



RAZORBACKS®

2022-23 Women's Basketball Game Notes

Kylie Magar | Assistant Director, Communications
E: kmagar@uark.edu | ArkansasRazorbacks.com

2022-23 SCHEDULE

Date	Opponent	Time	TV/RESULT
Nov. 2	vs. UAFS (exhibition)	7 PM	W, 92-62
Nov. 7	at UAPB	6 PM	W, 70-50
Nov. 11	Central Arkansas	10:30 AM	W, 72-34
Nov. 14	Tulsa	7 PM	W, 79-70
Nov. 17	Kent State	7 PM	W, 80-59
Nov. 20	at Little Rock	1 PM	W, 93-49
Nov. 24	Northern Arizona	5:45 PM	W, 82-73
Nov. 25	Clemson	8 PM	W, 76-62
Nov. 26	No. 25 Kansas State	8 PM	W, 69-53
Dec. 1	Troy	7 PM	W, 87-70
Dec. 4	Oral Roberts	2 PM	W, 92-58
Dec. 8	Lamar	7 PM	W, 63-50
Dec. 11	Arkansas State	3 PM	W, 77-63
Dec. 17	at No. 16/16 Creighton	1 PM	W, 83-75
Dec. 20	No. 16/15 Oregon+	3 PM	L, 85-78
Dec. 21	USF+	3 PM	L (OT), 66-65
Dec. 29	No. 9/9 LSU*	6 PM	L, 69-45
Jan. 1	at Kentucky*	1 PM	W, 71-50
Jan. 5	Florida*	7 PM	W, 102-74
Jan. 8	at Missouri*	2 PM	W, 77-55
Jan. 16	Vanderbilt*	6 PM	W, 84-81
Jan. 19	at No. 3/4 LSU*	8 PM	L, 79-76
Jan. 22	at No. 1/1 South Carolina*	2 PM	L, 92-46
Jan. 26	Alabama*	6 PM	L, 69-66
Jan. 29	Ole Miss*	4 PM	L (OT), 76-73
Feb. 5	at Auburn*	2 PM	W, 54-51
Feb. 9	at Vanderbilt*	8 PM	L, 78-70
Feb. 12	Missouri*	2 PM	W, 61-33
Feb. 16	Tennessee*	6 PM	L, 87-67
Feb. 19	at Georgia*	11 AM	L, 71-48
Feb. 23	at Mississippi State*	8 PM	L, 87-73
Feb. 26	Texas A&M*	11 AM	W, 78-65
March 2	(9) Missouri@	11 AM	W, 85-74
March 3	(1) No. 1/1 South Carolina@	11 AM	L, 93-66
March 16	Louisiana Tech^	7 PM	W, 69-47
March 20	SFA&^	7 PM	W, 60-37
March 24	Texas Tech^	7 PM	SECN+

*-SEC Contest
S-Paradise Jam (St. Thomas, U.S. Virgin Islands)
+-San Diego Invitational (San Diego, Calif.)
@ - SEC Tournament (Greenville, S.C.)
^ - Postseason WNIT (Fayetteville, Ark.)
All Times CT

36 ARKANSAS VS. TEXAS TECH | WNIT | BUD WALTON ARENA | MARCH 24 AT 7 PM | SECN+



Record 23-12
Conference Record..... 7-9 (SEC)
AP Poll N/A
USA Today Coaches Poll..... N/A
Head Coach Mike Neighbors
HC Record at UofA (Yrs)..... 119-76 (sixth season)
HC Career Record (Yrs)..... 217-117 (10th season)
Neighbors' Record vs. Texas Tech 1-0

Record 20-14
Conference Record..... 6-12 (Big 12)
AP Poll N/A
USA Today Coaches Poll..... N/A
Head Coach Krista Gerlich
HC Record at Texas Tech (Yrs) 41-48 (third season)
HC Career Record (Yrs)..... 330-195 (17th season)
Record vs. UofA..... 0-2

LAST STARTING 5



#43 MAKAYLA DANIELS
Sr. | G | 5-8 | Frederick, Md.
PPG RPG APG MPG
12.7 3.9 2.9 32.1



#2 SAMARA SPENCER
So. | G | 5-7 | Fort Lauderdale, Fla.
PPG RPG APG MPG
14.5 3.8 4.3 33.8



#0 SAYLOR POFFENBARGER
R-Fr. | F | 6-2 | Middletown, Md.
PPG RPG APG MPG
8.7 6.9 2.5 32.3



#34 CHRISSEY CARR
R-Sr. | G | 6-1 | Edern Prairie, Minn.
PPG RPG APG MPG
11.7 3.6 0.5 28.0



#4 ERYNN BARNUM
R-Sr. | F | 6-2 | Little Rock, Ark.
PPG RPG APG MPG
15.3 6.3 1.8 26.5

SNAPSHOT:

- Delivered 11 points, seven rebounds, three assists and two blocks vs. SFA in WNIT Second Round
- No. 12 (1,421) on all-time scoring list at Arkansas
- No. 7 in FT% (.769), No. 8 in 3-pointers/gm (2.0) and No. 10 in steals (1.8) in the SEC
- Preseason All-SEC Second Team choice

SNAPSHOT:

- Nearly outscored SFA in WNIT Second Round with 27 points and four 3-pointers
- Has 151 assists, seventh most in a single season
- No. 4 in assists and No. 15 in scoring in SEC
- Tapped the 2022 SEC Freshman of the Year

SNAPSHOT:

- SEC All-Freshman Team & five-time FOW
- Delivered five points, nine rebounds, three steals and a block vs. SFA in WNIT Second Round
- Only Hog with 200+ def. rebounds in a season with the single-season record (212)
- No. 3 in def. RPG & No. 11 in rebounding in the SEC

SNAPSHOT:

- Limited in game vs. SFA in second round of WNIT with 14 minutes, but had 17 vs. LA Tech
- Leads with 81 triples, seventh most in single season
- Has started in 148 career games
- No. 5 in 3-pointers per game (2.3) and 6 in 3-point percentage (.336) in SEC

SNAPSHOT:

- Coming off six points and rebounds and two steals vs. SFA in WNIT Second Round
- Reached 1,000 career-points at Georgia
- Katrina McClain Midseason Top 10 & All-SEC 2nd Team
- Third in FG% (.561) & ninth in scoring in SEC

FOLLOW, WATCH & LISTEN



TV: SECN+
On the Call: Brett Dolan and Blair Lansden

Razorback Sports Network from Learfield (Radio)
Phil Elson - <http://143.223.155.160/audio>
Fayetteville - KQSM-FM-92.1 /// KYNG-AM - 1590*
Fort Smith - KFPW-AM-1230 /// KHGG-AM-1580



NEIGHBORHOOD WATCH

→ Arkansas has advanced to the Super 16 of the Postseason WNIT, making it to the sixth time the Razorbacks have qualified for the third round of the tournament in program history

→ In Arkansas' eighth WNIT appearance, the Razorbacks are 3-2 in third-round games

→ The Razorbacks will take on Texas Tech, a Lady Raider team who boasts a 20-14 record, a nine-win improvement from the 11-19 season in 2021-22. Texas Tech also went 6-12 in the Big 12 to finish in eighth in the league

→ As old Southwest Conference foes, these two teams have a rich history with Arkansas owning the 18-9 edge leading into the 28th contest of the series. The last time these two teams played was in 2016

→ In Arkansas' first two WNIT games, the Razorbacks have held opponents to 47 (vs. LA Tech) and 37 points (vs. SFA) each for a 42.0 PPG average on defense

→ The Razorbacks are 23-12, which marks the program's 22nd 20-win season, third under **Mike Neighbors**. This is also the most wins for the program since 2019-20 when that team went 24-8

→ Arkansas received the automatic qualifying bid to the WNIT as the SEC's highest finisher among teams not chosen for the NCAA Tournament

→ This WNIT appearance is Arkansas' 26th in the postseason

→ In the **Neighbors** era, this is his fifth postseason appearance with Arkansas (three NCAA Tournaments including 2020 and now two WNITs)

→ Only three schools in the SEC have qualified for postseason tournaments in each of the past five seasons with Arkansas being one of them. Tennessee and South Carolina are the other two

→ Arkansas is coming off a quarterfinal appearance at the SEC Tournament the fourth time in the last five seasons. The Razorbacks defeated Missouri, 85-74, in the second round, but fell to No. 1, eventual SEC Champion South Carolina, 93-65, in the quarterfinals

→ Arkansas finished the SEC slate 7-9 to come in eighth in the league. Historically for the program, seven wins is tied for the fourth most wins in SEC play. Only three other seasons have the Razorbacks had more wins in conference, as **Neighbors** boasts two of the program's four winning seasons in league play

→ The team started the season 13-0 and finished the non-conference slate at 13-2, which was the best start for Arkansas since 2013

→ On the All-SEC team, **Erynn Barnum** earned a spot on the SEC Second Team, while **Saylor Poffenbarger** was named to the SEC All-Freshman Team

→ **Barnum** leads the team in scoring with 15.3 points and a .561 field goal percentage, which led the SEC for majority of the season. She surpassed 1,000 points in her career and became the 18th Razorback to join the 1,000 points/500 rebound club

→ **Barnum** was one of 10 candidates for the Katrina McClain Award, given to the best power forward in the country

→ **Samara Spencer** is the second leading scorer with 14.5 points per game and leads the team in assists with 15.1. Her 4.3 assists per game is the fourth most in the SEC

→ **Makayla Daniels** leads the team in steals with 56 and averages 12.7 points per game

→ **Daniels** keeps moving up in career top 10-20 lists, sitting No. 12 in points (1,421), No. 4 in career starts (120), No. 8 in career 3-pointers (172) and No. 14 in career assists (310)

→ **Chrissy Carr** logs 11.7 points per game and leads the squad with 81 3-pointers

→ **Poffenbarger** leads the team in rebounding with 6.9 per game and has 38 blocks. She is also the record holder for single-season defensive rebounds with 212, while being the first Hog to pull down 200+ defensive boards in a season (since the stat has been tracked)

→ The team is second in least turnovers committed per game in the SEC with 13.4 per game

→ Arkansas gets to the line 23.23 times per game, which is second in the conference and seventh in the country. The Razorbacks' 15.66 makes from the free throw line per game is third in the SEC and 14th in the NCAA

→ Arkansas leads the SEC in 3-point attempts per game (27.2), which is 10th in the country, and No. 2 in 3-pointers per game (8.2) in the league. For the program, Arkansas set a record for 3-point attempts in a season (949) and third in 3-pointers made (287)

→ Head coach **Neighbors** earned his 200th win in late November at the Paradise Jam in the Virgin Islands versus Northern Arizona (W, 82-73) and surpassed 100 wins at Arkansas following the team's 80-59 win over Kent State

→ **Neighbors** has the most wins of any collegiate coach with 10 years of experience

→ The Razorbacks were projected to finish fourth in the SEC Preseason Media Poll and tied for fifth in the SEC Preseason Coaches Poll. **Daniels** represents Arkansas on the Preseason Second Team (Coaches Poll)

SCOUTING TEXAS TECH ABOUT THE LADY RAIDERS

→ The Lady Raiders have been enjoying a turnaround season with a 20-14 record after previously finishing 11-19 in 2021-22. Texas Tech finished 6-12 in a strong Big 12 league that had six teams make the NCAA Tournament with nine of the 10 in postseason play

→ **Bre'Amber Scott** paces the Lady Raiders with 16.7 points per game and 6.3 rebounds per game. The senior Little Rock native was tabbed to the All-Big 12 First Team

→ The floor general, **Bryn Gerlich** leads Tech with 102 assists for a 3.1 average and was named as an Honorable Mention choice in the league, while **Katie Ferrell** has a team's most 42 steals and 20 blocks

→ **Bailey Maupin** also averages double digits in scoring with 10.4 points per game, and was earned a spot to the All-Freshman Team

→ Texas Tech fell to Kansas State, 79-69, in the first round of the Big 12 Championship

→ The Lady Raiders are rolling in the WNIT, coming off a 67-54 win over UTEP in the first round and a 61-49 victory over SMU in the second round. Texas Tech drew crowds of 4,000+ in both games played in Lubbock, Texas

ABOUT THE HEAD COACH

→ **Krista Gerlich** is doing good things in West Texas, as coach has led the Lady Raiders to a postseason appearance for the first time since 2012-13

→ A Lady Raider legend and national champion, **Gerlich** has led Texas Tech to a 20-win season for the first time since 2012-13

→ The Texas Tech and Southwest Conference Hall of Famer was the head coach at UT Arlington (2013-20) and West Texas A&M (206-13), compiling over 300 wins in her career

SERIES HISTORY OF SFA VS. ARKANSAS

→ Arkansas and Texas Tech go back at Southwest Conference opponents, as the Razorbacks hold an 18-9 edge in the series

BENCHMARK PERFORMANCES

10+ POINTS	19-20	20-21	21-22	22-23	TOT
Makayla Daniels	12	19	19	25	75
Erynn Barnum	4	9	6	26	45
Samara Spencer	-	-	20	24	44
Chrissy Carr	-	-	-	19	19
Jersey Wolfenbarger	-	-	12	2	14
Saylor Poffenbarger	-	-	-	13	13
Maryam Dauda	-	-	-	4	4
Rylee Langerman	0	1	1	1	2
Emrie Ellis	-	-	1	0	1

20+ POINTS	19-20	20-21	21-22	22-23	TOT
Makayla Daniels	2	1	5	3	11
Samara Spencer	-	-	3	8	11
Erynn Barnum	0	0	0	9	9
Chrissy Carr	-	-	-	3	3
Saylor Poffenbarger	-	-	-	2	2

30+ POINTS	19-20	20-21	21-22	22-23	TOT
Makayla Daniels	0	0	2	1	3
Chrissy Carr	-	-	-	1	1
Erynn Barnum	0	0	0	1	1
Samara Spencer	-	-	0	1	1

5+ 3-POINTERS	19-20	20-21	21-22	22-23	TOT
Chrissy Carr	-	-	-	4	4
Samara Spencer	-	-	1	2	3
Makayla Daniels	1	0	1	0	2
Rylee Langerman	-	0	1	0	1

50% FG (8 ATT.)	19-20	20-21	21-22	22-23	TOT
Erynn Barnum	3	6	3	18	30
Makayla Daniels	4	3	10	3	20
Samara Spencer	-	-	8	8	16
Jersey Wolfenbarger	-	-	6	1	7
Chrissy Carr	-	-	-	6	6
Saylor Poffenbarger	-	-	-	5	5
Rylee Langerman	-	0	1	0	1

10+ REBOUNDS	19-20	20-21	21-22	22-23	TOT
Saylor Poffenbarger	-	-	-	8	8
Erynn Barnum	1	1	1	2	5
Jersey Wolfenbarger	-	-	2	1	3
Rylee Langerman	-	0	1	1	2
Makayla Daniels	0	0	1	0	1

5+ ASSISTS	19-20	20-21	21-22	22-23	TOT
Samara Spencer	-	-	5	12	17
Makayla Daniels	3	2	6	5	16
Saylor Poffenbarger	-	-	-	6	6
Erynn Barnum	0	0	0	3	3

3+ BLOCKS	19-20	20-21	21-22	22-23	TOT
Erynn Barnum	3	1	0	3	7
Jersey Wolfenbarger	-	-	2	3	5
Saylor Poffenbarger	-	-	-	3	3
Emrie Ellis	-	-	2	0	2
Chrissy Carr	-	-	-	1	1
Maryam Dauda	-	-	-	1	1

5+ STEALS	19-20	20-21	21-22	22-23	TOT
Makayla Daniels	4	1	1	1	7
Erynn Barnum	0	0	2	1	3
Rylee Langerman	-	0	1	0	1
Samara Spencer	-	-	1	0	1

DOUBLE-DOUBLES	19-20	20-21	21-22	22-23	TOT
Saylor Poffenbarger	-	-	-	4	4
Erynn Barnum	1	1	0	2	4
Jersey Wolfenbarger	-	-	2	0	2
Makayla Daniels	0	0	1	-	1

Stat Comparison

UA	Texas Tech
72.5	Scoring 69.0
65.3	Opp. Scoring 66.7
400	FG % 421
375	Def. FG% 409
302	3-pt. % 319
8.2	3-pt./gm 5.8
674	FT% 754
38.0	Reb./gm 34.5
13.3	Assists/gm 12.2
13.4	TO/gm 15.6
+3.0	TO Margin +1.2
6.8	Steals/gm 7.2
4.5	Blocks/gm 2.6

2022-23 SOUTHEASTERN CONFERENCE STANDINGS

CONFERENCE STANDINGS														
CONFERENCE	CONFERENCE				OVERALL					AP			COACHES	
	W-L	Pct.	H	A	W-L	Pct.	H	A	N	Streak	vs T10	vs T25	vs T10	vs T25
South Carolina ^A	16-0	1.000	8-0	8-0	34-0	1.000	17-0	13-0	4-0	W34	3-0	5-0	3-0	7-0
LSU	15-1	.938	8-0	7-1	30-2	.9385	17-0	8-1	5-1	W2	0-1	2-1	0-1	2-1
Tennessee	13-3	.810	7-1	6-2	25-11	.694	16-4	6-4	3-3	W2	1-6	1-8	1-6	1-8
Ole Miss	11-5	.688	6-2	5-3	25-8	.758	14-2	8-4	3-2	W2	1-3	2-4	1-3	3-4
Mississippi State	9-7	.563	6-2	3-5	22-11	.667	14-2	3-7	5-2	L1	0-3	0-3	0-2	0-4
Alabama	9-7	.563	4-4	5-3	20-11	.645	11-4	8-4	1-3	L5	0-2	0-3	0-2	1-3
Georgia	9-7	.563	6-2	3-5	22-12	.647	13-3	4-6	5-3	L1	0-6	0-6	0-5	0-6
Arkansas	7-9	.438	4-4	3-5	23-12	.657	13-4	6-5	4-3	W2	0-4	2-5	0-4	1-3
Missouri	6-10	.375	3-5	3-5	18-14	.563	11-6	5-6	2-2	L1	0-2	0-3	0-3	0-3
Auburn	5-11	.312	4-4	1-7	16-15	.516	14-5	1-8	1-2	L1	0-4	0-4	0-4	0-4
Florida	5-11	.312	3-5	2-6	18-14	.563	12-5	4-7	2-2	W2	0-0	0-1	0-0	0-1
Vanderbilt	3-13	.188	3-5	0-8	12-19	.387	9-7	3-9	0-3	L3	0-2	0-3	0-2	0-4
Texas A&M	2-14	.125	2-6	0-8	9-20	.310	7-8	0-11	2-1	L1	0-3	0-3	0-3	0-3
Kentucky	2-14	.125	1-7	1-7	12-19	.387	7-10	2-7	3-2	L1	0-3	0-5	0-3	0-6

2022-23 SEC Preseason Media Poll	2022-23 SEC Preseason Coaches' Poll
1. South Carolina	1. South Carolina
2. Tennessee	2. Tennessee
3. LSU	3. LSU
4. Arkansas	4. Alabama
5. Ole Miss	T5. Arkansas
6. Florida	T5. Mississippi State
7. Kentucky	7. Florida
8. Mississippi State	8. Ole Miss
9. Georgia	9. Georgia
10. Alabama	10. Kentucky
11. Texas A&M	11. Texas A&M
12. Missouri	12. Missouri
13. Auburn	13. Auburn
14. Vanderbilt	14. Vanderbilt

- Friday's game is the 28th game of the series
- The first game of the series was played in 1980, resulting in a 74-46 loss for Arkansas in Baton Rouge at the SWIAW Regional
- Arkansas is a perfect 11-0 in the series' games played in Fayetteville
- The Razorbacks are 8-2 in the last 10 games played in the series
- Arkansas and Texas Tech's last matchup was in 2016, leading to a 66-60 win for the Razorbacks in Fayetteville

LAST TIME OUT

- Arkansas is coming off a stellar defensive performance against SFA on Monday in a 60-37 victory in the second round of the WNIT
- The 37 points Arkansas allowed defensively was an SFA season low and marked a program WNIT record, which was broken a week ago with Arkansas' 47 points allowed vs. Louisiana Tech. Arkansas also held SFA to 22 percent shooting, which was another program WNIT feat
- **Samara Spencer** was on her way to outscoring the Ladyjacks, ending the night with 27 points for her eighth 20-piece of the season. She knocked down four 3-pointers and led the team in +/- at 24
- **Makayla Daniels** also found her way in double digits in scoring with 11 points, seven rebounds, three assists and two blocks
- **Rylee Langerman** was all over the floor and played a season-high 28 minutes, while tallying her second career double-digit rebounding game with 10, along with three assists and three steals. **Saylor Poffenbarger** was also active on the boards with nine
- **Jersey Wolfenbarger** registered nine points and three blocks
- All 12 players saw time on the floor
- Arkansas outscored SFA 20-0 in fast break points and 18-0 in second-chance opportunities

WNIT HISTORY

- Arkansas has played in the WNIT/NWIT/AIAW 12 times, with this year marking the program's 13th appearance
- The Razorbacks are now 18-6 in the WNIT in its eighth appearance, 4-2 in the NWIT with two appearances and 3-3 in the AIAW Tournament with three appearances
- In third round games played in the WNIT, Arkansas is 4-3
- Arkansas is a perfect 7-0 in the first round of the WNIT after its win over LA Tech in the first round of the 2023 Postseason WNIT
- The team's last appearance in the WNIT came in 2019, where Arkansas made it to the third round. Arkansas defeated Houston (88-80 in OT) and UAB (100-52 before losing to TCU (82-78) in all games played in Fayetteville. The program used the WNIT as a jump starter in which the team went on to qualify for three straight NCAA Tournaments
- Arkansas won the WNIT in 1999 with its 67-64 win over Wisconsin in the championship game breaking a Bud Walton Arena attendance record at 14,163, which is the fifth best attendance in WNIT history
- Past WNIT champions are programs that have fared well in the previous years. South Dakota State (2022) was an NCAA Tournament team this year along with Arizona (2019), 2023 No. 1 seed Indiana (2018), Michigan (2017) and UCLA (2015)

AN ARKANSAS WIN MEANS...

- Improving to 4-2 in third round WNIT games
- Elevating to 19-6 in WNIT games
- Advancing to play a fourth game in the tournament for the fourth time
- Two consecutive wins over Texas Tech and going 8-2 in the last 10 played against the Lady Raiders
- The team's 24th win, which would match for a program's most wins since 2019-20 when the team was 24-8
- A 14th win inside Bud Walton Arena, marking the most wins at home since 2019-20 with that team going 14-3 at home
- Potentially another home game at Bud Walton Arena

MIDSEASON TOP 10

- **Erynn Barnum** was named one of 10 chosen to the Katrina McClain Power Forward of the Year Midseason Top 10 list, becoming the first Razorback to be named to this award's watch list or midseason list
- Being one of 20 on the original preseason watch list, she became the first Arkansas player to make a preseason watch list for an award since the 2020-21 season

ALL-CONFERENCE QUEENS

- **Erynn Barnum** earned All-SEC Second Team honors, marking the fourth straight year Arkansas has had an All-Conference recipient. She leads the Razorbacks with 16.4 points per game and 6.6 rebounds per game, while also leading the SEC in field goal percentage (.573)
- **Saylor Poffenbarger** is an All-SEC Freshman Team recipient. She is a five-time SEC Freshman Team recipient, leading the Razorbacks with 6.6 rebounds per game and 35 total blocks

BARNUM BUCKETS

- **Erynn Barnum** is an All-SEC player, being named on the All-SEC Second Team
- Put up six points, six rebounds and two steals vs. SFA in the Postseason WNIT Second Round
- Has 10th most points scored in a single season at Arkansas with 537, as well as No. 4 in single-season free throw attempts with 194, as she continues to be aggressive to the basket this season
- Moved up to No. 30 on the all-time scoring list with 1,054 points, while sitting No. 23 in career rebounds with 561
- She is the 32nd member of the 1,000-point club and 18th of the 1,000-point, 500-rebound group. Surpassed both milestones this season

→ Tallied an incredible 37-point performance against Ole Miss, tying for the seventh most points scored in a game by a Razorback. She also surpassed 500 rebounds, becoming the 30th member of the 500-rebound club at Arkansas

→ Leads the team with nine 20-point games, never having one prior to this season

→ Only player to have two perfect shooting days in the SEC this year, going 8-of-8 vs. Arkansas State and 5-of-5 at Little Rock

→ Among active SEC players, sits No. 10 in career rebounds (561) and No. 13 in scoring (1,054)

→ SEC statistical rankings; second in free throw attempts (194), third in field goal percentage (.561), ninth in scoring (15.34), 10th in offensive rebounds (2.43), 14th in rebounds (6.31) and 14th in free throw percentage (.629)

→ In SEC games, she averaged 16.75 points per game, which was seventh in the league

→ NCAA statistical rankings: 25th in free throw attempts and 26th in field goal percentage

→ Longest tenured Razorback, with this being her fifth year (redshirted in 2018-19)

→ Last season averaged 7.6 points and 4.8 rebounds per game. She started in 10 of 22 games, missing a large part of the year due to injury

MAK ATTACK

→ This team is four-year veteran **Makayla Daniels'** team, who has shown consistency through her four seasons as a Razorback

→ Delivered 11 points, seven rebounds, three assists and two blocks vs. SFA in Postseason WNIT Second Round

→ Averaged 14.5 points, 3.5 3-pointers, 2.0 assists and 1.5 steals per game in the SEC Tournament

→ Registered the third 30-point game of her career with a season-high 31 points off 11-of-23 shooting at Vanderbilt

→ Sits No. 12 on the all-time scoring list at Arkansas with 1,421 points, needing 20 more to surpass **Karyn Karlin** (1,441) at No. 11

→ Also ranks No. 4 in career starts (120), No. 8 career 3-pointers (172) and No. 15 in career assists (310)

→ Has fourth most steals (192), fifth most assists and sixth most assists among active SEC players

→ SEC statistical rankings: seventh in free throw percentage (.769), eighth in 3-pointers per game (1.97), ninth in minutes (32.0) and 10th in steals (1.75), as well as sixth in assist/turnover ratio in SEC games with 1.4

→ Underrated defender who can hold a team's leading scorer well below their scoring average

→ Won Paradise Jam Reef Tournament MVP, averaging 17.3 points, 5.7 rebounds, 2.7 assists and 2.0 steals per game

→ Was No. 1 on Sportscenter for her buzzer beater against Vanderbilt in game where she finished with 16 points

→ Earned a spot on the SEC Preseason Second Team, her first recognition by the league since she was SEC Freshman of the Week in 2019-20

→ Last season averaged 14.0 points and a team-leading 5.3 rebounds. **Daniels** also averaged 2.9 assists and 1.8 steals per game

KEEPING IT 100!

→ **Makayla Daniels** is one of 23 players in collegiate women's basketball to start in all games they have appeared in with a minimum 100 contests

→ Notable names on the list

- 158 - Ashley Joens (Iowa State)
- 155 - Thelma Dis Agustsdottir (Ball State)
- 153 - Cate Reese (Arizona)
- 141 - Lindsey Thall (Kent State)
- 135 - Aliyah Boston (South Carolina)
- 135 - Lou Lopez-Senechal (UConn/Fairfield)
- 134 - Zia Cooke (South Carolina)
- 134 - Ciaja Harbison (Vanderbilt/Saint Louis)
- **120 - Makayla Daniels (Arkansas)**
- 119 - Elizabeth Kitley (Virginia Tech)
- 119 - Lauren Park-Lane (Seton Hall)
- 118 - Amari Young (Old Dominion)

SPEEDY SAM

→ **Samara Spencer** was named the 2022 SEC Freshman of the Year, and has continued to be big for the team in her sophomore campaign

WHAT'S HE SAYIN'?

Trying to figure out what Coach Neighbors is saying on the bench? Don't worry - he has a language all his own.

Coach Neighbors plays Positionless Basketball. Instead of having guards, forwards and centers, he has Rabbits, Rackers, Locks and Dragons.



Rabbits run the floor and look to score quickly with a layup.



Rackers bring the ball up the floor, and are trying to get to the rack.



Locks, generally good three-point shooters, are trying to win the race to the corners.



The Dragon is the last player down the court, dragging behind the others.

→ Dominates the paint with her speed to the basket, can get to the free throw line and shoot the 3-pointer with great accuracy

→ Has been averaging 20.5 points, 4.0 rebounds and 6.5 assists per game across the two Postseason WNIT contests

→ Coming off a game-leading 27 points with four 3-pointers against SFA in the Postseason WNIT Second Round

→ Logged second career double-double with 14 points and a career-high 11 assists in the WNIT First Round vs. LA Tech, which tied a program WNIT record

→ Her two double-doubles this season with points and assists marks the first time since 2016-17 a Razorback has had more than one double-double with points and assists in a season (last was **Jailyn Mason**)

→ Has earned 25 double-digit scoring games, eight 20+ point contests, as well as one 30-point game and two double-doubles

→ Put up a career-high 32 points against Oral Roberts, shooting 10-of-17 from the field with a career-high six 3-pointers

→ SEC statistical rankings: fourth in assists (4.31) and minutes (33.76), sixth free throw attempts (171) and field goal attempts (437), 10th in assist/turnover ratio (1.48), 14th in 3-pointers made per game (1.77) and field goal percentage (.400) and 15th in scoring (14.54)

→ NCAA statistical rankings: 42nd in total assists (151)

→ Her 151 assists this season is seventh most in a single season by a Razorback. She has 13 games with 5+ assists this year

→ **Spencer** averaged 12.2 points, 3.7 rebounds, 3.1 assists, 1.2 steals and 30.1 minutes per game last season, while leading team with 96 assists

POFFEN OFF!

→ **Saylor Poffenbarger** is a big guard. If you need her to play any position one through five, she can handle it

→ Named to the SEC All-Freshman Team

→ Coming off five points, nine rebounds, three assists and one block vs. SFA in the Postseason WNIT Second Round

→ Single-season defensive rebound record holder at Arkansas with 212, while being the only Hog to pull down 200+ defensive rebounds in a single season. Against South Carolina at the SEC Tournament, she surpassed **Lauren Ervin**, who previously had 190 for the record

→ Also No. 6 in individual season rebounds at

OUR RECORD WHEN ...

Overall	23-12
Home / Away / Neutral	13-4/6-5/4-3
SEC	7-9
Home / Away	4-4/3-5
White Uniforms	16-5
Cardinal Uniforms	6-5
Anthracite Uniforms	1-2

LEADS/QUARTERS/HALFTIME/OT

Leading after the 1st quarter	17-3
Leading after the 2nd quarter/Half	21-2
Leading after the 3rd quarter	21-3
Leading at the half, home	11-1
Leading at the half, road/neutral	10-1
Tied at the half, home	0-0
Tied at the half, road/neutral	1-0
Games decided by 5 points or fewer	2-4
Games decided by 10 points or fewer	5-5
Leading with 5:00 left	23-3
Leading with 2:00 left	23-2
Overtime games	0-2

OFFENSE

Scoring less than 70 points	6-8
Scoring 70-79 points	8-4
Scoring 80-89 points	6-0
Scoring 90-99 points	2-0
Scoring 100+ points	1-0
2 Players Or Less in Double Figures	1-4
3 Players in Double Figures	12-6
4 Players in Double Figures	6-1
5 Players in Double Figures	3-1
5+ Players in Double Figures	1-0
When shooting 50 percent or higher	1-0
When shooting less than 50 percent	22-12

REBOUNDING/TURNOVERS

When outrebounding opponent	17-0
When outrebounded	5-12
When rebounds are even	1-0
When grabbing 10+ offensive reb	15-5
When forcing 15+ turnovers	13-8
When committing less than 15 turnovers	16-9
When committing 15+ turnovers	7-3

Top Scorers (Includes Ties)

Barnum ... @UAPB, UCA, TU, UO, USF, @UK, @LSU, Bama, Ole Miss, @AUB, Tenn
Carr@LR, K-ST, LU, UF, MIZ, @UGA, MIZ, LA Tech
Daniels CLEM, UF, @Vandy
Spencer .. @UABP, Kent, NAU, Troy, ORU, A-St., CU, LSU, UF, Vandy, @SC, @MSU, TAMU, SFA
Poffenbarger@UK, UF, @MIZ, SC

Top Rebounders (Includes Ties)

Barnum
@UAPB, UCA, @LR, NAU, CLEM, Troy, @UK, UF, @MIZ, Vandy, @LSU, Bama, Ole Miss, @Vandy, MIZ, @UGA
Carr NAU, TAMU
Daniels LSU, Ole Miss, Tenn
Langerman
Poffenbarger ... TU, @LR, CLEM, ORU, LU, A-St., CU, UO, USF, UF, @AUB, @UGA, @MSU, MIZ, LA Tech
Spencer Kent, K-ST
Team@SC
Wolfenbarger LSU, Tenn

Months

November	8-0
December	5-3
January	4-4
February	3-4
March	3-1

Arkansas with 240

- In the SEC Tournament, averaged 14.0 points, 7.5 rebounds, 4.5 assists and 1.0 block per game
- Has recorded nine 10+ rebound games this year
- Logged her fourth double-double of the season at Auburn, registering 10 points and 10 rebounds. Her four double-doubles ties the most by a Razorback since **Taylah Thomas**, who also had four, in 2019-20
- Led the league in SEC Freshman of the Week awards with five
- Recorded a career-high 24 points with six rebounds at Missouri, while holding the Tigers' best scorer, **Hayley Frank**, to just five points
- Usually is put up against the opposing team's leading scorer, and has done a great job limiting their productivity
- SEC statistical rankings: third in defensive rebounds (6.06), seventh in minutes (32.29) and 11th in rebounds (6.86)
- Joined the team midway through last year after transferring from UConn. She was the No. 30th-ranked recruit in the 2021 class

TRANSFER PORTAL JACKPOT

- **Chrissy Carr** has started in all but two collegiate games she has appeared in during her fifth collegiate season with 148 starts
- Had a game-leading 17 points with four 3-pointers and five rebounds vs. LA Tech in the first round of the Postseason WNIT, but was limited to just 14 minutes and two rebounds vs. SFA in the second round
- Was on fire against Missouri in the opening round of the SEC Tournament, logging a career-high 34 points off 11-of-14 shooting and a career-high six 3-pointers
- Her 34 points was the first 30-point game scored by a Razorback in the SEC Tournament since **Alexis Tolefree's** 30 against Auburn in 2020
- With 81 3-pointers, she is No. 7 for individual season triples at Arkansas
- Reached double digits in scoring 20 times this season and has led the team in points in eight different contests (including ties)
- Named to the Paradise Jam All-Tournament Team, averaging 14.7 points and 5.0 rebounds per game
- SEC statistical rankings: first in 3-point attempts (241), third in 3-pointers made per game (2.31) and sixth in 3-point percentage (.336)
- NCAA statistical rankings: 19th in 3-point attempts and 35th in total 3-pointers
- Among active NCAA players, holds 11th most made 3-pointers (307) and 60th most points (1,718)
- An overall well-rounded player, **Carr** can shoot, attack the basket to get to her midrange, rebound and lead as a veteran player
- Averaged double digits, or near to it, all four years thus far with 9.8 PPG as a freshman and sophomore at Kansas State and a career-high 15.2 points and 4.9 rebounds per game as a junior. In her one year at Syracuse, averaged 11.7 points and 4.6 boards per game, while leading the team in 3-pointers (60) and shooting 36.3 percent from deep

TAKING ONE FOR THE TEAM

- Being told to play in a position you have never played before is quite tough, especially as a freshman in college, but **Jersey Wolfenbarger** handled that task with ease.
- **Wolfenbarger** played down low in just about every start last season, setting her up to play against some of the best bigs in the country
- Recorded nine points off 2-of-3 shooting, 4-of-6 from the line with two rebounds and three blocks vs. SFA in the Postseason WNIT Second Round
- In WNIT, has averaged 7.5 points, 2.5 rebounds and 2.5 blocks per game in 16.7 minutes per game
- Started in three games this season with

- one of those starts coming against Arkansas State, where she logged a season-high 15 points off 4-of-8 shooting with six boards
- Averaged 9.3 points, 8.0 rebounds and 2.7 blocks per game during that three-game stretch she started (ORU, Lamar and A-State)
- Last season, averaged 7.6 points, 4.3 rebounds and 0.9 blocks per game and named to the All-SEC Freshman team
- High school accolades: McDonald's All-American, two-time Arkansas Gatorade Player of the Year, No. 7 overall recruit in the country and No. 1 wing player in ESPN HoopGurlz, Naismith HS Player of the Year and FIBA U19 World Cup medalist

THE GLUE

- **Rylee Langerman** is a hustler and team player. She is willing to do the dirty work or anything her team needs to win
- Often called "the glue girl" and a player everyone needs on a team to be successful
- Hustle-type or game-changing type plays are called "Rylees"
- Was all over the floor vs. SFA in the Postseason WNIT Second Round with 10 rebounds, three assists and three blocks with a season-high 28 minutes played
- Her stats don't always show up on the box score, but if there's a loose ball, a ball going out of bounds or a tie-up, you can bet she's involved
- **Langerman** was named to the 2023 and 2022 SEC Community Service Team. She is a role model in the NWA community and beyond, as well as a positive light to those also affected by Alopecia
- Also a CSC Academic All-District recipient
- Leads the bench in minutes with 17.7 per game
- Registered second career double-digit scoring contest with 10 points, five boards and four steals against Tulsa
- Averaged 3.2 points and 3.7 rebounds across 19.2 minutes per game last season

NICE, YET INTIMIDATING

- **Maryam Dauda** is primed to be one of the top bigs in the SEC in the near future
- Coming off four boards and a steal in eight minutes vs. SFA in the Postseason WNIT Second Round
- Registered eight points off 3-of-3 shooting from the field in less than 10 minutes vs. LA Tech in Postseason WNIT first round game
- Performed well against top competition, matching a career-high 11 points, while also tallying four rebounds, two assists and two blocks in 13 minutes at No. 3/4 LSU
- Registered a 3-pointer in six games and at least one

BY THE NUMBERS

- 1,421** Makayla Daniels is No. 12 on the all-time career scoring list at Arkansas with 1,421 points. She needs 20 more points to move up to No. 11 (1,441)
- 212** Saylor Poffenbarger is the only Hog to have 200+ defensive rebounds in a season (since that category has been tracked). Her 212 defensive rebounds is also an individual season record at Arkansas, breaking the record as a freshman
- 26** Arkansas is in its 26th postseason appearance in 47 seasons. The Razorbacks' WNIT/NWIT/AIAW appearance is the 13th for Arkansas
- 23** The team clinched a 20-win season in their final regular season game with a 78-65 victory over Texas A&M 20 wins. The team is one win away from matching the most wins for the program since 2019-20 (24 wins)

GAME-BY-GAME STARTERS IN 2022-23 (ALPHABETICAL)

OPPONENT	1	2	3	4	5
UAPB	Barnum	Carr	Daniels	Poffenbarger	Spencer
Central Arkansas	Barnum	Carr	Daniels	Poffenbarger	Spencer
Tulsa	Barnum	Carr	Daniels	Poffenbarger	Spencer
Kent State	Barnum	Carr	Daniels	Poffenbarger	Spencer
Little Rock	Barnum	Carr	Daniels	Poffenbarger	Spencer
Northern Arizona	Barnum	Carr	Daniels	Poffenbarger	Spencer
Clemson	Barnum	Carr	Daniels	Poffenbarger	Spencer
Kansas State	Barnum	Carr	Daniels	Poffenbarger	Spencer
Troy	Barnum	Carr	Daniels	Poffenbarger	Spencer
Oral Roberts	Barnum	Carr	Poffenbarger	Spencer	Wolfenbarger
Lamar	Barnum	Carr	Poffenbarger	Spencer	Wolfenbarger
Arkansas State	Barnum	Carr	Poffenbarger	Spencer	Wolfenbarger
Creighton	Barnum	Carr	Daniels	Poffenbarger	Spencer
Oregon	Barnum	Carr	Daniels	Poffenbarger	Spencer
USF	Barnum	Carr	Daniels	Poffenbarger	Spencer
LSU	Barnum	Carr	Daniels	Poffenbarger	Spencer
Kentucky	Barnum	Carr	Daniels	Poffenbarger	Spencer
Florida	Barnum	Carr	Daniels	Poffenbarger	Spencer
Missouri	Barnum	Carr	Daniels	Poffenbarger	Spencer
Vanderbilt	Barnum	Carr	Daniels	Poffenbarger	Spencer
LSU	Barnum	Carr	Daniels	Poffenbarger	Spencer
South Carolina	Barnum	Carr	Daniels	Poffenbarger	Spencer
Alabama	Barnum	Carr	Daniels	Poffenbarger	Spencer
Ole Miss	Barnum	Carr	Daniels	Poffenbarger	Spencer
Auburn	Barnum	Carr	Daniels	Poffenbarger	Spencer
Vanderbilt	Barnum	Carr	Daniels	Poffenbarger	Spencer
Missouri	Barnum	Carr	Daniels	Poffenbarger	Spencer
Tennessee	Barnum	Carr	Daniels	Poffenbarger	Spencer
Georgia	Barnum	Carr	Daniels	Poffenbarger	Spencer
Mississippi State	Barnum	Carr	Daniels	Poffenbarger	Spencer
Texas A&M	Barnum	Carr	Daniels	Poffenbarger	Spencer
Missouri	Barnum	Carr	Daniels	Poffenbarger	Spencer
South Carolina	Barnum	Carr	Daniels	Poffenbarger	Spencer
LA Tech	Barnum	Carr	Daniels	Poffenbarger	Spencer
SFA	Barnum	Carr	Daniels	Poffenbarger	Spencer

block in 13

→ Recovered from an ACL injury she suffered from in high school last season
 → Was a top player out of high school, as the No. 13 player in the country according to ESPN HoopGuriz. She was also a McDonald's All-American

SE OKLAHOMA'S BEST KEPT SECRET

→ **Emrie Ellis** was a key component to last year's freshman class, logging minutes off the bench
 → Registered two points and a board in 10 minutes against SFA in Postseason WNIT Second Round
 → Best game of the season came vs. Texas A&M, logging seven points, three rebounds and two blocks in 12 minutes off the bench against Texas A&M
 → Has averaged 8.2 minutes per game in last seven game appearances
 → Had five points off a perfect 1-of-1 shooting from 3-point and two free throws against Florida. Her first of two free throws elevated the Razorbacks to 100 points
 → **Ellis** saw a lot of time on the court as a rookie, appearing off the bench in 27 games to average 2.9 points, 2.1 rebounds, 0.8 blocks and 10.8 minutes per game
 → Her career-best game came when the team needed her the most against Auburn last season, tallying 11 points and five boards in the thrilling win

VETERAN PRESENCE

→ The team has three players who have been on the team for 4+ years
 → Those three student-athletes are **Erynn Barnum, Makayla Daniels** and **Avery Hughes**
 → **Hughes** is a former walk-on, she earned a scholarship ahead of last season. She became the first walk-on for **Coach Neighbors** and staff at Arkansas. She logged a season-high four points against Troy
 → Has appeared in 14 games this season, 49 in her career

THE FRESHIES

→ The Razorbacks have two true freshmen on the roster
 → **Karley Johnson** was the lone member of the fall signing class and has appeared in 10 games
 → **Johnson** is McDonald's All-American nominee and four-time Oklahoman's Super 5 Honorable Mention choice
 → **Loren Lindsey** is a 5-11 local product by way of Fayetteville High School. She joins the team as a walk-on
 → **Lindsey** has appeared in nine games

WE LOVE SASHA

→ **Sasha Goforth** has made the decision to sit out from playing basketball this season. She is redshirting during the 2022-23 season and is still on scholarship, engages in team activities and supports the players and coaches on the bench
 → During the fall semester, she earned a 4.0 GPA with 18 credit hours as a human development & family sciences major
 → Last season after transferring from Oregon State, Goforth was the only Hog to start in all 32 games. She logged 11.5 points, 4.8 rebounds and 2.1 blocks per game last season

SEC SAYLOR

→ **Saylor Poffenbarger** has won SEC Freshman of the Week five times this season, with her first two honors coming in back-to-back weeks and the most recent two also coming on consecutive weeks
 → Her five weekly honors is the most among freshmen
 → The fifth award she won was against Vanderbilt with 13 points and five boards
 → She had her fourth weekly award after

averaging 20.0 points and 7.0 rebounds in Arkansas' big wins vs. Florida and Missouri. She logged a career-high 24 points at Mizzou
 → The first time, she won the award following an impressive showing at the Paradise Jam, averaging 12.3 points, 6.7 rebounds, 3.0 assists and 1.0 steal per game, while being instrumental to the team's Paradise Jam Reef Tournament Championship
 → Her second honor came after averaging a near double-double of 11.5 points and 8.0 rebounds per game across the team's wins over Troy (87-70) and Oral Roberts (92-58)
 → The third award came after her third double-double of the season in Arkansas' huge road win at No. 16 Creighton, where she recorded 16 points and 11 rebounds

BACKCOURT MATES

→ **Samara Spencer** and **Makayla Daniels** can be looked at as one of the top point guard duos in the country
 → Together this year, the two are averaging a combined 27.3 PPG, 7.7 RPG and 7.3 APG
 → The two have combined for 50 double digit scoring games and 11 20+-point contests
 → Last season, they combined for 39 double digit scoring games and eight 20+ point contests

CLEAN GAME

→ The team has been limiting turnovers to 13.4 per game, which is second in the SEC and 40th in the NCAA
 → Arkansas has committed less than 15 turnovers in 26 games
 → The Razorbacks logged just five turnovers against Tennessee, a season's best, along with seven vs. LA Tech

GETTING TO THE LINE

→ Arkansas is seventh in the country in free throw attempts (23.23) and No. 14 in free throw makes per game (15.66)
 → The Razorbacks are No. 2 in attempts and 3 in makes in the SEC
 → Went 13-of-15 from the line vs. LA Tech
 → Arkansas went to the line a season-high 39 times at Auburn

DRIP, DRIP, SPLASH

→ One thing about Arkansas women's basketball that hasn't changed is the team's ability to shoot from the outside
 → Arkansas is leading the SEC in 3-point attempts per game (27.1), which is 10th in the country
 → The team is also second in the SEC in 3-pointers per game (8.2), which is 28th in the NCAA
 → Arkansas' 949 3-point attempts is now a school record and 287 total 3-pointers is the third most in program history
 → The Razorbacks have launched 10+ 3-pointers in 11 games this year with a season-high 13 vs. Texas A&M, ninth most in a single game in school history

DEFENSIVE IMPROVEMENTS

→ Arkansas has improved on defense from last season
 → Coming off holding SFA to 37 points, which is half of their season scoring average and 22 points lower than their previous season-low. The 37 points and 22 percent field goal percentage set new program WNIT lows
 → Held LA Tech to just three points in the first quarter, which is a season-low in a quarter defensively for Arkansas
 → The team holds opponents to a defensive field goal percentage of 37.5 (fifth in the SEC)
 → Broke a new record in defensive points allowed with 33 against Missouri the second time, holding the Tigers to 28.3 percent
 → Held a hot-shooting Creighton team to 22.9 percent from 3-point (8-for-35) and 33.3 percent from the field (23-for-66)
 → Last season, Arkansas' defense held opponents to 66.5 points per game (11th in the SEC, 242nd in NCAA) and a 39.6 field goal percentage (seventh in SEC, 160th in NCAA)

TALLER BALLERS

→ Six of the 12 Razorback players are above 6 feet
 → Arkansas fans can see a lineup consist of four players above 6-0 on the roster

ALL-AMERICAN TALIAH

→ **Taliah Scott** was announced as a McDonald's All-American. She becomes one of six Arkansas signees under the **Mike Neighbors** era at Arkansas to be named an All-American
 → Was also named Florida Gatorade Player of the Year
 → Averaged 36.2 points, 9.2 rebounds, 4.8 assists and 3.0 steals per game during her senior year. Her scoring average is fourth in the country
 → Put up 47 points in the 2A state semifinals, knocking down 11 3-pointers
 → Named to the Jersey Mike's Naismith High School Girls Midseason Team, one of 25, as well as a McDonald's All-American Game nominee
 → She surpassed 2,000 points in her high school career, playing at Saint John's Country Day School

CLASS OF 2023 SIGNEES

→ The Razorbacks added two talented players on National Signing Day and three more papers came through on Wednesday, Nov. 16
 → This class was ranked No. 14 prior to Signing Day, according to ESPN
 → **Maryn Archer** is from Derby, Kansas and is ranked by Prep Girls as the 29th-ranked player in the nation. She is a sharpshooter and will add depth to the Razorbacks' backcourt. She has enrolled early and can be seen on the bench this season
 → **Jenna Lawrence** will stay in Northwest Arkansas with this 6-3 forward getting ready to eclipse 2,000 points in her high school career. She is a four-star recruit and currently ranked No. 61 in the 2023 HoopGuriz Recruiting Rankings. **Lawrence** was also named as a McDonald's All-American game nominee
 → **Taliah Scott** is listed as the No. 11 player in the country, according to the 2023 HoopGuriz Recruiting Rankings and is a consensus 5-star guard out of North Florida. She just surpassed 2,000 points in her high school career early this week (12/5)
 → **Carly Keats** is a junior college product from Jones College and averaged 14.2 points and 4.0 assists per game as a senior in high school
 → **Cristina Sanchez** is just the seventh ever international signee in Arkansas women's basketball history. She is a member of the Spanish National Team



2022 Paradise Jam Reef Champions

WNIT TOURNAMENT RECORDS

INDIVIDUAL GAME

Most Points Scored	37, Chelsea Dungee vs. Houston, 3/21/19
Most Field Goals	12, Sarah Pfeifer vs. Arkansas State, 3/21/05; 12, Wendi Willits vs. Oklahoma, 3/14/99
Best Field Goal Percentage [10 min.]692 (9-13), Lonniya Bragg vs. Drake, 3/20/99
.....	1.000 (9-9), Lonniya Bragg vs. Georgia Tech, 3/21/00
Most Free Throws	15, Chelsea Dungee vs. Houston, 3/21/19
Best Free Throw Percentage [5 min.]889 (8-9), Wendi Willits vs. Missouri, 3/18/00
.....	.882 (15-17) Chelea Dungee vs. Houston, 3/21/19
Most Three-Point FGs	7, Wendi Willits vs. Oklahoma, 3/14/99
Best 3 Point Percentage [5 min.]833 (5-6), Alexis Tolefree vs. UAB, 3/24/19
Most Rebounds	14, Sarah Watkins vs. Lamar, 3-17-11
Most Assists	11, Samara Spencer vs. LA Tech, 3/16/23
.....	11, Amy Wright vs. Northwestern State, 3/12/99
Most Steals	5, Dominique Wilson vs. Tulane, 3/24/13, Chrisstasia Walter at Oral Roberts, 3/23/11
.....	& Whitney Jones vs. Oklahoma State, 3/23/09
Most Blocked Shots	5, Kiara Williams vs. Houston, 3/21/19

TEAM-GAME

Most Points Scored	100 vs. UAB, 3/24/19
Least Points Scored	48, vs. Tulane (3/24/13)
Most Points Allowed	98, at Arkansas State (3/21/05)
Least Points Allowed	37, vs. SFA (3/20/23)
.....	47, vs. LA Tech (3/16/23)
Largest Margin of Victory	+48 (100-52) vs. UAB (3/24/19)
Largest Margin of Defeat	-21 (62-83), vs. Florida (3/25/99)
Most Field Goals	37 vs. UAB (3/24/19)
Most Field Goal Att.	75, at Arkansas State (3/21/05)
Best Field Goal Percentage538 (28-52), vs. Georgia Tech (3/21/00)
Worst Field Goal Percentage286 (16-56), vs. Tulane (3/24/13)
Best Opponent Field Goal Percentage ..	.567 (34-60), vs. Florida (3/25/00)
Worst Opponent Field Goal Percentage ..	.222 (11-50) vs. SFA (3/20/23)
.....	.277 (18-65), vs. LA Tech (3/16/23)
Most Free Throws	28 vs. Houston (3/21/19)
Most Free Throw Attempts ..	42, vs. Oklahoma (3/14/99)
Best Free Throw Percentage867 (13-15) vs. LA Tech (3/16/23)
Worst Free Throw Percentage538 (14-26), vs. Tulane (3/24/13)
Most Three-Point FGs	15 vs. UAB (3/24/19)
Most Three-Point Attempts	30 vs. UAB (3/24/19)
Best Three-Point Percentage500 (15-30) vs. UAB (3/24/19)
.....	.500 (13-26), vs. Lamar (3/17/11)
Worst Three-Point Percentage143 (1-7), vs. UNLV (3/18/05)
Best Opponent Three-Point Percentage ..	.500 (7-14), vs. Florida (3/25/00)
Worst Opponent Three-Point Percentage ..	.077 (1-13), vs. LA Tech (3/16/23)
Most Rebounds	59, vs. Lamar (3/17/11)
Fewest Rebounds	29, vs. Florida (3/25/00) & vs. GTU (3/21/00)
Most Opponent Rebounds	46, LA Tech (3/16/23), Missouri (3/18/00) & vs. Wisconsin (3/23/99)
Least Opponent Rebounds	22, at ORU (3/23/11)
Highest Rebound Margin	+23, Lamar (3/17/11)
Lowest Rebound Margin	-15, vs. Wisconsin (3/23/99)

Most Assists	23, Lamar (3/17/11)
Most Turnovers	24, vs. Georgia Tech (3/21/00)
Least Turnovers	7, vs. LA Tech (3/16/23)
Most Opponent Turnovers	32, vs. Drake (3/20/99)
Lowest Opponent Turnovers	11, LA Tech (3/16/23)
Highest Turnover Margin	+16, vs. Drake (3/20/99)
Lowest Turnover Margin ..	-1, vs. Lamar (3/17/11) & vs. Georgia Tech (3/21/00)
Most Steals	16, vs. Oklahoma State (3/23/09)
Most Blocked Shots	9, Lamar (3/17/11)
Most Fouls	32, at Arkansas State (3/21/05)

ALL POSTSEASON TOURNAMENTS

NCAA Tournaments	13 appearances, 14-13
WNIT Tournament	8 appearances, 18-6
NWIT Tournament	2 appearances, 4-2
AIAW Tournament	3 appearances, 3-3
By the Round	
First Round	16-4 (NCAA: 7-3; WNIT: 8-0; NWIT: 2-0; AIAW: 1-2)
Second Round	7-9 (NCAA: 4-4; WNIT: 6-2; NWIT: 1-1; AIAW: 0-1)
Third Round	7-2 (NCAA: 2-2; WNIT: 3-2; NWIT: 1-1; AIAW: 1-0)
Fourth Round	2-3 (NCAA: 1-1; WNIT: 1-2; AIAW: 0-1)
Fifth Round	1-1 (NCAA: 0-1; WNIT: 1-0)
Consecutive Wins in Opening Game	13 (12 1st & 2nd rounds in 1991)

WNIT ALL-TOURNAMENT TEAM

1996	Kim Wilson
1999	Sytia Messer
2000	Lonniya Bragg

WNIT RESULTS

2023					
DATE	OPONENT	RESULT	SITE	ROUND	
March 16	LA Tech	69-47	Fayetteville, Ark.	First	
March 20	SFA	60-37	Fayetteville, Ark.	Second	
2019					
DATE	OPONENT	RESULT	SITE	ROUND	
March 21	Houston	88-80(OT)	Fayetteville, Ark.	First	
March 24	UAB	100-52	Fayetteville, Ark.	Second	
March 28	TCU	78-82	Fayetteville, Ark.	Third	
2013					
DATE	OPONENT	RESULT	SITE	ROUND	
March 21	Memphis	67-57	Fayetteville, Ark.	First	
March 24	Tulane	48-60	Fayetteville, Ark.	Second	
2011 (EXPANDED TO 64 TEAMS IN 2010)					
DATE	OPONENT	RESULT	SITE	ROUND	
March 17	Lamar	91-65	Fayetteville, Ark.	First	
March 20	Missouri State	65-64	Springfield, Mo.	Second	
March 23	Oral Roberts	78-59	Tulsa, Okla.	Third	
March 27	Illinois State	49-60	Normal, Ill.	Quarters	
2009					
DATE	OPONENT	RESULT	SITE	ROUND	
March 23	Oklahoma State	61-60(OT)	Fayetteville, Ark.	Second*	
March 26	Kansas	59-75	Lawrence, Kan.	Third	
*Arkansas had a bye in the first round					
2005					
DATE	OPONENT	RESULT	SITE	ROUND	
March 18	UNLV	61-48	Fayetteville, Ark.	First	
March 21	Arkansas State	84-98	Jonesboro, Ark.	Second	
2005					
DATE	OPONENT	RESULT	SITE	ROUND	
March 15	Wichita State	83-63	Fayetteville, Ark.	First	
March 18	Missouri	89-88(OT)	Fayetteville, Ark.	Second	
March 21	Georgia Tech	78-67	Fayetteville, Ark.	Quarters	
March 25	Florida	62-83	Fayetteville, Ark.	Semis	
1999 -- WNIT CHAMPION					
DATE	OPONENT	RESULT	SITE	ROUND	
March 12	Northwestern State	78-60	Fayetteville, Ark.	First	
March 14	Oklahoma	97-93(OT)	Fayetteville, Ark.	Second	
March 17	Rice	76-70	Fayetteville, Ark.	Quarters	
March 20	Drake	80-56	Fayetteville, Ark.	Semis	
March 23	Wisconsin	67-64	Fayetteville, Ark.	Finals	
NWIT					
All games played at the Amarillo Civic Center, Amarillo, Texas					
1996					
DATE	OPONENT	RESULT	SITE	ROUND	
March 21	Princeton	83-51	Amarillo, Texas	First	
March 22	Arizona	80-77	Amarillo, Texas	Semifinals	
March 23	LSU	63-91	Amarillo, Texas	Third Place	
1987 -- NWIT CHAMPION					
DATE	OPONENT	RESULT	SITE	ROUND	
March 19	Montana	82-74	Amarillo, Texas	First	
March 20	Providence	101-91	Amarillo, Texas	Semifinals	
March 21	California	112-80	Amarillo, Texas	Championship	
AIAW					
1982 -- AIAW SWEET 16					
DATE	OPONENT	RESULT	SITE	ROUND	
March 11	Oklahoma City	78-67	Lubbock, Texas	SW Regional	
March 12	Wayland Baptist	57-61	Lubbock, Texas	SW Regional	
March 13	New Orleans	76-74	Lubbock, Texas	SW Regional	
March 21	California	62-66	Berkeley, Calif.	Western Sectional	
1981					
DATE	OPONENT	RESULT	SITE	ROUND	
March 14	Oral Roberts	57-59	Tulsa, Okla.	SW Regional	
1980					
DATE	OPONENT	RESULT	SITE	ROUND	
March 6	Texas Tech	46-74	Baton Rouge, La.	SW Regional	

WNIT INDIVIDUAL AND TEAM TOP 5

INDIVIDUAL

POINTS

37	Chelsea Dungee	Houston	3/21/19
35	Wendi Willits	Oklahoma	3/14/99
27	Samara Spencer	SFA	3/20/23
26	Chrisstasia Walter	Oral Roberts	3/23/11
26	Sarah Pfeifer	Arkansas State	3/21/05
25	Sarah Watkins	Lamar	3/17/11
25	Wendi Willits	Missouri	3/18/00

FIELD GOALS

12	Sarah Pfeifer	Arkansas State	3/21/05
12	Wendi Willits	Oklahoma	3/14/99
10	Chelsea Dungee	Houston	3/21/19
10	Sarah Watkins	Lamar	3/17/11

FIELD GOAL ATTEMPTS

22	C'eira Ricketts	Missouri State	3/20/11
22	Wendi Willits	Oklahoma	3/14/99
21	Sarah Watkins	Lamar	3/17/11
19	Chelsea Dungee	Houston	3/21/19
19	C'eira Ricketts	Oklahoma State	3/23/09

FREE THROWS MADE

15	Chelsea Dungee	Houston	3/21/19
9	Samara Spencer	SFA	3/20/23
8	Whitney Jones	Oklahoma State	3/23/09
8	Wendi Willits	Missouri	3/18/00
8	Wendi Willits	Wichita State	3/15/00
8	Sytia Messer	Oklahoma	3/14/99

FREE THROWS ATTEMPTED

17	Chelsea Dungee	Houston	3/21/19
11	Samara Spencer	SFA	3/20/23
10	Jhasmin Bowen	Tulane	3/24/13
10	Sytia Messer	Oklahoma	3/14/99
10	Sarah Watkins	Illinois State	3/27/11
9	Whitney Jones	Oklahoma State	3/23/09

FREE THROW PERCENTAGE

1.000	Wendi Willits (8-8)	Wichita State	3/15/00
.882	Chelsea Dungee (15-17)	Houston	3/21/19
.833	Chrissy Carr (5-6)	LA Tech	3/16/23
.833	Chelsea Dungee (5-6)	TCU	3/28/19
.833	Chelsea Dungee (5-6)	UAB	3/24/19
.818	Samara Spencer (9-11)	SFA	3/20/23

THREE POINTERS MADE

7	Wendi Willits	Oklahoma	3/14/99
5	Alexis Tolefree	UAB	3/24/19
5	Chrisstasia Walter	Oral Roberts	3/23/11

THREE POINTERS ATTEMPTED

16	Wendi Willits	Oklahoma	3/14/99
13	Chrissy Carr	LA Tech	3/16/23
13	Chrisstasia Walter	Oral Roberts	3/23/11
9	Chrisstasia Walter	Illinois State	3/27/11
8	Samara Spencer	SFA	3/20/23
8	Chrisstasia Walter	Lamar	3/27/11
8	Sarah Watkins	Lamar	3/17/11
8	Lyndsay Harris	Oklahoma State	3/23/09

REBOUNDS

14	Sarah Watkins	Lamar	3/17/11
13	Ashley Daniels	Lamar	3/17/11
13	Kamara Stancle	Wisconsin	3/23/99

12	Sarah Pfeifer	Arkansas State	3/21/05
11	Saylor Poffenbarger	LA Tech	3/16/23
11	Quistelle Williams	Memphis	3/21/13

ASSISTS

11	Samara Spencer	LA Tech	3/16/23
11	Amy Wright	Northwestern State	3/12/99
7	C'eira Ricketts	Oral Roberts	3/23/11
7	C'eira Ricketts	Lamar	3/17/11
7	Kristin Peoples	UNLV	3/19/05
7	Amy Wright	Florida	3/25/00
7	Amy Wright	Oklahoma	3/14/99

STEALS

5	Dominique Wilson	Tulane	3/24/13
5	Christassia Walter	Oral Roberts	3/23/11
4	Jailyn Mason	Houston	3/21/19
4	Yashira Delgado	Illinois State	3/23/11
4	Lyndsay Harris	Oklahoma State	3/23/09
4	Whitney Jones	Oklahoma State	3/23/09
4	C'eira Ricketts	Oklahoma State	3/23/09
4	Lakishia Harper	Missouri	3/18/00
4	Amy Wright	Wichita State	3/15/00
4	Amy Wright	Northwestern State	3/12/99

BLOCKED SHOTS

5	Whitney Jones	Oklahoma State	3/23/09
4	Sarah Watkins	Lamar	3/17/11
3	Jersey Wolfenbarger	SFA	3/20/23
3	Lakishia Harper	Missouri	3/18/00

TEAM

POINTS SCORED

100	UAB	3/24/19
97	Oklahoma	3/14/99
91	Lamar	3/17/11
89	Missouri	3/18/08
88	Houston	3/21/11

FIELD GOALS

37	UAB	3/24/19
35	Lamar	3/17/11
34	NW State	3/12/99
33	Oklahoma	3/14/99
32	Arkansas State	3/21/05

FIELD GOALS ATTEMPTED

75	Arkansas State	3/21/05
74	Lamar	3/17/11
73	Oklahoma State	3/23/09
72	UAB	3/24/19
71	Oklahoma	3/14/99

FREE THROWS

28	Houston	3/21/19
23	Oklahoma	3/14/99
20	Missouri	3/18/00
18	Georgia Tech	3/21/00
18	Rice	3/17/99

FREE THROWS ATTEMPTED

42	Oklahoma	3/14/99
34	Houston	3/21/19
32	Missouri	3/18/00
27	SFA	3/20/23
26	Tulane	3/24/13

26	Lamar	3/17/11
----	-------	---------

THREE POINTERS

15	UAB	3/24/19
10	TCU	3/28/19
8	SFA	3/20/23
8	LA Tech	3/16/23
8	Oklahoma	3/14/99

THREE-POINTERS ATTEMPTED

30	UAB	3/24/19
28	LA Tech	3/16/23
28	Lamar	3/17/11
26	Oklahoma State	3/23/09
24	SFA	3/20/23
21	TCU	3/28/19
21	Illinois State	3/27/11

REBOUNDS

59	Lamar	3/17/11
52	UAB	3/24/19
48	Missouri State	3/20/11
46	SFA	3/20/23
44	Memphis	3/21/13
44	Arkansas State	3/21/05

ASSISTS

23	Lamar	3/17/11
21	NW State	3/12/99
20	LA Tech	3/16/23
19	Wichita State	3/15/00
17	Wisconsin	3/23/99
17	Oklahoma	3/14/99

STEALS

16	Oklahoma State	3/23/09
13	Tulane	3/24/13
13	Missouri	3/18/00
12	Wichita State	3/15/00
12	NW State	3/12/99

BLOCKED SHOTS

9	Lamar	3/17/11
7	LA Tech	3/16/23
6	SFA	3/20/23
6	Houston	3/21/19
6	Oklahoma State	3/23/09
6	Missouri	3/18/00

WNIT TOURNAMENT NOTES

Appearances	8
Most Recent	2023
Record	18-6

OVERTIME GAMES

March 21, 2019	Houston W, 88-80	Fayetteville	First Round
March 23, 2009	Okla. State W, 61-60	Fayetteville	Second Round
March 18, 2000	Missouri W, 89-88	Fayetteville	Second Round
March 14, 1999	Oklahoma W, 97-93	Fayetteville	Second Round

RECORDS TO WATCH

CAREER POINTS

1	Bettye Fiscus (81-85)	2,073
2	Shameka Christon (00-04)	1,951
3	Chelsea Dungee (19-21)	1,903
4	Jessica Jackson (14-17)	1,865
5	Delmonica DeHorney (87-91)	1,785
...		
10	Christy Smith (94-98)	1,459
11	Karyn Karlin (96-00)	1,441
12	Makayla Daniels	1,421
13	Tracy Webb (83-87)	1,403
14	Sarah Watkins (10-13)	1,386
...		
28	Blair Savage (89-93)	1,072
29	Sarah Pfeifer (02-08)	1,056
30	Erynn Barnum	1,054

CAREER REBOUNDS

1	Shelly Wallace (85-89)	1,013
2	Bettye Fiscus (81-85)	785
3	Jessica Jackson (14-17)	750
4	Melissa Wolff (13-16)	729
5	Ashley Daniels (09-10)	715
...		
22	Sytia Messer (95-99)	603
23	Dana Cherry (99-03)	563
24	Erynn Barnum	561
23	Kiara Williams (16-20)	557
24	Quistelle Williams (10-13)	548

SEASON DEFENSIVE REBOUNDS

1	Saylor Poffenbarger (22-23)	212
2	Lauren Ervin (06-07)	190
3	Melissa Wolff (14-15)	150
4	Ashley Daniels (10-11)	150
5	Cali Berna (14-15)	147
...		
12	Chelsea Dungee (18-19)	136
	Jessica Jackson (13-14)	136
13	C'eira Ricketts (08-09)	137
	Shameka Christon (02-03)	137
17	Erynn Barnum	136
15	Chelsea Dungee (18-19)	136
	Jessica Jackson (13-14)	136

SEASON FREE THROW MAKES

1	Chelsea Dungee (18-19)	229
2	Chelsea Dungee (20-21)	177
3	Chelsea Dungee (19-20)	146
4	Kelsey Brooks (14-15)	132
5	Shameka Christon (03-04)	126
6	Erynn Barnum (22-23)	122
7	Makayla Daniels (22-23)	120
8	Malica Monk (17-18)	114
...		
14	Sarah Watkins (12-13)	101
	C'eira Ricketts (10-11)	101
15	Makayla Daniels (21-22)	99
	Jessica Jackson (14-15)	99
17	Samara Spencer (22-23)	97

SEASON POINTS

1	Chelsea Dungee (18-19)	759
2	Shelly Wallace (88-89)	692
3	Bettye Fiscus (81-82)	655
...		
6	Delmonica DeHorney (90-91)	583
7	Delmonica DeHorney (89-90)	581
8	Bettye Fiscus (84-85)	554
9	Chelsea Dungee (19-20)	541
10	Erynn Barnum (22-23)	537
...		
11	Alexis Tolefree (19-20)	520
12	Shameka Christon (01-02)	517
13	Samara Spencer (22-23)	509

CAREER ASSISTS

1	Amy Wright (98-02)	717
2	Cali Berna (12-15)	667
3	Amber Nicholas (88-92)	538
4	C'eira Ricketts (09-12)	516
5	Christy Smith (94-98)	507
...		
12	Cheryl Orcholski (80-84)	323
13	Juliet Jackson (86-90)	313
14	Makayla Daniels	310
15	Jailyn Mason (16-21)	284
16	India Lewis (99-03)	276
...		
20	Shea Henderson (90-94)	252
	Outside looking in: Samara Spencer	247

CAREER 3-POINTERS

1	Wendi Willits (97-01)	316
2	Lyndsay Harris (09-12)	283
3	Kinberly Wilson (93-97)	267
	India Lewis (99-03)	267
5	Amber Ramirez (19-22)	261
6	Jessica Jackson (14-17)	198
7	Chelsea Dungee (19-21)	177
8	Makayla Daniels	172
9	Alexis Tolefree (18-20)	168
10	Christy Smith (94-98)	156

SEASON REBOUNDS

1	Lauren Ervin (07-08)	319
2	Melissa Wolff (14-15)	251
3	Ashley Daniels (10-11)	248
4	Whitney Jones (08-09)	243
5	Kiara Williams (18-19)	243
6	Saylor Poffenbarger (22-23)	240
	Quistelle Williams (12-13)	231
8	Melissa Wolff (15-16)	228
9	Erynn Barnum (22-23)	221
10	Kiara Williams (17-18)	211
	Whitney Jones (07-08)	211
11	Ashley Daniels (11-12)	210
	Taylah Thomas (19-20)	209

SEASON FREE THROW ATTEMPTS

1	Chelsea Dungee (18-19)	275
2	Chelsea Dungee (20-21)	224
3	Kelsey Brooks (14-15)	199
4	Erynn Barnum (22-23)	194
	Chelsea Dungee (19-20)	189
6	Samara Spencer (22-23)	171
6	Shameka Christon (03-04)	166
7	Kristin Peoples (04-05)	163
10	Makayla Daniels (22-23)	156
9	Jhasmin Bowen (14-15)	154
	C'eira Ricketts (10-11)	148

TEAM 3-POINT FG MADE

1	2019-20	314 (32 games)
2	2018-19	296 (37 games)
3	2022-23	287 (35 games)
4	2020-21	267 (28 games)
5	2021-22	258 (32 games)
6	2017-18	237 (31 games)
7	2005-06	202 (29 games)
	2000-01	202 (33 games)
9	2008-09	200 (32 games)
10	1998-99	198 (34 games)

CAREER STARTS

1	C'eira Ricketts (09-12)	128
2	Amy Wright (99-02)	125
3	Malica Monk (16-19)	122
4	Makayla Daniels	120
5	Jessica Jackson (14-17)	113
	Shameka Christon (01-04)	113
7	Bettye Fiscus (1982-85)	110
	Christy Smith (95-98)	110
9	Cali Berna (11-15)	109
10	Lyndsey Harris (09-12)	107

SEASON ASSISTS

1	Cali Berna (12-13)	208
2	Cali Berna (13-14)	205
	Amy Wright (01-02)	205
4	Brittney Vaughn (06-07)	176
5	Cali Berna (14-15)	166
6	Rochelle Vaughn (03-04)	156
8	Samara Spencer (22-23)	151
7	Lakishia Harper (02-03)	150
9	C'eira Ricketts (11-12)	143
10	C'eira Ricketts (09-10)	128
	Brittney Vaughn (07-08)	128

SEASON 3-POINTERS MADE

1	Amber Ramirez (19-20)	106
2	Wendi Willits (98-99)	104
3	Alexis Tolefree (19-20)	91
4	India Lewis (01-02)	89
	Kimberly Wilson (95-96)	89
6	Chrissy Carr (22-23)	81
	Lyndsay Harris (10-11)	81
8	Amber Ramirez (21-22)	78
...		
16	Chelsea Dungee (18-19)	66
17	Devin Cospier (17-18)	65
18	Dominique Washington (93-94)	61
19	Makayla Daniels (22-23)	63
20	Samara Spencer	62

SEASON BLOCKS

1	Delmonica DeHorney (89-90)	83
2	Lauren Ervin (06-07)	76
3	Delmonica DeHorney (90-91)	70
4	Sasha Goforth (21-22)	66
5	Sarah Watkins (11-12)	63
6	Sarah Watkins (03-04)	58
...		
11	Shameka Christon (03-04)	46
12	Jessica Jackson (13-14)	45
13	Sarah Watkins (09-10)	41
14	Sarah Watkins (12-13)	40
15	Saylor Poffenbarger (22-23)	38
16	Erynn Barnum (22-23)	36

TEAM 3-POINT FG ATTEMPTS

1	2022-23	949 (35 games)
2	2018-19	922 (37 games)
3	2017-18	826 (31 games)
4	2021-22	809 (32 games)
5	2019-20	808 (32 games)
6	2008-09	658 (28 games)
7	2020-21	636 (28 games)
8	2005-06	604 (29 games)
9	2000-01	593 (33 games)
10	2011-12	580 (33 games)



HOMEGROWN HOGS

ERYNN BARNUM
R-SR. | F | LITTLE ROCK, ARKANSAS

LOREN LINDSEY
FR. | G | FAYETTEVILLE, ARKANSAS

AVERY HUGHES
SR. | G | BENTONVILLE, ARKANSAS

JERSEY WOLFENBARGER
SO. | G/F | FORT SMITH, ARKANSAS

MARYAM DAUDA
R-FR. | F | BENTONVILLE, ARKANSAS

- The Hogs' roster is Arkansas heavy, and that starts from the top down, as Head Coach Mike Neighbors, a University of Arkansas Alum, was born and raised in Greenwood, Arkansas
- Erynn Barnum, now in her redshirt senior season, is the oldest of the Arkansas clan. Barnum was playing the best basketball of her career last season during the non-conference slate until an injury sidelined her for a large portion of the SEC slate. In her nine appearances during non-conference play, Barnum averaged 11.2 points and 5.9 rebounds per game
- Loren Lindsey is a true freshman out of Fayetteville High School. She has joined the team as a walk-on after a successful career with the Bulldogs
- Senior Avery Hughes of Bentonville was the first walk-on of the Neighbors era at Arkansas and was put on scholarship prior to last season. She played in 14 games off the bench
- Jersey Wolfenbarger is one of the highest recruited players in the program's history. The 6-5 wing ranked No. 7 in the 2021 Hoopgurlz rankings was the Arkansas Gatorade Player of the Year twice in a row. She was named to the SEC All-Freshman Team and started in 23 contests
- After having to sit out last season with an ACL injury, Maryam Dauda is destined for a great year. She was a McDonald's All-American and Jordan Brand Classic Invitee and was ranked as the top-ranked post player in the ESPN Hoopgurlz rankings
- Not pictured: Sasha Goforth (redshirting) started all 32 games, averaging 11.5 points, 4.8 rebounds and 2.1 blocks per game last year



OKLAHOMIES

RYLEE LANGERMAN
JR. | G | NORMAN, OKLAHOMA

KARLEY JOHNSON
FR. | G | MUSTANG, OKLAHOMA

EMRIE ELLIS
SO. | F | VANOSS, OKLAHOMA

- On the Arkansas women's basketball roster, 75 percent are either from Arkansas or its bordering state of Oklahoma
- Rylee Langerman out of Norman, Oklahoma is the eldest of the Oklahoma bunch, going into her junior year. She played in all 32 games with seven starts, averaging 3.2 points and 3.7 rebounds per game

- Emrie Ellis appeared in 27 games last season to tally 2.9 points and 2.1 boards per game along with 22 blocks. Ellis is from Vanoss, a small town in the southeastern part of the state
- Karley Johnson is a true freshman and product of Mustang, just southwest of Oklahoma City. She was a McDonald's All-American nominee
- Not pictured: Ashlyn Sage (redshirting), who played in 15 games as a freshman last season and comes to Arkansas from Weatherford, Oklahoma



MARYLAND MAGIC

MAKAYLA DANIELS
SR. | G | FREDERICK, MARYLAND

SAYLOR POFFENBARGER
R-FR. | G | MIDDLETOWN, MARYLAND

- Makayla Daniels was the first ever Maryland signee in Arkansas women's basketball history
- Now, the Razorbacks have two from Little America with the addition of Saylor Poffenbarger in winter 2022
- Daniels has started in all 88 collegiate games she has appeared in, coming off last year as the leading returner in scoring and rebounding
- Poffenbarger, a UConn transfer, brings along a great deal of versatility. She was the No. 30 player in the ESPN Hoopgurlz rankings

2022-23 ROSTER @RAZORBACKWBB

NUMERICAL

NO.	NAME	POS	HT	CL	HOMETOWN/PREVIOUS SCHOOL	TWITTER
0	Saylor Poffenbarger	G	6-2	R-Fr.	Middletown, Md./UConn	@saylorpoff
2	Samara Spencer	G	5-7	So.	Fort Lauderdale, Fla./St. Thomas Aquinas	@samara-spencer
4	Erynn Barnum	F	6-2	R-Sr.	Little Rock, Ark./Little Rock Central	@erynnbee_
11	Rylee Langerman	G	5-9	Jr.	Norman, Okla./Christian Heritage	@rylang2
13	Sasha Goforth*	G	6-1	Jr.	Fayetteville, Ark./Oregon State	@goforthsasha
15	Ashlyn Sage*	G	6-2	So.	Weatherford, Okla./Weatherford	@ashlynsage15
20	Karley Johnson	G	5-9	Fr.	Mustang, Okla./Mustang	@karleyjohnsonOK
21	Loren Lindsey	G	5-11	Fr.	Fayetteville, Ark./Fayetteville	@lorenbailey7766
22	Avery Hughes	G	5-7	Sr.	Bentonville, Ark./Bentonville	@averyhughes00
24	Jersey Wolfenbarger	G	6-5	So.	Fort Smith, Ark./Northside	@jerseywolf4
30	Maryam Dauda	F	6-4	R-Fr.	Bentonville, Ark./Bentonville	@maryamdauda30
34	Chrissy Carr	G	6-1	R-Sr.	Eden Prairie, Minn./Syracuse	@chrissycarr4
43	Makayla Daniels	G	5-8	Sr.	Frederick, Md./Frederick	@makayladaniels5
55	Emrie Ellis	F	6-3	So.	Vanoss, Okla./Vanoss	@ellisemrie

* Redshirting 2022-23 season

COACHING STAFF

Title	Name	Year	Alma Mater
Head Coach	Mike Neighbors	6th Season	Arkansas, 1993
Associate Head Coach	Todd Schaefer	6th Season	Thomas More College, 1995
Assistant Coach	Pauline Love	6th Season	Southern Miss, 2010
Assistant Coach	Lacey Goldwire	4th Season	Oklahoma State, 2010
Director of Operations	Amber Shirey	35th Season	Arkansas, 1992
Special Assistant to the HC	Jeff Brazil	16th Season	Arkansas, 2010
Dir. of Student-Athlete Devel.	Jayci Stone	1st Season	Kansas State, 2008

ELIGIBILITY

Seniors (4)

Erynn Barnum
Chrissy Carr
Makayla Daniels
Avery Hughes

Juniors (1)

Rylee Langerman

Sophomores (4)

Emrie Ellis
Sasha Goforth (RS)
Samara Spencer
Jersey Wolfenbarger

Freshman (5)

Maryam Dauda (RS)
Karley Johnson
Loren Lindsey
Saylor Poffenbarger (RS)
Ashlyn Sage (RS)

ALPHABETICAL

NO.	NAME	POS	HT	CL	HOMETOWN/PREVIOUS SCHOOL
4	Erynn Barnum	F	6-2	R-Sr.	Little Rock, Ark./LR Central HS
34	Chrissy Carr	G	6-1	R-Sr.	Eden Prairie, Minn./Syracuse
43	Makayla Daniels	G	5-8	Sr.	Frederick, Md./Frederick HS
30	Maryam Dauda	F	6-4	R-Fr.	Bentonville, Ark./Bentonville HS
55	Emrie Ellis	F	6-3	So.	Vanoss, Okla./Vanoss HS
13	Sasha Goforth*	G	6-1	Jr.	Fayetteville, Ark./Oregon State
22	Avery Hughes	G	5-7	Sr.	Bentonville, Ark./Bentonville HS
20	Karley Johnson	G	5-9	Fr.	Mustang, Okla./Mustang
11	Rylee Langerman	G	5-9	Jr.	Norman, Okla./Christian Heritage HS
0	Saylor Poffenbarger	G	6-2	R-Fr.	Middletown, Md./Middletown HS/UConn
15	Ashlyn Sage*	G	6-2	So.	Weatherford, Okla./Weatherford
2	Samara Spencer	G	5-7	So.	Fort Lauderdale, Fla./St. Thomas Aquinas HS
24	Jersey Wolfenbarger	G	6-5	So.	Fort Smith, Ark./Northside HS

BY STATE

ARKANSAS (6)

Erynn Barnum Little Rock
Maryam Dauda Bentonville
Sasha Goforth Fayetteville
Avery Hughes Bentonville
Loren Lindsey Fayetteville
Jersey Wolfenbarger Fort Smith

FLORIDA (1)

Samara Spencer Fort Lauderdale

MARYLAND (2)

Makayla Daniels Frederick
Saylor Poffenbarger Middletown

MINNESOTA (1)

Chrissy Carr Manhattan (Kan.)

OKLAHOMA (4)

Emrie Ellis Vanoss
Rylee Langerman Norman
Karley Johnson Mustang
Ashlyn Sage Weatherford

FA-NETIK

PRONUNCIATIONS

2 Suh-MARE-uh
30 DOW-duh
55 em-REE



OFFENSE

Scored 110+ ----- 110, vs. Providence (11-16-98)
 Scored 100+ points at home ----- 102, vs. Florida (1-5-23)
 Scored 100+ points on the road ----- 108, at Ole Miss (2-16-20) | 108, Baylor (3-6-91)
 Scored 90-99 points ----- 92, vs. Oral Roberts (12-4-22)
 Scored 90+ points at home ----- 92, vs. Oral Roberts (12-4-22)
 Scored 90+ points on the road ----- 93, at Little Rock (11-20-22)
 Scored 80-89 points ----- 84, vs. Vanderbilt (1-16-23)
 Scored 80-89 points at home ----- 84, vs. Vanderbilt (1-16-23)
 Scored 80-89 points on the road ----- 85, vs. Missouri (3-2-23)
 ----- 83, at Creighton (12-17-22)
 Was held to 50-59 ----- 54, at Auburn (2-5-23)
 Was held to 49-40 ----- 48 at Georgia (2-19-23)
 Was held to 39-20 ----- 34, at LSU, 2-7-19
 Was held to 20 or less ----- N/A
 Made 40+ field goals ----- 40, vs. UCA (12-13-20)
 Made 17+ three-point field goals ----- 19, vs. Alabama (2-28-21)
 Made 10+ three-point field goals ----- 10, vs. South Carolina (3-2-23)
 Did not make 3-pointer (since 1986) ----- 0-10, at LSU, (2-7-19)
 Made 30 free throws ----- 30 (30-39), vs. No. 4 Baylor (12-6-20)
 Made 25 free throws ----- 25 (25-35), vs. Vanderbilt (1-16-23)
 Shot 50-59 or better ----- 50.0, vs. No. 12 LSU (1-27-22)
 Shot 60 percent or better ----- .625 (30-48), vs. Little Rock (11-20-22)
 Held to less than 30 percent ----- .269 (14-52), at Auburn (2-5-23)
 Held to less than 20 percent ----- .182 (10-55), vs. No. 6 Tennessee (1-8-12; L, 38-69)
 Had 20 or more assists in a game ----- 20, vs. LA Tech (3-16-23)

DEFENSE

Allowed 100 points ----- 104, at No. 4 South Carolina (1-18-21)
 Allowed 80-99 points ----- 87, vs. Tennessee (2-16-23)
 Held opponent to 40-49 points ----- 47, vs. LA Tech (3-16-23)
 Held opponent to 39-30 ----- 37, vs. SFA (3-20-23)
 Held an SEC opponent under 50 points in 3 cons. games ----- 47, vs. Auburn (1-29-15; W, 52-47),
 ----- Alabama (2-1-15; W, 53-42), #24/21 Georgia (2-9-15; W, 54-48)
 Held opponent to 29 points or less ----- 23, vs. Binghamton, 11-30-13
 Held an opponent under 15 points in a half ----- 13, vs. Missouri (2-12-23)
 Held an opponent to 2 points in a quarter ----- 2, vs. UCA (12-13-20)
 Held opponent under 15 field goals ----- 13, vs. Missouri (2-12-23)
 Held opponent to less than 30 percent shooting ----- 22.0 (11-50), vs. SFA (3-20-23)
 Held opponent to less than 20 percent shooting ----- 19.7 (13-66), vs. Northwestern State (12-15-19)
 Held opponent under 15 percent from 3-point ----- 6.7 (1-15), vs. Missouri (2-12-23)
 Opponent did not make a 3-pointer ----- 0, vs. Tulsa (12-11-19)
 Had 70+ rebounds ----- 74, vs. Mississippi Valley State (11-24-89)
 Had 60-69 rebounds ----- 64, vs. Prairie View A&M (12-16-18)
 Had 50-59 rebounds ----- 57, vs. Oral Roberts (12-4-22)
 Had 10 or more blocked shots in a game ----- 11, vs. No. 1 South Carolina (3-4-22)
 Had 20 or more steals in a game ----- 20, vs. ORU (11-13-13)
 Had 15 or more steals in a game ----- 18, vs. UT Martin (12-29-19)
 Forced 25+ turnovers in a game ----- 28, vs. Northern Arizona (11-24-22)

OTHER

Won an overtime game ----- 61-52, vs. Missouri (3-3-22)
 Lost an overtime game ----- 76-73, vs. Ole Miss (1-29-23)
 Won a double overtime game ----- 73-72, vs. Florida (1-29-12)
 Lost a double overtime game ----- N/A
 Won a triple overtime game ----- 91-80 Win in 3OT, 2-10-13, at Alabama
 Won at the buzzer ----- 84-81, vs. Vanderbilt (Makayla Daniels, 1-16-23)
 Played consecutive OT games ----- 1-24-16 at Auburn (lost); 1-28-16 vs. Florida (lost)
 Won regular season tournament ----- Paradise Jam (St. Thomas, U.S. Virgin Islands, Nov. 24-26, 2022)
 Defeated ranked team ----- 83-75, at No. 16 Creighton (12-17-22)
 Defeated a ranked team on the road ----- 83-75 at No. 16 Creighton (12-17-22)
 All-time SEC win streak ----- 8 games (1-15-12: Auburn through 2-15-12: at Auburn)
 All-time SEC home win streak ----- 5 games (1-15-12: Auburn -- 2-9-12: South Carolina)
 ----- 5 games (1-14-21: Florida -- 2-28-21: Alabama)

A RAZORBACK PLAYER ...

Scored 20-24 points ----- 22, Saylor Poffenbarger vs. South Carolina (3-3-23)
 Scored 25-29 points ----- 27, Samara Spencer, vs. SFA (3-20-23)
 Scored 30+ points ----- 34, Chrissy Carr vs. Missouri (3-2-23)
 Scored 40+ points ----- 41, Chelsea Dungee vs. Auburn (2-10-19)
 Scored 20+ points 10 times in a season ----- Chelsea Dungee (20x | 2018-19)
 ----- Chelsea Dungee (11x | 2019-20)
 ----- Chelsea Dungee (17x | 2020-21)
 Double figures in 15 consecutive games (season) ----- Jessica Jackson, 11/11/16, LSU 1-8-17
 ----- Chelsea Dungee, 26 games, (2018-19 & 2019-20)
 ----- Chelsea Dungee, 31 games, (2019-20 & 2020-21)
 ----- Amber Ramirez, 16 games (2021-22)
 Five players scored double figures in 1 game ----- vs. No. 3/4 LSU (1-19-23)
 ----- Barnum (20), Spencer (13), Carr (12), Daniels (11), Dauda (11)
 Five starters in double figures ----- vs. Vanderbilt (1-16-23)
 ----- Spencer (23), Barnum (18), Daniels (16), Poffenbarger (13), Carr (11)
 Seven players scored in double figures in 1 game ----- vs. Northwestern State (11-9-18)
 ----- (Tolefree 19, Gaulden 16, Monk 12, Doumbia 11, Dungee 11, Thomas 11, Williams 10)
 Made 10+ field goals in a game ----- 11, Chrissy Carr, vs. Missouri (3-2-23)
 Attempted 20+ field goals in a game ----- 23, Makayla Daniels, at Vanderbilt (2-9-23)
 Made 10 free throws in a game ----- 11, Amber Ramirez, vs. Missouri (1-9-22)
 Made 7 or more 3-pt FG in a game ----- 8, Amber Ramirez, Alabama (2-28-21)
 Attempted 10 or more 3-pt FG in a game ----- 13, Chrissy Carr, vs. LA Tech (3-16-23)
 Had 10-14 rebounds ----- 10, Rylee Langerman, vs. SFA (3-20-23)
 Had 15-19 rebounds ----- 21, Taylah Thomas, vs. New Orleans, 11-8-19
 Had 20+ rebounds ----- 21, Taylah Thomas, vs. New Orleans, 11-8-19
 Had 10 offensive reb - Records go back to 05-06 ----- 11, Melissa Wolff
 ----- vs. New Orleans (1-30-15)
 Had 10+ defensive reb - Records go back to 05-06 ----- 11, Saylor Poffenbarger, vs. LA Tech (3-16-23)
 Had 10+ assists ----- 11, Samara Spencer, vs. LA Tech (3-16-23)
 Had 10+ assists in consecutive games ----- Jailyn Mason (11 vs. HBU, 12-28-16 and 10 at Ole
 ----- Miss, 1-1-17), Calli Berna (11 vs. No. 10/8 Kentucky, 2/7/13 and 11 at Alabama, 2/10/13)
 Had 5+ blocks in a game ----- 5, Sasha Goforth, vs. Missouri (3-3-22)
 Had 9+ blocks in a game ----- 9, Robyn Irwin vs. SMSU, 12-19-88 (school record)
 Had 5 or more steals in a game ----- 5, Makayla Daniels, vs. Tennessee (2-16-23)
 Had a double-double ----- 14 points and 11 assists, Samara Spencer, vs. LA Tech (3-16-23)
 Had a double-double in two consecutive games ----- Saylor Poffenbarger, vs. Oral Roberts, vs. Lamar (2022)
 ----- 14 & 13 vs. ORU/17 & 12 vs. Lamar
 Had two players record a double-double ----- Kiara Williams (12 pts/16 reb) &
 ----- Malica Monk (10 pts/10 reb), vs. Grambling State (12-28-17)
 Had seven double-doubles in a season ----- Devin Cospers, 2017-18
 ----- (SHSU, ORU, NMSU, Char., Tulsa, OM, AL)
 Had 10+ double-doubles in a season ----- 2006-07, Lauren Ervin (14)
 Had a triple-double ----- 14 pts, 13 reb, 12 asts, C'eira Ricketts vs. Auburn (1-18-09)

MORE ABOUT MIKE

Hometown: Greenwood, Ark. (Greenwood HS)
 Family: Daughter Abby; Sons Alec, Bowen and Barrett
 Alma Mater: Arkansas, 1993

NEIGHBORS BY THE NUMBERS

- 194 Wins (194-105, 9 seasons)
- 5 Players drafted in the WNBA (HC)
- 15 Signed McDonalds' All-Americans
- 10 Years as a head coach
- 8 Postseason appearances
- 1 Final Four appearance

LEARN MORE



Sign up for Mike Neighbors' news-letter and listen to his podcasts at CoachNeighbors.com

NABES FAVES

TOP 10 MOVIES

1. A Few Good Men
2. The Hunt For Red October
3. The Silence Of The Lambs
4. Hoosiers
5. Moneyball
6. Pretty Woman
7. Top Gun
8. JFK
9. The Lion King
10. Purple Rain

See the entire list here: <http://imdb.to/2royaEO>

TOP 10 SONGS

1. Sweet Child O' Mine (Guns N' Roses)
2. You Shook Me All Night Long (AC/DC)
3. Man In The Mirror (Michael Jackson)
4. Amarillo By Morning (George Strait)
5. Jessie's Girl (Rick Springfield)
6. Hysteria (Def Leppard)
7. Fishin' In The Dark (Nitty Gritty Dirt Band)
8. The Ballad of Curtis Loew (Lynyrd Skynyrd)
9. Wanted Dead Or Alive (Bon Jovi)
10. Let's Go Crazy (Prince)

TOP 10 TV SHOWS

1. West Wing (first three seasons)
2. Ted Lasso
3. The Wire
4. Breaking Bad
5. Seinfeld
6. The Newsroom
7. Prison Break
8. Arrested Development
9. Game of Thrones
10. The Goldbergs



MIKE NEIGHBORS

THE MOST INTERESTING COACH IN COLLEGE BASKETBALL
 Sixth Season | Career Record: 217-117 (10) | Arkansas Record: 119-76 (6)

Arkansas women's basketball has been transformed into a nationally recognized program in just five short years thanks to head coach Mike Neighbors. During his time back home at his alma mater, Neighbors has guided his Hogs to the best five-year period of sustained success in program history. The proof of his success, and the success of his system, lies in the numbers - Neighbors has accumulated 194 wins during his nine seasons as a head coach, which is the most of any Division I head coach who has been a head coach for nine years.

Entering his sixth season on the bench for Arkansas, the program is coming off its fourth consecutive winning season and second straight NCAA Tournament appearance (would be three had the 2020 NCAA Tournament not have been cancelled due to the COVID-19 pandemic). The Hogs' NCAA Tournament appearance in 2022 marked the first time since 2003 the program had played in back-to-back NCAA Tournaments (2002 and 2003). Arkansas finished yet another season with one of the most prolific offenses in the Southeastern Conference, leading the league in 3-pointers per game (8.1) and 3-point attempts (810), while finishing second in scoring offense (73.6 PPG). Neighbors' 2021-22 team was efficient at taking care of the basketball, leading the league in assist/turnover ratio (1.12) and fewest turnovers per game (11.1), which was fourth in the country. The Hogs were just one of six teams in the nation to commit two turnovers in a game (vs. Missouri on Jan. 9, 2022), which led the country.

Under Neighbors' leadership, Samara Spencer became the first Hog to win SEC Freshman of the Year since 2009, while Amber Ramirez was named an All-SEC Second Team choice and Jersey Wolfenbarger was tabbed to the SEC All-Freshman Team. Ramirez, who played three stellar seasons on the court as a Hog, finished the season second in 3-pointers per game (2.6) and 3-point percentage (40.2), as well as ninth in points per game (15.4) in the SEC. The Hogs were also just one of four SEC schools with 4+ players who averaged double digits (Ramirez [15.4], Makayla Daniels [14.0], Spencer [12.2] and Sasha Goforth [11.5]).

TIMELINE

- Bentonville HS Head Coach 1994-98
- Cabot HS Head Coach 1998-99
- Arkansas Director of Ops 1999-01
- Tulsa Univ. Assistant Coach 2001-05
- Univ. of Colorado Assistant Coach 2005-06
- Univ. of Arkansas Assistant Coach 2006-07
- Xavier Assistant Coach 2007-11
- Univ. of Washington Assistant Coach 2011-13
- Univ. of Washington Head Coach 2013-17
- Univ. of Arkansas Head Coach 2017-present

COACHING DEVELOPMENT

Coach	w/Nabes	Now
Chantel Osahor	'20, '21	AC Oklahoma
Fred Castro	'14, '15, '16	HC Eastern Michigan
Adia Barnes	'14, '15	HC Arizona
Adam Call	'14	AC George Washington
Morgan Valley	'16	AC UConn
Todd Schaefer	'16-Pres.	AHC Arkansas

COACHING HISTORY

Year	Overall	Pac-12	Finish
2013-14	20-14 (.588)	10-8 (.556)	6
2014-15	23-10 (.697)	11-7 (.611)	5
2015-16	26-11 (.703)	11-7 (.611)	5
2016-17	29-6 (.829)	15-3 (.833)	T-2
UW	98-41 (.705)	47-25 (.662)	

Year	Overall	SEC	Finish
2017-18	13-18 (.419)	3-13 (.188)	T-11
2018-19	22-15 (.611)	6-10 (.375)	10
2019-20	24-8 (.750)	10-6 (.625)	T3
2020-21	19-9 (.679)	9-6 (.600)	T5
2021-22	18-14 (.563)	7-9 (.438)	T8
2022-23	23-12 (.657)	7-9 (.438)	-
Ark	119-76 (.610)	42-53 (.442)	

Totals 217-117 (.650) 90-78 (.536) 10 yrs

PLAYER DEVELOPMENT

YEAR	UNIVERSITY	PLAYER	ROUND	OVERALL	TEAM NOTE
2021	Arkansas	Chelsea Dungee	1	5	Dallas Wings ! @
2021	Arkansas	Destiny Slocum	2	14	Las Vegas Aces ! @
2021	Arizona	Aari McDonald	1	3	Atlanta Dream @
2017	Washington	Kelsey Plum	1	1	San Antonio Stars ! @ Las Vegas Aces Chicago Sky ! @
2016	Washington	Chantel Osahor	2	21	Chicago Sky ! @
2011	Washington	Talia Walton	3	29	Los Angeles Sparks ! @
2011	Xavier	Amber Harris	1	4	Minnesota Lynx ! #
	Xavier	Ta'Shia Phillips	1	8	Atlanta Dream ! #
	TAMU/UAFS	Tanisha Smith	2	22	Seattle Storm #
	Colorado	Brittany Spears	2	19	Phoenix Mercury *
2009	Arkansas	Shameka Christon	1	5	New York Liberty S
2008	Arkansas	Lauren Ervin	3	37	Connecticut Sun ! #
2006	Tulsa	Megan Moody	-	-	Houston Comets Free Agent #
2003	Tulsa	Allison Curtin	1	12	Houston Comets ! # Traded to Detroit Shock
	Arkansas	Dana Cherry	2	23	Charlotte Sting S

*- Signed but did not coach

!- At the school when player was drafted

@- Worked with player as a head coach

#- Worked with player as an assistant coach


\$- Worked with player as other (GA, etc)

NABES VS. ARKANSAS HISTORY


Category	NABES	All Others In Program History
Winning Record In SEC Play	2 Seasons	2 Seasons
SEC Tourney Finals	1	0
Top 5 Wins	2	2
Weeks Ranked in AP Top 25	38	63
Top 15 WNBA Draft Picks	2	1
McDonald's AAs Signed	6	1
WBCA AAs	1	1

THE MOST INTERESTING MAN IN COLLEGE BASKETBALL

- Movies: His expansive movie collection includes digital, disk and VHS copies. Did you know he used to work at BlockBuster? On a related note, he also collects books that have been turned into movies.
- Baseballs autographed by movie stars: Ask him about this collection – talk about some good stories.
- Lunch Boxes: Coach collects tin lunch boxes that he carried to school and has them displayed in his home. His first lunch box had KISS on it.
- Hamilton: Nabes is a huge Hamilton fan, and routinely quotes the Broadway musical to players, fans and media alike.
- Athens City Champion: Coach stumbled upon a dart tournament while on a trip to Athens, Georgia. He joined in and was one of the two–man winning team.
- Ask him about shoes, music, movies, guitars, basketball nostalgia – just about anything!



NEIGHBORS VERSUS ...	Furman	1	0	Northern Arizona	1	0	TCU	0	1		
Abilene Christian	2	0	Georgia	1	7	Northwestern State	2	0	Tennessee	2	5
Alabama	5	2	Grambling State	2	0	Notre Dame	0	1	Tennessee Martin	1	0
Arizona State	2	6	Grand Canyon	1	0	Oklahoma	1	2	Tennessee State	1	0
Arizona	6	0	Hartford	1	0	Ole Miss	5	3	Tennessee Tech	1	0
Arkansas State	2	0	Hawai'i	1	0	Oral Roberts	5	0	Texas A&M	4	8
Auburn	7	1	Houston	2	0	Oregon State	1	6	Texas Tech	1	0
Baylor	1	0	Idaho	1	0	Oregon	5	4	Troy	1	0
Belmont	2	0	Iowa State	0	1	Pennsylvania	1	0	Tulsa	4	0
Boise State	1	0	Jackson State	2	0	Pittsburgh	1	1	UAB	1	0
BYU	1	0	Kansas	0	1	Portland	3	1	UAPB	3	0
California	5	4	Kansas State	2	0	Prairie View A&M	1	0	UC Irvine	1	0
Central Arkansas	3	0	Kent State	1	0	Saint Mary's	0	1	UC Riverside	2	0
Central Florida	0	1	Kentucky	3	5	Sam Houston	2	0	UCLA	4	2
Charlotte	1	0	Lamar	1	0	Samford	1	0	USC	6	0
Clemson	1	0	Little Rock	4	0	San Diego State	2	0	USF	0	1
Colorado State	1	0	Louisiana–Monroe	2	0	San Diego	1	0	Utah	7	4
Colorado	9	0	Louisiana Tech	1	0	Santa Clara	1	0	UT–Arlington	2	0
Connecticut	1	1	LSU	3	4	Savannah State	1	0	UTEP	0	2
Creighton	1	1	McNeese State	1	0	Seattle	4	0	Vanderbilt	4	3
CSUN	1	0	Maryland	1	1	SFA	1	0	Wake Forest	1	0
DePaul	0	1	Miami	0	1	SMU	2	0	Washington State	5	3
Eastern Washington	1	0	Mississippi State	3	6	South Carolina	1	10	Weber State	1	0
Florida State	1	0	Missouri	11	4	South Dakota	2	0	Wisconsin	3	0
Florida	4	3	Montana State	2	0	Stanford	3	5	Wright State	0	1
FGCU	1	0	Nebraska	1	1	Stony Brook	1	0	Yale	1	0
Fordham	1	0	New Mexico State	1	0	Syracuse	0	2	TOTALS	217	117
Fresno State	2	0	New Orleans	1	0	Tarleton State	1	0			





2022-23 Arkansas Women's Basketball Combined Team Statistics All games

Page 1/1
as of Mar 21, 2023

Game Records

Record	Overall	Home	Away	Neutral
ALL GAMES	23-12	13-4	6-5	4-3
CONFERENCE	7-9	4-4	3-5	0-0
NON-CONFERENCE	16-3	9-0	3-0	4-3

Score by Periods

Team	1st	2nd	3rd	4th	OT	TOT
Arkansas	578	623	667	657	12	2537
Opponents	536	495	585	653	16	2285

Team Box Score

No.	Player	Overall			Total			3-Point		F-Throw		Rebounds				Other						
		GP-GS	MIN	AVG	FG-FGA	FG%	3FG-3FGA	3FG%	FT-FTA	FT%	OFF	DEF	TOT	AVG	PF	DQ	A	TO	BLK	STL	PTS	AVG
4	BARNUM, Erynn	35-35	928:16	26.5	201-358	.561	13-43	.302	122-194	.629	85	136	221	6.3	87	0	62	82	36	44	537	15.3
2	SPENCER, Samara	35-35	1181:29	33.8	175-437	.400	62-191	.325	97-171	.567	4	128	132	3.8	67	2	151	102	10	39	509	14.5
43	DANIELS, Makayla	32-32	1026:38	32.1	112-325	.345	63-192	.328	120-156	.769	30	95	125	3.9	85	1	94	69	11	56	407	12.7
34	CARR, Chrissy	35-35	980:35	28.0	131-346	.379	81-241	.336	65-76	.855	26	99	125	3.6	71	2	18	34	10	20	408	11.7
0	POFFENBARGER, Saylor	35-35	1130:17	32.3	106-312	.340	34-145	.234	59-85	.694	28	212	240	6.9	83	3	86	73	38	19	305	8.1
24	WOLFENBARGER, Jersey	33-3	531:16	16.1	44-119	.370	9-46	.196	28-42	.667	33	78	111	3.4	39	0	7	19	23	9	125	3.8
30	DAUDA, Maryam	33-0	375:51	11.4	46-111	.414	6-24	.250	23-31	.742	44	46	90	2.7	61	0	21	42	22	11	121	3.7
11	LANGERMAN, Rylee	35-0	619:22	17.7	25-80	.313	15-54	.278	21-38	.553	40	85	125	3.6	64	0	20	24	4	35	86	2.5
55	ELLIS, Emrie	26-0	203:41	7.8	10-32	.313	4-13	.308	5-8	.625	6	25	31	1.2	24	0	3	9	3	1	29	1.1
22	HUGHES, Avery	14-0	29:22	2.1	1-6	.167	0-0	.000	7-10	.700	0	0	0	0.0	5	0	1	4	0	0	9	0.6
20	JOHNSON, Karley	10-0	26:24	2.6	0-1	.000	0-0	.000	1-2	.500	1	1	2	0.2	1	0	1	0	0	3	1	0.1
21	LINDSEY, Loren	9-0	16:48	1.9	0-0	.000	0-0	.000	0-0	.000	0	1	1	0.1	0	0	0	0	0	0	0	0.0
Team											59	68	127				11					
Total		35	7050		851-2127	.400	287-949	.302	548-813	.674	356	974	1330	38.0	587	8	464	469	157	237	2537	72.5
Opponents		35	7050		807-2152	.375	204-657	.311	467-678	.689	440	998	1438	41.1	730	19	398	573	115	222	2285	65.3

Team Statistics

	ARK	OPP
Scoring	2537	2285
Points per game	72.5	65.3
Scoring margin	+7.2	-
Field goals-att	851-2127	807-2152
Field goal pct	.400	.375
3 point fg-att	287-949	204-657
3-point FG pct	.302	.311
3-pt FG made per game	8.2	5.8
Free throws-att	548-813	467-678
Free throw pct	.674	.689
F-Throws made per game	15.7	13.3
Rebounds	1330	1438
Rebounds per game	38.0	41.1
Rebounding margin	-3.1	-
Assists	464	398
Assists per game	13.3	11.4
Turnovers	469	573
Turnovers per game	13.4	16.4
Turnover margin	+3.0	-
Assist/turnover ratio	1.0	0.7
Steals	237	222
Steals per game	6.8	6.3
Blocks	157	115
Blocks per game	4.5	3.3
Winning streak	2	-
Home win streak	3	-
Attendance	64251	48844
Home games-Avg/Game	17-3779	11-4440
Neutral site-Avg/Game	-	7-2630

Team Results

Date	Opponent		Score	Att.
11/07/2022	at Ark.-Pine Bluff	W	70-50	3128
11/11/2022	Central Ark.	W	72-34	7410
11/14/2022	Tulsa	W	79-70	2511
11/17/2022	Kent St.	W	80-59	2265
11/20/2022	at Little Rock	W	93-49	2879
11/24/2022	vs Northern Ariz.	W	82-73	1024
11/25/2022	vs Clemson	W	76-62	1724
11/26/2022	vs Kansas St.	W	69-53	2024
12/01/2022	Troy	W	87-70	3019
12/04/2022	Oral Roberts	W	92-58	2947
12/08/2022	Lamar University	W	63-50	2268
12/11/2022	Arkansas St.	W	77-63	3826
12/17/2022	at Creighton	W	83-75	1050
12/20/2022	vs Oregon	L	78-85	321
12/21/2022	vs South Fla.	Lot	65-66	303
12/29/2022	LSU	L	45-69	5285
01/01/2023	at Kentucky	W	71-50	3284
01/05/2023	Florida	W	102-74	4524
01/08/2023	at Missouri	W	77-55	4260
01/16/2023	Vanderbilt	W	84-81	3693
01/19/2023	at LSU	L	76-79	7298
01/22/2023	at South Carolina	L	46-92	13349
01/26/2023	Alabama	L	66-69	3206
01/29/2023	Ole Miss	Lot	73-76	6677
02/05/2023	at Auburn	W	54-51	2569
02/09/2023	at Vanderbilt	L	70-78	1978
02/12/2023	Missouri	W	61-33	4492
02/16/2023	Tennessee	L	67-87	3243
02/19/2023	at Georgia	L	48-71	4109
02/23/2023	at Mississippi St.	L	73-87	4940
02/26/2023	Texas A&M	W	78-65	4408
03/02/2023	vs Missouri	W	85-74	5531
03/03/2023	vs South Carolina	L	66-93	7481
03/16/2023	Louisiana Tech	W	69-47	1460
03/20/2023	SFA	W	60-37	3017



2022-23 Arkansas Women's Basketball Combined Team Statistics In Conference games

Page 1/1
as of Mar 03, 2023

Game Records

Record	Overall	Home	Away	Neutral
ALL GAMES	7-9	4-4	3-5	0-0
CONFERENCE	7-9	4-4	3-5	0-0
NON-CONFERENCE	0-0	0-0	0-0	0-0

Score by Periods

Team	1st	2nd	3rd	4th	OT	TOT
Arkansas	221	277	291	293	9	1091
Opponents	247	250	289	319	12	1117

Team Box Score

No.	Player	Total					3-Point			F-Throw		Rebounds				Other						
		GP-GS	MIN	AVG	FG-FGA	FG%	3FG-3FGA	3FG%	FT-FTA	FT%	OFF	DEF	TOT	AVG	PF	DQ	A	TO	BLK	STL	PTS	AVG
4	BARNUM, Erynn	16-16	451:46	28.2	96-184	.522	8-26	.308	68-105	.648	44	63	107	6.7	45	0	31	45	17	17	268	16.8
43	DANIELS, Makayla	16-16	533:17	33.3	52-165	.315	28-104	.269	63-79	.797	13	47	60	3.8	46	1	49	35	6	29	195	12.2
2	SPENCER, Samara	16-16	555:54	34.7	69-179	.385	23-81	.284	28-47	.596	2	49	51	3.2	29	1	63	45	3	20	189	11.8
34	CARR, Chrissy	16-16	459:39	28.7	62-159	.390	38-107	.355	18-24	.750	11	41	52	3.3	43	2	10	18	8	12	180	11.3
0	POFFENBARGER, Saylor	16-16	518:53	32.4	50-139	.360	13-55	.236	28-38	.737	10	69	79	4.9	43	3	27	32	18	6	141	8.8
24	WOLFENBARGER, Jersey	16-0	223:48	14.0	17-44	.386	1-15	.067	6-9	.667	12	34	46	2.9	17	0	4	11	7	3	41	2.6
30	DAUDA, Maryam	14-0	115:56	8.3	13-36	.361	2-12	.167	6-6	1.000	11	11	22	1.6	21	0	6	13	8	2	34	2.4
55	ELLIS, Emrie	11-0	99:44	9.1	5-15	.333	3-9	.333	4-6	.667	5	14	19	1.7	13	0	2	4	3	0	17	1.5
11	LANGERMAN, Rylee	16-0	250:53	15.7	6-29	.207	5-21	.238	7-11	.636	12	29	41	2.6	32	0	7	8	1	15	24	1.5
22	HUGHES, Avery	7-0	08:52	1.3	0-0	.000	0-0	.000	2-4	.500	0	0	0	0.0	1	0	0	2	0	0	2	0.3
21	LINDSEY, Loren	2-0	03:03	1.5	0-0	.000	0-0	.000	0-0	.000	0	0	0	0.0	0	0	0	0	0	0	0	0.0
20	JOHNSON, Karley	2-0	03:15	1.6	0-0	.000	0-0	.000	0-0	.000	0	0	0	0.0	1	0	0	0	0	0	0	0.0
Team											24	27	51					7				
Total		16	3225		370-950	.389	121-430	.281	230-329	.699	144	384	528	33.0	291	7	199	220	71	104	1091	68.2
Opponents		16	3225		389-978	.398	86-266	.323	253-360	.703	234	457	691	43.2	314	7	193	260	56	119	1117	69.8

Team Statistics

	ARK	OPP
Scoring	1091	1117
Points per game	68.2	69.8
Scoring margin	-1.6	-
Field goals-att	370-950	389-978
Field goal pct	.389	.398
3 point fg-att	121-430	86-266
3-point FG pct	.281	.323
3-pt FG made per game	7.6	5.4
Free throws-att	230-329	253-360
Free throw pct	.699	.703
F-Throws made per game	14.4	15.8
Rebounds	528	691
Rebounds per game	33.0	43.2
Rebounding margin	-10.2	-
Assists	199	193
Assists per game	12.4	12.1
Turnovers	220	260
Turnovers per game	13.8	16.3
Turnover margin	+2.5	-
Assist/turnover ratio	0.9	0.7
Steals	104	119
Steals per game	6.5	7.4
Blocks	71	56
Blocks per game	4.4	3.5
Winning streak	1	-
Home win streak	1	-
Attendance	35528	41787
Home games-Avg/Game	8-4441	8-5223
Neutral site-Avg/Game	-	0-0

Team Results

Date	Opponent		Score	Att.
12/29/2022	LSU	L	45-69	5285
01/01/2023	at Kentucky	W	71-50	3284
01/05/2023	Florida	W	102-74	4524
01/08/2023	at Missouri	W	77-55	4260
01/16/2023	Vanderbilt	W	84-81	3693
01/19/2023	at LSU	L	76-79	7298
01/22/2023	at South Carolina	L	46-92	13349
01/26/2023	Alabama	L	66-69	3206
01/29/2023	Ole Miss	Lot	73-76	6677
02/05/2023	at Auburn	W	54-51	2569
02/09/2023	at Vanderbilt	L	70-78	1978
02/12/2023	Missouri	W	61-33	4492
02/16/2023	Tennessee	L	67-87	3243
02/19/2023	at Georgia	L	48-71	4109
02/23/2023	at Mississippi St.	L	73-87	4940
02/26/2023	Texas A&M	W	78-65	4408



2022-23 Arkansas Women's Basketball
Team High/Low Analysis
All games

Page 1/4
as of Mar 22, 2023

Arkansas - Game Highs

POINTS	102	Florida (01/05/2023)
	93	at Little Rock (11/20/2022)
	92	Oral Roberts (12/04/2022)
	87	Troy (12/01/2022)
	85	vs Missouri (N) (03/02/2023)
FIELD GOALS MADE	33	Oral Roberts (12/04/2022)
	32	Florida (01/05/2023)
FIELD GOAL ATTEMPTS	77	vs Oregon (N) (12/20/2022)
	74	Oral Roberts (12/04/2022)
FIELD GOAL PERCENTAGE	.625 (30-48)	at Little Rock (11/20/2022)
	.492 (32-65)	Florida (01/05/2023)
3 PT FG MADE	13	Texas A&M (02/26/2023)
	12	vs Missouri (N) (03/02/2023)
	12	Florida (01/05/2023)
	12	vs Oregon (N) (12/20/2022)
	12	at Creighton (12/17/2022)
3 PT FG ATTEMPTS	39	Tulsa (11/14/2022)
	37	Troy (12/01/2022)
3 PT FG PERCENTAGE	.526 (10-19)	at Little Rock (11/20/2022)
	.462 (12-26)	at Creighton (12/17/2022)
FREE THROWS MADE	26	Florida (01/05/2023)
	25	Vanderbilt (01/16/2023)
FREE THROW ATTEMPTS	46	at Ark.-Pine Bluff (11/07/2022)
	39	at Auburn (02/05/2023)
FREE THROW PERCENTAGE	.909 (10-11)	at LSU (01/19/2023)
	.900 (9-10)	at Georgia (02/19/2023)
REBOUNDS	57	Oral Roberts (12/04/2022)
	56	at Ark.-Pine Bluff (11/07/2022)
ASSISTS	23	Florida (01/05/2023)
	22	at Kentucky (01/01/2023)
STEALS	12	at Ark.-Pine Bluff (11/07/2022)
	11	Ole Miss (01/29/2023)
BLOCKED SHOTS	9	at South Carolina (01/22/2023)
	9	Lamar University (12/08/2022)
	9	Oral Roberts (12/04/2022)
TURNOVERS	23	vs Clemson (N) (11/25/2022)
	22	at Little Rock (11/20/2022)
FOULS	27	at Auburn (02/05/2023)
	23	Texas A&M (02/26/2023)
	23	at Mississippi St. (02/23/2023)



2022-23 Arkansas Women's Basketball Team High/Low Analysis All games

Page 3/4
as of Mar 22, 2023

Arkansas - Game Lows

POINTS	45		LSU (12/29/2022)
	46		at South Carolina (01/22/2023)
	48		at Georgia (02/19/2023)
	54		at Auburn (02/05/2023)
	60		SFA (03/20/2023)
FIELD GOALS MADE	14		at Auburn (02/05/2023)
	17		at Georgia (02/19/2023)
	17		at South Carolina (01/22/2023)
	17		LSU (12/29/2022)
FIELD GOAL ATTEMPTS	45		Missouri (02/12/2023)
	48		Lamar University (12/08/2022)
	48		vs Clemson (N) (11/25/2022)
	48		at Little Rock (11/20/2022)
FIELD GOAL PERCENTAGE	.269	(14-52)	at Auburn (02/05/2023)
	.279	(17-61)	at South Carolina (01/22/2023)
	.279	(17-61)	LSU (12/29/2022)
3 PT FG MADE	3		at Auburn (02/05/2023)
	5		at Georgia (02/19/2023)
	5		at South Carolina (01/22/2023)
	5		vs Northern Ariz. (N) (11/24/2022)
	5		at Ark.-Pine Bluff (11/07/2022)
3 PT FG ATTEMPTS	18		Ole Miss (01/29/2023)
	19		at Little Rock (11/20/2022)
3 PT FG PERCENTAGE	.130	(3-23)	at Auburn (02/05/2023)
	.152	(5-33)	at Georgia (02/19/2023)
FREE THROWS MADE	5		LSU (12/29/2022)
	7		at South Carolina (01/22/2023)
FREE THROW ATTEMPTS	9		at South Carolina (01/22/2023)
	10		at Georgia (02/19/2023)
FREE THROW PERCENTAGE	.417	(5-12)	LSU (12/29/2022)
	.452	(14-31)	Lamar University (12/08/2022)
REBOUNDS	17		at South Carolina (01/22/2023)
	25		Tennessee (02/16/2023)
ASSISTS	6		at South Carolina (01/22/2023)
	7		at Mississippi St. (02/23/2023)
	7		at Auburn (02/05/2023)
	7		LSU (12/29/2022)
STEALS	3		at Georgia (02/19/2023)
	3		at Little Rock (11/20/2022)
BLOCKED SHOTS	1		at Georgia (02/19/2023)
	1		at Auburn (02/05/2023)
	1		vs Clemson (N) (11/25/2022)
TURNOVERS	5		Tennessee (02/16/2023)
	7		Louisiana Tech (03/16/2023)
FOULS	11		SFA (03/20/2023)
	11		Arkansas St. (12/11/2022)



2022-23 Arkansas Women's Basketball
Category Leaders
All games

Page 1/3
as of Mar 22, 2023

Points

##	Player	G	Pts	Pts/G
4	Barnum, Erynn	35	537	15.3
2	Spencer, Samara	35	509	14.5
34	Carr, Chrissy	35	408	11.7
43	Daniels, Makayla	32	407	12.7
0	Poffenbarger, Saylor	35	305	8.7
24	Wolfenbarger, Jersey	33	125	3.8
30	Dauda, Maryam	33	121	3.7
11	Langerman, Rylee	35	86	2.5
55	Ellis, Emrie	26	29	1.1
22	Hughes, Avery	14	9	0.6
20	Johnson, Karley	10	1	0.1

Scoring Average

##	Player	G	Pts	Pts/G
4	Barnum, Erynn	35	537	15.3
2	Spencer, Samara	35	509	14.5
43	Daniels, Makayla	32	407	12.7
34	Carr, Chrissy	35	408	11.7
0	Poffenbarger, Saylor	35	305	8.7
24	Wolfenbarger, Jersey	33	125	3.8
30	Dauda, Maryam	33	121	3.7
11	Langerman, Rylee	35	86	2.5
55	Ellis, Emrie	26	29	1.1
22	Hughes, Avery	14	9	0.6
20	Johnson, Karley	10	1	0.1

Field Goal Percentage

##	Player	FG	Att	Pct
4	Barnum, Erynn	201	358	.561
30	Dauda, Maryam	46	111	.414
2	Spencer, Samara	175	437	.400
34	Carr, Chrissy	131	346	.379
24	Wolfenbarger, Jersey	44	119	.370
43	Daniels, Makayla	112	325	.345
0	Poffenbarger, Saylor	106	312	.340
11	Langerman, Rylee	25	80	.313
55	Ellis, Emrie	10	32	.313
22	Hughes, Avery	1	6	.167

Field Goal Attempts

##	Player	G	Att	Att/G
2	Spencer, Samara	35	437	12.5
4	Barnum, Erynn	35	358	10.2
34	Carr, Chrissy	35	346	9.9
43	Daniels, Makayla	32	325	10.2
0	Poffenbarger, Saylor	35	312	8.9

Field Goals Made

##	Player	G	Made	Made/G
4	Barnum, Erynn	35	201	5.7
2	Spencer, Samara	35	175	5.0
34	Carr, Chrissy	35	131	3.7
43	Daniels, Makayla	32	112	3.5
0	Poffenbarger, Saylor	35	106	3.0

3-Point FG Percentage

##	Player	3FG	Att	Pct
34	Carr, Chrissy	81	241	.336
43	Daniels, Makayla	63	192	.328
2	Spencer, Samara	62	191	.325
55	Ellis, Emrie	4	13	.308
4	Barnum, Erynn	13	43	.302
11	Langerman, Rylee	15	54	.278
30	Dauda, Maryam	6	24	.250
0	Poffenbarger, Saylor	34	145	.234
24	Wolfenbarger, Jersey	9	46	.196

3-Point FG Attempts

##	Player	G	Att	Att/G
34	Carr, Chrissy	35	241	6.9
43	Daniels, Makayla	32	192	6.0
2	Spencer, Samara	35	191	5.5
0	Poffenbarger, Saylor	35	145	4.1
11	Langerman, Rylee	35	54	1.5

3-Point FG Made

##	Player	G	Made	Made/G
34	Carr, Chrissy	35	81	2.3
43	Daniels, Makayla	32	63	2.0
2	Spencer, Samara	35	62	1.8
0	Poffenbarger, Saylor	35	34	1.0
11	Langerman, Rylee	35	15	0.4

Free Throw Percentage

##	Player	Made	Att	Pct
34	Carr, Chrissy	65	76	.855
43	Daniels, Makayla	120	156	.769
30	Dauda, Maryam	23	31	.742
22	Hughes, Avery	7	10	.700
0	Poffenbarger, Saylor	59	85	.694
24	Wolfenbarger, Jersey	28	42	.667
4	Barnum, Erynn	122	194	.629
55	Ellis, Emrie	5	8	.625
2	Spencer, Samara	97	171	.567
11	Langerman, Rylee	21	38	.553
20	Johnson, Karley	1	2	.500

Rebounds

##	Player	G	Reb	Reb/G
0	Poffenbarger, Saylor	35	240	6.9
4	Barnum, Erynn	35	221	6.3
2	Spencer, Samara	35	132	3.8
43	Daniels, Makayla	32	125	3.9
34	Carr, Chrissy	35	125	3.6

Rebounds Average

##	Player	G	Reb	Reb/G
0	Poffenbarger, Saylor	35	240	6.9
4	Barnum, Erynn	35	221	6.3
43	Daniels, Makayla	32	125	3.9
2	Spencer, Samara	35	132	3.8
34	Carr, Chrissy	35	125	3.6

Offensive Rebounds

##	Player	G	OReb	OReb/G
4	Barnum, Erynn	35	85	2.4
30	Dauda, Maryam	33	44	1.3
11	Langerman, Rylee	35	40	1.1
24	Wolfenbarger, Jersey	33	33	1.0
43	Daniels, Makayla	32	30	0.9

Defensive Rebounds

##	Player	G	DReb	DReb/G
0	Poffenbarger, Saylor	35	212	6.1
4	Barnum, Erynn	35	136	3.9
2	Spencer, Samara	35	128	3.7
34	Carr, Chrissy	35	99	2.8
43	Daniels, Makayla	32	95	3.0

Fouls

##	Player	G	PF	PF/G
4	Barnum, Erynn	35	87	2.5
43	Daniels, Makayla	32	85	2.7
0	Poffenbarger, Saylor	35	83	2.4
34	Carr, Chrissy	35	71	2.0
2	Spencer, Samara	35	67	1.9

Foul Outs

##	Player	G	FO
0	Poffenbarger, Saylor	35	3
2	Spencer, Samara	35	2
34	Carr, Chrissy	35	2
43	Daniels, Makayla	32	1

Free Throw Attempts

##	Player	G	Att	Att/G
4	Barnum, Erynn	35	194	5.5
2	Spencer, Samara	35	171	4.9
43	Daniels, Makayla	32	156	4.9
0	Poffenbarger, Saylor	35	85	2.4
34	Carr, Chrissy	35	76	2.2

Free Throws Made

##	Player	G	Made	Made/G
4	Barnum, Erynn	35	122	3.5
43	Daniels, Makayla	32	120	3.8
2	Spencer, Samara	35	97	2.8
34	Carr, Chrissy	35	65	1.9
0	Poffenbarger, Saylor	35	59	1.7

Assists

##	Player	G	Ass	Ass/G
2	Spencer, Samara	35	151	4.3
43	Daniels, Makayla	32	94	2.9
0	Poffenbarger, Saylor	35	86	2.5
4	Barnum, Erynn	35	62	1.8
30	Dauda, Maryam	33	21	0.6

Steals

##	Player	G	Stl	Stl/G
43	Daniels, Makayla	32	56	1.8
4	Barnum, Erynn	35	44	1.3
2	Spencer, Samara	35	39	1.1
11	Langerman, Rylee	35	35	1.0
34	Carr, Chrissy	35	20	0.6

Blocked Shots

##	Player	G	Blk	Blk/G
0	Poffenbarger, Saylor	35	38	1.1
4	Barnum, Erynn	35	36	1.0
24	Wolfenbarger, Jersey	33	23	0.7
30	Dauda, Maryam	33	22	0.7
43	Daniels, Makayla	32	11	0.3

Minutes

##	Player	G	Min	Min/G
2	Spencer, Samara	35	1181	33:45
0	Poffenbarger, Saylor	35	1130	32:18
43	Daniels, Makayla	32	1027	32:05
34	Carr, Chrissy	35	981	28:01
4	Barnum, Erynn	35	928	26:31

Turnovers

##	Player	G	TO	TO/G
2	Spencer, Samara	35	102	2.9
4	Barnum, Erynn	35	82	2.3
0	Poffenbarger, Saylor	35	73	2.1
43	Daniels, Makayla	32	69	2.2
30	Dauda, Maryam	33	42	1.3



2022-23 Arkansas Women's Basketball Player Highs Analysis All games

Arkansas - Individual Game Highs

POINTS	37		Erynn Barnum vs Ole Miss (01/29/2023)
	34		Chrissy Carr vs Missouri (N) (03/02/2023)
	32		Samara Spencer vs Oral Roberts (12/04/2022)
	31		Makayla Daniels at Vanderbilt (02/09/2023)
	27		Samara Spencer vs SFA (03/20/2023)
	27		Samara Spencer vs Northern Ariz. (N) (11/24/2022)
	27		Erynn Barnum vs Tulsa (11/14/2022)
FIELD GOALS MADE	13		Erynn Barnum vs Ole Miss (01/29/2023)
	11		Chrissy Carr vs Missouri (N) (03/02/2023)
	11		Makayla Daniels at Vanderbilt (02/09/2023)
FIELD GOAL ATTEMPTS	23		Makayla Daniels at Vanderbilt (02/09/2023)
	21		Erynn Barnum vs Ole Miss (01/29/2023)
	21		Samara Spencer vs Northern Ariz. (N) (11/24/2022)
FIELD GOAL PERCENTAGE (min 5 made)	1.000	(8-8)	Erynn Barnum vs Arkansas St. (12/11/2022)
	1.000	(5-5)	Erynn Barnum at Little Rock (11/20/2022)
3 PT FG MADE	6		Chrissy Carr vs Missouri (N) (03/02/2023)
	6		Samara Spencer vs Oral Roberts (12/04/2022)
3 PT FG ATTEMPTS	13		Chrissy Carr vs Louisiana Tech (03/16/2023)
	13		Chrissy Carr at Georgia (02/19/2023)
3 PT FG PERCENTAGE (min 2 made)	1.000	(2-2)	Rylee Langerman vs Oregon (N) (12/20/2022)
	.750	(6-8)	Chrissy Carr vs Missouri (N) (03/02/2023)
	.750	(6-8)	Samara Spencer vs Oral Roberts (12/04/2022)
	.750	(3-4)	Erynn Barnum vs Oregon (N) (12/20/2022)
	.750	(3-4)	Makayla Daniels at Little Rock (11/20/2022)
FREE THROWS MADE	9		Samara Spencer vs SFA (03/20/2023)
	9		Erynn Barnum vs Central Ark. (11/11/2022)
FREE THROW ATTEMPTS	16		Samara Spencer vs Lamar University (12/08/2022)
	13		Samara Spencer at Mississippi St. (02/23/2023)
	13		Erynn Barnum vs Ole Miss (01/29/2023)
	13		Erynn Barnum at Ark.-Pine Bluff (11/07/2022)
FREE THROW PERCENTAGE (min 3 made)	1.000	(9-9)	Erynn Barnum vs Central Ark. (11/11/2022)
	1.000	(8-8)	Makayla Daniels vs Missouri (N) (03/02/2023)
	1.000	(6-6)	Chrissy Carr vs Missouri (N) (03/02/2023)
	1.000	(5-5)	Erynn Barnum at LSU (01/19/2023)
	1.000	(5-5)	Jersey Wolfenbarger vs Oral Roberts (12/04/2022)
	1.000	(4-4)	Chrissy Carr vs South Carolina (N) (03/03/2023)
	1.000	(4-4)	Makayla Daniels at Mississippi St. (02/23/2023)
	1.000	(4-4)	Erynn Barnum at Vanderbilt (02/09/2023)
	1.000	(4-4)	Chrissy Carr at Creighton (12/17/2022)
	1.000	(4-4)	Makayla Daniels vs Troy (12/01/2022)
	1.000	(4-4)	Chrissy Carr at Little Rock (11/20/2022)
	1.000	(3-3)	Erynn Barnum at Mississippi St. (02/23/2023)
	1.000	(3-3)	Makayla Daniels vs Tennessee (02/16/2023)
1.000	(3-3)	Saylor Poffenbarger vs Florida (01/05/2023)	
1.000	(3-3)	Makayla Daniels vs Kansas St. (N) (11/26/2022)	
REBOUNDS	13		Saylor Poffenbarger vs Oral Roberts (12/04/2022)
	12		Saylor Poffenbarger vs Lamar University (12/08/2022)
	12		Jersey Wolfenbarger vs Oral Roberts (12/04/2022)
ASSISTS	11		Samara Spencer vs Louisiana Tech (03/16/2023)
	10		Samara Spencer vs Oregon (N) (12/20/2022)
STEALS	5		Makayla Daniels vs Tennessee (02/16/2023)
	5		Erynn Barnum vs Clemson (N) (11/25/2022)
BLOCKED SHOTS	4		Jersey Wolfenbarger vs Oral Roberts (12/04/2022)
	3		Jersey Wolfenbarger vs SFA (03/20/2023)
	3		Saylor Poffenbarger vs Tennessee (02/16/2023)
	3		Erynn Barnum vs Missouri (02/12/2023)
	3		Chrissy Carr at South Carolina (01/22/2023)
	3		Erynn Barnum at Kentucky (01/01/2023)
	3		Jersey Wolfenbarger vs Lamar University (12/08/2022)
	3		Saylor Poffenbarger vs Lamar University (12/08/2022)
	3		Maryam Dauda vs Northern Ariz. (N) (11/24/2022)
	3		Saylor Poffenbarger vs Kent St. (11/17/2022)
	3		Erynn Barnum vs Central Ark. (11/11/2022)
TURNOVERS	12		Erynn Barnum vs Missouri (02/12/2023)
	8		Samara Spencer vs Clemson (N) (11/25/2022)
FOULS	5		Chrissy Carr vs Texas A&M (02/26/2023)
	5		Saylor Poffenbarger vs Texas A&M (02/26/2023)
	5		Samara Spencer at Mississippi St. (02/23/2023)
	5		Saylor Poffenbarger at Vanderbilt (02/09/2023)
	5		Saylor Poffenbarger at Auburn (02/05/2023)
	5		Makayla Daniels vs Ole Miss (01/29/2023)
	5		Chrissy Carr vs Ole Miss (01/29/2023)
	5		Samara Spencer vs Oregon (N) (12/20/2022)



20 Karley Johnson | Fr. | 5-9 | G | Mustang, Okla. (Mustang HS)

JOHNSON BENCHMARK STATS

2022-23 SEASON HIGHS

Points	1	at Little Rock	11-20-22
FG Made	N/A		
FG Att.	1	vs. Oral Roberts	12-4-22
3FG Made	N/A		
3FG Att.	N/A		
FT Made	1	at Little Rock	11-20-22
FT Att.	1	at Little Rock	11-20-22
Off. Reb.	1	vs. Troy	12-1-22
Def. Reb.	1	vs. Kent State	11-17-22
Rebounds	1	vs. Troy	12-1-22*
Assists	1	at Little Rock	11-20-22
Blocks	N/A		
Steals	1	vs. SFA	3-20-23*
Minutes	6	vs. Troy	12-1-22*

CAREER HIGHS

Points	1	at Little Rock	11-20-22
FG Made	N/A		
FG Att.	1	vs. Oral Roberts	12-4-22
3FG Made	N/A		
3FG Att.	N/A		
FT Made	1	at Little Rock	11-20-22
FT Att.	1	at Little Rock	11-20-22
Off. Reb.	1	vs. Troy	12-1-22
Def. Reb.	1	vs. Kent State	11-17-22
Rebounds	1	vs. Troy	12-1-22*
Assists	1	at Little Rock	11-20-22
Blocks	N/A		
Steals	1	vs. SFA	3-20-23*
Minutes	6	vs. Troy	12-1-22*

SEC HIGHS

Points	N/A		
FG Made	N/A		
FG Att.	N/A		
3FG Made	N/A		
3FG Att.	N/A		
FT Made	N/A		
FT Att.	N/A		
Off. Reb.	N/A		
Def. Reb.	N/A		
Rebounds	N/A		
Assists	N/A		
Blocks	N/A		
Steals	N/A		
Minutes	2	vs. Florida	1-5-23

NOTABLES

Stat	22-23	Career
Double Figure Pts	-	-
Double Figure Rebs	-	-
Double-Doubles	-	-
5 + Assists	-	-
5 + Blocks	-	-
5 + Steals	-	-
Led Team in Pts	-	-
Led Team in Reb	-	-
20 + Points	-	-
30+ Points	-	-

* Most Recent

GAME NOTES

- Has appeared in 10 games as a true freshman, most recently against SFA in WNIT where she had a steal
- Scored first collegiate point at Little Rock where she had a free throw in six minutes played
- Lone member of the fall 2021 signing class
- Recognized as a 2022 McDonald's All-American nominee
- Tabbed a four-time Oklahoman's Super 5 Honorable Mention choice
- As a senior at Mustang, averaged 12.3 points, 4.3 rebounds and 3.1 assists per game
- Only needed two years to eclipse 1,000 points, doing so as a sophomore

WHO IS KARLEY JOHNSON?

- One of eight children
- Hidden talent: can juggle
- Favorite TV show: Criminal Minds
- Pregame ritual: puts everything on left to right
- Has English bulldogs named Roxie and Gus and a cat named Toast

#20 JOHNSON, Karley

Opponent	Date	GS	MIN	Total		3-Pointers		Free throws		Rebounds				PF		A		TO	BLK	STL	PTS	AVG
				FG-FGA	PCT	3FG-3FGA	PCT	FT-FTA	PCT	OFF	DEF	TOT	AVG	PF	A							
Central Ark.	11/11/2022		02:37	0-0	.000	0-0	.000	0-0	.000	0	0	0	0.0	0	0	0	0	1	0	0.0		
Kent St.	11/17/2022		02:33	0-0	.000	0-0	.000	0-0	.000	0	1	1	0.5	0	0	0	0	0	0	0.0		
at Little Rock	11/20/2022		06:19	0-0	.000	0-0	.000	1-2	.500	0	0	0	0.3	0	1	0	0	1	1	0.3		
vs Kansas St.	11/26/2022		00:47	0-0	.000	0-0	.000	0-0	.000	0	0	0	0.3	0	0	0	0	0	0	0.3		
Troy	12/01/2022		05:38	0-0	.000	0-0	.000	0-0	.000	1	0	1	0.4	0	0	0	0	0	0	0.2		
Oral Roberts	12/04/2022		02:43	0-1	.000	0-0	.000	0-0	.000	0	0	0	0.3	0	0	0	0	0	0	0.2		
Florida	01/05/2023		01:50	0-0	.000	0-0	.000	0-0	.000	0	0	0	0.3	1	0	0	0	0	0	0.1		
Missouri	02/12/2023		01:25	0-0	.000	0-0	.000	0-0	.000	0	0	0	0.3	0	0	0	0	0	0	0.1		
Louisiana Tech	03/16/2023		01:24	0-0	.000	0-0	.000	0-0	.000	0	0	0	0.2	0	0	0	0	0	0	0.1		
SFA	03/20/2023		01:08	0-0	.000	0-0	.000	0-0	.000	0	0	0	0.2	0	0	0	0	1	0	0.1		
Totals			0 26:24	0-1	.000	0-0	.000	1-2	.500	1	1	2	0.2	1	1	0	0	3	1	0.1		

Player Averages

Games Played	Minutes/game	Points/game	FG Pct	3FG Pct	FT Pct	Rebounds/game	Assists/game	Turnovers/game	Assist/Turnover ratio	Steals/game	Blocks/game
10	2.6	0.1	0.0	0.0	50.0	0.2	0.1	0.0	1.0	0.3	0.0

CAREER STATISTICS

SEASON	TEAM	GP-GS	MIN/AVG	Field Goals		3-Point		F-Throws		Rebounds				Scoring						
				FG-FGA	FG%	3FG-3FGA	3FG%	FT-FTA	FT%	OFF	DEF	TOT	AVG	PF	FO	A	TO	BLK	STL	PTS
2022-23	Ark	10-0	26/2.6	0-1	.000	0-0	.000	1-2	.500	1	1	2	0.2	1-0	1	0	0	3	1	0.1
TOTAL		10-0	26/2.6	0-1	.000	0-0	.000	1-2	.500	1	1	2	0.2	1-0	1	0	0	3	1	0.1



21 Loren Lindsey | Fr. | 5-11 | G | Fayetteville, Ark. (Fayetteville HS)

LINDSEY BENCHMARK STATS

2022-23 SEASON HIGHS

Points	N/A
FG Made	N/A
FG Att.	N/A
3FG Made	N/A
3FG Att.	N/A
FT Made	N/A
FT Att.	N/A
Off. Reb.	N/A
Def. Reb.	1 vs. LA Tech 3-16-23
Rebounds	1 vs. LA Tech 3-16-23
Assists	N/A
Blocks	N/A
Steals	N/A
Minutes	5 at Little Rock 11-20-22

CAREER HIGHS

Points	N/A
FG Made	N/A
FG Att.	N/A
3FG Made	N/A
3FG Att.	N/A
FT Made	N/A
FT Att.	N/A
Off. Reb.	N/A
Def. Reb.	1 vs. LA Tech 3-16-23
Rebounds	1 vs. LA Tech 3-16-23
Assists	N/A
Blocks	N/A
Steals	N/A
Minutes	5 at Little Rock 11-20-22

SEC HIGHS

Points	N/A
FG Made	N/A
FG Att.	N/A
3FG Made	N/A
3FG Att.	N/A
FT Made	N/A
FT Att.	N/A
Off. Reb.	N/A
Def. Reb.	N/A
Rebounds	N/A
Assists	N/A
Blocks	N/A
Steals	N/A
Minutes	2 vs. Florida 1-5-23

NOTABLES

Stat	22-23	Career
Double Figure Pts	-	-
Double Figure Rebs	-	-
Double-Doubles	-	-
5 + Assists	-	-
5 + Blocks	-	-
5 + Steals	-	-
Led Team in Pts	-	-
Led Team in Reb	-	-
20 + Points	-	-
30+ Points	-	-

* Most Recent

GAME NOTES

- Has appeared in nine games this season, including in both WNIT games
- Played season-high five minutes at Little Rock
- One of two freshmen on the team
- Talented player out of Fayetteville High School, coming to Arkansas as a walk-on
- Tabbed to All-Conference 6A West All-Defensive Team
- Northwest Arkansas Democrat Gazette Player of the Week (Feb. 2, 2022)

WHO IS LOREN LINDSEY?

- Finance major
- Grew up in Northwest Arkansas so it was always a dream to play for the Razorbacks, especially with her granddad, dad, uncle and cousins all playing football here
- Favorite pair of shoes she owns is her Jordans
- Favorite food is hibachi and best restaurant in Fayetteville is Kobe
- Favorite movie: Hoosiers

#21 LINDSEY, Loren

Opponent	Date	GS	MIN	Total		3-Pointers		Free throws		Rebounds				PF	A	TO	BLK	STL	PTS	AVG
				FG-FGA	PCT	3FG-3FGA	PCT	FT-FTA	PCT	OFF	DEF	TOT	AVG							
Central Ark.	11/11/2022		01:11	0-0	.000	0-0	.000	0-0	.000	0	0	0	0.0	0	0	0	0	0	0.0	
at Little Rock	11/20/2022		04:56	0-0	.000	0-0	.000	0-0	.000	0	0	0	0.0	0	0	0	0	0	0.0	
vs Kansas St.	11/26/2022		00:47	0-0	.000	0-0	.000	0-0	.000	0	0	0	0.0	0	0	0	0	0	0.0	
Troy	12/01/2022		02:13	0-0	.000	0-0	.000	0-0	.000	0	0	0	0.0	0	0	0	0	0	0.0	
Oral Roberts	12/04/2022		02:06	0-0	.000	0-0	.000	0-0	.000	0	0	0	0.0	0	0	0	0	0	0.0	
Florida	01/05/2023		01:38	0-0	.000	0-0	.000	0-0	.000	0	0	0	0.0	0	0	0	0	0	0.0	
Missouri	02/12/2023		01:25	0-0	.000	0-0	.000	0-0	.000	0	0	0	0.0	0	0	0	0	0	0.0	
Louisiana Tech	03/16/2023		01:24	0-0	.000	0-0	.000	0-0	.000	0	1	1	0.1	0	0	0	0	0	0.0	
SFA	03/20/2023		01:08	0-0	.000	0-0	.000	0-0	.000	0	0	0	0.1	0	0	0	0	0	0.0	
Totals			0 16:48	0-0	.000	0-0	.000	0-0	.000	0	1	1	0.1	0	0	0	0	0	0.0	

Player Averages

Games Played	Minutes/game	Points/game	FG Pct	3FG Pct	FT Pct	Rebounds/game	Assists/game	Turnovers/game	Assist/Turnover ratio	Steals/game	Blocks/game
9	1.9	0.0	0.0	0.0	0.0	0.1	0.0	0.0	0.0	0.0	0.0

CAREER STATISTICS

SEASON	TEAM	GP-GS	MIN/AVG	Field Goals		3-Point		F-Throws		Rebounds				Scoring						
				FG-FGA	FG%	3FG-3FGA	3FG%	FT-FTA	FT%	OFF	DEF	TOT	AVG	PF-FO	A	TO	BLK	STL	PTS	AVG
2022-23	Ark	9-0	17/1.9	0-0	.000	0-0	.000	0-0	.000	0	1	1	0.1	0-0	0	0	0	0	0	0.0
TOTAL		9-0	17/1.9	0-0	.000	0-0	.000	0-0	.000	0	1	1	0.1	0-0	0	0	0	0	0	0.0



22 Avery Hughes | Sr. | 5-7 | G | Bentonville, Ark. (Bentonville HS)

HUGHES BENCHMARK STATS

2022-23 SEASON HIGHS

Points	4	vs. Troy	12-1-22
FG Made	1	vs. Troy	12-1-22
FG Att.	2	vs. SFA	3-20-23*
3FG Made	N/A		
3FG Att.	N/A		
FT Made	2	vs. Florida	1-5-22*
FT Att.	4	vs. Florida	1-5-22*
Off. Reb.	N/A		
Def. Reb.	N/A		
Rebounds	N/A		
Assists	1	vs. Kent State	11-17-22
Blocks	N/A		
Steals	N/A		
Minutes	5	at Little Rock	11-20-22

CAREER HIGHS

Points	6	vs. UAPB	12-21-20*
FG Made	2	vs. UAPB	12-21-20*
FG Att.	4	vs. Tulsa	12-11-19
3FG Made	2	vs. UAPB	12-21-20*
3FG Att.	3	vs. Tulsa	12-11-19
FT Made	2	vs. Troy	12-1-22*
FT Att.	2	vs. Oral Roberts	12-4-22*
Off. Reb.	N/A		
Def. Reb.	1	vs. Kentucky	2-20-22*
Rebounds	1	vs. Kentucky	2-20-22*
Assists	2	vs. UAPB	12-21-20*
Blocks	N/A		
Steals	1	vs. ULM	12-3-20*
Minutes	10	vs. UAPB	12-21-20*

SEC HIGHS

Points	3	vs. Alabama	2-28-21
FG Made	1	at Ole Miss	2-16-20
FG Att.	1	vs. LSU	1-27-22*
3FG Made	N/A		
3FG Att.	1	vs. LSU	1-27-22*
FT Made	3	vs. Alabama	2-28-21
FT Att.	3	vs. Alabama	2-28-21
Off. Reb.	N/A		
Def. Reb.	1	vs. Kentucky	2-20-22
Rebounds	1	vs. Kentucky	2-20-22
Assists	N/A		
Blocks	N/A		
Steals	N/A		
Minutes	4	at Vanderbilt	1-19-20

NOTABLES

Stat	19-20	20-21	21-22	22-23	Career
Double Figure Pts	-	-	-	-	-
Double Figure Rebs	-	-	-	-	-
Double-Doubles	-	-	-	-	-
5+ Assists	-	-	-	-	-
5+ Blocks	-	-	-	-	-
5+ Steals	-	-	-	-	-
Led Team in Pts	-	-	-	-	-
Led Team in Reb	-	-	-	-	-
20+ Points	-	-	-	-	-
30+ Points	-	-	-	-	-

* Most Recent

GAME NOTES

- Coming off two minutes played & two shot attempts vs. SFA in WNIT Second Round for 14th appearance
- Played 22 seconds on her Senior Day after playing as No. 22 for four seasons
- Logged two points against Florida, gathering her points at the free throw line
- Former walk-on who earned a scholarship prior to the 2021-22 season
- Dropped a career-best six points on UAPB, hitting two threes in 2020-21
- Finished career as Bentonville's second leading scorer and set single game records for points (34) and free throws (20-for-22)
- Honors include All-Arkansas Second-Team, All-Northwest Arkansas First-Team, Gatorade Player of the Week, two KURM Dream Team selections and team captain honors as a senior

WHO IS AVERY HUGHES?

- Nursing major
- Her proudest accomplishment is earning a scholarship as a walk-on
- Mother played basketball at Arkansas State
- Ran track and was a two-time state champion
- Calls the Arkansas faithful the best fans in the world
- Loves playing for Coach Neighbors because he lets the team make decisions for themselves, which helps her grow into the person she wants to be

#22 HUGHES, Avery

Opponent	Date	GS	MIN	Total		3-Pointers		Free throws		Rebounds				PF	A	TO	BLK	STL	PTS	AVG
				FG-FGA	PCT	3FG-3FGA	PCT	FT-FTA	PCT	OFF	DEF	TOT	AVG							
Kent St.	11/17/2022		03:17	0-2	.000	0-0	.000	0-0	.000	0	0	0	0	0	1	1	0	0	0	0.0
at Little Rock	11/20/2022		05:04	0-1	.000	0-0	.000	2-2	1.000	0	0	0	0	2	0	0	0	0	2	1.0
vs Kansas St.	11/26/2022		00:47	0-0	.000	0-0	.000	0-0	.000	0	0	0	0	1	0	0	0	0	0.7	
Troy	12/01/2022		03:22	1-1	1.000	0-0	.000	2-2	1.000	0	0	0	0	0	0	0	0	0	4	1.5
Oral Roberts	12/04/2022		03:52	0-0	.000	0-0	.000	1-2	.500	0	0	0	0	0	1	0	0	0	1	1.4
LSU	12/29/2022		02:31	0-0	.000	0-0	.000	0-0	.000	0	0	0	0	0	0	0	0	0	1.2	
at Kentucky	01/01/2023		00:40	0-0	.000	0-0	.000	0-0	.000	0	0	0	0	0	1	0	0	0	1.0	
Florida	01/05/2023		02:43	0-0	.000	0-0	.000	2-4	.500	0	0	0	0	0	0	0	0	2	1.1	
at Auburn	02/05/2023		00:08	0-0	.000	0-0	.000	0-0	.000	0	0	0	0	0	0	0	0	0	1.0	
Missouri	02/12/2023		02:08	0-0	.000	0-0	.000	0-0	.000	0	0	0	0	1	0	1	0	0	0.9	
Tennessee	02/16/2023		00:21	0-0	.000	0-0	.000	0-0	.000	0	0	0	0	0	0	0	0	0	0.8	
Texas A&M	02/26/2023		00:22	0-0	.000	0-0	.000	0-0	.000	0	0	0	0	0	0	0	0	0	0.8	
Louisiana Tech	03/16/2023		02:01	0-0	.000	0-0	.000	0-0	.000	0	0	0	0	1	0	0	0	0	0.7	
SFA	03/20/2023		02:06	0-2	.000	0-0	.000	0-0	.000	0	0	0	0	0	0	0	0	0	0.6	
Totals			0 29:22	1-6	.167	0-0	.000	7-10	.700	0	0	0	0.0	5	1	4	0	0	9	0.6

Player Averages

Games Played	Minutes/game	Points/game	FG Pct	3FG Pct	FT Pct	Rebounds/game	Assists/game	Turnovers/game	Assist/Turnover ratio	Steals/game	Blocks/game
14	2.1	0.6	16.7	0.0	70.0	0.0	0.1	0.3	0.3	0.0	0.0

CAREER STATISTICS

SEASON	TEAM	GP-GS	MIN/AVG	Field Goals		3-Point		F-Throws		Rebounds				Scoring						
				FG-FGA	FG%	3FG-3FGA	3FG%	FT-FTA	FT%	OFF	DEF	TOT	AVG	PF-FO	A	TO	BLK	STL	PTS	AVG
2019-20	Ark	14-0	50/3.6	8-16	.500	3-9	.333	1-1	1.000	0	0	0	0.0	8-0	2	8	0	0	20	1.4
2020-21	Ark	7-0	45/6.4	3-7	.429	3-6	.500	3-3	1.000	0	2	2	0.3	2-0	5	3	0	2	12	1.7
2021-22	Ark	14-0	38/2.7	0-4	.000	0-2	.000	1-2	.500	0	2	2	0.1	3-0	2	2	0	1	1	0.1
2022-23	Ark	14-0	29/2.1	1-6	.167	0-0	.000	7-10	.700	0	0	0	0.0	5-0	1	4	0	0	9	0.6
TOTAL		49-0	163/3.3	12-33	.364	6-17	.353	12-16	.750	0	4	4	0.1	18-0	10	17	0	3	42	0.9



Official Basketball Box Score - Final
Troy at Arkansas
12/01/22 Bud Walton Arena, Fayetteville
2022-23 Women's Basketball

Game Time: 7:00 PM
Game Duration: 2:02
Attendance: 3,019

Officials: William (Billy) Smith, Meadow Overstreet, Teresa Stuck

Main box score for Troy - 70 vs Arkansas - 87. Includes player stats for Troy (11 players) and Arkansas (23 players), plus team and shooting by period data.

Main box score for Arkansas - 87 vs Troy - 70. Includes player stats for Arkansas (23 players) and Troy (11 players), plus team and shooting by period data.

Summary statistics for Troy vs Arkansas game, including Biggest lead, Best Scoring Run, Lead Changes, Times Tied, Time with Lead, Points from Turnovers, Paint, Second Chance, Fast Breaks, and Bench.



Official Basketball Box Score - Final
Oral Roberts at Arkansas
12/04/22 Bud Walton Arena, Fayetteville
2022-23 Women's Basketball

Game Time: 2:00 PM
Game Duration: 1:48
Attendance: 2,947

Officials: Kalle Lukanich, Salf Esho, Eric Baker

Main box score for Oral Roberts - 58 vs Arkansas - 92. Includes player stats for Oral Roberts (11 players) and Arkansas (23 players), plus team and shooting by period data.

Main box score for Arkansas - 92 vs Oral Roberts - 58. Includes player stats for Arkansas (23 players) and Oral Roberts (11 players), plus team and shooting by period data.

Summary statistics for Oral Roberts vs Arkansas game, including Biggest lead, Best Scoring Run, Lead Changes, Times Tied, Time with Lead, Points from Turnovers, Paint, Second Chance, Fast Breaks, and Bench.



Official Basketball Box Score - Final
Lamar University at Arkansas
12/08/22 Bud Walton Arena, Fayetteville
2022-23 Women's Basketball

Game Time: 7:00 PM
Game Duration: 1:52
Attendance: 2,268

Officials: Putari Spurlock-Welsh, Nykessa Thompson, Eric Brewster

Main box score for Lamar University - 50 vs Arkansas - 63. Includes player stats for Lamar University (11 players) and Arkansas (11 players), plus team and shooting by period data.

Main box score for Arkansas - 63 vs Lamar University - 50. Includes player stats for Arkansas (11 players) and Lamar University (11 players), plus team and shooting by period data.

Summary statistics for Lamar University vs Arkansas game, including Biggest lead, Best Scoring Run, Lead Changes, Times Tied, Time with Lead, Points from Turnovers, Paint, Second Chance, Fast Breaks, and Bench.



Official Basketball Box Score - Final
Arkansas St. at Arkansas
12/11/22 Bud Walton Arena, Fayetteville
2022-23 Women's Basketball

Game Time: 3:00 PM
Game Duration: 1:48
Attendance: 3,308

Officials: Margaret Tietan, Timothy Daniel, Kazi Beverly

Main box score for Arkansas St. - 63 vs Arkansas - 77. Includes player stats for Arkansas St. (11 players) and Arkansas (11 players), plus team and shooting by period data.

Main box score for Arkansas - 77 vs Arkansas St. - 63. Includes player stats for Arkansas (11 players) and Arkansas St. (11 players), plus team and shooting by period data.

Summary statistics for Arkansas St. vs Arkansas game, including Biggest lead, Best Scoring Run, Lead Changes, Times Tied, Time with Lead, Points from Turnovers, Paint, Second Chance, Fast Breaks, and Bench.



#SIDE BY SIDE



Official Basketball Box Score - Final
Arkansas at Georgia
02/19/23 Stegeman Coliseum, Athens
2022-23 Women's Basketball

Game Time: 12:00 PM
Game Duration: 1:40
Attendance: 4,109

Officials: Gina Cross, Joseph Vaszly, Teresa Stuck

Arkansas - 48 | Record: 19-10 (6-8) | Technical Fouls: Coach 4th 5:26 Coach 4th 5:26 | Shooting By Period... 1st FG% 41.4, 3PT% 1.8, 2nd FG% 51.3, 3PT% 2.9, 3rd FG% 51.7, 4th FG% 31.2, GM FG% 17.56, 3PT% 5.33, FT% 9.10

Georgia - 71 | Record: 19-9 (9-6) | Technical Fouls: NONE | Shooting By Period... 1st FG% 71.4, 3PT% 1.1, 2nd FG% 61.4, 3PT% 0.4, 3rd FG% 81.5, 4th FG% 93.2, GM FG% 30.56, 3PT% 2.7, FT% 9.12

Biggest lead: ARK 1 (1st 8:35), UGA 25 (4th 2:37) | Best Scoring Run: ARK 7 (2nd 7:53), UGA 16 (4th 2:37) | Points from Turnovers: ARK 14, UGA 18 | Period by Period Scoring: ARK 11, 16, 13, 8, 48 | UGA 15, 16, 17, 23, 71



Official Basketball Box Score - Final
Arkansas at Mississippi St.
02/23/23 Humphreys Coliseum, Starkville
2022-23 Women's Basketball

Game Time: 8:02 PM
Game Duration: 1:56
Attendance: 4,940

Officials: Michael McConnell, Sam Esho, Fatou Cissoko-Stephens

Arkansas - 73 | Record: 19-11 (6-9) | Technical Fouls: NONE | Shooting By Period... 1st FG% 31.3, 3PT% 2.8, 2nd FG% 51.3, 3PT% 2.9, 3rd FG% 51.7, 4th FG% 31.2, GM FG% 23.65, 3PT% 6.32, FT% 19.31

Mississippi St. - 87 | Record: 20-8 (9-6) | Technical Fouls: NONE | Shooting By Period... 1st FG% 58.0, 3PT% 1.1, 2nd FG% 28.36, 3PT% 0.0, 3rd FG% 25.28, 4th FG% 17.25, GM FG% 28.57, 3PT% 10.23, FT% 21.29

Biggest lead: ARK 0 (1st 10:00), MSU 28 (3rd 8:08) | Best Scoring Run: ARK 12 (4th 9:06), MSU 13 (1st 1:01) | Points from Turnovers: ARK 9, MSU 14 | Period by Period Scoring: ARK 9, 21, 19, 24, 73 | MSU 25, 24, 19, 19, 87



Official Basketball Box Score - Final
Texas A&M at Arkansas
02/26/23 Bud Walton Arena, Fayetteville
2022-23 Women's Basketball

Game Time: 11:00 AM
Game Duration: 1:55
Attendance: 4,408

Officials: Roy Gubeyan, Tiffany Bird, Reyna Seales

Texas A&M - 65 | Record: 7-19 (2-14) | Technical Fouls: NONE | Shooting By Period... 1st FG% 51.2, 3PT% 0.3, 2nd FG% 41.4, 3PT% 1.5, 3rd FG% 71.5, 4th FG% 41.3, GM FG% 20.54, 3PT% 7.19, FT% 18.29

Arkansas - 78 | Record: 20-11 (7-9) | Technical Fouls: NONE | Shooting By Period... 1st FG% 81.7, 3PT% 2.8, 2nd FG% 61.3, 3PT% 4.8, 3rd FG% 71.3, 4th FG% 41.4, GM FG% 25.57, 3PT% 13.34, FT% 15.25

Biggest lead: TAMU 0 (1st 10:00), ARK 23 (3rd 4:59) | Best Scoring Run: TAMU 7 (3rd 1:07), ARK 8 (3rd 8:00) | Points from Turnovers: TAMU 8, ARK 12 | Period by Period Scoring: TAMU 10, 15, 21, 19, 65 | ARK 20, 16, 24, 18, 78



Official Basketball Box Score - Final
Missouri at Arkansas
03/02/23 Bon Secours Wellness Arena, Greenville
2022-23 Women's Basketball

Game Time: 12:00 PM
Game Duration: 1:59

Officials: Gina Cross, Michael McConnell, Felicia Grinter

Missouri - 74 | Record: 17-13 | Technical Fouls: NONE | Shooting By Period... 1st FG% 51.2, 3PT% 0.3, 2nd FG% 41.4, 3PT% 1.5, 3rd FG% 71.5, 4th FG% 41.3, GM FG% 20.54, 3PT% 7.19, FT% 18.29

Arkansas - 85 | Record: 21-11 | Technical Fouls: NONE | Shooting By Period... 1st FG% 31.1, 3PT% 2.8, 2nd FG% 31.1, 3PT% 5.7, 3rd FG% 15.39, 4th FG% 17.52, GM FG% 25.54, 3PT% 12.29, FT% 23.27

Biggest lead: MIZ 11 (3rd 0:51), ARK 12 (4th 0:46) | Best Scoring Run: MIZ 11 (3rd 0:51), ARK 16 (4th 1:30) | Points from Turnovers: MIZ 20, ARK 15 | Period by Period Scoring: MIZ 21, 19, 24, 10, 74 | ARK 20, 21, 15, 29, 85



TV/RADIO CHART

Number	Player Name	GP-GS	PPG	RPG	APG	MPG	Notes
0	Saylor Poffenbarger R-Fr. G TR 6-2 Middletown, Md. UConn Major: Recreation & Sport Management	Season: 35-35 Career: 47-35	8.7 6.6	6.9 5.2	2.5 1.8	32.3 24.8	<ul style="list-style-type: none"> Tabbed All-SEC Freshman Team Coming off five points, nine rebounds & three dimes vs. SFA Her four double-doubles and nine 10+ rebound games Only Hog with 200+ def. rebounds in a season for stat record (212) Five-time SEC Freshman of the Week, which leads the league A versatile player who can be put in positions one through five No. 3 in defensive rebounds/gm (6.1) and 11 in rebounds in SEC
2	Samara Spencer So. G 1L 5-7 Fort Lauderdale, Fla. St. Thomas Aquinas Major: Recreation & Sport Management	Season: 35-35 Career: 66-62	14.5 13.5	3.8 3.7	4.3 3.7	33.8 32.0	<ul style="list-style-type: none"> Averaging 20.5 points, 4.0 rebounds and 6.5 assists/gm in WNIT Coming off 27 points vs. SFA and had 11 assists vs. LA Tech No. 4 in assists, 6 in free throw attempts (171) & FG attempts (437) & 15 in scoring in SEC, & No. 42 in total assists (151) in NCAA No. 7 most assists in a single season at Arkansas Named SEC Freshman of the Year, first for Arkansas since 2009 Led St. Thomas to state title as a senior
4	Erynn Barnum R-Sr. F 3L 6-2 Little Rock, Ark. Little Rock Central Major: Recreation & Sport Management	Season: 35-35 Career: 112-45	15.3 9.4	6.3 5.0	1.7 0.9	26.5 18.5	<ul style="list-style-type: none"> One of 10 for Katrina McClain Award & All-SEC Second Team Had six points, six rebounds and two steals vs. SFA Reached 1,000 points at Georgia and 500 rebounds vs. Ole Miss Recorded career-high 37 points vs. Ole Miss, 7th most points scored Never had a 20-point game prior to this year and now has nine In SEC, third in FG percentage (.561) and No. 9 in scoring and 14 in rebounds in the league, and No. 26 nationally in FG percentage
11	Rylee Langerman Jr. G 2L 5-9 Norman, Okla. Christian Heritage Major: Biology	Season: 35-0 Career: 80-7	2.5 2.5	3.6 3.2	0.6 0.7	17.7 16.5	<ul style="list-style-type: none"> Two-time SEC Community Service Team recipient & CSC Academic Had 10 rebounds, three assists & three steals in 28 minutes vs. SFA Registered big 3-pointer vs. Missouri in SECT & had four boards Spashed in 15 3-pointers this season Has been involved in several tie ups that have been big in games Appeared in all 32 games last season Dominated vs. Mizzou for career-high 17 points (5-for-6 from 3-point) Averaged 3.2 points and 3.7 rebounds per game last season
13	Sasha Goforth R-So. G 1L 6-1 Fayetteville, Ark. Oregon State Major: Human Development and Family Sciences	Season: N/A Career: 52-52	N/A 11.5	N/A 4.3	N/A 1.5	N/A 29.5	<ul style="list-style-type: none"> Won't see the floor this season, as she will be redshirting Had a 4.0 with 18 credit hours during the fall semester Only Hog to start all 32 games last season One of four players who averaged double digits in scoring, logging 11.5 points and 4.8 boards per game last season Led the team with 66 blocks, third most in program history Highly recruited player out of Fayetteville HS, No. 7 nationally
15	Ashlyn Sage R-Fr. G 1L 6-2 Weatherford, Okla. Weatherford Major: Psychology	Season: N/A Career: 15-0	N/A 1.2	N/A 0.8	N/A 0.1	N/A 5.2	<ul style="list-style-type: none"> Won't play in 2022-23 Started out collegiate career with a bang, going 2-of-2 from beyond the arc for six points vs. Tarleton State Played 15 games off the bench, seven of those SEC games No. 84 overall recruit in Premier Basketball's 2021 rankings
20	Karley Johnson Fr. G FR 5-9 Mustang, Okla. Mustang Major: Undecided	Season: 10-0 Career: 10-0	0.1 0.1	0.2 0.2	0.1 0.1	2.6 2.6	<ul style="list-style-type: none"> Only signee in fall class Scored first collegiate point off FT at Little Rock Made collegiate debut vs. UCA and has appeared in 10 games Tabbed a 2022 McDonald's All-American nominee As a senior at Mustang HS, averaged 12.3 points, 4.3 rebounds and 3.1 assists per game
21	Loren Lindsey Fr. G FR 5-11 Fayetteville, Ark. Fayetteville Major: Finance	Season: 9-0 Career: 9-0	0.0 0.0	0.1 0.1	0.0 0.0	1.9 1.9	<ul style="list-style-type: none"> Local standout player out of Fayetteville HS Made collegiate debut versus UCA and has played in nine games Tabbed to the All-Conference 6A West All-Defensive Team Named Northwest Arkansas Democrat Gazette Player of the Week Led team to state semifinals in 2020 with 55-53 win, and the championship game was not played due to Covid-19
22	Avery Hughes Sr. G 3L 5-7 Bentonville, Ark. Bentonville Major: Nursing	Season: 14-0 Career: 49-0	0.6 0.9	0.0 0.1	0.1 0.2	2.1 3.3	<ul style="list-style-type: none"> Has seen action in 14 games this year Recorded a season-high four points vs. Troy Played over two minutes against Missouri Logged season-high four points in three minutes against Troy Former walk-on, earned a scholarship prior to 2021-22 season Bentonville HS's second leading scorer
24	Jersey Wolfenbarger So. F 1L 6-5 Fort Smith, Ark. Northside Major: Psychology	Season: 33-3 Career: 63-26	3.8 5.6	3.4 3.8	0.2 0.6	16.1 19.0	<ul style="list-style-type: none"> Big contributor off the bench Registered nine points, two boards & three blocks vs. SFA in WNIT Logged season-high 15 points with six rebounds vs. Arkansas State Pulled down a career-high 12 boards against Oral Roberts Named to SEC All-Freshman Team No. 7 overall recruit and No. 1 wing player in the ESPN HoopGurlz 2021 recruiting rankings at the time of her signing
30	Maryam Dauda R-Fr. F FR 6-4 Bentonville, Ark. Bentonville Major: International Business	Season: 33-0 Career: 33-0	3.7 3.7	2.7 2.7	0.6 0.6	11.4 11.4	<ul style="list-style-type: none"> Logged four boards in eight minutes vs. SFA in WNIT Matched career-high 11 points with four rebounds, two assists and two blocks at No. 3/4 LSU Sat out during 2021-22 season recovering from ACL injury 13th-ranked player and top post player in the ESPN HoopGurlz 2021 recruiting class at her time of signing Consensus five-star recruit and McDonald's All-American
34	Chrissy Carr R-Sr. G TR 6-1 Eden Prairie, Minn. Syracuse Major: Operations Management	Season: 35-35 Career: 150-148	11.7 11.5	3.6 3.7	0.5 1.2	28.0 29.3	<ul style="list-style-type: none"> Led game with 17 points and five rebounds vs. LA Tech Had career-high 34 points w/ 6 triples vs. Missouri at SECT No. 7 in individual season 3-pointers for the program (81) Of active NCAA players, No. 11 in career 3-pointers & 60 in points Named to Paradise Jam All-Tournament Team First in 3PT att. (341), third in 3-PT (2.3) & sixth in 3PT% (.336) in SEC Across five seasons, has started in all but two games in her career
43	Makayla Daniels Sr. G 3L 5-8 Frederick, Md. Frederick Major: Recreation & Sport Management	Season: 32-32 Career: 118-118	12.7 11.8	3.9 3.4	2.9 2.6	32.1 28.3	<ul style="list-style-type: none"> Had 11 points, seven boards, three assists & two blocks vs. SFA Logged season-high 31 points at Vanderbilt for third 30-point game Recorded buzzer beating first game vs. Vanderbilt, tallying 16 points No. 7 in FT% (.769), 8 in 3-pointers (2.0) and 10 in steals (1.8) in SEC No. 12 all-time career scorer at Arkansas (1,421) One of 23 nationally to start in every collegiate game (min. 100 games) All-SEC Preseason Second Team choice Tabbed Paradise Jam Reef Tournament MVP
55	Emrie Ellis So. F 1L 6-3 Vanoss, Okla. Vanoss Major: Exercise Science	Season: 26-0 Career: 53-0	1.1 2.0	1.2 1.6	0.1 0.3	7.8 9.4	<ul style="list-style-type: none"> Coming off two points in 10 minutes vs. SFA in Postseason WNIT Logged season-high seven points w/ two blocks vs. Texas A&M Has averaged 8.2 minutes per game in last seven games Her five blocks vs. UAPB in 2021 was most by a freshman Hog since 2014 Had 11 points and five boards in 27 minutes vs. Auburn last year No. 48 overall recruit in ASGR's 2021 recruiting rankings

HC **Mike Neighbors**
Sixth season, 10th overall
Alma Mater: Arkansas '93

Career: 217-117 (10th)
AR: 119-76 (6)

- Started season 13-0
- Passed 100 wins at Arkansas and 200 in his career
- Proud Arkansas native

AHC **Todd Schaefer** Sixth Season

AC **Pauline Love** Sixth Season

Lacey Goldwire Fourth Season



Saylor Poffenbarger
R-Fr. | 6-2 | G
Middletown, Md.




Samara Spencer
So. | 5-7 | G
Fort Lauderdale, Fla.



Erynn Barnum
R-Sr. | 6-2 | F
Little Rock, Ark.



Rylee Langerman
Jr. | 5-9 | G
Norman, Okla.



Sasha Goforth
Jr. | 6-1 | G
Fayetteville, Ark.



Ashlyn Sage
So. | 6-2 | G
Weatherford, Okla.



Karley Johnson
Fr. | 5-9 | G
Mustang, Okla.



Loren Lindsey
Fr. | 5-11 | G
Fayetteville, Ark.



Avery Hughes
Sr. | 5-7 | G
Bentonville, Ark.



Jersey Wolfenbarger
So. | 6-5 | G/F
Fort Smith, Ark.



Maryam Dauda
R-Fr. | 6-4 | F
Bentonville, Ark.



Chrissy Carr
R-Sr. | 6-1 | G
Eden Prairie, Minn.



Makayla Daniels
Sr. | 5-9 | G
Frederick, Md.



Emrie Ellis
So. | 6-3 | F
Vanoss, Okla.



Mike Neighbors
Head Coach
Sixth Season



Todd Schaefer
Associate Head Coach
Sixth Season



Pauline Love
Assistant Coach
Sixth Season



Lacey Goldwire
Assistant Coach
Fourth Season



Amber Shirey
Director of Operations



Jayci Stone
Director of SA Development



Jeff Brazil
Special Assistant to the HC



Simone Rush
Head Athletic Trainer