



# RAZORBACKS®

## 2022-23 Women's Basketball Game Notes

Kylie Magar | Assistant Director, Communications  
E: kmagar@uark.edu | ArkansasRazorbacks.com

### 2022-23 SCHEDULE

Date	Opponent	Time	TV/RESULT
Nov. 2	vs. UAFA (exhibition)	7 PM	W, 92-62
Nov. 7	at UAPB	6 PM	W, 70-50
Nov. 11	Central Arkansas	10:30 AM	W, 72-34
Nov. 14	Tulsa	7 PM	W, 79-70
Nov. 17	Kent State	7 PM	W, 80-59
Nov. 20	at Little Rock	1 PM	W, 93-49
Nov. 24	Northern Arizona	5:45 PM	W, 82-73
Nov. 25	Clemson	8 PM	W, 76-62
Nov. 26	No. 25 Kansas State	8 PM	W, 80-53
Dec. 1	Troy	7 PM	W, 87-70
Dec. 4	Oral Roberts	2 PM	W, 92-58
Dec. 8	Lamar	7 PM	W, 63-50
Dec. 11	Arkansas State	3 PM	W, 77-63
Dec. 17	at No. 16/16 Creighton	1 PM	W, 83-75
Dec. 20	No. 16/15 Oregon+	3 PM	L, 85-78
Dec. 21	USF+	3 PM	L (OT), 66-65
Dec. 29	No. 9/9 LSU*	6 PM	L, 69-45
Jan. 1	at Kentucky*	1 PM	W, 71-50
Jan. 5	Florida*	7 PM	W, 102-74
Jan. 8	at Missouri*	2 PM	W, 77-55
Jan. 16	Vanderbilt*	6 PM	W, 84-81
Jan. 19	at No. 3/4 LSU*	8 PM	L, 79-76
Jan. 22	at No. 1/1 South Carolina*	2 PM	L, 92-46
Jan. 26	Alabama*	6 PM	L, 69-66
Jan. 29	Ole Miss*	4 PM	L (OT), 76-73
Feb. 5	at Auburn*	2 PM	W, 54-51
Feb. 9	at Vanderbilt*	8 PM	L, 78-70
Feb. 12	Missouri*	2 PM	W, 61-33
Feb. 16	Tennessee*	6 PM	L, 87-67
Feb. 19	at Georgia*	11 AM	L, 71-48
Feb. 23	at Mississippi State*	8 PM	L, 87-73
Feb. 26	Texas A&M*	11 AM	W, 78-65
March 2	(9) Missouri@	11 AM	W, 85-74
March 3	(1) No. 1/1 South Carolina@	11 AM	L, 93-66
March 16	Louisiana Tech^	7 PM	W, 69-47
March 20	SFA^	7 PM	W, 60-37
March 24	Texas Tech^	7 PM	W, 71-66
March 26	Kansas&	2 PM	ESPN+

\*-SEC Contest

S-Paradise Jam (St. Thomas, U.S. Virgin Islands)

+San Diego Invitational (San Diego, Calif.)

@ - SEC Tournament (Greenville, S.C.)

^ - Postseason WNIT (Fayetteville, Ark.)

& - Postseason WNIT (Lawrence, Kan.)

All Times CT

### 37 ARKANSAS VS. KANSAS | WNIT | BUD WALTON ARENA | MARCH 26 AT 2 PM | ESPN+

Arkansas  
Razorbacks



Kansas  
Jayhawks

Record ..... 24-12  
Conference Record ..... 7-9 (SEC)  
AP Poll ..... N/A  
USA Today Coaches Poll ..... N/A  
Head Coach ..... Mike Neighbors  
HC Record at UofA (Yrs) ..... 120-76 (sixth season)  
HC Career Record (Yrs) ..... 218-117 (10th season)  
Neighbors' Record vs. Kansas ..... 0-1

Record ..... 22-11  
Conference Record ..... 9-9 (Big 12)  
AP Poll ..... N/A  
USA Today Coaches Poll ..... N/A  
Head Coach ..... Brandon Schneider  
HC Record at Kansas (Yrs) ..... 104-136 (eighth season)  
HC Career Record (Yrs) ..... 505-274 (25th season)  
Record vs. UofA ..... 1-1

### LAST STARTING 5



#### #43 MAKAYLA DANIELS

Sr. | G | 5-8 | Frederick, Md.

PPG	RPG	APG	MPG
13.0	4.0	2.9	32.3



#### #2 SAMARA SPENCER

So. | G | 5-7 | Fort Lauderdale, Fla.

PPG	RPG	APG	MPG
14.4	3.8	4.3	33.8



#### #0 SAYLOR POFFENBARGER

R-Fr. | F | 6-2 | Middletown, Md.

PPG	RPG	APG	MPG
8.7	6.9	2.4	32.4



#### #34 CHRISSY CARR

R-Sr. | G | 6-1 | Edern Prairie, Minn.

PPG	RPG	APG	MPG
11.8	3.5	0.6	28.0



#### #4 ERYNN BARNUM

R-Sr. | F | 6-2 | Little Rock, Ark.

PPG	RPG	APG	MPG
15.1	6.4	1.8	26.6

### SNAPSHOT:

- Was huge in Postseason WNIT Super 16 win over TTU with 21 points and eight rebounds
- No. 11 (1,442) on all-time scoring list at Arkansas
- No. 8 in FT% (.771), No. 8 in 3-pointers/gm (2.0) and No. 19 in scoring (13.0) in the SEC
- Preseason All-SEC Second Team choice

### SNAPSHOT:

- Nearly outscored SFA in WNIT Second Round with 27 points and followed up with 10 vs. TTU
- Has 154 assists, seventh most in a single season, and No. 20 in career assists (254)
- No. 5 in assists and No. 15 in scoring in SEC
- Tabbed the 2022 SEC Freshman of the Year

### SNAPSHOT:

- SEC All-Freshman Team & five-time FOW
- Registered eight points and nine rebounds vs. TTU in Super 16 Postseason WNIT

- Only Hog with 200+ def. rebounds in a season with single-season record (219) & No. 3 in rebounds
- No. 3 in def. RPG & No. 11 in rebounding in the SEC

### SNAPSHOT:

- Delivered big shots vs. TTU with 17 points
- Leads with 85 triples, seventh most in single season
- Has started in 149 career games
- No. 4 in 3-pointers per game (2.4) and 6 in 3-point percentage (.339) in SEC

### SNAPSHOT:

- Coming off five points and 10 boards vs. TTU in WNIT Super 16
- Reached 1,000 career-points at Georgia
- Katrina McClain Midseason Top 10 & All-SEC 2nd Team
- Third in FG% (.563) & 10th in scoring in SEC

### FOLLOW, WATCH & LISTEN



@RAZORBACKWBB

TV: ESPN+

On the Call: Josh Klingler and Wayne Simien

Razorback Sports Network from Learfield (Radio)

Phil Elson - <http://143.223.155.160/audio>  
Fayetteville - KQSM-FM-92.1 /// KYNG-AM - 1590\*  
Fort Smith - KFPW-AM-1230 /// KHGG-AM-1580





## NEIGHBORHOOD WATCH

→ Arkansas moves on to the Great 8 of the Postseason WNIT, marking the fourth time in program history the Razorbacks have advanced to the fourth round of the tournament

→ This is Arkansas' first appearance in the Great 8 since 2011 when the field was expanded to 64 teams

→ In Arkansas' eighth WNIT appearance, the Razorbacks are 1-2 in fourth-round games

→ Arkansas will face a Kansas team that is 22-11 and finished the Big-12 at 9-9, which was seventh in the league. The Jayhawks have been rolling in the Postseason WNIT with decisive victories over WKU (86-72), Missouri (75-47) and Nebraska (64-55) at home

→ The Razorbacks will face the Jayhawks for the ninth time in the all-time series that is tied at 4-4. These two teams last played one another in 2017, resulting in a 71-60 loss for Arkansas on the road

→ In Arkansas' first two WNIT games, the Razorbacks are holding opponents to 50.0 points per game, including beating a program WNIT record twice in defensive points allowed with Louisiana Tech (47) and then SFA (37)

→ The Razorbacks are 24-12, which marks the program's 22nd 20-win season, third under **Mike Neighbors**. This ties for most program wins since 2019-20 when that team went 24-8. Another win would mark the most for Arkansas since 1989-90, as that team finished 25-5

→ This marks the longest season in program history at 139 days

→ Arkansas received the automatic qualifying bid to the WNIT as the SEC's highest finisher among teams not chosen for the NCAA Tournament

→ This WNIT appearance is Arkansas' 26th in the postseason, while the Razorbacks are 19-6 in WNIT games

→ In the **Neighbors** era, this is his fifth postseason appearance with Arkansas (three NCAA Tournaments including 2020 and now two WNITs)

→ Only three schools in the SEC have qualified for postseason tournaments in each of the past five seasons with Arkansas being one of them. Tennessee and South Carolina are the other two

→ Arkansas is coming off a quarterfinal appearance at the SEC Tournament the fourth time in the last five seasons. The Razorbacks defeated Missouri, 85-74, in the second round, but fell to No. 1, eventual SEC Champion South Carolina, 93-65, in the quarterfinals

→ Arkansas finished the SEC slate 7-9 to come in eighth in the league. Historically for the program, seven wins is tied for the fourth most wins in SEC play

→ The team started the season 13-0 and finished the non-conference slate at 13-2, which was the best start for Arkansas since 2013

→ On the All-SEC teams, **Erynn Barnum** earned a spot on the SEC Second Team, while **Saylor Poffenbarger** was named to the SEC All-Freshman Team

→ **Barnum** leads the team in scoring with 15.1 points and a .563 field goal percentage, which led the SEC for majority of the season. She surpassed 1,000 points in her career and became the 18th Razorback to join the 1,000 points/500 rebound club

→ **Barnum** was one of 10 candidates for the Katrina McClain Award, given to the best power forward in the country

→ **Samara Spencer** is the second leading scorer with 14.4 points per game and leads the team in assists with 15.4. Her 4.3 assists per game is the fifth most in the SEC

→ **Makayla Daniels** leads the team in steals with 56 and averages 12.7 points per game

→ **Daniels** keeps moving up in career top 10-20 lists, sitting No. 11 in points (1,442), No. 4 in career starts (121), No. 8 in career 3-pointers (175) and No. 13 in career assists (313)

→ **Chrissy Carr** logs 11.8 points per game and leads the squad with 85 3-pointers

→ **Poffenbarger** leads the team in rebounding with 6.9 per game and has 39 blocks. She is also the record holder for single-season defensive rebounds with 219, while being the first Hog to pull down 200+ defensive boards in a season (since the stat has been tracked)

→ The team is second in least turnovers committed per game in the SEC with 13.4 per game

→ Arkansas gets to the line 23.47 times per game, which is second in the conference and sixth in the country. The Razorbacks' 15.78 makes from the free throw line per game is third in the SEC and 12th in the NCAA

→ Arkansas leads the SEC in 3-point attempts per game (27.3), which is ninth in the country, and No. 2 in 3-pointers per game (8.3) in the league. For the program, Arkansas set a record for 3-point attempts in a season (984) and is second in 3-pointers made in a season (298)

→ Head coach **Neighbors** earned his 200th win in late November at the Paradise Jam in the Virgin Islands versus Northern Arizona (W, 82-73) and surpassed 100 wins at Arkansas following the team's 80-59 win over Kent State

→ **Neighbors** has most wins of any DI collegiate coach with exactly 10 years of experience

→ The Razorbacks were projected to finish fourth in the SEC Preseason Media Poll and tied for fifth in the SEC Preseason Coaches Poll. **Daniels** represents Arkansas on the Preseason Second Team (Coaches Poll)

## SCOUTING KANSAS ABOUT THE JAYHAWKS

→ The Jayhawks are 22-11, while having finished seventh in the Big 12 with a 9-9 mark. Kansas was the first team left out of the NCAA Tournament

→ Alike Arkansas, almost all five of Kansas' starters are averaging double digits with the fifth leading scorer just shy of putting up 10 points per game

→ **Zakiyah Franklin** leads Kansas with 15.8 points per game, while pacing the team in assists with 10.7 total. She was an All-Big 12 First Team selection

→ A double-double machine with 20 this year, All-Big 12 First Team and All-Defensive Team choice **Taiyanna Jackson** registers 15.0 points and a team-leading 12.5 rebounds per game. She also has a team's most 99 blocks

→ **Holly Kersgieter** was an All-Big 12 Honorable Mention selection and leads the team in steals with 58, while also averaging 13.8 points per game, while **Wyvette Mayberry** logs 11.4 points per game

→ Kansas fell to TCU in the first round of the Big 12 Tournament, 57-52

→ The Jayhawks are rolling in the Postseason WNIT, beating WKU (67-72) and Missouri (75-47), while also coming off a 64-55 victory over Nebraska in the Super 16

## ABOUT THE HEAD COACH

→ **Brandon Schneider** has built something special for the women's program in Lawrence, as he is in his eighth season at the helm after leading the 2021-22 team to the program's largest win improvement, the first 20-win season since 2012-13 and an NCAA Tournament First Round win over Georgia Tech (77-58)

→ **Schneider** was named Big 12 Coach of the Year last year, marking his fifth conference coach of the year honor

→ Across 25 seasons, **Schneider** holds over 500 career wins and won the 2010 NCAA Division II National Championship. His previous head coaching stops are at SFA (2010-15) and Emporia State (1998-10)

## BENCHMARK PERFORMANCES

10+ POINTS	19-20	20-21	21-22	22-23	TOT
Makayla Daniels	12	19	19	26	76
Erynn Barnum	4	9	6	26	45
Samara Spencer	-	-	20	25	45
Chrissy Carr	-	-	-	20	20
Jersey Wolfenbarger	-	-	12	2	14
Saylor Poffenbarger	-	-	-	13	13
Maryam Dauda	-	-	-	4	4
Rylee Langerman	-	0	1	1	2
Emrie Ellis	-	-	1	0	1

20+ POINTS	19-20	20-21	21-22	22-23	TOT
Makayla Daniels	2	1	5	4	12
Samara Spencer	-	-	3	8	11
Erynn Barnum	0	0	0	9	9
Chrissy Carr	-	-	-	3	3
Saylor Poffenbarger	-	-	-	2	2

30+ POINTS	19-20	20-21	21-22	22-23	TOT
Makayla Daniels	0	0	2	1	3
Chrissy Carr	-	-	-	1	1
Erynn Barnum	0	0	0	1	1
Samara Spencer	-	-	0	1	1

5+ 3-POINTERS	19-20	20-21	21-22	22-23	TOT
Chrissy Carr	-	-	-	4	4
Samara Spencer	-	-	1	2	3
Makayla Daniels	1	0	1	0	2
Rylee Langerman	-	0	1	0	1

50% FG (8 ATT.)	19-20	20-21	21-22	22-23	TOT
Erynn Barnum	3	6	3	18	30
Makayla Daniels	4	3	10	3	20
Samara Spencer	-	-	8	8	16
Jersey Wolfenbarger	-	-	6	1	7
Chrissy Carr	-	-	-	6	6
Saylor Poffenbarger	-	-	-	5	5
Rylee Langerman	-	0	1	0	1

10+ REBOUNDS	19-20	20-21	21-22	22-23	TOT
Saylor Poffenbarger	-	-	-	8	8
Erynn Barnum	1	1	1	3	6
Jersey Wolfenbarger	-	-	2	1	3
Rylee Langerman	-	0	1	1	2
Makayla Daniels	0	0	1	0	1

5+ ASSISTS	19-20	20-21	21-22	22-23	TOT
Samara Spencer	-	-	5	12	17
Makayla Daniels	3	2	6	5	16
Saylor Poffenbarger	-	-	-	6	6
Erynn Barnum	0	0	0	3	3

3+ BLOCKS	19-20	20-21	21-22	22-23	TOT
Erynn Barnum	3	1	0	3	7
Jersey Wolfenbarger	-	-	2	3	5
Saylor Poffenbarger	-	-	-	3	3
Emrie Ellis	-	-	2	0	2
Chrissy Carr	-	-	-	1	1
Maryam Dauda	-	-	-	1	1

5+ STEALS	19-20	20-21	21-22	22-23	TOT
Makayla Daniels	4	1	1	1	7
Erynn Barnum	0	0	2	1	3
Rylee Langerman	-	0	1	0	1
Samara Spencer	-	-	1	0	1

DOUBLE-DOUBLES	19-20	20-21	21-22	22-23	TOT
Saylor Poffenbarger	-	-	-	4	4
Erynn Barnum	1	1	0	2	4
Jersey Wolfenbarger	-	-	2	0	2
Makayla Daniels	0	0	1	-	1

## Stat Comparison

UA	KU
72.4	72.9
65.3	63.2
400	439
376	374
303	317
8.3	5.8
672	756
38.0	42.2
13.3	13.4
13.4	15.5
+2.9	-1.2
6.8	7.7
4.4	4.9



## 2022-23 SOUTHEASTERN CONFERENCE STANDINGS

CONFERENCE STANDINGS														
	CONFERENCE				OVERALL					AP				COACHES
	W-L	Pct.	H	A	W-L	Pct.	H	A	N	Streak	vs T10	vs T25	vs T10	vs T25
South Carolina^	16-0	1.000	8-0	8-0	34-0	1.000	17-0	13-0	4-0	W34	3-0	5-0	3-0	7-0
LSU	15-1	.938	8-0	7-1	31-2	.939	17-0	8-1	5-1	W3	1-1	3-1	1-1	3-1
Tennessee	13-3	.810	7-1	6-2	25-11	.694	16-4	6-4	3-3	W2	1-6	1-8	1-6	1-8
Ole Miss	11-5	.688	6-2	5-3	25-9	.735	14-2	8-4	3-3	L1	1-3	2-4	1-3	3-4
Mississippi State	9-7	.563	6-2	3-5	22-11	.667	14-2	3-7	5-2	L1	0-3	0-3	0-2	0-4
Alabama	9-7	.563	4-4	5-3	20-11	.645	11-4	8-4	1-3	L5	0-2	0-3	0-2	1-3
Georgia	9-7	.563	6-2	3-5	22-12	.647	13-3	4-6	5-3	L1	0-6	0-6	0-5	0-6
Arkansas	7-9	.438	4-4	3-5	24-12	.667	14-4	6-5	4-3	W3	0-4	2-5	0-4	1-3
Missouri	6-10	.375	3-5	3-5	18-14	.563	11-6	5-6	2-2	L1	0-2	0-3	0-3	0-3
Auburn	5-11	.312	4-4	1-7	16-15	.516	14-5	1-8	1-2	L1	0-4	0-4	0-4	0-4
Florida	5-11	.312	3-5	2-6	19-14	.576	12-5	5-7	2-2	W3	0-0	0-1	0-0	0-1
Vanderbilt	3-13	.188	3-5	0-8	12-19	.387	9-7	3-9	0-3	L3	0-2	0-3	0-2	0-4
Texas A&M	2-14	.125	2-6	0-8	9-20	.310	7-8	0-11	2-1	L1	0-3	0-3	0-3	0-3
Kentucky	2-14	.125	1-7	1-7	12-19	.387	7-10	2-7	3-2	L1	0-3	0-5	0-3	0-6
^SEC Champion / SEC Tournament Champion														

<sup>A</sup>SEC Champion / SEC Tournament Champion

## 2022-23 SEC Preseason Media Poll

1. South Carolina
2. Tennessee
3. LSU
4. **Arkansas**
5. Ole Miss
6. Florida
7. Kentucky
8. Mississippi State
9. Georgia
10. Alabama
11. Texas A&M
12. Missouri
13. Auburn
14. Vanderbilt

## 2022-23 SEC Preseason Coaches' Poll

1. South Carolina
2. Tennessee
3. LSU
4. Alabama
5. **Arkansas**
6. Mississippi State
7. Florida
8. Ole Miss
9. Georgia
10. Kentucky
11. Texas A&M
12. Missouri
13. Auburn
14. Vanderbilt

## SERIES HISTORY OF KANSAS VS. ARKANSAS

- Sunday's game marks the ninth of the all-time series and will serve as a tiebreaker, as the two teams are 4-4 in games played head-to-head
- The last time game of the series was played in the non-conference slate in 2017, as the Razorbacks fell 71-60 in Lawrence
- This series first game was played in 1983 on a neutral floor in Minneapolis, as Arkansas won 72-53
- Arkansas is 1-2 in games played in Lawrence
- These two teams have played one another in the postseason twice, sharing a 1-1 record after facing each other in the NCAA Tournament in 1998 in Oakland, California (W, 79-63) and 2009 in Manhattan, Kansas (L, 75-59)

## LAST TIME OUT

- In a game of many runs, Arkansas gutted out a 71-66 win over Texas Tech at home in the Postseason WNIT to advance to the Great 8 for the first time since 2011, while marking the fourth time the Razorbacks have moved on to the fourth round of the tournament
- Arkansas began the game on a 15-0 run, and although the teams were tied at halftime, the Razorbacks outscored the Lady Raiders 19-14 in the third quarter
- Senior **Makayla Daniels** was a difference maker, scoring 16 of her team-leading 21 points in the second half. She also pulled down eight rebounds, drew eight fouls to go 8-of-10 from the free throw line and had three assists
- **Chrissy Carr** made two of her four 3-pointers late in the fourth quarter, which were huge, as she finished with 17 points
- **Samara Spencer** found her way in double digits in scoring once again with 10 points, while also drawing eight fouls and getting three assists and two steals
- **Jersey Wolfenbarger** continues to provide a big spark off the bench, logging eight points off 3-of-5 shooting from the field
- Arkansas outscored Texas Tech in second-chance points, 16-8, and fast break points, 15-2
- The Razorbacks logged 11 3-pointers

## WNIT HISTORY

- Arkansas has played in the WNIT /WNIT/AIAW 12 times, with this year marking the program's 13th appearance
- The Razorbacks are now 19-6 in the WNIT in its eighth appearance, 4-2 in the WNIT with two appearances and 3-3 in the AIAW Tournament with three appearances
- In fourth round games played in the WNIT, Arkansas is 1-2
- Arkansas is a perfect 7-0 in the first round of the WNIT after its win over LA Tech in the first round of the 2023 Postseason WNIT
- The team's last appearance in the WNIT came in 2019, where Arkansas made it to the third round, Arkansas defeated Houston (88-80 in OT) and UAB (100-52) before losing to TCU (82-78) in all games played in Fayetteville. The program used the WNIT as a jump starter in which the team went on to qualify for three straight NCAA Tournaments
- Arkansas won the WNIT in 1999 with its 67-64 win over Wisconsin in the championship game breaking a Bud Walton Arena attendance record at 14,163, which is the fifth best attendance in WNIT history
- Past WNIT champions are programs that have fared well in the previous years. South Dakota State (2022) was an NCAA Tournament team this year along with Arizona (2019), 2023 No. 1 seed Indiana (2018), Michigan (2017) and UCLA (2015)

## AN ARKANSAS WIN MEANS...

- The most victories for the program since 1989-90 with 25 wins
- Advancing to the Fab 4 to mark the program's first semifinal appearance since 1999 when that team won the WNIT Championship
- Improving to 20-6 all-time in WNIT games
- Going to 2-2 in fourth round game of the WNIT
- Advancing to play a fifth game in the tournament for just the second time
- The first win for Arkansas over Kansas since 2013
- Ending Kansas' season in a sport for the third time this year to follow football and men's basketball's lead
- Potentially another home game at Bud Walton Arena

## MIDSEASON TOP 10

- **Erynn Barnum** was named one of 10 chosen to the Katrina McClain Power Forward of the Year Midseason Top 10 list, becoming the first Razorback to be named to this award's watch list or midseason list
- Being one of 20 on the original preseason watch list, she became the first Arkansas player to make a preseason watch list for an award since the 2020-21 season

## ALL-CONFERENCE QUEENS

- **Erynn Barnum** earned All-SEC Second Team honors, marking the fourth straight year Arkansas has had an All-Conference recipient. She leads the Razorbacks with 16.4 points per game and 6.6 rebounds per game, while also leading the SEC in field goal percentage (.573)
- **Saylor Poffenbarger** is an All-SEC Freshman Team recipient. She is a five-time SEC Freshman Team recipient, leading the Razorbacks with 6.6 rebounds per game and 35 total blocks

## BARNUM BUCKETS

- **Erynn Barnum** is an All-SEC player, being named on the All-SEC Second Team
- Delivered five points, 10 rebounds, two assists and two steals vs. Texas Tech in the Postseason WNIT Super 16
- Has ninth most points scored in a single season at Arkansas with 542, as well as No. 4 in single-season free throw attempts with 198
- Moved up to No. 29 on the all-time scoring list with 1,059 points, while sitting No. 23 in career rebounds with 571



→ She is the 32nd member of the 1,000-point club and 18th of the 1,000-point, 500-rebound group. Surpassed both milestones this season

→ Talled an incredible 37-point performance against Ole Miss, tying for the seventh most points scored in a game by a Razorback. She also surpassed 500 rebounds, becoming the 30th member of the 500-rebound club at Arkansas

→ Leads the team with nine 20-point games, never having one prior to this season

→ Only player to have two perfect shooting days in the SEC this year, going 8-of-8 vs. Arkansas State and 5-of-5 at Little Rock

→ Among active SEC players, sits No. 10 in career rebounds (571) and No. 13 in scoring (1,059)

→ SEC statistical rankings: second in free throw attempts (198), third in field goal percentage (.563), ninth in offensive rebounds (2.44), 10th in scoring (15.04), 14th in rebounds (6.42) and 15th in free throw percentage (.631)

→ In SEC games, she averaged 16.75 points per game, which was seventh in the league

→ NCAA statistical rankings: 21st in free throw attempts and 26th in field goal percentage

→ Longest tenured Razorback, with this being her fifth year (redshirted in 2018-19)

→ Last season averaged 7.6 points and 4.8 rebounds per game. She started in 10 of 22 games, missing a large part of the year due to injury

## MAK ATTACK

→ This team is four-year veteran **Makayla Daniels**, team, who has shown consistency through her four seasons as a Razorback

→ Showcased how much of a big-time player she is by delivering 16 of her 21 points in the second half of the Postseason WNIT Super 16 game vs. Texas Tech. She also pulled down eight rebounds and drew eight fouls to go 8-of-10 from the line

→ Has averaged 12.3 points, 6.0 rebounds and 2.6 assists per game in the Postseason WNIT

→ Averaged 14.5 points, 3.5 3-pointers, 2.0 assists and 1.5 steals per game in the SEC Tournament

→ Registered the third 30-point game of her career with a season-high 31 points off 11-of-23 shooting at Vanderbilt

→ Sits No. 11 on the all-time scoring list at Arkansas with 1,442 points, needing 18 more to surpass **Christy Smith** (1,459) and crack the top 10

→ Also ranks No. 4 in career starts (121), No. 8 career 3-pointers (175) and No. 13 in career assists (313)

→ Has fourth most steals (192), as well as fifth most points and assists among active SEC players

→ SEC statistical rankings: seventh in 3-point percentage (.332), eighth in free throw percentage (.771), 3-pointers per game (2.0) and minutes per game (32.26), 15th in steals (1.70) and 19th in scoring (12.97)

→ Underrated defender who can hold a team's leading guard well below their scoring average

→ Won Paradise Jam Reef Tournament MVP, averaging 17.3 points, 5.7 rebounds, 2.7 assists and 2.0 steals per game

→ Was No. 1 on SportsCenter for her buzzer beater against Vanderbilt in game where she finished with 16 points

→ Earned a spot on the SEC Preseason Second Team, her first recognition by the league since she was SEC Freshman of the Week in 2019-20

→ Last season averaged 14.0 points and a team-leading 5.3 rebounds. **Daniels** also averaged 2.9 assists and 1.8 steals per game

## KEEPING IT 100!

→ **Makayla Daniels** is one of 23 players in collegiate women's basketball to start in all games they have appeared in with a minimum 100 contests

→ No. 14 for most starts among active players

→ Notable names on the list

- 158 - Ashley Joens (Iowa State)
- 155 - Thelma Dis Agustsdottir (Ball State)
- 153 - Cate Reese (Arizona)
- 141 - Lindsey Thall (Kent State)
- 136 - Aliyah Boston (South Carolina)
- 136 - Lou Lopez-Senechal (UConn/Fairfield)
- 135 - Zia Cooke (South Carolina)
- 134 - Ciaja Harbison (Vanderbilt/Saint Louis)
- **121 - Makayla Daniels (Arkansas)**
- 120 - Elizabeth Kitley (Virginia Tech)
- 119 - Lauren Park-Lane (Seton Hall)
- 118 - Amari Young (Old Dominion)

4 - Social | @RazorbackWBB

## WHAT'S HE SAYIN'?

Trying to figure out what Coach Neighbors is saying on the bench? Don't worry - he has a language all his own.

Coach Neighbors plays Positionless Basketball. Instead of having guards, forwards and centers, he has Rabbits, Rackers, Locks and Dragons.



Rabbits run the floor and look to score quickly with a layup.



Rackers bring the ball up the floor, and are trying to get to the rack.



Locks, generally good three-point shooters, are trying to win the race to the corners.



The Dragon is the last player down the court, dragging behind the others.

## SPEEDY SAM

→ **Samara Spencer** was named the 2022 SEC Freshman of the Year, and has continued to be big for the team in her sophomore campaign

→ Dominates the paint with her speed to the basket, can get to the free throw line and shoot the 3-pointer with great accuracy

→ In Postseason WNIT games, averages 17.0 points, 3.7 rebounds and 5.3 assists per game

→ Coming off 10 points, three assists and two steals and drew eight fouls vs. Texas Tech in Postseason WNIT Super 16. Had a game-leading 27 points in the game before that vs. SFA

→ Logged second career double-double with 14 points and a career-high 11 assists in the WNIT First Round vs. LA Tech, which tied a program WNIT record

→ Her two double-doubles this season with points and assists marks the first time since 2016-17 a Razorback has had more than one double-double with points and assists in a season (last was **Jailyn Mason**)

→ Has earned 26 double-digit scoring games, eight 20+ point contests, as well as one 30-point game and two double-doubles

→ Put up a career-high 32 points against Oral Roberts, shooting 10-of-17 from the field with a career-high six 3-pointers

→ Among active SEC players, No. 20 in career points (898)

→ SEC statistical rankings: fourth in minutes (33.85), fifth in assists (4.28) and free throw attempts (181), sixth in field goal attempts (44.7), 10th in assist/turnover ratio (1.47), 13th in 3-pointers made per game (1.75) and 15th in scoring (14.42)

→ NCAA statistical rankings: 40th in total assists (154) and 47th in free throw attempts

→ Her 154 assists this season is seventh most in a single season by a Razorback. She has 13 games with 5+ assists this year

→ **Spencer** averaged 12.2 points, 3.7 rebounds, 3.1 assists, 1.2 steals and 30.1 minutes per game last season, while leading team with 96 assists

## POFFEN OFF!

→ **Saylor Poffenbarger** is a big guard. If you need her to play any position one through five, she can handle it

→ Named to the SEC All-Freshman Team

→ Registered eight points, nine rebounds and two assists vs. Texas Tech in the Postseason WNIT Super 16

→ Single-season defensive rebound record holder at Arkansas with 219, while being

## OUR RECORD WHEN ...

Overall .....	24-12
Home / Away / Neutral .....	14-4/6-5/4-3
SEC .....	7-9
Home / Away .....	4-4/3-5
White Uniforms .....	17-5
Cardinal Uniforms .....	6-5
Anthracite Uniforms .....	1-2

### LEADS/QUARTERS/HALFTIME/OT

Leading after the 1st quarter .....	18-3
Leading after the 2nd quarter/Half .....	21-2
Leading after the 3rd quarter .....	22-3
Leading at the half, home .....	11-1
Leading at the half, road/neutral .....	10-1
Tied at the half, home .....	1-0
Tied at the half, road/neutral .....	1-0
Games decided by 5 points or fewer .....	3-4
Games decided by 10 points or fewer .....	6-5
Leading with 5:00 left .....	24-3
Leading with 2:00 left .....	24-2
Overtime games .....	0-2

### OFFENSE

Scoring less than 70 points .....	6-8
Scoring 70-79 points .....	9-4
Scoring 80-89 points .....	6-0
Scoring 90-99 points .....	2-0
Scoring 100+ points .....	1-0
2 Players Or Less in Double Figures .....	1-4
3 Players in Double Figures .....	13-6
4 Players in Double Figures .....	6-1
5 Players in Double Figures .....	3-1
5+ Players in Double Figures .....	1-0
When shooting 50 percent or higher .....	1-0
When shooting less than 50 percent .....	23-12

### REBOUNDING/TURNOVERS

When outrebounding opponent .....	18-0
When outrebounded .....	5-12
When rebounds are even .....	1-0
When grabbing 10+ offensive reb .....	16-5
When forcing 15+ turnovers .....	13-8
When committing less than 15 turnovers .....	17-9
When committing 15+ turnovers .....	7-3

### Top Scorers (Includes Ties)

Barnum ... @UAPB, UCA, TU, UO, USF, @UK, @LSU, Bama, Ole Miss, @AUB, Tenn	
Carr ..... @LR, K-ST, LU, UF, MIZ, @UGA, MIZ, LA Tech	
Daniels ..... CLEM, UF, @Vandy, TTU	
Spencer.. @UABP, Kent, NAU, Troy, ORU, A-St., CU, LSU, UF, Vandy, @SC, @MSU, TAMU, SFA	
Poffenbarger ..... @UK, UF, @MIZ, SC	

### Top Rebounders (Includes Ties)

Barnum .....	
@UAPB, UCA, @LR, NAU, CLEM, Troy, @UK, UF, @MIZ, Vandy, @LSU, Bama, Ole Miss, @Vandy, MIZ, @UGA, TTU	
Carr ..... NAU, TAMU	
Daniels ..... LSU, Ole Miss, Tenn	
Langerman..... SC, SFA	
Poffenbarger ... TU, @LR, CLEM, ORU, LU, A-St., CU, UO, USF, UF, @AUB, @UGA, @MSU, MIZ, LA Tech	
Spencer..... Kent, K-ST	
Team.....@SC	
Wolfenbarger ..... LSU, Tenn	

### Months

November .....	8-0
December .....	5-3
January .....	4-4
February .....	3-4
March.....	4-1







→ Recovered from an ACL injury she suffered from in high school last season.  
→ Was a top player out of high school, as the No. 13 player in the country according to ESPN HoopGurlz. She was also a McDonald's All-American

## SE OKLAHOMA'S BEST KEPT SECRET

→ **Emrie Ellis** played a lot as a freshman and has seen more minutes in the second half of the season.  
→ Coming off four minutes played with one rebound and a steal vs. Texas Tech in the Postseason WNIT Super 16.  
→ Best game of the season came vs. Texas A&M, logging seven points, three rebounds and two blocks in 12 minutes off the bench against Texas A&M.  
→ Has averaged 6.9 minutes per game in last seven game appearances.  
→ Recorded five points off a perfect 1-of-1 shooting from 3-point and two free throws against Florida. Her first of two free throws elevated the Razorbacks to 100 points.  
→ **Ellis** saw a lot of time on the court as a rookie, appearing off the bench in 27 games to average 2.9 points, 2.1 rebounds, 0.8 blocks and 10.8 minutes per game.  
→ Her career-best game came when the team needed her the most against Auburn last season, tallying 11 points and five boards in the thrilling win.

## VETERAN PRESENCE

→ The team has three players who have been on the team for 4+ years.  
→ Those three student-athletes are **Erynn Barnum**, **Makayla Daniels** and **Avery Hughes**.  
→ **Hughes** is a former walk-on, she earned a scholarship ahead of last season. She became the first walk-on for **Coach Neighbors** and staff at Arkansas. She logged a season-high four points against Troy.  
→ Has appeared in 14 games this season, 49 in her career.

## THE FRESHIES

→ The Razorbacks have two true freshmen on the roster.  
→ **Karley Johnson** was the lone member of the fall signing class and has appeared in 10 games.  
→ **Johnson** is McDonald's All-American nominee and four-time Oklahoman's Super 5 Honorable Mention choice.  
→ **Loren Lindsey** is a 5-11 local product by way of Fayetteville High School. She joins the team as a walk-on.  
→ **Lindsey** has appeared in nine games.

## WE LOVE SASHA

→ **Sasha Goforth** has made the decision to sit out from playing basketball this season. She is redshirting during the 2022-23 season and is still on scholarship, engages in team activities and supports the players and coaches on the bench.  
→ During the fall semester, she earned a 4.0 GPA with 18 credit hours as a human development & family sciences major.  
→ Last season after transferring from Oregon State, Goforth was the only Hog to start in all 32 games. She logged 11.5 points, 4.8 rebounds and 2.1 blocks per game last season.

## SEC SAYLOR

→ **Saylor Poffenbarger** has won SEC Freshman of the Week five times this season, with her first two honors coming in back-to-back weeks and the most recent two also coming on consecutive weeks.  
→ Her five weekly honors is the most among freshmen.  
→ The fifth award she won was against Vanderbilt with 13 points and five boards.  
→ She had her fourth weekly award after averaging 20.0 points and 7.0 rebounds in Arkansas' big wins vs. Florida and Missouri. She logged a career-high 24 points at Mizzou.  
→ The first time, she won the award following an impressive showing at the Paradise Jam,

averaging 12.3 points, 6.7 rebounds, 3.0 assists and 1.0 steal per game, while being instrumental to the team's Paradise Jam Reef Tournament Championship.

→ Her second honor came after averaging a near double-double of 11.5 points and 8.0 rebounds per game across the team's wins over Troy (87-70) and Oral Roberts (92-58).  
→ The third award came after her third double-double of the season in Arkansas' huge road win at No. 16 Creighton, where she recorded 16 points and 11 rebounds.

## BACKCOURT MATES

→ **Samara Spencer** and **Makayla Daniels** can be looked at as one of the top point guard duos in the country.  
→ Together this year, the two are averaging a combined 27.4 PPG, 7.8 RPG and 7.3 APG.  
→ The two have combined for 52 double digit scoring games and 12 20+ point contests.  
→ Last season, they combined for 39 double digit scoring games and eight 20+ point contests.

## CLEAN GAME

→ The team has been limiting turnovers to 13.4 per game, which is second in the SEC and 40th in the NCAA.  
→ Arkansas has committed less than 15 turnovers in 27 games.  
→ The Razorbacks logged just five turnovers against Tennessee, a season's best, along with seven vs. LA Tech.

## GETTING TO THE LINE

→ Arkansas is sixth in the country in free throw attempts (23.47) and No. 15 in free throw makes per game (15.78).  
→ The Razorbacks are No. 2 in attempts and 3 in makes in the SEC.  
→ Went 13-of-15 from the line vs. LA Tech.  
→ Arkansas went to the line a season-high 39 times at Auburn.

## DRIP, DRIP, SPLASH

→ One thing about Arkansas women's basketball that hasn't changed is the team's ability to shoot from the outside.  
→ Arkansas is leading the SEC in 3-point attempts per game (27.3), which is ninth in the country.  
→ The team is also second in the SEC in 3-pointers per game (8.3), which is 25th in the NCAA.  
→ Arkansas' 984 3-point attempts is now a school record and closing in on 1,000. The team's 298 total 3-pointers moved up to the second most in program history.  
→ This Arkansas team could be just one of two in program history to log 300+ 3-pointers in a season.  
→ The Razorbacks have launched 10+ 3-pointers in 12 games this year with a season-high 13 vs. Texas A&M, ninth most in a single game in school history.

## DEFENSIVE IMPROVEMENTS

→ Arkansas has improved on defense from last season.  
→ Held SFA to 37 points, which is half of their season scoring average and 22 points lower than their previous season-low. The 37 points and 22 percent field goal percentage set new program Postseason WNIT lows.  
→ Limited LA Tech to just three points in the first quarter, which is a season-low in a quarter defensively for Arkansas.  
→ The team holds opponents to a defensive field goal percentage of 37.5 (fifth in the SEC).  
→ Broke a new record in defensive points allowed with 33 against Missouri the second time, holding the Tigers to 28.3 percent.  
→ Held a hot-shooting Creighton team to 22.9 percent from 3-point (8-for-35) and 33.3 percent from the field (23-for-66).  
→ Last season, Arkansas' defense held opponents to 66.5 points per game (11th in the SEC, 242nd in NCAA) and a 39.6 field goal percentage (seventh in SEC, 160th in NCAA).

## TALLER BALLERS

→ Six of the 12 Razorback players are above 6 feet.

→ Arkansas fans can see a lineup consist of four players above 6-0 on the roster.

## ALL-AMERICAN TALIAH

→ **Taliah Scott** was announced as a McDonald's All-American. She becomes one of six Arkansas signees under the **Mike Neighbors** era at Arkansas to be named an All-American.  
→ Was also named Florida Gatorade Player of the Year.  
→ Averaged 36.2 points, 9.2 rebounds, 4.8 assists and 3.0 steals per game during her senior year. Her scoring average is fourth in the country.  
→ Put up 47 points in the 2A state semifinals, knocking down 11 3-pointers.  
→ Named to the Jersey Mike's Naismith High School Girls Midseason Team, one of 25, as well as a McDonald's All-American Game nominee.  
→ She surpassed 2,000 points in her high school career, playing at Saint John's Country Day School.

## CLASS OF 2023 SIGNEES

→ The Razorbacks added two talented players on National Signing Day and three more papers came through on Wednesday, Nov. 16.  
→ This class was ranked No. 14 prior to Signing Day, according to ESPN.  
→ **Maryn Archer** is from Derby, Kansas and is ranked by Prep Girls as the 29th-ranked player in the nation. She is a sharpshooter and will add depth to the Razorbacks' backcourt. She has enrolled early and can be seen on the bench this season.  
→ **Jenna Lawrence** will stay in Northwest Arkansas with this 6-3 forward getting ready to eclipse 2,000 points in her high school career. She is a four-star recruit and currently ranked No. 61 in the 2023 HoopGurlz Recruiting Rankings. **Lawrence** was also named as a McDonald's All-American game nominee.  
→ **Taliah Scott** is listed as the No. 11 player in the country, according to the 2023 HoopGurlz Recruiting Rankings and is a consensus 5-star guard out of North Florida. She just surpassed 2,000 points in her high school career early this week (12/5).  
→ **Carly Keats** is a junior college product from Jones College and averaged 14.2 points and 4.0 assists per game as a senior in high school.  
→ **Cristina Sanchez** is just the seventh ever international signee in Arkansas women's basketball history. She is a member of the Spanish National Team.



2022 Paradise Jam Reef Champions



# WNIT TOURNAMENT RECORDS

## INDIVIDUAL GAME

Most Points Scored .....	37, Chelsea Dungee vs. Houston, 3/21/19
Most Field Goals .....	12, Sarah Pfeifer vs. Arkansas State, 3/21/05; 12, Wendi Willits vs. Oklahoma, 3/14/99
Best Field Goal Percentage [10 min.] .....	.692 (9-13), Lonniya Bragg vs. Drake, 3/20/99
.....	1.000 (9-9), Lonniya Bragg vs. Georgia Tech, 3/21/00
Most Free Throws .....	15, Chelsea Dungee vs. Houston, 3/21/19
Best Free Throw Percentage [5 min.] .....	.889 (8-9), Wendi Willits vs. Missouri, 3/18/00
.....	.882 (15-17) Chelea Dungee vs. Houston, 3/21/19
Most Three-Point FGs .....	7, Wendi Willits vs. Oklahoma, 3/14/99
Best 3 Point Percentage [5 min.] .....	.833 (5-6), Alexis Tolefree vs. UAB, 3/24/19
Most Rebounds .....	14, Sarah Watkins vs. Lamar, 3-17-11
Most Assists .....	11, Samara Spencer vs. LA Tech, 3/16/23
.....	11, Amy Wright vs. Northwestern State, 3/12/99
Most Steals .....	5, Dominique Wilson vs. Tulane, 3/24/13, Chrisstasia Walter at Oral Roberts, 3/23/11
.....	& Whitney Jones vs. Oklahoma State, 3/23/09
Most Blocked Shots .....	5, Kiara Williams vs. Houston, 3/21/19

## TEAM-GAME

Most Points Scored .....	100 vs. UAB, 3/24/19
Least Points Scored .....	48, vs. Tulane (3/24/13)
Most Points Allowed .....	98, at Arkansas State (3/21/05)
Least Points Allowed .....	37, vs. SFA (3/20/23)
.....	47, vs. LA Tech (3/16/23)
Largest Margin of Victory .....	+48 (100-52) vs. UAB (3/24/19)
Largest Margin of Defeat .....	-21 (62-83), vs. Florida (3/25/99)
Most Field Goals .....	37 vs. UAB (3/24/19)
Most Field Goal Att. ....	75, at Arkansas State (3/21/05)
Best Field Goal Percentage .....	.538 (28-52), vs. Georgia Tech (3/21/00)
Worst Field Goal Percentage .....	.286 (16-56), vs. Tulane (3/24/13)
Best Opponent Field Goal Percentage. ...	.567 (34-60), vs. Florida (3/25/00)
Worst Opponent Field Goal Percentage. ...	.222 (11-50) vs. SFA (3/20/23)
.....	.277 (18-65), vs. LA Tech (3/16/23)
Most Free Throws .....	28 vs. Houston (3/21/19)
Most Free Throw Attempts ..	42, vs. Oklahoma (3/14/99)
Best Free Throw Percentage. ....	.867 (13-15) vs. LA Tech (3/16/23)
Worst Free Throw Percentage. ....	.538 (14-26), vs. Tulane (3/24/13)
Most Three-Point FGs .....	15 vs. UAB (3/24/19)
Most Three-Point Attempts ...	35 vs. Texas Tech (3/24/23)
Best Three-Point Percentage .....	.500 (15-30) vs. UAB (3/24/19) & .500 (13-26), vs. Lamar (3/17/11)
Worst Three-Point Percentage .....	.143 (1-7), vs. UNLV (3/18/05)
Best Opponent Three-Point Percentage..	.500 (7-14), vs. Florida (3/25/00)
Worst Opponent Three-Point Percentage....	.077 (1-13), vs. LA Tech (3/16/23)
Most Rebounds .....	59, vs. Lamar (3/17/11)
Fewest Rebounds .....	29, vs. Florida (3/25/00)
Most Opponent Rebounds .....	46, LA Tech (3/16/23), Missouri (3/18/00) & vs. Wisconsin (3/23/99)
Least Opponent Rebounds .....	22, at ORU (3/23/11)
Highest Rebound Margin .....	+23, Lamar (3/17/11)
Lowest Rebound Margin ...	-15, vs. Wisconsin (3/23/99)
Most Assists .....	23, Lamar (3/17/11)
Most Turnovers .....	24, vs. Georgia Tech (3/21/00)

Least Turnovers .....	7, vs. LA Tech (3/16/23)
Most Opponent Turnovers .....	32, vs. Drake (3/20/99)
Lowest Opponent Turnovers .....	11, LA Tech (3/16/23)
Highest Turnover Margin .....	+16, vs. Drake (3/20/99)
Lowest Turnover Margin ...	-1, vs. Lamar (3/17/11) & vs. Georgia Tech (3/21/00)
Most Steals .....	16, vs. Oklahoma State (3/23/09)
Most Blocked Shots .....	9, Lamar (3/17/11)
Most Fouls .....	32, at Arkansas State (3/21/05)

## ALL POSTSEASON TOURNAMENTS

NCAA Tournaments .....	13 appearances, 14-13
WNIT Tournament .....	8 appearances, 19-6
NWIT Tournament .....	2 appearances, 4-2
AIAW Tournament .....	3 appearances, 3-3
By the Round	
First Round .....	16-4 (NCAA: 7-3; WNIT: 8-0; NWIT: 2-0; AIAW: 1-2)
Second Round ...	7-9 (NCAA: 4-4; WNIT: 6-2; NWIT: 1-1; AIAW: 0-1)
Third Round .....	7-2 (NCAA: 2-2; WNIT: 4-2; NWIT: 1-1; AIAW: 1-0)
Fourth Round .....	2-3 (NCAA: 1-1; WNIT: 1-2; AIAW: 0-1)
Fifth Round .....	1-1 (NCAA: 0-1; WNIT: 1-0)
Consecutive Wins in Opening Game .....	13 (12 1st & 2nd rounds in 1991)

## WNIT ALL-TOURNAMENT TEAM

1996 .....	Kim Wilson
1999 .....	Sytia Messer
2000 .....	Lonniya Bragg

## WNIT RESULTS

### 2023

DATE	OPPONENT	RESULT	SITE	ROUND
March 16	LA Tech	69-47	Fayetteville, Ark.	First
March 20	SFA	60-37	Fayetteville, Ark.	Second
March 24	Texas Tech	71-66	Fayetteville, Ark.	Third

### 2019

DATE	OPPONENT	RESULT	SITE	ROUND
March 21	Houston	88-80 (OT)	Fayetteville, Ark.	First
March 24	UAB	100-52	Fayetteville, Ark.	Second
March 28	TCU	78-82	Fayetteville, Ark.	Third

### 2013

DATE	OPPONENT	RESULT	SITE	ROUND
March 21	Memphis	67-57	Fayetteville, Ark.	First
March 24	Tulane	48-60	Fayetteville, Ark.	Second

### 2011 (EXPANDED TO 64 TEAMS IN 2010)

DATE	OPPONENT	RESULT	SITE	ROUND
March 17	Lamar	91-65	Fayetteville, Ark.	First
March 20	Missouri State	65-64	Springfield, Mo.	Second
March 23	Oral Roberts	78-59	Tulsa, Okla.	Third
March 27	Illinois State	49-60	Normal, Ill.	Quarters

### 2009

DATE	OPPONENT	RESULT	SITE	ROUND
March 23	Oklahoma State	61-60 (OT)	Fayetteville, Ark.	Second*
March 26	Kansas	59-75	Lawrence, Kan.	Third

\*Arkansas had a bye in the first round

### 2005

DATE	OPPONENT	RESULT	SITE	ROUND
March 18	UNLV	61-48	Fayetteville, Ark.	First
March 21	Arkansas State	84-98	Jonesboro, Ark.	Second

### 2005

DATE	OPPONENT	RESULT	SITE	ROUND
March 15	Wichita State	83-63	Fayetteville, Ark.	First
March 18	Missouri	89-88 (OT)	Fayetteville, Ark.	Second
March 21	Georgia Tech	78-67	Fayetteville, Ark.	Quarters
March 25	Florida	62-83	Fayetteville, Ark.	Semis

### 1999 -- WNIT CHAMPION

DATE	OPPONENT	RESULT	SITE	ROUND
March 12	Northwestern State	78-60	Fayetteville, Ark.	First
March 14	Oklahoma	97-93 (OT)	Fayetteville, Ark.	Second
March 17	Rice	76-70	Fayetteville, Ark.	Quarters
March 20	Drake	80-56	Fayetteville, Ark.	Semis
March 23	Wisconsin	67-64	Fayetteville, Ark.	Finals

### NWIT

All games played at the Amarillo Civic Center, Amarillo, Texas

### 1996

DATE	OPPONENT	RESULT	SITE	ROUND
March 21	Princeton	83-51	Amarillo, Texas	First
March 22	Arizona	80-77	Amarillo, Texas	Semifinals
March 23	LSU	63-91	Amarillo, Texas	Third Place

### 1987 -- NWIT CHAMPION

DATE	OPPONENT	RESULT	SITE	ROUND
March 19	Montana	82-74	Amarillo, Texas	First
March 20	Providence	101-91	Amarillo, Texas	Semifinals
March 21	California	112-80	Amarillo, Texas	Championship

### AIAW

### 1982 -- AIAW SWEET 16

DATE	OPPONENT	RESULT	SITE	ROUND
March 11	Oklahoma City	78-67	Lubbock, Texas	SW Regional
March 12	Wayland Baptist	57-61	Lubbock, Texas	SW Regional
March 13	New Orleans	76-74	Lubbock, Texas	SW Regional
March 21	California	62-66	Berkeley, Calif.	Western Sectional

### 1981

DATE	OPPONENT	RESULT	SITE	ROUND
March 14	Oral Roberts	57-59	Tulsa, Okla.	SW Regional

### 1980

DATE	OPPONENT	RESULT	SITE	ROUND
March 6	Texas Tech	46-74	Baton Rouge, La.	SW Regional



## WNIT INDIVIDUAL AND TEAM TOP 5

### INDIVIDUAL

#### POINTS

37	Chelsea Dungee	Houston	3/21/19
35	Wendi Willits	Oklahoma	3/14/99
27	Samara Spencer	SFA	3/20/23
26	Christstasia Walter	Oral Roberts	3/23/11
26	Sarah Pfeifer	Arkansas State	3/21/05
25	Sarah Watkins	Lamar	3/17/11
25	Wendi Willits	Missouri	3/18/00

#### FIELD GOALS

12	Sarah Pfeifer	Arkansas State	3/21/05
12	Wendi Willits	Oklahoma	3/14/99
10	Chelsea Dungee	Houston	3/21/19
10	Sarah Watkins	Lamar	3/17/11

#### FIELD GOAL ATTEMPTS

22	C'eira Ricketts	Missouri State	3/20/11
22	Wendi Willits	Oklahoma	3/14/99
21	Sarah Watkins	Lamar	3/17/11
19	Chelsea Dungee	Houston	3/21/19
19	C'eira Ricketts	Oklahoma State	3/23/09

#### FREE THROWS MADE

15	Chelsea Dungee	Houston	3/21/19
9	Samara Spencer	SFA	3/20/23
8	Makayla Daniels	Texas Tech	3/24/23
8	Whitney Jones	Oklahoma State	3/23/09
8	Wendi Willits	Missouri	3/18/00
8	Wendi Willits	Wichita State	3/15/00
8	Sytia Messer	Oklahoma	3/14/99

#### FREE THROWS ATTEMPTED

17	Chelsea Dungee	Houston	3/21/19
11	Samara Spencer	SFA	3/20/23
10	Makayla Daniels	Texas Tech	3/24/23
10	Samara Spencer	Texas Tech	3/24/23
10	Jhasmin Bowen	Tulane	3/24/13
10	Sytia Messer	Oklahoma	3/14/99
10	Sarah Watkins	Illinois State	3/27/11

#### FREE THROW PERCENTAGE

1.000	Wendi Willits (8-8)	Wichita State	3/15/00
.882	Chelsea Dungee (15-17)	Houston	3/21/19
.833	Chrissy Carr (5-6)	LA Tech	3/16/23
.833	Chelsea Dungee (5-6)	TCU	3/28/19
.833	Chelsea Dungee (5-6)	UAB	3/24/19
.818	Samara Spencer (9-11)	SFA	3/20/23

#### THREE POINTERS MADE

7	Wendi Willits	Oklahoma	3/14/99
5	Alexis Tolefree	UAB	3/24/19
5	Christstasia Walter	Oral Roberts	3/23/11

#### THREE POINTERS ATTEMPTED

16	Wendi Willits	Oklahoma	3/14/99
13	Chrissy Carr	LA Tech	3/16/23
13	Christstasia Walter	Oral Roberts	3/23/11
10	Chrissy Carr	Texas Tech	3/24/23
9	Christstasia Walter	Illinois State	3/27/11

#### REBOUNDS

14	Sarah Watkins	Lamar	3/17/11
13	Ashley Daniels	Lamar	3/17/11
13	Kamara Stancle	Wisconsin	3/23/99
12	Sarah Pfeifer	Arkansas State	3/21/05

11	Saylor Poffenbarger	LA Tech	3/16/23
11	Quistelle Williams	Memphis	3/21/13

#### ASSISTS

11	Samara Spencer	LA Tech	3/16/23
11	Amy Wright	Northwestern State	3/12/99
7	C'eira Ricketts	Oral Roberts	3/23/11
7	C'eira Ricketts	Lamar	3/17/11
7	Kristin Peoples	UNLV	3/19/05
7	Amy Wright	Florida	3/25/00
7	Amy Wright	Oklahoma	3/14/99

#### STEALS

5	Dominique Wilson	Tulane	3/24/13
5	Christstasia Walter	Oral Roberts	3/23/11
4	Jailyn Mason	Houston	3/21/19
4	Yashira Delgado	Illinois State	3/23/11
4	Lyndsay Harris	Oklahoma State	3/23/09
4	Whitney Jones	Oklahoma State	3/23/09
4	C'eira Ricketts	Oklahoma State	3/23/09
4	Lakishia Harper	Missouri	3/18/00
4	Amy Wright	Wichita State	3/15/00
4	Amy Wright	Northwestern State	3/12/99

#### BLOCKED SHOTS

5	Whitney Jones	Oklahoma State	3/23/09
4	Sarah Watkins	Lamar	3/17/11
3	Jersey Wolfenbarger	SFA	3/20/23
3	Lakishia Harper	Missouri	3/18/00

### TEAM

#### POINTS SCORED

100	UAB	3/24/19
97	Oklahoma	3/14/99
91	Lamar	3/17/11
89	Missouri	3/18/08
88	Houston	3/21/1

#### FIELD GOALS

37	UAB	3/24/19
35	Lamar	3/17/11
34	NW State	3/12/99
33	Oklahoma	3/14/99
32	Arkansas State	3/21/05

#### FIELD GOALS ATTEMPTED

75	Arkansas State	3/21/05
74	Lamar	3/17/11
73	Oklahoma State	3/23/09
72	UAB	3/24/19
71	Oklahoma	3/14/99

#### FREE THROWS

28	Houston	3/21/19
23	Oklahoma	3/14/99
20	Texas Tech	3/24/23
20	Missouri	3/18/00
18	Georgia Tech	3/21/00
18	Rice	3/17/99

#### FREE THROWS ATTEMPTED

42	Oklahoma	3/14/99
34	Houston	3/21/19
32	Texas Tech	3/24/23
32	Missouri	3/18/00
27	SFA	3/20/23

#### THREE POINTERS

15	UAB	3/24/19
11	Texas Tech	3/24/23
10	TCU	3/28/19
8	SFA	3/20/23
8	LA Tech	3/16/23
8	Oklahoma	3/14/99

#### THREE-POINTERS ATTEMPTED

32	Texas Tech	3/24/23
30	UAB	3/24/19
28	LA Tech	3/15/23
28	Lamar	3/17/11
26	Oklahoma State	3/23/09

#### REBOUNDS

59	Lamar	3/17/11
52	UAB	3/24/19
48	Missouri State	3/20/11
46	SFA	3/20/23
44	Memphis	3/21/13
44	Arkansas State	3/21/05

#### ASSISTS

23	Lamar	3/17/11
21	NW State	3/12/99
20	LA Tech	3/16/23
19	Wichita State	3/15/00
17	Wisconsin	3/23/99
17	Oklahoma	3/14/99

#### STEALS

16	Oklahoma State	3/23/09
13	Tulane	3/24/13
13	Missouri	3/18/00
12	Wichita State	3/15/00
12	NW State	3/12/99

#### BLOCKED SHOTS

9	Lamar	3/17/11
7	LA Tech	3/16/23
6	SFA	3/20/23
6	Houston	3/21/19
6	Oklahoma State	3/23/09
6	Missouri	3/18/00

#### WNIT TOURNAMENT NOTES

Appearances	8
Most Recent	2023
Record	19-6

#### OVERTIME GAMES

March 21, 2019  
Houston W, 88-80 Fayetteville First Round

March 23, 2009  
Okla. State W, 61-60 Fayetteville Second Round

March 18, 2000  
Missouri W, 89-88 Fayetteville Second Round

March 14, 1999  
Oklahoma W, 97-93 Fayetteville Second Round



# RECORDS TO WATCH

## CAREER POINTS

1	Bettye Fiscus (81–85)	2,073
2	Shameka Christon (00–04)	1,951
3	Chelsea Dungee (19–21)	1,903
4	Jessica Jackson (14–17)	1,865
5	Delmonica DeHorney (87–91)	1,785
...		
9	C'eira Ricketts (09–12)	1,574
10	Christy Smith (94–98)	1,459
11	<b>Makayla Daniels</b>	<b>1,442</b>
11	Karyn Karlin (96–00)	1,441
13	Tracy Webb (83–87)	1,403
14	Sarah Watkins (10–13)	1,386
...		
28	Blair Savage (89–93)	1,072
29	<b>Erynn Barnum</b>	<b>1,059</b>

## CAREER REBOUNDS

1	Shelly Wallace (85–89)	1,013
2	Bettye Fiscus (81–85)	785
3	Jessica Jackson (14–17)	750
4	Melissa Wolff (13–16)	729
5	Ashley Daniels (09–10)	715
...		
22	Sytia Messer (95–99)	603
23	<b>Erynn Barnum</b>	<b>571</b>
24	Dana Cherry (99–03)	563

## SEASON REBOUNDS

1	Lauren Ervin (07–08)	319
2	Melissa Wolff (14–15)	251
6	<b>Saylor Poffenbarger (22-23)</b>	<b>249</b>
4	Ashley Daniels (10–11)	248
5	Whitney Jones (08–09)	243
6	Kiara Williams (18–19)	243
7	<b>Erynn Barnum (22-23)</b>	<b>231</b>
	Quistelle Williams (12–13)	231

## SEASON FREE THROW MAKES

1	Chelsea Dungee (18–19)	229
2	Chelsea Dungee (20–21)	177
3	Chelsea Dungee (19–20)	146
4	Kelsey Brooks (14–15)	132
5	<b>Makayla Daniels (22-23)</b>	<b>128</b>
6	Shameka Christon (03–04)	126
7	<b>Erynn Barnum (22-23)</b>	<b>125</b>
...		
11	Jessica Jackson (14–15)	111
12	Sarah Watkins (12–13)	101
	C'eira Ricketts (10–11)	101
14	<b>Samara Spencer (22-23)</b>	<b>100</b>
15	<b>Makayla Daniels (21-22)</b>	<b>99</b>

## SEASON POINTS

1	Chelsea Dungee (18–19)	759
2	Shelly Wallace (88–89)	692
3	Bettye Fiscus (81–82)	655
...		
7	Delmonica DeHorney (89–90)	581
8	Bettye Fiscus (84–85)	554
9	<b>Erynn Barnum (22-23)</b>	<b>542</b>
10	Chelsea Dungee (19–20)	541
11	Alexis Tolefree (19–20)	520
12	<b>Samara Spencer (22-23)</b>	<b>519</b>

## CAREER ASSISTS

1	Amy Wright (98–02)	717
2	Cali Berna (12–15)	667
3	Amber Nicholas (88–92)	538
4	C'eira Ricketts (09–12)	516
5	Christy Smith (94–98)	507
...		
12	Cheryl Orchofski (80–84)	323
13	<b>Makayla Daniels</b>	<b>313</b>
	Juliet Jackson (86–90)	313
15	Jailyn Mason (16–21)	284
16	India Lewis (99–03)	276
...		
20	Shea Henderson (90–94)	252
	<b>Outside looking in: Samara Spencer 250</b>	

## CAREER 3-POINTERS

1	Wendi Willits (97–01)	316
2	Lyndsay Harris (09–12)	283
3	Kimberly Wilson (93–97)	267
	India Lewis (99–03)	267
5	Amber Ramirez (19–22)	261
6	Jessica Jackson (14–17)	198
7	Chelsea Dungee (19–21)	177
8	<b>Makayla Daniels</b>	<b>175</b>
9	Alexis Tolefree (18–20)	168
10	Christy Smith (94–98)	156

## SEASON ASSISTS

1	Cali Berna (12–13)	208
2	Cali Berna (13–14)	205
	Amy Wright (01–02)	205
4	Brittney Vaughn (06–07)	176
5	Cali Berna (14–15)	166
6	Rochelle Vaughn (03–04)	156
8	<b>Samara Spencer (22-23)</b>	<b>154</b>
7	Lakishia Harper (02–03)	150
9	C'eira Ricketts (11–12)	143
...		
20	<b>Makayla Daniels (22-23)</b>	<b>97</b>

## SEASON FREE THROW ATTEMPTS

1	Chelsea Dungee (18–19)	275
2	Chelsea Dungee (20–21)	224
3	Kelsey Brooks (14–15)	199
4	<b>Erynn Barnum (22-23)</b>	<b>198</b>
	Chelsea Dungee (19–20)	189
6	<b>Samara Spencer (22-23)</b>	<b>181</b>
7	<b>Makayla Daniels (22-23)</b>	<b>166</b>
	Shameka Christon (03–04)	166

## TEAM GAMES PLAYED

1	2018–19	37
2	<b>2022-23</b>	<b>36</b>
	1981–82	36

## TEAM 3-POINT FG MADE

1	2019–20	314 (32 games)
2	<b>2022-23</b>	<b>298 (36 games)</b>
3	2018–19	296 (37 games)
4	2020–21	267 (28 games)

## TEAM POINTS

1	2018–19	2736 (37 games)
2	2019–20	2688 (32 games)
3	1990–91	2644 (32 games)
4	<b>2022-23</b>	<b>2608 (36 games)</b>

## CAREER STARTS

1	C'eira Ricketts (09–12)	128
2	Amy Wright (99–02)	125
3	Malica Monk (16–19)	122
4	<b>Makayla Daniels</b>	<b>121</b>
5	Jessica Jackson (14–17)	113
	Shameka Christon (01–04)	113
7	Bettye Fiscus (1982–85)	110
	Christy Smith (95–98)	110
9	Cali Berna (11–15)	109
10	Lyndsey Harris (09–12)	107

## SEASON DEFENSIVE REBOUNDS

1	<b>Saylor Poffenbarger (22-23)</b>	<b>219</b>
2	Lauren Ervin (06–07)	190
3	Melissa Wolff (14–15)	150
	Ashley Daniels (10–11)	150
5	Cali Berna (14–15)	147
6	Devin Cosper (17–18)	144
	Whitney Jones (08–09)	144
8	<b>Erynn Barnum</b>	<b>143</b>
	Quistelle Williams (18–19)	143

## SEASON 3-POINTERS MADE

1	Amber Ramirez (19–20)	106
2	Wendi Willits (98–99)	104
3	Alexis Tolefree (19–20)	91
4	India Lewis (01–02)	89
	Kimberly Wilson (95–96)	89
6	Wendi Willits (00–01)	86
7	<b>Chrissy Carr (22-23)</b>	<b>85</b>
8	Lyndsay Harris (10–11)	81
...		
16	<b>Makayla Daniels (22-23)</b>	<b>66</b>
	Chelsea Dungee (18–19)	66
17	Devin Cosper (17–18)	65
...		
20	<b>Samara Spencer</b>	<b>63</b>

## SEASON BLOCKS

1	Delmonica DeHorney (89–90)	83
2	Lauren Ervin (06–07)	76
3	Delmonica DeHorney (90–91)	70
4	Sasha Goforth (21–22)	66
5	Sarah Watkins (11–12)	63
6	Sarah Watkins (03–04)	58
...		
11	Shameka Christon (03–04)	46
12	Jessica Jackson (13–14)	45
13	Sarah Watkins (09–10)	41
14	Sarah Watkins (12–13)	40
15	<b>Saylor Poffenbarger (22-23)</b>	<b>39</b>
16	<b>Erynn Barnum (22-23)</b>	<b>37</b>

## TEAM 3-POINT FG ATTEMPTS

1	<b>2022-23</b>	<b>984 (36 games)</b>
2	2018–19	922 (37 games)
3	2017–18	826 (31 games)
4	2021–22	809 (32 games)

## BLOCKED SHOTS

1	2006–07	165 (31 games)
2	2021–22	160 (32 games)
3	<b>2022-23</b>	<b>159 (36 games)</b>





## HOMEGROWN HOGS

**ERYNN BARNUM**  
R-SR. | F | LITTLE ROCK, ARKANSAS

**LOREN LINDSEY**  
FR. | G | FAYETTEVILLE, ARKANSAS

**AVERY HUGHES**  
SR. | G | BENTONVILLE, ARKANSAS

**JERSEY WOLFENBARGER**  
SO. | G/F | FORT SMITH, ARKANSAS

**MARYAM DAUDA**  
R-FR. | F | BENTONVILLE, ARKANSAS

- The Hogs' roster is Arkansas heavy, and that starts from the top down, as Head Coach Mike Neighbors, a University of Arkansas Alum, was born and raised in Greenwood, Arkansas
- Erynn Barnum, now in her redshirt senior season, is the oldest of the Arkansas clan. Barnum was playing the best basketball of her career last season during the non-conference slate until an injury sidelined her for a large portion of the SEC slate. In her nine appearances during non-conference play, Barnum averaged 11.2 points and 5.9 rebounds per game
- Loren Lindsey is a true freshman out of Fayetteville High School. She has joined the team as a walk-on after a successful career with the Bulldogs
- Senior Avery Hughes of Bentonville was the first walk-on of the Neighbors era at Arkansas and was put on scholarship prior to last season. She played in 14 games off the bench
- Jersey Wolfenbarger is one of the highest recruited players in the program's history. The 6-5 wing ranked No. 7 in the 2021 Hoopgurlz rankings was the Arkansas Gatorade Player of the Year twice in a row. She was named to the SEC All-Freshman Team and started in 23 contests
- After having to sit out last season with an ACL injury, Maryam Dauda is destined for a great year. She was a McDonald's All-American and Jordan Brand Classic Invitee and was ranked as the top-ranked post player in the ESPN Hoopgurlz rankings
- Not pictured: Sasha Goforth (redshirting) started all 32 games, averaging 11.5 points, 4.8 rebounds and 2.1 blocks per game last year



## OKLAHOMIES

**RYLEE LANGERMAN**  
JR. | G | NORMAN, OKLAHOMA

**KARLEY JOHNSON**  
FR. | G | MUSTANG, OKLAHOMA

**EMRIE ELLIS**  
SO. | F | VANOSS, OKLAHOMA

- On the Arkansas women's basketball roster, 75 percent are either from Arkansas or its bordering state of Oklahoma
- Rylee Langerman out of Norman, Oklahoma is the eldest of the Oklahoma bunch, going into her junior year. She played in all 32 games with seven starts, averaging 3.2 points and 3.7 rebounds per game

- Emrie Ellis appeared in 27 games last season to tally 2.9 points and 2.1 boards per game along with 22 blocks. Ellis is from Vanoss, a small town in the southeastern part of the state
- Karley Johnson is a true freshman and product of Mustang, just southwest of Oklahoma City. She was a McDonald's All-American nominee
- Not pictured: Ashlyn Sage (redshirting), who played in 15 games as a freshman last season and comes to Arkansas from Weatherford, Oklahoma



## MARYLAND MAGIC

**MAKAYLA DANIELS**  
SR. | G | FREDERICK, MARYLAND

**SAYLOR POFFENBARGER**  
R-FR. | G | MIDDLETOWN, MARYLAND

- Makayla Daniels was the first ever Maryland signee in Arkansas women's basketball history
- Now, the Razorbacks have two from Little America with the addition of Saylor Poffenbarger in winter 2022
- Daniels has started in all 88 collegiate games she has appeared in, coming off last year as the leading returner in scoring and rebounding
- Poffenbarger, a UConn transfer, brings along a great deal of versatility. She was the No. 30 player in the ESPN Hoopgurlz rankings



## 2022-23 ROSTER @RAZORBACKWBB

## NUMERICAL

NO.	NAME	POS	HT	CL	HOMETOWN/PREVIOUS SCHOOL	TWITTER
0	Saylor Poffenbarger	G	6-2	R-Fr.	Middletown, Md./UConn	@saylorpoff
2	Samara Spencer	G	5-7	So.	Fort Lauderdale, Fla./St. Thomas Aquinas	@samaraaspencer
4	Erynn Barnum	F	6-2	R-Sr.	Little Rock, Ark./Little Rock Central	@erynnbee_
11	Rylee Langerman	G	5-9	Jr.	Norman, Okla./Christian Heritage	@rylang2
13	Sasha Goforth*	G	6-1	Jr.	Fayetteville, Ark./Oregon State	@goforthsasha
15	Ashlyn Sage*	G	6-2	So.	Weatherford, Okla./Weatherford	@ashlynsage15
20	Karley Johnson	G	5-9	Fr.	Mustang, Okla./Mustang	@karleyjohnsonOK
21	Loren Lindsey	G	5-11	Fr.	Fayetteville, Ark./Fayetteville	@lorenbailey7766
22	Avery Hughes	G	5-7	Sr.	Bentonville, Ark./Bentonville	@averyhughes00
24	Jersey Wolfenbarger	G	6-5	So.	Fort Smith, Ark./Northside	@jerseywolf4
30	Maryam Dauda	F	6-4	R-Fr.	Bentonville, Ark./Bentonville	@maryamdada30
34	Chrissy Carr	G	6-1	R-Sr.	Eden Prairie, Minn./Syracuse	@chrissycarr4
43	Makayla Daniels	G	5-8	Sr.	Frederick, Md./Frederick	@makayladaniels5
55	Emrie Ellis	F	6-3	So.	Vanoss, Okla./Vanoss	@ellisemrie

\* Redshirting 2022-23 season

## COACHING STAFF

Title	Name	Year	Alma Mater
Head Coach	Mike Neighbors	6th Season	Arkansas, 1993
Associate Head Coach	Todd Schaefer	6th Season	Thomas More College, 1995
Assistant Coach	Pauline Love	6th Season	Southern Miss, 2010
Assistant Coach	Lacey Goldwire	4th Season	Oklahoma State, 2010
Director of Operations	Amber Shirey	35th Season	Arkansas, 1992
Special Assistant to the HC	Jeff Brazil	16th Season	Arkansas, 2010
Dir. of Student-Athlete Devel.	Jayci Stone	1st Season	Kansas State, 2008

## ELIGIBILITY

## Seniors (4)

Erynn Barnum  
Chrissy Carr  
Makayla Daniels  
Avery Hughes

## Juniors (1)

Rylee Langerman

## Sophomores (4)

Emrie Ellis  
Sasha Goforth (RS)  
Samara Spencer  
Jersey Wolfenbarger

## Freshman (5)

Maryam Dauda (RS)  
Karley Johnson  
Loren Lindsey  
Saylor Poffenbarger (RS)  
Ashlyn Sage (RS)

## BY STATE

## ARKANSAS (6)

Erynn Barnum	Little Rock
Maryam Dauda	Bentonville
Sasha Goforth	Fayetteville
Avery Hughes	Bentonville
Loren Lindsey	Fayetteville
Jersey Wolfenbarger	Fort Smith

## FLORIDA (1)

Samara Spencer	Fort Lauderdale
----------------	-----------------

## MARYLAND (2)

Makayla Daniels	Frederick
Saylor Poffenbarger	Middletown

## MINNESOTA (1)

Chrissy Carr	Manhattan (Kan.)
--------------	------------------

## OKLAHOMA (4)

Emrie Ellis	Vanoss
Rylee Langerman	Norman
Karley Johnson	Mustang
Ashlyn Sage	Weatherford

## ALPHABETICAL

NO.	NAME	POS	HT	CL	HOMETOWN/PREVIOUS SCHOOL
4	Erynn Barnum	F	6-2	R-Sr.	Little Rock, Ark./LR Central HS
34	Chrissy Carr	G	6-1	R-Sr.	Eden Prairie, Minn./Syracuse
43	Makayla Daniels	G	5-8	Sr.	Frederick, Md./Frederick HS
30	Maryam Dauda	F	6-4	R-Fr.	Bentonville, Ark./Bentonville HS
55	Emrie Ellis	F	6-3	So.	Vanoss, Okla./Vanoss HS
13	Sasha Goforth*	G	6-1	Jr.	Fayetteville, Ark./Oregon State
22	Avery Hughes	G	5-7	Sr.	Bentonville, Ark./Bentonville HS
20	Karley Johnson	G	5-9	Fr.	Mustang, Okla./Mustang
11	Rylee Langerman	G	5-9	Jr.	Norman, Okla./Christian Heritage HS
0	Saylor Poffenbarger	G	6-2	R-Fr.	Middletown, Md./Middletown HS/UConn
15	Ashlyn Sage*	G	6-2	So.	Weatherford, Okla./Weatherford
2	Samara Spencer	G	5-7	So.	Fort Lauderdale, Fla./St. Thomas Aquinas HS
24	Jersey Wolfenbarger	G	6-5	So.	Fort Smith, Ark./Northside HS

## FA-NETIK

## PRONUNCIATIONS

2	Suh-MARE-uh
30	DOW-duh
55	em-REE





## OFFENSE

Scored 110+-----	110, vs. Providence (11-16-98)
Scored 100+ points at home -----	102, vs. Florida (1-5-23)
Scored 100+ points on the road -----	108, at Ole Miss (2-16-20)   108, Baylor (3-6-91)
Scored 90-99 points -----	92, vs. Oral Roberts (12-4-22)
Scored 90+ points at home -----	92, vs. Oral Roberts (12-4-22)
Scored 90+ points on the road -----	93, at Little Rock (11-20-22)
Scored 80-89 points -----	84, vs. Vanderbilt (1-16-23)
Scored 80-89 points at home -----	84, vs. Vanderbilt (1-16-23)
Scored 80-89 points on the road -----	85, vs. Missouri (3-2-23)
-----	83, at Creighton (12-17-22)
Was held to 50-59-----	54, at Auburn (2-5-23)
Was held to 49-40-----	48 at Georgia (2-19-23)
Was held to 39-20-----	34, at LSU, 2-7-19
Was held to 20 or less -----	N/A
Made 40+ field goals -----	40, vs. UCA (12-13-20)
Made 17+ three-point field goals -----	19, vs. Alabama (2-28-21)
Made 10+ three-point field goals -----	11, vs. Texas Tech (3-24-23)
Did not make 3-pointer (since 1986)-----	0-10, at LSU, (2-7-19)
Made 30 free throws -----	30 (30-39), vs. No. 4 Baylor (12-6-20)
Made 25 free throws -----	25 (25-35), vs. Vanderbilt (1-16-23)
Shot 50-59 or better -----	50.0, vs. No. 12 LSU (1-27-22)
Shot 60 percent or better -----	.625 (30-48), vs. Little Rock (11-20-22)
Held to less than 30 percent -----	.269 (14-52), at Auburn (2-5-23)
Held to less than 20 percent -----	.182 (10-55), vs. No. 6 Tennessee (1-8-12; L, 38-69)
Had 20 or more assists in a game -----	20, vs. LA Tech (3-16-23)

## DEFENSE

Allowed 100 points-----	104, at No. 4 South Carolina (1-18-21)
Allowed 80-99 points-----	87, vs. Tennessee (2-16-23)
Held opponent to 40-49 points -----	47, vs. LA Tech (3-16-23)
Held opponent to 39-30 -----	37, vs. SFA (3-20-23)
Held an SEC opponent under 50 points in 3 cons. games -----	47, vs. Auburn (1-29-15; W, 52-47), ----- Alabama (2-1-15; W, 53-42), #24/21 Georgia (2-9-15; W, 54-48)
Held opponent to 29 points or less -----	23, vs. Binghamton, 11-30-13
Held an opponent under 15 points in a half -----	13, vs. Missouri (2-12-23)
Held an opponent to 2 points in a quarter -----	2, vs. UCA (12-13-20)
Held opponent under 15 field goals -----	13, vs. Missouri (2-12-23)
Held opponent to less than 30 percent shooting -----	22.0 (11-50), vs. SFA (3-20-23)
Held opponent to less than 20 percent shooting -----	19.7 (13-66), vs. Northwestern State (12-15-19)
Held opponent under 15 percent from 3-point -----	6.7 (1-15), vs. Missouri (2-12-23)
Opponent did not make a 3-pointer -----	0, vs. Tulsa (12-11-19)
Had 70+ rebounds -----	74, vs. Mississippi Valley State (11-24-89)
Had 60-69 rebounds -----	64, vs. Prairie View A&M (12-16-18)
Had 50-59 rebounds -----	57, vs. Oral Roberts (12-4-22)
Had 10 or more blocked shots in a game -----	11, vs. No. 1 South Carolina (3-4-22)
Had 20 or more steals in a game -----	20, vs. ORU (11-13-13)
Had 15 or more steals in a game -----	18, vs. UT Martin (12-29-19)
Forced 25+ turnovers in a game -----	28, vs. Northern Arizona (11-24-22)

## OTHER

Won an overtime game -----	61-52, vs. Missouri (3-3-22)
Lost an overtime game -----	76-73, vs. Ole Miss (1-29-23)
Won a double overtime game -----	73-72, vs. Florida (1-29-12)
Lost a double overtime game -----	N/A
Won a triple overtime game -----	91-80 Win in 3OT, 2-10-13, at Alabama
Won at the buzzer -----	84-81, vs. Vanderbilt (Makayla Daniels, 1-16-23)
Played consecutive OT games -----	1-24-16 at Auburn (lost); 1-28-16 vs. Florida (lost)
Won regular season tournament -----	Paradise Jam (St. Thomas, U.S. Virgin Islands, Nov. 24-26, 2022)
Defeated ranked team -----	83-75, at No. 16 Creighton (12-17-22)
Defeated a ranked team on the road -----	83-75 at No. 16 Creighton (12-17-22)
All-time SEC win streak -----	8 games (1-15-12: Auburn through 2-15-12: at Auburn)
All-time SEC home win streak -----	5 games (1-15-12: Auburn -- 2-9-12: South Carolina)
-----	5 games (1-14-21: Florida -- 2-28-21: Alabama)

## A RAZORBACK PLAYER ...

Scored 20-24 points -----	21, Makayla Daniels vs. Texas Tech (3-23-23)
Scored 25-29 points -----	27, Samara Spencer, vs. SFA (3-20-23)
Scored 30+ points -----	34, Chrissy Carr vs. Missouri (3-2-23)
Scored 40+ points -----	41, Chelsea Dungee vs. Auburn (2-10-19)
Scored 20+ points 10 times in a season -----	Chelsea Dungee (20x   2018-19)
-----	Chelsea Dungee (11x   2019-20)
-----	Chelsea Dungee (17x   2020-21)
Double figures in 15 consecutive games (season) -----	Jessica Jackson, 11/11/16, LSU 1-8-17
-----	Chelsea Dungee, 26 games, (2018-19 & 2019-20)
-----	Chelsea Dungee, 31 games, (2019-20 & 2020-21)
-----	Amber Ramirez, 16 games (2021-22)
Five players scored double figures in 1 game -----	vs. No. 3/4 LSU (1-19-23)
-----	Barnum (20), Spencer (13), Carr (12), Daniels (11), Dauda (11)
Five starters in double figures -----	vs. Vanderbilt (1-16-23)
-----	Spencer (23), Barnum (18), Daniels (16), Poffenbarger (13), Carr (11)
Seven players scored in double figures in 1 game -----	vs. Northwestern State (11-9-18)
-----	(Tolefree 19, Gaulden 16, Monk 12, Dombia 11, Dungee 11, Thomas 11, Williams 10)
Made 10+ field goals in a game -----	11, Chrissy Carr, vs. Missouri (3-2-23)
Attempted 20+ field goals in a game -----	23, Makayla Daniels, at Vanderbilt (2-9-23)
Made 10 free throws in a game -----	11, Amber Ramirez, vs. Missouri (1-9-22)
Made 7 or more 3-pt FG in a game -----	8, Amber Ramirez, Alabama (2-28-21)
Attempted 10 or more 3-pt FG in a game -----	10, Chrissy Carr, vs. Texas Tech (3-24-23)
Had 10-14 rebounds -----	10, Erynn Barnum, vs. Texas Tech (3-24-23)
Had 15-19 rebounds -----	21, Taylah Thomas, vs. New Orleans, 11-8-19
Had 20+ rebounds -----	21, Taylah Thomas, vs. New Orleans, 11-8-19
Had 10 offensive reb - Records go back to 05-06 -----	11, Melissa Wolff
-----	vs. New Orleans (1-30-15)
Had 10+ defensive reb - Records go back to 05-06 -----	11, Saylor Poffenbarger, vs. LA Tech (3-16-23)
Had 10+ assists -----	11, Samara Spencer, vs. LA Tech (3-16-23)
Had 10+ assists in consecutive games -----	Jailyn Mason (11 vs. HBU, 12-28-16 and 10 at Ole
-----	Miss, 1-1-17), Calli Berna (11 vs. No. 10/8 Kentucky, 2/7/13 and 11 at Alabama, 2/10/13)
Had 5+ blocks in a game -----	5, Sasha Goforth, vs. Missouri (3-3-22)
Had 9+ blocks in a game -----	9, Robyn Irwin vs. SMSU, 12-19-88 (school record)
Had 5 or more steals in a game -----	5, Makayla Daniels, vs. Tennessee (2-16-23)
Had a double-double -----	14 points and 11 assists, Samara Spencer, vs. LA Tech (3-16-23)
Had a double-double in two consecutive games -----	Saylor Poffenbarger, vs. Oral Roberts, vs. Lamar (2022)
-----	14 & 13 vs. ORU/17 & 12 vs. Lamar
Had two players record a double-double -----	Kiara Williams (12 pts/16 reb) &
-----	Malica Monk (10 pts/10 reb), vs. Grambling State (12-28-17)
Had seven double-doubles in a season -----	Devin Cosper, 2017-18
-----	(SHSU, ORU, NMSU, Char., Tulsa, OM, AL)
Had 10+ double-doubles in a season -----	2006-07, Lauren Ervin (14)
Had a triple-double -----	14 pts, 13 reb, 12 asts, C'eira Ricketts vs. Auburn (1-18-09)



## MORE ABOUT MIKE

Hometown: Greenwood, Ark. (Greenwood HS)  
 Family: Daughter Abby; Sons Alec, Bowen and Barrett  
 Alma Mater: Arkansas, 1993

## NEIGHBORS BY THE NUMBERS

- 194 Wins (194–105, 9 seasons)
- 5 Players drafted in the WNBA (HC)
- 15 Signed McDonalds' All-Americans
- 10 Years as a head coach
- 8 Postseason appearances
- 1 Final Four appearance



## LEARN MORE

Sign up for Mike Neighbors' newsletter and listen to his podcasts at [CoachNeighbors.com](http://CoachNeighbors.com)

## NABES FAVES

## TOP 10 MOVIES

1. A Few Good Men
2. The Hunt For Red October
3. The Silence Of The Lambs
4. Hoosiers
5. Moneyball
6. Pretty Woman
7. Top Gun
8. JFK
9. The Lion King
10. Purple Rain

See the entire list here: <http://imdb.to/2royaEO>

## TOP 10 SONGS

1. Sweet Child O' Mine (Guns N' Roses)
2. You Shook Me All Night Long (AC/DC)
3. Man In The Mirror (Michael Jackson)
4. Amarillo By Morning (George Strait)
5. Jessie's Girl (Rick Springfield)
6. Hysteria (Def Leppard)
7. Fishin' In The Dark (Nitty Gritty Dirt Band)
8. The Ballad of Curtis Loew (Lynyrd Skynyrd)
9. Wanted Dead Or Alive (Bon Jovi)
10. Let's Go Crazy (Prince)

## TOP 10 TV SHOWS

1. West Wing (first three seasons)
2. Ted Lasso
3. The Wire
4. Breaking Bad
5. Seinfeld
6. The Newsroom
7. Prison Break
8. Arrested Development
9. Game of Thrones
10. The Goldbergs



## MIKE NEIGHBORS

THE MOST INTERESTING COACH IN COLLEGE BASKETBALL

Sixth Season | Career Record: 218-117 (10) | Arkansas Record: 120-76 (6)

Arkansas women's basketball has been transformed into a nationally recognized program in just five short years thanks to head coach Mike Neighbors. During his time back home at his alma mater, Neighbors has guided his Hogs to the best five-year period of sustained success in program history. The proof of his success, and the success of his system, lies in the numbers - Neighbors has accumulated 194 wins during his nine seasons as a head coach, which is the most of any Division I head coach who has been a head coach for nine years.

Entering his sixth season on the bench for Arkansas, the program is coming off its fourth consecutive winning season and second straight NCAA Tournament appearance (would be three had the 2020 NCAA Tournament not have been cancelled due to the COVID-19 pandemic). The Hogs' NCAA Tournament appearance in 2022 marked the first time since 2003 the program had played in back-to-back NCAA Tournaments (2002 and 2003). Arkansas finished yet another season with one of the most prolific offenses in the Southeastern Conference, leading the league in 3-pointers per game (8.1) and 3-point attempts (810), while finishing second in scoring offense (73.6 PPG). Neighbors' 2021-22 team was efficient at taking care of the basketball, leading the league in assist/turnover ratio (1.12) and fewest turnovers per game (11.1), which was fourth in the country. The Hogs were just one of six teams in the nation to commit two turnovers in a game (vs. Missouri on Jan. 9, 2022), which led the country.

Under Neighbors' leadership, Samara Spencer became the first Hog to win SEC Freshman of the Year since 2009, while Amber Ramirez was named an All-SEC Second Team choice and Jersey Wolfenbarger was tabbed to the SEC All-Freshman Team. Ramirez, who played three stellar seasons on the court as a Hog, finished the season second in 3-pointers per game (2.6) and 3-point percentage (40.2), as well as ninth in points per game (15.4) in the SEC. The Hogs were also just one of four SEC schools with 4+ players who averaged double digits (Ramirez [15.4], Makayla Daniels [14.0], Spencer [12.2] and Sasha Goforth [11.5]).

## TIMELINE

- Bentonville HS Head Coach 1994–98
- Cabot HS Head Coach 1998–99
- Arkansas Director of Ops 1999–01
- Tulsa Univ. Assistant Coach 2001–05
- Univ. of Colorado Assistant Coach 2005–06
- Univ. of Arkansas Assistant Coach 2006–07
- Xavier Assistant Coach 2007–11
- Univ. of Washington Assistant Coach 2011–13
- Univ. of Washington Head Coach 2013–17
- Univ. of Arkansas Head Coach 2017–present

## COACHING DEVELOPMENT

Coach	w/Nabes	Now
Chantel Osahor	'20, '21	AC Oklahoma
Fred Castro	'14, '15, '16	HC Eastern Michigan
Adia Barnes	'14, '15	HC Arizona
Adam Call	'14	AC George Washington
Morgan Valley	'16	AC UConn
Todd Schaefer	'16–Pres.	AHC Arkansas

## COACHING HISTORY

Year	Overall	Pac-12	Finish
2013–14	20–14 (.588)	10–8 (.556)	6
2014–15	23–10 (.697)	11–7 (.611)	5
2015–16	26–11 (.703)	11–7 (.611)	5
2016–17	29–6 (.829)	15–3 (.833)	T-2
UW	98–41 (.705)	47–25 (.662)	

Year	Overall	SEC	Finish
2017–18	13–18 (.419)	3–13 (.188)	T-11
2018–19	22–15 (.611)	6–10 (.375)	10
2019–20	24–8 (.750)	10–6 (.625)	T3
2020–21	19–9 (.679)	9–6 (.600)	T5
2021–22	18–14 (.563)	7–9 (.438)	T8
2022–23	24–12 (.667)	7–9 (.438)	–
Ark	120–76 (.612)	42–53 (.442)	

Totals 218–117 (.651) 90–78 (.536) 10 yrs

## PLAYER DEVELOPMENT

YEAR	UNIVERSITY	PLAYER	ROUND	OVERALL	TEAM NOTE
2021	Arkansas	Chelsea Dungee	1	5	Dallas Wings ! @
2021	Arkansas	Destiny Slocum	2	14	Las Vegas Aces ! @
2021	Arizona	Aari McDonald	1	3	Atlanta Dream @
2017	Washington	Kelsey Plum	1	1	San Antonio Stars ! @
					Las Vegas Aces
	Washington	Chantel Osahor	2	21	Chicago Sky ! @
2016	Washington	Talia Walton	3	29	Los Angeles Sparks ! @
2011	Xavier	Amber Harris	1	4	Minnesota Lynx ! #
	Xavier	Ta'Shia Phillips	1	8	Atlanta Dream ! #
	TAMU/UAFS	Tanisha Smith	2	22	Seattle Storm #
	Colorado	Brittany Spears	2	19	Phoenix Mercury *
2009	Arkansas	Shameka Christon	1	5	New York Liberty S
2008	Arkansas	Lauren Ervin	3	37	Connecticut Sun ! #
2006	Tulsa	Megan Moody	–	–	Houston Comets
					Free Agent #
2003	Tulsa	Allison Curtin	1	12	Houston Comets ! #
					Traded to Detroit Shock
	Arkansas	Dana Cherry	2	23	Charlotte Sting S

\*– Signed but did not coach

!– At the school when player was drafted

@– Worked with player as a head coach

#– Worked with player as an assistant coach

\$– Worked with player as other (GA, etc)


## NABES VS. ARKANSAS HISTORY

Category	NABES	All Others In Program History
Winning Record In SEC Play	2 Seasons	2 Seasons
SEC Tourney Finals	1	0
Top 5 Wins	2	2
Weeks Ranked in AP Top 25	38	63
Top 15 WNBA Draft Picks	2	1
McDonald's AAs Signed	6	1
WBCA AAs	1	1




## THE MOST INTERESTING MAN IN COLLEGE BASKETBALL

- Movies: His expansive movie collection includes digital, disk and VHS copies. Did you know he used to work at BlockBuster? On a related note, he also collects books that have been turned into movies.
- Baseballs autographed by movie stars: Ask him about this collection – talk about some good stories.
- Lunch Boxes: Coach collects tin lunch boxes that he carried to school and has them displayed in his home. His first lunch box had KISS on it.
- Hamilton: Nabes is a huge Hamilton fan, and routinely quotes the Broadway musical to players, fans and media alike.
- Athens City Champion: Coach stumbled upon a dart tournament while on a trip to Athens, Georgia. He joined in and was one of the two-man winning team.
- Ask him about shoes, music, movies, guitars, basketball nostalgia – just about anything!



NEIGHBORS VERSUS ...					
Abilene Christian	2	0	Furman	1	0
Alabama	5	2	Georgia	1	7
Arizona State	2	6	Grambling State	2	0
Arizona	6	0	Grand Canyon	1	0
Arkansas State	2	0	Hartford	1	0
Auburn	7	1	Hawai'i	1	0
Baylor	1	0	Houston	2	0
Belmont	2	0	Idaho	1	0
Boise State	1	0	Iowa State	0	1
BYU	1	0	Jackson State	2	0
California	5	4	Kansas	0	1
Central Arkansas	3	0	Kansas State	2	0
Central Florida	0	1	Kent State	1	0
Charlotte	1	0	Kentucky	3	5
Clemson	1	0	Lamar	1	0
Colorado State	1	0	Little Rock	4	0
Colorado	9	0	Louisiana–Monroe	2	0
Connecticut	1	1	Louisiana Tech	1	0
Creighton	1	1	LSU	3	4
CSUN	1	0	McNeese State	1	0
DePaul	0	1	Maryland	1	1
Eastern Washington	1	0	Miami	0	1
Florida State	1	0	Mississippi State	3	6
Florida	4	3	Missouri	11	4
FGCU	1	0	Montana State	2	0
Fordham	1	0	Nebraska	1	1
Fresno State	2	0	New Mexico State	1	0
			New Orleans	1	0
			Northern Arizona	1	0
			Northwestern State	2	0
			Notre Dame	0	1
			Oklahoma	1	2
			Ole Miss	5	3
			Oral Roberts	5	0
			Oregon State	1	6
			Oregon	5	4
			Pennsylvania	1	0
			Pittsburgh	1	1
			Portland	3	1
			Prairie View A&M	1	0
			Saint Mary's	0	1
			Sam Houston	2	0
			Samford	1	0
			San Diego State	2	0
			San Diego	1	0
			Santa Clara	1	0
			Savannah State	1	0
			Seattle	4	0
			SFA	1	0
			SMU	2	0
			South Carolina	1	10
			South Dakota	2	0
			Stanford	3	5
			Stony Brook	1	0
			Syracuse	0	2
			Tarleton State	1	0
			TCU	0	1
			Tennessee	2	5
			Tennessee Martin	1	0
			Tennessee State	1	0
			Tennessee Tech	1	0
			Texas A&M	4	8
			Texas Tech	2	0
			Troy	1	0
			Tulsa	4	0
			UAB	1	0
			UAPB	3	0
			UC Irvine	1	0
			UC Riverside	2	0
			UCLA	4	2
			USC	6	0
			USF	0	1
			Utah	7	4
			UT–Arlington	2	0
			UTEP	0	2
			Vanderbilt	4	3
			Wake Forest	1	0
			Washington State	5	3
			Weber State	1	0
			Wisconsin	3	0
			Wright State	0	1
			Yale	1	0
			TOTALS	218	117







## 2022-23 Arkansas Women's Basketball Combined Team Statistics All games

Page 1/1  
as of Mar 25, 2023

### Game Records

Record	Overall	Home	Away	Neutral
ALL GAMES	24-12	14-4	6-5	4-3
CONFERENCE	7-9	4-4	3-5	0-0
NON-CONFERENCE	17-3	10-0	3-0	4-3

### Score by Periods

Team	1st	2nd	3rd	4th	OT	TOT
Arkansas	596	633	686	681	12	2608
Opponents	548	511	599	677	16	2351

### Team Box Score

No.	Player				Total		3-Point		F-Throw		Rebounds														
		GP-GS	MIN	AVG	FG-FGA	FG%	3FG-3FGA	3FG%	FT-FTA	FT%	OFF	DEF	TOT	AVG	PF	DQ	A	TO	BLK	STL	PTS	AVG			
4	BARNUM, Erynn	36-36	957:39	26.6	202-359	.563	13-43	.302	125-198	.631	88	143	231	6.4	91	0	64	84	37	46	542	15.1			
2	SPENCER, Samara	36-36	1218:28	33.8	178-447	.398	63-196	.321	100-181	.552	5	130	135	3.8	69	2	154	105	10	41	519	14.4			
43	DANIELS, Makayla	33-33	1064:27	32.3	117-337	.347	66-199	.332	128-166	.771	33	100	133	4.0	87	1	97	70	11	56	428	13.0			
34	CARR, Chrissy	36-36	1006:39	28.0	136-357	.381	85-251	.339	68-80	.850	26	100	126	3.5	74	2	20	39	10	20	425	11.8			
0	POFFENBARGER, Saylor	36-36	1166:07	32.4	108-321	.336	36-153	.235	61-87	.701	30	219	249	6.9	84	3	88	74	39	20	313	8.7			
24	WOLFENBARGER, Jersey	34-3	544:55	16.0	47-124	.379	10-49	.204	29-44	.659	34	78	112	3.3	41	0	9	19	23	10	133	3.9			
30	DAUDA, Maryam	34-0	382:22	11.2	47-112	.420	6-24	.250	23-31	.742	45	48	93	2.7	63	0	22	42	22	11	123	3.6			
11	LANGERMAN, Rylee	36-0	629:00	17.5	25-82	.305	15-56	.268	21-38	.553	40	86	126	3.5	67	0	20	25	4	35	86	2.4			
55	ELLIS, Emrie	27-0	207:47	7.7	10-32	.313	4-13	.308	5-8	.625	6	26	32	1.2	25	0	3	10	3	2	29	1.1			
22	HUGHES, Avery	14-0	29:22	2.1	1-6	.167	0-0	.000	7-10	.700	0	0	0	0.0	5	0	1	4	0	0	9	0.6			
20	JOHNSON, Karley	10-0	26:24	2.6	0-1	.000	0-0	.000	1-2	.500	1	1	2	0.2	1	0	1	0	0	3	1	0.1			
21	LINDSEY, Loren	9-0	16:48	1.9	0-0	.000	0-0	.000	0-0	.000	0	1	1	0.1	0	0	0	0	0	0	0	0.0			
Team											60	69	129					11							
Total		36	7250		871-2178	.400	298-984	.303	568-845	.672	368	1001	1369	38.0	607	8	479	483	159	244	2608	72.4			
Opponents		36	7250		828-2204	.376	213-682	.312	482-698	.691	447	1021	1468	40.8	753	20	408	587	116	229	2351	65.3			

### Team Statistics

	ARK	OPP
<b>Scoring</b>	<b>2608</b>	<b>2351</b>
Points per game	72.4	65.3
Scoring margin	+7.1	-
<b>Field goals-att</b>	<b>871-2178</b>	<b>828-2204</b>
Field goal pct	.400	.376
<b>3 point fg-att</b>	<b>298-984</b>	<b>213-682</b>
3-point FG pct	.303	.312
3-pt FG made per game	8.3	5.9
<b>Free throws-att</b>	<b>568-845</b>	<b>482-698</b>
Free throw pct	.672	.691
F-Throws made per game	15.8	13.4
<b>Rebounds</b>	<b>1369</b>	<b>1468</b>
Rebounds per game	38.0	40.8
Rebounding margin	-2.8	-
<b>Assists</b>	<b>479</b>	<b>408</b>
Assists per game	13.3	11.3
<b>Turnovers</b>	<b>483</b>	<b>587</b>
Turnovers per game	13.4	16.3
Turnover margin	+2.9	-
Assist/turnover ratio	1.0	0.7
<b>Steals</b>	<b>244</b>	<b>229</b>
Steals per game	6.8	6.4
<b>Blocks</b>	<b>159</b>	<b>116</b>
Blocks per game	4.4	3.2
<b>Winning streak</b>	<b>3</b>	<b>-</b>
Home win streak	4	-
<b>Attendance</b>	<b>67811</b>	<b>48844</b>
Home games-Avg/Game	18-3767	11-4440
Neutral site-Avg/Game	-	7-2630

### Team Results

Date	Opponent		Score	Att.
11/07/2022	at Ark.-Pine Bluff	W	70-50	3128
11/11/2022	Central Ark.	W	72-34	7410
11/14/2022	Tulsa	W	79-70	2511
11/17/2022	Kent St.	W	80-59	2265
11/20/2022	at Little Rock	W	93-49	2879
11/24/2022	vs Northern Ariz.	W	82-73	1024
11/25/2022	vs Clemson	W	76-62	1724
11/26/2022	vs Kansas St.	W	69-53	2024
12/01/2022	Troy	W	87-70	3019
12/04/2022	Oral Roberts	W	92-58	2947
12/08/2022	Lamar University	W	63-50	2268
12/11/2022	Arkansas St.	W	77-63	3826
12/17/2022	at Creighton	W	83-75	1050
12/20/2022	vs Oregon	L	78-85	321
12/21/2022	vs South Fla.	Lot	65-66	303
12/29/2022	LSU	L	45-69	5285
01/01/2023	at Kentucky	W	71-50	3284
01/05/2023	Florida	W	102-74	4524
01/08/2023	at Missouri	W	77-55	4260
01/16/2023	Vanderbilt	W	84-81	3693
01/19/2023	at LSU	L	76-79	7298
01/22/2023	at South Carolina	L	46-92	13349
01/26/2023	Alabama	L	66-69	3206
01/29/2023	Ole Miss	Lot	73-76	6677
02/05/2023	at Auburn	W	54-51	2569
02/09/2023	at Vanderbilt	L	70-78	1978
02/12/2023	Missouri	W	61-33	4492
02/16/2023	Tennessee	L	67-87	3243
02/19/2023	at Georgia	L	48-71	4109
02/23/2023	at Mississippi St.	L	73-87	4940
02/26/2023	Texas A&M	W	78-65	4408
03/02/2023	vs Missouri	W	85-74	5531
03/03/2023	vs South Carolina	L	66-93	7481
03/16/2023	Louisiana Tech	W	69-47	1460
03/20/2023	SFA	W	60-37	3017
03/24/2023	Texas Tech	W	71-66	3560





## 2022-23 Arkansas Women's Basketball Combined Team Statistics In Conference games

Page 1/1  
as of Mar 03, 2023

### Game Records

Record	Overall	Home	Away	Neutral
ALL GAMES	7-9	4-4	3-5	0-0
CONFERENCE	7-9	4-4	3-5	0-0
NON-CONFERENCE	0-0	0-0	0-0	0-0

### Score by Periods

Team	1st	2nd	3rd	4th	OT	TOT
Arkansas	221	277	291	293	9	1091
Opponents	247	250	289	319	12	1117

### Team Box Score

No.	Player				Total		3-Point			F-Throw		Rebounds														
		GP-GS	MIN	AVG	FG-FGA	FG%	3FG-3FGA	3FG%	FT-FTA	FT%	OFF	DEF	TOT	AVG	PF	DQ	A	TO	BLK	STL	PTS	AVG				
4	BARNUM, Erynn	16-16	451:46	28.2	96-184	.522	8-26	.308	68-105	.648	44	63	107	6.7	45	0	31	45	17	17	268	16.8				
43	DANIELS, Makayla	16-16	533:17	33.3	52-165	.315	28-104	.269	63-79	.797	13	47	60	3.8	46	1	49	35	6	29	195	12.2				
2	SPENCER, Samara	16-16	555:54	34.7	69-179	.385	23-81	.284	28-47	.596	2	49	51	3.2	29	1	63	45	3	20	189	11.8				
34	CARR, Chrissy	16-16	459:39	28.7	62-159	.390	38-107	.355	18-24	.750	11	41	52	3.3	43	2	10	18	8	12	180	11.3				
0	POFFENBARGER, Saylor	16-16	518:53	32.4	50-139	.360	13-55	.236	28-38	.737	10	69	79	4.9	43	3	27	32	18	6	141	8.8				
24	WOLFENBARGER, Jersey	16-0	223:48	14.0	17-44	.386	1-15	.067	6-9	.667	12	34	46	2.9	17	0	4	11	7	3	41	2.6				
30	DAUDA, Maryam	14-0	115:56	8.3	13-36	.361	2-12	.167	6-6	1.000	11	11	22	1.6	21	0	6	13	8	2	34	2.4				
55	ELLIS, Emrie	11-0	99:44	9.1	5-15	.333	3-9	.333	4-6	.667	5	14	19	1.7	13	0	2	4	3	0	17	1.5				
11	LANGERMAN, Rylee	16-0	250:53	15.7	6-29	.207	5-21	.238	7-11	.636	12	29	41	2.6	32	0	7	8	1	15	24	1.5				
22	HUGHES, Avery	7-0	08:52	1.3	0-0	.000	0-0	.000	2-4	.500	0	0	0	0.0	1	0	0	2	0	0	2	0.3				
21	LINDSEY, Loren	2-0	03:03	1.5	0-0	.000	0-0	.000	0-0	.000	0	0	0	0.0	0	0	0	0	0	0	0	0.0				
20	JOHNSON, Karley	2-0	03:15	1.6	0-0	.000	0-0	.000	0-0	.000	0	0	0	0.0	1	0	0	0	0	0	0	0.0				
Team											24	27	51					7								
Total		16	3225		370-950	.389	121-430	.281	230-329	.699	144	384	528	33.0	291	7	199	220	71	104	1091	68.2				
Opponents		16	3225		389-978	.398	86-266	.323	253-360	.703	234	457	691	43.2	314	7	193	260	56	119	1117	69.8				

### Team Statistics

	ARK	OPP
<b>Scoring</b>	<b>1091</b>	<b>1117</b>
Points per game	68.2	69.8
Scoring margin	-1.6	-
<b>Field goals-att</b>	<b>370-950</b>	<b>389-978</b>
Field goal pct	.389	.398
<b>3 point fg-att</b>	<b>121-430</b>	<b>86-266</b>
3-point FG pct	.281	.323
3-pt FG made per game	7.6	5.4
<b>Free throws-att</b>	<b>230-329</b>	<b>253-360</b>
Free throw pct	.699	.703
F-Throws made per game	14.4	15.8
<b>Rebounds</b>	<b>528</b>	<b>691</b>
Rebounds per game	33.0	43.2
Rebounding margin	-10.2	-
<b>Assists</b>	<b>199</b>	<b>193</b>
Assists per game	12.4	12.1
<b>Turnovers</b>	<b>220</b>	<b>260</b>
Turnovers per game	13.8	16.3
Turnover margin	+2.5	-
Assist/turnover ratio	0.9	0.7
<b>Steals</b>	<b>104</b>	<b>119</b>
Steals per game	6.5	7.4
<b>Blocks</b>	<b>71</b>	<b>56</b>
Blocks per game	4.4	3.5
<b>Winning streak</b>	<b>1</b>	<b>-</b>
Home win streak	1	-
<b>Attendance</b>	<b>35528</b>	<b>41787</b>
Home games-Avg/Game	8-4441	8-5223
Neutral site-Avg/Game	-	0-0

### Team Results

Date	Opponent		Score	Att.
12/29/2022	LSU	L	45-69	5285
01/01/2023	at Kentucky	W	71-50	3284
01/05/2023	Florida	W	102-74	4524
01/08/2023	at Missouri	W	77-55	4260
01/16/2023	Vanderbilt	W	84-81	3693
01/19/2023	at LSU	L	76-79	7298
01/22/2023	at South Carolina	L	46-92	13349
01/26/2023	Alabama	L	66-69	3206
01/29/2023	Ole Miss	Lot	73-76	6677
02/05/2023	at Auburn	W	54-51	2569
02/09/2023	at Vanderbilt	L	70-78	1978
02/12/2023	Missouri	W	61-33	4492
02/16/2023	Tennessee	L	67-87	3243
02/19/2023	at Georgia	L	48-71	4109
02/23/2023	at Mississippi St.	L	73-87	4940
02/26/2023	Texas A&M	W	78-65	4408





2022-23 Arkansas Women's Basketball  
Team High/Low Analysis  
All games

Page 1/4  
as of Mar 25, 2023

### Arkansas - Game Highs

<b>POINTS</b>	102		Florida (01/05/2023)
	93		at Little Rock (11/20/2022)
	92		Oral Roberts (12/04/2022)
	87		Troy (12/01/2022)
	85		vs Missouri (N) (03/02/2023)
<b>FIELD GOALS MADE</b>	33		Oral Roberts (12/04/2022)
	32		Florida (01/05/2023)
<b>FIELD GOAL ATTEMPTS</b>	77		vs Oregon (N) (12/20/2022)
	74		Oral Roberts (12/04/2022)
<b>FIELD GOAL PERCENTAGE</b>	.625	(30-48)	at Little Rock (11/20/2022)
	.492	(32-65)	Florida (01/05/2023)
<b>3 PT FG MADE</b>	13		Texas A&M (02/26/2023)
	12		vs Missouri (N) (03/02/2023)
	12		Florida (01/05/2023)
	12		vs Oregon (N) (12/20/2022)
	12		at Creighton (12/17/2022)
<b>3 PT FG ATTEMPTS</b>	39		Tulsa (11/14/2022)
	37		Troy (12/01/2022)
<b>3 PT FG PERCENTAGE</b>	.526	(10-19)	at Little Rock (11/20/2022)
	.462	(12-26)	at Creighton (12/17/2022)
<b>FREE THROWS MADE</b>	26		Florida (01/05/2023)
	25		Vanderbilt (01/16/2023)
<b>FREE THROW ATTEMPTS</b>	46		at Ark.-Pine Bluff (11/07/2022)
	39		at Auburn (02/05/2023)
<b>FREE THROW PERCENTAGE</b>	.909	(10-11)	at LSU (01/19/2023)
	.900	(9-10)	at Georgia (02/19/2023)
<b>REBOUNDS</b>	57		Oral Roberts (12/04/2022)
	56		at Ark.-Pine Bluff (11/07/2022)
<b>ASSISTS</b>	23		Florida (01/05/2023)
	22		at Kentucky (01/01/2023)
<b>STEALS</b>	12		at Ark.-Pine Bluff (11/07/2022)
	11		Ole Miss (01/29/2023)
<b>BLOCKED SHOTS</b>	9		at South Carolina (01/22/2023)
	9		Lamar University (12/08/2022)
	9		Oral Roberts (12/04/2022)
<b>TURNOVERS</b>	23		vs Clemson (N) (11/25/2022)
	22		at Little Rock (11/20/2022)
<b>FOULS</b>	27		at Auburn (02/05/2023)
	23		Texas A&M (02/26/2023)
	23		at Mississippi St. (02/23/2023)





## 2022-23 Arkansas Women's Basketball Team High/Low Analysis All games

Page 3/4  
as of Mar 25, 2023

### Arkansas - Game Lows

<b>POINTS</b>	45		LSU (12/29/2022)
	46		at South Carolina (01/22/2023)
	48		at Georgia (02/19/2023)
	54		at Auburn (02/05/2023)
	60		SFA (03/20/2023)
<b>FIELD GOALS MADE</b>	14		at Auburn (02/05/2023)
	17		at Georgia (02/19/2023)
	17		at South Carolina (01/22/2023)
	17		LSU (12/29/2022)
<b>FIELD GOAL ATTEMPTS</b>	45		Missouri (02/12/2023)
	48		Lamar University (12/08/2022)
	48		vs Clemson (N) (11/25/2022)
	48		at Little Rock (11/20/2022)
<b>FIELD GOAL PERCENTAGE</b>	.269	(14-52)	at Auburn (02/05/2023)
	.279	(17-61)	at South Carolina (01/22/2023)
	.279	(17-61)	LSU (12/29/2022)
<b>3 PT FG MADE</b>	3		at Auburn (02/05/2023)
	5		at Georgia (02/19/2023)
	5		at South Carolina (01/22/2023)
	5		vs Northern Ariz. (N) (11/24/2022)
	5		at Ark.-Pine Bluff (11/07/2022)
<b>3 PT FG ATTEMPTS</b>	18		Ole Miss (01/29/2023)
	19		at Little Rock (11/20/2022)
<b>3 PT FG PERCENTAGE</b>	.130	(3-23)	at Auburn (02/05/2023)
	.152	(5-33)	at Georgia (02/19/2023)
<b>FREE THROWS MADE</b>	5		LSU (12/29/2022)
	7		at South Carolina (01/22/2023)
<b>FREE THROW ATTEMPTS</b>	9		at South Carolina (01/22/2023)
	10		at Georgia (02/19/2023)
<b>FREE THROW PERCENTAGE</b>	.417	(5-12)	LSU (12/29/2022)
	.452	(14-31)	Lamar University (12/08/2022)
<b>REBOUNDS</b>	17		at South Carolina (01/22/2023)
	25		Tennessee (02/16/2023)
<b>ASSISTS</b>	6		at South Carolina (01/22/2023)
	7		at Mississippi St. (02/23/2023)
	7		at Auburn (02/05/2023)
	7		LSU (12/29/2022)
<b>STEALS</b>	3		at Georgia (02/19/2023)
	3		at Little Rock (11/20/2022)
<b>BLOCKED SHOTS</b>	1		at Georgia (02/19/2023)
	1		at Auburn (02/05/2023)
	1		vs Clemson (N) (11/25/2022)
<b>TURNOVERS</b>	5		Tennessee (02/16/2023)
	7		Louisiana Tech (03/16/2023)
<b>FOULS</b>	11		SFA (03/20/2023)
	11		Arkansas St. (12/11/2022)





**2022-23 Arkansas Women's Basketball**  
**Category Leaders**  
**All games**

Page 1/3  
as of Mar 25, 2023

**Points**

##	Player	G	Pts	Pts/G
4	Barnum, Erynn	36	542	15.1
2	Spencer, Samara	36	519	14.4
43	Daniels, Makayla	33	428	13.0
34	Carr, Chrissy	36	425	11.8
0	Poffenbarger, Saylor	36	313	8.7
24	Wolfenbarger, Jersey	34	133	3.9
30	Dauda, Maryam	34	123	3.6
11	Langerman, Rylee	36	86	2.4
55	Ellis, Emrie	27	29	1.1
22	Hughes, Avery	14	9	0.6
20	Johnson, Karley	10	1	0.1

**Scoring Average**

##	Player	G	Pts	Pts/G
4	Barnum, Erynn	36	542	15.1
2	Spencer, Samara	36	519	14.4
43	Daniels, Makayla	33	428	13.0
34	Carr, Chrissy	36	425	11.8
0	Poffenbarger, Saylor	36	313	8.7
24	Wolfenbarger, Jersey	34	133	3.9
30	Dauda, Maryam	34	123	3.6
11	Langerman, Rylee	36	86	2.4
55	Ellis, Emrie	27	29	1.1
22	Hughes, Avery	14	9	0.6
20	Johnson, Karley	10	1	0.1

**Field Goal Percentage**

##	Player	FG	Att	Pct
4	Barnum, Erynn	202	359	.563
30	Dauda, Maryam	47	112	.420
2	Spencer, Samara	178	447	.398
34	Carr, Chrissy	136	357	.381
24	Wolfenbarger, Jersey	47	124	.379
43	Daniels, Makayla	117	337	.347
0	Poffenbarger, Saylor	108	321	.336
55	Ellis, Emrie	10	32	.313
11	Langerman, Rylee	25	82	.305
22	Hughes, Avery	1	6	.167

**Field Goal Attempts**

##	Player	G	Att	Att/G
2	Spencer, Samara	36	447	12.4
4	Barnum, Erynn	36	359	10.0
34	Carr, Chrissy	36	357	9.9
43	Daniels, Makayla	33	337	10.2
0	Poffenbarger, Saylor	36	321	8.9

**Field Goals Made**

##	Player	G	Made	Made/G
4	Barnum, Erynn	36	202	5.6
2	Spencer, Samara	36	178	4.9
34	Carr, Chrissy	36	136	3.8
43	Daniels, Makayla	33	117	3.5
0	Poffenbarger, Saylor	36	108	3.0

**3-Point FG Percentage**

##	Player	3FG	Att	Pct
34	Carr, Chrissy	85	251	.339
43	Daniels, Makayla	66	199	.332
2	Spencer, Samara	63	196	.321
55	Ellis, Emrie	4	13	.308
4	Barnum, Erynn	13	43	.302
11	Langerman, Rylee	15	56	.268
30	Dauda, Maryam	6	24	.250
0	Poffenbarger, Saylor	36	153	.235
24	Wolfenbarger, Jersey	10	49	.204

**3-Point FG Attempts**

##	Player	G	Att	Att/G
34	Carr, Chrissy	36	251	7.0
43	Daniels, Makayla	33	199	6.0
2	Spencer, Samara	36	196	5.4
0	Poffenbarger, Saylor	36	153	4.3
11	Langerman, Rylee	36	56	1.6

**3-Point FG Made**

##	Player	G	Made	Made/G
34	Carr, Chrissy	36	85	2.4
43	Daniels, Makayla	33	66	2.0
2	Spencer, Samara	36	63	1.8
0	Poffenbarger, Saylor	36	36	1.0
11	Langerman, Rylee	36	15	0.4



## Free Throw Percentage

##	Player	Made	Att	Pct
34	Carr, Chrissy	68	80	.850
43	Daniels, Makayla	128	166	.771
30	Dauda, Maryam	23	31	.742
0	Poffenbarger, Saylor	61	87	.701
22	Hughes, Avery	7	10	.700
24	Wolfenbarger, Jersey	29	44	.659
4	Barnum, Erynn	125	198	.631
55	Ellis, Emrie	5	8	.625
11	Langerman, Rylee	21	38	.553
2	Spencer, Samara	100	181	.552
20	Johnson, Karley	1	2	.500

## Rebounds

##	Player	G	Reb	Reb/G
0	Poffenbarger, Saylor	36	249	6.9
4	Barnum, Erynn	36	231	6.4
2	Spencer, Samara	36	135	3.8
43	Daniels, Makayla	33	133	4.0
34	Carr, Chrissy	36	126	3.5

## Rebounds Average

##	Player	G	Reb	Reb/G
0	Poffenbarger, Saylor	36	249	6.9
4	Barnum, Erynn	36	231	6.4
43	Daniels, Makayla	33	133	4.0
2	Spencer, Samara	36	135	3.8
34	Carr, Chrissy	36	126	3.5

## Offensive Rebounds

##	Player	G	OReb	OReb/G
4	Barnum, Erynn	36	88	2.4
30	Dauda, Maryam	34	45	1.3
11	Langerman, Rylee	36	40	1.1
24	Wolfenbarger, Jersey	34	34	1.0
43	Daniels, Makayla	33	33	1.0

## Defensive Rebounds

##	Player	G	DReb	DReb/G
0	Poffenbarger, Saylor	36	219	6.1
4	Barnum, Erynn	36	143	4.0
2	Spencer, Samara	36	130	3.6
43	Daniels, Makayla	33	100	3.0
34	Carr, Chrissy	36	100	2.8

## Fouls

##	Player	G	PF	PF/G
4	Barnum, Erynn	36	91	2.5
43	Daniels, Makayla	33	87	2.6
0	Poffenbarger, Saylor	36	84	2.3
34	Carr, Chrissy	36	74	2.1
2	Spencer, Samara	36	69	1.9

## Foul Outs

##	Player	G	FO
0	Poffenbarger, Saylor	36	3
2	Spencer, Samara	36	2
34	Carr, Chrissy	36	2
43	Daniels, Makayla	33	1

## Free Throw Attempts

##	Player	G	Att	Att/G
4	Barnum, Erynn	36	198	5.5
2	Spencer, Samara	36	181	5.0
43	Daniels, Makayla	33	166	5.0
0	Poffenbarger, Saylor	36	87	2.4
34	Carr, Chrissy	36	80	2.2

## Free Throws Made

##	Player	G	Made	Made/G
43	Daniels, Makayla	33	128	3.9
4	Barnum, Erynn	36	125	3.5
2	Spencer, Samara	36	100	2.8
34	Carr, Chrissy	36	68	1.9
0	Poffenbarger, Saylor	36	61	1.7

## Assists

##	Player	G	Asst	Asst/G
2	Spencer, Samara	36	154	4.3
43	Daniels, Makayla	33	97	2.9
0	Poffenbarger, Saylor	36	88	2.4
4	Barnum, Erynn	36	64	1.8
30	Dauda, Maryam	34	22	0.6

## Steals

##	Player	G	Stl	Stl/G
43	Daniels, Makayla	33	56	1.7
4	Barnum, Erynn	36	46	1.3
2	Spencer, Samara	36	41	1.1
11	Langerman, Rylee	36	35	1.0
34	Carr, Chrissy	36	20	0.6

## Blocked Shots

##	Player	G	Blk	Blk/G
0	Poffenbarger, Saylor	36	39	1.1
4	Barnum, Erynn	36	37	1.0
24	Wolfenbarger, Jersey	34	23	0.7
30	Dauda, Maryam	34	22	0.6
43	Daniels, Makayla	33	11	0.3

## Minutes

##	Player	G	Min	Min/G
2	Spencer, Samara	36	1218	33:51
0	Poffenbarger, Saylor	36	1166	32:24
43	Daniels, Makayla	33	1064	32:15
34	Carr, Chrissy	36	1007	27:58
4	Barnum, Erynn	36	958	26:36

## Turnovers

##	Player	G	TO	TO/G
2	Spencer, Samara	36	105	2.9
4	Barnum, Erynn	36	84	2.3
0	Poffenbarger, Saylor	36	74	2.1
43	Daniels, Makayla	33	70	2.1
30	Dauda, Maryam	34	42	1.2





2022-23 Arkansas Women's Basketball  
Points-rebounds-assists  
All games

Page 1/2  
as of Mar 25, 2023

Opponent	Date	Score	0	2	4	11	20	21	22	24	30	34	43	55
			POFFENBARG	SPENCER, SA	BARNUM, ERY	LANGERMAN,	JOHNSON, KA	LINDSEY, LO	HUGHES, AVE	WOLFENBARG	DAUDA, MARY	CARR, CHRIS	DANIELS, MALLIS, EMRI	
at Ark - Pine Bluff	11/07/2022	70-50 W	11-8-2	15-4-4	15-11-1	4-6-0	DNP	DNP	DNP	5-1-0	4-3-1	10-3-0	4-6-1	0-2-0
Central Ark.	11/11/2022	72-34 W	2-7-1	5-2-3	19-9-2	9-4-0	0-0-0	0-0-0	DNP	5-1-0	10-5-0	8-8-0	14-2-4	0-4-0
Tulsa	11/14/2022	79-70 W	2-10-3	13-3-4	27-8-0	10-5-1	DNP	DNP	DNP	2-0-0	3-3-0	3-6-0	19-9-3	DNP
Kent St.	11/17/2022	80-59 W	2-6-1	22-7-7	20-6-1	5-2-2	0-1-0	DNP	0-0-1	4-6-0	6-5-1	12-4-1	9-2-5	0-1-0
at Little Rock	11/20/2022	93-49 W	9-9-1	11-7-6	15-9-1	3-0-0	1-0-1	0-0-0	2-0-0	6-5-1	7-4-2	22-2-0	12-3-4	5-2-0
vs Northern Ariz.	11/24/2022	82-73 W	13-5-2	27-4-2	7-7-2	3-2-1	DNP	DNP	DNP	2-4-0	5-4-1	7-7-0	18-6-4	0-0-0
vs Clemson	11/25/2022	76-62 W	15-9-1	3-5-6	14-9-1	3-0-0	DNP	DNP	DNP	1-4-1	0-3-0	19-4-1	21-5-2	DNP
vs Kansas St.	11/26/2022	69-53 W	9-6-6	6-8-4	17-4-1	0-4-0	0-0-0	0-0-0	0-0-0	1-2-0	5-4-0	18-4-0	13-6-2	0-0-0
Troy	12/01/2022	87-70 W	9-3-5	19-3-6	18-8-2	1-5-3	0-1-0	0-0-0	4-0-0	11-3-0	0-7-0	14-3-0	10-3-4	1-0-0
Oral Roberts	12/04/2022	92-58 W	14-13-5	32-2-3	6-5-4	3-5-1	0-0-0	0-0-0	1-0-0	9-12-1	10-8-1	15-5-1	DNP	2-1-0
Lamar University	12/08/2022	63-50 W	17-12-3	17-0-4	5-8-3	0-6-0	DNP	DNP	DNP	4-6-0	2-0-0	18-2-0	DNP	0-0-0
Arkansas St.	12/11/2022	77-63 W	1-9-5	19-4-4	16-1-0	5-5-1	DNP	DNP	DNP	15-6-0	11-8-1	10-6-0	DNP	DNP
at Creighton	12/17/2022	83-75 W	16-11-3	26-4-4	15-2-4	6-5-0	DNP	DNP	DNP	0-3-0	4-1-1	4-2-0	12-2-3	DNP
vs Oregon	12/20/2022	78-85 L	5-11-3	20-7-10	22-9-0	7-7-0	DNP	DNP	DNP	DNP	6-1-1	3-1-3	15-3-1	0-1-0
vs South Fla.	12/21/2022	65-66 Lot	3-7-3	9-6-3	21-3-2	0-3-1	DNP	DNP	DNP	DNP	2-0-1	10-3-0	20-4-3	0-0-0
LSU	12/29/2022	45-69 L	1-3-1	17-1-1	7-4-1	0-2-0	DNP	DNP	0-0-0	1-6-0	3-2-0	6-4-1	10-6-3	0-0-0
at Kentucky	01/01/2023	71-50 W	17-7-3	6-2-5	17-8-7	6-7-1	DNP	DNP	0-0-0	4-3-0	2-3-1	8-4-1	11-2-4	0-1-0
Florida	01/05/2023	102-74 W	16-8-2	16-4-6	15-8-6	8-3-2	0-0-0	0-0-0	2-0-0	8-7-1	0-1-3	16-1-1	16-1-2	5-1-0
at Missouri	01/08/2023	77-55 W	24-6-1	2-9-6	21-11-2	3-4-0	DNP	DNP	DNP	2-3-0	0-1-0	16-4-1	9-5-2	DNP
Vanderbilt	01/16/2023	84-81 W	13-5-1	23-5-3	18-9-5	1-3-0	DNP	DNP	DNP	0-1-1	2-1-0	11-4-0	16-6-4	DNP
at LSU	01/19/2023	76-79 L	5-2-1	13-2-6	20-7-1	0-2-0	DNP	DNP	DNP	4-3-0	11-4-2	12-2-2	11-3-3	DNP
at South Carolina	01/22/2023	46-92 L	0-1-2	15-1-1	11-2-2	0-2-0	DNP	DNP	DNP	2-3-1	5-2-0	6-2-0	7-0-0	0-0-0
Alabama	01/26/2023	66-69 L	12-5-3	12-2-2	20-9-0	0-0-0	DNP	DNP	DNP	0-0-0	3-0-0	6-2-2	13-6-5	DNP
Ole Miss	01/29/2023	73-76 Lot	2-3-2	16-5-6	37-6-3	0-3-0	DNP	DNP	DNP	0-1-0	2-0-0	4-3-0	12-6-3	DNP
at Auburn	02/05/2023	54-51 W	10-10-1	7-6-4	14-9-0	1-1-1	DNP	DNP	0-0-0	4-2-0	0-0-0	7-3-1	11-4-0	0-2-0
at Vanderbilt	02/09/2023	70-78 L	7-1-1	2-4-4	12-7-0	0-4-1	DNP	DNP	DNP	0-0-0	DNP	18-5-0	31-3-1	0-5-1
Missouri	02/12/2023	61-33 W	6-2-0	6-2-2	14-9-2	3-4-1	0-0-0	0-0-0	0-0-0	3-1-0	0-0-0	18-5-0	11-3-3	0-3-1
Tennessee	02/16/2023	67-87 L	6-4-1	10-1-9	25-1-0	0-2-0	DNP	DNP	0-0-0	4-5-0	0-2-0	14-3-0	5-5-5	3-1-0
at Georgia	02/19/2023	48-71 L	6-7-3	0-0-2	16-7-0	0-1-0	DNP	DNP	DNP	0-2-1	DNP	21-0-1	3-4-6	2-3-0
at Mississippi St.	02/23/2023	73-87 L	7-11-0	25-2-1	9-5-1	2-1-1	DNP	DNP	DNP	0-6-0	4-6-0	9-4-0	17-2-4	0-0-0
Texas A&M	02/26/2023	78-65 W	9-4-5	19-5-5	12-5-1	0-2-0	DNP	DNP	0-0-0	9-3-0	2-0-0	8-6-0	12-4-4	7-3-0
vs Missouri	03/02/2023	85-74 W	6-11-5	19-5-4	4-2-1	3-4-0	DNP	DNP	DNP	0-0-0	2-5-3	34-3-0	17-2-3	0-0-0
vs South Carolina	03/03/2023	66-93 L	22-4-4	16-2-1	8-1-3	0-7-0	DNP	DNP	DNP	2-1-0	2-1-2	4-3-0	12-2-1	0-0-0
Louisiana Tech	03/16/2023	69-47 W	3-11-3	14-6-11	14-6-3	0-4-0	0-0-0	0-1-0	0-0-0	6-3-0	8-2-0	17-5-1	5-3-2	2-0-0
SFA	03/20/2023	60-37 W	5-9-3	27-2-2	6-6-0	0-10-3	0-0-0	0-0-0	0-0-0	9-2-0	0-4-0	0-2-1	11-7-3	2-1-1
Texas Tech	03/24/2023	71-66 W	8-9-2	10-3-3	5-10-2	0-1-0	DNP	DNP	DNP	8-1-2	2-3-1	17-1-2	21-8-3	0-1-0

## 2022-23 SPECIALTY STATS

(ARKANSAS/OPPONENT)

	Result	Pts Off	Pts in	2nd	Fast			Lead					Best Ark			Opp Best	Ark	Opp
Opponent		TO	Paint	Chance	Break	Bench	Ties	Chng		Ark Largest Lead		Run	Opp Largest Lead		Run	Led	Led	
at Ark - Pine Bluff	W, 70-50	18 / 7	32 / 24	15 / 11	16 / 8	15 / 12	0	2	34	2:48	3rd	17-0	1	6:41	1st	12-0	37:44	1:20
CENTRAL ARK.	W, 72-34	16 / 2	32 / 14	5 / 3	7 / 3	24 / 14	2	1	40	0:56	4th	15-0	2	8:51	1st	3-0	37:29	1:06
TULSA	W, 79-70	19 / 7	26 / 28	9 / 0	21 / 5	15 / 13	2	3	15	1:38	1st	9-0	2	9:36	1st	9-0	37:07	1:11
KENT STATE	W, 80-59	11 / 7	38 / 28	12 / 2	13 / 10	15 / 26	2	3	27	8:04	4th	14-0	3	6:50	1st	5-0	37:51	1:27
at Little Rock	W, 93-49	19 / 16	38 / 16	10 / 3	9 / 8	24 / 10	1	1	45	9:05	4th	11-0	2	9:14	1st	4-0	37:22	0:20
NAU!	W, 82-73	29 / 19	44 / 30	10 / 5	9 / 20	10 / 28	2	9	18	0:18	3rd	12-0	4	4:09	1st	6-0	28:08	10:10
Clemson!	W, 76-62	16 / 144	28 / 28	7 / 6	21 / 0	4 / 16	7	2	21	6:58	4th	12-0	2	1:14	2nd	10-0	31:29	2:18
#25 Kansas State!	W, 69-53	10 / 4	30 / 14	7 / 6	6 / 7	6 / 10	3	1	24	1:02	3rd	9-0	4	8:00	1st	5-0	31:40	4:40
TROY	W, 87-70	25 / 13	40 / 20	9 / 14	20 / 17	17 / 13	3	0	27	4:18	3rd	9-0	0	10:00	1st	6-0	38:50	0:00
ORAL ROBERTS	W, 92-58	15 / 7	42 / 36	10 / 10	20 / 13	16 / 8	1	3	36	2:06	4th	14-0	2	9:14	1st	6-0	37:54	1:14
LAMAR	W, 63-50	12 / 9	26 / 20	8 / 10	11 / 14	2 / 14	7	7	13	0:13	4th	9-0	4	6:27	2nd	5-0	24:04	10:24
ARKANSAS ST.	W, 77-63	21 / 13	40 / 18	16 / 4	5 / 4	16 / 18	1	0	16	8:05	3rd	9-0	0	10:00	1st	5-0	37:51	0:00
at #16 Creighton	W, 83-75	11 / 12	26 / 24	11 / 14	10 / 9	10 / 17	1	4	11	2:35	3rd	11-0	6	7:00	2nd	7-0	26:10	12:53
#16 Oregon\$	L, 85-78	15 / 8	26 / 40	12 / 18	11 / 15	13 / 13	9	7	7	5:05	2nd	6-0	7	0:28	4th	9-0	20:50	13:38
USF\$	L (OT), 66-65	11 / 10	26 / 28	4 / 12	10 / 6	2 / 11	9	14	10	9:30	3rd	11-0	5	2:12	3rd	12-0	23:51	15:41
#9 LSU*	L, 69-45	10 / 9	22 / 30	7 / 22	9 / 15	4 / 10	1	4	1	8:09	1st	5-0	25	5:40	4th	9-0	3:55	34:31
at Kentucky*	W, 71-50	33 / 10	34 / 28	9 / 9	4 / 10	12 / 8	4	2	27	2:45	3rd	16-0	2	5:33	1st	9-0	36:09	0:35
FLORIDA*	W, 102-74	12 / 10	34 / 28	16 / 16	12 / 9	23 / 23	5	7	29	0:59	4th	11-0	2	9:41	1st	5-0	35:50	1:29
at #1 Missouri*	W, 77-55	10 / 6	40 / 22	11 / 8	0 / 7	5 / 10	0	1	25	2:17	4th	15-0	5	4:24	1st	5-0	29:04	10:06
VANDERBILT*	W, 84-81	11 / 9	38 / 26	6 / 15	21 / 17	3 / 13	9	5	9	7:14	4TH	8-0	3	7:41	1st	5-0	27:00	5:55
at #3 LSU*	L, 79-76	13 / 10	34 / 42	10 / 23	20 / 12	15 / 5	2	2	3	6:23	4th	7-0	14	5:12	1st	7-0	3:56	35:15
at #1 South Carolina*	L, 92-46	4 / 13	22 / 40	0 / 37	10 / 15	7 / 38	0	4	1	9:27	1st	5-0	48	3:12	4th	15-0	0:38	39:03
ALABAMA*	L, 69-66	15 / 14	22 / 34	7 / 6	12 / 7	3 / 18	6	10	6	6:50	1st	11-0	12	5:32	2nd	15-0	4:39	33:56
OLE MISS*	L (OT), 76-73	17 / 17	34 / 52	3 / 21	5 / 5	2 / 18	8	11	19	1:47	2nd	13-0	5	0:08	OT	10-0	34:53	6:01
at Auburn	W, 54-51	12 / 8	20 / 16	10 / 8	7 / 9	5 / 25	2	0	15	7:14	2nd	8-0	0	10:00	1st	6-0	36:06	0:00
at Vanderbilt	L, 78-70	18 / 16	36 / 36	8 / 14	6 / 8	0 / 8	1	7	2	8:47	1st	8-0	10	5:39	4th	7-0	1:54	36:53
MISSOURI	W, 61-33	24 / 16	18 / 18	5 / 8	5 / 4	6 / 13	1	1	32	8:50	4th	12-0	2	9:24	1st	4-0	37:38	0:54
TENNESSEE	L, 87-67	15 / 7	36 / 34	9 / 17	10 / 10	7 / 22	0	0	0	10:00	1st	6-0	29	7:41	4th	12-0	39:46	0:00
at Georgia	L, 71-48	14 / 18	18 / 38	11 / 18	0 / 5	2 / 27	3	2	1	8:35	1st	7-0	25	2:37	4th	16-0	0:51	37:13
at Mississippi State	L, 87-73	9 / 14	28 / 34	13 / 11	13 / 11	6 / 26	0	0	0	10:00	1st	12-0	28	8:08	3rd	13-0	0:00	39:35
TEXAS A&M	W, 78-65	12 / 8	22 / 14	6 / 16	3 / 1	18 / 20	0	0	23	4:59	3rd	8-0	0	10:00	1st	7-0	38:59	0:00
Missouri	W, 85-74	15 / 20	22 / 22	10 / 6	9 / 2	5 / 17	7	16	12	0:46	4th	16-0	11	0:51	3rd	11-0	17:47	18:24
#1 South Carolina	L, 93-66	9 / 13	18 / 60	12 / 16	2 / 9	4 / 43	2	1	2	9:33	1st	7-0	29	0:22	4th	10-0	38:36	0:16
LOUISIANA TECH	W, 69-47	9 / 6	30 / 30	11 / 14	11 / 0	16 / 13	0	0	23	1:41	4th	9-0	0	10:00	1st	8-0	39:27	0:00
SFA	W, 60-37	17 / 7	18 / 16	18 / 0	20 / 0	11 / 11	0	1	28	4:14	4th	14-0	4	7:08	1st	7-0	33:08	5:11
TEXAS TECH	W, 71-66	17 / 20	14 / 18	16 / 8	15 / 2	10 / 15	4	6	15	4:42	1st	15-0	5	2:19	2nd	10-0	29:10	8:12





## 2022-23 Arkansas Women's Basketball Player Highs Analysis All games

Page 1/5  
as of Mar 25, 2023

### Arkansas - Individual Game Highs

POINTS	37		Erynn Barnum vs Ole Miss (01/29/2023)
	34		Chrissy Carr vs Missouri (N) (03/02/2023)
	32		Samara Spencer vs Oral Roberts (12/04/2022)
	31		Makayla Daniels at Vanderbilt (02/09/2023)
	27		Samara Spencer vs SFA (03/20/2023)
	27		Samara Spencer vs Northern Ariz. (N) (11/24/2022)
	27		Erynn Barnum vs Tulsa (11/14/2022)
FIELD GOALS MADE	13		Erynn Barnum vs Ole Miss (01/29/2023)
	11		Chrissy Carr vs Missouri (N) (03/02/2023)
	11		Makayla Daniels at Vanderbilt (02/09/2023)
FIELD GOAL ATTEMPTS	23		Makayla Daniels at Vanderbilt (02/09/2023)
	21		Erynn Barnum vs Ole Miss (01/29/2023)
	21		Samara Spencer vs Northern Ariz. (N) (11/24/2022)
FIELD GOAL PERCENTAGE (min 5 made)	1.000	(8-8)	Erynn Barnum vs Arkansas St. (12/11/2022)
	1.000	(5-5)	Erynn Barnum at Little Rock (11/20/2022)
3 PT FG MADE	6		Chrissy Carr vs Missouri (N) (03/02/2023)
	6		Samara Spencer vs Oral Roberts (12/04/2022)
3 PT FG ATTEMPTS	13		Chrissy Carr vs Louisiana Tech (03/16/2023)
	13		Chrissy Carr at Georgia (02/19/2023)
3 PT FG PERCENTAGE (min 2 made)	1.000	(2-2)	Rylee Langerman vs Oregon (N) (12/20/2022)
	.750	(6-8)	Chrissy Carr vs Missouri (N) (03/02/2023)
	.750	(6-8)	Samara Spencer vs Oral Roberts (12/04/2022)
	.750	(3-4)	Erynn Barnum vs Oregon (N) (12/20/2022)
	.750	(3-4)	Makayla Daniels at Little Rock (11/20/2022)
FREE THROWS MADE	9		Samara Spencer vs SFA (03/20/2023)
	9		Erynn Barnum vs Central Ark. (11/11/2022)
FREE THROW ATTEMPTS	16		Samara Spencer vs Lamar University (12/08/2022)
	13		Samara Spencer at Mississippi St. (02/23/2023)
	13		Erynn Barnum vs Ole Miss (01/29/2023)
	13		Erynn Barnum at Ark.-Pine Bluff (11/07/2022)
FREE THROW PERCENTAGE (min 3 made)	1.000	(9-9)	Erynn Barnum vs Central Ark. (11/11/2022)
	1.000	(8-8)	Makayla Daniels vs Missouri (N) (03/02/2023)
	1.000	(6-6)	Chrissy Carr vs Missouri (N) (03/02/2023)
	1.000	(5-5)	Erynn Barnum at LSU (01/19/2023)
	1.000	(5-5)	Jersey Wolfenbarger vs Oral Roberts (12/04/2022)
	1.000	(4-4)	Chrissy Carr vs South Carolina (N) (03/03/2023)
	1.000	(4-4)	Makayla Daniels at Mississippi St. (02/23/2023)
	1.000	(4-4)	Erynn Barnum at Vanderbilt (02/09/2023)
	1.000	(4-4)	Chrissy Carr at Creighton (12/17/2022)
	1.000	(4-4)	Makayla Daniels vs Troy (12/01/2022)
	1.000	(4-4)	Chrissy Carr at Little Rock (11/20/2022)
	1.000	(3-3)	Erynn Barnum at Mississippi St. (02/23/2023)
	1.000	(3-3)	Makayla Daniels vs Tennessee (02/16/2023)
	1.000	(3-3)	Saylor Poffenbarger vs Florida (01/05/2023)
	1.000	(3-3)	Makayla Daniels vs Kansas St. (N) (11/26/2022)
REBOUNDS	13		Saylor Poffenbarger vs Oral Roberts (12/04/2022)
	12		Saylor Poffenbarger vs Lamar University (12/08/2022)
	12		Jersey Wolfenbarger vs Oral Roberts (12/04/2022)
ASSISTS	11		Samara Spencer vs Louisiana Tech (03/16/2023)
	10		Samara Spencer vs Oregon (N) (12/20/2022)
STEALS	5		Makayla Daniels vs Tennessee (02/16/2023)
	5		Erynn Barnum vs Clemson (N) (11/25/2022)
BLOCKED SHOTS	4		Jersey Wolfenbarger vs Oral Roberts (12/04/2022)
	3		Jersey Wolfenbarger vs SFA (03/20/2023)
	3		Saylor Poffenbarger vs Tennessee (02/16/2023)
	3		Erynn Barnum vs Missouri (02/12/2023)
	3		Chrissy Carr at South Carolina (01/22/2023)
	3		Erynn Barnum at Kentucky (01/01/2023)
	3		Jersey Wolfenbarger vs Lamar University (12/08/2022)
	3		Saylor Poffenbarger vs Lamar University (12/08/2022)
	3		Maryam Dauda vs Northern Ariz. (N) (11/24/2022)
	3		Saylor Poffenbarger vs Kent St. (11/17/2022)
	3		Erynn Barnum vs Central Ark. (11/11/2022)
TURNOVERS	12		Erynn Barnum vs Missouri (02/12/2023)
	8		Samara Spencer vs Clemson (N) (11/25/2022)
FOULS	5		Chrissy Carr vs Texas A&M (02/26/2023)
	5		Saylor Poffenbarger vs Texas A&M (02/26/2023)
	5		Samara Spencer at Mississippi St. (02/23/2023)
	5		Saylor Poffenbarger at Vanderbilt (02/09/2023)
	5		Saylor Poffenbarger at Auburn (02/05/2023)
	5		Makayla Daniels vs Ole Miss (01/29/2023)
	5		Chrissy Carr vs Ole Miss (01/29/2023)
	5		Samara Spencer vs Oregon (N) (12/20/2022)





0 Saylor Poffenbarger | R-Fr. | 6-2 | G | Middletown, Conn. (Middletown HS | UConn)

### POFFENBARGER BENCHMARK STATS

2022-23 SEASON HIGHS

Points	24	at Missouri	1-8-23
FG Made	8	at Missouri	1-8-23*
FG Att.	17	at Kentucky	1-1-23
3FG Made	3	vs. No. 1/1 SC	3-3-23*
3FG Att.	9	at UAPB	11-7-22
FT Made	7	vs. Vanderbilt	1-16-23
FT Att.	8	vs. Vanderbilt	1-16-23
Off. Reb.	4	at #16 Creighton	12-17-22
Def. Reb.	13	vs. Oral Roberts	12-4-22
Rebounds	13	vs. Oral Roberts	12-14-22
Assists	6	vs. #25 K-State	11-26-22
Blocks	3	vs. Tennessee	2-16-23*
Steals	2	vs. Texas A&M	2-26-23*
Minutes	43	vs. Ole Miss	1-29-23

CAREER HIGHS

Points	24	at Missouri	1-8-23
FG Made	8	at Missouri	1-8-23*
FG Att.	17	at Kentucky	1-1-23
3FG Made	3	vs. No. 1/1 SC	3-3-23*
3FG Att.	9	at UAPB	11-7-22
FT Made	6	at Missouri	1-8-23
FT Att.	7	at Missouri	1-8-23
Off. Reb.	4	at #16 Creighton	12-17-22
Def. Reb.	13	vs. Oral Roberts	12-4-22
Rebounds	13	vs. Oral Roberts	12-14-22
Assists	6	vs. #25 K-State	11-26-22
Blocks	3	vs. Tennessee	2-16-23*
Steals	2	vs. Texas A&M	2-26-23*
Minutes	43	vs. Ole Miss	1-29-23

SEC HIGHS

Points	24	at Missouri	1-8-23
FG Made	8	at Missouri	1-8-23*
FG Att.	17	at Kentucky	1-1-23
3FG Made	3	vs. No. 1/1 SC	3-3-23*
3FG Att.	7	avs. No. 1/1 SC	3-3-23*
FT Made	7	vs. Vanderbilt	1-16-23
FT Att.	8	vs. Vanderbilt	1-16-23
Off. Reb.	2	vs. Alabama	1-26-23*
Def. Reb.	10	at Miss. State	2-23-23*
Rebounds	11	vs. Missouri	3-2-23*
Assists	5	vs. Texas A&M	2-26-23
Blocks	3	vs. Tennessee	2-16-23
Steals	2	vs. Texas A&M	2-26-23
Minutes	43	vs. Ole Miss	1-29-23

NOTABLES

Stat	22-23	Career
Double Figure Pts	13	13
Double Figure Rebs	9	9
Double-Doubles	4	4
5+ Assists	6	6
5+ Blocks	-	-
5+ Steals	-	-
Led Team in Pts	4	4
Led Team in Reb	15	15
20+ Points	2	2
30+ Points	-	-

\* Most Recent

### GAME NOTES

- Named to SEC All-Freshman Team
- Coming off eight points and nine boards vs. Texas Tech in WNIT third round, averaging 9.7 boards/gm in last three contests
- Averaged 14.0 points, 7.5 rebounds and 1.0 block per game at SEC Tournament
- Single-season defensive rebound record holder (219) and No. 3 in individual season rebounds (219)
- Her four double-doubles is tied for the most in a season with Taylah Thomas (2019-20)
- Earned league's most SEC Freshman of the Week honors with five
- Tallied career-high 24 points and six rebounds at Missouri
- Ranks third in defensive rebounds/game (6.1), seventh in minutes (32.4) & 11th in rebounds (6.9) in SEC
- A versatile player who can be put in positions one through five during a game
- Believed to be one of two three-year freshmen in the country (Ellie Foster from UNI the other one)
- Enrolled early at UConn in Jan. 2021

### WHO IS SAYLOR POFFENBARGER?

- Majoring in recreation and sport management
- Plays for her little brother that passed away
- Comes from an athletic family: mother, Amy, played basketball at Missouri and was a huge influence on Saylor's basketball journey, and three of her brothers play quarterback: Reese (21) – starting quarterback for Albany, Brittin (15) – freshman in HS football and Higgins (10) – fourth grade football player
- Played against teammate Makayla Daniels a few times and was on the same AAU team as her at one point
- Favorite movie: Legally Blonde

### #0 POFFENBARGER, Saylor

Opponent	Date	GS	MIN	Total		3-Pointers		Free throws		Rebounds		PF	A	TO	BLK	STL	PTS	AVG			
				FG-FGA	PCT	3FG-3FGA	PCT	FT-FTA	PCT	OFF	DEF								TOT	AVG	
at Ark.-Pine Bluff	11/07/2022	*	27:35	3-14	.214	2-9	.222	3-6	.500	2	6	8	8.0	1	2	2	1	0	11	11.0	
Central Ark.	11/11/2022	*	30:24	0-5	.000	0-3	.000	2-4	.500	0	7	7	7.5	1	1	2	2	0	2	6.5	
Tulsa	11/14/2022	*	28:35	1-4	.250	0-2	.000	0-0	.000	2	8	10	8.3	4	3	0	0	1	2	5.0	
Kent St.	11/17/2022	*	29:51	0-7	.000	0-3	.000	2-2	1.000	1	5	6	7.8	0	1	1	3	1	2	4.3	
at Little Rock	11/20/2022	*	27:53	3-4	.750	0-1	.000	3-4	.750	0	9	9	8.0	3	1	3	0	0	9	5.2	
vs Northern Ariz.	11/24/2022	*	31:41	4-10	.400	2-6	.333	3-4	.750	2	3	5	7.5	3	2	4	1	1	13	6.5	
vs Clemson	11/25/2022	*	37:48	5-8	.625	2-4	.500	3-4	.750	0	9	9	7.7	2	1	4	0	1	15	7.7	
vs Kansas St.	11/26/2022	*	35:26	3-8	.375	2-4	.500	1-2	.500	1	5	6	7.5	2	6	2	2	1	9	7.9	
Troy	12/01/2022	*	24:18	3-8	.375	1-4	.250	2-2	1.000	0	3	3	7.0	1	5	3	1	0	9	8.0	
Oral Roberts	12/04/2022	*	26:09	5-11	.455	1-3	.333	3-4	.750	0	13	13	7.6	4	5	0	1	0	14	8.6	
Lamar University	12/08/2022	*	37:37	7-13	.538	2-5	.400	1-3	.333	2	10	12	8.0	3	3	5	3	2	17	9.4	
Arkansas St.	12/11/2022	*	36:55	0-11	.000	0-8	.000	1-2	.500	0	9	9	8.1	1	5	1	1	1	1	8.7	
at Creighton	12/17/2022	*	37:44	6-16	.375	2-7	.286	2-3	.667	4	7	11	8.3	3	3	6	0	2	16	9.2	
vs Oregon	12/20/2022	*	34:09	2-9	.222	1-6	.167	0-0	.000	1	10	11	8.5	3	3	2	1	1	5	8.9	
vs South Fla.	12/21/2022	*	39:28	1-5	.200	1-4	.250	0-0	.000	0	7	7	8.4	1	3	0	1	1	3	8.5	
LSU	12/29/2022	*	20:03	0-5	.000	0-1	.000	1-2	.500	0	3	3	8.1	4	1	1	0	0	1	8.1	
at Kentucky	01/01/2023	*	33:57	8-17	.471	0-3	.000	1-1	1.000	2	5	7	8.0	2	3	6	2	0	17	8.6	
Florida	01/05/2023	*	17:42	6-8	.750	1-2	.500	3-3	1.000	1	7	8	8.0	3	2	2	1	0	16	9.0	
at Missouri	01/08/2023	*	35:36	8-16	.500	2-7	.286	6-7	.857	1	5	6	7.9	1	1	2	1	0	24	9.8	
Vanderbilt	01/16/2023	*	36:15	3-11	.273	0-4	.000	7-8	.875	1	4	5	7.8	3	1	2	0	1	13	10.0	
at LSU	01/19/2023	*	32:44	2-4	.500	1-2	.500	0-0	.000	0	2	2	7.5	4	1	2	2	0	5	9.7	
at South Carolina	01/22/2023	*	27:14	0-3	.000	0-1	.000	0-0	.000	0	1	1	7.2	1	2	2	1	0	0	9.3	
Alabama	01/26/2023	*	38:21	3-9	.333	3-5	.600	3-4	.750	2	3	5	7.1	2	3	5	2	0	12	9.4	
Ole Miss	01/29/2023	*	43:22	1-7	.143	0-2	.000	0-0	.000	1	2	3	6.9	1	2	2	2	0	2	9.1	
at Auburn	02/05/2023	*	37:57	3-10	.300	1-5	.200	3-6	.500	0	10	10	7.0	5	1	3	0	1	10	9.1	
at Vanderbilt	02/09/2023	*	30:42	3-6	.500	0-3	.000	1-2	.500	0	1	1	6.8	5	1	1	1	0	7	9.0	
Missouri	02/12/2023	*	35:46	2-9	.222	1-3	.333	1-2	.500	0	2	2	6.6	2	0	1	1	0	6	8.9	
Tennessee	02/16/2023	*	31:25	3-9	.333	0-3	.000	0-0	.000	1	3	4	6.5	0	1	0	3	0	6	8.8	
at Georgia	02/19/2023	*	35:29	3-11	.273	0-6	.000	0-0	.000	0	7	7	6.6	3	3	2	0	1	6	8.7	
at Mississippi St.	02/23/2023	*	32:31	2-8	.250	1-3	.333	2-3	.667	1	10	11	6.7	2	0	0	1	1	7	8.7	
Texas A&M	02/26/2023	*	29:49	3-6	.500	3-5	.600	0-0	.000	0	4	4	6.6	5	5	1	1	2	9	8.7	
vs Missouri	03/02/2023	*	39:08	3-11	.273	0-4	.000	0-0	.000	2	9	11	6.8	2	5	2	1	0	6	8.6	
vs South Carolina	03/03/2023	*	35:11	7-11	.636	3-7	.429	5-6	.833	0	4	4	6.7	4	4	2	1	0	22	9.0	
Louisiana Tech	03/16/2023	*	27:53	1-7	.143	1-5	.200	0-0	.000	0	11	11	6.8	0	3	0	0	1	3	8.8	
SFA	03/20/2023	*	23:39	2-11	.182	1-5	.200	0-1	.000	1	8	9	6.9	2	3	2	1	0	5	8.7	
Texas Tech	03/24/2023	*	35:50	2-9	.222	2-8	.250	2-2	1.000	2	7	9	6.9	1	2	1	1	1	8	8.7	
Totals			36	1166:07	108-321	.336	36-153	.235	61-87	.701	30	219	249	6.9	84	88	74	39	20	313	8.7

### Player Averages

Games Played	Minutes/game	Points/game	FG Pct	3FG Pct	FT Pct	Rebounds/game	Assists/game	Turnovers/game	Assist/Turnover ratio	Steals/game	Blocks/game
36	32.4	8.7	33.6	23.5	70.1	6.9	2.4	2.1	1.2	0.6	1.1

### CAREER STATISTICS

				Field Goals		3-Point		F-Throws		Rebounds										Scoring	
SEASON	TEAM	GP-GS	MIN/AVG	FG-FGA	FG%	3FG-3FGA	3FG%	FT-FTA	FT%	OFF	DEF	TOT	AVG	PF-FO	A	TO	BLK	STL	PTS	AVG	
2020-21	UConn	12-0	33/2.7	2-15	.133	1-11	.091	1-1	1.000	1	3	4	0.3	2-0	0	0	1	0	6	0.5	
2022-23	Ark	36-36	1166/32.4	108-321	.336	36-153	.235	61-87	.701	30	219	249	6.9	84-3	88	74	39	20	313	8.7	
TOTAL FOR Ark		36-36	1166/32.4	108-321	.336	36-153	.235	61-87	.701	30	219	249	6.9	84-3	88	74	39	20	313	8.7	
TOTAL		48-36	1199/25.0	110-336	.327	37-164	.226	62-88	.705	31	222	253	5.3	86-3	88	74	40	20	319	6.6	





2 Samara Spencer | So. | 5-7 | G | Fort Lauderdale, Fla. (St. Thomas Aquinas HS)

SPENCER BENCHMARK STATS

Points	32	vs. Oral Roberts	12-4-22
FG Made	10	at #16 Creighton	12-17-22*
FG Att.	21	vs. NAU	11-24-22
3FG Made	6	vs. Oral Roberts	12-4-22
3FG Att.	11	vs. Tulsa	11-14-22
FT Made	9	vs. SFA	3-20-23
FT Att.	16	vs. Lamar	12-8-22
Off. Reb.	1	vs. Texas Tech	3-24-23*
Def. Reb.	9	at Missouri	1-8-23
Rebounds	9	at Missouri	1-8-23
Assists	11	vs. LA Tech	3-16-23
Blocks	2	vs. Missouri	3-2-23*
Steals	4	vs. NAU	11-24-22
Minutes	43	vs. Ole Miss	1-29-23

2022-23 SEASON HIGHS

Points	32	vs. Oral Roberts	12-4-22
FG Made	10	at #16 Creighton	12-17-22*
FG Att.	21	vs. NAU	11-24-22*
3FG Made	6	vs. Oral Roberts	12-4-22
3FG Att.	11	vs. Tulsa	11-14-22
FT Made	9	vs. SFA	3-20-23
FT Att.	16	vs. Lamar	12-8-22
Off. Reb.	2	vs. #1 SC	3-4-22*
Def. Reb.	9	at Missouri	1-8-23
Rebounds	9	at Missouri	1-8-23
Assists	11	vs. LA Tech	3-16-23
Blocks	2	vs. Missouri	3-2-23*
Steals	4	vs. NAU	11-24-22*
Minutes	43	vs. Ole Miss	1-29-23*

CAREER HIGHS

Points	25	at Miss. State	2-23-23
FG Made	9	vs. Vanderbilt	1-16-23*
FG Att.	21	at Missouri	2-13-22*
3FG Made	5	vs. Miss. State	1-23-22
3FG Att.	8	vs. Texas A&M	2-26-23*
FT Made	6	at Miss. State	2-27-22*
FT Att.	13	at Miss. State	2-23-23
Off. Reb.	2	vs. #1 SC	3-4-22*
Def. Reb.	9	at Missouri	1-8-23
Rebounds	9	at Missouri	1-8-23
Assists	9	vs. Tennessee	2-16-23
Blocks	2	vs. Missouri	3-2-23
Steals	3	at Miss. State	2-23-23*
Minutes	43	vs. Ole Miss	1-29-23*

SEC HIGHS

Stat	21-22	22-23	Career
Double Figure Pts	20	26	46
Double Figure Rebs	-	-	-
Double-Doubles	-	1	1
5+ Assists	5	13	18
5+ Blocks	-	-	-
5+ Steals	-	-	-
Led Team in Pts	5	14	19
Led Team in Reb	1	2	3
20+ Points	3	8	11
30+ Points	-	1	1

NOTABLES

\* Most Recent

GAME NOTES

- Has averaged 17.0 points, 3.7 rebounds and 5.3 assists/gm in the three Postseason WNIT games
- Coming off 10 points, while drawing eight fouls against Texas Tech in Postseason WNIT Super 16
- Registered eighth 20+ piece of the year with 27 points & four 3-pointers vs. SFA in WNIT Second Round
- Logged a near triple-double with 14 points, 11 assists and six rebounds vs. LA Tech in WNIT First Round
- Fifth in assists (4.3) and free throw attempts (181), sixth in field goal attempts (447), 10th in assist/turnover ratio (1.5) and 15th in scoring (14.4) in the SEC
- In the NCAA, 40th in total assists (154), which is the seventh most in single season as a Razorback
- Named 2022 SEC Freshman of the Year, first Arkansas player since 2009 (C'eria Ricketts)
- Won SEC Freshman of the Week four times last season
- Has registered 11 career 20-point games, including eight this season (one of those 30+)
- Finished third on the team in scoring and led the way in assists (96) as a freshman
- Led St. Thomas Aquinas to a state title during her senior season

WHO IS SAMARA SPENCER?

- Majoring in recreation and sport management
- First Floridian to make up an Arkansas WBB roster since 2010
- Favorite foods: Steak or lasagna
- Favorite place to eat in Fayetteville: Tacos 4 Life
- Proudest accomplishment in basketball: winning SEC Freshman of the year last year

#2 SPENCER, Samara

2022-23 SPENSER SUMMIT																					
Opponent	Date	GS	MIN	FG-FGA	PCT	3FG-3FGA	PCT	Free throws	PCT	OFF	DEF	TOT	AVG	PF	A	TO	BLK	STL	PTS	AVG	
at Ark.-Pine Bluff	11/07/2022	*	31:00	6-16	.375	1-7	.143	2-8	.250	0	4	4	4.0	4	4	1	0	0	15	15.0	
Central Ark.	11/11/2022	*	18:51	1-5	.200	0-2	.000	3-7	.429	0	2	2	3.0	3	3	2	0	0	5	10.0	
Tulsa	11/14/2022	*	39:04	3-16	.188	3-11	.273	4-6	.667	0	3	3	3.0	2	4	2	0	0	13	11.0	
Kent St.	11/17/2022	*	28:15	8-13	.615	3-6	.500	3-4	.750	0	7	7	4.0	1	7	2	0	1	22	13.8	
at Little Rock	11/20/2022	*	30:08	4-9	.444	0-4	.000	3-4	.750	0	7	7	4.6	1	6	6	0	0	11	13.2	
vs Northern Ariz.	11/24/2022	*	39:29	10-21	.476	3-7	.429	4-6	.667	0	4	4	4.5	1	2	2	0	4	27	15.5	
vs Clemson	11/25/2022	*	27:30	1-5	.200	0-2	.000	1-6	.167	0	5	5	4.6	3	6	8	0	0	3	13.7	
vs Kansas St.	11/26/2022	*	30:17	3-11	.273	0-6	.000	0-0	.000	1	7	8	5.0	3	4	3	0	3	6	12.8	
Troy	12/01/2022	*	27:47	8-15	.533	3-8	.375	0-3	.000	0	3	3	4.8	1	6	3	0	1	19	13.4	
Oral Roberts	12/04/2022	*	30:40	10-17	.588	6-8	.750	6-12	.500	1	1	2	4.5	1	3	2	1	3	32	15.3	
Lamar University	12/08/2022	*	33:45	5-10	.500	1-3	.333	6-16	.375	0	0	0	4.1	4	4	5	0	0	17	15.5	
Arkansas St.	12/11/2022	*	40:00	5-12	.417	2-5	.400	7-10	.700	0	4	4	4.1	0	4	4	1	2	19	15.8	
at Creighton	12/17/2022	*	36:38	10-17	.588	5-7	.714	1-4	.250	0	4	4	4.1	3	4	1	0	0	26	16.5	
vs Oregon	12/20/2022	*	38:40	6-18	.333	2-6	.333	6-8	.750	0	7	7	4.3	5	10	2	0	1	20	16.8	
vs South Fla.	12/21/2022	*	42:03	1-9	.111	0-5	.000	7-9	.778	0	6	6	4.4	1	3	4	2	1	9	16.3	
LSU	12/29/2022	*	34:09	7-15	.467	3-7	.429	0-4	.000	0	1	1	4.2	2	1	4	0	1	17	16.3	
at Kentucky	01/01/2023	*	33:22	1-8	.125	1-4	.250	3-4	.750	0	2	2	4.1	2	5	1	0	2	6	15.7	
Florida	01/05/2023	*	34:19	6-11	.545	3-5	.600	1-1	1.000	0	4	4	4.1	2	6	4	0	0	16	15.7	
at Missouri	01/08/2023	*	34:29	1-5	.200	0-4	.000	0-0	.000	0	9	9	4.3	1	6	0	0	2	2	15.0	
Vanderbilt	01/16/2023	*	37:55	9-15	.600	2-6	.333	3-4	.750	1	4	5	4.4	2	3	3	1	0	23	15.4	
at LSU	01/19/2023	*	35:27	5-15	.333	1-6	.167	2-2	1.000	0	2	2	4.2	3	6	0	0	1	13	15.3	
at South Carolina	01/22/2023	*	29:26	7-15	.467	1-3	.333	0-0	.000	0	1	1	4.1	0	1	0	1	0	15	15.3	
Alabama	01/26/2023	*	34:53	4-10	.400	2-3	.667	2-2	1.000	0	2	2	4.0	2	2	7	0	2	12	15.1	
Ole Miss	01/29/2023	*	42:57	6-13	.462	2-5	.400	2-2	1.000	0	5	5	4.0	1	6	3	1	3	16	15.2	
at Auburn	02/05/2023	*	35:48	1-8	.125	0-4	.000	5-6	.833	0	6	6	4.1	3	4	7	0	1	7	14.8	
at Vanderbilt	02/09/2023	*	37:31	1-8	.125	0-2	.000	0-0	.000	0	4	4	4.1	2	4	3	0	1	2	14.3	
Missouri	02/12/2023	*	28:10	2-6	.333	0-3	.000	2-2	1.000	0	2	2	4.0	0	2	1	0	2	6	14.0	
Tennessee	02/16/2023	*	33:49	4-13	.308	1-6	.167	1-2	.500	0	1	1	3.9	2	9	2	0	1	10	13.9	
at Georgia	02/19/2023	*	36:05	0-8	.000	0-8	.000	0-0	.000	0	0	0	3.8	2	5	0	1	0	1	13.4	
at Mississippi St.	02/23/2023	*	32:01	8-14	.571	4-7	.571	5-13	.385	0	2	2	3.7	5	1	2	0	3	25	13.8	
Texas A&M	02/26/2023	*	35:31	7-15	.467	3-8	.375	2-5	.400	1	4	5	3.8	0	5	3	0	0	19	14.0	
vs Missouri	03/02/2023	*	35:43	6-15	.400	2-7	.286	5-7	.714	0	5	5	3.8	0	4	0	2	0	19	14.1	
vs South Carolina	03/03/2023	*	26:14	7-17	.412	2-4	.500	0-0	.000	0	2	2	3.8	3	1	3	0	2	16	14.2	
Louisiana Tech	03/16/2023	*	34:03	5-14	.357	2-4	.500	2-3	.667	0	6	6	3.8	1	11	3	1	0	14	14.2	
SFA	03/20/2023	*	35:28	7-18	.389	4-8	.500	9-11	.818	0	2	2	3.8	1	2	4	0	1	27	14.5	
Texas Tech	03/24/2023	*	36:60	3-10	.300	1-5	.200	3-10	.300	1	2	3	3.8	2	3	3	0	2	10	14.4	
Totals			36	1218:28	178-447	.398	63-196	.321	100-181	.552	5	130	135	3.8	69	154	105	10	41	519	14.4

Player Averages

Games Played	Minutes/game	Points/game	FG Pct	3FG Pct	FT Pct	Rebounds/game	Assists/game	Turnovers/game	Assist/Turnover ratio	Steals/game	Blocks/game
36	33.8	14.4	39.8	32.1	55.2	3.8	4.3	2.9	1.5	1.1	0.3

CAREER STATISTICS

				Field Goals		3-Point		F-Throws		Rebounds									Scoring	
SEASON	TEAM	GP-GS	MIN/AVG	FG-FGA	FG%	3FG-3FGA	3FG%	FT-FTA	FT%	OFF	DEF	TOT	AVG	PF-FO	A	TO	BLK	STL	PTS	AVG
2021-22	Ark	31-27	930/30.0	138-325	.425	44-128	.344	59-98	.602	18	96	114	3.7	49-0	96	82	8	36	379	12.2
2022-23	Ark	36-36	1218/33.8	178-447	.398	63-196	.321	100-181	.552	5	130	135	3.8	69-2	154	105	10	41	519	14.4
TOTAL		67-63	2149/32.1	316-772	.409	107-324	.330	159-279	.570	23	226	249	3.7	118-2	250	187	18	77	898	13.4





4 Erynn Barnum | R-Sr. | 6-2 | F | Little Rock, Ark. (Little Rock Central HS)

BARNUM BENCHMARK STATS

2022-23 SEASON HIGHS

Points	37	vs. Ole Miss	1-29-23
FG Made	13	vs. Ole Miss	1-29-23
FG Att.	21	vs. Ole Miss	1-29-23
3FG Made	3	vs. Ole Miss	1-29-23*
3FG Att.	5	vs. Ole Miss	1-29-23
FT Made	9	vs. UCA	11-11-22
FT Att.	13	vs. Ole Miss	1-29-23*
Off. Reb.	6	at Vanderbilt	2-9-23*
Def. Reb.	9	at Little Rock	11-20-22
Rebounds	11	at Missouri	1-8-23*
Assists	7	at Kentucky	1-1-23
Blocks	3	vs. Missouri	2-12-23*
Steals	5	vs. Clemson	11-25-22
Minutes	43	vs. Ole Miss	1-29-23

CAREER HIGHS

Points	37	vs. Ole Miss	1-29-23
FG Made	13	vs. Ole Miss	1-29-23
FG Att.	21	vs. Ole Miss	1-29-23
3FG Made	3	vs. Ole Miss	1-29-23*
3FG Att.	5	vs. Ole Miss	1-29-23
FT Made	9	vs. UCA	11-11-22
FT Att.	13	vs. Ole Miss	1-29-23*
Off. Reb.	6	at UAPB	11-7-22*
Def. Reb.	9	at Little Rock	11-20-22
Rebounds	12	vs. Utah	3-18-22*
Assists	7	at Kentucky	1-1-23
Blocks	4	vs. Little Rock	12-21-19*
Steals	5	vs. Clemson	11-25-22
Minutes	43	vs. Ole Miss	1-29-23

SEC HIGHS

Points	37	vs. Ole Miss	1-29-23
FG Made	13	vs. Ole Miss	1-29-23
FG Att.	21	vs. Ole Miss	1-29-23
3FG Made	3	vs. Ole Miss	1-29-23
3FG Att.	5	vs. Ole Miss	1-29-23
FT Made	6	vs. Vanderbilt	1-16-23
FT Att.	11	vs. Vanderbilt	1-16-23
Off. Reb.	6	at Vanderbilt	2-9-23*
Def. Reb.	7	at Missouri	1-8-23
Rebounds	11	at Missouri	1-8-23
Assists	7	at Kentucky	1-1-23
Blocks	3	vs. Missouri	2-12-23*
Steals	3	vs. No. 1/1 SC	3-3-23*
Minutes	43	vs. Ole Miss	1-29-23

NOTABLES

Stat	19-20	20-21	21-22	22-23	Career
Double Figure Pts	4	9	5	27	45
Double Figure Rebs	1	1	1	3	7
Double-Doubles	1	1	-	2	4
5+ Assists	-	-	-	3	3
5+ Blocks	-	-	-	-	-
5+ Steals	-	-	-	1	1
Led Team in Pts	1	-	3	11	15
Led Team in Reb	4	7	7	17	35
20+ Points	-	-	-	9	9
30+ Points	-	-	-	1	1

\* Most Recent

GAME NOTES

- Named to All-SEC Second Team
- Was one of 10 candidates for the Katrina McClain Award (best power forward in the country)
- Coming off five points, 10 boards and two steals vs. Texas Tech in Postseason WNIT Super 16
- Recorded career-high 37 points vs. Ole Miss to be the seventh most points scored by a Razorback in school history, while also surpassing 500 career rebounds
- Leads the team with nine 20-point games, never having one prior to this season
- Now an 1,000-point and 500-rebound club member, 18th Razorback in school history
- Was a perfect 8-of-8 vs. Arkansas State and 5-for-5 vs. Little Rock
- Third in FG percentage (.563), 10th in scoring (15.1) and 14th in rebounds (6.4) in the league
- In NCAA, sits 21st in free throw attempts (198) and 26th in FG percentage
- Ended 2021-22 season by matching a career-high 12 rebounds vs. Utah at the NCAA Tournament
- Averaged 7.6 points, 4.8 rebounds and 17.5 minutes per game last season

WHO IS ERYNN BARNUM?

- Majoring in recreation and sport management
- Played volleyball and was player of the year in high school
- Does her hair before every game
- One of eight siblings
- Born in Pasadena, Calif. and moved to Little Rock when she was 6
- Favorite food: shrimp alfredo

#4 BARNUM, Erynn

Opponent	Date	GS	MIN	Total		3-Pointers		Free throws		Rebounds				PF	A	TO	BLK	STL	PTS	AVG	
				FG-FGA	PCT	3FG-3FGA	PCT	FT-FTA	PCT	OFF	DEF	TOT	AVG								
at Ark.-Pine Bluff	11/07/2022	*	25:04	6-14	.429	0-0	.000	3-13	.231	6	5	11	11.0	2	1	2	0	4	15	15.0	
Central Ark.	11/11/2022	*	22:29	5-8	.625	0-1	.000	9-9	1.000	4	5	9	10.0	2	2	1	3	0	19	17.0	
Tulsa	11/14/2022	*	30:32	10-12	.833	0-0	.000	7-12	.583	3	5	8	9.3	3	0	1	1	2	27	20.3	
Kent St.	11/17/2022	*	21:02	9-13	.692	1-2	.500	1-1	1.000	2	4	6	8.5	0	1	1	1	0	20	20.3	
at Little Rock	11/20/2022	*	20:40	5-5	1.000	0-0	.000	5-6	.833	0	9	9	8.6	3	1	5	1	0	15	19.2	
vs Northern Ariz.	11/24/2022	*	23:03	3-9	.333	0-1	.000	1-2	.500	3	4	7	8.3	3	2	2	0	2	7	17.2	
vs Clemson	11/25/2022	*	25:33	4-5	.800	0-0	.000	6-9	.667	2	7	9	8.4	1	1	1	1	5	14	16.7	
vs Kansas St.	11/26/2022	*	28:44	7-9	.778	0-0	.000	3-5	.600	2	2	4	7.9	1	1	3	2	3	17	16.8	
Troy	12/01/2022	*	19:10	8-9	.889	0-1	.000	2-2	1.000	3	5	8	7.9	1	2	1	0	2	18	16.9	
Oral Roberts	12/04/2022	*	19:43	3-5	.600	0-0	.000	0-0	.000	2	3	5	7.6	3	4	1	1	0	6	15.8	
Lamar University	12/08/2022	*	33:51	2-4	.500	0-1	.000	1-4	.250	3	5	8	7.6	2	3	5	2	1	5	14.8	
Arkansas St.	12/11/2022	*	18:25	8-8	1.000	0-0	.000	0-0	.000	0	1	1	7.1	3	0	2	1	0	16	14.9	
at Creighton	12/17/2022	*	29:35	5-9	.556	0-0	.000	5-7	.714	1	1	2	6.7	2	4	0	2	2	15	14.9	
vs Oregon	12/20/2022	*	27:14	8-17	.471	3-4	.750	3-4	.750	5	4	9	6.9	4	0	0	1	0	22	15.4	
vs South Fla.	12/21/2022	*	39:26	9-17	.529	0-1	.000	3-6	.500	1	2	3	6.6	2	2	2	0	1	21	15.8	
LSU	12/29/2022	*	23:38	3-9	.333	0-2	.000	1-2	.500	0	4	4	6.4	3	1	1	0	0	7	15.3	
at Kentucky	01/01/2023	*	29:17	7-11	.636	0-0	.000	3-4	.750	4	4	8	6.5	2	7	3	3	0	17	15.4	
Florida	01/05/2023	*	24:35	5-8	.625	1-1	1.000	4-8	.500	2	6	8	6.6	4	6	1	1	1	15	15.3	
at Missouri	01/08/2023	*	36:41	9-13	.692	0-1	.000	3-7	.429	4	7	11	6.8	1	2	2	1	1	21	15.6	
Vanderbilt	01/16/2023	*	34:29	6-12	.500	0-0	.000	6-11	.545	4	5	9	7.0	2	5	1	2	3	18	15.8	
at LSU	01/19/2023	*	28:39	7-14	.500	1-4	.250	5-5	1.000	1	6	7	7.0	4	1	3	2	1	20	16.0	
at South Carolina	01/22/2023	*	20:00	3-11	.273	0-3	.000	5-6	.833	0	2	2	6.7	2	2	2	0	2	11	15.7	
Alabama	01/26/2023	*	33:58	8-14	.571	0-1	.000	4-6	.667	4	5	9	6.8	4	0	2	0	2	20	15.9	
Ole Miss	01/29/2023	*	42:42	13-21	.619	3-5	.600	8-13	.615	1	5	6	6.8	2	3	4	1	3	37	16.8	
at Auburn	02/05/2023	*	28:42	5-12	.417	0-0	.000	4-9	.444	6	3	9	6.9	3	0	4	0	1	14	16.7	
at Vanderbilt	02/09/2023	*	25:33	4-8	.500	0-0	.000	4-4	1.000	6	1	7	6.9	4	0	5	1	1	12	16.5	
Missouri	02/12/2023	*	29:36	4-7	.571	1-3	.333	5-6	.833	4	5	9	7.0	3	2	12	3	0	14	16.4	
Tennessee	02/16/2023	*	23:07	10-17	.588	1-3	.333	4-6	.667	0	1	1	6.8	3	0	0	1	0	25	16.7	
at Georgia	02/19/2023	*	27:03	6-12	.500	0-0	.000	4-5	.800	4	3	7	6.8	1	0	2	1	0	16	16.7	
at Mississippi St.	02/23/2023	*	20:04	3-8	.375	0-1	.000	3-3	1.000	2	3	5	6.7	3	1	2	0	1	9	16.4	
Texas A&M	02/26/2023	*	23:42	3-7	.429	1-2	.500	5-10	.500	2	3	5	6.6	4	1	1	1	1	12	16.3	
vs Missouri	03/02/2023	*	15:39	1-1	1.000	0-0	.000	2-4	.500	0	2	2	6.5	4	1	3	0	0	4	15.9	
vs South Carolina	03/03/2023	*	28:21	2-13	.154	1-4	.250	3-4	.750	1	0	1	6.3	2	3	1	2	3	8	15.7	
Louisiana Tech	03/16/2023	*	24:27	7-12	.583	0-2	.000	0-0	.000	0	6	6	6.3	2	3	2	1	0	14	15.6	
SFA	03/20/2023	*	23:32	3-4	.750	0-0	.000	0-1	.000	3	3	6	6.3	2	0	4	0	2	6	15.3	
Texas Tech	03/24/2023	*	29:23	1-1	1.000	0-0	.000	3-4	.750	3	7	10	6.4	4	2	2	1	2	5	15.1	
Totals			36	957:39	202-359	.563	13-43	.302	125-198	.631	88	143	231	6.4	91	64	84	37	46	542	15.1

Player Averages

Games Played	Minutes/game	Points/game	FG Pct	3FG Pct	FT Pct	Rebounds/game	Assists/game	Turnovers/game	Assist/Turnover ratio	Steals/game	Blocks/game
36	26.6	15.1	56.3	30.2	63.1	6.4	1.8	2.3	0.8	1.3	1.0

CAREER STATISTICS

		Field Goals				3-Point		F-Throws		Rebounds								Scoring		
SEASON	TEAM	GP-GS	MIN/AVG	FG-FGA	FG%	3FG-3FGA	3FG%	FT-FTA	FT%	OFF	DEF	TOT	AVG	PF-FO	A	TO	BLK	STL	PTS	AVG
2019-20	Ark	27-0	306/11.3	50-98	.510	3-7	.429	31-52	.596	31	76	107	4.0	26-0	5	11	28	15	134	5.0
2020-21	Ark	28-0	455/16.3	85-145	.586	1-7	.143	44-87	.506	34	94	128	4.6	56-0	11	30	23	21	215	7.7
2021-22	Ark	22-10	385/17.5	55-134	.410	3-16	.188	55-80	.688	35	70	105	4.8	32-0	18	26	12	20	168	7.6
2022-23	Ark	36-36	958/26.6	202-359	.563	13-43	.302	125-198	.631	88	143	231	6.4	91-0	64	84	37	46	542	15.1
TOTAL		113-46	2105/18.6	392-736	.533	20-73	.274	255-417	.612	188	383	571	5.1	205-0	98	151	100	102	1059	9.4





## 11 Rylee Langerman | Jr. | 5-9 | G | Norman, Okla. (Christian Heritage HS)

### LANGERMAN BENCHMARK STATS

#### 2022-23 SEASON HIGHS

Points	10	vs. Tulsa	11-14-22
FG Made	3	vs. UCA	11-11-22
FG Att.	7	vs. Tulsa	11-14-22
3FG Made	2	at Kentucky	1-1-23*
3FG Att.	5	vs. Tulsa	11-14-22
FT Made	4	vs. Tulsa	11-14-22
FT Att.	6	vs. Tulsa	11-14-22
Off. Reb.	4	vs. SFA	3-20-23*
Def. Reb.	7	vs. No. 1/1 SC	3-3-23
Rebounds	10	vs. SFA	3-20-23
Assists	3	vs. SFA	3-20-23*
Blocks	1	vs. LA Tech	3-16-23*
Steals	4	vs. USF	12-21-22*
Minutes	28	vs. SFA	3-20-23

#### CAREER HIGHS

Points	17	vs. Missouri	1-9-22
FG Made	6	vs. Missouri	1-9-22
FG Att.	10	vs. Missouri	1-9-22
3FG Made	5	vs. Missouri	1-9-22
3FG Att.	6	vs. Missouri	1-9-22
FT Made	4	vs. Tulsa	11-14-22*
FT Att.	6	vs. Tulsa	11-14-22
Off. Reb.	5	vs. Auburn	2-10-22
Def. Reb.	7	vs. No. 1/1 SC	3-3-23*
Rebounds	11	at Texas A&M	2-3-22
Assists	4	vs. UCA	12-13-20
Blocks	2	vs. Missouri	3-3-22
Steals	4	vs. USF	12-20-22*
Minutes	34	at Florida	2-17-22

#### SEC HIGHS

Points	17	vs. Missouri	1-9-22
FG Made	6	vs. Missouri	1-9-22
FG Att.	10	vs. Missouri	1-9-22
3FG Made	5	vs. Missouri	1-9-22
3FG Att.	6	vs. Missouri	1-9-22
FT Made	3	vs. Florida	1-5-23
FT Att.	5	vs. Florida	1-5-23
Off. Reb.	5	vs. Auburn	2-10-22
Def. Reb.	7	vs. No. 1/1 SC	3-3-23*
Rebounds	11	at Texas A&M	2-3-22
Assists	3	vs. #12/11 LSU	1-27-2
Blocks	2	vs. Missouri	3-3-22
Steals	4	at Missouri	2-13-22
Minutes	34	at Florida	2-17-22

#### NOTABLES

Stat	20-21	21-22	22-23	Career
Double Figure Pts	-	1	1	2
Double Figure Rebs	-	1	1	2
Double-Doubles	-	-	-	-
5+ Assists	-	-	-	-
5+ Blocks	-	-	-	-
5+ Steals	-	-	-	-
Led Team in Pts	-	-	-	-
Led Team in Reb	-	2	2	4
20+ Points	-	-	-	-
30+ Points	-	-	-	-

\* Most Recent

### GAME NOTES

- SEC Community Service Team recipient for second year & a CSC Academic All-District Team member
- Coming off playing 10 minutes vs. Texas Tech in Postseason WNIT Super 16
- Was all over the floor vs. SFA in WNIT Second Round with 10 rebounds, three assists & three steals
- Glue girl on the team, known for being the player that holds everything together
- Hustle-type or game changing plays are called "Rylees"
- Has matched a career-high four steals in three games this season
- Logged 10 points, five rebounds and four steals against Tulsa
- Leads the bench with minutes logged per game, averaging 17.5 per game
- Averaged 3.2 points and 3.7 rebounds across 19.2 minutes played per game as a sophomore

### WHO IS RYLEE LANGERMAN?

- Majoring in biology
- Easily a fan favorite for the work she has done in the community, serving as an inspiration especially for those who also have Alopecia
- Has a twin brother named Ryan who played basketball and golf
- Chose Arkansas because of the atmosphere and culture
- Can play the guitar
- Favorite place to eat in Fayetteville: Sassy's BBQ

### #11 LANGERMAN, Rylee

Opponent	Date	GS	MIN	FG-FGA	PCT	3FG-3FGA	PCT	FT-FTA	PCT	OFF	DEF	TOT	AVG	PF	A	TO	BLK	STL	PTS	AVG
at Ark.-Pine Bluff	11/07/2022		22:50	1-1	1.000	0-0	.000	2-4	.500	4	2	6	6.0	3	0	2	0	4	4	4.0
Central Ark.	11/11/2022		24:26	3-5	.600	2-4	.500	1-3	.333	0	4	4	5.0	2	0	1	0	0	9	6.5
Tulsa	11/14/2022		22:35	2-7	.286	2-5	.400	4-6	.667	2	3	5	5.0	3	1	0	0	4	10	7.7
Kent St.	11/17/2022		19:11	2-5	.400	1-3	.333	0-0	.000	1	1	2	4.3	1	2	1	0	0	5	7.0
at Little Rock	11/20/2022		13:45	1-1	1.000	0-0	.000	1-2	.500	0	0	0	3.4	1	0	0	0	0	3	6.2
vs Northern Ariz.	11/24/2022		20:56	1-3	.333	0-1	.000	1-2	.500	0	2	2	3.2	1	1	1	0	0	3	5.7
vs Clemson	11/25/2022		18:49	1-1	1.000	0-0	.000	1-2	.500	0	0	0	2.7	4	0	0	0	0	3	5.3
vs Kansas St.	11/26/2022		11:39	0-0	.000	0-0	.000	0-0	.000	0	4	4	2.9	2	0	0	0	0	0	4.6
Troy	12/01/2022		15:55	0-2	.000	0-2	.000	1-2	.500	1	4	5	3.1	2	3	2	0	0	1	4.2
Oral Roberts	12/04/2022		16:32	1-4	.250	0-2	.000	1-2	.500	3	2	5	3.3	2	1	0	0	2	3	4.1
Lamar University	12/08/2022		18:13	0-2	.000	0-2	.000	0-0	.000	1	5	6	3.5	0	0	1	1	1	0	3.7
Arkansas St.	12/11/2022		18:56	2-5	.400	0-2	.000	1-2	.500	3	2	5	3.7	2	1	1	0	0	5	3.8
at Creighton	12/17/2022		25:27	2-3	.667	2-3	.667	0-0	.000	1	4	5	3.8	1	0	0	0	0	6	4.0
vs Oregon	12/20/2022		24:57	2-4	.500	2-2	1.000	1-2	.500	4	3	7	4.0	2	0	3	0	0	7	4.2
vs South Fla.	12/21/2022		17:59	0-2	.000	0-2	.000	0-0	.000	2	1	3	3.9	3	1	0	0	4	0	3.9
LSU	12/29/2022		17:16	0-1	.000	0-0	.000	0-0	.000	1	1	2	3.8	2	0	1	0	2	0	3.7
at Kentucky	01/01/2023		22:54	2-4	.500	2-3	.667	0-0	.000	2	5	7	4.0	0	1	1	0	1	6	3.8
Florida	01/05/2023		18:46	2-4	.500	1-2	.500	3-5	.600	1	2	3	3.9	3	2	1	0	2	8	4.1
at Missouri	01/08/2023		17:08	1-3	.333	1-2	.500	0-0	.000	2	2	4	3.9	2	0	0	0	2	3	4.0
Vanderbilt	01/16/2023		15:35	0-3	.000	0-2	.000	1-2	.500	1	2	3	3.9	2	0	0	1	1	1	3.9
at LSU	01/19/2023		14:59	0-2	.000	0-1	.000	0-0	.000	0	2	2	3.8	1	0	0	0	1	0	3.7
at South Carolina	01/22/2023		20:05	0-1	.000	0-1	.000	0-0	.000	1	1	2	3.7	4	0	1	0	0	0	3.5
Alabama	01/26/2023		15:23	0-2	.000	0-1	.000	0-0	.000	0	0	0	3.6	1	0	0	0	1	0	3.3
Ole Miss	01/29/2023		15:16	0-0	.000	0-0	.000	0-0	.000	0	3	3	3.5	4	0	0	0	2	0	3.2
at Auburn	02/05/2023		13:57	0-1	.000	0-1	.000	1-2	.500	0	1	1	3.4	4	1	1	0	1	1	3.1
at Vanderbilt	02/09/2023		10:40	0-0	.000	0-0	.000	0-0	.000	1	3	4	3.5	1	1	1	0	0	0	3.0
Missouri	02/12/2023		13:28	1-2	.500	1-2	.500	0-0	.000	1	3	4	3.5	1	1	1	0	1	3	3.0
Tennessee	02/16/2023		14:59	0-3	.000	0-3	.000	0-0	.000	0	2	2	3.4	3	0	0	0	0	0	2.9
at Georgia	02/19/2023		12:27	0-0	.000	0-0	.000	0-0	.000	1	0	1	3.3	2	0	1	0	0	0	2.8
at Mississippi St.	02/23/2023		16:48	0-1	.000	0-1	.000	2-2	1.000	0	1	1	3.3	1	1	0	0	1	2	2.8
Texas A&M	02/26/2023		11:13	0-2	.000	0-2	.000	0-0	.000	1	1	2	3.2	1	0	0	0	0	0	2.7
vs Missouri	03/02/2023		15:39	1-2	.500	1-2	.500	0-0	.000	1	3	4	3.3	2	0	2	0	2	3	2.7
vs South Carolina	03/03/2023		18:21	0-0	.000	0-0	.000	0-0	.000	0	7	7	3.4	1	0	1	1	0	0	2.6
Louisiana Tech	03/16/2023		14:18	0-2	.000	0-1	.000	0-0	.000	1	3	4	3.4	0	0	0	1	0	0	2.5
SFA	03/20/2023		28:01	0-2	.000	0-2	.000	0-0	.000	4	6	10	3.6	0	3	1	0	3	0	2.5
Texas Tech	03/24/2023		09:38	0-2	.000	0-2	.000	0-0	.000	0	1	1	3.5	3	0	1	0	0	0	2.4
Totals			0 629:00	25-82	.305	15-56	.268	21-38	.553	40	86	126	3.5	67	20	25	4	35	86	2.4

### Player Averages

Games Played	Minutes/game	Points/game	FG Pct	3FG Pct	FT Pct	Rebounds/game	Assists/game	Turnovers/game	Assist/Turnover ratio	Steals/game	Blocks/game
36	17.5	2.4	30.5	26.8	55.3	3.5	0.6	0.7	0.8	1.0	0.1

### CAREER STATISTICS

SEASON	TEAM	GP-GS	MIN/AVG	FG-FGA	FG%	3FG-3FGA	3FG%	FT-FTA	FT%	OFF	DEF	TOT	AVG	PF-FO	A	TO	BLK	STL	PTS	AVG
2020-21	Ark	13-0	91/7.0	5-16	.313	4-10	.400	2-4	.500	2	12	14	1.1	10-0	7	9	1	1	16	1.2
2021-22	Ark	32-7	613/19.2	36-97	.371	16-50	.320	13-23	.565	41	78	119	3.7	83-2	30	31	11	28	101	3.2
2022-23	Ark	36-0	629/17.5	25-82	.305	15-56	.268	21-38	.553	40	86	126	3.5	67-0	20	25	4	35	86	2.4
TOTAL		81-7	1333/16.5	66-195	.338	35-116	.302	36-65	.554	83	176	259	3.2	160-2	57	65	16	64	203	2.5




**20** Karley Johnson | Fr. | 5-9 | G | Mustang, Okla. (Mustang HS)

**JOHNSON BENCHMARK STATS**
**2022-23 SEASON HIGHS**

Points	1	at Little Rock	11-20-22
FG Made	N/A		
FG Att.	1	vs. Oral Roberts	12-4-22
3FG Made	N/A		
3FG Att.	N/A		
FT Made	1	at Little Rock	11-20-22
FT Att.	1	at Little Rock	11-20-22
Off. Reb.	1	vs. Troy	12-1-22
Def. Reb.	1	vs. Kent State	11-17-22
Rebounds	1	vs. Troy	12-1-22*
Assists	1	at Little Rock	11-20-22
Blocks	N/A		
Steals	1	vs. SFA	3-20-23*
Minutes	6	vs. Troy	12-1-22*

**CAREER HIGHS**

Points	1	at Little Rock	11-20-22
FG Made	N/A		
FG Att.	1	vs. Oral Roberts	12-4-22
3FG Made	N/A		
3FG Att.	N/A		
FT Made	1	at Little Rock	11-20-22
FT Att.	1	at Little Rock	11-20-22
Off. Reb.	1	vs. Troy	12-1-22
Def. Reb.	1	vs. Kent State	11-17-22
Rebounds	1	vs. Troy	12-1-22*
Assists	1	at Little Rock	11-20-22
Blocks	N/A		
Steals	1	vs. SFA	3-20-23*
Minutes	6	vs. Troy	12-1-22*

**SEC HIGHS**

Points	N/A		
FG Made	N/A		
FG Att.	N/A		
3FG Made	N/A		
3FG Att.	N/A		
FT Made	N/A		
FT Att.	N/A		
Off. Reb.	N/A		
Def. Reb.	N/A		
Rebounds	N/A		
Assists	N/A		
Blocks	N/A		
Steals	N/A		
Minutes	2	vs. Florida	1-5-23

**NOTABLES**

Stat	22-23	Career
Double Figure Pts	-	-
Double Figure Rebs	-	-
Double-Doubles	-	-
5 + Assists	-	-
5 + Blocks	-	-
5 + Steals	-	-
Led Team in Pts	-	-
Led Team in Reb	-	-
20 + Points	-	-
30+ Points	-	-

\* Most Recent

**GAME NOTES**

- Has appeared in 10 games as a true freshman, most recently against SFA in WNIT where she had a steal
- Scored first collegiate point at Little Rock where she had a free throw in six minutes played
- Lone member of the fall 2021 signing class
- Recognized as a 2022 McDonald's All-American nominee
- Tabbed a four-time Oklahoman's Super 5 Honorable Mention choice
- As a senior at Mustang, averaged 12.3 points, 4.3 rebounds and 3.1 assists per game
- Only needed two years to eclipse 1,000 points, doing so as a sophomore

**WHO IS KARLEY JOHNSON?**

- One of eight children
- Hidden talent: can juggle
- Favorite TV show: Criminal Minds
- Pregame ritual: puts everything on left to right
- Has English bulldogs named Roxie and Gus and a cat named Toast

**#20 JOHNSON, Karley**

				Total		3-Pointers		Free throws		Rebounds				PF		A		TO		BLK		STL		PTS		AVG
Opponent	Date	GS	MIN	FG-FGA	PCT	3FG-3FGA	PCT	FT-FTA	PCT	OFF	DEF	TOT	AVG	PF	A	TO	BLK	STL	PTS	AVG						
Central Ark.	11/11/2022		02:37	0-0	.000	0-0	.000	0-0	.000	0	0	0	0.0	0	0	0	0	0	1	0	0.0					
Kent St.	11/17/2022		02:33	0-0	.000	0-0	.000	0-0	.000	0	1	1	0.5	0	0	0	0	0	0	0	0.0					
at Little Rock	11/20/2022		06:19	0-0	.000	0-0	.000	1-2	.500	0	0	0	0.3	0	1	0	0	0	1	1	0.3					
vs Kansas St.	11/26/2022		00:47	0-0	.000	0-0	.000	0-0	.000	0	0	0	0.3	0	0	0	0	0	0	0	0.3					
Troy	12/01/2022		05:38	0-0	.000	0-0	.000	0-0	.000	1	0	1	0.4	0	0	0	0	0	0	0	0.2					
Oral Roberts	12/04/2022		02:43	0-1	.000	0-0	.000	0-0	.000	0	0	0	0.3	0	0	0	0	0	0	0	0.2					
Florida	01/05/2023		01:50	0-0	.000	0-0	.000	0-0	.000	0	0	0	0.3	1	0	0	0	0	0	0	0.1					
Missouri	02/12/2023		01:25	0-0	.000	0-0	.000	0-0	.000	0	0	0	0.3	0	0	0	0	0	0	0	0.1					
Louisiana Tech	03/16/2023		01:24	0-0	.000	0-0	.000	0-0	.000	0	0	0	0.2	0	0	0	0	0	0	0	0.1					
SFA	03/20/2023		01:08	0-0	.000	0-0	.000	0-0	.000	0	0	0	0.2	0	0	0	0	0	1	0	0.1					
Totals		0	26:24	0-1	.000	0-0	.000	1-2	.500	1	1	2	0.2	1	1	0	0	3	1	0.1						

**Player Averages**

Games Played	Minutes/game	Points/game	FG Pct	3FG Pct	FT Pct	Rebounds/game	Assists/game	Turnovers/game	Assist/Turnover ratio	Steals/game	Blocks/game
10	2.6	0.1	0.0	0.0	50.0	0.2	0.1	0.0	1.0	0.3	0.0

**CAREER STATISTICS**

				Field Goals		3-Point		F-Throws		Rebounds									Scoring	
SEASON	TEAM	GP-GS	MIN/AVG	FG-FGA	FG%	3FG-3FGA	3FG%	FT-FTA	FT%	OFF	DEF	TOT	AVG	PF-FO	A	TO	BLK	STL	PTS	AVG
2022-23	Ark	10-0	26/2.6	0-1	.000	0-0	.000	1-2	.500	1	1	2	0.2	1-0	1	0	0	3	1	0.1
TOTAL		10-0	26/2.6	0-1	.000	0-0	.000	1-2	.500	1	1	2	0.2	1-0	1	0	0	3	1	0.1





**21** Loren Lindsey | Fr. | 5-11 | G | Fayetteville, Ark. (Fayetteville HS)

## LINDSEY BENCHMARK STATS

2022-23 SEASON HIGHS	Points	N/A
	FG Made	N/A
	FG Att.	N/A
	3FG Made	N/A
	3FG Att.	N/A
	FT Made	N/A
	FT Att.	N/A
	Off. Reb.	N/A
	Def. Reb.	1 vs. LA Tech 3-16-23
	Rebounds	1 vs. LA Tech 3-16-23
	Assists	N/A
	Blocks	N/A
	Steals	N/A
	Minutes	5 at Little Rock 11-20-22

CAREER HIGHS	Points	N/A
	FG Made	N/A
	FG Att.	N/A
	3FG Made	N/A
	3FG Att.	N/A
	FT Made	N/A
	FT Att.	N/A
	Off. Reb.	N/A
	Def. Reb.	1 vs. LA Tech 3-16-23
	Rebounds	1 vs. LA Tech 3-16-23
	Assists	N/A
	Blocks	N/A
	Steals	N/A
	Minutes	5 at Little Rock 11-20-22

SEC HIGHS	Points	N/A
	FG Made	N/A
	FG Att.	N/A
	3FG Made	N/A
	3FG Att.	N/A
	FT Made	N/A
	FT Att.	N/A
	Off. Reb.	N/A
	Def. Reb.	N/A
	Rebounds	N/A
	Assists	N/A
	Blocks	N/A
	Steals	N/A
	Minutes	2 vs. Florida 1-5-23

NOTABLES	Stat	22-23	Career
	Double Figure Pts	-	-
	Double Figure Rebs	-	-
	Double-Doubles	-	-
	5 + Assists	-	-
	5 + Blocks	-	-
	5 + Steals	-	-
	Led Team in Pts	-	-
	Led Team in Reb	-	-
	20 + Points	-	-
	30+ Points	-	-

\* Most Recent

## GAME NOTES

- Has appeared in nine games this season, including in both WNIT games
- Played season-high five minutes at Little Rock
- One of two freshmen on the team
- Talented player out of Fayetteville High School, coming to Arkansas as a walk-on
- Tabbed to All-Conference 6A West All-Defensive Team
- Northwest Arkansas Democrat Gazette Player of the Week (Feb. 2, 2022)

## WHO IS LOREN LINDSEY?

- Finance major
- Grew up in Northwest Arkansas so it was always a dream to play for the Razorbacks, especially with her granddad, dad, uncle and cousins all playing football here
- Favorite pair of shoes she owns is her Jordans
- Favorite food is hibachi and best restaurant in Fayetteville is Kobe
- Favorite movie: Hoosiers

## #21 LINDSEY, Loren

Opponent	Date	GS	MIN	Total		3-Pointers		Free throws		Rebounds				PF	A	TO	BLK	STL	PTS	AVG
				FG-FGA	PCT	3FG-3FGA	PCT	FT-FTA	PCT	OFF	DEF	TOT	AVG							
Central Ark.	11/11/2022		01:11	0-0	.000	0-0	.000	0-0	.000	0	0	0	0.0	0	0	0	0	0	0	0.0
at Little Rock	11/20/2022		04:56	0-0	.000	0-0	.000	0-0	.000	0	0	0	0.0	0	0	0	0	0	0	0.0
vs Kansas St.	11/26/2022		00:47	0-0	.000	0-0	.000	0-0	.000	0	0	0	0.0	0	0	0	0	0	0	0.0
Troy	12/01/2022		02:13	0-0	.000	0-0	.000	0-0	.000	0	0	0	0.0	0	0	0	0	0	0	0.0
Oral Roberts	12/04/2022		02:06	0-0	.000	0-0	.000	0-0	.000	0	0	0	0.0	0	0	0	0	0	0	0.0
Florida	01/05/2023		01:38	0-0	.000	0-0	.000	0-0	.000	0	0	0	0.0	0	0	0	0	0	0	0.0
Missouri	02/12/2023		01:25	0-0	.000	0-0	.000	0-0	.000	0	0	0	0.0	0	0	0	0	0	0	0.0
Louisiana Tech	03/16/2023		01:24	0-0	.000	0-0	.000	0-0	.000	0	1	1	0.1	0	0	0	0	0	0	0.0
SFA	03/20/2023		01:08	0-0	.000	0-0	.000	0-0	.000	0	0	0	0.1	0	0	0	0	0	0	0.0
<b>Totals</b>			<b>0 16:48</b>	<b>0-0</b>	<b>.000</b>	<b>0-0</b>	<b>.000</b>	<b>0-0</b>	<b>.000</b>	<b>0</b>	<b>1</b>	<b>1</b>	<b>0.1</b>	<b>0</b>	<b>0</b>	<b>0</b>	<b>0</b>	<b>0</b>	<b>0</b>	<b>0.0</b>

## Player Averages

Games Played	Minutes/game	Points/game	FG Pct	3FG Pct	FT Pct	Rebounds/game	Assists/game	Turnovers/game	Assist/Turnover ratio	Steals/game	Blocks/game
9	1.9	0.0	0.0	0.0	0.0	0.1	0.0	0.0	0.0	0.0	0.0

## CAREER STATISTICS

				Field Goals		3-Point		F-Throws		Rebounds									Scoring	
SEASON	TEAM	GP-GS	MIN/AVG	FG-FGA	FG%	3FG-3FGA	3FG%	FT-FTA	FT%	OFF	DEF	TOT	AVG	PF-FO	A	TO	BLK	STL	PTS	AVG
2022-23	Ark	9-0	17/1.9	0-0	.000	0-0	.000	0-0	.000	0	1	1	0.1	0-0	0	0	0	0	0	0.0
TOTAL		9-0	17/1.9	0-0	.000	0-0	.000	0-0	.000	0	1	1	0.1	0-0	0	0	0	0	0	0.0





22 Avery Hughes | Sr. | 5-7 | G | Bentonville, Ark. (Bentonville HS)

HUGHES BENCHMARK STATS

2022-23 SEASON HIGHS

Points	4	vs. Troy	12-1-22
FG Made	1	vs. Troy	12-1-22
FG Att.	2	vs. SFA	3-20-23*
3FG Made	N/A		
3FG Att.	N/A		
FT Made	2	vs. Florida	1-5-22*
FT Att.	4	vs. Florida	1-5-22
Off. Reb.	N/A		
Def. Reb.	N/A		
Rebounds	N/A		
Assists	1	vs. Kent State	11-17-22
Blocks	N/A		
Steals	N/A		
Minutes	5	at Little Rock	11-20-22

CAREER HIGHS

Points	6	vs. UAPB	12-21-20*
FG Made	2	vs. UAPB	12-21-20*
FG Att.	4	vs. Tulsa	12-11-19
3FG Made	2	vs. UAPB	12-21-20*
3FG Att.	3	vs. Tulsa	12-11-19
FT Made	2	vs. Troy	12-1-22*
FT Att.	2	vs. Oral Roberts	12-4-22*
Off. Reb.	N/A		
Def. Reb.	1	vs. Kentucky	2-20-22*
Rebounds	1	vs. Kentucky	2-20-22*
Assists	2	vs. UAPB	12-21-20*
Blocks	N/A		
Steals	1	vs. ULM	12-3-20*
Minutes	10	vs. UAPB	12-21-20*

SEC HIGHS

Points	3	vs. Alabama	2-28-21
FG Made	1	at Ole Miss	2-16-20
FG Att.	1	vs. LSU	1-27-22*
3FG Made	N/A		
3FG Att.	1	vs. LSU	1-27-22*
FT Made	3	vs. Alabama	2-28-21
FT Att.	3	vs. Alabama	2-28-21
Off. Reb.	N/A		
Def. Reb.	1	vs. Kentucky	2-20-22
Rebounds	1	vs. Kentucky	2-20-22
Assists	N/A		
Blocks	N/A		
Steals	N/A		
Minutes	4	at Vanderbilt	1-19-20

NOTABLES

Stat	19-20	20-21	21-22	22-23	Career
Double Figure Pts	-	-	-	-	-
Double Figure Rebs	-	-	-	-	-
Double-Doubles	-	-	-	-	-
5 + Assists	-	-	-	-	-
5 + Blocks	-	-	-	-	-
5 + Steals	-	-	-	-	-
Led Team in Pts	-	-	-	-	-
Led Team in Reb	-	-	-	-	-
20 + Points	-	-	-	-	-
30+ Points	-	-	-	-	-

\* Most Recent

GAME NOTES

- Coming off two minutes played & two shot attempts vs. SFA in WNIT Second Round for 14th appearance
- Played 22 seconds on her Senior Day after playing as No. 22 for four seasons
- Logged two points against Florida, gathering her points at the free throw line
- Former walk-on who earned a scholarship prior to the 2021-22 season
- Dropped a career-best six points on UAPB, hitting two threes in 2020-21
- Finished career as Bentonville's second leading scorer and set single game records for points (34) and free throws (20-for-22)
- Honors include All-Arkansas Second-Team, All-Northwest Arkansas First-Team, Gatorade Player of the Week, two KURM Dream Team selections and team captain honors as a senior

WHO IS AVERY HUGHES?

- Nursing major
- Her proudest accomplishment is earning a scholarship as a walk-on
- Mother played basketball at Arkansas State
- Ran track and was a two-time state champion
- Calls the Arkansas faithful the best fans in the world
- Loves playing for Coach Neighbors because he lets the team make decisions for themselves, which helps her grow into the person she wants to be

#22 HUGHES, Avery

Opponent	Date	GS	MIN	Total		3-Pointers		Free throws		Rebounds				PF	A	TO	BLK	STL	PTS	AVG
				FG-FGA	PCT	3FG-3FGA	PCT	FT-FTA	PCT	OFF	DEF	TOT	AVG							
Kent St.	11/17/2022		03:17	0-2	.000	0-0	.000	0-0	.000	0	0	0	0.0	0	1	0	0	0	0	0.0
at Little Rock	11/20/2022		05:04	0-1	.000	0-0	.000	2-2	1.000	0	0	0	0.0	2	0	0	0	0	2	1.0
vs Kansas St.	11/26/2022		00:47	0-0	.000	0-0	.000	0-0	.000	0	0	0	0.0	1	0	0	0	0	0	0.7
Troy	12/01/2022		03:22	1-1	1.000	0-0	.000	2-2	1.000	0	0	0	0.0	0	0	0	0	0	4	1.5
Oral Roberts	12/04/2022		03:52	0-0	.000	0-0	.000	1-2	.500	0	0	0	0.0	0	1	0	0	0	1	1.4
LSU	12/29/2022		02:31	0-0	.000	0-0	.000	0-0	.000	0	0	0	0.0	0	0	0	0	0	0	1.2
at Kentucky	01/01/2023		00:40	0-0	.000	0-0	.000	0-0	.000	0	0	0	0.0	0	1	0	0	0	0	1.0
Florida	01/05/2023		02:43	0-0	.000	0-0	.000	2-4	.500	0	0	0	0.0	0	0	0	0	0	2	1.1
at Auburn	02/05/2023		00:08	0-0	.000	0-0	.000	0-0	.000	0	0	0	0.0	0	0	0	0	0	0	1.0
Missouri	02/12/2023		02:08	0-0	.000	0-0	.000	0-0	.000	0	0	0	0.0	1	0	1	0	0	0	0.9
Tennessee	02/16/2023		00:21	0-0	.000	0-0	.000	0-0	.000	0	0	0	0.0	0	0	0	0	0	0	0.8
Texas A&M	02/26/2023		00:22	0-0	.000	0-0	.000	0-0	.000	0	0	0	0.0	0	0	0	0	0	0	0.8
Louisiana Tech	03/16/2023		02:01	0-0	.000	0-0	.000	0-0	.000	0	0	0	0.0	1	0	0	0	0	0	0.7
SFA	03/20/2023		02:06	0-2	.000	0-0	.000	0-0	.000	0	0	0	0.0	0	0	0	0	0	0	0.6
Totals		0	29:22	1-6	.167	0-0	.000	7-10	.700	0	0	0	0.0	5	1	4	0	0	9	0.6

Player Averages

Games Played	Minutes/game	Points/game	FG Pct	3FG Pct	FT Pct	Rebounds/game	Assists/game	Turnovers/game	Assist/Turnover ratio	Steals/game	Blocks/game
14	2.1	0.6	16.7	0.0	70.0	0.0	0.1	0.3	0.3	0.0	0.0

CAREER STATISTICS

				Field Goals		3-Point		F-Throws		Rebounds										Scoring	
SEASON	TEAM	GP-GS	MIN/AVG	FG-FGA	FG%	3FG-3FGA	3FG%	FT-FTA	FT%	OFF	DEF	TOT	AVG	PF-FO	A	TO	BLK	STL	PTS	AVG	
2019-20	Ark	14-0	50/3.6	8-16	.500	3-9	.333	1-1	1.000	0	0	0	0.0	8-0	2	8	0	0	20	1.4	
2020-21	Ark	7-0	45/6.4	3-7	.429	3-6	.500	3-3	1.000	0	2	2	0.3	2-0	5	3	0	2	12	1.7	
2021-22	Ark	14-0	38/2.7	0-4	.000	0-2	.000	1-2	.500	0	2	2	0.1	3-0	2	2	0	1	1	0.1	
2022-23	Ark	14-0	29/2.1	1-6	.167	0-0	.000	7-10	.700	0	0	0	0.0	5-0	1	4	0	0	9	0.6	
TOTAL		49-0	163/3.3	12-33	.364	6-17	.353	12-16	.750	0	4	4	0.1	18-0	10	17	0	3	42	0.9	





## 24 Jersey Wolfenbarger | So. | 6-5 | G/F | Fort Smith, Ark. (Northside HS)

### WOLFENBARGER BENCHMARK STATS

Points	15	vs. A-State	12-11-22
FG Made	4	vs. Texas A&M	2-26-23*
FG Att.	9	vs. Lamar	12-8-22
3FG Made	3	vs. Troy	12-1-22
3FG Att.	5	vs. Troy	12-1-22
FT Made	5	vs. A-State	12-11-22*
FT Att.	6	vs. SFA	3-20-23*
Off. Reb.	4	at UAPB	11-7-22
Def. Reb.	9	vs. Oral Roberts	12-4-22
Rebounds	12	vs. Oral Roberts	12-4-22
Assists	2	vs. Texas Tech	3-24-23
Blocks	4	vs. Oral Roberts	12-4-22
Steals	2	vs. Lamar	12-8-22
Minutes	36	vs. A-State	12-11-22

Points	16	vs. UCA	12-18-21*
FG Made	7	vs. UCA	12-18-21
FG Att.	14	vs. #25 Georgia	2-24-22
3FG Made	3	vs. Troy	12-1-22*
3FG Att.	11	at #7 Tennessee	1-31-22
FT Made	5	vs. A-State	12-11-22*
FT Att.	6	vs. SFA	3-20-23*
Off. Reb.	4	at UAPB	11-7-22*
Def. Reb.	9	vs. Oral Roberts	12-4-22
Rebounds	12	vs. Oral Roberts	12-4-22
Assists	4	vs. #12 LSU	1-27-22
Blocks	4	vs. Oral Roberts	12-4-22
Steals	3	vs. Missouri	3-3-22*
Minutes	36	vs. A-State	12-11-21

Points	13	at Miss. State	2-27-22
FG Made	6	at Miss. State	2-27-22*
FG Att.	14	vs. #25 Georgia	2-24-22
3FG Made	3	at #7 Tennessee	1-31-22*
3FG Att.	11	at #7 Tennessee	1-31-22
FT Made	3	vs. Missouri	3-3-22*
FT Att.	6	at Florida	2-17-22
Off. Reb.	3	vs. #9/9 LSU	12-29-22*
Def. Reb.	8	at Missouri	2-13-22
Rebounds	11	at Missouri	2-13-22
Assists	4	vs. #12 LSU	1-27-22
Blocks	3	vs. #1 SC	3-4-22
Steals	3	vs. Missouri	3-3-22*
Minutes	30	at Missouri	2-13-22

Stat	21-22	22-23	Career
Double Figure Pts	12	2	14
Double Figure Rebs	2	1	3
Double-Doubles	2	-	2
5+ Assists	-	-	-
5+ Blocks	-	-	-
5+ Steals	-	-	-
Led Team in Pts	-	-	-
Led Team in Reb	4	2	6
20+ Points	-	-	-
30+ Points	-	-	-

\* Most Recent

### GAME NOTES

- Has been averaging 7.7 points and 2.0 rebounds/gm across 15.7 minutes/gm in WNIT contests
- Coming off a big eight points off 3-of-5 shooting vs. Texas Tech in Postseason WNIT Super 16
- Started three games, averaging 9.3 points, 8.0 rebounds & 2.7 blocks per game through that stretch
- Tabbed to the SEC All-Freshman team in 2022
- Registered back-to-back double-doubles (at Missouri, 12p-11r and at Texas A&M, 12p-10r)
- Averaged 7.5 points, 4.3 rebounds, 1.1 assists and 0.9 blocks per game in her first season
- No. 7 overall recruit and No. 1 wing player in the ESPN HoopGurlz 2021 recruiting rankings at the time of her signing and a consensus five-star player out of Northside High School
- One of five finalists for the Jersey Mike's Naismith High School Player of the Year Award
- Arkansas' Gatorade Player of the year in 2020 and 2021

### WHO IS JERSEY WOLFENBARGER?

- Started playing when she was 5 at a local rec team in Missouri and her parents coached her
- Grew 13 inches from the time she was offered by Mike Neighbors to when she stepped foot on campus
- Most proud accomplishments in basketball are playing for Team USA at the Fiba World Championship and being a Razorback
- Her favorite thing about last season was Coach Todd saying his favorite thing about freshmen is they become sophomores
- Chose Arkansas because of the genuine coaching staff and to play for one of the best fanbases in the SEC
- Loves all thing natural like hiking, swimming and anything outdoors

### #24 WOLFENBARGER, Jersey

Opponent	Date	GS	MIN	Total		3-Pointers		Free throws		Rebounds				PF	A	TO	BLK	STL	PTS	AVG	
				FG-FGA	PCT	3FG-3FGA	PCT	FT-FTA	PCT	OFF	DEF	TOT	AVG								
at Ark.-Pine Bluff	11/07/2022		20:37	2-7	.286	0-0	.000	3-4	.750	4	3	7	7.0	1	0	2	0	1	7	7.0	
Central Ark.	11/11/2022		20:20	2-6	.333	1-3	.333	0-1	.000	0	1	1	4.0	2	0	0	0	0	5	6.0	
Tulsa	11/14/2022		10:31	1-3	.333	0-2	.000	0-0	.000	0	0	0	2.7	2	0	0	0	0	2	4.7	
Kent St.	11/17/2022		18:13	2-6	.333	0-2	.000	0-0	.000	1	5	6	3.5	1	0	0	0	1	4	4.5	
at Little Rock	11/20/2022		17:05	2-6	.333	1-2	.500	1-2	.500	1	4	5	3.8	1	1	0	0	0	6	4.8	
vs Northern Ariz.	11/24/2022		10:44	1-4	.250	0-2	.000	0-1	.000	1	3	4	3.8	1	0	0	0	0	2	4.3	
vs Clemson	11/25/2022		10:51	0-2	.000	0-2	.000	1-2	.500	1	3	4	3.9	1	1	2	0	0	1	3.9	
vs Kansas St.	11/26/2022		10:33	0-2	.000	0-1	.000	1-2	.500	0	2	2	3.6	2	0	0	0	0	1	3.5	
Troy	12/01/2022		20:46	4-7	.571	3-5	.600	0-2	.000	2	1	3	3.6	1	0	0	2	1	11	4.3	
Oral Roberts	12/04/2022	*	32:30	2-5	.400	0-2	.000	5-5	1.000	3	9	12	4.4	1	1	2	4	0	9	4.8	
Lamar University	12/08/2022	*	32:20	2-9	.222	0-3	.000	0-0	.000	3	3	6	4.5	1	0	1	3	2	4	4.7	
Arkansas St.	12/11/2022	*	35:49	4-8	.500	2-3	.667	5-6	.833	2	4	6	4.7	2	0	1	1	0	15	5.6	
at Creighton	12/17/2022		14:51	0-1	.000	0-0	.000	0-0	.000	1	2	3	4.5	1	0	0	0	0	0	5.2	
LSU	12/29/2022		24:09	0-4	.000	0-1	.000	1-2	.500	3	3	6	4.6	1	0	2	2	1	1	4.9	
at Kentucky	01/01/2023		14:55	2-5	.400	0-0	.000	0-0	.000	0	3	3	4.5	2	0	2	0	0	4	4.8	
Florida	01/05/2023		17:47	3-5	.600	0-1	.000	2-2	1.000	1	6	7	4.7	3	1	1	1	1	8	5.0	
at Missouri	01/08/2023		12:47	1-3	.333	0-1	.000	0-0	.000	1	2	3	4.6	0	0	0	1	0	2	4.8	
Vanderbilt	01/16/2023		09:35	0-0	.000	0-0	.000	0-0	.000	0	1	1	4.4	1	1	0	0	0	0	4.6	
at LSU	01/19/2023		12:47	2-3	.667	0-0	.000	0-0	.000	1	2	3	4.3	3	0	1	0	0	4	4.5	
at South Carolina	01/22/2023		19:13	1-4	.250	0-2	.000	0-0	.000	0	3	3	4.3	1	1	2	2	0	2	4.4	
Alabama	01/26/2023		07:44	0-0	.000	0-0	.000	0-0	.000	0	0	0	4.0	0	0	0	0	0	0	4.2	
Ole Miss	01/29/2023		03:05	0-0	.000	0-0	.000	0-0	.000	0	1	1	3.9	1	0	2	0	0	0	4.0	
at Auburn	02/05/2023		08:11	1-1	1.000	0-0	.000	2-2	1.000	1	1	2	3.8	2	0	0	0	0	4	4.0	
at Vanderbilt	02/09/2023		06:56	0-2	.000	0-2	.000	0-0	.000	0	0	0	3.7	0	0	0	0	0	0	3.8	
Missouri	02/12/2023		18:20	1-1	1.000	0-0	.000	1-1	1.000	0	1	1	3.6	0	0	0	0	1	0	3.8	
Tennessee	02/16/2023		20:35	2-5	.400	0-2	.000	0-0	.000	2	3	5	3.6	1	0	0	0	0	4	3.8	
at Georgia	02/19/2023		11:39	0-2	.000	0-1	.000	0-0	.000	0	2	2	3.6	0	1	1	0	0	0	3.7	
at Mississippi St.	02/23/2023		19:15	0-2	.000	0-2	.000	0-2	.000	2	4	6	3.6	1	0	0	0	0	0	3.5	
Texas A&M	02/26/2023		16:50	4-7	.571	1-3	.333	0-0	.000	1	2	3	3.6	1	0	0	0	1	9	3.7	
vs Missouri	03/02/2023		03:04	0-0	.000	0-0	.000	0-0	.000	0	0	0	3.5	2	0	0	0	0	0	3.6	
vs South Carolina	03/03/2023		15:48	1-3	.333	0-2	.000	0-0	.000	0	1	1	3.4	1	0	0	1	0	2	3.5	
Louisiana Tech	03/16/2023		15:16	2-3	.667	0-0	.000	2-2	1.000	1	2	3	3.4	0	0	0	2	0	6	3.6	
SFA	03/20/2023		18:11	2-3	.667	1-1	1.000	4-6	.667	1	1	2	3.4	2	0	0	3	1	9	3.8	
Texas Tech	03/24/2023		13:39	3-5	.600	1-3	.333	1-2	.500	1	0	1	3.3	2	2	0	0	1	8	3.9	
Totals			3	544:55	47-124	.379	10-49	.204	29-44	.659	34	78	112	3.3	41	9	19	23	10	133	3.5

### Player Averages

Games Played	Minutes/ game	Points/ game	FG Pct	3FG Pct	FT Pct	Rebounds/ game	Assists/ game	Turnovers/ game	Assist/Turnover ratio	Steals/ game	Blocks/ game
34	16.0	3.9	37.9	20.4	65.9	3.3	0.3	0.6	0.5	0.3	0.7

### CAREER STATISTICS

SEASON	TEAM	GP-GS	MIN/AVG	Field Goals		3-Point		F-Throws		Rebounds				Scoring						
				FG-FGA	FG%	3FG-3FGA	3FG%	FT-FTA	FT%	OFF	DEF	TOT	AVG	PF-FO	A	TO	BLK	STL	PTS	AVG
2021-22	Ark	30-23	666/22.2	87-215	.405	17-70	.243	34-71	.479	37	93	130	4.3	76-2	32	37	27	21	225	7.5
2022-23	Ark	34-3	545/16.0	47-124	.379	10-49	.204	29-44	.659	34	78	112	3.3	41-0	9	19	23	10	133	3.9
<b>TOTAL</b>		<b>64-26</b>	<b>1211/18.9</b>	<b>134-339</b>	<b>.395</b>	<b>27-119</b>	<b>.227</b>	<b>63-115</b>	<b>.548</b>	<b>71</b>	<b>171</b>	<b>242</b>	<b>3.8</b>	<b>117-2</b>	<b>41</b>	<b>56</b>	<b>50</b>	<b>31</b>	<b>358</b>	<b>5.6</b>





30 Maryam Dauda | R-Fr. | 6-4 | F | Bentonville, Ark. (Bentonville HS)

DAUDA BENCHMARK STATS			
Points	11	at #3/4 LSU	1-19-23*
FG Made	5	at #3/4 LSU	1-19-23*
FG Att.	11	vs. Oral Roberts	12-4-22
3FG Made	1	at #3/4 LSU	1-19-23*
3FG Att.	4	at #1/1 SC	1-22-23*
FT Made	3	vs. A-State	12-11-22
FT Att.	4	vs. A-State	12-11-22*
Off. Reb.	6	vs. A-State	12-11-22
Def. Reb.	7	vs. Troy	12-1-22
Rebounds	8	vs. A-State	12-11-22*
Assists	3	vs. Missouri	3-2-23*
Blocks	2	vs. Missouri	3-2-23*
Steals	2	vs. Lamar	12-8-22
Minutes	22	vs. A-State	12-11-22*

2021-22 SEASON HIGHS			
Points	11	vs. A-State	12-11-22
FG Made	5	vs. Oral Roberts	12-4-22
FG Att.	11	vs. Oral Roberts	12-4-22
3FG Made	1	vs. #9/9 LSU	12-29-22*
3FG Att.	3	vs. Oral Roberts	12-4-22
FT Made	3	vs. A-State	12-11-22
FT Att.	4	vs. A-State	12-11-22*
Off. Reb.	6	vs. A-State	12-11-22
Def. Reb.	7	vs. Troy	12-1-22
Rebounds	8	vs. A-State	12-11-22*
Assists	3	vs. Missouri	3-2-23*
Blocks	2	vs. Missouri	3-2-23*
Steals	2	vs. Lamar	12-8-22
Minutes	22	vs. A-State	12-11-22*

CAREER HIGHS			
Points	11	at #3/4 LSU	1-19-23
FG Made	5	at #3/4 LSU	1-19-23
FG Att.	8	at #1/1 SC	1-22-23
3FG Made	1	at #3/4 LSU	1-19-23*
3FG Att.	4	at #1/1 SC	1-22-23
FT Made	2	vs. Missouri	3-2-23*
FT Att.	2	vs. Missouri	3-2-23*
Off. Reb.	5	vs. Missouri	3-2-23
Def. Reb.	3	at Miss. State	2-23-23
Rebounds	6	at Miss. State	2-23-23
Assists	3	vs. Missouri	3-2-23*
Blocks	2	vs. Missouri	3-2-23*
Steals	1	vs. No. 1/1 SC	3-3-23*
Minutes	18	vs. Missouri	3-2-23

SEC HIGHS			
Points	11	at #3/4 LSU	1-19-23
FG Made	5	at #3/4 LSU	1-19-23
FG Att.	8	at #1/1 SC	1-22-23
3FG Made	1	at #3/4 LSU	1-19-23*
3FG Att.	4	at #1/1 SC	1-22-23
FT Made	2	vs. Missouri	3-2-23*
FT Att.	2	vs. Missouri	3-2-23*
Off. Reb.	5	vs. Missouri	3-2-23
Def. Reb.	3	at Miss. State	2-23-23
Rebounds	6	at Miss. State	2-23-23
Assists	3	vs. Missouri	3-2-23*
Blocks	2	vs. Missouri	3-2-23*
Steals	1	vs. No. 1/1 SC	3-3-23*
Minutes	18	vs. Missouri	3-2-23

NOTABLES			
Stat	21-22	22-23	Career
Double Figure Pts	-	4	4
Double Figure Rebs	-	-	-
Double-Doubles	-	-	-
5 + Assists	-	-	-
5 + Blocks	-	-	-
5 + Steals	-	-	-
Led Team in Pts	-	-	-
Led Team in Reb	-	-	-
20 + Points	-	-	-
30+ Points	-	-	-

\* Most Recent

GAME NOTES

- Coming off three rebounds and two points in 6.5 minutes vs. Texas Tech in Postseason WNIT Super 16
- Recorded eight points off 3-of-3 shooting vs. Louisiana Tech in the WNIT first round
- Played her most efficient game of the year at No. 3/4 LSU, matching career-high 11 points with four rebounds (three offensive), two assists and two blocks in 13 minutes
- Sat out during the 2021-22 season, recovering from ACL injury
- The 13th ranked player and top ranked post player in the ESPN HoopGurlz 2021 recruiting rankings at the time of her signing
- Consensus five star recruit out of Bentonville High School
- McDonald's All-American in 2021
- Naismith High School Player of the Year Semifinalist following her senior season

WHO IS MARYAM DAUDA?

- Majoring in international business
- Born in Nigeria and moved to the U.S. when she was 12
- Father played professional basketball in Belgium
- Favorite pair of shoes: Air Jordan 11 'Cool Grey'
- Favorite TV show: Gilmore Girls

#30 DAUDA, Maryam

Opponent	Date	GS	MIN	Total		3-Pointers		Free throws		Rebounds				PF	A	TO	BLK	STL	PTS	AVG
				FG-FGA	PCT	3FG-3FGA	PCT	FT-FTA	PCT	OFF	DEF	TOT	AVG							
at Ark.-Pine Bluff	11/07/2022		14:30	1-3	.333	0-0	.000	2-4	.500	2	1	3	3.0	4	1	1	1	1	4	4.0
Central Ark.	11/11/2022		17:06	4-6	.667	0-0	.000	2-3	.667	3	2	5	4.0	3	0	2	1	1	10	7.0
Tulsa	11/14/2022		09:28	1-2	.500	1-2	.500	0-0	.000	2	1	3	3.7	1	0	2	0	0	3	5.7
Kent St.	11/17/2022		18:58	2-5	.400	0-0	.000	2-4	.500	2	3	5	4.0	3	1	2	0	0	6	5.8
at Little Rock	11/20/2022		14:55	3-5	.600	1-1	1.000	0-0	.000	1	3	4	4.0	4	2	2	1	1	7	6.0
vs Northern Ariz.	11/24/2022		16:23	2-3	.667	0-1	.000	1-2	.500	2	2	4	4.0	1	1	2	3	0	5	5.8
vs Clemson	11/25/2022		14:27	0-2	.000	0-0	.000	0-0	.000	2	1	3	3.9	0	0	0	0	0	0	5.0
vs Kansas St.	11/26/2022		11:16	1-2	.500	1-1	1.000	2-2	1.000	2	2	4	3.9	2	0	2	0	0	5	5.0
Troy	12/01/2022		20:50	0-6	.000	0-1	.000	0-0	.000	0	7	7	4.2	4	0	1	0	0	0	4.4
Oral Roberts	12/04/2022		22:08	5-11	.455	0-3	.000	0-0	.000	3	5	8	4.6	3	1	0	2	0	10	5.0
Lamar University	12/08/2022		06:09	1-1	1.000	0-0	.000	0-0	.000	0	0	0	4.2	1	0	2	0	2	2	4.7
Arkansas St.	12/11/2022		21:35	4-10	.400	0-0	.000	3-4	.750	6	2	8	4.5	1	1	2	0	1	11	5.3
at Creighton	12/17/2022		10:25	1-2	.500	1-2	.500	1-2	.500	0	1	1	4.2	1	1	3	0	0	4	5.2
vs Oregon	12/20/2022		11:49	3-7	.429	0-0	.000	0-0	.000	1	0	1	4.0	3	1	0	2	0	6	5.2
vs South Fla.	12/21/2022		05:33	1-1	1.000	0-0	.000	0-0	.000	0	0	0	3.7	4	1	3	2	0	2	5.0
LSU	12/29/2022		16:22	1-6	.167	1-2	.500	0-0	.000	1	1	2	3.6	2	0	1	0	1	3	4.9
at Kentucky	01/01/2023		10:43	1-1	1.000	0-0	.000	0-0	.000	1	2	3	3.6	1	1	0	2	0	2	4.7
Florida	01/05/2023		15:20	0-3	.000	0-1	.000	0-0	.000	0	1	1	3.4	2	3	0	0	0	0	4.4
at Missouri	01/08/2023		03:19	0-1	.000	0-0	.000	0-0	.000	1	0	1	3.3	1	0	2	0	0	0	4.2
Vanderbilt	01/16/2023		05:31	1-1	1.000	0-0	.000	0-0	.000	1	0	1	3.2	1	0	1	1	0	2	4.1
at LSU	01/19/2023		12:57	5-7	.714	1-3	.333	0-0	.000	3	1	4	3.2	2	2	2	2	0	11	4.4
at South Carolina	01/22/2023		19:02	2-8	.250	0-4	.000	1-1	1.000	0	2	2	3.2	2	0	1	2	0	5	4.5
Alabama	01/26/2023		06:02	1-3	.333	0-1	.000	1-1	1.000	0	0	0	3.0	0	0	0	0	1	3	4.4
Ole Miss	01/29/2023		02:18	0-0	.000	0-0	.000	2-2	1.000	0	0	0	2.9	0	0	2	0	0	2	4.3
at Auburn	02/05/2023		01:30	0-0	.000	0-0	.000	0-0	.000	0	0	0	2.8	2	0	2	0	0	0	4.1
Missouri	02/12/2023		02:08	0-0	.000	0-0	.000	0-0	.000	0	0	0	2.7	1	0	0	0	0	0	4.0
Tennessee	02/16/2023		01:40	0-1	.000	0-0	.000	0-0	.000	1	1	2	2.7	1	0	0	0	0	0	3.8
at Mississippi St.	02/23/2023		14:50	2-5	.400	0-1	.000	0-0	.000	3	3	6	2.8	4	0	2	1	0	4	3.8
Texas A&M	02/26/2023		04:14	0-0	.000	0-0	.000	2-2	1.000	0	0	0	2.7	2	0	0	0	0	2	3.8
vs Missouri	03/02/2023		17:52	0-2	.000	0-0	.000	2-2	1.000	5	0	5	2.8	1	3	3	2	0	2	3.7
vs South Carolina	03/03/2023		08:58	1-2	.500	0-1	.000	0-0	.000	1	0	1	2.7	2	2	0	0	1	2	3.6
Louisiana Tech	03/16/2023		09:18	3-3	1.000	0-0	.000	2-2	1.000	1	1	2	2.7	1	0	1	0	1	8	3.8
SFA	03/20/2023		08:14	0-2	.000	0-0	.000	0-0	.000	0	4	4	2.7	1	0	1	0	1	0	3.7
Texas Tech	03/24/2023		06:31	1-1	1.000	0-0	.000	0-0	.000	1	2	3	2.7	2	1	0	0	0	2	3.6
Totals		0	382:22	47-112	.420	6-24	.250	23-31	.742	45	48	93	2.7	63	22	42	22	11	123	3.6

Player Averages

Games Played	Minutes/ game	Points/ game	FG Pct	3FG Pct	FT Pct	Rebounds/ game	Assists/ game	Turnovers/ game	Assist/Turnover ratio	Steals/ game	Blocks/ game
34	11.2	3.6	42.0	25.0	74.2	2.7	0.6	1.2	0.5	0.3	0.6

CAREER STATISTICS

				Field Goals		3-Point		F-Throws		Rebounds									Scoring	
SEASON	TEAM	GP-GS	MIN/AVG	FG-FGA	FG%	3FG-3FGA	3FG%	FT-FTA	FT%	OFF	DEF	TOT	AVG	PF-FO	A	TO	BLK	STL	PTS	AVG
2022-23	Ark	34-0	382/11.2	47-112	.420	6-24	.250	23-31	.742	45	48	93	2.7	63-0	22	42	22	11	123	3.6
TOTAL		34-0	382/11.2	47-112	.420	6-24	.250	23-31	.742	45	48	93	2.7	63-0	22	42	22	11	123	3.6





34 Chrissy Carr | R-Sr. | 6-1 | G | Eden Prairie, Minn. (Manhattan [Kan.]) | Syracuse

### CARR BENCHMARK STATS

Points	34	vs. Missouri	3-2-23
FG Made	11	vs. Missouri	3-2-23
FG Att.	17	vs. Oral Roberts	12-4-22
3FG Made	6	vs. Missouri	3-2-23
3FG Att.	13	vs. LA Tech	3-16-23*
FT Made	6	vs. Missouri	3-2-23*
FT Att.	8	vs. Lamar	12-8-22
Off. Reb.	3	at Miss. State	2-23-23*
Def. Reb.	8	vs. UCA	11-11-22
Rebounds	8	vs. UCA	11-11-22
Assists	3	vs. #16 Oregon	12-20-22
Blocks	3	at #1/1 SC	1-22-23
Steals	2	at #3/4 LSU	1-19-23*
Minutes	37	at Vanderbilt	2-9-23

2022-23 SEASON HIGHS

Points	34	vs. Missouri	3-2-23
FG Made	11	vs. Missouri	3-2-23
FG Att.	20	at West Virginia^	3-3-21*
3FG Made	6	vs. Missouri	3-2-23
3FG Att.	13	vs. LA Tech	3-16-23*
FT Made	11	vs. TCU^	3-1-21
FT Att.	12	vs. TCU^	3-1-21
Off. Reb.	4	at Kansas^	1-23-21
Def. Reb.	10	vs. Texas Tech^	2-24-21
Rebounds	15	vs. Morgan St. #	11-17-21
Assists	5	vs. Iowa State^	1-28-21
Blocks	3	at #1/1 SC	1-22-23*
Steals	4	vs. Morgan St. #	11-17-21*
Minutes	43	vs. UTRGV^	12-28-19
^ at Kansas State	# at Syracuse		

CAREER HIGHS

Points	32	vs. Missouri	3-2-23
FG Made	11	vs. Missouri	3-2-23
FG Att.	16	at Georgia	2-19-23
3FG Made	6	vs. Missouri	3-2-23
3FG Att.	13	at Georgia	2-19-23
FT Made	6	vs. Missouri	3-2-23
FT Att.	6	vs. Missouri	3-2-23
Off. Reb.	3	at Miss. State	2-23-23
Def. Reb.	6	vs. Texas A&M	2-26-23
Rebounds	6	vs. Texas A&M	2-26-23
Assists	2	vs. Alabama	1-26-23*
Blocks	3	at #1/1 SC	1-22-23
Steals	2	at #3/4 LSU	1-19-23*
Minutes	37	at Vanderbilt	2-9-23

SEC HIGHS

Stat	18-19	19-20	20-21	21-22	22-23	Career
Double Figure Pts	13	13	20	18	21	85
Double Figure Rebs	-	-	2	1	-	3
Double-Doubles	-	-	2	1	-	3
5+ Assists	-	-	3	-	-	3
5+ Blocks	-	-	-	-	-	-
5+ Steals	-	-	-	-	-	-
Led Team in Pts	3	5	9	9	8	34
Led Team in Reb	2	-	6	4	2	14
20+ Points	4	4	5	-	3	16
30+ Points	-	-	1	-	1	2

NOTABLES

\* Most Recent

### GAME NOTES

- Coming off a big 17 points vs. Texas Tech in WNIT Super 16
- Led the LA Tech game 17 points, four 3-pointers and five rebounds in the first round
- Earned career performance at SECT vs. Missouri with 34 points off 11-14 shooting & six 3-pointers
- Leads team with 85 3-pointers with her 2.4 triples per game ranked fourth in the SEC and her 251 3-point attempts leading the conference and No. 15 in the country
- Her 85 3-pointers this season is No. 7 all-time in an individual season at Arkansas
- Among active NCAA players, sits No. 9 in career 3-pointers (311) and 61 in scoring (1,735)
- Tabbed to Paradise Jam Reef All-Tournament Team, averaging 14.7 points and 5.0 rebounds per game
- Named No. 24 best transfer, according to ESPN
- Was third on the team in scoring at Syracuse (11.7 PPG)

### WHO IS CHRISSY CARR?

- Wears #34 because it's #43 flipped and it was her dad's (Chris Carr) number in the NBA
- Comes from a basketball family, as her father, Chris, played six seasons in the NBA and lost to Kobe Bryant in the 1997 dunk contest, and her brother, Cameron, just signed to play basketball at Tennessee
- If she feels like she isn't playing well, she'll change her hair at halftime
- Chose Arkansas for family atmosphere and coaches and loved Fayetteville
- Favorite pair of shoes: Nike Dunks
- Favorite TV show: How to Get Away with Murder

### #34 CARR, Chrissy

Opponent	Date	GS	MIN	Total		3-Pointers		Free throws		Rebounds				PF	A	TO	BLK	STL	PTS	AVG
				FG-FGA	PCT	3FG-3FGA	PCT	FT-FTA	PCT	OFF	DEF	TOT	AVG							
at Ark.-Pine Bluff	11/07/2022	*	19:49	3-8	.375	2-5	.400	2-2	1.000	2	1	3	3.0	0	0	0	0	10	10.0	
Central Ark.	11/11/2022	*	25:25	2-8	.250	2-6	.333	2-2	1.000	0	8	8	5.5	1	0	3	1	8	9.0	
Tulsa	11/14/2022	*	22:32	1-9	.111	1-8	.125	0-0	.000	2	4	6	5.7	0	0	2	1	3	7.0	
Kent St.	11/17/2022	*	25:55	4-7	.571	2-4	.500	2-2	1.000	0	4	4	5.3	2	1	0	0	12	8.3	
at Little Rock	11/20/2022	*	23:57	7-10	.700	4-6	.667	4-4	1.000	1	1	2	4.6	2	0	2	0	22	11.0	
vs Northern Ariz.	11/24/2022	*	25:46	2-8	.250	0-4	.000	3-4	.750	3	4	7	5.0	3	0	2	0	7	10.3	
vs Clemson	11/25/2022	*	30:43	6-13	.462	5-10	.500	2-2	1.000	1	3	4	4.9	3	1	1	0	19	11.6	
vs Kansas St.	11/26/2022	*	29:54	7-12	.583	3-8	.375	1-2	.500	0	4	4	4.8	0	0	0	0	18	12.4	
Troy	12/01/2022	*	25:43	5-14	.357	2-9	.222	2-2	1.000	1	2	3	4.6	2	0	0	0	14	12.6	
Oral Roberts	12/04/2022	*	35:04	6-17	.353	3-12	.250	0-0	.000	1	4	5	4.6	2	1	2	0	15	12.8	
Lamar University	12/08/2022	*	35:42	4-9	.444	4-9	.444	6-8	.750	1	1	2	4.4	2	0	1	0	18	13.3	
Arkansas St.	12/11/2022	*	28:20	3-14	.214	2-10	.200	2-2	1.000	0	6	6	4.5	2	0	0	0	1	10.3	
at Creighton	12/17/2022	*	15:20	0-3	.000	0-3	.000	4-4	1.000	0	2	2	4.3	2	0	0	0	1	4.2	
vs Oregon	12/20/2022	*	28:27	1-5	.200	1-5	.200	0-0	.000	0	1	1	4.1	0	3	1	0	1	3.6	
vs South Fla.	12/21/2022	*	36:32	3-9	.333	2-5	.400	2-2	1.000	1	2	3	4.0	1	0	0	0	1	10.1	
LSU	12/29/2022	*	29:00	3-10	.300	0-6	.000	0-0	.000	1	3	4	4.0	3	1	2	0	2	6.6	
at Kentucky	01/01/2023	*	24:55	3-10	.300	2-8	.250	0-0	.000	0	4	4	4.0	2	1	3	0	1	8.1	
Florida	01/05/2023	*	31:18	6-15	.400	2-7	.286	2-2	1.000	1	0	1	3.8	2	1	1	0	16	11.3	
at Missouri	01/08/2023	*	27:25	5-10	.500	4-6	.667	2-2	1.000	0	4	4	3.8	2	1	0	0	0	16.1	
Vanderbilt	01/16/2023	*	27:54	4-7	.571	3-6	.500	0-0	.000	0	4	4	3.9	3	0	1	2	11	11.5	
at LSU	01/19/2023	*	29:34	3-8	.375	3-6	.500	3-4	.750	0	2	2	3.8	2	2	1	2	12	11.5	
at South Carolina	01/22/2023	*	23:39	2-8	.250	2-7	.286	0-0	.000	0	2	2	3.7	3	0	0	0	3	6.1	
Alabama	01/26/2023	*	24:37	2-6	.333	2-4	.500	0-0	.000	0	2	2	3.6	3	2	1	1	6	11.0	
Ole Miss	01/29/2023	*	33:38	1-3	.333	1-2	.500	1-2	.500	0	3	3	3.6	5	0	1	0	4	10.8	
at Auburn	02/05/2023	*	24:45	2-7	.286	1-4	.250	2-4	.500	2	1	3	3.6	4	1	1	0	1	7.6	
at Vanderbilt	02/09/2023	*	36:48	7-13	.538	3-8	.375	1-2	.500	1	4	5	3.6	3	0	2	0	1	18.0	
Missouri	02/12/2023	*	23:46	6-10	.600	5-7	.714	1-1	1.000	1	4	5	3.7	2	0	0	0	1	18.1	
Tennessee	02/16/2023	*	29:29	5-15	.333	3-9	.333	1-1	1.000	2	1	3	3.6	2	0	0	0	14	11.3	
at Georgia	02/19/2023	*	32:52	7-16	.438	5-13	.385	2-2	1.000	0	0	0	3.5	1	1	1	0	1	21.6	
at Mississippi St.	02/23/2023	*	27:57	3-13	.231	0-8	.000	3-4	.750	3	1	4	3.5	1	0	0	0	0	9.1	
Texas A&M	02/26/2023	*	32:01	3-8	.375	2-6	.333	0-0	.000	0	6	6	3.6	5	0	2	0	0	8.1	
vs Missouri	03/02/2023	*	35:53	11-14	.786	6-8	.750	6-6	1.000	0	3	3	3.6	1	0	1	0	0	34.2	
vs South Carolina	03/03/2023	*	30:43	0-8	.000	0-5	.000	4-4	1.000	1	2	3	3.6	2	0	1	0	4	11.8	
Louisiana Tech	03/16/2023	*	31:23	4-15	.267	4-13	.308	5-6	.833	0	5	5	3.6	2	1	0	1	1	17.0	
SFA	03/20/2023	*	13:49	0-4	.000	0-4	.000	0-0	.000	1	1	2	3.6	1	1	0	0	0	0.7	
Texas Tech	03/24/2023	*	26:04	5-11	.455	4-10	.400	3-4	.750	0	1	1	3.5	3	2	5	0	17	11.8	
Totals			36	1006:39	136-357	.381	85-251	.339	68-80	.850	26	100	126	3.5	74	20	39	10	425	11.8

### Player Averages

Games Played	Minutes/ game	Points/ game	FG Pct	3FG Pct	FT Pct	Rebounds/ game	Assists/ game	Turnovers/ game	Assist/Turnover ratio	Steals/ game	Blocks/ game
36	28.0	11.8	38.1	33.9	85.0	3.5	0.6	1.1	0.5	0.6	0.3

### CAREER STATISTICS

CAREER STATS														Field Goals					3-Point		F-Throws		Rebounds		PF-FO		A	TO	BLK	STL	Scoring	
SEASON	TEAM	GP-GS	MIN/AVG	FG-FGA	FG%	3FG-3FGA	3FG%	FT-FTA	FT%	OFF	DEF	TOT	AVG	PF	FO	A	TO	BLK	STL	PTS	AVG											
2018-19	KState	33-31	967/29.3	109-339	.322	56-194	.289	51-71	.718	22	69	91	2.8	81-1	24	68	14	30	325	9.8												
2019-20	KState	29-29	796/27.5	94-316	.297	55-195	.282	40-56	.714	12	69	81	2.8	57-0	50	66	9	16	283	9.8												
2020-21	KState	24-24	776/32.3	127-327	.388	55-157	.350	55-71	.775	18	100	118	4.9	50-0	43	71	9	12	364	15.2												
2021-22	SU	29-29	877/30.2	117-322	.363	60-175	.343	44-48	.917	27	107	134	4.6	80-1	39	58	18	30	338	11.7												
2022-23	Ark	36-36	1007/28.0	136-357	.381	85-251	.339	68-80	.850	26	100	126	3.5	74-2	20	39	10	20	425	11.8												
TOTAL FOR Ark		36-36	1007/28.0	136-357	.381	85-251	.339	68-80	.850	26	100	126	3.5	74-2	20	39	10	20	425	11.8												
TOTAL		151-149	4423/29.3	583-1661	.351	311-972	.320	258-326	.791	105	445	550	3.6	342-4	176	302	60	108	1735	11.5												





## 43 Makayla Daniels | Sr. | 5-8 | G | Frederick, Md. (Frederick HS)

### DANIELS BENCHMARK STATS

Points	31	at Vanderbilt	2-9-23
FG Made	11	at Vanderbilt	2-9-23
FG Att.	23	at Vanderbilt	2-9-23
3FG Made	4	vs. No. 1/1 SC	3-3-23*
3FG Att.	11	vs. No. 1/1 SC	3-3-23*
FT Made	8	vs. Texas Tech	3-24-23*
FT Att.	10	vs. Texas Tech	3-24-23*
Off. Reb.	4	vs. Tulsa	11-14-22
Def. Reb.	6	vs. Ole Miss	1-29-23*
Rebounds	9	vs. Tulsa	11-14-22
Assists	6	at Georgia	2-19-23
Blocks	2	vs. SFA	3-20-23*
Steals	5	vs. Tennessee	2-16-23
Minutes	42	vs. Ole Miss	1-29-23

Points	34	vs. Creighton	12-21-21
FG Made	11	at Vanderbilt	2-9-23*
FG Att.	23	at Vanderbilt	2-9-23
3FG Made	6	vs. Oral Roberts	11-14-19
3FG Att.	11	vs. No. 1/1 SC	3-3-23*
FT Made	8	vs. Texas Tech	3-24-23*
FT Att.	10	vs. Texas Tech	3-24-23*
Off. Reb.	5	at Vanderbilt	1-6-22
Def. Reb.	11	vs. Missouri	3-3-22
Rebounds	14	vs. Missouri	3-3-22
Assists	7	at SMU	12-9-20
Blocks	2	vs. SFA	3-20-23*
Steals	6	vs. UCA	12-18-21
Minutes	43	vs. Missouri	3-3-22

Points	31	at Vanderbilt	2-9-23
FG Made	11	at Vanderbilt	2-9-23
FG Att.	23	at Vanderbilt	2-9-23
3FG Made	4	vs. No. 1/1 SC	3-3-23*
3FG Att.	11	vs. No. 1/1 SC	3-3-23*
FT Made	8	vs. Missouri	3-2-23*
FT Att.	10	at Auburn	2-5-23*
Off. Reb.	5	at Vanderbilt	1-6-22
Def. Reb.	11	vs. Missouri	3-3-22
Rebounds	14	vs. Missouri	3-3-22
Assists	6	at Georgia	2-19-23
Blocks	2	vs. Texas A&M	2-26-23
Steals	5	vs. Tennessee	2-16-23
Minutes	43	vs. Missouri	3-3-22

Stat	19-20	20-21	21-22	22-23	Career
Double Figure Pts	10	18	17	26	70
Double Figure Rebs	-	-	1	-	1
Double-Doubles	-	-	1	-	1
5 + Assists	3	2	6	3	14
5 + Blocks	-	-	-	-	-
5 + Steals	1	-	1	1	3
Led Team in Pts	3	1	8	4	16
Led Team in Reb	-	1	7	3	11
20 + Points	2	1	5	4	12
30+ Points	-	-	2	1	3

\* Most Recent

### GAME NOTES

- Delivered 21 points, a huge 16 in second half, with eight boards vs. Texas Tech in WNIT Super 16
- Averaged 14.5 points, 3.5 3-pointers and 2.0 assists in SEC Tournament
- Delivered big shots vs. Missouri at SECT, finishing with 17 points, three assists and two steals
- Came up with the game-winning shot at the buzzer to defeat Vanderbilt, No. 1 on Sportscenter
- One of 23 players in the country to start in every game she has appeared in (minimum 100 games)
- Named Paradise Jam Reef Tournament MVP, averaging 17.3 points, 5.7 rebounds, 2.7 assists and 2.0 steals per game across those three contests
- Sits at No. 11 on the all-time scoring list (1,442), 13 in assists (313), No. 4 in career starts (121) and No. 8 in career 3-pointers (175) at Arkansas
- No. 7 in FT percentage (.771) and 3-pointers/gm (2.0) and No. 19 in scoring (13.0) in the SEC
- Earned a spot on the SEC Preseason Second Team
- Leading returning scorer (14.0 PPG) and rebounder (5.3 RPG) from the 2021-22 team
- Became the 31st member of the 1,000-point club last season at the NCAA Tournament vs. Utah
- Dropped a career-best 34 points against Creighton, her second 30+ point game of 2021-22

### WHO IS MAKAYLA DANIELS?

- Graduated college in three years
- Lived in Japan for seven years, as well as Arizona, North Carolina and Maryland
- Played with Saylor Poffenbarger's brother in AAU for a stint
- Wears #43 because 4+3=7 and 7 is her favorite number
- One of the most interesting things about her is she loves piercings
- Favorite part about playing in Bud Walton Arena: the Hog Call

#### #43 DANIELS, Makayla

Opponent	Date	GS	MIN	Total		3-Pointers		Free throws		Rebounds			PF	A	TO	BLK	STL	PTS	AVG		
				FG-FGA	PCT	3FG-3FGA	PCT	FT-FTA	PCT	OFF	DEF	TOT	AVG								
at Ark.-Pine Bluff	11/07/2022	*	23:11	0-5	.000	0-0	.000	4-5	.800	1	5	6	6.0	1	1	2	0	1	4	4.0	
Central Ark.	11/11/2022	*	24:18	5-8	.625	1-2	.500	3-6	.500	0	2	2	4.0	0	4	0	0	4	14	9.0	
Tulsa	11/14/2022	*	36:43	6-19	.316	4-9	.444	3-4	.750	4	5	9	5.7	1	3	2	0	0	19	12.3	
Kent St.	11/17/2022	*	24:02	3-6	.500	2-3	.667	1-3	.333	1	1	2	4.8	3	5	2	1	4	9	11.5	
at Little Rock	11/20/2022	*	22:29	3-4	.750	3-4	.750	3-4	.750	1	2	3	4.4	2	4	1	0	1	12	11.6	
vs Northern Ariz.	11/24/2022	*	30:01	5-10	.500	0-1	.000	8-9	.889	1	5	6	4.7	4	4	0	2	18	12.7		
vs Clemson	11/25/2022	*	34:19	6-12	.500	2-5	.400	7-10	.700	0	5	5	4.7	4	2	6	0	2	21	13.9	
vs Kansas St.	11/26/2022	*	37:39	4-15	.267	2-10	.200	3-3	1.000	0	6	6	4.9	0	2	3	0	2	13	13.8	
Troy	12/01/2022	*	25:36	2-6	.333	2-6	.333	4-4	1.000	0	3	3	4.7	4	4	3	0	3	10	13.3	
at Creighton	12/17/2022	*	30:00	3-7	.429	2-3	.667	4-6	.667	1	1	2	4.4	4	3	3	0	0	12	13.2	
vs Oregon	12/20/2022	*	33:47	6-17	.353	3-8	.375	0-0	.000	1	2	3	4.3	3	1	1	0	1	15	13.4	
vs South Fla.	12/21/2022	*	41:28	6-17	.353	4-11	.364	4-5	.800	2	2	4	4.3	2	3	1	0	2	20	13.9	
LSU	12/29/2022	*	30:21	3-11	.273	2-7	.286	2-2	1.000	0	6	6	4.4	3	3	2	0	3	10	13.6	
at Kentucky	01/01/2023	*	26:22	3-8	.375	3-7	.429	2-2	1.000	1	1	2	4.2	4	4	2	0	0	11	13.4	
Florida	01/05/2023	*	30:20	3-10	.300	3-10	.300	7-8	.875	0	1	1	4.0	2	2	1	0	0	16	13.6	
at Missouri	01/08/2023	*	32:35	4-11	.364	1-3	.333	0-0	.000	3	2	5	4.1	4	2	4	0	0	9	13.3	
Vanderbilt	01/16/2023	*	32:46	3-7	.429	2-5	.400	8-10	.800	2	4	6	4.2	1	4	2	0	1	16	13.5	
at LSU	01/19/2023	*	32:53	4-10	.400	3-7	.429	0-0	.000	0	3	3	4.1	1	3	3	0	4	11	13.3	
at South Carolina	01/22/2023	*	28:36	2-10	.200	2-8	.250	1-2	.500	0	0	0	3.9	4	0	0	0	1	7	13.0	
Alabama	01/26/2023	*	39:02	2-10	.200	1-6	.167	8-10	.800	1	5	6	4.0	2	5	5	1	2	13	13.0	
Ole Miss	01/29/2023	*	41:41	3-10	.300	0-4	.000	6-8	.750	0	6	6	4.1	5	3	3	1	3	12	13.0	
at Auburn	02/05/2023	*	39:14	2-12	.167	1-8	.125	6-10	.600	0	4	4	4.1	4	0	1	0	3	11	12.9	
at Vanderbilt	02/09/2023	*	37:22	11-23	.478	4-11	.364	5-6	.833	0	3	3	4.0	4	1	2	1	3	31	13.7	
Missouri	02/12/2023	*	35:32	3-9	.333	1-4	.250	4-5	.800	1	2	3	4.0	1	3	2	1	3	11	13.5	
Tennessee	02/16/2023	*	29:22	1-6	.167	0-5	.000	3-3	1.000	1	4	5	4.0	3	5	2	0	5	5	13.2	
at Georgia	02/19/2023	*	31:28	1-7	.143	0-5	.000	1-1	1.000	2	2	4	4.0	3	6	3	0	0	3	12.8	
at Mississippi St.	02/23/2023	*	31:28	5-13	.385	3-8	.375	4-4	1.000	0	2	2	4.0	4	4	3	0	1	17	13.0	
Texas A&M	02/26/2023	*	34:13	2-8	.250	2-6	.333	6-8	.750	2	2	4	4.0	1	4	0	2	0	12	12.9	
vs Missouri	03/02/2023	*	30:34	3-9	.333	3-8	.375	8-8	1.000	0	2	2	3.9	4	3	2	0	2	17	13.1	
vs South Carolina	03/03/2023	*	33:30	4-13	.308	4-11	.364	0-0	.000	1	1	2	3.8	1	1	2	1	1	12	13.0	
Louisiana Tech	03/16/2023	*	31:04	1-5	.200	1-3	.333	2-2	1.000	1	2	3	3.8	4	2	1	1	1	5	12.8	
SFA	03/20/2023	*	34:40	3-7	.429	2-4	.500	3-8	.375	3	4	7	3.9	2	3	1	2	1	11	12.7	
Texas Tech	03/24/2023	*	37:49	5-12	.417	3-7	.429	8-10	.800	3	5	8	4.0	2	3	1	0	0	21	13.0	
Totals			33	1064:27	117-337	.347	66-199	.332	128-166	.771	33	100	133	4.0	87	97	70	11	56	428	13.0

#### Player Averages

Games Played	Minutes/game	Points/game	FG Pct	3FG Pct	FT Pct	Rebounds/game	Assists/game	Turnovers/game	Assist/Turnover ratio	Steals/game	Blocks/game
33	32.3	13.0	34.7	33.2	77.1	4.0	2.9	2.1	1.4	1.7	0.3

### CAREER STATISTICS

			Field Goals		3-Point		F-Throws		Rebounds								Scoring			
SEASON	TEAM	GP-GS	MIN/AVG	FG-FGA	FG%	3FG-3FGA	3FG%	FT-FTA	FT%	OFF	DEF	TOT	AVG	PF-FO	A	TO	BLK	STL	PTS	AVG
2019-20	Ark	32-32	720/22.5	107-216	.495	25-56	.446	60-77	.779	7	48	55	1.7	67-1	77	44	2	45	299	9.3
2020-21	Ark	28-28	801/28.6	101-256	.395	44-120	.367	78-97	.804	9	74	83	3.0	75-2	61	43	4	41	324	11.6
2021-22	Ark	28-28	845/30.2	126-307	.410	40-136	.294	99-125	.792	51	98	149	5.3	74-1	78	42	4	50	391	14.0
2022-23	Ark	33-33	1064/32.3	117-337	.347	66-199	.332	128-166	.771	33	100	133	4.0	87-1	97	70	11	56	428	13.0
TOTAL		121-121	3430/28.4	451-1116	.404	175-511	.342	365-465	.785	100	320	420	3.5	303-5	313	199	21	192	1442	11.9





55 Emrie Ellis | So. | 6-3 | F | Vanoss, Okla. | Vanoss HS

### ELLIS BENCHMARK STATS

Points	7	vs. Texas A&M	2-26-23
FG Made	3	vs. Texas A&M	2-26-23
FG Att.	4	vs. Texas A&M	2-26-23*
3FG Made	1	vs. Texas A&M	2-26-23*
3FG Att.	2	vs. Texas A&M	2-26-23*
FT Made	2	at Georgia	2-19-23*
FT Att.	2	at Georgia	2-19-23*
Off. Reb.	3	at Vanderbilt	2-9-23
Def. Reb.	3	at Georgia	2-19-23*
Rebounds	5	at Vanderbilt	2-9-23
Assists	1	vs. SFA	3-20-23*
Blocks	2	vs. Texas A&M	2-26-23
Steals	1	vs. Texas Tech	3-24-23*
Minutes	15	vs. Tennessee	2-16-23*

2022-23 SEASON HIGHS

Points	11	vs. Auburn	2-10-22
FG Made	4	vs. Auburn	2-10-22
FG Att.	7	vs. Auburn	2-10-22*
3FG Made	1	vs. Texas A&M	2-26-23*
3FG Att.	3	vs. 1/1 SC	1-17-22*
FT Made	3	vs. Auburn	2-10-22
FT Att.	4	vs. Auburn	2-10-22
Off. Reb.	3	at Vanderbilt	2-9-23*
Def. Reb.	5	at Missouri	2-13-22
Rebounds	8	at Missouri	2-13-22
Assists	2	at Vanderbilt	1-6-22*
Blocks	5	vs. UAPB	11-12-21
Steals	1	vs. Texas Tech	3-24-23*
Minutes	27	vs. Auburn	2-10-22

CAREER HIGHS

Points	11	vs. Auburn	2-10-22
FG Made	4	vs. Auburn	2-10-22
FG Att.	7	vs. Auburn	2-10-22*
3FG Made	1	vs. Texas A&M	2-26-23*
3FG Att.	3	vs. 1/1 SC	1-17-22
FT Made	3	vs. Auburn	2-10-22
FT Att.	4	vs. Auburn	2-10-22
Off. Reb.	3	at Vanderbilt	2-9-23*
Def. Reb.	5	at Missouri	2-13-22
Rebounds	8	at Missouri	2-13-22
Assists	2	vs. Vanderbilt	1-6-22*
Blocks	2	vs. Texas A&M	2-26-23*
Steals	1	at Alabama	1-20-22
Minutes	27	vs. Auburn	2-10-22

SEC HIGHS

Stat	21-22	22-23	Career
Double Figure Pts	1	-	1
Double Figure Rebs	-	-	-
Double-Doubles	-	-	-
5 + Assists	-	-	-
5 + Blocks	1	-	1
5 + Steals	-	-	-
Led Team in Pts	-	-	-
Led Team in Reb	-	-	-
20 + Points	-	-	-
30+ Points	-	-	-

NOTABLES

\* Most Recent

### GAME NOTES

- Played four minutes and had a rebound and steal in Postseason WNIT Super 16 vs. Texas Tech
- Recorded a season-high seven points with two blocks against Texas A&M
- Playing 6.9 minutes per game in the last seven contests
- Matched a season-high five points off a perfect shooting day against Florida
- Blocked five shots against UAPB, the most by a freshman Razorback since 2014
- Appeared in 27 games off the bench in her debut season last year
- Best performance came against Auburn, tallying 11 points and five boards in 27 minutes
- VYPE Top 100 in all four of her high school seasons
- Led the state of Oklahoma in rebounds and blocks in 2018

### WHO IS EMRIE ELLIS?

- Majoring in recreation and sport management
- Wears #55 because it was her dad's number
- Favorite thing to do in Fayetteville: swim or go to the lake
- Favorite game from last season: the team's win over Auburn
- Would tell people she wanted to be a nurse when she grew up

### #55 ELLIS, Emrie

Opponent	Date	GS	MIN	Total		3-Pointers		Free throws		Rebounds		PF	A TO	BLK	STL	PTS	AVG				
				FG-FGA	PCT	3FG-3FGA	PCT	FT-FTA	PCT	OFF	DEF							TOT	AVG		
at Ark.-Pine Bluff	11/07/2022		15:24	0-2	.000	0-0	.000	0-0	.000	0	2	2	2.0	2	0	0	1	0.0			
Central Ark.	11/11/2022		12:53	0-1	.000	0-1	.000	0-0	.000	1	3	4	3.0	0	0	0	0	0.0			
Kent St.	11/17/2022		08:43	0-2	.000	0-1	.000	0-0	.000	0	1	1	2.3	1	0	0	0	0.0			
at Little Rock	11/20/2022		12:49	2-3	.667	1-1	1.000	0-0	.000	0	2	2	2.3	3	0	3	0	5.0			
vs Northern Ariz.	11/24/2022		01:57	0-0	.000	0-0	.000	0-0	.000	0	0	0	1.8	0	0	1	0	0.0			
vs Kansas St.	11/26/2022		02:11	0-0	.000	0-0	.000	0-0	.000	0	0	0	1.5	1	0	1	0	0.8			
Troy	12/01/2022		08:42	0-2	.000	0-1	.000	1-2	.500	0	0	0	1.3	1	0	0	0	1.0			
Oral Roberts	12/04/2022		08:33	1-3	.333	0-0	.000	0-0	.000	0	1	1	1.3	0	0	0	0	2.0			
Lamar University	12/08/2022		02:23	0-0	.000	0-0	.000	0-0	.000	0	0	0	1.1	0	0	0	0	0.0			
vs Oregon	12/20/2022		00:56	0-0	.000	0-0	.000	0-0	.000	0	1	1	1.1	0	0	0	0	0.8			
vs South Fla.	12/21/2022		02:31	0-0	.000	0-0	.000	0-0	.000	0	0	0	1.0	0	0	0	0	0.0			
LSU	12/29/2022		02:31	0-0	.000	0-0	.000	0-0	.000	0	0	0	0.9	0	0	0	0	0.0			
at Kentucky	01/01/2023		02:55	0-0	.000	0-0	.000	0-0	.000	0	1	1	0.9	0	0	0	0	0.6			
Florida	01/05/2023		03:42	1-1	1.000	1-1	1.000	2-2	1.000	0	1	1	0.9	0	0	0	0	5.0			
at South Carolina	01/22/2023		12:45	0-1	.000	0-1	.000	0-0	.000	0	0	0	0.9	1	0	0	0	0.0			
at Auburn	02/05/2023		09:48	0-1	.000	0-1	.000	0-0	.000	0	2	2	0.9	0	0	1	0	0.8			
at Vanderbilt	02/09/2023		14:27	0-2	.000	0-0	.000	0-2	.000	3	2	5	1.2	3	1	1	0	0.8			
Missouri	02/12/2023		08:16	0-1	.000	0-1	.000	0-0	.000	0	3	3	1.3	1	0	1	0	0.0			
Tennessee	02/16/2023		15:13	1-4	.250	1-2	.500	0-0	.000	0	1	1	1.3	1	0	0	0	3.8			
at Georgia	02/19/2023		12:57	0-0	.000	0-0	.000	2-2	1.000	0	3	3	1.4	1	0	0	0	2.0			
at Mississippi St.	02/23/2023		05:06	0-1	.000	0-1	.000	0-0	.000	0	0	0	1.3	2	0	1	0	0.0			
Texas A&M	02/26/2023		12:04	3-4	.750	1-2	.500	0-0	.000	2	1	3	1.4	4	0	2	2	7.0			
vs Missouri	03/02/2023		06:29	0-0	.000	0-0	.000	0-0	.000	0	0	0	1.3	1	0	0	0	0.0			
vs South Carolina	03/03/2023		02:54	0-0	.000	0-0	.000	0-0	.000	0	0	0	1.3	0	0	0	0	0.0			
Louisiana Tech	03/16/2023		07:29	1-1	1.000	0-0	.000	0-0	.000	0	0	0	1.2	2	0	0	0	2.0			
SFA	03/20/2023		10:04	1-3	.333	0-0	.000	0-0	.000	0	1	1	1.2	0	1	0	0	2.0			
Texas Tech	03/24/2023		04:06	0-0	.000	0-0	.000	0-0	.000	0	1	1	1.2	1	0	1	0	1.0			
Totals			0	207:47	10-32	.313	4-13	.308	5-8	.625	6	26	32	1.2	25	3	10	3	2	29	1.1

### Player Averages

Games Played	Minutes/game	Points/game	FG Pct	3FG Pct	FT Pct	Rebounds/game	Assists/game	Turnovers/game	Assist/Turnover ratio	Steals/game	Blocks/game
27	7.7	1.1	31.3	30.8	62.5	1.2	0.1	0.4	0.3	0.1	0.1

### CAREER STATISTICS

SEASON	TEAM	GP-GS	MIN/AVG	Field Goals FG-FGA FG%	3-Point 3FG-3FGA 3FG%	F-Throws FT-FTA FT%	Rebounds OFF DEF TOT AVG	Scoring PF-FO A TO BLK STL PTS AVG
2021-22	Ark	27-0	293/10.9	33-85 .388	3-24 .125	9-13 .692	19 37 56 2.1	40-1 15 22 22 2 78 2.9
2022-23	Ark	27-0	208/7.7	10-32 .313	4-13 .308	5-8 .625	6 26 32 1.2	25-0 3 10 3 2 29 1.1
<b>TOTAL</b>		<b>54-0</b>	<b>501/9.3</b>	<b>43-117 .368</b>	<b>7-37 .189</b>	<b>14-21 .667</b>	<b>25 63 88 1.6</b>	<b>65-1 18 32 25 4 107 2.0</b>



# #SIDEBYSIDE



Official Basketball Box Score - Final  
**Arkansas at Ark.-Pine Bluff**  
11/07/22 H.O. Clemmons Arena, Pine Bluff  
2022-23 Women's Basketball

Game Time: 6:00 PM  
Game Duration: 4:04  
Attendance: 3,128

Officials: Eric Baker, LaShonda Kidd, Randy Robertson

Arkansas - 70

Record: 2-9

NO. Name	Min	FG M-A	3P M-A	FT M-A	Rebounds OR DR TOT	Fouls PF FD	TP	AS	TO	ST	Blocks BS BA	+/-
4 Erynn Barnum	F 25:04	6-14	0-0	3-13	6 5 11	2 9	15	1	2	4	0	2 18
0 Saylor Poffenbarger	G 27:35	3-14	2-9	3-6	2 6 8	1 4	11	2	2	0	1 1 23	
2 Samara Spencer	G 31:00	6-16	1-7	2-8	0 4 4	4 4	15	4	1	0	0 0 18	
34 Chrissy Carr	G 19:49	3-8	2-5	2-2	2 1 3	0 1	10	0	0	0	0 0 23	
43 Makayla Daniels	G 23:11	0-5	0-0	4-5	1 5 6	1 6	4	1	2	1	0 1 29	
11 Rylee Langerman	G 22:50	1-1	0-0	2-4	4 2 6	3 3	4	0	2	4	0 0 0	
24 Jersey Wollenbarger	20:37	2-7	0-0	3-4	4 3 7	1 2	7	0	2	1	0 0 -2	
30 Maryam Dauda	14:30	1-3	0-0	2-4	2 1 3	4 2	4	1	1	1	0 0 1	
55 Emrie Ellis	15:24	0-2	0-0	0-0	0 2 2	2 0	0	0	0	1	0 1 -10	
Team					3 3 6		0	0				
Totals		22-70	5-21	21-46	24 32 56	18 31 70	9	12	12	2 5 20		

Technical Fouls: NONE

Shooting By Period		
1 <sup>st</sup> FG%	6-16	37.5%
3PT%	2-8	25.0%
FT%	1-6	16.7%
2 <sup>nd</sup> FG%	9-24	37.5%
3PT%	3-5	60.0%
FT%	6-15	40%
3 <sup>rd</sup> FG%	5-13	38.5%
3PT%	0-2	0.0%
FT%	9-17	52.9%
4 <sup>th</sup> FG%	2-17	11.8%
3PT%	0-6	0.0%
FT%	5-8	62.5%
GM FG%	22-70	31.4%
3PT%	5-21	23.8%
FT%	21-46	45.7%

Dead Ball Rebounds: 13, 0

Ark.-Pine Bluff - 50

Record: 0-2

NO. Name	Min	FG M-A	3P M-A	FT M-A	Rebounds OR DR TOT	Fouls PF FD	TP	AS	TO	ST	Blocks BS BA	+/-
23 Maori Davenport	C 27:57	3-10	0-1	9-13	6 8 14	3 7	15	2	4	3	2 1 2	
2 Shayla Boule	G 18:12	2-2	0-0	1-4	1 1 2	4 3	5	0	3	0	0 0 1	
5 Jellisa Reese	G 17:06	1-4	0-1	2-2	0 3 3	4 2	4	0	0	0	0 0 -23	
15 Coriah Beck	G 30:06	3-12	1-5	1-2	0 2 2	3 1	8	0	3	0	0 0 -13	
24 Raziya Potter	G 25:38	3-10	0-1	0-2	2 2 4	1 4	6	2	4	0	1 1 -11	
21 Takaylyn Busby	12:53	0-1	0-1	0-0	1 3 4	1 0	0	0	1	0	0 0 -12	
54 Maya Peat	14:53	0-4	0-2	0-2	1 3 4	3 1	0	0	4	0	1 0 -19	
3 Demetria Shephard	12:07	1-6	1-3	0-0	0 2 2	3 0	3	0	0	0	0 0 -14	
11 Tia Morgan	17:08	1-4	1-2	0-0	1 1 2	3 2	3	0	2	0	0 0 0	
10 Azaria Robinson	02:35	0-0	0-0	0-0	0 0 0	0 0	0	0	0	0	0 0 -1	
33 Breazia Robinson	01:01	0-0	0-0	0-0	0 0 0	0 0	0	0	0	0	0 0 0	
4 Kourtney Rittenberry	11:58	2-4	0-1	0-0	0 6 6	2 0	4	0	1	1 1 0	-6	
1 Markisha Body	06:46	1-1	0-0	0-0	0 1 1	2 0	2	0	0	0	0 0 -3	
32 Stephanie Okowi	01:40	0-0	0-0	0-0	0 0 0	0 1	0	0	0	0	0 0 -3	
Team					2 3 5		0	0				
Totals		17-58	3-17	13-25	14 35 49	32 18	50	4	22	4	5 2 -20	

Technical Fouls: Reese 3<sup>rd</sup> 6:36

Shooting By Period		
1 <sup>st</sup> FG%	3-14	21.4%
3PT%	1-4	25.0%
FT%	3-4	75%
2 <sup>nd</sup> FG%	2-13	15.4%
3PT%	0-7	0.0%
FT%	3-8	37.5%
3 <sup>rd</sup> FG%	5-13	38.5%
3PT%	1-3	33.3%
FT%	7-13	53.8%
4 <sup>th</sup> FG%	7-18	38.9%
3PT%	1-3	33.3%
FT%	0-0	0%
GM FG%	17-58	29.3%
3PT%	3-17	17.6%
FT%	13-25	52.0%

Dead Ball Rebounds: 7, 1

	ARK	UAPB
Biggest lead	34 (3 <sup>rd</sup> 2:48)	1 (1 <sup>st</sup> 6:41)
Best Scoring Run	17 (2 <sup>nd</sup> 6:19)	12 (4 <sup>th</sup> 7:28)
Lead Changes	2	
Times Tied	0	
Time with Lead	37:44	01:20

Points from Turnovers	ARK	UAPB
Turnovers	18	7
Paint	32	24
Second Chance	15	11
Fast Breaks	16	8
Bench	15	12

Period by Period Scoring	1st	2nd	3rd	4th	TOT
ARK	15	27	19	9	70
UAPB	10	7	18	15	50



Official Basketball Box Score - Final  
**Central Ark. at Arkansas**  
11/11/22 Bud Walton Arena, Fayetteville  
2022-23 Women's Basketball

Game Time: 10:30 AM  
Game Duration: 1:56  
Attendance: 7,410

Officials: Brian Hall, Kristen Bel, Kaz Beverley

Central Ark. - 34

Record: 0-2

NO. Name		Min	FG M-A	3P M-A	FT M-A	Rebounds OR DR TOT	Fouls PF FD	TP	AS	TO	ST	Blocks BS BA	+/-
11 Kyjai Miles	F	20:24	2-7	0-0	0-2	2 3 5	3 2 4	0	1	0	0	1	-24
1 Kinley Fisher	G	24:15	3-9	1-5	0-0	0 3 3	0 0 7	0	2	1	0	0	-22
10 Gloria Fornah	G	25:35	0-4	0-0	2-4	2 4 6	5 2 2	0	2	0	0	0	-21
12 Sierra Carter	G	09:57	0-2	0-1	2-3	0 1 1	2 2 2	0	2	1	0	0	-14
20 Kayla Mitchell	G	19:34	2-3	1-2	0-0	0 2 2	5 1 5	1	4	0	0	0	-14
3 Randrea Wright		19:37	0-5	0-3	1-2	0 1 1	2 2 1	1	3	0	0	0	-24
15 Parris Atkins		31:39	3-16	0-5	1-4	1 4 5	2 3 7	1	1	1	0	1	-30
13 Jenny Peakie		11:05	0-5	0-3	0-0	3 1 4	1 0 0	0	0	0	0	0	-7
30 Keerra Prim		27:48	2-3	0-0	2-4	4 5 9	4 2 6	0	2	1	1	1	-22
5 Lashiyah Fowler		06:33	0-1	0-0	0-0	0 0 0	2 0 0	0	0	0	0	0	-8
2 Leah Perry		01:41	0-0	0-0	0-0	0 0 0	0 0 0	0	0	0	0	0	-4
4 Jada Wilmington		01:52	0-0	0-0	0-0	0 1 1	0 0 0	0	0	0	0	0	0

Technical Fouls: NONE

Dead Ball Rebounds: 5, 2

Arkansas - 72

Record: 2-0

NO. Name	Min	FG M-A	3P M-A	FT M-A	Rebounds OR DR TOT	Fouls PF FD	TP	AS	TO	ST	Blocks BS BA	+/-
4 Erynn Barnum	F 22:29	5-8	0-1	9-9	4 5 9	2 5	19	2	1	0	3 0 22	
0 Saylor Poffenbarger	G 30:24	0-5	0-3	2-4	0 0 0	7 7	1	2	2	1	2 0 31	
2 Samara Spencer	G 18:51	1-5	0-2	3-7	0 2 2	3 5	5	3	2	0	0 1 20	
34 Chrissy Carr	G 25:25	2-8	2-6	2-2	0 8 8	1 1	8	0	3	1	0 0 20	
43 Makayla Daniels	G 24:18	5-8	1-2	3-6	0 2 2	0 6	14	0	4	0	0 0 23	
11 Rylee Langerman	G 24:26	3-5	2-4	1-3	0 4 4	0 2	9	0	1	0	0 0 19	
24 Jersey Wollenbarger	20:20	2-6	1-3	0-1	0 1 1	2 2	5	0	0	0 0 0	18	
30 Maryam Dauda	17:06	4-6	0-0	2-3	3 2 5	3 3	10	0	2	1 1 0	17	
55 Emrie Ellis	12:53	0-1	0-1	0-0	1 3 4	0 0	0	0	0	0 0 0	17	
20 Karley Johnson	02:37	0-0	0-0	0-0	0 0 0	0 0	0	0	0	1 0 0	3	
21 Loren Lindsey	01:11	0-0	0-0	0-0	0 0 0	0 0	0	0	0	0 0 0	0	
Team					1 1 2		0	0				
Totals		22-52	6-22	22-35	9 35 44	14 26	72	10	11	7 6 1	38	

Technical Fouls: NONE

Dead Ball Rebounds: 5, 0

	UCA	ARK
Biggest lead	2 (1 <sup>st</sup> 8:51)	40 (4 <sup>th</sup> 0:56)
Best Scoring Run	3 (3 <sup>rd</sup> 8:17)	15 (4 <sup>th</sup> 0:56)
Lead Changes	1	
Times Tied	2	
Time with Lead	01:06	37:29

Points from Turnovers	UCA	ARK
Turnovers	2	16
Paint	14	32
Second Chance	3	5
Fast Breaks	3	7
Bench	14	24

Period by Period Scoring	1st	2nd	3rd	4th	TOT
UCA	9	5	10	10	34
ARK	16	19	17	20	72



Official Basketball Box Score - Final  
**Tulsa at Arkansas**  
11/14/22 Bud Walton Arena, Fayetteville  
2022-23 Women's Basketball

Game Time: 7:00 PM  
Game Duration: 2:54  
Attendance: 2,511

Officials: Dee Karler, Michael McConnell, Talisa Green

Tulsa - 70

Record: 2-1

NO. Name	Min	FG M-A	3P M-A	FT M-A	Rebounds OR DR TOT	Fouls PF FD	TP	AS	TO	ST	Blocks BS BA	+/-
2 Temira Poindexter	F 26:10	9-18	2-7	1-2	0 3 3	1 4	21	3	2	0	1 1 -3	
20 Katelyn Levings	F 37:38	5-10	1-4	0-0	3 4 7	5 2	11	1	1	0	0 0 1	
0 Katia Gallegos	G 11:55	0-0	0-0	0-0	0 2 2	1 1	0	4	1	0	0 0 0	
10 Maya Mayberry	G 34:06	6-11	4-6	1-4	0 4 4	3 5	17	2	3	2	0 0 -3	
11 Maddie Bittle	G 28:50	3-10	2-4	0-0	1 4 5	4 1	8	3	6	0	0 0 -2	
5 Delanie Crawford	24:47	2-5	2-4	1-2	0 3 3	4 1	7	3	0	0	0 0 -10	
35 Ahray Young	23:21	1-6	0-3	1-4	0 2 2	1 2	3	1	1	2	0 1 -10	
13 Jessika Evans	09:51	1-1	1-1	0-0	0 2 2	4 0	3	0	2	0	0 0 -9	
30 Caroline Lyles	02:37	0-0	0-0	0-0	1 1 1	1 0	0	0	1	0 0 0	-6	
1 Cam Mathews	00:10	0-0	0-0	0-0	0 0 0	0 0	0	0	0	0 0 0	-1	
21 Hadley Periman	00:35	0-0	0-0	0-0	0 0 0	1 0	0	0	0	0 0 0	-2	
Team					0 6 6		0	0				
Totals		27-61	12-29	4-12	4 31 35	25 16	70	17	17	4 4 2	-9	

Technical Fouls: NONE

Shooting By Period		
1 <sup>st</sup> FG%	6-17	35.3%
3PT%	2-7	28.6%
FT%	1-2	50%
2 <sup>nd</sup> FG%	7-14	50.0%
3PT%	4-7	57.1%
FT%	1-6	16.7%
3 <sup>rd</sup> FG%	4-13	30.8%
3PT%	4-8	50.0%
FT%	2-4	50%
4 <sup>th</sup> FG%	10-17	58.8%
3PT%	2-7	28.6%
FT%	0-0	0%
GM FG%	27-61	44.3%
3PT%	12-29	41.4%
FT%	4-12	33.3%

Dead Ball Rebounds: 6, 4

Arkansas - 79

Record: 3-0

No. Name	Min	FG		3P		FT		Rebounds		Fouls		TP	AS	TO	ST	Blocks		+/-	
		M	A	M	A	M	A	OR	DR	PF	FD					BS	BA		
4 Erynn Barnum	F 30:32	10	12	0	0	7	12	3	5	8	3	7	27	0	1	2	1	1	3
0 Saylor Poffenbarger	G 28:35	1-4	0-2	0-0	0-0	2	8	10	4	2	2	3	0	1	0	0	0	13	
2 Samara Spencer	G 39:04	3-16	3-11	4-6	0	3	3	2	9	13	4	2	0	0	2	0	2	7	
34 Chrissy Carr	G 22:32	1-9	1-8	0-0	2	4	6	0	1	3	0	2	0	0	1	0	7	0	
43 Makayla Daniels	G 36:43	6-19	4-9	3-4	4	5	9	3	1	3	19	3	2	0	0	1	5	5	
11 Rylee Langerman	22:35	2-7	2-5	4-6	2	3	5	3	3	10	1	0	4	0	0	0	1	1	
30 Maryam Dauda	09:28	1-2	1-2	0-0	2	1	3	1	0	3	0	2	0	0	0	0	0	6	
24 Jersey Wolfenbarger	10:31	1-3	0-2	0-0	0	0	0	1	0	2	0	0	0	0	0	0	0	3	
Team					2	1	3				0	0							
Totals		25-72	11-39	18-28	17	30	47	16	25	79	11	9	7	2	4	9			





Official Basketball Box Score - Final  
**Arkansas at Little Rock**  
11/20/22 Jack Stephens Center, Little Rock  
2022-23 Women's Basketball

Game Time: 1:00 PM  
Game Duration: 1:56  
Attendance: 2,879

Officials: Ty Bitts, Nadi Carey, Daniel Drake

Arkansas - 93 Record: 5-9

NO. Name	Min	FG M-A	3P M-A	FT M-A	Rebounds OR DR TOT	Fouls PF FD	TP	AS	TO	ST	Blocks BS BA	+/-
4 Erynn Barnum	F 20:40	5-5	0-0	5-6	0 9 9	3 4	15	1	5	0	1 0	23
0 Saylor Poffenbarger	G 27:53	3-4	0-1	3-4	0 9 9	3 4	9	1	3	0	0 0	32
2 Samara Spencer	G 30:08	4-9	0-4	3-4	0 7 7	1 4	11	6	6	0	0 0	39
3 Chrissy Carr	G 23:57	7-10	4-6	4-4	1 1 2	2 2	22	0	2	0	0 0	39
4 Makayla Daniels	G 22:29	3-4	3-4	3-4	1 2 3	2 5	12	4	1	1	0 0	34
11 Rylee Langerman	13:45	1-1	0-0	1-2	0 0 0	1 1	3	0	0	0	0 0	15
24 Jersey Wolfenbarger	17:05	2-6	1-2	1-2	1 4 5	1 1	6	1	0	0	0 0	20
30 Maryam Dauda	14:55	3-3	1-1	0-0	1 3 4	4 0	7	2	1	1	0 0	13
55 Emrie Ellis	12:49	2-3	1-1	0-0	0 2 2	3 0	5	0	3	0	0 0	9
22 Avery Hughes	05:04	0-1	0-0	2-2	0 0 0	2 1	2	0	0	0	0 0	-4
20 Karley Johnson	06:19	0-0	0-0	1-2	0 0 0	0 1	1	1	1	0	0 0	1
21 Loren Lindsey	04:56	0-0	0-0	0-0	0 0 0	0 0	0	0	0	0	0 0	5
Team					1 3 4		0	0				
Totals		30-48	10-19	23-30	5 40 45	22 23	93	16	22	3	2 0	44

Technical Fouls:NONE

Dead Ball Rebounds: 4, 0

Shooting By Period	1st	2nd	3rd	4th	FT	GM FG
1st FG%	8-11	72.7%				
3PT%	2-3	66.7%				
FT%	2-4	50%				
2nd FG%	7-12	58.3%				
3PT%	2-5	40.0%				
FT%	8-10	80%				
3rd FG%	8-13	61.5%				
3PT%	4-9	44.4%				
FT%	5-6	83.3%				
4th FG%	7-12	58.3%				
3PT%	2-2	100.0%				
FT%	8-10	80%				
GM FG%	30-48	62.5%				
3PT%	10-19	52.6%				
FT%	23-30	76.7%				



Official Basketball Box Score - Final  
**Northern Ariz. at Arkansas**  
11/24/22 UVI Sports and Fitness Center, Charlotte Amalie, USVI  
2022 Paradise Jam Women's Basketball REEF DIVISION

Game Time: 6:45 PM  
Game Duration: 2:00

Officials: Tim Resch, Tommi Paris, Sarah Williams

Northern Ariz. - 73 Record: 3-3

NO. Name		Min	FG M-A	3P M-A	FT M-A	OR DR	TOT REB	Fouls PF FD	TP	AS	TO	ST	BS BLA	+/-
2 Nyah Moran	F	20:20	6-12	2-4	2-4	1	0 1	4 5	16	2	5	3	1	0
12 Sophie Glancey	F	23:06	0-5	0-1	0-0	2	3 5	4 1	0	0	3	0	0	-10
25 Montana Oltrogge	F	31:03	1-9	0-4	0-0	1	10 11	3 0	2	1	5	0	0	-10
1 Regan Schenck	G	35:44	3-8	1-3	4-4	0	5 5	4 2	11	5	7	1	0	-4
21 Emily Rodabaugh	G	38:11	6-13	4-8	0-0	0	6 6	3 1	16	0	2	3	0	-2
22 Olivia Moran	G	20:35	6-9	3-3	2-2	2	0 2	5 3	17	0	3	0	0	-4
45 Fatoumata Jaiteh		16:54	3-3	0-0	2-2	1	2 3	3 4	8	1	1	1	1	0
5 Taylor Feldman		10:05	1-2	0-0	0-0	0	0 0	3 0	2	1	1	0	0	-7
4 Mary McMorris		04:02	0-1	0-0	1-2	1	0 1	2 1	1	0	1	1	0	-4
Team						0	4 4		0	0				
Totals			26-62	10-25	11-14	8	30 38	32 17	73	10	28	9	2 4	-9

Technical Fouls:NONE

Shooting By Period	1st	2nd	3rd	4th	FT	GM FG
1st FG%	6-14	42.9%				
3PT%	1-5	20.0%				
FT%	5-5	100%				
2nd FG%	4-12	33.3%				
3PT%	2-4	50.0%				
FT%	1-2	50%				
3rd FG%	6-15	40.0%				
3PT%	3-7	42.9%				
FT%	2-4	50%				
4th FG%	10-21	47.6%				
3PT%	4-9	44.4%				
FT%	3-3	100%				
GM FG%	26-62	41.9%				
3PT%	10-25	40.0%				
FT%	11-14	78.6%				

Dead Ball Rebounds: 1, 1

Arkansas - 82 Record: 6-0

NO. Name		Min	FG M-A	3P M-A	FT M-A	Rebounds OR DR TOT	Fouls PF FD	TP	AS	TO	ST	Blocks BS BA	+/-	
4 Erynn Barnum	F	23:03	3-9	0-1	1-2	3 4 7	3 3 7	3	2	2	2	0	1	-12
0 Saylor Poffenbarger	G	31:41	4-10	2-6	3-4	2 3 5	3 3 13	2	4	1	1	0	1	-1
2 Samara Spencer	G	39:29	10-21	3-7	4-6	0 4 4	1 10 27	2	2	4	0	0	0	7
34 Chrissy Carr	G	25:46	2-8	0-4	3-4	3 4 7	3 4 7	0	2	0	0	0	1	-9
43 Makayla Daniels	G	30:01	5-10	0-1	8-9	1 5 6	4 8 18	4	4	2	0	0	9	
11 Rylee Langerman		20:56	1-3	0-1	1-2	0 2 2	1 1 3	1	1	0	0	0	0	17
24 Jersey Wolfenbarger		10:44	1-4	0-2	0-1	1 3 4	1 1 2	0	0	0	0	0	0	11
30 Maryam Dauda		16:23	2-3	0-1	1-2	2 2 4	1 2 5	1	2	0	0	3	0	23
55 Emrie Ellis		01:57	0-0	0-0	0-0	0 0 0	0 0 0	0	0	1	0	0	0	0
Team						0 3 3		0	0					
Totals			28-68	5-23	21-30	12 30 42	18 32 82	12	18	9	4	2	9	

Technical Fouls:Coach 3rd 3:22

Shooting By Period	1st	2nd	3rd	4th	FT	GM FG
1st FG%	8-23	34.8%				
3PT%	2-11	18.2%				
FT%	2-4	50%				
2nd FG%	5-14	35.7%				
3PT%	2-6	33.3%				
FT%	6-8	75%				
3rd FG%	8-16	50.0%				
3PT%	0-2	0.0%				
FT%	7-10	70%				
4th FG%	7-15	46.7%				
3PT%	1-4	25.0%				
FT%	6-8	75%				
GM FG%	28-68	41.2%				
3PT%	5-23	21.7%				
FT%	21-30	70.0%				

Dead Ball Rebounds: 6, 0

	ARK	LR
Biggest lead	45 (4 <sup>th</sup> 9:05)	2 (1 <sup>st</sup> 9:14)
Best Scoring Run	11 (3 <sup>rd</sup> 2:43)	4 (4 <sup>th</sup> 7:19)
Lead Changes	1	
Times Tied	1	
Time with Lead	37:22	00:20

Points from	ARK	LR
Turnovers	19	16
Paint	38	16
Second Chance	10	3
Fast Breaks	9	8
Bench	24	10

Period by Period Scoring	1st	2nd	3rd	4th	TOT
ARK	20	24	25	24	93
LR	10	9	7	23	49

Dead Ball Rebounds: 4, 0

	NAU	ARK
Biggest lead	4 (1 <sup>st</sup> 4:09)	18 (3 <sup>rd</sup> 0:18)
Best Scoring Run	6 (2 <sup>nd</sup> 8:58)	12 (2 <sup>nd</sup> 0:01)
Lead Changes	9	
Times Tied	2	
Time with Lead	10:10	28:08

Points from	NAU	ARK
Turnovers	19	29
Paint	30	44
Second Chance	5	10
Fast Breaks	20	9
Bench	28	10

Period by Period Scoring	1st	2nd	3rd	4th	TOT
NAU	18	11	17	27	73
ARK	20	18	23	21	82



Official Basketball Box Score - Final  
**Arkansas at Clemson**  
11/25/22 UVI Sports and Fitness Center, Charlotte Amalie, USVI  
2022-23 Women's Basketball

Game Time: 9:35 PM  
Game Duration: 2:06  
Attendance: 1,724

Officials: Mark McClenny, Brandon Entenrie, Whitney Armstrong

Arkansas - 76 Record: 7-0

NO. Name	Min	FG M-A	3P M-A	FT M-A	Rebounds OR DR TOT	Fouls PF FD	TP	AS	TO	ST	BS BA	+/-
4 Erynn Barnum	F 25:33	4-5	0-0	6-9	2 7 9	1 6	14	1	1	5	1 0	28
0 Saylor Poffenbarger	G 37:48	5-8	2-4	3-4	0 9 9	2 2	15	1	4	1	0 0	14
2 Samara Spencer	G 27:30	1-5	0-2	1-6	0 5 5	3 3	6	8	0	0	1 14	
34 Chrissy Carr	G 30:43	6-13	5-10	2-2	1 3 4	3 2	19	1	1	1	0 0	14
43 Makayla Daniels	G 34:19	6-12	2-5	7-10	0 5 5	4 8	21	2	6	2	0 0	18
11 Rylee Langerman	18:49	1-1	0-0	1-2	0 0 0	4 1	3	0	0	0	0 0	4
24 Jersey Wolfenbarger	10:51	0-2	0-2	1-2	1 3 4	1 1	1	1	2	0	0 -8	
30 Maryam Dauda	14:27	0-2	0-0	0-0	2 1 3	0 1	0	0	0	0	0 -14	
Team					3 2 5		0	1				
Totals		23-48	9-23	21-35	9 35 44	19 26	76	12	23	9	1 1	14

Technical Fouls:Daniels 4<sup>th</sup> 0:40Daniels 4<sup>th</sup> 0:40Coach 4<sup>th</sup> 0:40

Shooting By Period	1st	2nd	3rd	4th	FT	GM FG
1st FG%	4-12	33.3%				
3PT%	2-5	40.0%				
FT%	5-6	83.3%				
2nd FG%	3-12	25.0%				
3PT%	1-8	12.5%				
FT%	2-7	28.6%				
3rd FG%	10-16	62.5%				
3PT%	2-5	40.0%				
FT%	3-4	75%				
4th FG%	6-8	75.0%				
3PT%	4-5	80.0%				
FT%	11-18	61.1%				
GM FG%	23-48	47.9%				
3PT%	9-23	39.1%				
FT%	21-35	60.0%				

Dead Ball Rebounds: 5, 0

Clemson - 62 Record: 3-3

NO. Name	Min	FG M-A	3P M-A	FT M-A	Rebounds OR DR TOT	Fouls PF FD	TP	AS	TO	ST	Blocks BS BA	+/-
5 Amari Robinson	F 25:09	3-11	1-3	0-0	2 3 5	4 1	7	1	4	1	0 0	-5
12 Hannah Hank	C 31:25	2-4	2-3	3-4	1 8 9	4 4	9	0	1	1	0 0	-13
2 Daisha Bradford	G 20:32	3-10	0-3	1-2	0 0 0	5 3	7	3	1	0	0 -8	
22 Ruby Whitehorn	G 27:32	4-11	0-1	2-3	1 4 5	3 4	10	2	4	0	0 -12	
24 AleJah Douglas	G 19:55	5-11	2-4	1-4	1 2 3	5 2	13	0	5	3	0 2	
0 Brie Perpinjan	24:44	1-6	0-2	2-2	1 1 2	1 2	4	4	0	3	0 0	-16
3 Makayla Elmore	17:15	1-1	0-0	1-2	3 1 0	3 1	0	1	0	1	0 -10	
15 Kionna Gaines	12:28	2-5	0-0	0-0	1 2 3	1 1	4	0	1	0	0 0	-1
30 Madi Ott	14:49	1-4	1-4	0-0	0 0 0	1 0	3	1	0	0	0 -7	
21 Eno Inyang	06:11	1-1	0-0	0-0	0 1 1	1 0	2	0	1	0	0 0	0
Team					1 2 3			0	0			
Totals		23-64	7-21	9-15	9 25 34	27 16	82	12	17	9	1 1	-14



# #SIDEBYSIDE



Official Basketball Box Score - Final  
**Troy at Arkansas**  
12/01/22 Bud Walton Arena, Fayetteville  
2022-23 Women's Basketball

Game Time: 7:00 PM  
Game Duration: 2:02  
Attendance: 3,019

Officials: William (Bily) Smith, Meadow Overstreet, Teresa Luck

Troy - 70

Record: 3-4

NO. Name	Min	FG M-A	3P M-A	FT M-A	Rebounds OR DR TOT	Fouls PF FD	TP	AS	TO	ST	Blocks BS BA	+/-
10 Tai'Sheka Porchia	F 24:52	3-10	0-0	4-5	1 4 5	1 3	10	1	3	1	1 1	-1
11 Ja'Mia Hollings	F 24:28	4-9	0-1	0-0	3 5 8	2 0	8	1	3	1	0 0	-24
3 Makayia Hallmon	G 25:13	9-23	4-7	3-4	0 1 1	3 2	25	1	1	0	0 0	-17
5 Jada Walton	G 21:37	4-13	2-5	0-1	4 0 4	1 2	10	2	1	0	0 0	-16
22 Sharonica Hartsfield	G 15:32	0-2	0-2	4-6	2 0 2	5 4	4	1	2	0	0 0	-11
12 Nia Daniel	13:55	1-4	0-2	0-0	2 2 4	0 0	2	0	1	0	1 0	2
20 Janean Camp	15:47	1-5	0-0	1-2	3 7 10	4 2	3	0	5	1	2 1	-9
4 Jashanti Simmons	08:13	0-0	0-0	1-2	3 0 3	2 0	0	1	0	0	0 0	1
0 Gabbi Cartagena	14:45	1-4	0-3	1-1	1 1 2	1 2	3	0	0	0	0 0	5
1 Mary Delgado	13:33	2-3	1-1	0-0	0 1 1	3 1	5	3	2	1	0 0	-2
21 Ke'Aja Williams	10:44	0-0	0-0	0-0	1 3 4	2 0	0	0	0	0	1 0	1
23 Shaniah Nunn	06:52	0-2	0-1	0-2	1 2 3	0 1	0	0	2	0	0 0	-6
31 Jamila Nansombi-Gunter	04:48	0-1	0-0	0-0	1 0 1	0 0	0	0	0	0	0 0	-8
Team					4 1 5		0	1				
Totals	25:77	7-22	13-21	24	29	53	25	17	70	10	21 5	5 3 -17

Technical Fouls: Coach 2<sup>nd</sup> 3<sup>rd</sup> 5<sup>th</sup> Hallmon 4<sup>th</sup> 0:01

Dead Ball Rebounds: 4, 3

Arkansas - 87

Record: 9-0

NO. Name	Min	FG M-A	3P M-A	FT M-A	Rebounds OR DR TOT	Fouls PF FD	TP	AS	TO	ST	Blocks BS BA	+/-
4 Erynn Barnum	F 19:10	8-9	0-1	2-2	3 5 8	1 2	18	2	1	2	0 0	12
0 Saylor Poffenbarger	G 24:18	3-8	1-4	2-2	0 3 3	1 3	9	5	3	0	1 0	1
2 Samara Spencer	G 27:47	8-15	3-8	0-3	0 3 3	1 4	19	6	3	1	0 2	26
3 Chrissy Carr	G 25:43	5-14	2-9	2-2	1 2 3	2 1	14	0	0	1	0 0	23
43 Makayia Daniels	G 25:36	2-6	2-6	4-4	0 3 3	4 7	10	4	3	3	0 0	10
11 Rylee Langerman	15:55	0-2	0-2	1-2	1 4 5	2 2	1	3	2	0	0 0	20
24 Jersey Wollenbarger	20:46	4-7	3-5	0-2	2 1 3	1 1	11	0	0	1	2 0	9
30 Maryam Dauda	20:50	0-0	0-0	0-0	0 7 7	4 1	0	0	0	0	0 0	5
55 Emrie Ellis	08:42	0-2	0-1	1-2	0 0 0	1 1	1	0	0	0	0 0	-10
20 Karley Johnson	05:38	0-0	0-0	0-0	1 0 1	0 0	0	0	0	0	0 0	1
22 Avery Hughes	03:22	1-1	0-0	2-2	0 0 0	0 0	1	4	0	0	0 0	-6
21 Loren Lindsey	02:13	0-0	0-0	0-0	0 0 0	0 0	0	0	0	0	0 0	-1
Team					2 3 5		0	1				
Totals	31:70	11-37	14-21	10	31	41	19	23	87	20	14 8	3 5 17

Technical Fouls: Coach 3<sup>rd</sup> 1:43 Coach 4<sup>th</sup> 0:01

Dead Ball Rebounds: 4, 1

	TROY	ARK
Biggest lead	0 (1 <sup>st</sup> 10:00)	27 (3 <sup>rd</sup> 4:18)
Best Scoring Run	6 (4 <sup>th</sup> 5:38)	9 (2 <sup>nd</sup> 2:54)
Lead Changes	0	
Times Tied	3	
Time with Lead	00:00	38:50

Points from Turnovers	TROY	ARK
Paint	20	40
Second Chance	14	9
Fast Breaks	17	20
Bench	13	17

Period by Period Scoring	1st	2nd	3rd	4th	TOT
TROY	17	7	20	26	70
ARK	27	17	23	20	87



Official Basketball Box Score - Final  
**Oral Roberts at Arkansas**  
12/04/22 Bud Walton Arena, Fayetteville  
2022-23 Women's Basketball

Game Time: 2:00 PM  
Game Duration: 1:48  
Attendance: 2,947

Officials: Katie Lukanich, Sal Esho, Eric Baker

Oral Roberts - 58

Record: 2-7

NO. Name	Min	FG M-A	3P M-A	FT M-A	Rebounds OR DR TOT	Fouls PF FD	TP	AS	TO	ST	Blocks BS BA	+/-
22 Ruthie Udumoh	F 32:26	0-8	0-2	4-6	2 3 5	4 3	0	4	0	3	0 2	-34
32 Tirzah Moore	F 32:17	7-12	0-0	2-2	5 6 11	3 3	16	0	1	0	2 3	-40
2 Hannah Cooper	G 38:07	7-19	0-1	1-3	0 3 3	4 3	15	4	4	4	0 4	-36
11 Ariel Walker	G 24:06	4-11	1-5	4-6	3 2 5	2 4	13	0	1	2	0 0	-20
14 Delaney Nix	G 25:41	1-8	0-7	0-0	0 3 3	1 0	2	1	0	0	0 0	-21
20 Lauren Ramey	16:29	1-6	0-5	0-0	0 3 3	0 0	2	0	0	0	1 0	-9
30 Sara Rodrigues	19:51	1-4	1-3	3-4	0 4 4	3 3	6	1	1	0	0 0	0
23 Talia Pogi	09:10	0-3	0-3	0-0	0 1 1	1 0	0	0	1	0	0 0	-12
1 Maggie Sockey	01:53	0-0	0-0	0-0	0 0 0	1 0	0	0	1	0	0 0	2
Team					2 4 6		0	1				
Totals	21:71	2-26	14-21	12	29	41	19	16	58	6	13 6	3 9 -34

Technical Fouls: NONE

Dead Ball Rebounds: 3, 0

Arkansas - 92

Record: 10-0

NO. Name	Min	FG M-A	3P M-A	FT M-A	Rebounds OR DR TOT	Fouls PF FD	TP	AS	TO	ST	Blocks BS BA	+/-
4 Erynn Barnum	F 19:43	3-5	0-0	0-0	2 3 5	3 0	6	4	1	0	1 0	14
0 Saylor Poffenbarger	G 26:09	5-11	1-3	3-4	0 13 13	4 5	14	5	0	0	1 0	35
2 Samara Spencer	G 30:40	10-17	6-8	6-12	1 1 2	1 6	32	3	2	3	1 0	36
24 Jersey Wollenbarger	G 32:30	2-5	0-2	5-5	3 9 12	1 3	9	1	2	0	4 0	29
3 Chrissy Carr	G 35:04	6-17	3-12	0-0	1 4 5	2 1	15	1	2	0	0 0	33
11 Rylee Langerman	16:32	1-4	0-2	1-2	3 2 5	2 1	3	1	0	2	0 0	5
30 Maryam Dauda	22:08	5-11	0-3	0-0	3 5 8	3 0	10	1	0	0	2 1	14
55 Emrie Ellis	08:33	1-3	0-0	0-0	0 1 1	0 1	2	0	0	0	0 1	4
22 Avery Hughes	03:52	0-0	0-0	1-2	0 0 0	0 1	1	0	0	1	0 0	1
20 Karley Johnson	02:43	0-1	0-0	0-0	0 0 0	0 0	1	0	0	0	0 0	1
21 Loren Lindsey	02:06	0-0	0-0	0-0	0 0 0	0 0	0	0	0	0	0 0	-2
Team					2 4 6		0	0				
Totals	33:74	10-30	16-25	15	42	57	16	19	92	16	8 5	9 3 34

Technical Fouls: NONE

Dead Ball Rebounds: 6, 0

	ORU	ARK
Biggest lead	2 (1 <sup>st</sup> 9:14)	36 (4 <sup>th</sup> 2:06)
Best Scoring Run	6 (2 <sup>nd</sup> 3:18)	14 (4 <sup>th</sup> 8:21)
Lead Changes	3	
Times Tied	1	
Time with Lead	01:14	37:53

Points from Turnovers	ORU	ARK
Paint	36	42
Second Chance	10	10
Fast Breaks	13	20
Bench	8	16

Period by Period Scoring	1st	2nd	3rd	4th	TOT
ORU	16	21	10	11	58
ARK	22	19	32	19	92



Official Basketball Box Score - Final  
**Lamar University at Arkansas**  
12/08/22 Bud Walton Arena, Fayetteville  
2022-23 Women's Basketball

Game Time: 7:00 PM  
Game Duration: 1:52  
Attendance: 2,268

Officials: Putari Spurlock-Welsh, Nykesha Thompson, Eric Brewster

Lamar University - 50

Record: 4-4

NO. Name	Min	FG M-A	3P M-A	FT M-A	Rebounds OR DR TOT	Fouls PF FD	TP	AS	TO	ST	Blocks BS BA	+/-
14 Emma Imevbore	F 07:08	1-2	0-0	0-0	2 2 4	4 0	2	0	1	0	1 0	-4
22 NJ Weems	F 14:32	0-1	0-1	2-3	0 1 1	3 1	2	0	4	0	0 0	-1
3 Sabria Dean	G 37:53	3-11	3-6	2-2	3 4 7	3 3	11	1	5	3	0 2	-10
11 Portia Adams	G 30:57	5-12	2-3	0-0	1 4 5	4 3	12	0	1	1	0 0	-2
30 RT'Mari Taylor	G 35:49	4-12	1-2	0-0	0 1 1	1 2	9	5	3	2	0 3	-11
2 Alyiah Craft	15:21	1-3	0-1	0-0	0 1 1	2 0	2	0	2	0	0 0	-6
41 Akasha Davis	24:01	3-10	0-0	2-3	3 2 5	2 8	0	2	1	1	0 0	-5
13 Taliah Hill	08:51	1-2	0-0	2-2	1 1 2	4 1	4	0	0	0	0 1	-4
33 Anaya Bernard	25:28	0-2	0-0	0-0	1 6 7	3 1	0	0	0	2	0 1	-14
Team					1 2 3		0	2				
Totals	18:55	6-13	8-10	12	24	36	26	13	50	6	20 9	2 9 -13

Technical Fouls: NONE

Dead Ball Rebounds: 1, 1

Arkansas - 63

Record: 11-0

NO. Name	Min	FG M-A	3P M-A	FT M-A	Rebounds OR DR TOT	Fouls PF FD	TP	AS	TO	ST	Blocks BS BA	+/-
4 Erynn Barnum	F 33:51	2-4	0-1	1-4	3 5 8	2 5	5	3	5	1	2 0	15
0 Saylor Poffenbarger	G 37:37	7-13	2-5	1-3	2 10 12	3 4	17	3	5	2	3 2	19
2 Samara Spencer	G 33:45	5-10	1-3	6-16	0 0 0	4 11	17	4	5	0	0 0	7
24 Jersey Wollenbarger	G 32:20	2-9	0-3	0-0	3 3 6	1 0	4	0	1	2	3 0	13
3 Chrissy Carr	G 35:42	4-9	4-9	6-8	1 1 2	2 4	18	0	1	0	0 0	13
11 Rylee Langerman	18:13	0-2	0-2	0-0	1 5 6	0 2	0	0	1	1	1 0	8
30 Maryam Dauda	06:09	1-1	0-0	0-0	0 0 0	1 0	1	2	0	2	2 0	-2
55 Emrie Ellis	02:23	0-0	0-0	0-0	0 0 0	0 0	0	0	0	0	0 0	-6
Team					2 1 3		0	0				
Totals	21:48	7-23	14-31	12	25	37	13	26	63	10	20 8	9 2 13

Technical Fouls: NONE

Dead Ball Rebounds: 7, 1

	LU	ARK
Biggest lead	4 (2 <sup>nd</sup> 6:27)	13 (4 <sup>th</sup> 0:13)
Best Scoring Run	5 (2 <sup>nd</sup> 0:16)	9 (3 <sup>rd</sup> 0:46)
Lead Changes	7	
Times Tied	7	
Time with Lead	10:24	24:04

Points from Turnovers	LU	ARK
Paint	20	26
Second Chance	10	8
Fast Breaks	4	11
Bench	14	2

Period by Period Scoring	1st	2nd	3rd	4th	TOT
LU	16	17	10	7	50
ARK	13	18	16	16	63



Official Basketball Box Score - Final  
**Arkansas St. at Arkansas**  
12/11/22 Bud Walton Arena, Fayetteville  
2022-23 Women's Basketball

Game Time: 3:00 PM  
Game Duration: 1:48  
Attendance: 3,266

Officials: Margaret Tieman, Timothy Daniel, Kaz Beverley

Arkansas St. - 63

Record: 4-5





Official Basketball Box Score - Final  
Arkansas at Creighton  
12/17/22 D.J. Sokol Arena, Omaha, Neb.  
2022-23 Women's Basketball

Game Time: 1:00 PM  
Game Duration: 2:03  
Attendance: 1,050

Officials: Tiara Cruise, Dee Kantner, Pualani Spurlock-Welsh

Arkansas - 83 Record: 13-0

NO. Name	Min	FG M-A	3P M-A	FT M-A	Rebounds OR DR TOT	Fouls PF FD	TP	AS	TO	ST	Blocks BS BA	+/-
4 Erynn Barnum	F 29:35	5-9	0-0	5-7	1 1 2	2 4	15	4	0	2	2 0	8
0 Saylor Poffenbarger	G 37:44	6-16	2-7	2-3	4 7 11	3 2	16	3	6	2	0 1	5
2 Samara Spencer	G 36:38	10-17	5-7	1-4	0 4 4	3 4	26	4	1	0	0 2	13
34 Chrissy Carr	G 15:21	0-3	0-3	2-2	0 2 2	2 2	2	0	0	1	0 0	3
43 Makayla Daniels	G 30:00	3-7	2-3	6-8	1 1 2	4 6	14	3	3	0	0 0	1
11 Rylee Langerman	25:26	2-3	2-3	0-0	1 4 5	1 0	6	0	0	0	0 0	2
24 Jersey Wolfenbarger	14:51	0-1	0-1	0-0	1 2 3	1 0	0	0	0	0	0 0	8
30 Maryam Dauda	10:25	1-2	1-2	1-2	0 1 1	1 1	4	1	3	0	0 0	0
Team					1 5 6	0	0	0	0	0	0 0	
Totals		27-58	12-26	17-26	9 27 36	17 19	83	15	13	5	2 3	8

Technical Fouls: NONE

Shooting By Period		
1 <sup>st</sup> FG%	5-13	38.5%
3PT%	2-7	28.6%
FT%	1-6	16.7%
2 <sup>nd</sup> FG%	9-16	56.3%
3PT%	4-6	66.7%
FT%	2-4	50%
3 <sup>rd</sup> FG%	7-18	38.9%
3PT%	4-11	36.4%
FT%	6-8	75%
4 <sup>th</sup> FG%	6-11	54.5%
3PT%	2-2	100.0%
FT%	8-8	100%
GM FG%	27-58	46.6%
3PT%	12-26	46.2%
FT%	17-26	65.4%

Dead Ball Rebounds: 3, 0

Creighton - 75 Record: 8-2

NO. Name	Min	FG M-A	3P M-A	FT M-A	Rebounds OR DR TOT	Fouls PF FD	TP	AS	TO	ST	Blocks BS BA	+/-
31 Emma Ronsiek	F 26:02	5-11	1-5	2-2	2 5 7	5 2	13	2	2	0	0 0	-2
13 Rachael Saunders	G 15:51	2-2	0-0	0-0	1 2 3	4 0	4	2	1	2	0 0	-6
15 Lauren Jensen	G 30:15	4-16	1-8	4-5	1 3 4	3 4	13	1	3	1	0 0	-11
21 Molly Mogensen	G 31:27	1-9	1-8	1-2	0 4 4	2 2	4	1	3	1	0 0	-13
30 Morgan Maly	G 28:43	5-13	2-8	12-12	5 4 9	1 6	24	3	3	0	0 0	-9
14 Mallory Brake	13:44	0-0	0-0	0-2	2 0 2	0 1	0	1	0	1	1 0	6
22 Carly Bachelor	27:55	3-8	0-1	0-0	5 6 11	3 2	6	1	0	0	0 0	-9
11 Kiani Lockett	08:11	0-1	0-1	0-0	0 0 0	1 0	0	2	1	0	0 0	7
2 Kennedy Townsend	06:11	0-1	0-1	0-0	0 0 0	0 0	0	1	0	0	0 0	-6
12 Jayme Horan	11:41	3-5	3-4	2-2	1 3 4	1 1	11	0	0	0	0 0	3
Team					1 1 2	0	0	1	0	0	0 0	
Totals		23-66	8-35	21-25	18 28 46	20 17	75	14	14	5	3 2	-8

Technical Fouls: Saunders 3<sup>rd</sup> 9:11

Shooting By Period		
1 <sup>st</sup> FG%	7-19	36.8%
3PT%	3-13	23.1%
FT%	0-0	0%
2 <sup>nd</sup> FG%	3-12	25.0%
3PT%	3-7	42.9%
FT%	3-10	70%
3 <sup>rd</sup> FG%	8-20	40.0%
3PT%	2-10	20.0%
FT%	2-2	100%
4 <sup>th</sup> FG%	5-15	33.3%
3PT%	0-5	0.0%
FT%	12-13	92.3%
GM FG%	23-66	34.8%
3PT%	8-35	22.9%
FT%	21-25	84.0%

Dead Ball Rebounds: 2, 0

	ARK	CRE
Biggest lead	11 (3 <sup>rd</sup> 2:35)	6 (2 <sup>nd</sup> 7:00)
Best Scoring Run	11 (3 <sup>rd</sup> 9:41)	7 (3 <sup>rd</sup> 7:10)
Lead Changes	4	
Times Tied	9	
Time with Lead	26:10	12:53

Points from Turnovers	ARK	CRE
	11	12
Paint	26	24
Second Chance	11	14
Fast Breaks	10	9
Bench	10	17

Period by Period Scoring	1st	2nd	3rd	4th	TOT
ARK	13	24	24	22	83
CRE	17	16	20	22	75



Official Basketball Box Score - Final  
Oregon at Arkansas  
12/20/22 Pechanga Arena, San Diego  
2022-23 Women's Basketball

Game Time: 1:00 PM  
Game Duration: 1:46  
Attendance: 321

Officials: Kim Hobbs, Salf Escho, Scott Osborn

Oregon - 85 Record: 10-1

NO. Name	Min	FG M-A	3P M-A	FT M-A	Rebounds OR DR TOT	Fouls PF FD	TP	AS	TO	ST	Blocks BS BA	+/-
40 Grace VanSlooten	F 31:00	10-19	0-0	6-10	3 3 6	3 6	26	1	3	0	2 3	5
15 Philipina Kyel	C 25:30	3-6	0-0	0-2	5 9 14	1 2	6	1	1	0	1 1	0
2 Chance Gray	G 28:31	3-11	2-5	0-0	0 1 1	1 0	8	1	1	0	0 0	14
4 Endyia Rogers	G 33:47	6-13	1-3	7-10	0 3 3	2 9	20	6	1	2	1 0	12
12 Te-Hina Paopao	G 32:06	4-10	3-6	1-2	0 5 5	2 1	12	4	2	1	2 0	3
0 Tayla Hanson	18:01	3-5	1-3	1-2	1 4 5	1 1	8	2	1	0	0 0	-6
3 Ahise Hurst	23:04	2-6	1-3	0-0	0 4 4	2 1	5	2	0	0	0 0	10
11 Taylor Hosendove	08:01	0-0	0-0	0-0	2 3 5	2 0	0	0	1	0	0 0	-3
Team					3 4 7	0	0	0	0	0	0 0	
Totals		31-70	8-20	15-26	14 36 50	14 20	85	17	10	3	6 4	7

Technical Fouls: NONE

Shooting By Period		
1 <sup>st</sup> FG%	10-20	50.0%
3PT%	2-5	40.0%
FT%	0-0	0%
2 <sup>nd</sup> FG%	4-12	33.3%
3PT%	0-3	0.0%
FT%	8-14	57.1%
3 <sup>rd</sup> FG%	7-20	35.0%
3PT%	1-3	33.3%
FT%	2-2	100%
4 <sup>th</sup> FG%	10-18	55.6%
3PT%	5-9	55.6%
FT%	5-10	50%
GM FG%	31-70	44.3%
3PT%	8-20	40.0%
FT%	15-26	57.7%

Dead Ball Rebounds: 6, 0

Arkansas - 78 Record: 13-1

NO. Name	Min	FG M-A	3P M-A	FT M-A	Rebounds OR DR TOT	Fouls PF FD	TP	AS	TO	ST	Blocks BS BA	+/-
4 Erynn Barnum	F 27:14	8-17	3-4	3-4	5 4 9	4 2	22	0	0	0	1 1	-8
0 Saylor Poffenbarger	G 34:09	2-9	1-6	0-0	1 10 11	3 0	5	3	2	1	1 0	0
2 Samara Spencer	G 38:40	6-18	2-6	6-8	0 7 7	5 7	20	2	1	0	0 3	-6
34 Chrissy Carr	G 28:27	1-5	1-5	0-0	0 1 1	0 0	3	3	1	1	0 0	1
43 Makayla Daniels	G 33:47	6-17	3-8	0-0	1 2 3	3 3	15	1	1	0	0 0	-13
11 Rylee Langerman	24:58	2-4	2-2	1-2	4 3 7	2 2	7	0	3	0	0 0	-10
30 Maryam Dauda	11:49	3-7	0-0	0-0	1 0 1	0 0	6	1	0	0	0 0	0
55 Emrie Ellis	00:56	0-0	0-0	0-0	0 1 1	0 0	0	0	0	0	0 0	1
Team					3 2 5	0	0	0	0	0	0 0	
Totals		28-77	12-31	10-14	15 30 45	20 14	78	18	9	4	4 6	-7

Technical Fouls: NONE

Shooting By Period		
1 <sup>st</sup> FG%	10-21	47.6%
3PT%	4-5	80.0%
FT%	1-2	50%
2 <sup>nd</sup> FG%	5-16	31.3%
3PT%	1-9	11.1%
FT%	1-2	50%
3 <sup>rd</sup> FG%	9-23	39.1%
3PT%	4-9	44.4%
FT%	0-0	0%
4 <sup>th</sup> FG%	4-17	23.5%
3PT%	3-8	37.5%
FT%	3-10	80%
GM FG%	28-77	36.4%
3PT%	12-31	38.7%
FT%	10-14	71.4%

Dead Ball Rebounds: 2, 0

	ORG	ARK
Biggest lead	7 (4 <sup>th</sup> 0:28)	7 (2 <sup>nd</sup> 5:05)
Best Scoring Run	9 (2 <sup>nd</sup> 0:56)	6 (1 <sup>st</sup> 4:25)
Lead Changes	7	
Times Tied	9	
Time with Lead	13:38	20:50

Points from Turnovers	ORG	ARK
	8	15
Paint	40	26
Second Chance	18	12
Fast Breaks	15	11
Bench	13	13

Period by Period Scoring	1st	2nd	3rd	4th	TOT
ORG	22	16	17	30	85
ARK	25	12	22	19	78



Official Basketball Box Score - Final  
South Fla. at Arkansas  
12/21/22 Pechanga Arena, San Diego  
2022 NCAA W San Diego Invitational

Game Time: 1:00 PM  
Game Duration: 2:07  
Attendance: 303

Officials: Doug Knight, Kim Hobbs, Scott Osborn

South Fla. - 66 Record: 11-4

NO. Name	Min	FG M-A	3P M-A	FT M-A	Rebounds OR DR TOT	Fouls PF FD	TP	AS	TO	ST	Blocks BS BA	+/-
32 Dulcy Fankam Mendjadeu	F 29:56	8-11	0-0	0-0	2 10 12	4 2	16	0	2	0	0 1	13
55 Carla Brito	F 15:32	2-5	1-1	3-4	0 3 3	0 3	8	1	1	0	1 0	6
3 Sammie Puits	G 44:02	2-11	1-7	0-0	2 3 5	0 2	5	2	3	0	0 0	1
5 Elena Tsineke	G 40:28	9-17	3-6	2-2	2 0 2	4 3	23	3	7	3	1 2	3
22 Aerial Wilson	G 22:13	1-1	1-1	0-2	0 3 3	5 1	3	5	2	0	1 0	9
12 Marina Asensio	09:08	0-0	0-0	0-0	0 3 3	0 0	0	2	0	0	0 0	0
20 Daniela Gonzalez	29:28	1-6	1-2	0-0	1 0 1	4 1	3	1	0	0	0 2	-5
2 Priscilla Williams	03:21	0-1	0-0	0-0	0 0 0	0 0	0	0	1	0	0 0	-2
14 Emma Johansson	13:45	1-2	0-1	0-0	0 3 3	2 1	2	1	1	1	1 0	-10
1 Maria Alvarez	15:16	1-4	1-3	3-3	1 1 2	1 1	6	0	2	0	0 0	-7
0 Caitlin McGee	01:19	0-0	0-0	0-0	0 1 1	0 0	0	0	0	0	1 0	-2
10 Janelle Aarnio	00:32	0-0	0-0	0-0	0 0 0	0 0	0	0	0	0	0 0	-1
Team					2 3 5	0	0	0	0	0	0 0	
Totals		25-58	8-21	8-11	10 30 40	21 14	66	15	19	4	5 5	1

Technical Fouls: NONE

Shooting By Period		
1 <sup>st</sup> FG%	6-14	42.9%
3PT%	1-11	100.0%
FT%	0-0	0%
2 <sup>nd</sup> FG%	2-13	15.4%
3PT%	1-6	16.7%
FT%	0-0	0%
3 <sup>rd</sup> FG%	10-14	71.4%
3PT%	4-7	57.1%
FT%	3-6	50%
4 <sup>th</sup> FG%	6-13	46.2%
3PT%	2-5	40.0%
FT%	3-3	100%
-OT FG%	1-4	25.0%
3PT%	0-2	0.0%
FT%	2-2	100%
GM FG%	25-58	43.1%
3PT%	8-21	38.1%
FT%	8-11	72.7%

Dead Ball Rebounds: 2, 0

Arkansas - 65 Record: 13-2

NO. Name	Min	FG M-A</
----------	-----	-------------



# #SIDEBYSIDE



Official Basketball Box Score - Final  
**Arkansas at Kentucky**  
01/01/23 Memorial Coliseum, Lexington  
2022-23 Women's Basketball

Game Time: 2:00 PM  
Game Duration: 1:52  
Attendance: 3,284

Officials: Gina Cross, Karen Preato, Frank Statoro

Arkansas - 71

Record: 14-3 (1-1)

NO.	Name	Min	FG	3P	FT	Rebounds	Fouls	TP	AS	TO	ST	Blocks	+/
			M-A	M-A	M-A	OR DR TOT	PF FD					BS BA	
4	Erynn Barnum	F 29:17	7-11	0-0	3-4	4 4 8	2 4	17	7	3	0	3 1	20
0	Saylor Poffenbarger	G 33:57	8-17	0-3	1-1	2 5 7	2 4	17	3	6	0	2 0	15
2	Samara Spencer	G 33:22	1-8	1-4	3-4	0 2 2	2 3	6	5	1	2	0 1	22
34	Chrissy Carr	G 24:55	3-10	2-8	0-0	0 4 4	2 3	8	1	3	1	0 0	18
43	Makayla Daniels	G 26:22	3-8	3-7	2-2	1 1 2	4 2	11	4	2	0	0 1	15
11	Rylee Langerman	G 22:54	2-4	2-3	0-0	2 5 7	0 0	6	1	1	1	0 0	23
24	Jersey Wollenbarger	14:55	2-5	0-0	0-0	0 3 3	2 2	4	0	2	0	0 1	-2
30	Maryam Dauda	10:43	1-1	0-0	0-0	1 2 3	1 0	2	1	0	0	2 0	1
55	Emrie Ellis	02:55	0-0	0-0	0-0	0 1 1	0 0	0	0	0	0	0 0	-5
22	Avery Hughes	00:40	0-0	0-0	0-0	0 0 0	0 0	0	0	1	0	0 0	-2
Team						2 2 4	0	0	0	0	0	0	0
Totals			27-64	8-25	9-11	12 29 41	15 18	71	22	19	4	7 4	21

Technical Fouls:NONE

Shooting By Period		
1 <sup>st</sup> FG%	7-16	43.8%
3PT%	1-7	14.3%
FT%	1-1	100%
2 <sup>nd</sup> FG%	8-21	38.1%
3PT%	2-9	22.2%
FT%	0-0	0%
3 <sup>rd</sup> FG%	7-17	41.2%
3PT%	4-6	66.7%
FT%	1-2	50%
4 <sup>th</sup> FG%	5-10	50.0%
3PT%	1-3	33.3%
FT%	7-8	87.5%
GM FG%	27-64	42.2%
3PT%	8-25	32.0%
FT%	9-11	81.8%

Dead Ball Rebounds: 4, 0

Kentucky - 50

Record: 8-6 (0-2)

NO.	Name	Min	FG	3P	FT	Rebounds	Fouls	TP	AS	TO	ST	Blocks	+/
			M-A	M-A	M-A	OR DR TOT	PF FD					BS BA	
21	Niyah Leveretter	F 18:52	1-4	0-0	3-6	6 3 9	2 3	5	0	3	1	1 0	-7
5	Blair Green	G 33:00	5-19	2-6	2-2	1 1 2	3 1	14	1	3	2	0 1	-13
11	Jada Walker	G 33:17	6-14	0-1	1-2	1 0 1	2 2	13	2	4	2	0 0	-12
22	Maddie Scherr	G 17:41	1-11	0-5	6-7	4 6 10	2 4	8	3	5	5	0 1	-15
34	Emma King	G 17:41	1-3	0-1	0-0	0 1 1	1 0	2	0	0	1	2 0	-0
13	Ajae Petty	14:21	2-7	0-0	0-0	3 5 8	0 2	4	0	3	2	1 3	-22
25	Adeola Adeyeye	13:47	0-1	0-0	0-0	2 1 3	4 0	0	0	2	0	0 0	-0
4	Eniya Russell	13:10	0-1	0-0	0-0	0 3 3	1 1	0	1	3	0	0 0	-19
3	Kennedy Cambridge	05:01	0-0	0-0	0-0	0 0 0	1 0	0	0	0	1	0 0	-4
20	Amiya Jenkins	13:00	1-5	0-1	2-2	1 1 2	2 2	4	1	0	0	0 0	-3
Team						1 1 2	0	0	0	0	0	0	0
Totals			17-65	2-14	14-19	19 22 41	18 15	50	8	23	14	4 7	-21

Technical Fouls:NONE

Shooting By Period		
1 <sup>st</sup> FG%	3-12	25.0%
3PT%	0-2	0.0%
FT%	2-3	66.7%
2 <sup>nd</sup> FG%	5-17	29.4%
3PT%	1-3	33.3%
FT%	0-0	0%
3 <sup>rd</sup> FG%	4-14	28.6%
3PT%	0-4	0.0%
FT%	1-2	50%
4 <sup>th</sup> FG%	5-22	22.7%
3PT%	1-5	20.0%
FT%	11-14	78.6%
GM FG%	17-65	26.2%
3PT%	2-14	14.3%
FT%	14-19	73.7%

Dead Ball Rebounds: 5, 1

	AR	UK
Biggest lead	27 (3 <sup>rd</sup> 2:45)	2 (1 <sup>st</sup> 5:33)
Best Scoring Run	16 (2 <sup>nd</sup> 7:03)	9 (3 <sup>rd</sup> 9:16)
Lead Changes	2	
Times Tied	4	
Time with Lead	36:09	00:35
Points from Turnovers	33	10
Paint	34	28
Second Chance	9	9
Fast Breaks	4	10
Bench	12	8
Period by Period Scoring		
1st	18	18
2nd	18	18
3rd	11	9
4th	22	50
TOT	71	71



Official Basketball Box Score - Final  
**Florida at Arkansas**  
01/05/23 Bud Walton Arena, Fayetteville  
2022-23 Women's Basketball

Game Time: 7:00 PM  
Game Duration: 2:05  
Attendance: 4,524

Officials: Roy Gubayan, Ashlee Goode, Brian Garland

Florida - 74

Record: 12-4 (1-2)

NO.	Name	Min	FG	3P	FT	Rebounds	Fouls	TP	AS	TO	ST	Blocks	+/
			M-A	M-A	M-A	OR DR TOT	PF FD					BS BA	
25	Faith Dut	F 11:28	0-2	0-1	1-2	0 4 4	5 1	1	0	1	0	1 0	-5
24	Ra Shaya Kyle	C 22:40	6-11	0-0	5-6	2 3 5	2 4	17	0	1	0	0 1	-11
3	Kirsten Deans	G 27:56	4-14	1-7	9-11	0 3 3	3 6	18	1	0	1	0 0	-11
5	Alberte Rimdal	G 25:37	4-10	1-2	0-0	3 1 4	5 0	9	3	2	1	0 0	-18
15	Nina Rickards	G 24:20	1-7	0-2	4-4	1 0 1	4 3	6	0	4	2	0 1	-9
1	Myka Perry	26:18	6-11	2-4	3-5	0 3 3	1 3	17	1	1	0	0 0	-23
2	Talyah Wyche	16:42	1-3	0-0	2-2	0 1 1	3 3	4	0	0	0	1 0	-17
00	Talyah Wyche	15:12	0-0	0-0	3-2	5 2	2 0	0	1	1	0	1 0	-8
20	Jeriah Warren	21:58	0-2	0-2	1-4	5 0	1 2	1	0	1	0	0 0	-15
22	Paige Clausen	07:49	0-1	0-0	0-0	0 1 1	2 0	0	0	0	0	0 0	-13
Team						0 1 1	0	0	0	0	0	0	0
Totals			22-64	4-18	26-32	10 23 33	27 21	74	7	10	6	2 3	-28

Technical Fouls:Rickards 3<sup>rd</sup>6:30

Shooting By Period		
1 <sup>st</sup> FG%	7-16	43.8%
3PT%	2-3	66.7%
FT%	3-4	75%
2 <sup>nd</sup> FG%	2-16	12.5%
3PT%	1-5	20.0%
FT%	3-4	75%
3 <sup>rd</sup> FG%	7-17	41.2%
3PT%	0-5	0.0%
FT%	14-16	87.5%
4 <sup>th</sup> FG%	6-15	40.0%
3PT%	1-5	20.0%
FT%	6-8	75%
GM FG%	22-64	34.4%
3PT%	4-18	22.2%
FT%	26-32	81.3%

Dead Ball Rebounds: 4, 1

Arkansas - 102

Record: 15-3 (2-1)

NO.	Name	Min	FG M-A	3P M-A	FT M-A	Rebounds OR DR TOT	Fouls PF FD	TP	AS	TO	ST	Blocks BS BA	+/-
4	Erynn Barnum	F 24:35	5-8	1-1	4-8	2 6 8	4 5	15	6	1	1	1 1	16
0	Saylor Poffenbarger	G 17:42	6-8	1-2	3-3	1 7 8	3 2	16	2	2	0	1 0	4
2	Samara Spencer	G 34:19	6-11	3-5	1-1	0 4 4	2 2	16	6	4	0	0 0	27
34	Chrissy Carr	G 31:18	6-15	2-7	2-2	1 0 1	2 1	16	1	1	0	1 23	
43	Makayla Daniels	G 30:20	3-10	3-10	7-8	0 1 1	2 8	16	2	1	0	0 0	21
11	Rylee Langerman	18:46	2-4	1-2	3-5	1 2 3	3 3	8	2	1	2	0 0	17
24	Jersey Wollenbarger	17:47	3-5	0-1	2-2	1 6 7	3 2	8	1	1	1	0 0	9
30	Maryam Dauda	15:20	0-3	0-1	0-0	0 1 1	2 0	0	3	0	0	0 0	11
55	Emrie Ellis	03:42	1-1	1-1	2-2	0 1 1	0 1	5	0	0	0	0 0	6
22	Avery Hughes	02:43	0-0	0-0	2-4	0 0 0	0 2	2	0	0	0	0 0	2
20	Karley Johnson	01:50	0-0	0-0	0-0	0 0 0	1 0	0	0	0	0	0 0	3
21	Loren Lindsey	01:38	0-0	0-0	0-0	0 0 0	0 0	0	0	0	0	0 0	1
Team						5 3 8	0	0	0	0	0	0	0
Totals			32-65	12-20	26-35	11 31 42	22 26	102	23	11	4	3 2	28

Technical Fouls:Barnum 3<sup>rd</sup>6:30

Shooting By Period		
1 <sup>st</sup> FG%	8-19	42.1%
3PT%	3-10	30.0%
FT%	5-7	71.4%
2 <sup>nd</sup> FG%	9-14	64.3%
3PT%	2-3	66.7%
FT%	4-6	66.7%
3 <sup>rd</sup> FG%	6-16	37.5%
3PT%	4-10	40.0%
FT%	8-11	72.7%
4 <sup>th</sup> FG%	9-16	56.3%
3PT%	3-7	42.9%
FT%	9-11	81.8%
GM FG%	32-65	49.2%
3PT%	12-30	40.0%
FT%	26-35	74.3%

Dead Ball Rebounds: 7, 3

	UF	ARK
Biggest lead	2 (1 <sup>st</sup> 9:43)	29 (4 <sup>th</sup> 0:59)
Best Scoring Run	5 (3 <sup>rd</sup> 7:22)	11 (2 <sup>nd</sup> 7:30)
Lead Changes	7	
Times Tied	5	
Time with Lead	01:29	35:50
Points from Turnovers	10	12
Paint	28	34
Second Chance	16	16
Fast Breaks	9	12
Bench	23	23
Period by Period Scoring		
1st	19	8
2nd	28	19
3rd	24	24
4th	30	102
TOT	74	74



Official Basketball Box Score - Final  
**Arkansas at Missouri**  
01/09/23 Mizzou Arena, Columbia  
2022-23 Women's Basketball

Game Time: 2:00 PM  
Game Duration: 1:51  
Attendance: 4,260

Officials: Pualani Spurlock-Welsh, Carla Fountain, Timothy Greene

Arkansas - 77

Record: 16-3 (3-1)

NO.	Name		Min	FG	3P	FT	Rebounds	Fouls	PF	FD	TP	AS	TO	ST	Blocks	BS	BA	+/
				M-A	M-A	M-A	OR DR TOT											
4	Erynn Barnum	F	36:41	9-13	0-1	3-7	4 7 11	1 5	21	2	2	1	1	0	24			23
0	Saylor Poffenbarger	G	35:36	8-16	2-7	6-7	1 5 6	1 5	24	1	2	0	1	0	23			24
2	Samara Spencer	G	34:29	1-5	0-4	0-0	0 9 9	1 0	2	6	0	2	0	0	17			17
34	Chrissy Carr	G	27:25	5-10	4-6	2-2	0 4 4	2 3	16	1	0	0	0	0	26			26
43	Makayla Daniels	G	32:35	4-11	1-3	0-0	2 3 5	4 3	9	2	4	0	0	2	20			20
11	Rylee Langerman		17:08	1-3	1-2	0-0	2 2 4	2 0	3	0	0	2	0	0	1			1
24	Jersey Wollenbarger		12:47	1-3	0-1	0-0	1 2 3	0 0	2	0	0	0	0	0	1			1
30	Maryam Dauda		03:19	0-1	0-0	0-0	1 0 1	1 1	0	0	2	0	0	0	-2			-2
Team							0 2 2		0	0	0	0	0					
Totals				29-62	8-24	11-16	12 33 45	12 17	77	12	10	5	3	2	22			





LSU

Official Basketball Box Score - Final  
Arkansas at LSU  
01/19/23 Maravich Assembly Center, Baton Rouge  
2022-23 Women's Basketball

Game Time: 8:00 PM  
Game Duration: 2:02  
Attendance: 7,298

Officials: Denise Brooks, Angelica Sutfren, Tiffany Bird

Arkansas - 76

Record: 17-4 (4-2)

NO. Name	Min	FG M-A	3P M-A	FT M-A	Rebounds OR DR TOT	Fouls PF FD	TP	AS	TO	ST	Blocks BS BA	+/-
4 Erynn Barnum	F 28:39	7-14	1-4	5-5	1 6 7	4 5	20	1	3	1	2 2	-11
0 Saylor Poffenbarger	G 32:44	2-4	1-2	0-0	0 2 2	4 0	5	1	2	0	2 0	4
2 Samara Spencer	G 35:27	5-15	1-6	2-2	0 2 2	3 5	13	6	0	1	0 1	-13
34 Chrissy Carr	G 29:35	3-8	3-6	3-4	0 2 2	2 1	12	2	2	2	1 0	-13
43 Makayla Daniels	G 32:53	4-10	3-7	0-0	0 3 3	1 3	11	3	3	4	0 1	-8
11 Rylee Langerman	14:59	0-2	0-1	0-0	0 2 2	1 0	0	0	0	1	0 0	14
24 Jersey Wollenbarger	12:46	2-3	0-0	0-0	1 2 3	3 0	4	0	1	0	0 1	4
30 Maryam Dauda	12:57	5-7	1-3	0-0	3 1 4	2 1	11	2	2	0	2 0	8
Team					0 1 1		0		1			
Totals		26-63	10-29	10-11	5 21 26	20 15	76	15	14	9	7 5	-3

Technical Fouls:NONE

Shooting By Period	1st	2nd	3rd	4th	FT
FG%	6-17 33.3%	4-12 33.3%	5-17 29.4%	10-17 58.8%	7-12 58.3%
3PT%	1-4 25.0%	0-0 0.0%	1-6 16.7%	5-5 100%	3-6 50.0%
FT%	5-5 100%	5-5 100%	5-5 100%	5-5 100%	5-5 100%
GM FG%	28-63 44.4%	31-50 62.0%	29-63 46.0%	30-50 60.0%	30-50 60.0%
3PT%	10-29 34.5%	10-29 34.5%	10-29 34.5%	10-29 34.5%	10-29 34.5%
FT%	10-11 90.9%	10-11 90.9%	10-11 90.9%	10-11 90.9%	10-11 90.9%

Dead Ball Rebounds: 1, 0

LSU - 79

Record: 19-0 (7-0)

NO. Name	Min	FG M-A	3P M-A	FT M-A	Rebounds OR DR TOT	Fouls PF FD	TP	AS	TO	ST	Blocks BS BA	+/-
0 LaDazhia Williams	F 30:14	5-14	0-0	1-3	5 7 12	5 2	11	1	1	3	3 1	11
10 Angel Reese	F 36:43	10-21	0-0	10-17	13 6 19	3 13	30	3	3	1	1 3	8
2 Jasmine Carson	G 31:07	3-7	2-4	2-2	0 2 2	3 2	10	4	2	0	0 0	7
4 Flau'jae Johnson	G 31:17	7-9	1-1	4-4	1 5 6	2 2	19	1	5	1	0 0	6
13 Last-Year Poa	G 13:18	2-6	0-0	0-0	0 2 2	0 0	4	2	0	0	1 2	4
5 Sa'Myah Smith	04:52	0-0	0-0	0-0	0 1 1	0 0	0	0	2	0	0 0	-3
45 Alexis Morris	25:46	2-8	1-3	0-0	1 3 4	1 0	5	0	3	3	0 0	9
55 Kateri Poole	26:43	0-2	0-2	0-0	0 2 2	2 1	0	3	1	0	0 1	-9
Team					2 1 3		0		0			
Totals		29-67	4-10	17-26	22 29 51	16 20	79	14	17	10	5 7	3

Technical Fouls:Reese 3<sup>rd</sup>5:02

Shooting By Period	1st	2nd	3rd	4th	FT
FG%	9-19 47.4%	3-7 42.9%	2-4 50.0%	10-17 58.8%	7-12 58.3%
3PT%	2-3 66.7%	0-0 0.0%	1-6 16.7%	5-5 100%	3-6 50.0%
FT%	5-5 100%	5-5 100%	5-5 100%	5-5 100%	5-5 100%
GM FG%	29-67 43.3%	31-50 62.0%	29-63 46.0%	30-50 60.0%	30-50 60.0%
3PT%	10-29 34.5%	10-29 34.5%	10-29 34.5%	10-29 34.5%	10-29 34.5%
FT%	10-11 90.9%	10-11 90.9%	10-11 90.9%	10-11 90.9%	10-11 90.9%

Dead Ball Rebounds: 4, 1

	ARK	LSU
Biggest lead	3 (4 <sup>th</sup> 6:23)	14 (1 <sup>st</sup> 5:12)
Best Scoring Run	7 (1 <sup>st</sup> 4:01)	7 (1 <sup>st</sup> 9:05)
Lead Changes	2	
Times Tied	2	
Time with Lead	03:56	35:15

Points from	ARK	LSU
Turnovers	13	10
Paint	34	42
Second Chance	10	23
Fast Breaks	20	12
Bench	15	5

Period by Period Scoring	1st	2nd	3rd	4th	TOT
ARK	16	14	27	19	76
LSU	22	16	23	18	79

# #SIDEBYSIDE



Official Basketball Box Score - Final  
Arkansas at South Carolina  
01/22/23 Colonial Life Arena, Columbia  
2022-23 Women's Basketball

Game Time: 3:00 PM  
Game Duration: 1:50  
Attendance: 13,349

Officials: Dee Kanner, Meadow Overstreet, Timothy Greene

Arkansas - 46

Record: 17-5 (4-3)

NO. Name	Min	FG M-A	3P M-A	FT M-A	Rebounds OR DR TOT	Fouls PF FD	TP	AS	TO	ST	Blocks BS BA	+/-
4 Erynn Barnum	F 20:00	3-11	0-3	5-6	0 2 2	2 6	11	2	2	2	0 4	-19
0 Saylor Poffenbarger	G 27:14	0-3	0-1	0-0	0 1 1	1 0	0	2	2	0	1 0	-30
2 Samara Spencer	G 29:26	7-15	1-3	0-0	0 1 1	0 2	15	1	0	0	1 3	-45
34 Chrissy Carr	G 23:39	2-8	2-7	0-0	0 2 2	3 0	6	0	0	1	3 0	-31
43 Makayla Daniels	G 28:36	2-10	2-8	1-2	0 0 0	4 1	7	0	0	1	0 0	-31
11 Rylee Langerman	20:05	0-1	0-1	0-0	1 1 2	4 0	0	0	1	0	0 0	-18
30 Maryam Dauda	19:02	2-8	0-4	1-1	0 2 2	2 3	5	0	1	0	2 0	-22
24 Jersey Wollenbarger	19:13	1-4	0-2	0-0	0 3 3	1 0	2	1	2	0	2 1	-21
55 Emrie Ellis	12:45	0-1	0-1	0-0	0 0 0	1 1	0	0	0	0	0 0	-13
Team					1 3 4		0		1			
Totals		17-61	5-30	7-9	2 15 17	18 13	46	6	9	4	9 8	-46

Technical Fouls:NONE

Shooting By Period	1st	2nd	3rd	4th	FT
FG%	5-18 27.8%	3-10 30.0%	4-5 80%	3-15 20.0%	7-9 77.8%
3PT%	0-0 0.0%	0-0 0.0%	0-0 0.0%	0-0 0.0%	0-0 0.0%
FT%	1-1 100%	1-1 100%	1-1 100%	1-1 100%	1-1 100%
GM FG%	17-61 27.9%	31-50 62.0%	29-63 46.0%	30-50 60.0%	30-50 60.0%
3PT%	5-30 16.7%	5-30 16.7%	5-30 16.7%	5-30 16.7%	5-30 16.7%
FT%	7-9 77.8%	7-9 77.8%	7-9 77.8%	7-9 77.8%	7-9 77.8%

Dead Ball Rebounds: 2, 1

South Carolina - 92

Record: 20-0 (8-0)

NO. Name		Min	FG M-A	3P M-A	FT M-A	Rebounds OR DR TOT	Fouls PF FO	TP	AS	TO	ST	Blocks BS BA	+/-
4 Aliyah Boston	F	22:58	5-11	0-1	3-3	7 7 14	1 3	13	3	0	0	1 1	32
5 Victoria Saxton	F	18:04	1-7	0-0	2-2	4 1 5	1 1	4	1	2	1	0 2	23
1 Zia Cooke	G	24:25	8-11	4-5	4-4	1 1 2	1 2	24	3	1	0	0 1	32
12 Brea Beal	G	21:25	1-7	1-1	2-2	0 3 3	0 1	5	0	1	0	0 3	28
41 Kierra Fletcher	G	15:13	2-4	1-1	4-4	0 3 3	2 2	8	1	0	0	1 0	24
10 Kamilla Cardoso		15:08	3-8	0-0	6-8	8 16	1 4	12	2	0	3	0 24	
25 Raven Johnson		16:50	2-3	0-0	0-0	0 3 3	2 0	4	1	2	1	0 1	18
2 Ashlyn Watkins		12:27	3-4	0-0	0-0	2 2 4	1 0	6	0	1	2	1 0	5
15 Laeticia Amihore		19:29	2-7	0-0	5-6	1 5 6	2 4	9	3	2	0	0 0	19
23 Bree Hall		12:40	0-3	0-0	1-2	2 3 3	0 1	1	1	0	0	0 1	8
21 Chloe Kitts		09:58	0-4	0-0	0-0	1 3 4	0 0	0	1	0	0	0 0	9
20 Sania Feagin		09:45	3-7	0-0	0-0	2 1 3	2 0	6	0	0	1	1 6	
0 Olivia Thompson		01:38	0-0	0-0	0-0	0 0 0	0 0	0	0	0	0	0 0	2
Team						4 4 8		0		0			
Totals			30-76	5-8	27-33	32 42 74	13 18	92	14	11	5	8 9	46

Technical Fouls:NONE

	ARK	USC
Biggest lead	1 (1 <sup>st</sup> 9:27)	48 (4 <sup>th</sup> 3:12)
Best Scoring Run	5 (4 <sup>th</sup> 6:58)	15 (2 <sup>nd</sup> 3:24)
Lead Changes	0	37
Times Tied	0	
Time with Lead	00:38	39:03

Points from	ARK	USC
Turnovers	4	13
Paint	22	40
Second Chance	0	37
Fast Breaks	10	15
Bench	7	38

Period by Period Scoring	1st	2nd	3rd	4th	TOT
ARK	17	7	10	12	46
USC	25	28	24	15	92



Official Basketball Box Score - Final  
Alabama at Arkansas  
01/26/23 Bud Walton Arena, Fayetteville  
2022-23 Women's Basketball

Game Time: 6:00 PM  
Game Duration: 2:03  
Attendance: 3,306

Officials: Roy Gubeyan, Brian Garland, Karen Presto

Alabama - 69

Record: 16-5 (3-3)

NO. Name	Min	FG M-A	3P M-A	FT M-A	Rebounds OR DR TOT	Fouls PF FD	TP	AS	TO	ST	Blocks BS BA	+/-
31 Jada Rice	C 29:23	3-7	0-0	6-6	0 7 7	4 3	12	1	6	1	2 0	4
3 Sarah Ashlee Barker	G 18:23	1-2	0-0	0-0	0 1 1	4 1	2	5	5	2	0 0	-7
5 Hannah Barber	G 34:31	3-5	2-3	0-0	1 1 2	3 2	8	3	4	4	0 0	4
23 Brittany Davis	G 36:19	9-15	4-7	0-0	0 4 4	4 1	22	1	1	2	0 1	-3
32 Aaliyah Nye	G 26:40	2-5	1-4	2-2	0 3 3	4 2	7	1	0	3	1 0	6
10 Ryan Cobbins	26:05	2-2	0-0	0-0	0 4 4	2 0	4	1	2	1	0 0	10
0 Loyal McQueen	12:36	2-8	0-1	3-4	0 0 0	4 3	7	3	1	0	0 2	-4
13 JeAnna Cunningham	04:33	1-1	0-0	0-0	0 0 0	2 0	2	0	0	0	0 0	1
22 Karly Weathers	11:30	2-5	1-2	0-0	1 1 2	1 2	5	0	0	1	0 1	4
Team					3 4 7		0		2			
Totals		25-50	8-17	11-12	5 25 30	28 14	69	15	21	14	3 4	3

Technical Fouls:NONE

Shooting By Period	1st	2nd	3rd	4th	FT
FG%	7-11 63.6%	4-12 33.3%	5-17 29.4%	10-17 58.8%	7-12 58.3%
3PT%	0-0 0.0%	0-0 0.0%	1-6 16.7%	5-5 100%	3-6 50.0%
FT%	5-5 100%	5-5 100%	5-5 100%	5-5 100%	5-5 100%
GM FG%	25-50 50.0%	31-50 62.0%	29-63 46.0%	30-50 60.0%	30-50 60.0%
3PT%	8-17 47.1%	8-17 47.1%	8-17 47.1%	8-17 47.1%	8-17 47.1%
FT%	11-12 91.7%	11-12 91.7%	11-12 91.7%	11-12 91.7%	11-12 91.7%

Dead Ball Rebounds: 1, 0

Arkansas - 66

Record: 17-6 (4-4)

NO. Name	Min	FG M-A	3P M-A	FT M-A	Rebounds OR DR TOT	Fouls PF FD	TP	AS	TO	ST	Blocks BS BA	+/-
4 Erynn Barnum	F 33:58	8-14	0-1	4-6	4 5 9	4 7	20	0	2	2	0 1	4
0 Saylor Poffenbarger	G 38:21	3-9	3-5	3-4	2 3 5	2 5	12	3	0	2	1 1	2
2 Samara Spencer	G 34:53	4-10	3-3	2-2	0 2 2	2 5	12	2	7	2	0 0	-3
34 Chrissy Carr	G 24:37	2-6	2-4	0-0	0 2 2	3 1	6	2	1	1	1 0	5
43 Makayla Daniels	G 39:02	2-10	1-6	1-8	1 5 6	2 9	13	5	5	2	1 0	-3
11 Rylee Langerman	15:23	0-2	0-1	0-0	0 0 0	1 0	0	0	0	1	0 1	-6
23 Jersey Wolfenbarger	07:44	0-0	0-0	0-0	0 0 0	0 0	0	0	0	0	0 0	-7
30 Maryam Dauda	06:02	1-3	0-1	1-1	0 0 0	0 1	3	0	0	1	0 0	-7
Team					4 1 5			0	0			
Totals		20-54	8-21	18-23	11 18 29	14 28	66	12	20	9	4 3	-3



# #SIDEBYSIDE



Official Basketball Box Score - Final  
**Arkansas at Auburn**  
02/05/23 Neville Arena, Auburn, Ala.  
2022-23 Women's Basketball

Game Time: 2:00 PM  
Game Duration: 2:17  
Attendance: 2,569

Officials: Brian Hall, Natasha Camy, Carla Fountain

Arkansas - 54

Record: 18-7 (5-5)

NO.	Name	Min	FG	3P	FT	Rebounds	Fouls	TP	AS	TO	ST	Blocks	+/-
			M-A	M-A	M-A	OR DR TOT	PF FD					BS BA	
4	Erynn Barnum	F 28:42	5-12	0-0	4-9	6 3 9	3 5	14	0	4	1	0	2 -2
0	Saylor Poffenbarger	G 37:57	3-10	1-5	3-6	0 10 10	5 4	10	1	3	1	0	0 3
2	Samara Spencer	G 35:48	1-8	0-4	5-6	0 6 6	3 5	7	4	7	1	0	1 1
34	Chrissy Carr	G 24:45	2-7	1-4	2-4	2 1 3	4 4	7	1	1	1	0	1 -8
43	Makayla Daniels	G 39:14	2-12	1-8	6-10	0 4 4	4 4	7	1	1	1	0	0 4
11	Rylee Langerman	13:57	0-1	0-1	1-2	0 1 1	4 1	1	1	1	1	0	0 2
24	Jersey Wollenbarger	08:11	1-1	0-0	2-2	1 1 2	2 1	4	0	0	0	0	0 8
30	Maryam Dauda	01:30	0-0	0-0	0-0	0 0 0	2 0	0	0	2	0	0	0 4
55	Emmie Ellis	08:48	0-1	0-1	0-0	0 2 2	0 0	0	0	0	0	1	0 1
22	Avery Hughes	00:08	0-0	0-0	0-0	0 0 0	0 0	0	0	0	0	0	0 2
Team						2 4 6				0			
Totals			14-52	3-23	23-39	11 32 43	27 27	54	7	19	8	1 4	3

Technical Fouls: NONE

Dead Ball Rebounds: 9, 0

Auburn - 51

Record: 13-9 (3-7)

NO.	Name	Min	FG	3P	FT	Rebounds	Fouls	TP	AS	TO	ST	Blocks	+/-
			M-A	M-A	M-A	OR DR TOT	PF FD					BS BA	
20	Kharyssa Richardson	F 19:08	2-3	0-0	1-2	2 3 5	3 3	5	0	2	0	1	0 -7
2	Sania Wells	G 09:23	0-3	0-1	0-0	0 2 2	0 2	0	0	2	0	0	0 -6
3	Jakayla Johnson	G 24:23	4-6	1-1	0-2	0 1 1	4 1	9	0	5	0	0	0 3
5	Aicha Coulibaly	G 26:19	0-8	0-1	1-4	2 4 6	2 6	1	2	5	2	0	0 -11
23	Honesty Scott-Grayson	G 30:21	3-11	0-3	5-8	0 3 3	5 11	5	1	2	1	0	0 -5
11	Romy Levy	19:43	3-5	0-2	3-4	1 4 5	3 2	9	1	1	1	0	0 10
10	Sandi Shaw	15:29	2-7	0-4	0-0	0 1 1	3 2	4	0	0	1	0	0 -10
4	Kaitlyn Duhon	24:30	2-6	0-2	2-4	2 5 7	2 4	6	1	2	1	2	0 5
1	Mya Pratcher	13:04	0-3	0-0	0-0	0 6 6	1 0	0	0	0	0	1	1 3
12	Mar'haun Bostic	14:11	2-4	0-0	2-3	1 1 2	4 2	6	1	1	1	0	0 5
20	Oyindamola Akinbolawa	03:29	0-0	0-0	0-0	0 0 0	0 0	0	0	1	1	0	0 -2
Team						0 2 2				0			
Totals			18-56	1-14	14-27	8 32 40	27 27	51	7	22	8	4 1	-3

Technical Fouls: NONE

Dead Ball Rebounds: 10, 2

	ARK	AUB
Biggest lead	15 (2 <sup>nd</sup> 7:14)	0 (1 <sup>st</sup> 10:00)
Best Scoring Run	8 (2 <sup>nd</sup> 7:14)	6 (2 <sup>nd</sup> 3:41)
Lead Changes	0	
Times Tied	2	
Time with Lead	36:06	00:00
Points from Turnovers	12	8
Paint	20	16
Second Chance	10	8
Fast Breaks	7	9
Bench	5	25
Period by Period Scoring		
1st	16	10
2nd	16	10
3rd	16	12
4th	10	51



Official Basketball Box Score - Final  
**Arkansas at Vanderbilt**  
02/09/23 Memorial Gymnasium, Nashville  
2022-23 Women's Basketball

Game Time: 8:00 PM  
Game Duration: 2:08  
Attendance: 1,978

Officials: Pualani Spurlock-Welsh, Frank Steratore, Eric Brewton

Arkansas - 70

Record: 18-8 (5-6)

NO.	Name	Min	FG	3P	FT	Rebounds	Fouls	TP	AS	TO	ST	Blocks	+/-
			M-A	M-A	M-A	OR DR TOT	PF FD					BS BA	
4	Erynn Barnum	F 25:33	4-8	0-0	4-4	6 1 7	4 2	12	0	5	1	1	2 -8
0	Saylor Poffenbarger	G 30:42	3-6	0-3	1-2	0 1 1	5 1	7	1	1	0	1	0 -4
2	Samara Spencer	G 37:31	1-8	0-2	0-0	0 4 4	2 4	2	4	3	1	0	0 -9
34	Chrissy Carr	G 36:48	7-13	3-8	1-2	1 4 5	3 1	18	0	2	1	0	0 -7
43	Makayla Daniels	G 37:22	11-23	4-11	5-6	0 3 3	4 7	31	1	3	1	1	1 -5
11	Rylee Langerman	10:41	0-0	0-0	1-3	4 1	1 0	1	1	1	0	0	0 -2
24	Jersey Wollenbarger	06:58	0-2	0-2	0-0	0 0 0	0 0	0	0	0	0	0	0 -5
55	Emmie Ellis	14:27	0-2	0-0	0-2	3 2 5	3 1	0	1	1	0	0	1 0
Team						1 1 2				0			
Totals			26-62	7-26	11-16	12 19 31	22 17	70	8	15	6	3 4	-8

Technical Fouls: NONE

Shooting By Period		
FG%	3-11	27.3%
3PT%	1-5	20.0%
FT%	6-10	60%
FG%	8-15	53.3%
3PT%	2-8	25.0%
FT%	1-2	50%
FG%	7-15	46.7%
3PT%	3-5	60.0%
FT%	0-0	0%
FG%	8-21	38.1%
3PT%	1-8	12.5%
FT%	4-4	100%

Dead Ball Rebounds: 4, 0

Vanderbilt - 78

Record: 11-14 (2-9)

NO.	Name	Min	FG	3P	FT	Rebounds	Fouls	TP	AS	TO	ST	Blocks	+/-
			M-A	M-A	M-A	OR DR TOT	PF FD					BS BA	
35	Sacha Washington	F 28:45	8-12	0-0	0-0	4 4 8	3 2	16	1	3	2	3	1 16
11	Ciaja Harbison	G 40:00	5-15	0-3	6-11	1 2 3	2 7	16	8	7	4	0	1 8
14	Marnelle Garraud	G 40:00	6-12	4-8	3-3	2 5 7	3 3	19	0	1	0	0	0 8
21	Bella LaChance	G 40:00	3-6	1-2	0-0	2 2 2	2 2	7	1	1	1	0	0 8
24	Ryanne Allen	G 33:44	2-6	2-5	6-6	1 5 6	2 5	12	2	1	0	1	1 10
5	Yaubryon Chambers	06:53	1-2	0-0	0-0	0 1 1	4 1	2	0	2	0	0	0 -8
12	Demi Washington	10:38	2-3	0-0	2-2	0 2 2	1 2	6	0	0	0	0	0 -2
Team						5 3 8				0			
Totals			27-56	7-18	17-22	13 24 37	17 22	78	12	16	7	4 3	8

Technical Fouls: NONE

Shooting By Period		
FG%	7-16	43.8%
3PT%	4-10	40.0%
FT%	0-0	0%
FG%	7-13	53.8%
3PT%	3-5	60.0%
FT%	2-2	100%
FG%	7-14	50.0%
3PT%	0-2	0.0%
FT%	4-7	57.1%
FG%	6-13	46.2%
3PT%	0-1	0.0%
FT%	11-13	84.6%
FG%	27-56	48.2%
3PT%	7-18	38.9%
FT%	17-22	77.3%

Dead Ball Rebounds: 2, 1

	ARK	VAN
Biggest lead	2 (1 <sup>st</sup> 8:47)	10 (4 <sup>th</sup> 5:39)
Best Scoring Run	8 (2 <sup>nd</sup> 8:55)	7 (1 <sup>st</sup> 5:48)
Lead Changes	7	
Times Tied	1	
Time with Lead	01:54	36:53
Points from Turnovers	18	16
Paint	36	36
Second Chance	8	14
Fast Breaks	6	8
Bench	0	8
Period by Period Scoring		
1st	13	16
2nd	13	17
3rd	19	21
4th	10	78



Official Basketball Box Score - Final  
**Missouri at Arkansas**  
02/12/23 Bud Walton Arena, Fayetteville  
2022-23 Women's Basketball

Game Time: 2:00 PM  
Game Duration: 1:45  
Attendance: 4,492

Officials: Dee Kanter, William (Billy) Smith, Kylene Galloway

Missouri - 33

Record: 15-10 (4-8)

NO.	Name	Min	FG	3P	FT	Rebounds	Fouls	TP	AS	TO	ST	Blocks	+/-
			M-A	M-A	M-A	OR DR TOT	PF FD					BS BA	
20	Sarah Linthacum	F 10:58	0-0	0-0	1-2	1 3 4	2 1	1	0	0	0	0	0 -5
43	Hayley Frank	F 39:06	4-11	0-2	0-0	2 3 5	1 1	3	8	1	1	2	0 3 -31
1	Lauren Hansen	G 26:58	2-6	0-2	0-0	0 1 1	1 4	1	2	1	0	1	0 -29
4	Mama Dembele	G 23:17	2-6	0-2	1-1	1 1 2	0 2	5	0	3	1	0	0 -14
13	Haley Troup	G 26:00	0-4	0-3	2-2	0 1 1	3 2	2	1	4	0	0	0 -24
2	Sara-Rose Smith	02:01	0-0	0-0	0-0	0 0 0	0 0	0	0	0	0	0	0 0
10	Katlyn Gilbert	17:47	2-6	0-3	1-4	0 2 2	1 2	5	0	3	2	0	0 -4
24	Ashton Kelly	23:40	1-7	1-3	1-2	0 2 2	1 1	4	2	2	4	0	1 -12
32	Jayla Kelly	07:19	0-1	0-0	0-0	0 0 0	0 3	0	0	1	0	0	0 -10
21	Averi Kroenke	21:53	2-5	0-0	0-0	1 0 1	3 0	4	0	2	1	2	1 -8
40	Micha Linthacum	01:01	0-0	0-0	0-0	0 0 0	1 0	0	0	1	0	0	0 -3
Team						4 3 7				0			
Totals			13-46	1-15	6-11	9 16 25	16 12	33	5	22	11	2 6	-28

Technical Fouls: NONE

Dead Ball Rebounds: 5, 0

Arkansas - 61

Record: 19-6 (6-6)

NO.	Name	Min	FG	3P	FT	Rebounds	Fouls	TP	AS	TO	ST	Blocks	+/-
			M-A	M-A	M-A	OR DR TOT	PF FD					BS BA	
4	Erynn Barnum	F 29:36	4-7	1-3	5-6	4 5 9	3 5	14	2	12	0	3	0 19
0	Saylor Poffenbarger	G 35:46	2-9	1-3	1-2	0 2 2	2 1	6	0	1	0	1	1 28
2	Samara Spencer	G 28:10	2-6	0-3	2-2	0 2 2	0 1	6	2	1	2	0	0 27
34	Chrissy Carr	G 23:46	6-10	5-7	1-1	1 4 5	2 2	18	0	0	1	0	1 28
43	Makayla Daniels	G 35:32	3-9	1-4	4-5	1 2 3	1 6	11	3	2	3	1	0 23
55	Emmie Ellis	08:16	0-1	0-1	0-0	0 3 3	1 0	0	1	0	0	0	0 12
11	Rylee Langen	13:28	1-2	1-2	0 0	1 3 4	1 0	3	1	1	0	0	0 12
24	Jersey Wolfenbarger	18:20	1-1	0-0	1-1	0 1 1	0 1	3	0	0	0	0	1 4
22	Avery Hughes	02:08	0-0	0-0	0-0	0 0 0	1 0	0	0	0	0	0	0 -4
30	Maryam Dauda	02:08	0-0	0-0	0-0	0 0 0	1 0	0	0	0	0	0	0 -3
20	Karley Johnson	01:25	0-0	0-0	0-0	0 0 0	0 0	0	0	0	0	0	0 -3
21	Loren Lindsey	01:25	0-0	0-0	0-0	0 0 0	0 0	0	0	0	0	0	0 -3
Team						1 2 3			0	3			
Totals			19-45	9-23	14-17	8 24 32	12 16 61	9 21	6	7	6	2	28





Official Basketball Box Score - Final  
**Arkansas at Georgia**  
02/19/23 Stegeman Coliseum, Athens  
2022-23 Women's Basketball

Game Time: 12:00 PM  
Game Duration: 1:40  
Attendance: 4,109

Officials: Gina Cross, Joseph Vaszly, Teresa Stuck

Arkansas - 48

Record: 19-10 (6-8)

NO. Name	Min	FG M-A	3P M-A	FT M-A	Rebounds OR DR TOT	Fouls PF FD	TP	AS	TO	ST	Blocks BS BA	+/-
4 Erynn Barnum	F 27:03	6-12	0-0	4-5	4 3 7	1 4	16	0	2	0	1 0	-19
0 Saylor Poffenbarger	G 35:29	3-11	0-6	0-0	0 7 7	3 1	6	3	2	1	0 0	-26
2 Samara Spencer	G 36:05	0-8	0-8	0-0	0 0 0	2 0	0	2	5	1	0 0	-20
34 Chrissy Carr	G 32:52	7-16	5-13	2-2	0 0 0	1 2	21	1	1	1	0 0	-9
43 Makayla Daniels	G 31:28	1-7	0-5	1-1	2 2 4	3 2	3	6	3	0	0 1	-20
11 Rylee Langerman	12:27	0-0	0-0	0-0	1 0 1	2 0	0	0	1	0	0 0	-6
24 Jersey Wollenbarger	11:39	0-2	0-1	0-0	0 2 2	0 0	0	1	1	0	0 0	-11
55 Emrie Ellis	00:00	0-0	0-0	0-0	0 3 3	1 1	2	0	0	0	0 0	-4
Team					3 0 3	0 0	0	2				
<b>Totals</b>		17-56	5-33	9-10	10 17 27	15 10 48	13 17	3	1	1	23	

Technical Fouls: Coach 4<sup>th</sup> 5:26 Coach 4<sup>th</sup> 5:26

Shooting By Period	
1 <sup>st</sup> FG%	4-14 28.6%
3PT%	1-8 12.5%
FT%	2-2 100%
2 <sup>nd</sup> FG%	5-13 38.5%
3PT%	2-9 22.2%
FT%	4-4 100%
3 <sup>rd</sup> FG%	5-17 29.4%
3PT%	2-11 18.2%
FT%	1-2 50%
4 <sup>th</sup> FG%	3-12 25.0%
3PT%	0-5 0.0%
FT%	2-2 100%
GM FG%	17-56 30.4%
3PT%	5-33 15.2%
FT%	9-10 90.0%

Dead Ball Rebounds: 2, 0

Georgia - 71

Record: 19-9 (9-6)

NO. Name	Min	FG M-A	3P M-A	FT M-A	Rebounds OR DR TOT	Fouls PF FD	TP	AS	TO	ST	Blocks BS BA	+/-
20 Jordan Isaacs	F 21:12	1-2	0-0	2-2	1 6 7	3 1	4	1	0	0	1 0	11
24 Britney Smith	F 25:04	4-9	0-0	1-3	1 5 6	3 2	9	2	1	0	0 0	16
1 Chloe Chapman	G 16:57	2-7	0-0	0-0	0 1 1	0 0	4	3	1	1	0 0	1
3 Diamond Battles	G 35:56	5-9	0-2	3-4	1 2 3	1 4	13	6	3	0	0 1	24
31 Audrey Warren	G 40:00	6-9	2-5	0-0	1 2 3	0 1	14	5	1	2	0 0	23
35 Javyn Nicholson	31:11	10-15	0-0	2-2	5 2 7	1 2	22	1	4	4	0 0	20
23 Alisha Lewis	27:07	2-3	0-0	1-1	0 3 3	2 3	5	3	3	0	0 0	21
22 Malory Bates	02:33	0-2	0-0	0-0	0 0 0	0 0	0	0	1	0	0 0	-1
Team					0 6 6	0 0	0	1				
<b>Totals</b>		30-56	2-7	9-12	9 27 36	10 13 71	21 15	10	1	1	23	

Technical Fouls: NONE

Shooting By Period	
1 <sup>st</sup> FG%	7-14 50.0%
3PT%	1-1 100.0%
FT%	0-0 0%
2 <sup>nd</sup> FG%	6-14 42.9%
3PT%	0-4 0.0%
FT%	4-4 100%
3 <sup>rd</sup> FG%	8-15 53.3%
3PT%	0-1 0.0%
FT%	1-2 50%
4 <sup>th</sup> FG%	9-13 69.2%
3PT%	1-1 100.0%
FT%	4-6 66.7%
GM FG%	30-56 53.6%
3PT%	2-7 28.6%
FT%	9-12 75.0%

Dead Ball Rebounds: 2, 1

	ARK	UGA
Biggest lead	1 (1 <sup>st</sup> 8:35)	25 (4 <sup>th</sup> 2:37)
Best Scoring Run	7 (2 <sup>nd</sup> 7:53)	16 (4 <sup>th</sup> 2:37)
Lead Changes	2	
Times Tied	3	
Time with Lead	00:51	37:13

Points from Turnovers	ARK	UGA
	14	18
Paint	18	38
Second Chance	11	18
Fast Breaks	0	5
Bench	2	27

Period by Period Scoring					
	1st	2nd	3rd	4th	TOT
ARK	11	16	13	8	48
UGA	15	16	17	23	71



Official Basketball Box Score - Final  
**Arkansas at Mississippi St.**  
02/23/23 Humphrey Coliseum, Starkville  
2022-23 Women's Basketball

Game Time: 8:02 PM  
Game Duration: 1:56  
Attendance: 4,940

Officials: Michael McConnell, Sall Escho, Fatou Cissoko-Stephens

Arkansas - 73

Record: 19-11 (6-9)

NO. Name		Min	FG M-A	3P M-A	FT M-A	Rebounds OR DR TOT	Fouls PF FD	TP	AS	TO	ST	Blocks BS BA	+/-
4 Erynn Barnum	F	20:04	3-8	0-1	3-3	2 3 5	3 3 9	1	2	1	0	1	-17
0 Saylor Poffenbarger	G	32:31	2-8	1-3	2-3	1 10 11	2 3 7	0	0	1	1	1	-17
2 Samara Spencer	G	32:01	8-14	4-7	5-13	0 2 2	5 10 25	1	2	3	0	1	-23
34 Chrissy Carr	G	27:58	3-13	0-8	3-4	3 1 4	1 2 9	0	0	0	0	1	-15
43 Makayla Daniels	G	31:28	5-13	3-8	4-4	0 2 2	4 3 17	4	3	1	0	0	-8
55 Emrie Ellis		05:06	0-1	0-0	0 0 0	0 0 0	2 0 0	0	0	1	0	0	-3
11 Rylee Langerman		16:48	0-1	0-1	2-2	0 0 1	1 1 2	1	0	0	1	0	1
24 Jersey Wollenbarger		19:14	0-2	0-2	2 4	6 1 1	0 1 1	0	0	0	0	0	6
30 Maryam Dauda		14:50	2-5	0-1	0-0	3 3 6	4 0 4	0	2	0	1	0	6
Team						1 2 3	0 0 0	0	0				
Totals			23-65	8-32	19-31	12 28 40	23 23 73	7	10	7	2 4	-14	

Technical Fouls: NONE

Shooting By Period	
1 <sup>st</sup> FG%	3-13 23.1%
3PT%	2-8 25.0%
FT%	1-6 16.7%
2 <sup>nd</sup> FG%	5-17 29.4%
3PT%	2-9 22.2%
FT%	9-9 100%
3 <sup>rd</sup> FG%	7-15 46.7%
3PT%	2-7 28.6%
FT%	3-4 75%
4 <sup>th</sup> FG%	8-20 40.0%
3PT%	2-8 25.0%
FT%	6-12 50%
GM FG%	23-65 35.4%
3PT%	8-32 25.0%
FT%	19-31 61.3%

Dead Ball Rebounds: 5, 0

Mississippi St. - 87

Record: 20-8 (9-6)

NO. Name	Min	FG M-A	3P M-A	FT M-A	Reb OR DR TOT	Fouls PF FD	TP	AS	TO	ST	Blocks BS BA	+/-
4 Jessica Carter	F 27:44	5-8	0-0	6-11	2 11 13	3 8	16	3	2	0	1 0	10
21 Debraasha Powe	F 21:24	2-6	1-5	0-2	0 6 6	2 1	5	0	1	0	0 0	17
0 Anastasia Hayes	G 28:36	2-6	0-1	4-4	1 4 5	2 3	8	6	1	1	0 1	11
1 Ahlana Smith	G 31:25	4-8	3-5	2-2	0 5 5	4 1	13	3	3	0	0 1	9
2 Jerkalla Jordan	G 25:28	6-12	3-7	4-4	2 1 3	3 2	19	4	0	2	1 0	25
22 Charlotte Kohl	03:33	0-0	0-0	0 0	1 1 0	1 0	0	0	0	0	0 0	-7
25 Denae Carter	09:43	1-1	0-0	0-0	0 2 2	3 0	2	0	5	0	0 0	-7
3 Asianae Johnson	17:26	2-5	0-0	4-5	0 1 1	1 4	8	2	0	1	0 0	5
11 Kourtney Weber	17:16	4-5	2-3	1-1	0 1 1	1 1	11	0	1	0	0 0	-8
23 Ramani Parker	17:25	2-6	1-2	0-0	1 4 5	4 2	5	0	0	0	2 0	1
Team					1 1 2		0	0				
Totals		28-57	10-23	21-29	7 37 44	23 23	87	18	13	4	2 14	

Technical Fouls: NONE

Shooting By Period	
1 <sup>st</sup> FG%	10-16 62.5%
3PT%	4-6 66.7%
FT%	1-2 50%
2 <sup>nd</sup> FG%	8-16 50.0%
3PT%	3-5 60.0%
FT%	5-8 62.5%
3 <sup>rd</sup> FG%	7-12 58.3%
3PT%	1-5 20.0%
FT%	4-6 66.7%
4 <sup>th</sup> FG%	3-13 23.1%
3PT%	2-7 28.6%
FT%	11-13 84.6%
GM FG%	28-57 49.1%
3PT%	10-23 43.5%
FT%	21-29 72.4%

Dead Ball Rebounds: 2, 0

	ARK	MSU
Biggest lead	0 (1 <sup>st</sup> 10:00)	28 (3 <sup>rd</sup> 8:08)
Best Scoring Run	12 (4 <sup>th</sup> 9:06)	13 (1 <sup>st</sup> 1:01)
Lead Changes	0	
Times Tied	0	
Time with Lead	00:00	39:35

Points from Turnovers	ARK	MSU
	9	14
Paint	28	34
Second Chance	13	11
Fast Breaks	13	11
Bench	6	26

Period by Period Scoring					
	1st	2nd	3rd	4th	TOT
ARK	9	21	19	24	73
MSU	25	24	19	19	87



Official Basketball Box Score - Final  
**Texas A&M at Arkansas**  
02/26/23 Bud Walton Arena, Fayetteville  
2022-23 Women's Basketball

Game Time: 11:00 AM  
Game Duration: 1:55  
Attendance: 4,408

Officials: Roy Gubeyan, Tiffany Bird, Reyna Seales

Texas A&M - 65

Record: 7-19 (2-14)

NO. Name	Min	FG M-A	3P M-A	FT M-A	Rebounds OR DR TOT	Fouls PF FD	TP	AS	TO	ST	Blocks BS BA	+/-
13 Jada Malone	F 19:51	3-9	0-0	3-4	5 1 6	4 5	9	1	2	0	0 3	-7
32 Aaliyah Patty	F 21:40	2-7	1-3	1-2	0 5 5	0 2	6	1	3	1	0 0	-22
0 Sydney Bowles	G 31:27	5-11	4-8	0-0	0 2 2	1 1	14	0	2	1	1 0	-10
4 Kay Kay Green	G 24:20	3-6	1-2	0-0	0 1 1	4 1	7	0	2	0	0 0	-13
24 Sahara Jones	G 28:50	1-3	0-1	7-10	1 3 4	2 5	9	2	1	1	0 0	-19
2 Janiah Barker	22:51	5-9	1-1	6-11	2 4 6	1 7	17	1	0	0	0 1	-5
21 Eriny Kindred	09:38	1-2	0-0	1-2	2 4 6	4 1	3	0	2	0	0 0	8
23 McKinzie Green	24:36	0-1	0-1	0-0	0 2 2	1 1	0	3	0	0	0 0	4
3 Tineya Hylton	10:47	0-6	0-3	0-0	0 0 0	1 0	0	1	0	0	0 2	-1
Team					3 3 6	0 0	0	0				
<b>Totals</b>		20-54	7-19	18-29	13 25 38	18 23	65	9	12	3	2 6	-13

Technical Fouls: NONE

Shooting By Period	
1 <sup>st</sup> FG%	5-12 41.7%
3PT%	0-3 0.0%
FT%	0-4 0%
2 <sup>nd</sup> FG%	4-14 28.6%
3PT%	1-5 20.0%
FT%	6-8 75%
3 <sup>rd</sup> FG%	7-15 46.7%
3PT%	4-6 66.7%
FT%	3-7 42.9%
4 <sup>th</sup> FG%	4-13 30.8%
3PT%	2-5 40.0%
FT%	9-10 90%
GM FG%	20-54 37.0%
3PT%	7-19 36.8%
FT%	18-29 62.1%

Dead Ball Rebounds: 5, 1

Arkansas - 78

Record: 20-11 (7-9)

NO. Name	Min	FG M-A	3P M-A	FT M-A	Rebounds OR DR TOT	Fouls PF FD	TP	AS	TO	ST	Blocks BS BA	+/-
4 Erynn Barnum	F 23:42	3-7	1-2	5-10	2 3 5	4 6	12	1	1	1	0 10	
0 Saylor Poffenbarger	G 29:49	3-6	3-5	0-0	0 4 4	5 1	9	5	1	2	1 0	16
2 Samara Spencer	G 35:32	7-15	3-8	2-5	1 4 5	0 3	19	5	3	0	0 1	13
34 Chris Carr	G 32:01	3-8	2-6	0-0	0 6 6	5 0	8	0	2	0	0 1	17
43 Makayla Daniels	G 34:13	2-8	2-6	6-8	2 2 4	1 6	12	4	0	0	2 0	10
11 Rylee Langerman	11:13	0-2	0-2	0-0	1 1 2	1 0	0	0	0	0	0 0	-3
55 Emrie Ellis	12:04	3-4	1-2	0-0	2 1 3	4 1	7	0	2	0	2 0	7
24 Jersey Wolfenbarger	16:50	4-7	1-3	0-0	1 2 3	1 0	9	0	0	1	0 0	-1
30 Maryam Dauda	04:14	0-0	0-0	2-2	0 0 0	0 1	2	0	0	0	0 0	-4
22 Avery Hughes	00:22	0-0	0-0	0-0	0 0 0	2 0	0	0	0	0	0 0	0
Team					2 1 3		0	0	0			
Totals		25-57	13-34	15-25	11 24 35	23 18 78	15	9	4	6	2 13	



# #SIDEBYSIDE



Official Basketball Box Score - Final  
**Arkansas at South Carolina**  
03/03/23 Bud Walton Arena, Greenville  
2022-23 Women's Basketball

Game Time: 12:00 PM  
Game Duration: 1:46

Officials: Dee Kantner, Maj Forsberg, Bill Larence

Arkansas - 66

Record: 21-12

NO. Name	Min	FG M-A	3P M-A	FT M-A	Rebounds OR DR TOT	Fouls PF FD	TP	AS	TO	ST	Blocks BS BA	+/
4 Eryn Barnum	F 28:21	2-13	1-4	3-4	1 0 1	2 2	8	3	1	3	2	-20
0 Saylor Poffenbarger	G 35:11	7-11	3-7	5-6	0 4 4	4 4	22	4	2	0	1	-22
2 Samara Spencer	G 26:14	7-17	2-4	0-0	0 2 2	3 3	16	1	3	2	0	-14
34 Chrissy Carr	G 30:43	0-8	0-5	4-4	1 2 3	2 2	4	0	1	0	0	-25
43 Makayla Daniels	G 33:30	4-13	4-11	0-0	1 1 2	1 4	12	1	2	1	1	-28
11 Rylee Langerman	18:21	0-0	0-0	0-0	0 7 7	1 1	0	0	1	0	1	-7
22 Jersey Wollenbarger	15:48	1-3	0-2	0-0	0 1 1	1 0	2	0	0	0	1	-9
55 Emrie Ellis	02:54	0-0	0-0	0-0	0 0 0	0 0	0	0	0	0	0	-1
30 Maryam Dauda	08:58	1-2	0-1	0-0	1 0 1	2 0	2	2	0	1	0	-9
Team					5 0 5		0					
Totals		22-67	10-34	12-14	9 17 26	16 15	66	11	10	7	6	10

Technical Fouls: NONE

Shooting By Period		
1st FG%	6-17	35.3%
3PT%	3-10	30.0%
FT%	2-2	100%
2nd FG%	5-16	31.3%
3PT%	2-6	33.3%
FT%	1-2	50%
3rd FG%	7-20	35.0%
3PT%	2-9	22.2%
FT%	1-2	50%
4th FG%	4-14	28.6%
3PT%	3-9	33.3%
FT%	8-8	100%
GM FG%	22-67	32.8%
3PT%	10-34	29.4%
FT%	12-14	85.7%

Dead Ball Rebounds: 3, 0

South Carolina - 93

Record: 30-0

NO. Name	Min	FG M-A	3P M-A	FT M-A	Rebounds OR DR TOT	Fouls PF FD	TP	AS	TO	ST	Blocks BS BA	+/
4 Aliyah Boston	F 19:14	5-7	0-0	1-1	3 7 10	0 2	11	5	1	0	4	1
5 Victoria Saxton	F 19:51	8-10	0-0	3-3	1 1 2	2 4	19	0	2	0	0	12
1 Zia Cooke	G 24:24	1-10	0-2	0-0	1 4 5	1 1	2	2	3	1	0	2
12 Brea Beal	G 25:53	2-2	2-2	0-0	1 3 4	0 0	6	4	0	0	1	15
41 Kierra Fletcher	G 18:26	4-7	1-2	3-4	1 5 6	0 3	12	3	0	1	0	14
10 Kamila Cardoso	19:30	6-7	0-0	2-2	3 5 8	1 2	14	3	0	0	3	8
15 Laeticia Amihore	15:22	6-13	0-1	4-4	4 1 5	2 3	16	0	0	0	0	3
25 Raven Johnson	20:05	1-4	0-1	0-0	0 4 4	2 0	2	6	2	1	0	11
20 Sania Feagin	05:24	1-1	0-0	0-0	1 0 1	1 0	2	0	2	0	0	0
23 Bree Hall	12:58	3-5	1-1	0-0	0 1 1	4 0	7	1	1	0	2	11
2 Ashlyn Watkins	11:27	1-3	0-0	0-2	0 0 0	2 1	2	0	0	0	0	8
21 Chloe Kitts	03:09	0-0	0-0	0-0	0 1 1	0 0	0	2	0	0	0	6
0 Olivia Thompson	02:48	0-1	0-1	0-0	0 0 0	0 0	0	0	0	0	0	4
11 Talaysia Cooper	01:29	0-0	0-0	0-0	0 0 0	0 0	0	1	0	0	0	2
Team					1 3 4		0					
Totals		38-70	4-10	13-16	16 35 51	15 16	93	27	13	3	10	6

Technical Fouls: NONE

Shooting By Period		
1st FG%	9-20	45.0%
3PT%	2-4	50.0%
FT%	4-5	80%
2nd FG%	9-17	52.9%
3PT%	1-3	33.3%
FT%	2-2	100%
3rd FG%	8-15	53.3%
3PT%	0-1	0.0%
FT%	1-3	33.3%
4th FG%	12-18	66.7%
3PT%	1-2	50.0%
FT%	6-6	100%
GM FG%	38-70	54.3%
3PT%	4-10	40.0%
FT%	13-16	81.3%

Dead Ball Rebounds: 2, 0

	ARK	USC
Biggest lead	2 (1st 9:33)	29 (4th 0:22)
Best Scoring Run	7 (3rd 1:11)	10 (1st 5:47)
Lead Changes	1	
Times Tied	2	
Time with Lead	00:16	38:36

Points from	ARK	USC	Period by Period Scoring					
Turnovers	9	13		1st	2nd	3rd	4th	TOT
Paint	18	60	ARK	17	13	17	19	66
Second Chance	12	16	USC	24	21	17	31	93
Fast Breaks	2	9						
Bench	4	43						

Period by Period Scoring	1st	2nd	3rd	4th	TOT
ARK	17	13	17	19	66
USC	24	21	17	31	93



Official Basketball Box Score - Final  
**Louisiana Tech at Arkansas**  
03/16/23 Bud Walton Arena, Fayetteville  
2022-23 Women's Basketball

Game Time: 7:00 PM  
Game Duration: 1:43  
Attendance: 1,460

Officials: Eric Baker, Scott Kionias, Leah Lanie

Louisiana Tech - 47

Record: 19-13

NO. Name	Min	FG M-A	3P M-A	FT M-A	Rebounds OR DR TOT	Fouls PF FD	TP	AS	TO	ST	Blocks BS BA	+/
44 Anna Larr Robertson	F 21:53	3-12	0-0	4-5	4 5 9	3 3	10	0	0	0	0	-6
2 Kelumna Walker	G 29:32	6-18	0-2	4-4	2 4 6	3 4	16	1	2	0	0	-12
4 Lotte Sant	G 31:24	0-5	0-4	0-0	1 3 4	2 0	0	0	0	1	0	-1
10 Salma Bates	G 15:09	2-6	0-3	0-1	1 1 2	1 1	4	2	2	0	0	-15
23 Silvia Nativi	G 34:28	1-3	1-2	1-4	2 8 10	3 3	4	0	3	0	2	-21
33 Mackenzie Wurm	17:05	3-5	0-0	0-1	0 2 2	0 1	6	0	1	0	1	-14
3 Robyn Lee	22:54	3-11	0-0	0-0	0 3 3	2 0	1	6	0	1	0	3
12 Gabbie Green	19:06	0-3	0-2	0-0	0 2 2	1 0	0	0	0	1	0	-16
32 Katie Thompson	02:26	0-1	0-0	0-0	0 0 0	2 0	0	0	0	0	0	-1
1 Autumn Smith	02:01	0-1	0-0	0-0	0 0 0	0 0	0	0	0	0	0	-1
34 Ayeen Angoi	02:01	0-0	0-0	1-2	0 0 0	0 0	1	1	0	0	0	-1
45 Anja Bukvic	02:01	0-0	0-0	0-0	0 0 0	0 0	0	1	0	0	0	-1
Team					4 4 8		0					
Totals		18-65	1-13	10-17	14 32 46	17 13	47	4	11	1	3	7

Technical Fouls: NONE

Shooting By Period		
1st FG%	1-15	6.7%
3PT%	0-4	0.0%
FT%	1-2	50%
2nd FG%	8-14	57.1%
3PT%	0-2	0.0%
FT%	2-4	50%
3rd FG%	7-17	41.2%
3PT%	1-5	20.0%
FT%	1-3	33.3%
4th FG%	2-19	10.5%
3PT%	0-2	0.0%
FT%	6-8	75%
GM FG%	18-65	27.7%
3PT%	1-13	7.7%
FT%	10-17	58.8%

Dead Ball Rebounds: 3, 0

Arkansas - 69

Record: 22-12

NO. Name	Min	FG M-A	3P M-A	FT M-A	Rebounds OR DR TOT	Fouls PF FD	TP	AS	TO	ST	Blocks BS BA	+/
4 Eryn Barnum	F 24:27	7-12	0-2	0-0	0 6 6	2 2	14	3	2	0	1	22
0 Saylor Poffenbarger	G 27:53	1-7	1-5	0-0	0 11 11	0 1	3	3	2	0	1	20
2 Samara Spencer	G 34:03	5-14	2-4	2-3	0 6 6	1 6	14	11	3	0	1	2
34 Chrissy Carr	G 31:23	4-15	4-13	5-6	0 5 5	2 3	17	1	0	1	0	14
43 Makayla Daniels	G 31:04	1-5	1-3	2-2	1 2 3	4 3	5	2	1	1	1	20
11 Rylee Langerman	14:18	0-2	0-1	0-0	1 3 4	0 0	0	0	0	0	1	4
55 Emrie Ellis	07:29	1-1	0-0	0-0	0 0 0	2 0	2	0	0	0	0	4
24 Jersey Wollenbarger	15:16	2-3	0-0	2-2	1 2 3	0 2	6	0	0	0	2	10
30 Maryam Dauda	09:18	3-3	0-0	2-2	1 1 2	1 0	8	0	1	1	0	6
22 Avery Hughes	02:01	0-0	0-0	0-0	0 0 0	1 0	0	0	0	0	0	1
20 Karley Johnson	01:24	0-0	0-0	0-0	0 0 0	0 0	0	0	0	0	0	-1
21 Loren Lindsey	01:24	0-0	0-0	0-0	0 1 1	0 0	0	0	0	0	0	-1
Team					1 0 1		0					
Totals		24-62	9-28	13-15	5 37 42	13 17	69	20	7	4	7	3

Technical Fouls: NONE

Shooting By Period		
1st FG%	5-15	33.3%
3PT%	4-9	44.4%
FT%	1-2	50%
2nd FG%	7-15	46.7%
3PT%	2-7	28.6%
FT%	4-4	100%
3rd FG%	3-16	18.8%
3PT%	1-8	12.5%
FT%	6-6	100%
4th FG%	9-16	56.3%
3PT%	1-4	25.0%
FT%	2-3	66.7%
GM FG%	24-62	38.7%
3PT%	9-28	32.0%
FT%	13-15	86.7%

Dead Ball Rebounds: 3, 0

	Tech	ARK
Biggest lead	0 (1st 10:00)	23 (4th 1:41)
Best Scoring Run	8 (2nd 4:58)	9 (2nd 2:16)
Lead Changes	0	
Times Tied	0	
Time with Lead	00:00	39:27

Points from Turnovers	Tech	ARK
Turnovers	6	9
Paint	30	30
Second Chance	14	11
Fast Breaks	0	11
Bench	13	16

Period by Period Scoring	1st	2nd	3rd	4th	TOT
Tech	3	18	16	10	47
ARK	15	20	13	21	69



Official Basketball Box Score - Final  
**SFA at Arkansas**  
03/20/23 Bud Walton Arena, Fayetteville  
2022-23 Women's Basketball

Game Time: 7:00 PM  
Game Duration: 1:50  
Attendance: 3,507

Officials: Bryan Enterline, Nicole Brannon, Cory Malone

SFA - 37

Record: 27-7

NO. Name	Min	FG M-A	3P M-A	FT M-A	Rebounds OR DR TOT	Fouls PF FD	TP	AS	TO	ST	Blocks BS BA	+/
11 Avery Brittingham	F 24:38	2-4	0-0	3-5	1 2 3	1 3	7	0	3	0	0	-14
21 Aiyana Johnson	F 24:27	1-7	0-0	1-4	2 4 6	3 2	3	1	1	0	1	-14
2 Tyler McCliment-Call	G 24:14	2-6	1-4	0-0	0 5 5	4 0	5	2	3	1	1	-13
10 Jordan Harrison	G 35:02	2-13	1-4	6-6	2 5 7	3 4	11	3	4	2	0	-24
20 Angel Scott	G 25:27	0-4	0-2	0-0	0 3 3	1 0	0	1	1	2	0	-1
24 Kurstyn Harden	24:37	3-8	0-0	2-2	2 3 5	3 2	8	0	2	0	0	-19
4 Destini Lombard	15:26	0-2	0-0	0-1	1 2 3	0 0	0	0	1	0	0	-18
1 Zoe Nelson	06:18	0-1	0-0	0-0	0 2 2	0 0	0	0	0	1	0	1
12 Kyla Deck	09:23	0-2	0-0	0-0	0 0 0	2 0	0	0	1	0	0	-10
3 Avery Vansickle	10:28	1-3	1-2	0-0	0 1 1	2 0	3	0	1	1	0	-3
Team					1 2 3		0					
Totals		11-50	3-14	12-17	9 28 37	22 11	37	7	17	7	2	6

Technical Fouls: McCliment-Call 4th 6:23



Shooting By Period		
1st	FG%	3-10 30.0%
	3PT%	1-4 25.0%
	FT%	3-3 100%
2nd	FG%	3-12 25.0%
	3PT%	0-3 0.0%
	FT%	2-5 40%
3rd	FG%	2-15 13.3%
	3PT%	1-3 33.3%
	FT%	3-5 60%
4th	FG%	3-13 23.1%
	3PT%	1-4 25.0%
	FT%	4-4 100%
5th	FG%	11-50 22.0%
	3PT%	3-14 21.4%
	FT%	12-17 70.6%



## TV/RADIO CHART

0		<div><div>Saylor Poffenbarger</div><div>R-Fr.   G   TR   6-2 Middletown, Md.   UConn Major: Recreation &amp; Sport Management</div></div>	<table><tr><th></th><th>GP-GS</th><th>PPG</th><th>RPG</th><th>APG</th><th>MPG</th></tr><tr><td>Season</td><td>36-36</td><td>8.7</td><td>6.9</td><td>2.4</td><td>32.4</td></tr><tr><td>Career</td><td>48-36</td><td>6.6</td><td>5.3</td><td>1.8</td><td>25.0</td></tr></table>		GP-GS	PPG	RPG	APG	MPG	Season	36-36	8.7	6.9	2.4	32.4	Career	48-36	6.6	5.3	1.8	25.0	<ul style="list-style-type: none"><li>Tabbed to All-SEC Freshman Team</li><li>Coming off eight points, nine rebounds &amp; two assists vs. Texas Tech</li><li>Her four double-doubles and nine 10+ rebound games</li><li>Only Hog with 200+ def. rebounds in a season for stat record (219)</li><li>Five-time SEC Freshman of the Week, which leads the league</li><li>A versatile player who can be put in positions one through five</li><li>No. 3 in defensive rebounds/gm (6.1) and 11 in rebounds in SEC</li></ul>
	GP-GS	PPG	RPG	APG	MPG																	
Season	36-36	8.7	6.9	2.4	32.4																	
Career	48-36	6.6	5.3	1.8	25.0																	
2		<div><div>Samara Spencer</div><div>So.   G   1L   5-7 Fort Lauderdale, Fla.   St. Thomas Aquinas Major: Recreation &amp; Sport Management</div></div>	<table><tr><th></th><th>GP-GS</th><th>PPG</th><th>RPG</th><th>APG</th><th>MPG</th></tr><tr><td>Season</td><td>36-36</td><td>14.4</td><td>3.8</td><td>4.3</td><td>33.8</td></tr><tr><td>Career</td><td>67-63</td><td>13.4</td><td>3.7</td><td>3.7</td><td>32.1</td></tr></table>		GP-GS	PPG	RPG	APG	MPG	Season	36-36	14.4	3.8	4.3	33.8	Career	67-63	13.4	3.7	3.7	32.1	<ul style="list-style-type: none"><li>Averaging 17.0 points, 3.7 rebounds &amp; 5.7 assists/gm in WNIT</li><li>Logged 10 points vs. Texas Tech, 27 vs. SFA &amp; 11 assists vs. LA Tech</li><li>No. 5 in assists and free throw attempts (181), 6 in FG attempts (447) &amp; 15 in scoring in SEC, &amp; No. 40 in total assists (154) in NCAA</li><li>No. 7 most assists in a single season at Arkansas</li><li>Named SEC Freshman of the Year, first for Arkansas since 2009</li><li>Led St. Thomas to state title as a senior</li></ul>
	GP-GS	PPG	RPG	APG	MPG																	
Season	36-36	14.4	3.8	4.3	33.8																	
Career	67-63	13.4	3.7	3.7	32.1																	
4		<div><div>Erynn Barnum</div><div>R-Sr.   F   3L   6-2 Little Rock, Ark.   Little Rock Central Major: Recreation &amp; Sport Management</div></div>	<table><tr><th></th><th>GP-GS</th><th>PPG</th><th>RPG</th><th>APG</th><th>MPG</th></tr><tr><td>Season</td><td>36-36</td><td>15.1</td><td>6.4</td><td>1.8</td><td>26.6</td></tr><tr><td>Career</td><td>113-46</td><td>9.4</td><td>5.1</td><td>0.9</td><td>18.6</td></tr></table>		GP-GS	PPG	RPG	APG	MPG	Season	36-36	15.1	6.4	1.8	26.6	Career	113-46	9.4	5.1	0.9	18.6	<ul style="list-style-type: none"><li>One of 10 for Katrina McClain Award &amp; All-SEC Second Team</li><li>Logged five points, 10 rebounds, two assists &amp; two steals vs. TTU</li><li>Reached 1,000 points at Georgia and 500 rebounds vs. Ole Miss</li><li>Recorded career-high 37 points vs. Ole Miss, 7th most points scored</li><li>Never had a 20-point game prior to this year and now has nine</li><li>In SEC, third in FG percentage (.563), No. 10 in scoring and 14 in rebounds in the league, and No. 26 nationally in FG percentage</li></ul>
	GP-GS	PPG	RPG	APG	MPG																	
Season	36-36	15.1	6.4	1.8	26.6																	
Career	113-46	9.4	5.1	0.9	18.6																	
11		<div><div>Rylee Langerman</div><div>Jr.   G   2L   5-9 Norman, Okla.   Christian Heritage Major: Biology</div></div>	<table><tr><th></th><th>GP-GS</th><th>PPG</th><th>RPG</th><th>APG</th><th>MPG</th></tr><tr><td>Season</td><td>36-0</td><td>2.4</td><td>3.5</td><td>0.6</td><td>17.5</td></tr><tr><td>Career</td><td>81-7</td><td>2.5</td><td>3.2</td><td>0.7</td><td>16.5</td></tr></table>		GP-GS	PPG	RPG	APG	MPG	Season	36-0	2.4	3.5	0.6	17.5	Career	81-7	2.5	3.2	0.7	16.5	<ul style="list-style-type: none"><li>Two-time SEC Community Service Team recipient &amp; CSC Academic</li><li>Played 10 minutes against Texas Tech in Postseason WNIT Super 16</li><li>Had 10 rebounds, three assists &amp; three steals in 28 minutes vs. SFA</li><li>Splashed in 15 3-pointers this season</li><li>Has been involved in several tie ups that have been big in games</li><li>Appeared in all 32 games last season</li><li>Dominated vs. Mizzou for career-high 17 points (5-for-6 from 3-point)</li><li>Averaged 3.2 points and 3.7 rebounds per game last season</li></ul>
	GP-GS	PPG	RPG	APG	MPG																	
Season	36-0	2.4	3.5	0.6	17.5																	
Career	81-7	2.5	3.2	0.7	16.5																	
13		<div><div>Sasha Goforth</div><div>R-So.   G   1L   6-1 Fayetteville, Ark.   Oregon State Major: Human Development and Family Sciences</div></div>	<table><tr><th></th><th>GP-GS</th><th>PPG</th><th>RPG</th><th>APG</th><th>MPG</th></tr><tr><td>Season</td><td>N/A</td><td>N/A</td><td>N/A</td><td>N/A</td><td>N/A</td></tr><tr><td>Career</td><td>52-52</td><td>11.5</td><td>4.3</td><td>1.5</td><td>29.5</td></tr></table>		GP-GS	PPG	RPG	APG	MPG	Season	N/A	N/A	N/A	N/A	N/A	Career	52-52	11.5	4.3	1.5	29.5	<ul style="list-style-type: none"><li>Won't see the floor this season, as she will be redshirting</li><li>Had a 4.0 with 18 credit hours during the fall semester</li><li>Only Hog to start all 32 games last season</li><li>One of four players who averaged double digits in scoring, logging 11.5 points and 4.8 boards per game last season</li><li>Led the team with 66 blocks, third most in program history</li><li>Highly recruited player out of Fayetteville HS, No. 7 nationally</li></ul>
	GP-GS	PPG	RPG	APG	MPG																	
Season	N/A	N/A	N/A	N/A	N/A																	
Career	52-52	11.5	4.3	1.5	29.5																	
20		<div><div>Karley Johnson</div><div>Fr.   G   FR   5-9 Mustang, Okla.   Mustang Major: Undecided</div></div>	<table><tr><th></th><th>GP-GS</th><th>PPG</th><th>RPG</th><th>APG</th><th>MPG</th></tr><tr><td>Season</td><td>10-0</td><td>0.1</td><td>0.2</td><td>0.1</td><td>2.6</td></tr><tr><td>Career</td><td>10-0</td><td>0.1</td><td>0.2</td><td>0.1</td><td>2.6</td></tr></table>		GP-GS	PPG	RPG	APG	MPG	Season	10-0	0.1	0.2	0.1	2.6	Career	10-0	0.1	0.2	0.1	2.6	<ul style="list-style-type: none"><li>Only signee in fall class</li><li>Scored first collegiate point off FT at Little Rock</li><li>Made collegiate debut vs. UCA and has appeared in 10 games</li><li>Tabbed a 2022 McDonald's All-American nominee</li><li>As a senior at Mustang HS, averaged 12.3 points, 4.3 rebounds and 3.1 assists per game</li></ul>
	GP-GS	PPG	RPG	APG	MPG																	
Season	10-0	0.1	0.2	0.1	2.6																	
Career	10-0	0.1	0.2	0.1	2.6																	
21		<div><div>Loren Lindsey</div><div>Fr.   G   FR   5-11 Fayetteville, Ark.   Fayetteville Major: Finance</div></div>	<table><tr><th></th><th>GP-GS</th><th>PPG</th><th>RPG</th><th>APG</th><th>MPG</th></tr><tr><td>Season</td><td>9-0</td><td>0.0</td><td>0.1</td><td>0.0</td><td>1.9</td></tr><tr><td>Career</td><td>9-0</td><td>0.0</td><td>0.1</td><td>0.0</td><td>1.9</td></tr></table>		GP-GS	PPG	RPG	APG	MPG	Season	9-0	0.0	0.1	0.0	1.9	Career	9-0	0.0	0.1	0.0	1.9	<ul style="list-style-type: none"><li>Local standout player out of Fayetteville HS</li><li>Made collegiate debut versus UCA and has played in nine games</li><li>Tabbed to the All-Conference 6A West All-Defensive Team</li><li>Named Northwest Arkansas Democrat Gazette Player of the Week</li><li>Led team to state semifinals in 2020 with 55-53 win, and the championship game was not played due to Covid-19</li></ul>
	GP-GS	PPG	RPG	APG	MPG																	
Season	9-0	0.0	0.1	0.0	1.9																	
Career	9-0	0.0	0.1	0.0	1.9																	
22		<div><div>Avery Hughes</div><div>Sr.   G   3L   5-7 Bentonville, Ark.   Bentonville Major: Nursing</div></div>	<table><tr><th></th><th>GP-GS</th><th>PPG</th><th>RPG</th><th>APG</th><th>MPG</th></tr><tr><td>Season</td><td>14-0</td><td>0.6</td><td>0.0</td><td>0.1</td><td>2.1</td></tr><tr><td>Career</td><td>49-0</td><td>0.9</td><td>0.1</td><td>0.2</td><td>3.3</td></tr></table>		GP-GS	PPG	RPG	APG	MPG	Season	14-0	0.6	0.0	0.1	2.1	Career	49-0	0.9	0.1	0.2	3.3	<ul style="list-style-type: none"><li>Has seen action in 14 games this year</li><li>Recorded a season-high four points vs. Troy</li><li>Played over two minutes against Missouri</li><li>Logged season-high four points in three minutes against Troy</li><li>Former walk-on, earned a scholarship prior to 2021-22 season</li><li>Bentonville HS's second leading scorer</li></ul>
	GP-GS	PPG	RPG	APG	MPG																	
Season	14-0	0.6	0.0	0.1	2.1																	
Career	49-0	0.9	0.1	0.2	3.3																	
24		<div><div>Jersey Wolfenbarger</div><div>So.   F   1L   6-5 Fort Smith, Ark.   Northside Major: Psychology</div></div>	<table><tr><th></th><th>GP-GS</th><th>PPG</th><th>RPG</th><th>APG</th><th>MPG</th></tr><tr><td>Season</td><td>34-3</td><td>3.9</td><td>3.3</td><td>0.3</td><td>16.0</td></tr><tr><td>Career</td><td>64-26</td><td>5.6</td><td>3.8</td><td>0.6</td><td>18.9</td></tr></table>		GP-GS	PPG	RPG	APG	MPG	Season	34-3	3.9	3.3	0.3	16.0	Career	64-26	5.6	3.8	0.6	18.9	<ul style="list-style-type: none"><li>Coming off eight points off bench vs. Texas Tech in Super 16 WNIT</li><li>Averaging 7.7 points &amp; 2.0 rebounds/gm across 15.7 mpg in WNIT</li><li>Logged season-high 15 points with six rebounds vs. Arkansas State</li><li>Pulled down a career-high 12 boards against Oral Roberts</li><li>Named to SEC All-Freshman Team</li><li>No. 7 overall recruit and No. 1 wing player in the ESPN HoopGurlz 2021 recruiting rankings at the time of her signing</li></ul>
	GP-GS	PPG	RPG	APG	MPG																	
Season	34-3	3.9	3.3	0.3	16.0																	
Career	64-26	5.6	3.8	0.6	18.9																	
30		<div><div>Maryam Dauda</div><div>R-Fr.   F   FR   6-4 Bentonville, Ark.   Bentonville Major: International Business</div></div>	<table><tr><th></th><th>GP-GS</th><th>PPG</th><th>RPG</th><th>APG</th><th>MPG</th></tr><tr><td>Season</td><td>34-0</td><td>3.6</td><td>2.7</td><td>0.6</td><td>11.2</td></tr><tr><td>Career</td><td>34-0</td><td>3.6</td><td>2.7</td><td>0.6</td><td>11.2</td></tr></table>		GP-GS	PPG	RPG	APG	MPG	Season	34-0	3.6	2.7	0.6	11.2	Career	34-0	3.6	2.7	0.6	11.2	<ul style="list-style-type: none"><li>Registered two points &amp; three boards vs. Texas Tech in Super 16 WNIT</li><li>Matched career-high 11 points with four rebounds, two assists and two blocks at No. 3/4 LSU</li><li>Sat out during 2021-22 season recovering from ACL injury</li><li>13th-ranked player and top post player in the ESPN HoopGurlz 2021 recruiting class at her time of signing</li><li>Consensus five-star recruit and McDonald's All-American</li></ul>
	GP-GS	PPG	RPG	APG	MPG																	
Season	34-0	3.6	2.7	0.6	11.2																	
Career	34-0	3.6	2.7	0.6	11.2																	
34		<div><div>Chrissy Carr</div><div>R-Sr.   G   TR   6-1 Eden Prairie, Minn.   Syracuse Major: Operations Management</div></div>	<table><tr><th></th><th>GP-GS</th><th>PPG</th><th>RPG</th><th>APG</th><th>MPG</th></tr><tr><td>Season</td><td>36-36</td><td>11.8</td><td>3.5</td><td>0.6</td><td>28.0</td></tr><tr><td>Career</td><td>151-149</td><td>11.5</td><td>3.6</td><td>1.2</td><td>29.3</td></tr></table>		GP-GS	PPG	RPG	APG	MPG	Season	36-36	11.8	3.5	0.6	28.0	Career	151-149	11.5	3.6	1.2	29.3	<ul style="list-style-type: none"><li>Recorded 17 points, including four 3-pointers vs. Texas Tech</li><li>Had career-high 34 points w/ 6 triples vs. Missouri at SECT</li><li>No. 7 in individual season 3-pointers for the program (85)</li><li>Of active NCAA players, No. 9 in career 3-pointers &amp; 61 in points</li><li>Named to Paradise Jam All-Tournament Team</li><li>First in 3PT att. (351), fourth in 3-PT (2.4) &amp; sixth in 3PT% (.339) in SEC</li><li>Across five seasons, has started in all but two games in her career</li></ul>
	GP-GS	PPG	RPG	APG	MPG																	
Season	36-36	11.8	3.5	0.6	28.0																	
Career	151-149	11.5	3.6	1.2	29.3																	
43		<div><div>Makayla Daniels</div><div>Sr.   G   3L   5-8 Frederick, Md.   Frederick Major: Recreation &amp; Sport Management</div></div>	<table><tr><th></th><th>GP-GS</th><th>PPG</th><th>RPG</th><th>APG</th><th>MPG</th></tr><tr><td>Season</td><td>33-33</td><td>13.0</td><td>4.0</td><td>2.9</td><td>32.3</td></tr><tr><td>Career</td><td>119-119</td><td>11.9</td><td>3.5</td><td>2.6</td><td>28.4</td></tr></table>		GP-GS	PPG	RPG	APG	MPG	Season	33-33	13.0	4.0	2.9	32.3	Career	119-119	11.9	3.5	2.6	28.4	<ul style="list-style-type: none"><li>Huge in win over TTU in WNIT with 21 points &amp; eight rebounds</li><li>Logged season-high 31 points at Vanderbilt for third 30-point game</li><li>Recorded buzzer beater in first game vs. Vanderbilt, tallying 16 points</li><li>No. 8 in FT% (.771) &amp; 3-pointers/gm (2.0) and 19 in scoring in SEC</li><li>No. 11 all-time career scorer at Arkansas (1,442)</li><li>One of 23 nationally to start in every collegiate game (min. 100 games)</li><li>All-SEC Preseason Second Team choice</li><li>Tabbed Paradise Jam Reef Tournament MVP</li></ul>
	GP-GS	PPG	RPG	APG	MPG																	
Season	33-33	13.0	4.0	2.9	32.3																	
Career	119-119	11.9	3.5	2.6	28.4																	
55		<div><div>Emrie Ellis</div><div>So.   F   1L   6-3 Vanoss, Okla.   Vanoss Major: Exercise Science</div></div>	<table><tr><th></th><th>GP-GS</th><th>PPG</th><th>RPG</th><th>APG</th><th>MPG</th></tr><tr><td>Season</td><td>27-0</td><td>1.1</td><td>1.2</td><td>0.1</td><td>7.7</td></tr><tr><td>Career</td><td>54-0</td><td>2.0</td><td>1.6</td><td>0.3</td><td>9.3</td></tr></table>		GP-GS	PPG	RPG	APG	MPG	Season	27-0	1.1	1.2	0.1	7.7	Career	54-0	2.0	1.6	0.3	9.3	<ul style="list-style-type: none"><li>Played four minutes against Texas Tech in WNIT Super 16</li><li>Logged season-high seven points w/ two blocks vs. Texas A&amp;M</li><li>Has averaged 6.9 minutes per game in last seven games</li><li>Her five blocks vs. UABP in 2021 was most by a freshman Hog since 2014</li><li>Had 11 points and five boards in 27 minutes vs. Auburn last year</li><li>No. 48 overall recruit in ASGR's 2021 recruiting rankings</li></ul>
	GP-GS	PPG	RPG	APG	MPG																	
Season	27-0	1.1	1.2	0.1	7.7																	
Career	54-0	2.0	1.6	0.3	9.3																	
HC		<div><div>Mike Neighbors</div><div>Sixth season, 10th overall Alma Mater: Arkansas '93</div></div>	<div>Career: 218-117 (10th) AR: 120-76 (6) Started season 13-0 Passed 100 wins at Arkansas and 200 in his career Proud Arkansas native</div>	<div>AHC</div> <div> Todd Schaefer Sixth Season</div> <div> Pauline Love Sixth Season</div> <div> Lacey Goldwire Fourth Season</div>																		



**Saylor Poffenbarger**R-Fr. | 6-2 | G  
Middletown, Md.**Samara Spencer**So. | 5-7 | G  
Fort Lauderdale, Fla.**Erynn Barnum**R-Sr. | 6-2 | F  
Little Rock, Ark.**Rylee Langerman**Jr. | 5-9 | G  
Norman, Okla.**Sasha Goforth**Jr. | 6-1 | G  
Fayetteville, Ark.**Karley Johnson**Fr. | 5-9 | G  
Mustang, Okla.**Loren Lindsey**Fr. | 5-11 | G  
Fayetteville, Ark.**Avery Hughes**Sr. | 5-7 | G  
Bentonville, Ark.**Jersey Wolfenbarger**So. | 6-5 | G/F  
Fort Smith, Ark.**Maryam Dauda**R-Fr. | 6-4 | F  
Bentonville, Ark.**Chrissy Carr**R-Sr. | 6-1 | G  
Eden Prairie, Minn.**Makayla Daniels**Sr. | 5-9 | G  
Frederick, Md.**Emrie Ellis**So. | 6-3 | F  
Vanoss, Okla.**Mike Neighbors**Head Coach  
Sixth Season**Todd Schaefer**Associate Head Coach  
Sixth Season**Pauline Love**Assistant Coach  
Sixth Season**Lacey Goldwire**Assistant Coach  
Fourth Season**Amber Shirey**

Director of Operations

**Jayci Stone**

Director of SA Development

**Jeff Brazil**

Special Assistant to the HC

**Simone Rush**

Head Athletic Trainer