

2022-23 SCHEDULE / RESULTS

ARK BARK APPROACH	DATE	DAY	OPPONENT	TV	TIME (CT) / RESULT
	10/10	11/07 Mon	NORTH DAKOTA STATE	SEC+	W 76 58
			Fayetteville, Ark. // Bud Walton Arena - Nolan Richardson Court		
	10/10	11/11 Fri	FORDHAM	SEC+	W 74 48
			Fayetteville, Ark. // Bud Walton Arena - Nolan Richardson Court		
	9/10	11/16 Wed	SOUTH DAKOTA STATE	SEC+	W 71 56
			Fayetteville, Ark. // Bud Walton Arena - Nolan Richardson Court		

MAUI JIM MAUI INVITATIONAL

9/9	11/21	Mon	vs Louisville	ESPN2	W 80 54
9/9	11/22	Tues	10/8 vs Creighton	ESPN	L 87 90
9/9	11/23	Wed	17/19 vs San Diego State	ESPN2 (OT)	W 78 74

11/11	11/28	Mon	TROY	SEC	W 74 61
11/11	12/03	Sat	SAN JOSE STATE	SEC	W 99 58
9/8	12/06	Tues	UNC GREENSBORO	SEC	W 65 58

CRIMSON & CARDINAL CLASSIC

9/8	12/10	Sat	-/RV vs Oklahoma	ESPN2	W 88 78
10/10	12/17	Sat	vs Bradley	--	W 76 57
10/8	12/21	Wed	UNC ASHEVILLE	SEC	W 85 51

9/7	12/28	Wed	at LSU *	ESPN2	L 57 60
13/13	01/04	Wed	20/21 MISSOURI *	SEC	W 74 68
13/13	01/07	Sat	22/20 at Auburn *	SEC	L 59 72

15/16	01/11	Wed	4/4 ALABAMA *	ESPN2	L 69 84
15/16	01/14	Sat	at Vanderbilt *	ESPN2	L 84 97
25/25	01/18	Wed	RV/RV at Missouri *	SEC	L 76 79

25/25	01/21	Sat	OLE MISS *	ESPN2	W 67 57
RV/--	01/24	Tues	LSU *	ESPN2	W 60 40

SEC BIG 12 CHALLENGE

RV/--	01/28	Sat	17/17 at Baylor	ESPN	L 64 67
RV/--	01/31	Tues	RV/RV TEXAS A&M *	ESPN2	W 81 70
RV/--	02/04	Sat	at South Carolina *	SEC	W 65 63

RV/--	02/07	Tues	RV/RV at Kentucky *	ESPN	W 88 73
RV/--	02/11	Sat	MISSISSIPPI STATE *	ESPN2	L 64 70
RV/--	02/15	Wed	RV/25 at Texas A&M *	ESPN2	L 56 62

RV/--	02/18	Sat	FLORIDA *	ESPN2	W 84 65
RV/--	02/21	Tues	GEORGIA *	SEC	W 97 65
RV/--	02/25	Sat	2/2 at Alabama *	ESPN2	L 83 86

RV/--	02/28	Tues	12/14 at Tennessee *	ESPN2	L 57 75
RV/--	03/04	Sat	23/RV KENTUCKY *	CBS	L 79 88

SEC TOURNAMENT

RV/--	03/09	Tues	vs #17 Auburn	SEC	W 76 73
RV/--	03/10	Tues	18/18 vs #2 Texas A&M	SEC	6:00 pm

03/16-19	TBD	TBD
March 16 & 18 at:	Birmingham • Des Moines • Orlando • Sacramento	
March 17 & 19 at:	Albany • Columbus • Denver • Greensboro	

03/23-26	TBD	TBD
March 23 & 25 at:	WEST: Las Vegas • EAST: New York City	
March 24 & 26 at:	MIDWEST: Kansas City • SOUTH: Louisville	

NCAA FINAL FOUR

04/01-03	TBD	TBD
	Houston, Texas // NRG Stadium	



ARKANSAS RAZORBACKS

GAME 33: ARKANSAS VS TEXAS A&M

MAR. 10, 2023 • FRIDAY • 6 PM (CT) • NASHVILLE, TENN. • BRIDGESTONE ARENA (18,500)

TWITTER: @RazorbackMBB
INSTAGRAM: @RazorbackMBB
FACEBOOK: @RazorbackMBB
@EricPMuselman @ericpmuselman /RazorbackMBB

www.ArkansasRazorbacks.com



RV/-- ARKANSAS RAZORBACKS

OVERALL 20-12
SEC 8-10

Eric Musselman (San Diego '87)
at UA: 93-40 (4th yr)

Collegiate: 203-74 (8th yr)



#18/18 TEXAS A&M AGGIES

OVERALL 23-8
SEC 15-3

Buzz Williams (Oklahoma City '94)
at A&M: 72-45 (4th yr)

Career: 325-200 (16th yr)

- GAME COVERAGE -

TV: SEC NETWORK

Tom Hart (PXP) // Dane Bradshaw (Analyst) // Alyssa Lang (Reporter)

RADIO: LEARFIELD RAZORBACK SPORTS NETWORK

Chuck Barrett (PXP) // Matt Zimmerman (Analyst) Arkansas Gameday App

SATELLITE RADIO: NATIONAL BROADCAST

Sirius: 138 // XM: 190 // SXM App: App/Online Channel 961

ONLINE:

LIVE STATS: SEC Statbroadcast

STREAMING VIDEO: Watch ESPN



Versus Texas A&M

• Texas A&M is Arkansas' most common opponent. In this the 100th year of Razorback basketball, Texas A&M joins Baylor as the only team on this year's Razorback schedule that also appeared on Arkansas' first season of basketball (1924-24) when the three schools were members of the Southwest Conference.

• In Arkansas' inaugural season of basketball, Arkansas lost on back-to-back days at Texas A&M, falling 35-37 on Feb. 20 and 32-17 on Feb. 21 to the Aggies.

• Arkansas and Texas A&M have met on 166 previous occasions and are meeting for the third time this year. The next closest, most common Razorback opponents are Texas and SMU, each at 155 games.

• The Razorbacks own a 106-60 advantage in the series. The 106 wins are the most wins for Arkansas versus an opponent.

• This is just the second time the teams have met in the SEC Tournament. The Aggies defeated the Razorbacks, 82-64, in last year's tourney.

1st MEETING 2023: Arkansas 81 - A&M 70 (1/31/23 @ Fayetteville):

• Makhel Mitchell had a career-high 13 rebounds with seven blocked shots and nine points while Ricky Council IV and Davonte Davis each scored 19 points to lead Arkansas to an 81-70 victory over Texas A&M.

• Together, the Mitchell twins (Makhel and Makhii) combined for 15 points, 18 rebounds and 10 blocked shots on what was their 23rd birthday. Makhi had six points, five rebounds and three blocked shots.

• The Hogs shot 50% from the field (28-of-56) while holding the Aggies to 34.2%. However, the biggest difference in the game was the bench scoring. Arkansas only played two players off the bench - Jordan Walsh and Jalen Graham - and they combined for 17 points compared to zero bench points by the Aggies.

2nd MEETING 2023: #25 Texas A&M 62 - Arkansas 56 (2/15/23 @ A&M):

• Arkansas led for over 31 minutes, compared to Texas A&M leading for five minutes, but the Razorback offense went cold down the stretch and the #25 Aggies claimed a 62-56 victory at Reed Arena.

• Texas A&M outscored the Razorbacks 38-23 in the second half, making 4-of-5 from 3-point range. Arkansas was just 1-of-10 from deep in the second half.

• Arkansas led by 12 in the final seconds of the first half before A&M hit a 3-pointer at the buzzer to go into the locker room down nine, 33-24. The Aggies, which were just 1-of-6 from 3-point range in the first half, made its next five 3-pointers it took, including the one at the end of the first half.

• Texas A&M used a 17-4 run from the end of the first half to early in the second half to lead 38-37. Davonte Davis ended the run with a 3-pointer to put the Hogs back in front. Arkansas kept control from that point even though A&M tied the game at 42 and 44. Arkansas pushed the lead to five (49-44) with 9:27 left and led 53-51 with five minutes to play. Henry Coleman III made two free throws with 4:29 left to tie the game at 53. Arkansas' defense stayed strong, but its offense only scored three points in the final 5:54.

• Wade Taylor IV led A&M with 18 points. He scored 16 in the second half, including 11 of the Aggies first 14 points. Dexter Dennis had a double-double with 14 points and 11 rebounds. Davonte Davis paced Arkansas with 14 points. Makhi Mitchell added 11 points and nine rebounds. Anthony Black scored nine points and had a career-high tying eight assists.

SERIES INFO:	ALL	SEC
OVERALL (ARK-OPP)	106-60	11-9
Home:	61-15	9-1
Away:	38-40	2-7
Neutral:	7-5	0-1

MOST RECENT MEETINGS:

01/17/17	W	62-60	A
02/22/17	W	86-77	H
01/30/18	L	80-66	A
02/17/18	-/21	W 94-75	H
01/05/19	W	73-71	A
02/23/19	L	87-80	H
01/04/20	W	69-59	H
03/07/20	L	77-69	A
03/06/21	12/-	W 87-80	A
01/08/22	L	86-81	A
01/22/22	W	76-73	(OT) H
03/12/22	15/-	L 82-64	N (Tampa)
01/31/23	W	81-70	H
02/15/23	-/25	L 62-56	A

NCAA STAT COMPARISON (BOLD = Leads Conf)

74.8	105th	Scoring Off.	73.3	133rd
67.4	101st	Scoring Def.	65.6	55th
+7.4	64th	Scoring Margin	+7.7	53rd
.477	29th	FG%	.436	236th
.420	70th	FG% Def.	.400	18th
.320	292nd	3PT%	.325	271st
5.1	340th	3PT Made/Gm	6.2	297th
.309	40th	3PT% Def.	.322	84th
22.2	24th	FTA/Gm	25.4	1st
15.3	38th	FT Made/Gm	19.4	1st
.691	270th	FT%	.762	33rd
35.5	136th	Reb./Gm	36.8	72nd
+3.0	91st	Reb. Margin	+4.8	34th
1.04	178th	A/TO Ratio	1.04	182nd
13.5	148th	Assists/Gm	12.8	201st
+1.4	93rd	TO Margin	+2.0	58th
14.3	68th	TO Forced	14.2	70th
12.9	230th	TO/Gm	12.3	170th
19.1	322nd	Fouls/Gm	18.4	287th
5.1	12th	Blocks/Gm	2.4	292nd
8.4	33rd	Steals/Gm	6.9	124th



THE RAZORBACKS

No.	Name	Pos.	Yr.	Ht.	Wt.	Hometown	High School / Previous School	Wing Span	Standing Reach	MAX Vertical
0	Anthony Black	G	Fr. (4)	6-7	198	Duncanville, Texas	Duncanville HS	6' 8"	8' 6"	42.5"
1	Ricky Council IV	G	Jr. (3)	6-6	205	Durham, N.C.	Southern Durham HS / Wichita State	6' 9"	8' 6"	46"
2	Trevon Brazile	<i>Trev-In "Brazil"</i> F	So. (3)	6-10	212	Springfield, Mo.	Kickapoo HS / Missouri	7' 2.5"	9' 0"	42.5"
3	Nick Smith Jr.	G	Fr. (4)	6-5	185	Jacksonville, Ark.	North Little Rock HS	6' 9"	8' 3"	40.5"
4	Davonte "Devo" Davis	G	Jr. (3)	6-4	185	Jacksonville, Ark.	Jacksonville HS	6' 7"	8' 2"	36"
5	Joseph Pinion	F	Fr. (4)	6-5	190	Morrilton, Ark.	Morrilton HS	6' 6.5"	8' 2.5"	40.5"
11	Jalen Graham	F	Sr. (2)	6-9	225	Phoenix, Ariz.	Mountain Pointe HS / Arizona State	7' 2.5"	8' 11"	36"
12	Barry Dunning Jr.	G	Fr. (4)	6-6	195	Mobile, Ala.	McGill-Toolen Catholic HS	7' 0"	8' 4.5"	47"
13	Jordan Walsh	G/F	Fr. (4)	6-7	205	Desoto, Texas	Link (Mo.) Academy	7' 2"	8' 7.5"	46"
15	Makhi Mitchell	<i>Ma-ki</i> F/C	Sr. (2)	6-9	230	Washington, D.C.	Woodrow Wilson HS / Rhode Island	7' 4"	9' 0"	38.5"
20	Kamani Johnson	F	Sr. (1)	6-7	230	Brooklyn, N.Y.	Holy Spirit (Ga.) Prep School / Little Rock	6' 9.5"	8' 10"	35"
21	Cade Arbogast	G	Jr. (3)	6-3	180	Concord, Calif.	De La Salle HS / Lane (Ore.) CC	6' 2.5"	7' 11"	31"
22	Makhel Mitchell	<i>Ma-kelle</i> F/C	Sr. (2)	6-10	240	Washington, D.C.	Woodrow Wilson HS / Rhode Island	7' 4.5"	9' 1"	34"
23	Derrian Ford	G	Fr. (4)	6-3	205	Magnolia, Ark.	Magnolia HS	6' 3.5"	8' 1.5"	40.5"
45	Lawson Blake	F	So. (3)	6-10	235	Fayetteville, Ark.	Fayetteville HS / Link Year (Mo.) Prep	6' 6.5"	8' 7"	32"

() - Number in parenthesis indicates total years of eligibility remaining including this season

Head Coach: Eric Musselman (San Diego, 1987)

Assistant Coach: Anthony Ruta (Arizona State, 2012) • *pronounced ROO-tah*

Assistant Coach: Gus Argenal (UC Davis, 2004) • *pronounced Are-GIN-nal*

Assistant Coach: Keith Smart (Indiana, 1995)

Director of Operations: Michael Musselman (San Diego, 2018)

Director of Internal Operations: Riley Hall (Arkansas, 2016)

Head Athletic Trainer: Matt Townsend (Idaho, 2017)

GAs: Jake Alburtus • Markus Black • Ty McHone • Dominic Samangy • Trey Smith • Camden Taylor • Reuben Williams

Dir. of Scouting/Assistant to Head Coach: Todd Lee (South Dakota, 1986)

Special Assistant to the Head Coach: Matt Lopez (Grand Canyon, 2018)

Recruiting Coordinator: Ronnie Brewer Jr. (Arkansas, 2015)

Asst. Dir. of Recruiting & Scouting: Blake Wetherington (Murray State, 2017)

Asst. Director for Basketball Operations: Caleb Cline (South Dakota, 2020)

Head Strength Coach: Dave Richardson (Louisiana-Monroe, 1989)



0 • Anthony BLACK
TBA (Arts & Sciences)



1 • Ricky COUNCIL IV
Recreation & Sport Mgmt



2 • Trevon BRAZILE
Communications



3 • Nick SMITH Jr.
Recreation & Sport Mgmt



4 • Davonte "Devo" DAVIS
Recreation & Sport Mgmt



5 • Joseph PINION
TBA (Arts & Sciences)



11 • Jalen GRAHAM
Sociology



12 • Barry DUNNING Jr.
TBA (Education)



13 • Jordan WALSH
TBA (Arts & Sciences)



15 • Makhi MITCHELL
Food, Nutrition & Health



20 • Kamani JOHNSON
Communications



21 • Cade ARBOGAST
Communications



22 • Makhel MITCHELL
Food, Nutrition & Health



23 • Derrian FORD
TBA (Education)



45 • Lawson BLAKE
Exercise Science



Eric MUSSELMAN
Head Coach



Gus ARGENAL
Assistant Coach



Keith SMART
Assistant Coach



Anthony RUTA
Assistant Coach



Michael MUSSELMAN
Dir. of Operations



Riley HALL
Dir. of Internal Ops



Todd LEE
Dir. of Scouting/Asst to HC



Ronnie BREWER Jr.
Recruiting Coord.



Matt LOPEZ
Special Asst to HC



Blake WETHERINGTON
Asst Dir. Scouting/Recruiting



Caleb CLINE
Asst Dir. of Ops

ABOUT ARKANSAS

Location.....Fayetteville, Ark.
Enrollment.....30,936
Founded.....1871
Colors.....Cardinal (PMS 201) and White
Nickname.....Razorbacks
Conference.....Southeastern (SEC)
UA Chancellor.....Dr. Charles F. Robinson (Houston, 1987)
System President.....Dr. Donald R. Bobbitt (Arkansas, 1980)
Vice Chancellor / AD.....Hunter Yurachek (Guilford, 1990)
Faculty Representative.....Paul Adams (LSU, 1992)
Deputy AD/MBB Admin.....Clayton Hamilton (Arkansas, 1994)
Arena (Capacity).....Bud Walton Arena (19,200)

HISTORY

First Year of Basketball.....1923-24
Seasons.....100th
Head Coaches.....13
30-Win / 20-Win Seasons.....5 / 35
13-plus Conference-Win Seasons.....16
Overall Conference Championships.....24 (2 SEC, 22 SWC)
NCAA Tournament Record / App.....48-34 (.585) / 35
NIT Record / App.....6-5 / 4
SEC Tournament Record.....29-29

Hogs at the SEC Tournament, In the Quarters and at Bridgestone

- With its win over Auburn in the second rounds, Arkansas is 30-29 all-time in the SEC Tournament.
- Arkansas has won its SEC opener in four straight years – its best streak since 2001.
- Arkansas improved to 2-2 in second round games with the win over Auburn.
- **Arkansas is 16-2 all-time in SEC Quarterfinal match-ups, including wins in each of the last two years.**
- This will be just the second time Arkansas has faced Texas A&M in the SEC Tournament. The Aggies defeated Arkansas, 82-64 in the semifinals last season at Tampa.
- This is the 11th year the SEC Tournament has been held in Nashville's Bridgestone Arena. Arkansas is 9-9 all-time in Bridgestone Arena, reaching the finals twice (2015 and 2017) and the semifinals twice (2001 and 2021).

Black, Council, Davis Earn SEC Honors

- Three Razorbacks were honored by the conference coaches as Anthony Black was voted second team All-SEC and to the SEC All-Freshman team; Ricky Council IV was tabbed second team All-SEC; and Davonte Davis was named to the SEC All-Defensive team.
- Council was also named second team All-SEC by the Associated Press.
- This is the second straight year two Razorbacks were named to the coaches all-conference team and the 12th time multiple Razorbacks were honored in the same season. Davis gives Arkansas a member of the SEC All-Defensive team for the second straight year and the seventh time since 2008.

Black Named a Kyle Macy National Freshman of the Year Finalist

- Anthony Black was named 1 of 25 finalists for the 2023 Kyle Macy National Freshman of the Year, presented by CollegeInsider.com. The recipient of the 2023 award will be announced in March, in Houston at the men's NCAA Basketball Championship..

NET Gains ... 28 to 14 ... Now 20??

- Over the last eight games of the regular season, Arkansas went 3-5 but stayed inside the NCAA NET top 20.
- After the Kentucky win, Arkansas went from 28 to 23 in the NCAA NET.
- After the loss to Mississippi State, Arkansas stayed at 23 and improved to 20 (Feb. 14) without even playing a game.
- After the loss at #25 Texas A&M (Feb. 15), Arkansas only dropped one to 21.
- After the Florida win, Arkansas jumped two spots to 19.
- After the Georgia win, Arkansas climbed three shots to 16 and improved an additional spot to 15 after Wednesday's games.
- After the loss at #2 Alabama, Arkansas improved one spot to 14.
- After the loss at #12 Tennessee, Arkansas dropped one spot to 15.
- After the season-ending loss to #23 Kentucky, Arkansas moved to 18.
- **However, after a neutral-court win over QUAD1 Auburn (#32 NET), Arkansas dropped two spots to 20th.**

WHY IS ARKANSAS' NCAA NET SO GOOD?

- Arkansas has faced eight teams that are currently ranked in most recent AP poll (Mar. 6).
- Arkansas has wins over four of the eight (Texas A&M, Missouri, vs San Diego State and at Kentucky).
- Arkansas has the **#3 STRENGTH OF SCHEDULE** in the nation (WarrenNolan.com) behind Baylor and Alabama.
- Arkansas was 11-2 in the non-conference and those 13 teams Arkansas faced are having good seasons. In fact:
 - Arkansas' **NON-CONFERENCE RPI IS #4 NATIONALLY** and its **NON-CONFERENCE SCHEDULE IS #6** (WarrenNolan.com)
 - 11 of the 13 non-conference teams are inside the NCAA NET 150
 - 11 of the 13 are among their league's top 5 including
 - 3 regular-season champions (UNC Asheville, Bradley and San Diego State)
 - 2 that were runners-up (Fordham and South Dakota State)
 - 4 that finished 3rd (North Dakota State, Creighton, Baylor and UNCG ... who was just 1 game out of 1st)
 - 10 of the 13 with at least 18 wins ... including 7 20-game winners and 2 19-game winners
- Arkansas has played perhaps the toughest SEC schedule as well
 - Of the five teams it played twice, 4 are the top 4 seeds at the SEC Tourney (#1 Bama, #2 TX A&M, #3 UK and #4 Mizzou)
 - Arkansas' last three road games were at #2 Texas A&M, at #1 Alabama and at #4 Tennessee.
 - Four of Arkansas' last six were versus teams in the SEC top four (at #2 A&M, at #1 Bama, at #4 UT and vs #3 UK).

Most Wins Among SEC/NCAA Since Muss Arrival

- Since Eric Musselman's arrival, Arkansas leads the SEC in overall wins (92), overall home wins (60) and second SEC home wins (27) while ranking 11th in the NCAA in overall wins (92). **Totals are thru Mar. 5, 2023.**

OVERALL WINS	SEC ONLY WINS	OVERALL HOME WINS	SEC HOME WINS	MOST WINS NCAA SINCE MUSS @ ARK
ARK 93	BAMA 49	ARK 60	BAMA 29	Gonzaga 118
BAMA 87	UK 49	TENN 54	AUB 28	Houston 111
AUB 86	AUB 44	AUB 54	ARK 27	Kansas 109
TENN 85	TENN 44	UK 53	UK 27	Baylor 103
UK 81	ARK 41	LSU 51	TENN 27	Liberty 101
MS ST 77	FLA 38	BAMA 50	LSU 24	San Diego State 101
LSU 76	A&M 36	MS ST 49	MS ST 23	Belmont 98
A&M 74	MS ST 35	A&M 48	FLA 23	Southern Cal 97
FLA 70	LSU 34	MIZ 44	A&M 20	Arizona 97
				UCLA 96
				Duke 94
				ARKANSAS 93

Arkansas and Houston are the only two teams to reach the NCAA Elite 8 in each of the last two seasons

Musselman Gets Win #20; Muss in the SEC Tourney/Postseason

- With the win over Auburn to open the SEC Tournament, Eric Musselman and the Razorbacks picked up win #20 this season.
- Musselman has won at least 20 games in each of his eight seasons as a collegiate head coach
- Musselman at the Razorbacks have won their SEC opener in four straight years, the best streak since 2001.
- Musselman is 4-2 in the SEC Tournament and improves to 23-11 (.676) in all postseason games.

Council Cracks 1,000 for Career

- Ricky Council IV scored his the 1,000th point for his career in the win over Auburn. It was his first points of the game and, appropriately, was a dunk at the 12:43 mark. He finished with seven points, just the fourth time this season he did not reach double-digits in scoring.

2023 NBA MOCK DRAFT BOARDS as of Mar. 1, 2023

Nick Smith Jr.

#5 overall • #2 college player	NBADraftRoom.com
#6 overall • #2 college player	ESPN.com
#6 overall • #2 college player	TankAthon.com
#6 overall • #3 college player	BleacherReport.com
#7 overall • #3 college player	NBCsports.com
#7 overall • #3 college player	SBNation.com
#7 overall • #3 college player	Yahoo.com
#7 overall • #5 college player	CBS.com
#8 overall • #4 college player	SportingNews.com
#8 overall • #5 college player	NBADraft.net
#12 overall • #8 college player	TheAthletic.com

Anthony Black

#4 overall • #2 college player	NBADraft.net
#7 overall • #4 college player	TheAthletic.com
#8 overall • #4 college player	NBCsports.com
#8 overall • #4 college player	Yahoo.com
#8 overall • #5 college player	NBADraftRoom.com
#10 overall • #6 college player	BleacherReport.com
#10 overall • #6 college player	SportingNews.com
#10 overall • #6 college player	ESPN.com
#11 overall • #7 college player	TankAthon.com
#15 overall • #11 college player	CBS.com
#15 overall • #11 college player	SBNation.com

Ricky Council IV

#27 overall • #20 college player	NBADraft.net
#27 overall • #21 college player	BleacherReport.com
#28 overall • #22 college player	SBNation.com
#30 overall • #24 college player	NBCsports.com
#37 overall • #29 college player	TheAthletic.com
#37 overall • #29 college player	Yahoo.com
#47 overall • #36 college player	ESPN.com
#52 overall • #41 college player	NBADraftRoom.com
#50 overall • #40 college player	TankAthon.com

Jordan Walsh

#27 overall • #21 college player	SBNation.com
#43 overall • #34 college player	NBADraftRoom.com
#44 overall • #34 college player	ESPN.com
#44 overall • #35 college player	TankAthon.com
#46 overall • #36 college player	BleacherReport.com
#49 overall • #39 college player	Yahoo.com

Trevon Brazile (PROTO INJURY)

#24 overall • #18 college player	NBADraft.net
#28 overall • #21 college player	NBCsports.com
#31 overall • #26 college player	BleacherReport.com
#50 overall • #40 college player	ESPN.com



IN-SEASON HONORS

ANTHONY BLACK

- CBS Sports/USBWA National Freshman of the Week (11/22)
- SEC co-Freshman of the Week (11/28)

RICKY COUNCIL IV

- SEC Player of the Week (12/5)

DERRIAN FORD

- SEC Community Service Team

NICK SMITH JR.

- CBS Sports/USBWA National Freshman of the Week (12/13)
- Dick Vitale Star of the Week - Diaper Dandy (12/12)
- SEC co-Freshman of the Week (12/12)
- SEC Freshman of the Week (2/27)

2022-23 MISCELLANEOUS STATS

DOUBLE-FIGURE SCORING GAMES

Player	18-19	19-20	20-21	21-22	22-23	Career
Black				21	21	21
Brazile				4	6	10
Council IV			5	17	28	50
Davis			14	14	18	45
Dunning Jr.					0	0
Graham		1	9	15	5	30
Johnson	5	15	RS	1	0	21
Khel Mitchell		0	13	18	2	23
Khi Mitchell		1	1	19	9	31
Pinion					3	3
Smith Jr.					9	9
Walsh				10	10	10

20+ POINT SCORING GAMES

Player	18-19	19-20	20-21	21-22	22-23	Career
Black				4	4	4
Brazile				0	3	3
Council IV			1	3	10	14
Davis				1	2	3
Graham		0	0	0	1	1
Johnson	0	3	RS	0	0	3
Khel Mitchell		0	1	2	0	3
Khi Mitchell		0	0	0	0	0
Smith Jr.					5	5
Walsh					0	0

30+/40+ POINT SCORING GAMES

Player	18-19	19-20	20-21	21-22	22-23	Career
Council IV			0/0	1/0	-	1 / 0
Johnson	0/0	2/0	RS	0/0	-	2 / 0

3+ THREE-POINTERS IN A GAME

Player	18-19	19-20	20-21	21-22	22-23	Career
Black				2	2	2
Brazile				0	3	3
Council IV			0	3	3	6
Davis			0	1	6	7
Pinion					2	2
Smith Jr.					3	3

DOUBLE FIGURE REBOUNDING GAMES

Player	18-19	19-20	20-21	21-22	22-23	Career
Black				1	2	3
Brazile				0	2	2
Council IV			0	2	0	2
Davis			0	0	3	3
Graham		0	3	1	0	4
Johnson	1	6	RS	0	0	7
Khel Mitchell		0	3	1	1	5
Khi Mitchell		0	1	10	3	14
Walsh					1	1

DOUBLE FIGURE ASSISTS GAMES

Player	18-19	19-20	20-21	21-22	22-23	Career
Black				0	0	0
Davis		0	0	0	0	0

DOUBLE-DOUBLES

Player	18-19	19-20	20-21	21-22	22-23	Career
Black				0	0	0
Brazile				2	2	2
Council IV			0	2	0	2
Davis			0	0	2	2
Graham		0	3	1	0	4
Johnson	0	4	RS	0	0	4
Kkel Mitchell		0	2	1	0	3
Khi Mitchell		0	1	7	2	10

TRIPLE-DOUBLES

Player	18-19	19-20	20-21	21-22	22-23	Career
Black						0

5+ ASSIST GAMES

Player	18-19	19-20	20-21	21-22	22-23	Career
Black				13	13	13
Council IV			0	1	3	4
Davis			2	6	3	11
Graham		0	0	2	0	2
Johnson	0	3	RS	0	0	3
Kkel Mitchell		0	0	1	0	2
Khi Mitchell		0	0	2	0	2
Smith Jr.					2	2
Walsh					0	0

3+ STEALS IN A GAME

Player	18-19	19-20	20-21	21-22	22-23	Career
Black				9	9	9
Council IV			0	5	3	8
Davis			2	3	4	9
Graham		1	0	2	0	3
Johnson	1	0	RS	0	1	2
Khel Mitchell		0	0	1	0	1
Khi Mitchell		0	0	2	3	5
Smith Jr.					-	-
Walsh					3	3

3+ BLOCKS IN A GAME

Player	18-19	19-20	20-21	21-22	22-23	Career
Black				0	0	0
Brazile				5	1	6
Graham		2	4	2	1	9
Johnson	0	0	RS	1	0	1
Khel Mitchell		1	6	11	6	24
Khi Mitchell		0	0	6	5	11

Razorbacks Regain SEC FG% Lead

• For the sixth time in the last 12 games, Arkansas shot at least 50% from the field. In the Auburn win, Arkansas shot 56% (28-of-50) from the field.

• **With that, Arkansas regained its SEC lead in field goal percentage at .477.**

Razorbacks Rebound

• Arkansas dominated the boards in the win over Auburn, out-rebounding the Tigers, 37-19.

• **In the first half**, Arkansas out-rebounded the Tigers 19-7 and **Auburn had ZERO offensive rebounds.**

• Arkansas out-scored Auburn 18-6 on second chance points.

• The 19 rebounds by Auburn tie for the second-fewest total by an Arkansas opponent in the shot clock era.

• The fewest was 18 by West Virginia (11/26/2006). Later that season, Missouri-Kansas City (12/2/2006) only had 19.

Razorbacks Rebound Part II

• Arkansas limped into the SEC Tournament riding a three-game losing streak ... considering all three opponents are nationally ranked and two were on the road.

• Twice, Arkansas lost multiple games heading into the SEC Tournament then won its first game in the SEC Tournament.

1. In 1998, Arkansas lost its last two regular-season games then beat Tennessee in Atlanta.

2. This year, Arkansas lost its last three before beating Auburn Thursday night.

For Starters ... Take 10

• For the first time this year, Arkansas started Anthony Black, Nick Smith Jr., Davonte Davis, Ricky Council IV and Kamani Johnson in the win over Auburn.

- It was the 10th different starting lineup Arkansas has used this year.

- It was Johnson's fourth start and Arkansas is 3-1 in such games.

- Arkansas is 7-3 in the games Nick Smith Jr., has started,

- It was just the second game Makhi Mitchell did not start and it was the first time he was the first substitute.

Smith Sinks Game Winner

• Nick Smith Jr., scored 14 points in the win over Auburn.

- 12 came in the second half on 5-of-9 shooting (2-of-3 from 3-point).

- With 16 seconds left, he sank a jumper in the right short corner to give Arkansas a 74-73 lead.

Smith As a Starter ... As a Reserve

• Nick Smith Jr., missed the first six games of the year for right knee management. He played in five games before missing the next 13 games once again for right knee management.

AS A STARTER (10 gms)	Dbl-Digit Pts: 9x	20+ pts: 5x	29.7 min/gm	17.1 ppg	41.2% FG	35.7% 3PT	79.8% FT
AS A RESERVE (3 gms)	Dbl-Digit Pts: 0	20+ pts: 0	9.0 min/gm	1.7 ppg	20.0% FG	20.0% 3PT	0% FT (0-1)

Smith and Council Score 20-plus Part III ... Davis Joins the Party

• For the second straight game and third time this year, Nick Smith Jr., and Ricky Council IV each scored 20 points in the same game.

vs Oklahoma, W 88-78: SMITH: 21 pts (8-16 FG / 1-5 3 PT) COUNCIL: 26 pts (10-15 FG / 1-2 3PT)

vs Georgia, W 97-65: SMITH: 26 pts (9-14 FG / 5-8 3PT) COUNCIL: 22 pts (9-16 FG / 3-6 3PT)

at Alabama, L, 83-86: SMITH: 24 pts (9-23 FG / 2-3 3PT) COUNCIL: 20 pts (5-9 FG / 10-14 FT) DAVIS 21 pts (8-15 FG / 3-4 3PT)

Black Moves to 2nd in SEC for Assists

• With six assists (and 19 points), Anthony Black moved to second in the SEC in assists (4.22).

- Black has at least five assists in 14 games this season and at least six in six of the last 15 games.

Black's Continues to Impress

• During Arkansas' three-game losing streak to end the regular season, Anthony Black saw his share of struggles.

• **At Alabama:** only played 16:17 in the loss at Alabama (4:26 in the first half) due to foul trouble and fouling out with 4:34 to play ... Despite his limited minutes, **he still tied for the team lead in both steals (3) and assists (2).**

• **At Tennessee:** Had six turnovers but **tied for the team lead with 13 points** (6-of-9 FG) with 5 rebounds and two steals.

• **Vs Kentucky:** Scored 10 points but was just 3-10 FG and 7-12 FT ... However, he did **tie his career high with 8 rebounds.**

• **Despite those three losses, over the last 16 games, Black is averaging 13.9 pts • 5.2 rebs • 4.8 assists • 2.3 steals**

• **Scored double-digits 13x • Had 5+ rebounds 11x • Had 5+ assists 8x • Had 2+ steals 12x**

• Other highlights over the 16-games include:

- At Vandy (loss): **18 pts • 6 rebs**

- At Mizzou (loss): **15 pts • 8 REBS • 7 ASTS • 2 steals**

- Ole Miss (win): **17 pts • 8 ASTS • 5 STEALS**

- LSU (win): **14 pts • 7 rebs • 3 steals**

- Texas A&M (win): **11 pts (7-of-9 FT) • 5 rebs • 7 ASTS • 2 steals**

- at S. Caro. (win): **13 pts • 6 rebs** - played 40 minutes, scored 5 of teams' final 7 pts in the 2-point win with 3 def rebs

- at Ky (win): **19 pts • 6 Asts • 5 STEALS** - On UK's 1st possessions of the 2nd half, Black had back-to-back steals & dunks.

- vs Miss St (loss): **23 pts • 5 Asts • 3 steals**

- at TX A&M (loss): **8 ASSISTS**

- vs Florida (win): **14 pts • 5 rebs • 3 steals**

- vs Georgia (win): **8 ASSISTS** (with ZERO TO in 30:39 minutes played)

- vs Auburn (win): led Arkansas with **19 pts** and added • **6 Rebs • 6 Asts**

Fourth's Freebies; He and Arkansas Enters Record Book

• Ricky Council IV ranks second in the SEC (47th NCAA) in free throw attempts (182) and third in the SEC (49th in the NCAA) by making 141 free throws. Many of those makes have come in his last 9 games.

• 8-of-10 FT at UK 11-of-13 FT vs Miss State 10-of-14 FT at Alabama 10-of-12 FT vs Kentucky

• Other big games include going 7-of-11 vs San Diego State and 11-of-13 in the win over Mizzou

• **In the Arkansas record book:**

- Council's 87 free throws made AND 115 free throw attempts in SEC games rank 5th for both categories

- Council's 141 free throws made overall are 17 shy of the school's season top 10

- As a team, Arkansas made 265 free throws in SEC games which rank 10th-best in school history

Devo Had An All-SEC-type Season

- Davonte Davis has scored at a career-clip since SEC play began. He has continued to show he is one of the nation's best defensive players ... and doing so while playing nearly 40 minutes each game.
- In the win over Auburn, he only scored seven points and had just one steal while **tying his career high with 10 rebounds**. However, that one steal came with 12 seconds left with Arkansas up one. He would be fouled and he made both free throws to put the Hogs up three. Then, on Auburn's final play, guarded Wendell Green's final shot, which missed to seal the Razorback win.

• OFFENSIVE HIGHLIGHTS SINCE SEC PLAY BEGAN:

Double-Digits 14x • 3+ assists 11x

- Just missed his third career double-double (and third of the season) with 18 points and 9 rebounds at Mizzou
 - ^ team-best 18 points and tied for the team lead with nine rebounds
- Made three 3-pointers in both the Mizzou and Ole Miss games (just his 2nd and 3rd time to make at least three 3's)
- Led Arkansas with 16 points vs LSU (7-of-8 FG and 2-of-2 3 PT) with seven rebounds.
- Added 16 points with a pair of 3-pointers and four assists at Baylor.
- Scored a **season-high 19 points** vs Texas A&M while **tying his career-high with 4 3-pointers made** (4-of-8).
- Backed that up at South Carolina by scoring 15 and once again **tied his career-high with 4 3-pointers made** (4-of-10).
- Had 15 points at Kentucky but added a **season-high and SEC career-high seven assists**.
- Team high 14 points at Texas A&M and once again **tied his career-high with 4 3-pointers made** (4-of-10).
- After just 4 combined points in blowout wins over Florida and Georgia, **scored 21 at Alabama, making 3-of-4 3PT**
- For the first time in his career, he **led the team in points (13), rebounds (6), assists (2) and steals (3)** at Tennessee

• DEFENSIVE HIGHLIGHTS SINCE SEC PLAY BEGAN:

2+ steals 10x

- Held Mizzou 2nd-leading scorer D'Moi Hodge to:
 - 6 pts (2-4 FG • 0-2 3PT • 2-4 FT)
 - 7 pts (1-7 FG • 0-5 3PT • 5-6 FT)
- Held Ole Miss leading scorer Matthew Murrell to:
 - 3 pts (1-5 FG • 0-1 3PT • 1-2 FT) - only played 5:47 of 2nd half due to injury
- Held LSU 2nd-leading scorer Adam Miller to:
 - 9 pts (3-12 FG • 1-6 3PT • 2-3 FT)
- Held Baylor's 2nd-leading scorer Adam Flagler to:
 - 5 pts (1-11 FG • 0-3 3PT • 3-4 FT)
- Held SC's leading scorer GG Jackson to:
 - 9 pts (3-of-8 FG • 2-3 3PT • 1-2 FT)
- Held UGA's leading scorer Terry Roberts to:
 - 4 pts (2-of-9 FG • 0-of-3 3PT • 0-0 FT)
 - 0 FGA and FTA in the 1st half of the 1st meeting
 - 1-of-6 from 3PT in the 2nd meeting
- Held Georgia's Terry Roberts to:
 - 4 pts (2-9 FG • 0-3 3PT • 0-0 FT)
- Held Wendell Green Jr. to:
 - 11 pts (2-8 FG • 2-5 3PT • 5-5 FT)

	FG	3PT	FT	Reb	A	Stl	PTS
GAMES 1-12 (11 gms)	29-86 (33.7%)	5-27 (18.5%)	19-25 (76.0%)	38 (3.5)	27 (2.5)	16 (1.5)	82 (7.5)
GAMES 13-32 (20 gms)	96-215 (44.7%)	37-93 (39.8%)	21-31 (67.7%)	91 (4.6)	57 (2.9)	26 (1.3)	250 (12.5)

Q: Is he a 3-Point Shooter? A: He is Devo

- Devo Davis has been one of the SEC top 3-point shooters over the last 17 games.
- Consider: **His first 81 career games** 29-of-126 (.230) 3PT 8.3 ppg (670 pts)
His last 17 games **35-of-81 (.432) 3PT** **13.1 ppg (222 pts)**

Hot-Shooting Hogs • Points in the Paint, Mostly at the Rim via Dunks

- Arkansas ranks in the three hundreds in 3-pointers attempted and made.
- However, Arkansas is having great success shooting the ball inside the arc, mostly in the paint ... specifically at the rim.
 - ^ **Despite its struggles from deep, Arkansas LEADS THE SEC (32nd in NCAA) in field goal percentage (.477).**
- ^ Arkansas has shot over 50% from the field **10x** this season - **including 6 of the last 12**
- **Arkansas shot 63.8% in the Georgia win.**
 - ^ The best FG% by a Razorback team in an SEC game and the best by any Eric Musselman-coached college team
- **Arkansas shot a then season-best 62.7% twice this season**
 1. Versus San Jose State (37-of-59) ... scoring a season-high 99 points
 2. At Kentucky (32-of-51) which was the program record for best FG% in an SEC game prior to the Georgia game
- **ARKANSAS IS SHOOTING 53.7% INSIDE THE ARC (722-OF-1,344)**
 - ^ Arkansas has outscored its opponents in the paint 1,102-914 (+188).
 - ^ **Arkansas has scored 40-plus points in the paint in 14 times including five games with 50-plus points:**
 - 58 vs Oklahoma • 54 vs Fordham • 52 vs San Jose State • 52 vs Florida • 50 vs UNCA
 - ^ **Arkansas has out-scored its opponent in the paint 21 times in 32 games AND tied its opponent four times.**
- **Arkansas has 148 dunks in 32 games (4.63 per game)**
 - including 11 vs Louisville; 8 vs UNCA and vs Kentucky; 7 vs Oklahoma, at Kentucky, vs Florida and vs Auburn; and 6 4x.

Above The Rim

- **THIS YEAR: Arkansas has SIX PLAYERS with wing spans over seven feet.**
 - ^ **Team wing span average this year is 6-9**
- Not only is the 2022-23 edition of Razorback basketball long ... they are athletic too.
- Arkansas teams under Coach Musselman have been described in many positive attributes. However, explosive has not been one of them. Yes, the Razorbacks have seen their share of explosive players, but not a team. That is a change in 2022-23.

DUNKS IN MUSS ERA

Year	Dunks	Gms	Avg.	Leader
2019-20	67	32	2.09	22 by Adrio Bailey
2020-21	95	32	2.97	36 by Justin Smith
2021-22	103	37	2.78	27 by Stanley Umude
2022-23	148	32	4.63	32 by Ricky Council IV

BLOCKED SHOTS IN MUSS ERA

Year	Blks	Gms	Avg.	Leader
2019-20	125	32	3.91	45 by Adrio Bailey
2020-21	158	32	4.94	51 by Connor Vanover
2021-22	153	37	4.14	41 by Jaylin Williams
2022-23	162	32	* 5.06	43 by Khel Mitchell

* - 12th in the NCAA

Just a Minute ... or 20 ... or 40

- **ARKANSAS HAS THE THREE TOP SEVEN PLAYERS AMONG THE SEC IN MINUTES PLAYED.**

- ^ Anthony Black 1st - 34:71
- ^ Ricky Council IV 3rd - 34:28
- ^ Devo Davis 7th - 33:29

- **TIMES A RAZORBACK PLAYED ALL 40 MINUTES IN REGULATION**

- ^ Ricky Council IV 5 Creighton; Oklahoma; at LSU; at Vandy; at South Carolina

2022-23 MISCELLANEOUS STATS

RECORD BREAKDOWN

At Bud Walton Arena	2022-23: 13-3	Muss Era: 60-9
On The Road	2022-23: 2-8	Muss Era: 16-24
Neutral Site	2022-23: 5-1	Muss Era: 17-7
White "Razorback" Uni	2022-23: 2-1 *	Muss Era: 19-1 *
White '94 "Razorback" Uni	2022-23: 3-1 !	Muss Era: 23-7 !
White "Hog" Uni	2022-23: 3-1	Muss Era: 16-4
White "Arkansas" Uni	2022-23: 2-1	Muss Era: 8-1
White "Hog A" Uni	2022-23: 2-1	Muss Era: 2-1
White "Slobbering Hog" Uni	2022-23: 0-1	Muss Era: 0-1
Pink "Arkansas" Uni	2022-23: 1-0	Muss Era: 1-0
Cardinal "Arkansas" Uni	2022-23: 0-1	Muss Era: 10-15
Cardinal "Razorback" Uni	2022-23: 1-0	Muss Era: 2-3
Cardinal Camo "Arkansas" Uni	2022-23: 2-0 ^^	Muss Era: 4-0 ^^
Cardinal "Hog" Uni	2022-23: 1-1	Muss Era: 4-2 +
Cardinal "Arkansas Razorbacks" Uni	2022-23: 1-1	Muss Era: 1-1
Cardinal "Slobbering Hog" Uni	2022-23: 1-1	Muss Era: 1-1
Cardinal '94 "Razorback" Uni	2022-23: 1-1 ~	Muss Era: 1-1 ~
Anthractive Uni	2022-23: 0-1	Muss Era: 1-2

* L at Vandy '23 • 1 L at Baylor • ~ home W vs Fla '23
^ home W vs Fordham & Ole Miss '22-23 • + home W vs Tenn '22

GENERAL

When ARK controls tip	2022-23: 13-5	Muss Era: 61-19
When OPP controls tip	2022-23: 7-7	Muss Era: 32-21
When ARK scores first	2022-23: 11-5	Muss Era: 54-16
When OPP scores first	2022-23: 9-7	Muss Era: 39-24

LEADS AND DEFICITS

Leading at the half	2022-23: 15-5	Muss Era: 71-8
2022-23: home: 11-0 road: 1-5 neutral 3-0		
Trailing at the half	2022-23: 4-6	Muss Era: 19-28
2022-23: home: 3-2 road: 0-3 neutral: 1-1		
Tied at the half	2022-23: 0-1	Muss Era: 2-1
2022-23: home: 0-1 road: 0-0 neutral 0-0		

'22-23 W/ 5:00 left	Leading: 18-3 Trailing: 2-8 Tied: 0-1
• Muss Era	Leading: 83-6 Trailing: 8-32 Tied: 2-2
'22-23 W/ 2:00 left	Leading: 19-0 Trailing: 1-10 Tied: 0-2
• Muss Era	Leading: 84-5 Trailing: 7-31 Tied: 1-4

GMS decided by 1-to-5 pts	2022-23: 3-5	Muss Era: 18-16
GMS decided by 6-to-10 pts	2022-23: 4-3	Muss Era: 22-12
GMS decided by 11+ pts	2022-23: 13-4	Muss Era: 53-12
Overtime games	2022-23: 1-0	Muss Era: 5-3

OFFENSE

Scoring less than 70 points	2022-23: 5-7	Muss Era: 19-18
Scoring 70-79 points	2022-23: 7-2	Muss Era: 34-16
Scoring 80-89 points	2022-23: 6-3	Muss Era: 25-6
Scoring 90-99 points	2022-23: 2-0	Muss Era: 12-0
Scoring 100+ points	2022-23: 0-0	Muss Era: 3-0
1-2 Hogs in Double Figures	2022-23: 0-4	Muss Era: 4-11
3 Hogs in Double Figures	2022-23: 9-3	Muss Era: 36-19
4 Hogs in Double Figures	2022-23: 9-5	Muss Era: 38-8
5-7 Hogs in Double Figures	2022-23: 2-0	Muss Era: 23-2
8+ Hogs in Double Figures	2022-23: 0-0	Muss Era: 1-0
At least 1 Hog Scores 20+	2022-23: 10-6	Muss Era: 44-19
2+ Hogs Score 20+	2022-23: 3-2	Muss Era: 18-9

FG% (Muss Era)	50%+: 10-1 (27-2) 49%-50%: 9-6 (53-24) 40%-49%: 1-4 (12-13)
3FG% (Muss Era)	40%+: 5-3 (21-6) 39%-40%: 7-3 (31-14) 30%-39%: 8-5 (41-19)

REBOUNDING/TURNOVERS

Out-rebounding opponent	2022-23: 15-3	Muss Era: 55-9
Out-rebounded by opp.	2022-23: 5-7	Muss Era: 33-29
Rebounds are even	2022-23: 0-2	Muss Era: 4-3
Grabbing 10+ off reb	2022-23: 8-9	Muss Era: 48-23
Forcing 15+ turnovers	2022-23: 12-3	Muss Era: 50-19
Committing less than 15 TO	2022-23: 12-7	Muss Era: 67-19

BY MONTH

In November	2022-23: 6-1	Muss Era: 21-1
In December	2022-23: 5-1	Muss Era: 20-5
In January	2022-23: 4-5	Muss Era: 19-14
In February	2022-23: 4-4	Muss Era: 20-11
In March	2022-23: 1-1	Muss Era: 13-7
In April	2022-23: 0-0	Muss Era: 0-0

LED HIS TEAM IN SCORING (INCLUDES TIES)

Player	18-19	19-20	20-21	21-22	22-23	Career
Black					7	7
Brazile				0	2	2
Council IV			3	10	10	23
Davis			3	1	7	11
Graham		0	0	3	4	7
Johnson	0	5	RS	0	0	5
Kel Mitchell		0	2	11	0	13
Khi Mitchell		0	0	4	0	4
Smith					4	4
Walsh					1	1

LED HIS TEAM IN REBOUNDING (INCLUDES TIES)

Player	18-19	19-20	20-21	21-22	22-23	Career
Black					2	2
Brazile				7	5	12
Council IV			4	3	1	8
Davis			2	0	4	6
Graham		0	6	8	2	16
Johnson	2	8	RS	2	2	14
Khel Mitchell		0	5	8	4	17
Khi Mitchell		0	2	15	11	28
Walsh					4	4



2023 SEC HONORS

FIRST TEAM ALL-SEC - COACHES

Brandon Miller, Alabama
Colin Castleton, Florida
Oscar Tshiebwe, Kentucky
Tolu Smith, Mississippi State
Kobe Brown, Missouri
Santiago Vescovi, Tennessee
Wade Taylor IV, Texas A&M
Liam Robbins, Vanderbilt

SECOND TEAM ALL-SEC - COACHES

Mark Sears, Alabama

ANTHONY BLACK, ARKANSAS RICKY COUNCIL IV, ARKANSAS

Johni Broome, Auburn
Wendell Green Jr., Auburn
KJ Williams, LSU
Zakai Zeigler, Tennessee
Tyrece Radford, Texas A&M

SEC ALL-FRESHMAN - COACHES

Jaden Bradley, Alabama
Noah Clowney, Alabama
Brandon Miller, Alabama

ANTHONY BLACK, ARKANSAS

Riley Kugel, Florida
Chris Livingston, Kentucky
Cason Wallace, Kentucky
Gregory "GG" Jackson II, South Carolina
Julian Phillips, Tennessee

SEC ALL-DEFENSIVE - COACHES

Charles Bediako, Alabama

DAVONTE DAVIS, ARKANSAS

Colin Castleton, Florida
Zakai Zeigler, Tennessee
Liam Robbins, Vanderbilt

"OF THE YEAR" HONORS - COACHES

Co-Coach of the Year: Buzz Williams, Texas A&M
Jerry Stackhouse, Vanderbilt

Player of the Year: Brandon Miller, Alabama
Scholar-Athlete of the Year: Kobe Brown, Missouri
Freshman of the Year: Brandon Miller, Alabama
Co-Sixth Man of the Year: Jahvon Quinerly, Alabama
Antonio Reeves, Kentucky

Defensive Player of the Year: Liam Robbins, Vanderbilt

SEC COMMUNITY SERVICE TEAM

Noah Gurley, Alabama

DERRIAN FORD, ARKANSAS

Jaylin Williams, Auburn
Trey Bonham, Florida
Jabri Abdur-Rahim, Georgia
CJ Fredrick, Kentucky
KJ Williams, LSU
Jaemyn Brakefield, Ole Miss
Isaac Stansbury, Mississippi State
Ben Sternberg, Missouri
Hayden Brown, South Carolina
Josiah-Jordan James, Tennessee
Henry Coleman III, Texas A&M
Liam Robbins, Vanderbilt

FIRST TEAM ALL-SEC - AP

Kobe Brown, Missouri
u-Wade Taylor IV, Texas A&M
Brandon Miller, Alabama
Tolu Smith, Mississippi St.
u-Oscar Tshwibe, Kentucky

SECOND TEAM ALL-SEC - AP

Ricky Council IV, Arkansas
Zakai Zeigler, Tennessee
Colin Castleton, Florida
Liam Robbins, Vanderbilt
KJ Williams, LSU

"OF THE YEAR" HONORS - AP

SEC Player of the Year: Brandon Miller, Alabama
SEC Coach of the Year: Buzz Williams, Texas A&M
SEC Newcomer of the Year: Brandon Miller, Alabama

u-Unanimous selection

^ Anthony Black 3 Troy; at LSU; at South Carolina
^ Davonte Davis 2 LSU; at South Carolina
^ Jordan Walsh 1 Ole Miss

• TIMES A RAZORBACK PLAYED ALL 20 MINUTES IN A HALF

^ Ricky Council IV 20 Fordham (1st) • vs Louisville (1st) • vs Creighton (1st & 2nd) • vs San Diego St. (2nd, plus 5 in OT) • Troy (2nd) • UNCG (2nd) • Oklahoma (1st & 2nd) • UNCA (1st) • LSU (1st & 2nd) • Bama (2nd) • at Vandy (1st & 2nd) • LSU (2nd) • at Baylor (2nd) • Texas A&M (2nd) • at S. Caro (1st & 2nd) • at UK (2nd)
^ Anthony Black 19 vs Creighton (2nd) • vs San Diego St. (2nd, plus 5 in OT) • Troy (1st & 2nd) • UNCG (2nd) • at LSU (1st & 2nd) • Mizzou (2nd) • at Auburn (2nd) • at Mizzou (2nd) • LSU (2nd) • Texas A&M (2nd) • at S. Caro (1st & 2nd) • Miss State (2nd) • at Texas A&M (2nd) • vs Florida (1st) • vs Kentucky (2nd) • vs Auburn (2nd)
^ Devo Davis 14 ND State (2nd) • UNCA (1st) • at LSU (2nd) • Mizzou (2nd) • Bama (2nd) • at Vandy (2nd) • LSU (1st & 2nd) • A&M (2nd) • at S. Caro (1st & 2nd) • at UK (2nd) • at A&M (2nd) • at Bama (2nd) • at Tenn (2nd) • vs Auburn (2nd)
^ Jordan Walsh 4 vs Creighton (2nd) • vs San Diego St. (2nd, plus 5 in OT) • Ole Miss (1st & 2nd)
^ Nick Smith Jr. 3 UNCG (1st) • at Bama (2nd) • vs Kentucky (2nd)
^ Trevon Brazile 1 vs San Diego St. (2nd, plus 5 in OT)

Slick Rick

- Ricky Council IV has scored in double figures in 28 of 31 games this season and he ranks...
^ **3rd IN THE SEC** in minutes played (34:17) **Played all 40 of regulation 5x; all 20 in a half 20x**
^ **3rd IN THE SEC** in free throws made (141)
^ **5th IN THE SEC** in scoring (16.3 ppg)
^ **7th IN THE SEC** in field goals made (174)
^ **8th in the SEC** in FG% (.451)
^ **12th in the SEC** in FT% (.775) **HAD A SEASON-LONG STREAK OF 16 STRAIGHT earlier this year**
- For the first time his career, has seen action as the point guard**
^ **Third on the team with 74 assists ... HIS BEST SEASON TOTAL** (had 45 last season and 20 as a freshman)
- TWICE THIS SEASON HE SET CAREER HIGHS IN ASSISTS**
^ Had a **career-high seven assists** in the Fordham win. **Amazingly, his first six assists went to six different players**
^ Tied his **career-high seven assists** in the LSU win. Five in the first half and two on alley-oops in the second half

Council's Career Year

- Ricky Council IV had a successful season last year at Wichita State. However, he is shattering his numbers from last season while posting career-best numbers for the year.
- | | | | | | | |
|-------------------------|--------------------|-------------------|--------|--------|------------|-----------|
| - Last Year (28 games): | 336 pts (12.0 ppg) | 110 FG / 43.7% FG | 26 3PT | 100 FT | 45 assists | 32 steals |
| - This Year (32 games): | 520 pts (16.3 ppg) | 174 FG / 45.1% FG | 31 3PT | 141 FT | 74 assists | 38 steals |

Black in the Rankings

- Anthony Black is a stat sheet stuffer.
^ **Leads the team in assists (135), steals (63) ... RANKING AMONG THE SEC TOP 3 IN BOTH CATEGORIES**
^ 2nd on the team in scoring (415 pts), rebounds (164 rebs) and free throws made (117)
- LEADS THE SEC IN MINUTES (34:43)**
- BLACK IS 1 OF 2 PLAYERS TO RANK AMONG THE SEC TOP 30 IN POINTS, REBOUNDS, ASSISTS AND STEALS.**
^ **2nd in assists (4.2)** • 3rd in steals (1.97) • 19th in scoring (12.97) • 23rd in rebs (5.1)
^ Missouri's Kobe Brown also ranks in the SEC top 25 in the four categories
- Black has dished out a career-high eight assists on three occasions this year and had least five 14 times.

Lucky 13

- #13** Jordan Walsh scored 12 points and led Arkansas with a **+13** in **13** minutes played at Mizzou ... He backed that with a **13**-point performance in the win over Ole Miss and he had **13** at Kentucky

AT MIZZOU Only played 13 minutes due to foul trouble, fouling out with 6:48 left and the Razorbacks up 10
He did not miss a shot in scoring 12 points (4-4 FG • 2-2 3PT • 2-2 FT)
VS OLE MISS Played all 40 minutes for the first time this season (was the only Razorback to play all 40 vs Ole Miss)
Scored 13 points on 5-of-9 shooting (2-of-4 from 3-point) ... Grabbed seven rebounds
VS TEXAS A&M Scored 12 points off the bench as Arkansas out-scored A&M's bench 17-0. ... Added seven rebounds
AT S CARO Played 32:52 off the bench ... **tied his career-high with 10 rebounds (career-best six offensive boards).**
AT KENTUCKY Scored 13 points and did not miss a shot (4-4 FG • 1-1 3PT • 4-4 FT)
VS GEORGIA Scored 9 points (all in the second half) and led the team with seven rebounds (six in the second half)
AT ALABAMA Had seven rebounds and an **SEC-high three steals**
VS AUBURN Scored 11 points (4-5 FG; 3-4 FT)

• FIRST 5 SEC GAMES	27 pts (5.4 avg)	12-41 FG (25%)	1-17 3PT (5%)	30 reb (6.00 avg)
LAST 15 GAMES	112 pts (7.5 avg)	41-89 FG (46.0%)	9-26 3PT (34.6%)	67 reb (4.47 avg)

RAZORBACKS IN THE SEC TOURNAMENT

DAVONTE DAVIS

	G/GS	PTS	REB	MIN	FG	3PT	FT	AST	TO	STL	BLK
vs Mizou '21	*	11	6	28:15	4-12	0-0	3-6	4	2	1	0
vs LSU '21	*	6	8	35:31	2-7	0-1	2-2	5	1	4	0
vs LSU '22		0	0	5:12	0-0	0-0	0-0	0	0	0	0
vs TX A&M '22		11	2	30:51	5-12	0-4	1-1	4	1	1	0
vs Auburn '23	*	7	10	39:35	2-6	1-4	2-2	3	3	1	0
TOTALS	5/3	35	26	139	13-37	1-9	8-11	16	7	7	0
AVG/PCT		7.0	5.2	27.8	.351	.111	.727	3.2	1.4	1.4	-

KAMANI JOHNSON

	G/GS	PTS	REB	MIN	FG	3PT	FT	AST	TO	STL	BLK
vs LSU '22		0	2	2:59	0-0	0-0	0-0	0	0	1	0
vs TX A&M '22		0	0	7:21	0-0	0-0	0-0	0	0	0	0
vs Auburn '23	*	4	3	7:53	2-2	0-0	0-0	0	2	0	0
TOTALS	3/1	4	5	18	2-2	-	-	-	2	1	-

TEAM UNDER MUSS

2020 vs Vandy, W	86 pts	34 reb	29-51 FG	12-28 3PT	24-31 FT	17 AST	13 TO	6 STL	7 BLK
OPP	73 pts	35 reb	23-60 FG	6-24 3PT	21-28 FT	8 AST	14 TO	8 STL	1 BLK
2021 vs Mizou, W	70 pts	36 reb	25-55 FG	5-15 3PT	15-22 FT	13 AST	20 TO	5 STL	5 BLK
OPP	64 pts	31 reb	22-52 FG	6-18 3PT	14-21 FT	11 AST	21 TO	5 STL	3 BLK
2021 vs LSU, L	71 pts	42 reb	27-65 FG	6-26 3PT	11-19 FT	16 AST	16 TO	9 STL	6 BLK
OPP	78 pts	39 reb	28-66 FG	9-19 3PT	13-15 FT	8 AST	14 TO	10 STL	2 BLK
2022 vs LSU, W	79 pts	42 reb	24-57 FG	6-21 3PT	25-31 FT	12 AST	15 TO	9 STL	5 BLK
OPP	67 pts	28 reb	18-51 FG	4-19 3PT	27-31 FT	12 AST	12 TO	11 STL	5 BLK
2022 vs TX A&M, L	64 pts	25 reb	23-53 FG	3-18 3PT	15-18 FT	13 AST	15 TO	6 STL	5 BLK
OPP	82 pts	38 reb	31-61 FG	8-15 3PT	12-15 FT	18 AST	13 TO	9 STL	1 BLK
2023 vs AUB, W	76 pts	37 reb	28-50 FG	3-11 3PT	17-23 FT	15 AST	19 TO	8 STL	2 BLK
OPP	73 pts	19 reb	25-51 FG	5-16 3PT	18-27 FT	13 AST	10 TO	12 STL	2 BLK

ARKANSAS SIGNS TWO 5-STARs

Layden Blocker

6-2, 180, G • Little Rock, Ark. || Sunrise (Kansas) Christian Academy

Publication	Rating	National Rank	Position Rank	State Rank
247Sports Composite	5-Star	#25	#4 PG	#2 - Kansas
ESPN	4-Star	#22	#6 PG	#1 - Arkansas
On3 Consensus	4-Star	#28	#5 PG	#2 - Kansas
247Sports	4-Star	#29	#6 PG	#3 - Kansas
Rivals	4-Star	#29	#9 PG	-
On3	4-Star	#46	#6 PG	#3 - Kansas

• Named to the 2023 Jersey Mike's Naismith HS Player of the Year Watch List

• Projected by NBA Draft.net to be the 20th pick in the 2024 NBA Draft

• Participated in the National Basketball Players Association Top 100 camp and was named to its 10-man All-Star team

• Participated in the USA Basketball junior National Team minicamp



Baye Fall

6-10, 210, F/C • Dakar, Senegal || Accelerated Schools (Denver, Colo.)

Publication	Rating	National Rank	Position Rank	State Rank
Rivals	5 Star	#11	2 C	--
On3 Consensus	5 Star	#12	3 C	1 Colorado
On3	5 Star	#14	3 C	1 Colorado
247SportsComposite	5 Star	#14	3 C	1 Colorado
247Sports	5 Star	#16	3 C	1 Colorado
ESPN	5 Star	#20	3 C	1 Colorado

• 2023 McDonald's All-American

• Named to the 2023 Jersey Mike's Naismith HS Player of the Year Watch List

• Projected by NBA Draft.net as the #4 overall pick in the 2024 NBA Draft and NBA DraftRoom.com has him at the 17th pick

• Was a standout at the prestigious National Basketball Players Association top 100 camp in the summer of 2022 when he led the event in scoring with 14.9 points per game in seven games ... Had a camp-leading 9.4 rebounds per game and averaged an event-leading 4.9 offensive rebounds per game ... Joined fellow Arkansas signee Layden Blocker on the 10-man All-Star squad for the event.

• Was co-MVP performance at the 2021 Pangos All-American Camp.



LAYDEN BLOCKER



BAYE FALL

ARKANSAS IN 2022-23 RANKINGS

Thru March 9, 2023



TEAM IN THE NCAA/SEC

	NCAA	SEC	NO.
Assist/Turnover Ratio (352 ranked)	178	9	1.04
Assists Per Game (352 ranked)	148	7	13.5
Bench Points per game (352 ranked)	128	8	20.41
Blocks Per Game (352 ranked)	12	3	5.1
Effective FG pct (352 ranked)	110	3	0.522
Fastbreak Points (352 ranked)	69	3	11.72
Field Goal Percentage (352 ranked)	29	1	47.7
Field Goal Percentage Defense (352 ranked)	70	7	42
Fouls Per Game (352 ranked)	322	13	19.1
Free Throw Attempts Per Game (352 ranked)	24	4	22.2
Free Throw Percentage (352 ranked)	270	12	69.1
Free Throws Made Per Game (352 ranked)	38	4	15.3
Rebound Margin (352 ranked)	91	6	3
Rebounds (Defensive) Per Game (352 ranked)	131	5	25.41
Rebounds (Offensive) Per Game (352 ranked)	181	12	10.09
Rebounds Per Game (352 ranked)	136	10	35.5
Scoring Defense (352 ranked)	101	5	67.4
Scoring Margin (352 ranked)	64	5	7.4
Scoring Offense (352 ranked)	105	4	74.8
Steals Per Game (352 ranked)	33	4	8.4
Three Point Attempts Per Game (352 ranked)	339	14	15.9
Three Point Percentage (352 ranked)	292	9	32
Three Point Percentage Defense (352 ranked)	40	5	30.9
Three Pointers Per Game (352 ranked)	340	14	5.1
Turnover Margin (352 ranked)	93	5	1.4
Turnovers Forced Per Game (352 ranked)	68	4	14.31
Turnovers Per Game (352 ranked)	230	11	12.9
Winning Percentage (351 ranked)	98	7	62.5

RAZORBACKS IN THE NCAA/SEC

	PLAYER	NCAA	SEC	NO.
Assist/Turnover Ratio (350 ranked)	Anthony Black	303	12	1.32
Assists (349 ranked)	Anthony Black	103	2	135
Assists Per Game (345 ranked)	Anthony Black	112	2	4.2
Blocks (339 ranked)	Makhi Mitchell	76	5	43
	Makhi Mitchell	80	6	42
Blocks Per Game (349 ranked)	Makhi Mitchell	51	4	1.65
	Makhi Mitchell	95	7	1.31
Double Doubles (412 ranked)	Makhi Mitchell	412	16	2
	Davonte Davis	412	16	2
	Trevon Brazile	412	16	2
Field Goal Attempts (345 ranked)	Ricky Council IV	184	4	386
Field Goal Percentage (346 ranked)	Ricky Council IV	201	8	45.1
Field Goals (347 ranked)	Ricky Council IV	176	7	174
Free Throw Attempts (339 ranked)	Ricky Council IV	47	2	182
	Anthony Black	87	7	167
Free Throw Percentage (346 ranked)	Ricky Council IV	261	12	77.5
Free Throws (346 ranked)	Ricky Council IV	49	3	141
	Anthony Black	120	9	117
Minutes Per Game (347 ranked)	Anthony Black	91	1	34:43
	Ricky Council IV	129	3	34:17
	Davonte Davis	240	7	33:18
Points (347 ranked)	Ricky Council IV	133	3	520
Points Per Game (349 ranked)	Ricky Council IV	156	5	16.2
Rebounds (349 ranked)	--	--	--	--
Rebounds (Defensive) Per Game (350 ranked)	--	--	--	--
Rebounds (Offensive) Per Game (350 ranked)	--	--	--	--
Rebounds Per Game (350 ranked)	--	--	--	--
Steals (338 ranked)	Anthony Black	33	3	63
	Davonte Davis	263	17	42
Steals Per Game (348 ranked)	Anthony Black	39	3	1.97
	Davonte Davis	271	17	--
1.35Three Point Attempts (342 ranked)	--	--	--	--
Three Point Percentage (100 ranked)	--	--	--	--
Three Pointers Per Game (340 ranked)	--	--	--	--
Total 3-point FGM (336 ranked)	--	--	--	--
Triple Doubles (2 ranked)	--	--	--	--



2022-23 SEC STANDINGS

THROUGH THURS • MAR. 9



	SEC	PCT.	HOME	AWAY	OVERALL	PCT.	HOME	ROAD	NEUTRAL	STRK
1. Alabama	16-2	.889	9-0	7-2	26-5	.839	15-0	9-3	2-2	L1
2. Texas A&M	15-3	.833	9-0	6-3	23-8	.742	15-1	7-4	1-3	W2
3. Kentucky	12-6	.667	6-3	6-3	21-10	.677	14-4	6-4	1-2	W1
4. Missouri	11-7	.611	7-2	4-5	23-8	.742	16-3	5-5	2-0	W4
Tennessee	11-7	.611	7-2	4-5	23-9	.719	14-2	4-6	5-1	W1
Vanderbilt	11-7	.611	7-2	4-5	19-13	.594	12-5	5-6	2-2	W4
7. Auburn	10-8	.556	7-2	3-6	20-12	.625	14-2	4-8	2-2	L1
8. Florida	9-9	.500	6-3	3-6	16-16	.500	10-5	4-7	2-4	L1
9. Mississippi State	8-10	.444	5-4	3-6	21-11	.656	12-4	4-6	5-1	W1
Arkansas	8-10	.444	6-3	2-7	20-12	.625	13-3	2-8	5-1	W1
11. Georgia	6-12	.333	5-4	1-8	16-16	.500	13-4	1-10	2-2	L6
12. South Carolina	4-14	.222	1-8	3-6	11-21	.344	7-8	4-8	0-5	L2
13. Ole Miss	3-15	.167	1-8	2-7	12-21	.364	7-10	2-9	3-2	L1
14. LSU	2-16	.111	2-7	0-9	14-19	.424	10-8	0-9	4-2	L1

AP (Mar. 6)			
1	Houston (58)	29-2	1,522
2	UCLA (3)	27-4	1,452
3	Kansas	25-6	1,368
4	ALABAMA	26-5	1,343
5	Purdue	26-5	1,274
6	Marquette	25-6	1,218
7	Texas	23-8	1,100
8	Arizona	25-6	1,042
9	Gonzaga	26-5	1,031
10	BAYLOR	22-9	961
11	UConn	24-7	847
12	Kansas State	23-8	838
13	Virginia	23-6	791
14	Miami (Fla.)	24-6	761
15	Xavier	23-8	641
16	Saint Mary's	25-6	587
17	TENNESSEE	22-9	573
18	TEXAS A&M	23-8	507
19	Indiana	21-10	481
20	SAN DIEGO STATE	24-6	370
21	Duke	23-8	293
22	TCU	20-11	193
23	KENTUCKY	21-10	138
24	CREIGHTON	20-11	133
25	MISSOURI	23-8	66

RECEIVING VOTES: Oral Roberts 54, Fla Atlantic 53, Utah St 32, Providence 26, Iowa St 23, Northwestern 16, West Virginia 15, Toledo 10, Pitt 10, Charleston 9, Michigan St 9, VCU 8, Boise St 7, Iowa 5, USC 5, **VANDERBILT** 3, Maryland 3, Memphis 3, **ARKANSAS** 2, North Texas 1, Drake 1.

SEC TOURNAMENT			
WEDNESDAY, MARCH 8			
GM1 - #12 S. Carolina vs #13 Ole Miss	SECN	6:00 pm	
GM2 - #11 Georgia vs #14 LSU	SECN	*8:00 pm	
THURSDAY, MARCH 9			
GM3 - #8 Florida vs #9 Miss State	SECN	12:00 pm	
GM4 - #5 Tennessee vs Winner GM1	SECN	*2:00 pm	
GM5 - #7 Auburn vs #10 Arkansas	SECN	6:00 pm	
GM6 - #6 Vanderbilt vs Winner GM2	SECN	*8:00 pm	
FRIDAY, MARCH 10			
GM7 - #1 Alabama vs Winner GM3	ESPN	12:00 pm	
GM8 - #4 Missouri vs Winner GM4	ESPN	*2:00 pm	
GM9 - #2 Texas A&M vs Winner GM5	SECN	6:00 pm	
GM10 - ## Kentucky vs Winner GM6	SECN	*8:00 pm	
SATURDAY, MARCH 11			
GM11 - Winner GM7 vs Winner GM8	ESPN	12:00 pm	
GM12 - Winner GM9 vs Winner GM10	ESPN	*2:00 pm	
SUNDAY, MARCH 12			
GM 13 - Winner GM11 vs Winner GM12	ESPN	Noon	

*Games will start 25 minutes after the conclusion of the previous game

COACHES (Mar. 6)			
1	Houston (29)	29-2	771
2	UCLA	27-4	740
3	Purdue	26-5	673
4	Kansas (2)	25-6	666
5	ALABAMA	26-5	657
6	Marquette	25-6	636
7	Texas	23-8	571
8	Gonzaga	26-5	515
9	Arizona	25-6	494
10	BAYLOR	22-9	440
11	Virginia	23-6	419
12	Kansas State	23-8	409
13	Miami-Florida	24-6	381
14	Connecticut	24-7	367
15	Xavier	23-8	338
16	Saint Mary's	25-6	336
17	Indiana	21-10	280
18	TEXAS A&M	23-8	251
19	TENNESSEE	22-9	249
20	SAN DIEGO ST.	24-6	205
21	Duke	23-8	119
22	CREIGHTON	20-11	118
23	Texas Christian	20-11	111
24	KENTUCKY	21-10	97
25	Northwestern	21-10	31

RECEIVING VOTES: Providence 30; Maryland 26; Florida Atlantic 25; Iowa State 24; **MISSOURI** 18; Oral Roberts 14; Michigan St. 14; Toledo 11; Pittsburgh 10; NC State 9; West Virginia 6; Utah St. 5; Virginia Tech 3; Iowa 3; **VANDERBILT** 2; Boise St. 1.

HOGS RANKING BY WEEK				
WEEK	AP	COACH	NET	
Preseason	10	10	No Poll	
Nov. 14	9	10	No Poll	
Nov. 21	9	9	No Poll	
Nov. 28	T11	11	No Poll	
Dec. 5	9	8	25	
Dec. 12	10	10	24	
Dec. 19	10	8	17	
Dec. 26	9	7	10	
Jan. 2	13	13	12	
Jan. 9	15	16	16	
Jan. 16	25	25	27	
Jan. 23	T33 RV (9)	--	27	
Jan. 30	T39 RV (9)	--	28	
Feb. 6	34 RV (11)	--	29	
Feb. 13	35 RV (4)	--	23	
Feb. 20	32 RV (6)	--	19	
Feb. 27	34 RV (7)	--	14	
Mar 6	34 RV (2)	--	18	
Mar 13				
Apr. 4				

ARKANSAS IN THE POLLS

*Ranking in AP Poll unless " * " indicating only ranked in the Coaches Poll*

As	Overall	H	A	N	Last Meeting	Last Win
As #1	16-4	8-0	6-2	2-2	W, 97-79 vs #14 Georgetown @MEM (11/27/94)	Same
As #2	38-4	17-1	7-0	14-3	W, 76-72 vs #2 Duke @NCAA (4/4/94)	Same
As #3	29-5	13-0	10-5	6-0	W, 97-79 vs Tennessee (1/7/95)	Same
As #4	13-2	8-0	3-2	2-0	W, 94-71 at Missouri (12/3/94)	Same
As #5	13-8	1-1	2-4	10-3	L (OT), 95-93 vs #3 Kentucky @SEC (3/12/95)	69-58 vs #20 Alabama @SEC (3/11/95)
As #6	18-3	6-0	5-0	7-3	L, 89-78 vs #1 UCLA @NCAA (4/3/95)	75-68 vs #4 N. Carolina @NCAA (4/1/95)
As #7	18-1	4-0	7-0	7-1	W, 68-66 vs Auburn (3/4/95)	Same
As #8	9-10	6-1	1-5	2-4	L, 78-71 vs LSU @SEC (3/13/21)	70-64 vs Missouri @SEC (3/12/21)
As #9	27-7	7-1	6-2	15-4	L, 60-57 at LSU (12/28/22)	88-78 vs Oklahoma (12/10/22) @ Tulsa
As #10	20-4	11-1	2-1	7-2	W, 85-51 vs UNC Asheville (12/21/22)	Same
As #11	22-6	12-2	6-4	4-0	W, 99-58 vs San Jose St (12/03/22)	Same
As #12	22-9	11-0	8-5	2-4	L, 88-66 vs Oklahoma (12/11/21)	86-66 vs Charlotte (12/8/21)
As #13	18-6	12-1	3-5	3-0	L, 72-59 at #22 Auburn (1/7/23)	74-68 vs #20 Missouri (1/4/23)
As #14	29-5	13-0	8-2	8-3	L, 78-74 at #13 Tennessee (3/5/22)	77-73 vs LSU (3/2/22)
As #15	16-6	4-2	9-2	3-2	L, 97-84 at Vanderbilt (1/4/23)	90-68 vs Tennessee State (11/7/00)
As #16	17-5	12-0	3-4	2-1	W, 93-80 vs UNI (11/7/21)	Same
As #17	18-9	5-0	5-2	****8-7	W, 69-78 vs #9 Duke @NCAA (3/26/22)	74-68 vs #1 Gonzaga @NCAA (3/24/22)
As #18	20-9	*10-4	8-4	2-1	W, 75-73 vs #6 Kentucky (2/26/22)	Same
As #19	16-7	8-2	3-3	5-2	L, 96-82 vs Ole Miss (1/17/15)	67-45 vs Wofford (11/9/07)
As #20	24-4	***11-0	1-0****12-4	W, 83-75 vs LSU (2/27/21)	Same	
As #21	6-4	3-0	0-1	3-3	L, 87-78 vs #15 N. Carolina @NCAA (3/21/15)	56-53 vs Wofford @NCAA (3/19/15)
As #22	8-5	4-1	2-3	2-1	L, 78-77 at Auburn (1/6/18)	84-79 (OT) vs Miss State @SEC (3/6/99)
As #23	7-1	5-0	2-1	0-0	W, 58-48 vs #16 Tennessee (2/19/22)	Same
As #24	7-1	4-0	3-0	0-1	L, 89-81 vs Hofstra @ NLR (12/18/21)	Same
As #25	6-3	6-0	0-3	0-1	W, 69-57 vs Ole Miss (01/21/23)	Same
TOT.	437-128	201-17	110-60	126-52	W, 69-57 vs Ole Miss (01/21/23)	Same

ARKANSAS VERSUS THE POLLS

Ranking in AP Poll unless * indicating only ranked in the Coaches Poll

Vs	Overall	H	A	N	Last Meeting	Last Win
Vs #1	3-11	1-2	0-2	2-7	W, 74-68 vs Gonzaga @NCAA (03/24/22)	Same
Vs #2	6-9	5-2	0-6	1-1	L, 86-83 at Alabama (2/25/23)	Same
Vs #3	0-15	0-1	0-3	0-11	L, 81-72 vs Baylor @ NCAA (3/29/21)	--
Vs #4	5-13	2-3	1-7	2-3	L, 84-69 vs Alabama (1/11/23)	96-88 vs Oklahoma (12/30/08)
Vs #5	4-4	4-1	0-1	0-2	W, 74-71 vs Texas A&M (1/27/16)	Same
Vs #6	7-11	4-3	0-5	3-3	W, 75-73 vs Kentucky (2/26/22)	Same
Vs #7	1-5	1-0	0-1	0-4	W, 67-64 vs Texas (1/6/09)	Same
Vs #8	3-4	2-0	1-3	0-1	L, 82-65 vs Kentucky @SEC (3/12/17)	88-61 vs Alabama (1/6/07)
Vs #9	2-6	0-0	1-4	1-2	L, 78-69 vs Duke @NCAA (3/26/22)	91-82 vs Arizona @NCAA (4/2/94)
Vs #10	5-5	2-2	2-1	1-2	L, 90-87 vs Creighton (11/22/22)	(OT), 86-81 at Missouri (2/13/21)
Vs #11	5-8	2-2	1-4	2-2	L (OT), 79-76 vs Auburn (2/4/20)	104-93 vs Missouri (12/5/95)
Vs #12	7-10	2-2	2-5	*3-3	L, 75-57 at Tennessee (2/28/23)	Same
Vs #13	6-4	3-0	0-2	3-2	L, 78-74 at Tennessee (3/5/22)	87-85 vs Kentucky (1/14/14)
Vs #14	5-7	3-2	0-3	2-2	L, 67-64 at Texas Tech (1/26/19)	91-82 vs Auburn (2/27/18)
Vs #15	3-5	3-0	0-2	0-3	L, 87-78 vs N. Carolina @NCAA (3/21/15)	98-88 vs Mississippi State (1/7/12)
Vs #16	4-7	2-2	0-4	2-1	W, 58-48 vs Tennessee (2/19/22)	Same
Vs #17	4-4	1-2	1-1	2-1	L, 67-64 at Baylor (1/28/23)	(OT), 78-74 vs San Diego St (11/23/22)
Vs #18	5-7	1-2	2-3	2-2	L, 84-67 at Ole Miss (1/19/19)	80-73 at Ole Miss (1-31-10)
Vs #19	8-3	3-1	3-1	2-1	W, 90-89 at LSU (2/2/19)	Same
Vs #20	11-5	5-2	1-2	5-1	W, 74-68 vs Missouri (1/5/23)	Same
Vs #21	5-3	2-1	1-0	2-2	W, 68-66 vs TX Tech @NCAA (3/21/21)	Same
Vs #22	4-3	4-1	0-2	0-0	L, 72-59 at #22 Auburn (1/7/23)	(OT), 77-76 vs Kentucky (2/23/11)
Vs #23	3-8	1-2	0-4	2-2	L, 88-79 vs Kentucky (3/4/23)	Same
Vs #24	2-4	2-0	*0-1	*1-1	*L, 90-59 at Alabama (1/16/21)	*86-72 vs Indiana @NCAA (3/21/08)
Vs #25	4-5	*3-2	*0-1	1-2	L, 62-56 at Texas A&M (2/15/16)	82-74 vs Vanderbilt (1/31/12)
TOT.	112-165	57-36	16-68	39-61	L, 88-79 vs #23 Kentucky (3/4/23)	74-68 vs #20 Missouri (1/4/23)

VERSUS 2022-23 OPPONENTS

NON-CONFERENCE

School	Gms	Series Record	H	A	N	Last Meeting
Baylor	145	Arkansas Leads, 96-49	53-11	37-33	6-5	A - L, 67-64 (2/28/23)
Bradley	1	Arkansas Leads, 1-0	0-0	0-0	1-0	N - W, 76-57 (12/17/22) @ NLR
Creighton	3	Creighton Leads, 2-1	0-0	0-1	2-0	N - L, 90-87 (11/22/22)
Fordham	3	Arkansas Leads, 2-1	1-0	0-0	1-1	H - W, 64-48 (11/11/22)
Louisville	8	Series Tied 4-4	0-1	1-0	3-3	N - W, 99-54 (11/21/22)
North Dakota State	2	Arkansas Leads, 2-0	2-0	0-0	0-0	H - W, 76-58 (11/07/22)
Oklahoma	30	Arkansas Leads, 19-13	8-5	3-7	6-1	N - W, 88-78 (12/10/22) @ Tulsa
San Diego State	3	Arkansas Leads, 3-0	0-0	0-0	3-0	N - W, 78-74 (ot) (11/23/22)
San Jose State	1	Arkansas Leads, 1-0	1-0	0-0	0-0	H - W, 99-58 (12/03/22)
South Dakota State	1	Arkansas Leads, 1-0	1-0	0-0	0-0	H - W, 71-56 (11/16/22)
Troy	6	Arkansas Leads, 5-1	3-1	0-0	2-0	H - W, 74-61 (11/28/22)
UNC Asheville	1	Arkansas Leads, 1-0	1-0	0-0	0-0	H - W, 85-51 (12/21/22)
UNC Greensboro	2	Arkansas Leads, 2-0	2-0	0-0	0-0	H - W, 65-58 (12/06/22)

SOUTHEASTERN CONFERENCE

School	Gms	Series Record	H	A	N	Last Meeting
Alabama	68	Arkansas Leads, 36-32	20-7	8-23	8-2	A - L, 86-83 (02/25/23)
• SEC Only	58	Series Tied, 29-29	20-7	8-21	1-1	
Auburn	59	Arkansas Leads, 38-21	23-5	13-15	2-1	N - W, 76-73 (03/09/23)
• SEC Only	58	Arkansas Leads, 38-20	23-5	13-15	2-0	
Florida	41	Arkansas Trails, 15-26	10-7	3-14	2-5	H - W, 84-65 (02/18/23)
• SEC Only	SAME					
Georgia	42	Arkansas Leads, 26-16	13-3	6-10	6-3	H - W, 97-65 (02/22/23)
• SEC Only	SAME					
Kentucky	48	Arkansas Trails, 14-34	8-9	5-15	1-10	H - L, 88-79 (03/04/23)
• SEC Only	43	Arkansas Trails, 14-29	8-9	5-13	1-8	
LSU	77	Arkansas Leads, 42-35	23-8	13-20	6-7	H - W, 60-40 (01/24/23)
• SEC Only	68	Arkansas Leads, 38-30	23-8	12-19	3-3	
Ole Miss	85	Arkansas Leads, 52-33	18-11	10-20	24-2	H - W, 67-57 (01/21/23)
• SEC Only	56	Arkansas Leads, 30-27	18-10	10-18	1-0	
Mississippi State	68	Arkansas Leads, 35-33	23-9	7-23	5-1	H - L, 70-64 (02/11/23)
• SEC Only	59	Arkansas Leads, 30-29	22-8	6-21	2-0	
Missouri	60	Arkansas Leads, 33-27	19-10	12-17	2-0	A - L, 76-79 (01/18/23)
• SEC Only	23	Arkansas Leads, 14-9	9-2	4-7	1-0	
South Carolina	38	Arkansas Leads, 23-15	12-5	8-8	3-2	A - W, 65-63 (02/04/23)
• SEC Only	SAME					
Tennessee	47	Arkansas Trails, 22-25	12-4	4-16	6-5	A - L, 75-57 (02/28/23)
• SEC Only	43	Arkansas Trails, 19-24	12-4	4-16	3-4	
Texas A&M	166	Arkansas Leads, 106-60	61-15	38-40	7-5	A - L, 62-56 (02/15/23)
• SEC Only	20	Arkansas Leads 11-9	9-1	2-7	0-1	
Vanderbilt	43	Arkansas Leads, 29-14	16-4	8-9	5-1	A - L, 97-84 (01/14/23)
• SEC Only	41	Arkansas Leads 28-13	15-4	8-8	5-1	

AT THE SEC TOURNEY

Overall: 30-29
 1st Rd: 4-10
 2nd Rd: 2-2
 Quarterfinal: 16-2
 Semifinal: 7-9
 Final: 1-6

RECORD BY OPPONENT

Opponent	Record	Last Meeting
Alabama	1-1	1995, W, 69-58 (Semis)
Auburn	2-0	2023, W, 76-73 (2nd)
Florida	2-5	2015, W, 66-50 (2nd)
Georgia	6-3	2015, W, 60-49 (Semis)
Kentucky	1-9	2017, L, 82-65 (Final)
LSU	3-3	2022, W, 79-67 (Quart)
Ole Miss	1-0	2017, W, 73-72 (Quart)
Mississippi State	2-0	2007, W, 81-72 (Semis)
Missouri	1-0	2021, W, 70-64 (Quart)
South Carolina	3-2	2018, W, 69-64 (2nd)
Tennessee	3-4	2018, L, 84-66 (Semis)
Texas A&M	0-1	2022, L, 82-64 (Semis)
Vanderbilt	5-1	2020, W, 86-73 (1st)



AT THE NCAA TOURNEY

Overall: 48-34
 1st Rd: 19-8
 2nd Rd: 11-10
 Sweet 16: 8-5
 Elite 8: 6-5
 Final Four: 2-4
 Championship: 1-1
 - Regional/Final Consolations: 2-1

RECORD BY OPPONENT

Opponent	Record	Last Meeting
Alabama	1-0	1991, W, 93-70 (Sweet 16)
Arizona	1-0	1994, W, 91-82 (Final 4)
Arizona State	1-0	1991, W, 97-90 (2nd)
Baylor	0-1	2021, L, 81-72 (Elite 8)
Bucknell	0-1	2006, L, 59-55 (1st)
Butler	0-1	2018, L, 79-62 (1st)
Cal St-Fullerton	1-0	1979, W, 61-58 (Elite 8)
Cincinnati	0-1	1958, L, 97-62 (Final 4 con)
Colgate	1-0	2021, W, 85-68 (1st)
Dayton	1-0	1990, W, 86-84 (2nd)
Duke	1-2	2022, L, 78-69 (Elite 8)
Georgetown	1-1	2001, L, 63-61 (1st)
Georgia State	1-0	1979, W, 117-76 (1st)
Gonzaga	1-0	2022, W, 74-68 (Sweet 16)
Holy Cross	1-0	1993, W, 94-64 (1st)
Indiana	1-0	2008, W, 86-72 (1st)
Indiana State	0-1	1979, L, 73-71 (Elite 8)
Iowa	1-1	1999, L, 82-72 (2nd)
Kansas	0-1	1991, L, 93-71 (Elite 8)
Kansas State	0-2	1982, L, 65-64 (2nd)
Kentucky	0-1	1979, L, 64-59 (Final 4)
LSU	0-1	1981, L, 75-56 (Sweet 16)
Louisville	2-2	1989, L, 93-74 (2nd)
Loyola-Marymount	1-0	1989, W, 120-101 (1st)
Marquette	1-0	1996, W, 65-56 (2nd)
UMass	0-1	1996, L, 79-63 (Sweet 16)
Memphis	1-1	1995, W, 96-91 OT (Sweet 16)
Mercer	1-0	1981, W, 73-67 (1st)
Miami (Fla.)	0-1	2000, L, 75-71 (1st)
Michigan	1-0	1994, W, 76-68 (Elite 8)
Murray State	1-0	1992, W, 80-60 (1st)
Nebraska	1-0	1998, W, 74-65 (1st)
New Mexico State	1-0	2022, W, 53-48 (2nd)
Notre Dame	1-0	1979, W, 71-69 (Final 4)
North Carolina	2-4	2017, L, 72-65 (2nd)
N.C. A&T	1-0	1994, W, 94-79 (1st)
Oakland	0-2	1958, L, 65-4 (Sweet 16)
Oral Roberts	1-0	2021, W, 72-70 (Sweet 16)
Oregon	1-0	1945, W, 79-76 (Elite 8)
Oregon State	0-1	1949, L, 56-38 (Elite 8)
Penn State	1-0	1996, W, 86-80 (1st)
Princeton	1-0	1990, W, 68-64 (1st)
Purdue	1-0	1983, W, 78-68 (2nd)
St. John's	1-1	1993, W, 80-74 (2nd)
Seton Hall	1-0	2017, W, 77-71 (1st)
Siena	1-0	1999, W, 94-80 (1st)
Southern Cal	0-1	2007, L, 77-60 (1st)
Syracuse	1-0	1995, W, 96-94 OT (2nd)
Texas	1-0	1990, W, 88-85 (Elite 8)
Texas Southern	1-0	1995, W, 79-78 (1st)
Texas Tech	1-0	2021, W, 68-66 (2nd)
Tulsa	1-0	1994, W, 103-84 (Sweet 16)
UCLA	1-1	1995, L, 89-78 (Final)
Utah	0-1	1998, L, 69-65 (2nd)
Vermont	1-0	2022, W, 75-71 (1st)
Villanova	0-1	1988, L, 82-74 (1st)
Virginia	1-1	1995, W, 68-61 (Elite 8)
Wake Forest	0-1	1977, L, 86-80 (1st)
Washington State	0-1	1941, L, 64-53 (Final 4)
Weber State	2-0	1980, W, 74-63 (2nd)
Wofford	1-0	2015, W, 56-53 (2nd*)
Wyoming	2-0	1949, W, 61-48 (Reg con)

#PROHOGS

41	NBA Draft Selections	16	All-Star Game Appearances	14	All-Defensive Team Honors
----	----------------------	----	---------------------------	----	---------------------------

PATRICK BEVERLEY

- 11th Year in NBA
- 3x NBA All-Defensive Team
- 2009 - 2nd RD/42nd overall

DANIEL GAFFORD

- 4th Year in NBA
- 2019 - 2nd RD/38th overall

ISAIAH JOE

- 3rd Year in NBA
- 2020 - 2nd RD/49th overall

MOSES MOODY

- 2nd Year in NBA
- 1st Hog to be "1 & Done"
- 2021 - 1st RD/14th Pick
- 2022 NBA Champion

STANLEY UMUDE

- 1st Year in NBA
- 2023 Free Agent
- Inked 10-day contract 2/10/23

BOBBY PORTIS

- 8th Year in NBA
- 2021 NBA Champion
- 2015 - 1st RD/22nd overall


JAYLIN WILLIAMS

- 1st Year in NBA
- 2022 - 2nd RD/34th overall

CURRENT #PROHOGS TO PLAY IN NBA

- Courtney Fortson (Clippers, Rockets)
- Mason Jones (Rockets, 76ers, Lakers)
- Dusty Hannahs (Grizzlies)
- Daryl Macon (Mavericks, Heat)
- Sonny Weems (Nuggets, Raptors, Suns, 76ers)

13	First Round Draft Picks	7	All-NBA Selections	6	NBA Champions
----	-------------------------	---	--------------------	---	---------------



PROHOGS AROUND THE WORLD

Adrio Bailey #	Frankston Blues (Australia)
Jaylen Barford	Lokomotiv (Russia)
Coty Clarke	Nagoya DD (Japan)
Jeanlail Cylla #	Union SF (Argentina)
Jabril Durham	Szolnok (Hungary)
Olumuyiwa Famutimi	Scarborough (Canada)
Courtney Fortson	PGE Spojnia Stargard (Poland)
Dusty Hannahs	Santa Cruz Warriors (G League)
Delvon Johnson	Usti n/Labem (Czech Republic)
Joe Johnson	Triplets (USA BIG3)
Mason Jones #	Mexico City (G League)
Chris Lykes #	Horsens IC (Denmark)
Daryl Macon	Unics (Russia)
JD Notae #	Aris (Greece)
Emeka Obukwelu #	Skriljevo (Croatia)
Michael Qualls	Al Riyadi (Lebanon)
Jalen Tate #	Peja (Kosovo)
Dustin Thomas	Prishtina (Kosovo)
Charles Thomas	Penarol (Uruguay)
Justin Smith #	Delaware Blue Coats (G League)
Au'Diese Toney #	Lakeland Magic (G League)
Stanley Umuide #	Motor City Cruise (G League)
Trey Wade #	Arka Gdynia (Poland)
Sonny Weems	Shanxi Loongs (China)

- Played for Eric Musselman





ERIC MUSSELMAN

ARKANSAS HEAD COACH

San Diego, 1987

93-40 • 4th year as Arkansas head coach
203-74 • 8th year as collegiate head coach
503-291 • 14 seasons as professional head coach

- 1996 USBL Coach of the Year
- 2003 NBA Coach of the Year Runner-Up
- 2012 NBA D-League Coach of the Year
- 2016 Bleacher Report's Mountain West Coach of the Year
- 2017 USBWA District VIII Coach of the Year
- 2018 USBWA District VIII Coach of the Year
- 2018 NABC District 17 Coach of the Year
- 2018 Mountain West Coach of the Year
- 2021 Jim Phelan Coach of the Year Finalist
- 2021 Werner Ladder Naismith Coach of the Year Semifinalist
- 2021 Basketball Times Midlands District Coach of the Year

COLLEGIATE HEAD COACHING RECORD

Year	Overall	Conf	Finish	Conf Tourn	NCAA/CBI Postseason
2015-16	24-14	10-8	MW (T4th)	1-1	5-1 • CBI Champion
2016-17	28-7	14-4	MW (1st)	3-0 *	0-1 • #12 seed NCAA 1st Rd
2017-18	29-8	15-3	MW (1st)	1-1	2-1 • #7 seed NCAA Sweet 16
2018-19	29-5	15-3	MW (1st)	1-1	0-1 • #7 seed NCAA 1st Rd
2019-20	20-12	7-11	SEC (T10th)	1-0 +	Canceled
2020-21	25-7	13-4	SEC (2nd)	1-1	3-1 • #3 seed Elite 8
2021-22	28-9	13-5	SEC (4th)	1-1	3-1 • #4 seed Elite 8
2022-23	20-12	8-10	SEC (10th)	1-0	
Total	203-74	95-48		10-5	13-6 (8-5 NCAA / 5-1 CBI)

* - Tournament champion / + - SEC Tourney canceled after Rd 1 due to COVID

MUSSELMAN'S CAREER AS HEAD COACH

NOTE: Professional basketball **DOES NOT** count postseason toward season W-L record nor to head coach W-L record

Year	Team	League	Record	Note for the Season	Reg. Season Div./Conf. Finish	Postseason
1989-90	Rapid City	CBA	42-14	MOST WINS IN CBA	1st National Conf.	Finals (8-8) *
1991-92	Rapid City	CBA	37-19	2nd-most wins in CBA	1st National Conf.	Finals (9-7) *
1992-93	Rapid City	CBA	44-12	MOST WINS IN CBA	1st National Conf.	Conf. Finals (5-3) *
1993-94	Rapid City	CBA	37-19	MOST WINS IN CBA	1st National Conf.	Conf. Finals (5-5) *
1994-95	Rapid City	CBA	31-25	6th-most wins in CBA	5th National Conf.	Conf. 1st Rd (0-2) *
1995-96	Florida	CBA	41-15	MOST WINS IN CBA	1st National Conf.	Conf. Finals (5-3) *
1996-97	Florida	CBA	38-18	2nd-most wins in CBA	1st American Conf.	Finals (7-6) *
1995	Florida	USBL	25-2	MOST WINS IN USBL	1st Overall	Champion (1-0) *
1996	Florida	USBL	28-1	MOST WINS IN USBL	1st Southern Div.	Champion (3-0) *
2002-03	Golden State	NBA	38-44	6th Pacific Division	11th Western Conf.	--
2003-04	Golden State	NBA	37-45	T4th Pacific Division	11th Western Conf.	--
2006-07	Sacramento	NBA	33-49	5th Pacific Division	11th Western Conf.	--
2010-11	Reno	D-League	34-16	2nd-most wins in NBADL	1st Western Conf.	Semifinals (2-3) *
2011-12	Los Angeles	D-League	38-12	MOST WINS IN NBADL	1st Western Conf.	Finals (5-2) *
2015-16	Nevada	NCAA	24-14	Led NCAA in FT Made	T4th Mountain West	CBI Champion (5-1)
2016-17	Nevada	NCAA	28-7	T16th for Most wins NCAA	1st Mountain West	#12 seed - NCAA 1st Rd (0-1)
2017-18	Nevada	NCAA	29-8	2nd in NCAA in A-T/O ratio	1st Mountain West	#7 seed - NCAA Sweet 16 (2-1)
2018-19	Nevada	NCAA	29-5	7th in NCAA in W-L%	1st Mountain West	#7 seed - NCAA 1st Rd (0-1)
2019-20	Arkansas	NCAA	20-12	Led NCAA in 3Pt% Def	T10th SEC	Canceled
2020-21	Arkansas	NCAA	25-7	NCAA: 2nd FT/11th Scoring	2nd SEC	#3 seed - NCAA Elite 8 (3-1)
2021-22	Arkansas	NCAA	28-9	Led NCAA in FTM/FTA	4th SEC	#4 seed - NCAA Elite 8 (3-1)
2022-23	Arkansas	NCAA	20-12		10th SEC	
2010	Dominican Team		5-1	Silver Medal Centrobasket Championship		
2011	Venezuelan Team		12-9	5th FIBA Americas Championship		
2012	Venezuelan Team		7-4	Silver Medal FIBA South American Championship		

MUSSELMAN COMPOSITE COACHING RECORD

		Overall	Conf	Conf Tourn	NCAA/CBI	ALL POST
COLLEGIATE	8th Yr	203-74	95-48	10-5	8-5 / 5-1	23-11
Nevada	4 yrs	110-34	54-18	6-3	2-3 / 5-1	13-7
Arkansas	4 yrs	93-40	41-30	4-2	6-2 / --	10-4
PROFESSIONAL	14 Seasons	503-291	(50-39 Postseason *)			
CBA	7 years	270-122	(39-34 Postseason *)			
Rapid City	5 years	191-89	(27-25 Postseason *)			
Florida	2 years	79-33	(12-9 Postseason *)			
USBL	2 years	53-3	(4-0 Postseason *)			
Florida	2 years	53-3	(4-0 Postseason *)			
NBA	3 years	108-138	--			
Golden State	2 years	75-89	--			
Sacramento	1 year	33-49	--			
D-League	2 years	72-28	(7-5 Postseason *)			
Reno	1 year	34-16	(2-3 Postseason *)			
Los Angeles	1 year	28-12	(5-2 Postseason *)			
INTERNATIONAL	3 Years	24-14	--			
Dominican	1 years	5-1	--			
Venezuelan	2 years	19-13	--			

* - Note, professional basketball does not include playoff results in W-L record

* - Musselman's pro record including playoffs is 553-330

MUSSELMAN STOPS BY YEAR

1988-89	General Mgr	Rapid City Thrillers	CBA
1989-90	Head Coach	Rapid City Thrillers	CBA
1990-91	Asst. Coach	Minnesota Timberwolves	NBA
1991-92	Head Coach	Rapid City Thrillers	CBA
1992-93	Head Coach	Rapid City Thrillers	CBA
1993-94	Head Coach	Rapid City Thrillers	CBA
1994-95	Head Coach	Rapid City Thrillers	CBA
Spring '95	Head Coach	Florida Sharks	USBL
1995-96	Head Coach	Florida Beachdogs	CBA
Spring '96	Head Coach	Florida Sharks	USBL
1996-97	Head Coach	Florida Beachdogs	CBA
1998-99	Asst. Coach	Orlando Magic	NBA
1999-00	Asst. Coach	Orlando Magic	NBA
2000-01	Asst. Coach	Atlanta Hawks	NBA
2001-02	Asst. Coach	Atlanta Hawks	NBA
2002-03	Head Coach	Golden State Warriors	NBA
2003-04	Head Coach	Golden State Warriors	NBA
2004-05	Asst. Coach	Memphis Grizzlies	NBA
2005-06	Asst. Coach	Memphis Grizzlies	NBA
2006-07	Head Coach	Sacramento Kings	NBA
2007-10	- DID NOT COACH FOR 3 SEASONS -		
2010-11	Head Coach	Reno Bighorns	NBADL
2011-12	Head Coach	Los Angeles Defenders	NBADL
2012-13	Asst. Coach	Arizona State Sun Devils	NCAA
2013-14	Assoc. HC	Arizona State Sun Devils	NCAA
2014-15	Assoc. HC	LSU Tigers	NCAA
2015-16	Head Coach	Nevada Wolf Pack	NCAA
2016-17	Head Coach	Nevada Wolf Pack	NCAA
2017-18	Head Coach	Nevada Wolf Pack	NCAA
2018-19	Head Coach	Nevada Wolf Pack	NCAA
2019-20	Head Coach	Arkansas Razorbacks	NCAA
2020-21	Head Coach	Arkansas Razorbacks	NCAA
2021-22	Head Coach	Arkansas Razorbacks	NCAA
2022-23	Head Coach	Arkansas Razorbacks	NCAA



MUSSELMAN AT A GLANCE

- Eric Musselman was named Arkansas' 13th head men's basketball coach on April 7, 2019. He has over 30 years of coaching experience, including his seven as a collegiate head coach and 14 as a professional head coach.
- In his first seven years as a collegiate head coach, Musselman has won at least 20 games each season (24, 28, 29, 29, 20, 25 and 28), advanced to all six postseasons played (including five straight NCAA tournaments) and reached three NCAA Sweet 16's, including an Elite 8 appearances with the Hogs in 2021 and '22. Prior to entering the collegiate head coaching ranks, Musselman was a head coach for seven professional teams, including two seasons with the Golden State Warriors (2002-04) and one with the Sacramento Kings (2006-07). He won over 550 games as a professional head coach with a combined pro winning percentage of .626 (553-330).
- Musselman played collegiately at the University of San Diego and helped the Toreros to NCAA Tournament berths in 1984 and 1987. He was recipient of the program's Bugelli Leadership Award as a senior.
- Musselman is married to Danyelle Sargent Musselman, who has worked at ESPN, Fox Sports and the NFL Network as a broadcaster. Musselman has two sons, Michael and Matthew, and the couple has a daughter, Mariah.
- Musselman's father Bill was also an NBA head coach and they were the first father-son combination to become head coaches in the NBA.

MUSSELMAN DID YOU KNOWS

- Named General Manager of CBA's Rapid City Thrillers at age of 22. The next year, became head coach of the Thrillers at he age of 23, the youngest coach in CBA history.
- From 1990-1997, had 26 players called up to the NBA, the highest number in the league during that span.
- Is the only person in CBA history to coach in five league All-Star Games (1990, 1992, 1993, 1994, 1997)
- The first coach in professional basketball history to win 100 games by the age of 28.
- At the age of 37, named head coach of the Golden State Warriors and was the youngest head coach ever hired by an NBA team at the time.
- He and his father, Bill, were first father-son combination to both become head coaches in NBA history.
- In 2003, was runner-up to Gregg Popovich for NBA Coach of the Year Award voting (231 points, including 26 first-place votes).
- Is the CBA's third all-time winningest coach (270-122 in seven seasons) and the most successful coach (54-3 in two seasons) in the history of the United States Basketball League.
- Led CBA in scoring (116.7 ppg) in 192-93 and was 2nd in NBA in scoring (102.4 ppg) in 2002-03.
- Only needed 130 games to win his 100th game as a collegiate head coach. He was the 27th-fastest coach in NCAA history to reach 100 wins but was the ninth-fastest since 1970.
- In his first season at Arkansas, the Razorbacks led the NCAA in 3-point field goal percentage defense while Arkansas led the NCAA in both free throws made and attempted in 2022.

MUSSELMAN VS. ALL OPPONENTS

Opponent	Overall	at Nevada	at Arkansas	Last Meeting
Abilene Christian	1-0	0-0	1-0	12/20/20
Air Force	7-0	7-0	0-0	03/05/19
Akron	1-0	1-0	0-0	12/22/18
Alabama	2-4	0-0	2-4	02/25/23
Arizona State	1-0	1-0	0-0	12/07/18
Auburn	4-2	0-0	4-2	03/09/23
Austin Peay	1-0	0-0	1-0	11/12/19
Baylor	0-2	0-0	0-2	01/28/23
Boise State	7-2	7-2	0-0	02/02/19
Bradley	2-0	1-0	1-0	12/17/22
Buffalo	1-0	1-0	0-0	11/25/16
BYU	1-0	1-0	0-0	11/06/18
Cal State Fullerton	0-1	0-1	0-0	11/28/15
California Baptist	1-0	1-0	0-0	11/19/18
Central Arkansas	2-0	0-0	2-0	12/01/21
Charlotte	1-0	0-0	1-0	12/11/21
Cincinnati	2-0	1-0	1-0	11/23/21
Coastal Carolina	1-0	1-0	0-0	11/13/15
Colgate	1-0	0-0	1-0	03/19/21
Colorado State	7-1	7-1	0-0	02/02/19
Creighton	0-1	0-0	0-1	11/22/22
Davidson	1-0	1-0	0-0	11/21/17
Drake	1-0	1-0	0-0	12/12/15
Duke	0-1	0-0	0-1	03/26/22
Eastern Washington	1-0	1-0	0-0	03/21/16
Elon	1-0	0-0	1-0	12/21/21
Florida	3-2	0-1	3-1	02/18/23
Fordham	1-0	0-0	1-0	11/11/22
Fresno Pacific	1-0	1-0	0-0	12/09/15
Fresno State	6-3	6-3	0-0	02/23/19
Gardner-Webb	1-0	0-0	1-0	11/13/21
Georgia	3-1	0-0	3-1	02/21/23
Georgia Tech	1-0	0-0	1-0	11/25/19
Grand Canyon	1-0	1-0	0-0	12/09/18
Gonzaga	1-0	0-0	1-0	03/24/22
Hawai'i	1-1	1-1	0-0	11/24/17
Hofstra	0-1	0-0	0-1	12/18/21
Holy Names	1-0	1-0	0-0	11/30/15
Idaho	1-0	1-0	0-0	11/10/17
Illinois State	1-0	1-0	0-0	11/29/17
Indiana	1-0	0-0	1-0	12/29/19
Iona	1-1	1-1	0-0	11/26/16
Iowa State	0-1	0-1	0-0	03/16/17
Kansas State	1-0	0-0	1-0	11/2/21
Kentucky	3-2	0-0	3-2	03/04/23
Little Rock	1-0	0-0	1-0	12/04/21
Lipscomb	1-0	0-0	1-0	12/05/20
Little Rock	1-0	1-0	0-0	11/16/18
LSU	6-4	0-0	6-4	01/24/23
Louisville	1-0	0-0	1-0	11/21/22
Loyola-Chicago	1-1	1-1	0-0	11/28/18
Loyola Marymount	1-0	1-0	0-0	11/14/16
Ole Miss	4-0	0-0	4-0	01/21/23
Massachusetts	1-0	1-0	0-0	11/23/18
Mercer	1-0	0-0	2-0	11/09/21
Mississippi State	2-4	0-0	2-4	02/11/23
Mississippi Valley	1-0	0-0	1-0	11/25/20
Missouri	6-3	0-0	6-3	01/04/23
Montana	2-0	1-0	1-0	11/16/19
Montana State	1-0	1-0	0-0	11/15/15
Morehead State	2-1	2-1	0-0	04/01/16
New Mexico	5-3	5-3	0-0	02/09/19
New Mexico State	1-0	0-0	1-0	03/19/22
North Dakota State	1-0	0-0	1-0	11/07/22
North Texas	2-0	0-0	2-0	11/29/20

MUSSELMAN VS. ALL OPPONENTS

Opponent	Overall	at Nevada	at Arkansas	Last Meeting
Northern Iowa	1-0	0-0	1-0	11/17/21
Northern Kentucky	1-0	0-0	1-0	11/30/19
Oakland	1-0	1-0	0-0	11/23/16
Oklahoma	1-1	0-0	1-1	12/10/22
Oklahoma State	0-1	0-0	0-1	01/30/21
Oral Roberts	2-0	0-0	2-0	03/27/21
Oregon State	1-1	1-1	0-0	11/18/16
Pacific	4-0	4-0	0-0	11/09/18
Penn	1-0	0-0	1-0	11/28/21
Portland State	1-0	1-0	0-0	11/25/15
Radford	1-0	1-0	0-0	12/17/17
Rhode Island	1-0	1-0	0-0	11/13/17
Rice	1-0	0-0	1-0	11/05/19
Saint Mary's	0-1	0-1	0-0	11/11/16
San Diego State	4-7	3-7	1-0	11/23/22
San Francisco	0-1	0-1	0-0	12/23/17
San Jose State	6-0	6-0	1-0	12/03/22
Santa Clara	2-0	2-0	0-0	11/15/17
South Carolina	3-1	0-0	3-1	02/04/23
South Dakota	1-0	0-0	1-0	11/22/19
South Dakota State	2-0	1-0	1-0	11/16/22
Southern	1-0	0-0	1-0	12/09/20
Southern Cal	1-0	1-0	0-0	12/01/18
Southern Illinois	1-0	1-0	0-0	12/22/17
Tennessee	2-4	0-0	2-4	02/28/23
Texas	1-0	1-0	0-0	03/16/18
Texas A&M	4-4	0-0	4-4	02/15/23
Texas Tech	1-0	0-0	1-0	03/21/21
TCU	1-1	0-1	1-0	01/25/20
Texas Southern	1-0	0-0	1-0	11/19/19
Texas Tech	0-1	0-1	0-0	12/05/17
Towson	1-0	1-0	0-0	12/21/16
Troy	1-0	0-0	1-0	11/28/22
Tulsa	2-0	1-0	1-0	12/14/19
UC Davis	1-0	1-0	0-0	12/19/17
UC Irvine	2-0	2-0	0-0	12/02/17
UC Santa Barbara	1-0	1-0	0-0	12/22/16
UNC Greensboro	1-0	0-0	1-0	12/06/22
UNC Asheville	1-0	0-0	1-0	12/21/22
UNLV	7-2	7-2	0-0	02/27/19
UT Arlington	1-0	0-0	1-0	12/02/20
Utah	1-0	1-0	0-0	12/29/18
Utah State	7-2	7-2	0-0	03/02/19
Valparaiso	1-0	0-0	1-0	12/21/19
Vanderbilt	3-2	0-0	3-2	01/04/22
Vermont	2-0	1-0	1-0	03/17/16
Washington	1-0	1-0	0-0	12/11/16
West Virginia	1-0	0-0	1-0	01/29/22
Western Kentucky	0-1	0-0	0-1	12/07/19
Wichita State	0-1	0-1	0-0	12/22/15
Wyoming	5-1	5-1	0-0	02/16/19
Totals	203-74	110-34	93-40	

MUSSELMAN VS. CONFERENCES

American Athletic	4-0	CAA	2-1	Ohio Valley	3-1
American East	2-0	C-USA	4-1	Pac-12	5-1
ACC	3-0	Horizon League	2-0	Patriot League	1-0
Atlantic Sun	2-0	Ind./Non D-1	2-0	SEC	44-33
Atlantic 10	4-0	Ivy League	1-0	SoCon	2-0
Big East	0-1	MAAC	1-1	Southland	2-0
Big Sky	6-0	Mid-American	1-0	SWAC	3-0
Big South	4-0	MEAC	0-0	Summit League	6-0
Big Ten	1-0	Missouri Valley	8-2	Sun Belt	5-0
Big 12	6-7	Mountain West	62-21	WCC	9-2
Big West	5-2	Northeast	0-0	WAC	3-0

MUSSELMAN RECORD BREAKDOWN

OVERALL:	203-74
- AT ARKANSAS.....	93-40
Home:.....	118-14.....60-9 at Arkansas
Away:.....	50-43.....16-24 at Arkansas
Neutral:.....	35-17.....17-7 at Arkansas
CONFERENCE GAMES:	95-48
- AT ARKANSAS.....	41-30
Home:.....	59-14.....28-9 at Arkansas
Away:.....	36-34.....13-19 at Arkansas
VS RANKED TEAMS: 12-19	AS RANKED TEAM:78-25
- AT ARKANSAS..... 10-16	- AT ARKANSAS.....40-13
Home:.....	5-5 / 5-5 at Ark
Away:.....	2-9 / 2-8 at Ark
Neutral:.....	5-5 / 3-3 at Ark
Neutral:.....	22-12 / 14-7 at Ark
RECORD BY MONTH:	
November:.....	46-5.....21-1 at Arkansas
December:.....	41-12.....20-5 at Arkansas
January:.....	42-22.....19-14 at Arkansas
February:.....	41-17.....20-11 at Arkansas
March:.....	30-18.....13-7 at Arkansas
April:.....	1-0.....0-0 at Arkansas
WHEN LEADING AT HALFTIME:	156-12
at Arkansas.....	72-8
WHEN TRAILING AT HALFTIME:	44-60
at Arkansas.....	19-31
WHEN TIED AT HALFTIME:	4-1
at Arkansas.....	2-1
OUT-REBOUNDING OPP:	125-19
at Arkansas.....	55-9
BEING OUT-REBOUNDED:	67-50
at Arkansas.....	34-28
REBOUNDS ARE EVEN:	11-4
at Arkansas.....	4-3
WHEN SCORING FIRST:	120-33
at Arkansas.....	54-17
WHEN OPPONENT SCORES FIRST:	83-41
at Arkansas.....	39-23
ONE-POSSESSION GAMES:	25-18
at Arkansas.....	10-10
OVERTIME GAMES:	11-6
at Arkansas.....	5-3
GAMES DECIDED BY 1-5 PTS:	42-30
at Arkansas.....	18-16
GAMES DECIDED BY 6-10 PTS:	37-20
at Arkansas.....	22-12
GAMES DECIDED BY 11-19 PTS:	63-17
at Arkansas.....	30-9
GAMES DECIDED BY 20-PLUS PTS:	51-7
at Arkansas.....	23-3
SHOOTING 50 PERCENT OR BETTER:	66-3
at Arkansas.....	28-2
SHOOTING PCT. BETTER THAN OPP:	170-14
at Arkansas.....	81-9
SHOOTING PCT. WORSE THAN OPP:	32-59
at Arkansas.....	12-31
SHOOTING PCT. SAME AS OPP:	1-1
at Arkansas.....	0-0
OUT-SCORING OPP BENCH:	99-13
at Arkansas.....	46-12
OUT-SCORED BY OPP BENCH:	97-50
at Arkansas.....	44-26
BENCH SCORING EVEN:	7-1
at Arkansas.....	3-1

MOST POINTS BY A MUSSELMAN TEAM

NOTE: MISSING SOME RESULTS FROM RAPID CITY (CBA) AND FLORIDA (USBL)			
142	Arkansas	Mississippi Valley State	11/25/20 W, 142-62
138	LA D-Fenders	Erie BayHawks	02/06/12 W, 138-107
135	LA D-Fenders	Stockton Kings	11/28/11 W, 135-103
135	Sacramento	Charlotte Bobcats	02/28/07 W, 135-120
135	Golden State	Orlando Magic	11/16/02 W, 135-92
133	Golden State	at Milwaukee Bucks	03/08/03 L, 133-138 (OT)
132	LA D-Fenders	Rio Grande Valley Vipers	12/05/11 W, 132-126
128	Sacramento	Los Angeles Lakers	12/29/06 L, 128-132 (OT)
128	Golden State	Utah Jazz	04/08/03 W, 128-102
127	LA D-Fenders	Canton Charge	01/30/12 W, 127-87
127	Reno	Idaho Stampede	12/01/10 W, 127-117
126	Reno	Rio Grande Valley Vipers	004/20/11 L, 126-134

PLAYER GAME HIGHS:

MOST POINTS:	
at Nevada:	45 Jordan Caroline at New Mexico 01/07/17
	40 Jordan Caroline at Colorado St 02/06/19
	37 D.J. Fenner vs UNLV 02/08/17
	34 Marqueeze Coleman at Hawai'i 11/16/15
	33 Caleb Martin at Utah 12/29/18
	32 Marcus Marshall at Wyoming 01/14/17
	32 Marcus Marshall at Washington 12/11/16
	32 Tyrone Criswell vs Eastern Washington 03/21/16
	30 4x
at Arkansas:	41 Mason Jones vs Tulsa 12/14/19
	40 Mason Jones vs Auburn 02/04/20
	38 Mason Jones vs Miss State 02/15/20
	37 Mason Jones vs Tennessee 02/26/20
	36 Mason Jones vs LSU 03/04/20
	34 Mason Jones vs South Carolina 01/29/20
	34 Isaiah Joe at Ole Miss 01/11/20
	33 Isaiah Joe vs Texas Southern 11/19/19
	32 Mason Jones vs Rice 11/05/19
	31 Stanley Umude at Georgia 02/02/22
	31 JD Notae at Texas A&M 01/08/22
	30 5x - Last: JD Notae vs Kentucky 02/26/22
Season Opener: 32 Mason Jones vs Rice 11/05/19	
SEC Opener 17 Isaiah Joe & Mason Jones vs TX A&M 01/04/20	
SEC Game: 40 Mason Jones vs Auburn 02/04/20	
SEC Tourney: 28 Moses Moody vs LSU 03/13/20	
NCAA Tourney: 27, Justin Smith vs Colgate 03/19/21	
Bud Walton: 41 Mason Jones vs Tulsa 12/14/19	
Road Game: 34 Isaiah Joe at Ole Miss 01/11/20	
Neutral Site: 28 Moses Moody vs LSU 03/13/20	
Ranked Opp: 40 Mason Jones vs Auburn 02/04/20	
Frosh: 28 (4x) Moses Moody (Bama, USC, TX A&M, LSU)	
Soph: 34 Isaiah Joe at Ole Miss 01/11/20	
Junior: 41 Mason Jones vs Tulsa 12/14/19	
Senior+: 31 (2x) Notae at TX A&M and Umude at Georgia	
MOST FIELD GOALS MADE:	
at Nevada:	17 Jordan Caroline at New Mexico 01/07/17
	13 Cody Martin vs Utah State 02/17/18
	12 Jordan Caroline at UNLV 02/25/17
	12 Cameron Oliver vs Eastern Washington 03/21/16
	12 D.J. Fenner v UNLV 02/08/17
at Arkansas:	14 Jimmy Whitt Jr. vs Vanderbilt 01/15/20
	12 Jalen Graham vs Florida 02/18/23
	12 Ricky Council IV vs Troy 11/28/22
	12 Stanley Umude at Georgia 02/02/22
	12 Mason Jones vs Auburn 02/04/20
	12 Mason Jones vs Tulsa 12/14/19
	12 Mason Jones vs Rice 11/05/19
MOST 3-POINTERS MADE:	
at Nevada:	8 Marcus Marshall at UNLV 02/25/17
	7 6x
at Arkansas:	8 Mason Jones at Texas A&M 03/07/20
	7 Isaiah Joe at Ole Miss 01/11/20
	6 5x - LAST: Stanley Umude at Missouri 02/15/22
MOST FREE THROWS MADE:	
at Nevada:	15 Marcus Marshall vs Boise State 02/22/17
	15 Marqueeze Coleman vs UNLV 01/23/16
	15 Marqueeze Coleman at Hawai'i 11/16/15
	14 Jordan Caroline vs Rhode Island 11/13/17
	14 Marcus Marshall at Wyoming 01/14/17
at Arkansas:	18 Mason Jones vs Miss State 02/15/20
	16 Moses Moody vs Alabama 02/24/21
	15 Mason Jones vs South Carolina 01/29/20
	13 Anthony Black at Auburn 01/07/23
	13 JD Notae vs Kentucky 02/26/22
	12 4x - Last Chris Lykes vs Elon 12/21/21
MOST REBOUNDS:	
at Nevada:	24 Cameron Oliver vs Fresno State 02/1/16
	21 Cameron Oliver at UNLV 02/20/16
	17 Cameron Oliver vs Colorado State 03/04/17
	6x
at Arkansas:	17 Justin Smith vs Oral Roberts 12/20/20
	16 Jaylin Williams vs Tennessee 02/19/22
	16 Connor Vanover vs North Texas 11/28/20
	15 Jaylin Williams vs New Mexico St 03/19/22
	15 Jaylin Williams vs West Virginia 01/29/22
	15 Jimmy Whitt Jr. vs LSU 03/04/20
	14 Makhel Mitchell vs UNGC 12/06/22
	14 Justin Smith vs Oral Roberts 03/27/21
Season Opener: 12 Trevon Brazile vs North Dakota State 11/07/22	
SEC Opener 6 Mason Jones vs Texas A&M 01/04/20	
SEC Game: 16 Jaylin Williams vs Tennessee 02/19/22	
SEC Tourney: 11 Jaylin Williams vs LSU 03/11/22	
NCAA Tourney: 15 Jaylin Williams vs New Mexico St 03/19/22	
Bud Walton: 17 Justin Smith vs Oral Roberts 12/20/20	
Road Game: 13 Jaylin Williams at LSU 01/15/22	
Neutral Site: 15 Jaylin Williams vs New Mexico St 03/19/22	
Ranked Opp: 16 Jaylin Williams vs #16 Tennessee 02/19/22	
Frosh: 10 (6x) last Jordan Walsh at South Carolina 02/04/23	
Soph: 16 (2x) last Jaylin Williams vs Tennessee 02/19/22	
Junior: 12 Mason Jones vs South Carolina 01/29/20	
Senior+: 17 Justin Smith vs Oral Roberts 12/20/20	

MOST OFFENSIVE REBOUNDS:	
at Nevada:	11 AJ West at Pacific 11/21/15
	8 Cameron Oliver vs Fresno State 02/1/16
at Arkansas:	11 Justin Smith vs Oral Roberts 03/27/21
	10 Justin Smith vs Oral Roberts 12/12/20
	6 Au'Diese Toney vs Cincinnati 11/23/21
	6 Justin Smith vs UT Arlington 12/02/20
	6 Reggie Chaney at Missouri 02/08/20
MOST DEFENSIVE REBOUNDS:	
at Nevada:	16 Cameron Oliver vs Fresno State 02/1/16
	14 Cameron Oliver vs Colorado State 03/04/17
	14 Cameron Oliver at Wyoming 01/14/17
	13 Cameron Oliver vs Colorado State 03/11/17
	13 Cameron Oliver at Air Force 02/15/17
at Arkansas:	15 Jaylin Williams vs Tennessee 02/19/22
	15 Jaylin Williams vs West Virginia 01/29/22
	14 Makhel Mitchell vs UNGC 12/06/22
	14 Connor Vanover vs North Texas 11/28/20
	14 Jimmy Whitt Jr. vs LSU 03/04/20
	13 Jaylin Williams vs New Mexico St 03/19/22
	13 Jaylin Williams at LSU 01/15/22
MOST ASSISTS:	
at Nevada:	11 Cody Martin vs BYU 11/06/18
	11 Cody Martin vs Colorado State 02/25/18
	11 Marqueeze Coleman vs Holy Names 11/30/15
	10 Cody Martin vs Little Rock 11/16/18
	10 Cody Martin vs Pacific 11/09/18
	10 Marcus Marshall vs Colorado State 03/04/17
at Arkansas:	11 Jalen Tate vs UCA 12/12/12
	10 Jalen Tate vs Georgia 01/09/21
	9 Mason Jones at Ole Miss 01/11/20
	8 Anthony Black vs Georgia 02/22/23
	8 Anthony Black at Texas A&M 02/15/23
	8 Anthony Black vs Ole Miss 01/21/23
	8 JD Notae vs Kentucky 02/26/22
	8 Davonte Davis vs Charlotte 12/07/21
	8 Jalen Tate at Vanderbilt 01/23/21
	8 Mason Jones vs Vanderbilt 01/15/20
Season Opener: 7 Isaiah Joe vs Rice 11/05/19	
SEC Opener 5 Jalen Harris vs Texas A&M 01/04/20	
SEC Game: 10 Jalen Tate vs Georgia 01/09/21	
SEC Tourney: 6 (2x) LAST Anthony Black vs Auburn 03/09/23	
NCAA Tourney: 6 (2x) LAST JD Notae vs Gonzaga 03/12/22	
Bud Walton: 11 Jalen Tate vs Central Arkansas 12/12/12	
Road Game: 9 Mason Jones at Ole Miss 01/11/20	
Neutral Site: 6 Jalen Tate vs Oral Roberts 03/27/21	
Ranked Opp: 6 (2x) last JD Notae vs Gonzaga 03/12/22	
Frosh: 8 (3x) Anthony Black vs Ole Miss, at TX A&M and vs UGA	
Soph: 8 Davonte Davis vs Charlotte 12/07/21	
Junior: 9 Mason Jones at Ole Miss 01/11/20	
Senior+: 11 Jalen Tate vs Central Arkansas 12/12/12	
MOST STEALS:	
at Nevada:	5 Caleb Martin vs California Baptist 11/19/18
	5 Jordan Caroline at San Diego St 02/12/17
	5 Marqueeze Coleman at New Mexico 12/30/15
	4 17x
at Arkansas:	8 JD Notae vs New Mexico St 03/19/22
	7 JD Notae vs Mercer 11/09/21
	7 JD Notae vs Vanderbilt 01/04/22
	6 Jaylin Williams vs Texas A&M 01/22/22
	5 10x: last Anthony Black at Kentucky 02/07/23
Season Opener: 7 JD Notae vs Mercer 11/09/21	
SEC Opener 3 Mason Jones vs Texas A&M 01/04/20	
SEC Game: 7 JD Notae vs Vanderbilt 01/04/21	
SEC Tourney: 4 Notae vs LSU 03/11/22 & Davis vs LSU 03/13/20	
NCAA Tourney: 8 JD Notae vs New Mexico St 03/09/22	
Bud Walton: 7 JD Notae vs Mercer 11/09/21	
Road Game: 5 (2x) last JD Notae at South Carolina	
Neutral Site: 8 JD Notae vs New Mexico St 03/09/22	
Ranked Opp: 4 Desi Sills vs Auburn 02/04/20	
Frosh: 5 (2x) Anthony Black vs Ole Miss 01/21/23 / at UK 02/07/23	
Soph: 6 Jaylin Williams vs Texas A&M 01/22/22	
Junior: 5 (5x) Last Davonte Davis vs Bradley 12/17/22	
Senior+: 8 JD Notae vs New Mexico St 03/09/22	
MOST BLOCKED SHOTS:	
at Nevada:	6 Cameron Oliver vs Morehead State 04/01/16
	5 7x
at Arkansas:	7 Makhel Mitchell vs Texas A&M 01/31/23
	6 Connor Vanover vs North Texas 11/28/20
	5 Makhel Mitchell at Kentucky 02/07/23
	5 Connor Vanover at Oklahoma St. 01/30/21
	5 Connor Vanover vs Ole Miss 01/27/21
	5 Adrio Bailey vs Valpo 12/21/19
	5 Adrio Bailey vs Texas Southern 11/19/19
Season Opener: 3 Connor Vanover vs Miss Valley 11/25/20	
SEC Opener: 3 Jaylin Williams at Mississippi State 12/29/21	
SEC Game: 7 Makhel Mitchell vs Texas A&M 01/31/23	
SEC Tourney: 4 Jaylin Williams vs Tennessee 02/19/22	
NCAA Tourney: 3 Moses Moody vs Oral Roberts 03/27/21	
Bud Walton: 6 Connor Vanover vs North Texas 11/28/20	
Road Game: 5 (2x) last Makhel Mitchell at Kentucky 02/07/23	
Neutral Site: 5 Adrio Bailey vs Valpo 12/21/19	
Ranked Opp: 4 Jalen Tate vs Alabama 02/24/21	
Frosh: 4 Jaylin Williams vs LSU 02/27/21	
Soph: 6 Connor Vanover vs North Texas 11/28/20	
Junior: 3 (2x) last Ethan Henderson vs LSU 03/13/21	
Senior+: 7 Makhel Mitchell vs Texas A&M 01/31/23	

TEAM GAME HIGHS:

MOST POINTS:				
at Nevada:	119	vs Fresno State 12/09/15	W, 119-70	
	110	vs UMass 11/23/18	W, 110-87	
	108	vs Holy Names 11/30/15	W, 108-57	
	105	at New Mexico 01/07/17	W, 105-104 (OT)	
	104	vs UNLV 02/08/17	W, 104-77	
	103	at Wyoming 01/24/18	L, 103-104 (2OT)	
	102	vs Fresno State 01/31/18	W, 102-92	
	101	at UNLV 02/28/18	W, 101-75	
	100	vs Colorado State 01/23/19	W, 100-60	
at Arkansas:	142	vs Mississippi Valley 11/25/20	W, 142-62	
	101	at South Carolina 03/02/21	W, 101-73	
	100	vs Central Arkansas 12/12/12	W, 100-75	
	99	vs San Jose State 12/03/22	W, 99-58	
	99	at Georgia 02/02/22	W, 99-73	
	99	vs Georgia 01/09/21	W, 99-69	
	99	vs LSU 03/04/20	W, 99-90	

MOST FIELD GOALS MADE:				
at Nevada:	40	vs UMass 11/23/18		
	40	vs Fresno State 12/09/15		
	40	vs Holy Names 11/30/15		
	38	vs San Jose State 0/09/19		
	38	vs UNLV 02/08/17		
at Arkansas:	48	vs Mississippi Valley 11/25/20		
	40	at Georgia 02/02/22		
	40	vs Central Arkansas 12/01/21		
	40	vs Central Arkansas 12/12/20		

MOST FIELD GOALS ATTEMPTED:				
at Nevada:	80	at UNLV 02/20/16		
	77	vs Colorado State 02/25/18		
	75	at New Mexico 01/07/17		
	74	3x last vs Wyoming 01/03/18		
at Arkansas:	86	vs Mississippi Valley 11/25/20		
	77	vs Oral Roberts 12/20/20		
	76	at LSU 01/13/21		
	76	vs Central Arkansas 12/12/20		

BEST FIELD GOAL PERCENTAGE:				
at Nevada:	.615 (40-65)	vs UMass 11/23/18		
	.597 (40-67)	vs Fresno State 12/09/15		
	.597 (40-67)	vs Holy Names 11/30/15		
	.593 (32-54)	at Utah State 02/17/18		
	.589 (33-56)	vs Fresno State 01/31/18		
at Arkansas:	.638 (37-58)	vs Georgia 02/21/23		
	.627 (32-51)	at Kentucky 02/07/23		
	.627 (37-59)	vs San Jose State 12/03/22		
	.593 (35-59)	vs Oklahoma 12/12/22		
	.576 (34-59)	vs Florida 02/18/23		
	.571 (36-63)	at Vanderbilt 01/23/21		
	.569 (29-51)	vs Louisville 11/21/22		

MOST 3-POINT FIELD GOALS MADE:				
at Nevada:	17	at Pacific 11/18/17		
	15	vs Pacific 11/09/18		
	15	at Air Force 01/06/18		
	15	at Santa Clara 11/15/17		
	15	at New Mexico 01/07/17		
at Arkansas:	20	vs Mississippi Valley 11/25/20		
	15	at Georgia 02/02/22		
	15	at South Carolina 03/02/21		
	14	at Texas A&M 03/07/20		
	13	vs Gardner-Webb 11/13/21		

MOST 3-POINT FIELD GOALS ATTEMPTED:				
at Nevada:	39	vs South Dakota State 12/15/18		
	37	at Fresno State 01/12/19		
	37	vs San Jose State 02/21/18		
	34	vs San Jose State 01/09/19		
	34	at Pacific 11/18/17		
at Arkansas:	40	vs Mississippi Valley 11/25/20		
	34	vs Lipscomb 12/05/20		
	33	at South Carolina 03/02/21		
	33	vs Southern 12/09/20		
	32	at Texas A&M 03/07/20		

BEST 3-POINT FIELD GOAL PERCENTAGE:				
at Nevada:	.600 (6-10)	vs Morehead State 03/30/16		
	.588 (10-17)	at Fresno State 12/27/17		
	.579 (11-19)	vs Southern Illinois 12/22/17		
	.550 (11/20)	vs Oakland 11/23/16		
at Arkansas:	.667 (6-9)	vs TCU 01/25/20		
	.615 (8-13)	vs San Joes State 12/03/22		
	.571 (12-21)	vs Georgia 01/09/21		
	.550 (11-20)	vs Georgia 02/21/23		
	.536 (15-28)	at Georgia 02/02/22		
	.524 (11-21)	at Missouri 02/15/22		

MOST FREE THROWS MADE:				
at Nevada:	39	vs Morehead State 04/01/16		
	36	vs Rhode Island 11/13/17		
	35	vs Tulsa 11/22/18		
	31	at Wyoming 01/14/17		
at Arkansas:	36	vs LSU 03/04/20		
	29	vs Elon 12/21/21		
	28	vs West Virginia 01/29/22		
	28	at Missouri 02/08/20		

MOST FREE THROWS ATTEMPTED:				
at Nevada:	45	vs Morehead State 04/01/16		
	44	vs Rhode Island 11/13/17		
	43	at Pacific 11/21/15		
	42	vs Tulsa 11/22/18		
at Arkansas:	54	vs LSU 03/04/20		
	43	vs Alabama 02/24/21		
	40	vs South Carolina 01/29/20		
	39	at Missouri 02/08/20		
	36	at Tennessee 02/11/20		

BEST FREE THROW PERCENTAGE:				
at Nevada:	.929 (13-14)	vs Loyola-Chicago 03/22/18		
	.929 (13-14)	at Cal State Fullerton 11/28/15		
	.900 (18-20)	at Pacific 11/18/17		
at Arkansas:	1.000 (11-11)	vs Duke 03/26/22		
	.944 (17-18)	vs Oklahoma 12/11/21		
	.944 (17-18)	at LSU 01/08/20		
	.929 (13-14)	vs Mississippi State 02/02/21		
	.923 (12-13)	at South Carolina 03/02/21		
	.917 (11-12)	vs South Dakota 11/22/19		

MOST REBOUNDS:				
at Nevada:	61	at Pacific 11/21/15		
	60	vs Fresno Pacific 12/09/15		
	57	vs Fresno State 02/13/16		
	53	at UNLV 02/20/16		
	50	vs San Jose State 12/28/16		
at Arkansas:	58	Oral Roberts 12/20/20		
	58	vs Mississippi Valley 11/25/20		
	54	vs Lipscomb 12/05/20		
	47	vs UCGC 12/06/22		
	47	vs Central Arkansas 12/01/21		

MOST OFFENSIVE REBOUNDS:				
at Nevada:	25	at Pacific 11/21/15		
	19	vs Fresno Pacific 12/09/15		
	19	vs Fresno State 02/13/16		
	19	vs Florida 03/21/19		
at Arkansas:	24	vs Oral Roberts 12/20/20		
	21	at Alabama 02/12/22		
	20	at Texas A&M 01/08/22		
	20	vs Mississippi Valley 11/25/20		
	18	vs Cincinnati 11/23/21		
	18	vs Oral Roberts 03/27/21		

MOST DEFENSIVE REBOUNDS:				
at Nevada:	43	vs Fresno State 02/13/16		
	42	vs San Jose State 12/28/16		
	41	vs Fresno Pacific 12/09/15		
	40	vs Little Rock 11/16/18		
at Arkansas:	44	vs Lipscomb 12/05/20		
	39	vs UCGC 12/06/22		
	38	vs Mississippi Valley 11/25/20		
	36	vs LSU 02/27/21		
	36	vs Valparaiso 12/21/19		

MOST ASSISTS:				
at Nevada:	29	vs Holy Names 11/30/15		
	27	at Santa Clara 11/15/17		
	25	vs Illinois State 11/29/17		
	25	at New Mexico 01/07/17		
	24	vs UC Davis 12/19/17		
at Arkansas:	26	vs Georgia 02/21/23		
	26	vs Central Arkansas 12/12/20		
	26	vs Mississippi Valley 11/25/20		
	23	at Georgia 02/02/22		
	23	vs Gardner-Webb 11/13/21		
	22	vs San Jose State 12/03/22		
	22	vs Central Arkansas 12/01/21		
	22	at Vanderbilt 01/23/21		

MOST STEALS:				
at Nevada:	15	vs San Jose State 01/09/19		
	15	vs Utah State 01/02/19		
	13	at New Mexico 12/30/15		
	12	vs New Mexico 01/28/17		
at Arkansas:	16	vs Bradley 12/17/22		
	16	vs Central Arkansas 12/01/21		
	15	vs UNC Asheville 12/21/22		
	15	at Georgia Tech 11/25/19		
	14	vs South Dakota State 11/16/22		
	14	vs Texas A&M 01/22/22		
	14	vs Auburn 02/04/20		
	14	vs Rice 11/05/19		

MOST BLOCKED SHOTS:				
at Nevada:	11	at Oregon State 12/05/15		
	10	at Wyoming 01/20/16		
	10	vs Holy Names 11/30/15		
	9	vs UNLV 03/08/18		
	9	at New Mexico 01/07/17		
at Arkansas:	13	vs Texas A&M 01/31/23		
	11	vs Alabama 02/24/21		
	10	vs Elon 12/21/21		
	10	vs Texas Southern 11/19/19		
	9	vs UCGC 12/06/22		

MUSS TEAMS IN THE NCAA/CONFERENCE STATS							
	2015-16	2016-17	2017-18	2018-19	2019-20	2020-21	2021-22
3-pt FG Att	176 / 8	37 / 2	29 / 2	51 / 2	115 / 5	26 / 3	105 / 7
A-Turnover Ratio	232 / 9	13 / 1	2 / 1	15 / 1	140 / 4	103 / 2	110 / 4
Assists/Gm	220 / 9	32 / 1	27 / 2	75 / 3	226 / 10	80 / 4	116 / 7
Blocks/Gm	7 / 1	64 / 3	74 / 2	100 / 2	84 / 9	17 / 4	71 / 8
Def Reb/Gm	19 / 1	31 / 2	92 / 6	31 / 2	287 / 12	33 / 2	52 / 3
Fewest Fouls	342 / 11	105 / 3	253 / 9	184 / 6	322 / 12	329 / 13	323 / 10
Fewest TO	335 / 11	59 / 1	24 / 1	21 / 1	59 / 1	320 / 10	291 / 7
FG Pct	251 / 9	146 / 5	60 / 3	68 / 4	147 / 6	100 / 4	218 / 10
FG Pct Defense	28 / 2	120 / 7	140 / 4	42 / 3	169 / 12	70 / 5	58 / 4
FT Attempts	2 / 1	13 / 1	16 / 2	16 / 1	8 / 2	5 / 1	1 / 1
FT Made	1 / 1	24 / 2	9 / 2	17 / 1	3 / 1	2 / 1	1 / 1
FT Pct	43 / 2	159 / 6	66 / 2	167 / 6	102 / 6	68 / 4	32 / 1
Off Reb/Gm	76 / 2	132 / 3	255 / 7	205 / 6	325 / 14	44 / 8	107 / 11
Fouls/Gm	275 / 8	35 / 1	95 / 1	126 / 3	311 / 11	131 / 3	189 / 6
Reb Margin	4 / 2	72 / 1	232 / 81	97 / 3	342 / 14	56 / 3	89 / 6
Scoring Defense	177 / 5	151 / 6	191 / 6	55 / 1	185 / 9	189 / 8	145 / 9
Scoring Margin	117 / 5	39 / 1	27 / 1	9 / 1	70 / 4	24 / 1	53 / 5
Scoring Offense	113 / 5	37 / 1	18 / 2	28 / 1	56 / 5	11 / 2	50 / 4
Steals/Gm	98 / 3	26 / 2	8 / 1	172 / 4	41 / 1	48 / 4	72 / 8
3 PT FG Defense	59 / 2	18 / 2	20 / 1	113 / 3	1 / 1	174 / 9	125 / 11
3 PT FG/Game	323 / 11	33 / 2	31 / 3	74 / 3	143 / 4	169 / 5	279 / 11
3 PT FG Pct	314 / 11	42 / 1	26 / 2	155 / 6	175 / 5	198 / 7	320 / 11
3 PT FGM	251 / 9	22 / 2	15 / 2	59 / 2	129 / 4	39 / 4	182 / 7
Total Assists	112 / 2	30 / 2	10 / 1	69 / 2	251 / 10	12 / 1	40 / 4
Total Blocks	3 / 1	50 / 3	44 / 1	88 / 2	81 / 7	3 / 2	37 / 5
Total Rebounds	2 / 1	25 / 3	44 / 2	63 / 2	306 / 14	4 / 3	8 / 2
Total Rebs/Gm	18 / 1	41 / 1	171 / 6	72 / 4	322 / 14	18 / 2	50 / 5
Total Steals	40 / 3	208 / 9	85 / 2	157 / 4	34 / 1	5 / 2	25 / 6
Turnover Margin	184 / 5	169 / 7	22 / 2	22 / 1	9 / 1	58 / 2	40 / 4
Turnovers Forced	154 / 5	306 / 10	191 / 6	127 / 3	29 / 1	52 / 7	42 / 5
Fewest TO/Gm	208 / 7	26 / 2	4 / 1	13 / 1	47 / 1	151 / 3	133 / 4
W-L Pct	93 / 3	17 / 1	17 / 1	7 / 1	89 / 5	17 / 2	36 / 4

3 PT PCT	.667 (12-18) .600 (6-10) .591 (13-22) .556 (10-18) .538 (14-26)	at Tennessee 03/05/22 vs Mississippi State 02/11/23 vs Oklahoma 12/11/21 at Vanderbilt 01/14/23 at Kentucky 02/09/21
FT MADE	34 30 29 28	at Missouri 02/08/20 at Missouri 01/18/23 at Vanderbilt 01/14/23 vs Missouri 01/02/21
FT ATTEMPTS	44 40 39 36 36	at Missouri 02/08/20 at Missouri 01/18/23 vs Missouri 01/02/21 at Vanderbilt 01/14/23 vs Alabama 01/11/23
FT PCT	1.000 (13-13) 1.000 (14-14) .962 (25-26) .950 (19-20) .947 (18-19)	at Ole Miss 01/26/22 vs Florida 02/16/21 at Ole Miss 01/11/20 vs Texas A&M 10/12/22 vs LSU 03/02/22
REBOUNDS	60 53 52 51	vs Auburn 02/08/22 at LSU 01/08/20 at Missouri 02/08/20 vs Missouri 01/02/21
OFF REB	24 24 23 22	vs Texas A&M 01/31/23 vs Auburn 02/08/22 at LSU 01/08/20 vs LSU 03/02/22
DEF REB	41 37 36 35	vs Missouri 01/02/21 at Georgia Tech 11/25/19 vs Auburn 02/08/22 vs Kentucky 01/18/20
ASSISTS	18 18 18 18 18 17	at Tennessee 02/28/23 vs Texas A&M 03/12/22 vs Oklahoma 12/11/21 at Kentucky 02/09/21 at Alabama 01/16/21 9x LAST vs Creighton 11/22/22
STEALS	13 12 12 12 11	at Missouri 01/18/23 vs Auburn 03/09/23 at Mississippi State 12/29/21 at Alabama 01/16/21 2x - LAST at Tennessee 02/28/23
BLOCKS	9 9 9 7	at Texas A&M 01/08/22 vs Auburn 01/20/21 at Tennessee 01/06/21 3x - LAST: at Auburn 01/07/23
TURNOVERS	30 27 27 26	vs Fordham 11/11/22 vs Bradley 12/17/22 vs Rice 11/05/19 vs Mississippi State 02/02/21
FOULS	35 33 32 31	vs LSU 03/04/20 vs South Carolina 01/29/20 vs Alabama 02/24/21 at Kentucky 02/07/23

ARK TEAM GAME LOWS (w/Muss):

FEWEST PTS	53 56 57 57 58 59 59 59	vs New Mexico State 03/19/22 at Texas A&M 02/15/23 at Tennessee 02/28/23 at LSU 12/28/22 vs Tennessee 02/19/22 at Auburn 09/10/23 at Alabama 01/16/21 at Florida 02/18/20
FEWEST FG	14 15 18 18 18	vs New Mexico State 03/19/22 at Tennessee 02/11/20 at Tennessee 02/28/23 vs UCG 12/06/22 vs Tennessee 02/19/22
FEWEST FGA	45 46 48 49 49 50	vs North Texas 11/12/19 vs Austin Peay 12/03/19 vs Mississippi State 02/11/23 at Tennessee 02/28/23 at Tennessee 02/11/20 3x in 2022-23 - LAST vs Auburn 03/09/23
LOWEST FG%	.275 (14-51) .268 (19-71) .305 (18-59) .306 (15-49) .314 (22-70)	vs New Mexico State 03/19/22 vs Missouri 01/02/21 vs Tennessee 02/19/22 at Tennessee 02/11/20 at Alabama 02/12/22
FEWEST 3PT FG	0 1 2 2 2 2 2 2	vs South Carolina 01/18/22 vs Oral Roberts 03/27/21 vs Florida 02/18/23 vs Alabama 01/11/23 at Auburn 01/07/23 vs San Diego State 11/23/22 vs Fordham 11/11/22 vs Mississippi State 02/02/21
FEWEST 3 FGA	9 9 9 10 10 10 10	at Kentucky 02/07/23 vs Oral Roberts 03/27/21 vs TCU 01/25/20 at Alabama 02/25/23 vs Florida 02/18/23 vs Alabama 01/11/23

LOWEST 3 PT%	.000 (0-11) .111 (1-9) .125 (2-16) .125 (2-16) .118 (2-7) .136 (3-22)	vs South Carolina 01/18/22 vs Oral Roberts 03/27/21 at Auburn 01/07/23 vs Fordham 11/11/22 vs Mississippi State 02/02/21 vs Kansas State 11/22/21
FEWEST FT	4 4 5 6	at Georgia 02/02/22 at Oklahoma State 01/30/21 at LSU 12/28/22 at Mississippi State 01/22/20
FEWEST FTA	7 7 8 8	at Georgia 02/02/22 at Oklahoma State 01/30/21 at Ole Miss 01/26/22 vs Central Arkansas 12/12/20
LOWEST FT%	.471 (8-17) .500 (7-14) .500 (5-10) .500 (13-26) .529 (9-17) .533 (8-15) .533 (8-15)	vs Southern 12/09/20 at Texas A&M 02/15/23 at LSU 12/28/22 vs Central Arkansas 12/01/21 vs Ole Miss 01/21/23 vs South Dakota State 11/16/22 vs Vanderbilt 01/15/20
FEWEST REBS	23 24 24 25 25	vs Missouri 02/22/20 vs North Texas 11/12/19 at LSU 01/08/20 vs Duke 03/26/22 at Texas A&M 03/07/20
FEWEST OFF REB	2 3 3 3 4	vs Missouri 02/22/20 vs New Mexico State 03/19/22 at LSU 01/08/20 at Georgia Tech 11/25/19 3x - LAST: vs Georgia 02/21/23
FEWEST DEF REB	15 17 17 18 18 18	at Florida 02/18/20 vs Oklahoma 12/10/22 vs Duke 03/26/22 vs Kentucky 03/04/23 at Tennessee 02/11/20 vs TCU 01/25/20
FEWEST ASSISTS	4 4 6 6 7 7 7	at Texas A&M 02/15/23 vs Troy 11/28/22 at Alabama 02/25/23 at Tennessee 02/11/20 at LSU 12/28/22 vs Kansas State 11/22/21 vs Missouri 01/02/21 at Alabama 02/01/20
FEWEST STEALS	0 2 2 2 3 4	vs Texas Tech 03/21/21 vs New Mexico State 03/19/22 at Tennessee 01/06/21 at Vanderbilt 01/14/23 6x - LAST: at Baylor 01/28/23
FEWEST BLOCKS	0 1 1 1 1 1 1	at Alabama 02/12/22 vs New Mexico State 03/19/22 vs Texas Tech 03/21/21 vs Georgia 01/09/21 vs Northern Kentucky 11/30/19 vs South Carolina 01/29/20 vs Mississippi State 02/15/20 at Florida 02/18/20
FEWEST TO	5 5 5 6 6 6 6	vs New Mexico State 03/19/22 vs Northern Iowa 11/17/21 vs LSU 03/04/20 vs Kentucky 03/04/23 at Florida 02/22/22 vs Mississippi State 02/05/22 at Kentucky 02/09/21 at Georgia 02/29/20
FOULS	6 10 12 12 12 12	vs Mercer 11/09/21 vs Southern 12/09/20 vs Florida 02/18/23 vs Oklahoma 12/10/22 vs Mississippi Valley 11/25/20

OPP GAME LOWS (w/Muss at ARK):

FEWEST PTS	40 43 43 43 44	vs LSU 01/24/23 vs Missouri 01/12/22 vs Rice 11/05/19 vs North Texas 11/12/19 vs Southern 12/09/20
FEWEST FG	14 14 15 15 16 16 16	vs LSU 01/24/23 vs Missouri 01/12/22 vs Mississippi State 02/02/21 vs Lipscomb 12/05/20 vs Tennessee 02/19/22 vs Rice 11/05/19
FEWEST FGA	44 45 45 45 46	vs Louisville 11/21/22 vs Bradley 12/17/22 vs Fordham 11/11/22 vs Texas A&M 01/04/20 at Florida 02/18/20
LOWEST FG%	.254 (15-59) .259 (14-54) .271 (16-59) .286 (18-63) .286 (16-56) .292 (14-48)	vs Lipscomb 12/05/20 vs LSU 01/24/23 vs Tennessee 02/19/22 vs Southern 12/09/20 vs Rice 11/05/19 vs Missouri 01/12/22

FEWEST 3PT FG	1 1 1 2	vs LSU 01/24/23 vs Ole Miss 01/27/21 vs Southern 12/09/20 9x - LAST: vs UNC Asheville 12/21/22
FEWEST 3 FGA	7 9 10 11	vs Mississippi State 02/15/20 vs LSU 01/24/23 vs Duke 03/26/22 vs Texas Southern 11/19/19
LOWEST 3 PT%	.063 (1-16) .077 (1-13) .080 (2-25) .111 (1-9) .111 (2-18) .118 (2-17) .125 (2-16) .125 (2-16)	vs Ole Miss 01/27/21 vs Southern 12/09/20 vs Rice 11/05/19 vs LSU 01/24/23 vs San Diego State 11/23/22 vs North Texas 11/12/19 vs Missouri 01/12/22 vs Montana 11/16/19
FEWEST FT	3 3 5 6 6 6	vs Alabama 02/24/21 vs Mississippi Valley 11/25/20 vs Elon 12/21/21 vs Ole Miss 01/21/23 at LSU 12/28/22 vs San Jose State 12/03/22 vs New Mexico State 03/19/22 vs LSU 02/27/21
FEWEST FTA	3 6 9 9 10	vs Alabama 02/24/21 vs Mississippi Valley 11/25/20 vs Elon 12/21/21 vs Oklahoma 12/10/22 3x LAST vs New Mexico State 03/19/22
LOWEST FT%	.375 (3-8) .462 (6-13) .467 (7-15) .471 (8-17) .500 (6-12) .500 (9-18) .500 (12-24) .500 (6-12) .500 (9-18)	vs Alabama 02/24/21 vs Ole Miss 01/21/23 vs Central Arkansas 12/01/21 vs Auburn 02/08/22 at LSU 12/28/22 vs UNC Asheville 12/21/22 vs South Carolina 01/18/22 vs LSU 02/27/21 at Indiana 12/29/19
FEWEST REBS	19 21 22 23 23 25	vs Auburn 03/09/23 vs Charlotte 12/01/21 vs Mercer 11/09/21 at Missouri 01/18/23 vs Missouri 01/04/23 vs Florida 02/18/23
FEWEST OFF REBS	4 4 4 4 5	vs Charlotte 12/01/21 vs Mercer 11/09/21 vs Mississippi State 02/15/20 vs Vanderbilt 01/15/20 7x - LAST: vs New Mexico State 03/19/22
FEWEST DEF REBS	13 14 16 17 17 18	vs Auburn 03/09/23 vs Missouri 01/04/23 at Missouri 01/18/23 vs Florida 02/18/23 vs Charlotte 12/01/21 3x LAST - vs San Jose State 12/03/22
FEWEST ASSISTS	4 5 5 6 6 6 6 6	vs Louisville 11/21/22 at Baylor 01/28/23 vs Southern 12/09/20 vs Georgia 02/21/23 vs LSU 01/24/23 vs Florida 02/16/21 at Ole Miss 01/11/20 at Missouri 02/08/20
FEWEST STEALS	0 1 1 1 1 1 2	vs Vanderbilt 01/15/20 vs Vermont 03/19/22 vs Cincinnati 11/23/21 at Kentucky 02/09/21 at LSU 01/08/20 3x: LAST vs Mississippi State 02/05/22
FEWEST BLKS	0 0 0 0 0 0 0 1	vs Fordham 11/11/22 vs Hofstra 12/18/21 vs Georgia 01/09/21 vs Southern 12/09/20 vs North Texas 11/12/19 vs Austin Peay 12/03/19 15x - LAST: vs Georgia 02/21/23
FEWEST TO	5 6 7 8 8 8	at Tennessee 01/06/21 vs Vermont 03/19/22 vs Lipscomb 12/05/20 at Baylor 01/28/23 at Auburn 01/07/23 vs LSU 02/27/21
FEWEST FOULS	12 12 14	at Tennessee 01/06/21 vs Central Arkansas 12/12/20 6x - LAST: at Georgia 02/02/22

IN HIS FIRST SEVEN YEARS AS A COLLEGIATE HEAD COACH

- » Twice led the NCAA in Free Throws Made (2016 and 2022).
- » Led the NCAA in Free Throw Attempts (2022)
- » Led the NCAA in 3-pt FG Pct Defense (2020)
- » Ranked 1st (4x) or 2nd (3x) seven times in the league in FT Made
- » Ranked 1st (5x) or 2nd (2x) seven times in the league in FT Attempts
- » 7x - Ranked among NCAA top 25 in FT Made AND FT Attempts
- » 4x - Led the league in Scoring Margin (2017, '18, '19, '21)
- » 4x - Led the league in Fewest Turnovers (2017, '18, '19, '20)
- » 3x - Led the league in Overall W-L Percentage (2017, '18, '19)
- » 3x - Led the league in Assist-To-TO Ratio (2017, '18, '19)
- » 3x - In NCAA top 20 in 3PTFG% Defense (2017, '18, '20)

OTHER TEAM HIGHLIGHTS

- » 2nd in the NCAA in Assist-To-TO Ratio (2018)
- » 2nd in the NCAA in Total Rebounds (2016)
- » 2nd in the NCAA in Free Throws Made (2021)
- » 3rd in the NCAA in Total Blocked Shots (2016)
- » 4th in the NCAA in Rebound Margin (2016)
- » 4th in the NCAA in Fewest TO Per Gm (2018)
- » 7th in the NCAA in Blocks Per Game (2016)
- » 8th in the NCAA in Total Rebounds (2022)
- » 9th in the NCAA in Scoring Margin (2019)
- » 9th in the NCAA in Turnover Margin (2020)
- » 10th in the NCAA in Total Assists (2018)

PLAYER HIGHLIGHTS

- » 10 Players in the NBA in 8 yrs as college coach
- » 4x - Players led his league in 3-PT FG Made AND 3-PT FG Attempts
- » 3x - Player led his league in points scored
- » 4 All-Americans
(Caleb Martin 2x, Mason Jones, Moses Moody, JD Notae)
- » 19 All-Conference Honors
- » 6 All-Defensive Team Honors
- » 3 Conference Newcomers of the Year
- » 2 Conference 6th Man Award
- » 2 Conference Players of the Year
- » 2 Conference Freshman of the Year
- » 1 Conference Defensive Player of the Year

MUSSELMAN MILESTONE WINS

OVERALL

1	11/13/15	vs Coastal Carolina (Honolulu, Hawaii)	73-56
100	01/24/19	Colorado State (Reno, Nev.)	100-60
200	02/07/23	at Kentucky (Lexington, Ky.)	88-73

AT ARKANSAS

1	11/05/19	Rice (Fayetteville, Ark.)	91-43
50	11/23/21	vs Cincinnati (Kansas City, Mo.)	73-67

MUSSELMAN PLAYERS OF NOTE

CODY MARTIN

NEVADA

- Charlotte Hornets (Free Agent) • 2019-pres.
- 2x All-Mountain West (2018 and 2019)

CALEB MARTIN

NEVADA

- Hornets (2019 2nd Rd / 36th pick) • Heat 2021-pres.
- 2x First Team All-America (2018 and 2019)

JORDAN CAROLINE

NEVADA

- 3x First Team All-Mountain West (2018 and 2019)

CAM OLIVER

NEVADA

- Rockets (2021 Free Agent)
- Led Australian NBL in rebounding in 2020

JALEN HARRIS

NEVADA

- Toronto Raptors (2nd Rd / 59th pick) • 2020

ISAIAH JOE

ARKANSAS

- 76ers (2nd Rd • 49th pick) 2020-22; Thunder 2022-pres.

MASON JONES

ARKANSAS

- Rockets & 76ers (2021 Free Agent) • G League 2022-pres
- 2020 All-American & 2020 SEC Player of the Year

MOSES MOODY

ARKANSAS

- Golden State Warriors (1st Rd • 14th pick) • 2021
- 1st "one-and-done" in Arkansas history
- 2021 All-American & 2021 SEC Freshman of the Year

JD NOTAE

ARKANSAS

- 2021 Bleacher Report's National & SEC 6th Man of the Year
- 2022 All-American and consensus 1st team All-SEC

STANLEY UMUDE

ARKANSAS

- Detroit Pistons (2023 free agent)

JAYLIN WILLIAMS

ARKANSAS

- OKC Thunder (2nd Rd • 34th pick)
- 1st team All-SEC / Defensive All-SEC

BEST WINNING PERCENTAGE

active NCAA Division I head coaches
(min 5 yrs • Division I wins • Thru Mar. 9)

1	Mark Few, Gonzaga	685-134	.836	24 yrs
2	Bill Self, Kansas	785-235	.770	30 yrs
3	John Calipari, Kentucky	789-249	.760	31 yrs
4	Brian Dutcher, San Diego St.	144-46	.758	6 yrs
5	Chris Jans, Mississippi State	164-55	.749	7 yrs
6	ERIC MUSSELMAN, ARKANSAS	203-74	.733	8 yrs
7	Thad Matta, Butler	453-172	.725	18 yrs
8	Tony Bennett, Virginia	409-156	.724	17 yrs
9	Darian DeVries, Drake	122-47	.722	5 yrs
10	Bob Richley, Furman	138-54	.719	7 yrs



MUSSELMAN RECORD • POINTS SCORED

Scoring Below 50 Points:	0-0
- At Arkansas	0-0
Home:	0-0
Away:	0-0
Neutral:	0-0
Scoring 50-59 Points:	1-13
- At Arkansas:	1-5
Home:	0-1
Away:	0-10
Neutral:	1-2
Scoring 60-69 Points:	24-23
- At Arkansas	16-12
Home:	14-6
Away:	6-11
Neutral:	4-6
Scoring 70-79 Points:	72-25
- At Arkansas	34-14
Home:	41-6
Away:	15-14
Neutral:	16-5
Scoring 80-89 Points:	67-8
- At Arkansas	25-6
Home:	39-0
Away:	17-5
Neutral:	11-3
Scoring 90-99 Points:	27-1
- At Arkansas	12-0
Home:	17-0
Away:	9-1
Neutral:	1-0
Scoring 100 or More Points:	11-1
- At Arkansas	3-0
Home:	7-0
Away:	3-1
Neutral:	1-0

MUSSELMAN RECORD • POINTS ALLOWED

Opponent Scores Below 50 Points:	12-0
- At Arkansas	10-0
Home:	10-0
Away:	1-0
Neutral:	1-0
Opponent Scores 50-59 Points:	39-1
- At Arkansas	21-0
Home:	27-1
Away:	9-0
Neutral:	3-0
Opponent Scores 60-69 Points:	75-10
- At Arkansas	31-4
Home:	46-0
Away:	13-6
Neutral:	16-4
Opponent Scores 70-79 Points:	57-26
- At Arkansas	25-16
Home:	29-7
Away:	17-15
Neutral:	11-4
Opponent Scores 80-89 Points:	18-24
- At Arkansas	5-14
Home:	7-5
Away:	8-14
Neutral:	3-5
Opponent Scores 90-99 Points:	2-8
- At Arkansas	1-5
Home:	2-2
Away:	0-4
Neutral:	0-2
Opponent Scores 100 or More Points:	1-2
- At Arkansas	0-0
Home:	0-0
Away:	1-2
Neutral:	0-0

0 ANTHONY BLACK

G | Fr. | 6-7 | 198 | Duncanville, Texas | Duncanville HS

@AnthonyBlack24_

@xanthonyblack

Including 2022-23, has **FOUR** years of collegiate eligibility
Major: TBA (Arts & Sciences)
Born on Jan. 20, 2004 in Las Colinas, Texas
The son of Terry and Jennifer Black



• Was listed as the **#1** high school point guard in the nation by 247Sports ... Member of gold-medal-winning **USA Basketball Men's U18 National Team** for the 2022 FIBA Americas U18 Championship (Tijuana, Mexico) and member of **USA Basketball's 2022 USA Nike Hoop Summit Team** ... Played in the McDonald's All-American and Iverson Classic games.

• ALL-SEC 2nd Team (coaches) and SEC ALL-FRESHMAN TEAM

• KYLE MACY NATIONAL FRESHMAN OF THE YEAR FINALIST

• Named the **CBS Sports/USBWA National Freshman of the Week (Nov. 22)** for his early-season play through Louisville at Maui

• Named **SEC co-Freshman of the Week (Nov. 28)** for his play at Maui

• **1 of 2 PLAYERS IN THE SEC TOP 30 IN: Scoring • Rebounding • Assists • Steals** (with Mizzou's Kobe Brown)

BLACK: **2nd in assists** (4.22) • **3rd in steals** (1.97) • 20th in scoring (12.97) • 23rd in rebounds (5.13)

• **LEADS THE SEC IN MINUTES: (34:43)** ... Has played all 40 minutes in regulation **3x** and all 20 minutes of a half **19x**.

• **Lost his SEC minutes lead as he only played 16:17 at Alabama due to foul trouble but still led the team with three steals**

2022-23 HIGHLIGHTS:

• Named to the 5-man Maui Jim **MAUI INVITATIONAL ALL-TOURNAMENT TEAM** as well as being named **SEC co-FRESHMAN OF THE WEEK**... Led all scorers (22.3 ppg) at Maui ... **Versus Louisville, scored a career-high 26 points** (9-of-11 FG; 3-5 3PT and 5-of-5 FT) with a **season-high six assists** ... **Versus Creighton, matched his career-high with 26 points** (10-of-18 FG; 1-3 3PT and 5-of-6 FT) with six assists and leading the team with six rebounds ... Added 15 points **versus San Diego State**, making **career highs in FT (9) and FTA (10)**.

• TROY: Played all 40 minutes and recorded a season-high 8 rebounds, while scoring 14 points.

• BRADLEY: Attempted a season-high 11 free throws (making seven) and led the team in assists (4) and blocked shots (2).

• @ LSU: Played all 40 minutes and stuffed the stat sheet with seven points, eight rebounds and four assists with just two turnovers.

• @ AUBURN: Scored a game-high 23 points, going 13-of-16 at the free throw line ... **The 13 FT made is 2nd-most by an SEC player in a game this season** and 16 attempts is second-most ... Added seven rebounds and four assists.

• @ MISSOURI: Nearly recorded a triple-double with 15 points, eight rebounds and a then career-high seven assists ... Added two steals and a blocked shot ... **Eight rebounds tied his career high**.

• OLE MISS: Led Arkansas with 17 points and posted **career highs in assists (8) and steals (5)** ... Scored 11 of the 17 and had four of his five steals in the second half as Arkansas grabbed a 21-point lead.

• LSU: **Tied his career high making 3 3-pointers** (3-of-5) to score 14 points with seven rebounds, three assists and three steals.

• @ BAYLOR: Despite an early knee injury, gutted out a 7-point, 6-rebound, 3-assist performance.

• TEXAS A&M: Had 11 points and **seven assists** with two steals

• @ SOUTH CAROLINA: **Scored five of Arkansas' final seven points** in the 2-point win with a crucial defensive board leading to two free throws to go up one (60-59) with 2:43 left, a layup to go up one (64-63), a defensive rebound with 32 seconds left, a defensive rebound with two seconds left that led to a free throw and 65-63 win.

• @ KENTUCKY: Scored 19 points - including 12 in the second half - with five assists and a **career-high tying five steals** ... Had three dunks, including a highlight reel alley-oop in the first half and back-to-back dunks off back-to-back steals on UK's first and second possessions of the second half.

• MISS STATE: Scored a game-high 23 points with five rebounds, five assists and three steals ... Snapped a 4-game, 0-for streak from 3-point range (0-for-7) by going 2-of-5 from deep.

• @ TEXAS A&M: **Tied his career high with eight assists** (just 3 TO) ... Added nine points.

• @ GEORGIA: **For the third time, tied his career high with eight assists** (with ZERO TO) ... Added 10 points (5-of-7) with four rebounds and two steals.

• @ TENNESSEE: Led Arkansas with 13 points (6-of-9 FG, 1-2 3PT) and added five rebounds.

• KENTUCKY: Led Arkansas with 8 rebounds - tying his career high for a fourth time this season - adding 14 points and four assists,

• vs AUBURN (SEC): Led Arkansas with 19 points (6-of-10 FG; 7-9 FT) with six rebounds and six assists ... Added two steals.



NATIONAL RECRUITING RANKINGS

• **#8** on the SI99 All-American list

• 247Sports ***** **#14** nation **#1 PG**

• ESPN ***** **#15** nation **#8 SF**

• 247Composite ***** **#17** nation **#2 PG**

• Rivals ***** **#19** nation **#5 SG**

• Led ARK in Pts: 7

• Led ARK in Rebs: 2

• Led ARK in Assists: 21

• Led ARK in Steals: 16

• Led ARK in Blocked Shots: 5

• Double-figure Pts: 22

• Double-figure Rebs: 0

• 20-pt gms - 30-pt gms: 4 - 0

• Gms with a 3PT Made: 17

• Gms with 3+ 3PT Made: 2

• Gms with 3+ Assists: 25

• Gms with 3+ Steals: 8

• Gms with 3+ Blks: 0

• Gms with 5+ Rebs: 21

ANTHONY BLACK 2022-23 GAME STATS

Opponent	Date	GS	Min	FG	FGA	Pct	3FG	3A	Pct	FT	FTA	Pct	O	D	Tot	Avg	PF	FO	A	TO	Blk	Stl	Pts	Avg
NORTH DAKOTA ST.	11/07/22	*	30	1	7	.143	0	0	.000	1	2	.500	0	7	7	7.0	3	0	3	2	1	3	3	3.0
FORDHAM	11/11/22	*	24	3	8	.375	1	6	.167	3	4	.750	2	4	6	6.5	2	0	0	4	1	2	10	6.5
SOUTH DAKOTA ST.	11/16/22	*	30	2	3	.667	1	2	.500	0	0	.000	1	4	5	6.0	1	0	5	2	0	4	5	6.0
vs Louisville	11/21/22	*	35	9	11	.818	3	5	.600	5	5	1.000	1	2	3	5.3	3	0	6	4	0	2	26	11.0
vs Creighton	11/22/22	*	38	10	18	.556	1	3	.333	5	7	.714	3	3	6	5.4	3	0	6	3	0	2	26	14.0
vs San Diego St.	11/23/22	*	39	3	11	.273	0	2	.000	9	10	.900	1	4	5	5.3	2	0	1	4	0	1	15	14.2
TROY	11/28/22	*	40	5	8	.625	2	4	.500	2	4	.500	1	7	8	5.7	1	0	3	3	1	2	14	14.1
SAN JOSE ST.	12/03/22	*	32	3	5	.600	1	1	1.000	1	1	1.000	1	3	4	5.5	2	0	6	2	0	0	8	13.4
UNC GREENSBORO	12/06/22	*	33	4	8	.500	2	4	.500	1	3	.333	1	4	5	5.4	3	0	2	1	1	0	11	13.1
vs Oklahoma	12/10/22	*	35	4	4	1.000	0	0	.000	0	0	.000	1	3	4	5.3	1	0	5	5	1	2	8	12.6
vs Bradley	12/17/22	*	38	4	7	.571	0	1	.000	7	11	.636	1	2	3	5.1	1	0	4	2	2	2	15	12.8
UNC ASHEVILLE	12/21/22	*	25	2	7	.286	2	5	.400	4	6	.667	0	3	3	4.9	3	0	3	2	0	2	10	12.6
at LSU	12/28/22	*	40	3	8	.375	0	3	.000	1	2	.500	4	4	8	5.2	1	0	4	2	0	1	7	12.2
MISSOURI	01/04/23	*	40	2	7	.286	1	4	.250	1	2	.500	0	2	2	4.9	1	0	5	4	1	1	6	11.7
at Auburn	01/07/23	*	30	5	11	.455	0	3	.000	13	16	.813	3	4	7	5.1	4	0	4	4	1	1	23	12.5
ALABAMA	01/11/23	*	33	2	12	.167	0	3	.000	1	5	.200	2	3	5	5.1	5	1	1	4	0	1	5	12.0
at Vanderbilt	01/14/23	*	39	7	15	.467	2	4	.500	2	4	.500	2	4	6	5.1	3	0	3	4	1	0	18	12.4
at Missouri	01/18/23	*	39	4	9	.444	1	3	.333	6	6	1.000	2	6	8	5.3	3	0	7	5	1	2	15	12.5
OLE MISS	01/21/23	*	37	7	17	.412	0	1	.000	3	6	.500	1	2	3	5.2	3	0	8	2	0	5	17	12.7
LSU	01/24/23	*	37	3	9	.333	3	5	.600	5	6	.833	2	5	7	5.3	3	0	3	3	0	3	14	12.8
at Baylor	01/28/23	*	36	3	7	.429	0	2	.000	1	1	1.000	1	5	6	5.3	0	0	3	2	0	1	7	12.5
TEXAS A&M	01/31/23	*	38	2	4	.500	0	1	.000	7	9	.778	1	4	5	5.3	3	0	7	4	0	2	11	12.5
at South Carolina	02/04/23	*	40	4	10	.400	0	1	.000	5	7	.714	1	5	6	5.3	3	0	4	2	2	1	13	12.5
at Kentucky	02/07/23	*	38	8	15	.533	0	3	.000	3	4	.750	0	4	4	5.3	3	0	5	6	1	5	19	12.8
MISSISSIPPI ST.	02/11/23	*	39	8	13	.615	2	5	.400	5	6	.833	1	4	5	5.2	3	0	5	4	1	3	23	13.2
at Texas A&M	02/15/23	*	38	3	8	.375	1	2	.500	2	3	.667	0	3	3	5.2	4	0	8	3	0	2	9	13.0
FLORIDA	02/18/23	*	35	3	6	.500	1	1	1.000	7	8	.875	0	5	5	5.1	1	0	3	4	0	3	14	13.0
GEORGIA	02/21/23	*	31	5	7	.714	0	1	.000	0	2	.000	0	4	4	5.1	2	0	8	0	0	2	10	12.9
at Alabama	02/25/23	*	16	2	7	.286	0	1	.000	3	4	.750	1	1	2	5.0	5	1	2	3	0	3	7	12.7
at Tennessee	02/28/23	*	34	6	9	.667	1	2	.500	0	2	.000	3	2	5	5.0	1	0	1	6	0	2	13	12.7
KENTUCKY	03/04/23	*	34	3	10	.300	1	3	.333	7	12	.583	2	6	8	5.1	3	0	4	1	1	1	14	12.8
vs Auburn	03/09/23	*	37	6	10	.600	0	2	.000	7	9	.778	3	3	6	5.1	4	0	6	5	0	2	19	13.0
Totals		32	1110	136	291	.467	26	83	.313	117	167	.701	42	122	164	5.1	80	2	135	102	16	63	415	13.0

BLACKS' PERSONAL BESTS

POINTS
Season: 26 (2x) LAST vs Creighton (11/22/22)
SEC: 23 (2x) LAST vs Miss State (02/11/23)

FG MADE
Season: 10 vs Creighton (11/22/22)
SEC: 8 vs Miss State (02/11/23)

FG ATTEMPTED
Season: 18 vs Creighton (11/22/22)
SEC: 17 vs Ole Miss (01/21/23)

3-POINT FG MADE
Season: 3 (2x) vs LSU (01/24/23)
SEC: 3 vs LSU (01/24/23)

3-PT FG ATTEMPTS
Season: 6 vs Fordham (11/11/22)
SEC: 5 (2x) LAST vs Miss State (02/11/23)

FT MADE
Season: 13 at Auburn (01/07/23)
SEC: 13 at Auburn (01/07/23)

FT ATTEMPTED
Season: 16 at Auburn (01/07/23)
SEC: 16 at Auburn (01/07/23)

REBOUNDS
Season: 8 (4x) LAST vs Kentucky (03/04/23)
SEC: 8 (3x) LAST vs Kentucky (03/04/23)

ASSISTS
Season: 8 (3x) LAST vs Georgia (02/21/23)
SEC: 8 (3x) LAST vs Georgia (02/21/23)

STEALS
Season: 5 (2x) LAST at Kentucky (02/07/23)
SEC: 5 (2x) LAST at Kentucky (02/07/23)

BLOCKED SHOTS
Season: 2 vs Bradley (12/17/22)
SEC: 1 (6x) LAST vs Kentucky (03/04/23)

MINUTES
Season: 40:00 (3x) LAST at S. Carolina (02/04/23)
SEC: 40:00 (2x) LAST at S. Carolina (02/04/23)

ANTHONY BLACK CAREER STATISTICS

Year	GP	GS	Min	Avg	FG	FGA	Pct	3FG	3FGA	Pct	FT	FTA	Pct	Off	Def	Tot	Avg	PF	FO	Ast	TO	Blk	Stl	Pts	Avg
2022-23	32	32	1110	34.7	136	291	.467	26	83	.313	117	167	.701	42	122	164	5.1	80	2	135	102	16	63	415	13.0

1 RICKY COUNCIL IV

G | Jr. | 6-6 | 205 | Durham, N.C. | Southern Durham HS / Wichita State

@rickythe4th
@c4_hoops

Including 2022-23, has **THREE** years of collegiate eligibility
Major: Recreation & Sport Management
Born on Aug. 3, 2001 in Durham, N.C.
The son of Rick and Ruth Council – has 2 older brothers, Ricky II & Ricky III



DOUBLE-DOUBLES (2)

SOPHOMORE (at WSU) (2)
02/02/22 • TULANE 12 pts 15 reb
02/20/22 • HOUSTON 17 Pts 10 reb



- **ALL-SEC 2nd Team (coaches and AP)**
- **NAMED THE TO MIDSEASON USBWA OSCAR ROBERTSON TROPHY WATCH LIST**

- **Has scored 20-plus 10x this year (14 in his career) ... Has scored in double digits in 28 of 32 games this year**
- **IN THE SEC: SECOND IN THE SEC IN MINUTES (34:17) • 5TH IN SCORING (16.25)**
 - Has played all 40 minutes in regulation **5x** and all 20 minutes of a half **21x**.
- **SEC PLAYER OF THE WEEK (Dec. 5) ... Averaged 22.0 points (70% FG and 8-8 FT) in wins over Troy & San Jose State**

2022-23 HIGHLIGHTS:

- **FORDHAM:** Led the team in scoring (15 points) ... For the first time in his career, saw action at point guard and responded with a **career-high seven assists**.
- **LOUISVILLE:** Had 15 points while **tying his career high with four steals and making 3 3-pointers**.
- **CREIGHTON:** Scored 24 points, attempting a career-high 19 shots, while playing all 40 minutes.
- **SAN DIEGO STATE:** Played 41:03 in the overtime win ... Scored 18 of his 19 points after halftime, including five of the Hogs' 1 overtime points.
- **SEC PLAYER OF THE WEEK (Dec. 5):** **Versus Troy**, scored a **game-high 27 (also his second-best career effort)** ... Had 19 points in the second half as Arkansas erased a two-point halftime deficit ... **Scored 11 points in a decisive 17-0 run** (all told, scored 13 in a 19-3 run to end the game) ... Made a career-high 12 field goals ... **Versus San Jose State**, scored 17 points and only missed one shot attempt (5-of-6 FG; 1-1 3 PT, 6-6 FT) ... Up three with 17:27 left, Arkansas went on a 23-7 runs with Council scoring all 10 of his second-half points ... Added three steals.
- **OKLAHOMA:** Scored a game-high 26 points - with three highlight reel dunks - and tied for the team lead with five assists.
- **MISSOURI:** Had a **season-high seven rebounds** and scored a game-high 25 points - **21 in the second half**.
- **@ VANDY:** Scored a game-best 24 points (**tying a career and season-high with 3 3-pointers**) ... Added two steals.
- **LSU:** **Tied his career-high with seven assists**, including five in the first half and two in the second half on alley-ops ... Only had 11 rebounds in his previous five game but grabbed six versus the Tigers.
- **@ BAYLOR:** Scored a game-high 25 points (10-of-17 FG) with 14 in the first half and 11 in the second.
- **TEXAS A&M:** Tied for the team lead with 19 points ... Added six rebounds and four assists and tied for the team lead at +12.
- **@ KENTUCKY:** Led the team with 20 points, making 8-of-10 at the line and sinking two of the team's four 3-pointers ... Added four assists.
- **MISS STATE:** **For the first time this year, led the team in rebounds** with six, tying two others.
- **FLORIDA:** **Tied his season high with seven rebounds**, adding 15 points
- **GEORGIA:** Had 22 points (making 3-of-6 from 3PT) with four assists, two steals and zero turnovers.
- **@ ALABAMA:** Scored 20 points off the bench (5-of-9 FG ... Made 10 free throws and attempted a season-high 14 at the line.
- **KENTUCKY:** Scored 16 points, making 10-of-12 at the free throw line.
- **vs AUBURN (SEC):** **Scored his 1,000th career point on his first basket, a dunk at 12:43** ... Finished with seen points and two steals.

RICKY COUNCIL IV 2022-23 GAME STATS

Opponent	Date	GS	Min	FG	FGA	Pct	3FG	3A	Pct	FT	FTA	Pct	O	D	Tot	Avg	PF	FO	A	TO	Blk	Stl	Pts	Avg	
NORTH DAKOTA ST.	11/07/22	*	36	9	14	.643	1	2	.500	3	6	.500	1	2	3	3.0	1	0	2	1	1	1	22	22.0	
FORDHAM	11/11/22	*	37	5	12	.417	1	3	.333	4	4	1.000	1	3	4	3.5	2	0	7	2	0	2	15	18.5	
SOUTH DAKOTA ST.	11/16/22	*	30	8	12	.667	1	4	.250	2	3	.667	0	2	2	3.0	2	0	2	3	1	1	19	18.7	
vs Louisville	11/21/22	*	35	6	13	.462	3	7	.429	0	0	0.000	1	2	3	3.0	1	0	3	4	0	4	15	17.8	
vs Creighton	11/22/22	*	40	9	19	.474	2	6	.333	4	4	1.000	1	2	3	3.0	3	0	3	1	0	2	24	19.0	
vs San Diego St.	11/23/22	*	41	6	19	.316	0	3	.000	7	11	.636	1	2	3	3.0	3	0	4	3	0	2	19	19.0	
TROY	11/28/22	*	39	12	18	.667	1	4	.250	2	2	1.000	2	1	3	3.0	2	0	0	2	0	1	27	20.1	
SAN JOSE ST.	12/03/22	*	26	5	6	.833	1	1	1.000	6	6	1.000	0	3	3	3.0	1	0	1	3	0	3	17	19.8	
UNC GREENSBORO	12/06/22	*	37	1	7	.143	0	3	.000	6	6	1.000	0	3	3	3.0	3	0	2	3	0	0	8	18.4	
vs Oklahoma	12/10/22	*	40	10	15	.667	1	2	.500	5	7	.714	0	2	2	2.9	1	0	5	1	0	1	26	19.2	
vs Bradley	12/17/22	*	36	4	10	.400	1	3	.333	7	8	.875	0	2	2	2.8	2	0	2	2	0	2	16	18.9	
UNC ASHEVILLE	12/21/22	*	25	5	10	.500	0	1	.000	2	2	1.000	1	1	2	2.8	2	0	2	1	0	1	12	18.3	
at LSU	12/28/22	*	40	5	19	.263	1	5	.200	2	5	.400	4	2	6	3.0	1	0	0	2	0	3	13	17.9	
MISSOURI	01/04/23	*	31	6	15	.400	2	7	.286	11	13	.846	2	5	7	3.3	1	0	1	5	1	0	25	18.4	
at Auburn	01/07/23	*	37	5	15	.333	2	6	.333	2	2	1.000	1	1	2	3.2	1	0	1	3	1	0	14	18.1	
ALABAMA	01/11/23	*	36	4	10	.400	0	2	.000	7	9	.778	0	2	2	3.1	1	0	3	5	0	1	15	17.9	
at Vanderbilt	01/14/23	*	40	8	12	.667	3	6	.500	5	7	.714	3	0	3	3.1	4	0	1	1	0	2	24	18.3	
at Missouri	01/18/23	*	29	4	11	.364	1	4	.250	4	4	1.000	3	0	3	3.1	4	0	1	3	0	3	13	18.0	
OLE MISS	01/21/23	*	19	1	6	.167	0	3	.000	0	0	0.000	0	1	1	3.0	0	0	0	3	0	1	2	17.2	
LSU	01/24/23	*	40	4	13	.308	0	3	.000	2	3	.667	0	6	6	3.2	0	0	7	1	0	1	10	16.8	
at Baylor	01/28/23	*	39	10	17	.588	2	4	.500	3	3	1.000	1	0	1	3.0	2	0	2	1	0	0	25	17.2	
TEXAS A&M	01/31/23	*	39	6	16	.375	1	7	.143	6	8	.750	1	5	6	3.2	3	0	4	4	1	1	19	17.3	
at South Carolina	02/04/23	*	40	4	10	.400	0	3	.000	2	2	1.000	0	3	3	3.2	2	0	3	2	0	0	10	17.0	
at Kentucky	02/07/23	*	35	5	9	.556	2	3	.667	8	10	.800	0	3	3	3.2	2	0	4	1	0	0	20	17.1	
MISSISSIPPI ST.	02/11/23	*	37	1	6	.167	0	2	.000	11	13	.846	2	4	6	3.3	2	0	3	1	1	0	13	16.9	
at Texas A&M	02/15/23	*	36	3	12	.250	0	3	.000	0	1	0.000	0	5	5	3.3	1	0	4	2	0	0	6	16.5	
FLORIDA	02/18/23	*	32	6	10	.600	0	1	.000	3	4	.750	0	7	7	3.5	1	0	1	2	0	0	15	16.4	
GEORGIA	02/21/23	*	28	9	16	.563	3	6	.500	1	2	.500	1	2	3	3.5	1	0	4	0	1	2	22	16.6	
at Alabama	02/25/23	*	30	5	9	.556	0	1	.000	10	14	.714	0	1	1	3.4	2	0	0	2	0	2	20	16.8	
at Tennessee	02/28/23	*	19	3	7	.429	2	4	.500	3	6	.500	0	4	4	3.4	3	0	1	3	0	0	11	16.6	
KENTUCKY	03/04/23	*	34	3	11	.273	0	2	.000	10	12	.833	1	3	4	3.4	4	0	1	1	0	0	16	16.5	
vs Auburn	03/09/23	*	32	2	7	.286	0	0	.000	3	5	.600	1	1	2	3.4	1	0	0	1	1	2	7	16.3	
Totals			26	1095	174	386	.451	31	111	.279	141	182	.775	28	80	108	3.4	59	0	74	69	8	38	520	16.3

RICKY COUNCIL IV CAREER STATISTICS

Year	GP	GS	Min	Avg	FG	FGA	Pct	3FG	3FGA	Pct	FT	FTA	Pct	Off	Def	Tot	Avg	PF	FO	Ast	TO	Blk	Stl	Pts	Avg
2020-21 (WSU)	21	1	327	15.6	51	121	.422	12	27	.444	35	55	.636	16	56	72	3.4	18	0	20	23	3	6	149	7.1
2021-22 (WSU)	28	8	344	26.6	110	252	.437	26	85	.306	90	106	.849	36	115	151	5.4	38	2	45	60	14	32	336	12.0
2022-23 (ARK)	32	26	1095	34.2	174	386	.451	31	111	.279	141	182	.775	28	80	108	3.4	59	0	74	69	8	38	520	16.3
CAREER	81	35	2166	26.7	335	759	.441	69	223	.309	266	343	.776	80	251	331	4.1	115	2	139	152	25	76	1005	12.4



- **Led his team in Pts (ARK):** 23 (10)
- **Led his team in Rebs (ARK):** 8 (1)
- **Led his team in Assists (ARK):** 6 (4)
- **Double-figure Pts (ARK):** 49 (27)
- **Double-figure Rebs (ARK):** 2 (0)
- **Double-Doubles (ARK):** 2 (0)
- **20-pt gms (ARK):** 14 (10)
- **30-pt or more gms (ARK):** 1 (0)
- **Gms with a 3PT Made (ARK):** 46 (19)
- **Gms with 3+ 3PT Made (ARK):** 6 (3)
- **Gms with 3+ Assists (ARK):** 20 (12)
- **Gms with 3+ Blks (ARK):** 0 (0)
- **Gms with 3+ Steals (ARK):** 9 (4)
- **Gms with 5+ Rebs (ARK):** 30 (6)

COUNCIL'S PERSONAL BESTS

POINTS
Season: 27 vs Troy (11/28/22)
Career: 31 vs UCF (01/26/22)
SEC: 25 vs Missouri (01/04/23)

FG MADE
Season: 12 vs Troy (11/28/22)
Career: 12 vs Troy (11/28/22)
SEC: 8 at Vanderbilt (01/14/23)

FG ATTEMPTED
Season: 19 (2x) LAST at LSU (12/28/22)
Career: 19 vs Creighton (11/22/22)
SEC: 19 at LSU (12/28/22)

3-POINT FG MADE
Season: 3 (3x) LAST vs Georgia (02/21/23)
Career: 3 (6x) LAST vs Georgia (02/21/23)
SEC: 3 (2x) LAST vs Georgia (02/21/23)

3-PT FG ATTEMPTS
Season: 7 (3x) LAST vs Texas A&M (01/31/23)
Career: 7 (5x) LAST vs Texas A&M (01/31/23)
SEC: 7 (2x) vs Texas A&M (01/31/23)

FT MADE
Season: 11 vs Missouri (01/04/23)
Career: 16 vs UCF (01/26/22)
SEC: 11 vs Missouri (01/04/23)

FT ATTEMPTED
Season: 14 at Alabama (02/25/23)
Career: 20 vs UCF (01/26/22)
SEC: 14 at Alabama (02/25/23)

REBOUNDS
Season: 7 (2x) LAST vs Florida (02/18/23)
Career: 15 vs Tulane (01/12/22)
SEC: 7 (2x) LAST vs Florida (02/18/23)

ASSISTS
Season: 7 vs LSU (01/24/23)
Career: 7 (2x) LAST vs LSU (01/24/23)
SEC: 7 vs LSU (01/24/23)

STEALS
Season: 4 vs Louisville (11/21/22)
Career: 4 (2x) LAST vs Louisville (11/21/22)
SEC: 3 (2x) LAST at Missouri (01/18/23)

BLOCKED SHOTS
Season: 1 (7x) LAST vs Georgia (02/21/23)
Career: 2 (2x) LAST at Tulane (01/29/22)
SEC: 1 (5x) LAST vs Georgia (02/21/23)

MINUTES
Season: 41:03 vs San Diego State (11/23/22)
Career: 48:16 Houston (02/20/22)
SEC: 40 (3x) at South Carolina (02/04/23)

2

TREVON BRAZILE

F | So. (3) | 6-10 | 212 | Springfield, Mo. | Kickapoo HS / Missouri

@trevonbrazile2

@thetrevonbrazile

Including 2022-23, has **THREE** years of collegiate eligibility

Major: Communications

Born on Jan. 7, 2002 in Springfield, Mo.

The son of Phillip Brazile and Melissa Baldwin



DOUBLE-DOUBLES (2)


SOPHOMORE (at ARK)	(2)
11/07/22 • NORTH DAKOTA STATE	21 pts 12 reb
11/16/22 • SOUTH DAKOTA STATE	13 pts 10 reb

Trevon Brazile (*pronounced Trev-In "Brazil"*) played his freshman season (2021-22) at Missouri and has three remaining years of eligibility ... Ranked third in the SEC (47th in the NCAA) in blocked shots (1.92 avg).

- Suffered a season-ending knee (ACL) injury in the first half of the UNC Greensboro game.

2022-23 HIGHLIGHTS:

- NORTH DAKOTA STATE: In the season opener, recorded his **first career double-double** with a then career-high 21 points and a **career-high 12 rebounds** ... Was 7-of-14 FG and made a **career-high 3-of-6 3PT** ... Was also 4-of-5 FT.
- SOUTH DAKOTA STATE: Posted his **second career double-double** with 13 points (5-9 FG • 1-1 3PT • 2-2 FT) and 10 rebounds.
- CREIGHTON: Scored 17 making a career-high seven FG with a season-high three blocked shots.
- SAN DIEGO STATE: **For the first time in his career, led his team in scoring, pumping in 20** with nine rebounds ... For the third time this season, **tied his career high** with three 3's made ... Also played a **career-high 40:05 minutes** ... **Scored 18 of his 20 after halftime**, including 16 in the second half (4-of-7 FG • 3-of-4 3PT • 5-of-6 FT) ... **Tied his career high with two steals, one coming with Arkansas down two with seven seconds left** to set-up the game-tying basket.
- SAN JOSE STATE: For the second time in his career, led his team in scoring with a **career-high 23 points** ... Was 8-of-9 from the field (1-2 3PT) and 6-of-8 FT with five rebounds, two assists and two blocked shots ... Also had career highs in FG made (8) and FT made (6).



- Led his team in Pts (ARK): 2 (2)
- Led his team/ARK in Rebs: 12 (5)
- Led his team/ARK in Blk Shots: 25 (5)
- Double-figure Pts (ARK): 9 (4)
- Double-figure Rebs (ARK): 3 (2)
- 20-pt gms – 30-pt gms: (ARK) 3 (2) - 0
- Gms with a 3PT Made (ARK): 15 (5)
- Gms with 3+ 3PT Made (ARK): 3 (3)
- Gms with 3+ Blks (ARK): 6 (1)
- Gms with 5+ Rebs (ARK): 20 (6)

BRAZILE'S PERSONAL BESTS

POINTS

Season: 23	vs San Jose State (12/03/22)
Career: 23	vs San Jose State (12/03/22)
SEC: 11	at LSU (02/26/22)

FG MADE

Season: 8	vs San Jose State (12/03/22)
Career: 8	vs San Jose State (12/03/22)
SEC: 5	at LSU (02/26/22)

FG ATTEMPTED

Season: 14 (3x)	LAST vs San Diego State (11/23/22)
Career: 14 (2x)	LAST vs San Diego St (11/23/22)
SEC: 9	at LSU (02/26/22)

3-POINT FG MADE

Season: 3 (3x)	LAST vs San Diego State (11/23/22)
Career: 3 (3x)	LAST vs San Diego St (11/23/22)
SEC: 1 (7x)	vs Georgia (03/05/22)

3-PT FG ATTEMPTS

Season: 8	vs San Diego State (11/23/22)
Career: 8	vs San Diego State (11/23/22)
SEC: 2	at Georgia (02/02/22)

FT MADE

Season: 6	vs San Jose State (12/03/22)
Career: 6	vs San Jose State (12/03/22)
SEC: 3	vs Tennessee (02/22/22)

FT ATTEMPTED

Season: 8 (2x)	LAST vs San Jose State (12/03/22)
SEC: 8 (2x)	LAST vs San Jose St (12/03/22)
Career: 7	vs Ole Miss (03/09/22)

REBOUNDS

Season: 12	vs North Dakota State (11/07/22)
Career: 12	vs North Dakota State (11/07/22)
SEC: 10	vs Georgia (03/05/22)

ASSISTS

Season: 2	vs San Jose State (12/03/22)
Career: 3	vs Alabama (01/08/22)
SEC: 3	vs Alabama (01/08/22)

STEALS

Season: 2 (2x)	LAST vs Troy (11/28/22)
Career: 2 (5x)	LAST vs Troy (11/28/22)
SEC: 2	vs Texas A&M (01/15/22)

BLOCKED SHOTS

Season: 3	vs Creighton (11/22/22)
Career: 6	vs Illinois (12/22/21)
SEC: 4 (2x)	vs Georgia (03/05/22)

MINUTES

Season: 40:05	vs San Diego State (11/23/22)
Career: 40:05	vs San Diego State (11/23/22)
SEC: 28:23	at LSU (02/26/22)

TREVON BRAZILE 2022-23 GAME STATS

Opponent	Date	GS	Min	FG	FGA	Pct	3FG	3A	Pct	FT	FTA	Pct	O	D	Tot	Avg	PF	FO	A	TO	Blk	Stl	Pts	Avg
NORTH DAKOTA ST.	11/07/22	32	7	14	.500	3	6	.500	4	5	.800	1	11	12	12.0	2	0	1	2	1	0	21	21.0	
FORDHAM	11/11/22	32	3	7	.429	0	2	.000	2	3	.667	4	4	8	10.0	3	0	1	2	1	1	8	14.5	
SOUTH DAKOTA ST.	11/16/22	29	5	9	.556	1	1	1.000	2	2	1.000	2	8	10	10.0	3	0	2	4	2	1	13	14.0	
vs Louisville	11/21/22	14	0	2	.000	0	2	.000	1	2	.500	0	2	2	8.0	3	0	0	2	0	1	1	10.8	
vs Creighton	11/22/22	32	7	14	.500	3	5	.600	0	1	.000	1	5	6	7.6	5	1	2	1	3	1	17	12.0	
vs San Diego St.	11/23/22	40	6	14	.429	3	8	.375	5	8	.625	0	9	9	7.8	3	0	0	1	0	2	20	13.3	
TROY	11/28/22	25	1	5	.200	0	2	.000	1	2	.500	0	0	0	6.7	2	0	1	5	0	2	3	11.9	
SAN JOSE ST.	12/03/22	30	8	9	.889	1	2	.500	6	8	.750	0	5	5	6.5	2	0	2	2	2	1	23	13.3	
UNC GREENSBORO	12/06/22	9	0	3	.000	0	1	.000	0	0	.000	1	1	2	6.0	0	0	0	1	2	0	0	11.8	
vs Oklahoma	12/10/22	DNP-Inj																						
vs Bradley	12/17/22	DNP-Inj																						
UNC ASHEVILLE	12/21/22	DNP-Inj																						
at LSU	12/28/22	DNP-Inj																						
MISSOURI	01/04/23	DNP-Inj																						
at Auburn	01/07/23	DNP-Inj																						
ALABAMA	01/11/23	DNP-Inj																						
at Vanderbilt	01/14/23	DNP-Inj																						
at Missouri	01/18/23	DNP-Inj																						
OLE MISS	01/21/23	DNP-Inj																						
LSU	01/24/23	DNP-Inj																						
at Baylor	01/28/23	DNP-Inj																						
TEXAS A&M	01/31/23	DNP-Inj																						
at South Carolina	02/04/23	DNP-Inj																						
at Kentucky	02/07/23	DNP-Inj																						
MISSISSIPPI ST.	02/11/23	DNP-Inj																						
at Texas A&M	02/15/23	DNP-Inj																						
FLORIDA	02/18/23	DNP-Inj																						
GEORGIA	02/21/23	DNP-Inj																						
at Alabama	02/25/23	DNP-Inj																						
at Tennessee	02/28/23	DNP-Inj																						
KENTUCKY	03/04/23	DNP-Inj																						
vs Auburn	03/09/23	DNP-Inj																						
Totals		0	243	37	77	.481	11	29	.379	21	31	.677	9	45	54	6.0	23	1	9	20	11	9	106	11.8

TREVON BRAZILE CAREER STATISTICS

Year	GP	GS	Min	Avg	FG	FGA	Pct	3FG	3FGA	Pct	FT	FTA	Pct	Off	Def	Tot	Avg	PF	FO	Asst	TO	Blk	Stl	Pts	Avg
2021-22 (MISSOURI)	24	22	507	21.1	57	105	.543	10	31	.323	27	46	.587	28	92	120	5.0	30	0	18	27	46	10	151	6.3
2022-23 (ARK)	9	0	243	27.0	37	77	.481	11	29	.379	21	31	.677	9	45	54	6.0	23	1	9	20	11	9	106	11.8
CAREER	33	22	750	22.7	94	182	.516	21	60	.350	48	77	.623	37	137	174	5.3	53	1	27	47	57	10	257	7.8

3

NICK SMITH JR.

G | Fr. | 6-5 | 185 | Jacksonville, Ark. | North Little Rock HS

@ntsmith1402

@lif3nick

Including 2022-23, has **FOUR** years of collegiate eligibility
Major: Recreation & Sport Management
Born on April 18, 2004 in Jacksonville, Ark.
The son of Nicholas Sr. and Candace Smith



SMITH'S PRESEASON HONORS

- John R. Wooden Award Preseason Watch List
- NABC Division I Player of the Year Watch List
- Jersey Mike's Naismith Trophy Men's Player of the Year Preseason Watch List
- Jerry West Award Watch List
- All-American: 2nd team (CBSSports.com) - 3rd team (Sporting News) - 4th team (Blue Ribbon Magazine)
- National Newcomer of the Year (Blue Ribbon Magazine)
- National Freshman of the Year (CBSSports.com)
- Jay Bilas Preseason Freshman All-America Team (ESPN.com)
- #1 on ESPN.com national Impact Newcomer list
- #2 on national Impact Freshmen lists by Andy Katz/NCAA.com and CBSSports.com
- SEC Freshman of the Year: CBSSports.com and Blue Ribbon Magazine
- First Team All-SEC: SEC media - SEC coaches - Blue Ribbon Magazine

Consensus Top 10 pick on the 2023
NBA mock draft websites, including some predicting him as the
#1 college player selected.



2022 USA TODAY NATIONAL HIGH SCHOOL BOY'S BASKETBALL PLAYER OF THE YEAR ... Overall top rated high school prospect by 247Sports and consensus top-3 player in the country ... Played in the McDonald's All-American and was co-MVP at the Jordan Brand Classic 27 points (5-of-7 3PT) ... The top rated player to ever sign with Arkansas with Corliss Williamson (ranked #1 or #2 by all the recruiting services).

- Named the CBS Sports/USBWA National Freshman of the Week (Dec. 13) and Dick Vitale's "Diaper Dandy" Star of the Week (Dec. 12)
- TWO TIME SEC FRESHMAN OF THE WEEK (co on Dec. 12 and solo on Feb. 27)

^ In the 2 of the 3 times this year Smith has started two games in the same week, he was tabbed the SEC Freshman of the Week twice.

2022-23 HIGHLIGHTS:

- TROY: After missing the first six games due to injury, saw his first official collegiate action (playing on the condition of minutes restriction) ... Checked in at 14:08 and played six full minutes but did not re-enter the game.
- SAN JOSE STATE: In his first meaningful action (and start), scored 16 points (3-of-5 3PT) with five assists and zero turnovers.
- Named **SEC co-FRESHMAN OF THE WEEK** (12/12) • **CBS/USBWA NATIONAL FRESHMAN OF THE WEEK** • **DICK VITALE "DIAPER DANDY" STAR OF THE WEEK** ... Scored 22 of Arkansas' 65 points (34%) versus **UNC GREENSBORO**, including 16 in the second half in the come-from-behind win ... Was 9-of-11 at the line and led the team with three assists ... Had a steal and old-fashion 3-point play late in the game to propel the Hogs to the win ... **VERSUS OKLAHOMA**, scored 21 points, including 11 in the second half as Arkansas outscored the Sooners 45-38 ... All 11 of his second-half points came in a 26-15 run as the Hogs went from up five to up 14.
- MISS STATE: After missing 13 games, returned to the lineup and played 17:15 with five points and was +3 in the 6-point loss.
- FLORIDA: Had his first double-digit scoring effort in SEC action ... Finished with 10 points, but scored 8 of the Razorbacks' first 30 ... Added a **career-high two steals** and was +23 (second-best on the team).
- Named **SEC FRESHMAN OF THE WEEK** (2/27) ... Averaged 25 points and 3.5 rebounds versus Georgia and #2 Alabama ... **GEORGIA**: Pumped in a **career-high 26** (9-of-14 FG / **5-of-8 3PT**) ... Had a personal 8-0 run - including back-to-back 3's - to push Arkansas' lead from 77-51 to 85-51 with 4:32 left ... at **ALABAMA**: Led Arkansas with 24 points, adding a **career-high six rebounds** and **tying his career-high with two steals** ... Scored 14 in the second half and led a late charge ... Down 12, scored seven in a 20-10 run - including steal and a dunk with 1:45 left and a 3-pointer with 10 seconds left to make it a 2-point game.
- KENTUCKY: Led Arkansas in points (25), assists (6) and steals (4) ... Made a season-high 10 field goals, with three 3's ... Was a team-best -2 in 34:57 played.
- vs AUBURN (SEC): Scored 14 points, including a jumper with 16 seconds left to give Arkansas a 74-73 lead.



NATIONAL RECRUITING RANKINGS

- #2 on the S199 All-American list
- 247Sports ★★★★★ #1 nation #1 CG
- Rivals ★★★★★ #2 nation #1 PG
- ESPN ★★★★★ #3 nation #1 SG
- 247Composite ★★★★★ #3 nation #2 CG

• Led ARK in Pts:	4
• Led ARK in Rebs:	0
• Led ARK in Assists:	2
• Led ARK in Steals:	2
• Double-figure Pts:	9
• Double-figure Rebs:	0
• 20-pt gms - 30-pt gms:	5 - 0
• Gms with a 3PT Made:	10
• Gms with 3+ 3PT Made:	4
• Gms with 3+ Assists:	3
• Gms with 3+ Steals:	1
• Gms with 3+ Blks:	0
• Gms with 5+ Rebs:	1

SMITH'S PERSONAL BESTS

POINTS

Season: 26 vs Georgia (02/21/23)

SEC: 26 vs Georgia (02/21/23)

FG MADE

Season: 10 vs Kentucky (03/04/23)

SEC: 10 vs Kentucky (03/04/23)

FG ATTEMPTED

Season: 23 (2x) LAST vs Kentucky (03/04/23)

SEC: 23 (2x) LAST vs Kentucky (03/04/23)

3-POINT FG MADE

Season: 5 vs Georgia (02/21/23)

SEC: 5 vs Georgia (02/21/23)

3-PT FG ATTEMPTS

Season: 8 (2x) LAST vs Kentucky (03/04/23)

SEC: 8 (2x) LAST vs Kentucky (03/04/23)

FT MADE

Season: 9 vs UNC Greensboro (12/06/22)

SEC: 3 vs Georgia (02/21/23)

FT ATTEMPTED

Season: 11 vs UNC Greensboro (12/06/22)

SEC: 4 vs Georgia (02/21/23)

REBOUNDS

Season: 6 at Alabama (02/25/23)

SEC: 6 at Alabama (02/25/23)

ASSISTS

Season: 6 vs Kentucky (03/04/23)

SEC: 6 vs Kentucky (03/04/23)

STEALS

Season: 4 vs Kentucky (03/04/23)

SEC: 4 vs Kentucky (03/04/23)

BLOCKED SHOTS

Season: 1 (2x) LAST vs Kentucky (03/04/23)

SEC: 1 vs Kentucky (03/04/23)

MINUTES

Season: 39:38 at Alabama (02/25/23)

SEC: 39:38 at Alabama (02/25/23)

NICK SMITH JR. 2022-23 GAME STATS

Opponent	Date	GS	Min	FG	FGA	Pct	3FG	3A	Pct	FT	FTA	Pct	O	D	Tot	Avg	PF	FO	A	TO	Blk	Stl	Pts	Avg
NORTH DAKOTA ST.	11/07/22	DNP-Inj																						
FORDHAM	11/11/22	DNP-Inj																						
SOUTH DAKOTA ST.	11/16/22	DNP-Inj																						
vs Louisville	11/21/22	DNP-Inj																						
vs Creighton	11/22/22	DNP-Inj																						
vs San Diego St.	11/23/22	DNP-Inj																						
TROY	11/28/22		6	0	2	.000	0	1	.000	0	0	.000	1	0	1	1.0	0	0	0	0	0	0	0	0.0
SAN JOSE ST.	12/03/22	*	24	6	14	.429	3	5	.600	1	2	.500	0	1	1	1.0	1	0	5	0	0	0	16	8.0
UNC GREENSBORO	12/06/22	*	39	6	14	.429	1	5	.200	9	11	.818	0	4	4	2.0	1	0	3	2	1	1	22	12.7
vs Oklahoma	12/10/22	*	30	8	16	.500	1	5	.200	4	4	1.000	0	2	2	2.0	3	0	1	2	0	1	21	14.8
vs Bradley	12/17/22	*	21	1	8	.125	1	4	.250	2	2	1.000	1	0	1	1.8	1	0	0	2	0	1	5	12.8
UNC ASHEVILLE	12/21/22	DNP-Inj																						
at LSU	12/28/22	DNP-Inj																						
MISSOURI	01/04/23	DNP-Inj																						
at Auburn	01/07/23	DNP-Inj																						
ALABAMA	01/11/23	DNP-Inj																						
at Vanderbilt	01/14/23	DNP-Inj																						
at Missouri	01/18/23	DNP-Inj																						
OLE MISS	01/21/23	DNP-Inj																						
LSU	01/24/23	DNP-Inj																						
at Baylor	01/28/23	DNP-Inj																						
TEXAS A&M	01/31/23	DNP-Inj																						
at South Carolina	02/04/23	DNP-Inj																						
at Kentucky	02/07/23	DNP-Inj																						
MISSISSIPPI ST.	02/11/23		17	2	7	.286	1	4	.250	0	1	.000	0	1	1	1.7	0	0	1	0	0	0	5	11.5
at Texas A&M	02/15/23		4	0	1	.000	0	0	.000	0	0	.000	0	0	0	1.4	0	0	0	2	0	0	0	9.9
FLORIDA	02/18/23	*	32	4	12	.333	0	4	.000	2	2	1.000	0	1	1	1.4	1	0	1	2	0	2	10	9.9
GEORGIA	02/21/23	*	28	9	14	.643	5	8	.625	3	4	.750	0	1	1	1.3	3	0	2	1	0	0	26	11.7
at Alabama	02/25/23	*	40	9	23	.391	2	3	.667	4	5	.800	1	5	6	1.8	4	0	1	0	0	2	24	12.9
at Tennessee	02/28/23	*	29	3	13	.231	1	6	.167	5	6	.833	0	0	0	1.6	2	0	2	2	0	0	12	12.8
KENTUCKY	03/04/23	*	35	10	23	.435	3	8	.375	2	4	.500	1	2	3	1.8	3	0	6	3	1	4	25	13.8
vs Auburn	03/09/23	*	27	6	12	.500	2	5	.400	0	1	.000	0	3	3	1.8	1	0	2	3	0	2	14	13.8
Totals		10	332	64	159	.403	20	58	.345	32	42	.762	4	20	24	1.8	20	0	24	19	2	13	180	13.8

NICK SMITH JR. CAREER STATISTICS

Year	GP	GS	Min	Avg	FG	FGA	Pct	3FG	3FGA	Pct	FT	FTA	Pct	Off	Def	Tot	Avg	PF	FO	Ast	TO	Blk	Stl	Pts	Avg
2022-23	13	10	332	25.5	64	159	.403	20	58	.345	32	42	.762	4	20	24	1.8	20	0	24	19	2	13	180	13.8

4 DAVONTE "DEVO" DAVIS

G | Jr. | 6-4 | 185 | Jacksonville, Ark. | Jacksonville HS

 @MrDevoBuckets
 @devofor3

Including 2022-23, has **THREE** years of collegiate eligibility
 Major: Recreation & Sport Management
 Born on Sept. 24, 2001, in Jacksonville, Ark.
 The son Terrie Davis and grandson of Yvette Davis



DOUBLE-DOUBLES (2)

JUNIOR	(2)
12/06/22 • UNC GREENSBORO	10 pts 10 reb
01/11/23 • ALABAMA	16 pts 10 reb

- **SEC Academic Honor Roll 3x:** First-Year (2020-21), Winter (2021-22) and Winter (2022-23).
- **Department's Honor Roll 4x** (3.0-3.49 GPA): Fall '20, Spring '21, Fall of '21 and Fall '22.
- **THE ONLY CURRENT RAZORBACK PLAY IN EACH OF ARKANSAS' BACK-TO-BACK ELITE 8 RUNS.**

• DEVO NON-CONFERENCE STATS vs CONFERENCE (and Baylor Game)

GAMES 1-12	(11 gms)	FG	3PT	FT	Reb	A	Stl	PTS
GAMES 13-32	(20 gms)	96-215 (44.7%)	37-93 (39.8%)	19-25 (76.0%)	38 (3.5)	27 (2.5)	16 (1.5)	82 (7.5)
					91 (4.6)	57 (2.9)	26 (1.3)	250 (12.5)

• SEC ALL-DEFENSIVE TEAM

2022-23 HIGHLIGHTS:

- NORTH DAKOTA ST: Scored 18 and was +20
- LOUISVILLE: Played a key role in holding El Ellis to 11 points on 4-of-16 shooting.
- UNCG: Recorded his **first career double-double** with 10 points and a **career-high 10 rebounds** (9 defensive) ... Added three steals.
- BRADLEY: **Tied his career high with five steals**, led the team with seven rebounds and dished out three assists.
- @ LSU: Led the Razorbacks with 16 points ... **Played a career-high 39:52**, including all 20 minutes in the second half ... Added six rebounds, two assists and two steals.
- MISSOURI: Although he had five turnovers, he tied for the team lead with five assists, adding 10 points, five rebounds and a team-best three steals ... Was +11 while tasked with holding leading scorer D'Moi Hodge to six points (2-of-4 FG, 2-of-4 FT).
- ALABAMA: Posted his **second career double-double with 16 points and career-high tying 10 rebounds** ... Drained a pair of 3 pointers ... In addition to leading the team in points and rebounds, led the team in assists (3) and steals (2) and did not commit a turnover in 38:29 played ... Guarded SEC leading scorer Brandon Miller and held him without a FG attempt in the first half and just 4 for the game.
- @ VANDY: Was 5-of-5 at the free throw line and led the team with four assists (and just two turnovers in 38:45).
- @ MISSOURI: Led the team with 18 points and tied for the team lead with nine rebounds ... **Sank a season-high and SEC career-best three 3's**, only his second career game to make at least three 3's (Made a career-high 4 triples versus Oklahoma last season).
- @LE MISS: For the second-straight game, sank three 3's (3-of-5) and scored 16 points with five rebounds ... Also held Ole Miss leading scorer Matthew Murrell to just three points in 24:04 (his only basket was a fastbreak dunk ... only played 5:47 on second half due to injury).
- LSU: Led Arkansas with 16 points, adding seven rebounds, and held LSU's Adam Miller to 3-of-12 shooting (1-of-6 3PT) **all while playing all 40 minutes for the first time in his career.**
- @ BAYLOR: Scored 16 points, making a pair to 3-pointers, while playing a key role in Adam Flagler shooting just 1-of-11 and scoring five points.
- TEXAS A&M: Tied for the team high with a **season-high 19 points** ... **Tied his career high with 4 3's made** (4-of-8).
- @ SOUTH CAROLINA: Scored 15 points ... For the second-straight game, **tied his career high with 4 3's made** (4-of-10).
- @ KENTUCKY: Kept his hot shooting alive, scoring 15 pts, but had a **season-high and tied his SEC career-high with seven assists.**
- MISS STATE: For the first time this year, led the team in rebounds with six, tying two others.
- @ TEXAS A&M: Led the team with 14 points, **tying his career highs for 3's made and attempted (4-of-10)** ... Tied for the team lead with two steals.
- @ ALABAMA: After back-to-back game with four combined points, returned to his scoring ways with 21 points, making 3-of-4 from 3PT with five rebounds ... Hit a 3-point-er and made an old-fashion 3-point play to help spur a late charge.

TENNESSEE: **For the first time in his career, led Arkansas in points (13), rebounds (6), assists (2) and steals (3).**

- vs AUBURN (SEC): Led the team with 10 rebounds (9 defensive) ... With Arkansas up one, got a steal and made two free throws with 12 seconds left for a 3-point lead.

DAVONTE DAVIS 2022-23 GAME STATS

Opponent	Date	GS	Min	FG	FGA	Pct	3FG	3A	Pct	FT	FTA	Pct	O	D	Tot	Avg	PF	FO	A	T	Blk	Stl	Pts	Avg	
NORTH DAKOTA ST.	11/07/22	*	39	6	14	.429	0	2	.000	6	8	.750	0	6	6	6.0	1	0	0	5	1	2	18	18.0	
FORDHAM	11/11/22	*	29	3	12	.250	0	3	.000	1	2	.500	0	3	3	4.5	1	0	5	1	0	3	7	12.5	
SOUTH DAKOTA ST.	11/16/22	*	33	5	10	.500	2	5	.400	1	2	.500	0	2	2	3.7	1	0	3	1	0	1	13	12.7	
vs Louisville	11/21/22	*	31	1	4	.250	0	3	.000	0	0	.000	0	0	0	2.8	4	0	5	1	0	0	2	10.0	
vs Creighton	11/22/22	*	39	3	9	.333	1	4	.250	2	2	1.000	0	3	3	2.8	4	0	2	0	0	1	9	9.8	
vs San Diego St.	11/23/22	*	17	1	4	.250	0	2	.000	0	0	.000	1	1	2	2.7	0	0	1	1	0	0	2	8.5	
TROY	11/28/22	DNP																							
SAN JOSE ST.	12/03/22		23	0	2	.000	0	1	.000	0	0	.000	0	1	1	2.4	2	0	3	0	1	0	0	7.3	
UNC GREENSBORO	12/06/22		29	3	13	.231	0	3	.000	4	4	1.000	1	9	10	3.4	4	0	0	3	0	3	10	7.6	
vs Oklahoma	12/10/22		24	1	4	.250	0	0	.000	3	5	.600	1	1	2	3.2	3	0	2	0	0	1	5	7.3	
vs Bradley	12/17/22		30	3	9	.333	1	2	.500	0	0	.000	3	4	7	3.6	0	0	3	1	0	5	7	7.3	
UNC ASHEVILLE	12/21/22	*	28	3	5	.600	1	2	.500	2	2	1.000	1	1	2	3.5	1	0	3	2	0	0	9	7.5	
at LSU	12/28/22	*	40	7	18	.389	2	8	.250	0	0	.000	0	6	6	3.7	1	0	2	1	0	2	16	8.2	
MISSOURI	01/04/23	*	37	5	10	.500	0	2	.000	0	0	.000	1	4	5	3.8	3	0	5	5	0	3	10	8.3	
at Auburn	01/07/23	*	24	1	5	.200	0	2	.000	0	0	.000	0	2	2	3.6	2	0	2	1	0	0	2	7.9	
ALABAMA	01/11/23	*	39	6	17	.353	2	3	.667	2	2	1.000	0	10	10	4.1	2	0	3	0	1	2	16	8.4	
at Vanderbilt	01/14/23	*	39	6	14	.429	0	3	.000	5	5	1.000	1	2	3	4.0	4	0	4	2	0	0	17	8.9	
at Missouri	01/18/23	*	38	7	17	.412	3	7	.429	1	2	.500	2	7	9	4.3	5	1	3	6	0	1	18	9.5	
OLE MISS	01/21/23	*	34	6	11	.545	3	5	.600	1	2	.500	1	4	5	4.3	4	0	4	3	0	1	16	9.8	
LSU	01/24/23	*	40	7	8	.875	2	2	1.000	0	0	.000	0	7	7	4.5	0	0	3	2	0	2	16	10.2	
at Baylor	01/28/23	*	37	6	13	.462	2	7	.286	2	3	.667	1	1	2	4.4	2	0	4	5	0	0	16	10.5	
TEXAS A&M	01/31/23	*	37	7	13	.538	4	8	.500	1	2	.500	0	1	1	4.2	1	0	4	4	0	1	19	10.9	
at South Carolina	02/04/23	*	40	5	12	.417	4	10	.400	1	2	.500	0	4	4	4.2	3	0	2	3	0	2	15	11.0	
at Kentucky	02/07/23	*	39	6	11	.545	1	2	.500	2	3	.667	0	3	3	4.1	2	0	7	3	0	2	15	11.2	
MISSISSIPPI ST.	02/11/23	*	37	2	12	.167	1	5	.200	2	2	1.000	2	4	6	4.2	4	0	2	3	0	2	7	11.0	
at Texas A&M	02/15/23	*	39	5	13	.385	4	10	.400	0	3	.000	0	3	3	4.2	2	0	3	2	0	2	14	11.2	
FLORIDA	02/18/23	*	22	0	1	.000	0	1	.000	0	0	.000	0	1	1	4.0	3	0	1	1	0	2	0	10.7	
GEORGIA	02/21/23	*	29	2	2	1.000	0	0	.000	0	0	.000	0	1	1	3.9	2	0	3	2	0	0	4	10.5	
at Alabama	02/25/23	*	39	8	15	.533	3	4	.750	2	3	.667	1	4	5	4.0	3	0	0	0	0	0	21	10.9	
at Tennessee	02/28/23	*	39	5	12	.417	3	7	.429	0	0	.000	1	5	6	4.0	3	0	2	2	1	3	13	10.9	
KENTUCKY	03/04/23	*	20	3	5	.600	2	3	.667	0	0	.000	0	2	2	4.0	5	2	0	0	0	0	8	10.8	
vs Auburn	03/09/23	*	40	2	6	.333	1	4	.250	2	2	1.000	1	9	10	4.2	3	0	3	3	0	1	7	10.7	
Totals			27	1031	125	301	.415	42	120	.350	40	56	.714	18	111	129	4.2	75	3	84	63	4	42	332	10.7

DAVONTE DAVIS CAREER STATISTICS

Year	GP	GS	Min	Avg	FG	FGA	Pct	3FG	3FGA	Pct	FT	FTA	Pct	Off	Def	Tot	Avg	PF	FO	Ast	TO	Blk	Stl	Pts	Avg
2020-21	30	17	716	23.9	109	229	.476	2	13	.154	34	45	.756	36	98	134	4.5	70	0	64	48	5	35	254	8.5
2021-22	37	14	1021	27.6	114	266	.429	20	74	.270	58	82	.707	42	96	138	3.7	95	1	102	67	0	35	306	8.3
2022-23	31	27	1031	33.3	125	301	.415	42	120	.350	40	56	.714	18	111	129	4.2	75	3	84	63	4	42	332	10.7
CAREER	98	58	2768	28.2	348	796	.437	64	207	.309	132	183	.721	96	305	401	4.1	240	4	250	178	9	112	892	9.1



- **Led the Razorbacks in Pts:.....11**
- **Led the Razorbacks in Rebs:..... 8**
- **Led the Razorbacks in Assists:..... 22**
- **Led the Razorbacks in Steals:..... 20**
- **Double-figure Pts:.....44**
- **Double-figure Rebs:..... 3**
- **Double-Doubles:..... 2**
- **20-pt gms:..... 3**
- **Gms with a 3PT FG:..... 30**
- **Gms with 3+ 3PT FG:..... 9**
- **Gms with 3+ Assists:..... 39**
- **Gms with 3+ Steals:..... 9**
- **Gms with 5+ Rebs:..... 37**

DAVIS' PERSONAL BESTS

POINTS	
Season: 19	vs Texas A&M (01/31/23)
SEC: 20	vs Georgia (01/09/21)
Career: 26	vs Oklahoma (12/11/21)

FG MADE	
Season: 7 (4x)	LAST vs Texas A&M (01/31/23)
Career: 9 (2x)	vs Oklahoma (12/11/21)
SEC: 9	vs Georgia (01/09/21)

FG ATTEMPTED	
Season: 18	at LSU (12/28/22)
Career: 21	vs Oklahoma (12/11/21)
SEC: 18	at LSU (12/28/22)

3-POINT FG MADE	
Season: 4 (3x)	LAST at Texas A&M (02/15/23)
Career: 4 (4x)	LAST at Texas A&M (02/15/23)
SEC: 4 (3x)	LAST at Texas A&M (02/15/23)

3-PT FG ATTEMPTS	
Season: 10 (2x)	LAST at Texas A&M (02/15/23)
Career: 10 (2x)	LAST at Texas A&M (02/15/23)
SEC: 10 (2x)	LAST at Texas A&M (02/15/23)

FT MADE	
Season: 6	vs North Dakota State (11/07/22)
Career: 9	at Texas A&M (01/08/22)
SEC: 9	at Texas A&M (01/08/22)

FT ATTEMPTED	
Season: 8	vs North Dakota State (11/07/22)
Career: 10	at Texas A&M (01/08/22)
SEC: 10	at Texas A&M (01/08/22)

REBOUNDS	
Season: 10 (3x)	LAST vs Auburn (03/09/23)
Career: 10 (3x)	LAST vs Auburn (03/09/23)
SEC: 10	vs Alabama (01/11/23)

ASSISTS	
Season: 7	at Kentucky (02/07/23)
Career: 8	vs Charlotte (12/07/21)
SEC: 7 (2x)	LAST at Kentucky (02/07/23)

STEALS	
Season: 5	vs Bradley (12/17/22)
Career: 5 (2x)	LAST vs Bradley (12/17/22)
SEC: 5	vs Auburn (02/08/22)

BLOCKED SHOTS	
Season: 1 (3x)	LAST vs Alabama (01/11/23)
Career: 2	vs Colgate (03/19/21)
SEC: 1 (4x)	LAST vs Alabama (01/11/23)

MINUTES	
Season: 40:00 (2x)	LAST at S. Carolina (02/04/23)
Career: 40:00 (2x)	LAST at S. Caro (02/04/23)
SEC: 40:00 (2x)	LAST at S. Carolina (02/04/23)

5

JOSEPH PINION

G | Fr. | 6-5 | 190 | Morrilton, Ark. | Morrilton HS

@josephpinion2

@josephpinion1

Including 2022-23, has **FOUR** years of collegiate eligibility
Major: TBA (Arts & Sciences)
Born on Nov. 17, 2003 in Russellville, Ark.
The son of Craig and Gail Pinion

Made the **Department's Honor Roll** (3.0-3.49 GPA) for **Fall 2022**.

- McDonald's High School All-American Nominee
- Two-time (2021 and 2022) Arkansas Democrat-Gazette first team All-Arkansas Preps (all divisions)

• Game 12 vs UNCA:	10 points	4-6 FG	2-4 3PT	3 assists	19 minutes
Game 14 vs Mizzou:	13 points	4-7 FG	3-6 3PT	0 assists	27 minutes
Game 19 vs Ole Miss:	13 points	5-10 FG	3-6 3PT	0 assists	22 minutes
3-GAME TOTALS:	36 points	13-23 FG	8-16 3PT	3 assists	68 minutes
Other 24 Games:	26 points	8-22 FG	5-16 3PT	0 assists	72 minutes

RAZORBACK FACT

Most free throws attempted in a season without a miss, since 1947-48 (HogsStats):


7 - Joseph Pinion, 2022-23

6 - Derrian Ford, 2022-23

6 - DeQuavious Wagner, 2013-14

6 - Willie Cutts, 1983-84

4 - Three others



NATIONAL RECRUITING RANKINGS

• #95 on the S199 All-American list		
• 247Composite ★★★★★	#94 nation	#23 SF
• ESPN ★★★★★	#89 nation	#17 SG
• Rivals ★★★★★	#131 nation	#33 SF
• 247Sports ★★★	#142 nation	#32 SF

• Led ARK in Pts:	0
• Led ARK in Rebs:	0
• Led ARK in Assists:	0
• Double-figure Pts:	3
• Double-figure Rebs:	0
• 20-pt gms - 30-pt gms:	0 - 0
• Gms with a 3PT Made:	7
• Gms with 3+ 3PT Made:	2
• Gms with 3+ Assists:	1
• Gms with 3+ Steals:	0
• Gms with 3+ Blks:	0
• Gms with 5+ Rebs:	1

JOSEPH PINION 2022-23 GAME STATS

Opponent	Date	GS	Min	FG	FGA	Pct	3FG	3A	Pct	FT	FTA	Pct	O	D	Tot	Avg	PF	FO	A	TO	Blk	Stl	Pts	Avg
NORTH DAKOTA ST.	11/07/22	3	0	0	0.000	0	0	0.000	0	0	0.000	0	0	0	0.0	1	0	0	0	0	0	0	0	0.0
FORDHAM	11/11/22	4	1	1	1.000	0	0	0.000	0	0	0.000	0	0	0	0.0	1	0	0	0	0	1	2	1.0	
SOUTH DAKOTA ST.	11/16/22	5	0	4	0.000	0	3	0.000	2	2	1.000	0	0	0	0.0	1	0	0	0	0	0	2	1.3	
vs Louisville	11/21/22	4	0	1	0.000	0	0	0.000	2	2	1.000	0	2	2	0.5	2	0	0	0	0	0	2	1.5	
vs Creighton	11/22/22	0	0	0	0.000	0	0	0.000	0	0	0.000	0	0	0	0.4	0	0	0	0	0	0	0	1.2	
vs San Diego St.	11/23/22	DNP																						
TROY	11/28/22	2	0	0	0.000	0	0	0.000	0	0	0.000	0	1	1	0.5	0	0	0	0	0	0	0	1.0	
SAN JOSE ST.	12/03/22	5	2	3	.667	1	1	1.000	0	0	0.000	1	1	2	0.7	1	0	0	0	0	0	5	1.6	
UNC GREENSBORO	12/06/22	DNP																						
vs Oklahoma	12/10/22	DNP																						
vs Bradley	12/17/22	1	0	0	0.000	0	0	0.000	0	0	0.000	0	1	1	0.8	0	0	0	0	0	0	0	1.4	
UNC ASHEVILLE	12/21/22	19	4	6	.667	2	4	.500	0	0	0.000	0	1	1	0.8	0	0	3	0	0	1	10	2.3	
at LSU	12/28/22	2	0	1	0.000	0	1	0.000	0	0	0.000	0	0	0	0.7	0	0	0	0	0	0	0	2.1	
MISSOURI	01/04/23	27	4	7	.571	3	6	.500	2	2	1.000	1	0	1	0.7	4	0	0	0	0	1	13	3.1	
at Auburn	01/07/23	14	0	1	0.000	0	1	0.000	0	0	0.000	0	1	1	0.8	2	0	0	0	0	1	0	2.8	
ALABAMA	01/11/23	1	0	0	0.000	0	0	0.000	0	0	0.000	0	0	0	0.7	1	0	0	0	0	0	0	2.6	
at Vanderbilt	01/14/23	9	2	2	1.000	1	1	1.000	1	1	1.000	0	0	0	0.6	1	0	0	0	0	0	6	2.9	
at Missouri	01/18/23	2	0	1	0.000	0	1	0.000	0	0	0.000	0	0	0	0.6	3	0	0	0	0	0	0	2.7	
OLE MISS	01/21/23	21	5	10	.500	3	6	.500	0	0	0.000	1	4	5	0.9	0	0	0	0	1	1	13	3.3	
LSU	01/24/23	6	0	2	0.000	0	2	0.000	0	0	0.000	0	0	0	0.8	1	0	0	0	0	0	0	3.1	
at Baylor	01/28/23	3	0	1	0.000	0	1	0.000	0	0	0.000	1	0	1	0.8	0	0	0	0	0	0	0	2.9	
TEXAS A&M	01/31/23	DNP																						
at South Carolina	02/04/23	DNP																						
at Kentucky	02/07/23	4	0	0	0.000	0	0	0.000	0	0	0.000	0	0	0	0.8	0	0	0	0	0	0	0	2.8	
MISSISSIPPI ST.	02/11/23	DNP																						
at Texas A&M	02/15/23	DNP																						
FLORIDA	02/18/23	1	0	1	0.000	0	1	0.000	0	0	0.000	0	0	0	0.8	0	0	0	0	0	0	0	2.7	
GEORGIA	02/21/23	4	2	2	1.000	2	2	1.000	0	0	0.000	0	0	0	0.7	1	0	0	0	0	0	6	2.8	
at Alabama	02/25/23	1	0	0	0.000	0	0	0.000	0	0	0.000	0	0	0	0.7	0	0	0	0	0	0	0	2.7	
at Tennessee	02/28/23	3	1	2	.500	1	2	.500	0	0	0.000	0	0	0	0.7	0	0	0	0	0	0	3	2.7	
KENTUCKY	03/04/23	3	0	0	0.000	0	0	0.000	0	0	0.000	0	0	0	0.6	1	0	0	0	0	1	0	2.6	
vs Auburn	03/09/23	DNP																						
Totals		0	144	21	45	.467	13	32	.406	7	7	1.000	4	11	15	0.6	20	0	3	0	1	6	62	2.6

PINION'S PERSONAL BESTS

POINTS	
Season: 13 (2x) LAST vs Ole Miss (01/21/23)	
SEC: 13 (2x) vs Ole Miss (01/21/23)	
FG MADE	
Season: 5 vs Ole Miss (01/21/23)	
SEC: 5 vs Ole Miss (01/21/23)	
FG ATTEMPTED	
Season: 10 vs Ole Miss (01/21/23)	
SEC: 10 vs Ole Miss (01/21/23)	
3-POINT FG MADE	
Season: 3 (2x) LAST vs Ole Miss (01/21/23)	
SEC: 3 (2x) LAST vs Ole Miss (01/21/23)	
3-PT FG ATTEMPTS	
Season: 6 (2x) LAST vs Ole Miss (01/21/23)	
SEC: 6 (2x) LAST vs Ole Miss (01/21/23)	
FT MADE	
Season: 2 (3x) LAST vs Missouri (01/04/23)	
SEC: 2 vs Missouri (01/04/23)	
FT ATTEMPTED	
Season: 2 (3x) LAST vs Missouri (01/04/23)	
SEC: 2 vs Missouri (01/04/23)	
REBOUNDS	
Season: 5 vs Ole Miss (01/21/23)	
SEC: 5 vs Ole Miss (01/21/23)	
ASSISTS	
Season: 3 vs UNC Asheville (12/21/22)	
SEC: 1 vs Kentucky (03/04/23)	
STEALS	
Season: 1 (6x) LAST vs Kentucky (03/04/23)	
SEC: 1 (4x) LAST vs Kentucky (03/04/23)	
BLOCKED SHOTS	
Season: 1 vs Ole Miss (01/21/23)	
SEC: 1 vs Ole Miss (01/21/23)	
MINUTES	
Season: 27-28 vs Missouri (01/04/23)	
SEC: 27-28 vs Missouri (01/04/23)	

JOSEPH PINION CAREER STATISTICS

Year	GP	GS	Min	Avg	FG	FGA	Pct	3FG	3FGA	Pct	FT	FTA	Pct	Off	Def	Tot	Avg	PF	FO	Ast	TO	Blk	Stl	Pts	Avg
2022-23	24	0	144	6.0	21	45	.467	13	32	.406	7	7	1.000	4	11	15	0.6	20	0	3	0	1	6	62	2.6

11 JALEN GRAHAM

F | Sr. | 6-9 | 225 | Phoenix, Ariz. | Mountain Pointe HS / Arizona State

@jalengrahamm5
@jalengrahamm

Including 2022-23, has **TWO** years of collegiate eligibility
Major: Sociology
Born on Born on April 4, 2001 in Le Grand, Calif.
The son Susie Graham



Joined the Razorback program after playing three seasons at Arizona State. **Graham has two years of eligibility remaining** ... Played in 73 career games at Arizona State, including 43 starts, and tallied 546 career points (7.0 avg.) with 315 career rebounds (4.4 avg.). He additionally recorded 90 blocked shots (1.2 per game).


•ON A PER 40-MINUTE BASIS: 22.4 points and 9.5 rebounds

2022-23 HIGHLIGHTS:

- FORDHAM: Did not play in the opener and did not check into the Fordham game until the 11:29 mark of the second half ... Finished with 10 points (5-of-7 FG) with four rebounds and an assist in 11:21 minutes played.
- SOUTH DAKOTA STATE: Only played eight minutes but pulled down six rebounds – five defensive.
- SAN JOSE STATE: After playing just 27 minutes (and three DNP's) with 20 points through the first seven games, made a huge impact playing 11:39 minutes – all in the second half ... Checked in at the 13:31 mark and the Hogs were up 14 ... **Scored 11 points (4-of-5 FG and 3-of-3 FT) in his 11:39 minutes played and the Hogs led by 37 when he checked out (1:52 left)** ... Added six rebounds - tying a season high
- UNCA: Led the Razorbacks in scoring (**first time to lead UA and just fourth time in four years to lead his team**) ... Scored a season-high 16 points on 8-of-10 shooting (8 FG made was one shy of career high) ... Added two steals and drew a charge in a season-high 19:28 played.
- @ AUBURN: Had five points and six rebounds in 12:16 with a dunk.
- ALABAMA: Tied for the team lead and **tied his season high with 16 points** (8-of-10 FG) ... Added five rebounds.
- LSU: Scored six points, all on dunks, off the bench ... Was the only six bench points by the Hogs.
- @ BAYLOR: Only scored four points, but had his most impactful game ... Produced season highs in rebounds (9), assists (4), steals (2) and minutes (24:27 ... Was a team-best +7.
- @ SOUTH CAROLINA: Helped Arkansas out-score USC bench, 20-4, with a **team-best 16 points, tying a season-best or the third time** ... Was 8-of-10 from the field.
- FLORIDA: Scored a **career-high 26 points (also his first career 20-point game)**, going a **career-best 12-of-15 from the field** ... Added an **SEC-best seven rebounds and tied his season high with two blocked shots** ... Down five early, came off the bench to score six quick points to get the Hogs to within one (15-14) ... Later, score eight of the Hogs' final 12 points in the first half for a 37-31 lead at the break ... Led Arkansas with 14 second-half points.
- GEORGIA: Made 3-of-4 shots and scored eight points ... Had five rebounds, two assists and two blocked shots.
- @ ALABAMA: Had a **season-high three blocked shots** and added a steal ... Was a team-best +4 in his 9:17 played.

JALEN GRAHAM 2022-23 GAME STATS																			
Opponent	Date	GS	Min	FG	FGA	Pct	3FG	3A	Pct	FT	FTA	Pct	O	D	Tot	Avg	PF	FO	A
NORTH DAKOTA ST.	11/07/22	DNP																	
FORDHAM	11/11/22	11	5	7	.714	0	0	.000	0	0	.000	3	1	4	4.0	3	0	1	0
SOUTH DAKOTA ST.	11/16/22	8	1	4	.250	0	1	.000	0	2	.000	1	5	6	5.0	1	0	0	2
vs Louisville	11/21/22	6	4	5	.800	0	0	.000	0	0	.000	1	0	1	3.7	1	0	0	0
vs Creighton	11/22/22	DNP																	
vs San Diego St.	11/23/22	2	0	0	.000	0	0	.000	0	0	.000	0	0	0	2.8	0	0	0	0
TROY	11/28/22	DNP																	
SAN JOSE ST.	12/03/22	12	4	5	.800	0	0	.000	3	3	1.000	1	5	6	3.4	0	0	1	2
UNC GREENSBORO	12/06/22	3	0	1	.000	0	0	.000	0	0	.000	1	0	1	3.0	0	0	1	0
vs Oklahoma	12/10/22	3	0	0	.000	0	0	.000	1	2	.500	1	0	1	2.7	0	0	1	0
vs Bradley	12/17/22	11	2	4	.500	0	0	.000	2	4	.500	0	2	2	2.6	3	0	1	1
UNC ASHEVILLE	12/21/22	19	8	10	.800	0	0	.000	0	0	.000	1	2	3	2.7	2	0	1	1
at LSU	12/28/22	3	0	0	.000	0	0	.000	0	0	.000	0	1	1	2.5	2	0	2	0
MISSOURI	01/04/23	2	0	0	.000	0	0	.000	0	0	.000	0	0	0	2.3	0	0	0	0
at Auburn	01/07/23	12	2	6	.333	0	0	.000	1	5	.200	3	3	6	2.6	2	0	1	0
ALABAMA	01/11/23	19	8	10	.800	0	1	.000	0	0	.000	1	4	5	2.8	2	0	1	1
at Vanderbilt	01/14/23	5	0	2	.000	0	0	.000	0	0	.000	0	0	0	2.6	1	0	1	0
at Missouri	01/18/23	4	0	0	.000	0	0	.000	0	0	.000	0	0	0	2.4	2	0	2	0
OLE MISS	01/21/23	DNP																	
LSU	01/24/23	17	3	7	.429	0	0	.000	0	1	.000	0	3	3	2.4	1	0	1	1
at Baylor	01/28/23	24	2	6	.333	0	0	.000	0	4	.000	3	6	9	2.8	4	0	4	3
TEXAS A&M	01/31/23	12	2	2	1.000	0	0	.000	1	2	.500	0	0	0	2.7	2	0	0	2
at South Carolina	02/04/23	22	8	10	.800	0	0	.000	0	0	.000	1	1	2	2.6	2	0	1	3
at Kentucky	02/07/23	7	1	2	.500	0	0	.000	0	0	.000	0	0	0	2.5	1	0	1	0
MISSISSIPPI ST.	02/11/23	6	1	1	1.000	0	0	.000	0	1	1.000	0	1	1	2.4	0	0	2	0
at Texas A&M	02/15/23	5	2	2	1.000	0	0	.000	0	0	.000	0	0	0	2.3	1	0	0	0
FLORIDA	02/18/23	27	12	15	.800	0	1	.000	2	3	.667	3	4	7	2.5	2	0	1	2
GEORGIA	02/21/23	18	3	4	.750	0	0	.000	2	5	.400	0	5	5	2.6	1	0	2	2
at Alabama	02/25/23	9	1	3	.333	0	0	.000	0	0	.000	1	1	2	2.6	2	0	1	3
at Tennessee	02/28/23	3	0	0	.000	0	0	.000	0	0	.000	0	0	0	2.5	0	0	0	0
KENTUCKY	03/04/23	2	1	2	.500	0	0	.000	0	0	.000	0	0	0	2.4	0	0	0	0
vs Auburn	03/09/23	3	1	1	1.000	0	0	.000	0	0	.000	0	0	0	2.3	1	0	1	0
Totals		0	275	71	109	.651	0	3	.000	12	32	.375	21	44	65	2.3	36	0	14

JALEN GRAHAM CAREER STATISTICS																			
Year	GP	GS	Min	Avg	FG	FGA	Pct	3FG	3FGA	Pct	FT	FTA	Pct	Off	Def	Tot	Avg	PF	FO
2019-20 (ASU)	28	2	304	10.9	42	61	.689	0	0	.000	5	14	.357	34	43	77	2.8	49	0
2020-21 (ASU)	21	19	512	24.4	72	131	.550	0	1	.000	26	45	.578	37	69	106	5.0	68	4
2021-22 (ASU)	29	22	682	23.5	124	255	.486	1	18	.056	38	72	.528	35	97	132	4.6	85	2
2022-23 (ARK)	28	0	275	9.8	71	109	.651	0	3	.000	12	32	.375	21	44	65	2.3	36	0
CAREER	106	43	1773	16.7	264	556	.475	1	22	.045	81	163	.497	127	253	380	3.6	238	6



- Led his team in Pts (ARK): 7 (4)
- Led his team in Rebs (ARK): 16 (2)
- Led his team in Assists (ARK): 3 (0)
- Double-figure Pts (ARK): 28 (3)
- Double-figure Rebs (ARK): 4 (0)
- 20-pt gms – 30-pt gms (ARK): 1 - 0 (1)
- Gms with a 3PT Made (ARK): 1 (0)
- Gms with 3+ Assists (ARK): 10 (0)
- Gms with 3+ Blks (ARK): 7 (0)
- Gms with 5+ Rebs (ARK): 34 (7)

PERSONAL BESTS

POINTS
Season: 26 vs Florida (02/18/23)
Career: 26 vs Florida (02/18/23)
SEC: 26 vs Florida (02/18/23)

FG MADE
Season: 12 vs Florida (02/18/23)
Career: 12 vs Florida (02/18/23)
SEC: 12 vs Florida (02/18/23)

FG ATTEMPTED
Season: 15 vs Florida (02/18/23)
Career: 15 vs Florida (02/18/23)
SEC: 15 vs Florida (02/18/23)

3-POINT FG MADE
Season: --
Career: 1 vs Oregon (02/17/22)
SEC: --

3-PT FG ATTEMPTS
Season: 1 (2x) LAST vs Florida (02/18/23)
Career: 2 (2x) last vs Oregon (02/17/22)
SEC: 1 (2x) LAST vs Florida (02/18/23)

FT MADE
Season: 3 vs San Jose State (12/03/22)
Career: 6 (2x) last vs Stanford (03/05/22)
SEC: 2 vs Florida (02/18/23)

FT ATTEMPTED
Season: 5 at Auburn (01/07/23)
Career: 8 (2x) last vs Stanford (03/05/22)
SEC: 5 at Auburn (01/07/23)

REBOUNDS
Season: 9 at Baylor (01/28/23)
Career: 12 vs Washington State (02/27/21)
SEC: 7 vs Florida (02/18/23)

ASSISTS
Season: 4 at Baylor (01/28/23)
Career: 6 vs UCLA (02/05/22)
SEC: 2 vs Georgia (02/21/23)

STEALS
Season: 2 (3x) LAST at Kentucky (02/07/23)
Career: 3 (3x) last at Southern Cal (01/24/22)
SEC: 2 at Kentucky (02/07/23)

BLOCKED SHOTS
Season: 3 at Alabama (02/25/23)
Career: 5 vs Colorado (11/08/19)
SEC: 3 at Alabama (02/25/23)

MINUTES
Season: 26:59 vs Florida (02/18/23)
Career: 39:36 vs UCLA (02/05/22)
SEC: 26:59 vs Florida (02/18/23)

12 BARRY DUNNING JR.

G | Fr. | 6-6 | 195 | Mobile, Ala. | McGill-Toolen Catholic HS

@BarryDunning6

@bohandbz

Including 2022-23, has **FOUR** years of collegiate eligibility
Major: TBA (Education)

Born on Oct. 26, 2003 in Mobile, Ala.
The son of Barry Sr. and Heather Dunning



- McDonald's All-American Nominee
- Two-time Gatorade Alabama Player of the Year (2021 & '22)
- 2022 MaxPreps Alabama Player of the Year
- Rated #1 player in the state of Alabama by ESPN, 247Composite, 247Sports
- 2022 Alabama Mr. Basketball and 1st team All-State by the Alabama Sports Writers Association

• WINNER OF THE 2023 MAUI JIM MAUI INVITATIONAL HULA CONTEST

2022-23 HIGHLIGHTS:

- SAN DIEGO STATE: Saw his most important playing time (7:52) in the come-from-behind Didn't do much on the stat sheet but Arkansas was +2 in his minutes.
- TROY: Drew his first collegiate start versus Troy.



NATIONAL RECRUITING RANKINGS

- #73 on the SI99 All-American list
- ESPN ★★★★★ #74 nation #21 SF
- 247Composite ★★★★★ #91 nation #22 SF
- 247Sports ★★★ #126 nation #28 SF
- Rivals ★★★ #134 nation #36 SF

DUNNING'S PERSONAL BESTS

POINTS

Season: 1 vs Bradley (12/17/22)

SEC:

FG MADE

Season: --

SEC: 1 at Auburn (01/07/23)

FG ATTEMPTED

Season: 1 (2x) vs South Dakota State (11/16/22)

SEC:

3-POINT FG MADE

Season: --

SEC:

3-PT FG ATTEMPTS

Season: 1 vs South Dakota State (11/16/22)

SEC: 1 at Auburn (01/07/23)

FT MADE

Season: 1 vs Bradley (12/17/22)

SEC:

FT ATTEMPTED

Season: 2 vs Bradley (12/17/22)

SEC:

REBOUNDS

Season: 1 vs Bradley (12/17/22)

SEC:

ASSISTS

Season: 1 vs San Jose State (12/03/22)

SEC:

STEALS

Season: 1 (2x) LAST vs San Diego State (11/23/22)

SEC:

BLOCKED SHOTS

Season: --

SEC:

MINUTES

Season: 8:31 vs North Dakota State (11/07/22)

SEC: 0:40 at Auburn (01/07/23)

BARRY DUNNING JR. 2022-23 GAME STATS

Opponent	Date	GS	Min	FG	FGA	Pct	3FG	3A	Pct	FT	FTA	Pct	O	D	Tot	Avg	PF	FO	A	TO	Blk	Stl	Pts	Avg
NORTH DAKOTA ST.	11/07/22	9	0	1	.000	0	0	.000	0	0	.000	0	0	0	0.0	0	0	0	0	0	0	0	0	0.0
FORDHAM	11/11/22	3	0	0	.000	0	0	.000	0	0	.000	0	0	0	0.0	1	0	0	0	0	0	0	0	0.0
SOUTH DAKOTA ST.	11/16/22	6	0	1	.000	0	1	.000	0	0	.000	0	0	0	0.0	1	0	0	0	0	0	0	0	0.0
vs Louisville	11/21/22	3	0	0	.000	0	0	.000	0	0	.000	0	0	0	0.0	0	0	0	0	0	0	0	0	0.0
vs Creighton	11/22/22	DNP																						
vs San Diego St.	11/23/22	8	0	0	.000	0	0	.000	0	0	.000	0	0	0	0.0	1	0	0	1	0	1	0	0	0.0
TROY	11/28/22	*	1	0	0	.000	0	0	.000	0	0	.000	0	0	0	0.0	0	0	0	1	0	0	0	0.0
SAN JOSE ST.	12/03/22	4	0	0	.000	0	0	.000	0	0	.000	0	1	1	0.1	1	0	1	0	0	0	0	0	0.0
UNC GREENSBORO	12/06/22	DNP																						
vs Oklahoma	12/10/22	DNP																						
vs Bradley	12/17/22	1	0	0	.000	0	0	.000	1	2	.500	0	1	1	0.3	0	0	0	0	0	0	0	1	0.1
UNC ASHEVILLE	12/21/22	5	0	1	.000	0	0	.000	0	0	.000	0	0	0	0.2	0	0	0	0	0	0	0	0	0.1
at LSU	12/28/22	DNP																						
MISSOURI	01/04/23	DNP																						
at Auburn	01/07/23	1	0	1	.000	0	1	.000	0	0	.000	0	0	0	0.2	0	0	0	0	0	0	0	0	0.1
ALABAMA	01/11/23	DNP																						
at Vanderbilt	01/14/23	1	0	0	.000	0	0	.000	0	0	.000	0	0	0	0.2	0	0	0	0	0	0	0	0	0.1
at Missouri	01/18/23	DNP																						
OLE MISS	01/21/23	2	0	0	.000	0	0	.000	0	0	.000	0	0	0	0.2	0	0	0	0	0	0	0	0	0.1
LSU	01/24/23	DNP																						
at Baylor	01/28/23	0	0	0	.000	0	0	.000	0	0	.000	0	0	0	0.2	0	0	0	0	0	0	0	0	0.1
TEXAS A&M	01/31/23	DNP																						
at South Carolina	02/04/23	DNP																						
at Kentucky	02/07/23	DNP																						
MISSISSIPPI ST.	02/11/23	DNP																						
at Texas A&M	02/15/23	DNP																						
FLORIDA	02/18/23	1	0	0	.000	0	0	.000	0	0	.000	0	0	0	0.1	0	0	0	0	0	0	0	0	0.1
GEORGIA	02/21/23	3	0	1	.000	0	0	.000	0	0	.000	0	0	0	0.1	0	0	0	0	0	0	0	0	0.1
at Alabama	02/25/23	DNP																						
at Tennessee	02/28/23	DNP																						
KENTUCKY	03/04/23	DNP																						
vs Auburn	03/09/23	DNP																						
Totals		1	48	0	5	.000	0	2	.000	1	2	.500	0	2	2	0.1	4	0	1	2	0	2	1	0.1

BARRY DUNNING JR. CAREER STATISTICS

Year	GP	GS	Min	Avg	FG	FGA	Pct	3FG	3FGA	Pct	FT	FTA	Pct	Off	Def	Tot	Avg	PF	FO	Ast	TO	Blk	Stl	Pts	Avg
2022-23	15	1	48	3.2	0	5	.000	0	2	.000	1	2	.500	0	2	2	0.1	4	0	1	2	0	2	1	0.1

13

JORDAN WALSH

G/F | Fr. | 6-7 | 205 | Desoto, Texas | Link (Mo.) Academy

@jordanwalshlife

@jordanwalshlife

Including 2022-23, has **FOUR** years of collegiate eligibility
Major: TBA (Arts & Sciences)
Born on Mar. 3, 2004 in Dallas, Texas.
The son of John and Sandra Walsh



- Consensus top 25 player overall, top-7 small forward and 5-Star
- Played in the McDonald's All-American and Jordan Brand Classic games
- All-American: MaxPreps (3rd team) - Sports Illustrated (3rd team) - Jersey Mike's Naismith (HM)
- Was on the 2022-23 preseason Julius Erving Award Watch List, which goes to the nation's top small forward
- FIRST 5 SEC GAMES 1-of-17 (.059) from 3-point range
- LAST 15 GAMES 9-of-26 (.346) from deep

2022-23 HIGHLIGHTS


- NORTH DAKOTA STATE: Only played 18:20 due to foul trouble (and fouling out) in his collegiate debut ... However, tied for the team lead with three assists ... Was 1-of-1 FG and 2-of-2 FT.
- FORDHAM: Had his first double-digit scoring effort with 12 points (5-of-7 FG).
- SOUTH DAKOTA STATE: Was poised for a break-out game, but left the game early in the second half with an ankle injury.
- OKLAHOMA: Tied a then season-high with 12 points (5-of-9 FG; 2-of-5 3PT) with three rebounds and two steals ... Led the team at +11 (31:19 played)
- BRADLEY: Was the star of the game with a **game and career-high 18 points** (7-7 FG • 1-1 3PT) with a **career-high four steals** ... Scored seven points in an 11-0 run, including back-to-back fastbreak dunks and a 3-pointer ... Scored 16 of his 18 in the first half.
- UNCA: Only scored four points but his defense was stellar, helping hold Drew Pember to 1-of-7 FG.
- @ LSU: Scored 13 points, all in the second half to help Arkansas take a six point lead and out-score the Tigers ... Pulled down a **then career-high nine rebounds** (seven in the second half) and **blocked a career-high two shots**.
- MISSOURI: Had seven rebounds, three offensive, but played just 26 minutes due to foul trouble.
- @ AUBURN: Pulled down a **career-high 10 rebounds** with six points, two assists and a blocked shot
- @ VANDY: Was 0-of-6 FG, but was a team-best +10 in 16:43 played
- @ MISSOURI: Broke a mini slump, scoring 12 points and did not miss a shot (**4-of-4 FG; 2-2 3PT; 2-2 FT**) ... Only played 13 minutes before fouling out ... However, Arkansas was +13 with Walsh on the floor.
- OLE MISS: For the first time, **played all 40 minutes** ... Scored 13 points, making 5-of-9 FG / 2-of-4 3PT ... Added seven rebounds
- TEXAS A&M: Came off the bench to score 12 points as the Hogs out-scored A&M's bench 17-0 ... Added seven rebounds (3 offensive)
- @ SOUTH CAROLINA: Grabbed a **team-best and tied his career high with 10 rebounds**, including six offensive boards.
- @ KENTUCKY: For the second time, did not miss a shot in scoring 13 points ... (**4-of-4 FG; 1-1 3PT; 4-4 FT**).
- FLORIDA: Only scored five points, but hit a 3-pointer to open the second half and later had a dunk in the Hogs 17-2 run to open the half.
- GEORGIA: Led the team with seven rebounds (six in the second half) and scored nine points (all in the second half)
- @ ALABAMA: Grabbed seven rebounds and three steals, which was an SEC high, including one that led to a fastbreak dunk.
- KENTUCKY: Scored 10 points with seven rebounds, two assists, two steals and a blocked shot.
- vs AUBURN (SEC): Scored 11 points (4-of-5 FG; 3-4 FT) ... Added four rebounds and two assists

JORDAN WALSH 2022-23 GAME STATS

Opponent	Date	GS	Min	FG	FGA	Pct	3FG	3A	Pct	FT	FTA	Pct	O	D	Tot	Avg	PF	FO	A	TO	Blk	Stl	Pts	Avg
NORTH DAKOTA ST.	11/07/22		18	1	1.000	0	0	0.000	2	2	1.000	0	2	2	2.0	4	4.0	5	1	3	0	0	4	4.0
FORDHAM	11/11/22	*	21	5	7.714	0	2	0.000	2	3	.667	1	3	4	3.0	3	3.0	3	0	1	1	0	12	8.0
SOUTH DAKOTA ST.	11/16/22	*	16	4	7.571	2	4	.500	0	1	1.000	0	1	1	2.3	0	0	1	1	1	3	10	8.7	
vs Louisville	11/21/22	*	28	2	6.333	2	5	.400	1	2	.500	0	2	2	2.3	3	0	2	2	0	1	7	8.3	
vs Creighton	11/22/22	*	36	1	5.200	1	2	.500	2	2	1.000	0	3	3	2.4	3	0	2	2	0	1	5	7.6	
vs San Diego St.	11/23/22	*	34	3	7.429	0	2	.000	1	2	.500	3	2	5	2.8	4	0	2	1	1	0	7	7.5	
TROY	11/28/22	*	20	1	6.167	0	0	.000	4	5	.800	0	4	4	3.0	3	0	0	2	1	2	6	7.3	
SAN JOSE ST.	12/03/22	*	17	3	5.600	0	0	.000	0	0	.000	1	2	3	3.0	0	0	0	0	1	1	6	7.1	
UNC GREENSBORO	12/06/22	*	8	0	2.000	0	2	.000	0	0	.000	0	0	0	2.7	1	0	1	1	0	0	0	6.3	
vs Oklahoma	12/10/22	*	31	5	9.556	2	5	.400	0	0	.000	2	1	3	2.7	0	0	1	0	1	2	12	6.9	
vs Bradley	12/17/22	*	28	7	7.1000	1	1	1.000	3	4	.750	0	3	3	2.7	5	2	1	0	0	4	18	7.9	
UNC ASHEVILLE	12/21/22	*	19	1	2.500	0	0	.000	2	2	1.000	0	4	4	2.8	4	0	1	1	0	2	4	7.6	
at LSU	12/28/22	*	32	6	14.429	1	8	.125	0	0	.000	3	6	9	3.3	4	0	0	2	2	2	13	8.0	
MISSOURI	01/04/23	*	27	3	6.500	0	2	.000	0	0	.000	3	4	7	3.6	4	0	2	1	0	1	6	7.9	
at Auburn	01/07/23	*	32	2	10.200	0	3	.000	2	4	.500	4	6	10	4.0	4	0	2	2	1	0	6	7.7	
ALABAMA	01/11/23	*	17	1	5.200	0	1	.000	0	0	.000	0	2	2	3.9	2	0	0	0	0	0	2	7.4	
at Vanderbilt	01/14/23		17	0	6.000	0	3	.000	0	0	.000	0	2	2	3.8	3	0	2	1	1	0	0	6.9	
at Missouri	01/18/23		13	4	4.1000	2	2	1.000	2	2	1.000	0	2	2	3.7	5	1	0	1	0	0	12	7.2	
OLE MISS	01/21/23	*	40	5	9.556	2	4	.500	1	3	.333	1	6	7	3.8	1	0	0	3	0	1	13	7.5	
LSU	01/24/23	*	25	2	6.333	0	1	.000	0	0	.000	0	1	1	3.7	2	0	0	1	0	0	4	7.4	
at Baylor	01/28/23	*	18	2	4.500	0	0	.000	0	0	.000	0	1	1	3.6	5	1	0	1	2	1	4	7.2	
TEXAS A&M	01/31/23		27	4	8.500	1	2	.500	3	4	.750	3	4	7	3.7	3	0	1	2	0	1	12	7.4	
at South Carolina	02/04/23		33	2	6.333	0	1	.000	0	0	.000	6	4	10	4.0	2	0	1	1	1	0	4	7.3	
at Kentucky	02/07/23		22	4	4.1000	1	1	1.000	4	4	1.000	1	0	1	3.9	4	0	0	0	1	0	13	7.5	
MISSISSIPPI ST.	02/11/23		23	1	3.333	0	2	.000	0	0	.000	1	0	1	3.8	0	0	1	0	1	2	2	7.3	
at Texas A&M	02/15/23		30	3	6.500	0	1	.000	2	2	1.000	1	4	5	3.8	5	1	1	1	0	0	8	7.3	
FLORIDA	02/18/23	*	13	2	4.500	1	1	1.000	0	0	.000	1	1	2	3.8	1	0	0	1	0	0	5	7.2	
GEORGIA	02/21/23	*	21	2	6.333	1	3	.333	4	5	.800	0	7	7	3.9	3	0	0	0	0	2	9	7.3	
at Alabama	02/25/23	*	34	2	7.286	0	1	.000	0	0	.000	1	6	7	4.0	5	1	1	1	0	3	4	7.2	
at Tennessee	02/28/23	*	24	0	4.000	0	1	.000	1	2	.500	0	4	4	4.0	4	0	1	2	0	2	1	7.0	
KENTUCKY	03/04/23		31	4	12.333	1	6	.167	1	3	.333	3	4	7	4.1	3	0	2	0	1	2	10	7.1	
vs Auburn	03/09/23		21	4	5.800	0	0	.000	3	4	.750	2	2	4	4.1	2	0	2	1	1	0	11	7.2	
Totals			22	776	86	194	.443	18	66	.273	40	56	.714	38	93	131	4.1	93	7	31	32	16	230	7.2

JORDAN WALSH CAREER STATISTICS

Year	GP	GS	Min	Avg	FG	FGA	Pct	3FG	3FGA	Pct	FT	FTA	Pct	Off	Def	Tot	Avg	PF	FO	Ast	TO	Blk	Stl	Pts	Avg
2022-23	32	22	776	24.3	86	194	.443	18	66	.273	40	56	.714	38	93	131	4.1	93	7	31	32	16	33	230	7.2



NATIONAL RECRUITING RANKINGS

- #25 on the SI99 All-American list
- ESPN ★★★★★ #11 nation #4 SF
- 247Composite ★★★★★ #18 nation #7 SF
- 247Sports ★★★★★ #19 nation #7 SF
- Rivals ★★★★★ #24 nation #7 SF

- Led ARK in Pts:1
- Led ARK in Rebs:4
- Led ARK in Assists:1
- Led ARK in Steals:2
- Led ARK in Blocked Shots:0
- Double-figure Pts:.....10
- Double-figure Rebs:.....1
- 20-pt gms - 30-pt gms:.....0 - 0
- Gms with a 3PT Made:.....11
- Gms with 3+ Assists:.....1
- Gms with 3+ Steals:.....3
- Gms with 3+ Blks:.....0
- Gms with 5+ Rebs:.....10

WALSH'S PERSONAL BESTS

- POINTS**
Season: 18 vs Bradley (12/17/22)
SEC: 13 (2x) LAST vs Ole Miss (01/21/23)
- FG MADE**
Season: 7 vs Bradley (12/17/22)
SEC: 6 at LSU (12/28/22)
- FG ATTEMPTED**
Season: 14 at LSU (12/28/22)
SEC: 14 at LSU (12/28/22)
- 3-POINT FG MADE**
Season: 2 (5x) LAST vs Ole Miss (01/21/23)
SEC: 2 (2x) LAASST vs Ole Miss (01/21/23)
- 3-PT FG ATTEMPTS**
Season: 8 at LSU (12/28/22)
SEC: 8 at LSU (12/28/22)
- FT MADE**
Season: 4 vs Troy (11/28/22)
SEC: 3 vs Texas A&M (01/31/23)
- FT ATTEMPTED**
Season: 5 vs Troy (11/28/22)
SEC: 4 (2x) LAST vs Texas A&M (01/31/23)
- REBOUNDS**
Season: 10 (2x) LAST at South Carolina (02/04/23)
SEC: 10 (2x) LAST at S. Carolina (02/04/23)
- ASSISTS**
Season: 3 vs North Dakota State (11/07/22)
SEC: 2 (4x) LAST at Kentucky (03/04/23)
- STEALS**
Season: 4 vs Bradley (12/17/22)
SEC: 3 at Alabama (02/25/23)
- BLOCKED SHOTS**
Season: 2 (2x) LAST at Baylor (01/28/23)
SEC: 2 at LSU (12/28/22)
- MINUTES**
Season: 40:00 vs Ole Miss (01/21/23)
SEC: 40:00 vs Ole Miss (01/21/23)

15

MAKHI MITCHELL

F/C | Sr. | 6-9 | 230 | Washington, D.C. | Woodrow Wilson HS / Rhode Island

@MoTheKid03

@thats_khi

Including 2022-23, has TWO years of collegiate eligibility

Major: Food, Nutrition & Health

Born on Jan. 31, 2000 in Washington, D.C.

The son of Maria Mitchell



DOUBLE-DOUBLES (10)

SOPHOMORE (at URI) (1)
12/02/20 • SETON HALL 11 pts 11 reb

JUNIOR (at URI) (7)
11/12/21 • BRYANT 11 pts 18 reb
11/27/21 • GEORGIA STATE 10 pts 12 reb
12/13/21 • at Milwaukee 16 pts 10 reb
01/28/22 • at Dayton 12 pts 11 reb
02/05/22 • UMASS 13 pts 13 reb
02/12/22 • DAVIDSON 16 pts 11 reb
02/19/22 • at George Washington 13 pts 10 reb

SENIOR (at ARK) (2)
12/06/22 • UNC GREENSBORO 13 pts 14 reb
02/18/23 • FLORIDA 10 pts 10 reb

Makhi (Ma-KAI) Mitchell joined the Razorback squad with his twin Makhel for 2022-23 after playing two seasons at Rhode Island and one at Maryland ... Has two seasons of eligibility remaining ... Is the older of the twins by two minutes.

- Had 14 rebounds vs UNCG, 12 at LSU & 10 vs FLA • 8 other gms with at least 8 rebs
- ON A PER 40 MINUTES BASIS, AVERAGES: 13.7 pts • 11.0 reb • 2.6 BLK

2022-23 HIGHLIGHTS:

- NORTH DAKOTA STATE: Made 4-of-5 FG and **tied his career high with three steals**.
- LOUISVILLE: Tied his brother for the team lead with a season-high six rebounds.
- TROY: Was bright spot for Arkansas in the first half with 10 points and nine rebounds as the Hogs trailed 33-31 ... Finished with a **season-high 14 points** (6-of-8 FG) with nine rebounds (all in the first half) and three blocked shots.
- UNCG: Had his **first double-double as a Razorback** with 13 points (4-of-5 FG; 5-of-7 FT) and 14 rebounds (all defensive) ... Added a season-high four blocked shots with two steals.
- OKLAHOMA: Had 10 points and a game-high six rebounds with a steal and two blocked shots ... Handed out a season-high four assists.
- UNCA: Scored 9 pts (4-of-5 FG) with three assists and three blocked shots
- @ LSU: Had 12 rebounds and eight points with three blocked shots ... Held KJ Williams to just 8 points (Williams entered the game averaging 19.3 ppg).
- @ VANDY: Just missed a double-double with 11 pints and 8 rebounds ... **Took and made his first 3-point shot of the year**.
- @ MISSOURI: Tied for the team lead with nine rebounds ... Made 5-of-6 at the line.
- LSU: Scored 10 points and led the team with eight rebounds ... For the second time vs LSU this season, had three blocked shots.
- @ KENTUCKY: Grabbed a game-high nine rebounds and added two assists.
- @ TEXAS A&M: Led Arkansas with nine rebounds and scored 11 points (4-of-4 FG, 3-of-4 FT) ... Added two blocked shots.
- FLORIDA: Posted his **second double-double as a Razorback** with 10 points and 10 rebounds ... Was a team-best +27 in 20 minutes played ... Scored a team-best six points in a 17-4 run to open the second half.
- vs AUBURN (SEC): For just the second time this year, came off the bench and scored 12 points (5-of-7 FG) ... Made two big layups late (4:29 and 1:54)



- Led his team in Pts (ARK): 4 (0)
- Led his team in Rebs (ARK): 29 (12)
- Led his team in Assists (ARK): 5 (1)
- Led his team in Blk Shots (ARK): 23 (9)
- Double-figure Pts (ARK): 28 (9)
- Double-figure Rebs (ARK): 13 (3)
- 20-pt gms - 30-pt gms (ARK): 0 - 0
- Gms with a 3PT Made (ARK): 7 (1)
- Gms with 3+ Assists (ARK): 9 (3)
- Gms with 3+ Blks (ARK): 10 (4)
- Gms with 3+ Steals (ARK): 5 (3)
- Gms with 5+ Rebs (ARK): 43 (16)

MAKHI'S PERSONAL BESTS

POINTS

Season: 14 vs Troy (11/28/22)
Career: 19 vs American Int'l (01/02/22)
SEC: 11 at Vanderbilt (01/14/23)

FG MADE

Season: 6 vs Troy (11/28/22)
Career: 7 (2x) last Am International (01/02/22)
SEC: 4 at Vanderbilt (01/14/23)

FG ATTEMPTED

Season: 8 vs Troy (11/28/22)
Career: 12 at VCU (02/08/22)
SEC: 7 at Vanderbilt (01/14/23)

3-POINT FG MADE

Season: 1 at Vanderbilt (01/14/23)
Career: 1 (8x) LAST at Vanderbilt (01/14/23)
SEC: 1 at Vanderbilt (01/14/23)

3-PT FG ATTEMPTS

Season: 1 at Vanderbilt (01/14/23)
Career: 3 at Saint Joseph's (03/05/22)
SEC: 1 at Vanderbilt (01/14/23)

FT MADE

Season: 5 (2x) LAST at Missouri (01/18/23)
Career: 8 vs George Mason (11/22/19)
SEC: 5 at Missouri (01/18/23)

FT ATTEMPTED

Season: 7 vs UNC Greensboro (12/06/22)
Career: 12 (2x) last vs G. Washington (01/22/22)
SEC: 6 (2x) LAST at Missouri (01/18/23)

REBOUNDS

Season: 14 vs UNC Greensboro (12/06/22)
Career: 18 vs Bryant (11/21/21)
SEC: 12 at LSU (12/28/22)

ASSISTS

Season: 4 (2x) LAST vs Georgia (02/21/23)
Career: 8 at UMass (01/15/22)
SEC: 4 vs Georgia (02/21/23)

STEALS

Season: 3 (3x) LAST vs UNCA Asheville (12/21/22)
Career: 3 (5x) LAST vs UNCA (12/21/22)
SEC: 1 (3x) LAST vs Texas A&M (01/31/23)

BLOCKED SHOTS

Season: 4 vs UNC Greensboro (12/06/22)
Career: 6 vs Saint Louis (03/03/22)
SEC: 3 (3x) LAST vs Texas A&M (01/31/23)

MINUTES

Season: 35:53 at LSU (12/28/22)
Career: 30:39 at Geo Washington (02/19/22)
SEC: 35:53 at LSU (12/28/22)

MAKHI MITCHELL 2022-23 GAME STATS

Opponent	Date	GS	Min	FG	FGA	Pct	3FG	3A	Pct	FT	FTA	Pct	O	D	Tot	Avg	PF	FO	A	TO	Blk	Stl	Pts	Avg	
NORTH DAKOTA ST.	11/07/22	*	20	4	5	.800	0	0	.000	0	0	.000	1	3	4	4.0	4	0	1	0	0	3	8	8.0	
FORDHAM	11/11/22	*	26	4	7	.571	0	0	.000	0	0	.000	2	2	4	4.0	3	0	2	0	2	3	8	8.0	
SOUTH DAKOTA ST.	11/16/22	*	15	2	5	.400	0	0	.000	1	3	.333	1	3	4	4.0	3	0	3	2	0	1	5	7.0	
vs Louisville	11/21/22	*	18	2	3	.667	0	0	.000	1	2	.500	3	3	6	4.5	3	0	1	2	1	0	5	6.5	
vs Creighton	11/22/22	*	8	1	2	.500	0	0	.000	0	0	.000	1	0	1	3.8	3	0	0	2	0	1	2	5.6	
vs San Diego St.	11/23/22	*	11	0	0	.000	0	0	.000	2	2	1.000	0	3	3	3.7	1	0	0	0	0	1	2	5.0	
TROY	11/28/22	*	28	6	8	.750	0	0	.000	2	2	1.000	4	5	9	4.4	2	0	0	2	3	0	14	6.3	
SAN JOSE ST.	12/03/22	*	12	4	6	.667	0	0	.000	0	1	.000	2	2	4	4.4	1	0	0	1	1	1	8	6.5	
UNC GREENSBORO	12/06/22	*	32	4	5	.800	0	0	.000	5	7	.714	0	14	14	5.4	2	0	1	0	4	2	13	7.2	
vs Oklahoma	12/10/22	*	22	5	8	.625	0	0	.000	0	0	.000	0	6	6	5.5	2	0	4	0	2	1	10	7.5	
vs Bradley	12/17/22	*	17	3	5	.600	0	0	.000	0	0	.000	1	2	3	5.3	5	1	2	2	1	2	6	7.4	
UNC ASHEVILLE	12/21/22	*	15	4	5	.800	0	0	.000	1	4	.250	0	1	1	4.9	2	0	3	0	2	3	9	7.5	
at LSU	12/28/22	*	36	3	5	.600	0	0	.000	2	3	.667	2	10	12	5.5	3	0	1	1	3	0	8	7.5	
MISSOURI	01/04/23	*	15	4	7	.571	0	0	.000	0	0	.000	3	4	7	5.6	3	0	0	1	2	0	8	7.6	
at Auburn	01/07/23	*	22	3	4	.750	0	0	.000	0	3	.000	1	6	7	5.7	2	0	0	1	2	0	6	7.5	
ALABAMA	01/11/23	*	27	3	5	.600	0	0	.000	4	6	.667	3	2	5	5.6	5	1	1	3	0	1	10	7.6	
at Vanderbilt	01/14/23	*	22	4	7	.571	1	1	1.000	2	4	.500	3	5	8	5.8	5	1	0	0	1	0	11	7.8	
at Missouri	01/18/23	*	36	1	3	.333	0	0	.000	5	6	.833	1	8	9	5.9	5	1	1	2	1	0	7	7.8	
OLE MISS	01/21/23	*	16	1	1	1.000	0	0	.000	2	2	1.000	0	2	2	5.7	2	0	1	0	1	1	4	7.6	
LSU	01/24/23	*	28	4	6	.667	0	0	.000	2	2	1.000	3	5	8	5.9	2	0	1	3	3	0	10	7.7	
at Baylor	01/28/23	*	16	2	2	1.000	0	0	.000	0	0	.000	1	3	4	5.8	5	1	1	1	1	0	4	7.5	
TEXAS A&M	01/31/23	*	15	3	5	.600	0	0	.000	0	0	.000	1	4	5	5.7	3	0	0	0	3	1	6	7.5	
at South Carolina	02/04/23	*	5	1	2	.500	0	0	.000	0	0	.000	1	1	2	5.6	0	0	0	0	0	0	2	7.2	
at Kentucky	02/07/23	*	26	1	1	1.000	0	0	.000	2	2	1.000	3	6	9	5.7	2	0	2	0	0	1	4	7.1	
MISSISSIPPI ST.	02/11/23	*	11	3	3	1.000	0	0	.000	0	1	.000	1	3	4	5.6	5	1	0	0	1	0	6	7.0	
at Texas A&M	02/15/23	*	26	4	4	1.000	0	0	.000	3	4	.750	3	6	9	5.8	3	0	1	0	2	0	11	7.2	
FLORIDA	02/18/23	*	20	5	7	.714	0	0	.000	0	0	.000	2	8	10	5.9	1	0	1	1	2	1	10	7.3	
GEORGIA	02/21/23	*	24	3	4	.750	0	0	.000	1	1	1.000	1	4	5	5.9	2	0	4	0	1	1	7	7.3	
at Alabama	02/25/23	*	13	0	2	.000	0	0	.000	0	0	.000	2	0	2	5.8	2	0	2	3	2	0	0	7.0	
at Tennessee	02/28/23	*	17	0	2	.000	0	0	.000	2	2	1.000	1	2	3	5.7	0	0	1	0	1	0	2	6.9	
KENTUCKY	03/04/23	*	18	1	2	.500	0	0	.000	0	0	.000	1	0	1	5.5	2	0	1	0	0	0	2	6.7	
vs Auburn	03/09/23	*	24	5	7	.714	0	0	.000	2	2	1.000	4	2	6	5.5	3	0	2	1	0	1	12	6.9	
Totals			30	641	90	138	.652	1	1	1.000	39	59	.661	52	125	177	5.5	86	6	37	28	42	25	220	6.9

MAKHI MITCHELL CAREER STATISTICS

Year	GP	GS	Min	Avg	FG	FGA	Pct	3FG	3FGA	Pct	FT	FTA	Pct	Off	Def	Tot	Avg	PF	FO	Ast	TO	Blk	Stl	Pts	Avg
2019-20 (MD)	12	6	111	9.2	12	34	.353	0	0	.000	12	22	.545	10	29	39	3.3	19	0	2	8	8	2	36	3.0
2020-21 (URI)	7	2	112	16.1	12	26	.462	0	0	.000	17	28	.607	6	28	34	4.9	22	1	2	10	4	4	41	5.9
2021-22 (URI)	31	27	749	24.1	121	232	.522	7	23	.304	59	113	.522	50	175	225	7.3	91	2	48	87	43	30	308	9.9
2022-23 (ARK)	32	30	641	20.0	90	138	.652	1	1	1.000	39	59	.661	52	125	177	5.5	86	6	37	28	42	25	220	6.9
CAREER	82	65	1613	19.7	235	430	.547	8	24	.333	127	222	.572	118	357	475	5.8	218	9	89	133	97	61	605	7.4

20 KAMANI JOHNSON

F | Sr. | 6-7 | 230 | Brooklyn, N.Y. | Holy Spirit (Ga.) Prep School / Little Rock

@KamaniJohnson20

@kamani_johnson

Including 2022-23, has **ONE** year of collegiate eligibility
Major: Communications - **Spring 2023 Graduate**
Born on Mar. 10, 2000 in Brooklyn, N.Y.
The son of Makini Campbell



DOUBLE-DOUBLES (4)

SOPHOMORE @ LITTLE ROCK		(2)
11/27/19 • ALCORN STATE	17 pts 12 reb	
01/02/20 • TEXAS STATE	15 pts 10 reb	
01/04/20 • UT ARLINGTON	30 pts 13 reb	
02/22/20 • at Arkansas St.	32 pts 16 reb	
^ - Back-to-Back games		

Played his first two seasons at Little Rock ... Sat out 2020-21 at Arkansas as a transfer ... Played 26 games with one start for the Razorbacks in 2021-22 ... Was **third team All-Sun Belt in 2020** ... Among the Sun Belt and NCAA leaders in rebounding and free throws attempted.

- Brings high energy and toughness off the bench ... Great offensive rebounder with a knack for drawing free throw attempts ... A solid defender and excellent passer for a big man (although he only has three assists this season ... two in his last game) ... Has only committed five turnovers (three on one game early in the season)
- Only played three minutes over six games after injuring his foot versus South Carolina ... Returned to the lineup for the Tennessee and Kentucky games to close the season.

2022-23 HIGHLIGHTS:

- SAN DIEGO STATE: After playing just 22 minutes with zero points through the first five games, made a huge impact **playing the final 19:07 in the come-from-behind win** ... Checked in at the 14:25 mark and the Hogs were down 11 (45-34) ... **Tied the game with a tip-in at the buzzer to force overtime** ... Finished the game with seven points, seven rebounds and two steals with a +14 ... Had four points, four rebounds and two steals in overtime - **sealed the win two free throws with tree seconds left in OT and stole the inbounds pass for the four-point win.**
- TROY: Saw his most playing time as a Razorback with 32:29 minutes and was second-best on the team at +14.
- OKLAHOMA: Was +7 in 15:44 played with five rebounds (three offensive), five points, one assist, one steal and one blocked shot.
- UNCA: **Perhaps his best overall game of the season** ... Had seven points and seven rebounds (five offensive) with three steals and two assists
- MISSOURI: Provided a bug spark off the bench ... **Pulled down a team-best and season-high eight rebounds** ... Drew six fouls.
- @ AUBURN: Had five rebounds and led the team with two steals.
- KENTUCKY: Prior to the game, was honored as the Razorbacks' lone senior whose eligibility expires this year ... Played eight minutes and grabbed three offensive rebounds, drew three fouls and had a steal.
- vs AUBURN (SEC): Earned the start and scored 4 points (2-2 FG) with three rebounds (two offensive) in 7:53 played.



- Led his team in Pts (ARK): 5 (0)
- Led his team in Rebs (ARK): 14 (4)
- Led his team in Assists (ARK): 7 (0)
- Led his tm in PT+REB Same Gm (ARK): 3 (0)
- Led his tm in P+R+A Same Gm (ARK): 2 (0)
- Double-figure Pts (ARK): 20 (0)
- Double-figure Rebs (ARK): 7 (0)
- 20-pt gms (ARK): 3 (0)
- 30-pt gms (ARK): 2 (0)
- Gms with a 3PT Made (ARK): 0 (0)
- Gms with 3+ Assists (ARK): 17 (0)
- Gms with 5+ Rebs (ARK): 46 (9)

JOHNSON'S PERSONAL BESTS

POINTS	
Season: 8	vs Troy (11/28/22)
Career: 32	at Arkansas State (02/22/20)
SEC: 7 (2x)	last vs Miss State (02/05/22)

FG MADE	
Season: 2	vs San Diego State (11/23/22)
Career: 9	at Arkansas State (02/22/20)
SEC: 3	vs Mississippi State (02/05/22)

FG ATTEMPTED	
Season: 3	vs Troy (11/28/22)
Career: 13	at Memphis (11/20/19)
SEC: 5	vs Mississippi State (02/05/22)

3-PT FG ATT	
Season: --	
Career: 1 (2x)	last at Memphis (11/20/19)
SEC: --	

FT MADE	
Season: 3	vs San Diego State (11/23/22)
Career: 14	at Arkansas State (02/22/20)
SEC: 5	at Texas A&M (01/08/22)

FT ATTEMPTED	
Season: 6	vs Troy (11/28/22)
Career: 16	at Arkansas State (02/22/20)
SEC: 8	at Tennessee (03/05/22)

REBOUNDS	
Season: 8	vs Missouri (01/04/23)
Career: 20	at Arkansas State (02/22/20)
SEC: 8 (2x)	last at Tennessee (03/05/22)

ASSISTS	
Season: 1 (4x)	LAST vs LSU (01/24/23)
Career: 6	vs App State (02/01/20)
SEC: 2	vs Mississippi State (02/05/22)

STEALS	
Season: 3	vs UNC Asheville (12/21/22)
Career: 3 (2x)	vs UNCA (12/21/22)
SEC: 2	at Auburn (01/07/23)

BLOCKED SHOTS	
Season: 1 (3x)	LAST at Vanderbilt (01/14/23)
Career: 3	vs Elon (12/21/21)
SEC: 1 (2x)	LAST at Vanderbilt (01/14/23)

MINUTES	
Season: 32:29	vs Troy (11/28/22)
Career: 38:42	vs UT Arlington (01/04/20)
SEC: 30:29	at Missouri (01/18/23)

KAMANI JOHNSON 2022-23 GAME STATS																								
Opponent	Date	GS	Min	FG	FGA	Pct	3FG	3A	Pct	FT	FTA	Pct	O	D	Tot	Avg	PF	FO	A	TO	Blk	Stl	Pts	Avg
NORTH DAKOTA ST.	11/07/22	*	10	0	0	.000	0	0	.000	0	0	.000	0	0	0	0.0	2	0	0	1	0	0	0	0.0
FORDHAM	11/11/22		3	0	1	.000	0	0	.000	0	2	.000	1	0	1	0.5	0	0	0	0	0	0	0	0.0
SOUTH DAKOTA ST.	11/16/22		9	1	3	.333	0	0	.000	0	0	.000	3	1	4	1.7	3	0	0	3	0	1	2	0.7
vs Louisville	11/21/22	DNP																						
vs Creighton	11/22/22	DNP																						
vs San Diego St.	11/23/22		19	2	2	1.000	0	0	.000	3	5	.600	4	3	7	3.0	3	0	0	1	0	2	7	2.3
TROY	11/28/22		32	1	3	.333	0	0	.000	6	8	.750	0	3	3	3.0	2	0	0	0	0	1	8	3.4
SAN JOSE ST.	12/03/22		3	0	0	.000	0	0	.000	0	0	.000	0	0	0	2.5	1	0	0	0	0	1	0	2.8
UNC GREENSBORO	12/06/22		9	0	1	.000	0	0	.000	1	2	.500	1	4	5	2.9	0	0	0	0	1	0	1	2.8
vs Oklahoma	12/10/22		15	2	3	.667	0	0	.000	1	1	1.000	3	2	5	3.1	2	0	1	0	1	1	5	2.9
vs Bradley	12/17/22		12	1	1	1.000	0	0	.000	0	0	.000	1	1	2	3.0	2	0	0	1	0	1	2	2.8
UNC ASHEVILLE	12/21/22		22	3	6	.500	0	0	.000	1	2	.500	5	2	7	3.4	2	0	2	0	0	3	7	3.2
at LSU	12/28/22		7	0	0	.000	0	0	.000	0	0	.000	0	0	0	3.1	2	0	0	0	0	0	0	2.9
MISSOURI	01/04/23		20	2	2	1.000	0	0	.000	1	4	.250	3	5	8	3.5	3	0	0	0	0	1	5	3.3
at Auburn	01/07/23		20	0	2	.000	0	0	.000	1	2	.500	3	2	5	3.6	3	0	0	0	0	2	1	2.9
ALABAMA	01/11/23		6	0	0	.000	0	0	.000	0	0	.000	0	0	0	3.4	2	0	0	0	0	0	0	2.7
at Vanderbilt	01/14/23		8	0	0	.000	0	0	.000	0	0	.000	1	0	1	3.2	5	1	0	0	1	0	0	2.5
at Missouri	01/18/23	*	31	2	4	.500	0	0	.000	3	4	.750	3	4	7	3.4	5	1	0	1	0	0	7	2.8
OLE MISS	01/21/23	*	3	0	1	.000	0	0	.000	0	0	.000	0	0	0	3.2	2	0	0	0	0	0	0	2.8
LSU	01/24/23		7	0	0	.000	0	0	.000	0	0	.000	1	0	1	3.1	3	0	1	1	1	0	0	2.5
at Baylor	01/28/23		3	0	0	.000	0	0	.000	0	0	.000	0	1	1	3.0	1	0	0	0	0	0	0	2.4
TEXAS A&M	01/31/23	DNP																						
at South Carolina	02/04/23		1	0	0	.000	0	0	.000	0	0	.000	0	0	0	2.9	0	0	0	0	1	0	0	2.3
at Kentucky	02/07/23	DNP																						
MISSISSIPPI ST.	02/11/23	DNP																						
at Texas A&M	02/15/23		3	0	0	.000	0	0	.000	0	0	.000	0	0	0	2.7	2	0	0	0	0	0	0	2.7
FLORIDA	02/18/23	DNP-Inj																						
GEORGIA	02/21/23	DNP-Inj																						
at Alabama	02/25/23	DNP-Inj																						
at Tennessee	02/28/23		12	0	0	.000	0	0	.000	0	2	.000	1	2	3	2.7	2	0	0	0	0	0	0	2.0
KENTUCKY	03/04/23		8	0	0	.000	0	0	.000	2	3	.667	3	0	3	2.7	2	0	0	0	0	1	2	2.0
vs Auburn	03/09/23	*	8	2	2	1.000	0	0	.000	0	0	.000	2	1	3	2.8	3	0	0	2	0	0	4	2.3
Totals			4	271	16	31	.516	0	0	.000	19	35	.543	35	31	66	2.8	52	2	4	9	6	14	51

KAMANI JOHNSON CAREER STATISTICS

Year	GP	GS	Min	Avg	FG	FGA	Pct	3FG	3FGA	Pct	FT	FTA	Pct	Off	Def	Tot	Avg	PF	FO	Ass	TO	Blk	Stl	Pts	Avg
2018-19 (VALR)	27	15	519	19.2	53	96	.552	0	1	.000	33	65	.508	51	79	130	4.8	85	5	37	41	13	14	139	5.1
2019-20 (VALR)	31	28	860	27.7	98	191	.513	0	1	.000	144	198	.727	94	113	207	6.7	99	5	68	67	15	23	340	11.0
2021-22 (ARK)	26	1	203	7.8	18	29	.621	0	0	.000	23	43	.535	34	35	69	2.7	37	0	7	16	10	6	59	2.3
2022-23 (ARK)	24	4	271	11.3	16	31	.516	0	0	.000	19	35	.543	35	31	66	2.8	52	2	4	9	6	14	51	2.1
CAREER	108	48	1853	17.2	185	347	.533	0	2	.000	219	341	.642	214	258	472	4.4	273	12	116	133	44	57	589	5.5

22

MAKHEL MITCHELL

F/C | Sr. | 6-10 | 240 | Washington, D.C. | Woodrow Wilson HS / Rhode Island

@makhelmitchell

@_kheili

Including 2022-23, has **TWO** years of collegiate eligibility
Major: Food, Nutrition & Health
Born on Jan. 31, 2000 in Washington, D.C.
The son of Maria Mitchell



DOUBLE-DOUBLES (4)

SOPHOMORE (at URI) (3)
01/16/21 • GEORGE MASON ^ 14 pts 10 reb
01/20/21 • at Duquesne ^ 16 pts 11 reb
02/16/21 • DAYTON 16 pts 12 reb

JUNIOR (at URI) (1)
02/08/22 • at VCU 12 pts 10 reb
^ - Consecutive games

Makhel (Ma-Kale) Mitchell joined the Razorback squad with his twin Makhi for 2022-23 after playing two seasons at Rhode Island and one at Maryland ... Has two seasons of eligibility remaining ... Is the younger of the twins by two minutes.

- **ON A PER 40 MINUTES BASIS, AVERAGES: 11.5 pts • 10.4 reb and 4.8 BLOCKED SHOTS**
- **Ranks 5th among active SEC players in career blocked shots (163)**
- **4th in the SEC (51st NCAA) in blocked shots (1.65)**
- **IN SEC GAMES ONLY, 2nd in blocked shots (2.07)**

2022-23 HIGHLIGHTS:

- LOUISVILLE: Tied his brother with a game and season-high six rebounds ... Also scored a season-high 12 points, making 4-of-5 FG – all four on dunks – and making 4-of-6 at the line.
- SAN DIEGO STATE: Was 3-of-3 from the field (with two dunks) and led the team with two blocked shots.
- UNCA: Was solid in his eight minutes with six points, three rebounds, three blocked shots and a steal.
- ALABAMA: **Got his first start of the season** ... Had five points and four rebounds ... Made both of his FG attempts (both dunks) and made his only FT attempt ... Rejected two shots and added a steal
- OLE MISS: After not playing at Mizzou the previous game, was having one of his most impactful games of the season ... Only played 21:08 before leaving the game with a foot injury ... Scored four points with five rebounds (SEC high and 2nd-best total of the season), two steals (tying as season high), two blocked shots and an assist.
- @ BAYLOR: After missing a game with a foot injury, provided a big spark off the bench ... Was 1 of 2 players in the positive in +/- at +3 ... Had season highs in minutes (23:05), rebounds (7) and blocked shots (3).
- TEXAS A&M: On his birthday, **blocked seven shots** (one shy of his career high) with **a career-high 13 rebounds** ... Added nine points and played a season-high 32:16.
- @ KENTUCKY: Scored a **season-high 15 points** (7-9 FG) and blocked five shots.
- MISS STATE: Tied for the team lead with six rebounds, was 3-of-3 from the field and blocked three shots.
- @ ALABAMA: Led the team with eight rebounds and was +3 in his 17:56 played.



- **Led his tm in Pts (ARK): 13 (0)**
- **Led his tm in Rebs (ARK): 16 (4)**
- **Led his tm in Assists (ARK): 8 (0)**
- **Led his tm in BLK Shots (ARK): 44 (9)**
- **Double-figure Pts (ARK): 30 (0)**
- **Double-figure Rebs (ARK): 4 (0)**
- **20-pt gms – 30-pt gms (ARK): 3 (0) - 0 (0)**
- **Gms with a 3PT Made (ARK): 0 (0)**
- **Gms with 3+ Assists (ARK): 4 (0)**
- **Gms with 3+ Blks (ARK): 23 (5)**
- **Gms with 5+ Rebs (ARK): 37 (5)**

MAKHEL'S PERSONAL BESTS

POINTS

Season: 15 at Kentucky (02/07/23)
Career: 23 at UMass (01/13/21)
SEC: 15 at Kentucky (02/07/23)

FG MADE

Season: 7 at Kentucky (02/07/23)
Career: 10 at UMass (01/13/21)
SEC: 7 at Kentucky (02/07/23)

FG ATTEMPTED

Season: 9 at Kentucky (02/07/23)
Career: 16 vs Saint Louis (03/02/22)
SEC: 9 at Kentucky (02/07/23)

3-POINT FG MADE

Season: --

Career: --

SEC: --

3-PT FG ATTEMPTS

Season: --

Career: 2 (2x) LAST at Milwaukee (12/13/21)

SEC: --

FT MADE

Season: 4 vs Louisville (11/21/22)
Career: 8 vs George Mason (11/22/19)
SEC: 2 vs Ole Miss (01/21/23)

FT ATTEMPTED

Season: 6 vs Louisville (11/21/22)
Career: 13 (2x) last vs G. Washington (01/22/22)
SEC: 4 vs Ole Miss (01/21/23)

REBOUNDS

Season: 13 vs Texas A&M (01/31/23)
Career: 13 vs Texas A&M (01/31/23)
SEC: 13 vs Texas A&M (01/31/23)

ASSISTS

Season: 3 vs Louisville (11/21/22)
Career: 5 vs Georgia State (11/27/21)
SEC: 1 (2x) LAST vs Ole Miss (01/21/23)

STEALS

Season: 2 (2x) LAST vs Ole Miss (01/21/23)
Career: 3 at Fordham (02/02/22)
SEC: 2 vs Ole Miss (01/21/23)

BLOCKED SHOTS

Season: 7 vs Texas A&M (01/31/23)
Career: 8 vs Boston College (11/21/21)
SEC: 7 vs Texas A&M (01/31/23)

MINUTES

Season: 32:16 vs Texas A&M (01/31/23)
Career: 33:55 at Geo Washington (02/19/22)
SEC: 32:16 vs Texas A&M (01/31/23)

MAKHEL MITCHELL 2022-23 GAME STATS

Opponent	Date	GS	Min	FG	FGA	Pct	3FG	3A	Pct	FT	FTA	Pct	O	D	Tot	Avg	PF	FO	A	TO	Blk	Stl	Pts	Avg
NORTH DAKOTA ST.	11/07/22	DNP																						
FORDHAM	11/11/22	4	0	1	.000	0	0	.000	0	0	.000	0	0	0	0.0	0	0	0	1	0	1	0	0.0	
SOUTH DAKOTA ST.	11/16/22	6	0	1	.000	0	0	.000	0	0	.000	0	3	3	1.5	2	0	1	1	0	1	0	0.0	
vs Louisville	11/21/22	20	4	5	.800	0	0	.000	4	6	.667	0	6	6	3.0	2	0	3	0	2	2	12	4.0	
vs Creighton	11/22/22	7	2	3	.667	0	0	.000	0	1	.000	1	2	3	3.0	0	0	0	0	2	0	4	4.0	
vs San Diego St.	11/23/22	14	3	3	1.000	0	0	.000	0	0	.000	0	3	3	3.0	3	0	0	1	2	0	6	4.4	
TROY	11/28/22	7	1	1	1.000	0	0	.000	0	0	.000	1	1	2	2.8	0	0	0	0	0	0	2	4.0	
SAN JOSE ST.	12/03/22	1	0	1	.000	0	0	.000	0	0	.000	1	0	1	2.6	0	0	0	0	0	0	0	3.4	
UNC GREENSBORO	12/06/22	DNP																						
vs Oklahoma	12/10/22	DNP																						
vs Bradley	12/17/22	1	0	0	.000	0	0	.000	0	0	.000	0	0	0	2.3	0	0	0	0	0	0	0	3.0	
UNC ASHEVILLE	12/21/22	8	2	4	.500	0	0	.000	2	2	1.000	1	2	3	2.3	1	0	0	2	3	1	6	3.3	
at LSU	12/28/22	DNP																						
MISSOURI	01/04/23	1	0	0	.000	0	0	.000	1	2	.500	0	0	0	2.1	0	0	0	0	0	0	1	3.1	
at Auburn	01/07/23	7	1	1	1.000	0	0	.000	0	0	.000	0	2	2	2.1	1	0	0	1	0	0	2	3.0	
ALABAMA	01/11/23	* 22	2	2	1.000	0	0	.000	1	1	1.000	2	2	4	2.3	3	0	0	1	2	1	5	3.2	
at Vanderbilt	01/14/23	* 17	4	5	.800	0	0	.000	0	3	.000	1	1	2	2.2	3	0	1	1	2	0	8	3.5	
at Missouri	01/18/23	DNP																						
OLE MISS	01/21/23	21	1	1	1.000	0	0	.000	2	4	.500	2	3	5	2.4	3	0	1	0	2	2	4	3.6	
LSU	01/24/23	DNP-Inj																						
at Baylor	01/28/23	24	2	3	.667	0	0	.000	0	0	.000	2	5	7	2.7	4	0	2	1	3	0	4	3.6	
TEXAS A&M	01/31/23	* 32	4	8	.500	0	0	.000	1	3	.333	5	8	13	3.4	4	0	0	0	7	1	9	3.9	
at South Carolina	02/04/23	* 19	2	5	.400	0	0	.000	1	2	.500	1	3	4	3.4	2	0	0	0	1	0	5	4.0	
at Kentucky	02/07/23	* 29	7	9	.778	0	0	.000	1	1	1.000	0	4	4	3.4	4	0	0	0	5	0	15	4.6	
MISSISSIPPI ST.	02/11/23	* 30	3	3	1.000	0	0	.000	0	2	.000	0	6	6	3.6	2	0	0	2	3	1	6	4.7	
at Texas A&M	02/15/23	* 19	2	4	.500	0	0	.000	0	1	.000	0	4	4	3.6	5	1	0	2	4	0	4	4.7	
FLORIDA	02/18/23	13	2	2	1.000	0	0	.000	0	0	.000	2	2	4	3.6	2	0	0	0	2	0	4	4.6	
GEORGIA	02/21/23	8	1	1	1.000	0	0	.000	0	0	.000	1	3	4	3.6	3	0	1	0	0	0	2	4.5	
at Alabama	02/25/23	18	2	4	.500	0	0	.000	1	3	.333	2	6	8	3.8	2	0	0	1	1	1	5	4.5	
at Tennessee	02/28/23	11	0	0	.000	0	0	.000	0	0	.000	0	0	0	3.7	5	1	0	1	2	0	0	4.3	
KENTUCKY	03/04/23	* 15	0	5	.000	0	0	.000	0	0	.000	4	1	5	3.7	3	0	0	1	0	0	0	4.2	
vs Auburn	03/09/23	8	0	0	.000	0	0	.000	0	0	.000	0	1	1	3.6	1	0	0	1	0	0	0	4.0	
Totals		8	362	45	72	.625	0	0	.000	14	31	.452	26	68	94	3.6	55	2	9	17	43	11	104	4.0

MAKHEL MITCHELL CAREER STATISTICS

Year	GP	GS	Min	Avg	FG	FGA	Pct	3FG	3FGA	Pct	FT	FTA	Pct	Off	Def	Tot	Avg	PF	FO	Ass	TO	Blk	Stl	Pts	Avg
2019-20 (MD)	10	0	67	6.7	4	8	.500	0	0	.000	2	4	.500	8	15	23	2.3	9	0	2	3	4	2	10	1.0
2020-21 (URI)	25	23	558	22.3	97	186	.522	0	2	.000	45	96	.469	47	92	139	5.6	87	7	22	49	42	10	239	9.6
2021-22 (URI)	31	27	821	26.5	135	269	.502	0	7	.000	62	118	.525	34	139	173	5.6	86	3	40	59	74	23	332	10.7
2022-23 (ARK)	26	8	362	13.9	45	72	.625	0	0	.000	14	31	.452	26	68	94	3.6	55	2	9	17	43	11	104	4.0
CAREER	92	58	1808	19.7	281	535	.525	0	9	.000	123	249	.494	115	314	429	4.7	237	12	73	128	163	46	685	7.4

23

DERRIAN FORD

G | Fr. | 6-3 | 205 | Magnolia, Ark. | Magnolia HS

@thetruthballers

@derrianford2022

Including 2022-23, has **FOUR** years of collegiate eligibility
Major: TBA (Education)
Born on Nov. 14, 2003 in Magnolia, Ark.
The son of Darnell and Tiffani Ford

**RAZORBACK FACT**

Most free throws attempted in a season without a miss, since 1947-48 (HogsStats):

7 - Joseph Pinion, 2022-23

6 - Derrian Ford, 2022-23

6 - DeQuavious Wagner, 2013-14

6 - Willie Cutts, 1983-84

4 - Three others

Made the **University's Dean's List** (3.5-3.99 GPA) for **Fall 2022**.

Made the **Department's Honor Roll** (3.5-3.99 GPA) for **Fall 2022**.

NAMED TO THE SEC COMMUNITY SERVICE TEAM FOR HIS WORK WITH:

- Extra Yard for Teachers
- First Tee Golf Event
- The Children's Safety Center
- The Yvonne Richardson Center Bike Giveaway
- The Miracles and Magic Radiothon for NWA Children's Hospital

• **Two-time Gatorade Arkansas Player of the Year (2021 & '22)**

• **McDonald's High school All-American Nominee**

• Two-time (2021 and 2022) Class 4A Player of the Year by the Arkansas Basketball Coaches Association

2022-23 HIGHLIGHTS:

- FORDHAM: Scored his first two collegiate points
- SOUTH DAKOTA STATE: Grabbed three rebounds and had a steal in nine minutes.
- SAN JOSE STATE: Had three assists and two points in 7:15 played.
- UNCA: Dished out two assists with three rebounds.
- @ MISSOURI: Saw his most significant minutes of the season ... Scored four points (1-of-1 FG and 2-of-2 FT) in 9:29 played.
- OLE MISS: Was the first sub off the bench for the first time this season.
- GEORGIA: Had two assists and two rebounds in 3:45.

**NATIONAL RECRUITING RANKINGS**

- #66 on the SI99 All-American list
- 247Sports ★★★★★ #69 nation #11 CG
- 247Composite ★★★★★ #68 nation #12 CG
- ESPN ★★★★★ #71 nation #12 SF
- Rivals ★★★★★ #78 nation #16 SG

DERRIAN FORD 2022-23 GAME STATS

Opponent	Date	GS	Min	FG	FGA	Pct	3FG	3A	Pct	FT	FTA	Pct	O	D	Tot	Avg	PF	FO	A	TO	Blk	Stl	Pts	Avg
NORTH DAKOTA ST.	11/07/22	3	0	1	.000	0	0	.000	0	0	.000	1	0	1	1.0	0	0	0	0	0	0	0	0	0.0
FORDHAM	11/11/22	5	1	2	.500	0	0	.000	0	0	.000	0	0	0	0.5	0	0	0	0	0	0	0	2	1.0
SOUTH DAKOTA ST.	11/16/22	9	0	0	.000	0	0	.000	0	0	.000	0	3	3	1.3	1	0	0	1	0	1	0	0	0.7
vs Louisville	11/21/22	4	1	1	1.000	0	0	.000	0	0	.000	0	0	0	1.0	1	0	0	0	0	0	0	2	1.0
vs Creighton	11/22/22	DNP																						
vs San Diego St.	11/23/22	DNP																						
TROY	11/28/22	DNP																						
SAN JOSE ST.	12/03/22	7	1	1	1.000	0	0	.000	0	0	.000	0	0	0	0.8	0	0	3	0	0	0	0	2	1.2
UNC GREENSBORO	12/06/22	1	0	0	.000	0	0	.000	0	0	.000	0	0	0	0.7	0	0	0	0	0	0	0	0	1.0
vs Oklahoma	12/10/22	DNP																						
vs Bradley	12/17/22	2	0	0	.000	0	0	.000	0	0	.000	0	0	0	0.6	0	0	0	1	0	0	0	0	0.9
UNC ASHEVILLE	12/21/22	9	0	2	.000	0	0	.000	2	2	1.000	0	3	3	0.9	0	0	2	0	0	0	0	2	1.0
at LSU	12/28/22	DNP																						
MISSOURI	01/04/23	DNP																						
at Auburn	01/07/23	1	0	0	.000	0	0	.000	0	0	.000	0	0	0	0.8	0	0	0	0	0	0	0	0	0.9
ALABAMA	01/11/23	0	0	0	.000	0	0	.000	0	0	.000	0	0	0	0.7	0	0	0	0	0	0	0	0	0.8
at Vanderbilt	01/14/23	3	0	0	.000	0	0	.000	0	0	.000	0	0	0	0.6	1	0	0	1	0	0	0	0	0.7
at Missouri	01/18/23	9	1	1	1.000	0	0	.000	2	2	1.000	0	0	0	0.6	1	0	0	1	0	0	0	4	1.0
OLE MISS	01/21/23	7	0	1	.000	0	1	.000	0	0	.000	0	0	0	0.5	1	0	0	0	0	0	0	0	0.9
LSU	01/24/23	DNP																						
at Baylor	01/28/23	DNP																						
TEXAS A&M	01/31/23	DNP																						
at South Carolina	02/04/23	DNP																						
at Kentucky	02/07/23	0	0	0	.000	0	0	.000	0	0	.000	0	0	0	0.5	0	0	0	0	0	0	0	0	0.9
MISSISSIPPI ST.	02/11/23	DNP																						
at Texas A&M	02/15/23	DNP																						
FLORIDA	02/18/23	2	0	0	.000	0	0	.000	0	0	.000	0	0	0	0.5	0	0	0	0	0	0	0	0	0.8
GEORGIA	02/21/23	4	0	0	.000	0	0	.000	0	0	.000	0	2	2	0.6	0	0	2	0	0	0	0	0	0.8
at Alabama	02/25/23	0	0	0	.000	0	0	.000	0	0	.000	0	0	0	0.5	0	0	0	0	0	0	0	0	0.7
at Tennessee	02/28/23	9	0	0	.000	0	0	.000	2	2	1.000	0	0	0	0.5	1	0	0	0	0	0	0	2	0.8
KENTUCKY	03/04/23	0	0	0	.000	0	0	.000	0	0	.000	0	0	0	0.5	0	0	0	0	0	0	0	0	0.7
vs Auburn	03/09/23	DNP																						
Totals		0	75	4	9	.444	0	1	.000	6	6	1.000	1	8	9	0.5	6	0	7	4	0	1	14	0.7

FORD'S PERSONAL BESTS

POINTS	Season: 4	at Missouri (01/18/23)
SEC: 4	at Missouri (01/18/23)	
FG MADE	Season: 1 (4x)	LAST at Missouri (01/18/23)
SEC: 1	at Missouri (01/18/23)	
FG ATTEMPTED	Season: 2	vs Fordham (11/11/22)
SEC: 1	at Missouri (01/18/23)	
3-POINT FG MADE	Season: --	
SEC: --		
3-PT FG ATTEMPTS	Season: --	
SEC: --		
FT MADE	Season: 2 (3x)	LAST at Tennessee (02/28/23)
SEC: 2 (2x)	LAST at Tennessee (02/28/23)	
FT ATTEMPTED	Season: 2 (3x)	LAST at Tennessee (02/28/23)
SEC: 2 (2x)	LAST at Tennessee (02/28/23)	
REBOUNDS	Season: 3	LAST vs UNC Asheville (12/21/22)
SEC: 2	vs Georgia (02/21/23)	
ASSISTS	Season: 3	vs San Jose State (12/03/22)
SEC: 2	vs Georgia (02/21/23)	
STEALS	Season: 1	vs South Dakota State (11/16/22)
SEC: --		
BLOCKED SHOTS	Season: --	
SEC: --		
MINUTES	Season: 9:29	at Missouri (01/18/23)
SEC: 9:29	at Missouri (01/18/23)	

DERRIAN FORD CAREER STATISTICS

Year	GP	GS	Min	Avg	FG	FGA	Pct	3FG	3FGA	Pct	FT	FTA	Pct	Off	Def	Tot	Avg	PF	FO	Asst	TO	Blk	Stl	Pts	Avg
2022-23	19	0	75	3.9	4	9	.444	0	1	.000	6	6	1.000	1	8	9	0.5	6	0	7	4	0	1	14	0.7

21 CADE ARBOGAST

G | Jr. | 6-3 | 180 | Concord, Calif. | De La Salle HS / Lane (Ore.) CC

[@cadearbogast](#)
[@cadearbogast](#)

Including 2022-23, has **THREE** years of collegiate eligibility
Major: Communications
Born on Aug. 23, 2000 in Walnut Creek, Calif.
The son of Peter and Carol Arbogast



Named to the 2022-23 SEC Winter Academic Honor Roll

2021-22 (So.):

• **Scored his first collegiate points** – a 3-pointer (1:32 in the 2nd half) [that blew the roof off Bud Walton Arena](#) – in the **San Jose State win**.

2021-22 (So. at Arkansas):

• Came to Arkansas as a walkon but earned a scholarship on Jan. 21 ([watch](#)) ... Played in four games, including the NCAA second-round win over New Mexico State ... **Grabbed three rebounds and added an assist in the win at Georgia**.

CADE ARBOGAST CAREER STATISTICS

Year	GP	GS	Min	Avg	FG	FGA	Pct	3FG	3FGA	Pct	FT	FTA	Pct	Off	Def	Tot	Avg	PF	FO	Ast	TO	Blk	Stl	Pts	Avg
2021-22	4	0	3	0.8	0	4	.000	0	2	.000	0	0	.000	2	1	3	0.8	0	0	1	0	0	0	0	0.0
2022-23	8	0	11	1.4	1	4	.250	1	4	.250	0	0	.000	0	1	1	0.1	1	0	0	0	0	0	3	0.4
CAREER	12	0	14	1.2	1	8	.125	1	6	.167	0	0	.000	2	2	4	0.3	1	0	1	0	0	0	3	0.3

45 LAWSON BLAKE

F | So. | 6-10 | 235 | Fayetteville, Ark. | Fayetteville HS / Link Year (Mo.) Prep

[@lawsonblake](#)
[@lawson.blake](#)

Including 2022-23, has **THREE** years of collegiate eligibility
Major: Exercise Science
Born on an. 3, 2002 in San Antonio, Texas
The son of Larry and Allison Blake



Named to the SEC First-Year Academic Honor Roll (2021-22) and the 2022-23 SEC Winter Academic Honor Roll

Made the **University's Chancellor's List** (4.0 GPA) for **Fall 2022**.

Made the **Department's Champions Honor Roll** (4.0 GPA) for **Fall 2022**.

2022-23 (So.):

• **Scored his first career points in the win over Georgia**, converting an old-fashioned, 3-point play with 27 seconds left ([WATCH BASKET AND TEAM REACTION](#)) ... Grabbed his first career rebound in the win over Fordham ... Had a **career-high two boards** versus UNC Asheville.

2021-22 (Fr.):

• Made the team as a walkon ... Played in five games, including Arkansas' second-round NCAA Tournament win over New Mexico State.

LAWSON BLAKE CAREER STATISTICS

Year	GP	GS	Min	Avg	FG	FGA	Pct	3FG	3FGA	Pct	FT	FTA	Pct	Off	Def	Tot	Avg	PF	FO	Ast	TO	Blk	Stl	Pts	Avg
2021-22	5	0	5	1.0	0	0	.000	0	0	.000	0	0	.000	0	0	0	0.0	0	0	0	0	0	0	0	0.0
2022-23	8	0	12	1.5	1	4	.250	0	0	.000	1	3	.333	1	3	4	0.5	1	0	0	1	0	0	3	0.4
CAREER	13	0	17	1.3	1	4	.250	0	0	.000	1	3	.333	1	3	4	0.3	1	0	0	1	0	0	3	0.2

ARKANSAS RAZORBACKS

2022-23 SEASON RESULTS & LEADERS

RECORD:	OVERALL	HOME	AWAY	NEUTRAL
ALL GAMES	20-12	13-3	2-8	5-1
CONFERENCE	8-10	6-3	2-7	0-0
NON-CONFERENCE	12-2	7-0	0-1	5-1

DATE	TIME (CT)	R	A	N	K	OPPONENT	TV	RESULT	ATTEND	RECORD	(SEC)	HIGH POINTS	HIGH REBOUNDS
11/07/22	7:00 pm	10/10	--/--			NORTH DAKOTA STATE	SEC Network Plus	W 78-56	19200	1-0	--	(22)Ricky Council IV	(12)Trevon Brazile
11/11/22	7:00 pm	10/10	--/--			FORDHAM	SEC Network Plus	W 74-48	19200	2-0	--	(15)Ricky Council IV	(8)Trevon Brazile
11/16/22	7:00 pm	9/10	--/--			SOUTH DAKOTA STATE	SEC Network Plus	W 71-56	19200	3-0	--	(19)Ricky Council IV	(10)Trevon Brazile
11/21/22	4:00 pm	+ 9/9	--/--			vs Louisville	ESPN2	W 80-54	2400	4-0	--	(26)Anthony Black	(6)Makhi Mitchell (6)Makhel Mitchell
11/22/22	7:00 pm	+ 9/9	10/8			vs Creighton	ESPN	87-90 L	2400	4-1	--	(26)Anthony Black	(6)Anthony Black (6)Trevon Brazile
11/23/22	9:00 pm	+ 9/9	17/19			vs San Diego State	ESPN2	(OT) W 78-74	2400	5-1	--	(20)Trevon Brazile	(9)Trevon Brazile
11/28/22	7:00 pm	11/11	--/--			TROY	SEC Network	W 74-61	19200	6-1	--	(27)Ricky Council IV	(9)Makhi Mitchell
12/03/22	3:00 pm	11/11	--/--			SAN JOSE STATE	SEC Network	W 99-58	19200	7-1	--	(23)Trevon Brazile	(6)Jalen Graham
12/06/22	6:00 pm	9/8	--/--			UNC GREENSBORO	SEC Network	W 65-58	19200	8-1	--	(22)Nick Smith Jr.	(14)Makhi Mitchell
12/10/22	Noon	@ 9/8	--/RV			vs. Oklahoma	ESPN2	W 88-78	14201	9-1	--	(26)Ricky Council IV	(6)Makhi Mitchell
12/17/22	3:00 pm	& 10/10	--/--			vs. Bradley	--	W 76-57	16675	10-1	--	(18)Jordan Walsh	(7)Davonte Davis
12/21/22	8:00 pm	10/8	--/--			UNC ASHEVILLE	SEC Network	W 85-51	19200	11-1	--	(16)Jalen Graham	(7)Kamani Johnson
12/28/22	8:00 pm	* 9/7	--/--			at LSU	ESPN2	57-60 L	10428	11-2	0-1	(16)Davonte Davis	(12)Makhi Mitchell
01/04/23	7:30 pm	* 13/13	20/21			MISSOURI	SEC Network	W 74-68	19200	12-2	1-1	(25)Ricky Council IV	(8)Kamani Johnson
01/07/23	7:30 pm	* 13/13	22/20			at Auburn	SEC Network	59-72 L	9121	12-3	1-2	(23)Anthony Black	(10)Jordan Walsh
01/11/23	6:00 pm	* 15/16	4/4			ALABAMA	ESPN2	69-84 L	19200	12-4	1-3	(16)Jalen Graham (16)Davonte Davis	(10)Davonte Davis
01/14/23	1:00 pm	* 15/16	--/--			at Vanderbilt	ESPNU	84-97 L	9362	12-5	1-4	(24)Ricky Council IV	(8)Makhi Mitchell
01/18/23	8:00 pm	* 25/25	RV/RV			at Missouri	SEC Network	76-79 L	14448	12-6	1-5	(18)Davonte Davis	(9)Davonte Davis (9)Makhi Mitchell
01/21/23	11:00 am	* 25/25	--/--			OLE MISS	ESPN2	W 69-57	19200	13-6	2-5	(17)Anthony Black	(7)Jordan Walsh
01/24/23	6:00 pm	* RV/--	--/--			LSU	ESPN2	W 60-40	19200	14-6	3-5	(16)Davonte Davis	(8)Makhi Mitchell
01/28/23	3 or 5 pm	% RV/--	17/17			at Baylor	ESPN	64-67 L	10627	14-7	--	(25)Ricky Council IV	(9)Jalen Graham
01/31/23	6:00 pm	* RV/--	RV/RV			TEXAS A&M	ESPN2	W 81-70	19200	15-7	4-5	(19)Ricky Council IV (19)Davonte Davis	(13)Makhel Mitchell
02/04/23	2:30 pm	* RV/--	--/--			at South Carolina	SEC Network	W 65-63	11558	16-7	5-5	(16)Jalen Graham	(10)Jordan Walsh
02/27/23	8:00 pm	* RV/--	RV/RV			at Kentucky	ESPN	W 88-73	19855	17-7	6-5	(20)Ricky Council IV	(9)Makhi Mitchell
02/11/23	5:00 pm	* RV/--	--/--			MISSISSIPPI STATE	ESPNU	64-70 L	19200	17-8	6-6	(23)Anthony Black	(6)Ricky Council IV (6)Makhel Mitchell (6)Davonte Davis
02/15/23	8:00 pm	* RV/--	RV/25			at Texas A&M	ESPN2	56-62 L	11315	17-9	6--7	(14)Davonte Davis	(9)Makhi Mitchell
02/18/23	1:00 pm	* RV/--	--/--			FLORIDA	ESPN2	W 84-65	19200	18-9	7-7	(26)Jalen Graham	(10)Makhi Mitchell
02/21/23	8:00 pm	* RV/--	--/--			GEORGIA	SEC Network	W 97-65	19200	19-9	8-7	(26)Nick Smith Jr.	(7)Jordan Walsh
02/25/23	1:00 pm	* RV/--	2/2			at Alabama	ESPN2	83-86 L	13474	19-10	8-8	(24)Nick Smith Jr.	(8)Makhel Mitchell
02/28/23	8:00 pm	* RV/--	12/14			at Tennessee	ESPN2	57-75 L	18324	19-11	8-9	(13)Anthony Black (13)Davonte Davis	(6)Davonte Davis
03/04/23	1:00 pm	* RV/--	23/RV			KENTUCKY	CBS	79-88 L	19200	19-12	8-10	(25)Nick Smith Jr.	(8)Anthony Black
03/09/23	6:00 pm	^ RV/--	--/--			vs Auburn	SEC Network	W 76-73	14583	20-12		(19)Anthony Black	(10)Davonte Davis

Home Games in CAPS | * - Southeastern Conference game | + Maui Jim Maui Invitational (Lahaina, Hawaii (Lahaina Civic Center) |
 @ - played in Tulsa, Okla. (BOK Center) | & - played in North Little Rock (Simmons Bank Arena) |
 % - Big 12/SEC Challenge | ^ - SEC Tournament (Nashville, Tenn. - Bridgestone Arena)

ATTENDANCE SUMMARY	GAMES	TOTALS	AVG/GAME
HOME	16	307200	19200
AWAY	10	128512	12851
NEUTRAL	6	52659	8776
TOTAL	32	488371	15262

ARKANSAS RAZORBACKS

2022-23 COMBINED REPORT

RECORD:	OVERALL	HOME	AWAY	NEUTRAL
ALL GAMES	20-12	13-3	2-8	5-1
CONFERENCE	8-10	6-3	2-7	0-0
NON-CONFERENCE	12-2	7-0	0-1	5-1

#	Player	GP	GS	Min	Avg	• TOTAL •			• 3-PTS •			• REBOUNDS •				PF		FO		A				TO		Blk		Stl		Pts		Av	
						FG	FGA	Pct	3FG	FGA	Pct	FT	FTA	Pct	Off																		
1	Ricky Council IV	32	26	1095	34.2	174	386	.451	31	111	.279	141	182	.775	28	80	108	3.4	59	0	74	69	8	38	520	16.3							
3	Nick Smith Jr.	13	10	332	25.5	64	159	.403	20	58	.345	32	42	.762	4	20	24	1.8	20	0	24	19	2	13	180	13.8							
0	Anthony Black	32	32	1110	34.7	136	291	.467	26	83	.313	117	167	.701	42	122	164	5.1	80	2	135	102	16	63	415	13.0							
4	Davonte Davis	31	27	1031	33.3	125	301	.415	42	120	.350	40	56	.714	18	111	129	4.2	75	3	84	63	4	42	332	10.7							
13	Jordan Walsh	32	22	776	24.3	86	194	.443	18	66	.273	40	56	.714	38	93	131	4.1	93	7	31	32	16	33	230	7.2							
15	Makhi Mitchell	32	30	641	20.0	90	138	.652	1	1	1.000	39	59	.661	52	125	177	5.5	86	6	37	28	42	25	220	6.9							
11	Jalen Graham	28	0	275	9.8	71	109	.651	0	3	.000	12	32	.375	21	44	65	2.3	36	0	14	35	13	11	154	5.5							
22	Makhel Mitchell	26	8	362	13.9	45	72	.625	0	0	.000	14	31	.452	26	68	94	3.6	55	2	9	17	43	11	104	4.0							
5	Joseph Pinion	24	0	144	6.0	21	45	.467	13	32	.406	7	7	1.000	4	11	15	0.6	20	0	3	0	1	6	62	2.6							
20	Kamani Johnson	24	4	271	11.3	16	31	.516	0	0	.000	19	35	.543	35	31	66	2.8	52	2	4	9	6	14	51	2.1							
23	Derrian Ford	19	0	75	3.9	4	9	.444	0	1	.000	6	6	1.000	1	8	9	0.5	6	0	7	4	0	1	14	0.7							
2	Trevon Brazile	9	0	243	27.0	37	77	.481	11	29	.379	21	31	.677	9	45	54	6.0	23	1	9	20	11	9	106	11.8							
45	Lawson Blake	8	0	12	1.5	1	4	.250	0	0	.000	1	3	.333	1	3	4	0.5	1	0	0	1	0	0	3	0.4							
21	Cade Arbogast	8	0	11	1.4	1	4	.250	1	4	.250	0	0	.000	0	1	1	0.1	1	0	0	0	0	0	3	0.4							
12	Barry Dunning Jr.	15	1	48	3.2	0	5	.000	0	2	.000	1	2	.500	0	2	2	0.1	4	0	1	2	0	2	1	0.1							
TEAM.....															44		49		93		2.9		0		13		0						
THE HOGS.....		32					871	1825	.477	163	510	.320	490	709	.691	323	813	1136	35.5	611	23	432	414	162	268	2395	74.8						
Opponents.....		32					748	1783	.420	168	543	.309	493	692	.712	310	730	1040	32.5	604	-	333	458	89	214	2157	67.4						

Team Statistics	ARK	OPP
SCORING	2395	2157
Points per game	74.8	67.4
Scoring margin	+7.4	-
FIELD GOALS-ATT	871-1825	748-1783
Field goal pct	.477	.420
3 POINT FG-ATT	163-510	168-543
3-point FG pct	.320	.309
3-pt FG made per game	5.1	5.3
FREE THROWS-ATT	490-709	493-692
Free throw pct	.691	.712
F-Throws made per game	15.3	15.4
REBOUNDS	1136	1040
Rebounds per game	35.5	32.5
Rebounding margin	+3.0	-
ASSISTS	432	333
Assists per game	13.5	10.4
TURNOVERS	414	458
Turnovers per game	12.9	14.3
Turnover margin	+1.4	-
Assist/turnover ratio	1.0	0.7
STEALS	268	214
Steals per game	8.4	6.7
BLOCKS	162	89
Blocks per game	5.1	2.8
ATTENDANCE	307200	181171
Home games-Avg/Game	16-19200	10-12851
Neutral site-Avg/Game	-	6-8776

SCORE BY PERIODS:	1st	2nd	OT	Total
Arkansas	1095	1289	11	2395
Opponents	975	1175	7	2157

Date	Ark. Rank	Opponent	Result	Score	Attend
11/07/22	10/10	NORTH DAKOTA ST.	W	76-58	19200
11/11/22	10/10	FORDHAM	W	74-48	19200
11/16/22	9/10	SOUTH DAKOTA ST.	W	71-56	19200
+ 11/21/22	9/9	vs Louisville	W	80-54	2400
+ 11/22/22	9/9	vs #10/8 Creighton	L	87-90	2400
+ 11/23/22	9/9	vs #17/19 San Diego St.	W	78-74 (OT)	2400
11/28/22	11/11	TROY	W	74-61	19200
12/03/22	11/11	SAN JOSE ST.	W	99-58	19200
12/06/22	9/8	UNC GREENSBORO	W	65-58	19200
@ 12/10/22	9/8	vs -/RV Oklahoma	W	88-78	14201
& 12/17/22	10/10	vs Bradley	W	76-57	16675
12/21/22	10/8	UNC ASHEVILLE	W	85-51	19200
* 12/28/22	9/7	at LSU	L	57-60	10428
* 01/04/23	13/13	#20/21 MISSOURI	W	74-68	19200
* 01/07/22	13/13	#22/20 at Auburn	L	59-72	9121
* 01/11/23	15/16	#4/4 ALABAMA	L	69-84	19200
* 01/14/23	15/16	at Vanderbilt	L	84-97	9362
* 01/18/23	25/25	at Missouri	L	76-79	14448
* 01/21/23	25/25	OLE MISS	W	69-57	19200
* 01/24/23	RV/--	LSU	W	60-40	19200
% 01/28/23	RV/--	at #17/17 Baylor	L	64-67	10627
* 01/31/23	RV/--	TEXAS A&M	W	81-70	19200
* 02/04/23	RV/--	at South Carolina	W	65-63	11558
* 02/07/23	RV/--	at Kentucky	W	88-73	19855
* 02/11/23	RV/--	MISSISSIPPI ST.	L	64-70	19200
* 02/15/23	RV/--	RV/#25 at Texas A&M	L	56-62	11315
* 02/18/23	RV/--	FLORIDA	W	84-65	19200
* 02/21/23	RV/--	GEORGIA	W	97-65	19200
* 02/25/23	RV/--	#2/2 at Alabama	L	83-86	13474
* 02/28/23	RV/--	#12/14 at Tennessee	L	57-75	18324
* 03/04/23	RV/--	#23/RV KENTUCKY	L	79-88	19200
^ 03/09/23	RV/--	vs Auburn	W	76-73	14583

* = SEC game || + Maui Jim Maui Invitational (Lahaina, Hawaii (Lahaina Civic Center)) ||
 @ - played in Tulsa, Okla. (BOK Center) || & - played in North Little Rock (Simmons Bank Arena) ||
 % - Big 12/SEC Challenge | ^ - SEC Tournament (Nashville, Tenn. - Bridgestone Arena)

ARKANSAS RAZORBACKS

2022-23 SEASON STATISTICS • ALL GAMES



RECORD:	OVERALL	HOME	AWAY	NEUTRAL
ALL GAMES	20-12	13-3	2-8	5-1
CONFERENCE	8-10	6-3	2-7	0-0
NON-CONFERENCE	12-2	7-0	0-1	5-1

##	Player	GP	GS	Min	Avg	• TOTAL •			• 3-PTS •			• REBOUNDS •														
						FG	FGA	Pct	3FG	FGA	Pct	FT	FTA	Pct	Off	Def	Tot	Avg	PFFO	A	TO	Blk	St	Pts	Avg	
1	Ricky Council IV	32	26	1095	34.2	174	386	.451	31	111	.279	141	182	.775	28	80	108	3.4	59	0	74	69	8	38	520	16.3
3	Nick Smith Jr.	13	10	332	25.5	64	159	.403	20	58	.345	32	42	.762	4	20	24	1.8	20	0	24	19	2	13	180	13.8
0	Anthony Black	32	32	1110	34.7	136	291	.467	26	83	.313	117	167	.701	42	122	164	5.1	80	2	135	102	16	63	415	13.0
4	Davonte Davis	31	27	1031	33.3	125	301	.415	42	120	.350	40	56	.714	18	111	129	4.2	75	3	84	63	4	42	332	10.7
13	Jordan Walsh	32	22	776	24.3	86	194	.443	18	66	.273	40	56	.714	38	93	131	4.1	93	7	31	32	16	33	230	7.2
15	Makhi Mitchell	32	30	641	20.0	90	138	.652	1	1	1.000	39	59	.661	52	125	177	5.5	86	6	37	28	42	25	220	6.9
11	Jalen Graham	28	0	275	9.8	71	109	.651	0	3	.000	12	32	.375	21	44	65	2.3	36	0	14	35	13	11	154	5.5
22	Makhel Mitchell	26	8	362	13.9	45	72	.625	0	0	.000	14	31	.452	26	68	94	3.6	55	2	9	17	43	11	104	4.0
5	Joseph Pinion	24	0	144	6.0	21	45	.467	13	32	.406	7	7	1.000	4	11	15	0.6	20	0	3	0	1	6	62	2.6
20	Kamani Johnson	24	4	271	11.3	16	31	.516	0	0	.000	19	35	.543	35	31	66	2.8	52	2	4	9	6	14	51	2.1
23	Derrian Ford	19	0	75	3.9	4	9	.444	0	1	.000	6	6	1.000	1	8	9	0.5	6	0	7	4	0	1	14	0.7
2	Trevon Brazile	9	0	243	27.0	37	77	.481	11	29	.379	21	31	.677	9	45	54	6.0	23	1	9	20	11	9	106	11.8
45	Lawson Blake	8	0	12	1.5	1	4	.250	0	0	.000	1	3	.333	1	3	4	0.5	1	0	0	1	0	0	3	0.4
21	Cade Arbogast	8	0	11	1.4	1	4	.250	1	4	.250	0	0	.000	0	1	1	0.1	1	0	0	0	0	0	3	0.4
12	Barry Dunning Jr.	15	1	48	3.2	0	5	.000	0	2	.000	1	2	.500	0	2	2	0.1	4	0	1	2	0	2	1	0.1
TEAM.....															44	49	93	2.9	0		13				0	
ARKANSAS.....		32				871	1825	.477	163	510	.320	490	709	.691	323	813	1136	35.5	611	23	432	414	162	268	2395	74.8
Opponents.....		32				748	1783	.420	168	543	.309	493	692	.712	310	730	1040	32.5	604	-	333	458	89	214	2157	67.4

SCORE BY PERIODS:	1st	2nd	OT	Total
Arkansas	1095	1289	11	2395
Opponents	975	1175	7	2157

DEADBALL REBOUNDS:	OFF	DEF	TOTAL
Arkansas	105	13	118
Opponents	97	15	112

ARKANSAS RAZORBACKS

2022-23 STATISTICS • SEC GAMES ONLY



RECORD:	OVERALL	HOME	AWAY
SEC ONLY	8-10	6-3	2-7

#	Player	GP	GS	Min	Avg	• TOTAL •			• 3-PTS •			• REBOUNDS •									Pts	Avg				
						FG	FGA	Pct	3FG	FGA	Pct	FT	FTA	Pct	Off	Def	Tot	Avg	PFFO	A			TO	Blk	St	
1	Ricky Council IV	18	12	602	33.4	82	207	.396	17	68	.250	87	115	.757	18	54	72	4.0	33	0	39	41	5	16	268	14.9
3	Nick Smith Jr.	7	5	185	26.4	37	93	.398	12	33	.364	16	22	.727	2	10	12	1.7	13	0	13	10	1	8	102	14.6
0	Anthony Black	18	18	638	35.4	77	177	.435	13	46	.283	71	104	.683	25	68	93	5.2	51	2	82	61	9	38	238	13.2
4	Davonte Davis	18	18	632	35.1	88	196	.449	34	82	.415	17	26	.654	9	70	79	4.4	49	3	50	40	2	25	227	12.6
13	Jordan Walsh	18	10	461	25.6	47	121	.388	10	43	.233	20	29	.690	29	63	92	5.1	55	3	14	19	8	16	124	6.9
15	Makhi Mitchell	18	17	377	20.9	44	70	.629	1	1	1.000	25	36	.694	32	76	108	6.0	47	4	17	15	25	6	114	6.3
11	Jalen Graham	17	0	173	10.2	44	66	.667	0	2	.000	6	17	.353	9	23	32	1.9	21	0	6	21	11	5	94	5.5
22	Makhel Mitchell	15	8	262	17.5	31	50	.620	0	0	.000	8	22	.364	20	45	65	4.3	42	2	3	10	31	6	70	4.7
5	Joseph Pinion	14	0	98	7.0	14	29	.483	10	23	.435	3	3	1.000	2	5	7	0.5	14	0	0	0	1	4	41	2.9
45	Lawson Blake	2	0	2	1.0	1	2	.500	0	0	.000	1	3	.333	0	0	0	0.0	0	0	0	0	0	0	3	1.5
20	Kamani Johnson	12	2	126	10.5	4	9	.444	0	0	.000	7	15	.467	15	13	28	2.3	31	2	1	2	3	4	15	1.3
23	Derrian Ford	11	0	35	3.2	1	2	.500	0	1	.000	4	4	1.000	0	2	2	0.2	4	0	2	2	0	0	6	0.5
21	Cade Arbogast	2	0	2	1.0	0	0	.000	0	0	.000	0	0	.000	0	0	0	0.0	0	0	0	0	0	0	0	0.0
12	Barry Dunning Jr.	5	0	8	1.6	0	2	.000	0	1	.000	0	0	.000	0	0	0	0.0	0	0	0	0	0	0	0	0.0
TEAM.....															31	24	55	3.1	0		6				0	
RAZORBACKS.....		18				470	1024	.459	97	300	.323	265	396	.669	192	453	645	35.8	360	16	227	227	96	128	1302	72.3
Opponents.....		18				437	1026	.426	95	294	.323	305	426	.716	195	421	616	34.2	345	-	200	215	60	124	1274	70.8

SCORE BY PERIODS:	1st	2nd	Total
Arkansas	606	696	1302
Opponents	553	721	1274

DEADBALL REBOUNDS:	OFF	DEF	TOTAL
Arkansas	62	5	67
Opponents	57	10	67

2022-23 ARKANSAS RAZORBACKS GAME HIGHS AND LEADERS

Opponent	DATE	SCORE	RESULT	POINTS	REBOUNDS	ASSISTS	STEALS	BLOCKED SHOTS
NORTH DAKOTA ST.	11/07/22	76-58	W	22-Ricky Council IV	12-Trevon Brazile	3-Jordan Walsh Anthony Black	3-Makhi Mitchell Anthony Black	1-Ricky Council IV Davonte Davis Trevon Brazile Anthony Black
FORDHAM	11/11/22	74-48	W	15-Ricky Council IV	8-Trevon Brazile	7-Ricky Council IV	3-Makhi Mitchell Davonte Davis	2-Makhi Mitchell
SOUTH DAKOTA ST.	11/16/22	71-56	W	19-Ricky Council IV	10-Trevon Brazile	5-Anthony Black	4-Anthony Black	2-Trevon Brazile
vs Louisville	11/21/22	80-54	W	26-Anthony Black	6-Makhi Mitchell Makhel Mitchell	6-Anthony Black	4-Ricky Council IV	2-Makhel Mitchell
vs Creighton	11/22/22	87-90	L	26-Anthony Black	6-Trevon Brazile Anthony Black	6-Anthony Black	2-Anthony Black Ricky Council IV	3-Trevon Brazile
vs San Diego St.	11/23/22	78-74	WOT	20-Trevon Brazile	9-Trevon Brazile	4-Ricky Council IV	2-Trevon Brazile Kamani Johnson Ricky Council IV	2-Makhel Mitchell
TROY	11/28/22	74-61	W	27-Ricky Council IV	9-Makhi Mitchell	3-Anthony Black	2-Anthony Black Jordan Walsh Trevon Brazile	3-Makhi Mitchell
SAN JOSE ST.	12/03/22	99-58	W	23-Trevon Brazile	6-Jalen Graham	6-Anthony Black	3-Ricky Council IV	2-Trevon Brazile
UNC GREENSBORO	12/06/22	65-58	W	22-Nick Smith Jr.	14-Makhi Mitchell	3-Nick Smith Jr.	3-Davonte Davis	4-Makhi Mitchell
vs Oklahoma	12/10/22	88-78	W	26-Ricky Council IV	6-Makhi Mitchell	5-Ricky Council IV Anthony Black	2-Anthony Black Jordan Walsh	2-Makhi Mitchell
vs Bradley	12/17/22	76-57	W	18-Jordan Walsh	7-Davonte Davis	4-Anthony Black	5-Davonte Davis	2-Anthony Black
UNC ASHEVILLE	12/21/22	85-51	W	16-Jalen Graham	7-Kamani Johnson	3-Anthony Black Makhi Mitchell Joseph Pinion Davonte Davis	3-Makhi Mitchell Kamani Johnson	3-Makhel Mitchell
at LSU	12/28/22	57-60	L	16-Davonte Davis	12-Makhi Mitchell	4-Anthony Black	3-Ricky Council IV	3-Makhi Mitchell
MISSOURI	01/04/23	74-68	W	25-Ricky Council IV	8-Kamani Johnson	5-Davonte Davis Anthony Black	3-Davonte Davis	2-Makhi Mitchell
at Auburn	01/07/23	59-72	L	23-Anthony Black	10-Jordan Walsh	4-Anthony Black	2-Kamani Johnson	2-Makhi Mitchell
ALABAMA	01/11/23	69-84	L	16-Davonte Davis Jalen Graham	10-Davonte Davis	3-Ricky Council IV Davonte Davis	2-Davonte Davis	2-Makhi Mitchell
at Vanderbilt	01/14/23	84-97	L	24-Ricky Council IV	8-Makhi Mitchell	4-Davonte Davis	2-Ricky Council IV	2-Makhel Mitchell
at Missouri	01/18/23	76-79	L	18-Davonte Davis	9-Makhi Mitchell Davonte Davis	7-Anthony Black	3-Ricky Council IV	1-Makhi Mitchell Anthony Black
OLE MISS	01/21/23	69-57	W	17-Anthony Black	7-Jordan Walsh	8-Anthony Black	5-Anthony Black	2-Makhel Mitchell
LSU	01/24/23	60-40	W	16-Davonte Davis	8-Makhi Mitchell	7-Ricky Council IV	3-Anthony Black	3-Makhi Mitchell
at Baylor	01/28/23	64-67	L	25-Ricky Council IV	9-Jalen Graham	4-Davonte Davis Jalen Graham	2-Jalen Graham	3-Makhel Mitchell
TEXAS A&M	01/31/23	81-70	W	19-Davonte Davis Ricky Council IV	13-Makhel Mitchell	7-Anthony Black	2-Anthony Black	7-Makhel Mitchell
at South Carolina	02/04/23	65-63	W	16-Jalen Graham	10-Jordan Walsh	4-Anthony Black	2-Davonte Davis	2-Anthony Black
at Kentucky	02/07/23	88-73	W	20-Ricky Council IV	9-Makhi Mitchell	7-Davonte Davis	5-Anthony Black	5-Makhel Mitchell
MISSISSIPPI ST.	02/11/23	64-70	L	23-Anthony Black	6-Davonte Davis Makhel Mitchell Ricky Council IV	5-Anthony Black	3-Anthony Black	3-Makhel Mitchell
at Texas A&M	02/15/23	56-62	L	14-Davonte Davis	9-Makhi Mitchell	8-Anthony Black	2-Davonte Davis Anthony Black	4-Makhel Mitchell
FLORIDA	02/18/23	84-65	W	26-Jalen Graham	10-Makhi Mitchell	3-Anthony Black	3-Anthony Black	2-Jalen Graham Makhel Mitchell Makhi Mitchell
GEORGIA	02/21/23	97-65	W	26-Nick Smith Jr.	7-Jordan Walsh	8-Anthony Black	2-Ricky Council IV Jordan Walsh Anthony Black	2-Jalen Graham
at Alabama	02/25/23	83-86	L	24-Nick Smith Jr.	8-Makhel Mitchell	2-Anthony Black Makhi Mitchell	3-Anthony Black Jordan Walsh	3-Jalen Graham
at Tennessee	02/28/23	57-75	L	13-Davonte Davis Anthony Black	6-Davonte Davis	2-Davonte Davis Nick Smith Jr.	3-Davonte Davis	2-Makhel Mitchell
KENTUCKY	03/04/23	79-88	L	25-Nick Smith Jr.	8-Anthony Black	6-Nick Smith Jr.	4-Nick Smith Jr.	1-Nick Smith Jr. Jordan Walsh Anthony Black
vs Auburn	03/09/23	76-73	W	19-Anthony Black	10-Davonte Davis	6-Anthony Black	2-Ricky Council IV Anthony Black Nick Smith Jr.	1-Jordan Walsh Ricky Council IV

LED TEAM IN POINTS (including ties)	LED TEAM IN REBS (including ties)	LED TEAM IN ASSISTS (including ties)	LED TEAM IN STEALS (including ties)	LED TEAM IN BLKS (including ties)
Council 10	Khi Mitchell 11	Black 22	Black 16	Khel Mitchell 13
Black 8	Davis 6	Davis 7	Council 9	Khi Mitchell 10
Davis 7	Brazile 5	Council 5	Davis 8	Black 5
Smith 4	Khel Mitchell 4	Smith 3	Walsh 4	Brazile 4
Graham 4	Walsh 4	Khi Mitchell 2	Khi Mitchell 3	Graham 3
Walsh 1	Black 2	Walsh 1	Johnson 3	Council 2
Brazile 1	Johnson 2	Pinion 1	Smith 2	Walsh 2
	Graham 2	Graham 1	Brazile 1	Davis 1
	Council 1		Graham 1	Smith 1

2022-23 RAZORBACK GAME-BY-GAME STATISTICS

Opponent	Date	Score	W/L	• TOTAL •			• 3-PTRS •			• REBOUNDS •			PF					Pts	Avg
				FG	FGA	Pct	3FG	FGA	Pct	FT	FTA	Pct		Off	Def	Tot	Avg		
NORTH DAKOTA ST.	11/07/22	76-58	W	28	57	.491	4	10	.400	16	23	.696	19	6	34	40	40.0	76	76.0
FORDHAM	11/11/22	74-48	W	30	65	.462	2	16	.125	12	18	.667	19	16	22	38	39.0	74	75.0
SOUTH DAKOTA ST.	11/16/22	71-56	W	28	61	.459	7	22	.318	8	15	.533	19	9	33	42	40.0	71	73.7
vs Louisville	11/21/22	80-54	W	29	51	.569	8	22	.364	14	19	.737	23	6	22	28	37.0	80	75.2
vs Creighton	11/22/22	87-90	L	33	70	.471	8	20	.400	13	17	.765	21	10	21	31	35.8	87	77.6
vs San Diego St.	11/23/22	78-74	Wot	24	60	.400	3	17	.176	27	38	.711	20	10	30	40	36.5	78	77.7
TROY	11/28/22	74-61	W	27	51	.529	3	11	.273	17	23	.739	12	10	23	33	36.0	74	77.1
SAN JOSE ST.	12/03/22	99-58	W	37	59	.627	8	13	.615	17	21	.810	12	7	26	33	35.6	99	79.9
UNC GREENSBORO	12/06/22	65-58	W	18	54	.333	3	18	.167	26	33	.788	14	8	39	47	36.9	65	78.2
vs Oklahoma	12/10/22	88-78	W	35	59	.593	4	12	.333	14	19	.737	12	8	17	25	35.7	88	79.2
vs Bradley	12/17/22	76-57	W	25	51	.490	4	11	.364	22	31	.710	19	7	19	26	34.8	76	78.9
UNC ASHEVILLE	12/21/22	85-51	W	32	60	.533	5	13	.385	16	22	.727	19	11	25	36	34.9	85	79.4
at LSU	12/28/22	57-60	L	24	65	.369	4	25	.160	5	10	.500	14	13	31	44	35.6	57	77.7
MISSOURI	01/04/23	74-68	W	26	54	.481	6	21	.286	16	23	.696	19	15	25	40	35.9	74	77.4
at Auburn	01/07/23	59-72	L	19	56	.339	2	16	.125	19	32	.594	21	17	28	45	36.5	59	76.2
ALABAMA	01/11/23	69-84	L	26	61	.426	2	10	.200	15	23	.652	23	10	27	37	36.6	69	75.8
at Vanderbilt	01/14/23	84-97	L	31	63	.492	7	18	.389	15	24	.625	30	15	16	31	36.2	84	76.2
at Missouri	01/18/23	76-79	L	23	50	.460	7	17	.412	23	26	.885	33	13	29	42	36.6	76	76.2
OLE MISS	01/21/23	69-57	W	26	57	.456	8	20	.400	9	17	.529	16	8	23	31	36.3	69	75.8
LSU	01/24/23	60-40	W	23	51	.451	5	13	.385	9	12	.750	12	7	29	36	36.2	60	75.1
at Baylor	01/28/23	64-67	L	27	53	.509	4	14	.286	6	11	.545	23	10	25	35	36.2	64	74.5
TEXAS A&M	01/31/23	81-70	W	28	56	.500	6	18	.333	19	28	.679	19	13	27	40	36.4	81	74.8
at South Carolina	02/04/23	65-63	W	26	55	.473	4	15	.267	9	13	.692	14	10	22	32	36.2	65	74.4
at Kentucky	02/07/23	88-73	W	32	51	.627	4	9	.444	20	24	.833	18	6	20	26	35.8	88	75.0
MISSISSIPPI ST.	02/11/23	64-70	L	21	48	.438	4	18	.222	18	26	.692	16	7	23	30	35.5	64	74.5
at Texas A&M	02/15/23	56-62	L	22	50	.440	5	16	.313	7	14	.500	23	5	28	33	35.5	56	73.8
FLORIDA	02/18/23	84-65	W	34	59	.576	2	10	.200	14	17	.824	12	9	31	40	35.6	84	74.2
GEORGIA	02/21/23	97-65	W	37	58	.638	11	20	.550	12	22	.545	18	4	29	33	35.5	97	75.0
at Alabama	02/25/23	83-86	L	29	70	.414	5	10	.500	20	29	.690	25	13	24	37	35.6	83	75.3
at Tennessee	02/28/23	57-75	L	18	49	.367	8	22	.364	13	22	.591	21	9	23	32	35.5	57	74.7
KENTUCKY	03/04/23	79-88	L	25	70	.357	7	22	.318	22	34	.647	26	17	18	35	35.5	79	74.8
vs Auburn	03/09/23	76-73	W	28	50	.560	3	11	.273	17	23	.739	19	13	24	37	35.5	76	74.8
Arkansas		2395		871	1825	.477	163	510	.320	490	709	.691	611	323	813	1136	35.5	2395	74.8
Opponents		2157		748	1783	.420	168	543	.309	493	692	.712	604	310	730	1040	32.5	2157	67.4

Games played: 32

Points/game: 74.8

FG Pct: 47.7

3FG Pct: 32.0

FT Pct: 69.1

Rebounds/game: 35.5

Assists/game: 13.5

Turnovers/game: 12.9

Assist/turnover ratio: 1.0

Steals/game: 8.4

Blocks/game: 5.1

2022-23 OPPONENT GAME-BY-GAME STATISTICS

Opponent	Date	Score	W/L	• TOTAL •			• 3-PTRS •			• REBOUNDS •												Pts	Avg
				FG	FGA	Pct	3FG	FGA	Pct	FT	FTA	Pct	Off	Def	Tot	Avg	PF	A	TO	Blk	Stl		
NORTH DAKOTA ST.	11/07/22	76-58	W	19	56	.339	5	21	.238	15	23	.652	7	28	35	35.0	16	7	14	2	5	58	58.0
FORDHAM	11/11/22	74-48	W	17	45	.378	4	17	.235	10	17	.588	9	20	29	32.0	17	7	30	0	4	48	53.0
SOUTH DAKOTA ST.	11/16/22	71-56	W	18	56	.321	3	16	.188	17	20	.850	6	26	32	32.0	14	9	20	2	8	56	54.0
vs Louisville	11/21/22	80-54	W	16	44	.364	4	12	.333	18	25	.720	7	17	24	30.0	16	4	22	1	4	54	54.0
vs Creighton	11/22/22	87-90	L	31	53	.585	7	14	.500	21	29	.724	5	30	35	31.0	16	17	17	3	5	90	61.2
vs San Diego St.	11/23/22	78-74	Wot	27	62	.435	2	18	.111	18	23	.783	7	27	34	31.5	23	8	15	2	9	74	63.3
TROY	11/28/22	74-61	W	24	56	.429	9	28	.321	4	8	.500	10	16	26	30.7	19	10	18	3	6	61	63.0
SAN JOSE ST.	12/03/22	99-58	W	23	57	.404	6	19	.316	6	11	.545	11	18	29	30.5	19	8	18	3	6	58	62.4
UNC GREENSBORO	12/06/22	65-58	W	21	67	.313	9	28	.321	7	11	.636	8	31	39	31.4	26	13	9	3	8	58	61.9
vs Oklahoma	12/10/22	88-78	W	32	56	.571	7	15	.467	7	9	.778	7	20	27	31.0	17	15	15	1	5	78	63.5
vs Bradley	12/17/22	76-57	W	18	45	.400	4	15	.267	17	21	.810	8	24	32	31.1	22	8	27	2	8	57	62.9
UNC ASHEVILLE	12/21/22	85-51	W	20	50	.400	2	12	.167	9	18	.500	9	19	28	30.8	17	9	20	4	3	51	61.9
at LSU	12/28/22	57-60	L	25	62	.403	4	17	.235	6	12	.500	9	30	39	31.5	13	9	10	3	6	60	61.8
MISSOURI	01/04/23	74-68	W	24	54	.444	6	19	.316	14	21	.667	9	14	23	30.9	23	12	10	2	7	68	62.2
at Auburn	01/07/23	59-72	L	24	55	.436	7	21	.333	17	22	.773	7	25	32	30.9	20	13	8	7	8	72	62.9
ALABAMA	01/11/23	69-84	L	25	54	.463	9	20	.450	25	36	.694	8	29	37	31.3	22	11	13	5	8	84	64.2
at Vanderbilt	01/14/23	84-97	L	29	56	.518	10	18	.556	29	36	.806	15	23	38	31.7	20	10	9	5	5	97	66.1
at Missouri	01/18/23	76-79	L	22	49	.449	5	20	.250	30	40	.750	7	16	23	31.2	23	8	12	2	13	79	66.8
OLE MISS	01/21/23	69-57	W	23	52	.442	5	13	.385	6	13	.462	7	23	30	31.2	17	12	17	6	6	57	66.3
LSU	01/24/23	60-40	W	14	54	.259	1	9	.111	11	16	.688	14	21	35	31.4	15	6	15	3	5	40	65.0
at Baylor	01/28/23	64-67	L	20	59	.339	6	18	.333	21	24	.875	15	20	35	31.5	19	5	8	1	7	67	65.1
TEXAS A&M	01/31/23	81-70	W	26	76	.342	4	12	.333	14	24	.583	24	22	46	32.2	23	12	8	2	10	70	65.3
at South Carolina	02/04/23	65-63	W	24	58	.414	7	19	.368	8	14	.571	13	21	34	32.3	13	12	10	3	6	63	65.2
at Kentucky	02/07/23	88-73	W	29	62	.468	4	13	.308	11	18	.611	14	17	31	32.2	17	11	15	3	6	73	65.5
MISSISSIPPI ST.	02/11/23	64-70	L	27	57	.474	6	10	.600	10	16	.625	11	23	34	32.3	21	15	12	2	5	70	65.7
at Texas A&M	02/15/23	56-62	L	19	54	.352	6	12	.500	18	22	.818	9	27	36	32.4	20	9	9	4	5	62	65.6
FLORIDA	02/18/23	84-65	W	22	59	.373	4	21	.190	17	21	.810	8	17	25	32.1	16	9	12	2	9	65	65.6
GEORGIA	02/21/23	97-65	W	19	52	.365	6	18	.333	21	27	.778	7	22	29	32.0	19	6	13	1	3	65	65.5
at Alabama	02/25/23	83-86	L	29	64	.453	3	22	.136	25	30	.833	14	34	48	32.6	21	13	17	4	6	86	66.2
at Tennessee	02/28/23	57-75	L	27	54	.500	4	16	.250	17	25	.680	10	25	35	32.7	16	18	10	2	11	75	66.5
KENTUCKY	03/04/23	79-88	L	29	54	.537	4	14	.286	26	33	.788	10	31	41	32.9	26	14	15	4	5	88	67.2
vs Auburn	03/09/23	76-73	W	25	51	.490	5	16	.313	18	27	.667	6	13	19	32.5	18	13	10	2	12	73	67.4
Opponents		2157		748	1783	.420	168	543	.309	493	692	.712	310	730	1040	32.5	604	333	458	89	214	2157	67.4
Arkansas		2395		871	1825	.477	163	510	.320	490	709	.691	323	813	1136	35.5	611	432	414	162	268	2395	74.8

Games played: 32

Points/game: 67.4

FG Pct: 42.0

3FG Pct: 30.9

FT Pct: 71.2

Rebounds/game: 32.5

Assists/game: 10.4

Turnovers/game: 14.3

Assist/turnover ratio: 0.7

Steals/game: 6.7

Blocks/game: 2.8

ARKANSAS RAZORBACKS

2022-23 GAME-BY-GAME POINTS-ASSISTS-REBOUNDS

				0	1	2	3	4	5	11	12	13	15	20	21	22	23	45
Opponent	Date	Score	WL	Black	Council	Brazile	Smith	Davis	Pinion	Graham	Dunning	Walsh	Mitchell	Johnson	Arbogast	Mitchell	Ford	Blake
N. DAK ST	11/07/22	74-61	W	3-7-3	22-3-2	21-12-1	DNP-Inj	18-6-0	0-0-0	DNP	0-0-0	4-2-3	8-4-1	0-0-0	DNP	DNP	0-1-0	DNP
FORD	11/11/22	74-48	W	10-6-0	15-4-7	8-8-1	DNP-Inj	7-3-5	2-0-0	10-4-1	0-0-0	12-4-1	8-4-2	0-1-0	0-0-0	0-0-0	2-0-0	0-1-0
S. DAK ST	11/16/22	71-56	W	5-5-5	19-2-2	13-10-2	DNP-Inj	13-2-3	2-0-0	2-6-0	0-0-0	10-1-1	5-4-3	2-4-0	0-0-0	0-3-1	0-3-0	0-1-0
vs LOU	11/21/22	80-54	W	26-3-6	15-3-3	1-2-0	DNP-Inj	2-0-5	2-2-0	8-1-0	0-0-0	7-2-2	5-6-1	DNP	0-0-0	12-6-3	2-0-0	0-0-0
vs CU	11/22/22	87-90	L	26-6-6	24-3-3	17-6-2	DNP-Inj	9-3-2	0-0-0	DNP	DNP	5-3-2	2-1-0	DNP	DNP	4-3-0	DNP	DNP
vs S DIEGO ST	11/23/22	78-74	WOT	15-5-1	19-3-4	20-9-0	DNP-Inj	2-2-1	DNP	0-0-0	0-0-0	7-5-2	2-3-0	7-7-0	DNP	6-3-0	DNP	DNP
TROY	11/28/22	74-61	W	14-8-3	27-3-0	3-0-1	0-1-0	DNP	0-1-0	DNP	0-0-0	6-4-0	14-9-0	8-3-0	DNP	2-2-0	DNP	DNP
SJSU	12/03/22	99-58	W	8-4-6	17-3-1	23-5-2	16-1-5	0-1-3	5-2-0	11-6-1	0-1-1	6-3-0	8-4-0	0-0-0	3-0-0	0-1-0	2-0-3	0-0-0
UNCG	12/06/22	65-58	W	11-5-2	8-3-2	0-2-0	22-4-3	10-10-0	DNP	0-1-0	DNP	0-0-1	13-14-1	1-5-0	DNP	DNP	0-0-0	DNP
vs OU	12/10/22	88-78	W	8-4-5	26-2-5	DNP-Inj	21-2-1	5-2-2	DNP	1-1-0	DNP	12-3-1	10-6-4	5-5-1	DNP	DNP	DNP	DNP
vs BRAD	12/17/22	76-57	W	15-3-4	16-2-2	DNP-Inj	5-1-0	7-7-3	0-1-0	6-2-1	1-1-0	18-3-1	6-3-2	2-2-0	0-0-0	0-0-0	0-0-0	0-0-0
AVL	12/21/22	85-51	W	10-3-3	12-2-2	DNP-Inj	DNP-Inj	9-2-3	10-1-3	16-3-1	0-0-0	4-4-1	9-1-3	7-7-2	0-1-0	6-3-0	2-3-2	0-2-0
at LSU	12/28/22	57-60	L	7-8-4	13-6-0	DNP-Inj	DNP-Inj	16-6-2	0-0-0	0-1-0	DNP	13-9-0	8-12-1	0-0-0	DNP	DNP	DNP	DNP
MIZ	01/04/23	74-68	W	6-2-5	25-7-1	DNP-Inj	DNP-Inj	10-5-5	13-1-0	0-0-0	DNP	6-7-2	8-7-0	5-8-0	DNP	1-0-0	DNP	DNP
at AUB	01/07/23	59-72	L	23-7-4	14-2-1	DNP-Inj	DNP-Inj	2-2-2	0-1-0	5-6-0	0-0-0	6-10-2	6-7-0	1-5-0	DNP	2-2-0	0-0-0	DNP
BAMA	01/11/23	69-84	L	5-5-1	15-2-3	DNP-Inj	DNP-Inj	16-10-3	0-0-0	16-5-1	DNP	2-2-0	10-5-1	0-0-0	DNP	5-4-0	0-0-0	DNP
at VANDY	01/14/23	84-97	L	18-6-3	24-3-1	DNP-Inj	DNP-Inj	17-3-4	6-0-0	0-0-0	0-0-0	0-2-2	11-8-0	0-1-0	DNP	8-2-1	0-0-0	DNP
at MIZ	01/18/23	76-79	L	15-8-7	13-3-1	DNP-Inj	DNP-Inj	18-9-3	0-0-0	0-0-0	DNP	12-2-0	7-9-1	7-7-0	DNP	DNP	4-0-0	DNP
OM	01/21/23	69-57	W	17-3-8	2-1-0	DNP-Inj	DNP-Inj	16-5-4	13-5-0	DNP	0-0-0	13-7-0	4-2-1	0-0-0	DNP	4-5-1	0-0-0	DNP
LSU	01/24/23	60-40	W	14-7-3	10-6-7	DNP-Inj	DNP-Inj	16-7-3	0-0-0	6-3-0	DNP	4-1-0	10-8-1	0-1-1	DNP	DNP-Inj	DNP	DNP
at BAYLOR	01/28/23	64-67	L	7-6-3	25-1-2	DNP-Inj	DNP-Inj	16-2-4	0-1-0	4-9-4	0-0-0	4-1-0	4-4-1	0-1-0	DNP	4-7-2	DNP	DNP
TA&M	01/31/23	81-70	W	11-5-7	19-6-4	DNP-Inj	DNP-Inj	19-1-4	DNP	5-0-0	DNP	12-7-1	6-5-0	DNP	DNP	9-13-0	DNP	DNP
at USC	02/04/23	65-63	W	13-6-4	10-3-3	DNP-Inj	DNP-Inj	15-4-2	DNP	16-2-1	DNP	4-10-1	2-2-0	0-0-0	DNP	5-4-0	DNP	DNP
at UK	02/07/23	88-73	W	19-4-5	20-3-4	DNP-Inj	DNP-Inj	15-3-7	0-0-0	2-0-1	DNP	13-1-0	4-9-2	DNP	DNP	15-4-0	0-0-0	DNP
MSU	02/11/23	64-70	L	23-5-5	13-6-3	DNP-Inj	5-1-1	7-6-2	DNP	2-1-0	DNP	2-2-1	6-4-0	DNP	DNP	6-6-0	DNP	DNP
at TA&M	02/15/23	56-62	L	9-3-8	6-5-4	DNP-Inj	0-0-0	14-3-3	DNP	4-0-0	DNP	8-5-1	11-9-1	0-0-0	DNP	4-4-0	DNP	DNP
UF	02/18/23	84-65	W	14-5-3	15-7-1	DNP-Inj	10-1-1	0-1-1	0-0-0	26-7-1	0-0-0	5-2-0	10-10-1	DNP-Inj	0-0-0	4-4-0	0-0-0	0-0-0
UGA	02/21/23	97-65	W	10-4-8	22-3-4	DNP-Inj	26-1-2	4-1-3	6-0-0	8-5-2	0-0-0	9-7-0	7-5-4	DNP-Inj	0-0-0	2-4-1	0-2-2	3-0-0
at BAMA	02/25/23	83-86	L	7-2-2	20-1-0	DNP-Inj	24-6-1	21-5-0	0-0-0	2-2-0	DNP	4-7-1	0-2-2	DNP-Inj	DNP	5-8-0	0-0-0	DNP
at UT	02/28/23	57-75	L	13-5-1	11-4-1	DNP-Inj	12-0-2	13-6-2	3-0-0	0-0-0	DNP	1-4-1	2-3-1	0-3-0	DNP	0-0-0	2-0-0	DNP
UK	03/04/23	79-88	L	14-8-4	16-4-1	DNP-Inj	25-3-6	8-2-0	0-0-0	2-0-0	DNP	10-7-2	2-1-1	2-3-0	DNP	0-5-0	0-0-0	DNP
vs AUB	03/09/23	76-73	W	19-6-6	7-2-0	DNP-Inj	14-3-2	7-10-3	DNP	2-0-0	DNP	11-4-2	12-6-2	4-3-0	DNP	0-1-0	DNP	DNP

ARKANSAS RAZORBACKS

2022-23 STARTING LINEUPS

Date	Opponent	1st SUB(S)	Outcome
Nov. 7	N. DAK ST	Black Davis Council Johnson Khi Mitchell Brazile	W, 76-58
Nov. 11	FORDHAM	Black Davis Council Walsh Khi Mitchell Brazile	W, 74-48
Nov. 16	S. DAK ST	Black Davis Council Walsh Khi Mitchell Brazile	W, 71-56
Nov. 21	vs LOU	Black Davis Council Walsh Khi Mitchell Brazile	W, 80-54
Nov. 22	vs CU	Black Davis Council Walsh Khi Mitchell Brazile	L, 87-90
Nov. 23	vs S DIEGO ST	Black Davis Council Walsh Khi Mitchell Brazile	(ot) W, 78-74
Nov. 28	TROY	Black Dunning Council Walsh Khi Mitchell Brazile	W, 74-61
Dec. 3	SJSU	Black Smith Council Walsh Khi Mitchell Brazile	W, 99-58
Dec. 6	UNCG	Black Smith Council Walsh Khi Mitchell Brazile	W, 65-58
Dec. 10	vs OU	Black Smith Council Walsh Khi Mitchell Davis/Graham	W, 88-78
Dec. 17	vs BRAD	Black Smith Council Walsh Khi Mitchell Johnson/Davis	W, 76-57
Dec. 21	vs UNCA	Black Davis Council Walsh Khi Mitchell Johnson	W, 85-51
Dec. 28	at LSU	Black Davis Council Walsh Khi Mitchell Johnson	L, 57-60
Jan. 4	MIZZOU	Black Davis Council Walsh Khi Mitchell Johnson	W, 74-68
Jan. 7	at AUB	Black Davis Council Walsh Khi Mitchell Johnson	L, 59-72
Jan. 11	BAMA	Black Davis Council Walsh Khi Mitchell Council	L, 69-84
Jan. 14	at VANDY	Black Davis Council Khi Mitchell Khi Mitchell Johnson	L, 84-97
Jan. 18	at MIZZOU	Black Davis Council Johnson Khi Mitchell Walsh	L, 76-79
Jan. 21	OLE MISS	Black Davis Council Walsh Johnson Ford/Khel Mitchell	W, 69-57
Jan. 24	LSU	Black Davis Council Walsh Khi Mitchell Kamani	W, 60-40
Jan. 28	at BAYLOR	Black Davis Council Walsh Khi Mitchell Kamani	L, 64-67
Jan. 31	TX A&M	Black Davis Council Khi Mitchell Khi Mitchell Graham	W, 81-70
Feb. 4	at USC	Black Davis Council Khi Mitchell Khi Mitchell Walsh	W, 65-63
Feb. 7	at UK	Black Davis Council Khi Mitchell Khi Mitchell Walsh	W, 88-73
Feb. 11	MISS ST	Black Davis Council Khi Mitchell Khi Mitchell Walsh	L, 64-70
Feb. 15	at TX A&M	Black Davis Council Khi Mitchell Khi Mitchell Walsh	L, 56-65
Feb. 18	FLORIDA	Black Smith Davis Walsh Khi Mitchell Council	W, 84-65
Feb. 21	GEORGIA	Black Smith Davis Walsh Khi Mitchell Council	W, 97-65
Feb. 25	at BAMA	Black Smith Davis Walsh Khi Mitchell Council	L, 83-86
Feb. 28	at TENN	Black Smith Davis Walsh Khi Mitchell Council	L, 57-75
Mar. 4	KENTUCKY	Black Smith Davis Khi Mitchell Khi Mitchell Walsh	L, 79-88
Mar. 9	va AUB	Black Smith Davis Council Johnson Khi Mitchell	W, 76-73

RECORD BY LINEUP:

Black	Davis	Council	Johnson	Khi Mitchell	1-1
Black	Davis	Council	Walsh	Khi Mitchell	8-3
Black	Dunning	Council	Walsh	Khi Mitchell	1-0
Black	Smith	Council	Walsh	Khi Mitchell	4-0
Black	Davis	Walsh	Khel Mitchell	Khi Mitchell	0-1
Black	Davis	Council	Khel Mitchell	Khi Mitchell	3-3
Black	Davis	Council	Walsh	Johnson	1-0
Black	Smith	Davis	Walsh	Khi Mitchell	2-2
Black	Smith	Davis	Khel Mitchell	Khi Mitchell	0-1
Black	Smith	Davis	Council	Johnson	1-0

RECORD BY STARTER

Black	32	20-12
Khi Mitchell	30	18-12
Davis	27	15-12
Council	26	18-8
Walsh	22	15-7
Smith	10	7-3
Khel Mitchell	8	3-5
Johnson	4	3-1
Dunning	1	1-0

RECORD BY 1ST SUB (including ties)

Brazile	9	8-1
Johnson	8	4-4
Walsh	5	2-3
Council	5	2-3
Davis	2	2-0
Graham	2	2-0
Ford	1	1-0
Khi Mitchell	1	1-0
Khel Mitchell	1	1-0

ARKANSAS RAZORBACKS

2022-23 SPECIALTY STATS (ARKANSAS/OPPONENT)

Opponent	Pts Off TO	Pts In Paint	2nd Chance	Fast Break	Bench	Ties	Lead Chng	Ark Largest Lead	Best Ark Run	Opp Largest Lead	Best Opp Run	Ark Led	Opp Led	Gm Tied
NORTH DAKOTA ST	20 / 11	44 / 24	8 / 9	9 / 10	25 / 12	3	0	21 11:35 2nd	11-0	-- -- --	10-0	38:10	--	1:50
FORDHAM	30 / 15	54 / 20	13 / 2	11 / 2	22 / 17	1	1	21 4:11 2nd	12-0	5 19:03 1st	7-0	33:43	4:55	1:22
SOUTH DAKOTA ST	23 / 11	32 / 30	4 / 7	12 / 12	19 / 31	1	2	27 8:39 2nd	11-0	1 16:08 1st	7-0	27:54	0:17	1:49
vs Louisville	29 / 19	38 / 16	3 / 2	15 / 9	25 / 29	0	0	27 4:29 2nd	17-0	-- -- --	7-0	39:47	--	0:13
vs Creighton	21 / 3	42 / 42	15 / 5	16 / 13	21 / 3	10	10	2 14:25 2nd	6-0	12 1:43 1st	7-0	2:08	33:45	4:07
vs San Diego St	16 / 16	32 / 34	11 / 4	10 / 9	33 / 17	5	10	4 0:03 OT	8-0	13 5:56 1st	11-0	8:52	33:47	2:15
TROY	19 / 15	46 / 26	12 / 10	14 / 10	13 / 21	6	11	14 1:03 2nd	17-0	7 6:06 1st	8-0	15:32	20:22	4:06
SAN JOSE ST	32 / 12	52 / 30	6 / 10	23 / 2	44 / 4	4	12	41 0:20 2nd	11-0	4 4:24 1st	7-0	32:34	3:01	4:25
UNC GREENSBORO	6 / 9	28 / 24	4 / 3	8 / 6	11 / 18	4	11	7 1:29 2nd	8-0	12 4:54 1st	11-0	7:47	29:06	3:07
vs Oklahoma	17 / 10	58 / 44	11 / 8	14 / 12	11 / 16	1	8	16 9:19 2nd	8-0	9 11:47 1st	7-0	23:41	16:06	9:19
vs Bradley	37 / 9	40 / 16	9 / 8	17 / 7	16 / 8	1	3	24 11:18 2nd	11-0	2 19:30 1st	6-0	36:11	2:43	1:06
vs UNC ASHEVILLE	32 / 5	50 / 26	8 / 9	19 / 5	41 / 11	1	1	35 2:42 2nd	8-0	2 19:33 1st	4-0	38:41	1:07	0:39
at LSU	4 / 13	36 / 40	11 / 6	7 / 8	0 / 25	10	7	6 9:20 2nd	6-0	6 0:17 1st	8-0	14:18	18:51	6:51
MISSOURI	8 / 21	26 / 28	17 / 8	18 / 11	19 / 29	1	1	8 8:45 2nd	10-0	17 9:31 1st	11-0	14:08	25:13	0:39
at Auburn	6 / 25	32 / 32	8 / 11	5 / 5	8 / 27	0	0	-- -- --	5-0	15 17:26 2nd	6-0	--	39:46	0:14
ALABAMA	7 / 24	40 / 32	8 / 8	4 / 24	31 / 16	5	5	3 1:18 2nd	9-0	15 1:27 2nd	13-0	4:45	32:34	2:40
at Vanderbilt	13 / 12	42 / 32	16 / 14	5 / 7	6 / 40	6	6	10 17:37 2nd	8-0	14 7:43 2nd	12-0	14:25	20:27	5:08
at Missouri	13 / 31	26 / 26	8 / 3	4 / 9	16 / 48	11	17	10 5:07 2nd	8-0	6 16:39 2nd	10-0	26:40	09:14	4:06
OLE MISS	15 / 8	36 / 28	7 / 6	12 / 7	28 / 21	4	9	21 6:16 2nd	9-0	5 13:37 2nd	8-0	24:39	12:42	2:39
LSU	18 / 4	28 / 22	5 / 9	15 / 7	6 / 8	1	0	25 3:36 1st	15-0	-- -- --	9-0	38:09	--	1:51
at Baylor	8 / 13	34 / 22	5 / 12	5 / 10	8 / 5	4	6	8 19:33 2nd	13-0	11 10:36 1st	10-0	14:57	22:23	2:40
TEXAS A&M	8 / 16	38 / 38	15 / 19	21 / 10	17 / 0	4	0	13 7:52 2nd	7-0	-- -- --	6-0	37:03	--	2:57
at South Carolina	8 / 14	38 / 34	10 / 12	8 / 8	20 / 4	3	12	13 17:42 2nd	8-0	1 last 1:40 2nd	10-0	34:27	3:45	1:48
at Kentucky	23 / 10	46 / 28	11 / 13	20 / 10	15 / 18	6	11	16 4:02 2nd	8-0	2 16:05 1st	5-0	32:39	3:59	3:22
MISS STATE	9 / 16	28 / 36	8 / 11	18 / 14	9 / 16	4	5	5 19:05 1st	11-0	16 15:56 2nd	9-0	3:18	35:05	1:37
at Texas A&M	4 / 11	30 / 24	5 / 6	6 / 10	12 / 7	5	6	12 0:26 1st	9-0	8 0:20 2nd	10-0	31:23	5:02	3:42
FLORIDA	17 / 10	52 / 36	15 / 5	14 / 8	45 / 25	4	2	25 11:18 2nd	11-0	5 13:00 1st	7-0	28:22	6:48	4:50
GEORGIA	20 / 4	40 / 24	7 / 8	10 / 15	41 / 20	1	2	35 0:27 2nd	9-0	1 18:39 1st	5-0	39:23	0:20	0:17
at Alabama	12 / 7	38 / 52	15 / 15	11 / 6	27 / 33	4	3	11 3:18 1st	9-0	12 3:08 2nd	15-0	22:03	15:05	2:52
at Tennessee	11 / 19	18 / 42	4 / 13	4 / 7	16 / 29	0	0	-- -- --	7-0	24 3:30 2nd	10-0	--	38:55	1:05
KENTUCKY	15 / 9	26 / 36	9 / 17	13 / 6	30 / 15	2	3	3 19:14 1st	7-0	14 1:41 2nd	6-0	1:15	35:37	3:08
vs Auburn (SEC)	15 / 19	48 / 40	18 / 6	12 / 12	25 / 28	1	3	15 14:04 2ns	10-0	2 19:20 1st	9-0	26:36	0:42	2:42

□ INDICATES LARGEST
LEADS / DEFICITS

BLACK INDICATES
LARGEST UA LEAD
IN A LOSS

RED INDICATES
UA LARGEST DEFICITS
IN A WIN

CHARGES DRAWN

(Deflections • Blocks • Steals)

Player	18-19	19-20	20-21	21-22	22-23	Career
Black					5	5
Brazile				NA	0	
Council			NA	NA	3	
Davis			2	0	2	4
Dunning					0	
Ford					0	
Graham		NA	NA	NA	5	
Johnson			RS	4	3	7
Khel Mitchell		NA	NA	NA	1	
Khi Mitchell		NA	NA	NA	0	
Pinion					0	0
Smith					0	-
Walsh					1	1

MOST IN A GAME 2022-23:

DUNKS

(Deflections • Blocks • Steals)

Player	18-19	19-20	20-21	21-22	22-23	Career
Black					21	21
Brazile				NA	12	
Council			NA	NA	32	
Davis			5	6	4	15
Dunning					0	
Ford					0	
Graham		NA	NA	NA	19	
Johnson				RS	2	1
Khel Mitchell		NA	NA	NA	19	
Khi Mitchell		NA	NA	NA	18	
Pinion					2	2
Smith					4	4
Walsh					16	16

MOST IN A GAME 2022-23:

- 4 **Khel Mitchell** (LOU)
3 **Brazile** (SDSU); **Graham** (SAN JOSE)
Council (OKLA); **Council** (UNCA)
Black (@ UK)

- 11 vs Louisville
8 vs UNCA; vs UK
7 vs Okla; at UK
vs AUB (SEC)
6 vs Creighton
6 at AUB; vs LSU

ALLEY-OOPS

BASKETS MADE	36	ASSISTS	36
Council	8	Black	12
Brazile	6	Council	8
Graham	5	Smith	8
Khel Mitchell	5	Davis	5
Khel Mitchell	5	Walsh	2
Black	4	Pinion	1
Walsh	2		
Smith	1		

LAST TIME AN ARKANSAS PLAYER...

• SCORING •

Scored 30 Points: 31 Stanley Umude at Georgia (02/02/22)
Scored 40 Points: 40 Mason Jones vs Auburn (02/04/20)
Scored 50 Points: 51 Rotnei Clarke vs. Alcorn State (11/13/09)
RECORD: 51 Rotnei Clarke vs. Alcorn State (11/13/09)

• FIELD GOALS MADE •

Made 15 Field Goals: 15 (15-21) Rotnei Clarke vs. Alcorn State (11/13/09)
Made 20 Field Goals: 20 (2-30) Dean Tolson vs. Texas A&M (03/02/74)
RECORD: 20 (20-30) Dean Tolson vs. Texas A&M (03/02/74)

• FIELD GOALS ATTEMPTED •

Attempted 20 Field Goals: 23 (9-23) Nick Smith Jr., at Alabama (02/25/23)
Attempted 25 Field Goals: 26 (11-26) JD Notae vs Mercer (11/09/21)
RECORD: 30 (20-30) Dean Tolson vs. Texas A&M (03/02/74)

• FIELD GOAL PERCENTAGE •

Shot 100% FG (Min. 7 att): Daniel Gafford (7-7) at Texas Tech (01/26/19)
RECORD (min 8 att): 100% 8x - Best: Daryll Saulsberry (10-10) 1975

• 3-POINTERS MADE •

Made 7 3-pointers: 8 (8-11) Mason Jones at Texas A&M (03/07/20)
Made 10 3-pointers: 10 (10-13) by Isaiah Joe vs. FIU (12/01/18)
Made 11-Plus 3-pointers: 13 (13-17) by Rotnei Clarke vs. Alcorn State (11/13/09)
RECORD: 13 (13-17) by Rotnei Clarke vs. Alcorn State (11/13/09) (SEC record)

• 3-POINTERS ATTEMPTED •

Attempted 15 3-Pointers: 15 (6-15) Isaiah Joe at Texas A&M (03/07/20)
Attempted 20 3-Pointers: 24 (10-24) Pat Bradley vs. North Texas (12/30/98)
RECORD: 24 (10-24) Pat Bradley vs. North Texas (12/30/98) (SEC record)

• FREE THROWS MADE •

Made 10 Free Throws: 10 Ricky Council IV (10-14) at Alabama (02/25/23)
Made 15 Free Throws: 16 (16-19) Moses Moody vs Alabama (02/24/21)
Made 20 Plus Free Throws: 22 (22-24) Martin Terry vs. Texas A&M (01/22/72)
RECORD: 22 (22-24) by Martin Terry vs. Texas A&M (01/22/72)

• FREE THROWS ATTEMPTED •

Attempted 15 Free Throws: 16 (13-16) Anthony Black (01/07/23)
Attempted 20 Free Throws: 21 (18-21) Moses Moody vs Alabama (02/24/21)
Attempted 24 Plus Free Throws: 24 (22-24) Martin Terry vs. Texas A&M (01/22/72)
RECORD: 24 (22-24) Martin Terry vs. Texas A&M (01/22/72)

• FREE THROW PERCENTAGE •

Shot 100% FT (min 10 att): Chris Lykes (12-12) vs Elon (12/21/21)
RECORD (min. 11 att): 9x - Best: Tommy Boyer (18-18) in 1963

• REBOUNDS •

Grabbed 15-19 Rebounds: 15 Jaylin Williams vs New Mexico State (03/19/22)
Grabbed 20-Plus Rebounds: 23 Nick Davis vs. Jackson State (11/21/97)
RECORD: 23 by Nick Davis vs. Jackson State (11/21/97)
• Grabbed 10 Offensive Rebounds: 111 Justin Smith vs Oral Roberts (03/27/21)
• **Grabbed 10 Defensive Rebounds: 14 Khi Mitchell & Devo Davis vs UNCG (12/06/22)**

• ASSISTS •

Had 10 Assists: 10 by Jalen Tate vs Georgia (01/09/21)
Had 15 Assists: 15 by Dontell Jefferson vs. Portland State (11/18/05)
RECORD: 15 by Dontell Jefferson vs. Portland State (11/18/05)

• STEALS •

Had 5 Steals: 5 Davonte Davis vs Bradley (12/17/22)
Had 6-7 Steals: 6 Jaylin Williams vs Texas A&M (01/22/22)
Had 8-9 Steals: 8 JD Notae vs New Mexico State (03/19/22)
RECORD: 9 by Robert Shepard at Arizona (12/06/92)

• BLOCKED SHOTS •

Had 5 Blocks: 5 Makhel Mitchell at Kentucky (02/07/23)
Had 6-9 Blocks: 7 Makhel Mitchell vs Texas A&M (01/31/23)
Had 10 Blocks: 10 Steven Hill vs. Texas State (12/06/05)
RECORD: 10 Steven Hill vs. Texas St. (12/06/05) & Oliver Miller vs. Texas (02/04/90)

• TURNOVERS •

Committed 5-9 Turnovers: 6 Anthony Black at Tennessee (02/28/23)
Committed 10 Plus Turnovers: 10 Courtney Fortson at South Carolina (02/21/09)

• MINUTES PLAYED •

40 Minutes (Regulation): 40:00 Davonte Davis at South Carolina (02/04/23)
40+ Min w/OT: 2 vs San Diego St (11/23/22) – Council (41:03) - Brazile (40:05)
45+ Minutes: 47 by BJ Young vs. Auburn (01/16/13)

• MISCELLANEOUS •

2 Players Scored 20+ Pts In Same Game: Nick Smith Jr. (26) & Ricky Council IV (22) vs Georgia (02/21/23)
3 Players Scored 20+ Pts In Same Game: at Alabama (02/25/23)
Nick Smith Jr. (24), Davonte Davis (21) and Ricky Council IV (20)
2 Players Scored 20+ Pts In Back-To-Back Gms: Nick Smith Jr. (26/24) & Ricky Council IV (22/20) vs Georgia (02/21/23) and at Alabama (02/25/23)
2 Players Scored 20+ Pts In 3 Straight: Mason Jones (41/20/21) & Isaiah Joe (20/21/24) vs Tulsa (12/14/19), Valpo (12/21/19) and Indiana (12/29/19)
8 Players Scored in Double Digits: Mississippi Valley State (11/25/20)
Connor Vanover (25), Desi Sills (19), Moses Moody (16), Vance Jackson (15)
Khalen Robinson (15), Justin Smith (13), JD Notae (13), Jalen Tate (12)
Scored 20 or More Points in Five-Plus Consecutive Games: (5) by Mason Jones 37, 26, 36, 30, 22 (02/26/20 to 03/11/20)
Scored 20 or More Points in 10-Plus Consecutive Games: (11) by Todd Day 20, 23, 26, 26, 22, 31, 23, 21, 27, 21, 20 (12/01/90 to 01/12/91)
Scored 30 or More Points in 3 Straight Games: Mason Jones (only Razorback) 34 vs. S. Carolina (01/29/20), 30 at Alabama (02/01/20), 40 vs Auburn (02/04/20)
Most Points in Back-To-Back Games: 82 by Martin Terry 35 at TCU (02/20/73) and 47 vs. SMU (02/24/73)
Consecutive Free Throws Made: 48 by Ricky Medlock (20 gms; 12/21/74 to 03/04/75)
Double-Double: Pts/Rebs: Khi Mitchell (13 & 14) and Devo Davis (10 & 10) vs UNCG (12/06/22)
Double-Double: Pts/Assists: Jalen Tate (15 & 10) vs Georgia (01/09/21)
Two Players with Double-Double in Same Game: vs UNC Greensboro (12/06/22)
Khi Mitchell (13 pts & 14 rebs) and Devo Davis (10 pts & 10 rebs)
5 Straight Double-Doubles: (7) Jaylin Williams 13 & 11 vs AUB; 22 & 10 at BAMA; 13 & 11 at MIZ; 13 & 16 vs TENN; 15 & 10 at FLA; 16 & 12 vs UK; 19 & 10 vs LSU
3+ Straight Double-Doubles in SEC: (5) Jaylin Williams (AUB/@Bama/@MIZ/TEN/@FLA/UK/LSU)
Most Consecutive Double-Doubles: 9 by Dean Tolson (1973-74) and 6 by Derek Hood (1998-99)
Three Players with Double-Double in Same Game: vs Alabama (01/16/10) – Marshawn Powell 18 pts, 10 rebs, Mike Washington (17 pts, 13 rebs) and Courtney Fortson (12 pts, 10 assists)
Had 5-Plus Assists in 5-Plus Consecutive Games: (6) by Jalen Harris 11, 6, 10, 12, 7, 10 (11/21/81 thru 12/15/18)
Had 10 or More Assists in Back-to-Back Games: Jalen Harris 10 vs. FIU (12/01/18) and 12 at Colorado State (12/05/18)
Three-Plus Players with 5-Plus Assists in a Game: vs. Montana State (11/21/18) Jalen Harris (11), Isaiah Joe (5) and Desi Sills (5)
Had 5 or More Steals in Back-to-Back Games: Ronnie Brewer 5 vs. Western Illinois (01/01/06) and 5 vs. Mississippi State (01/07/06)

LAST TIME AN OPPONENT PLAYER...

• SCORING •

Scored 30 Points: 37 Antonio Reeves vs Kentucky (03/04/23)
Scored 40 Points: 45 Jodie Meeks vs. Kentucky (02/14/09)
Scored 50 Points: 56 Oscar Robertson vs. Cincinnati (03/15/58) **(most on record)**

• FIELD GOALS MADE •

Made 15 Field Goals: 17 (17-24) Jodie Meeks vs. Kentucky (02/14/09)
Made 20 Field Goals: 21 Oscar Robertson vs. Cincinnati (03/15/58) **(most on record)**

• FIELD GOALS ATTEMPTED •

Attempted 20 Field Goals: 20 (9-20) Matt Bradley (11/23/22)
Attempted 25 Field Goals: 28 (11-28) Devan Downey vs. South Carolina (02/17/10)

• FIELD GOAL PERCENTAGE •

Shot 100% FG (Min. 7 att): Adam Wing (8-8) vs. Evansville (12/08/15)

• 3-POINTERS MADE •

Made 7 3-pointers: 7 (7-15) Tyler Hall vs. Montana State (11/21/18)
Made 10 3-pointers: 10 (10-19) Lance Weems at Auburn (01/06/96)

• 3-POINTERS ATTEMPTED •

Attempted 15 3-pointers: 15 (7-15) Tyler Hall vs. Montana State (11/21/18)
Attempted 20 3-pointers: 22 (5-22) Jeff Fryer vs. Loyola Marymount (03/16/89)

• FREE THROWS MADE •

Made 10 Free Throws: 11 (11-11) Antonio Reeves vs Kentucky (03/04/23)
Made 15 Free Throws: 15 (15-17) Keyontae Johnson at Florida (02/18/20)

• FREE THROWS ATTEMPTED •

Attempted 15 Free Throws: 15 (12-15) Xavier Pinson (01/02/21)
Attempted 20 Free Throws: 24 (18-24) Frank Williams vs. Illinois (12/08/01)

• FREE THROW PERCENTAGE •

Shot 100% FT (min 10 att): 11-11 Antonio Reeves vs Kentucky (03/04/23)

• REBOUNDS •

Grabbed 15-19 Rebounds: 15 Henry Coleman III vs Texas A&M (01/31/23)
Grabbed 20 Rebounds: 20 Antonio McDyess vs. Alabama (03/11/95)
• Grabbed 10 Offensive Rebounds: 11 Tyler Davis at Texas A&M (01/30/18)
• Grabbed 10 Defensive Rebounds: 10 Oscar Tshiebwe vs Kentucky (02/26/22)

• ASSISTS •

Had 10 Assists: 11 Tremont Waters vs. LSU (01/12/19)
Had 13 Assists: 13 Chuck Evans at Mississippi State (01/27/93) **(on record)**

• STEALS •

Had 5 Steals: 6 Alpha Diallo at Providence (03/19/19)
Had 8 Steals: 8 Terry Conerway vs. Texas State (12/21/02)

• **BLOCKED SHOTS** •

Had 6-9 Blocks: 6 Johni Broome at Auburn (01/07/23)
Had 10 Plus Blocks: 10 P.J. Roberson vs. Grambling State (11/26/11)

• **TURNOVERS** •

Committed 7-9 Turnovers: 7 Wendell Green Jr vs Auburn (02/08/22)
Committed 10 Plus Turnovers: 12 Devin Gibson vs. UTSA (12/12/07)

LAST TIME ARKANSAS HIGHS...

• **SCORING** •

Scored 100-119 Points: 101 at South Carolina (103/02/21)
Scored 120-Plus Points: 142 vs. Mississippi Valley State (11/25/20)
Scored 50 Points in 1st Half: 53 at Georgia (02/02/22)
Scored 50 Points in 2nd Half: 54 vs Georgia (02/21/23)
Scored 60 or More Points in a Half: 61 (1st) vs. Miss Valley State (11/25/20)
Scored 70 or More Points in a Half: 71 (1st) vs. Alcorn (11/13/09)
Scored 80 or More Points in a Half: 81 (2nd) vs. Miss Valley State (11/25/20)
Most Points in a Half: 88 (2nd) vs. U.S. International (12/09/89)

• **FIELD GOALS MADE** •

Made 40 Field Goals: 40 (40-71) at Georgia (02/02/22)
Made 50 Field Goals: 57 (57-99) vs. Troy (12/10/96)
RECORD: 68 (68-101) vs. U.S. International (12/09/89)

• **FIELD GOALS ATTEMPTED** •

Attempted 80 Field Goals: 86 (48-86) vs Miss Valley State (11/25/20)
Attempted 90 Field Goals: 99 (57-99) vs. Troy (12/10/96)
Attempted 100 Field Goals: 101 (68-101) vs. US International (12/09/89)
RECORD: 101 (68-101) vs. U.S. International (12/09/89)

• **FIELD GOAL PERCENTAGE** •

Shot 60% FG: 63.8 (37-58) vs Georgia (02/21/23)
Shot 70% or Better FG: 72.7 (32-44) vs. Alabama State (12/21/83)
RECORD: 79.4 (27-34) vs. Texas Tech (1979)

• **3-POINTERS MADE** •

Made 15 3-pointers: 15 (15-28) at Georgia (02/02/22)
Made 20 3-pointers: 20 (20-40) vs Miss Valley State (11/25/20)
RECORD: 21 (21-37) vs. Troy (12/10/96)

• **3-POINTERS ATTEMPTED** •

Attempted 30 3-pointers: 33 (15-33) at South Carolina (02/03/21)
Attempted 40 3-pointers: 40 (20-40) vs Miss Valley State (11/25/20)
RECORD: 54 (19-54) vs. North Texas (12/30/98)

• **3-POINT PERCENTAGE** •

Shot 50% 3PT FG (min. 15 att): 55.0 (11-22) vs Georgia (02/21/23)
Shot 60% or Better 3PT FG (min. 15 att): 61.1 (11-18) at Vanderbilt (03/06/19)
RECORD (min. 15 att): 66.7 (16-24) vs. Mississippi State (01/09/16)

• **FREE THROWS MADE** •

Made 20 Free Throws: 20 (20-29) at Alabama (02/25/23)
Made 30 Free Throws: 36 (36-54) vs LSU (03/04/20)
Made 40 Free Throws: 41 (41-49) at Kentucky (01/25/92)
RECORD: 48 (48-53) vs. Ole Miss (01/17/04)

• **FREE THROW ATTEMPTS** •

Attempted 40 Free Throws: 43 (27-43) vs Alabama (02/24/21)
Attempted 50 Free Throws: 54 (36-54) vs LSU (03/04/20)
Attempted 60 Free Throws: 65 vs. TCU (1955)
RECORD: 65 vs. TCU (1955)

• **FREE THROW PERCENTAGE** •

Shot 80% FT (min. 10 att): 83.3 (20-24) at Kentucky (02/07/23)
Shot 90% or Better FT (min. 10 att): 94.4 (17-18) vs. Oklahoma (12/11/21)
RECORD (min 10 att): 100 3x - Best 16-16 at Kentucky (02/27/14)

• **REBOUNDS** •

Grabbed 40 Rebounds: 40 vs Florida (02/18/23)
Grabbed 50 Rebounds: 54 vs Lipscomb (12/05/20)
Grabbed 55-Plus Rebounds: 58 vs Oral Roberts (12/20/20)
RECORD: 77 vs. Jackson State (01/22/02)

• **ASSISTS** •

Had 25 Assists: 26 vs Georgia (02/21/23)
Had 30 Assists: 32 vs. Jackson State (11/22/96)
Had 40 Assists: 40 vs. Troy (12/10/96)
RECORD: 47 vs. U.S. International (12/09/89)

• **STEALS** •

Had 15 Steals: 16 vs Bradley (12/17/22)
Had 20 Steals: 24 vs. Maryland-Eastern Shore (01/02/01)
Had 25 Steals: 26 vs. Louisiana-Monroe (11/25/00)
RECORD: 26 vs. Louisiana-Monroe (11/25/00)

• **BLOCKED SHOTS** •

Had 10 Blocks: 10 vs Elon (12/21/21)
Had 13 Blocks: 13 vs Texas A&M (01/31/23)
Had 15 Blocks: 15 vs South Alabama (12/30/91)
RECORD: 18 vs. Missouri (12/05/95)

• **MOST TURNOVERS** •

Had 25 Turnovers: 25 at South Carolina (02/21/09)
Had 30 Turnovers: 32 vs. Providence (11/16/07)
RECORD: 32 vs. Providence (11/16/07)

• **FOULS** •

Committed 25 Fouls: 28 vs Missouri (01/02/21)
Committed 30 Fouls: 33 at Missouri (01/18/23)
RECORD: 38 vs. Missouri (12/04/61)

LAST TIME ARKANSAS LOWS...

• **SCORING** •

Held to 40-45 Points: 43 at Florida (01/22/11)
Held to 46-49 Points: 46 at Mississippi State (02/09/16)
Held to 50-55 Points: 53 vs. New Mexico State (03/19/19)
Held to 56-59 Points: 57 at Tennessee (02/28/23)
Held to 19 Points or Less in a Half: 19 (1st half) at LSU (12/28/22)

• **FIELD GOALS** •

Held to Below 20 Field Goals Made: 18 (18-49) at Tennessee (02/28/23)

• **FIELD GOAL PERCENTAGE** •

Held to 20-29% FG: 27.5 (14-51) vs New Mexico State (03/19/22)
Held to 30-35% FG: .339 (19-56) at Auburn (01/07/23)

• **3-POINTERS** •

Did not Make a 3-pointer: 0 (0-1) vs South Carolina (01/18/22)
Held to 1-2 3-PT FG Made: 2 (2-16) at Auburn (01/07/23)
Attempted Single-Digit 3-pointers: 9 (4-9) at Kentucky (02/07/23)

• **3-POINT PERCENTAGE** •

Shot 10% or Worse 3PT FG: 0.0 (0-11) vs South Carolina (01/18/22)
Shot 11-19% 3PT FG: 19.0 (2-16) at Auburn (01/07/23)

• **FREE THROWS** •

Made Single Digit Free Throws: 6 (6-11) at Baylor (01/28/23)
Attempted Single Digit Free Throws: 7 (4-7) at Georgia (02/02/22)

• **FREE THROW PERCENTAGE** •

Shot 40-49% FT: 47.1 (8-17) vs Southern (12/09/20)
Shot Below 40% FT: 26.7 (4-15) at Texas A&M (01/09/13)

• **REBOUNDING** •

Had 19 or Fewer Rebounds: 19 at Missouri (03/05/13)
Had 20-25 Rebounds: 25 vs Oklahoma (12/10/22)

• **ASSISTS** •

Held to 6 Assists or less: 6 at Alabama (02/25/23)

• **STEALS** •

Had 0 Steals: vs Texas Tech (03/21/21) **(only time on record)**
Had 1 Steal: 1 vs Florida (03/09/18)
Had 2-3 Steals: 3 at Vanderbilt (01/14/23)

• **BLOCKED SHOTS** •

Had No Blocked Shots: 0 vs Missouri (1/23/19)

• **FEWEST TURNOVERS** •

Had 1-4 Turnovers: 4 vs Georgia (01/29/19)
Had 5 Turnovers: 5 vs New Mexico State (3/19/22)

• **FOULS** •

Had Single Digit Fouls: 6 vs Mercer (11/09/21)

ARKANSAS MISCELLANEOUS...

Played in an OT game:	11/23/22 vs San Diego State	W, 78-74 (OT)
Played in a 2OT game:	01/23/18 at Georgia	W, 80-77 (2 OT)
Played in a 3OT game:	02/09/80 vs Houston	L, 90-84 (3 OT)

LAST TIME AN OPPONENT HIGHS...

• SCORING •
Scored 100 Points: 106 at Tennessee (01/15/19) Scored 110 Points: 117 at Ole Miss (12/10/73) Scored 50 Points in 1st Half: 55 at Tennessee (01/15/19) Scored 50 Points in 2nd Half: 58 at Alabama (02/25/23) Scored 60 or More Points in a Half: 63 (2nd half) at Vanderbilt (01/14/23)
• FIELD GOALS MADE •
Made 30 Field Goals: 31 (31-61) vs Texas A&M (03/12/22) Made 40 Field Goals: 40 (40-68) by Texas (01/05/10) Made 45 Field Goals: 45 (45-80) vs. Pittsburgh (12/29/86)
• FIELD GOALS ATTEMPTED •
Attempted 70 Field Goals: 72 (27-72) at South Carolina (03/02/20) Attempted 80 Field Goals: 80 (30-80) by Auburn (02/08/22)
• FIELD GOAL PERCENTAGE •
Shot 60% FG: 61.1 (15-23) vs. Auburn (02/17/16) Shot 65% FG: 67.7 (4-65) vs. North Carolina (03/23/08) Shot 69% FG: 69.8 (37-53) at Auburn (01/14/95)
• 3-POINTERS MADE •
Made 15 3-pointers: 15 (15-36) at Alabama (01/16/21) Made 17 3-pointers: 17 (17-37) vs UNI (11/17/21) - TIES RECORD BY OPP (3x)
• 3-POINTERS ATTEMPTED •
Attempted 30 3-pointers: 32 (8-32) vs Auburn (02/08/22) Attempted 35 3-pointers: 37 (17-7) vs UNI (11/17/21)
• 3-POINT PERCENTAGE •
Shot 50% 3PT FG (min 15 att): 53.3 (8-15) vs Texas A&M (03/12/22) Shot 60% or Better 3PT FG (min 15 att): 66.7 (12-18) at Tennessee (03/05/22)
• FREE THROWS •
Made 20 Free Throws: 25 (25-30) at Alabama (02/25/23) Made 30 Free Throws: 30 (30-40) at Missouri (01/18/23) Made 40 Free Throws: 40 (40-50) vs. UMass (11/25/94)
• FREE THROW ATTEMPTS •
Attempted 35 Free Throws: 36 (29-36) at Vanderbilt (01/14/23) Attempted 40 Free Throws: 40 (30-40) at Missouri (01/18/23) Attempted 50 Free Throws: 50 (39-50) vs. South Carolina (03/11/04)
• FREE THROW PERCENTAGE •
Shot 80% FT (min. 10 att): .833 (25-30) at Alabama (02/25/23) Shot 90% or Better FT (min. 10 att): .950 (19-20) vs Texas A&M (01/22/22) Shot 100% (min. 10 att): 1.000 (14-14) vs Florida (02/16/21)
• REBOUNDING •
Grabbed 45 Rebounds: 48 at Alabama (02/25/23) Grabbed 50 Rebounds: 51 vs Missouri (01/02/21) Grabbed 55-Plus Rebounds: 60 vs Auburn (02/08/22) Grabbed 20 Offensive Rebounds: 24 vs Texas A&M (01/31/23)
• ASSISTS •
Had 25 Assists: 25 vs. Louisville (11/17/09) Had 30 Assists: 30 at UAB (01/27/90)
• STEALS •
Had 15 Steals: 15 at LSU (02/24/10) Had 18 Steals: 18 vs. Alcorn State (12/02/95)
• BLOCKED SHOTS •
Had 10 Blocks: 10 at Tennessee (01/22/14) Had 13 Blocks: 13 at Mississippi State (01/14/10)
• MOST TURNOVERS •
Had 20 Turnovers: 22 vs Colgate (03/19/21) Had 25 Turnovers: 27 vs Bradley (12/17/22) Had 30 Turnovers: 30 vs. Fordham (11/11/22) MOST ON RECORD: 42 vs. Grambling (12/31/00) and Bethune-Cookman (12/02/97)
• FOULS •
Committed 30-plus Fouls: 32 vs Alabama (02/24/21) RECORD: 36 vs. Centenary (12/04/82)

LAST TIME AN OPPONENT LOWS

• SCORING •
Held to 30-39 Points: 33 vs. Vanderbilt (01/12/13) Held to 40-45 Points: 40 vs LSU (01/24/23) Held to 46-49 Points: 48 vs Fordham (11/11/22) Held to 50-55 Points: 50 vs Lipscomb (12/05/20) Held to 56-59 Points: 5x LAST 58 vs UNC Greensboro (12/06/22) Held Below 20 Points in 1st Half: 14 vs LSU (01/24/23) Held Below 20 Points in 2nd Half: 18 vs Savannah State (12/12/13) No Opponent Player Scored in Double-Digits: vs LSU (01/24/23)
• FIELD GOAL PERCENTAGE •
Held to 21% or Worse FG: .2097 (13-62) vs. Jackson State (11/22/02) Held to 20-29% FG: .259 (14-54) vs LSU (01/24/23) Held to 30-35% FG: .342 (26-76) vs Texas A&M (01/31/23)
• 3-POINTERS •
Did not Make a 3-pointer: 0 (0-10) by Mississippi State (02/07/15) Held to 1 3-PT FG Made: 1 (1-9) vs LSU (01/24/23) Held to 2-3 3-PT FG Made: 2 (2-18) vs San Diego State (11/23/22)
• 3-POINT PERCENTAGE •
Shot 10% or Worse 3PT FG: 6.3 (1-16) vs Ole Miss (01/27/21) Shot 11-16% 3PT FG: 11.1 (1-9) vs LSU (01/24/23) Shot 17-19% 3PT FG: 19.0 (4-21) vs Florida (02/18/23)
• FREE THROWS •
Made 1-5 Free Throws: 5 (5-13) vs Ole Miss (01/21/23) Made 6-9 Free Throws: 6 (6-12) at LSU (12/28/22)
• FREE THROW ATTEMPTS •
Attempted Single Digit Free Throws: 8 (3-8) vs Alabama (02/24/21)
• FREE THROW PERCENTAGE •
Shot Below 40% FT: 38.1 (8-21) vs. Texas State (12/22/18) Shot 40-49% FT: 46.2 (5-13) vs Ole Miss (01/21/23)
• REBOUNDING •
Had 19 or Fewer Rebounds: 19 vs Auburn (03/09/23) Had 20-25 Rebounds: 25 vs Florida (02/18/23)
• ASSISTS •
Held 5 Assists or Fewer: 5 at Baylor (01/28/23)
• STEALS •
Had No Steals: 0 vs Vanderbilt (01/15/20) Had 1 Steal: 1 vs Cincinnati (11/23/21) Had 2 Steals: 2 vs Mississippi State (02/05/22)
• BLOCKED SHOTS •
Had No Blocked Shots: 0 vs Fordham (11/11/22)
• FEWEST TURNOVERS •
Had 0-5 Turnovers: 5 at Tennessee (01/06/21) Had 6-9 Turnovers: 8 at Baylor (01/28/23)
• FOULS •
Had Single Digit Fouls: 8 at Michigan (12/08/12) Committed 10-14 Fouls: 14 vs UNI (11/17/21)

GAME 1		58 North Dakota State	26 32	58 76	
		#10/10 ARKANSAS	34 42	76	
Nov. 7, 2022 • Fayetteville, Ark. • Bud Walton Arena					

North Dakota St. 58 • 0-1

#	Player	Total		3-Ptr		Rebounds			PF	TP	A	TO	Blk	Stl	Min
		FG-FGA	FG-FGA	FT-FTA	Off	Def	Tot								
04	Grant Nelson	f	5-9	1-2	6-8	0	6	6	4	17	0	4	1	0	21
23	Andrew Morgan	f	3-8	0-1	1-4	3	4	7	2	7	0	3	1	2	25
05	Luke Yoder	g	1-3	0-1	0-0	0	4	4	0	2	4	2	0	0	30
12	Lance Waddles	g	1-9	1-7	0-0	0	4	4	1	3	2	0	0	0	22
14	Boden Skunberg	g	5-13	1-4	6-8	0	1	1	4	17	1	4	0	0	35
02	Tajavis Miller		1-6	1-3	0-0	0	3	3	2	3	0	1	0	1	19
11	Jacari White		2-6	0-1	2-3	1	1	2	0	6	0	0	0	2	15
22	Joshua Streit		0-0	0-0	0-0	3	1	4	3	0	0	0	0	0	15
33	Sam Hastreiter		1-2	1-2	0-0	0	1	1	0	3	0	0	0	0	18
	Team					0	3	3							
Totals			19-56	5-21	15-23	7	28	35	16	58	7	14	2	5	200

FG % 1st Half: 8-26 30.8% 2nd half: 11-30 36.7% Game: 19-56 33.9% Deadball Rebounds 4
 3FG % 1st Half: 2-12 16.7% 2nd half: 3-9 33.3% Game: 5-21 23.8%
 FT % 1st Half: 8-12 66.7% 2nd half: 7-11 63.6% Game: 15-23 65.2%

Arkansas 76 • 1-0

#	Player	Total		3-Ptr		Rebounds			PF	TP	A	TO	Blk	Stl	Min
		FG-FGA	FG-FGA	FT-FTA	Off	Def	Tot								
15	Makhi Mitchell	f	4-5	0-0	0-0	1	3	4	4	8	1	0	0	3	20
20	Kamani Johnson	f	0-0	0-0	0-0	0	0	0	2	0	0	1	0	1	10
00	Anthony Black	g	1-7	0-0	1-2	0	7	7	3	3	0	2	1	3	30
01	Ricky Council IV	g	9-14	1-2	3-6	1	2	3	1	22	2	1	1	1	36
04	Davonte Davis	g	6-14	0-2	6-8	0	6	6	1	28	0	5	1	2	39
02	Trevon Brazile		7-14	3-6	4-5	1	11	12	2	21	1	2	1	0	32
05	Joseph Pinion		0-0	0-0	0-0	0	0	0	1	0	0	0	0	0	3
12	Barry Dunning Jr.		0-1	0-0	0-0	0	0	0	0	0	0	0	0	1	9
13	Jordan Walsh		1-1	0-0	2-2	0	2	2	5	4	3	0	0	0	18
23	Derrian Ford		0-1	0-0	0-0	1	0	1	0	0	0	0	0	0	3
	Team					2	3	5							
Totals			28-57	4-10	16-23	6	34	40	19	76	10	11	4	11	200

FG % 1st Half: 12-30 40.0% 2nd half: 16-27 59.3% Game: 28-57 49.1% Deadball Rebounds 2
 3FG % 1st Half: 1-4 25.0% 2nd half: 3-6 50.0% Game: 4-10 40.0%
 FT % 1st Half: 9-14 64.3% 2nd half: 7-9 77.8% Game: 16-23 69.6%

Officials: Hunter Allen, Josue Nieves, Steven Anderson
 Technical fouls: North Dakota St.-None. Arkansas-Kamani Johnson.
 Attendance: 19200

Score by periods	1st	2nd	Total					
North Dakota St.	26	32	58	Points	In	Off	2nd	Fast
Arkansas	34	42	76	NDSU	Paint	T/O	Chance	Break
				ARK	24	11	8	10
					44	22	8	9

Last FG - NDSU 2nd-00:03, ARK 2nd-00:09.
 Largest lead - NDSU None, ARK by 21 2nd-11:35.
 NDSU led for 00:00. ARK led for 38:10. Game was tied for 01:50.
 Score tied - 3 times.
 Lead changed - 0 times.

GAME 2		48 Fordham	21 27	48 74	
		#10/10 ARKANSAS	32 42	74	
Nov. 11, 2022 • Fayetteville, Ark. • Bud Walton Arena					

Fordham 48 • 1-1

#	Player	Total		3-Ptr		Rebounds			PF	TP	A	TO	Blk	Stl	Min
		FG-FGA	FG-FGA	FT-FTA	Off	Def	Tot								
02	Khalid Moore	f	3-7	0-2	1-2	0	1	1	2	7	2	1	0	0	27
03	Abdau Tsimbila	f	1-2	0-0	0-0	0	6	6	2	2	0	2	0	3	21
30	Darius Quisenberry	g	2-8	1-4	5-6	0	1	1	1	10	1	3	0	1	30
10	Kyle Rose	g	2-3	2-3	0-2	3	1	4	0	6	0	4	0	0	21
24	Antrell Chariton	g	3-10	0-2	0-0	0	1	1	3	6	2	9	0	0	30
01	Will Richardson		0-2	0-0	0-0	0	2	2	1	0	1	1	0	0	17
11	Romad Dean		2-4	0-1	1-1	1	1	2	0	5	0	2	0	0	21
12	Elijah Gray		4-5	1-2	1-4	0	2	2	4	10	0	1	0	0	11
13	Zach Riley		0-0	0-0	0-0	1	0	1	0	0	1	0	0	0	6
14	Albe Evans		0-0	0-0	0-0	0	0	0	0	0	0	0	0	0	0+
15	Rostyslav Novitskiy		0-0	0-0	2-2	1	3	4	3	2	0	4	0	0	9
23	Patrick Kelly		0-4	0-3	0-0	2	0	2	1	0	0	0	0	0	7
	Team					1	2	3							
Totals			17-45	4-17	10-17	9	20	29	17	48	7	30	0	4	200

FG % 1st Half: 8-21 38.1% 2nd half: 9-24 37.5% Game: 17-45 37.8% Deadball Rebounds 4,2
 3FG % 1st Half: 2-9 22.2% 2nd half: 2-8 25.0% Game: 4-17 23.5%
 FT % 1st Half: 3-6 50.0% 2nd half: 7-11 63.6% Game: 10-17 58.8%

Arkansas 74 • 2-0

#	Player	Total		3-Ptr		Rebounds			PF	TP	A	TO	Blk	Stl	Min
		FG-FGA	FG-FGA	FT-FTA	Off	Def	Tot								
13	Jordan Walsh	f	5-7	0-2	2-3	1	3	4	3	12	1	1	0	0	21
15	Makhi Mitchell	f	4-7	0-0	0-0	2	2	4	3	8	2	0	2	3	26
00	Anthony Black	g	3-8	1-6	3-4	2	4	6	2	10	0	4	1	2	24
01	Ricky Council IV	g	5-12	1-3	4-4	1	3	4	2	15	7	2	0	2	37
04	Davonte Davis	g	3-12	0-3	1-2	0	3	3	1	7	5	1	0	3	39
02	Trevon Brazile		3-7	0-2	2-3	4	4	8	3	8	1	2	1	1	32
05	Joseph Pinion		1-1	0-0	0-0	0	0	0	1	2	0	0	0	1	4
11	Jalen Graham		5-7	0-0	0-0	3	1	4	3	10	1	1	0	0	11
12	Barry Dunning Jr.		0-0	0-0	0-0	0	0	0	1	0	0	0	0	0	3
20	Kamani Johnson		0-1	0-0	0-2	1	0	1	0	0	0	0	0	0	3
21	Cade Arbogast		0-0	0-0	0-0	0	0	0	0	0	0	0	0	0	0+
22	Makhi Mitchell		0-1	0-0	0-0	0	0	0	0	0	0	1	0	1	4
23	Derrian Ford		1-2	0-0	0-0	0	0	0	0	2	0	0	0	0	5
45	Lawson Blake		0-0	0-0	0-0	0	1	1	0	0	0	0	0	0	1
	Team					2	1	3							
Totals			30-65	2-16	12-18	16	22	38	19	74	17	13	4	13	200

FG % 1st Half: 14-36 38.9% 2nd half: 16-29 55.2% Game: 30-65 46.2% Deadball Rebounds 3
 3FG % 1st Half: 2-12 16.7% 2nd half: 0-4 0.0% Game: 2-16 12.5%
 FT % 1st Half: 2-5 40.0% 2nd half: 10-13 76.9% Game: 12-18 66.7%

Officials: Bharat Ramnanan, Chris Ford, Chuck Jones
 Technical fouls: Fordham-None. Arkansas-Trevon Brazile.
 Attendance: 19200

Score by periods	1st	2nd	Total					
Fordham	21	27	48	Points	In	Off	2nd	Fast
Arkansas	32	42	74	FU	Paint	T/O	Chance	Break
				ARK	20	15	2	17
					54	30	13	11

Last FG - FU 2nd-00:36, ARK 2nd-00:01.
 Largest lead - FU by 5 1st-19:03, ARK by 26 2nd-04:11.
 FU led for 04:55. ARK led for 33:43. Game was tied for 01:22.
 Score tied - 1 time.
 Lead changed - 1 time.

GAME 3		56 South Dakota State	29 27	56 71	
		#9/10 ARKANSAS	41 30	71	
Nov. 16, 2022 • Fayetteville, Ark. • Bud Walton Arena					

South Dakota St. 56 • 2-2

#	Player	Total		3-Ptr		Rebounds			PF	TP	A	TO	Blk	Stl	Min
		FG-FGA	FG-FGA	FT-FTA	Off	Def	Tot								
32	Matt Dentlinger	f	0-2	0-1	3-4	0	1	1	3	3	2	4	0	1	22
42	William Kyle III	f	3-5	0-0	2-2	1	1	2	4	8	0	3	1	0	16
02	Zeke Mayo	g	4-8	1-3	0-0	0	8	8	0	9	1	2	0	2	30
30	Charlie Easley	g	1-6	0-2	0-0	1	0	1	1	2	1	2	0	0	27
34	Alex Arians	g	1-3	0-1	1-2	0	7	7	1	3	2	2	0	0	20
01	Matt Mims		0-6	0-2	8-8	0	1	1	0	8	1	0	0	1	19
11	Matthew Mors		1-8	0-2	0-0	2	1	3	1	2	0	1	1	0	20
13	Luke Appel		4-7	0-0	1-1	1	2	3	2	9	1	1	0	1	11
15	Tanner Te Slaa		2-6	1-2	2-2	0	2	2	1	7	1	3	0	3	22
22	Aaron Fiegen		0-0	0-0	0-0	0	0	0	0	0	0	0	0	0	2
33	Broden Lien		2-5	1-3	0-1	1	2	3	1	5	0	1	0	0	11
	Team					0	1	1							
Totals			18-56	3-16	17-20	6	26	32	14	56	9	20	2	8	200

FG % 1st Half: 11-28 39.3% 2nd half: 7-28 25.0% Game: 18-56 32.1% Deadball Rebounds 1
 3FG % 1st Half: 2-7 28.6% 2nd half: 1-9 11.1% Game: 3-16 18.8%
 FT % 1st Half: 5-6 83.3% 2nd half: 12-14 85.7% Game: 17-20 85.0%

Arkansas 71 • 3-0

#	Player
---	--------

GAME 5		90	#10/8 Creighton	40 50	90 80	
			#9/9 ARKANSAS	34 53	87	
Nov. 22, 2022 • Lahaina, Hawaii • Lahaina Civic Center						

Creighton 90 • 6-0

#	Player	Total		3-Ptr		Rebounds			PF	TP	A TO Blk Stl				Min
		FG-FGA	FG-FGA	FT-FTA	FT-FTA	Off	Def	Tot			A	TO	Blk	Stl	
24	Arthur Kaluma	f	4-8	0-1	1-2	2	4	6	2	9	2	6	1	2	30
11	Ryan Kalkbrenner	c	9-12	0-0	3-6	3	4	7	4	21	1	2	2	1	38
02	Ryan Nemhhard	g	6-12	3-4	10-12	0	6	6	1	25	5	2	0	0	36
23	Trey Alexander		4-6	0-0	4-5	0	5	5	3	12	6	2	0	2	32
55	Baylor Scheierman	g	7-10	3-5	3-4	0	7	7	4	20	3	2	0	0	39
04	Shereef Mitchell		0-1	0-1	0-0	0	1	1	1	0	0	1	0	0	4
05	Francisco Farabello		1-3	1-3	0-0	0	0	0	0	3	0	1	0	0	13
13	Mason Miller		0-0	0-0	0-0	0	0	0	0	0	0	0	0	0	6
33	Fredrick King		0-1	0-0	0-0	0	1	1	1	0	0	0	0	0	2
	Team					0	2	2			1				
Totals		31-53	7-14	21-29	5	30	35	16	90	17	17	3	5	200	

FG % 1st Half: 17-31 54.8% 2nd half: 14-22 63.6% Game: 31-53 58.5% Deadball Rebounds 4
 3FG % 1st Half: 5-10 50.0% 2nd half: 2-4 50.0% Game: 7-14 50.0%
 FT % 1st Half: 1-1 100.0 2nd half: 20-28 71.4% Game: 21-29 72.4%

Arkansas 87 • 4-1

#	Player	Total		3-Ptr		Rebounds			PF	TP	A TO Blk Stl				Min
		FG-FGA	FG-FGA	FT-FTA	FT-FTA	Off	Def	Tot			A	TO	Blk	Stl	
13	Jordan Walsh	f	1-5	1-2	2-2	0	3	3	3	5	2	2	0	1	36
15	Makhi Mitchell	f	1-2	0-0	0-0	1	0	1	3	2	0	2	0	1	11
00	Anthony Black	g	10-18	1-3	5-7	3	3	6	3	26	6	3	0	2	38
01	Ricky Council IV	g	9-19	2-6	4-4	1	2	3	3	24	3	1	0	2	40
04	Davonte Davis	g	3-9	1-4	2-2	0	3	3	4	9	2	0	0	1	39
02	Trevon Brazile		7-14	3-5	0-1	1	5	6	5	17	2	1	3	1	32
05	Joseph Pinion		0-0	0-0	0-0	0	0	0	0	0	0	0	0	0	0
22	Makhel Mitchell		2-3	0-0	0-1	1	2	3	0	4	0	0	2	0	7
	Team					3	3	6							
Totals		33-70	8-20	13-17	10	21	31	21	87	15	9	5	8	200	

FG % 1st Half: 15-34 44.1% 2nd half: 18-36 50.0% Game: 33-70 47.1% Deadball Rebounds 1
 3FG % 1st Half: 0-5 0.0% 2nd half: 8-15 53.3% Game: 8-20 40.0%
 FT % 1st Half: 4-6 66.7% 2nd half: 9-11 81.8% Game: 13-17 76.5%

Officials: Randy Richardson, Lee Cassell, Paul Szelc
 Technical fouls: Creighton-None. Arkansas-TEAM.
 Attendance: 2400

Score by periods	1st	2nd	Total						
Creighton	40	50	90	Points	In	Off	2nd	Fast	Bench
Arkansas	34	53	87	CU	42	31	5	13	3
				ARK	42	21	15	16	21

Last FG - CU 2nd-01:12, ARK 2nd-00:03. Score tied - 10 times.
 Largest lead - CU by 12 1st-01:43, ARK by 2 2nd-14:25. Lead changed - 10 times.
 CU led for 33:45. ARK led for 02:08. Game was tied for 04:07.

GAME 7		61	Troy	33 28	61 76	
			#11/11 ARKANSAS	31 43	74	
Nov. 28, 2022 • Fayetteville, Ark. • Bud Walton Arena						

Troy 61 • 6-2

#	Player	Total		3-Ptr		Rebounds			PF	TP	A TO Blk Stl				Min
		FG-FGA	FG-FGA	FT-FTA	FT-FTA	Off	Def	Tot			A	TO	Blk	Stl	
10	Zay Williams	f	5-9	0-4	1-2	1	3	4	3	11	1	2	1	1	24
30	Christian Turner	f	1-3	0-2	0-0	1	0	1	2	2	0	3	0	2	24
00	Kieffer Punter	g	0-4	0-3	0-0	0	0	0	3	0	1	3	0	0	25
02	Aamer Muhammad	g	2-7	1-3	0-0	0	3	3	2	5	3	1	0	0	32
11	Nelson Phillips	g	7-17	6-12	2-2	1	6	7	2	22	3	3	2	1	35
05	Christyone Eugene		5-10	2-3	1-2	0	1	1	2	13	0	4	0	1	28
15	Jackson Fields		0-0	0-0	0-0	0	1	1	3	0	1	1	0	1	12
21	Nate Tshimanga		1-1	0-0	0-2	0	1	1	1	2	0	1	0	0	7
32	Lydell Geffrard		3-5	0-1	0-0	2	1	3	1	6	1	0	0	0	13
	Team					5	0	5							
Totals		24-56	9-28	4-8	10	16	26	19	61	10	18	3	6	200	

FG % 1st Half: 13-26 50.0% 2nd half: 11-30 36.7% Game: 24-56 42.9% Deadball Rebounds 2
 3FG % 1st Half: 6-14 42.9% 2nd half: 3-14 21.4% Game: 9-28 32.1%
 FT % 1st Half: 1-4 25.0% 2nd half: 3-4 75.0% Game: 4-8 50.0%

Arkansas 74 • 6-1

#	Player	Total		3-Ptr		Rebounds			PF	TP	A TO Blk Stl				Min
		FG-FGA	FG-FGA	FT-FTA	FT-FTA	Off	Def	Tot			A	TO	Blk	Stl	
13	Jordan Walsh	f	1-6	0-0	4-5	0	4	4	3	6	0	2	1	2	20
15	Makhi Mitchell	f	6-8	0-0	2-2	4	5	9	2	14	0	2	3	0	28
00	Anthony Black	g	5-8	2-4	2-4	1	7	8	1	14	3	3	1	2	40
01	Ricky Council IV	g	12-18	1-4	2-2	2	1	3	2	27	0	2	0	1	39
02	Barry Dunning Jr.	g	0-0	0-0	0-0	0	0	0	0	0	0	1	0	0	1
12	Trevon Brazile		1-5	0-2	1-2	0	0	0	2	3	1	5	0	2	25
03	Nick Smith Jr.		0-2	0-1	0-0	1	0	1	0	0	0	0	0	0	6
05	Joseph Pinion		0-0	0-0	0-0	0	1	1	0	0	0	0	0	0	2
20	Kamani Johnson		1-3	0-0	6-8	0	3	3	2	8	0	0	0	1	32
22	Makhel Mitchell		1-1	0-0	0-0	1	1	2	0	2	0	0	0	0	7
	Team					1	1	2							
Totals		27-51	3-11	17-23	10	23	33	12	74	4	15	5	8	200	

FG % 1st Half: 11-26 42.3% 2nd half: 16-25 64.0% Game: 27-51 52.9% Deadball Rebounds 4,1
 3FG % 1st Half: 1-6 16.7% 2nd half: 2-5 40.0% Game: 3-11 27.3%
 FT % 1st Half: 8-10 80.0% 2nd half: 9-13 69.2% Game: 17-23 73.9%

Officials: Brian O'Connell, Owen Shortt, Joe Lindsay
 Technical fouls: Troy-None. Arkansas-None.
 Attendance: 19200

Score by periods	1st	2nd	Total						
Troy	33	28	61	Points	In	Off	2nd	Fast	Bench
Arkansas	31	43	74	TROY	26	15	10	10	21
				ARK	46	20	12	14	13

Last FG - TROY 2nd-00:55, ARK 2nd-00:43. Score tied - 6 times.
 Largest lead - TROY by 7 1st-06:06, ARK by 14 2nd-01:03. Lead changed - 11 times.
 TROY led for 20:22. ARK led for 15:32. Game was tied for 04:06.

GAME 6		78	#9/9 ARKANSAS	26 41 11 78	74	
			#17/9 San Diego State	35 32 7 74		
Nov. 23, 2022 • Lahaina, Hawaii • Lahaina Civic Center						

Arkansas 78 • 5-1

#	Player	Total		3-Ptr		Rebounds			PF	TP	A TO Blk Stl				Min
		FG-FGA	FG-FGA	FT-FTA	FT-FTA	Off	Def	Tot			A	TO	Blk	Stl	
13	Jordan Walsh	f	3-7	0-2	1-2	3	2	5	4	7	2	1	1	0	34
15	Makhi Mitchell	f	0-0	0-0	2-2	0	3	3	1	2	0	0	0	1	11
00	Anthony Black	g	3-11	0-2	9-10	1	4	5	2	15	1	4	0	1	39
01	Ricky Council IV	g	6-19	0-3	7-11	1	2	3	3	19	4	3	0	2	41
04	Davonte Davis	g	1-4	0-2	0-0	1	1	2	0	2	1	1	0	0	17
02	Trevon Brazile		6-14	3-8	5-8	0	9	9	3	20	0	1	0	2	40
11	Jalen Graham		0-0	0-0	0-0	0	0	0	0	0	0	0	0	0	2
12	Barry Dunning Jr.		0-0	0-0	0-0	0	0	0	1	0	0	1	0	1	8
20	Kamani Johnson		2-2	0-0	3-5	4	3	7	3	7	0	1	0	2	19
22	Makhi Mitchell		3-3	0-0	0-0	0	3	3	3	6	0	1	2	0	14
	Team					0	3	3			3				
Totals		24-60	3-17	27-38	10	30	40	20	78	8	16	3	9	225	

FG % 1st Half: 9-22 40.9% 2nd half: 11-29 37.9% OT: 4-9 44.4% Game: 24-60 40.0% Deadball Rebounds 4
 3FG % 1st Half: 0-8 0.0% 2nd half: 3-8 37.5% OT: 0-1 0.0% Game: 3-17 17.6%
 FT % 1st Half: 8-12 66.7% 2nd half: 16-22 72.7% OT: 3-4 75.0% Game: 27-38 71.1%

San Diego St. 74 • 4-2

#	Player		Total		3-Ptr		Rebounds			PF	TP	A TO Blk Stl				Min
			FG-FGA	FG-FGA	FT-FTA	FT-FTA	Off	Def	Tot			A	TO	Blk	Stl	
00	Keshad Johnson	f	4-6	0-1	2-3	1	6	7	5	10	1	1	1	0	36	
31	Nathan Mensah	f	1-2	0-0	0-0	1	3	4	5	2	1	2	0	1	11	
05	Lamont Butler	g	3-9	0-1	3-5	0	2	2	2	9	0	3	0	1	21	
12	Darriin Trammell	g	5-13	1-4	2-2	0	2	2	0	13	2	2	0	2	34	
20	Matt Bradley	g	9-20	1-7	4-5	0	7	7	1	23	1	1	0	3	35	
02	Adam Seiko		0-1	0-1	2-2	0	2	2	1	23	1	3	0	1	16	
03	Micah Parrish		0-4	0-4	2-2	0	1	1	2	2	1	2	0	1	29	
13	Jaedon LeDee		2-4	0-0	2-2	0	1	1	3	6	0	0	0	0	14	
33	Aguek Arop		3-3	0-0	1-2	1	2	3	4	7	1	0	1	0	29	
	Team					4	1	5			1					
Totals			27-62	2-18	18-23	7	27	34	23	74	8	15	2	9	225	

Last FG - AVL 2nd-00:31, ARK 2nd-02:42.
Largest lead - AVL by 2 1st-19:33, ARK by 35 2nd-02:42.
AVL led for 01:07. ARK led for 38:14. Game was tied for 00:39.

GAME 13			57	#9/7 ARKANSAS	19 38	57 60	60	LSU
Dec. 28, 2022 • Baton Rouge, La. • Maravich Center								

Arkansas 57 • 11-2,0-1 SEC

#	Player	Total		3-Ptr		Rebounds			PF	TP	A TO Blk Stl				Min
		FG-FGA	FG-FGA	FT-FTA	Off Def Tot	PF	TP	A TO Blk Stl							
13	Jordan Walsh	f	6-14	1-8	0-0	3 6 9	4	13	0 2 2 2	32					
15	Makhi Mitchell	f	3-5	0-0	2-3	2 10 12	3	8	1 1 3 0	36					
00	Anthony Black	g	3-8	0-3	1-2	4 4 8	1	7	4 2 0 1	40					
01	Ricky Council IV	g	5-19	1-5	2-5	4 2 6	1	13	0 2 0 3	40					
04	Davonte Davis	g	7-18	2-8	0-0	0 6 6	1	16	2 1 0 2	40					
05	Joseph Pinion		0-1	0-1	0-0	0 0 0	0	0	0 0 0 0	2					
11	Jalen Graham		0-0	0-0	0-0	0 1 1	2	0	0 2 0 0	3					
20	Kamani Johnson		0-0	0-0	0-0	0 0 0	2	0	0 0 0 0	7					
Team						0 2 2									
Totals			24-65	4-25	5-10	13 31 44	14	57	7 10 5 8	200					
FG % 1st Half: 9-33		27.3%	2nd half: 15-32		46.9%	Game: 24-65		36.9%	Deadball		Rebounds				
3FG % 1st Half: 0-13		0.0%	2nd half: 4-12		33.3%	Game: 4-25		16.0%							
FT % 1st Half: 1-3		33.3%	2nd half: 4-7		57.1%	Game: 5-10		50.0%							

LSU 60 • 12-1,1-0 SEC

#	Player	Total		3-Ptr		Rebounds			PF	TP	A TO Blk Stl				Min
		FG-FGA	FG-FGA	FT-FTA	Off Def Tot	PF	TP	A TO Blk Stl							
12	KJ Williams	f	3-7	2-5	0-0	1 4 5	3	8	0 2 1 2	33					
20	Derek Fountain	f	5-9	0-1	4-5	4 6 10	2	14	1 2 1 2	29					
01	Cam Hayes	g	2-7	0-3	0-0	0 5 5	0	4	3 0 0 1	27					
03	Justice Hill	g	1-5	0-3	0-3	0 2 2	1	2	1 1 0 0	19					
44	Adam Miller	g	2-9	1-3	2-2	0 4 4	1	7	2 1 0 0	29					
00	Trae Hannibal		9-14	1-2	0-2	1 5 6	0	19	2 1 0 0	22					
04	Kendal Coleman		0-0	0-0	0-0	0 0 0	0	0	0 0 0 0	3					
05	Mwani Wilkinson		1-1	0-0	0-0	0 0 0	2	2	0 1 1 0	11					
11	Justice Williams		2-4	0-0	0-0	0 0 0	1	4	0 2 0 1	12					
13	Jalen Reed		0-5	0-0	0-0	1 1 2	3	0	0 0 0 0	10					
34	Shawn Phillips Jr.		0-1	0-0	0-0	1 0 1	0	0	0 0 0 0	5					
Team						1 3 4									
Totals			25-62	4-17	6-12	9 30 39	13	60	9 10 3 6	200					
FG % 1st Half: 10-34		29.4%	2nd half: 15-28		53.6%	Game: 25-62		40.3%	Deadball		Rebounds				
3FG % 1st Half: 3-11		27.3%	2nd half: 1-6		16.7%	Game: 4-17		23.5%							
FT % 1st Half: 1-3		33.3%	2nd half: 5-9		55.6%	Game: 6-12		50.0%							

Officials: Ron Groover,Patrick Evans,Joe Lindsay
 Technical fouls: Arkansas-None. LSU-None.
 Attendance: 10428

Score by periods	1st	2nd	Total
Arkansas	19	38	57
LSU	24	36	60

Last FG - ARK 2nd-00:21, LSU 2nd-00:32.
 Largest lead - ARK by 6 2nd-10:21, LSU by 6 1st-00:17.
 ARK led for 14:18. LSU led for 18:51. Game was tied for 06:51.

Points	In Paint	Off T/O	2nd Chance	Fast Break	Bench
Ark	36	4	11	7	0
LSU	40	13	6	8	25

Score tied - 10 times.
 Lead changed - 7 times.

GAME 14			68	#20/21 Missouri	34 34	68 74	74	
Jan. 4, 2023 • Fayetteville, Ark. • Bud Walton Arena								

Missouri 68 • 12-2,1-1 SEC

#	Player	Total		3-Ptr		Rebounds			PF	TP	A TO Blk Stl				Min
		FG-FGA	FG-FGA	FT-FTA	Off Def Tot	PF	TP	A TO Blk Stl							
13	Ronnie DeGray III	f	1-4	1-4	0-0	0 1 1	1	3	0 0 0 0	6					
24	Kobe Brown	f	3-7	0-0	5-6	2 0 2	4	11	2 2 0 0	20					
02	Tre Gomillion	g	3-7	1-2	0-0	0 1 1	2	7	1 1 0 0	25					
05	D'Moi Hodge	g	2-4	0-2	2-4	1 2 3	3	6	1 1 0 3	28					
10	Nick Honor	g	3-7	2-4	4-5	0 2 2	4	12	4 0 0 2	38					
04	DeAndre Gholston		3-8	1-3	0-1	1 1 2	2	7	0 2 0 1	19					
23	Aidan Shaw		1-3	0-1	0-0	2 2 4	2	2	0 0 0 0	13					
35	Noah Carter		2-5	0-1	3-5	0 3 3	1	7	1 0 2 0	24					
55	Sean East II		6-9	1-2	0-0	2 2 4	4	13	3 3 0 1	27					
Team						1 0 1									
Totals			24-54	6-19	14-21	9 14 23	23	68	12 10 2 7	200					
FG % 1st Half: 10-22		45.5%	2nd half: 14-32		43.8%	Game: 24-54		44.4%	Deadball		Rebounds				
3FG % 1st Half: 4-9		44.4%	2nd half: 2-10		20.0%	Game: 6-19		31.6%							
FT % 1st Half: 10-14		71.4%	2nd half: 4-7		57.1%	Game: 14-21		66.7%							

Arkansas 74 • 12-2,1-1 SEC

#	Player	Total		3-Ptr		Rebounds			PF	TP	A TO Blk Stl				Min
		FG-FGA	FG-FGA	FT-FTA	Off Def Tot	PF	TP	A TO Blk Stl							
13	Jordan Walsh	f	3-6	0-2	0-0	3 4 7	4	6	2 1 0 1	27					
15	Makhi Mitchell	f	4-7	0-0	0-0	3 4 7	3	8	0 1 2 0	15					
00	Anthony Black	g	2-7	1-4	1-2	0 2 2	1	6	5 4 1 1	40					
01	Ricky Council IV	g	6-15	2-7	11-13	2 5 7	1	25	1 5 1 0	31					
04	Davonte Davis	g	5-10	0-2	0-0	1 4 5	3	10	5 5 0 3	37					
05	Joseph Pinion		4-7	3-6	2-2	1 0 1	4	13	0 0 0 1	27					
11	Jalen Graham		0-0	0-0	0-0	0 0 0	0	0	0 0 0 0	2					
20	Kamani Johnson		2-2	0-0	1-4	3 5 8	3	5	0 0 0 1	20					
22	Makhi Mitchell		0-0	0-0	1-2	0 0 0	0	1	0 0 0 0	1					
Team						2 1 3									
Totals			26-54	6-21	16-23	15 25 40	19	74	13 17 4 7	200					
FG % 1st Half: 10-28		35.7%	2nd half: 16-26		61.5%	Game: 26-54		48.1%	Deadball		Rebounds				
3FG % 1st Half: 2-12		16.7%	2nd half: 4-9		44.4%	Game: 6-21		28.6%							
FT % 1st Half: 5-10		50.0%	2nd half: 11-13		84.6%	Game: 16-23		69.6%							

Officials: Todd Austin,Olandis Poole,Don Daily
 Technical fouls: Missouri-None. Arkansas-None.
 Attendance: 19200

Score by periods	1st	2nd	Total
Missouri	34	34	68
Arkansas	27	47	74

Points	In Paint	Off T/O	2nd Chance	Fast Break	Bench
MIZ	28	21	8	11	29
ARK	26	8	14	18	19

Last FG - MIZ 2nd-00:20, ARK 2nd-03:11.
 Largest lead - MIZ by 17 1st-09:31, ARK by 8 2nd-08:45.
 MIZ led for 25:13. ARK led for 14:04. Game was tied for 00:39.

Score tied - 1 time.
 Lead changed - 1 time.

GAME 15			59	#13/13 ARKANSAS	25 34	59 72	72	
Jan. 7, 2023 • Auburn, Ala. • Neville Arena								

Arkansas 59 • 12-3,1-2 SEC

#	Player		Total		3-Ptr		Rebounds			PF	TP	A TO Blk Stl				Min
			FG-FGA	FG-FGA	FT-FTA	Off	Def	Tot	FG-FGA			FG-FGA	FT-FTA	Off	Def	
13	Jordan Walsh	f	2-10	0-3	2-4	4	6	10	4	6	2	2	1	0	32	
15	Makhi Mitchell	f	3-4	0-0	0-3	1	6	7	2	6	0	1	2	0	22	
00	Anthony Black	g	5-11	0-3	13-16	3	4	7	4	23	4	4	1	1	30	
01	Ricky Council IV	g	5-15	2-6	2-2	1	1	2	1	14	1	3	1	0	37	
04	Davonte Davis	g	1-5	0-2	0-0	0	2	2	2	2	2	1	0	0	24	
05	Joseph Pinion		0-1	0-1	0-0	0	1	1	2	0	0	0	0	1	14	
11	Jalen Graham		2-6	0-0	1-5	3	3	6	2	5	0	1	0	0	12	
12	Barry Dunning Jr.		0-1	0-1	0-0	0	0	0	0	0	0	0	0	0	1	
20	Kamani Johnson		0-2	0-0	1-2	3	2	5	3	1	0	0	0	2	20	
22	Makheil Mitchell		1-1	0-0	0-0	0	2	2	1	2	0	1	0	0	7	
23	Derrian Ford		0-0	0-0	0-0	0	0	0	0	0	0	0	0	0	1	
Team						2	1	3	45			1				
Totals				19-56	2-16	19-32	17	28	45	21	59	9	14	5	4	200
FG % 1st Half: 8-24			33.3%	2nd half: 11-32	34.4%	Game: 19-56			33.9%				Deadball Rebounds 8,1			
3FG % 1st Half: 1-6			16.7%	2nd half: 1-10	10.0%	Game: 2-16			12.5%							
FT % 1st Half: 8-17			47.1%	2nd half: 11-15	73.3%	Game: 2-19			59.4%							

GAME 17		84	#15/16 ARKANSAS	42 42	84 97	
		Vanderbilt		34 63	97	
Jan. 14, 2023 • Nashville, Tenn. • Memorial Gym						

Arkansas 84 • 12-5,1-4 SEC

#	Player	Total		3-Ptr		Rebounds			PF	TP	A	TO	Blk	Stl	Min
		FG-FGA	FG-FGA	FT-FTA	FT-FTA	Off	Def	Tot							
15	Makhi Mitchell	f	4-7	1-1	2-4	3	5	8	5	11	0	0	1	0	22
22	Makhi Mitchell	f	4-5	0-0	0-3	1	1	2	3	8	1	1	2	0	17
00	Anthony Black	g	7-15	2-4	2-4	2	4	6	3	18	3	4	1	0	39
01	Ricky Council IV	g	8-12	3-6	5-7	3	0	3	4	24	1	1	0	2	40
04	Davonte Davis	g	6-14	0-3	5-5	1	2	3	4	17	4	2	0	0	39
05	Joseph Pinion		2-2	1-1	1-1	0	0	0	1	6	0	0	0	0	9
11	Jalen Graham		0-2	0-0	0-0	0	0	0	1	0	0	1	0	1	5
12	Barry Dunning Jr.		0-0	0-0	0-0	0	0	0	0	0	0	0	0	0	1
13	Jordan Walsh		0-6	0-3	0-0	0	2	2	3	0	2	1	1	0	17
20	Kamani Johnson		0-0	0-0	0-0	1	0	1	5	0	0	0	1	0	8
23	Derrian Ford		0-0	0-0	0-0	0	0	0	1	0	0	1	0	0	3
Team						4	2	6							
Totals			31-63	7-18	15-24	15	16	31	30	84	11	11	6	3	200

FG % 1st Half: 16-29	55.2%	2nd half: 15-34	44.1%	Game: 31-63	49.2%	Deadball Rebounds 3
3FG % 1st Half: 2-6	33.3%	2nd half: 5-12	41.7%	Game: 7-18	38.9%	
FT % 1st Half: 8-14	57.1%	2nd half: 7-10	70.0%	Game: 15-24	62.5%	

Vanderbilt 97 • 9-8,2-2 SEC

#	Player	Total		3-Ptr		Rebounds			PF	TP	A	TO	Blk	Stl	Min
		FG-FGA	FG-FGA	FT-FTA	FT-FTA	Off	Def	Tot							
01	Colin Smith	f	2-3	2-2	0-1	1	0	1	1	6	0	1	0	0	17
10	Myles Stute	f	3-8	1-4	8-8	2	5	7	2	15	3	1	1	2	32
42	Quentin Millora-Brow	f	0-2	0-0	1-2	2	3	5	2	1	0	0	0	0	12
00	Tyrin Lawrence	g	7-14	2-2	6-8	2	3	5	1	22	2	1	0	1	30
12	Trey Thomas	g	4-7	3-4	2-2	0	2	2	3	13	1	2	0	1	33
02	Noah Shelby		1-3	0-2	0-0	0	0	0	1	2	0	0	0	0	14
04	Jordan Wright		5-9	1-2	6-7	0	2	2	2	17	1	1	0	1	24
05	Ezra Manjon		1-3	0-0	1-2	1	0	1	2	3	2	1	0	0	11
21	Liam Robbins		4-5	1-2	5-5	1	2	3	5	14	1	1	3	0	19
34	Lee Dort		2-2	0-0	0-1	3	2	5	1	4	0	0	1	0	8
Team						3	4	7							
Totals			29-56	10-18	29-36	15	23	38	20	97	10	9	5	5	200

FG % 1st Half: 11-30	36.7%	2nd half: 18-26	69.2%	Game: 29-56	51.8%	Deadball Rebounds 3
3FG % 1st Half: 4-9	44.4%	2nd half: 6-9	66.7%	Game: 10-18	55.6%	
FT % 1st Half: 8-13	61.5%	2nd half: 21-23	91.3%	Game: 29-36	80.6%	

Officials: Jason Baker,K.B. Burdett,Doug Shows
Technical fouls: Arkansas-Kamani Johnson. Vanderbilt-Ezra Manjon 2.
Attendance: 9362

Score by periods	1st	2nd	Total
Arkansas	42	42	84
Vanderbilt	34	63	97

	Points	In Paint	Off T/O	2nd Chance	Fast Break	Bench
ARK	42	15	16	5	6	6
VANDY	32	12	14	7	40	

Last FG - ARK 2nd-00:47, VANDY 2nd-01:12.
Largest lead - ARK by 10 1st-00:49, VANDY by 14 2nd-07:03.
ARK led for 14:25. VANDY led for 20:27. Game was tied for 05:08.

Score tied - 6 times.
Lead changed - 6 times.

<div>GAME 18</div> <div></div>		<div>76</div> <div>#25/25 ARKANSAS</div> <div>Missouri</div>	<div>35 41</div> <div>34 45</div>	<div>76 79</div> <div>79</div>	
Jan. 18, 2023 • Columbia, Mo. • Mizzou Arena					

Arkansas 76 • 12-6,1-5 SEC

#	Player	Total		3-Ptr		Rebounds			PF	TP	A	TO	Blk	Stl	Min
		FG-FGA	FG-FGA	FT-FTA	FT-FTA	Off	Def	Tot							
15	Makhi Mitchell	f	1-3	0-0	5-6	1	8	9	5	7	1	2	1	0	36
20	Kamani Johnson	f	2-4	0-0	3-4	3	4	7	5	7	0	1	0	0	31
00	Anthony Black	g	4-9	1-3	6-6	2	6	8	3	15	7	5	1	2	39
01	Ricky Council IV	g	4-11	1-4	4-4	3	0	3	4	13	1	3	0	3	29
04	Davonte Davis	g	7-17	3-7	1-2	2	7	9	5	18	3	6	0	1	38
05	Joseph Pinion		0-1	0-1	0-0	0	0	0	3	0	0	0	0	0	2
11	Jalen Graham		0-0	0-0	0-0	0	0	0	2	0	0	2	0	0	4
13	Jordan Walsh		4-4	2-2	2-2	0	2	2	5	12	0	1	0	0	13
23	Derrian Ford		1-1	0-0	2-2	0	0	0	1	4	0	1	0	0	9
Team						2	2	4							
Totals			23-50	7-17	23-26	13	29	42	33	76	12	21	2	6	201

FG % 1st Half: 10-17	58.8%	2nd half: 13-33	39.4%	Game: 23-40	46.0%	Deadball Rebounds 1
3FG % 1st Half: 4-8	50.0%	2nd half: 3-9	33.3%	Game: 7-17	41.2%	
FT % 1st Half: 11-12	91.7%	2nd half: 12-14	85.7%	Game: 23-26	88.5%	

Missouri 79 • 14-4,3-3 SEC

#	Player	Total		3-Ptr		Rebounds			PF	TP	A	TO	Blk	Stl	Min
		FG-FGA	FG-FGA	FT-FTA	FT-FTA	Off	Def	Tot							
13	Ronnie DeGray III	f	0-0	0-0	0-0	0	0	0	0	0	0	0	0	0	4
24	Kobe Brown	f	6-10	0-2	5-8	3	3	6	1	17	2	3	0	2	37
02	Tre Gomillion	g	1-3	0-0	0-0	1	0	1	2	2	0	0	0	0	11
05	D'Moi Hodge	g	1-7	0-5	5-6	1	1	2	3	7	1	2	2	2	27
10	Nick Honor	g	1-2	1-1	2-2	0	1	1	0	5	1	1	0	1	27
00	Mohamed Diarra		1-1	1-1	2-4	0	1	1	4	5	0	1	0	2	9
04	DeAndre Gholston		5-11	1-2	5-8	0	2	2	4	16	3	1	0	1	30
11	Isiah Mosley		2-7	0-4	4-4	1	0	1	3	8	1	2	0	2	19
23	Aidan Shaw		2-2	2-2	1-2	1	1	2	3	7	0	0	0	0	11
55	Sean East II		3-6	0-3	6-6	0	2	2	3	12	0	1	0	2	25
Team						0	5	5							
Totals			22-49	5-20	30-40	7	16	23	23	79	8	12	2	13	200

FG % 1st Half: 11-30	36.7%	2nd half: 11-19	57.9%	Game: 22-49	44.9%	Deadball Rebounds 1
3FG % 1st Half: 3-14	21.4%	2nd half: 2-6	33.3%	Game: 5-20	25.0%	
FT % 1st Half: 9-12	75.0%	2nd half: 21-28	75.0%	Game: 30-40	75.0%	

Officials: Brian Dorsey,Owen Shortt,Tony Greene
Technical fouls: Arkansas-None. Missouri-D'Moi Hodge.
Attendance: 14448

Score by periods	1st	2nd	Total
Arkansas	35	41	76
Missouri	34	45	79

	Points	In Paint	Off T/O	2nd Chance	Fast Break	Bench
ARK	26	11	8	3	4	16
MIZ	26	31	3	9	48	

Last FG - ARK 2nd-00:02, MIZ 2nd-01:01.
Largest lead - ARK by 10 2nd-07:03, MIZ by 6 2nd-16:39.
ARK led for 26:40. MIZ led for 09:14. Game was tied for 04:06.

Score tied - 11 times.
Lead changed - 17 times.

GAME 19 ESPN 2	Ole Miss	57	Ole Miss	29	28	57	69	
			#25/25 ARKANSAS	32	37	69		
			Jan. 21, 2023 • Fayetteville, Ark. • Bud Walton Arena					

Ole Miss 57 • 9-10,1-6 SEC

#	Player		Total		3-Ptr	Rebounds					PF	TP	A	TO	Blk	Stl	Min
			FG-FGA	FG-FGA	FT-FTA	Off	Def	Tot									
00	Jayveous McKinnis	f	5-6	0-0	0-2	1	5	6	1	10	1	1	1	0	28		
04	Jaemyn Brakefield	f	3-4	2-2	0-0	1	0	1	1	8	1	1	0	0	29		
01	Amaree Abram	g	2-8	0-3	0-0	0	4	4	3	4	3	4	1	2	23		
05	James White	g	2-6	0-1	0-0	0	3	3	1	4	3	4	0	1	22		
11	Matthew Murrell	g	1-5	0-1	1-2	0	0	0	2	3	0	4	0	1	24		
03	Myles Burns		3-8	0-1	2-2	2	5	7	1	8	1	0	0	2	23		
10	Theo Akwuba		0-0	0-0	0-0	0	0	0	1	0	0	0	1	0	3		
14	Tye Fagan		2-4	1-2	0-0	0	2	2	2	5	0	0	1	0	10		
21	Robert Allen		2-2	0-0	1-2	0	1	1	2	5	1	1	1	0	12		
24	Daeshun Ruffin		3-9	2-3	2-5	0	1	1	1	10	2	1	0	0	20		
33	Josh Mballa		0-0	0-0	0-0	0	0	0	2	0	0	1	1	0	6		
	Team					3	2	5									
Totals			23-52	5-13	6-13	7	23	30	17	57	12	17	6	6	200		

GAME 21			64 RV/-- ARKANSAS #17/17 Baylor	33 31 27 40	64 67 67	
SEC/Big 12 Challenge • Jan. 28, 2023 • Waco, Texas • Farrell Center						

Arkansas 64 • 14-7

#	Player	Total		3-Ptr		Rebounds			PF	TP	A TO Blk Stl					Min
		FG-FGA	FG-FGA	FT-FTA	Off Def Tot	PF	TP	A TO Blk Stl								
13	Jordan Walsh	f	2-4	0-0	0-0	0	1	1	5	4	0	1	2	1	1	18
15	Makhi Mitchell	f	2-2	0-0	0-0	1	3	4	5	4	1	1	1	0	0	16
00	Anthony Black	g	3-7	0-2	1-1	1	5	6	0	7	3	2	0	1	36	9
01	Ricky Council IV	g	10-17	2-4	3-3	1	0	1	2	25	2	1	0	0	39	3
04	Davonte Davis	g	6-13	2-7	2-3	1	1	2	2	16	4	5	0	0	0	37
05	Joseph Pinion		0-1	0-1	0-0	1	0	1	0	0	0	0	0	0	3	3
11	Jalen Graham		2-6	0-0	0-4	3	6	9	4	4	4	3	0	2	24	2
12	Barry Dunning Jr.		0-0	0-0	0-0	0	0	0	0	0	0	0	0	0	0	0
20	Kamani Johnson		0-0	0-0	0-0	0	1	1	1	0	0	0	0	0	3	3
22	Makhi Mitchell		2-3	0-0	0-0	2	5	7	4	4	2	1	3	0	24	2
Team						0	3	3			1					
Totals			27-53	4-14	6-11	10	25	35	23	64	16	15	6	4	200	

FG % 1st Half: 14-23 60.9%	2nd half: 13-30 43.3%	Game: 27-53 50.9%	Deadball Rebounds 1
3FG % 1st Half: 2-6 33.3%	2nd half: 2-8 25.0%	Game: 4-14 28.6%	
FT % 1st Half: 3-7 42.9%	2nd half: 3-4 75.0%	Game: 6-11 54.5%	

Baylor 67 • 16-5

#	Player	Total		3-Ptr		Rebounds			PF	TP	A TO Blk Stl					Min
		FG-FGA	FG-FGA	FT-FTA	Off Def Tot	PF	TP	A TO Blk Stl								
00	Flo Thamba	f	0-0	0-0	3-4	2	4	6	2	3	0	0	1	1	26	2
11	Jalen Bridges	f	3-5	1-1	3-4	5	2	7	3	10	0	0	0	2	26	2
01	Keyonte George	g	8-20	2-5	6-6	0	3	3	24	3	3	0	0	1	33	3
04	LJ Cryer	g	6-13	2-4	6-6	1	1	2	2	20	1	2	0	0	36	3
10	Adam Flagler	g	1-11	0-3	3-4	0	3	3	2	5	0	1	0	1	34	3
03	Dale Bonner		0-1	0-1	0-0	0	0	0	1	0	0	0	0	0	1	1
13	Langston Love		1-6	1-3	0-0	1	0	1	3	0	0	0	0	0	19	1
15	Josh Ojiamwuna		0-0	0-0	0-0	0	3	3	1	0	1	2	0	2	15	1
33	Caleb Lohner		1-3	0-1	0-0	2	2	4	2	2	0	0	0	0	10	1
Team						4	2	6								
Totals			20-59	6-18	21-24	15	20	35	19	67	5	8	1	7	200	

FG % 1st Half: 8-33 24.2%	2nd half: 12-26 46.2%	Game: 20-59 33.9%	Deadball Rebounds 2
3FG % 1st Half: 3-12 25.0%	2nd half: 3-6 50.0%	Game: 6-18 33.3%	
FT % 1st Half: 8-9 88.9%	2nd half: 13-15 86.7%	Game: 21-24 87.5%	

Officials: Darron George,Keith Kimble,Kipp Kissingner
Technical fouls: Arkansas-TEAM. Baylor-None.
Attendance: 10627

Score by periods	1st	2nd	Total
Arkansas	33	31	64
Baylor	27	40	67

Points	In Paint	Off T/O	2nd Chance	Fast Break	Bench
ARK	34	8	5	5	8
BAYLOR	22	13	12	10	5

Last FG - ARK 2nd-00:04, BAYLOR 2nd-01:21.
Largest lead - ARK by 8 2nd-19:33, BAYLOR by 11 1st-10:36.
ARK led for 14:57. BAYLOR led for 22:23. Game was tied for 02:40.

Score tied - 4 times.
Lead changed - 6 times.

GAME 23			65 RV/-- ARKANSAS South Carolina	36 29 27 36	65 63 63	
Feb. 4, 2023 • Columbia, S.C. • Colonial Life Arena						

Arkansas 65 • 16-7,5-5 SEC

#	Player	Total		3-Ptr		Rebounds			PF	TP	A TO Blk Stl					Min
		FG-FGA	FG-FGA	FT-FTA	Off Def Tot	PF	TP	A TO Blk Stl								
15	Makhi Mitchell	f	1-2	0-0	0-0	1	1	2	0	2	0	0	0	0	1	5
22	Makhi Mitchell	f	2-5	0-0	1-2	1	3	4	2	5	0	0	1	0	19	9
00	Anthony Black	g	4-10	0-1	5-7	1	5	6	3	13	4	2	2	1	40	4
01	Ricky Council IV	g	4-10	0-3	2-2	0	3	3	2	10	3	2	0	0	40	4
04	Davonte Davis	g	5-12	4-10	1-2	0	4	4	3	15	2	3	0	2	40	4
11	Jalen Graham		8-10	0-0	0-0	1	1	2	2	16	1	3	0	0	22	2
13	Jordan Walsh		2-6	0-1	0-0	6	4	10	2	4	1	1	1	0	33	3
20	Kamani Johnson		0-0	0-0	0-0	0	0	0	0	0	0	0	1	0	1	1
Team						0	1	1								
Totals			26-55	4-15	9-13	10	22	32	14	65	11	11	5	3	200	

FG % 1st Half: 15-26 57.7%	2nd half: 11-29 37.9%	Game: 26-55 47.3%	Deadball Rebounds 1
3FG % 1st Half: 2-5 40.0%	2nd half: 2-10 20.0%	Game: 4-15 26.7%	
FT % 1st Half: 4-5 80.0%	2nd half: 5-8 62.5%	Game: 9-13 69.2%	

South Carolina 63 • 8-15,1-9 SEC

#	Player	Total		3-Ptr		Rebounds			PF	TP	A TO Blk Stl					Min
		FG-FGA	FG-FGA	FT-FTA	Off Def Tot	PF	TP	A TO Blk Stl								
10	Hayden Brown	f	4-13	0-3	2-4	3	1	4	3	10	1	2	0	4	34	4
23	Gregory "GG" Jackson	f	3-8	2-3	1-2	0	7	7	2	9	0	3	1	0	33	3
33	Josh Gray	c	9-14	0-1	2-4	7	7	14	2	20	1	0	1	0	27	7
02	Chico Carter, Jr.	g	0-3	0-1	0-0	0	0	0	0	0	4	3	0	0	18	1
05	Meechie Johnson	g	6-13	5-8	3-4	0	3	3	3	20	4	0	0	1	33	3
01	Jacobi Wright		2-5	0-1	0-0	0	1	1	2	4	0	0	0	0	27	2
12	Zachary Davis		0-2	0-2	0-0	0	0	0	1	0	2	1	0	1	13	1
30	Daniel Hankins-Sanfo		0-0	0-0	0-0	0	0	0	0	0	0	0	0	0	2	2
31	Benjamin Bosmans-Ver		0-0	0-0	0-0	2	2	4	0	0	0	1	1	0	13	1
Team						1	0	1								
Totals			24-58	7-19	8-14	13	21	34	13	63	12	10	3	6	200	

FG % 1st Half: 10-30 33.3%	2nd half: 14-28 50.0%	Game: 24-58 41.4%	Deadball Rebounds 5,1
3FG % 1st Half: 2-8 25.0%	2nd half: 5-11 45.5%	Game: 7-19 36.8%	
FT % 1st Half: 5-8 62.5%	2nd half: 3-6 50.0%	Game: 8-14 57.1%	

Officials: Lucas Santos,Wil Howard,Mike Nance
Technical fouls: Arkansas-None. South Carolina-None.
Attendance: 11558

Score by periods	1st	2nd	Total
Arkansas	36	29	65
South Carolina	27	36	63

Last FG - ARK 2nd-01:21, USC 2nd-01:40.
Largest lead - ARK by 13 2nd-17:42, USC by 1 1st-16:55.
ARK led for 34:10. USC led for 04:02. Game was tied for 01:48.

Score tied - 3 times.
Lead changed - 12 times.

GAME 22			70 RV/RV Texas A&M RV/-- ARKANSAS	34 36 42 39	70 81 81	
Jan. 31, 2023 • Fayetteville, Ark. • Bud Walton Arena						

Texas A&M 70 • 15-7,7-2 SEC

#	Player	Total		3-Ptr		Rebounds			PF	TP	A TO Blk Stl					Min
		FG-FGA	FG-FGA	FT-FTA	Off Def Tot	PF	TP	A TO Blk Stl								
15	Henry Coleman III	f	7-17	0-0	4-5	7	8	15	4	18	1	2	0	4	35	5
34	Julius Marble	f	3-9	0-0	2-6	4	3	7	4	8	1	0	2	1	22	2
00	Dexter Dennis	g	4-7	0-0	1-3	1	4	5	2	9	1	0	0	2	31	3
04	Wade Taylor IV	g	6-19	2-7	4-4	0	1	1	4	18	2	2	0	1	34	4
23	Tyrece Radford	g	6-19	2-4	3-6	6	1	7	3	17	6	1	0	0	36	6
02	Hayden Hefner		0-0	0-0	0-0	0	0	0	0	0	1	0	0	0	7	7
11	Andersson Garcia		0-1	0-0	0-0	2	0	2	5	0	0	2	0	2	16	2
13	Solomon Washington		0-3	0-1	0-0	0	0	0	0	0	0	0	0	0	4	4
20	Andre Gordon		0-1	0-0	0-0	0	2	2	1	0	0	1	0	0	15	1
Team						4	3	7								
Totals			26-76	4-12	14-24	24	22	46	23	70	12	8	2	10	200	

FG % 1st Half: 13-38 34.2%	2nd half: 13-38 34.2%	Game: 26-76 34.2%	Deadball Rebounds 8
3FG % 1st Half: 1-4 25.0%	2nd half: 3-8 37.5%	Game: 4-12 33.3%	
FT % 1st Half: 7-12 58.3%	2nd half: 7-12 58.3%	Game: 14-24 58.3%	

Arkansas 81 • 15-7,4-5 SEC

#	Player		Total		3-Ptr		Rebounds			PF	TP	A TO Blk Stl					Min
			FG-FGA	FG-FGA	FT-FTA	Off	Def	Tot									
15	Makhi Mitchell	f	3-5	0-0	0-0	1	4	5	3	6	0	0	3	1	15		
22	Makhel Mitchell	f	4-8	0-0	1-3	5	8	13	4	9	0	0	7	1	32		
00	Anthony Black	g	2-4	0-1	7-9	1	4	5	3	11	7	4	0	2	38		
01	Ricky Council IV	g	6-16	1-7	6-8	1	5	6	3	19	4	4	1	1	39		
04	Davonte Davis	g	7-13	4-8	1-2	0	1	1	1	19	4	4	0	1	37		
11	Jalen Graham		2-2	0-0	1-2	0	0	0	2	5	0	2	2	0	12		
13	Jordan Walsh		4-8	1-2	3-4	3	4	7	3	12	1	2	0	1	27		
	Team					2	1	3					1				
	Totals		28-56	6-18	19-28	13	27	40	19	81	16	17	13	7	200		

GAME 25		70	Mississippi State	34	36	70	64	
		#RV/- ARKANSAS		25	39	64		
Feb. 11, 2023 • Fayetteville, Ark. • Bud Walton Arena								

Mississippi St. 70 • 17-8,5-7 SEC

#	Player		Total		3-Ptr	Rebounds			PF	TP	A	TO	Blk	Stl	Min	
			FG	FGA	FG-FGA	FT	FTA	Off								Def
00	D.J. Jeffries	f	2-6		0-1	0-0	0	4	4	0	4	2	1	0	0	34
01	Tolu Smith	f	4-11	0-0	3-8	4	4	8	3	11	3	2	0	1	1	28
04	Cameron Matthews	f	3-6	0-1	4-5	4	2	6	4	10	0	1	0	2	25	
03	Shakeel Moore	g	5-11	2-2	0-0	0	5	5	1	12	5	5	1	0	35	
10	Dashawn Davis	g	6-11	2-3	3-3	0	0	0	2	17	2	0	0	0	26	
11	Eric Reed, Jr.		1-1	1-1	0-0	1	0	1	3	3	1	0	0	0	13	
13	Will McNair Jr.		3-5	0-0	0-0	1	3	4	3	6	1	0	0	0	12	
14	Tyler Stevenson		1-2	0-0	0-0	0	0	0	2	2	0	0	0	1	11	
30	Shawn Jones, Jr.		2-4	1-2	0-0	0	3	3	3	5	1	1	1	1	16	
Team							1	2	3				2			
Totals				27-57	6-10	10-16	11	23	34	21	70	15	12	2	5	200

FG % 1st Half:	14-27	51.9%	2nd half:	13-30	43.3%	Game:	27-57	47.4%	Deadball	
3FG % 1st Half:	4-7	57.1%	2nd half:	2-3	66.7%	Game:	6-10	60.0%	Rebounds	1,1
FT % 1st Half:	2-3	66.7%	2nd half:	8-13	61.5%	Game:	10-16	62.5%		

Arkansas 64 • 17-8,6-6 SEC

#	Player		Total		3-Ptr	Rebounds			PF	TP	A	TO	Blk	Stl	Min
			FG-FA	FG-FA	FG-FTA	Off	Def	Tot							
15	Makhi Mitchell	f	3-3	0-0	0-1	1	3	4	5	6	0	0	1	0	11
22	Makhel Mitchell	f	3-3	0-0	0-2	0	6	6	2	6	0	2	3	1	30
00	Anthony Black	g	8-13	2-5	5-6	1	4	5	3	23	5	4	1	3	39
01	Ricky Council IV	g	1-6	0-2	11-13	2	4	6	2	13	3	1	1	0	37
04	Davonte Davis	g	2-12	1-5	2-2	2	4	6	4	7	2	3	0	2	37
03	Nick Smith Jr.		2-7	1-4	0-1	0	1	1	0	5	1	0	0	0	17
11	Jalen Graham		1-1	0-0	0-1	0	1	1	0	2	0	2	0	0	6
13	Jordan Walsh		1-3	0-2	0-0	1	0	1	0	2	1	0	1	2	23
	Team					0	0	0							
Totals			21-48	4-18	18-26	7	23	30	16	64	12	13	7	8	200

FG % 1st Half:	9-26	34.6%	2nd half:	12-22	54.5%	Game:	21-48	43.8%	Deadball	
3FG % 1st Half:	2-11	18.2%	2nd half:	2-7	28.6%	Game:	4-18	22.2%	Rebounds	3,2
FT % 1st Half:	5-8	62.5%	2nd half:	13-18	72.2%	Game:	18-26	69.2%		

Officials: Anthony Jordan,Todd Austin,Don Daily
 Technical fouls: Mississippi St.-Dashawn Davis. Arkansas-None.
 Attendance: 19200

Score by periods	1st	2nd	Total						
Mississippi St.	34	36	70	Points	In	Off	2nd	Fast	Bench
Arkansas	25	39	64	MSU	36	16	11	13	16
				ARK	28	9	8	18	9

Last FG - MSU 2nd-00:26, ARK 2nd-00:13.
 Largest lead - MSU by 16 2nd-15:56, ARK by 5 1st-19:05.
 MSU led for 35:05. ARK led for 03:18. Game was tied for 01:37.

Score tied - 4 times.
 Lead changed - 5 times.

GAME 26		56	RV/- ARKANSAS	33	23	56	62	
		RV/25 Texas A&M		24	36	62		
Feb. 15, 2023 • Bryan-College Station, Texas • Reed Arena								

Arkansas 56 • 17-9,6-7 SEC

#	Player		Total		3-Ptr	Rebounds			PF	TP	A	TO	Blk	Stl	Min
			FG-FGA	FG-FGA	FT-FTA	Off	Def	Tot							
15	Makhi Mitchell	f	4-4	0-0	3-4	3	6	9	3	11	1	0	2	0	26
22	Makhel Mitchell	f	2-4	0-0	0-1	0	4	4	5	4	0	2	4	0	19
00	Anthony Black	g	3-8	1-2	2-3	0	3	3	4	9	8	3	0	2	38
01	Ricky Council IV	g	3-12	0-3	0-1	0	5	5	1	6	4	2	0	0	36
04	Davonte Davis	g	5-13	4-10	0-3	0	3	3	2	14	3	2	0	2	39
03	Nick Smith Jr.	f	0-1	0-0	0-0	0	0	0	0	0	0	2	0	0	4
11	Jalen Graham	f	2-2	0-0	0-0	0	0	0	1	4	0	0	0	0	5
20	Kamani Johnson	f	0-0	0-0	0-0	0	0	0	2	0	0	0	0	0	3
55	Jordan Walsh	f	3-6	0-1	2-2	1	4	5	5	8	1	1	0	0	30
Team						1	3	4							
Totals			22-50	5-16	7-14	5	28	33	23	56	17	13	6	4	200

FG % 1st Half:	13-25	52.0%	2nd half:	9-25	36.0%	Game:	22-50	44.0%	Deadball	
3FG % 1st Half:	4-6	66.7%	2nd half:	1-10	10.0%	Game:	5-16	31.3%	Rebounds	3
FT % 1st Half:	3-6	50.0%	2nd half:	4-8	50.0%	Game:	7-14	50.0%		

Texas A&M 62 • 19-7,11-2 SEC

#	Player		Total		3-Ptr	Rebounds			PF	TP	A	TO	Blk	Stl	Min	
			FG-FGA	FG-FGA	FT-FTA	Off	Def	Tot								
15	Henry Coleman III	f	2-5	0-0	3-3	1	4	5	2	7	1	2	0	0	28	
34	Julius Marble	f	0-3	0-0	4-4	0	2	2	3	4	2	1	0	0	21	
00	Dexter Dennis	g	4-10	2-4	4-4	2	9	11	1	14	0	0	2	1	31	
04	Wade Taylor IV	g	6-15	3-5	3-5	0	3	3	3	18	4	2	0	2	34	
23	Tyrece Radford	g	4-11	0-1	4-5	2	1	3	2	12	2	2	1	2	32	
02	Hayden Hefner		1-2	1-1	0-0	0	0	0	1	3	0	0	0	0	12	
11	Andersson Garcia		1-2	0-0	0-1	4	6	10	5	2	0	1	1	0	22	
13	Solomon Washington		1-1	0-0	0-0	0	1	1	2	2	0	1	0	0	9	
20	Andre Gordon		0-5	0-1	0-0	0	0	0	1	0	0	0	0	0	11	
Team						0	1	1								
Totals				19-54	6-12	18-22	9	27	36	20	62	9	9	4	5	200

FG % 1st Half:	8-27	29.6%	2nd half:	11-27	40.7%	Game:	19-54	35.2%	Deadball	
3FG % 1st Half:	2-7	28.6%	2nd half:	4-5	80.0%	Game:	6-12	50.0%	Rebounds	2
FT % 1st Half:	6-8	75.0%	2nd half:	12-14	85.7%	Game:	18-22	81.8%		

Officials: Keith Kimble,Joe Lindsay,Terry Oglesby
 Technical fouls: Arkansas-Makhel Mitchell. Texas A&M-Julius Marble.
 Attendance: 11315

Score by periods	1st	2nd	Total						
Arkansas	33	23	56	Points	In	Off	2nd	Fast	Bench
Texas A&M	24	38	62	ARK	30	7	5	6	12
				T&M	24	11	6	10	7

Last FG - ARK 2nd-00:12, TA&M 2nd-00:34.
 Largest lead - ARK by 12 1st-00:26, TA&M by 8 2nd-00:20.
 ARK led for 31:34. TA&M led for 04:44. Game was tied for 03:42.

Score tied - 5 times.
 Lead changed - 6 times.

GAME 27		65	Florida	31	34	65	84	
		#RV/- ARKANSAS		37	47	84		
Feb. 18, 2023 • Fayetteville, Ark. • Bud Walton Arena								

Florida 65 • 14-13,7-7 SEC

#	Player		Total		3-Ptr		Rebounds			PF	TP	A	TO	Blk	Stl	Min
			FG	FGA	FG	FGA	Off	Def	Tot							
33	Jason Jitoboh	c	2-5	0-0	0-0	1	1	2	2	4	0	2	0	0	0	24
00	Myreon Jones	g	0-3	0-1	2-3	1	1	2	3	2	2	0	0	0	0	23
05	Will Richard	g	3-5	0-1	4-4	1	2	3	4	10	0	0	0	2	5	25
11	Kyle Lofton	g	3-12	1-5	0-0	0	2	2	1	7	4	0	0	1	1	33
24	Riley Kugel	g	5-12	1-6	6-7	1	1	2	3	17	1	2	0	0	0	30
01	CJ Felder		0-0	0-0	0-0	0	0	0	1	0	0	0	0	0	0	3
02	Trey Bonham		0-0	0-0	0-0	0	0	0	0	0	1	2	0	1	1	2
03	Alex Fudge		3-4	0-1	0-2	0	1	1	0	6	0	0	0	1	1	17
04	Niels Lane		1-3	0-0	0-0	1	2	3	1	2	0	0	0	0	0	4
10	Denzel Aberdeen		0-1	0-1	0-0	0	0	0	0	0	0	0	0	0	0	2
13	Aleks Szymczyk		3-7	2-5	0-0	1	5	6	0	8	1	2	1	4	1	20
14	Kowacie Reeves		2-7	0-1	5-5	0	1	1	1	9	0	1	0	0	0	17
Team						2	1	3					1			
Totals			22-59	4-21	17-21	8	17	25	16	65	9	12	2	9	200	

FG % 1st Half:	9-30	30.0%	2nd half:	13-29	44.8%	Game:	22-59	37.3%	Deadball
3FG % 1st Half:	1-11	9.1%	2nd half:	3-10	30.0%	Game:	4-21	19.0%	Rebounds
FT % 1st Half:	12-16	75.0%	2nd half:	5-5	100.0	Game:	17-21	81.0%	1

GAME 29		83	RV/-- ARKANSAS	37 46	83 86	
#2/2 Alabama						
Feb. 25, 2023 • Tuscaloosa, Ala. • Coleman Coliseum						

Arkansas 83 • 19-10,8-8 SEC

#	Player	Total		3-Ptr		Rebounds			PF	TP	A TO Blk Stl				Min
		FG-FGA	FG-FGA	FT-FTA	FT-FTA	Off	Def	Tot			A	TO	Blk	Stl	
13	Jordan Walsh	f	2-7	0-1	0-0	1	6	7	5	4	1	1	0	3	34
15	Makhi Mitchell	f	0-2	0-0	0-0	2	0	2	2	0	2	3	2	0	13
00	Anthony Black	g	2-7	0-1	3-4	1	1	2	5	7	2	3	0	3	16
03	Nick Smith Jr.	g	9-23	2-3	4-5	1	5	6	4	24	1	0	0	2	40
04	Davonte Davis	g	8-15	3-4	2-3	1	4	5	3	21	0	0	0	0	39
01	Ricky Council IV		5-9	0-1	10-14	0	1	1	2	20	0	2	0	2	30
05	Joseph Pinion		0-0	0-0	0-0	0	0	0	0	0	0	0	0	0	1
11	Jalen Graham		1-3	0-0	0-0	1	1	2	2	2	0	1	3	1	9
22	Makhel Mitchell		2-4	0-0	1-3	2	6	8	2	5	0	1	1	1	18
23	Derrian Ford		0-0	0-0	0-0	0	0	0	0	0	0	0	0	0	0+
	Team					4	0	4							
Totals			29-70	5-10	20-29	13	24	37	25	83	6	11	6	12	200

FG % 1st Half: 14-35	40.0%	2nd half: 15-35	42.9%	Game: 29-70	41.4%	Deadball Rebounds 3
3FG % 1st Half: 1-3	33.3%	2nd half: 4-7	57.1%	Game: 5-10	50.0%	
FT % 1st Half: 8-9	88.9%	2nd half: 12-20	60.0%	Game: 20-29	69.0%	

Alabama 86 • 25-4,15-1 SEC

#	Player	Total		3-Ptr		Rebounds			PF	TP	A TO Blk Stl				Min
		FG-FGA	FG-FGA	FT-FTA	FT-FTA	Off	Def	Tot			A	TO	Blk	Stl	
15	Noah Clowney	f	3-8	0-2	4-5	2	11	13	3	10	2	3	1	2	30
24	Brandon Miller	f	8-15	1-6	7-7	0	6	6	3	24	0	3	1	0	38
14	Charles Bediako	c	3-4	0-0	0-0	4	6	10	5	6	0	0	1	0	19
00	Jaden Bradley	g	0-3	0-0	0-0	0	0	0	0	0	0	0	0	1	7
01	Mark Sears	g	2-7	0-4	9-10	2	0	2	3	13	2	2	0	1	34
03	Rylan Griffen		1-3	0-2	1-2	1	0	1	1	3	1	2	0	1	17
05	Jahvon Quinerly		7-14	1-4	1-1	1	2	3	1	16	7	3	0	0	28
10	Dom Welch		2-2	1-1	2-2	0	2	2	3	7	0	1	1	0	7
23	Nick Pringle		3-3	0-0	1-3	0	4	4	2	7	0	1	0	0	7
25	Nimari Burnett		0-5	0-3	0-0	1	2	3	0	0	1	1	0	1	13
	Team					3	1	4							
Totals			29-64	3-22	25-30	14	34	48	21	86	13	17	4	6	200

FG % 1st Half: 10-30	33.3%	2nd half: 19-34	55.9%	Game: 29-64	45.3%	Deadball Rebounds 2
3FG % 1st Half: 1-10	10.0%	2nd half: 2-12	16.7%	Game: 3-22	13.6%	
FT % 1st Half: 7-9	77.8%	2nd half: 18-21	85.7%	Game: 25-30	83.3%	

Officials: Owen Shortt,Steven Anderson,Terry Oglesby
Technical fouls: Arkansas-None. Alabama-None.
Attendance: 13474

Score by periods	1st	2nd	Total
Arkansas	37	46	83
Alabama	28	58	86

	In Paint	Off T/O	2nd Chance	Fast Break	Bench
Arkansas	38	15	15	11	27
BAMA	52	7	15	6	33

Last FG - ARK 2nd-00:10, BAMA 2nd-01:27.
Largest lead - ARK by 11 1st-03:18, BAMA by 12 2nd-05:53.
ARK led for 22:03. BAMA led for 15:05. Game was tied for 02:52.

Score tied - 4 times.
Lead changed - 3 times.

GAME 30		57	RV/-- ARKANSAS	25 22	57 75	
#12/4 Tennessee						
Feb. 28, 2023 • Knoxville, Tenn. • Thompson-Boling Arena						

Arkansas 57 • 19-11,8-9 SEC

#	Player	Total		3-Ptr		Rebounds			PF	TP	A TO Blk Stl				Min
		FG-FGA	FG-FGA	FT-FTA	FT-FTA	Off	Def	Tot			A	TO	Blk	Stl	
13	Jordan Walsh	f	0-4	0-1	1-2	0	4	4	4	1	1	2	0	2	24
15	Makhi Mitchell	f	0-2	0-0	2-2	1	2	3	0	2	1	0	1	0	17
00	Anthony Black	g	6-9	1-2	0-2	3	2	5	1	13	1	6	0	2	34
03	Nick Smith Jr.	g	3-13	1-6	5-6	0	0	0	2	12	2	2	0	0	29
04	Davonte Davis	g	5-12	3-7	0-0	1	5	6	3	13	2	2	1	3	39
01	Ricky Council IV		3-7	2-4	3-6	0	4	4	3	11	1	3	0	0	19
05	Joseph Pinion		1-2	1-2	0-0	0	0	0	0	3	0	0	0	0	3
11	Jalen Graham		0-0	0-0	0-0	0	0	0	0	0	0	0	0	0	3
20	Kamani Johnson		0-0	0-0	0-2	1	2	3	2	0	0	0	0	0	12
22	Makhel Mitchell		0-0	0-0	0-0	0	0	0	5	0	0	1	2	0	11
23	Derrian Ford		0-0	0-0	2-2	0	0	0	1	2	0	0	0	0	9
	Team					3	4	7							
Totals			18-49	8-22	13-22	9	23	32	21	57	8	16	4	7	200

FG % 1st Half: 9-24	37.5%	2nd half: 9-25	36.0%	Game: 18-49	36.7%	Deadball Rebounds 5
3FG % 1st Half: 4-10	40.0%	2nd half: 4-12	33.3%	Game: 8-22	36.4%	
FT % 1st Half: 3-4	75.0%	2nd half: 10-18	55.6%	Game: 13-22	59.1%	

Tennessee 75 • 22-8,11-6 SEC

#	Player	Total		3-Ptr		Rebounds			PF	TP	A TO Blk Stl				Min
		FG-FGA	FG-FGA	FT-FTA	FT-FTA	Off	Def	Tot			A	TO	Blk	Stl	
00	Jonas Aidoo	f	4-6	0-0	0-0	1	2	3	2	8	2	0	0	1	30
13	Olivier Nkamhoua	f	7-12	0-3	2-2	2	5	7	0	16	1	0	1	0	29
05	Zakai Zeigler	g	1-1	0-0	0-0	0	0	0	0	2	1	1	0	0	3
15	Jahmai Mashack	g	1-6	0-1	4-6	0	1	1	3	6	5	1	0	4	23
25	Santiago Vescovi	g	5-11	3-7	1-2	0	6	6	3	14	5	3	0	2	39
02	Julian Phillips		1-3	0-2	5-7	1	4	5	1	7	3	2	0	0	26
11	Tobe Awaka		3-5	0-0	1-3	5	3	8	1	7	0	0	0	0	15
21	Kent Gilbert		0-0	0-0	0-0	0	0	0	0	0	0	0	0	0	0+
30	Josiah-Jordan James		3-8	1-3	4-5	0	3	3	4	11	1	1	0	3	29
33	Uros Plavsic		2-2	0-0	0-0	0	0	0	2	4	0	2	1	1	6
	Team					1	1	2							
Totals			27-54	4-16	17-25	10	25	35	16	75	18	10	2	11	200

FG % 1st Half: 13-30	43.3%	2nd half: 14-24	58.3%	Game: 27-54	50.0%	Deadball Rebounds 2,1
3FG % 1st Half: 1-8	12.5%	2nd half: 3-8	37.5%	Game: 4-16	25.0%	
FT % 1st Half: 7-12	58.3%	2nd half: 10-13	76.9%	Game: 17-25	68.0%	

Officials: Patrick Evans,Doug Shows,Bart Lenox
Technical fouls: Arkansas-None. Tennessee-None.
Attendance: 18324

Score by periods	1st	2nd	Total
Arkansas	25	32	57
Tennessee	34	41	75

	In Paint	Off T/O	2nd Chance	Fast Break	Bench
Arkansas	18	11	4	4	16
UT	42	19	13	7	29

Last FG - ARK 2nd-00:18, UT 2nd-00:47.
Largest lead - ARK None, UT by 24 2nd-03:30.
ARK led for 00:00. UT led for 38:55. Game was tied for 01:05.

Score tied - 0 times.
Lead changed - 0 times.

GAME 31		88	#23/RV Kentucky	40 48	88 70	
#RV/-- ARKANSAS						
Mar. 4, 2023 • Fayetteville, Ark. • Bud Walton Arena						

Kentucky 88 • 21-10,12-6 SEC

#	Player	Total		3-Ptr		Rebounds			PF	TP	A TO Blk Stl				Min
		FG-FGA	FG-FGA	FT-FTA	FT-FTA	Off	Def	Tot			A	TO	Blk	Stl	
00	Jacob Toppin	f	6-9	2-3	7-8	0	4	4	3	21	3	4	1	1	38
24	Chris Livingston	f	0-5	0-3	1-4	0	9	9	4	1	1	4	1	1	34
04	Oscar Tshiebwe	f	5-11	0-0	2-2	4	9	13	5	12	1	1	0	1	27
01	CJ Fredrick	g	0-2	0-2	2-2	0	0	0	0	2	4	0	0	1	15
12	Antonio Reeves	g	12-17	2-4	11-11	0	1	1	4	37	2	1	0	0	40
03	Adou Thiero		2-6	0-2	3-6	3	2	5	2	7	2	2	0	1	24
04	Daimion Collins		2-2	0-0	0-0	1	1	2	5	4	1	0	1	0	5
55	Lance Ware		2-2	0-0	0-0	1	4	5	3	4	0	2	1	0	17
	Team					1	1	2							
Totals			29-54	4-14	26-33	10	31	41	26	88	14	15	4	5	200

FG % 1st Half: 15-29	51.7%	2nd half: 14-25	56.0%	Game: 29-54	53.7%	Deadball Rebounds 4
3FG % 1st Half: 1-6	16.7%	2nd half: 3-8	37.5%	Game: 4-14	28.6%	
FT % 1st Half: 9-9	100.0	2nd half: 17-24	70.8%	Game: 26-33	78.8%	

Arkansas 79 • 19-12,8-10 SEC

#	Player	Total		3-Ptr		Rebounds			PF
---	--------	-------	--	-------	--	----------	--	--	----