

2022-23 SCHEDULE / RESULTS						
ARK BARK APPROACH	DATE	DAY	OPP BARK APPROACH	OPPONENT	TV	TIME (CT) / RESULT
10/10	11/07	Mon	--	NORTH DAKOTA STATE	SEC+	W 76 58
Fayetteville, Ark. // Bud Walton Arena - Nolan Richardson Court						
10/10	11/11	Fri	--	FORDHAM	SEC+	W 74 48
Fayetteville, Ark. // Bud Walton Arena - Nolan Richardson Court						
9/10	11/16	Wed	--	SOUTH DAKOTA STATE	SEC+	W 71 56
Fayetteville, Ark. // Bud Walton Arena - Nolan Richardson Court						
MAUI JIM MAUI INVITATIONAL Lahaina, Hawaii // Lahaina Civic Center						
9/9	11/21	Mon	--	vs Louisville	ESPN2	W 80 54
9/9	11/22	Tues	10/8	vs Creighton	ESPN	L 87 90
9/9	11/23	Wed	17/19	vs San Diego State	ESPN2 (OT)	W 78 74
11/11	11/28	Mon	--	TROY	SEC	W 74 61
Fayetteville, Ark. // Bud Walton Arena - Nolan Richardson Court						
11/11	12/03	Sat	--	SAN JOSE STATE	SEC	W 99 58
Fayetteville, Ark. // Bud Walton Arena - Nolan Richardson Court						
9/8	12/06	Tues	--	UNC GREENSBORO	SEC	W 65 58
Fayetteville, Ark. // Bud Walton Arena - Nolan Richardson Court						
CRIMSON & CARDINAL CLASSIC						
9/8	12/10	Sat	-/RV	vs Oklahoma	ESPN2	W 88 78
Tulsa, Okla. // BOK Center						
10/10	12/17	Sat	--	vs Bradley	--	W 76 57
North Little Rock, Ark. // Simmons Bank Arena						
10/8	12/21	Wed	--	UNC ASHEVILLE	SEC	W 85 51
Fayetteville, Ark. // Bud Walton Arena - Nolan Richardson Court						
9/7	12/28	Wed	--	at LSU *	ESPN2	L 57 60
Baton Rouge, La. // Pete Maravich Assembly Center - Dale Brown Court						
13/13	01/04	Wed	20/21	MISSOURI *	SEC	W 74 68
Fayetteville, Ark. // Bud Walton Arena - Nolan Richardson Court						
13/13	01/07	Sat	22/20	at Auburn *	SEC	L 59 72
Auburn, Ala. // Neville Arena						
15/16	01/11	Wed	4/4	ALABAMA *	ESPN2	L 69 84
Fayetteville, Ark. // Bud Walton Arena - Nolan Richardson Court						
15/16	01/14	Sat	--	at Vanderbilt *	ESPNU	L 84 97
Nashville, Tenn. // Memorial Gymnasium - Ingram Court						
25/25	01/18	Wed	RV/RV	at Missouri *	SEC	L 76 79
Columbia, Mo. // Mizzou Arena - Norm Stewart Court						
25/25	01/21	Sat	--	OLE MISS *	ESPN2	W 67 57
Fayetteville, Ark. // Bud Walton Arena - Nolan Richardson Court						
RV/--	01/24	Tues	--	LSU *	ESPN2	W 60 40
Fayetteville, Ark. // Bud Walton Arena - Nolan Richardson Court						
SEC/BIG 12 CHALLENGE						
RV/--	01/28	Sat	17/17	at Baylor	ESPN	L 64 67
Waco, Texas. // Ferrell Center						
RV/--	01/31	Tues	RV/RV	TEXAS A&M *	ESPN2	W 81 70
Fayetteville, Ark. // Bud Walton Arena - Nolan Richardson Court						
RV/--	02/04	Sat	--	at South Carolina *	SEC	W 65 63
Columbia, S.C. // Colonial Life Arena						
RV/--	02/07	Tues	RV/RV	at Kentucky *	ESPN	W 88 73
Lexington, Ky. // Rupp Arena at Central Bank Center - Cawood's Court						
RV/--	02/11	Sat	--	MISSISSIPPI STATE *	ESPNU	L 64 70
Fayetteville, Ark. // Bud Walton Arena - Nolan Richardson Court						
RV/--	02/15	Wed	RV/25	at Texas A&M *	ESPN2	L 56 62
Bryan-College Station, Texas // Reed Arena						
RV/--	02/18	Sat	--	FLORIDA *	ESPN2	W 84 65
Fayetteville, Ark. // Bud Walton Arena - Nolan Richardson Court						
RV/--	02/21	Tues	--	GEORGIA *	SEC	W 97 65
Fayetteville, Ark. // Bud Walton Arena - Nolan Richardson Court						
RV/--	02/25	Sat	2/2	at Alabama *	ESPN2	L 83 86
Tuscaloosa, Ala. // Coleman Coliseum						
RV/--	02/28	Tues	12/14	at Tennessee *	ESPN2	L 57 75
Knoxville, Tenn. // Thompson-Boling Arena - The Summitt						
RV/--	03/04	Sat	23/RV	KENTUCKY *	CBS	L 79 88
Fayetteville, Ark. // Bud Walton Arena - Nolan Richardson Court						
SEC TOURNAMENT Nashville, Tenn. // Bridgestone Arena						
RV/--	03/09	Thur	--	VS #17 SEED AUBURN	SEC	W 76 73
RV/--	03/10	Fri	18/18	VS #12 SEED TEXAS A&M	SEC	L 61 67
NCAA WEST REGIONAL 1st & 2nd RDS Des Moines, Iowa // Wells Fargo Arena						
--/--	03/16	Thur	--	VS #9 SEED ILLINOIS	TBS	W 73 63
--/--	03/18	Sat	4/5	VS #1 SEED KANSAS	CBS	W 72 71
NCAA WEST REGIONAL Las Vegas, Nev. // T-Mobile Arena						
--/--	03/23	Thur	10/12	VS #4 SEED CONNECTICUT	CBS	6:15 pm
03/25 Sat REGIONAL FINAL TBD TBD						
NCAA FINAL FOUR Houston, Texas. // NRG Stadium						
04/01 Sat NATIONAL SEMIFINALS						
04/03 Mon NATIONAL CHAMPIONSHIP						



ARKANSAS RAZORBACKS

GAME 36: ARKANSAS VS CONNECTICUT

MAR. 23, 2023 • THURSDAY • 4:15 PM (PT)/6:15 PM (CT) • LAS VEGAS, NEV. • T-MOBILE ARENA (18,000)

TWITTER: @RazorbackMBB
INSTAGRAM: @RazorbackMBB
FACEBOOK: @RazorbackMBB

www.ArkansasRazorbacks.com



ARKANSAS RAZORBACKS

OVERALL 22-13
SEC 8-10

Eric Musselman (San Diego '87)
at UA: 95-40 (4th yr)

Collegiate: 205-74 (8th yr)



#10/12 UCONN HUSKIES

OVERALL 27-8
Big East 13-7

Dan Hurley (Seton Hall '96)
at UConn: 99-55 (5th yr)

Career: 250-160 (13th yr)

- GAME COVERAGE -

TV: CBS

Kevin Harlan (PxP) // Dan Bonner & Stan Van Gundy (Analysts) // Lauren Shehadi (Reporter)

RADIO: LEARFIELD RAZORBACK SPORTS NETWORK

Chuck Barrett (PxP) // Matt Zimmerman (Analyst) Arkansas Gameday App

NATIONAL RADIO: WESTWOOD ONE

Ryan Radtke (PxP) // PJ Carlesimo (Analyst) LIVE STREAM

SATELLITE RADIO: NATIONAL BROADCAST

Sirius: 134 // XM: 202 // Online Channel: 965

ONLINE:

NCAA GAME CENTER: Arkansas vs UConn

At the NCAA Tournament

Arkansas earned its 36th NCAA bid and 3rd straight. (full NCAA history on p.11)
^ It is the first time since 2006, '07, and '08 the Hogs have played in three consecutive NCAA Tournaments.

^ This is just the second time Arkansas has reached the NCAA Sweet 16 in at least three straight seasons. The other time was a four-year stretch in 1996 (Sweet 16, '95 (National Runner-up), '94 (National Champion) and '93 (Sweet 16).

• The Razorbacks own a 50-34 all-time record in NCAA action.

• Arkansas will be looking to advance to the NCAA Elite in three consecutive seasons for the first time in program history. Arkansas advanced to the NCAA Elite 8 in each of the last two years. In 2021, Arkansas lost in the Elite 8 to eventual national champion Baylor. In 2022, Arkansas upset #1 overall seed Gonzaga in the Sweet 16 before falling to Duke in the Elite 8.

Versus UConn

• Arkansas and UConn have met on four previous occasions. The Huskies own a 4-1 advantage in the series.

• However, Arkansas' lone win was the last encounter, a 102-67 victory in the 2017 Phil Knight Classic.

3rd Straight Year Versus #1

• For the third straight year, Arkansas has faced a #1 seed in the NCAA Tourney.

^ 2021: Arkansas lost to #1 seed (#3 ranked) Baylor in the Elite 8.

^ 2022: Arkansas defeated #1 overall seed Gonzaga in the Sweet 16.

^ 2023: Arkansas defeated #1 seed (#4 ranked) Kansas in the 2nd round.

• The last program to beat #1 seeds in back to back years was Butler in 2010 and '11. Ironically, Butler, like Arkansas this year, was a #8 seed in 2011.

Hogs Experienced Sweet 16 Competition

• Arkansas had one of the tougher schedules in the country, one that included playing four teams - Alabama twice, San Diego State and Creighton in Maui and at Tennessee - that have reached the Sweet 16.

^ Oh, and for good measure, Arkansas played Texas in an exhibition game to officially open the Longhorns' new Moody Center.

NET Gains

• In the nine games leading into the NCAA, Arkansas went 3-6 (with four losses by six points or less) but stayed inside the NCAA NET top 25.

• Arkansas' current NET is 21, one spot lower than it was last season at this time when Arkansas was a #4 seed in the NCAA Tournament.

• Arkansas was #28 in the NET prior to winning at Kentucky on Feb. 7. After the UK win, Arkansas climbed to #23 and has stayed in the top 25 the rest of the season, getting to as high as #14 after an 86-83 loss at Alabama (Feb. 25).

WHY IS ARKANSAS' NCAA NET SO GOOD?

• Arkansas has faced nine teams in most recent AP top 28 (Mar. 13) with wins over five (Texas A&M, Missouri, vs San Diego State, at Kentucky and vs Kansas).

VS UCONN:

OVERALL ... (ARK-OPP) 1-3
Home:..... (ARK-OPP)..... 0-0
Away:..... (ARK-OPP)..... 0-1
Neutral:..... (ARK-OPP)..... 1-2

ALL-TIME MEETINGS:

03/27/97 L 74-64 N (New York)
11/21/05 -/3 L 77-68 N (Maui)
12/03/11 -/8 L 75-62 A
11/26/17 W 102-67 N (Portland, Ore.)

NCAA STAT COMPARISON (BOLD = Leads Conf)

74.3	112th	Scoring Off.	78.5	31st
67.4	96th	Scoring Def.	64.7	38th
+6.9	61st	Scoring Margin	+13.8	5th
.470	41st	F6%	.463	71st
.420	73rd	F6% Def.	.409	38th
.313	316th	3PT%	.362	72nd
5.0	342nd	3PT Made/Gm	9.1	30th
.306	28th	3PT% Def.	.303	20th
22.4	21st	FTA/Gm	18.4	146th
15.6	32nd	FT Made/Gm	13.9	98th
.696	255th	FT%	.758	37th
35.5	140th	Reb./Gm	38.9	19th
+2.7	98th	Reb. Margin	+9.3	3rd
1.02	202nd	A/T0 Ratio	1.35	36th
13.0	180th	Assists/Gm	17.4	6th
+1.5	76th	T0 Margin	+0.1	186th
14.4	62nd	T0 Forced	12.9	139th
12.8	219th	T0/Gm	12.9	226th
19.3	328th	Fouls/Gm	18.0	261st
5.1	10th	Blocks/Gm	4.9	18th
8.4	28th	Steals/Gm	6.3	185th

ANTHONY BLACK

- All-SEC (2nd Tm coaches)
- SEC All-Freshman Team
- Only Player in SEC Top 25 for PTS (21st), REBS (23rd), ASTS (4th), STLs (3rd) and BLKS (21st)
- 1st in SEC Mins (34:48)

DAVONTE "DEVO" DAVIS

- SEC All-Defensive Team

THE RAZORBACKS

No.	Name	Pos.	Yr.	Ht.	Wt.	Hometown	High School / Previous School	Wing Span	Standing Reach	MAX Vertical
0	Anthony Black	G	Fr. (4)	6-7	198	Duncanville, Texas	Duncanville HS	6' 8"	8' 6"	42.5"
1	Ricky Council IV	G	Jr. (3)	6-6	205	Durham, N.C.	Southern Durham HS / Wichita State	6' 9"	8' 6"	46"
2	Trevon Brazile	<i>Trev-In "Brazil"</i> F	So. (3)	6-10	212	Springfield, Mo.	Kickapoo HS / Missouri	7' 2.5"	9' 0"	42.5"
3	Nick Smith Jr.	G	Fr. (4)	6-5	185	Jacksonville, Ark.	North Little Rock HS	6' 9"	8' 3"	40.5"
4	Davonte "Devo" Davis	G	Jr. (3)	6-4	185	Jacksonville, Ark.	Jacksonville HS	6' 7"	8' 2"	36"
5	Joseph Pinion	F	Fr. (4)	6-5	190	Morrilton, Ark.	Morrilton HS	6' 6.5"	8' 2.5"	40.5"
11	Jalen Graham	F	Sr. (2)	6-9	225	Phoenix, Ariz.	Mountain Pointe HS / Arizona State	7' 2.5"	8' 11"	36"
12	Barry Dunning Jr.	G	Fr. (4)	6-6	195	Mobile, Ala.	McGill-Toolen Catholic HS	7' 0"	8' 4.5"	47"
13	Jordan Walsh	G/F	Fr. (4)	6-7	205	Desoto, Texas	Link (Mo.) Academy	7' 2"	8' 7.5"	46"
15	Makhi Mitchell	<i>Ma-ki</i> F/C	Sr. (2)	6-9	230	Washington, D.C.	Woodrow Wilson HS / Rhode Island	7' 4"	9' 0"	38.5"
20	Kamani Johnson	F	Sr. (1)	6-7	230	Brooklyn, N.Y.	Holy Spirit (Ga.) Prep School / Little Rock	6' 9.5"	8' 10"	35"
21	Cade Arbogast	G	Jr. (3)	6-3	180	Concord, Calif.	De La Salle HS / Lane (Ore.) CC	6' 2.5"	7' 11"	31"
22	Makhel Mitchell	<i>Ma-kelle</i> F/C	Sr. (2)	6-10	240	Washington, D.C.	Woodrow Wilson HS / Rhode Island	7' 4.5"	9' 1"	34"
23	Derrian Ford	G	Fr. (4)	6-3	205	Magnolia, Ark.	Magnolia HS	6' 3.5"	8' 1.5"	40.5"
45	Lawson Blake	F	So. (3)	6-10	235	Fayetteville, Ark.	Fayetteville HS / Link Year (Mo.) Prep	6' 6.5"	8' 7"	32"

() - Number in parenthesis indicates total years of eligibility remaining including this season

Head Coach: Eric Musselman (San Diego, 1987)

Assistant Coach: Anthony Ruta (Arizona State, 2012) • *pronounced R00-tah*

Assistant Coach: Gus Argenal (UC Davis, 2004) • *pronounced Are-GIN-nal*

Assistant Coach: Keith Smart (Indiana, 1995)

Director of Operations: Michael Musselman (San Diego, 2018)

Director of Internal Operations: Riley Hall (Arkansas, 2016)

Head Athletic Trainer: Matt Townsend (Idaho, 2017)

GAs: Jake Alburtus • Markus Black • Ty McHone • Dominic Samangy • Trey Smith • Camden Taylor • Reuben Williams

Dir. of Scouting/Assistant to Head Coach: Todd Lee (South Dakota, 1986)

Special Assistant to the Head Coach: Matt Lopez (Grand Canyon, 2018)

Recruiting Coordinator: Ronnie Brewer Jr. (Arkansas, 2015)

Asst. Dir. of Recruiting & Scouting: Blake Wetherington (Murray State, 2017)

Asst. Director for Basketball Operations: Caleb Cline (South Dakota, 2020)

Head Strength Coach: Dave Richardson (Louisiana-Monroe, 1989)



0 • Anthony BLACK
TBA (Arts & Sciences)



1 • Ricky COUNCIL IV
Recreation & Sport Mgmt



2 • Trevon BRAZILE
Communications



3 • Nick SMITH Jr.
Recreation & Sport Mgmt



4 • Davonte "Devo" DAVIS
Recreation & Sport Mgmt



5 • Joseph PINION
TBA (Arts & Sciences)



11 • Jalen GRAHAM
Sociology



12 • Barry DUNNING Jr.
TBA (Education)



13 • Jordan WALSH
TBA (Arts & Sciences)



15 • Makhi MITCHELL
Food, Nutrition & Health



20 • Kamani JOHNSON
Communications



21 • Cade ARBOGAST
Communications



22 • Makhel MITCHELL
Food, Nutrition & Health



23 • Derrian FORD
TBA (Education)



45 • Lawson BLAKE
Exercise Science



Eric MUSSELMAN
Head Coach



Gus ARGENAL
Assistant Coach



Keith SMART
Assistant Coach



Anthony RUTA
Assistant Coach



Michael MUSSELMAN
Dir. of Operations



Riley HALL
Dir. of Internal Ops



Todd LEE
Dir. of Scouting/Asst to HC



Ronnie BREWER Jr.
Recruiting Coord.



Matt LOPEZ
Special Asst to HC



Blake WETHERINGTON
Asst Dir. Scouting/Recruiting



Caleb CLINE
Asst Dir. of Ops

ABOUT ARKANSAS

Location.....	Fayetteville, Ark.
Enrollment	30,936
Founded	1871
Colors.....	Cardinal (PMS 201) and White
Nickname.....	Razorbacks
Conference.....	Southeastern (SEC)
UA Chancellor.....	Dr. Charles F. Robinson (Houston, 1987)
System President.....	Dr. Donald R. Bobbitt (Arkansas, 1980)
Vice Chancellor / AD.....	Hunter Yurachek (Guilford, 1990)
Faculty Representative.....	Paul Adams (LSU, 1992)
Deputy AD/MBB Admin.....	Clayton Hamilton (Arkansas, 1994)
Arena (Capacity).....	Bud Walton Arena (19,200)

HISTORY

First Year of Basketball.....	1923-24
Seasons.....	100th
Head Coaches.....	13
30-Win / 20-Win Seasons.....	5 / 36
13-plus Conference-Win Seasons.....	16
Overall Conference Championships.....	24 (2 SEC, 22 SWC)
NCAA Tournament Record / App.....	48-34 (.585) / 36
NIT Record / App.....	6-5 / 4
SEC Tournament Record	30-30

- Arkansas has the **#3 STRENGTH OF SCHEDULE** in the nation (WarrenNolan.com) behind Baylor and Alabama.
- Arkansas was 11-2 in the non-conference and those 13 teams Arkansas faced are having good seasons. In fact:
 - Arkansas' **NON-CONFERENCE RPI AND NON-CONFERENCE STRENGTH OF SCHEDULE IS #4 NATIONALLY** (WarrenNolan.com)
 - 10 of the 13 non-conference teams are inside the NCAA NET 150
 - 11 of the 13 were among their league's top 5 including
 - ^ 3 regular-season champions (UNC Asheville, Bradley and San Diego State)
 - ^ 2 that were runners-up (Fordham and South Dakota State)
 - ^ 4 that finished 3rd (North Dakota St., Creighton, Baylor & UNC Greensboro) ... UNCG was just 1 game out of 1st behind co-champs
 - 9 of the 13 had at least 18 wins ... including **SIX 20-game winners** and **TWO 19-game winners**
- OF THE 26 TEAMS ARKANSAS PLAYED** (non-conference and conference), **11 MADE IN THE NCAA TOURNAMENT** and Arkansas had at least one win over 6 of those 11.
- Arkansas played perhaps the toughest SEC schedule as well
 - Of the five teams it played twice, 4 were the top 4 seeds at the SEC Tourney (#1 Bama, #2 TX A&M, #3 UK and #4 Mizzou)
 - Arkansas was the only SEC team to play four of its first six SEC games on the road.
 - Arkansas' last three road games were at #17 Texas A&M, at #1 Alabama and at #20 Tennessee.
 - 4 of Arkansas' last 6 regular-season were versus teams in the SEC top four (at TX A&M, at Bama, at UT and vs UK).

Most Wins Among SEC/NCAA Since Muss Arrival

- Since Eric Musselman's arrival, Arkansas leads the SEC in overall wins (95), overall home wins (60) and third SEC home wins (27) while ranking 11th in the NCAA in overall wins (95). **Totals are thru Mar. 19, 2023.**

OVERALL WINS	SEC ONLY WINS	OVERALL HOME WINS	SEC HOME WINS	MOST WINS NCAA SINCE MUSS @ ARK
ARK 95	BAMA 49	ARK 60	BAMA 29	Gonzaga 120
BAMA 92	UK 49	TENN 54	AUB 28	Houston 116
AUB 87	AUB 44	AUB 54	ARK 27	Kansas 111
TENN 87	TENN 44	UK 53	UK 27	San Diego State 105
UK 81	ARK 41	LSU 51	TENN 27	Baylor 104
MS ST 77	FLA 38	BAMA 50	LSU 24	Liberty 102
LSU 76	A&M 36	MS ST 49	MS ST 23	Arizona 99
A&M 76	MS ST 35	A&M 48	FLA 23	UCLA 99
FLA 70	LSU 34	MIZ 44	A&M 20	Belmont 98
Arkansas and Houston are the only two teams to reach the NCAA Elite 8 in each of the last two seasons				Duke 97
				ARKANSAS 95
				Southern Cal 95

Musselman Gets Win #20 and #200; Muss in the NCAA Tourney/Postseason

- With the win over Auburn to open the SEC Tournament, Eric Musselman and the Razorbacks picked up win #20 this season.
- On Feb. 7, 2023, at Kentucky, Eric Musselman picked up his 200th win as a collegiate head coach.
 - Musselman has won at least 20 games in each of his eight seasons as a collegiate head coach.
 - **MUSSELMAN IS 8-2 AS ARKANSAS HEAD COACH IN THE NCAA TOURNAMENT.**
 - **OVERALL, MUSSELMAN IS 10-5 IN THE NCAA TOURNAMENT & 25-12 IN THE POSTSEASON** (conference, CBI and NCAA).
 - Musselman has led his teams to each of the last six NCAA Tournaments held (three at Nevada and three at Arkansas).
 - In the last five NCAA Tournaments held, Musselman's teams have now reached four Sweet 16's including two Elite 8's.

Illinois and Kansas Wins Were Polar Opposites

- Versus Illinois, the Fighting Illini scored first but Arkansas answered with an 8-0 run and never surrendered the lead.
 - ^ Arkansas led for 37:17, its most time lead in a non wire-to-wire victory.
- Versus Kansas, Arkansas scored first but the Jayhawks responded with an 11-0 run and lead by as many as 12 with 15:07 left.
 - ^ Arkansas used an 11-0 run itself to lead 52-51 with 8:54 but Kansas immediately regained the advantage. Arkansas tied the game three times over the next seven minutes, took a brief lead with 47 seconds left and took the lead for good with 23 seconds left.
 - ^ Arkansas only led for 1:43, its fewest time to lead in a win, and Kansas led for 34:10, the most time led by an opponent in a Razorback win ... and fifth most by an opponent regardless of the outcome this season.

Notes From the Illinois Win

- Arkansas shot just 33.3% from the field in the second half, but was 15-of-17 at the line to seal the win.
- Illinois shot 52.7% from the field, but only made two more field goals than Arkansas (12 to 10).
- It was the first time Arkansas had ever beaten Illinois. The Illini won the previous five meetings (1949, 2001, 2002, 2003 and 2004).
- Arkansas improved 6-1 all-time versus current Big 10 teams in the NCAA Tournament.
- Ricky Council IV recorded his first double-double as a Razorback and third of his career getting 18 points and 10 rebounds.
- Jordan Walsh was an amazing +22 in the Illinois game.

Notes From the Kansas Win

- Devo Davis was spectacular in the second half and Ricky Council IV was clutch down the stretch. Davis poured in 25 points, including 21 in the second half, to help erase a 12-point deficit in the second half. After Davis fouled out late, Council sealed the victory by scoring 11 of the Hogs' final 15 points, including the final five from the line.
- Arkansas was down eight at halftime. Entering the game, the Kansas Jayhawks were 47-0 all time in the NCAA Tournament when leading by at least 8 points at halftime. Kansas was also 26-0 this season when leading at the half.
- Despite all its success in the NCAA, Arkansas improved to just 12-10 in NCAA second round games and has won three straight.
- This year, Arkansas improved to 3-9 when trailing with 5:00 left and 2-11 when trailing with 2:00 left.

Most Fortuitous Missed Free Throw of the Year Came at Kansas

- Ricky Council IV was 10-of-11 at the line in the Kansas win and his one miss proved to be one of the most pivotal plays in the game.
 - ^ With the game tied at 67, Council was fouled with 23 seconds left. He made the first then missed the second.
 - ^ Jordan Walsh, on the advice from Kamani Johnson, spun and was able to tip the miss, which hit the bottom of the backboard and went back toward Council. Council grabbed the ball, attacked the basket again and was fouled again.
 - ^ Council then sank the two free throws to put the Hogs up three with 23 seconds left.

HONORABLE MENTION

- At Baylor, Arkansas was down three with two seconds left. Arkansas missed a free throw and executed a play it practiced many times, getting the rebound and throwing the ball to the corner to a last second 3-pointer. Arkansas missed that time, but the execution was flawless.

2023 NBA MOCK DRAFT BOARDS as of Mar. 1, 2023

Nick Smith Jr.

#5 overall	#2 college player	NBADraftRoom.com
#6 overall	#2 college player	ESPN.com
#6 overall	#2 college player	TankAthon.com
#6 overall	#3 college player	BleacherReport.com
#7 overall	#3 college player	NBCsports.com
#7 overall	#3 college player	SBNation.com
#7 overall	#3 college player	Yahoo.com
#7 overall	#5 college player	CBS.com
#8 overall	#4 college player	SportingNews.com
#8 overall	#5 college player	NBADraft.net
#12 overall	#8 college player	TheAthletic.com

Anthony Black

#4 overall	#2 college player	NBADraft.net
#7 overall	#4 college player	TheAthletic.com
#8 overall	#4 college player	NBCsports.com
#8 overall	#4 college player	Yahoo.com
#8 overall	#5 college player	NBADraftRoom.com
#10 overall	#6 college player	BleacherReport.com
#10 overall	#6 college player	SportingNews.com
#10 overall	#6 college player	ESPN.com
#11 overall	#7 college player	TankAthon.com
#15 overall	#11 college player	CBS.com
#15 overall	#11 college player	SBNation.com

Ricky Council IV

#27 overall	#20 college player	NBADraft.net
#27 overall	#21 college player	BleacherReport.com
#28 overall	#22 college player	SBNation.com
#30 overall	#24 college player	NBCsports.com
#37 overall	#29 college player	TheAthletic.com
#37 overall	#29 college player	Yahoo.com
#47 overall	#36 college player	ESPN.com
#52 overall	#41 college player	NBADraftRoom.com
#50 overall	#40 college player	TankAthon.com

Jordan Walsh

#27 overall	#21 college player	SBNation.com
#43 overall	#34 college player	NBADraftRoom.com
#44 overall	#34 college player	ESPN.com
#44 overall	#35 college player	TankAthon.com
#46 overall	#36 college player	BleacherReport.com
#49 overall	#39 college player	Yahoo.com

Trevon Brazile (PROIR TO INJURY)

#24 overall	#18 college player	NBADraft.net
#28 overall	#21 college player	NBCsports.com
#31 overall	#26 college player	BleacherReport.com
#50 overall	#40 college player	ESPN.com



- Arkansas is playing its **100TH SEASON OF BASKETBALL IN 2022-23** and the fourth under head coach Eric Musselman.

- **ARKANSAS' OVERALL RECORD 1,783-996 (.641)**

- Arkansas is playing its **30TH SEASON OF BASKETBALL IN BUD WALTON ARENA.**

- **ARKANSAS' RECORD IN BUD WALTON 419-94 (.817)**

^ Is 180-71 (.717) vs SEC opponents in BWA.

^ Has won 35 straight non-conference game in BWA

^ Is 239-23 (.912) vs non-conference opponents in BWA.



2022-23 MISCELLANEOUS STATS

DOUBLE-FIGURE SCORING GAMES

Player	18-19	19-20	20-21	21-22	22-23	Career
Black				22	22	
Brazile				6	10	
Council IV			5	17	30	52
Davis			14	14	20	47
Dunning Jr.					0	0
Graham		1	9	15	5	30
Johnson	5	15	RS	1	0	21
Khel Mitchell		0	13	18	2	23
Khi Mitchell		1	1	19	10	32
Pinion					3	3
Smith Jr.				10	10	
Walsh				11	11	

20+ POINT SCORING GAMES

Player	18-19	19-20	20-21	21-22	22-23	Career
Black				4	4	
Brazile				0	3	3
Council IV			1	3	11	15
Davis				1	3	4
Graham		0	0	0	1	1
Johnson	0	3	RS	0	0	3
Khel Mitchell		0	1	2	0	3
Khi Mitchell		0	0	0	0	0
Smith Jr.					5	5
Walsh					0	0

30+/40+ POINT SCORING GAMES

Player	18-19	19-20	20-21	21-22	22-23	Career
Council IV			0/0	1/0	-	1 / 0
Johnson	0/0	2/0	RS	0/0	-	2 / 0

3+ THREE-POINTERS IN A GAME

Player	18-19	19-20	20-21	21-22	22-23	Career
Black				2	2	
Brazile				0	3	3
Council IV			0	3	3	6
Davis			0	1	6	7
Pinion					2	2
Smith Jr.					3	3

DOUBLE FIGURE REBOUNDING GAMES

Player	18-19	19-20	20-21	21-22	22-23	Career
Black				0	0	
Brazile				1	2	3
Council IV			0	2	1	3
Davis			0	0	3	3
Graham		0	3	1	0	4
Johnson	1	6	RS	0	1	8
Khel Mitchell		0	3	1	1	5
Khi Mitchell		0	1	10	3	14
Walsh					1	1

DOUBLE FIGURE ASSISTS GAMES

Player	18-19	19-20	20-21	21-22	22-23	Career
Black				0	0	
Davis		0	0	0	0	0

DOUBLE-DOUBLES

Player	18-19	19-20	20-21	21-22	22-23	Career
Black				0	0	
Brazile				2	2	
Council IV			0	2	1	3
Davis			0	0	2	2
Graham		0	3	1	0	4
Johnson	0	4	RS	0	0	4
Kkel Mitchell		0	2	1	0	3
Khi Mitchell		0	1	7	2	10

TRIPLE-DOUBLES

Player	18-19	19-20	20-21	21-22	22-23	Career
--						

5+ ASSIST GAMES

Player	18-19	19-20	20-21	21-22	22-23	Career
Black				13	13	
Council IV			0	1	3	4
Davis			2	6	3	11
Graham		0	0	2	0	2
Johnson	0	3	RS	0	0	3
Kkel Mitchell		0	0	1	0	2
Khi Mitchell		0	0	2	0	2
Smith Jr.					2	2
Walsh					0	0

3+ STEALS IN A GAME

Player	18-19	19-20	20-21	21-22	22-23	Career
Black				9	9	
Council IV			0	5	3	8
Davis			2	3	4	9
Graham		1	0	2	0	3
Johnson	1	0	RS	0	1	2
Khel Mitchell		0	0	1	0	1
Khi Mitchell		0	0	2	4	6
Smith Jr.					-	-
Walsh					3	3

3+ BLOCKS IN A GAME

Player	18-19	19-20	20-21	21-22	22-23	Career
Black				1	1	
Brazile				5	1	6
Graham		2	4	2	1	9
Johnson	0	0	RS	1	0	1
Khel Mitchell		1	6	11	6	24
Khi Mitchell		0	0	6	6	12

Mr. March (FULL STATS IN NCAA GAMES on PAGE 8)

• Davonte Davis is better known as Devo. After the Kansas game, he may has cemented the name Mr. March in Arkansas lore.

• As a freshman, Davis played sporadically during the regular season, but saw his time increase as the postseason approached, namely for his incredible defense. He then started all four games in the Razorbacks' Elite 8 run, scoring double figures in all four games.

^ Vs Texas Tech, Coach Musselman said Davis had one of the best defensive games he had ever seen when he shut down sharp shooter Mac McClung to just 2-of-6 FG (1-2 3PT) in 35:03 played, including 0-of-2 in the second half.

^ Vs Oral Roberts, Davis drained a jumper with three seconds left to give Arkansas the 72-70 win in the Sweet 16.

• This year, Davis has been spectacular in the postseason.

^ He had 16 points, six rebounds and four steals in the Illinois game.

^ He had 25 points and eight rebounds in the Kansas win. **MORE SPECIFICALLY, he scored 21 in the second half.**

^ **EVEN MORE SPECIFICALLY**, with Arkansas down 11, Davis scored 14 of Arkansas' 18 points (including 10 straight) to get to within two (prior to Jordan Walsh's 3-pointer to a 52-51 lead).

IN THIS YEAR'S TOURNEY: 20.5 ppg • 7.0 rpg • 55.2 FG% • 37.5 3PT% • 85.7 FT% •

High Council

• Ricky Council IV struggled in the SEC Tournament, scoring a combined 12 points on 3-of-14 shooting from the field and just 6-of-9 from the foul line.

• In the two NCAA wins, Council returned to his attacking ways, scoring 18 points versus Illinois (11-of-12 FT) and 21 versus Kansas (10-of-11 FT).

^ Recorded a double-double versus Illinois grabbing 10 rebounds.

^ Added six rebounds and four assists in the Kansas win.

Johnson Has Two Better Offensive Boards of the Season

• Kamani Johnson is know for his offensive rebounding prowess and, appropriately, has the two best offensive boards this season.

1. vs San Diego State in Maui

- Kamani Johnson did not play in the first half and played 19:07 in the second half and overtime combined.

- **Tipped in a shot at the buzzer to force overtime** ... Had three second-half rebounds ... two offensive

- Played all five minutes of overtime, had four points with four rebounds ... two offensive

- Drained two free throws with three seconds left in OT for the four-point lead then stole in the inbounds pass to seal the win.

2. vs Kansas in NCAA second round

- With the game tied at 65, Johnson had an offensive rebound and put-back to give Arkansas a two-point lead with 47 ticks left.

- Overall, Johnson had 10 rebounds vs Kansas, his most as a Razorback. Six were offensive boards (compared to Kansas only having seven total offensive rebounds for the game).

That's a Plus

• Jordan Walsh had OK stats, but has been praised by many for making "winning" plays or plays that "don't show up in the box score." To that point, Walsh was...

+22 in the 10-point win over Illinois

+12 in the 1-point win over Kansas

• For the season, **Walsh leads all the regulars with a +9.55 per 40 minutes.**

• **HOWEVER, Anthony Black leads the Razorbacks at +6.71 per game.**

One Glorious Game

• **Arkansas played exactly one game this year with all 15 players available for the whole game.** It was Game 8 on Dec. 3 versus San Jose State. Ironically, all 15 Razorbacks played and, by no coincidence, it was Arkansas' best game of the season.

^ Nick Smith missed the first 6 games and played just 6 minutes in game seven versus Troy.

^ Davonte Davis missed game seven versus Troy.

^ Trevon Brazile suffered a season-ending injury in the first half of game 9 versus UNCG.

• Versus San Jose State, Arkansas won 99-58 ... its largest margin of victory this season. Also:

^ Arkansas shot 62.7% (37-of-59) from the field and 61.5% (8-of-13) from 3-point range.

• **It was the best overall FG% shooting night by an Eric Musselman collegiate team.**

• **It was the best 3-point shooting percentage night by a Eric Musselman collegiate team (with at least 10 attempts).**

Flip the Script

• In the first half of the season, Arkansas was dominant in the second half, especially inside the final 10 minutes.

• Six times ... five on the road once on a neutral court ... Arkansas led at the half but lost.

^ At Vandy, led by 8 at halftime and as many as 10 in the second half only to surrender 63 second-half points to lose, 97-84.

^ Next game, at Missouri, led by 1 at the half and by as many as 10 with 5:07 left only to lose, 79-76.

^ At Baylor, led by six at halftime and led by four with 6:08 left only to lose, 67-64.

^ At Texas A&M, led by nine at halftime and led by five with 9:27 left only to lose, 62-56.

^ At Alabama, led by nine at halftime, lost the lead and trailed by 10 only to lose, 86-83.

^ Vs Texas A&M (SEC), led by 13 at halftime and was outscored 42-23 in the second half to lose, 67-61.

• Arkansas led Illinois by 12 early in the second half, saw the lead slip to five then rallied to go up 17 with 10:45 left. The lead was trimmed back to five again with 2:29 left, but righted the ship to win by 10.

• Arkansas was down 12 with 15 minutes to play versus Kansas and came back to win.

^ Arkansas is 2-1 this year when trailing at the half with wins over San Diego State and Kansas.

Hot-Shooting Hogs • Points in the Paint, Mostly at the Rim via Dunks

• Arkansas ranks in the three hundreds in 3-pointers attempted and made.

• However, Arkansas is having great success shooting the ball inside the arc, mostly in the paint ... specifically at the rim.

^ **Despite its struggles from deep, Arkansas RANKS 2nd THE SEC (41st in NCAA) in field goal percentage (.470).**

^ Arkansas has shot over 50% from the field **11x** this season

• **Arkansas shot 63.8% in the Georgia win.**

^ The best FG% by a Razorback team in an SEC game and the best by any Eric Musselman-coached college team

- **Arkansas shot a then season-best 62.7% twice this season**

MOST POINTS BY RAZORBACKS IN NCAA GAMES

1. Corliss Williamson	303
2. Todd Day	240
3. Scotty Thurman	224
4. Lee Mayberry	184
5. Oliver Miller	159
6. Sidney Moncrief	153
7. Clint McDaniel	151
8. Lenzie Howell	142
9. Davonte Davis	129
10. Dwight Stewart	126

1. Versus San Jose State (37-of-59) ... scoring a season-high 99 points
 2. At Kentucky (32-of-51) which was the program record for best FG% in an SEC game prior to the Georgia game
- **ARKANSAS IS SHOOTING 53.2% INSIDE THE ARC (781-of-1,469)**
 - ^ Arkansas has outscored its opponents in the paint 1,192-1,010 (+182).
 - ^ Even tough Arkansas attacked the rim and was 21-of-26 at the foul line, Kansas out-scored the Hogs, 34-30 in the paint ... However, Arkansas out-scored the Jayhawks 15-2 in second chance points
 - ^ Arkansas has scored 40-plus points in the paint in 14 times including five games with 50-plus points:
 - 58 vs Oklahoma • 54 vs Fordham • 52 vs San Jose State • 52 vs Florida • 50 vs UNCA
 - **Arkansas has 157 dunks in 35 games (4.49 per game)**
 - including 11 vs Louisville; 8 vs UNCA and vs Kentucky; 7 vs Oklahoma, at Kentucky, vs Florida and vs Auburn; and 6 5x.

Above The Rim

- **THIS YEAR: Arkansas has SIX PLAYERS with wing spans over seven feet.**
 - ^ Team wing span average this year is 6-9
- Not only is the 2022-23 edition of Razorback basketball long ... they are athletic too.
- Arkansas teams under Coach Musselman have been described in many positive attributes. However, explosive has not been one of them. Yes, the Razorbacks have seen their share of explosive players, but not a team. That is a change in 2022-23.

DUNKS IN MUSS ERA

Year	Dunks	Gms	Avg.	Leader
2019-20	67	32	2.09	22 by Adrio Bailey
2020-21	95	32	2.97	36 by Justin Smith
2021-22	103	37	2.78	27 by Stanley Umude
2022-23	157	35	4.49	32 by Ricky Council IV

BLOCKED SHOTS IN MUSS ERA

Year	Blks	Gms	Avg.	Leader
2019-20	125	32	3.91	45 by Adrio Bailey
2020-21	158	32	4.94	51 by Connor Vanover
2021-22	153	37	4.14	41 by Jayln Williams
2022-23	180	35	* 5.14	49 by Khi & 45 by Khel

* - 10th in the NCAA

Thanks to A&M; Razorbacks 10th in NCAA for Rejection

- Arkansas ranks **10th in the NCAA and 2nd THE SEC by averaging 5.14 blocked shots per game.** Arkansas was actually leading the SEC in blocked shots but only had three versus Kansas to surrender the lead to Florida (5.18).
- ^ **Arkansas blocked at least five shots 20x this season, including 10x over the last 15 games.**
- **Arkansas has blocked 180 shots this season, #7 on the all-time list. (Next is 182 and the record is 229)**
 - ^ **In SEC games only, Arkansas blocked 96 shots, which ranks third all-time and three shy of the school record.**
- Two of Arkansas' most productive games blocking shots came against Texas A&M.
 - ^ On Jan. 31 – the birthday for Makhi and Makhel Mitchell – Arkansas had 13 blocked shots.
 - Makhel had seven and Makhi three.
 - **The seven blocks by Khel Mitchell were the most by any Musselman-coached, college player.**
 - **The 13 blocked shots by the Razorbacks were the most by any Musselman-coached, college player.**
 - **With that one game with 13 rejections, Arkansas moved from 34th to 18th in the NCAA in blocked shots.**
 - ^ In the SEC Tournament versus Texas A&M, Arkansas had 11 blocked shots.
 - Makhi Mitchell and Anthony Black each had four.
 - **Arkansas set a program record in an SEC Tournament game with 11 blocked shots.**

For Starters ... Take 10 and 11

- For the first time this year, Arkansas started Anthony Black, Nick Smith Jr., Davonte Davis, Ricky Council IV and Kamani Johnson in the win over Auburn in the SEC Tournament. Then, versus Texas A&M in the SEC quarterfinals, Arkansas started Black, Smith, Davis and the Mitchell twins for the first time.
- Arkansas also started Anthony Black, Nick Smith Jr., Davonte Davis, Ricky Council IV and Kamani Johnson in the wins over Illinois and Kansas in the NCAA Tournament.
 - It was the 10th and 11th different starting lineup Arkansas has used this year.
 - Johnson has six starts and Arkansas is 5-1 in such games.
 - Auburn, Illinois and Kansas were just the second, third and fourth games Makhi Mitchell did not start.

Council Doubles Up

- Ricky Council recorded his first double-double and the third for his career in the win over Illinois.
 - ^ Had 16 points (11-of-12 at the free throw line)
 - ^ Pulled down a season-high 10 rebounds, including eight defensive.

Council Cracks 1,000 for Career

- **Ricky Council IV scored his 1,000th point for his career** in the win over Auburn in the SEC Tournament.
 - ^ It was his first points of the game and, appropriately, was a dunk at the 12:43 mark.
 - ^ He has scored 564 points this season and is up to 1,049 for his career.

Black, Council, Davis Earn SEC Honors

- Three Razorbacks were honored by the conference coaches as Anthony Black was voted second team All-SEC and to the SEC All-Freshman team; Ricky Council IV was tabbed second team All-SEC; and Davonte Davis was named to the SEC All-Defensive team.
- **Council was also named second team All-SEC by the Associated Press.**
- This is the second straight year two Razorbacks were named to the coaches all-conference team and the 12th time multiple Razorbacks were honored in the same season. Davis gives Arkansas a member of the SEC All-Defensive team for the second-straight year and the seventh time since 2008.

Black, Council Add All-District Honors

- Anthony Black was voted NABC All-District 20 second team. The NABC All-District team has been around since 2004 and at least one Razorback has been represented in each of the 20 seasons.
- Ricky Council IV earned USBWA All-District VII. A Razorback has been named the USBWA All-District team 55 times since 1960.

Black Named a Kyle Macy National Freshman of the Year Finalist

- Anthony Black was named 1 of 25 finalists for the 2023 Kyle Macy National Freshman of the Year, presented by Colleg Insider.com. The recipient of the 2023 award will be announced in March, in Houston at the men's NCAA Basketball Championship.

2022-23 MISCELLANEOUS STATS

RECORD BREAKDOWN

At Bud Walton Arena	2022-23: 13-3	Muss Era: 60-9
On The Road	2022-23: 2-8	Muss Era: 16-24
Neutral Site	2022-23: 7-2	Muss Era: 19-8
White "Razorback" Uni	2022-23: 2-1 *	Muss Era: 19-1 *
White "94 "Razorback" Uni	2022-23: 3-1 !	Muss Era: 23-7 !
White "Hog" Uni	2022-23: 3-1	Muss Era: 16-4
White "Arkansas" Uni	2022-23: 2-1	Muss Era: 8-1
White "Hog A" Uni	2022-23: 3-1	Muss Era: 3-1
White "Slobbering Hog" Uni	2022-23: 0-1	Muss Era: 0-1
Pink "Arkansas" Uni	2022-23: 1-0	Muss Era: 1-0
Cardinal "Arkansas" Uni	2022-23: 0-1	Muss Era: 10-15
Cardinal "Razorback" Uni	2022-23: 1-0	Muss Era: 2-3
Cardinal Camo "Arkansas" Uni	2022-23: 2-0 ^^	Muss Era: 4-0 ^^
Cardinal "Hog" Uni	2022-23: 2-1	Muss Era: 5-2 +
Cardinal "Arkansas Razorbacks" Uni	2022-23: 1-1	Muss Era: 1-1
Cardinal "Slobbering Hog" Uni	2022-23: 1-1	Muss Era: 1-1
Cardinal "94 "Razorback" Uni	2022-23: 1-2 ~	Muss Era: 1-2 ~
Anthractic Uni	2022-23: 0-1	Muss Era: 1-2

* L at Vandy '23 • ! L at Baylor • ~ home W vs Fla '23
^ home W vs Fordham & Ole Miss '22-23 • + home W vs Tenn '22

GENERAL

When ARK controls tip	2022-23: 14-5	Muss Era: 62-19
When OPP controls tip	2022-23: 8-8	Muss Era: 33-22
When ARK scores first	2022-23: 12-5	Muss Era: 55-16
When OPP scores first	2022-23: 10-8	Muss Era: 40-25

LEADS AND DEFICITS

Leading at the half	2022-23: 16-6	Muss Era: 72-9
Trailing at the half	2022-23: 5-6	Muss Era: 20-28
Tied at the half	2022-23: 0-1	Muss Era: 2-1
Leading at the half	2022-23: 11-0 road: 1-5 neutral 4-1	
Trailing at the half	2022-23: 3-2 road: 0-3 neutral: 2-1	
Tied at the half	2022-23: 0-1 road: 0-0 neutral 0-0	

'22-23 W/ 5:00 left	Leading: 19-3 Trailing: 3-9 Tied: 0-1	
• Muss Era	Leading: 84-6 Trailing: 9-33 Tied: 2-2	
'22-23 W/ 2:00 left	Leading: 20-0 Trailing: 2-11 Tied: 0-2	
• Muss Era	Leading: 85-5 Trailing: 8-32 Tied: 1-4	

GMS decided by 1-to-5 pts	2022-23: 4-5	Muss Era: 19-16
GMS decided by 6-to-10 pts	2022-23: 5-4	Muss Era: 23-13
GMS decided by 11+ pts	2022-23: 13-4	Muss Era: 53-12
Overtime games	2022-23: 1-0	Muss Era: 5-3

OFFENSE

Scoring less than 70 points	2022-23: 5-8	Muss Era: 19-19
Scoring 70-79 points	2022-23: 9-2	Muss Era: 36-16
Scoring 80-89 points	2022-23: 6-3	Muss Era: 25-6
Scoring 90-99 points	2022-23: 2-0	Muss Era: 12-0
Scoring 100+ points	2022-23: 0-0	Muss Era: 3-0
1-2 Hogs in Double Figures	2022-23: 0-5	Muss Era: 4-12
3 Hogs in Double Figures	2022-23: 11-3	Muss Era: 38-19
4 Hogs in Double Figures	2022-23: 9-5	Muss Era: 38-8
5-7 Hogs in Double Figures	2022-23: 2-0	Muss Era: 23-2
8+ Hogs in Double Figures	2022-23: 0-0	Muss Era: 1-0
At least 1 Hog Scores 20+	2022-23: 11-6	Muss Era: 45-19
2+ Hogs Score 20+	2022-23: 4-2	Muss Era: 19-9

FG% (Muss Era)	50%+ 10-1 (27-2)	49-9 40% 10-7 (54-25)	<40% 2-4 (13-13)
3FG% (Muss Era)	40%+ 5-3 (21-6)	39-9 30% 7-3 (31-14)	<30% 10-6 (43-20)

REBOUNDING/TURNOVERS

Out-rebounding opponent	2022-23: 17-3	Muss Era: 57-9
Out-rebounded by opp.	2022-23: 5-8	Muss Era: 33-30
Rebounds are even	2022-23: 0-2	Muss Era: 4-3
Grabbing 10+ off reb	2022-23: 10-9	Muss Era: 50-23
Forcing 15+ turnovers	2022-23: 13-4	Muss Era: 51-20
Committing less than 15 TO	2022-23: 14-8	Muss Era: 69-20

BY MONTH

In November	2022-23: 6-1	Muss Era: 21-1
In December	2022-23: 5-1	Muss Era: 20-5
In January	2022-23: 4-5	Muss Era: 19-14
In February	2022-23: 4-4	Muss Era: 20-11
In March	2022-23: 3-2	Muss Era: 15-8
In April	2022-23: 0-0	Muss Era: 0-0

LED HIS TEAM IN SCORING (INCLUDES TIES)

Player	18-19	19-20	20-21	21-22	22-23	Career
Black				7	7	
Brazile				0	2	2
Council IV			3	10	11	24
Davis			3	1	8	12
Graham		0	0	3	4	7
Johnson	0	5	RS	0	0	5
Kel Mitchell		0	2	11	0	13
Khi Mitchell		0	0	4	0	4
Smith					5	5
Walsh					1	1

LED HIS TEAM IN REBOUNDING (INCLUDES TIES)

Player	18-19	19-20	20-21	21-22	22-23	Career
Black				2	2	
Brazile				7	5	12
Council IV			4	3	2	9
Davis			2	0	5	7
Graham		0	6	8	2	16
Johnson	2	8	RS	2	3	15
Khel Mitchell		0	5	8	4	17
Khi Mitchell		0	2	15	12	29
Walsh					4	4



2023 SEC HONORS

FIRST TEAM ALL-SEC - COACHES

Brandon Miller, Alabama
Colin Castleton, Florida
Oscar Tshiebewe, Kentucky
Tolu Smith, Mississippi State
Kobe Brown, Missouri
Santiago Vescovi, Tennessee
Wade Taylor IV, Texas A&M
Liam Robbins, Vanderbilt

SECOND TEAM ALL-SEC - COACHES

Mark Sears, Alabama
ANTHONY BLACK, ARKANSAS
RICKY COUNCIL IV, ARKANSAS

Johni Broome, Auburn
Wendell Green Jr., Auburn
KJ Williams, LSU
Zakai Zeigler, Tennessee
Tyrece Radford, Texas A&M

SEC ALL-FRESHMAN - COACHES

Jaden Bradley, Alabama
Noah Clowney, Alabama
Brandon Miller, Alabama
ANTHONY BLACK, ARKANSAS
Riley Kugel, Florida
Chris Livingston, Kentucky
Cason Wallace, Kentucky
Gregory "GG" Jackson II, South Carolina
Julian Phillips, Tennessee

SEC ALL-DEFENSIVE - COACHES

Charles Bediako, Alabama
DAVONTE DAVIS, ARKANSAS
Colin Castleton, Florida
Zakai Zeigler, Tennessee
Liam Robbins, Vanderbilt

"OF THE YEAR" HONORS - COACHES

Co-Coach of the Year: Buzz Williams, Texas A&M
Jerry Stackhouse, Vanderbilt
Player of the Year: Brandon Miller, Alabama
Scholar-Athlete of the Year: Kobe Brown, Missouri
Freshman of the Year: Brandon Miller, Alabama
Co-Sixth Man of the Year: Jahvon Quinerly, Alabama
Antonio Reeves, Kentucky

Defensive Player of the Year: Liam Robbins, Vanderbilt

SEC COMMUNITY SERVICE TEAM

Noah Gurley, Alabama
DERRIAN FORD, ARKANSAS
Jaylin Williams, Auburn
Trey Bonham, Florida
Jabri Abdur-Rahim, Georgia
CJ Fredrick, Kentucky
KJ Williams, LSU
Jaemyn Brakefield, Ole Miss
Isaac Stansbury, Mississippi State
Ben Sternberg, Missouri
Hayden Brown, South Carolina
Josiah-Jordan James, Tennessee
Henry Coleman III, Texas A&M
Liam Robbins, Vanderbilt

FIRST TEAM ALL-SEC - AP

Kobe Brown, Missouri
u-Wade Taylor IV, Texas A&M
Brandon Miller, Alabama
Tolu Smith, Mississippi St.
u-Oscar Tshwibe, Kentucky

SECOND TEAM ALL-SEC - AP

Ricky Council IV, Arkansas
Zakai Zeigler, Tennessee
Colin Castleton, Florida
Liam Robbins, Vanderbilt
KJ Williams, LSU

"OF THE YEAR" HONORS - AP

SEC Player of the Year: Brandon Miller, Alabama
SEC Coach of the Year: Buzz Williams, Texas A&M
SEC Newcomer of the Year: Brandon Miller, Alabama

u-Unanimous selection

Black Sets Arkansas Frosh Records; Ranks 4th Among NCAA Frosh in Steals

- Anthony Black had three steals versus Illinois and one versus Kansas to give him 69 this season. He averages 1.97 per game.
 - ^ **Black's 69 steals sets the program record for most by a Razorback freshman in a season.**
 - ^ **Black's 1.97 steals per game ranks 4th-best among NCAA freshman.**
 - ^ **Black ranks 3rd in the SEC and 37th in the NCAA steals/gm (1.97)**
 - ^ **Black ranks 3rd in the SEC and 20th in the NCAA in total steals with 69.**
- With 37:13 minutes played, Anthony Black set the program record for most minutes by a Razorback freshman with 1,216.
 - ^ The previous mark was 1,203 by Patrick Beverley in 2006-07.

Black is THE ONLY Player Among SEC Top 25 in 5 Major Categories

- Anthony Black is THE ONLY player in the SEC to rank among the top 25 in five major categories (Pts • Rebs • Asts • Stl • Blk)..
 - 3rd in STEALS (1.97) • 4th in ASSISTS (4.00) • 21st in POINTS (12.57)**
 - 23rd in REBOUNDS (5.09) • 21st in BLOCKED SHOTS (0.63)**
- Black has at least two steals in a game 23 times, including nine games with three or more.
- Black has at least five assists in a game 14 times, including nine games with six or more.
- Black has scored in double digits 23 times, including four games with 20 or more points.
- Black has at least five rebounds in a game 22 times, including six games with seven or more.
- Black has at least 1 blocked shot in a game 18 times, including four with two or more.
- **FOR GOOD MEASURE, BLACKS LEADS THE SEC IN MINUTES (34:48)**

Smith Sinks Game Winner vs Auburn; Has Led Team in Pts & Asts 3x

- Nick Smith Jr., scored 14 points in the win over Auburn.
 - 12 came in the second half on 5-of-9 shooting (2-of-3 from 3-point).
 - With 20 seconds left, he sank a jumper in the right short corner to give Arkansas a 74-73 lead.
- **In 14 games played, Smith has led the team in both scoring and assists three times including two of the last three games:**
UNC Greensboro (22 pts / 3 asts) • Kentucky (25 pts / 6 asts) • Texas A&M (16 pts / 4 asts).

20-plus Party

- These are the games multiple Razorbacks scored 20-plus in the same game.

vs Oklahoma, W 88-78:	COUNCIL: 26 pts (10-15 FG / 1-2 3PT)	SMITH: 21 pts (8-16 FG / 1-5 3PT)	
vs Georgia, W 97-65:	COUNCIL: 22 pts (9-16 FG / 3-6 3PT)	SMITH: 26 pts (9-14 FG / 5-8 3PT)	
at Alabama, L, 83-86:	COUNCIL: 20 pts (5-9 FG / 10-14 FT)	SMITH: 24 pts (9-23 FG / 2-3 3PT)	DAVIS 21 pts (8-15 FG / 3-4 3PT)
vs Kansas, W, 72-71	COUNCIL: 21 pts (5-18 FG / 10-11 FT)	DAVIS 25 pts (9-15 FG / 6-7 FT)	

Black's Continues to Impress

- During Arkansas' three-game losing streak to end the regular season, Anthony Black saw his share of struggles.
 - ^ **At Alabama:** only played 16:17 in the loss at Alabama (4:26 in the first half) due to foul trouble and fouling out with 4:34 to play ... Despite his limited minutes, **he still tied for the team lead in both steals (3) and assists (2).**
 - ^ **At Tennessee:** Had six turnovers but **tied for the team lead with 13 points** (6-of-9 FG) with 5 rebounds and two steals.
 - ^ **Vs Kentucky:** Scored 10 points but was just 3-10 FG and 7-12 FT ... However, he did **tie his career high with 8 rebounds.**
- **Despite those three setbacks, over the last 19 games, Black is averaging 13.1 pts • 5.1 rebs • 4.3 assists • 2.3 steals**
 - ^ **Scored double-digits 14x • Had 5+ rebounds 12x • Had 5+ assists 8x • Had 2+ steals 14x**
- Highlights over the 19-games include:
 - At Vandy (loss): **18 pts • 6 rebs**
 - At Mizzou (loss): **15 pts • 8 REBS • 7 ASTS • 2 steals**
 - Ole Miss (win): **17 pts • 8 ASTS • 5 STEALS**
 - LSU (win): **14 pts • 7 rebs • 3 steals**
 - Texas A&M (win): **11 pts (7-of-9 FT) • 5 rebs • 7 ASTS • 2 steals**
 - at S. Caro. (win): **13 pts • 6 rebs** - played 40 minutes, scored 5 of teams' final 7 pts in the 2-point win with 3 def rebs
 - at Ky (win): **19 pts • 6 Asts • 5 STEALS** - On UK's 1st possessions of the 2nd half, Black had back-to-back steals & dunks.
 - vs Miss St (loss): **23 pts • 5 Asts • 3 steals**
 - at TX A&M (loss): **8 ASSISTS**
 - vs Georgia (win): **8 ASSISTS** (with ZERO TO in 30:39 minutes played)
 - vs Auburn (win): led Arkansas with **19 pts** and added • **6 Rebs • 6 Asts**
 - vs TXAM (loss): **CAREER-HIGH 4 BLOCKED SHOTS**
 - vs Illinois (win): **12 pts** and added • **6 Rebs • 3 steals**

Fourth's Freebies; Enters Record Book

- Ricky Council IV ranks 2nd in the SEC (19th NCAA) in free throws made (165) and 2nd in the SEC (25th in the NCAA) free throw attempts (209). Many of those makes have come in his last 12 games.
 - ^ 8-10 at UK • 11-13 vs Miss State • 10-14 at Bama • 10-vs UK • 11-12 vs Illinois • 10-11 vs Kansas
 - ^ Other big games include going 7-of-11 vs San Diego State and 11-of-13 in the win over Mizzou
- **In the Arkansas record book:**
 - Council's 165 free throws made overall rank 8th of the school's single-season top 10
 - IN SEC GAMES ONLY, Council's 87 free throws made AND 115 free throw attempts rank 5th for both categories

Devo Had An All-SEC-type Season; Did Earn SEC All-Defensive Team Honors

- Davonte Davis has scored at a career-clip since SEC play began. He has continued to show he is one of the nation's best defensive players ... and doing so while playing nearly 40 minutes each game.
- In the win over Auburn in the SEC Tourney, he only scored seven points and had just one steal while **tying his career high with 10 rebounds.** However, that one steal came with 12 seconds left with Arkansas up one. He would be fouled and he made both free throws to put the Hogs up three. Then, on Auburn's final play, guarded Wendell Green's final shot, which missed to seal the Razorback win.
- In the Illinois win, Davis had 16 points with six rebounds and four steals. Then, versus Kansas, he put Arkansas on his back to score 25 points - 21 in the second-half come-from-behind win - with eight rebounds.
- **OTHER OFFENSIVE HIGHLIGHTS SINCE SEC PLAY BEGAN:** **Double-Digits 16x • 3+ assists 11x**
 - Just missed his third career double-double (and third of the season) with 18 points and 9 rebounds at Mizzou
 - ^ team-best 18 points and tied for the team lead with nine rebounds
 - Made three 3-pointers in both the Mizzou and Ole Miss games (just his 2nd and 3rd time to make at least three 3's)

ARKANSAS RECORD WATCH

• RICKY COUNCIL IV

420 FG Attempts	40 shy of #10 (460)
165 FT Made	#8 (185 is next)
209 FT Attempts	12 shy of #10 (221)
87 FT Made in SEC Gms	#5
115 FT Attempts in SEC Gms	#5

• ANTHONY BLACK

69 steals sets ARK record for most by a FR	
1,216 minutes sets ARK record for most by a FR	
38 Steals in SEC Gms	T-3

• TEAM

180 Blocks	#7 (Next is 182)
270 FG Made in SEC Gms	#9
.459 FG% in SEC Gms	#7
265 FT Made in SEC Gms	#10
396 FT Attempts in SEC Gms	#7
645 Rebounds in SEC Gms	#2
35.8 Reb Average in SEC Gms	T-9
96 Blocks in SEC Gms	#3

- Led Arkansas with 16 points vs LSU (7-of-8 FG and 2-of-2 3 PT) with seven rebounds.
- Added 16 points with a pair of 3-pointers and four assists at Baylor.
- Scored a **season-high 19 points** vs Texas A&M while **tying his career-high with 4 3-pointers made** (4-of-8).
- Backed that up at South Carolina by scoring 15 and once again **tied his career-high with 4 3-pointers made** (4-of-10).
- Had 15 points at Kentucky but added a **season-high and SEC career-high seven assists**.
- Team high 14 points at Texas A&M and once again **tied his career-high with 4 3-pointers made** (4-of-10).
- After just 4 combined points in blowout wins over Florida and Georgia, **scored 21 at Alabama, making 3-of-4 3PT**
- For the first time in his career, he **led the team in points (13), rebounds (6), assists (2) and steals (3)** at Tennessee
- Led the team with four steals and scored 16 points with six rebounds.

• DEFENSIVE HIGHLIGHTS SINCE SEC PLAY BEGAN: 2+ steals 11x

- Held Mizzou 2nd-leading scorer D'Moi Hodge to: 6 pts (2-4 FG • 0-2 3PT • 2-4 FT)
7 pts (1-7 FG • 0-5 3PT • 5-6 FT)
3 pts (1-5 FG • 0-1 3PT • 1-2 FT)
- Held Ole Miss leading scorer Matthew Murrell to: 9 pts (3-12 FG • 1-6 3PT • 2-3 FT)
- Held LSU 2nd-leading scorer Adam Miller to: 5 pts (1-11 FG • 0-3 3PT • 3-4 FT)
- Held Baylor's 2nd-leading scorer Adam Flagler to: 9 pts (3-of-8 FG • 2-3 3PT • 1-2 FT)
- Held SC's leading scorer GG Jackson to: 4 pts (2-of-9 FG • 0-of-3 3PT • 0-0 FT)
- Held UGA's leading scorer Terry Roberts to: 1-of-6 from 3PT in the 2nd meeting
- 1st gm vs Bama's Brandon Miller, held him to: 0 FGA and FTA in the 1st half
- Held Georgia's Terry Roberts to: 4 pts (2-9 FG • 0-3 3PT • 0-0 FT)
- Held Wendell Green Jr. to: 11 pts (2-8 FG • 2-5 3PT • 5-5 FT)

Q: Is he a 3-Point Shooter? A: He is Devo

- Devo Davis has been one of the SEC top 3-point shooters over the last 19 games.
- Consider: **His first 81 career games** 29-of-126 (.230) 3PT 8.3 ppg (670 pts)
His last 20 games 39-of-94 (.415) 3PT 13.4 ppg (268 pts)

Just a Minute ... or 20 ... or 40

• ARKANSAS HAS THE 3 TOP 6 PLAYERS AMONG THE SEC IN MINUTES PLAYED.

- ^ Anthony Black 1st - 34:48
- ^ Ricky Council IV 3rd - 34:09
- ^ Devo Davis 6th - 33:14

• TIMES A RAZORBACK PLAYED ALL 40 MINUTES IN REGULATION

- ^ Ricky Council IV 6 Creighton; Oklahoma; at LSU; at Vandy; at South Carolina; vs Kansas
- ^ Anthony Black 3 Troy; at LSU; at South Carolina
- ^ Davonte Davis 2 LSU; at South Carolina
- ^ Jordan Walsh 1 Ole Miss

ARKANSAS IN 2022-23 RANKINGS

Thru March 19, 2023



TEAM IN THE NCAA/SEC	NCAA	SEC	NO.
Assist/Turnover Ratio (352 ranked)	202	11	1.02
Assists Per Game (352 ranked)	180	8	13
Bench Points per game (352 ranked)	138	9	19.97
Blocks Per Game (352 ranked)	10	2	5.1
Effective FG pct (352 ranked)	157	3	0.514
Fastbreak Points (352 ranked)	66	3	11.63
Field Goal Percentage (352 ranked)	41	2	47
Field Goal Percentage Defense (352 ranked)	73	7	42
Fouls Per Game (352 ranked)	328	14	19.3
Free Throw Attempts Per Game (352 ranked)	21	4	22.4
Free Throw Percentage (352 ranked)	255	10	69.6
Free Throws Made Per Game (352 ranked)	32	4	15.6
Rebound Margin (352 ranked)	98	6	2.7
Rebounds (Defensive) Per Game (352 ranked)	145	5	25.26
Rebounds (Offensive) Per Game (352 ranked)	168	12	10.2
Rebounds Per Game (352 ranked)	140	10	35.46
Scoring Defense (352 ranked)	96	4	67.4
Scoring Margin (352 ranked)	61	3	6.9
Scoring Offense (352 ranked)	112	4	74.3
Steals Per Game (352 ranked)	28	3	8.4
Three Point Attempts Per Game (352 ranked)	340	14	15.9
Three Point Percentage (352 ranked)	316	12	31.3
Three Point Percentage Defense (352 ranked)	28	4	30.6
Three Pointers Per Game (352 ranked)	342	14	5
Turnover Margin (352 ranked)	76	4	1.5
Turnovers Forced Per Game (352 ranked)	62	3	14.34
Turnovers Per Game (352 ranked)	219	11	12.8
Winning Percentage (351 ranked)	93	6	62.9

RAZORBACKS IN THE NCAA/SEC	PLAYER	NCAA	SEC	NO.
Assist/Turnover Ratio (350 ranked)	Anthony Black	306	13	1.31
Assists (337 ranked)	Anthony Black	97	2	140
Assists Per Game (343 ranked)	Anthony Black	136	4	4
Blocks (330 ranked)	Makhi Mitchell	60	5	49
	Makhel Mitchell	77	6	45
Blocks Per Game (350 ranked)	Makhel Mitchell	56	4	1.55
	Makhi Mitchell	76	5	1.4
Double Doubles (419 ranked)	Makhi Mitchell	419	17	2
	Davonte Davis	419	17	2
	Trevon Brazile	419	17	2
Field Goal Attempts (350 ranked)	Ricky Council IV	126	4	420
Field Goal Percentage (345 ranked)	Ricky Council IV	234	9	43.6
Field Goals (349 ranked)	Ricky Council IV	161	7	183
Free Throw Attempts (342 ranked)	Ricky Council IV	25	2	209
	Anthony Black	62	7	179
Free Throw Percentage (347 ranked)	Ricky Council IV	221	10	78.9
Free Throws (345 ranked)	Ricky Council IV	19	2	165
	Anthony Black	107	8	125
Minutes Per Game (347 ranked)	Anthony Black	91	1	34:48
	Ricky Council IV	149	3	34:09
	Davonte Davis	244	6	33:14
Points (349 ranked)	Ricky Council IV	92	4	564
Points Per Game (347 ranked)	Ricky Council IV	162	5	16.1
Rebounds (344 ranked)	Makhi Mitchell	315	16	192
Rebounds (Defensive) Per Game (350 ranked)	--			
Rebounds (Offensive) Per Game (349 ranked)	--			
Rebounds Per Game (350 ranked)	--			
Steals (331 ranked)	Anthony Black	20	3	69
	Davonte Davis	182	16	48
	Ricky Council IV	331	20	40
Steals Per Game (347 ranked)	Anthony Black	37	3	1.97
	Davonte Davis	233	16	1.41
Three Point Attempts (343 ranked)	--			
Three Point Percentage (98 ranked)	--			
Three Pointers Per Game (345 ranked)	--			
Total 3-point FGM (334 ranked)	--			
Triple Doubles (2 ranked)	--			

ACADEMIC SUCCESS

KAMANI JOHNSON

• Spring 2023 Graduate • Communications



CADE ARBOGAST

• SEC Winter Academic Honor Roll Eligible (2022-23)

LAWSON BLAKE

• SEC Winter Academic Honor Roll Eligible (2022-23)
• SEC First Year Academic Honor Roll (2021-22)
• Univ. of Arkansas Chancellor's List (4.0 GPA) - Fall 2022
• Athletics' Champions Honor Roll (4.0 GPA) - Fall 2022

DAVONTE DAVIS

• SEC Winter Academic Honor Roll Eligible (2022-23)
• SEC Winter Academic Honor Roll (2021-22)
• SEC First Year Academic Honor Roll (2020-21)
• Athletics' Departmental Honor Roll (3.0-3.49 GPA) - Fall 2022
• Athletics' Departmental Honor Roll (3.0-3.49 GPA) - Fall 2021
• Athletics' Departmental Honor Roll (3.0-3.49 GPA) - Spring 2021
• Athletics' Departmental Honor Roll (3.0-3.49 GPA) - Fall 2020

DERRIAN FORD

• Univ. of Arkansas Dean's List (3.5-3.99 GPA) - Fall 2022
• Athletics' AD Honor Roll (3.5-3.99 GPA) - Fall 2022

JOSEPH PINION

• Athletics' Departmental Honor Roll (3.0-3.49 GPA) - Fall 2022

• TIMES A RAZORBACK PLAYED ALL 20 MINUTES IN A HALF

^ Ricky Council IV	23	Fordham (1st) • vs Louisville (1st) • vs Creighton (1st & 2nd) • vs San Diego St. (2nd, plus 5 in OT) • Troy (2nd) UNCG (2nd) • Oklahoma (1st & 2nd) • UNCA (1st) • LSU (1st & 2nd) • Bama (2nd) • at Vandy (1st & 2nd) LSU (2nd) • at Baylor (2nd) • Texas A&M (2nd) • at S. Caro (1st & 2nd) • at UK (2nd) • vs Illinois (1st) vs Kansas (1st & 2nd)
^ Anthony Black	19	vs Creighton (2nd) • vs San Diego St. (2nd, plus 5 in OT) • Troy (1st & 2nd) • UNCG (2nd) • at LSU (1st & 2nd) Mizzou (2nd) • at Auburn (2nd) • at Mizzou (2nd) • LSU (2nd) • Texas A&M (2nd) • at S. Caro (1st & 2nd) Miss State (2nd) • at Texas A&M (2nd) • vs Florida (1st) • vs Kentucky (2nd) • vs Auburn (2nd)
^ Devo Davis	15	ND State (2nd) • UNCA (1st) • at LSU (2nd) • Mizzou (2nd) • Bama (2nd) • at Vandy (2nd) • LSU (1st & 2nd) A&M (2nd) • at S. Caro (1st & 2nd) • at UK (2nd) • at A&M (2nd) • at Bama (2nd) • at Tenn (2nd) vs Auburn (2nd) • vs Illinois (1st)
^ Jordan Walsh	4	vs Creighton (2nd) • vs San Diego St. (2nd, plus 5 in OT) • Ole Miss (1st & 2nd)
^ Nick Smith Jr.	3	UNCG (1st) • at Bama (2nd) • vs Kentucky (2nd)
^ Trevon Brazile	1	vs San Diego St. (2nd, plus 5 in OT)

Slick Rick

- Ricky Council IV has scored in double figures in 30 of 35 games this season and he ranks...
 - ^ **2nd IN THE SEC** in free throws made (165) 19th in the NCAA
 - ^ **2nd IN THE SEC** in free throws atts (209) 25th in the NCAA
 - ^ **3rd IN THE SEC** in minutes played (34:09) **Played all 40 of regulation 6x; all 20 in a half 23x**
 - ^ **5th IN THE SEC** in scoring (16.1 ppg)
 - ^ **7th IN THE SEC** in field goals made (183)
 - ^ **9th in the SEC** in FG% (.436)
 - ^ **10th in the SEC** in FT% (.789) **Made 21-of-last-23; Season-long streak of 16 earlier this year**
- **For the first time his career, has seen action as the point guard**
- ^ **Third on the team with 79 assists ... HIS BEST SEASON TOTAL** (had 45 last season and 20 as a freshman)
- **TWICE THIS SEASON HE SET CAREER HIGHS IN ASSISTS**
 - ^ Had a **career-high seven assists** in the Fordham win. **Amazingly, his first six assists went to six different players**
 - ^ Tied his **career-high seven assists** in the LSU win. Five in the first half and two on alley-oops in the second half

Council's Career Year

- Ricky Council IV had a successful season last year at Wichita State. However, he is shattering his numbers from last season while posting career-best numbers for the year.
- | | | | | | | |
|-------------------------|--------------------|-------------------|--------|--------|------------|---------|
| - Last Year (28 games): | 336 pts (12.0 ppg) | 110 FG / 43.7% FG | 26 3PT | 100 FT | 45 assists | 32 stls |
| - This Year (35 games): | 564 pts (16.1 ppg) | 183 FG / 43.6%FG | 33 3PT | 165 FT | 79 assists | 40 stls |

Lucky 13

- **#13** Jordan Walsh scored 12 points and led Arkansas with a **+13** in 13 minutes played at Mizzou ... He backed that with a 13-point performance in the win over Ole Miss and he had **13** at Kentucky
- | | |
|-------------------------|--|
| AT MIZZOU | Only played 13 minutes due to foul trouble, fouling out with 6:48 left and the Razorbacks up 10
He did not miss a shot in scoring 12 points (4-4 FG • 2-2 3PT • 2-2 FT) |
| VS OLE MISS | Played all 40 minutes for the first time this season (was the only Razorback to play all 40 vs Ole Miss)
Scored 13 points on 5-of-9 shooting (2-of-4 from 3-point) ... Grabbed seven rebounds |
| VS TEXAS A&M | Scored 12 points off the bench as Arkansas out-scored A&M's bench 17-0. ... Added seven rebounds |
| AT S CARO | Played 32:52 off the bench ... tied his career-high with 10 rebounds (career-best six offensive boards). |
| AT KENTUCKY | Scored 13 points and did not miss a shot (4-4 FG • 1-1 3PT • 4-4 FT) |
| VS GEORGIA | Scored 9 points (all in the second half) and led the team with seven rebounds (six in the second half) |
| AT ALABAMA | Had seven rebounds and an SEC-high three steals |
| VS AUBURN | Scored 11 points (4-5 FG; 3-4 FT) |
| VS ILLINOIS | Was an amazing +22 in the 10-point win with six points, four rebounds and three steals |
| VS KANSAS | Was +10 in the 1-point win with 10 points, including a dagger 3-pointer to cap an 11-0 run, and two steals |
- | | | | | |
|----------------------|--------------------------|--------------------------|--------------------------|-------------------------|
| • FIRST 5 SEC GAMES | 27 pts (5.4 avg) | 12-41 FG (25%) | 1-17 3PT (5%) | 30 reb (6.0 avg) |
| LAST 18 GAMES | 135 pts (7.5 avg) | 48-107 FG (44.9%) | 11-30 3PT (36.7%) | 77 reb (4.3 avg) |

Khi Five

- Makhii Mitchell had a slow start to the season. Specifically, he only scored a combined four points in 19 minutes versus Creighton and San Diego State in Maui. However, he **HAS 46 BLOCKED SHOTS IN THE LAST 25 GAMES**
- BIG GAMES:**
- Versus Troy: Arkansas trailed by two (33-31) at halftime thanks Khi Mitchell's 10 points (5-of-6 FG) and nine rebounds. ... In the second half, he scored four points and blocked three shots.
 - Versus UNCG, Mitchell recorded his **first double-double as a Razorback** with 13 points and **14 rebounds** (seven each half) ... **added four blocked shots and two steals.**
 - Versus Oklahoma, Mitchell scored 10 points with a game-high six rebounds with two blocked shots and a steal ... **added a season-best four assists.**
 - At LSU, scored eight points with 12 rebounds ... Added three blocked shots.
 - At Vanderbilt, had 11 points and 8 rebounds ... **Hit his first 3-pointer of the season (and first attempt)**
 - Had a **double-double** (10 and 10) **in the win over Florida** but **was an eye-popping +27 in just 20 minutes played.**
 - **In the loss to Texas A&M** in the SEC Tournament, Khi played well.
 - ^ was **6-of-6 from the field** with five dunks and 3-of-4 from the line to score 15 points
 - ^ tied for the team lead with **six rebounds**
 - ^ tied a season high and **led the team with three steals**
 - ^ tied a season high and tied for the team **led with four blocked shots**
 - In the Illinois win, came off the bench for just the third time and was the first sub for the second time.
 - ^ Had nine points (4-of-5 FG; 1-of-2 FT) with seven rebounds and two blocked shots.

Khi's Performances Kinda Under the Radar in the Postseason

- Makhii Mitchell's play in the postseason has gone a little under the radar.
- **In the postseason (SEC/NCAA), Mitchell is 18-of-22 (81.8 FG%) • Avg: 5.3 rebs, 1.75 Blks, 1.76 Stls**

RAZORBACK IN-SEASON HONORS

ANTHONY BLACK

- CBS Sports/USBWA National Freshman of the Week (11/22)
- Maui Invitational All-Tournament Team
- SEC co-Freshman of the Week (11/28)
- All-SEC Coaches (2nd team)
- SEC All-Freshman Team
- Kyle Macy National Freshman of the Year Finalist
- NABC All-District 20 (2nd team)

RICKY COUNCIL IV

- SEC Player of the Week (12/5)
- USBWA Midseason Oscar Robertson Player of the Year List
- All-SEC Coaches (2nd team)
- All-SEC AP (2nd team)
- USBWA All-District VII

DAVONTE DAVIS

- SEC All-Defensive Team

DERRIAN FORD

- SEC Community Service Team

NICK SMITH JR.

- CBS Sports/USBWA National Freshman of the Week (12/13)
- Dick Vitale Star of the Week - Diaper Dandy (12/12)
- SEC co-Freshman of the Week (12/12)
- SEC Freshman of the Week (2/27)

ARKANSAS SIGNS TWO 5-STARs

Layden Blocker

6-2, 180, G • Little Rock, Ark. // Sunrise (Kansas) Christian Academy

Publication	Rating	National Rank	Position Rank	State Rank
247Sports Composite	5-Star	#25	#4 PG	#2 - Kansas
ESPN	4-Star	#22	#6 PG	#1 - Arkansas
On3 Consensus	4-Star	#28	#5 PG	#2 - Kansas
247Sports	4-Star	#29	#6 PG	#3 - Kansas
Rivals	4-Star	#29	#9 PG	-
On3	4-Star	#46	#6 PG	#3 - Kansas

- Named to the 2023 Jersey Mike's Naismith HS Player of the Year Watch List
- Projected by NBADraft.net to be the 20th pick in the 2024 NBA Draft
- Participated in the National Basketball Players Association Top 100 camp and was named to its 10-man All-Star team
- Participated in the USA Basketball junior National Team minicamp

Baye Fall

6-10, 210, F/C • Dakar, Senegal // Accelerated Schools (Denver, Colo.)

Publication	Rating	National Rank	Position Rank	State Rank
Rivals	5 Star	#11	2 C	--
On3 Consensus	5 Star	#12	3 C	1 Colorado
On3	5 Star	#14	3 C	1 Colorado
247SportsComposite	5 Star	#14	3 C	1 Colorado
247Sports	5 Star	#16	3 C	1 Colorado
ESPN	5 Star	#20	3 C	1 Colorado

- 2023 McDonald's All-American
- Named to the 2023 Jersey Mike's Naismith HS Player of the Year Watch List
- Projected by NBADraft.net as the #4 overall pick in the 2024 NBA Draft and NBADraftRoom.com has him at the 17th pick
- Was a standout at the prestigious National Basketball Players Association top 100 camp in the summer of 2022 when he led the event in scoring with 14.9 points per game in seven games ... Had a camp-leading 9.4 rebounds per game and averaged an event-leading 4.9 offensive rebounds per game ... Joined fellow Arkansas signee Layden Blocker on the 10-man All-Star squad for the event.
- Was co-MVP performance at the 2021 Pangos All-American Camp.



LAYDEN BLOCKER



BAYE FALL

Graham is Consistent, But Needs to Be Consistent

- Four times this season – UNC Asheville, Alabama, South Carolina and Florida, Jalen Graham has led the Razorbacks in scoring. (In three years at Arizona State, he only led his team in scoring three times).
- In each of the 4 games he led the team, he only missed 2 shots (inside the 3PT line).
 - Graham scored a career-high 26 versus Florida (12-of-14 2-pt FG; 0-1 3-pt FG)
 - In the other three games (UNCA, at Bama & at USC), had 16 points each game & made 8-of-10 field goals each game.

4 GMS LED ARK IN PTS 21.8 min 74 pts (18.5 avg) 36-45 FG (80.0%) 17 rebs (4.3 avg.)
OTHER 28 GAMES 7.8 min 78 pts (2.7 avg) 34-63 FG (53.9%) 49 rebs (1.8 avg)

Makhel Can Make An Impact

- Makhel Mitchell got his first starts in the Alabama and Vanderbilt games. Versus Ole Miss, he came off the bench, but injured his foot, playing just 21 minutes. After missing the LSU game, he returned to the lineup at Baylor and has started the next five games (Texas A&M, South Carolina, Kentucky, Miss State and at Texas A&M).
 - Had then season highs with seven rebounds and three blocked shots at Baylor
 - Bettered his season highs with 13 rebounds and seven blocked shots versus Texas A&M
 - Scored a season-high 15 points and blocked five shots at Kentucky
 - Blocked four shots at Texas A&M
 - Led Arkansas with eight rebounds in 17:56 played at Alabama
- Ranks 4th in the SEC (56th NCAA) in blocked shots (1.55 avg.)

RAZORBACKS IN THE NCAA TOURNAMENT

ANTHONY BLACK

	G/GS	PTS	REB	MIN	FG	3PT	FT	AST	TO	STL	BLK
Illinois '23	**	12	6	34	4-12	0-1	4-6	1	2	3	1
Kansas '23	**	4	4	37	1-6	0-2	2-2	2	1	1	1
TOTALS	2/2	16	10	71	5-18	0-3	6-8	3	3	4	2
AVERAGES		8.0	5.0	35.5	.278	.000	.750	1.5	1.5	2.0	1.0

RICKY COUNCIL IV

	G/GS	PTS	REB	MIN	FG	3PT	FT	AST	TO	STL	BLK
Drake '21 (at WSU)	*/-	0	2	8	0-2	0-0	0-0	1	2	0	0
Illinois '23	**	18	10	39	3-9	1-3	11-12	0	2	1	1
Kansas '23	**	21	6	40	5-18	1-6	10-11	4	1	0	1
TOTALS	3/2	39	18	87	8-29	2-9	21-23	5	5	1	2
AVERAGES		13.0	6.0	29.3	.276	.333	.913	1.7	1.7	0.2	0.4

NICK SMITH Jr.

	G/GS	PTS	REB	MIN	FG	3PT	FT	AST	TO	STL	BLK
Illinois '23	**	6	0	28	2-10	0-2	2-3	0	2	1	0
Kansas '23	**	0	1	17	0-4	0-2	0-0	1	0	0	0
TOTALS	2/2	6	1	45	2-14	0-4	2-3	1	2	1	0
AVERAGES		3.0	0.5	22.5	.143	.000	.667	0.5	1.0	0.5	--

DAVONTE DAVIS

	G/GS	PTS	REB	MIN	FG	3PT	FT	AST	TO	STL	BLK
Colgate '21	**	12	6	32	6-11	0-0	0-0	3	4	2	2
Texas Tech '21	**	15	6	37	7-15	0-1	1-2	1	1	0	0
Oral Roberts '21	**	16	8	35	7-13	0-0	2-2	2	2	0	0
Baylor '21	**	14	6	32	6-13	0-2	2-2	2	2	1	0
Vermont '22	*/-	14	3	36	6-10	1-2	1-1	3	1	2	0
New Mexico St '22	*/-	2	3	35	0-6	0-1	1-1	1	1	1	0
Gonzaga '22	*/-	6	3	25	2-7	0-2	2-2	2	1	1	0
Duke	*/-	9	3	28	4-7	1-2	0-0	1	1	0	0
Illinois '23	**	16	6	30	7-14	2-4	0-0	1	4	4	0
Kansas '23	**	25	8	30	9-15	1-4	6-7	1	1	0	0
TOTALS	10/6	129	50	320	54-111	5-18	15-17	15	19	15	2
AVERAGES		12.9	5.0	32.0	.486	.278	.882	1.5	1.9	1.5	0.2

JALEN GRAHAM

	G/GS	PTS	REB	MIN	FG	3PT	FT	AST	TO	STL	BLK
Illinois '23	*/-	0	1	2	0-0	0-0	0-0	0	0	0	0
Kansas '23	*/-	2	0	4	1-2	0-0	0-0	0	0	0	0
TOTALS	2/-	2	1	6	1-2	0-0	0-0	0	0	0	0

JORDAN WALSH

	G/GS	PTS	REB	MIN	FG	3PT	FT	AST	TO	STL	BLK
Illinois '23	*/-	6	4	27	2-8	0-1	2-3	1	1	3	0
Kansas '23	*/-	10	3	34	3-6	1-1	3-4	0	2	2	0
TOTALS	2/-	16	7	61	5-14	1-2	5-7	1	3	5	0
AVERAGES		6.0	3.5	30.5	.357	.500	.714	0.5	1.5	2.5	--

MAKHI MITCHELL

	G/GS	PTS	REB	MIN	FG	3PT	FT	AST	TO	STL	BLK
Illinois '23	*/-	9	7	24	4-5	0-0	1-2	1	0	0	2
Kansas '23	*/-	6	2	20	3-4	0-0	0-1	0	2	2	1
TOTALS	2/-	15	9	44	7-9	0-0	1-3	1	2	2	3
AVERAGES		7.5	4.5	22.0	.778	--	.333	0.5	1.0	1.0	1.5

KAMANI JOHNSON

	G/GS	PTS	REB	MIN	FG	3PT	FT	AST	TO	STL	BLK
Vermont '22	DNP										
New Mexico St '22	DNP										
Gonzaga '22	*/-	0	0	3	0-1	0-0	0-0	0	0	0	0
Duke	*/-	0	0	2	0-0	0-0	0-0	0	0	0	0
Illinois '23	**	5	5	13	2-5	0-0	1-1	0	0	0	0
Kansas '23	**	4	10	18	2-3	0-0	0-1	0	2	0	0
TOTALS	4/2	9	15	36	4-9	0-0	1-2	0	2	0	0
AVERAGES		2.3	3.8	9.0	.444	--	.500	--	0.5	--	--

MAKHEL MITCHELL

	G/GS	PTS	REB	MIN	FG	3PT	FT	AST	TO	STL	BLK
Illinois '23	*/-	1	0	3	0-0	0-0	1-2	0	0	0	0
Kansas '23	*/-	0	0	1	0-0	0-0	0-0	0	0	0	0
TOTALS	2/-	1	0	4	0-0	0-0	1-2	0	0	0	0

TEAM IN NCAA UNDER MUSS

Colgate '21, W OPP	85 pts 68 pts	36 reb 42 reb	29-64 FG 23-58 FG	5-16 3PT 12-27 3PT	22-29 FT 10-17 FT	11 AST 17 AST	10 TO 22 TO	13 STL 5 STL	4 BLK 2 BLK
TX Tech '21, W OPP	68 pts 64 pts	36 reb 31 reb	26-62 FG 22-52 FG	4-17 3PT 6-18 3 PT	12-17 FT 14-21 FT	10 AST 11 AST	9 TO 21 TO	0 STL 5 STL	1 BLK 3 BLK
Oral Roberts '21, W OPP	72 pts 70 pts	46 reb 35 reb	29-77 FG 26-61 FG	1-9 3PT 8-31 3PT	13-15 FT 10-13 FT	13 AST 16 AST	10 TO 13 TO	7 STL 3 STL	3 BLK 4 BLK
vs Baylor '21, L OPP	72 pts 81 pts	34 reb 29 reb	26-54 FG 30-62 FG	3-11 3PT 8-15 3PT	17-23 FT 13-17 FT	13 AST 17 AST	15 TO 9 TO	5 STL 9 STL	5 BLK 5 BLK
Vermont '22, W OPP	75 pts 71 pts	39 reb 32 reb	24-56 FG 26-58 FG	7-21 3PT 9-24 3PT	20-25 FT 10-17 FT	12 AST 13 AST	5 TO 6 TO	2 STL 1 STL	3 BLK 1 BLK
NM State '22, W OPP	53 pts 48 pts	34 reb 41 reb	14-51 FG 18-53 FG	3-16 3PT 6-26 3 PT	22-25 FT 6-10 FT	10 AST 8 AST	12 TO 19 TO	12 STL 4 STL	1 BLK 4 BLK
Gonzaga '22, W OPP	74 pts 68 pts	42 reb 45 reb	29-72 FG 24-64 FG	7-25 3PT 5-21 3PT	9-14 FT 15-20 FT	13 AST 9 AST	8 TO 15 TO	6 STL 5 STL	6 BLK 3 BLK
Duke '22, L OPP	69 pts 78 pts	25 reb 34 reb	26-62 FG 29-53 FG	6-20 3PT 4-10 3PT	11-11 FT 16-18 FT	12 AST 8 AST	11 TO 15 TO	6 STL 7 STL	5 BLK 3 BLK
Illinois '23, W OPP	73 pts 63 pts	43 reb 34 reb	24-63 FG 20-52 FG	3-11 3PT 6-22 3PT	22-29 FT 17-26 FT	4 AST 10 AST	11 TO 17 TO	12 STL 10 STL	4 BLK 5 BLK
Kansas '23, W OPP	72 pts 71 pts	36 reb 29 reb	24-58 FG 24-50 FG	3-15 3PT 5-13 3PT	22-26 FT 18-25 FT	8 AST 9 AST	11 TO 12 TO	5 STL 5 STL	3 BLK 4 BLK

NCAA Tournament Results (50-34, .595)

35 NCAA Tournament Bids [34 appearances*]

* - The 1944 team earned an NCAA bid but was unable to participate due to an automobile accident prior to the tournament
next to team indicates NCAA tournament seed - (# in parenthesis indicate team's AP ranking)

2023 WEST REGIONAL	#8 seed
1st RD: #9 Illinois	W 73 63
2nd RD: #1 (#4) Kansas	W 72 71
Sweet 16: #X (#X) XXX	

2022 WEST REGIONAL	#4 seed (#17)
1st RD: #13 Vermont	W 75 71
2nd RD: #12 New Mexico State	W 53 48
Sweet 16: #1 (#1) Gonzaga	W 74 68
ELITE 8: #2 (#9) Duke	L 69 78

2021 SOUTH REGIONAL	#3 seed (#10)
1st RD: #14 Colgate	W 85 68
2nd RD: #4 seed (#21) Texas Tech	W 68 66
Sweet 16: #15 Oral Roberts	W 72 70
ELITE 8: #1 (#3) Baylor	L 72 81

2018 EAST REGIONAL	#7 seed
1st RD: #10 Butler	L 62 79

2017 SOUTH REGIONAL	#8 seed
1st RD: #9 Seton Hall	W 77 71
2nd RD: #1 (#6) North Carolina	L 65 72

2015 WEST REGIONAL	#5 seed (#21)
*1st RD: #12 Wofford	W 56 53
*2nd RD: #4 (#15) North Carolina	L 78 87
* First Four was considered 1st Rd game in 2015, followed by Rds 2 & 3	

2008 EAST REGIONAL	#9 seed
1st RD: #8 (#24 coaches) Indiana	W 86 72
2nd RD: #1 (#1) North Carolina	L 77 108

2007 EAST REGIONAL	#12 seed
1st RD: #5 Southern California	L 60 77

2006 OAKLAND REGIONAL	#8 seed
1st RD: #9 Bucknell	L 55 59

2001 WEST REGIONAL	#7 seed
1st RD: #10 (#21) Georgetown	L 61 63

2000 SOUTH REGIONAL	#11 seed
1st RD: #6 (#23) Miami (Fla.)	L 71 75

1999 WEST REGIONAL	#4 seed (#17)
1st RD: #13 Siena	W 94 80
2nd RD: #5 (#21) Iowa	L 72 82

1998 WEST REGIONAL	#6 seed (#17)
1st RD: #11 Nebraska	W 74 65
2nd RD: #3 (#7) Utah	L 65 69

1996 EAST REGIONAL	#12 seed
1st RD: #5 (#18) Penn State	W 86 80
2nd RD: #4 (#20) Marquette	W 65 56
Sweet 16: #1 (#1) Massachusetts	L 63 79

1995 MIDWEST REGIONAL	#2 seed (#6)
1st RD: #15 Texas Southern	W 79 78
2nd RD: #7 (#25) Syracuse (OT)	W 96 95
Sweet 16: #6 Memphis	(OT) W 96 91
ELITE 8: #4 (#13) Virginia	W 68 61

FINAL FOUR

Semifinal: #2 (#4) North Carolina	W 75 68
Final: #1 (#1) UCLA	L 78 89

NATIONAL RUNNER-UP

1994 MIDWEST REGIONAL	#1 seed (#2)
1st RD: #16 North Carolina A&T	W 94 79
2nd RD: #9 Georgetown	W 85 73
Sweet 16: #12 Tulsa	W 103 84
ELITE 8: #3 (#11) Michigan	W 76 68

FINAL FOUR

Semifinal: #2 (#9) Arizona	W 91 82
Final: #2 (#6) Duke	W 76 72

NATIONAL CHAMPION

1993 EAST REGIONAL	#4 seed (#14)
1st RD: #13 Holy Cross	W 94 64
2nd RD: #5 St. John's	W 80 74
Sweet 16: #1 (#4) North Carolina	L 74 80

1992 MIDWEST REGIONAL	#3 seed (#9)
1st RD: #14 Murray State	W 80 60
2nd RD: #6 Memphis	L 80 82

1991 SOUTHEAST REGIONAL	#1 seed (#2)
1st RD: #16 Georgia State	W 117 76
2nd RD: #8 Arizona State	W 97 90
Sweet 16: #4 (#19) Alabama	W 93 70
ELITE 8: #3 (#12) Kansas	L 81 93

1990 MIDWEST REGIONAL	#4 seed (#7)
1st RD: #13 Princeton	W 68 64
2nd RD: #12 Dayton	W 86 84
Sweet 16: #8 North Carolina	W 96 73
ELITE 8: #10 Texas	W 88 85

FINAL FOUR

Semifinal: #3 (#15) Duke	L 83 97
--------------------------	---------

1989 MIDWEST REGIONAL	#5 seed
1st RD: #12 Loyola-Marymount	W 120 101
2nd RD: #4 (#12) Louisville	L 74 93

1988 SOUTHEAST REGIONAL	#11 seed
1st RD: #6 Villanova	L 74 82

1985 WEST REGIONAL	#9 seed
1st RD: #8 Iowa	W 63 54
2nd RD: #1 (#3) St. John's	L 65 68

1984 EAST REGIONAL	#2 seed (#8)
*2nd RD: #7 Virginia (OT)	L 51 53
* earned 1st rd bye	

1983 MIDEAST REGIONAL	#4 seed (#9)
*2nd RD: #5 Purdue	W 78 68
Sweet 16: #1 (#2) Louisville	L 63 65
* earned 1st rd bye	

1982 MIDWEST REGIONAL	#4 seed (#12)
*2nd RD: #5 Kansas State	L 64 65
* earned 1st rd bye	

1981 MIDWEST REGIONAL	#5 seed (#12)
1st RD: #12 Mercer	W 73 67
2nd RD: #4 (#12) Louisville	W 74 73
Sweet 16: #1 (#4) LSU	L 56 72

1980 MIDWEST REGIONAL	#10 seed
1st RD: #7 Kansas State	L 53 71

1979 MIDWEST REGIONAL	#2 seed (#5^)
*2nd RD: #7 Weber State	W 74 63
Sweet 16: #3 (#13) Louisville	W 73 62
ELITE 8: #1 (#1) Indiana State	L 71 73

* earned 1st rd bye

^ Arkansas was ranked #7 for the Weber State game

1978 WEST REGIONAL	#2L seed (#5^)
NOTE: The 8-team regions had 4 automatic qualifiers (Q) and 4 at-large selections (L)	
1st RD: #40 Weber State	W 73 52

Sweet 16: #10 (#2) UCLA	W 74 70
ELITE 8: #4L Cal State Fullerton	W 61 58

FINAL FOUR

Semifinal: #20 (#1) Kentucky	L 59 64
Consolation: #2L (#6) Notre Dame	W 71 69

NATIONAL 3RD-PLACE

^ Arkansas was ranked #7 for the Weber State game

1977 MIDWEST REGIONAL	(#8)
1st RD: Wake Forest	L 80 86

1958 MIDWEST REGIONAL		
Sweet 16: (#18) Oklahoma State	L	40 65
Consolation: (#3) Cincinnati	L	62 97

1949 WESTERN REGIONAL	(#20)
ELITE 8: Oregon State	L 38 56
Consolation: Wyoming	W 61 48

1945 WESTERN REGIONAL	
ELITE 8: Oregon	W 79 76

FINAL FOUR

Semifinal: Oklahoma State +	L 41 68
+ known as Oklahoma A&M then	

1944

Team earned an NCAA Berth but did not participate due to automobile accident

1941 WESTERN REGIONAL		
ELITE 8: Wyoming	W	52 40
FINAL FOUR		
Semifinal: Washington State+	L	53 64



2021 2022 2023



2022-23 SEC STANDINGS

THROUGH SUNDAY • MAR. 19



	SEC	PCT.	HOME	AWAY	OVERALL	PCT.	HOME	ROAD	NEUTRAL	STRK
1. Alabama	16-2	.889	9-0	7-2	31-5	.861	15-0	7-3	7-2	W5
2. Texas A&M	15-3	.833	9-0	6-3	25-10	.714	15-1	9-4	3-5	L1
3. Kentucky	12-6	.667	6-3	6-3	22-12	.647	14-4	6-4	2-4	L1
4. Missouri	11-7	.611	7-2	4-5	25-10	.714	16-3	5-5	4-2	L1
Tennessee	11-7	.611	7-2	4-5	25-10	.714	14-2	4-6	7-2	W2
Vanderbilt	11-7	.611	7-2	4-5	22-14	.611	14-5	5-6	3-3	W2
7. Auburn	10-8	.556	7-2	3-6	21-13	.618	14-2	4-8	3-3	L1
8. Florida	9-9	.500	6-3	3-6	16-17	.485	10-6	4-7	2-4	L2
9. Mississippi State	8-10	.444	5-4	3-6	21-13	.618	12-4	4-6	5-3	L2
Arkansas	8-10	.444	6-3	2-7	22-13	.629	13-3	2-8	7-2	W2
11. Georgia	6-12	.333	5-4	1-8	16-16	.500	13-4	1-10	2-2	L6
12. South Carolina	4-14	.222	1-8	3-6	11-21	.344	7-8	4-8	0-5	L2
13. Ole Miss	3-15	.167	1-8	2-7	12-21	.364	7-10	2-9	3-2	L1
14. LSU	2-16	.111	2-7	0-9	14-19	.424	10-8	0-9	4-2	L1

AP (Mar. 13)		
1	ALABAMA (48)	29-5 1,508
2	Houston (9)	31-3 1,404
3	Purdue (3)	29-5 1,367
4	KANSAS	27-7 1,303
5	Texas	26-8 1,276
6	Marquette	28-6 1,244
7	UCLA	29-5 1,209
8	Arizona	28-6 1,155
9	Gonzaga	28-5 1,046
10	UCONN	25-8 854
11	BAYLOR	22-10 779
12	Duke	26-8 763
13	Xavier	25-9 738
14	Virginia	25-7 711
15	Kansas State	23-9 709
16	Miami (Fla.)	25-7 581
17	TEXAS A&M	25-9 562
18	SAN DIEGO STATE	27-6 550
19	Saint Mary's	26-7 426
20	TENNESSEE	23-10 381
21	Indiana	22-11 332
22	TCU	21-12 254
23	MISSOURI	24-9 171
24	Memphis	26-8 110
25	Florida Atlantic	31-3 99

COACHES (Mar. 13)		
1	Houston (21)	31-3 777
2	ALABAMA (8)	29-5 759
3	Purdue (2)	29-5 728
4	Marquette	28-6 654
5	KANSAS (1)	27-7 652
6	UCLA	29-5 649
7	Texas	26-8 647
8	Arizona	28-6 608
9	Gonzaga	28-5 546
10	Virginia	25-7 418
11	BAYLOR	22-10 399
12	CONNECTICUT	25-8 391
13	Kansas State	23-9 370
14	Xavier	25-9 369
15	Miami-Florida	25-7 342
16	Duke	26-8 334
17	TEXAS A&M	25-9 289
18	SAN DIEGO ST.	27-6 266
19	Saint Mary's	26-7 240
19	Indiana	22-11 240
21	TENNESSEE	23-10 153
22	CREIGHTON	21-12 118
23	Texas Christian	21-12 117
24	MISSOURI	24-9 65
25	Florida Atlantic	31-3 54

RECEIVING VOTES: CREIGHTON 94, Oral Roberts 58, KENTUCKY 39, Iowa State 32, VCU 26, Utah State 15, Penn State 11, Charleston 10, West Virginia 2, Drake 2, Kent State 2, Northwestern 2

RECEIVING VOTES: Iowa State 47; KENTUCKY 29; Penn St. 24; Northwestern 23; Providence 21; Oral Roberts 20; Utah St. 14; VCU 9; Maryland 6; Kent St. 6; NC State 5; Memphis 4; Pittsburgh 3; Charleston 3; Michigan St. 1.

SEC IN THE NCAA		
NCAA FIRST FOUR	SEC RESULT	
#11 Miss State vs #11 Pitt	L, 60-59	
NCAA FIRST ROUND	SEC RESULT	
#1 Alabama vs #16 TX A&M CC	W, 96-75	
#4 Tennessee vs #13 Louisiana	W, 96-75	
#6 Kentucky vs #11 Providence	W, 61-53	
#7 Missouri vs #10 Utah State	W, 76-65	
#7 Texas A&M vs #10 Penn State	L, 76-59	
#8 ARKANSAS vs #9 ILLINOIS	W, 73-63	
#9 Auburn vs #8 Iowa	W, 76-65	
NCAA SECOND ROUND	SEC RESULT	
#1 Alabama vs #8 Maryland	W, 73-51	
#4 Tennessee vs #5 Duke	W, 65-52	
#6 Kentucky vs #3 Kansas State	L, 75-69	
#7 Missouri vs #15 Princeton	L, 78-63	
#8 ARKANSAS vs #1 KANSAS	W, 73-63	
#9 Auburn vs #1 Houston	L, 81-64	
NCAA SWEET 16	TV	CT
#4 Tennessee vs FAU	TBS	approx 8 pm
#8 Arkansas vs #4 UConn	CBS	6:15 pm
#1 Alabama vs #5 San Diego St	TBS	5:30 pm

HOGS RANKING BY WEEK				
WEEK	AP	COACH	NET	
Preseason	10	10	No Poll	
Nov. 14	9	9	No Poll	
Nov. 21	9	9	No Poll	
Nov. 28	T11	11	No Poll	
Dec. 5	9	8	25	
Dec. 12	10	10	24	
Dec. 19	10	8	17	
Dec. 26	9	7	10	
Jan. 2	13	13	12	
Jan. 9	15	16	16	
Jan. 16	25	25	27	
Jan. 23	T33 RV (9)	--	27	
Jan. 30	T39 RV (9)	--	28	
Feb. 6	34 RV (11)	--	29	
Feb. 13	35 RV (4)	--	23	
Feb. 20	32 RV (6)	--	19	
Feb. 27	34 RV (7)	--	14	
Mar 6	34 RV (2)	--	18	
Mar 13	--	--	21	
Apr. 4	--	--	--	

ARKANSAS IN THE POLLS						
Ranking in AP Poll unless " * " indicating <u>only ranked in the Coaches Poll</u>						
As	Overall	H	A	N	Last Meeting	Last Win
As #1	16-4	8-0	6-2	2-2	W, 97-79 vs #14 Georgetown @MEM (11/27/94)	Same
As #2	38-4	17-1	7-0	14-3	W, 76-72 vs #2 Duke @NCAA (4/4/94)	Same
As #3	29-5	13-0	10-5	6-0	W, 97-79 vs Tennessee (1/7/95)	Same
As #4	13-2	8-0	3-2	2-0	W, 94-71 at Missouri (12/3/94)	Same
As #5	13-8	1-1	2-4	10-3	L (OT), 95-93 vs #3 Kentucky @SEC (3/12/95)	69-58 vs #20 Alabama @SEC (3/11/95)
As #6	18-3	6-0	5-0	7-3	L, 89-78 vs #1 UCLA @NCAA (4/3/95)	75-68 vs #4 N. Carolina @NCAA (4/1/95)
As #7	18-1	4-0	7-0	7-1	W, 68-66 vs Auburn (3/4/95)	Same
As #8	9-10	6-1	1-5	2-4	L, 78-71 vs LSU @SEC (3/13/21)	70-64 vs Missouri @SEC (3/12/21)
As #9	27-7	7-1	6-2	15-4	L, 60-57 at LSU (12/28/22)	88-78 vs Oklahoma (12/10/22) @ Tulsa
As #10	20-4	11-1	2-1	7-2	W, 85-51 vs UNC Asheville (12/21/22)	Same
As #11	22-6	12-2	6-4	4-0	W, 99-58 vs San Jose St (12/03/22)	Same
As #12	22-9	11-0	8-5	2-4	L, 88-66 vs Oklahoma (12/11/21)	86-66 vs Charlotte (12/8/21)
As #13	18-6	12-1	3-5	3-0	L, 72-59 at #22 Auburn (1/7/23)	74-68 vs #20 Missouri (1/4/23)
As #14	29-5	13-0	8-2	8-3	L, 78-74 at #13 Tennessee (3/5/22)	77-73 vs LSU (3/2/22)
As #15	16-6	4-2	9-2	3-2	L, 97-84 at Vanderbilt (1/4/23)	90-68 vs Tennessee State (11/7/00)
As #16	17-5	12-0	3-4	2-1	W, 93-80 vs UNI (11/7/21)	Same
As #17	18-9	5-0	5-2	****8-7	W, 69-78 vs #9 Duke @NCAA (3/26/22)	74-68 vs #1 Gonzaga @NCAA (3/24/22)
As #18	20-9	*10-4	8-4	2-1	W, 75-73 vs #6 Kentucky (2/26/22)	Same
As #19	16-7	8-2	3-3	5-2	L, 96-82 vs Ole Miss (1/17/15)	67-45 vs Wofford (11/9/07)
As #20	24-4	**11-0	1-0*****12-4	W, 83-75 vs LSU (2/27/21)	Same	
As #21	6-4	3-0	0-1	3-3	L, 87-78 vs #15 N. Carolina @NCAA (3/21/15)	56-53 vs Wofford @NCAA (3/19/15)
As #22	8-5	4-1	2-3	2-1	L, 78-77 at Auburn (1/6/18)	84-79 (OT) vs Miss State @SEC (3/6/99)
As #23	7-1	5-0	2-1	0-0	W, 58-48 vs #16 Tennessee (2/19/22)	Same
As #24	7-1	4-0	3-0	0-1	L, 89-81 vs Hofstra @ NLR (12/18/21)	Same
As #25	6-3	6-0	0-3	0-1	W, 69-57 vs Ole Miss (01/21/23)	Same
TOT.	437-128	201-17	110-60	126-52	W, 69-57 vs Ole Miss (01/21/23)	Same

ARKANSAS VERSUS THE POLLS									
Ranking in AP Poll unless * indicating only ranked in the Coaches Poll									
Vs	Overall	H	A	N	Last Meeting	Last Win			
Vs #1	3-11	1-2	0-2	2-7	W, 74-68 vs Gonzaga @NCAA (03/24/22)	Same			
Vs #2	6-9	5-2	0-6	1-1	L, 86-83 at Alabama (2/25/23)	Same			
Vs #3	0-15	0-1	0-3	0-11	L, 81-72 vs Baylor @ NCAA (3/29/21)	--			
Vs #4	6-13	2-3	1-7	3-3	W, 72-71 vs Kansas @ NCAA (3/18/23)	Same			
Vs #5	4-4	4-1	0-1	0-2	W, 74-71 vs Texas A&M (1/27/16)	Same			
Vs #6	7-11	4-3	0-5	3-3	W, 75-73 vs Kentucky (2/26/22)	Same			
Vs #7	1-5	1-0	0-1	0-4	W, 67-64 vs Texas (1/6/09)	Same			
Vs #8	3-4	2-0	1-3	0-1	L, 82-65 vs Kentucky @SEC (3/12/17)	88-61 vs Alabama (1/6/07)			
Vs #9	2-6	0-0	1-4	1-2	L, 78-69 vs Duke @NCAA (3/26/22)	91-82 vs Arizona @NCAA (4/2/94)			
Vs #10	5-5	2-2	2-1	1-2	L, 90-87 vs Creighton (11/22/22)	(OT), 86-81 at Missouri (2/13/21)			
Vs #11	5-8	2-2	1-4	2-2	L (OT), 79-76 vs Auburn (2/4/20)	104-93 vs Missouri (12/5/95)			
Vs #12	7-10	2-2	2-5	*3-3	L, 75-57 at Tennessee (2/28/23)	Same			
Vs #13	6-4	3-0	0-2	3-2	L, 78-74 at Tennessee (3/5/22)	87-85 vs Kentucky (1/14/14)			
Vs #14	5-7	3-2	0-3	2-2	L, 67-64 at Texas Tech (1/26/19)	91-82 vs Auburn (2/27/18)			
Vs #15	3-5	0-0	0-2	0-3	L, 87-78 vs N. Carolina @NCAA (3/21/15)	98-88 vs Mississippi State (1/7/12)			
Vs #16	4-7	2-2	0-4	2-1	W, 58-48 vs Tennessee (2/19/22)	Same			
Vs #17	4-4	1-2	1-1	2-1	L, 67-64 at Baylor (1/28/23)	(OT), 78-74 vs San Diego St (11/23/22)			
Vs #18	5-8	1-2	2-3	2-3	L, 67-61 vs Texas A&M @SEC (3/10/23)	80-73 at Ole Miss (1-31-10)			
Vs #19	8-3	3-1	3-1	2-1	W, 90-89 at LSU (2/2/19)	Same			
Vs #20	11-5	5-2	1-2	5-1	W, 74-68 vs Missouri (1/5/23)	Same			
Vs #21	5-3	2-1	1-0	2-2	W, 68-66 vs TX Tech @NCAA (3/21/21)	Same			
Vs #22	4-3	4-1	0-2	0-0	L, 72-59 at #22 Auburn (1/7/23)	(OT), 77-76 vs Kentucky (2/23/11)			
Vs #23	3-8	1-2	0-4	2-2	L, 88-79 vs Kentucky (3/4/23)	Same			
Vs #24	2-4	1-2	*0-1	*1-1	*L, 90-59 at Alabama (1/16/21)	*86-72 vs Indiana @NCAA (3/21/08)			
Vs #25	4-5	*3-2	*0-1	1-2	L, 62-56 at Texas A&M (2/15/16)	82-74 vs Vanderbilt (1/31/12)			
TOT.	113-166	57-36	16-68	40-62	W, 72-72 vs #4 Kansas @ NCAA (3/18/23)	Same			

VERSUS 2022-23 OPPONENTS

NON-CONFERENCE

School	Gms	Series Record	H	A	N	Last Meeting
Baylor	145	Arkansas Leads, 96-49	53-11	37-33	6-5	A - L, 67-64 (2/28/23)
Bradley	1	Arkansas Leads, 1-0	0-0	0-0	1-0	N - W, 76-57 (12/17/22) @ NLR
Connecticut	3	UConn Leads, 3-1	0-0	0-1	1-2	N - W, 102-67 11/26/17 @ PKI
Creighton	3	Creighton Leads, 2-1	0-0	0-1	2-0	N - L, 90-87 (11/22/22)
Fordham	3	Arkansas Leads, 2-1	1-0	0-0	1-1	H - W, 64-48 (11/11/22)
Illinois	6	Illinois leads, 5-1	--	0-1	1-4	N - W, 73-63 (03/16/23)
Kansas	14	Kansas leads, 8-6	2-2	1-4	3-2	N - W, 72-71 03/18/23 @ NCAA
Louisville	8	Series Tied 4-4	0-1	1-0	3-3	N - W, 80-54 (11/21/22)
North Dakota State	2	Arkansas Leads, 2-0	2-0	0-0	0-0	H - W, 76-58 (11/07/22)
Oklahoma	30	Arkansas Leads, 19-13	8-5	3-7	6-1	N - W, 88-78 (12/10/22) @ Tulsa
San Diego State	3	Arkansas Leads, 3-0	0-0	0-0	3-0	N - W, 78-74 (ot) (11/23/22)
San Jose State	1	Arkansas Leads, 1-0	1-0	0-0	0-0	H - W, 99-58 (12/03/22)
South Dakota State	1	Arkansas Leads, 1-0	1-0	0-0	0-0	H - W, 71-56 (11/16/22)
Troy	6	Arkansas Leads, 5-1	3-1	0-0	2-0	H - W, 74-61 (11/28/22)
UNC Asheville	1	Arkansas Leads, 1-0	1-0	0-0	0-0	H - W, 85-51 (12/21/22)
UNC Greensboro	2	Arkansas Leads, 2-0	2-0	0-0	0-0	H - W, 65-58 (12/06/22)

SOUTHEASTERN CONFERENCE

School	Gms	Series Record	H	A	N	Last Meeting
Alabama	68	Arkansas Leads, 36-32	20-7	8-23	8-2	A - L, 86-83 (02/25/23)
• SEC Only	58	Series Tied, 29-29	20-7	8-21	1-1	
Auburn	59	Arkansas Leads, 38-21	23-5	13-15	2-1	N - W, 76-73 (03/09/23)
• SEC Only	58	Arkansas Leads, 38-20	23-5	13-15	2-0	
Florida	41	Arkansas Trails, 15-26	10-7	3-14	2-5	H - W, 84-65 (02/18/23)
• SEC Only	SAME					
Georgia	42	Arkansas Leads, 26-16	13-3	6-10	6-3	H - W, 97-65 (02/22/23)
• SEC Only	SAME					
Kentucky	48	Arkansas Trails, 14-34	8-9	5-15	1-10	H - L, 88-79 (03/04/23)
• SEC Only	43	Arkansas Trails, 14-29	8-9	5-13	1-8	
LSU	77	Arkansas Leads, 42-35	23-8	13-20	6-7	H - W, 60-40 (01/24/23)
• SEC Only	68	Arkansas Leads, 38-30	23-8	12-19	3-3	
Ole Miss	85	Arkansas Leads, 52-33	18-11	10-20	24-2	H - W, 67-57 (01/21/23)
• SEC Only	56	Arkansas Leads, 30-27	18-10	10-18	1-0	
Mississippi State	68	Arkansas Leads, 35-33	23-9	7-23	5-1	H - L, 70-64 (02/11/23)
• SEC Only	59	Arkansas Leads, 30-29	22-8	6-21	2-0	
Missouri	60	Arkansas Leads, 33-27	19-10	12-17	2-0	A - L, 76-79 (01/18/23)
• SEC Only	23	Arkansas Leads, 14-9	9-2	4-7	1-0	
South Carolina	38	Arkansas Leads, 23-15	12-5	8-8	3-2	A - W, 65-63 (02/04/23)
• SEC Only	SAME					
Tennessee	47	Arkansas Trails, 22-25	12-4	4-16	6-5	A - L, 75-57 (02/28/23)
• SEC Only	43	Arkansas Trails, 19-24	12-4	4-16	3-4	
Texas A&M	167	Arkansas Leads, 106-61	61-15	38-40	7-6	N - L, 67-61 (02/10/23)
• SEC Only	21	Arkansas Leads 11-10	9-1	2-7	0-2	
Vanderbilt	43	Arkansas Leads, 29-14	16-4	8-9	5-1	A - L, 97-84 (01/14/23)
• SEC Only	41	Arkansas Leads 28-13	15-4	8-8	5-1	

AT THE SEC TOURNEY

Overall: 30-30
 1st Rd: 4-10
 2nd Rd: 2-2
 Quarterfinal: 16-3
 Semifinal: 7-9
 Final: 1-6

RECORD BY OPPONENT

Opponent	Record	Last Meeting
Alabama	1-1	1995, W, 69-58 (Semis)
Auburn	2-0	2023, W, 76-73 (2nd)
Florida	2-5	2019, L, 66-50 (2nd)
Georgia	6-3	2015, W, 60-49 (Semis)
Kentucky	1-9	2017, L, 82-65 (Final)
LSU	3-3	2022, W, 79-67 (Semis)
Ole Miss	1-0	2017, W, 73-72 (Quart)
Mississippi State	2-0	2007, W, 81-72 (Semis)
Missouri	1-0	2021, W, 70-64 (Quart)
South Carolina	3-2	2018, W, 69-64 (2nd)
Tennessee	3-4	2018, L, 84-66 (Semis)
Texas A&M	0-2	2023, L, 67-61 (Quart)
Vanderbilt	5-1	2020, W, 86-73 (1st)



AT THE NCAA TOURNEY

Overall: 50-34
 1st Rd: 19-8
 2nd Rd: 12-10
 Sweet 16: 8-5
 Elite 8: 6-5
 Final Four: 2-4
 Championship: 1-1
 - Regional/Final Consolations: 2-1

RECORD BY OPPONENT

Opponent	Record	Last Meeting
Alabama	1-0	1991, W, 93-70 (Sweet 16)
Arizona	1-0	1994, W, 91-82 (Final 4)
Arizona State	1-0	1991, W, 91-90 (2nd)
Baylor	0-1	2021, L, 81-72 (Elite 8)
Bucknell	0-1	2006, L, 59-55 (1st)
Butler	0-1	2018, L, 79-62 (1st)
Cal St-Fullerton	1-0	1979, W, 61-58 (Elite 8)
Cincinnati	0-1	1958, L, 97-62 (Final 4 con)
Colgate	1-0	2021, W, 85-68 (1st)
Connecticut		
Dayton	1-0	1990, W, 86-84 (2nd)
Duke	1-2	2022, L, 78-69 (Elite 8)
Georgetown	1-1	2001, L, 63-61 (1st)
Georgia State	1-0	1991, W, 117-76 (1st)
Gonzaga	1-0	2022, W, 74-68 (Sweet 16)
Holy Cross	1-0	1993, W, 94-64 (1st)
Illinois	1-0	2023, W, 73-74 (1st)
Indiana	1-0	2008, W, 86-72 (1st)
Indiana State	0-1	1979, L, 73-71 (Elite 8)
Iowa	1-1	1999, L, 82-72 (2nd)
Kansas	1-1	2023, W, 72-71 (2nd)
Kansas State	0-2	1982, L, 65-64 (2nd)
Kentucky	0-1	1979, L, 64-59 (Final 4)
LSU	0-1	1981, L, 75-56 (Sweet 16)
Louisville	2-2	1989, L, 93-74 (2nd)
Loyola-Marymount	1-0	1989, W, 120-101 (1st)
Marquette	1-0	1996, W, 65-56 (2nd)
UMass	0-1	1996, L, 79-63 (Sweet 16)
Memphis	1-1	1995, W, 96-91 OT (Sweet 16)
Mercer	1-0	1981, W, 73-67 (1st)
Miami (Fla.)	0-1	2000, L, 75-71 (1st)
Michigan	1-0	1994, W, 76-68 (Elite 8)

#PROHOGS

41	NBA Draft Selections	16	All-Star Game Appearances	14	All-Defensive Team Honors
----	----------------------	----	---------------------------	----	---------------------------



PATRICK BEVERLEY
 • 11th Year in NBA
 • 3x NBA All-Defensive Team
 • 2009 - 2nd RD/42nd overall



ISAIAH JOE
 • 3rd Year in NBA
 • 2020 - 2nd RD/49th overall



BOBBY PORTIS
 • 8th Year in NBA
 • 2021 NBA Champion
 • 2015 - 1st RD/22nd overall



JAYLIN WILLIAMS
 • 1st Year in NBA
 • 2022 - 2nd RD/34th overall



DANIEL GAFFORD
 • 4th Year in NBA
 • 2019 - 2nd RD/38th overall



MOSES MOODY
 • 2nd Year in NBA
 • 1st Hog to be "1 & Done"
 • 2021 - 1st RD/14th Pick
 • 2022 NBA Champion



STANLEY UMUDE
 • 1st Year in NBA
 • 2023 Free Agent
 • Inked 10-day contract 2/10/23

CURRENT #PROHOGS TO PLAY IN NBA
 • Courtney Fortson (Clippers, Rockets)
 • Mason Jones (Rockets, Lakers)
 • Dusty Hannahs (Grizzlies)
 • Daryl Macon (Mavericks, Heat)
 • Sonny Weems (Nuggets, Raptors, Suns, 76ers)

13	First Round Draft Picks	7	All-NBA Selections	6	NBA Champions
----	-------------------------	---	--------------------	---	---------------



PROHOGS AROUND THE WORLD

Adrio Bailey #	Frankston Blues (Australia)
Jaylen Barford	Lokomotiv (Russia)
Coty Clarke	Nagoya DD (Japan)
Jeanal Cylla #	Union SF (Argentina)
Jabril Durham	Szolnok (Hungary)
Olumuyiwa Famutimi	Scarborough (Canada)
Courtney Fortson	PGE Spojnia Stargard (Poland)
Dusty Hannahs	Santa Cruz Warriors (G League)
Delvon Johnson	Usti n/Labem (Czech Republic)
Joe Johnson	Triplets (USA BIG3)
Mason Jones #	Mexico City (G League)
Chris Lykes #	Horsens IC (Denmark)
Daryl Macon	Unics (Russia)
JD Notae #	Aris (Greece)
Emeka Obukwelu #	Skriljevo (Croatia)
Michael Qualls	Al Riyadi (Lebanon)
Jalen Tate #	Peja (Kosovo)
Dustin Thomas	Prishtina (Kosovo)
Charles Thomas	Penarol (Uruguay)
Justin Smith #	Delaware Blue Coats (G League)
Au'Diese Toney #	Lakeland Magic (G League)
Stanley Umude #	Motor City Cruise (G League)
Trey Wade #	Arka Gdynia (Poland)
Sonny Weems	Shanxi Loongs (China)

- Played for Eric Musselman





ERIC MUSSELMAN

ARKANSAS HEAD COACH

San Diego, 1987

95-41 • 4th year as Arkansas head coach

205-75 • 8th year as collegiate head coach

503-291 • 14 seasons as professional head coach

- 1996 USBL Coach of the Year
- 2003 NBA Coach of the Year Runner-Up
- 2012 NBA D-League Coach of the Year
- 2016 Bleacher Report's Mountain West Coach of the Year
- 2017 USBWA District VIII Coach of the Year
- 2018 USBWA District VIII Coach of the Year
- 2018 NABC District 17 Coach of the Year
- 2018 Mountain West Coach of the Year
- 2021 Jim Phelan Coach of the Year Finalist
- 2021 Werner Ladder Naismith Coach of the Year Semifinalist
- 2021 Basketball Times Midlands District Coach of the Year

COLLEGIATE HEAD COACHING RECORD

Year	Overall	Conf	Finish	Conf Tourn	NCAA/CBI Postseason
2015-16	24-14	10-8	MW (T4th)	1-1	5-1 • CBI Champion
2016-17	28-7	14-4	MW (1st)	3-0 *	0-1 • #12 seed NCAA 1st Rd
2017-18	29-8	15-3	MW (1st)	1-1	2-1 • #7 seed NCAA Sweet 16
2018-19	29-5	15-3	MW (1st)	1-1	0-1 • #7 seed NCAA 1st Rd
2019-20	20-12	7-11	SEC (T10th)	1-0 +	Canceled
2020-21	25-7	13-4	SEC (2nd)	1-1	3-1 • #3 seed Elite 8
2021-22	28-9	13-5	SEC (4th)	1-1	3-1 • #4 seed Elite 8
2022-23	22-13	8-10	SEC (10th)	1-1	2-0 • #8 seed
Total	205-75	95-48		10-6	15-6 (10-5 NCAA / 5-1 CBI)

* - Tournament champion / + - SEC Tourney canceled after Rd 1 due to COVID

MUSSELMAN'S CAREER AS HEAD COACH

NOTE: Professional basketball **DOES NOT** count postseason toward season W-L record nor to head coach W-L record

Year	Team	League	Record	Note for the Season	Reg. Season Div./Conf. Finish	Postseason
1989-90	Rapid City	CBA	42-14	MOST WINS IN CBA	1st National Conf.	Finals (8-8) *
1991-92	Rapid City	CBA	37-19	2nd-most wins in CBA	1st National Conf.	Finals (9-7) *
1992-93	Rapid City	CBA	44-12	MOST WINS IN CBA	1st National Conf.	Conf. Finals (5-3) *
1993-94	Rapid City	CBA	37-19	MOST WINS IN CBA	1st National Conf.	Conf. Finals (5-5) *
1994-95	Rapid City	CBA	31-25	6th-most wins in CBA	5th National Conf.	Conf. 1st Rd (0-2) *
1995-96	Florida	CBA	41-15	MOST WINS IN CBA	1st National Conf.	Conf. Finals (5-3) *
1996-97	Florida	CBA	38-18	2nd-most wins in CBA	1st American Conf.	Finals (7-6) *
1995	Florida	USBL	25-2	MOST WINS IN USBL	1st Overall	Champion (1-0) *
1996	Florida	USBL	28-1	MOST WINS IN USBL	1st Southern Div.	Champion (3-0) *
2002-03	Golden State	NBA	38-44	6th Pacific Division	11th Western Conf.	--
2003-04	Golden State	NBA	37-45	T4th Pacific Division	11th Western Conf.	--
2006-07	Sacramento	NBA	33-49	5th Pacific Division	11th Western Conf.	--
2010-11	Reno	D-League	34-16	2nd-most wins in NBADL	1st Western Conf.	Semifinals (2-3) *
2011-12	Los Angeles	D-League	38-12	MOST WINS IN NBADL	1st Western Conf.	Finals (5-2) *
2015-16	Nevada	NCAA	24-14	Led NCAA in FT Made	T4th Mountain West	CBI Champion (5-1)
2016-17	Nevada	NCAA	28-7	T16th for Most wins NCAA	1st Mountain West	#12 seed - NCAA 1st Rd (0-1)
2017-18	Nevada	NCAA	29-8	2nd in NCAA in A-T/O ratio	1st Mountain West	#7 seed - NCAA Sweet 16 (2-1)
2018-19	Nevada	NCAA	29-5	9th in NCAA in Scoring Margin	1st Mountain West	#7 seed - NCAA 1st Rd (0-1)
2019-20	Arkansas	NCAA	20-12	Led NCAA in 3Pt% Def	T10th SEC	Canceled
2020-21	Arkansas	NCAA	25-7	NCAA: 2nd FT/11th Scoring	2nd SEC	#3 seed - NCAA Elite 8 (3-1)
2021-22	Arkansas	NCAA	28-9	Led NCAA in FTM/FTA	4th SEC	#4 seed - NCAA Elite 8 (3-1)
2022-23	Arkansas	NCAA	22-13	10th in NCAA in BLKS	10th SEC	#8 seed - NCAA Sweet 16 (2-0)
2010	Dominican Team		5-1	Silver Medal Centrobasket Championship		
2011	Venezuelan Team		12-9	5th FIBA Americas Championship		
2012	Venezuelan Team		7-4	Silver Medal FIBA South American Championship		

MUSSELMAN COMPOSITE COACHING RECORD

COLLEGIATE	8th Yr	Overall	Conf	Conf Tourn	NCAA/CBI	ALL POST
Nevada	4 yrs	205-75	95-48	10-6	10-5 / 5-1	25-12
Arkansas	4 yrs	95-41	41-30	6-3	2-3 / 5-1	13-7
Arkansas	4 yrs	95-41	41-30	4-3	8-2 / --	12-5
PROFESSIONAL	14 Seasons	503-291	(50-39 Postseason *)			
CBA	7 years	270-122	(39-34 Postseason*)			
Rapid City	5 years	191-89	(27-25 Postseason *)			
Florida	2 years	79-33	(12-9 Postseason *)			
USBL	2 years	53-3	(4-0 Postseason *)			
Florida	2 years	53-3	(4-0 Postseason *)			
NBA	3 years	108-138	--			
Golden State	2 years	75-89	--			
Sacramento	1 year	33-49	--			
D-League	2 years	72-28	(7-5 Postseason *)			
Reno	1 year	34-16	(2-3 Postseason *)			
Los Angeles	1 year	28-12	(5-2 Postseason *)			
INTERNATIONAL	3 Years	24-14	--			
Dominican	1 years	5-1	--			
Venezuelan	2 years	19-13	--			

* - Note, professional basketball does not include playoff results in W-L record

* - Musselman's pro record including playoffs is 553-330

MUSSELMAN STOPS BY YEAR

1988-89	General Mgr	Rapid City Thrillers	CBA
1989-90	Head Coach	Rapid City Thrillers	CBA
1990-91	Asst. Coach	Minnesota Timberwolves	NBA
1991-92	Head Coach	Rapid City Thrillers	CBA
1992-93	Head Coach	Rapid City Thrillers	CBA
1993-94	Head Coach	Rapid City Thrillers	CBA
1994-95	Head Coach	Rapid City Thrillers	CBA
Spring '95	Head Coach	Florida Sharks	USBL
1995-96	Head Coach	Florida Beachdogs	CBA
Spring '96	Head Coach	Florida Sharks	USBL
1996-97	Head Coach	Florida Beachdogs	CBA
1998-99	Asst. Coach	Orlando Magic	NBA
1999-00	Asst. Coach	Orlando Magic	NBA
2000-01	Asst. Coach	Atlanta Hawks	NBA
2001-02	Asst. Coach	Atlanta Hawks	NBA
2002-03	Head Coach	Golden State Warriors	NBA
2003-04	Head Coach	Golden State Warriors	NBA
2004-05	Asst. Coach	Memphis Grizzlies	NBA
2005-06	Asst. Coach	Memphis Grizzlies	NBA
2006-07	Head Coach	Sacramento Kings	NBA
2007-10	- DID NOT COACH FOR 3 SEASONS -		
2010-11	Head Coach	Reno Bighorns	NBADL
2011-12	Head Coach	Los Angeles Defenders	NBADL
2012-13	Asst. Coach	Arizona State Sun Devils	NCAA
2013-14	Assoc. HC	Arizona State Sun Devils	NCAA
2014-15	Assoc. HC	LSU Tigers	NCAA
2015-16	Head Coach	Nevada Wolf Pack	NCAA
2016-17	Head Coach	Nevada Wolf Pack	NCAA
2017-18	Head Coach	Nevada Wolf Pack	NCAA
2018-19	Head Coach	Nevada Wolf Pack	NCAA
2019-20	Head Coach	Arkansas Razorbacks	NCAA
2020-21	Head Coach	Arkansas Razorbacks	NCAA
2021-22	Head Coach	Arkansas Razorbacks	NCAA
2022-23	Head Coach	Arkansas Razorbacks	NCAA



MUSSELMAN AT A GLANCE

- Eric Musselman was named Arkansas' 13th head men's basketball coach on April 7, 2019. He has over 30 years of coaching experience, including his seven as a collegiate head coach and 14 as a professional head coach.
- **In his first eight years as a collegiate head coach, Musselman has won at least 20 games each season (24, 28, 29, 29, 20, 25, 28 and 22), advanced to all seven postseasons played (including six straight NCAA tournaments) and reached four NCAA Sweet 16's**, including a Elite 8 appearances with the Hogs in both 2021 and '22. Prior to entering the collegiate head coaching ranks, Musselman was a head coach for seven professional teams, including two seasons with the Golden State Warriors (2002-04) and one with the Sacramento Kings (2006-07). He won over 550 games as a professional head coach with a combined pro winning percentage of .626 (553-330).
- Musselman played collegiately at the University of San Diego and helped the Toreros to NCAA Tournament berths in 1984 and 1987. He was recipient of the program's Bugelli Leadership Award as a senior.
- Musselman is married to Danyelle Sargent Musselman, who has worked at ESPN, Fox Sports and the NFL Network as a broadcaster. Musselman has two sons, Michael and Matthew, and he and Danyelle have a daughter, Mariah.
- Musselman's father Bill was also an NBA head coach and they were the first father-son combination to become head coaches in the NBA.

MUSSELMAN DID YOU KNOWS

- Named General Manager of CBA's Rapid City Thrillers at age of 22. The next year, became head coach of the Thrillers at he age of 23, the youngest coach in CBA history.
- From 1990-1997, had 26 players called up to the NBA, the highest number in the league during that span.
- Is the only person in CBA history to coach in five league All-Star Games (1990, 1992, 1993, 1994, 1997)
- The first coach in professional basketball history to win 100 games by the age of 28.
- At the age of 37, named head coach of the Golden State Warriors and was the youngest head coach ever hired by an NBA team at the time.
- He and his father, Bill, were first father-son combination to both become head coaches in NBA history.
- In 2003, was runner-up to Gregg Popovich for NBA Coach of the Year Award voting (231 points, including 26 first-place votes).
- Is the CBA's third all-time winningest coach (270-122 in seven seasons) and the most successful coach (54-3 in two seasons) in the history of the United States Basketball League.
- Led CBA in scoring (116.7 ppg) in 192-93 and was 2nd in NBA in scoring (102.4 ppg) in 2002-03.
- Only needed 130 games to win his 100th game as a collegiate head coach. He was the 27th-fastest coach in NCAA history to reach 100 wins but was the ninth-fastest since 1970.
- In his first season at Arkansas, the Razorbacks led the NCAA in 3-point field goal percentage defense while Arkansas led the NCAA in both free throws made and attempted in 2022.

MUSSELMAN VS. ALL OPPONENTS

Opponent	Overall	at Nevada	at Arkansas	Last Meeting
Abilene Christian	1-0	0-0	1-0	12/20/20
Air Force	7-0	7-0	0-0	03/05/19
Akron	1-0	1-0	0-0	12/22/18
Alabama	2-4	0-0	2-4	02/25/23
Arizona State	1-0	1-0	0-0	12/07/18
Auburn	4-2	0-0	4-2	03/09/23
Austin Peay	1-0	0-0	1-0	11/12/19
Baylor	0-2	0-0	0-2	01/28/23
Boise State	7-2	7-2	0-0	02/02/19
Bradley	2-0	1-0	1-0	12/17/22
Buffalo	1-0	1-0	0-0	11/25/16
BYU	1-0	1-0	0-0	11/06/18
Cal State Fullerton	0-1	0-1	0-0	11/28/15
California Baptist	1-0	1-0	0-0	11/19/18
Central Arkansas	2-0	0-0	2-0	12/01/21
Charlotte	1-0	0-0	1-0	12/11/21
Cincinnati	2-0	1-0	1-0	11/23/21
Coastal Carolina	1-0	1-0	0-0	11/13/15
Colgate	1-0	0-0	1-0	03/19/21
Colorado State	7-1	7-1	0-0	02/02/19
Connecticut FIRST MEETING				
Creighton	0-1	0-0	0-1	11/22/22
Davidson	1-0	1-0	0-0	11/21/17
Drake	1-0	1-0	0-0	12/12/15
Duke	0-1	0-0	0-1	03/26/22
Eastern Washington	1-0	1-0	0-0	03/21/16
Elon	1-0	0-0	1-0	12/21/21
Florida	3-2	0-1	3-1	02/18/23
Fordham	1-0	0-0	1-0	11/11/22
Fresno Pacific	1-0	1-0	0-0	12/09/15
Fresno State	6-3	6-3	0-0	02/23/19
Gardner-Webb	1-0	0-0	1-0	11/13/21
Georgia	3-1	0-0	3-1	02/21/23
Georgia Tech	1-0	0-0	1-0	11/25/19
Grand Canyon	1-0	1-0	0-0	12/09/18
Gonzaga	1-0	0-0	1-0	03/24/22
Hawai'i	1-1	1-1	0-0	11/24/17
Hofstra	0-1	0-0	0-1	12/18/21
Holy Names	1-0	1-0	0-0	11/30/15
Idaho	1-0	1-0	0-0	11/10/17
Illinois	1-0	0-0	1-0	03/16/23
Illinois State	1-0	1-0	0-0	11/29/17
Indiana	1-0	0-0	1-0	12/29/19
Iona	1-1	1-1	0-0	11/26/16
Iowa State	0-1	0-1	0-0	03/16/17
Kansas	1-0	0-0	1-0	3/218/23
Kansas State	1-0	0-0	1-0	11/02/21
Kentucky	3-2	0-0	3-2	03/04/23
Little Rock	1-0	0-0	1-0	12/04/21
Lipscomb	1-0	0-0	1-0	12/05/20
Little Rock	1-0	1-0	0-0	11/16/18
LSU	6-4	0-0	6-4	01/24/23
Louisville	1-0	0-0	1-0	11/21/22
Loyola-Chicago	1-1	1-1	0-0	11/28/18
Loyola Marymount	1-0	1-0	0-0	11/14/16
Ole Miss	4-0	0-0	4-0	01/21/23
Massachusetts	1-0	1-0	0-0	11/23/18
Mercer	1-0	0-0	2-0	11/09/21
Mississippi State	2-4	0-0	2-4	02/11/23
Mississippi Valley	1-0	0-0	1-0	11/25/20
Missouri	6-3	0-0	6-3	01/04/23
Montana	2-0	1-0	1-0	11/16/19
Montana State	1-0	1-0	0-0	11/15/15
Morehead State	2-1	2-1	0-0	04/01/16
New Mexico	5-3	5-3	0-0	02/09/19
New Mexico State	1-0	0-0	1-0	03/19/22
North Dakota State	1-0	0-0	1-0	11/07/22

MUSSELMAN VS. ALL OPPONENTS

Opponent	Overall	at Nevada	at Arkansas	Last Meeting
North Texas	2-0	0-0	2-0	11/29/20
Northern Iowa	1-0	0-0	1-0	11/17/21
Northern Kentucky	1-0	0-0	1-0	11/30/19
Oakland	1-0	1-0	0-0	11/23/16
Oklahoma	1-1	0-0	1-1	12/10/22
Oklahoma State	0-1	0-0	0-1	01/30/21
Oral Roberts	2-0	0-0	2-0	03/27/21
Oregon State	1-1	1-1	0-0	11/18/16
Pacific	4-0	4-0	0-0	11/09/18
Penn	1-0	0-0	1-0	11/28/21
Portland State	1-0	1-0	0-0	11/25/15
Radford	1-0	1-0	0-0	12/17/17
Rhode Island	1-0	1-0	0-0	11/13/17
Rice	1-0	0-0	1-0	11/05/19
Saint Mary's	0-1	0-1	0-0	11/11/16
San Diego State	4-7	3-7	1-0	11/23/22
San Francisco	0-1	0-1	0-0	12/23/17
San Jose State	6-0	6-0	1-0	12/03/22
Santa Clara	2-0	2-0	0-0	11/15/17
South Carolina	3-1	0-0	3-1	02/04/23
South Dakota	1-0	0-0	1-0	11/22/19
South Dakota State	2-0	1-0	1-0	11/16/22
Southern	1-0	0-0	1-0	12/09/20
Southern Cal	1-0	1-0	0-0	12/01/18
Southern Illinois	1-0	1-0	0-0	12/22/17
Tennessee	2-4	0-0	2-4	02/28/23
Texas	1-0	1-0	0-0	03/16/18
Texas A&M	4-5	0-0	4-5	03/10/23
Texas Tech	1-0	0-0	1-0	03/21/21
TCU	1-1	0-1	1-0	01/25/20
Texas Southern	1-0	0-0	1-0	11/19/19
Texas Tech	0-1	0-1	0-0	12/05/17
Towson	1-0	1-0	0-0	12/21/16
Troy	1-0	0-0	1-0	11/28/22
Tulsa	2-0	1-0	1-0	12/14/19
UC Davis	1-0	1-0	0-0	12/19/17
UC Irvine	2-0	2-0	0-0	12/02/17
UC Santa Barbara	1-0	1-0	0-0	12/22/16
UNC Greensboro	1-0	0-0	1-0	12/06/22
UNC Asheville	1-0	0-0	1-0	12/21/22
UNLV	7-2	7-2	0-0	02/27/19
UT Arlington	1-0	0-0	1-0	12/02/20
Utah	1-0	1-0	0-0	12/29/18
Utah State	7-2	7-2	0-0	03/02/19
Valparaiso	1-0	0-0	1-0	12/21/19
Vanderbilt	3-2	0-0	3-2	01/04/22
Vermont	2-0	1-0	1-0	03/17/16
Washington	1-0	1-0	0-0	12/11/16
West Virginia	1-0	0-0	1-0	01/29/22
Western Kentucky	0-1	0-0	0-1	12/07/19
Wichita State	0-1	0-1	0-0	12/22/15
Wyoming	5-1	5-1	0-0	02/16/19
Totals	205-75	110-34	95-41	

MUSSELMAN VS. CONFERENCES

American Athletic	4-0	CAA	2-1	Ohio Valley	3-1
American East	2-0	C-USA	4-1	Pac-12	5-1
ACC	3-0	Horizon League	2-0	Patriot League	1-0
Atlantic Sun	2-0	Ind./Non D-1	2-0	SEC	44-34
Atlantic 10	4-0	Ivy League	1-0	SoCon	2-0
Big East	0-1	MAAC	1-1	Southland	2-0
Big Sky	6-0	Mid-American	1-0	SWAC	3-0
Big South	4-0	MEAC	0-0	Summit League	6-0
Big Ten	2-0	Missouri Valley	8-2	Sun Belt	5-0
Big 12	7-7	Mountain West	62-21	WCC	9-2
Big West	5-2	Northeast	0-0	WAC	3-0

MUSSELMAN RECORD BREAKDOWN

OVERALL:	205-75
- AT ARKANSAS.....	95-41
Home:.....	118-14.....60-9 at Arkansas
Away:.....	50-43.....16-24 at Arkansas
Neutral:.....	37-18.....19-8 at Arkansas
CONFERENCE GAMES:	95-48
- AT ARKANSAS.....	41-30
Home:.....	59-14.....28-9 at Arkansas
Away:.....	36-34.....13-19 at Arkansas
VS RANKED TEAMS: 13-20	AS RANKED TEAM:78-25
- AT ARKANSAS..... 11-17	- AT ARKANSAS.....40-13
Home:.....	5-5 / 5-5 at Ark
Away:.....	2-9 / 2-8 at Ark
Neutral:.....	6-6 / 4-4 at Ark
Home:.....	41-2 / 23-1 at Ark
Away:.....	15-11 / 3-5 at Ark
Neutral:.....	22-12 / 14-7 at Ark
RECORD BY MONTH:	
November:.....	46-5.....21-1 at Arkansas
December:.....	41-12.....20-5 at Arkansas
January:.....	42-22.....19-14 at Arkansas
February:.....	41-17.....20-11 at Arkansas
March:.....	32-19.....15-8 at Arkansas
April:.....	1-0.....0-0 at Arkansas
WHEN LEADING AT HALFTIME:	157-13
at Arkansas.....	73-9
WHEN TRAILING AT HALFTIME:	45-60
at Arkansas.....	20-31
WHEN TIED AT HALFTIME:	4-1
at Arkansas.....	2-1
OUT-REBOUNDING OPP:	127-19
at Arkansas.....	57-9
BEING OUT-REBOUNDED:	67-51
at Arkansas.....	34-29
REBOUNDS ARE EVEN:	11-4
at Arkansas.....	4-3
WHEN SCORING FIRST:	121-33
at Arkansas.....	55-17
WHEN OPPONENT SCORES FIRST:	84-42
at Arkansas.....	40-24
ONE-POSSESSION GAMES:	26-18
at Arkansas.....	11-10
OVERTIME GAMES:	11-6
at Arkansas.....	5-3
GAMES DECIDED BY 1-5 PTS:	43-30
at Arkansas.....	19-16
GAMES DECIDED BY 6-10 PTS:	38-21
at Arkansas.....	23-13
GAMES DECIDED BY 11-19 PTS:	63-17
at Arkansas.....	30-9
GAMES DECIDED BY 20-PLUS PTS:	51-7
at Arkansas.....	23-3
SHOOTING 50 PERCENT OR BETTER:	66-3
at Arkansas.....	28-2
SHOOTING PCT. BETTER THAN OPP:	170-14
at Arkansas.....	81-9
SHOOTING PCT. WORSE THAN OPP:	34-60
at Arkansas.....	14-32
SHOOTING PCT. SAME AS OPP:	1-1
at Arkansas.....	0-0
OUT-SCORING OPP BENCH:	100-14
at Arkansas.....	47-13
OUT-SCORED BY OPP BENCH:	97-50
at Arkansas.....	44-26
BENCH SCORING EVEN:	8-1
at Arkansas.....	4-1

MOST POINTS BY A MUSSELMAN TEAM

NOTE: MISSING SOME RESULTS FROM RAPID CITY (CBA) AND FLORIDA (USBL)			
142	Arkansas	Mississippi Valley State	11/25/20 W, 142-62
138	LA D-Fenders	Erie BayHawks	02/06/12 W, 138-107
135	LA D-Fenders	Stockton Kings	11/28/11 W, 135-103
135	Sacramento	Charlotte Bobcats	02/28/07 W, 135-120
135	Golden State	Orlando Magic	11/16/02 W, 135-92
133	Golden State	at Milwaukee Bucks	03/08/03 L, 133-138 (OT)
132	LA D-Fenders	Rio Grande Valley Vipers	12/05/11 W, 132-126
128	Sacramento	Los Angeles Lakers	12/29/06 L, 128-132 (OT)
128	Golden State	Utah Jazz	04/08/03 W, 128-102
127	LA D-Fenders	Canton Charge	01/30/12 W, 127-87
127	Reno	Idaho Stampede	12/01/10 W, 127-117
126	Reno	Rio Grande Valley Vipers	004/20/11 L, 126-134

PLAYER GAME HIGHS:

MOST POINTS:	
at Nevada:	45 Jordan Caroline at New Mexico 01/07/17
	40 Jordan Caroline at Colorado St 02/06/19
	37 D.J. Fenner vs UNLV 02/08/17
	34 Marqueeze Coleman at Hawai'i 11/16/15
	33 Caleb Martin at Utah 12/29/18
	32 Marcus Marshall at Wyoming 01/14/17
	32 Marcus Marshall at Washington 12/11/16
	32 Tyrone Criswell vs Eastern Washington 03/21/16
	30 4x
at Arkansas:	41 Mason Jones vs Tulsa 12/14/19
	40 Mason Jones vs Auburn 02/04/20
	38 Mason Jones vs Miss State 02/15/20
	37 Mason Jones vs Tennessee 02/26/20
	36 Mason Jones vs LSU 03/04/20
	34 Mason Jones vs South Carolina 01/29/20
	34 Isaiah Joe at Ole Miss 01/11/20
	33 Isaiah Joe vs Texas Southern 11/19/19
	32 Mason Jones vs Rice 11/05/19
	31 Stanley Umude at Georgia 02/02/22
	31 JD Ntaoe at Texas A&M 01/08/22
	30 5x - Last: JD Ntaoe vs Kentucky 02/26/22
Season Opener: 32 Mason Jones vs Rice 11/05/19	
SEC Opener 17 Isaiah Joe & Mason Jones vs TX A&M 01/04/20	
SEC Game: 40 Mason Jones vs Auburn 02/04/20	
SEC Tourney: 28 Moses Moody vs LSU 03/13/20	
NCAA Tourney: 27, Justin Smith vs Colgate 03/19/21	
Bud Walton: 41 Mason Jones vs Tulsa 12/14/19	
Road Game: 34 Isaiah Joe at Ole Miss 01/11/20	
Neutral Site: 28 Moses Moody vs LSU 03/13/20	
Ranked Opp: 40 Mason Jones vs Auburn 02/04/20	
Frosh: 28 (4x) Moses Moody (Bama, USC, TX A&M, LSU)	
Soph: 34 Isaiah Joe at Ole Miss 01/11/20	
Junior: 41 Mason Jones vs Tulsa 12/14/19	
Senior+: 31 (2x) Ntaoe at TX A&M and Umude at Georgia	
MOST FIELD GOALS MADE:	
at Nevada:	17 Jordan Caroline at New Mexico 01/07/17
	13 Cody Martin vs Utah State 02/17/18
	12 Jordan Caroline at UNLV 02/25/17
	12 Cameron Oliver vs Eastern Washington 03/21/16
	12 D.J. Fenner v UNLV 02/08/17
at Arkansas:	14 Jimmy Whitt Jr. vs Vanderbilt 01/15/20
	12 Jalen Graham vs Florida 02/18/23
	12 Ricky Council IV vs Troy 11/28/22
	12 Stanley Umude at Georgia 02/02/22
	12 Mason Jones vs Auburn 02/04/20
	12 Mason Jones vs Tulsa 12/14/19
	12 Mason Jones vs Rice 11/05/19
MOST 3-POINTERS MADE:	
at Nevada:	8 Marcus Marshall at UNLV 02/25/17
	7 6x
at Arkansas:	8 Mason Jones at Texas A&M 03/07/20
	7 Isaiah Joe at Ole Miss 01/11/20
	6 5x - LAST: Stanley Umude at Missouri 02/15/22
MOST FREE THROWS MADE:	
at Nevada:	15 Marcus Marshall vs Boise State 02/22/17
	15 Marqueeze Coleman vs UNLV 01/23/16
	15 Marqueeze Coleman at Hawai'i 11/16/15
	14 Jordan Caroline vs Rhode Island 11/13/17
	14 Marcus Marshall at Wyoming 01/14/17
at Arkansas:	18 Mason Jones vs Miss State 02/15/20
	16 Moses Moody vs Alabama 02/24/21
	15 Mason Jones vs South Carolina 01/29/20
	13 Anthony Black at Auburn 01/07/23
	13 JD Ntaoe vs Kentucky 02/26/22
	12 4x - Last Chris Lykes vs Elon 12/21/21
MOST REBOUNDS:	
at Nevada:	24 Cameron Oliver vs Fresno State 02/1/16
	21 Cameron Oliver at UNLV 02/20/16
	17 Cameron Oliver vs Colorado State 03/04/17
	6x
at Arkansas:	17 Justin Smith vs Oral Roberts 12/20/20
	16 Jaylin Williams vs Tennessee 02/19/22
	16 Connor Vanover vs North Texas 11/28/20
	15 Jaylin Williams vs New Mexico St 03/19/22
	15 Jaylin Williams vs West Virginia 01/29/22
	15 Jimmy Whitt Jr. vs LSU 03/04/20
	14 Makhel Mitchell vs UNGC 12/06/22
	14 Justin Smith vs Oral Roberts 03/27/21
Season Opener: 12 Trevon Brazile vs North Dakota State 11/07/22	
SEC Opener 6 Mason Jones vs Texas A&M 01/04/20	
SEC Game: 16 Jaylin Williams vs Tennessee 02/19/22	
SEC Tourney: 11 Jaylin Williams vs LSU 03/11/22	
NCAA Tourney: 15 Jaylin Williams vs New Mexico St 03/19/22	
Bud Walton: 17 Justin Smith vs Oral Roberts 12/20/20	
Road Game: 13 Jaylin Williams at LSU 01/15/22	
Neutral Site: 15 Jaylin Williams vs New Mexico St 03/19/22	
Ranked Opp: 16 Jaylin Williams vs #16 Tennessee 02/19/22	
Frosh: 10 (6x) last Jordan Walsh at South Carolina 02/04/23	
Soph: 16 (2x) last Jaylin Williams vs Tennessee 02/19/22	
Junior: 12 Mason Jones vs South Carolina 01/29/20	
Senior+: 17 Justin Smith vs Oral Roberts 12/20/20	

MOST OFFENSIVE REBOUNDS:	
at Nevada:	11 AJ West at Pacific 11/21/15
	8 Cameron Oliver vs Fresno State 02/1/16
at Arkansas:	11 Justin Smith vs Oral Roberts 03/27/21
	10 Justin Smith vs Oral Roberts 12/12/20
	6 Au'Diese Toney vs Cincinnati 11/23/21
	6 Justin Smith vs UT Arlington 12/02/20
	6 Reggie Chaney at Missouri 02/08/20
MOST DEFENSIVE REBOUNDS:	
at Nevada:	16 Cameron Oliver vs Fresno State 02/1/16
	14 Cameron Oliver vs Colorado State 03/04/17
	14 Cameron Oliver at Wyoming 01/14/17
	13 Cameron Oliver vs Colorado State 03/11/17
	13 Cameron Oliver at Air Force 02/15/17
at Arkansas:	15 Jaylin Williams vs Tennessee 02/19/22
	15 Jaylin Williams vs West Virginia 01/29/22
	14 Makhel Mitchell vs UNGC 12/06/22
	14 Connor Vanover vs North Texas 11/28/20
	14 Jimmy Whitt Jr. vs LSU 03/04/20
	13 Jaylin Williams vs New Mexico St 03/19/22
	13 Jaylin Williams at LSU 01/15/22
MOST ASSISTS:	
at Nevada:	11 Cody Martin vs BYU 11/06/18
	11 Cody Martin vs Colorado State 02/25/18
	11 Marqueeze Coleman vs Holy Names 11/30/15
	10 Cody Martin vs Little Rock 11/16/18
	10 Cody Martin vs Pacific 11/09/18
	10 Marcus Marshall vs Colorado State 03/04/17
at Arkansas:	11 Jalen Tate vs UCA 12/12/12
	10 Jalen Tate vs Georgia 01/09/21
	9 Mason Jones at Ole Miss 01/11/20
	8 Anthony Black vs Georgia 02/22/23
	8 Anthony Black at Texas A&M 02/15/23
	8 Anthony Black vs Ole Miss 01/21/23
	8 JD Ntaoe vs Kentucky 02/26/22
	8 Davonte Davis vs Charlotte 12/07/21
	8 Jalen Tate at Vanderbilt 01/23/21
	8 Mason Jones vs Vanderbilt 01/15/20
Season Opener: 7 Isaiah Joe vs Rice 11/05/19	
SEC Opener 5 Jalen Harris vs Texas A&M 01/04/20	
SEC Game: 10 Jalen Tate vs Georgia 01/09/21	
SEC Tourney: 6 (2x) LAST Anthony Black vs Auburn 03/09/23	
NCAA Tourney: 6 (2x) LAST JD Ntaoe vs Gonzaga 03/12/22	
Bud Walton: 11 Jalen Tate vs Central Arkansas 12/12/12	
Road Game: 9 Mason Jones at Ole Miss 01/11/20	
Neutral Site: 6 Jalen Tate vs Oral Roberts 03/27/21	
Ranked Opp: 6 (2x) last JD Ntaoe vs Gonzaga 03/12/22	
Frosh: 8 (3x) Anthony Black vs Ole Miss, at TX A&M and vs UGA	
Soph: 8 Davonte Davis vs Charlotte 12/07/21	
Junior: 9 Mason Jones at Ole Miss 01/11/20	
Senior+: 11 Jalen Tate vs Central Arkansas 12/12/12	
MOST STEALS:	
at Nevada:	5 Caleb Martin vs California Baptist 11/19/18
	5 Jordan Caroline at San Diego St 02/12/17
	5 Marqueeze Coleman at New Mexico 12/30/15
	4 17x
at Arkansas:	8 JD Ntaoe vs New Mexico St 03/19/22
	7 JD Ntaoe vs Mercer 11/09/21
	7 JD Ntaoe vs Vanderbilt 01/04/22
	6 Jaylin Williams vs Texas A&M 01/22/22
	5 10x: last Anthony Black at Kentucky 02/07/23
Season Opener: 7 JD Ntaoe vs Mercer 11/09/21	
SEC Opener 3 Mason Jones vs Texas A&M 01/04/20	
SEC Game: 7 JD Ntaoe vs Vanderbilt 01/04/21	
SEC Tourney: 4 JD Ntaoe vs LSU 03/11/22 & Davis vs LSU 03/13/20	
NCAA Tourney: 8 JD Ntaoe vs New Mexico St 03/09/22	
Bud Walton: 7 JD Ntaoe vs Mercer 11/09/21	
Road Game: 5 (2x) last JD Ntaoe at South Carolina	
Neutral Site: 8 JD Ntaoe vs New Mexico St 03/09/22	
Ranked Opp: 4 Desi Sills vs Auburn 02/04/20	
Frosh: 5 (2x) Anthony Black vs Ole Miss 01/21/23 / at UK 02/07/23	
Soph: 6 Jaylin Williams vs Texas A&M 01/22/22	
Junior: 5 (5x) Last Davonte Davis vs Bradley 12/17/22	
Senior+: 8 JD Ntaoe vs New Mexico St 03/09/22	
MOST BLOCKED SHOTS:	
at Nevada:	6 Cameron Oliver vs Morehead State 04/01/16
	5 7x
at Arkansas:	7 Makhel Mitchell vs Texas A&M 01/31/23
	6 Connor Vanover vs North Texas 11/28/20
	5 Makhel Mitchell at Kentucky 02/07/23
	5 Connor Vanover at Oklahoma St. 01/30/21
	5 Connor Vanover vs Ole Miss 01/27/21
	5 Adrio Bailey vs Valpo 12/21/19
	5 Adrio Bailey vs Texas Southern 11/19/19
Season Opener: 3 Connor Vanover vs Miss Valley 11/25/20	
SEC Opener: 3 Jaylin Williams at Mississippi State 12/29/21	
SEC Game: 7 Makhel Mitchell vs Texas A&M 01/31/23	
SEC Tourney: 4 (3x) last Khi Mitchell & A. Black vs TX A&M 03/10/23	
NCAA Tourney: 3 Moses Moody vs Oral Roberts 03/27/21	
Bud Walton: 6 Connor Vanover vs North Texas 11/28/20	
Road Game: 5 (2x) last Makhel Mitchell at Kentucky 02/07/23	
Neutral Site: 5 Adrio Bailey vs Valpo 12/21/19	
Ranked Opp: 4 Jalen Tate vs Alabama 02/24/21	
Frosh: 4 Jaylin Williams vs LSU 02/27/21	
Soph: 6 Connor Vanover vs North Texas 11/28/20	
Junior: 3 (2x) last Ethan Henderson vs LSU 03/13/21	
Senior+: 7 Makhel Mitchell vs Texas A&M 01/31/23	

TEAM GAME HIGHS:

MOST POINTS:				
at Nevada:	119	vs Fresno State 12/09/15	W, 119-70	
	110	vs UMass 11/23/18	W, 110-87	
	108	vs Holy Names 11/30/15	W, 108-57	
	105	at New Mexico 01/07/17	W, 105-104 (OT)	
	104	vs UNLV 02/08/17	W, 104-77	
	103	at Wyoming 01/24/18	L, 103-104 (20T)	
	102	vs Fresno State 01/31/18	W, 102-92	
	101	at UNLV 02/28/18	W, 101-75	
	100	vs Colorado State 01/23/19	W, 100-60	
at Arkansas:	142	vs Mississippi Valley 11/25/20	W, 142-62	
	101	at South Carolina 03/02/21	W, 101-73	
	100	vs Central Arkansas 12/12/12	W, 100-75	
	99	vs San Jose State 12/03/22	W, 99-58	
	99	at Georgia 02/02/22	W, 99-73	
	99	vs Georgia 01/09/21	W, 99-69	
	99	vs LSU 03/04/20	W, 99-90	

MOST FIELD GOALS MADE:				
at Nevada:	40	vs UMass 11/23/18		
	40	vs Fresno State 12/09/15		
	40	vs Holy Names 11/30/15		
	38	vs San Jose State 0/09/19		
	38	vs UNLV 02/08/17		
at Arkansas:	48	vs Mississippi Valley 11/25/20		
	40	at Georgia 02/02/22		
	40	vs Central Arkansas 12/01/21		
	40	vs Central Arkansas 12/12/20		

MOST FIELD GOALS ATTEMPTED:				
at Nevada:	80	at UNLV 02/20/16		
	77	vs Colorado State 02/25/18		
	75	at New Mexico 01/07/17		
	74	3x last vs Wyoming 01/03/18		
at Arkansas:	86	vs Mississippi Valley 11/25/20		
	77	vs Oral Roberts 12/20/20		
	76	at LSU 01/13/21		
	76	vs Central Arkansas 12/12/20		

BEST FIELD GOAL PERCENTAGE:				
at Nevada:	.615 (40-65)	vs UMass 11/23/18		
	.597 (40-67)	vs Fresno State 12/09/15		
	.597 (40-67)	vs Holy Names 11/30/15		
	.593 (32-54)	at Utah State 02/17/18		
	.589 (33-56)	vs Fresno State 01/31/18		
at Arkansas:	.638 (37-58)	vs Georgia 02/21/23		
	.627 (32-51)	at Kentucky 02/07/23		
	.627 (37-59)	vs San Jose State 12/03/22		
	.593 (35-59)	vs Oklahoma 12/12/22		
	.576 (34-59)	vs Florida 02/18/23		
	.571 (36-63)	at Vanderbilt 01/23/21		
	.569 (29-51)	vs Louisville 11/21/22		

MOST 3-POINT FIELD GOALS MADE:				
at Nevada:	17	at Pacific 11/18/17		
	15	vs Pacific 11/09/18		
	15	at Air Force 01/06/18		
	15	at Santa Clara 11/15/17		
	15	at New Mexico 01/07/17		
at Arkansas:	20	vs Mississippi Valley 11/25/20		
	15	at Georgia 02/02/22		
	15	at South Carolina 03/02/21		
	14	at Texas A&M 03/07/20		
	13	vs Gardner-Webb 11/13/21		

MOST 3-POINT FIELD GOALS ATTEMPTED:				
at Nevada:	39	vs South Dakota State 12/15/18		
	37	at Fresno State 01/12/19		
	37	vs San Jose State 02/21/18		
	34	vs San Jose State 01/09/19		
	34	at Pacific 11/18/17		
at Arkansas:	40	vs Mississippi Valley 11/25/20		
	34	vs Lipscomb 12/05/20		
	33	at South Carolina 03/02/21		
	33	vs Southern 12/09/20		
	32	at Texas A&M 03/07/20		

BEST 3-POINT FIELD GOAL PERCENTAGE:				
at Nevada:	.600 (6-10)	vs Morehead State 03/30/16		
	.588 (10-17)	at Fresno State 12/27/17		
	.579 (11-19)	vs Southern Illinois 12/22/17		
	.550 (11/20)	vs Oakland 11/23/16		
at Arkansas:	.667 (6-9)	vs TCU 01/25/20		
	.615 (8-13)	vs San Joes State 12/03/22		
	.571 (12-21)	vs Georgia 01/09/21		
	.550 (11-20)	vs Georgia 02/21/23		
	.536 (15-28)	at Georgia 02/02/22		
	.524 (11-21)	at Missouri 02/15/22		

MOST FREE THROWS MADE:				
at Nevada:	39	vs Morehead State 04/01/16		
	36	vs Rhode Island 11/13/17		
	35	vs Tulsa 11/22/18		
	31	at Wyoming 01/14/17		
at Arkansas:	36	vs LSU 03/04/20		
	29	vs Elon 12/21/21		
	28	vs West Virginia 01/29/22		
	28	at Missouri 02/08/20		

MOST FREE THROWS ATTEMPTED:				
at Nevada:	45	vs Morehead State 04/01/16		
	44	vs Rhode Island 11/13/17		
	43	at Pacific 11/21/15		
	42	vs Tulsa 11/22/18		
at Arkansas:	54	vs LSU 03/04/20		
	43	vs Alabama 02/24/21		
	40	vs South Carolina 01/29/20		
	39	at Missouri 02/08/20		
	36	at Tennessee 02/11/20		

BEST FREE THROW PERCENTAGE:				
at Nevada:	.929 (13-14)	vs Loyola-Chicago 03/22/18		
	.929 (13-14)	at Cal State Fullerton 11/28/15		
	.900 (18-20)	at Pacific 11/18/17		
at Arkansas:	1.000 (11-11)	vs Duke 03/26/22		
	.944 (17-18)	vs Oklahoma 12/11/21		
	.944 (17-18)	at LSU 01/08/20		
	.929 (13-14)	vs Mississippi State 02/02/21		
	.923 (12-13)	at South Carolina 03/02/21		
	.917 (11-12)	vs South Dakota 11/22/19		

MOST REBOUNDS:				
at Nevada:	61	at Pacific 11/21/15		
	60	vs Fresno Pacific 12/09/15		
	57	vs Fresno State 02/13/16		
	53	at UNLV 02/20/16		
	50	vs San Jose State 12/28/16		
at Arkansas:	58	Oral Roberts 12/20/20		
	58	vs Mississippi Valley 11/25/20		
	54	vs Lipscomb 12/05/20		
	47	vs UCGC 12/06/22		
	47	vs Central Arkansas 12/01/21		

MOST OFFENSIVE REBOUNDS:				
at Nevada:	25	at Pacific 11/21/15		
	19	vs Fresno Pacific 12/09/15		
	19	vs Fresno State 02/13/16		
	19	vs Florida 03/21/19		
at Arkansas:	24	vs Oral Roberts 12/20/20		
	21	at Alabama 02/12/22		
	20	at Texas A&M 01/08/22		
	20	vs Mississippi Valley 11/25/20		
	18	vs Cincinnati 11/23/21		
	18	vs Oral Roberts 03/27/21		

MOST DEFENSIVE REBOUNDS:				
at Nevada:	43	vs Fresno State 02/13/16		
	42	vs San Jose State 12/28/16		
	41	vs Fresno Pacific 12/09/15		
	40	vs Little Rock 11/16/18		
at Arkansas:	44	vs Lipscomb 12/05/20		
	39	vs UCGC 12/06/22		
	38	vs Mississippi Valley 11/25/20		
	36	vs LSU 02/27/21		
	36	vs Valparaiso 12/21/19		

MOST ASSISTS:				
at Nevada:	29	vs Holy Names 11/30/15		
	27	at Santa Clara 11/15/17		
	25	vs Illinois State 11/29/17		
	25	at New Mexico 01/07/17		
	24	vs UC Davis 12/19/17		
at Arkansas:	26	vs Georgia 02/21/23		
	26	vs Central Arkansas 12/12/20		
	26	vs Mississippi Valley 11/25/20		
	23	at Georgia 02/02/22		
	23	vs Gardner-Webb 11/13/21		
	22	vs San Jose State 12/03/22		
	22	vs Central Arkansas 12/01/21		
	22	at Vanderbilt 01/23/21		

MOST STEALS:				
at Nevada:	15	vs San Jose State 01/09/19		
	15	vs Utah State 01/02/19		
	13	at New Mexico 12/30/15		
	12	vs New Mexico 01/28/17		
at Arkansas:	16	vs Bradley 12/17/22		
	16	vs Central Arkansas 12/01/21		
	15	vs UNC Asheville 12/21/22		
	15	at Georgia Tech 11/25/19		
	14	vs South Dakota State 11/16/22		
	14	vs Texas A&M 01/22/22		
	14	vs Auburn 02/04/20		
	14	vs Rice 11/05/19		

MOST BLOCKED SHOTS:				
at Nevada:	11	at Oregon State 12/05/15		
	10	at Wyoming 01/20/16		
	10	vs Holy Names 11/30/15		
	9	vs UNLV 03/08/18		
	9	at New Mexico 01/07/17		
at Arkansas:	13	vs Texas A&M 01/31/23		
	11	vs Texas A&M 03/10/23		
	11	vs Alabama 02/24/21		
	10	vs Elon 12/21/21		
	10	vs Texas Southern 11/19/19		

MUSS TEAMS IN THE NCAA/CONFERENCE STATS							
	2015-16	2016-17	2017-18	2018-19	2019-20	2020-21	2021-22
3-pt FG Att	176 / 8	37 / 2	29 / 2	51 / 2	115 / 5	26 / 3	105 / 7
A-Turnover Ratio	232 / 9	13 / 1	2 / 1	15 / 1	140 / 4	103 / 2	110 / 4
Assists/Gm	220 / 9	32 / 1	27 / 2	75 / 3	226 / 10	80 / 4	116 / 7
Blocks/Gm	7 / 1	64 / 3	74 / 2	100 / 2	84 / 9	17 / 4	71 / 8
Def Reb/Gm	19 / 1	31 / 2	92 / 6	31 / 2	287 / 12	33 / 2	52 / 3
Fewest Fouls	342 / 11	105 / 3	253 / 9	184 / 6	322 / 12	329 / 13	323 / 10
Fewest TO	335 / 11	59 / 1	24 / 1	21 / 1	59 / 1	320 / 10	291 / 7
FG Pct	251 / 9	146 / 5	60 / 3	68 / 4	147 / 6	100 / 4	218 / 10
FG Pct Defense	28 / 2	120 / 7	140 / 4	42 / 3	169 / 12	70 / 5	58 / 4
FT Attempts	2 / 1	13 / 1	16 / 2	16 / 1	8 / 2	5 / 1	1 / 1
FT Made	1 / 1	24 / 2	9 / 2	17 / 1	3 / 1	2 / 1	1 / 1
FT Pct	43 / 2	159 / 6	66 / 2	167 / 6	102 / 6	68 / 4	32 / 1
Off Reb/Gm	76 / 2	132 / 3	255 / 7	205 / 6	325 / 14	44 / 8	107 / 11
Fouls/Gm	275 / 8	35 / 1	95 / 1	126 / 3	311 / 11	131 / 3	189 / 6
Reb Margin	4 / 2	72 / 1	232 / 81	97 / 3	342 / 14	56 / 3	89 / 6
Scoring Defense	177 / 5	151 / 6	191 / 6	55 / 1	185 / 9	189 / 8	145 / 9
Scoring Margin	117 / 5	39 / 1	27 / 1	9 / 1	70 / 4	24 / 1	53 / 5
Scoring Offense	113 / 5	37 / 1	18 / 2	28 / 1	56 / 5	11 / 2	50 / 4
Steals/Gm	98 / 3	26 / 8	174 / 6	172 / 4	41 / 1	48 / 4	72 / 8
3 PT FG Defense	59 / 2	18 / 2	28 / 1	113 / 3	1 / 1	174 / 9	125 / 11
3 PT FG/Game	323 / 11	33 / 2	31 / 3	74 / 3	143 / 4	169 / 5	279 / 11
3 PT FG Pct	314 / 11	42 / 1	26 / 2	155 / 6	175 / 5	198 / 7	320 / 11
3 PT FGM	251 / 9	22 / 2	15 / 2	59 / 2	129 / 4	39 / 4	182 / 7
Total Assists	112 / 2	30 / 2	10 / 1	69 / 2	251 / 10	12 / 1	40 / 4
Total Blocks	3 / 1	50 / 3	44 / 1	88 / 2	81 / 7	3 / 2	37 / 5
Total Rebounds	2 / 1	25 / 3	44 / 2	63 / 2	306 / 14	4 / 3	8 / 2
Total Rebs/Gm	18 / 1	41 / 1	171 / 6	72 / 4	322 / 14	18 / 2	50 / 5
Total Steals	40 / 3	208 / 9	85 / 2	157 / 4	34 / 1	5 / 2	25 / 6
Turnover Margin	184 / 5	169 / 7	22 / 2	22 / 1	9 / 1	58 / 2	40 / 4
Turnovers Forced	154 / 5	306 / 10	191 / 6	127 / 3	29 / 1	52 / 7	42 / 5
Turnovers TO/Gm	208 / 7	26 / 2	4 / 1	13 / 1	47 / 1	151 / 3	133 / 4
W-L Pct	93 / 3	17 / 1	17 / 1	1 / 1	89 / 5	17 / 2	36 / 4

3 PT PCT	.667 (12-18)	at Tennessee 03/05/22
	.600 (6-10)	vs Mississippi State 02/11/23
	.591 (13-22)	vs Oklahoma 12/11/21
	.556 (10-18)	at Vanderbilt 01/14/23
	.538 (14-26)	at Kentucky 02/09/21
FT MADE	34	at Missouri 02/08/20
	30	at Missouri 01/18/23
	29	at Vanderbilt 01/14/23
	28	vs Missouri 01/02/21
FT ATTEMPTS	44	at Missouri 02/08/20
	40	at Missouri 01/18/23
	39	vs Missouri 01/02/21
	36	at Vanderbilt 01/14/23
	36	vs Alabama 01/11/23
FT PCT	1.000 (13-13)	at Ole Miss 01/26/22
	1.000 (14-14)	vs Florida 02/16/21
	.962 (25-26)	at Ole Miss 01/11/20
	.950 (19-20)	vs Texas A&M 10/12/22
	.947 (18-19)	vs LSU 03/02/22
REBOUNDS	60	vs Auburn 02/08/22
	53	at LSU 01/08/20
	52	at Missouri 02/08/20
	51	vs Missouri 01/02/21
OFF REB	24	vs Texas A&M 01/31/23
	24	vs Auburn 02/08/22
	23	at LSU 01/08/20
	22	vs LSU 03/02/22
DEF REB	41	vs Missouri 01/02/21
	37	at Georgia Tech 11/25/19
	36	vs Auburn 02/08/22
	35	vs Kentucky 01/18/20
ASSISTS	18	at Tennessee 02/28/23
	18	vs Texas A&M 03/12/22
	18	vs Oklahoma 12/11/21
	18	at Kentucky 02/09/21
	18	at Alabama 01/16/21
	17	9x LAST vs Creighton 11/22/22
STEALS	13	at Missouri 01/18/23
	12	vs Auburn 03/09/23
	12	at Mississippi State 12/29/21
	12	at Alabama 01/16/21
	11	2x - LAST at Tennessee 02/28/23
BLOCKS	9	at Texas A&M 01/08/22
	9	vs Auburn 01/20/21
	9	at Tennessee 01/06/21
	7	3x - LAST: at Auburn 01/07/23
TURNOVERS	30	vs Fordham 11/11/22
	27	vs Bradley 12/17/22
	27	vs Rice 11/05/19
	26	vs Mississippi State 02/02/21
FOULS	35	vs LSU 03/04/20
	33	vs South Carolina 01/29/20
	32	vs Alabama 02/24/21
	31	at Kentucky 02/07/23

ARK TEAM GAME LOWS (w/Muss):

FEWEST PTS	53	vs New Mexico State 03/19/22
	56	at Texas A&M 02/15/23
	57	at Tennessee 02/28/23
	57	at LSU 12/28/22
	58	vs Tennessee 02/19/22
	59	at Auburn 09/10/23
	59	at Alabama 01/16/21
	59	at Florida 02/18/20
FEWEST FG	14	vs New Mexico State 03/19/22
	15	at Tennessee 02/11/20
	18	at Tennessee 02/28/23
	18	vs UNCG 12/06/22
	18	vs Tennessee 02/19/22
FEWEST FGA	45	vs North Texas 11/12/19
	46	vs Austin Peay 12/03/19
	48	vs Mississippi State 02/11/23
	49	at Tennessee 02/28/23
	49	at Tennessee 02/11/20
	50	3x in 2022-23 - LAST vs Auburn 03/09/23
LOWEST FG%	.275 (14-51)	vs New Mexico State 03/19/22
	.268 (19-71)	vs Missouri 01/02/21
	.305 (18-59)	vs Tennessee 02/19/22
	.306 (15-49)	at Tennessee 02/11/20
	.314 (22-70)	at Alabama 02/12/22
FEWEST 3PT FG	0	vs South Carolina 01/18/22
	1	vs Oral Roberts 03/27/21
	2	vs Florida 02/18/23
	2	vs Alabama 01/11/23
	2	at Auburn 01/07/23
	2	vs San Diego State 11/23/22
	2	vs Fordham 11/11/22
	2	vs Mississippi State 02/02/21
FEWEST 3 FGA	9	at Kentucky 02/07/23
	9	vs Oral Roberts 03/27/21
	9	vs TCU 01/25/20
	10	at Alabama 02/25/23
	10	vs Florida 02/18/23
	10	vs Alabama 01/11/23

LOWEST 3 PT%	.000 (0-11)	vs South Carolina 01/18/22
	.111 (1-9)	vs Oral Roberts 03/27/21
	.125 (2-16)	at Auburn 01/07/23
	.125 (2-16)	vs Fordham 11/11/22
	.118 (2-17)	vs Mississippi State 02/02/21
	.136 (3-22)	vs Kansas State 11/22/21
FEWEST FT	4	at Georgia 02/02/22
	4	at Oklahoma State 01/30/21
	5	at LSU 12/28/22
	6	at Mississippi State 01/22/20
FEWEST FTA	7	at Georgia 02/02/22
	7	at Oklahoma State 01/30/21
	8	at Ole Miss 01/26/22
	8	vs Central Arkansas 12/12/20
LOWEST FT%	.471 (8-17)	vs Southern 12/09/20
	.500 (7-14)	at Texas A&M 02/15/23
	.500 (5-10)	at LSU 12/28/22
	.500 (13-26)	vs Central Arkansas 12/01/21
	.529 (9-17)	vs Ole Miss 01/21/23
	.533 (8-15)	vs South Dakota State 11/16/22
	.533 (8-15)	vs Vanderbilt 01/15/20
FEWEST REBS	23	vs Missouri 02/22/20
	24	vs North Texas 11/12/19
	24	at LSU 01/08/20
	25	vs Duke 03/26/22
	25	at Texas A&M 03/07/20
FEWEST OFF REB	2	vs Missouri 02/22/20
	3	vs New Mexico State 03/19/22
	3	at LSU 01/08/20
	3	at Georgia Tech 11/25/19
	4	3x - LAST: vs Georgia 02/21/23
FEWEST DEF REB	15	at Florida 02/18/20
	17	vs Oklahoma 12/10/22
	17	vs Duke 03/26/22
	18	vs Texas A&M 03/10/23
	18	vs Kentucky 03/04/23
	18	at Tennessee 02/11/20
	18	vs TCU 01/25/20
FEWEST ASSISTS	4	vs Illinois 03/16/23
	4	at Texas A&M 02/15/23
	4	vs Troy 11/28/22
	6	at Alabama 02/25/23
	6	at Tennessee 02/11/20
	7	at LSU 12/28/22
	7	vs Kansas State 11/22/21
	7	vs Missouri 01/02/21
	7	at Alabama 02/01/20
FEWEST STEALS	0	vs Texas Tech 03/21/21
	2	vs New Mexico State 03/19/22
	2	at Tennessee 01/06/21
	3	at Vanderbilt 01/14/23
	4	6x - LAST: at Baylor 01/28/23
FEWEST BLOCKS	0	at Alabama 02/12/22
	1	vs New Mexico State 03/19/22
	1	vs Texas Tech 03/21/21
	1	vs Georgia 01/09/21
	1	vs Northern Kentucky 11/30/19
	1	vs South Carolina 01/29/20
	1	vs Mississippi State 02/15/20
	1	at Florida 02/18/20
FEWEST TO	5	vs New Mexico State 03/19/22
	5	vs Northern Iowa 11/17/21
	5	vs LSU 03/04/20
	6	vs Kentucky 03/04/23
	6	at Florida 02/22/22
	6	vs Mississippi State 02/05/22
	6	at Kentucky 02/09/21
	6	at Georgia 02/29/20
FOULS	6	vs Mercer 11/09/21
	10	vs Southern 12/09/20
	12	vs Florida 02/18/23
	12	vs Oklahoma 12/10/22
	12	vs Mississippi Valley 11/25/20

OPP GAME LOWS (w/Muss at ARK):

FEWEST PTS	40	vs LSU 01/24/23
	43	vs Missouri 01/12/22
	43	vs Rice 11/05/19
	43	vs North Texas 11/12/19
	44	vs Southern 12/09/20
FEWEST FG	14	vs LSU 01/24/23
	14	vs Missouri 01/12/22
	15	vs Mississippi State 02/02/21
	15	vs Lipscomb 12/05/20
	16	vs Tennessee 02/19/22
	16	vs Rice 11/05/19
FEWEST FGA	44	vs Louisville 11/21/22
	45	vs Bradley 12/17/22
	45	vs Fordham 11/11/22
	45	vs Texas A&M 01/04/20
	46	at Florida 02/18/20
LOWEST FG%	.254 (15-59)	vs Lipscomb 12/05/20
	.259 (14-54)	vs LSU 01/24/23
	.271 (16-59)	vs Tennessee 02/19/22
	.286 (18-63)	vs Southern 12/09/20
	.286 (16-56)	vs Rice 11/05/19
	.292 (14-48)	vs Missouri 01/12/22

FEWEST 3PT FG	1	vs Texas A&M 03/10/23
	1	vs LSU 01/24/23
	1	vs Ole Miss 01/27/21
	1	vs Southern 12/09/20
	2	9x - LAST: vs UNC Asheville 12/21/22
FEWEST 3 FGA	7	vs Mississippi State 02/15/20
	9	vs LSU 01/24/23
	10	vs Texas A&M 03/10/23
	10	vs Duke 03/26/22
	11	vs Texas Southern 11/19/19
LOWEST 3 PT%	.063 (1-16)	vs Ole Miss 01/27/21
	.077 (1-13)	vs Southern 12/09/20
	.080 (2-25)	vs Rice 11/05/19
	.100 (1-10)	vs Texas A&M 03/10/23
	.111 (1-9)	vs LSU 01/24/23
	.111 (2-18)	vs San Diego State 11/23/22
	.118 (2-17)	vs North Texas 11/12/19
	.125 (2-16)	vs Missouri 01/12/22
	.125 (2-16)	vs Montana 11/16/19
FEWEST FT	3	vs Alabama 02/24/21
	3	vs Mississippi Valley 11/25/20
	5	vs Elon 12/21/21
	6	vs Ole Miss 01/21/23
	6	at LSU 12/28/22
	6	vs San Jose State 12/03/22
	6	vs New Mexico State 03/19/22
	6	vs LSU 02/27/21
FEWEST FTA	3	vs Alabama 02/24/21
	6	vs Mississippi Valley 11/25/20
	9	vs Elon 12/21/21
	9	vs Oklahoma 12/10/22
	10	3x LAST vs New Mexico State 03/19/22
LOWEST FT%	.375 (3-8)	vs Alabama 02/24/21
	.462 (6-13)	vs Ole Miss 01/21/23
	.467 (7-15)	vs Central Arkansas 12/01/21
	.471 (8-17)	vs Auburn 02/08/22
	.500 (6-12)	at LSU 12/28/22
	.500 (9-18)	vs UNC Asheville 12/21/22
	.500 (12-24)	vs South Carolina 01/18/22
	.500 (6-12)	vs LSU 02/27/21
	.500 (9-18)	at Indiana 12/29/19
FEWEST REBS	19	vs Auburn 03/09/23
	21	vs Charlotte 12/01/21
	22	vs Mercer 11/09/21
	23	at Missouri 01/18/23
	23	vs Missouri 01/04/23
	25	vs Florida 02/18/23
FEWEST OFF REBS	4	vs Charlotte 12/01/21
	4	vs Mercer 11/09/21
	4	vs Mississippi State 02/15/20
	4	vs Vanderbilt 01/15/20
	5	7x - LAST: vs New Mexico State 03/19/22
FEWEST DEF REBS	13	vs Auburn 03/09/23
	14	vs Missouri 01/04/23
	16	at Missouri 01/18/23
	17	vs Florida 02/18/23
	17	vs Charlotte 12/01/21
	18	3x LAST - vs San Jose State 12/03/22
FEWEST ASSISTS	4	vs Louisville 11/21/22
	5	at Baylor 01/28/23
	5	vs Southern 12/09/20
	6	vs Georgia 02/21/23
	6	vs LSU 01/24/23
	6	vs Florida 02/16/21
	6	at Ole Miss 01/11/20
	6	at Missouri 02/08/20
FEWEST STEALS	0	vs Vanderbilt 01/15/20
	1	vs Vermont 03/19/22
	1	vs Cincinnati 11/23/21
	1	at Kentucky 02/09/21
	1	at LSU 01/08/20
	2	3x: LAST vs Mississippi State 02/05/22
FEWEST BLKS	0	vs Fordham 11/11/22
	0	vs Hofstra 12/18/21
	0	vs Georgia 01/09/21
	0	Southern 12/09/20
	0	vs North Texas 11/12/19
	0	vs Austin Peay 12/03/19
	1	15x LAST: vs Georgia 02/21/23
FEWEST TO	5	at Tennessee 01/06/21
	6	vs Vermont 03/19/22
	7	vs Lipscomb 12/05/20
	8	at Baylor 01/28/23
	8	at Auburn 01/07/23
	8	vs LSU 02/27/21
FEWEST FOULS	12	at Tennessee 01/06/21
	12	vs Central Arkansas 12/12/20
	14	6x - LAST: at Georgia 02/02/22

IN HIS FIRST SEVEN YEARS AS A COLLEGIATE HEAD COACH

- » Twice led the NCAA in Free Throws Made (2016 and 2022).
- » Led the NCAA in Free Throw Attempts (2022)
- » Led the NCAA in 3-pt FG Pct Defense (2020)
- » Ranked 1st (4x) or 2nd (3x) seven times in the league in FT Made
- » Ranked 1st (5x) or 2nd (2x) seven times in the league in FT Attempts
- » 7x - Ranked among NCAA top 25 in FT Made AND FT Attempts
- » 4x - Led the league in Scoring Margin (2017, '18, '19, '21)
- » 4x - Led the league in Fewest Turnovers (2017, '18, '19, '20)
- » 3x - Led the league in Overall W-L Percentage (2017, '18, '19)
- » 3x - Led the league in Assist-To-TO Ratio (2017, '18, '19)
- » 3x - In NCAA top 20 in 3PTFG% Defense (2017, '18, '20)

OTHER TEAM HIGHLIGHTS

- » 2nd in the NCAA in Assist-To-TO Ratio (2018)
- » 2nd in the NCAA in Total Rebounds (2016)
- » 2nd in the NCAA in Free Throws Made (2021)
- » 3rd in the NCAA in Total Blocked Shots (2016)
- » 4th in the NCAA in Rebound Margin (2016)
- » 4th in the NCAA in Fewest TO Per Gm (2018)
- » 7th in the NCAA in Blocks Per Game (2016)
- » 8th in the NCAA in Total Rebounds (2022)
- » 9th in the NCAA in Scoring Margin (2019)
- » 9th in the NCAA in Turnover Margin (2020)
- » 10th in the NCAA in Total Assists (2018)

PLAYER HIGHLIGHTS

- » 10 Players in the NBA in 8 yrs as college coach
- » 4x - Players led his league in 3-PT FG Made AND 3-PT FG Attempts
- » 3x - Player led his league in points scored
- » 4 All-Americans
(Caleb Martin 2x, Mason Jones, Moses Moody, JD Notae)
- » 21 All-Conference Honors
- » 7 All-Defensive Team Honors
- » 3 Conference Newcomers of the Year
- » 2 Conference Players of the Year
- » 2 Conference Freshman of the Year
- » 1 Conference Defensive Player of the Year

MUSSELMAN MILESTONE WINS

OVERALL

1	11/13/15	vs Coastal Carolina (Honolulu, Hawaii)	73-56
100	01/24/19	Colorado State (Reno, Nev.)	100-60
200	02/07/23	at Kentucky (Lexington, Ky.)	88-73

AT ARKANSAS

1	11/05/19	Rice (Fayetteville, Ark.)	91-43
50	11/23/21	vs Cincinnati (Kansas City, Mo.)	73-67

MUSSELMAN PLAYERS OF NOTE

CODY MARTIN

NEVADA

- Charlotte Hornets (Free Agent) • 2019-pres.
- 2x All-Mountain West (2018 and 2019)

CALEB MARTIN

NEVADA

- Hornets (2019 2nd Rd / 36th pick) • Heat 2021-pres.
- 2x First Team All-America (2018 and 2019)

JORDAN CAROLINE

NEVADA

- 3x First Team All-Mountain West (2018 and 2019)

CAM OLIVER

NEVADA

- Rockets (2021 Free Agent)
- Led Australian NBL in rebounding in 2020

JALEN HARRIS

NEVADA

- Toronto Raptors (2nd Rd / 59th pick) • 2020

ISAIAH JOE

ARKANSAS

- 76ers (2nd Rd • 49th pick) 2020-22; Thunder 2022-pres.

MASON JONES

ARKANSAS

- Rockets & 76ers (2021 Free Agent) • G League 2022-pres
- 2020 All-American & 2020 SEC Player of the Year

MOSES MOODY

ARKANSAS

- Golden State Warriors (1st Rd • 14th pick) • 2021
- 1st "one-and-done" in Arkansas history
- 2021 All-American & 2021 SEC Freshman of the Year

JD NOTAE

ARKANSAS

- 2021 Bleacher Report's National & SEC 6th Man of the Year
- 2022 All-American and consensus 1st team All-SEC

STANLEY UMUDE

ARKANSAS

- Detroit Pistons (2023 free agent)

JAYLIN WILLIAMS

ARKANSAS

- OKC Thunder (2nd Rd • 34th pick)
- 1st team All-SEC / Defensive All-SEC

BEST WINNING PERCENTAGE

active NCAA Division I head coaches
(min 5 yrs • Division I wins - Thru Mar. 12)

1	Mark Few, Gonzaga	687-134	.837	24 yrs
2	Bill Self, Kansas	787-237	.769	30 yrs
3	Brian Dutcher, San Diego St.	148-46	.763	6 yrs
4	John Calipari, Kentucky	790-251	.759	31 yrs
5	Chris Jans, Mississippi State	164-57	.742	7 yrs
6	ERIC MUSSELMAN, ARKANSAS	205-75	.732	8 yrs
7	Thad Matta, Butler	453-172	.725	18 yrs
8	Tony Bennett, Virginia	410-158	.722	17 yrs
9	Darian DeVries, Drake	122-48	.718	5 yrs
10	Bob Richley, Furman	139-55	.716	7 yrs



MUSSELMAN RECORD • POINTS SCORED

Scoring Below 50 Points:	0-0
- At Arkansas	0-0
Home:	0-0
Away:	0-0
Neutral:	0-0
Scoring 50-59 Points:	1-13
- At Arkansas:	1-5
Home:	0-1
Away:	0-10
Neutral:	1-2
Scoring 60-69 Points:	24-24
- At Arkansas	16-13
Home:	14-6
Away:	6-11
Neutral:	4-7
Scoring 70-79 Points:	74-25
- At Arkansas	36-14
Home:	41-6
Away:	15-14
Neutral:	18-5
Scoring 80-89 Points:	67-8
- At Arkansas	25-6
Home:	39-0
Away:	17-5
Neutral:	11-3
Scoring 90-99 Points:	27-1
- At Arkansas	12-0
Home:	17-0
Away:	9-1
Neutral:	1-0
Scoring 100 or More Points:	11-1
- At Arkansas	3-0
Home:	7-0
Away:	3-1
Neutral:	1-0

MUSSELMAN RECORD • POINTS ALLOWED

Opponent Scores Below 50 Points:	12-0
- At Arkansas	10-0
Home:	10-0
Away:	1-0
Neutral:	1-0
Opponent Scores 50-59 Points:	39-1
- At Arkansas	21-0
Home:	27-1
Away:	9-0
Neutral:	3-0
Opponent Scores 60-69 Points:	76-11
- At Arkansas	32-5
Home:	46-0
Away:	13-6
Neutral:	17-5
Opponent Scores 70-79 Points:	58-26
- At Arkansas	26-16
Home:	29-7
Away:	17-15
Neutral:	12-4
Opponent Scores 80-89 Points:	18-24
- At Arkansas	5-14
Home:	7-5
Away:	8-14
Neutral:	3-5
Opponent Scores 90-99 Points:	2-8
- At Arkansas	1-5
Home:	2-2
Away:	0-4
Neutral:	0-2
Opponent Scores 100 or More Points:	1-2
- At Arkansas	0-0
Home:	0-0
Away:	1-2
Neutral:	0-0

0 ANTHONY BLACK

G | Fr. | 6-7 | 198 | Duncanville, Texas | Duncanville HS

@AnthonyBlack24_

@xanthonyblack

Including 2022-23, has **FOUR** years of collegiate eligibility
Major: TBA (Arts & Sciences)
Born on Jan. 20, 2004 in Las Colinas, Texas
The son of Terry and Jennifer Black



• Was listed as the #1 high school point guard in the nation by 247Sports ... Member of gold-medal-winning **USA Basketball Men's U18 National Team** for the 2022 FIBA Americas U18 Championship (Tijuana, Mexico) and member of **USA Basketball's 2022 USA Nike Hoop Summit Team** ... Played in the McDonald's All-American and Iverson Classic games.

- **ALL-SEC 2nd Team (coaches) and SEC ALL-FRESHMAN TEAM**
- **KYLE MACY NATIONAL FRESHMAN OF THE YEAR FINALIST**
- **NABC 2nd Team ALL-DISTRICT 20**

- Named the **CBS Sports/USBWA National Freshman of the Week (Nov. 22)** for his early-season play through Louisville at Maui
- Named **SEC co-Freshman of the Week (Nov. 28)** for his play at Maui

• **THE ONLY PLAYER IN THE SEC TOP 25 IN SCORING • REBOUNDING • ASSISTS • STEALS • BLOCKED SHOTS**
3rd in steals (2.0) • 4th in assists (4.0) • 21st in scoring (12.6) • 23rd in rebs (5.1) • 21st in blks (0.6)

• **LEADS THE SEC IN MINUTES: (34:48)** ... Has played all 40 minutes in regulation **3x** and all 20 minutes of a half **19x**.

• His 69 steals and 1,216 minutes played are both tops by an Arkansas freshman for a season

2022-23 HIGHLIGHTS:

- Named to the 5-man Maui Jim **MAUI INVITATIONAL ALL-TOURNAMENT TEAM** as well as being named **SEC co-FRESHMAN OF THE WEEK**... Led all scorers (22.3 ppg) at Maui ... **Versus Louisville, scored a career-high 26 points** (9-of-11 FG; 3-5 3PT and 5-of-5 FT) with a **season-high six assists** ... **Versus Creighton, matched his career-high with 26 points** (10-of-18 FG; 1-3 3PT and 5-of-6 FT) with six assists and leading the team with six rebounds ... Added 15 points **versus San Diego State**, making **career highs in FT (9) and FTA (10)**.
- TROY: Played all 40 minutes and recorded a season-high 8 rebounds, while scoring 14 points.
- BRADLEY: Attempted a season-high 11 free throws (making seven) and led the team in assists (4) and blocked shots (2).
- @ LSU: Played all 40 minutes and stuffed the stat sheet with seven points, eight rebounds and four assists with just two turnovers.
- @ AUBURN: Scored a game-high 23 points, going 13-of-16 at the free throw line ... **The 13 FT made is 2nd-most by an SEC player in a game this season** and 16 attempts is second-most ... Added seven rebounds and four assists.
- @ MISSOURI: Nearly recorded a triple-double with 15 points, eight rebounds and a then career-high seven assists ... Added two steals and a blocked shot ... **Eight rebounds tied his career high**.
- OLE MISS: Led Arkansas with 17 points and posted **career highs in assists (8) and steals (5)** ... Scored 11 of the 17 and had four of his five steals in the second half as Arkansas grabbed a 21-point lead.
- LSU: **Tied his career high making 3 3-pointers** (3-of-5) to score 14 points with seven rebounds, three assists and three steals.
- @ BAYLOR: Despite an early knee injury, gutted out a 7-point, 6-rebound, 3-assist performance.
- TEXAS A&M: Had 11 points and **seven assists** with two steals
- @ SOUTH CAROLINA: **Scored five of Arkansas' final seven points** in the 2-point win with a crucial defensive board leading to two free throws to go up one (60-59) with 2:43 left, a layup to go up one (64-63), a defensive rebound with 32 seconds left, a defensive rebound with two seconds left that led to a free throw and 65-63 win.
- @ KENTUCKY: Scored 19 points - including 12 in the second half - with five assists and a **career-high tying five steals** ... Had three dunks, including a highlight reel alley-oop in the first half and back-to-back dunks off back-to-back steals on UK's first and second possessions of the second half.
- MISS STATE: Scored a game-high 23 points with five rebounds, five assists and three steals ... Snapped a 4-game, 0-for streak from 3-point range (0-for-7) by going 2-of-5 from deep.
- @ TEXAS A&M: **Tied his career high with eight assists** (just 3 TO) ... Added nine points.
- @ GEORGIA: **For the third time, tied his career high with eight assists** (with ZERO TO) ... Added 10 points (5-of-7) with four rebounds and two steals.
- @ TENNESSEE: Led Arkansas with 13 points (6-of-9 FG, 1-2 3PT) and added five rebounds.
- KENTUCKY: Led Arkansas with 8 rebounds - tying his career high for a fourth time this season - adding 14 points and four assists,
- vs AUBURN (SEC): Led Arkansas with 19 points (6-of-10 FG; 7-9 FT) with six rebounds and six assists ... Added two steals.
- vs TEXAS A&M (SEC): Had a **career-high four blocked shots**.
- vs KANSAS (NCAA): Only scored four points, but played 37:13 with an injury left ankle ... Primarily guarded Grady Dick and held him to 7 points (3-of-9 FG; 1-of-3 3PT) ... Inside the final 9:30 (with Arkansas down 2, blocked a Dick 3PT attempt, dished out an assist to give Arkansas its first lead (52-51) since leading 2-0, and had a defensive rebound.

ANTHONY BLACK 2022-23 GAME STATS

Opponent	Date	GS	Min	FG	FGA	Pct	3FG	3A	Pct	FT	FTA	Pct	O	D	Tot	Avg	PF	FO	A	TO	Blk	Stl	Pts	Avg	
NORTH DAKOTA ST.	11/07/22	*	30	1	7	.143	0	0	.000	1	2	.500	0	7	7	7.0	3	0	3	2	1	3	3	3.0	
FORDHAM	11/11/22	*	24	3	8	.375	1	6	.167	3	4	.750	2	4	6	6.5	2	0	0	4	1	2	10	6.5	
SOUTH DAKOTA ST.	11/16/22	*	30	2	3	.667	1	2	.500	0	0	.000	1	4	5	6.0	1	0	5	2	0	4	5	6.0	
vs Louisville	11/21/22	*	35	9	11	.818	3	5	.600	5	5	1.000	1	2	3	5.3	3	0	6	4	0	2	26	11.0	
vs Creighton	11/22/22	*	38	10	18	.556	1	3	.333	5	7	.714	3	3	6	5.4	3	0	6	3	0	2	26	14.0	
vs San Diego St.	11/23/22	*	39	3	11	.273	0	2	.000	9	10	.900	1	4	5	5.3	2	0	1	4	0	1	15	14.1	
TROY	11/28/22	*	40	5	8	.625	2	4	.500	2	4	.500	1	7	8	5.7	1	0	3	3	1	2	14	14.1	
SAN JOSE ST.	12/03/22	*	32	3	5	.600	1	1	1.000	1	1	1.000	1	3	4	5.5	2	0	6	2	0	0	8	13.4	
UNC GREENSBORO	12/06/22	*	33	4	8	.500	2	4	.500	1	3	.333	1	4	5	5.4	3	0	2	1	1	0	11	13.1	
vs Oklahoma	12/10/22	*	35	4	4	1.000	0	0	.000	0	0	.000	1	3	4	5.3	1	0	5	5	1	2	8	12.6	
vs Bradley	12/17/22	*	38	4	7	.571	0	1	.000	7	11	.636	1	2	3	5.1	1	0	4	2	2	2	15	12.8	
UNC ASHEVILLE	12/21/22	*	25	2	7	.286	2	5	.400	4	6	.667	0	3	3	4.9	3	0	3	2	0	2	10	12.6	
at LSU	12/28/22	*	40	3	8	.375	0	3	.000	1	2	.500	4	4	8	5.2	1	0	4	2	0	1	7	12.2	
MISSOURI	01/04/23	*	40	2	7	.286	1	4	.250	1	2	.500	0	2	2	4.9	1	0	5	4	1	1	6	11.7	
at Auburn	01/07/23	*	30	5	11	.455	0	3	.000	13	16	.813	3	4	7	5.1	4	0	4	4	1	1	23	12.5	
ALABAMA	01/11/23	*	33	2	12	.167	0	3	.000	1	5	.200	2	3	5	5.1	5	1	1	4	0	1	5	12.0	
at Vanderbilt	01/14/23	*	39	7	15	.467	2	4	.500	2	4	.500	2	4	6	5.1	3	0	3	4	1	0	18	12.4	
at Missouri	01/18/23	*	39	4	9	.444	1	3	.333	6	6	1.000	2	6	8	5.3	3	0	7	5	1	2	15	12.5	
OLE MISS	01/21/23	*	37	7	17	.412	0	1	.000	3	6	.500	1	2	3	5.2	3	0	8	2	0	5	17	12.7	
LSU	01/24/23	*	37	3	9	.333	3	5	.600	5	6	.833	2	5	7	5.3	3	0	3	3	0	3	14	12.8	
at Baylor	01/28/23	*	36	3	7	.429	0	2	.000	1	1	1.000	1	5	6	5.3	0	0	3	2	0	1	7	12.5	
TEXAS A&M	01/31/23	*	38	2	4	.500	0	1	.000	7	9	.778	1	4	5	5.3	3	0	7	4	0	2	11	12.5	
at South Carolina	02/04/23	*	40	4	10	.400	0	1	.000	5	7	.714	1	5	6	5.3	3	0	4	2	2	1	13	12.5	
at Kentucky	02/07/23	*	38	8	15	.533	0	3	.000	3	4	.750	0	4	4	5.3	3	0	5	6	1	5	19	12.8	
MISSISSIPPI ST.	02/11/23	*	39	8	13	.615	2	5	.400	5	6	.833	1	4	5	5.2	3	0	5	4	1	3	23	13.2	
at Texas A&M	02/15/23	*	38	3	8	.375	1	2	.500	2	3	.667	0	3	3	5.2	4	0	8	3	0	2	9	13.0	
FLORIDA	02/18/23	*	35	3	6	.500	1	1	1.000	7	8	.875	0	5	5	5.1	1	0	3	4	0	3	14	13.0	
GEORGIA	02/21/23	*	31	5	7	.714	0	1	.000	0	2	.000	0	4	4	5.1	2	0	8	0	0	2	10	12.9	
at Alabama	02/25/23	*	16	2	7	.286	0	1	.000	3	4	.750	1	1	2	5.0	5	1	2	3	0	3	7	12.7	
at Tennessee	02/28/23	*	34	6	9	.667	1	2	.500	0	2	.000	3	2	5	5.0	1	0	1	6	0	2	13	12.7	
KENTUCKY	03/04/23	*	34	3	10	.300	1	3	.333	7	12	.583	2	6	8	5.1	3	0	4	1	1	1	14	12.8	
vs Auburn (SEC)	03/09/23	*	37	6	10	.600	0	2	.000	7	9	.778	3	3	6	5.1	4	0	6	5	0	2	19	13.0	
vs Texas A&M (SEC)	03/10/23	*	35	3	8	.375	1	4	.250	2	4	.500	1	3	4	5.1	4	0	2	2	4	2	9	12.8	
vs Illinois (NCAA)	03/16/23	*	34	4	12	.333	0	1	.000	4	6	.667	0	6	6	5.1	3	0	1	2	1	3	12	12.8	
vs Kansas (NCAA)	03/18/23	*	37	1	6	.167	0	2	.000	2	2	1.000	0	4	4	5.1	4	0	2	1	1	1	4	12.6	
Totals			35	1216	144	317	.454	27	90	.300	125	179	.698	43	135	178	5.1	91	2	140	107	22	69	440	12.6

ANTHONY BLACK CAREER STATISTICS

Year	GP	GS	Min	Avg	FG	FGA	Pct	3FG	3FGA	Pct	FT	FTA	Pct	Off	Def	Tot	Avg	PF	FO	Asst	TO	Blk	Stl	Pts	Avg
2022-23	35	35	1216	34.7	144	317	.454	27	90	.300	125	179	.698	43	135	178	5.1	91	2	140	107	22	69	440	12.6



NATIONAL RECRUITING RANKINGS

- #8 on the SI99 All-American list
- 247Sports ★★★★★ #14 nation #1 PG
- ESPN ★★★★★ #15 nation #8 SF
- 247Composite ★★★★★ #17 nation #2 PG
- Rivals ★★★★★ #19 nation #5 SG

- Led ARK in Pts: 7
- Led ARK in Rebs: 2
- Led ARK in Assists: 21
- Led ARK in Steals: 16
- Led ARK in Blocked Shots: 7
- Double-figure Pts: 22
- Double-figure Rebs: 0
- 20-pt gms - 30-pt gms: 4 - 0
- Gms with a 3PT Made: 18
- Gms with 3+ 3PT Made: 2
- Gms with 3+ Assists: 25
- Gms with 3+ Steals: 9
- Gms with 3+ Blks: 1
- Gms with 5+ Rebs: 22

BLACKS' PERSONAL BESTS

- POINTS**
Season: 26 (2x) LAST vs Creighton (11/22/22)
SEC: 23 (2x) LAST vs Miss State (02/11/23)
- FG MADE**
Season: 10 vs Creighton (11/22/22)
SEC: 8 vs Miss State (02/11/23)
- FG ATTEMPTED**
Season: 18 vs Creighton (11/22/22)
SEC: 17 vs Ole Miss (01/21/23)
- 3-POINT FG MADE**
Season: 3 (2x) vs LSU (01/24/23)
SEC: 3 vs LSU (01/24/23)
- 3-PT FG ATTEMPTS**
Season: 6 vs Fordham (11/11/22)
SEC: 5 (2x) LAST vs Miss State (02/11/23)
- FT MADE**
Season: 13 at Auburn (01/07/23)
SEC: 13 at Auburn (01/07/23)
- FT ATTEMPTED**
Season: 16 at Auburn (01/07/23)
SEC: 16 at Auburn (01/07/23)
- REBOUNDS**
Season: 8 (4x) LAST vs Kentucky (03/04/23)
SEC: 8 (3x) LAST vs Kentucky (03/04/23)
- ASSISTS**
Season: 8 (3x) LAST vs Georgia (02/21/23)
SEC: 8 (3x) LAST vs Georgia (02/21/23)
- STEALS**
Season: 5 (2x) LAST at Kentucky (02/07/23)
SEC: 5 (2x) LAST at Kentucky (02/07/23)
- BLOCKED SHOTS**
Season: 4 vs Texas A&M (03/10/23)
SEC: 1 (6x) LAST vs Kentucky (03/04/23)
- MINUTES**
Season: 40:00 (3x) LAST at S. Carolina (02/04/23)
SEC: 40:00 (2x) LAST at S. Carolina (02/04/23)

1 RICKY COUNCIL IV

G | Jr. | 6-6 | 205 | Durham, N.C. | Southern Durham HS / Wichita State

@rickythe4th
@c4_hoops

Including 2022-23, has **THREE** years of collegiate eligibility
Major: Recreation & Sport Management
Born on Aug. 3, 2001 in Durham, N.C.
The son of Rick and Ruth Council – has 2 older brothers, Ricky II & Ricky III



DOUBLE-DOUBLES (3)

SOPHOMORE (at WSU)	(2)
02/02/22 • TULANE	12 pts 15 reb
02/20/22 • HOUSTON	17 Pts 10 reb
JUNIOR (at ARK)	(1)
03/16/22 • vs Illinois (NCAA)	18 pts 10 reb

Was the **2022 American Athletic Conference Sixth Man of the Year** and made the **2021 AAC All-Freshman Team** ... Teammates with former Razorback Trey Wade at Wichita State in 2020-21 and the duo helped the Shockers win the AAC regular-season title and earn an NCAA Tournament berth.

- **ALL-SEC 2nd Team (coaches and AP)**
- **USBWA ALL-DISTRICT VII**
- **NAMED THE TO MIDSEASON USBWA OSCAR ROBERTSON TROPHY WATCH LIST**
- **Scored 20-plus 11x this year (15 in career) ... Scored in double digits in 30 of 35 games this year**
- **IN THE SEC: 3rd in Minutes (34:09) • 2nd in FT Made (165) • 4th in Scoring (16.1) • 10th in FT% (.789)**
 - Has played all 40 minutes in regulation **6x** and all 20 minutes of a half **24x**.
- **SEC PLAYER OF THE WEEK (Dec. 5) ... Averaged 22.0 points (70% FG and 8-8 FT) in wins over Troy & San Jose State**

2022-23 HIGHLIGHTS:

- **FORDHAM:** Led the team in scoring (15 points) ... For the first time in his career, saw action at point guard and responded with a **career-high seven assists**.
- **LOUISVILLE:** Had 15 points while **tying his career high with four steals and making 3 3-pointers**.
- **CREIGHTON:** Scored 24 points, attempting a career-high 19 shots, while playing all 40 minutes.
- **SAN DIEGO STATE:** Played 41:03 in the overtime win ... Scored 18 of his 19 points after halftime, including five of the Hogs' 1 overtime points.
- **SEC PLAYER OF THE WEEK (Dec. 5):** **Versus Troy**, scored a **game-high 27 (also his second-best career effort)** ... Had 19 points in the second half as Arkansas erased a two-pint halftime deficit ... **Scored 11 points in a decisive 17-0 run** (all told, scored 13 in a 19-3 run to end the game) ... Made a career-high 12 field goals ... **Versus San Jose State**, scored 17 points and only missed one shot attempt (5-of-6 FG; 1-1 3 PT, 6-6 FT) ... Up three with 17:27 left, Arkansas went on a 23-7 runs with Council scoring all 10 of his second-half points ... Added three steals.
- **OKLAHOMA:** Scored a game-high 26 points - with three highlight reel dunks - and tied for the team lead with five assists.
- **MISSOURI:** Had a **season-high seven rebounds** and scored a game-high 25 points – **21 in the second half**.
- **@ VANDY:** Scored a game-best 24 points (**tying a career and season-high with 3 3-pointers**) ... Added two steals.
- **LSU:** **Tied his career-high with seven assists**, including five in the first half and two in the second half on alley-oops ... Only had 11 rebounds in his previous five game but grabbed six versus the Tigers.
- **@ BAYLOR:** Scored a game-high 25 points (10-of-17 FG) with 14 in the first half and 11 in the second.
- **TEXAS A&M:** Tied for the team lead with 19 points ... Added six rebounds and four assists and tied for the team lead at +12.
- **@ KENTUCKY:** Led the team with 20 points, making 8-of-10 at the line and sinking two of the team's four 3-pointers ... Added four assists.
- **MISS STATE:** **For the first time this year, led the team in rebounds** with six, tying two others.
- **FLORIDA:** **Tied his season high with seven rebounds**, adding 15 points
- **GEORGIA:** Had 22 points (making 3-of-6 from 3PT) with four assists, two steals and zero turnovers.
- **@ ALABAMA:** Scored 20 points off the bench (5-of-9 FG ... Made 10 free throws and attempted a season-high 14 at the line.
- **KENTUCKY:** Scored 16 points, making 10-of-12 at the free throw line.
- **vs AUBURN (SEC):** **Scored his 1,000th career point on his first basket, a dunk at 12:43** ... Finished with seen points and two steals.
- **vs ILLINOIS (NCAA):** **Recorded his first double-double as a Razorback** with 16 points (making 11-of-12 FT) with 10 rebounds ... The 10 boards was a season high and was the **second time he led Arkansas in rebounding for a game**.
- **vs KANSAS (NCAA):** Scored 21, including 11 of the final 15 ... Made 10-of-11 FT ... Ironically, the one miss led to the win ... With the game tied and 23 seconds left, Council made one free throw then missed the second ... However, the ball was tipped, Council got the loose ball and was fouled again before making both free throws for a three-point lead.

RICKY COUNCIL IV 2022-23 GAME STATS

Opponent	Date	GS	Min	FG	FGA	Pct	3FG	3A	Pct	FT	FTA	Pct	O	D	Tot	Avg	PF	FO	A	TO	Blk	Stl	Pts	Avg	
NORTH DAKOTA ST.	11/07/22	*	36	9	14	.643	1	2	.500	3	6	.500	1	2	3	3.0	1	0	2	1	1	1	22	22.0	
FORDHAM	11/11/22	*	37	5	12	.417	1	3	.333	4	4	1.000	1	3	4	3.5	2	0	7	2	0	2	15	18.5	
SOUTH DAKOTA ST.	11/16/22	*	30	8	12	.667	1	4	.250	2	3	.667	0	2	2	3.0	2	0	2	3	1	1	19	18.7	
vs Louisville	11/21/22	*	35	6	13	.462	3	7	.429	0	0	0.000	1	2	3	3.0	1	0	3	4	0	4	15	17.8	
vs Creighton	11/22/22	*	40	9	19	.474	2	6	.333	4	4	1.000	1	2	3	3.0	3	0	3	1	0	2	24	19.0	
vs San Diego St.	11/23/22	*	41	6	19	.316	0	3	.000	7	11	.636	1	2	3	3.0	3	0	4	3	0	2	19	19.0	
TROY	11/28/22	*	39	12	18	.667	1	4	.250	2	2	1.000	2	1	3	3.0	2	0	0	2	0	1	27	20.1	
SAN JOSE ST.	12/03/22	*	26	5	6	.833	1	1	1.000	6	6	1.000	0	3	3	3.0	1	0	1	3	0	3	17	19.8	
UNC GREENSBORO	12/06/22	*	37	1	7	.143	0	3	.000	6	6	1.000	0	3	3	3.0	3	0	2	3	0	0	8	18.4	
vs Oklahoma	12/10/22	*	40	10	15	.667	1	2	.500	5	7	.714	0	2	2	2.9	1	0	5	1	0	1	26	19.2	
vs Bradley	12/17/22	*	36	4	10	.400	1	3	.333	7	8	.875	0	2	2	2.8	2	0	2	2	0	2	16	18.9	
UNC ASHEVILLE	12/21/22	*	25	5	10	.500	0	1	.000	2	2	1.000	1	1	2	2.8	2	0	2	1	0	1	12	18.3	
at LSU	12/28/22	*	40	5	19	.263	1	5	.200	2	5	.400	4	2	6	3.0	1	0	0	2	0	3	13	17.9	
MISSOURI	01/04/23	*	31	6	15	.400	2	7	.286	11	13	.846	2	5	7	3.3	1	0	1	5	1	0	25	18.4	
at Auburn	01/07/23	*	37	5	15	.333	2	6	.333	2	2	1.000	1	1	2	3.2	1	0	1	3	1	0	14	18.1	
ALABAMA	01/11/23	*	36	4	10	.400	0	2	.000	7	9	.778	0	2	2	3.1	1	0	3	5	0	1	15	17.9	
at Vanderbilt	01/14/23	*	40	8	12	.667	3	6	.500	5	7	.714	3	0	3	3.1	4	0	1	1	0	2	24	18.3	
at Missouri	01/18/23	*	29	4	11	.364	1	4	.250	4	4	1.000	3	0	3	3.1	4	0	1	3	0	3	13	18.0	
OLE MISS	01/21/23	*	19	1	6	.167	0	3	.000	0	0	0.000	0	1	1	3.0	0	0	0	3	0	1	2	17.2	
LSU	01/24/23	*	40	4	13	.308	0	3	.000	2	3	.667	0	6	6	3.2	0	0	7	1	0	1	10	16.8	
at Baylor	01/28/23	*	39	10	17	.588	2	4	.500	3	3	1.000	1	0	1	3.0	2	0	2	1	0	0	25	17.2	
TEXAS A&M	01/31/23	*	39	6	16	.375	1	7	.143	6	8	.750	1	5	6	3.2	3	0	4	4	1	1	19	17.3	
at South Carolina	02/04/23	*	40	4	10	.400	0	3	.000	2	2	1.000	0	3	3	3.2	2	0	3	2	0	0	10	17.0	
at Kentucky	02/07/23	*	35	5	9	.556	2	3	.667	8	10	.800	0	3	3	3.2	2	0	4	1	0	0	20	17.1	
MISSISSIPPI ST.	02/11/23	*	37	1	6	.167	0	2	.000	11	13	.846	2	4	6	3.3	2	0	3	1	1	0	13	16.9	
at Texas A&M	02/15/23	*	36	3	12	.250	0	3	.000	0	1	.000	0	5	5	3.3	1	0	4	2	0	0	6	16.5	
FLORIDA	02/18/23	*	32	6	10	.600	0	1	.000	3	4	.750	0	7	7	3.5	1	0	1	2	0	0	15	16.4	
GEORGIA	02/21/23	*	28	9	16	.563	3	6	.500	1	2	.500	1	2	3	3.5	1	0	4	0	1	2	22	16.6	
at Alabama	02/25/23	*	30	5	9	.556	0	1	.000	10	14	.714	0	1	1	3.4	2	0	0	2	0	2	20	16.8	
at Tennessee	02/28/23	*	19	3	7	.429	2	4	.500	3	6	.500	0	4	4	3.4	3	0	1	3	0	0	11	16.6	
KENTUCKY	03/04/23	*	34	3	11	.273	0	2	.000	10	12	.833	1	3	4	3.4	4	0	1	1	0	0	16	16.5	
vs Auburn (SEC)	03/09/23	*	32	2	7	.286	0	0	.000	3	5	.600	1	1	2	3.4	1	0	0	1	1	2	7	16.3	
vs Texas A&M (SEC)	03/10/23	*	19	1	7	.143	0	3	.000	3	4	.750	0	3	3	3.4	3	0	1	1	0	1	5	15.9	
vs Illinois (NCAA)	03/16/23	*	39	3	9	.333	1	3	.333	11	12	.917	2	8	10	3.6	1	0	0	2	1	1	18	16.0	
vs Kansas (NCAA)	03/18/23	*	40	5	18	.278	1	6	.167	10	11	.909	2	4	6	3.6	0	0	4	1	1	0	21	16.1	
Totals			28	1193	183	420	.436	33	123	.268	165	209	.789	32	95	127	3.6	63	0	79	73	10	40	564	16.1

RICKY COUNCIL IV CAREER STATISTICS

Year	GP	GS	Min	Avg	FG	FGA	Pct	3FG	3FGA	Pct	FT	FTA	Pct	Off	Def	Tot	Avg	PF	FO	Ast	TO	Blk	Stl	Pts	Avg
2020-21 (WSU)	21	1	327	15.6	51	121	.422	12	27	.444	35	55	.636	16	56	72	3.4	18	0	20	23	3	6	149	7.1
2021-22 (WSU)	28	8	744	26.6	110	252	.437	26	85	.306	90	106	.849	36	115	151	5.4	38	2	45	60	14	32	336	12.0
2022-23 (ARK)	35	28	1193	34.1	183	420	.436	33	123	.268	165	209	.789	32	95	127	3.6	63	0	79	73	10	40	564	16.1
CAREER	84	37	2264	27.0	344	793	.434	71	235	.302	290	370	.784	84	266	350	4.2	119	2	144	156	27	78	1049	12.5



- **Led his team in Pts (ARK):** 25 (12)
- **Led his team in Rebs (ARK):** 9 (2)
- **Led his team in Assists (ARK):** 7 (5)
- **Double-figure Pts (ARK):** 51 (29)
- **Double-figure Rebs (ARK):** 3 (1)
- **Double-Doubles (ARK):** 3 (1)
- **20-pt gms (ARK):** 15 (11)
- **30-pt or more gms (ARK):** 1 (0)
- **Gms with a 3PT Made (ARK):** 48 (21)
- **Gms with 3+ 3PT Made (ARK):** 6 (3)
- **Gms with 3+ Assists (ARK):** 21 (13)
- **Gms with 3+ Blks (ARK):** 0 (0)
- **Gms with 3+ Steals (ARK):** 9 (4)
- **Gms with 5+ Rebs (ARK):** 32 (8)

COUNCIL'S PERSONAL BESTS

POINTS	
Season: 27	vs Troy (11/28/22)
Career: 31	vs UCF (01/26/22)
SEC: 25	vs Missouri (01/04/23)

FG MADE	
Season: 12	vs Troy (11/28/22)
Career: 12	vs Troy (11/28/22)
SEC: 8	at Vanderbilt (01/14/23)

FG ATTEMPTED	
Season: 19 (2x)	LAST at LSU (12/28/22)
Career: 19	vs Creighton (11/22/22)
SEC: 19	at LSU (12/28/22)

3-POINT FG MADE	
Season: 3 (3x)	LAST vs Georgia (02/21/23)
Career: 3 (6x)	LAST vs Georgia (02/21/23)
SEC: 3 (2x)	LAST vs Georgia (02/21/23)

3-PT FG ATTEMPTS	
Season: 7 (3x)	LAST vs Texas A&M (01/31/23)
Career: 7 (5x)	LAST vs Texas A&M (01/31/23)
SEC: 7 (2x)	vs Texas A&M (01/31/23)

FT MADE	
Season: 11	vs Missouri (01/04/23)
Career: 16	vs UCF (01/26/22)
SEC: 11	vs Missouri (01/04/23)

FT ATTEMPTED	
Season: 14	at Alabama (02/25/23)
Career: 20	vs UCF (01/26/22)
SEC: 14	at Alabama (02/25/23)

REBOUNDS	
Season: 10	vs Illinois (03/16/23)
Career: 15	vs Tulane (01/12/22)
SEC: 7 (2x)	LAST vs Florida (02/18/23)

ASSISTS	
Season: 7	vs LSU (01/24/23)
Career: 7 (2x)	LAST vs LSU (01/24/23)
SEC: 7	vs LSU (01/24/23)

STEALS	
Season: 4	vs Louisville (11/21/22)
Career: 4 (2x)	LAST vs Louisville (11/21/22)
SEC: 3 (2x)	LAST at Missouri (01/18/23)

BLOCKED SHOTS	
Season: 1 (7x)	LAST vs Georgia (02/21/23)
Career: 2 (2x)	LAST at Tulane (01/29/22)
SEC: 1 (5x)	LAST vs Georgia (02/21/23)

MINUTES	
Season: 41:03	vs San Diego State (11/23/22)
Career: 48:16	Houston (02/20/22)
SEC: 40 (3x)	at South Carolina (02/04/23)

2

TREVON BRAZILE

F | So. (3) | 6-10 | 212 | Springfield, Mo. | Kickapoo HS / Missouri

@trevonbrazile2

@thetrevonbrazile

Including 2022-23, has **THREE** years of collegiate eligibility

Major: Communications

Born on Jan. 7, 2002 in Springfield, Mo.

The son of Phillip Brazile and Melissa Baldwin



DOUBLE-DOUBLES (2)


SOPHOMORE (at ARK)	(2)
11/07/22 • NORTH DAKOTA STATE	21 pts 12 reb
11/16/22 • SOUTH DAKOTA STATE	13 pts 10 reb

Trevon Brazile (*pronounced Trev-In "Brazil"*) played his freshman season (2021-22) at Missouri and has three remaining years of eligibility ... Ranked third in the SEC (47th in the NCAA) in blocked shots (1.92 avg).

- Suffered a season-ending knee (ACL) injury in the first half of the UNC Greensboro game.

2022-23 HIGHLIGHTS:

- NORTH DAKOTA STATE: In the season opener, recorded his **first career double-double** with a then career-high 21 points and a **career-high 12 rebounds** ... Was 7-of-14 FG and made a **career-high 3-of-6 3PT** ... Was also 4-of-5 FT.
- SOUTH DAKOTA STATE: Posted his **second career double-double** with 13 points (5-9 FG • 1-1 3PT • 2-2 FT) and 10 rebounds.
- CREIGHTON: Scored 17 making a career-high seven FG with a season-high three blocked shots.
- SAN DIEGO STATE: **For the first time in his career, led his team in scoring, pumping in 20** with nine rebounds ... For the third time this season, **tied his career high** with three 3's made ... Also played a **career-high 40:05 minutes** ... **Scored 18 of his 20 after halftime**, including 16 in the second half (4-of-7 FG • 3-of-4 3PT • 5-of-6 FT) ... **Tied his career high with two steals, one coming with Arkansas down two with seven seconds left** to set-up the game-tying basket.
- SAN JOSE STATE: For the second time in his career, led his team in scoring with a **career-high 23 points** ... Was 8-of-9 from the field (1-2 3PT) and 6-of-8 FT with five rebounds, two assists and two blocked shots ... Also had career highs in FG made (8) and FT made (6).



- Led his team in Pts (ARK): 2 (2)
- Led his team/ARK in Rebs: 12 (5)
- Led his team/ARK in Blk Shots: 25 (5)
- Double-figure Pts (ARK): 9 (4)
- Double-figure Rebs (ARK): 3 (2)
- 20-pt gms – 30-pt gms: (ARK)..... 3 (2) - 0
- Gms with a 3PT Made (ARK): 15 (5)
- Gms with 3+ 3PT Made (ARK): 3 (3)
- Gms with 3+ Blks (ARK): 6 (1)
- Gms with 5+ Rebs (ARK): 20 (6)

BRAZILE'S PERSONAL BESTS

POINTS

Season: 23	vs San Jose State (12/03/22)
Career: 23	vs San Jose State (12/03/22)
SEC: 11	at LSU (02/26/22)

FG MADE

Season: 8	vs San Jose State (12/03/22)
Career: 8	vs San Jose State (12/03/22)
SEC: 5	at LSU (02/26/22)

FG ATTEMPTED

Season: 14 (3x)	LAST vs San Diego State (11/23/22)
Career: 14 (2x)	LAST vs San Diego St (11/23/22)
SEC: 9	at LSU (02/26/22)

3-POINT FG MADE

Season: 3 (3x)	LAST vs San Diego State (11/23/22)
Career: 3 (3x)	LAST vs San Diego St (11/23/22)
SEC: 1 (7x)	vs Georgia (03/05/22)

3-PT FG ATTEMPTS

Season: 8	vs San Diego State (11/23/22)
Career: 8	vs San Diego State (11/23/22)
SEC: 2	at Georgia (02/02/22)

FT MADE

Season: 6	vs San Jose State (12/03/22)
Career: 6	vs San Jose State (12/03/22)
SEC: 3	vs Tennessee (02/22/22)

FT ATTEMPTED

Season: 8 (2x)	LAST vs San Jose State (12/03/22)
SEC: 8 (2x)	LAST vs San Jose St (12/03/22)
Career: 7	vs Ole Miss (03/09/22)

REBOUNDS

Season: 12	vs North Dakota State (11/07/22)
Career: 12	vs North Dakota State (11/07/22)
SEC: 10	vs Georgia (03/05/22)

ASSISTS

Season: 2	vs San Jose State (12/03/22)
Career: 3	vs Alabama (01/08/22)
SEC: 3	vs Alabama (01/08/22)

STEALS

Season: 2 (2x)	LAST vs Troy (11/28/22)
Career: 2 (5x)	LAST vs Troy (11/28/22)
SEC: 2	vs Texas A&M (01/15/22)

BLOCKED SHOTS

Season: 3	vs Creighton (11/22/22)
Career: 6	vs Illinois (12/22/21)
SEC: 4 (2x)	vs Georgia (03/05/22)

MINUTES

Season: 40:05	vs San Diego State (11/23/22)
Career: 40:05	vs San Diego State (11/23/22)
SEC: 28:23	at LSU (02/26/22)

TREVON BRAZILE 2022-23 GAME STATS

Opponent	Date	GS	Min	FG	FGA	Pct	3FG	3A	Pct	FT	FTA	Pct	O	D	Tot	Avg	PF	FO	A	TO	Blk	Stl	Pts	Avg
NORTH DAKOTA ST.	11/07/22	32	7	14	.500	3	6	.500	4	5	.800	1	11	12	12.0	2	0	1	2	1	0	21	21.0	
FORDHAM	11/11/22	32	3	7	.429	0	2	.000	2	3	.667	4	4	8	10.0	3	0	1	2	1	1	8	14.5	
SOUTH DAKOTA ST.	11/16/22	29	5	9	.556	1	1	1.000	2	2	1.000	2	8	10	10.0	3	0	2	4	2	1	13	14.0	
vs Louisville	11/21/22	14	0	2	.000	0	2	.000	1	2	.500	0	2	2	8.0	3	0	0	2	0	1	1	10.8	
vs Creighton	11/22/22	32	7	14	.500	3	5	.600	0	1	.000	1	5	6	7.6	5	1	2	1	3	1	17	12.0	
vs San Diego St.	11/23/22	40	6	14	.429	3	8	.375	5	8	.625	0	9	9	7.8	3	0	0	1	0	2	20	13.3	
TROY	11/28/22	25	1	5	.200	0	2	.000	1	2	.500	0	0	0	6.7	2	0	1	5	0	2	3	11.9	
SAN JOSE ST.	12/03/22	30	8	9	.889	1	2	.500	6	8	.750	0	5	5	6.5	2	0	2	2	2	1	23	13.3	
UNC GREENSBORO	12/06/22	9	0	3	.000	0	1	.000	0	0	.000	1	1	2	6.0	0	0	0	1	2	0	0	11.8	
vs Oklahoma	12/10/22	DNP-Inj																						
vs Bradley	12/17/22	DNP-Inj																						
UNC ASHEVILLE	12/21/22	DNP-Inj																						
at LSU	12/28/22	DNP-Inj																						
MISSOURI	01/04/23	DNP-Inj																						
at Auburn	01/07/23	DNP-Inj																						
ALABAMA	01/11/23	DNP-Inj																						
at Vanderbilt	01/14/23	DNP-Inj																						
at Missouri	01/18/23	DNP-Inj																						
OLE MISS	01/21/23	DNP-Inj																						
LSU	01/24/23	DNP-Inj																						
at Baylor	01/28/23	DNP-Inj																						
TEXAS A&M	01/31/23	DNP-Inj																						
at South Carolina	02/04/23	DNP-Inj																						
at Kentucky	02/07/23	DNP-Inj																						
MISSISSIPPI ST.	02/11/23	DNP-Inj																						
at Texas A&M	02/15/23	DNP-Inj																						
FLORIDA	02/18/23	DNP-Inj																						
GEORGIA	02/21/23	DNP-Inj																						
at Alabama	02/25/23	DNP-Inj																						
at Tennessee	02/28/23	DNP-Inj																						
KENTUCKY	03/04/23	DNP-Inj																						
vs Auburn (SEC)	03/09/23	DNP-Inj																						
vs Texas A&M (SEC)	03/10/23	DNP-Inj																						
vs Illinois (NCAA)	03/16/23	DNP-Inj																						
vs Kansas (NCAA)	03/18/23	DNP-Inj																						
Totals		0	243	37	77	.481	11	29	.379	21	31	.677	9	45	54	6.0	23	1	9	20	11	9	106	11.8

TREVON BRAZILE CAREER STATISTICS

Year	GP	GS	Min	Avg	FG	FGA	Pct	3FG	3FGA	Pct	FT	FTA	Pct	Off	Def	Tot	Avg	PF	FO	Asst	TO	Blk	Stl	Pts	Avg
2021-22 (MIZZOU)	24	22	507	21.1	57	105	.543	10	31	.323	27	46	.587	28	92	120	5.0	30	0	18	27	46	10	151	6.3
2022-23 (ARK)	9	0	243	27.0	37	77	.481	11	29	.379	21	31	.677	9	45	54	6.0	23	1	9	20	11	9	106	11.8
CAREER	33	22	750	22.7	94	182	.516	21	60	.350	48	77	.623	37	137	174	5.3	53	1	27	47	57	10	257	7.8

3

NICK SMITH JR.

G | Fr. | 6-5 | 185 | Jacksonville, Ark. | North Little Rock HS

@ntsmith1402

@lif3nick

Including 2022-23, has **FOUR** years of collegiate eligibility
 Major: Recreation & Sport Management
 Born on April 18, 2004 in Jacksonville, Ark.
 The son of Nicholas Sr. and Candace Smith



SMITH'S PRESEASON HONORS

- John R. Wooden Award Preseason Watch List
- Jerry West Award Watch List
- All-American: 2nd team (CBSsports.com) - 3rd team (Sporting News) - 4th team (Blue Ribbon Magazine)
- National Newcomer of the Year (Blue Ribbon Magazine)
- National Freshman of the Year (CBSsports.com)
- Jay Bilas Preseason Freshman All-America Team (ESPN.com)
- #1 on ESPN.com national Impact Newcomer list
- #2 on national Impact Freshmen lists by Andy Katz/NCAA.com and CBSsports.com
- SEC Freshman of the Year: CBSsports.com and Blue Ribbon Magazine
- First Team All-SEC: SEC media - SEC coaches - Blue Ribbon Magazine
- NABC Division I Player of the Year Watch List
- Jersey Mike's Naismith Trophy Men's Player of the Year Preseason Watch List

2022 USA TODAY NATIONAL HIGH SCHOOL BOY'S BASKETBALL PLAYER OF THE YEAR ... Overall top rated high school prospect by 247Sports and consensus top-3 player in the country ... Played in the McDonald's All-American and was co-MVP at the Jordan Brand Classic 27 points (5-of-7 3PT) ... The top rated player to ever sign with Arkansas with Corliss Williamson (ranked #1 or #2 by all the recruiting services).

- Named the CBS Sports/USBWA National Freshman of the Week (Dec. 13) and Dick Vitale's "Diaper Dandy" Star of the Week (Dec. 12)
- TWO TIME SEC FRESHMAN OF THE WEEK (co on Dec. 12 and solo on Feb. 27)

^ In the 2 of the 3 times this year Smith has started two games in the same week, he was tabbed the SEC Freshman of the Week twice.

2022-23 HIGHLIGHTS:

- TROY: After missing the first six games due to injury, saw his first official collegiate action (playing on the condition of minutes restriction) ... Checked in at 14:08 and played six full minutes but did not re-enter the game.
- SAN JOSE STATE: In his first meaningful action (and start), scored 16 points (3-of-5 3PT) with five assists and zero turnovers.
- Named **SEC co-FRESHMAN OF THE WEEK** (12/12) • **CBS/USBWA NATIONAL FRESHMAN OF THE WEEK** • **DICK VITALE "DIAPER DANDY" STAR OF THE WEEK** ... Scored 22 of Arkansas' 65 points (34%) versus UNC GREENSBORO, including 16 in the second half in the come-from-behind win ... Was 9-of-11 at the line and led the team with three assists ... Had a steal and old-fashion 3-point play late in the game to propel the Hogs to the win ... **VERSUS OKLAHOMA**, scored 21 points, including 11 in the second half as Arkansas outscored the Sooners 45-38 ... All 11 of his second-half points came in a 26-15 run as the Hogs went from up five to up 14.
- MISS STATE: After missing 13 games, returned to the lineup and played 17:15 with five points and was +3 in the 6-point loss.
- FLORIDA: Had his first double-digit scoring effort in SEC action ... Finished with 10 points, but scored 8 of the Razorbacks' first 30 ... Added a **career-high two steals** and was +23 (second-best on the team).
- Named **SEC FRESHMAN OF THE WEEK** (2/27) ... Averaged 25 points and 3.5 rebounds versus Georgia and #2 Alabama ... **GEORGIA**: Pumped in a **career-high 26** (9-of-14 FG / **5-of-8 3PT**) ... Had a personal 8-0 run - including back-to-back 3's - to push Arkansas' lead from 77-51 to 85-51 with 4:32 left ... at **ALABAMA**: Led Arkansas with 24 points, adding a **career-high six rebounds** and **tying his career-high with two steals** ... Scored 14 in the second half and led a late charge ... Down 12, scored seven in a 20-10 run - including steal and a dunk with 1:45 left and a 3-pointer with 10 seconds left to make it a 2-point game.
- KENTUCKY: Led team in points (25), assists (6) and steals (4) ... Made a season-high 10 field goals, with three 3's.
- vs AUBURN (SEC): Scored 14 points, **including a jumper with 20 seconds left to give Arkansas a 74-73 lead**.
- vs TEXAS A&M (SEC): Led team in points (16) and assists (4)

NICK SMITH JR. 2022-23 GAME STATS

Opponent	Date	GS	Min	FG	FGA	Pct	3FG	3A	Pct	FT	FTA	Pct	O	D	Tot	Avg	PF	FO	A	TO	Blk	Stl	Pts	Avg	
NORTH DAKOTA ST.	11/07/22	DNP-Inj																							
FORDHAM	11/11/22	DNP-Inj																							
SOUTH DAKOTA ST.	11/16/22	DNP-Inj																							
vs Louisville	11/21/22	DNP-Inj																							
vs Creighton	11/22/22	DNP-Inj																							
vs San Diego St.	11/23/22	DNP-Inj																							
TROY	11/28/22		6	0	2	.000	0	1	.000	0	0	.000	1	0	1	1.0	0	0	0	0	0	0	0	0.0	
SAN JOSE ST.	12/03/22	*	24	6	14	.429	3	5	.600	1	2	.500	0	1	1	1.0	1	0	5	0	0	0	16	8.0	
UNC GREENSBORO	12/06/22	*	39	6	14	.429	1	5	.200	9	11	.818	0	4	4	2.0	1	0	3	2	1	1	22	12.7	
vs Oklahoma	12/10/22	*	30	8	16	.500	1	5	.200	4	4	1.000	0	2	2	2.0	3	0	1	2	0	1	21	14.8	
vs Bradley	12/17/22	*	21	1	8	.125	1	4	.250	2	2	1.000	1	0	1	1.8	1	0	0	2	0	1	5	12.8	
UNC ASHEVILLE	12/21/22	DNP-Inj																							
at LSU	12/28/22	DNP-Inj																							
MISSOURI	01/04/23	DNP-Inj																							
at Auburn	01/07/23	DNP-Inj																							
ALABAMA	01/11/23	DNP-Inj																							
at Vanderbilt	01/14/23	DNP-Inj																							
at Missouri	01/18/23	DNP-Inj																							
OLE MISS	01/21/23	DNP-Inj																							
LSU	01/24/23	DNP-Inj																							
at Baylor	01/28/23	DNP-Inj																							
TEXAS A&M	01/31/23	DNP-Inj																							
at South Carolina	02/04/23	DNP-Inj																							
at Kentucky	02/07/23	DNP-Inj																							
MISSISSIPPI ST.	02/11/23		17	2	7	.286	1	4	.250	0	1	.000	0	1	1	1.7	0	0	1	0	0	0	5	11.5	
at Texas A&M	02/15/23		4	0	1	.000	0	0	.000	0	0	.000	0	0	0	1.4	0	0	0	2	0	0	0	9.9	
FLORIDA	02/18/23	*	32	4	12	.333	0	4	.000	2	2	1.000	0	1	1	1.4	1	0	1	2	0	2	10	9.9	
GEORGIA	02/21/23	*	28	9	14	.643	5	8	.625	3	4	.750	0	1	1	1.3	3	0	2	1	0	0	26	11.7	
at Alabama	02/25/23	*	40	9	23	.391	2	3	.667	4	5	.800	1	5	6	1.8	4	0	1	0	0	2	24	12.9	
at Tennessee	02/28/23	*	29	3	13	.231	1	6	.167	5	6	.833	0	0	0	1.6	2	0	2	2	0	0	12	12.8	
KENTUCKY	03/04/23	*	35	10	23	.435	3	8	.375	2	4	.500	1	2	3	1.8	3	0	6	3	1	4	25	13.8	
vs Auburn (SEC)	03/09/23	*	27	6	12	.500	2	5	.400	0	1	.000	0	3	3	1.8	1	0	2	3	0	2	14	13.8	
vs Texas A&M (SEC)	03/10/23	*	39	6	20	.300	2	6	.333	2	4	.500	0	1	1	1.8	1	0	4	5	0	0	16	14.0	
vs Illinois (NCAA)	03/16/23	*	28	2	10	.200	0	2	.000	2	3	.667	0	0	0	1.7	2	0	0	2	0	1	6	13.5	
vs Kansas (NCAA)	03/18/23	*	17	0	4	.000	0	2	.000	0	0	.000	0	1	1	1.6	2	0	1	0	0	0	0	12.6	
Totals			13	416	72	193	.373	22	68	.324	36	49	.735	4	22	26	1.6	25	0	29	26	2	14	202	12.6

NICK SMITH JR. CAREER STATISTICS

Year	GP	GS	Min	Avg	FG	FGA	Pct	3FG	3FGA	Pct	FT	FTA	Pct	Off	Def	Tot	Avg	PF	FO	Ass	TO	Blk	Stl	Pts	Avg
2022-23	15	12	399	26.6	72	189	.381	22	66	.333	36	49	.735	4	21	25	1.7	23	0	28	26	2	14	202	13.5



NATIONAL RECRUITING RANKINGS

- #2 on the S199 All-American list
- 247Sports ★★★★★ #1 nation #1 CG
- Rivals ★★★★★ #2 nation #1 PG
- ESPN ★★★★★ #3 nation #1 SG
- 247Composite ★★★★★ #3 nation #2 CG

- Led ARK in Pts: 5
- Led ARK in Rebs: 0
- Led ARK in Assists: 3
- Led ARK in Steals: 2
- Double-figure Pts: 10
- Double-figure Rebs: 0
- 20-pt gms - 30-pt gms: 5 - 0
- Gms with a 3PT Made: 11
- Gms with 3+ 3PT Made: 4
- Gms with 3+ Assists: 4
- Gms with 3+ Steals: 1
- Gms with 3+ Blks: 0
- Gms with 5+ Rebs: 1

SMITH'S PERSONAL BESTS

- POINTS**
- Season: 26 vs Georgia (02/21/23)
- SEC: 26 vs Georgia (02/21/23)
- FG MADE**
- Season: 10 vs Kentucky (03/04/23)
- SEC: 10 vs Kentucky (03/04/23)
- FG ATTEMPTED**
- Season: 23 (2x) LAST vs Kentucky (03/04/23)
- SEC: 23 (2x) LAST vs Kentucky (03/04/23)
- 3-POINT FG MADE**
- Season: 5 vs Georgia (02/21/23)
- SEC: 5 vs Georgia (02/21/23)
- 3-PT FG ATTEMPTS**
- Season: 8 (2x) LAST vs Kentucky (03/04/23)
- SEC: 8 (2x) LAST vs Kentucky (03/04/23)
- FT MADE**
- Season: 9 vs UNC Greensboro (12/06/22)
- SEC: 3 vs Georgia (02/21/23)
- FT ATTEMPTED**
- Season: 11 vs UNC Greensboro (12/06/22)
- SEC: 4 vs Georgia (02/21/23)
- REBOUNDS**
- Season: 6 at Alabama (02/25/23)
- SEC: 6 at Alabama (02/25/23)
- ASSISTS**
- Season: 6 vs Kentucky (03/04/23)
- SEC: 6 vs Kentucky (03/04/23)
- STEALS**
- Season: 4 vs Kentucky (03/04/23)
- SEC: 4 vs Kentucky (03/04/23)
- BLOCKED SHOTS**
- Season: 1 (2x) LAST vs Kentucky (03/04/23)
- SEC: 1 vs Kentucky (03/04/23)
- MINUTES**
- Season: 39:38 at Alabama (02/25/23)
- SEC: 39:38 at Alabama (02/25/23)

4

DAVONTE "DEVO" DAVIS

G | Jr. | 6-4 | 185 | Jacksonville, Ark. | Jacksonville HS

@MrDevoBuckets

@devofor3

Including 2022-23, has **THREE** years of collegiate eligibility
Major: Recreation & Sport Management
Born on Sept. 24, 2001, in Jacksonville, Ark.
The son Terrie Davis and grandson of Yvette Davis



DOUBLE-DOUBLES (2)

JUNIOR	(2)
12/06/22 • UNC GREENSBORO	10 pts 10 reb
01/11/23 • ALABAMA	16 pts 10 reb

- **SEC Academic Honor Roll 3x:** First-Year (2020-21), Winter (2021-22) and Winter (2022-23).
- **Department's Honor Roll 4x** (3.0-3.49 GPA): Fall '20, Spring '21, Fall of '21 and Fall '22.
- **THE ONLY CURRENT RAZORBACK PLAY IN EACH OF ARKANSAS' BACK-TO-BACK ELITE 8 RUNS.**

• DEVO HAD A SLOW START vs BEEN IMPRESSIVE LAST 23

GAMES 1-12	(11 gms)	FG	3PT	FT	Reb	A	Stl	PTS
GAMES 13-35	(23 gms)	114-249 (45.8%)	41-108 (37.9%)	27-39 (69.2%)	111 (4.8)	59 (2.6)	32 (1.4)	296 (12.9)

• SEC ALL-DEFENSIVE TEAM

2022-23 HIGHLIGHTS:


- NORTH DAKOTA ST: Scored 18 and was +20
- LOUISVILLE: Played a key role in holding El Ellis to 11 points on 4-of-16 shooting.
- UNC: Recorded his **first career double-double** with 10 points and a **career-high 10 rebounds** (9 defensive) ... Added three steals.
- BRADLEY: Tied his **career high with five steals**, led the team with seven rebounds and dished out three assists.
- @ LSU: Led the Razorbacks with 16 points ... **Played a career-high 39:52**, including 20 minutes in the second half ... Added six rebounds, two assists and two steals.
- MISSOURI: Although he had five turnovers, he tied for the team lead with five assists, adding 10 points, five rebounds and a team-best three steals ... Was +11 while tasked with holding leading scorer D'Moi Hodge to six points (2-of-4 FG, 2-of-4 FT).
- ALABAMA: Posted his **second career double-double with 16 points and career-high tying 10 rebounds** ... Drained a pair of 3 pointers ... In addition to leading the team in points and rebounds, led the team in assists (3) and steals (2) and did not commit a turnover in 38:29 played ... Guarded SEC leading scorer Brandon Miller and held him without a FG attempt in the first half and just 4 for the game.
- @ VANDY: Was 5-of-5 at the free throw line and led the team with four assists (and just two turnovers in 38:45).
- @ MISSOURI: Led the team with 18 points and tied for the team lead with nine rebounds ... **Sank a season-high and SEC career-best three 3's**, only his second career game to make at least three 3's (Made a career-high 4 triples versus Oklahoma last season).
- OLE MISS: For the second-straight game, sank three 3's (3-of-5) and scored 16 points with five rebounds ... Also held Ole Miss leading scorer Matthew Murrell to just three points in 24:04 (his only basket was a fastbreak dunk ... only played 5:47 on second half due to injury).
- LSU: Led team with 16 points, adding seven rebounds, and held LSU's Adam Miller to 3-of-12 shooting (1-of-6 3PT) **all while playing all 40 minutes for the first time in his career.**
- @ BAYLOR: Scored 16 points, making a pair to 3-pointers, while playing a key role in Adam Flagler shooting just 1-of-11 and scoring five points.
- TEXAS A&M: Tied for the team high with a **season-high 19 points** ... **Tied his career high with 4 3's made** (4-of-8).
- @ SOUTH CAROLINA: Scored 15 points ... For the second-straight game, **tied his career high with 4 3's made** (4-of-10).
- @ KENTUCKY: Kept his hot shooting alive, scoring 15 pts, but had a **season-high and tied his SEC career-high with seven assists.**
- MISS STATE: For the first time this year, led the team in rebounds with six, tying two others.
- @ TEXAS A&M: Led the team with 14 points, **tying his career highs for 3's made and attempted (4-of-10)** ... Tied for the team lead with two steals.
- @ ALABAMA: After back-to-back game with four combined points, returned to his scoring ways with 21 points, making 3-of-4 from 3PT with five rebounds ... Hit a 3-point-er and made an old-fashion 3-point play to help spur a late charge.
- @ TENNESSEE: **For the first time in his career, led Arkansas in points (13), rebounds (6), assists (2) and steals (3).**
- vs AUBURN (SEC): Led the team with 10 rebounds (9 defensive) ... With Arkansas up one, got a steal and made two free throws with 12 seconds left for a 3-point lead.
- vs TEXAS A&M (SEC): Tied for the team lead with six rebounds
- vs ILLINOIS (NCAA): Led Arkansas with four steals, adding 16 points and six rebounds.
- vs KANSAS (NCAA): **Led Arkansas ... TOOK OVER more accurately ... with 25 points and eight rebounds** ... Scored 21 in the second half (7-of-9 FG, 1-2 3PT, 6-7 FT) ... Down 12, Davis scored 11 in an 18-5 run to erase the deficit ... Then scored the Hog's next five points

DAVONTE DAVIS 2022-23 GAME STATS

Opponent	Date	GS	Min	FG	FGA	Pct	3FG	3A	Pct	FT	FTA	Pct	O	D	Tot	Avg	PF	FO	A	TO	Blk	Stl	Pts	Avg	
NORTH DAKOTA ST.	11/07/22	*	39	6	14	.429	0	2	.000	6	8	.750	0	6	6	6.0	1	0	5	1	2	18	18.0		
FORDHAM	11/11/22	*	29	3	12	.250	0	3	.000	1	2	.500	0	3	3	4.5	1	0	5	1	0	3	7	12.5	
SOUTH DAKOTA ST.	11/16/22	*	33	5	10	.500	2	5	.400	1	2	.500	0	2	2	3.7	1	0	3	1	0	1	13	12.7	
vs Louisville	11/21/22	*	31	1	4	.250	0	3	.000	0	0	.000	0	0	0	2.8	4	0	5	1	0	0	2	10.0	
vs Creighton	11/22/22	*	39	3	9	.333	1	4	.250	2	2	1.000	0	3	3	2.8	4	0	2	0	0	1	9	9.8	
vs San Diego St.	11/23/22	*	17	1	4	.250	0	2	.000	0	0	.000	1	1	2	2.7	0	0	1	1	0	0	2	8.5	
TROY	11/28/22	DNP																							
SAN JOSE ST.	12/03/22		23	0	2	.000	0	1	.000	0	0	.000	0	1	1	2.4	2	0	3	0	1	0	0	7.3	
UNC GREENSBORO	12/06/22		29	3	13	.231	0	3	.000	4	4	1.000	1	9	10	3.4	4	0	0	3	0	3	10	7.6	
vs Oklahoma	12/10/22		24	1	4	.250	0	0	.000	3	5	.600	1	1	2	3.2	3	0	2	0	0	1	5	7.3	
vs Bradley	12/17/22		30	3	9	.333	1	2	.500	0	0	.000	3	4	7	3.6	0	0	3	1	0	5	7	7.3	
UNC ASHEVILLE	12/21/22	*	28	3	5	.600	1	2	.500	2	2	1.000	1	1	2	3.5	1	0	3	2	0	0	9	7.5	
at LSU	12/28/22	*	40	7	18	.389	2	8	.250	0	0	.000	0	6	6	3.7	1	0	2	1	0	2	16	8.2	
MISSOURI	01/04/23	*	37	5	10	.500	0	2	.000	0	0	.000	1	4	5	3.8	3	0	5	5	0	3	10	8.3	
at Auburn	01/07/23	*	24	1	5	.200	0	2	.000	0	0	.000	0	2	2	3.6	2	0	2	1	0	0	2	7.9	
ALABAMA	01/11/23	*	39	6	17	.353	2	3	.667	2	2	1.000	0	10	10	4.1	2	0	3	0	1	2	16	8.4	
at Vanderbilt	01/14/23	*	39	6	14	.429	0	3	.000	5	5	1.000	1	2	3	4.0	4	0	4	2	0	0	17	8.9	
at Missouri	01/18/23	*	38	7	17	.412	3	7	.429	1	2	.500	2	7	9	4.3	5	1	3	6	0	1	18	9.5	
OLE MISS	01/21/23	*	34	6	11	.545	3	5	.600	1	2	.500	1	4	5	4.3	4	0	4	3	0	1	16	9.8	
LSU	01/24/23	*	40	7	8	.875	2	2	1.000	0	0	.000	0	7	7	4.5	0	0	3	2	0	2	16	10.2	
at Baylor	01/28/23	*	37	6	13	.462	2	7	.286	2	3	.667	1	1	2	4.4	2	0	4	5	0	0	16	10.5	
TEXAS A&M	01/31/23	*	37	7	13	.538	4	8	.500	1	2	.500	0	1	1	4.2	1	0	4	4	0	1	19	10.9	
at South Carolina	02/04/23	*	40	5	12	.417	4	10	.400	1	2	.500	0	4	4	4.2	3	0	2	3	0	2	15	11.0	
at Kentucky	02/07/23	*	39	6	11	.545	1	2	.500	2	3	.667	0	3	3	4.1	2	0	7	3	0	2	15	11.2	
MISSISSIPPI ST.	02/11/23	*	37	2	12	.167	1	5	.200	2	2	1.000	2	4	6	4.2	4	0	2	3	0	2	7	11.0	
at Texas A&M	02/15/23	*	39	5	13	.385	4	10	.400	0	3	.000	0	3	3	4.2	2	0	3	2	0	2	14	11.2	
FLORIDA	02/18/23	*	22	0	1	.000	0	1	.000	0	0	.000	0	1	1	4.0	3	0	1	1	0	2	0	10.7	
GEORGIA	02/21/23	*	29	2	2	1.000	0	0	.000	0	0	.000	0	1	1	3.9	2	0	3	2	0	0	4	10.5	
at Alabama	02/25/23	*	39	8	15	.533	3	4	.750	2	3	.667	1	4	5	4.0	3	0	0	0	0	0	21	10.9	
at Tennessee	02/28/23	*	39	5	12	.417	3	7	.429	0	0	.000	1	5	6	4.0	3	0	2	2	1	3	13	10.9	
KENTUCKY	03/04/23	*	20	3	5	.600	2	3	.667	0	0	.000	0	2	2	4.0	5	2	0	0	0	0	8	10.8	
vs Auburn (SEC)	03/09/23	*	40	2	6	.333	1	4	.250	2	2	1.000	1	9	10	4.2	3	0	3	3	0	1	7	10.7	
vs Texas A&M (SEC)	03/10/23	*	37	2	7	.286	1	5	.200	0	1	.000	2	4	6	4.2	3	0	1	1	0	2	5	10.5	
vs Illinois NCAA	03/16/23	*	30	7	14	.500	2	4	.500	0	0	.000	1	5	6	4.3	4	0	1	4	0	4	16	10.7	
vs Kansas (NCAA)	03/18/23	*	30	9	15	.600	1	4	.250	6	7	.857	2	6	8	4.4	5	1	1	1	0	0	25	11.1	
Totals			30	1128	143	337	.424	46	133	.346	46	64	.719	23	126	149	4.4	87	4	87	69	4	48	378	11.1

DAVONTE DAVIS CAREER STATISTICS

Year	GP	GS	Min	Avg	FG	FGA	Pct	3FG	3FGA	Pct	FT	FTA	Pct	Off	Def	Tot	Avg	PF	FO	Ast	TO	Blk	Stl	Pts	Avg
2020-21	30	17	716	23.9	109	229	.476	2	13	.154	34	45	.756	36	98	134	4.5	70	0	64	48	5	35	254	8.5
2021-22	37	14	1021	27.6	114	266	.429	20	74	.270	58	82	.707	42	96	138	3.7	95	1	102	67	0	35	306	8.3
2022-23	34	30	1128	33.2	143	337	.424	46	133	.346	46	64	.719	23	126	149	4.4	87	4	87	69	4	48	378	11.1
CAREER	101	61	2865	28.4	366	832	.440	68	220	.309	138	191	.723	101	320	421	4.2	252	5	253	184	9	118	938	9.3



- Led the Razorbacks in Pts:.....12
- Led the Razorbacks in Rebs:..... 9
- Led the Razorbacks in Assists:..... 22
- Led the Razorbacks in Steals:.....21
- Double-figure Pts:.....46
- Double-figure Rebs:..... 3
- Double-Doubles:..... 2
- 20-pt gms:..... 4
- Gms with a 3PT FG:..... 33
- Gms with 3+ 3PT FG:..... 9
- Gms with 3+ Assists:..... 39
- Gms with 3+ Steals:.....10
- Gms with 5+ Rebs:.....40

DAVIS' PERSONAL BESTS

POINTS	
Season: 25	vs Kansas (03/18/23)
SEC: 20	vs Georgia (01/09/21)
Career: 26	vs Oklahoma (12/11/21)

FG MADE	
Season: 9	vs Kansas (03/18/23)
Career: 9 (3x)	LAST vs Kansas (03/18/23)
SEC: 9	vs Georgia (01/09/21)

FG ATTEMPTED	
Season: 18	at LSU (12/28/22)
Career: 21	vs Oklahoma (12/11/21)
SEC: 18	at LSU (12/28/22)

3-POINT FG MADE	
Season: 4 (3x)	LAST at Texas A&M (02/15/23)
Career: 4 (4x)	LAST at Texas A&M (02/15/23)
SEC: 4 (3x)	LAST at Texas A&M (02/15/23)

3-PT FG ATTEMPTS	
Season: 10 (2x)	LAST at Texas A&M (02/15/23)
Career: 10 (2x)	LAST at Texas A&M (02/15/23)
SEC: 10 (2x)	LAST at Texas A&M (02/15/23)

FT MADE	
Season: 6 (2x)	LAST vs Kansas (03/18/23)
Career: 9	at Texas A&M (01/08/22)
SEC: 9	at Texas A&M (01/08/22)

FT ATTEMPTED	
Season: 8	vs North Dakota State (11/07/22)
Career: 10	at Texas A&M (01/08/22)
SEC: 10	at Texas A&M (01/08/22)

REBOUNDS	
Season: 10 (3x)	LAST vs Auburn (03/09/23)
Career: 10 (3x)	LAST vs Auburn (03/09/23)
SEC: 10	vs Alabama (01/11/23)

ASSISTS	
Season: 7	at Kentucky (02/07/23)
Career: 8	vs Charlotte (12/07/21)
SEC: 7 (2x)	LAST at Kentucky (02/07/23)

STEALS	
Season: 5	vs Bradley (12/17/22)
Career: 5 (2x)	LAST vs Bradley (12/17/22)
SEC: 5	vs Auburn (02/08/22)

BLOCKED SHOTS	
Season: 1 (3x)	LAST vs Alabama (01/11/23)
Career: 2	vs Colgate (03/19/21)
SEC: 1 (4x)	LAST vs Alabama (01/11/23)

MINUTES	
Season: 40:00 (2x)	LAST at S. Carolina (02/04/23)
Career: 40:00 (2x)	LAST at S. Caro (02/04/23)
SEC: 40:00 (2x)	LAST at S. Carolina (02/04/23)

5

JOSEPH PINION

G | Fr. | 6-5 | 190 | Morrilton, Ark. | Morrilton HS

@josephpinion2

@josephpinion1

Including 2022-23, has **FOUR** years of collegiate eligibility

Major: TBA (Arts & Sciences)

Born on Nov. 17, 2003 in Russellville, Ark.

The son of Craig and Gail Pinion

Made the **Department's Honor Roll** (3.0-3.49 GPA) for **Fall 2022**.

• McDonald's High School All-American Nominee

• Two-time (2021 and 2022) Arkansas Democrat-Gazette first team All-Arkansas Preps (all divisions)

• Game 12 vs UNCA:	10 points	4-6 FG	2-4 3PT	3 assists	19 minutes
Game 14 vs Mizzou:	13 points	4-7 FG	3-6 3PT	0 assists	27 minutes
Game 19 vs Ole Miss:	13 points	5-10 FG	3-6 3PT	0 assists	22 minutes
3-GAME TOTALS:	36 points	13-23 FG	8-16 3PT	3 assists	68 minutes
Other 25 Games:	26 points	8-22 FG	5-16 3PT	0 assists	72 minutes

RAZORBACK FACT

Most free throws attempted in a season without a miss, since 1947-48 (HogsStats):

7 - Joseph Pinion, 2022-23

6 - Derrian Ford, 2022-23


6 - DeQuavious Wagner, 2013-14

6 - Willie Cutts, 1983-84

4 - Three others

2022-23 HIGHLIGHTS:

- FORDHAM: Scored his first collegiate points and added his first collegiate steal.
- SAN JOSE STATE: Had five points, making his first collegiate 3-pointer ... Added two rebounds
- UNCA: Had a breakout game with the absence of Nick Smith Jr. ... Scored points (10), assists (3), 3's made (2), FG made (4) and minutes (18:40)
- MISSOURI: Sparked Arkansas' comeback win ... Led the team with +15 to help the Hogs erase a 17-point deficit ... Pumped in a **career-high 13 points**, making 3-of-6 from 3-point range Played a season-high 27:28.
- @ VANDY: Did not miss a shot (2-2 FG; 1-1 3 PT; 1-1 FT) in scoring six points.
- OLE MISS: Was +17 in **tying his career high with 13 points** ... Made a career-high five FG, took a career-gh 10 shot and tied his career-high by going 3-of-6 from 3PT ... Grabbed a **career-high five rebounds**.
- GEORGIA: Made is only two shot attempts, making a 3-pointer in the right corner and later one in the left corner.



NATIONAL RECRUITING RANKINGS

• #95 on the S199 All-American list			
• 247Composite ★★★★★	#94 nation	#23 SF	
• ESPN ★★★★★	#89 nation	#17 SG	
• Rivals ★★★★★	#131 nation	#33 SF	
• 247Sports ★★★	#142 nation	#32 SF	

• Led ARK in Pts:	0
• Led ARK in Rebs:	0
• Led ARK in Assists:	0
• Double-figure Pts:.....	3
• Double-figure Rebs:.....	0
• 20-pt gms - 30-pt gms:.....	0 - 0
• Gms with a 3PT Made:.....	7
• Gms with 3+ 3PT Made:.....	2
• Gms with 3+ Assists:.....	1
• Gms with 3+ Steals:.....	0
• Gms with 3+ Blks:.....	0
• Gms with 5+ Rebs:.....	1

JOSEPH PINION 2022-23 GAME STATS

Opponent	Date	GS	Min	FG	FGA	Pct	3FG	3A	Pct	FT	FTA	Pct	O	D	Tot	Avg	PF	FO	A	TO	Blk	Stl	Pts	Avg
NORTH DAKOTA ST.	11/07/22	3	0	0	0.000	0	0	0.000	0	0	0.000	0	0	0	0	0.0	1	0	0	0	0	0	0	0.0
FORDHAM	11/11/22	4	1	1	1.000	0	0	0.000	0	0	0.000	0	0	0	0	0.0	1	0	0	0	0	1	2	1.0
SOUTH DAKOTA ST.	11/16/22	5	0	4	0.000	0	3	0.000	2	2	1.000	0	0	0	0	0.0	1	0	0	0	0	0	2	1.3
vs Louisville	11/21/22	4	0	1	0.000	0	0	0.000	2	2	1.000	0	2	2	0.5	2	0	0	0	0	0	0	2	1.5
vs Creighton	11/22/22	0	0	0	0.000	0	0	0.000	0	0	0.000	0	0	0	0	0.4	0	0	0	0	0	0	0	1.2
vs San Diego St.	11/23/22	DNP																						
TROY	11/28/22	2	0	0	0.000	0	0	0.000	0	0	0.000	0	1	1	0.5	0	0	0	0	0	0	0	0	1.0
SAN JOSE ST.	12/03/22	5	2	3	.667	1	1	1.000	0	0	0.000	1	1	2	0.7	1	0	0	0	0	0	0	5	1.6
UNC GREENSBORO	12/06/22	DNP																						
vs Oklahoma	12/10/22	DNP																						
vs Bradley	12/17/22	1	0	0	0.000	0	0	0.000	0	0	0.000	0	1	1	0.8	0	0	0	0	0	0	0	0	1.4
UNC ASHEVILLE	12/21/22	19	4	6	.667	2	4	.500	0	0	0.000	0	1	1	0.8	0	0	3	0	0	0	1	10	2.3
at LSU	12/28/22	2	0	1	0.000	0	1	0.000	0	0	0.000	0	0	0	0.7	0	0	0	0	0	0	0	0	2.1
MISSOURI	01/04/23	27	4	7	.571	3	6	.500	2	2	1.000	1	0	1	0.7	4	0	0	0	0	0	1	13	3.1
at Auburn	01/07/23	14	0	1	0.000	0	1	0.000	0	0	0.000	0	1	1	0.8	2	0	0	0	0	0	1	0	2.8
ALABAMA	01/11/23	1	0	0	0.000	0	0	0.000	0	0	0.000	0	0	0	0.7	1	0	0	0	0	0	0	0	2.6
at Vanderbilt	01/14/23	9	2	2	1.000	1	1	1.000	1	1	1.000	0	0	0	0.6	1	0	0	0	0	0	0	6	2.9
at Missouri	01/18/23	2	0	1	0.000	0	1	0.000	0	0	0.000	0	0	0	0.6	3	0	0	0	0	0	0	0	2.7
OLE MISS	01/21/23	21	5	10	.500	3	6	.500	0	0	0.000	1	4	5	0.9	0	0	0	0	1	1	1	13	3.3
LSU	01/24/23	6	0	2	0.000	0	2	0.000	0	0	0.000	0	0	0	0.8	1	0	0	0	0	0	0	0	3.1
at Baylor	01/28/23	3	0	1	0.000	0	1	0.000	0	0	0.000	1	0	1	0.8	0	0	0	0	0	0	0	0	2.9
TEXAS A&M	01/31/23	DNP																						
at South Carolina	02/04/23	DNP																						
at Kentucky	02/07/23	4	0	0	0.000	0	0	0.000	0	0	0.000	0	0	0	0.8	0	0	0	0	0	0	0	0	2.8
MISSISSIPPI ST.	02/11/23	DNP																						
at Texas A&M	02/15/23	DNP																						
FLORIDA	02/18/23	1	0	1	0.000	0	1	0.000	0	0	0.000	0	0	0	0.8	0	0	0	0	0	0	0	0	2.7
GEORGIA	02/21/23	4	2	2	1.000	2	2	1.000	0	0	0.000	0	0	0	0.7	1	0	0	0	0	0	0	6	2.8
at Alabama	02/25/23	1	0	0	0.000	0	0	0.000	0	0	0.000	0	0	0	0.7	0	0	0	0	0	0	0	0	2.7
at Tennessee	02/28/23	3	1	2	.500	1	2	.500	0	0	0.000	0	0	0	0.7	0	0	0	0	0	0	0	3	2.7
KENTUCKY	03/04/23	3	0	0	0.000	0	0	0.000	0	0	0.000	0	0	0	0.6	1	0	0	0	0	0	1	0	2.6
vs Auburn (SEC)	03/09/23	DNP																						
vs Texas A&M (SEC)	03/10/23	DNP																						
vs Illinois (NCAA)	03/16/23	DNP																						
vs Kansas (NCAA)	03/18/23	0	0	0	0.000	0	0	0.000	0	0	0.000	0	0	0	0.6	0	0	0	0	0	0	0	0	2.5
Totals		0	144	21	45	.467	13	32	.406	7	7	1.000	4	11	15	0.6	20	0	3	0	1	6	62	2.5

PINION'S PERSONAL BESTS

POINTS

Season: 13 (2x) LAST vs Ole Miss (01/21/23)

SEC: 13 (2x) vs Ole Miss (01/21/23)

FG MADE

Season: 5 vs Ole Miss (01/21/23)

SEC: 5 vs Ole Miss (01/21/23)

FG ATTEMPTED

Season: 10 vs Ole Miss (01/21/23)

SEC: 10 vs Ole Miss (01/21/23)

3-POINT FG MADE

Season: 3 (2x) LAST vs Ole Miss (01/21/23)

SEC: 3 (2x) LAST vs Ole Miss (01/21/23)

3-PT FG ATTEMPTS

Season: 6 (2x) LAST vs Ole Miss (01/21/23)

SEC: 6 (2x) LAST vs Ole Miss (01/21/23)

FT MADE

Season: 2 (3x) LAST vs Missouri (01/04/23)

SEC: 2 vs Missouri (01/04/23)

FT ATTEMPTED

Season: 2 (3x) LAST vs Missouri (01/04/23)

SEC: 2 vs Missouri (01/04/23)

REBOUNDS

Season: 5 vs Ole Miss (01/21/23)

SEC: 5 vs Ole Miss (01/21/23)

ASSISTS

Season: 3 vs UNC Asheville (12/21/22)

SEC: 1 vs Kentucky (03/04/23)

STEALS

Season: 1 (6x) LAST vs Kentucky (03/04/23)

SEC: 1 (4x) LAST vs Kentucky (03/04/23)

BLOCKED SHOTS

Season: 1 vs Ole Miss (01/21/23)

SEC: 1 vs Ole Miss (01/21/23)

MINUTES

Season: 27:28 vs Missouri (01/04/23)

SEC: 27:28 vs Missouri (01/04/23)

JOSEPH PINION CAREER STATISTICS

Year	GP	GS	Min	Avg	FG	FGA	Pct	3FG	3FGA	Pct	FT	FTA	Pct	Off	Def	Tot	Avg	PF	FO	Ast	TO	Blk	Stl	Pts	Avg
2022-23	24	0	144	6.0	21	45	.467	13	32	.406	7	7	1.000	4	11	15	0.6	20	0	3	0	1	6	62	2.6

11 JALEN GRAHAM

F | Sr. | 6-9 | 225 | Phoenix, Ariz. | Mountain Pointe HS / Arizona State

@jalengrahamm5
@jalengrahamm

Including 2022-23, has **TWO** years of collegiate eligibility
Major: Sociology
Born on Born on April 4, 2001 in Le Grand, Calif.
The son Susie Graham



Joined the Razorback program after playing three seasons at Arizona State. **Graham has two years of eligibility remaining** ... Played in 73 career games at Arizona State, including 43 starts, and tallied 546 career points (7.0 avg.) with 315 career rebounds (4.4 avg.). He additionally recorded 90 blocked shots (1.2 per game).

•ON A PER 40-MINUTE BASIS: 22.2 points and 9.4 rebounds

2022-23 HIGHLIGHTS:


- FORDHAM: Did not play in the opener and did not check into the Fordham game until the 11:29 mark of the second half ... Finished with 10 points (5-of-7 FG) with four rebounds and an assist in 11:21 minutes played.
- SOUTH DAKOTA STATE: Only played eight minutes but pulled down six rebounds – five defensive.
- SAN JOSE STATE: After playing just 27 minutes (and three DNP) with 20 points through the first seven games, made a huge impact playing 11:39 minutes – all in the second half ... Checked in at the 13:31 mark and the Hogs were up 14 ... **Scored 11 points (4-of-5 FG and 3-of-3 FT) in his 11:39 minutes played and the Hogs led by 37 when he checked out (1:52 left)** ... Added six rebounds - tying a season high
- UNCA: Led the Razorbacks in scoring (**first time to lead UA and just fourth time in four years to lead his team**) ... Scored a season-high 16 points on 8-of-10 shooting (8 FG made was one shy of career high) ... Added two steals and drew a charge in a season-high 19:28 played.
- @ AUBURN: Had five points and six rebounds in 12:16 with a dunk.
- ALABAMA: Tied for the team lead and **tied his season high with 16 points** (8-of-10 FG) ... Added five rebounds.
- LSU: Scored six points, all on dunks, off the bench ... Was the only six bench points by the Hogs.
- @ BAYLOR: Only scored four points, but had his most impactful game ... Produced season highs in rebounds (9), assists (4), steals (2) and minutes (24:27 ... Was a team-best +7.
- @ SOUTH CAROLINA: Helped Arkansas out-score USC bench, 20-4, with a **team-best 16 points, tying a season-best or the third time** ... Was 8-of-10 from the field.
- FLORIDA: Scored a **career-high 26 points (also his first career 20-point game)**, going a **career-best 12-of-15 from the field** ... Added an **SEC-best seven rebounds and tied his season high with two blocked shots** ... Down five early, came off the bench to score six quick points to get the Hogs to within one (15-14) ... Later, score eight of the Hogs' final 12 points in the first half for a 37-31 lead at the break ... Led Arkansas with 14 second-half points.
- GEORGIA: Made 3-of-4 shots and scored eight points ... Had five rebounds, two assists and two blocked shots.
- @ ALABAMA: Had a **season-high three blocked shots** and added a steal ... Was a team-best +4 in his 9:17 played.

JALEN GRAHAM 2022-23 GAME STATS																								
Opponent	Date	GS	Min	FG	FGA	Pct	3FG	3A	Pct	FT	FTA	Pct	O	D	Tot	Avg	PF	FO	A	TO	Blk	Stl	Pts	Avg
NORTH DAKOTA ST.	11/07/22	DNP																						
FORDHAM	11/11/22	11	5	7	.714	0	0	.000	0	0	.000	3	1	4	4.0	3	0	1	1	0	0	10	10.0	
SOUTH DAKOTA ST.	11/16/22	8	1	4	.250	0	1	.000	0	2	.000	1	5	6	5.0	1	0	0	2	0	0	2	6.0	
vs Louisville	11/21/22	6	4	5	.800	0	0	.000	0	0	.000	1	0	1	3.7	1	0	0	1	0	0	8	6.7	
vs Creighton	11/22/22	DNP																						
vs San Diego St.	11/23/22	2	0	0	.000	0	0	.000	0	0	.000	0	0	0	2.8	0	0	0	0	0	0	0	5.0	
TROY	11/28/22	DNP																						
SAN JOSE ST.	12/03/22	12	4	5	.800	0	0	.000	3	3	1.000	1	5	6	3.4	0	0	1	2	0	1	11	6.2	
UNC GREENSBORO	12/06/22	3	0	1	.000	0	0	.000	0	0	.000	1	0	1	3.0	0	0	0	1	0	0	0	5.2	
vs Oklahoma	12/10/22	3	0	0	.000	0	0	.000	1	2	.500	1	0	1	2.7	0	0	0	1	0	1	1	4.6	
vs Bradley	12/17/22	11	2	4	.500	0	0	.000	2	4	.500	0	2	2	2.6	3	0	1	1	1	0	6	4.8	
UNC ASHEVILLE	12/21/22	19	8	10	.800	0	0	.000	0	0	.000	1	2	3	2.7	2	0	1	1	1	2	16	6.0	
at LSU	12/28/22	3	0	0	.000	0	0	.000	0	0	.000	0	1	1	2.5	2	0	0	2	0	0	0	5.4	
MISSOURI	01/04/23	2	0	0	.000	0	0	.000	0	0	.000	0	0	0	2.3	0	0	0	0	0	0	0	4.9	
at Auburn	01/07/23	12	2	6	.333	0	0	.000	1	5	.200	3	3	6	2.6	2	0	0	1	0	0	5	4.9	
ALABAMA	01/11/23	19	8	10	.800	0	1	.000	0	0	.000	1	4	5	2.8	2	0	1	1	1	0	16	5.8	
at Vanderbilt	01/14/23	5	0	2	.000	0	0	.000	0	0	.000	0	0	0	2.6	1	0	0	1	0	1	0	5.4	
at Missouri	01/18/23	4	0	0	.000	0	0	.000	0	0	.000	0	0	0	2.4	2	0	0	2	0	0	0	5.0	
OLE MISS	01/21/23	DNP																						
LSU	01/24/23	17	3	7	.429	0	0	.000	0	1	.000	0	3	3	2.4	1	0	0	1	1	1	6	5.1	
at Baylor	01/28/23	24	2	6	.333	0	0	.000	0	4	.000	3	6	9	2.8	4	0	4	3	0	2	4	5.0	
TEXAS A&M	01/31/23	12	2	2	1.000	0	0	.000	1	2	.500	0	0	0	2.7	2	0	0	2	2	0	5	5.0	
at South Carolina	02/04/23	22	8	10	.800	0	0	.000	0	0	.000	1	1	2	2.6	2	0	1	3	0	0	16	5.6	
at Kentucky	02/07/23	7	1	2	.500	0	0	.000	0	0	.000	0	0	0	2.5	1	0	1	1	0	2	2	5.4	
MISSISSIPPI ST.	02/11/23	6	1	1	1.000	0	0	.000	0	1	.000	0	1	1	2.4	0	0	0	2	0	0	2	5.2	
at Texas A&M	02/15/23	5	2	2	1.000	0	0	.000	0	0	.000	0	0	0	2.3	1	0	0	0	0	0	4	5.2	
FLORIDA	02/18/23	27	12	15	.800	0	1	.000	2	3	.667	3	4	7	2.5	2	0	1	2	2	0	26	6.1	
GEORGIA	02/21/23	18	3	4	.750	0	0	.000	2	5	.400	0	5	5	2.6	1	0	2	2	2	0	8	6.2	
at Alabama	02/25/23	9	1	3	.333	0	0	.000	0	0	.000	1	1	2	2.6	2	0	0	1	3	1	2	6.0	
at Tennessee	02/28/23	3	0	0	.000	0	0	.000	0	0	.000	0	0	0	2.5	0	0	0	0	0	0	0	5.8	
KENTUCKY	03/04/23	2	1	2	.500	0	0	.000	0	0	.000	0	0	0	2.4	0	0	0	0	0	0	2	5.6	
vs Auburn (SEC)	03/09/23	3	1	1	1.000	0	0	.000	0	0	.000	0	0	0	2.3	1	0	0	1	0	0	2	5.5	
vs Texas A&M (SEC)	03/10/23	DNP																						
vs Illinois (NCAA)	03/16/23	2	0	0	.000	0	0	.000	0	0	.000	0	1	1	2.3	0	0	0	0	0	0	0	5.3	
vs Kansas (NCAA)	03/18/23	4	1	2	.500	0	0	.000	0	0	.000	0	0	0	2.2	0	0	0	0	0	0	2	5.2	
Totals		0	281	72	111	.649	0	3	.000	12	32	.375	21	45	66	2.2	36	0	14	35	13	11	156	5.2

Year	GP	GS	Min	Avg	FG	FGA	Pct	3FG	3FGA	Pct	FT	FTA	Pct	Off	Def	Tot	Avg	PF	FO	Ast	TO	Blk	Stl	Pts	Avg
2019-20 (ASU)	28	2	304	10.9	42	61	.689	0	0	.000	5	14	.357	34	43	77	2.8	49	0	11	21	29	6	89	3.2
2020-21 (ASU)	21	19	512	24.4	72	131	.550	0	1	.000	26	45	.578	37	69	106	5.0	68	4	9	27	34	9	170	8.1
2021-22 (ASU)	29	22	682	23.5	124	255	.486	1	18	.056	38	72	.528	35	97	132	4.6	85	2	50	52	27	23	287	9.9
2022-23 (ARK)	30	0	281	9.4	72	111	.649	0	3	.000	12	32	.375	21	45	66	2.2	36	0	14	35	13	11	156	5.2
CAREER	108	43	1779	16.5	265	558	.475	1	22	.045	81	163	.497	127	254	381	3.5	238	6	84	135	103	49	612	5.7

DOUBLE-DOUBLES (4)

SOPHOMORE (at ASU)	(3)
01/25/21 • at Arizona State	14 pts 11 reb
02/14/21 • at Oregon State	14 pts 11 reb
02/27/21 • WASHINGTON STATE	11 pts 12 reb
JUNIOR (at ASU)	(1)
02/05/22 • UCLA	16 pts 10 reb



- Led his team in Pts (ARK): 7 (4)
- Led his team in Rebs (ARK): 16 (2)
- Led his team in Assists (ARK): 3 (0)
- Double-figure Pts (ARK): 28 (3)
- Double-figure Rebs (ARK): 4 (0)
- 20-pt gms – 30-pt gms (ARK): 1 - 0 (1)
- Gms with a 3PT Made (ARK): 1 (0)
- Gms with 3+ Assists (ARK): 10 (0)
- Gms with 3+ Blks (ARK): 7 (0)
- Gms with 5+ Rebs (ARK): 34 (7)

PERSONAL BESTS

POINTS	
Season: 26	vs Florida (02/18/23)
Career: 26	vs Florida (02/18/23)
SEC: 26	vs Florida (02/18/23)

FG MADE	
Season: 12	vs Florida (02/18/23)
Career: 12	vs Florida (02/18/23)
SEC: 12	vs Florida (02/18/23)

FG ATTEMPTED	
Season: 15	vs Florida (02/18/23)
Career: 15	vs Florida (02/18/23)
SEC: 15	vs Florida (02/18/23)

3-POINT FG MADE	
Season: --	
Career: 1	vs Oregon (02/17/22)
SEC: --	

3-PT FG ATTEMPTS	
Season: 1 (2x)	LAST vs Florida (02/18/23)
Career: 2 (2x)	last vs Oregon (02/17/22)
SEC: 1 (2x)	LAST vs Florida (02/18/23)

FT MADE	
Season: 3	vs San Jose State (12/03/22)
Career: 6 (2x)	last vs Stanford (03/05/22)
SEC: 2	vs Florida (02/18/23)

FT ATTEMPTED	
Season: 5	at Auburn (01/07/23)
Career: 8 (2x)	last vs Stanford (03/05/22)
SEC: 5	at Auburn (01/07/23)

REBOUNDS	
Season: 9	at Baylor (01/28/23)
Career: 12	vs Washington State (02/27/21)
SEC: 7	vs Florida (02/18/23)

ASSISTS	
Season: 4	at Baylor (01/28/23)
Career: 6	vs UCLA (02/05/22)
SEC: 2	vs Georgia (02/21/23)

STEALS	
Season: 2 (3x)	LAST at Kentucky (02/07/23)
Career: 3 (3x)	last at Southern Cal (01/24/22)
SEC: 2	at Kentucky (02/07/23)

BLOCKED SHOTS	
Season: 3	at Alabama (02/25/23)
Career: 5	vs Colorado (11/08/19)
SEC: 3	at Alabama (02/25/23)

MINUTES	
Season: 26:59	vs Florida (02/18/23)
Career: 39:36	vs UCLA (02/05/22)
SEC: 26:59	vs Florida (02/18/23)

12

BARRY DUNNING JR.

G | Fr. | 6-6 | 195 | Mobile, Ala. | McGill-Toolen Catholic HS

@BarryDunning6

@bohndbz

Including 2022-23, has **FOUR** years of collegiate eligibility
Major: TBA (Education)Born on Oct. 26, 2003 in Mobile, Ala.
The son of Barry Sr. and Heather Dunning

- McDonald's All-American Nominee
- Two-time Gatorade Alabama Player of the Year (2021 & '22)
- 2022 MaxPreps Alabama Player of the Year
- Rated #1 player in the state of Alabama by ESPN, 247Composite, 247Sports
- 2022 Alabama Mr. Basketball and 1st team All-State by the Alabama Sports Writers Association

WINNER OF THE 2023 MAUI JIM MAUI INVITATIONAL HULA CONTEST**2022-23 HIGHLIGHTS:**

- SAN DIEGO STATE: Saw his most important playing time (7:52) in the come-from-behind Didn't do much on the stat sheet but Arkansas was +2 in his minutes.
- TROY: Drew his first collegiate start versus Troy.

**NATIONAL RECRUITING RANKINGS**

- #73 on the SI99 All-American list
- ESPN ★★★★★ #74 nation #21 SF
- 247Composite ★★★★★ #91 nation #22 SF
- 247Sports ★★★ #126 nation #28 SF
- Rivals ★★★ #134 nation #36 SF

DUNNING'S PERSONAL BESTS**POINTS**

Season: 1 vs Bradley (12/17/22)

SEC:**FG MADE**

Season: --

SEC: 1 at Auburn (01/07/23)

FG ATTEMPTED

Season: 1 (2x) vs South Dakota State (11/16/22)

SEC:**3-POINT FG MADE**

Season: --

SEC:**3-PT FG ATTEMPTS**

Season: 1 vs South Dakota State (11/16/22)

SEC: 1 at Auburn (01/07/23)

FT MADE

Season: 1 vs Bradley (12/17/22)

SEC:**FT ATTEMPTED**

Season: 2 vs Bradley (12/17/22)

SEC:**REBOUNDS**

Season: 1 vs Bradley (12/17/22)

SEC:**ASSISTS**

Season: 1 vs San Jose State (12/03/22)

SEC:**STEALS**

Season: 1 (2x) LAST vs San Diego State (11/23/22)

SEC:**BLOCKED SHOTS**

Season: --

SEC:**MINUTES**

Season: 8:31 vs North Dakota State (11/07/22)

SEC: 0:40 at Auburn (01/07/23)

BARRY DUNNING JR. 2022-23 GAME STATS

Opponent	Date	GS	Min	FG	FGA	Pct	3FG	3A	Pct	FT	FTA	Pct	O	D	Tot	Avg	PF	FO	A	TO	Blk	Stl	Pts	Avg
NORTH DAKOTA ST.	11/07/22	9	0	1	.000	0	0	.000	0	0	.000	0	0	0	0.0	0	0	0	0	1	0	0	0	0
FORDHAM	11/11/22	3	0	0	.000	0	0	.000	0	0	.000	0	0	0	0.0	1	0	0	0	0	0	0	0	0.0
SOUTH DAKOTA ST.	11/16/22	6	0	1	.000	0	1	.000	0	0	.000	0	0	0	0.0	1	0	0	0	0	0	0	0	0.0
vs Louisville	11/21/22	3	0	0	.000	0	0	.000	0	0	.000	0	0	0	0.0	0	0	0	0	0	0	0	0	0.0
vs Creighton	11/22/22	DNP																						
vs San Diego St.	11/23/22	8	0	0	.000	0	0	.000	0	0	.000	0	0	0	0.0	1	0	0	1	0	1	0	0	0.0
TROY	11/28/22	*	1	0	0	.000	0	0	.000	0	0	.000	0	0	0	0.0	0	0	0	1	0	0	0	0.0
SAN JOSE ST.	12/03/22	4	0	0	.000	0	0	.000	0	0	.000	0	1	1	0.1	1	0	1	0	0	0	0	0	0.0
UNC GREENSBORO	12/06/22	DNP																						
vs Oklahoma	12/10/22	DNP																						
vs Bradley	12/17/22	1	0	0	.000	0	0	.000	0	2	.500	0	1	1	0.3	0	0	0	0	0	0	0	1	0.1
UNC ASHEVILLE	12/21/22	5	0	1	.000	0	0	.000	0	0	.000	0	0	0	0.2	0	0	0	0	0	0	0	0	0.1
at LSU	12/28/22	DNP																						
MISSOURI	01/04/23	DNP																						
at Auburn	01/07/23	1	0	1	.000	0	1	.000	0	0	.000	0	0	0	0.2	0	0	0	0	0	0	0	0	0.1
ALABAMA	01/11/23	DNP																						
at Vanderbilt	01/14/23	1	0	0	.000	0	0	.000	0	0	.000	0	0	0	0.2	0	0	0	0	0	0	0	0	0.1
at Missouri	01/18/23	DNP																						
OLE MISS	01/21/23	2	0	0	.000	0	0	.000	0	0	.000	0	0	0	0.2	0	0	0	0	0	0	0	0	0.1
LSU	01/24/23	DNP																						
at Baylor	01/28/23	0	0	0	.000	0	0	.000	0	0	.000	0	0	0	0.2	0	0	0	0	0	0	0	0	0.1
TEXAS A&M	01/31/23	DNP																						
at South Carolina	02/04/23	DNP																						
at Kentucky	02/07/23	DNP																						
MISSISSIPPI ST.	02/11/23	DNP																						
at Texas A&M	02/15/23	DNP																						
FLORIDA	02/18/23	1	0	0	.000	0	0	.000	0	0	.000	0	0	0	0.1	0	0	0	0	0	0	0	0	0.1
GEORGIA	02/21/23	3	0	1	.000	0	0	.000	0	0	.000	0	0	0	0.1	0	0	0	0	0	0	0	0	0.1
at Alabama	02/25/23	DNP																						
at Tennessee	02/28/23	DNP																						
KENTUCKY	03/04/23	DNP																						
vs Auburn (SEC)	03/09/23	DNP																						
vs Texas A&M (SEC)	03/10/23	DNP																						
vs Illinois (NCAA)	03/16/23	DNP																						
vs Kansas (NCAA)	03/18/23	DNP																						
Totals		1	48	0	5	.000	0	2	.000	1	2	.500	0	2	2	0.1	4	0	1	2	0	2	1	0.1

BARRY DUNNING JR. CAREER STATISTICS

Year	GP	GS	Min	Avg	FG	FGA	Pct	3FG	3FGA	Pct	FT	FTA	Pct	Off	Def	Tot	Avg	PF	FO	Ast	TO	Blk	Stl	Pts	Avg
2022-23	15	1	48	3.2	0	5	.000	0	2	.000	1	2	.500	0	2	2	0.1	4	0	1	2	0	2	1	0.1

13

JORDAN WALSH

G/F | Fr. | 6-7 | 205 | Desoto, Texas | Link (Mo.) Academy

@jordanwalshlife

@jordanwalshlife

Including 2022-23, has **FOUR** years of collegiate eligibility
Major: TBA (Arts & Sciences)
Born on Mar. 3, 2004 in Dallas, Texas.
The son of John and Sandra Walsh



- Consensus top 25 player overall, top-7 small forward and 5-Star
- Played in the McDonald's All-American and Jordan Brand Classic games
- All-American: MaxPreps (3rd team) - Sports Illustrated (3rd team) - Jersey Mike's Naismith (HM)

- Was on the 2022-23 preseason Julius Erving Award Watch List, which goes to the nation's top small forward

- FIRST 5 SEC GAMES 1-of-17 (.059) from 3-point range

LAST 18 GAMES 11-of-30 (.367) from deep

- Was +22 in the 10-point win over Illinois and +12 in the one-point win over Kansas ... Among the regulars, is a team-best +9.55/40 min.

2022-23 HIGHLIGHTS

- NORTH DAKOTA STATE: Only played 18:20 due to foul trouble (and fouling out) in his collegiate debut ... However, tied for the team lead with three assists ... Was 1-of-1 FG and 2-of-2 FT.
- FORDHAM: Had his first double-digit scoring effort with 12 points (5-of-7 FG).
- SOUTH DAKOTA STATE: Was poised for a break-out game, but left the game early in the second half with an ankle injury.
- OKLAHOMA: Tied a then season-high with 12 points (5-of-9 FG; 2-of-5 3PT) with three rebounds and two steals ... Led the team at +11 (31:19 played)
- BRADLEY: Was the star of the game with a **game and career-high 18 points** (7-7 FG • 1-1 3PT) with a **career-high four steals** ... Scored seven points in an 11-0 run, including back-to-back fastbreak dunks and a 3-pointer ... Scored 16 of his 18 in the first half.
- UNCA: Only scored four points but his defense was stellar, helping hold Drew Pender to 1-of-7 FG.
- @ LSU: Scored 13 points, all in the second half to help Arkansas take a six point lead and out-score the Tigers ... Pulled down a **then career-high nine rebounds** (seven in the second half) and **blocked a career-high two shots**.
- MISSOURI: Had seven rebounds, three offensive, but played just 26 minutes due to foul trouble.
- @ AUBURN: Pulled down a **career-high 10 rebounds** with six points, two assists and a blocked shot
- @ VANDY: Was 0-of-6 FG, but was a team-best +10 in 16:43 played
- @ MISSOURI: Broke a mini slump, scoring 12 points and did not miss a shot (**4-of-4 FG; 2-2 3PT; 2-2 FT**) ... Only played 13 minutes before fouling out ... However, Arkansas was +13 with Walsh on the floor.
- OLE MISS: For the first time, **played all 40 minutes** ... Scored 13 points, making 5-of-9 FG / 2-of-4 3PT ... Added seven rebounds
- TEXAS A&M: Came off the bench to score 12 points as the Hogs out-scored A&M's bench 17-0 ... Added seven rebounds (3 offensive)
- @ SOUTH CAROLINA: Grabbed a **team-best and tied his career high with 10 rebounds**, including six offensive boards.
- @ KENTUCKY: For the second time, did not miss a shot in scoring 13 points ... (**4-of-4 FG; 1-1 3PT; 4-4 FT**).
- FLORIDA: Only scored five points, but hit a 3-pointer to open the second half and later had a dunk in the Hogs 17-2 run to open the half.
- GEORGIA: Led the team with seven rebounds (six in the second half) and scored nine points (all in the second half)
- @ ALABAMA: Grabbed seven rebounds and three steals, which was an SEC high, including one that led to a fastbreak dunk.
- KENTUCKY: Scored 10 points with seven rebounds, two assists, two steals and a blocked shot.
- vs AUBURN (SEC): Scored 11 points (4-of-5 FG; 3-4 FT) ... Added four rebounds and two assists
- vs ILLINOIS (NCAA): **Was an impressive +22 in the 10-point win** ... Scored six points with four rebounds and three steals.
- vs KANSAS (NCAA): Was +10 in the 1-point win ... Hit a dagger 3-pointer to give Arkansas a 52-51 lead (its first since leading 2-0) ... On a Ricky Council missed FT with 23 seconds left (and Arkansas up one), Walsh tipped the rebound, which made its way back to Council, who was fouled and made two more FT for a 3-point lead.

JORDAN WALSH 2022-23 GAME STATS

Opponent	Date	GS	Min	FG	FGA	Pct	3FG	3A	Pct	FT	FTA	Pct	O	D	Tot	Avg	PF	FO	A	TO	Blk	Stl	Pts	Avg
NORTH DAKOTA ST.	11/07/22		18	1	1	1.000	0	0	.000	2	2	1.000	0	2	2	2.0	5	1	3	0	0	0	4	4.0
FORDHAM	11/11/22	*	21	5	7	.714	0	2	.000	2	3	.667	1	3	4	3.0	3	0	1	1	0	0	12	8.0
SOUTH DAKOTA ST.	11/16/22	*	16	4	7	.571	2	4	.500	0	1	.000	0	1	1	2.3	0	0	1	1	1	3	10	8.7
vs Louisville	11/21/22	*	28	2	6	.333	2	5	.400	1	2	.500	0	2	2	2.3	3	0	2	2	0	1	7	8.3
vs Creighton	11/22/22	*	36	1	5	.200	1	2	.500	2	2	1.000	0	3	3	2.4	3	0	2	2	0	1	5	7.6
vs San Diego St.	11/23/22	*	34	3	7	.429	0	2	.000	1	2	.500	3	2	5	2.8	4	0	2	1	1	0	7	7.5
TROY	11/28/22	*	20	1	6	.167	0	0	.000	4	5	.800	0	4	4	3.0	3	0	0	2	1	2	6	7.3
SAN JOSE ST.	12/03/22	*	17	3	5	.600	0	0	.000	0	0	.000	1	2	3	3.0	0	0	0	0	1	1	6	7.1
UNC GREENSBORO	12/06/22	*	8	0	2	.000	0	2	.000	0	0	.000	0	0	0	2.7	1	0	1	1	0	0	0	6.3
vs Oklahoma	12/10/22	*	31	5	9	.556	2	5	.400	0	0	.000	2	1	3	2.7	0	0	1	0	1	2	12	6.9
vs Bradley	12/17/22	*	28	7	7	1.000	1	1	1.000	3	4	.750	0	3	3	2.7	5	2	1	0	0	4	18	7.9
UNC ASHEVILLE	12/21/22	*	19	1	2	.500	0	0	.000	2	2	1.000	0	4	4	2.8	4	0	1	1	0	2	4	7.6
at LSU	12/28/22	*	32	6	14	.429	1	8	.125	0	0	.000	3	6	9	3.3	4	0	0	2	2	2	13	8.0
MISSOURI	01/04/23	*	27	3	6	.500	0	2	.000	0	0	.000	3	4	7	3.6	4	0	2	1	0	1	6	7.9
at Auburn	01/07/23	*	32	2	10	.200	0	3	.000	2	4	.500	4	6	10	4.0	4	0	2	2	1	0	6	7.7
ALABAMA	01/11/23	*	17	1	5	.200	0	1	.000	0	0	.000	0	2	2	3.9	2	0	0	0	0	0	2	7.4
at Vanderbilt	01/14/23	*	17	0	6	.000	0	3	.000	0	0	.000	0	2	2	3.8	3	0	2	1	1	0	0	6.9
at Missouri	01/18/23	*	13	4	4	1.000	2	2	1.000	2	2	1.000	0	2	2	3.7	5	1	0	1	0	0	12	7.2
OLE MISS	01/21/23	*	40	5	9	.556	2	4	.500	1	3	.333	1	6	7	3.8	1	0	0	3	0	1	13	7.5
LSU	01/24/23	*	25	2	6	.333	0	1	.000	0	0	.000	0	1	1	3.7	2	0	0	1	0	0	4	7.4
at Baylor	01/28/23	*	18	2	4	.500	0	0	.000	0	0	.000	0	1	1	3.6	5	1	0	1	2	1	4	7.2
TEXAS A&M	01/31/23	*	27	4	8	.500	1	2	.500	3	4	.750	3	4	7	3.7	3	0	1	2	0	1	12	7.4
at South Carolina	02/04/23	*	33	2	6	.333	0	1	.000	0	0	.000	6	4	10	4.0	2	0	1	1	1	0	4	7.3
at Kentucky	02/07/23	*	22	4	4	1.000	1	1	1.000	4	4	1.000	1	0	1	3.9	4	0	0	0	1	0	13	7.5
MISSISSIPPI ST.	02/11/23	*	23	1	3	.333	0	2	.000	0	0	.000	1	0	1	3.8	0	0	1	0	1	2	2	7.3
at Texas A&M	02/15/23	*	30	3	6	.500	0	1	.000	2	2	1.000	1	4	5	3.8	5	1	1	1	0	0	8	7.3
FLORIDA	02/18/23	*	13	2	4	.500	1	1	1.000	0	0	.000	1	1	2	3.8	1	0	0	1	0	0	5	7.2
GEORGIA	02/21/23	*	21	2	6	.333	1	3	.333	4	5	.800	0	7	7	3.9	3	0	0	0	0	2	9	7.3
at Alabama	02/25/23	*	34	2	7	.286	0	1	.000	0	0	.000	1	6	7	4.0	5	1	1	1	0	3	4	7.2
at Tennessee	02/28/23	*	24	0	4	.000	0	1	.000	1	2	.500	0	4	4	4.0	4	0	1	2	0	2	1	7.0
KENTUCKY	03/04/23	*	31	4	12	.333	1	6	.167	1	3	.333	3	4	7	4.1	3	0	2	0	1	2	10	7.1
vs Auburn (SEC)	03/09/23	*	21	4	5	.800	0	0	.000	3	4	.750	2	2	4	4.1	2	0	2	1	1	0	11	7.2
vs Texas A&M (SEC)	03/10/23	*	24	2	4	.500	1	2	.500	2	2	1.000	0	3	3	4.1	2	0	1	1	1	1	7	7.2
vs Illinois (NCAA)	03/16/23	*	27	2	8	.250	0	1	.000	2	3	.667	2	2	4	4.1	4	0	1	1	0	3	6	7.1
vs Kansas (NCAA)	03/18/23	*	34	3	6	.500	1	1	1.000	3	4	.750	3	0	3	4.0	5	1	0	2	0	2	10	7.2
Totals			22	861	93	.212	.439	20	.70	.286	47	.65	.723	43	98	141	4.0	104	8	33	36	17	253	7.2

JORDAN WALSH CAREER STATISTICS

Year	GP	GS	Min	Avg	FG	FGA	Pct	3FG	3FGA	Pct	FT	FTA	Pct	Off	Def	Tot	Avg	PF	FO	Ast	TO	Blk	Stl	Pts	Avg
2022-23	35	22	861	24.6	93	212	.439	20	70	.286	47	65	.723	43	98	141	4.0	104	8	33	36	17	39	253	7.2



NATIONAL RECRUITING RANKINGS

- #25 on the SI99 All-American list
- ESPN ★★★★★ #11 nation #4 SF
- 247Composite ★★★★★ #18 nation #7 SF
- 247Sports ★★★★★ #19 nation #7 SF
- Rivals ★★★★★ #24 nation #7 SF

- Led ARK in Pts:1
- Led ARK in Rebs:4
- Led ARK in Assists:1
- Led ARK in Steals:2
- Led ARK in Blocked Shots:0
- Double-figure Pts:10
- Double-figure Rebs:1
- 20-pt gms - 30-pt gms:0 - 0
- Gms with a 3PT Made:12
- Gms with 3+ Assists:1
- Gms with 3+ Steals:4
- Gms with 3+ Blks:0
- Gms with 5+ Rebs:10

WALSH'S PERSONAL BESTS

- POINTS**
Season: 18 vs Bradley (12/17/22)
SEC: 13 (2x) LAST vs Ole Miss (01/21/23)
- FG MADE**
Season: 7 vs Bradley (12/17/22)
SEC: 6 at LSU (12/28/22)
- FG ATTEMPTED**
Season: 14 at LSU (12/28/22)
SEC: 14 at LSU (12/28/22)
- 3-POINT FG MADE**
Season: 2 (5x) LAST vs Ole Miss (01/21/23)
SEC: 2 (2x) LAASST vs Ole Miss (01/21/23)
- 3-PT FG ATTEMPTS**
Season: 8 at LSU (12/28/22)
SEC: 8 at LSU (12/28/22)
- FT MADE**
Season: 4 vs Troy (11/28/22)
SEC: 3 vs Texas A&M (01/31/23)
- FT ATTEMPTED**
Season: 5 vs Troy (11/28/22)
SEC: 4 (2x) LAST vs Texas A&M (01/31/23)
- REBOUNDS**
Season: 10 (2x) LAST at South Carolina (02/04/23)
SEC: 10 (2x) LAST at S. Carolina (02/04/23)
- ASSISTS**
Season: 3 vs North Dakota State (11/07/22)
SEC: 2 (4x) LAST at Kentucky (03/04/23)
- STEALS**
Season: 4 vs Bradley (12/17/22)
SEC: 3 at Alabama (02/25/23)
- BLOCKED SHOTS**
Season: 2 (2x) LAST at Baylor (01/28/23)
SEC: 2 at LSU (12/28/22)
- MINUTES**
Season: 40:00 vs Ole Miss (01/21/23)
SEC: 40:00 vs Ole Miss (01/21/23)

15

MAKHI MITCHELL

F/C | Sr. | 6-9 | 230 | Washington, D.C. | Woodrow Wilson HS / Rhode Island

@MoTheKid03

@thats_khi

Including 2022-23, has TWO years of collegiate eligibility

Major: Food, Nutrition & Health

Born on Jan. 31, 2000 in Washington, D.C.

The son of Maria Mitchell



DOUBLE-DOUBLES (10)

SOPHOMORE (at URI) (1)
12/02/20 • SETON HALL 11 pts 11 reb

JUNIOR (at URI) (7)
11/12/21 • BRYANT 11 pts 18 reb
11/27/21 • GEORGIA STATE 10 pts 12 reb
12/13/21 • at Milwaukee 16 pts 10 reb
01/28/22 • at Dayton 12 pts 11 reb
02/05/22 • UMASS 13 pts 13 reb
02/12/22 • DAVIDSON 16 pts 11 reb
02/19/22 • at George Washington 13 pts 10 reb

SENIOR (at ARK) (2)
12/06/22 • UNC GREENSBORO 13 pts 14 reb
02/18/23 • FLORIDA 10 pts 10 reb

Makhi (Ma-KAI) Mitchell joined the Razorback squad with his twin Makhel for 2022-23 after playing two seasons at Rhode Island and one at Maryland ... Has two seasons of eligibility remaining ... Is the older of the twins by two minutes.

- **Had 14 rebounds vs UNCG, 12 at LSU & 10 vs FLA • 8 other gms with at least 8 rebs**
- **ON A PER 40 MINUTES BASIS, AVERAGES: 14.0 pts • 10.7 reb • 2.7 BLK**
- **Leads the team with 49 blocked shots ... 5th in the SEC in blocks at 14.0.**
- **In the postseason (SEC/NCAA), is 18-of-22 (81.8 FG%) • Avg: 5.3 rebs, 1.75 Blks, 1.76 Stls**

2022-23 HIGHLIGHTS:

- NORTH DAKOTA STATE: Made 4-of-5 FG and **tied his career high with three steals.**
- LOUISVILLE: Tied his brother for the team lead with a season-high six rebounds.
- TROY: Was bright spot for Arkansas in the first half with 10 points and nine rebounds as the Hogs trailed 33-31 ... Finished with a **season-high 14 points** (6-of-8 FG) with nine rebounds (all in the first half) and three blocked shots.
- UNCG: Had his **first double-double as a Razorback** with 13 points (4-of-5 FG; 5-of-7 FT) and 14 rebounds (all defensive) ... Added a season-high four blocked shots with two steals.
- OKLAHOMA: Had 10 points and a game-high six rebounds with a steal and two blocked shots ... Handed out a season-high four assists.
- UNCA: Scored 9 pts (4-of-5 FG) with three assists and three blocked shots
- @ LSU: Had 12 rebounds and eight points with three blocked shots ... Held KJ Williams to just 8 points (Williams entered the game averaging 19.3 ppg).
- @ VANDY: Just missed a double-double with 11 pints and 8 rebounds ... **Took and made his first 3-point shot of the year.**
- @ MISSOURI: Tied for the team lead with nine rebounds ... Made 5-of-6 at the line.
- LSU: Scored 10 points and led the team with eight rebounds ... For the second time vs LSU this season, had three blocked shots.
- @ KENTUCKY: Grabbed a game-high nine rebounds and added two assists.
- @ TEXAS A&M: Led Arkansas with nine rebounds and scored 11 points (4-of-4 FG, 3-of-4 FT) ... Added two blocked shots.
- FLORIDA: Posted his **second double-double as a Razorback** with 10 points and 10 rebounds ... Was a team-best +27 in 20 minutes played ... Scored a team-best six points in a 17-4 run to open the second half.
- vs AUBURN (SEC): For just the second time this year, came off the bench and scored 12 points (5-of-7 FG) ... Made two big layups late (4:29 and 1:54)
- vs TEXAS A&M (SEC): Scored 15 points, going **6-of-6 from the field with five dunks**, and 3-f-4 at the line ... Tied for the team lead with six rebounds ... **Led the team and tied his season high with three steals** ... Tied for the team lead and **tied his season high with four blocked shots.**



- **Led his team in Pts (ARK): 4 (0)**
- **Led his team in Rebs (ARK): 30 (13)**
- **Led his team in Assists (ARK): 5 (1)**
- **Led his team in Blk Shots (ARK): 25 (11)**
- **Double-figure Pts (ARK): 29 (10)**
- **Double-figure Rebs (ARK): 13 (3)**
- **20-pt gms - 30-pt gms (ARK): 0 - 0**
- **Gms with a 3PT Made (ARK): 7 (1)**
- **Gms with 3+ Assists (ARK): 9 (3)**
- **Gms with 3+ Blks (ARK): 11 (5)**
- **Gms with 3+ Steals (ARK): 6 (4)**
- **Gms with 5+ Rebs (ARK): 45 (87)**

MAKHI'S PERSONAL BESTS

POINTS

Season: 14 vs Troy (11/28/22)
Career: 19 vs American Int'l (01/02/22)
SEC: 11 at Vanderbilt (01/14/23)

FG MADE

Season: 6 vs Troy (11/28/22)
Career: 7 (2x) last Am International (01/02/22)
SEC: 4 at Vanderbilt (01/14/23)

FG ATTEMPTED

Season: 8 vs Troy (11/28/22)
Career: 12 at VCU (02/08/22)
SEC: 7 at Vanderbilt (01/14/23)

3-POINT FG MADE

Season: 1 at Vanderbilt (01/14/23)
Career: 1 (8x) LAST at Vanderbilt (01/14/23)
SEC: 1 at Vanderbilt (01/14/23)

3-PT FG ATTEMPTS

Season: 1 at Vanderbilt (01/14/23)
Career: 3 at Saint Joseph's (03/05/22)
SEC: 1 at Vanderbilt (01/14/23)

FT MADE

Season: 5 (2x) LAST at Missouri (01/18/23)
Career: 8 vs George Mason (11/22/19)
SEC: 5 at Missouri (01/18/23)

FT ATTEMPTED

Season: 7 vs UNC Greensboro (12/06/22)
Career: 12 (2x) last vs G. Washington (01/22/22)
SEC: 6 (2x) LAST at Missouri (01/18/23)

REBOUNDS

Season: 14 vs UNC Greensboro (12/06/22)
Career: 18 vs Bryant (11/21/21)
SEC: 12 at LSU (12/28/22)

ASSISTS

Season: 4 (2x) LAST vs Georgia (02/21/23)
Career: 8 at UMass (01/15/22)
SEC: 4 vs Georgia (02/21/23)

STEALS

Season: 3 (4x) LAST vs Texas A&M (03/10/23)
Career: 3 (5x) LAST vs UNCA (12/21/22)
SEC: 1 (3x) LAST vs Texas A&M (01/31/23)

BLOCKED SHOTS

Season: 4 (2x) LAST vs Texas A&M (03/10/23)
Career: 6 vs Saint Louis (03/03/22)
SEC: 3 (3x) LAST vs Texas A&M (01/31/23)

MINUTES

Season: 35:53 at LSU (12/28/22)
Career: 30:39 at Geo Washington (02/19/22)
SEC: 35:53 at LSU (12/28/22)

MAKHI MITCHELL 2022-23 GAME STATS

Opponent	Date	GS	Min	FG	FGA	Pct	3FG	3A	Pct	FT	FTA	Pct	O	D	Tot	Avg	PF	FO	A	TO	Blk	Stl	Pts	Avg	
NORTH DAKOTA ST.	11/07/22	*	20	4	5	.800	0	0	.000	0	0	.000	1	3	4	4.0	4	0	1	0	0	3	8	8.0	
FORDHAM	11/11/22	*	26	4	7	.571	0	0	.000	0	0	.000	2	2	4	4.0	3	0	2	0	2	3	8	8.0	
SOUTH DAKOTA ST.	11/16/22	*	15	2	5	.400	0	0	.000	1	3	.333	1	3	4	4.0	3	0	3	2	0	1	5	7.0	
vs Louisville	11/21/22	*	18	2	3	.667	0	0	.000	1	2	.500	3	3	6	4.5	3	0	1	2	1	0	5	6.5	
vs Creighton	11/22/22	*	8	1	2	.500	0	0	.000	0	0	.000	1	0	1	3.8	3	0	0	2	0	1	2	5.6	
vs San Diego St.	11/23/22	*	11	0	0	.000	0	0	.000	2	2	1.000	0	3	3	3.7	1	0	0	0	0	1	2	5.0	
TROY	11/28/22	*	28	6	8	.750	0	0	.000	2	2	1.000	4	5	9	4.4	2	0	0	2	3	0	14	6.3	
SAN JOSE ST.	12/03/22	*	12	4	6	.667	0	0	.000	0	1	.000	2	2	4	4.4	1	0	0	1	1	1	8	6.5	
UNC GREENSBORO	12/06/22	*	32	4	5	.800	0	0	.000	5	7	.714	0	14	14	5.4	2	0	1	0	4	2	13	7.2	
vs Oklahoma	12/10/22	*	22	5	8	.625	0	0	.000	0	0	.000	0	6	6	5.5	2	0	4	0	2	1	10	7.5	
vs Bradley	12/17/22	*	17	3	5	.600	0	0	.000	0	0	.000	1	2	3	5.3	5	1	2	2	1	2	6	7.4	
UNC ASHEVILLE	12/21/22	*	15	4	5	.800	0	0	.000	1	4	.250	0	1	1	4.9	2	0	3	0	2	3	9	7.5	
at LSU	12/28/22	*	36	3	5	.600	0	0	.000	2	3	.667	2	10	12	5.5	3	0	1	1	3	0	8	7.5	
MISSOURI	01/04/23	*	15	4	7	.571	0	0	.000	0	0	.000	3	4	7	5.6	3	0	0	1	2	0	8	7.6	
at Auburn	01/07/23	*	22	3	4	.750	0	0	.000	0	3	.000	1	6	7	5.7	2	0	0	1	2	0	6	7.5	
ALABAMA	01/11/23	*	27	3	5	.600	0	0	.000	4	6	.667	3	2	5	5.6	5	1	1	3	0	1	10	7.6	
at Vanderbilt	01/14/23	*	22	4	7	.571	1	1	1.000	2	4	.500	3	5	8	5.8	5	1	0	0	1	0	11	7.8	
at Missouri	01/18/23	*	36	1	3	.333	0	0	.000	5	6	.833	1	8	9	5.9	5	1	1	2	1	0	7	7.8	
OLE MISS	01/21/23	*	16	1	1	1.000	0	0	.000	2	2	1.000	0	2	2	5.7	2	0	1	0	1	1	4	7.6	
LSU	01/24/23	*	28	4	6	.667	0	0	.000	2	2	1.000	3	5	8	5.9	2	0	1	3	3	0	10	7.7	
at Baylor	01/28/23	*	16	2	2	1.000	0	0	.000	0	0	.000	1	3	4	5.8	5	1	1	1	1	0	4	7.5	
TEXAS A&M	01/31/23	*	15	3	5	.600	0	0	.000	0	0	.000	1	4	5	5.7	3	0	0	0	3	1	6	7.5	
at South Carolina	02/04/23	*	5	1	2	.500	0	0	.000	0	0	.000	1	1	2	5.6	0	0	0	0	0	0	2	7.2	
at Kentucky	02/07/23	*	26	1	1	1.000	0	0	.000	2	2	1.000	3	6	9	5.7	2	0	2	0	0	1	4	7.1	
MISSISSIPPI ST.	02/11/23	*	11	3	3	1.000	0	0	.000	0	1	.000	1	3	4	5.6	5	1	0	0	1	0	6	7.0	
at Texas A&M	02/15/23	*	26	4	4	1.000	0	0	.000	3	4	.750	3	6	9	5.8	3	0	1	0	2	0	11	7.2	
FLORIDA	02/18/23	*	20	5	7	.714	0	0	.000	0	0	.000	2	8	10	5.9	1	0	1	1	2	1	10	7.3	
GEORGIA	02/21/23	*	24	3	4	.750	0	0	.000	1	1	1.000	1	4	5	5.9	2	0	4	0	1	1	7	7.3	
at Alabama	02/25/23	*	13	0	2	.000	0	0	.000	0	0	.000	2	0	2	5.8	2	0	2	3	2	0	0	7.0	
at Tennessee	02/28/23	*	17	0	2	.000	0	0	.000	2	2	1.000	1	2	3	5.7	0	0	1	0	1	0	2	6.9	
KENTUCKY	03/04/23	*	18	1	2	.500	0	0	.000	0	0	.000	1	0	1	5.5	2	0	1	0	0	0	2	6.7	
vs Auburn (SEC)	03/09/23	*	24	5	7	.714	0	0	.000	2	2	1.000	4	2	6	5.5	3	0	2	1	0	1	12	6.9	
vs Texas A&M (SEC)	03/10/23	*	31	6	6	1.000	0	0	.000	3	4	.750	4	2	6	5.5	3	0	1	2	4	3	15	7.1	
vs Illinois (NCAA)	03/16/23	*	24	4	5	.800	0	0	.000	1	2	.500	1	6	7	5.6	3	0	1	0	2	0	9	7.2	
vs Kansas (NCAA)	03/18/23	*	20	3	4	.750	0	0	.000	0	1	.000	1	1	2	5.5	5	1	0	2	1	2	6	7.1	
Totals			31	716	103	153	.673	1	1	1.000	43	66	.652	58	134	192	5.5	97	7	39	32	49	30	250	7.1

MAKHI MITCHELL CAREER STATISTICS

Year	GP	GS	Min	Avg	FG	FGA	Pct	3FG	3FGA	Pct	FT	FTA	Pct	Off	Def	Tot	Avg	PF	FO	Ast	TO	Blk	Stl	Pts	Avg
2019-20 (MD)	12	6	111	9.2	12	34	.353	0	0	.000	12	22	.545	10	29	39	3.3	19	0	2	8	8	2	36	3.0
2020-21 (URI)	7	2	112	16.1	12	26	.462	0	0	.000	17	28	.607	6	28	34	4.9	22	1	2	10	4	4	41	5.9
2021-22 (URI)	31	27	749	24.1	121	232	.522	7	23	.304	59	113	.522	50	175	225	7.3	91	2	48	87	43	30	308	9.9
2022-23 (ARK)	35	31	716	20.5	103	153	.673	1	1	1.000	43	66	.652	58	134	192	5.5	97	7	39	32	49	30	250	7.1
CAREER	85	66	1688	19.9	248	445	.557	8	24	.333	131	229	.572	124	366	490	5.8	229	10	91	137	104	66	635	7.5

20 KAMANI JOHNSON

F | Sr. | 6-7 | 230 | Brooklyn, N.Y. | Holy Spirit (Ga.) Prep School / Little Rock

@KamaniJohnson20

@kamani_johnson

Including 2022-23, has **ONE** year of collegiate eligibility
Major: Communications - **Spring 2023 Graduate**
Born on Mar. 10, 2000 in Brooklyn, N.Y.
The son of Makini Campbell



DOUBLE-DOUBLES (4)

SOPHOMORE @ LITTLE ROCK	(2)
11/27/19 • ALCORN STATE	17 pts 12 reb
01/02/20 • TEXAS STATE	15 pts 10 reb
01/04/20 • UT ARLINGTON	30 pts 13 reb
02/22/20 • at Arkansas St.	32 pts 16 reb
^ - Back-to-Back games	

Played his first two seasons at Little Rock ... Sat out 2020-21 at Arkansas as a transfer ... Played 26 games with one start for the Razorbacks in 2021-22 ... Was **third team All-Sun Belt in 2020** ... Among the Sun Belt and NCAA leaders in rebounding and free throws attempted.

- Is 5-1 as a starter ... Brings high energy and toughness ... Great offensive rebounder with a knack for drawing free throw attempts ... A solid defender and excellent passer for a big man (although he only has four assists this season) ...
- Only played three minutes over six games after injuring his foot versus South Carolina ... Returned to the lineup for the Tennessee and Kentucky games to close the season.

2022-23 HIGHLIGHTS:

- SAN DIEGO STATE: After playing just 22 minutes with zero points through the first five games, made a huge impact **playing the final 19:07 in the come-from-behind win** ... Checked in at the 14:25 mark and the Hogs were down 11 (45-34) ... **TIED THE GAME WITH A TIP-IN AT THE BUZZER TO FORCE OVERTIME** ... Finished the game with seven points, seven rebounds and two steals with a +14 ... Had four points, four rebounds and two steals in overtime - **sealed the win two free throws with tree seconds left in OT and stole the inbounds pass for the four-point win.**
- TROY: Saw his most playing time as a Razorback with 32:29 minutes and was second-best on the team at +14.
- OKLAHOMA: Was +7 in 15:44 played with five rebounds (three offensive), five points, one assist, one steal and one blocked shot.
- UNCA: **Perhaps his best overall game of the season** ... Had seven points and seven rebounds (five offensive) with three steals and two assists
- MISSOURI: Provided a bug spark off the bench ... **Pulled down a team-best and then season-high eight rebounds** ... Drew six fouls.
- @ AUBURN: Had five rebounds and led the team with two steals.
- KENTUCKY: Prior to the game, was honored as the Razorbacks' lone senior whose eligibility expires this year ... Played eight minutes and grabbed three offensive rebounds, drew three fouls and had a steal.
- vs AUBURN (SEC): Earned the start and scored 4 points (2-2 FG) with three rebounds (two offensive) in 7:53 played.
- vs ILLINOIS (NCAA): Got his fifth start of the season ... Only played 12:12 but grabbed four offensive rebounds ... Set the tone early with his aggressiveness.
- vs KANSAS (NCAA): **Had 10 rebounds, his most as a Razorback** ... Pulled down six offensive boards in 19 minutes (Kansas had seven offensive boards for the game) ... **FOR THE SECOND TIME THIS SEASON, CAME UP HUGE ON THE OFFENSIVE GLASS** ... With 52 seconds left and the game tied, had a huge offensive rebound and put-back to put the Hogs up two (67=65).

KAMANI JOHNSON 2022-23 GAME STATS

Opponent	Date	GS	Min	FG	FGA	Pct	3FG	3A	Pct	FT	FTA	Pct	O	D	Tot	Avg	PF	FO	A	TO	Blk	Stl	Pts	Avg	
NORTH DAKOTA ST.	11/07/22	*	10	0	0	.000	0	0	.000	0	0	.000	0	0	0	0.0	2	0	0	1	0	1	0	0.0	
FORDHAM	11/11/22		3	0	1	.000	0	0	.000	0	2	.000	1	0	1	0.5	0	0	0	0	0	0	0	0.0	
SOUTH DAKOTA ST.	11/16/22		9	1	3	.333	0	0	.000	0	0	.000	3	1	4	1.7	3	0	0	3	0	1	2	0.7	
vs Louisville	11/21/22	DNP																							
vs Creighton	11/22/22	DNP																							
vs San Diego St.	11/23/22		19	2	2	1.000	0	0	.000	3	5	.600	4	3	7	3.0	3	0	0	1	0	2	7	2.3	
TROY	11/28/22		32	1	3	.333	0	0	.000	6	8	.750	0	3	3	3.0	2	0	0	0	0	1	8	3.4	
SAN JOSE ST.	12/03/22		3	0	0	.000	0	0	.000	0	0	.000	0	0	0	2.5	1	0	0	0	0	1	0	2.8	
UNC GREENSBORO	12/06/22		9	0	1	.000	0	0	.000	1	2	.500	1	4	5	2.9	0	0	0	1	0	1	0	2.6	
vs Oklahoma	12/10/22		15	2	3	.667	0	0	.000	1	1	1.000	3	2	5	3.1	2	0	1	0	1	1	5	2.9	
vs Bradley	12/17/22		12	1	1	1.000	0	0	.000	0	0	.000	1	1	2	3.0	2	0	0	0	1	0	2	2.8	
UNC ASHEVILLE	12/21/22		22	3	6	.500	0	0	.000	1	2	.500	5	2	7	3.4	2	0	2	0	0	3	7	3.2	
at LSU	12/28/22		7	0	0	.000	0	0	.000	0	0	.000	0	0	0	3.1	2	0	0	0	0	0	0	2.9	
MISSOURI	01/04/23		20	2	2	1.000	0	0	.000	1	4	.250	3	5	8	3.5	3	0	0	0	0	1	5	3.1	
at Auburn	01/07/23		20	0	2	.000	0	0	.000	1	2	.500	3	2	5	3.6	3	0	0	0	0	2	1	2.9	
ALABAMA	01/11/23		6	0	0	.000	0	0	.000	0	0	.000	0	0	0	3.4	2	0	0	0	0	0	0	2.7	
at Vanderbilt	01/14/23		8	0	0	.000	0	0	.000	0	0	.000	1	0	1	3.2	5	1	0	0	1	0	0	2.5	
at Missouri	01/18/23	*	31	2	4	.500	0	0	.000	3	4	.750	3	4	7	3.4	5	1	0	1	0	0	7	2.8	
OLE MISS	01/21/23	*	3	0	1	.000	0	0	.000	0	0	.000	0	0	0	3.2	2	0	0	0	0	0	0	2.6	
LSU	01/24/23		7	0	0	.000	0	0	.000	0	0	.000	1	0	1	3.1	3	0	1	1	1	0	0	2.5	
at Baylor	01/28/23		3	0	0	.000	0	0	.000	0	0	.000	0	1	1	3.0	1	0	0	0	0	0	0	2.4	
TEXAS A&M	01/31/23	DNP																							
at South Carolina	02/04/23		1	0	0	.000	0	0	.000	0	0	.000	0	0	0	2.9	0	0	0	0	1	0	0	2.3	
at Kentucky	02/07/23	DNP																							
MISSISSIPPI ST.	02/11/23	DNP																							
at Texas A&M	02/15/23		3	0	0	.000	0	0	.000	0	0	.000	0	0	0	2.7	2	0	0	0	0	0	0	2.1	
FLORIDA	02/18/23	DNP-Inj																							
GEORGIA	02/21/23	DNP-Inj																							
at Alabama	02/25/23	DNP-Inj																							
at Tennessee	02/28/23		12	0	0	.000	0	0	.000	0	2	.000	1	2	3	2.7	2	0	0	0	0	0	0	2.0	
KENTUCKY	03/04/23		8	0	0	.000	0	0	.000	2	3	.667	3	0	3	2.7	2	0	0	0	0	1	2	2.0	
vs Auburn (SEC)	03/09/23	*	8	2	2	1.000	0	0	.000	0	0	.000	2	1	3	2.8	3	0	0	2	0	0	4	2.1	
vs Texas A&M (SEC)	03/10/23	DNP																							
vs Illinois (NCAA)	03/16/23	*	13	2	5	.400	0	0	.000	1	1	1.000	4	1	5	2.8	2	0	0	0	0	0	5	2.2	
vs Kansas (NCAA)	03/18/23	*	18	2	3	.667	0	0	.000	0	1	.000	6	4	10	3.1	4	0	0	2	0	0	4	2.3	
Totals			6	302	20	39	.513	0	0	.000	20	37	.541	45	36	81	3.1	58	2	4	11	6	14	60	2.3

KAMANI JOHNSON CAREER STATISTICS

Year	GP	GS	Min	Avg	FG	FGA	Pct	3FG	3FGA	Pct	FT	FTA	Pct	Off	Def	Tot	Avg	PF	FO	Ass	TO	Blk	Stl	Pts	Avg
2018-19 (VALR)	27	15	519	19.2	53	96	.552	0	1	.000	33	65	.508	51	79	130	4.8	85	5	37	41	13	14	139	5.1
2019-20 (VALR)	31	28	860	27.7	98	191	.513	0	1	.000	144	198	.727	94	113	207	6.7	99	5	68	67	15	23	340	11.0
2021-22 (ARK)	26	1	203	7.8	18	29	.621	0	0	.000	23	43	.535	34	35	69	2.7	37	0	7	16	10	6	59	2.3
2022-23 (ARK)	26	6	302	11.6	20	39	.513	0	0	.000	20	37	.541	45	36	81	3.1	58	2	4	11	6	14	60	2.3
CAREER	110	50	1884	17.1	189	355	.532	0	2	.000	220	343	.641	224	263	487	4.4	279	12	116	135	44	57	598	5.4



- Led his team in Pts (ARK): 5 (0)
- Led his team in Rebs (ARK): 15 (5)
- Led his team in Assists (ARK): 7 (0)
- Led his tm in PT+REB Same Gm (ARK): 3 (0)
- Led his tm in P+R+A Same Gm (ARK): 2 (0)
- Double-figure Pts (ARK): 20 (0)
- Double-figure Rebs (ARK): 8 (1)
- 20-pt gms (ARK): 3 (0)
- 30-pt gms (ARK): 2 (0)
- Gms with a 3PT Made (ARK): 0 (0)
- Gms with 3+ Assists (ARK): 17 (0)
- Gms with 5+ Rebs (ARK): 47 (10)

JOHNSON'S PERSONAL BESTS

Season: 8	vs Troy (11/28/22)
Career: 32	at Arkansas State (02/22/20)
SEC: 7 (2x)	last vs Miss State (02/05/22)

FG MADE

Season: 2	vs San Diego State (11/23/22)
Career: 9	at Arkansas State (02/22/20)
SEC: 3	vs Mississippi State (02/05/22)

FG ATTEMPTED

Season: 3	vs Troy (11/28/22)
Career: 13	at Memphis (11/20/19)
SEC: 5	vs Mississippi State (02/05/22)

3-PT FG ATT

Season: --	
Career: 1 (2x)	last at Memphis (11/20/19)
SEC: --	

FT MADE

Season: 3	vs San Diego State (11/23/22)
Career: 14	at Arkansas State (02/22/20)
SEC: 5	at Texas A&M (01/08/22)

FT ATTEMPTED

Season: 6	vs Troy (11/28/22)
Career: 16	at Arkansas State (02/22/20)
SEC: 8	at Tennessee (03/05/22)

REBOUNDS

Season: 10	vs Kansas (03/18/23)
Career: 20	at Arkansas State (02/22/20)
SEC: 8 (2x)	last at Tennessee (03/05/22)

ASSISTS

Season: 1 (4x)	LAST vs LSU (01/24/23)
Career: 6	vs App State (02/01/20)
SEC: 2	vs Mississippi State (02/05/22)

STEALS

Season: 3	vs UNC Asheville (12/21/22)
Career: 3 (2x)	vs UNCA (12/21/22)
SEC: 2	at Auburn (01/07/23)

BLOCKED SHOTS

Season: 1 (3x)	LAST at Vanderbilt (01/14/23)
Career: 3	vs Elon (12/21/21)
SEC: 1 (2x)	LAST at Vanderbilt (01/14/23)

MINUTES

Season: 32:29	vs Troy (11/28/22)
Career: 38:42	vs UT Arlington (01/04/20)
SEC: 30:29	at Missouri (01/18/23)

22

MAKHEL MITCHELL

F/C | Sr. | 6-10 | 240 | Washington, D.C. | Woodrow Wilson HS / Rhode Island

@makhelmitchell

@_kheill

Including 2022-23, has **TWO** years of collegiate eligibility
Major: Food, Nutrition & Health
Born on Jan. 31, 2000 in Washington, D.C.
The son of Maria Mitchell



DOUBLE-DOUBLES (4)

SOPHOMORE (at URI) (3)
01/16/21 • GEORGE MASON ^ 14 pts 10 reb
01/20/21 • at Duquesne ^ 16 pts 11 reb
02/16/21 • DAYTON 16 pts 12 reb

JUNIOR (at URI) (1)
02/08/22 • at VCU 12 pts 10 reb
^ - Consecutive games

Makhel (Ma-Kale) Mitchell joined the Razorback squad with his twin Makhi for 2022-23 after playing two seasons at Rhode Island and one at Maryland ... Has two seasons of eligibility remaining ... Is the younger of the twins by two minutes.

- ON A PER 40 MINUTES BASIS, AVERAGES: 11.5 pts • 10.1 reb and **4.7 BLOCKED SHOTS**
- Ranks 5th among active SEC players in career blocked shots (165)
- 5th in the SEC (56th NCAA) in blocked shots (1.55)
- IN SEC GAMES ONLY, was 2nd in blocked shots (2.07)

2022-23 HIGHLIGHTS:

- LOUISVILLE: Tied his brother with a game and season-high six rebounds ... Also scored a season-high 12 points, making 4-of-5 FG - all four on dunks -and making 4-of-6 at the line.
- SAN DIEGO STATE: Was 3-of-3 from the field (with two dunks) and led the team with two blocked shots.
- UNCA: Was solid in his eight minutes with six points, three rebounds, three blocked shots and a steal.
- ALABAMA: Got his first start of the season ... Had five points and four rebounds ... Made both of his FG attempts (both dunks) and made his only FT attempt ... Rejected two shots and added a steal
- OLE MISS: After not playing at Mizzou the previous game, was having one of his most impactful games of the season ... Only played 21:08 before leaving the game with a foot injury ... Scored four points with five rebounds (SEC high and 2nd-best total of the season), two steals (tying as season high), two blocked shots and an assist.
- @ BAYLOR: After missing a game with a foot injury, provided a big spark off the bench ... Was 1 of 2 players in the positive in +/- at +3 ... Had season highs in minutes (23:05), rebounds (7) and blocked shots (3).
- TEXAS A&M: On his birthday, **blocked seven shots** (one shy of his career high) with a **career-high 13 rebounds** ... Added nine points and played a season-high 32:16.
- @ KENTUCKY: Scored a **season-high 15 points** (7-9 FG) and blocked five shots.
- MISS STATE: Tied for the team lead with six rebounds, was 3-of-3 from the field and blocked three shots.
- @ ALABAMA: Led the team with eight rebounds and was +3 in his 17:56 played.



- Led his tm in Pts (ARK): 13 (0)
- Led his tm in Rebs (ARK): 16 (4)
- Led his tm in Assists (ARK): 8 (0)
- Led his tm in BLK Shots (ARK): 44 (9)
- Double-figure Pts (ARK): 30 (0)
- Double-figure Rebs (ARK): 4 (0)
- 20-pt gms - 30-pt gms (ARK): 3 (0) - 0 (0)
- Gms with a 3PT Made (ARK): 0 (0)
- Gms with 3+ Assists (ARK): 4 (0)
- Gms with 3+ Blks (ARK): 23 (5)
- Gms with 5+ Rebs (ARK): 37 (5)

MAKHEL'S PERSONAL BESTS

POINTS

Season: 15 at Kentucky (02/07/23)
Career: 23 at UMass (01/13/21)
SEC: 15 at Kentucky (02/07/23)

FG MADE

Season: 7 at Kentucky (02/07/23)
Career: 10 at UMass (01/13/21)
SEC: 7 at Kentucky (02/07/23)

FG ATTEMPTED

Season: 9 at Kentucky (02/07/23)
Career: 16 vs Saint Louis (03/02/22)
SEC: 9 at Kentucky (02/07/23)

3-POINT FG MADE

Season: --

Career: --

SEC: --

3-PT FG ATTEMPTS

Season: --

Career: 2 (2x) LAST at Milwaukee (12/13/21)

SEC: --

FT MADE

Season: 4 vs Louisville (11/21/22)
Career: 8 vs George Mason (11/22/19)
SEC: 2 vs Ole Miss (01/21/23)

FT ATTEMPTED

Season: 6 vs Louisville (11/21/22)
Career: 13 (2x) last vs G. Washington (01/22/22)
SEC: 4 vs Ole Miss (01/21/23)

REBOUNDS

Season: 13 vs Texas A&M (01/31/23)
Career: 13 vs Texas A&M (01/31/23)
SEC: 13 vs Texas A&M (01/31/23)

ASSISTS

Season: 3 vs Louisville (11/21/22)
Career: 5 vs Georgia State (11/27/21)
SEC: 1 (2x) LAST vs Ole Miss (01/21/23)

STEALS

Season: 2 (2x) LAST vs Ole Miss (01/21/23)
Career: 3 at Fordham (02/02/22)
SEC: 2 vs Ole Miss (01/21/23)

BLOCKED SHOTS

Season: 7 vs Texas A&M (01/31/23)
Career: 8 vs Boston College (11/21/21)
SEC: 7 vs Texas A&M (01/31/23)

MINUTES

Season: 32:16 vs Texas A&M (01/31/23)
Career: 33:55 at Geo Washington (02/19/22)
SEC: 32:16 vs Texas A&M (01/31/23)

MAKHEL MITCHELL 2022-23 GAME STATS

Opponent	Date	GS	Min	FG	FGA	Pct	3FG	3A	Pct	FT	FTA	Pct	O	D	Tot	Avg	PF	FO	A	TO	Blk	Stl	Pts	Avg
NORTH DAKOTA ST.	11/07/22	DNP																						
FORDHAM	11/11/22	4	0	1	.000	0	0	.000	0	0	.000	0	0	0	0.0	0	0	0	1	0	1	0	0.0	
SOUTH DAKOTA ST.	11/16/22	6	0	1	.000	0	0	.000	0	0	.000	0	3	3	1.5	2	0	1	1	0	1	0	0.0	
vs Louisville	11/21/22	20	4	5	.800	0	0	.000	4	6	.667	0	6	6	3.0	2	0	3	0	2	2	12	4.0	
vs Creighton	11/22/22	7	2	3	.667	0	0	.000	0	1	.000	1	2	3	3.0	0	0	0	0	2	0	4	4.0	
vs San Diego St.	11/23/22	14	3	3	1.000	0	0	.000	0	0	.000	0	3	3	3.0	3	0	0	1	2	0	6	4.4	
TROY	11/28/22	7	1	1	1.000	0	0	.000	0	0	.000	1	1	2	2.8	0	0	0	0	0	0	2	4.0	
SAN JOSE ST.	12/03/22	1	0	1	.000	0	0	.000	0	0	.000	1	0	1	2.6	0	0	0	0	0	0	0	3.4	
UNC GREENSBORO	12/06/22	DNP																						
vs Oklahoma	12/10/22	DNP																						
vs Bradley	12/17/22	1	0	0	.000	0	0	.000	0	0	.000	0	0	0	2.3	0	0	0	0	0	0	0	3.0	
UNC ASHEVILLE	12/21/22	8	2	4	.500	0	0	.000	2	2	1.000	1	2	3	2.3	1	0	0	2	3	1	6	3.3	
at LSU	12/28/22	DNP																						
MISSOURI	01/04/23	1	0	0	.000	0	0	.000	1	2	.500	0	0	0	2.1	0	0	0	0	0	0	1	3.1	
at Auburn	01/07/23	7	1	1	1.000	0	0	.000	0	0	.000	0	2	2	2.1	1	0	0	1	0	0	2	3.0	
ALABAMA	01/11/23	* 22	2	2	1.000	0	0	.000	1	1	1.000	2	2	4	2.3	3	0	0	1	2	1	5	3.2	
at Vanderbilt	01/14/23	* 17	4	5	.800	0	0	.000	0	3	.000	1	1	2	2.2	3	0	1	1	2	0	8	3.5	
at Missouri	01/18/23	DNP																						
OLE MISS	01/21/23	21	1	1	1.000	0	0	.000	2	4	.500	2	3	5	2.4	3	0	1	0	2	2	4	3.6	
LSU	01/24/23	DNP-Inj																						
at Baylor	01/28/23	24	2	3	.667	0	0	.000	0	0	.000	2	5	7	2.7	4	0	2	1	3	0	4	3.6	
TEXAS A&M	01/31/23	* 32	4	8	.500	0	0	.000	1	3	.333	5	8	13	3.4	4	0	0	0	7	1	9	3.9	
at South Carolina	02/04/23	* 19	2	5	.400	0	0	.000	1	2	.500	1	3	4	3.4	2	0	0	0	1	0	5	4.0	
at Kentucky	02/07/23	* 29	7	9	.778	0	0	.000	1	1	1.000	0	4	4	3.4	4	0	0	0	5	0	15	4.6	
MISSISSIPPI ST.	02/11/23	* 30	3	3	1.000	0	0	.000	0	2	.000	0	6	6	3.6	2	0	0	2	3	1	6	4.7	
at Texas A&M	02/15/23	* 19	2	4	.500	0	0	.000	0	1	.000	0	4	4	3.6	5	1	0	2	4	0	4	4.7	
FLORIDA	02/18/23	13	2	2	1.000	0	0	.000	0	0	.000	2	2	4	3.6	2	0	0	0	2	0	4	4.6	
GEORGIA	02/21/23	8	1	1	1.000	0	0	.000	0	0	.000	1	3	4	3.6	3	0	1	0	0	0	2	4.5	
at Alabama	02/25/23	18	2	4	.500	0	0	.000	1	3	.333	2	6	8	3.8	2	0	0	1	1	1	5	4.5	
at Tennessee	02/28/23	11	0	0	.000	0	0	.000	0	0	.000	0	0	0	3.7	5	1	0	1	2	0	0	4.3	
KENTUCKY	03/04/23	* 15	0	5	.000	0	0	.000	0	0	.000	4	1	5	3.7	3	0	0	1	0	0	0	4.2	
vs Auburn (SEC)	03/09/23	8	0	0	.000	0	0	.000	0	0	.000	0	1	1	3.6	1	0	0	1	0	0	0	4.0	
vs Texas A&M (SEC)	03/10/23	* 15	2	2	1.000	0	0	.000	0	0	.000	0	2	2	3.6	4	0	1	0	2	0	4	4.0	
vs Illinois (NCAA)	03/16/23	3	0	0	.000	0	0	.000	1	2	.500	0	0	0	3.4	0	0	0	0	0	0	1	3.9	
vs Kansas (NCAA)	03/18/23	0	0	0	.000	0	0	.000	0	0	.000	0	0	0	3.3	0	0	0	0	0	0	0	3.8	
Totals		9	380	47	74	.635	0	0	.000	15	33	.455	26	70	96	3.3	59	2	10	17	45	11	109	3.8

MAKHEL MITCHELL CAREER STATISTICS

Year	GP	GS	Min	Avg	FG	FGA	Pct	3FG	3FGA	Pct	FT	FTA	Pct	Off	Def	Tot	Avg	PF	FO	Ass	TO	Blk	Stl	Pts	Avg
2019-20 (MD)	10	0	67	6.7	4	8	.500	0	0	.000	2	4	.500	8	15	23	2.3	9	0	2	3	4	2	10	1.0
2020-21 (URI)	25	23	558	22.3	97	186	.522	0	2	.000	45	96	.469	47	92	139	5.6	87	7	22	49	42	10	239	9.6
2021-22 (URI)	31	27	821	26.5	135	269	.502	0	7	.000	62	118	.525	34	139	173	5.6	86	3	40	59	74	23	332	10.7
2022-23 (ARK)	29	9	380	13.1	47	74	.635	0	0	.000	15	33	.455	26	70	96	3.3	59	2	10	17	45	11	109	3.8
CAREER	95	59	1826	19.2	283	537	.527	0	9	.000	124	251	.494	115	316	431	4.5	241	12	74	128	165	46	690	7.3

23 DERRIAN FORD

G | Fr. | 6-3 | 205 | Magnolia, Ark. | Magnolia HS

@thetruthballers
@derrianford2022

Including 2022-23, has **FOUR** years of collegiate eligibility
Major: TBA (Education)
Born on Nov. 14, 2003 in Magnolia, Ark.
The son of Darnell and Tiffani Ford



RAZORBACK FACT

Most free throws attempted in a season without a miss, since 1947-48 (HogsStats):

- 7 - Joseph Pinion, 2022-23
- 6 - Derrian Ford, 2022-23
- 6 - DeQuavious Wagner, 2013-14
- 6 - Willie Cutts, 1983-84
- 4 - Three others

Made the **University's Dean's List** (3.5-3.99 GPA) for **Fall 2022**.
Made the **Department's Honor Roll** (3.5-3.99 GPA) for **Fall 2022**.

NAMED TO THE SEC COMMUNITY SERVICE TEAM FOR HIS WORK WITH:

- Extra Yard for Teachers
- First Tee Golf Event
- The Children's Safety Center
- The Yvonne Richardson Center Bike Giveaway
- The Miracles and Magic Radiothon for NWA Children's Hospital

- Two-time Gatorade Arkansas Player of the Year (2021 & '22)
- McDonald's High school All-American Nominee

- Two-time (2021 and 2022) Class 4A Player of the Year by the Arkansas Basketball Coaches Association

2022-23 HIGHLIGHTS:

- FORDHAM: Scored his first two collegiate points
- SOUTH DAKOTA STATE: Grabbed three rebounds and had a steal in nine minutes.
- SAN JOSE STATE: Had three assists and two points in 7:15 played.
- UNCA: Dished out two assists with three rebounds.
- @ MISSOURI: Saw his most significant minutes of the season ... Scored four points (1-of-1 FG and 2-of-2 FT) in 9:29 played.
- OLE MISS: Was the first sub off the bench for the first time this season.
- GEORGIA: Had two assists and two rebounds in 3:45.



NATIONAL RECRUITING RANKINGS

- #66 on the SI99 All-American list
- 247Sports ★★★★★ #69 nation #11 CG
- 247Composite ★★★★★ #68 nation #12 CG
- ESPN ★★★★★ #71 nation #12 SF
- Rivals ★★★★★ #78 nation #16 SG

DERRIAN FORD 2022-23 GAME STATS

Opponent	Date	GS	Min	FG	FGA	Pct	3FG	3A	Pct	FT	FTA	Pct	O	D	Tot	Avg	PF	FO	A	TO	Blk	Stl	Pts	Avg
NORTH DAKOTA ST.	11/07/22	3	0	1	.000	0	0	.000	0	0	.000	1	0	1	1.0	0	0	0	0	0	0	0	0	0.0
FORDHAM	11/11/22	5	1	2	.500	0	0	.000	0	0	.000	0	0	0	0.5	0	0	0	0	0	0	0	2	1.0
SOUTH DAKOTA ST.	11/16/22	9	0	0	.000	0	0	.000	0	0	.000	0	3	3	1.3	1	0	0	1	0	1	0	0	0.7
vs Louisville	11/21/22	4	1	1	1.000	0	0	.000	0	0	.000	0	0	0	1.0	1	0	0	0	0	0	0	2	1.0
vs Creighton	11/22/22	DNP																						
vs San Diego St.	11/23/22	DNP																						
TROY	11/28/22	DNP																						
SAN JOSE ST.	12/03/22	7	1	1	1.000	0	0	.000	0	0	.000	0	0	0	0.8	0	0	3	0	0	0	0	2	1.2
UNC GREENSBORO	12/06/22	1	0	0	.000	0	0	.000	0	0	.000	0	0	0	0.7	0	0	0	0	0	0	0	0	1.0
vs Oklahoma	12/10/22	DNP																						
vs Bradley	12/17/22	2	0	0	.000	0	0	.000	0	0	.000	0	0	0	0.6	0	0	0	1	0	0	0	0	0.9
UNC ASHEVILLE	12/21/22	9	0	2	.000	0	0	.000	2	2	1.000	0	3	3	0.9	0	0	2	0	0	0	0	2	1.0
at LSU	12/28/22	DNP																						
MISSOURI	01/04/23	DNP																						
at Auburn	01/07/23	1	0	0	.000	0	0	.000	0	0	.000	0	0	0	0.8	0	0	0	0	0	0	0	0	0.9
ALABAMA	01/11/23	0	0	0	.000	0	0	.000	0	0	.000	0	0	0	0.7	0	0	0	0	0	0	0	0	0.8
at Vanderbilt	01/14/23	3	0	0	.000	0	0	.000	0	0	.000	0	0	0	0.6	1	0	0	1	0	0	0	0	0.7
at Missouri	01/18/23	9	1	1	1.000	0	0	.000	2	2	1.000	0	0	0	0.6	1	0	0	1	0	0	0	4	1.0
OLE MISS	01/21/23	7	0	1	.000	0	1	.000	0	0	.000	0	0	0	0.5	1	0	0	0	0	0	0	0	0.9
LSU	01/24/23	DNP																						
at Baylor	01/28/23	DNP																						
TEXAS A&M	01/31/23	DNP																						
at South Carolina	02/04/23	DNP																						
at Kentucky	02/07/23	0	0	0	.000	0	0	.000	0	0	.000	0	0	0	0.5	0	0	0	0	0	0	0	0	0.9
MISSISSIPPI ST.	02/11/23	DNP																						
at Texas A&M	02/15/23	DNP																						
FLORIDA	02/18/23	2	0	0	.000	0	0	.000	0	0	.000	0	0	0	0.5	0	0	0	0	0	0	0	0	0.8
GEORGIA	02/21/23	4	0	0	.000	0	0	.000	0	0	.000	0	2	2	0.6	0	0	2	0	0	0	0	0	0.8
at Alabama	02/25/23	0	0	0	.000	0	0	.000	0	0	.000	0	0	0	0.5	0	0	0	0	0	0	0	0	0.7
at Tennessee	02/28/23	9	0	0	.000	0	0	.000	2	2	1.000	0	0	0	0.5	1	0	0	0	0	0	0	2	0.8
KENTUCKY	03/04/23	0	0	0	.000	0	0	.000	0	0	.000	0	0	0	0.5	0	0	0	0	0	0	0	0	0.7
vs Auburn (SEC)	03/09/23	DNP																						
vs Texas A&M (SEC)	03/10/23	DNP																						
vs Illinois (NCAA)	03/16/23	DNP																						
vs Kansas (NCAA)	03/18/23	0	0	0	.000	0	0	.000	0	0	.000	0	0	0	0.5	0	0	0	0	0	0	0	0	0.7
Totals		0	75	4	9	.444	0	1	.000	6	6	1.000	1	8	9	0.5	6	0	7	4	0	1	14	0.7

FORD'S PERSONAL BESTS

POINTS	
Season: 4	at Missouri (01/18/23)
SEC: 4	at Missouri (01/18/23)
FG MADE	
Season: 1 (4x)	LAST at Missouri (01/18/23)
SEC: 1	at Missouri (01/18/23)
FG ATTEMPTED	
Season: 2	vs Fordham (11/11/22)
SEC: 1	at Missouri (01/18/23)
3-POINT FG MADE	
Season: --	
SEC: --	
3-PT FG ATTEMPTS	
Season: --	
SEC: --	
FT MADE	
Season: 2 (3x)	LAST at Tennessee (02/28/23)
SEC: 2 (2x)	LAST at Tennessee (02/28/23)
FT ATTEMPTED	
Season: 2 (3x)	LAST at Tennessee (02/28/23)
SEC: 2 (2x)	LAST at Tennessee (02/28/23)
REBOUNDS	
Season: 3 (2x)	LAST vs UNC Asheville (12/21/22)
SEC: 2	vs Georgia (02/21/23)
ASSISTS	
Season: 3	vs San Jose State (12/03/22)
SEC: 2	vs Georgia (02/21/23)
STEALS	
Season: 1	vs South Dakota State (11/16/22)
SEC: --	
BLOCKED SHOTS	
Season: --	
SEC: --	
MINUTES	
Season: 9:29	at Missouri (01/18/23)
SEC: 9:29	at Missouri (01/18/23)

DERRIAN FORD CAREER STATISTICS

Year	GP	GS	Min	Avg	FG	FGA	Pct	3FG	3FGA	Pct	FT	FTA	Pct	Off	Def	Tot	Avg	PF	FO	Asst	TO	Blk	Stl	Pts	Avg
2022-23	20	0	75	3.8	4	9	.444	0	1	.000	6	6	1.000	1	8	9	0.5	6	0	7	4	0	1	14	0.7

21 CADE ARBOGAST

G | Jr. | 6-3 | 180 | Concord, Calif. | De La Salle HS / Lane (Ore.) CC

[@cadearbogast](#)
[@cadearbogast](#)

Including 2022-23, has **THREE** years of collegiate eligibility
Major: Communications
Born on Aug. 23, 2000 in Walnut Creek, Calif.
The son of Peter and Carol Arbogast



Named to the 2022-23 SEC Winter Academic Honor Roll

2021-22 (So.):

• **Scored his first collegiate points** – a 3-pointer (1:32 in the 2nd half) [that blew the roof off Bud Walton Arena](#) – in the **San Jose State win**.

2021-22 (So. at Arkansas):

• Came to Arkansas as a walkon but earned a scholarship on Jan. 21 ([watch](#)) ... Played in four games, including the NCAA second-round win over New Mexico State ... **Grabbed three rebounds and added an assist in the win at Georgia**.

CADE ARBOGAST CAREER STATISTICS

Year	GP	GS	Min	Avg	FG	FGA	Pct	3FG	3FGA	Pct	FT	FTA	Pct	Off	Def	Tot	Avg	PF	FO	Ast	TO	Blk	Stl	Pts	Avg
2021-22	4	0	3	0.8	0	4	.000	0	2	.000	0	0	.000	2	1	3	0.8	0	0	1	0	0	0	0	0.0
2022-23	8	0	11	1.4	1	4	.250	1	4	.250	0	0	.000	0	1	1	0.1	1	0	0	0	0	0	3	0.4
CAREER	12	0	14	1.2	1	8	.125	1	6	.167	0	0	.000	2	2	4	0.3	1	0	1	0	0	0	3	0.3

45 LAWSON BLAKE

F | So. | 6-10 | 235 | Fayetteville, Ark. | Fayetteville HS / Link Year (Mo.) Prep

[@lawsonblake](#)
[@lawson.blake](#)

Including 2022-23, has **THREE** years of collegiate eligibility
Major: Exercise Science
Born on an. 3, 2002 in San Antonio, Texas
The son of Larry and Allison Blake



Named to the SEC First-Year Academic Honor Roll (2021-22) and the 2022-23 SEC Winter Academic Honor Roll

Made the **University's Chancellor's List** (4.0 GPA) for **Fall 2022**.

Made the **Department's Champions Honor Roll** (4.0 GPA) for **Fall 2022**.

2022-23 (So.):

• **Scored his first career points in the win over Georgia**, converting an old-fashioned, 3-point play with 27 seconds left ([WATCH BASKET AND TEAM REACTION](#)) ... Grabbed his first career rebound in the win over Fordham ... Had a **career-high two boards** versus UNC Asheville.

2021-22 (Fr.):

• Made the team as a walkon ... Played in five games, including Arkansas' second-round NCAA Tournament win over New Mexico State.

LAWSON BLAKE CAREER STATISTICS

Year	GP	GS	Min	Avg	FG	FGA	Pct	3FG	3FGA	Pct	FT	FTA	Pct	Off	Def	Tot	Avg	PF	FO	Ast	TO	Blk	Stl	Pts	Avg
2021-22	5	0	5	1.0	0	0	.000	0	0	.000	0	0	.000	0	0	0	0.0	0	0	0	0	0	0	0	0.0
2022-23	8	0	12	1.5	1	4	.250	0	0	.000	1	3	.333	1	3	4	0.5	1	0	0	1	0	0	3	0.4
CAREER	13	0	17	1.3	1	4	.250	0	0	.000	1	3	.333	1	3	4	0.3	1	0	0	1	0	0	3	0.2

ARKANSAS RAZORBACKS

2022-23 SEASON RESULTS & LEADERS

RECORD:	OVERALL	HOME	AWAY	NEUTRAL
ALL GAMES	22-13	13-3	2-8	7-2
CONFERENCE	8-10	6-3	2-7	0-0
NON-CONFERENCE	14-3	7-0	0-1	7-2

DATE	TIME (CT)	R	A	N	K	OPPONENT	TV	RESULT	ATTEND	RECORD	(SEC)	HIGH POINTS	HIGH REBOUNDS
11/07/22	7:00 pm	10/10	--/--			NORTH DAKOTA STATE	SEC Network Plus	W 78-56	19200	1-0	--	(22)Ricky Council IV	(12)Trevon Brazile
11/11/22	7:00 pm	10/10	--/--			FORDHAM	SEC Network Plus	W 74-48	19200	2-0	--	(15)Ricky Council IV	(8)Trevon Brazile
11/16/22	7:00 pm	9/10	--/--			SOUTH DAKOTA STATE	SEC Network Plus	W 71-56	19200	3-0	--	(19)Ricky Council IV	(10)Trevon Brazile
11/21/22	4:00 pm	+ 9/9	--/--			vs Louisville	ESPN2	W 80-54	2400	4-0	--	(26)Anthony Black	(6)Makhi Mitchell (6)Makhel Mitchell
11/22/22	7:00 pm	+ 9/9	10/8			vs Creighton	ESPN	87-90 L	2400	4-1	--	(26)Anthony Black	(6)Anthony Black (6)Trevon Brazile
11/23/22	9:00 pm	+ 9/9	17/19			vs San Diego State	ESPN2	(OT) W 78-74	2400	5-1	--	(20)Trevon Brazile	(9)Trevon Brazile
11/28/22	7:00 pm	11/11	--/--			TROY	SEC Network	W 74-61	19200	6-1	--	(27)Ricky Council IV	(9)Makhi Mitchell
12/03/22	3:00 pm	11/11	--/--			SAN JOSE STATE	SEC Network	W 99-58	19200	7-1	--	(23)Trevon Brazile	(6)Jalen Graham
12/06/22	6:00 pm	9/8	--/--			UNC GREENSBORO	SEC Network	W 65-58	19200	8-1	--	(22)Nick Smith Jr.	(14)Makhi Mitchell
12/10/22	Noon	@ 9/8	--/RV			vs. Oklahoma	ESPN2	W 88-78	14201	9-1	--	(26)Ricky Council IV	(6)Makhi Mitchell
12/17/22	3:00 pm	& 10/10	--/--			vs. Bradley	--	W 76-57	16675	10-1	--	(18)Jordan Walsh	(7)Davonte Davis
12/21/22	8:00 pm	10/8	--/--			UNC ASHEVILLE	SEC Network	W 85-51	19200	11-1	--	(16)Jalen Graham	(7)Kamani Johnson
12/28/22	8:00 pm	* 9/7	--/--			at LSU	ESPN2	57-60 L	10428	11-2	0-1	(16)Davonte Davis	(12)Makhi Mitchell
01/04/23	7:30 pm	* 13/13	20/21			MISSOURI	SEC Network	W 74-68	19200	12-2	1-1	(25)Ricky Council IV	(8)Kamani Johnson
01/07/23	7:30 pm	* 13/13	22/20			at Auburn	SEC Network	59-72 L	9121	12-3	1-2	(23)Anthony Black	(10)Jordan Walsh
01/11/23	6:00 pm	* 15/16	4/4			ALABAMA	ESPN2	69-84 L	19200	12-4	1-3	(16)Jalen Graham (16)Davonte Davis	(10)Davonte Davis
01/14/23	1:00 pm	* 15/16	--/--			at Vanderbilt	ESPNU	84-97 L	9362	12-5	1-4	(24)Ricky Council IV	(8)Makhi Mitchell
01/18/23	8:00 pm	* 25/25	RV/RV			at Missouri	SEC Network	76-79 L	14448	12-6	1-5	(18)Davonte Davis	(9)Davonte Davis (9)Makhi Mitchell
01/21/23	11:00 am	* 25/25	--/--			OLE MISS	ESPN2	W 69-57	19200	13-6	2-5	(17)Anthony Black	(7)Jordan Walsh
01/24/23	6:00 pm	* RV/--	--/--			LSU	ESPN2	W 60-40	19200	14-6	3-5	(16)Davonte Davis	(8)Makhi Mitchell
01/28/23	3:00 pm	% RV/--	17/17			at Baylor	ESPN	64-67 L	10627	14-7	--	(25)Ricky Council IV	(9)Jalen Graham
01/31/23	6:00 pm	* RV/--	RV/RV			TEXAS A&M	ESPN2	W 81-70	19200	15-7	4-5	(19)Ricky Council IV (19)Davonte Davis	(13)Makhel Mitchell
02/04/23	2:30 pm	* RV/--	--/--			at South Carolina	SEC Network	W 65-63	11558	16-7	5-5	(16)Jalen Graham	(10)Jordan Walsh
02/27/23	8:00 pm	* RV/--	RV/RV			at Kentucky	ESPN	W 88-73	19855	17-7	6-5	(20)Ricky Council IV	(9)Makhi Mitchell
02/11/23	5:00 pm	* RV/--	--/--			MISSISSIPPI STATE	ESPNU	64-70 L	19200	17-8	6-6	(23)Anthony Black	(6)Ricky Council IV (6)Makhi Mitchell (6)Davonte Davis
02/15/23	8:00 pm	* RV/--	RV/25			at Texas A&M	ESPN2	56-62 L	11315	17-9	6--7	(14)Davonte Davis	(9)Makhi Mitchell
02/18/23	1:00 pm	* RV/--	--/--			FLORIDA	ESPN2	W 84-65	19200	18-9	7-7	(26)Jalen Graham	(10)Makhi Mitchell
02/21/23	8:00 pm	* RV/--	--/--			GEORGIA	SEC Network	W 97-65	19200	19-9	8-7	(26)Nick Smith Jr.	(7)Jordan Walsh
02/25/23	1:00 pm	* RV/--	2/2			at Alabama	ESPN2	83-86 L	13474	19-10	8-8	(24)Nick Smith Jr.	(8)Makhel Mitchell
02/28/23	8:00 pm	* RV/--	12/14			at Tennessee	ESPN2	57-75 L	18324	19-11	8-9	(13)Anthony Black (13)Davonte Davis	(6)Davonte Davis
03/04/23	1:00 pm	* RV/--	23/RV			KENTUCKY	CBS	79-88 L	19200	19-12	8-10	(25)Nick Smith Jr.	(8)Anthony Black
03/09/23	6:00 pm	^ RV/--	--/--			vs #7 seed Auburn	SEC Network	W 76-73	14583	20-12	--	(19)Anthony Black	(10)Davonte Davis
03/10/23	6:00 pm	^ RV/--	18/18			vs #2 seed Texas A&M	SEC Network	61-67 L	17989	20-13	--	(16)Nick Smith Jr. (6)Makhi Mitchell	(6)Davonte Davis
03/16/23	3:30 pm	! --/--	--/--			vs #9 seed Illinois	TBS	W 73-63	16745	21-13	--	(18)Ricky Council IV	(10)Ricky Council IV
03/18/23	4:15 pm	! --/--	4/5			vs #1 seed Kansas	CBS	W 72-71	16745	22-13	--	(25)Davonte Davis	(10)Kamani Johnson
03/23/23	6:15 pm	~ --/--	10/12			vs #4 seed UConn	CBS						

Home Games in CAPS | * - Southeastern Conference game | + Maui Jim Maui Invitational (Lahaina, Hawaii (Lahaina Civic Center) | @ - played in Tulsa, Okla. (BOK Center) |
& - played in North Little Rock (Simmons Bank Arena) | % - Big 12/SEC Challenge | ^ - SEC Tournament (Nashville, Tenn. - Bridgestone Arena) |
! - NCAA 1st & 2nd Rds (Des Moines, Iowa - Wells Fargo Arena) | ~ - NCAA West Regional (Las Vegas, Nev. - T-Mobile Arena)

ATTENDANCE SUMMARY	GAMES	TOTALS	AVG/GAME
HOME	16	307200	19200
AWAY	10	128512	12851
NEUTRAL	9	104138	11571
TOTAL	35	539850	15424

ARKANSAS RAZORBACKS

2022-23 COMBINED REPORT

RECORD:	OVERALL	HOME	AWAY	NEUTRAL
ALL GAMES	22-13	13-3	2-8	7-2
CONFERENCE	8-10	6-3	2-7	0-0
NON-CONFERENCE	14-3	7-0	0-1	7-2

#	Player	GP	GS	Min	Avg	• TOTAL •			• 3-PTS •			• REBOUNDS •				PF		FO		A TO Blk Stl				Pts		Av
						FG	FGA	Pct	3FG	FGA	Pct	FT	FTA	Pct	Off											
1	Ricky Council IV	35	28	1193	34.1	183	420	.436	33	123	.268	165	209	.789	32	95	127	3.6	63	0	79	73	10	40	564	16.1
3	Nick Smith Jr.	16	13	416	26.0	72	193	.373	22	68	.324	36	49	.735	4	22	26	1.6	25	0	29	26	2	14	202	12.6
0	Anthony Black	35	35	1216	34.7	144	317	.454	27	90	.300	125	179	.698	43	135	178	5.1	91	2	140	107	22	69	440	12.6
4	Davonte Davis	34	30	1128	33.2	143	337	.424	46	133	.346	46	64	.719	23	126	149	4.4	87	4	87	69	4	48	378	11.1
13	Jordan Walsh	35	22	861	24.6	93	212	.439	20	70	.286	47	65	.723	43	98	141	4.0	104	8	33	36	17	39	253	7.2
15	Makhi Mitchell	35	31	716	20.5	103	153	.673	1	1	1.000	43	66	.652	58	134	192	5.5	97	7	39	32	49	30	250	7.1
11	Jalen Graham	30	0	281	9.4	72	111	.649	0	3	.000	12	32	.375	21	45	66	2.2	36	0	14	35	13	11	156	5.2
22	Makhel Mitchell	29	9	380	13.1	47	74	.635	0	0	.000	15	33	.455	26	70	96	3.3	59	2	10	17	45	11	109	3.8
5	Joseph Pinion	25	0	144	5.8	21	45	.467	13	32	.406	7	7	1.000	4	11	15	0.6	20	0	3	0	1	6	62	2.5
20	Kamani Johnson	26	6	302	11.6	20	39	.513	0	0	.000	20	37	.541	45	36	81	3.1	58	2	4	11	6	14	60	2.3
23	Derrian Ford	20	0	75	3.8	4	9	.444	0	1	.000	6	6	1.000	1	8	9	0.5	6	0	7	4	0	1	14	0.7
2	Trevon Brazile	9	0	243	27.0	37	77	.481	11	29	.379	21	31	.677	9	45	54	6.0	23	1	9	20	11	9	106	11.8
45	Lawson Blake	8	0	12	1.5	1	4	.250	0	0	.000	1	3	.333	1	3	4	0.5	1	0	0	1	0	0	3	0.4
21	Cade Arbogast	8	0	11	1.4	1	4	.250	1	4	.250	0	0	.000	0	1	1	0.1	1	0	0	0	0	0	3	0.4
12	Barry Dunning Jr.	15	1	48	3.2	0	5	.000	0	2	.000	1	2	.500	0	2	2	0.1	4	0	1	2	0	2	1	0.1
TEAM.....															47	53	100	2.9	0		15				0	
Arkansas.....		35				941	2000	.471	174	556	.313	545	783	.696	357	884	1241	35.5	675	26	455	448	180	294	2601	74.3
Opponents.....		35				816	1942	.420	180	588	.306	546	767	.712	337	809	1146	32.7	662	-	360	502	100	234	2358	67.4

Team Statistics	ARK	OPP
SCORING	2601	2358
Points per game	74.3	67.4
Scoring margin	+6.9	-
FIELD GOALS-ATT	941-2000	816-1942
Field goal pct	.471	.420
3 POINT FG-ATT	174-556	180-588
3-point FG pct	.313	.306
3-pt FG made per game	5.0	5.1
FREE THROWS-ATT	545-783	546-767
Free throw pct	.696	.712
F-Throws made per game	15.6	15.6
REBOUNDS	1241	1146
Rebounds per game	35.5	32.7
Rebounding margin	+2.7	-
ASSISTS	455	360
Assists per game	13.0	10.3
TURNOVERS	448	502
Turnovers per game	12.8	14.3
Turnover margin	+1.5	-
Assist/turnover ratio	1.0	0.7
STEALS	294	234
Steals per game	8.4	6.7
BLOCKS	180	100
Blocks per game	5.1	2.9
ATTENDANCE	307200	232650
Home games-Avg/Game	16-19200	10-12851
Neutral site-Avg/Game	-	9-11571

SCORE BY PERIODS:	1st	2nd	OT	Total
Arkansas	1196	1394	11	2601
Opponents	1061	1290	7	2358

Date	Ark. Rank	Opponent	Result	Score	Attend
11/07/22	10/10	NORTH DAKOTA ST.	W	76-58	19200
11/11/22	10/10	FORDHAM	W	74-48	19200
11/16/22	9/10	SOUTH DAKOTA ST.	W	71-56	19200
+ 11/21/22	9/9	vs Louisville	W	80-54	2400
+ 11/22/22	9/9	vs #10/8 Creighton	L	87-90	2400
+ 11/23/22	9/9	vs #17/19 San Diego St.	W	78-74 (OT)	2400
11/28/22	11/11	TROY	W	74-61	19200
12/03/22	11/11	SAN JOSE ST.	W	99-58	19200
12/06/22	9/8	UNC GREENSBORO	W	65-58	19200
@ 12/10/22	9/8	vs --RV Oklahoma	W	88-78	14201
& 12/17/22	10/10	vs Bradley	W	76-57	16675
12/21/22	10/8	UNC ASHEVILLE	W	85-51	19200
* 12/28/22	9/7	at LSU	L	57-60	10428
* 01/04/23	13/13	#20/21 MISSOURI	W	74-68	19200
* 01/07/22	13/13	#22/20 at Auburn	L	59-72	9121
* 01/11/23	15/16	#4/4 ALABAMA	L	69-84	19200
* 01/14/23	15/16	at Vanderbilt	L	84-97	9362
* 01/18/23	25/25	at Missouri	L	76-79	14448
* 01/21/23	25/25	OLE MISS	W	69-57	19200
* 01/24/23	RV/--	LSU	W	60-40	19200
% 01/28/23	RV/--	at #17/17 Baylor	L	64-67	10627
* 01/31/23	RV/--	TEXAS A&M	W	81-70	19200
* 02/04/23	RV/--	at South Carolina	W	65-63	11558
* 02/07/23	RV/--	at Kentucky	W	88-73	19855
* 02/11/23	RV/--	MISSISSIPPI ST.	L	64-70	19200
* 02/15/23	RV/--	at RV/#25 Texas A&M	L	56-62	11315
* 02/18/23	RV/--	FLORIDA	W	84-65	19200
* 02/21/23	RV/--	GEORGIA	W	97-65	19200
* 02/25/23	RV/--	#2/2 at Alabama	L	83-86	13474
* 02/28/23	RV/--	at #12/14 Tennessee	L	57-75	18324
* 03/04/23	RV/--	#23/RV KENTUCKY	L	79-88	19200
^ 03/09/23	RV/--	vs Auburn	W	76-73	14583
^ 03/10/23	RV/--	vs #18/18 Texas A&M	L	61-67	17989
! 03/16/23	RV/--	vs Illinois	W	73-63	16745
! 03/18/23	RV/--	vs #4/5 Kansas	W	72-71	16745

* = SEC game || + Maui Jim Maui Invitational (Lahaina, Hawaii (Lahaina Civic Center)) ||
 @ - played in Tulsa, Okla. (BOK Center) || & - played in North Little Rock (Simmons Bank Arena) ||
 % - Big 12/SEC Challenge || ^ - SEC Tournament (Nashville, Tenn. - Bridgestone Arena) ||
 ^ - NCAA 1st & 2nd Rounds (Des Moines, Iowa - Wells Fargo Arena) || ~ - NCAA West Regional (Las Vegas, Nev. - T-Mobile Arena)

ARKANSAS RAZORBACKS

2022-23 SEASON STATISTICS • ALL GAMES



RECORD:	OVERALL	HOME	AWAY	NEUTRAL
ALL GAMES	22-13	13-3	2-8	7-2
CONFERENCE	8-10	6-3	2-7	0-0
NON-CONFERENCE	14-3	7-0	0-1	7-2

				• TOTAL •			• 3-PTS •			• REBOUNDS •																
##	Player	GP	GS	Min	Avg	FG	FGA	Pct	3FG	FGA	Pct	FT	FTA	Pct	Off	Def	Tot	Avg	PFFO	A	TO	Blk	St	Pts	Avg	
1	Ricky Council IV	35	28	1193	34.1	183	420	.436	33	123	.268	165	209	.789	32	95	127	3.6	63	0	79	73	10	40	564	16.1
3	Nick Smith Jr.	16	13	416	26.0	72	193	.373	22	68	.324	36	49	.735	4	22	26	1.6	25	0	29	26	2	14	202	12.6
0	Anthony Black	35	35	1216	34.7	144	317	.454	27	90	.300	125	179	.698	43	135	178	5.1	91	2	140	107	22	69	440	12.6
4	Davonte Davis	34	30	1128	33.2	143	337	.424	46	133	.346	46	64	.719	23	126	149	4.4	87	4	87	69	4	48	378	11.1
13	Jordan Walsh	35	22	861	24.6	93	212	.439	20	70	.286	47	65	.723	43	98	141	4.0	104	8	33	36	17	39	253	7.2
15	Makhi Mitchell	35	31	716	20.5	103	153	.673	1	1	1.000	43	66	.652	58	134	192	5.5	97	7	39	32	49	30	250	7.1
11	Jalen Graham	30	0	281	9.4	72	111	.649	0	3	.000	12	32	.375	21	45	66	2.2	36	0	14	35	13	11	156	5.2
22	Makhel Mitchell	29	9	380	13.1	47	74	.635	0	0	.000	15	33	.455	26	70	96	3.3	59	2	10	17	45	11	109	3.8
5	Joseph Pinion	25	0	144	5.8	21	45	.467	13	32	.406	7	7	1.000	4	11	15	0.6	20	0	3	0	1	6	62	2.5
20	Kamani Johnson	26	6	302	11.6	20	39	.513	0	0	.000	20	37	.541	45	36	81	3.1	58	2	4	11	6	14	60	2.3
23	Derrian Ford	20	0	75	3.8	4	9	.444	0	1	.000	6	6	1.000	1	8	9	0.5	6	0	7	4	0	1	14	0.7
2	Trevon Brazile	9	0	243	27.0	37	77	.481	11	29	.379	21	31	.677	9	45	54	6.0	23	1	9	20	11	9	106	11.8
45	Lawson Blake	8	0	12	1.5	1	4	.250	0	0	.000	1	3	.333	1	3	4	0.5	1	0	0	1	0	0	3	0.4
21	Cade Arbogast	8	0	11	1.4	1	4	.250	1	4	.250	0	0	.000	0	1	1	0.1	1	0	0	0	0	0	3	0.4
12	Barry Dunning Jr.	15	1	48	3.2	0	5	.000	0	2	.000	1	2	.500	0	2	2	0.1	4	0	1	2	0	2	1	0.1
TEAM.....																47	53	100	2.9	0	15			0		
Total.....		35			941 2000			.471	174	556	.313	545	783	.696	357	884	1241	35.5	675	26	455	448	180	294	2601	74.3
Opponents.....		35			816 1942			.420	180	588	.306	546	767	.712	337	809	1146	32.7	662	-	360	502	100	234	2358	67.4

SCORE BY PERIODS:	1st	2nd	OT	Total
Arkansas	1196	1394	11	2601
Opponents	1061	1290	7	2358

DEADBALL REBOUNDS:	OFF	DEF	TOTAL
Arkansas	115	15	130
Opponents	110	16	126

ARKANSAS RAZORBACKS

2022-23 STATISTICS • SEC GAMES ONLY



RECORD:	OVERALL	HOME	AWAY
SEC ONLY	8-10	6-3	2-7

#	Player	GP	GS	Min	Avg	• TOTAL •			• 3-PTS •			• REBOUNDS •										Pts		Avg		
						FG	FGA	Pct	3FG	FGA	Pct	FT	FTA	Pct	Off	Def	Tot	Avg	PFFO	A	TO					Blk
1	Ricky Council IV	18	12	602	33.4	82	207	.396	17	68	.250	87	115	.757	18	54	72	4.0	33	0	39	41	5	16	268	14.9
3	Nick Smith Jr.	7	5	185	26.4	37	93	.398	12	33	.364	16	22	.727	2	10	12	1.7	13	0	13	10	1	8	102	14.6
0	Anthony Black	18	18	638	35.4	77	177	.435	13	46	.283	71	104	.683	25	68	93	5.2	51	2	82	61	9	38	238	13.2
4	Davonte Davis	18	18	632	35.1	88	196	.449	34	82	.415	17	26	.654	9	70	79	4.4	49	3	50	40	2	25	227	12.6
13	Jordan Walsh	18	10	461	25.6	47	121	.388	10	43	.233	20	29	.690	29	63	92	5.1	55	3	14	19	8	16	124	6.9
15	Makhi Mitchell	18	17	377	20.9	44	70	.629	1	1	1.000	25	36	.694	32	76	108	6.0	47	4	17	15	25	6	114	6.3
11	Jalen Graham	17	0	173	10.2	44	66	.667	0	2	.000	6	17	.353	9	23	32	1.9	21	0	6	21	11	5	94	5.5
22	Makhel Mitchell	15	8	262	17.5	31	50	.620	0	0	.000	8	22	.364	20	45	65	4.3	42	2	3	10	31	6	70	4.7
5	Joseph Pinion	14	0	98	7.0	14	29	.483	10	23	.435	3	3	1.000	2	5	7	0.5	14	0	0	0	1	4	41	2.9
45	Lawson Blake	2	0	2	1.0	1	2	.500	0	0	.000	1	3	.333	0	0	0	0.0	0	0	0	0	0	0	3	1.5
20	Kamani Johnson	12	2	126	10.5	4	9	.444	0	0	.000	7	15	.467	15	13	28	2.3	31	2	1	2	3	4	15	1.3
23	Derrian Ford	11	0	35	3.2	1	2	.500	0	1	.000	4	4	1.000	0	2	2	0.2	4	0	2	2	0	0	6	0.5
21	Cade Arbogast	2	0	2	1.0	0	0	.000	0	0	.000	0	0	.000	0	0	0	0.0	0	0	0	0	0	0	0	0.0
12	Barry Dunning Jr.	5	0	8	1.6	0	2	.000	0	1	.000	0	0	.000	0	0	0	0.0	0	0	0	0	0	0	0	0.0
TEAM.....															31	24	55	3.1	0		6				0	
Arkansas.....		18				470	1024	.459	97	300	.323	265	396	.669	192	453	645	35.8	360	16	227	227	96	128	1302	72.3
Opponents.....		18				437	1026	.426	95	294	.323	305	426	.716	195	421	616	34.2	345	-	200	215	60	124	1274	70.8

SCORE BY PERIODS:	1st	2nd	Total
Arkansas	606	696	1302
Opponents	553	721	1274

DEADBALL REBOUNDS:	OFF	DEF	TOTAL
Arkansas	62	5	67
Opponents	57	10	67

ARKANSAS RAZORBACKS

2022 POSTSEASON STATISTICS (SEC & NCAA)



RECORD:
IN THE POSTSEASON

OVERALL
3-1

##	Player	GP GS		Min Avg		• TOTAL •			• 3-PTS •			• REBOUNDS •											Pts Avg				
						FG	FGA	Pct	3FG	FGA	Pct	FT	FTA	Pct	Off	Def	Tot	Avg	PFFO	A	TO	Blk			St		
4	Davonte Davis	4	4	137	34.2	20	42	.476	5	17	.294	8	10	.800	6	24	30	7.5	15	1	6	9	0	7	53	13.3	
1	Ricky Council IV	4	3	130	32.5	11	41	.268	2	12	.167	27	32	.844	5	16	21	5.3	5	0	5	5	3	4	51	12.8	
0	Anthony Black	4	4	143	35.8	14	36	.389	1	9	.111	15	21	.714	4	16	20	5.0	15	0	11	10	6	8	44	11.0	
15	Makhi Mitchell	4	1	99	24.8	18	22	.818	0	0	.000	6	9	.667	10	11	21	5.3	14	1	4	5	7	6	42	10.5	
3	Nick Smith Jr.	4	4	111	27.8	14	46	.304	4	15	.267	4	8	.500	0	5	5	1.3	6	0	7	10	0	3	36	9.0	
13	Jordan Walsh	4	0	106	26.5	11	23	.478	2	4	.500	10	13	.769	7	7	14	3.5	13	1	4	5	2	6	34	8.5	
20	Kamani Johnson	3	3	39	13.0	6	10	.600	0	0	.000	1	2	.500	12	6	18	6.0	9	0	0	4	0	0	13	4.3	
11	Jalen Graham	3	0	9	3.0	2	3	.667	0	0	.000	0	0	.000	0	1	1	0.3	1	0	0	1	0	0	4	1.3	
22	Makhel Mitchell	4	1	26	6.5	2	2	1.000	0	0	.000	1	2	.500	0	3	3	0.8	5	0	1	1	2	0	5	1.3	
5	Joseph Pinion	1	0	0	0.0	0	0	.000	0	0	.000	0	0	.000	0	0	0	0.0	0	0	0	0	0	0	0	0.0	
23	Derrian Ford	1	0	0	0.0	0	0	.000	0	0	.000	0	0	.000	0	0	0	0.0	0	0	0	0	0	0	0	0.0	
TEAM.....																3	6	9	2.3	0	3					0	
Arkansas.....		4				98	225	.436	14	57	.246	72	97	.742	47	95	142	35.5	83	3	38	53	20	34	282	70.5	
Opponents.....		4				93	210	.443	17	61	.279	71	102	.696	33	92	125	31.3	76	-	40	54	13	32	274	68.5	

SCORE BY PERIODS:	1st	2nd	Total
Arkansas	138	144	282
Opponents	119	155	274

DEADBALL REBOUNDS:	OFF	DEF	TOTAL
Arkansas	12	3	15
Opponents	17	1	18

ARKANSAS RAZORBACKS

2023 NCAA TOURNAMENT STATISTICS



RECORD:
NCAA TOURNAMENT

OVERALL
2-0

##	Player	GP GS		Min Avg		• TOTAL •			• 3-PTS •			• REBOUNDS •				PF FO		A TO Blk St				Pts Avg				
						FG	FGA	Pct	3FG	FGA	Pct	FT	FTA	Pct	Off									Def	Tot	Avg
4	Davonte Davis	2	2	60	30.0	16	29	.552	3	8	.375	6	7	.857	3	11	14	7.0	9	1	2	5	0	4	41	20.5
1	Ricky Council IV	2	2	79	39.5	8	27	.296	2	9	.222	21	23	.913	4	12	16	8.0	1	0	4	3	2	1	39	19.5
0	Anthony Black	2	2	71	35.5	5	18	.278	0	3	.000	6	8	.750	0	10	10	5.0	7	0	3	3	2	4	16	8.0
13	Jordan Walsh	2	0	61	30.5	5	14	.357	1	2	.500	5	7	.714	5	2	7	3.5	9	1	1	3	0	5	16	8.0
15	Makhi Mitchell	2	0	44	22.0	7	9	.778	0	0	.000	1	3	.333	2	7	9	4.5	8	1	1	2	3	2	15	7.5
20	Kamani Johnson	2	2	31	15.5	4	8	.500	0	0	.000	1	2	.500	10	5	15	7.5	6	0	0	2	0	0	9	4.5
3	Nick Smith Jr.	2	2	45	22.5	2	14	.143	0	4	.000	2	3	.667	0	1	1	0.5	4	0	1	2	0	1	6	3.0
11	Jalen Graham	2	0	6	3.0	1	2	.500	0	0	.000	0	0	.000	0	1	1	0.5	0	0	0	0	0	0	2	1.0
22	Makhel Mitchell	2	0	3	1.5	0	0	.000	0	0	.000	1	2	.500	0	0	0	0.0	0	0	0	0	0	0	1	0.5
5	Joseph Pinion	1	0	0	0.0	0	0	.000	0	0	.000	0	0	.000	0	0	0	0.0	0	0	0	0	0	0	0	0.0
23	Derrian Ford	1	0	0	0.0	0	0	.000	0	0	.000	0	0	.000	0	0	0	0.0	0	0	0	0	0	0	0	0.0
TEAM.....															2	4	6	3.0	0			2			0	
Total.....		2				48	121	.397	6	26	.231	43	55	.782	26	53	79	39.5	44	3	12	22	7	17	145	72.5
Opponents.....		2				44	102	.431	11	35	.314	35	51	.686	10	53	63	31.5	42	-	19	29	9	15	134	67.0

SCORE BY PERIODS:	1st	2nd	Total
Arkansas	63	82	145
Opponents	61	73	134

DEADBALL REBOUNDS:	OFF	DEF	TOTAL
Arkansas	5	2	7
Opponents	9	1	10

ARKANSAS RAZORBACKS

2023 SEC TOURNAMENT STATISTICS



RECORD:
SEC TOURNAMENT

OVERALL
1-1

##	Player	GP GS		Min Avg		• TOTAL •			• 3-PTS •			• REBOUNDS •				PF FO A TO Blk St					Pts Avg						
						FG	FGA	Pct	3FG	FGA	Pct	FT	FTA	Pct	Off								Def	Tot	Avg		
3	Nick Smith Jr.	2	2	66	33.0	12	32	.375	4	11	.364	2	5	.400	0	4	4	2.0	2	0	6	8	0	2	30	15.0	
0	Anthony Black	2	2	72	36.0	9	18	.500	1	6	.167	9	13	.692	4	6	10	5.0	8	0	8	7	4	4	28	14.0	
15	Makhi Mitchell	2	1	55	27.5	11	13	.846	0	0	.000	5	6	.833	8	4	12	6.0	6	0	3	3	4	4	27	13.5	
13	Jordan Walsh	2	0	45	22.5	6	9	.667	1	2	.500	5	6	.833	2	5	7	3.5	4	0	3	2	2	1	18	9.0	
1	Ricky Council IV	2	1	51	25.5	3	14	.214	0	3	.000	6	9	.667	1	4	5	2.5	4	0	1	2	1	3	12	6.0	
4	Davonte Davis	2	2	77	38.5	4	13	.308	2	9	.222	2	3	.667	3	13	16	8.0	6	0	4	4	0	3	12	6.0	
20	Kamani Johnson	1	1	8	8.0	2	2	1.000	0	0	.000	0	0	.000	2	1	3	3.0	3	0	0	2	0	0	4	4.0	
22	Makhel Mitchell	2	1	23	11.5	2	2	1.000	0	0	.000	0	0	.000	0	3	3	1.5	5	0	1	1	2	0	4	2.0	
11	Jalen Graham	1	0	3	3.0	1	1	1.000	0	0	.000	0	0	.000	0	0	0	0.0	1	0	0	1	0	0	2	2.0	
TEAM.....																1	2	3	1.5	0		1				0	
Arkansas.....		2				50	104	.481	8	31	.258	29	42	.690	21	42	63	31.5	39	0	26	31	13	17	137	68.5	
Opponents.....		2				49	108	.454	6	26	.231	36	51	.706	23	39	62	31.0	34	-	21	25	4	17	140	70.0	

SCORE BY PERIODS:	1st	2nd	Total
Arkansas	75	62	137
Opponents	58	82	140

DEADBALL REBOUNDS:	OFF	DEF	TOTAL
Arkansas	7	1	8
Opponents	8	0	8

ARKANSAS RAZORBACKS

2022 MAUI INVITATIONAL STATISTICS



RECORD:
MAUI INVITATIONAL

OVERALL
2-1

#	Player	GP	GS	Min	Avg	• TOTAL •			• 3-PTS •			• REBOUNDS •														
						FG	FGA	Pct	3FG	FGA	Pct	FT	FTA	Pct	Off	Def	Tot	Avg	PFFO	A	TO	Blk	St	Pts	Avg	
0	Anthony Black	3	3	112	37.3	22	40	.550	4	10	.400	19	22	.864	5	9	14	4.7	8	0	13	11	0	5	67	22.3
1	Ricky Council IV	3	3	116	38.7	21	51	.412	5	16	.313	11	15	.733	3	6	9	3.0	7	0	10	8	0	8	58	19.3
2	Trevon Brazile	3	0	86	28.7	13	30	.433	6	15	.400	6	11	.545	1	16	17	5.7	11	1	2	4	3	4	38	12.7
22	Makhel Mitchell	3	0	41	13.7	9	11	.818	0	0	.000	4	7	.571	1	11	12	4.0	5	0	3	1	6	2	22	7.3
20	Kamani Johnson	1	0	19	19.0	2	2	1.000	0	0	.000	3	5	.600	4	3	7	7.0	3	0	0	1	0	2	7	7.0
13	Jordan Walsh	3	3	98	32.7	6	18	.333	3	9	.333	4	6	.667	3	7	10	3.3	10	0	6	5	1	2	19	6.3
4	Davonte Davis	3	3	87	29.0	5	17	.294	1	9	.111	2	2	1.000	1	4	5	1.7	8	0	8	2	0	1	13	4.3
11	Jalen Graham	2	0	8	4.0	4	5	.800	0	0	.000	0	0	.000	1	0	1	0.5	1	0	0	1	0	0	8	4.0
15	Makhi Mitchell	3	3	37	12.3	3	5	.600	0	0	.000	3	4	.750	4	6	10	3.3	7	0	1	4	1	2	9	3.0
23	Derrian Ford	1	0	4	4.0	1	1	1.000	0	0	.000	0	0	.000	0	0	0	0.0	1	0	0	0	0	0	2	2.0
5	Joseph Pinion	2	0	4	2.0	0	1	.000	0	0	.000	2	2	1.000	0	2	2	1.0	2	0	0	0	0	0	2	1.0
21	Cade Arbogast	1	0	1	1.0	0	0	.000	0	0	.000	0	0	.000	0	0	0	0.0	0	0	0	0	0	0	0	0.0
45	Lawson Blake	1	0	1	1.0	0	0	.000	0	0	.000	0	0	.000	0	0	0	0.0	0	0	0	0	0	0	0	0.0
12	Barry Dunning Jr.	2	0	11	5.5	0	0	.000	0	0	.000	0	0	.000	0	0	0	0.0	1	0	0	1	0	1	0	0.0
TEAM.....															3	9	12	4.0	0		3				0	
Arkansas.....		3				86	181	.475	19	59	.322	54	74	.730	26	73	99	33.0	64	1	43	41	11	27	245	81.7
Opponents.....		3				74	159	.465	13	44	.295	57	77	.740	19	74	93	31.0	55	-	29	54	6	18	218	72.7

SCORE BY PERIODS:	1st	2nd	OT	Total
Arkansas	96	138	11	245
Opponents	103	108	7	218

DEADBALL REBOUNDS:	OFF	DEF	TOTAL
Arkansas	13	1	14
Opponents	12	2	14

2022-23 ARKANSAS RAZORBACKS GAME HIGHS AND LEADERS

Opponent	DATE	SCORE	RESULT	POINTS	REBOUNDS	ASSISTS	STEALS	BLOCKED SHOTS
NORTH DAKOTA ST.	11/07/22	76-58	W	22-Ricky Council IV	12-Trevon Brazile	3-Jordan Walsh Anthony Black	3-Makhi Mitchell Anthony Black	1-Ricky Council IV Davonte Davis Trevon Brazile Anthony Black
FORDHAM	11/11/22	74-48	W	15-Ricky Council IV	8-Trevon Brazile	7-Ricky Council IV	3-Makhi Mitchell Davonte Davis	2-Makhi Mitchell
SOUTH DAKOTA ST.	11/16/22	71-56	W	19-Ricky Council IV	10-Trevon Brazile	5-Anthony Black	4-Anthony Black	2-Trevon Brazile
vs Louisville	11/21/22	80-54	W	26-Anthony Black	6-Makhi Mitchell Makhel Mitchell	6-Anthony Black	4-Ricky Council IV	2-Makhel Mitchell
vs Creighton	11/22/22	87-90	L	26-Anthony Black	6-Trevon Brazile Anthony Black	6-Anthony Black	2-Anthony Black Ricky Council IV	3-Trevon Brazile
vs San Diego St.	11/23/22	78-74	WOT	20-Trevon Brazile	9-Trevon Brazile	4-Ricky Council IV	2-Trevon Brazile Kamani Johnson Ricky Council IV	2-Makhel Mitchell
TROY	11/28/22	74-61	W	27-Ricky Council IV	9-Makhi Mitchell	3-Anthony Black	2-Anthony Black Jordan Walsh Trevon Brazile	3-Makhi Mitchell
SAN JOSE ST.	12/03/22	99-58	W	23-Trevon Brazile	6-Jalen Graham	6-Anthony Black	3-Ricky Council IV	2-Trevon Brazile
UNC GREENSBORO	12/06/22	65-58	W	22-Nick Smith Jr.	14-Makhi Mitchell	3-Nick Smith Jr.	3-Davonte Davis	4-Makhi Mitchell
vs Oklahoma	12/10/22	88-78	W	26-Ricky Council IV	6-Makhi Mitchell	5-Ricky Council IV Anthony Black	2-Anthony Black Jordan Walsh	2-Makhi Mitchell
vs Bradley	12/17/22	76-57	W	18-Jordan Walsh	7-Davonte Davis	4-Anthony Black	5-Davonte Davis	2-Anthony Black
UNC ASHEVILLE	12/21/22	85-51	W	16-Jalen Graham	7-Kamani Johnson	3-Anthony Black Makhi Mitchell Joseph Pinion Davonte Davis	3-Makhi Mitchell Kamani Johnson	3-Makhel Mitchell
at LSU	12/28/22	57-60	L	16-Davonte Davis	12-Makhi Mitchell	4-Anthony Black	3-Ricky Council IV	3-Makhi Mitchell
MISSOURI	01/04/23	74-68	W	25-Ricky Council IV	8-Kamani Johnson	5-Davonte Davis Anthony Black	3-Davonte Davis	2-Makhi Mitchell
at Auburn	01/07/23	59-72	L	23-Anthony Black	10-Jordan Walsh	4-Anthony Black	2-Kamani Johnson	2-Makhi Mitchell
ALABAMA	01/11/23	69-84	L	16-Davonte Davis Jalen Graham	10-Davonte Davis	3-Ricky Council IV Davonte Davis	2-Davonte Davis	2-Makhel Mitchell
at Vanderbilt	01/14/23	84-97	L	24-Ricky Council IV	8-Makhi Mitchell	4-Davonte Davis	2-Ricky Council IV	2-Makhel Mitchell
at Missouri	01/18/23	76-79	L	18-Davonte Davis	9-Makhi Mitchell Davonte Davis	7-Anthony Black	3-Ricky Council IV	1-Makhi Mitchell Anthony Black
OLE MISS	01/21/23	69-57	W	17-Anthony Black	7-Jordan Walsh	8-Anthony Black	5-Anthony Black	2-Makhel Mitchell
LSU	01/24/23	60-40	W	16-Davonte Davis	8-Makhi Mitchell	7-Ricky Council IV	3-Anthony Black	3-Makhi Mitchell
at Baylor	01/28/23	64-67	L	25-Ricky Council IV	9-Jalen Graham	4-Davonte Davis Jalen Graham	2-Jalen Graham	3-Makhel Mitchell
TEXAS A&M	01/31/23	81-70	W	19-Davonte Davis Ricky Council IV	13-Makhel Mitchell	7-Anthony Black	2-Anthony Black	7-Makhel Mitchell
at South Carolina	02/04/23	65-63	W	16-Jalen Graham	10-Jordan Walsh	4-Anthony Black	2-Davonte Davis	2-Anthony Black
at Kentucky	02/07/23	88-73	W	20-Ricky Council IV	9-Makhi Mitchell	7-Davonte Davis	5-Anthony Black	5-Makhel Mitchell
MISSISSIPPI ST.	02/11/23	64-70	L	23-Anthony Black	6-Davonte Davis Makhel Mitchell Ricky Council IV	5-Anthony Black	3-Anthony Black	3-Makhel Mitchell
at Texas A&M	02/15/23	56-62	L	14-Davonte Davis	9-Makhi Mitchell	8-Anthony Black	2-Davonte Davis Anthony Black	4-Makhel Mitchell
FLORIDA	02/18/23	84-65	W	26-Jalen Graham	10-Makhi Mitchell	3-Anthony Black	3-Anthony Black	2-Jalen Graham Makhel Mitchell Makhi Mitchell
GEORGIA	02/21/23	97-65	W	26-Nick Smith Jr.	7-Jordan Walsh	8-Anthony Black	2-Ricky Council IV Jordan Walsh Anthony Black	2-Jalen Graham
at Alabama	02/25/23	83-86	L	24-Nick Smith Jr.	8-Makhel Mitchell	2-Anthony Black Makhi Mitchell	3-Anthony Black Jordan Walsh	3-Jalen Graham
at Tennessee	02/28/23	57-75	L	13-Davonte Davis Anthony Black	6-Davonte Davis	2-Davonte Davis Nick Smith Jr.	3-Davonte Davis	2-Makhel Mitchell
KENTUCKY	03/04/23	79-88	L	25-Nick Smith Jr.	8-Anthony Black	6-Nick Smith Jr.	4-Nick Smith Jr.	1-Nick Smith Jr. Jordan Walsh Anthony Black
vs Auburn	03/09/23	76-73	W	19-Anthony Black	10-Davonte Davis	6-Anthony Black	2-Ricky Council IV Anthony Black Nick Smith Jr.	1-Jordan Walsh Ricky Council IV
vs Texas A&M	03/10/23	61-67	L	16-Nick Smith Jr.	6-Makhi Mitchell Davonte Davis	4-Nick Smith Jr.	3-Makhi Mitchell	4-Makhi Mitchell Anthony Black
vs Illinois	03/16/23	73-63	W	18-Ricky Council IV	10-Ricky Council IV	1-Anthony Black Davonte Davis Makhi Mitchell Jordan Walsh	4-Davonte Davis	2-Makhi Mitchell
vs Kansas	03/18/23	72-71	W	25-Davonte Davis	10-Kamani Johnson	4-Ricky Council IV	2-Makhi Mitchell Jordan Walsh	1-Ricky Council IV Anthony Black Makhi Mitchell

LED TEAM IN POINTS (including ties)	LED TEAM IN REBS (including ties)	LED TEAM IN ASSISTS (including ties)	LED TEAM IN STEALS (including ties)	LED TEAM IN BLKS (including ties)
Council 11	Khi Mitchell 12	Black 23	Black 16	Khel Mitchell 13
Black 8	Davis 7	Davis 8	Council 9	Khi Mitchell 13
Davis 8	Brazile 5	Council 6	Davis 9	Black 7
Smith 5	Khel Mitchell 4	Smith 4	Walsh 5	Brazile 4
Graham 4	Walsh 4	Khi Mitchell 3	Khi Mitchell 5	Graham 3
Walsh 1	Johnson 3	Walsh 2	Johnson 3	Council 3
Brazile 1	Black 2	Pinion 1	Smith 2	Walsh 2
	Graham 2	Graham 1	Brazile 1	Davis 1
	Council 2		Graham 1	Smith 1

2022-23 RAZORBACK GAME-BY-GAME STATISTICS

Opponent	Date	Score	W/L	• TOTAL •			• 3-PTRS •			• REBOUNDS •				PF	A	TO	Blk	Stl	Pts	Avg			
				FG	FGA	Pct	3FG	FGA	Pct	FT	FTA	Pct	Off								Def	Tot	Avg
NORTH DAKOTA ST.	11/07/22	76-58	W	28	57	.491	4	10	.400	16	23	.696	6	34	40	40.0	19	10	11	4	11	76	76.0
FORDHAM	11/11/22	74-48	W	30	65	.462	2	16	.125	12	18	.667	16	22	38	39.0	19	17	13	4	13	74	75.0
SOUTH DAKOTA ST.	11/16/22	71-56	W	28	61	.459	7	22	.318	8	15	.533	9	33	42	40.0	19	17	20	4	14	71	73.7
vs Louisville	11/21/22	80-54	W	29	51	.569	8	22	.364	14	19	.737	6	22	28	37.0	23	20	16	3	10	80	75.2
vs Creighton	11/22/22	87-90	L	33	70	.471	8	20	.400	13	17	.765	10	21	31	35.8	21	15	9	5	8	87	77.6
vs San Diego St.	11/23/22	78-74	Wot	24	60	.400	3	17	.176	27	38	.711	10	30	40	36.5	20	8	16	3	9	78	77.7
TROY	11/28/22	74-61	W	27	51	.529	3	11	.273	17	23	.739	10	23	33	36.0	12	4	15	5	8	74	77.1
SAN JOSE ST.	12/03/22	99-58	W	37	59	.627	8	13	.615	17	21	.810	7	26	33	35.6	12	22	11	5	8	99	79.9
UNC GREENSBORO	12/06/22	65-58	W	18	54	.333	3	18	.167	26	33	.788	8	39	47	36.9	14	9	12	9	6	65	78.2
vs Oklahoma	12/10/22	88-78	W	35	59	.593	4	12	.333	14	19	.737	8	17	25	35.7	12	19	9	5	10	88	79.2
vs Bradley	12/17/22	76-57	W	25	51	.490	4	11	.364	22	31	.710	7	19	26	34.8	19	13	11	5	16	76	78.9
UNC ASHEVILLE	12/21/22	85-51	W	32	60	.533	5	13	.385	16	22	.727	11	25	36	34.9	19	20	10	6	15	85	79.4
at LSU	12/28/22	57-60	L	24	65	.369	4	25	.160	5	10	.500	13	31	44	35.6	14	7	10	5	8	57	77.7
MISSOURI	01/04/23	74-68	W	26	54	.481	6	21	.286	16	23	.696	15	25	40	35.9	19	13	17	4	7	74	77.4
at Auburn	01/07/23	59-72	L	19	56	.339	2	16	.125	19	32	.594	17	28	45	36.5	21	9	14	5	4	59	76.2
ALABAMA	01/11/23	69-84	L	26	61	.426	2	10	.200	15	23	.652	10	27	37	36.6	23	9	15	4	6	69	75.8
at Vanderbilt	01/14/23	84-97	L	31	63	.492	7	18	.389	15	24	.625	15	16	31	36.2	30	11	11	6	3	84	76.2
at Missouri	01/18/23	76-79	L	23	50	.460	7	17	.412	23	26	.885	13	29	42	36.6	33	12	21	2	6	76	76.2
OLE MISS	01/21/23	69-57	W	26	57	.456	8	20	.400	9	17	.529	8	23	31	36.3	16	14	11	4	12	69	75.8
LSU	01/24/23	60-40	W	23	51	.451	5	13	.385	9	12	.750	7	29	36	36.2	12	15	12	5	7	60	75.1
at Baylor	01/28/23	64-67	L	27	53	.509	4	14	.286	6	11	.545	10	25	35	36.2	23	16	15	6	4	64	74.5
TEXAS A&M	01/31/23	81-70	W	28	56	.500	6	18	.333	19	28	.679	13	27	40	36.4	19	16	17	13	7	81	74.8
at South Carolina	02/04/23	65-63	W	26	55	.473	4	15	.267	9	13	.692	10	22	32	36.2	14	11	11	5	3	65	74.4
at Kentucky	02/07/23	88-73	W	32	51	.627	4	9	.444	20	24	.833	6	20	26	35.8	18	19	11	7	10	88	75.0
MISSISSIPPI ST.	02/11/23	64-70	L	21	48	.438	4	18	.222	18	26	.692	7	23	30	35.5	16	12	13	7	8	64	74.5
at Texas A&M	02/15/23	56-62	L	22	50	.440	5	16	.313	7	14	.500	5	28	33	35.5	23	17	13	6	4	56	73.8
FLORIDA	02/18/23	84-65	W	34	59	.576	2	10	.200	14	17	.824	9	31	40	35.6	12	8	13	6	8	84	74.2
GEORGIA	02/21/23	97-65	W	37	58	.638	11	20	.550	12	22	.545	4	29	33	35.5	18	26	5	4	7	97	75.0
at Alabama	02/25/23	83-86	L	29	70	.414	5	10	.500	20	29	.690	13	24	37	35.6	25	6	11	6	12	83	75.3
at Tennessee	02/28/23	57-75	L	18	49	.367	8	22	.364	13	22	.591	9	23	32	35.5	21	8	16	4	7	57	74.7
KENTUCKY	03/04/23	79-88	L	25	70	.357	7	22	.318	22	34	.647	17	18	35	35.5	26	14	6	3	9	79	74.8
vs Auburn	03/09/23	76-73	W	28	50	.560	3	11	.273	17	23	.739	13	24	37	35.5	19	15	19	2	8	76	74.8
vs Texas A&M	03/10/23	61-67	L	22	54	.407	5	20	.250	12	19	.632	8	18	26	35.2	20	11	12	11	9	61	74.4
vs Illinois	03/16/23	73-63	W	24	63	.381	3	11	.273	22	29	.759	11	32	43	35.4	19	4	11	4	12	73	74.4
vs Kansas	03/18/23	72-71	W	24	58	.414	3	15	.200	21	26	.808	15	21	36	35.5	25	8	11	3	5	72	74.3
Arkansas		2601		941	2000	.471	174	556	.313	545	783	.696	357	884	1241	35.5	675	455	448	180	294	2601	74.3
Opponents		2358		816	1942	.420	180	588	.306	546	767	.712	337	809	1146	32.7	662	360	502	100	234	2358	67.4

Games played: 35

Points/game: 74.3

FG Pct: 47.1

3FG Pct: 31.3

FT Pct: 69.6

Rebounds/game: 35.5

Assists/game: 13.0

Turnovers/game: 12.8

Assist/turnover ratio: 1.0

Steals/game: 8.4

Blocks/game: 5.1

2022-23 OPPONENT GAME-BY-GAME STATISTICS

Opponent	Date	Score	W/L	• TOTAL •			• 3-PTRS •			• REBOUNDS •				PF	A	TO	Blk	Stl	Pts	Avg			
				FG	FGA	Pct	3FG	FGA	Pct	FT	FTA	Pct	Off								Def	Tot	Avg
NORTH DAKOTA ST.	11/07/22	76-58	W	19	56	.339	5	21	.238	15	23	.652	7	28	35	35.0	16	7	14	2	5	58	58.0
FORDHAM	11/11/22	74-48	W	17	45	.378	4	17	.235	10	17	.588	9	20	29	32.0	17	7	30	0	4	48	53.0
SOUTH DAKOTA ST.	11/16/22	71-56	W	18	56	.321	3	16	.188	17	20	.850	6	26	32	32.0	14	9	20	2	8	56	54.0
vs Louisville	11/21/22	80-54	W	16	44	.364	4	12	.333	18	25	.720	7	17	24	30.0	16	4	22	1	4	54	54.0
vs Creighton	11/22/22	87-90	L	31	53	.585	7	14	.500	21	29	.724	5	30	35	31.0	16	17	17	3	5	90	61.2
vs San Diego St.	11/23/22	78-74	Wot	27	62	.435	2	18	.111	18	23	.783	7	27	34	31.5	23	8	15	2	9	74	63.3
TROY	11/28/22	74-61	W	24	56	.429	9	28	.321	4	8	.500	10	16	26	30.7	19	10	18	3	6	61	63.0
SAN JOSE ST.	12/03/22	99-58	W	23	57	.404	6	19	.316	6	11	.545	11	18	29	30.5	19	8	18	3	6	58	62.4
UNC GREENSBORO	12/06/22	65-58	W	21	67	.313	9	28	.321	7	11	.636	8	31	39	31.4	26	13	9	3	8	58	61.9
vs Oklahoma	12/10/22	88-78	W	32	56	.571	7	15	.467	7	9	.778	7	20	27	31.0	17	15	15	1	5	78	63.5
vs Bradley	12/17/22	76-57	W	18	45	.400	4	15	.267	17	21	.810	8	24	32	31.1	22	8	27	2	8	57	62.9
UNC ASHEVILLE	12/21/22	85-51	W	20	50	.400	2	12	.167	9	18	.500	9	19	28	30.8	17	9	20	4	3	51	61.9
at LSU	12/28/22	57-60	L	25	62	.403	4	17	.235	6	12	.500	9	30	39	31.5	13	9	10	3	6	60	61.8
MISSOURI	01/04/23	74-68	W	24	54	.444	6	19	.316	14	21	.667	9	14	23	30.9	23	12	10	2	7	68	62.2
at Auburn	01/07/23	59-72	L	24	55	.436	7	21	.333	17	22	.773	7	25	32	30.9	20	13	8	7	8	72	62.9
ALABAMA	01/11/23	69-84	L	25	54	.463	9	20	.450	25	36	.694	8	29	37	31.3	22	11	13	5	8	84	64.2
at Vanderbilt	01/14/23	84-97	L	29	56	.518	10	18	.556	29	36	.806	15	23	38	31.7	20	10	9	5	5	97	66.1
at Missouri	01/18/23	76-79	L	22	49	.449	5	20	.250	30	40	.750	7	16	23	31.2	23	8	12	2	13	79	66.8
OLE MISS	01/21/23	69-57	W	23	52	.442	5	13	.385	6	13	.462	7	23	30	31.2	17	12	17	6	6	57	66.3
LSU	01/24/23	60-40	W	14	54	.259	1	9	.111	11	16	.688	14	21	35	31.4	15	6	15	3	5	40	65.0
at Baylor	01/28/23	64-67	L	20	59	.339	6	18	.333	21	24	.875	15	20	35	31.5	19	5	8	1	7	67	65.1
TEXAS A&M	01/31/23	81-70	W	26	76	.342	4	12	.333	14	24	.583	24	22	46	32.2	23	12	8	2	10	70	65.3
at South Carolina	02/04/23	65-63	W	24	58	.414	7	19	.368	8	14	.571	13	21	34	32.3	13	12	10	3	6	63	65.2
at Kentucky	02/07/23	88-73	W	29	62	.468	4	13	.308	11	18	.611	14	17	31	32.2	17	11	15	3	6	73	65.5
MISSISSIPPI ST.	02/11/23	64-70	L	27	57	.474	6	10	.600	10	16	.625	11	23	34	32.3	21	15	12	2	5	70	65.7
at Texas A&M	02/15/23	56-62	L	19	54	.352	6	12	.500	18	22	.818	9	27	36	32.4	20	9	9	4	5	62	65.6
FLORIDA	02/18/23	84-65	W	22	59	.373	4	21	.190	17	21	.810	8	17	25	32.1	16	9	12	2	9	65	65.6
GEORGIA	02/21/23	97-65	W	19	52	.365	6	18	.333	21	27	.778	7	22	29	32.0	19	6	13	1	3	65	65.5
at Alabama	02/25/23	83-86	L	29	64	.453	3	22	.136	25	30	.833	14	34	48	32.6	21	13	17	4	6	86	66.2
at Tennessee	02/28/23	57-75	L	27	54	.500	4	16	.250	17	25	.680	10	25	35	32.7	16	18	10	2	11	75	66.5
KENTUCKY	03/04/23	79-88	L	29	54	.537	4	14	.286	26	33	.788	10	31	41	32.9	26	14	15	4	5	88	67.2
vs Auburn	03/09/23	76-73	W	25	51	.490	5	16	.313	18	27	.667	6	13	19	32.5	18	13	10	2	12	73	67.4
vs Texas A&M	03/10/23	61-67	L	24	57	.421	1	10	.100	18	24	.750	17	26	43	32.8	16	8	15	2	5	67	67.4
vs Illinois	03/16/23	73-63	W	20	52	.385	6	22	.273	17	26	.654	3	31	34	32.9	19	10	17	5	10	63	67.3
vs Kansas	03/18/23	72-71	W	24	50	.480	5	13	.385	18	25	.720	7	22	29	32.7	23	9	12	4	5	71	67.4
Opponents		2358		816	1942	.420	180	588	.306	546	767	.712	337	809	1146	32.7	662	360	502	100	234	2358	67.4
Arkansas		2601		941	2000	.471	174	556	.313	545	783	.696	357	884	1241	35.5	675	455	448	180	294	2601	74.3

Games played: 35

Points/game: 67.4

FG Pct: 42.0

3FG Pct: 30.6

FT Pct: 71.2

Rebounds/game: 32.7

Assists/game: 10.3

Turnovers/game: 14.3

Assist/turnover ratio: 0.7

Steals/game: 6.7

Blocks/game: 2.9

ARKANSAS RAZORBACKS

2022-23 GAME-BY-GAME POINTS-ASSISTS-REBOUNDS

				0	1	2	3	4	5	11	12	13	15	20	21	22	23	45
Opponent	Date	Score	WL	Black	Council	Brazile	Smith	Davis	Pinion	Graham	Dunning	Walsh	Mitchell	Johnson	Arbogast	Mitchell	Ford	Blake
N. DAK ST	11/07/22	74-61	W	3-7-3	22-3-2	21-12-1	DNP-Inj	18-6-0	0-0-0	DNP	0-0-0	4-2-3	8-4-1	0-0-0	DNP	DNP	0-1-0	DNP
FORD	11/11/22	74-48	W	10-6-0	15-4-7	8-8-1	DNP-Inj	7-3-5	2-0-0	10-4-1	0-0-0	12-4-1	8-4-2	0-1-0	0-0-0	0-0-0	2-0-0	0-1-0
S. DAK ST	11/16/22	71-56	W	5-5-5	19-2-2	13-10-2	DNP-Inj	13-2-3	2-0-0	2-6-0	0-0-0	10-1-1	5-4-3	2-4-0	0-0-0	0-3-1	0-3-0	0-1-0
vs LOU	11/21/22	80-54	W	26-3-6	15-3-3	1-2-0	DNP-Inj	2-0-5	2-2-0	8-1-0	0-0-0	7-2-2	5-6-1	DNP	0-0-0	12-6-3	2-0-0	0-0-0
vs CU	11/22/22	87-90	L	26-6-6	24-3-3	17-6-2	DNP-Inj	9-3-2	0-0-0	DNP	DNP	5-3-2	2-1-0	DNP	DNP	4-3-0	DNP	DNP
vs S DIEGO ST	11/23/22	78-74	WOT	15-5-1	19-3-4	20-9-0	DNP-Inj	2-2-1	DNP	0-0-0	0-0-0	7-5-2	2-3-0	7-7-0	DNP	6-3-0	DNP	DNP
TROY	11/28/22	74-61	W	14-8-3	27-3-0	3-0-1	0-1-0	DNP	0-1-0	DNP	0-0-0	6-4-0	14-9-0	8-3-0	DNP	2-2-0	DNP	DNP
SJSU	12/03/22	99-58	W	8-4-6	17-3-1	23-5-2	16-1-5	0-1-3	5-2-0	11-6-1	0-1-1	6-3-0	8-4-0	0-0-0	3-0-0	0-1-0	2-0-3	0-0-0
UNCG	12/06/22	65-58	W	11-5-2	8-3-2	0-2-0	22-4-3	10-10-0	DNP	0-1-0	DNP	0-0-1	13-14-1	1-5-0	DNP	DNP	0-0-0	DNP
vs OU	12/10/22	88-78	W	8-4-5	26-2-5	DNP-Inj	21-2-1	5-2-2	DNP	1-1-0	DNP	12-3-1	10-6-4	5-5-1	DNP	DNP	DNP	DNP
vs BRAD	12/17/22	76-57	W	15-3-4	16-2-2	DNP-Inj	5-1-0	7-7-3	0-1-0	6-2-1	1-1-0	18-3-1	6-3-2	2-2-0	0-0-0	0-0-0	0-0-0	0-0-0
AVL	12/21/22	85-51	W	10-3-3	12-2-2	DNP-Inj	DNP-Inj	9-2-3	10-1-3	16-3-1	0-0-0	4-4-1	9-1-3	7-7-2	0-1-0	6-3-0	2-3-2	0-2-0
at LSU	12/28/22	57-60	L	7-8-4	13-6-0	DNP-Inj	DNP-Inj	16-6-2	0-0-0	0-1-0	DNP	13-9-0	8-12-1	0-0-0	DNP	DNP	DNP	DNP
MIZ	01/04/23	74-68	W	6-2-5	25-7-1	DNP-Inj	DNP-Inj	10-5-5	13-1-0	0-0-0	DNP	6-7-2	8-7-0	5-8-0	DNP	1-0-0	DNP	DNP
at AUB	01/07/23	59-72	L	23-7-4	14-2-1	DNP-Inj	DNP-Inj	2-2-2	0-1-0	5-6-0	0-0-0	6-10-2	6-7-0	1-5-0	DNP	2-2-0	0-0-0	DNP
BAMA	01/11/23	69-84	L	5-5-1	15-2-3	DNP-Inj	DNP-Inj	16-10-3	0-0-0	16-5-1	DNP	2-2-0	10-5-1	0-0-0	DNP	5-4-0	0-0-0	DNP
at VANDY	01/14/23	84-97	L	18-6-3	24-3-1	DNP-Inj	DNP-Inj	17-3-4	6-0-0	0-0-0	0-0-0	0-2-2	11-8-0	0-1-0	DNP	8-2-1	0-0-0	DNP
at MIZ	01/18/23	76-79	L	15-8-7	13-3-1	DNP-Inj	DNP-Inj	18-9-3	0-0-0	0-0-0	DNP	12-2-0	7-9-1	7-7-0	DNP	DNP	4-0-0	DNP
OM	01/21/23	69-57	W	17-3-8	2-1-0	DNP-Inj	DNP-Inj	16-5-4	13-5-0	DNP	0-0-0	13-7-0	4-2-1	0-0-0	DNP	4-5-1	0-0-0	DNP
LSU	01/24/23	60-40	W	14-7-3	10-6-7	DNP-Inj	DNP-Inj	16-7-3	0-0-0	6-3-0	DNP	4-1-0	10-8-1	0-1-1	DNP	DNP-Inj	DNP	DNP
at BAYLOR	01/28/23	64-67	L	7-6-3	25-1-2	DNP-Inj	DNP-Inj	16-2-4	0-1-0	4-9-4	0-0-0	4-1-0	4-4-1	0-1-0	DNP	4-7-2	DNP	DNP
TA&M	01/31/23	81-70	W	11-5-7	19-6-4	DNP-Inj	DNP-Inj	19-1-4	DNP	5-0-0	DNP	12-7-1	6-5-0	DNP	DNP	9-13-0	DNP	DNP
at USC	02/04/23	65-63	W	13-6-4	10-3-3	DNP-Inj	DNP-Inj	15-4-2	DNP	16-2-1	DNP	4-10-1	2-2-0	0-0-0	DNP	5-4-0	DNP	DNP
at UK	02/07/23	88-73	W	19-4-5	20-3-4	DNP-Inj	DNP-Inj	15-3-7	0-0-0	2-0-1	DNP	13-1-0	4-9-2	DNP	DNP	15-4-0	0-0-0	DNP
MSU	02/11/23	64-70	L	23-5-5	13-6-3	DNP-Inj	5-1-1	7-6-2	DNP	2-1-0	DNP	2-2-1	6-4-0	DNP	DNP	6-6-0	DNP	DNP
at TA&M	02/15/23	56-62	L	9-3-8	6-5-4	DNP-Inj	0-0-0	14-3-3	DNP	4-0-0	DNP	8-5-1	11-9-1	0-0-0	DNP	4-4-0	DNP	DNP
UF	02/18/23	84-65	W	14-5-3	15-7-1	DNP-Inj	10-1-1	0-1-1	0-0-0	26-7-1	0-0-0	5-2-0	10-10-1	DNP-Inj	0-0-0	4-4-0	0-0-0	0-0-0
UGA	02/21/23	97-65	W	10-4-8	22-3-4	DNP-Inj	26-1-2	4-1-3	6-0-0	8-5-2	0-0-0	9-7-0	7-5-4	DNP-Inj	0-0-0	2-4-1	0-2-2	3-0-0
at BAMA	02/25/23	83-86	L	7-2-2	20-1-0	DNP-Inj	24-6-1	21-5-0	0-0-0	2-2-0	DNP	4-7-1	0-2-2	DNP-Inj	DNP	5-8-0	0-0-0	DNP
at UT	02/28/23	57-75	L	13-5-1	11-4-1	DNP-Inj	12-0-2	13-6-2	3-0-0	0-0-0	DNP	1-4-1	2-3-1	0-3-0	DNP	0-0-0	2-0-0	DNP
UK	03/04/23	79-88	L	14-8-4	16-4-1	DNP-Inj	25-3-6	8-2-0	0-0-0	2-0-0	DNP	10-7-2	2-1-1	2-3-0	DNP	0-5-0	0-0-0	DNP
vs AUB	03/09/23	76-73	W	19-6-6	7-2-0	DNP-Inj	14-3-2	7-10-3	DNP	2-0-0	DNP	11-4-2	12-6-2	4-3-0	DNP	0-1-0	DNP	DNP
vs TA&M	03/10/23	61-67	L	9-4-2	5-3-1	DNP-Inj	16-1-4	5-6-1	DNP	DNP	DNP	7-3-1	15-6-1	DNP	DNP	4-2-1	DNP	DNP
vs ILLINI	03/16/23	73-63	W	12-6-1	18-10-0	DNP-Inj	6-0-0	16-6-1	DNP	0-1-0	DNP	6-4-1	9-7-1	5-5-0	DNP	1-0-0	DNP	DNP
vs KU	03/18/23	72-71	W	4-4-2	21-6-4	DNP-Inj	0-1-1	25-8-1	0-0-0	2-0-0	DNP	10-3-0	6-2-0	4-10-0	DNP	0-0-0	0-0-0	DNP

ARKANSAS RAZORBACKS

2022-23 STARTING LINEUPS

Date	Opponent	1st SUB(S)	Outcome
Nov. 7	N. DAK ST	Black Davis Council Johnson Khi Mitchell Brazile	W, 76-58
Nov. 11	FORDHAM	Black Davis Council Walsh Khi Mitchell Brazile	W, 74-48
Nov. 16	S. DAK ST	Black Davis Council Walsh Khi Mitchell Brazile	W, 71-56
Nov. 21	vs LOU	Black Davis Council Walsh Khi Mitchell Brazile	W, 80-54
Nov. 22	vs CU	Black Davis Council Walsh Khi Mitchell Brazile	L, 87-90
Nov. 23	vs S DIEGO ST	Black Davis Council Walsh Khi Mitchell Brazile	(ot) W, 78-74
Nov. 28	TROY	Black Dunning Council Walsh Khi Mitchell Brazile	W, 74-61
Dec. 3	SJSU	Black Smith Council Walsh Khi Mitchell Brazile	W, 99-58
Dec. 6	UNCG	Black Smith Council Walsh Khi Mitchell Brazile	W, 65-58
Dec. 10	vs OU	Black Smith Council Walsh Khi Mitchell Davis/Graham	W, 88-78
Dec. 17	vs BRAD	Black Smith Council Walsh Khi Mitchell Johnson/Davis	W, 76-57
Dec. 21	vs UNCA	Black Davis Council Walsh Khi Mitchell Johnson	W, 85-51
Dec. 28	at LSU	Black Davis Council Walsh Khi Mitchell Johnson	L, 57-60
Jan. 4	MIZZOU	Black Davis Council Walsh Khi Mitchell Johnson	W, 74-68
Jan. 7	at AUB	Black Davis Council Walsh Khi Mitchell Johnson	L, 59-72
Jan. 11	BAMA	Black Davis Council Walsh Khi Mitchell Council	L, 69-84
Jan. 14	at VANDY	Black Davis Council Khi Mitchell Johnson	L, 84-97
Jan. 18	at MIZZOU	Black Davis Council Johnson Khi Mitchell Walsh	L, 76-79
Jan. 21	OLE MISS	Black Davis Council Walsh Johnson Ford/Khel Mitchell	W, 69-57
Jan. 24	LSU	Black Davis Council Walsh Khi Mitchell Kamani	W, 60-40
Jan. 28	at BAYLOR	Black Davis Council Walsh Khi Mitchell Kamani	L, 64-67
Jan. 31	TX A&M	Black Davis Council Khi Mitchell Graham	W, 81-70
Feb. 4	at USC	Black Davis Council Khi Mitchell Walsh	W, 65-63
Feb. 7	at UK	Black Davis Council Khi Mitchell Walsh	W, 88-73
Feb. 11	MISS ST	Black Davis Council Khi Mitchell Walsh	L, 64-70
Feb. 15	at TX A&M	Black Davis Council Khi Mitchell Walsh	L, 56-65
Feb. 18	FLORIDA	Black Smith Davis Walsh Khi Mitchell Council	W, 84-65
Feb. 21	GEORGIA	Black Smith Davis Walsh Khi Mitchell Council	W, 97-65
Feb. 25	at BAMA	Black Smith Davis Walsh Khi Mitchell Council	L, 83-86
Feb. 28	at TENN	Black Smith Davis Walsh Khi Mitchell Council	L, 57-75
Mar. 4	KENTUCKY	Black Smith Davis Khi Mitchell Walsh	L, 79-88
Mar. 9	vs AUB	Black Smith Davis Council Johnson Khi Mitchell	W, 76-73
Mar. 10	vs TX A&M	Black Smith Davis Khi Mitchell Council	L, 61-67
Mar. 16	vs ILLINOIS	Black Smith Davis Council Johnson Khi Mitchell	W, 73-63
Mar. 18	vs KANSAS	Black Smith Davis Council Johnson Walsh	W, 72-71

RECORD BY LINEUP:						RECORD BY STARTER	
Black	Davis	Council	Johnson	Khi Mitchell	1-1	Black	35 22-13
Black	Davis	Council	Walsh	Khi Mitchell	8-3	Khi Mitchell	31 18-13
Black	Dunning	Council	Walsh	Khi Mitchell	1-0	Davis	30 17-13
Black	Smith	Council	Walsh	Khi Mitchell	4-0	Council	28 20-8
Black	Davis	Walsh	Khel Mitchell	Khi Mitchell	0-1	Walsh	22 15-7
Black	Davis	Council	Khel Mitchell	Khi Mitchell	3-3	Smith	13 9-4
Black	Davis	Council	Walsh	Johnson	1-0	Khel Mitchell	9 3-6
Black	Smith	Davis	Walsh	Khi Mitchell	2-2	Johnson	6 5-1
Black	Smith	Davis	Khel Mitchell	Khi Mitchell	0-1	Dunning	1 1-0
Black	Smith	Davis	Council	Johnson	3-0	RECORD BY 1ST SUB (including ties).	
Black	Smith	Davis	Khel Mitchell	Khi Mitchell	0-1		
						Brazile	9 8-1
						Johnson	8 4-4
						Council	6 2-4
						Walsh	6 3-3
						Khi Mitchell	2 2-0
						Davis	2 2-0
						Graham	2 2-0
						Ford	1 1-0
						Khel Mitchell	1 1-0

ARKANSAS RAZORBACKS

2022-23 SPECIALTY STATS (ARKANSAS/OPPONENT)

Opponent	Pts Off TO	Pts In Paint	2nd Chance	Fast Break	Bench	Ties	Lead Chng	Ark Largest Lead	Best Ark Run	Opp Largest Lead	Best Opp Run	Ark Led	Opp Led	Gm Tied
NORTH DAKOTA ST	20/11	44/24	8/9	9/10	25/12	3	0	21 11:35 2nd	11-0	-- -- --	10-0	38:10	--	1:50
FORDHAM	30/15	54/20	13/2	11/2	22/17	1	1	21 4:11 2nd	12-0	5 19:03 1st	7-0	33:43	4:55	1:22
SOUTH DAKOTA ST	23/11	32/30	4/7	12/12	19/31	1	2	27 8:39 2nd	11-0	1 16:08 1st	7-0	27:54	0:17	1:49
vs Louisville	29/19	38/16	3/2	15/9	25/29	0	0	27 4:29 2nd	17-0	-- -- --	7-0	39:47	--	0:13
vs Creighton	21/3	42/42	15/5	16/13	21/3	10	10	2 14:25 2nd	6-0	12 1:43 1st	7-0	2:08	33:45	4:07
vs San Diego St	16/16	32/34	11/4	10/9	33/17	5	10	4 0:03 OT	8-0	13 5:56 1st	11-0	8:52	33:47	2:15
TROY	19/15	46/26	12/10	14/10	13/21	6	11	14 1:03 2nd	17-0	7 6:06 1st	8-0	15:32	20:22	4:06
SAN JOSE ST	32/12	52/30	6/10	23/2	44/4	4	12	41 0:20 2nd	11-0	4 4:24 1st	7-0	32:34	3:01	4:25
UNC GREENSBORO	6/9	28/24	4/3	8/6	11/18	4	11	7 1:29 2nd	8-0	12 4:54 1st	11-0	7:47	29:06	3:07
vs Oklahoma	17/10	58/44	11/8	14/12	11/16	1	8	16 9:19 2nd	8-0	9 11:47 1st	7-0	23:41	16:06	9:19
vs Bradley	37/9	40/16	9/8	17/7	16/8	1	3	24 11:18 2nd	11-0	2 19:30 1st	6-0	36:11	2:43	1:06
vs UNC ASHEVILLE	32/5	50/26	8/9	19/5	41/11	1	1	35 2:42 2nd	8-0	2 19:33 1st	4-0	38:41	1:07	0:39
at LSU	4/13	36/40	11/6	7/8	0/25	10	7	6 9:20 2nd	6-0	6 0:17 1st	8-0	14:18	18:51	6:51
MISSOURI	8/21	26/28	17/8	18/11	19/29	1	1	8 8:45 2nd	10-0	17 9:31 1st	11-0	14:08	25:13	0:39
at Auburn	6/25	32/32	8/11	5/5	8/27	0	0	-- -- --	5-0	15 17:26 2nd	6-0	--	39:46	0:14
ALABAMA	7/24	40/32	8/8	4/24	31/16	5	5	3 1:18 2nd	9-0	15 1:27 2nd	13-0	4:45	32:34	2:40
at Vanderbilt	13/12	42/32	16/14	5/7	6/40	6	6	10 17:37 2nd	8-0	14 7:43 2nd	12-0	14:25	20:27	5:08
at Missouri	13/31	26/26	8/3	4/9	16/48	11	17	10 5:07 2nd	8-0	6 16:39 2nd	10-0	26:40	09:14	4:06
OLE MISS	15/8	36/28	7/6	12/7	28/21	4	9	21 6:16 2nd	9-0	5 13:37 2nd	8-0	24:39	12:42	2:39
LSU	18/4	28/22	5/9	15/7	6/8	1	0	25 3:36 1st	15-0	-- -- --	9-0	38:09	--	1:51
at Baylor	8/13	34/22	5/12	5/10	8/5	4	6	8 19:33 2nd	13-0	11 10:36 1st	10-0	14:57	22:23	2:40
TEXAS A&M	8/16	38/38	15/19	21/10	17/0	4	0	13 7:52 2nd	7-0	-- -- --	6-0	37:03	--	2:57
at South Carolina	8/14	38/34	10/12	8/8	20/4	3	12	13 17:42 2nd	8-0	1 last 1:40 2nd	10-0	34:27	3:45	1:48
at Kentucky	23/10	46/28	11/13	20/10	15/18	6	11	16 4:02 2nd	8-0	2 16:05 1st	5-0	32:39	3:59	3:22
MISS STATE	9/16	28/36	8/11	18/14	9/16	4	5	5 19:05 1st	11-0	16 15:56 2nd	9-0	3:18	35:05	1:37
at Texas A&M	4/11	30/24	5/6	6/10	12/7	5	6	12 0:26 1st	9-0	8 0:20 2nd	10-0	31:23	5:02	3:42
FLORIDA	17/10	52/36	15/5	14/8	45/25	4	2	25 11:18 2nd	11-0	5 13:00 1st	7-0	28:22	6:48	4:50
GEORGIA	20/4	40/24	7/8	10/15	41/20	1	2	35 0:27 2nd	9-0	1 18:39 1st	5-0	39:23	0:20	0:17
at Alabama	12/7	38/52	15/15	11/6	27/33	4	3	11 3:18 1st	9-0	12 3:08 2nd	15-0	22:03	15:05	2:52
at Tennessee	11/19	18/42	4/13	4/7	16/29	0	0	-- -- --	7-0	24 3:30 2nd	10-0	--	38:55	1:05
KENTUCKY	15/9	26/36	9/17	13/6	30/15	2	3	3 19:14 1st	7-0	14 1:41 2nd	6-0	1:15	35:37	3:08
vs Auburn (SEC)	15/19	48/40	18/6	12/12	25/28	1	3	15 14:04 2nd	10-0	2 19:20 1st	9-0	26:36	0:42	2:42
vs TX A&M (SEC)	19/13	28/36	9/15	15/5	12/5	1	6	13 0:00 1st	6-0	8 0:46 2nd	6-0	26:54	10:31	2:35
vs Illinois (NCAA)	19/11	32/26	6/5	13/14	16/16	1	1	17 10:45 2nd	10-0	2 19:03 1st	8-0	37:15	1:20	1:25
vs Kansas (NCAA)	13/9	30/34	15/2	4/6	18/5	5	4	3 0:20 2nd	11-0	12 15:20 2nd	11-0	1:43	34:10	4:08

□ INDICATES LARGEST LEADS / DEFICITS

BLACK INDICATES LARGEST UA LEAD IN A LOSS

RED INDICATES UA LARGEST DEFICITS IN A WIN

CHARGES DRAWN

(Deflections • Blocks • Steals)

Player	18-19	19-20	20-21	21-22	22-23	Career
Black					5	5
Brazile				NA	0	
Council			NA	NA	3	
Davis			2	0	2	4
Dunning					0	
Ford					0	
Graham		NA	NA	NA	5	
Johnson			RS	4	3	7
Khel Mitchell		NA	NA	NA	1	
Khi Mitchell		NA	NA	NA	0	
Pinion					0	0
Smith					0	-
Walsh					1	1

MOST IN A GAME 2022-23:

DUNKS

(Deflections • Blocks • Steals)

Player	18-19	19-20	20-21	21-22	22-23	Career
Black					22	22
Brazile				NA	12	
Council			NA	NA	33	
Davis			5	6	4	15
Dunning					0	
Ford					0	
Graham		NA	NA	NA	19	
Johnson				RS	2	1
Khel Mitchell		NA	NA	NA	20	
Khi Mitchell		NA	NA	NA	25	
Pinion					2	2
Smith					4	4
Walsh					17	17

MOST IN A GAME 2022-23:

- 4 **Khel Mitchell** (LOU)
 3 **Brazile** (SDSU); **Graham** (SAN JOSE)
Council (OKLA); **Council** (UNCA)
Black (@ UK)
 11 vs Louisville
 8 vs UNCA; vs UK
 7 vs Okla; at UK
 vs AUB (SEC)

ALLEY-OOPS

BASKETS MADE	36	ASSISTS	36
Council	8	Black	12
Brazile	6	Council	8
Graham	5	Smith	8
Khi Mitchell	5	Davis	5
Khel Mitchell	5	Walsh	2
Black	4	Pinion	1
Walsh	2		
Smith	1		

LAST TIME AN ARKANSAS PLAYER...

• SCORING •

Scored 30 Points: 31 Stanley Umude at Georgia (02/02/22)
Scored 40 Points: 40 Mason Jones vs Auburn (02/04/20)
Scored 50 Points: 51 Rotnei Clarke vs. Alcorn State (11/13/09)
RECORD: 51 Rotnei Clarke vs. Alcorn State (11/13/09)

• FIELD GOALS MADE •

Made 15 Field Goals: 15 (15-21) Rotnei Clarke vs. Alcorn State (11/13/09)
Made 20 Field Goals: 20 (2-30) Dean Tolson vs. Texas A&M (03/02/74)
RECORD: 20 (20-30) Dean Tolson vs. Texas A&M (03/02/74)

• FIELD GOALS ATTEMPTED •

Attempted 20 Field Goals: 23 (9-23) Nick Smith Jr., at Alabama (02/25/23)
Attempted 25 Field Goals: 26 (11-26) JD Notae vs Mercer (11/09/21)
RECORD: 30 (20-30) Dean Tolson vs. Texas A&M (03/02/74)

• FIELD GOAL PERCENTAGE •

Shot 100% FG (Min. 7 att): Daniel Gafford (7-7) at Texas Tech (01/26/19)
RECORD (min 8 att): 100% 8x - Best: Daryll Saulsberry (10-10) 1975

• 3-POINTERS MADE •

Made 7 3-pointers: 8 (8-11) Mason Jones at Texas A&M (03/07/20)
Made 10 3-pointers: 10 (10-13) by Isaiah Joe vs. FIU (12/01/18)
Made 11-Plus 3-pointers: 13 (13-17) by Rotnei Clarke vs. Alcorn State (11/13/09)
RECORD: 13 (13-17) by Rotnei Clarke vs. Alcorn State (11/13/09) (SEC record)

• 3-POINTERS ATTEMPTED •

Attempted 15 3-Pointers: 15 (6-15) Isaiah Joe at Texas A&M (03/07/20)
Attempted 20 3-Pointers: 24 (10-24) Pat Bradley vs. North Texas (12/30/98)
RECORD: 24 (10-24) Pat Bradley vs. North Texas (12/30/98) (SEC record)

• FREE THROWS MADE •

Made 10 Free Throws: 10 Ricky Council IV (10-11) vs Kansas (03/18/23)
Made 15 Free Throws: 16 (16-19) Moses Moody vs Alabama (02/24/21)
Made 20 Plus Free Throws: 22 (22-24) Martin Terry vs. Texas A&M (01/22/72)
RECORD: 22 (22-24) by Martin Terry vs. Texas A&M (01/22/72)

• FREE THROWS ATTEMPTED •

Attempted 15 Free Throws: 16 (13-16) Anthony Black (01/07/23)
Attempted 20 Free Throws: 21 (18-21) Moses Moody vs Alabama (02/24/21)
Attempted 24 Plus Free Throws: 24 (22-24) Martin Terry vs. Texas A&M (01/22/72)
RECORD: 24 (22-24) Martin Terry vs. Texas A&M (01/22/72)

• FREE THROW PERCENTAGE •

Shot 100% FT (min 10 att): Chris Lykes (12-12) vs Elon (12/21/21)
RECORD (min. 11 att): 9x - Best: Tommy Boyer (18-18) in 1963

• REBOUNDS •

Grabbed 15-19 Rebounds: 15 Jaylin Williams vs New Mexico State (03/19/22)
Grabbed 20-Plus Rebounds: 23 Nick Davis vs. Jackson State (11/21/97)
RECORD: 23 by Nick Davis vs. Jackson State (11/21/97)
• Grabbed 10 Offensive Rebounds: 111 Justin Smith vs Oral Roberts (03/27/21)
• **Grabbed 10 Defensive Rebounds: 14 Khi Mitchell & Devo Davis vs UNCG (12/06/22)**

• ASSISTS •

Had 10 Assists: 10 by Jalen Tate vs Georgia (01/09/21)
Had 15 Assists: 15 by Dontell Jefferson vs. Portland State (11/18/05)
RECORD: 15 by Dontell Jefferson vs. Portland State (11/18/05)

• STEALS •

Had 5 Steals: 5 Davonte Davis vs Bradley (12/17/22)
Had 6-7 Steals: 6 Jaylin Williams vs Texas A&M (01/22/22)
Had 8-9 Steals: 8 JD Notae vs New Mexico State (03/19/22)
RECORD: 9 by Robert Shepard at Arizona (12/06/92)

• BLOCKED SHOTS •

Had 5 Blocks: 5 Makhel Mitchell at Kentucky (02/07/23)
Had 6-9 Blocks: 7 Makhel Mitchell vs Texas A&M (01/31/23)
Had 10 Blocks: 10 Steven Hill vs. Texas State (12/06/05)
RECORD: 10 Steven Hill vs. Texas St. (12/06/05) & Oliver Miller vs. Texas (02/04/90)

• TURNOVERS •

Committed 5-9 Turnovers: 6 Anthony Black at Tennessee (02/28/23)
Committed 10 Plus Turnovers: 10 Courtney Fortson at South Carolina (02/21/09)

• MINUTES PLAYED •

40 Minutes (Regulation): 40:00 Ricky Council IV vs Kansas (03/18/23)
40+ Min w/OT: 2 vs San Diego St (11/23/22) - Council (41:03) - Brazile (40:05)
45+ Minutes: 47 by BJ Young vs. Auburn (01/16/13)

• MISCELLANEOUS •

2 Players Scored 20+ Pts In Same Game: Davonte Davis (25) & Ricky Council IV (21) vs Kansas (03/18/23)
3 Players Scored 20+ Pts In Same Game: at Alabama (02/25/23)
Nick Smith Jr. (24), Davonte Davis (21) and Ricky Council IV (20)
2 Players Scored 20+ Pts In Back-To-Back Gms: Nick Smith Jr. (26/24) & Ricky Council IV (22/20) vs Georgia (02/21/23) and at Alabama (02/25/23)
2 Players Scored 20+ Pts In 3 Straight: Mason Jones (41/20/21) & Isaiah Joe (20/21/24) vs Tulsa (12/14/19), Valpo (12/21/19) and Indiana (12/29/19)
8 Players Scored in Double Digits: Mississippi Valley State (11/25/20)
Connor Vanover (25), Desi Sills (19), Moses Moody (16), Vance Jackson (15)
Khalen Robinson (15), Justin Smith (13), JD Notae (13), Jalen Tate (12)
Scored 20 or More Points in Five-Plus Consecutive Games: (5) by Mason Jones 37, 26, 36, 30, 22 (02/26/20 to 03/11/20)
Scored 20 or More Points in 10-Plus Consecutive Games: (11) by Todd Day 20, 23, 26, 26, 22, 31, 23, 21, 27, 21, 20 (12/01/90 to 01/12/91)
Scored 30 or More Points in 3 Straight Games: Mason Jones (only Razorback) 34 vs. S. Carolina (01/29/20), 30 at Alabama (02/01/20), 40 vs Auburn (02/04/20)
Most Points in Back-To-Back Games: 82 by Martin Terry 35 at TCU (02/20/73) and 47 vs. SMU (02/24/73)
Consecutive Free Throws Made: 48 by Ricky Medlock (20 gms; 12/21/74 to 03/04/75)
Double-Double: Pts/Rebs: Khi Mitchell (13 & 14) and Devo Davis (10 & 10) vs UNCG (12/06/22)
Double-Double: Pts/Assists: Jalen Tate (15 & 10) vs Georgia (01/09/21)
Two Players with Double-Double in Same Game: vs UNC Greensboro (12/06/22)
Khi Mitchell (13 pts & 14 rebs) and Devo Davis (10 pts & 10 rebs)
5 Straight Double-Doubles: (7) Jaylin Williams 13 & 11 vs AUB; 22 & 10 at BAMA; 13 & 11 at MIZ; 13 & 16 vs TENN; 15 & 10 at FLA; 16 & 12 vs UK; 19 & 10 vs LSU
3+ Straight Double-Doubles in SEC: (5) Jaylin Williams (AUB/@Bama/@MIZ/TEN/@FLA/UK/LSU)
Most Consecutive Double-Doubles: 9 by Dean Tolson (1973-74) and 6 by Derek Hood (1998-99)
Three Players with Double-Double in Same Game: vs Alabama (01/16/10) - Marshawn Powell 18 pts, 10 rebs, Mike Washington (17 pts, 13 rebs) and Courtney Fortson (12 pts, 10 assists)
Had 5-Plus Assists in 5-Plus Consecutive Games: (6) by Jalen Harris 11, 6, 10, 12, 7, 10 (11/21/81 thru 12/15/18)
Had 10 or More Assists in Back-to-Back Games: Jalen Harris 10 vs. FIU (12/01/18) and 12 at Colorado State (12/05/18)
Three-Plus Players with 5-Plus Assists in a Game: vs. Montana State (11/21/18) Jalen Harris (11), Isaiah Joe (5) and Desi Sills (5)
Had 5 or More Steals in Back-to-Back Games: Ronnie Brewer 5 vs. Western Illinois (01/01/06) and 5 vs. Mississippi State (01/07/06)

LAST TIME AN OPPONENT PLAYER...

• SCORING •

Scored 30 Points: 37 Antonio Reeves vs Kentucky (03/04/23)
Scored 40 Points: 45 Jodie Meeks vs. Kentucky (02/14/09)
Scored 50 Points: 56 Oscar Robertson vs. Cincinnati (03/15/58) **(most on record)**

• FIELD GOALS MADE •

Made 15 Field Goals: 17 (17-24) Jodie Meeks vs. Kentucky (02/14/09)
Made 20 Field Goals: 21 Oscar Robertson vs. Cincinnati (03/15/58) **(most on record)**

• FIELD GOALS ATTEMPTED •

Attempted 20 Field Goals: 20 (9-20) Matt Bradley (11/23/22)
Attempted 25 Field Goals: 28 (11-28) Devan Downey vs. South Carolina (02/17/10)

• FIELD GOAL PERCENTAGE •

Shot 100% FG (Min. 7 att): Adam Wing (8-8) vs. Evansville (12/08/15)

• 3-POINTERS MADE •

Made 7 3-pointers: 7 (7-15) Tyler Hall vs. Montana State (11/21/18)
Made 10 3-pointers: 10 (10-19) Lance Weems at Auburn (01/06/96)

• 3-POINTERS ATTEMPTED •

Attempted 15 3-pointers: 15 (7-15) Tyler Hall vs. Montana State (11/21/18)
Attempted 20 3-pointers: 22 (5-22) Jeff Fryer vs. Loyola Marymount (03/16/89)

• FREE THROWS MADE •

Made 10 Free Throws: 11 (11-11) Antonio Reeves vs Kentucky (03/04/23)
Made 15 Free Throws: 15 (15-17) Keyontae Johnson at Florida (02/18/20)

• FREE THROWS ATTEMPTED •

Attempted 15 Free Throws: 15 (12-15) Xavier Pinson (01/02/21)
Attempted 20 Free Throws: 24 (18-24) Frank Williams vs. Illinois (12/08/01)

• FREE THROW PERCENTAGE •

Shot 100% FT (min 10 att): 11-11 Antonio Reeves vs Kentucky (03/04/23)

• REBOUNDS •

Grabbed 15-19 Rebounds: 15 Henry Coleman III vs Texas A&M (01/31/23)
Grabbed 20 Rebounds: 20 Antonio McDyeess vs. Alabama (03/11/95)
• Grabbed 10 Offensive Rebounds: 11 Tyler Davis at Texas A&M (01/30/18)
• Grabbed 10 Defensive Rebounds: 10 Oscar Tshiebwe vs Kentucky (02/26/22)

• ASSISTS •

Had 10 Assists: 11 Tremont Waters vs. LSU (01/12/19)
Had 13 Assists: 13 Chuck Evans at Mississippi State (01/27/93) **(on record)**

• STEALS •

Had 5 Steals: 6 Alpha Diallo at Providence (03/19/19)
Had 8 Steals: 8 Terry Conerway vs. Texas State (12/21/02)

• **BLOCKED SHOTS** •

Had 6-9 Blocks: 6 Johni Broome at Auburn (01/07/23)
Had 10 Plus Blocks: 10 P.J. Roberson vs. Grambling State (11/26/11)

• **TURNOVERS** •

Committed 7-9 Turnovers: 7 Wendell Green Jr vs Auburn (02/08/22)
Committed 10 Plus Turnovers: 12 Devin Gibson vs. UTSA (12/10/07)

LAST TIME ARKANSAS HIGHS...

• **SCORING** •

Scored 100-119 Points: 101 at South Carolina (103/02/21)
Scored 120-Plus Points: 142 vs. Mississippi Valley State (11/25/20)
Scored 50 Points in 1st Half: 53 at Georgia (02/02/22)
Scored 50 Points in 2nd Half: 54 vs Georgia (02/21/23)
Scored 60 or More Points in a Half: 61 (1st) vs. Miss Valley State (11/25/20)
Scored 70 or More Points in a Half: 71 (1st) vs. Alcorn (11/13/09)
Scored 80 or More Points in a Half: 81 (2nd) vs. Miss Valley State (11/25/20)
Most Points in a Half: 88 (2nd) vs. U.S. International (12/09/89)

• **FIELD GOALS MADE** •

Made 40 Field Goals: 40 (40-71) at Georgia (02/02/22)
Made 50 Field Goals: 57 (57-99) vs. Troy (12/10/96)
RECORD: 68 (68-101) vs. U.S. International (12/09/89)

• **FIELD GOALS ATTEMPTED** •

Attempted 80 Field Goals: 86 (48-86) vs Miss Valley State (11/25/20)
Attempted 90 Field Goals: 99 (57-99) vs. Troy (12/10/96)
Attempted 100 Field Goals: 101 (68-101) vs. US International (12/09/89)
RECORD: 101 (68-101) vs. U.S. International (12/09/89)

• **FIELD GOAL PERCENTAGE** •

Shot 60% FG: 63.8 (37-58) vs Georgia (02/21/23)
Shot 70% or Better FG: 72.7 (32-44) vs. Alabama State (12/21/83)
RECORD: 79.4 (27-34) vs. Texas Tech (1979)

• **3-POINTERS MADE** •

Made 15 3-pointers: 15 (15-28) at Georgia (02/02/22)
Made 20 3-pointers: 20 (20-40) vs Miss Valley State (11/25/20)
RECORD: 21 (21-37) vs. Troy (12/10/96)

• **3-POINTERS ATTEMPTED** •

Attempted 30 3-pointers: 33 (15-33) at South Carolina (02/03/21)
Attempted 40 3-pointers: 40 (20-40) vs Miss Valley State (11/25/20)
RECORD: 54 (19-54) vs. North Texas (12/30/98)

• **3-POINT PERCENTAGE** •

Shot 50% 3PT FG (min. 15 att): 55.0 (11-22) vs Georgia (02/21/23)
Shot 60% or Better 3PT FG (min. 15 att): 61.1 (11-18) at Vanderbilt (03/06/19)
RECORD (min. 15 att): 66.7 (16-24) vs. Mississippi State (01/09/16)

• **FREE THROWS MADE** •

Made 20 Free Throws: 21 (21-26) vs Kansas (03/18/23)
Made 30 Free Throws: 36 (36-54) vs LSU (03/04/20)
Made 40 Free Throws: 41 (41-49) at Kentucky (01/25/92)
RECORD: 48 (48-53) vs. Ole Miss (01/17/04)

• **FREE THROW ATTEMPTS** •

Attempted 40 Free Throws: 43 (27-43) vs Alabama (02/24/21)
Attempted 50 Free Throws: 54 (36-54) vs LSU (03/04/20)
Attempted 60 Free Throws: 65 vs. TCU (1955)
RECORD: 65 vs. TCU (1955)

• **FREE THROW PERCENTAGE** •

Shot 80% FT (min. 10 att): 80.8 (21-26) vs Kansas (03/18/23)
Shot 90% or Better FT (min. 10 att): 94.4 (17-18) vs. Oklahoma (12/11/21)
RECORD (min 10 att): 100 3x - Best 16-16 at Kentucky (02/27/14)

• **REBOUNDS** •

Grabbed 40 Rebounds: 40 vs Florida (02/18/23)
Grabbed 50 Rebounds: 54 vs Lipscomb (12/05/20)
Grabbed 55-Plus Rebounds: 58 vs Oral Roberts (12/20/20)
RECORD: 77 vs. Jackson State (01/22/02)

• **ASSISTS** •

Had 25 Assists: 26 vs Georgia (02/21/23)
Had 30 Assists: 32 vs. Jackson State (11/22/96)
Had 40 Assists: 40 vs. Troy (12/10/96)
RECORD: 47 vs. U.S. International (12/09/89)

• **STEALS** •

Had 15 Steals: 16 vs Bradley (12/17/22)
Had 20 Steals: 24 vs. Maryland-Eastern Shore (01/02/01)
Had 25 Steals: 26 vs. Louisiana-Monroe (11/25/00)
RECORD: 26 vs. Louisiana-Monroe (11/25/00)

• **BLOCKED SHOTS** •

Had 10 Blocks: 11 vs Texas A&M (03/10/23)
Had 13 Blocks: 13 vs Texas A&M (01/31/23)
Had 15 Blocks: 15 vs South Alabama (12/30/91)
RECORD: 18 vs. Missouri (12/05/95)

• **MOST TURNOVERS** •

Had 25 Turnovers: 25 at South Carolina (02/21/09)
Had 30 Turnovers: 32 vs. Providence (11/16/07)
RECORD: 32 vs. Providence (11/16/07)

• **FOULS** •

Committed 25 Fouls: 28 vs Missouri (01/02/21)
Committed 30 Fouls: 33 at Missouri (01/18/23)
RECORD: 38 vs. Missouri (12/04/61)

LAST TIME ARKANSAS LOWS...

• **SCORING** •

Held to 40-45 Points: 43 at Florida (01/22/11)
Held to 46-49 Points: 46 at Mississippi State (02/09/16)
Held to 50-55 Points: 53 vs. New Mexico State (03/19/19)
Held to 56-59 Points: 57 at Tennessee (02/28/23)
Held to 19 Points or Less in a Half: 19 (1st half) at LSU (12/28/22)

• **FIELD GOALS** •

Held to Below 20 Field Goals Made: 18 (18-49) at Tennessee (02/28/23)

• **FIELD GOAL PERCENTAGE** •

Held to 20-29% FG: 27.5 (14-51) vs New Mexico State (03/19/22)
Held to 30-35% FG: .339 (19-56) at Auburn (01/07/23)

• **3-POINTERS** •

Did not Make a 3-pointer: 0 (0-1) vs South Carolina (01/18/22)
Held to 1-2 3-PT FG Made: 2 (2-16) at Auburn (01/07/23)
Attempted Single-Digit 3-pointers: 9 (4-9) at Kentucky (02/07/23)

• **3-POINT PERCENTAGE** •

Shot 10% or Worse 3PT FG: 0.0 (0-11) vs South Carolina (01/18/22)
Shot 11-19% 3PT FG: 19.0 (2-16) at Auburn (01/07/23)

• **FREE THROWS** •

Made Single Digit Free Throws: 6 (6-11) at Baylor (01/28/23)
Attempted Single Digit Free Throws: 7 (4-7) at Georgia (02/02/22)

• **FREE THROW PERCENTAGE** •

Shot 40-49% FT: 47.1 (8-17) vs Southern (12/09/20)
Shot Below 40% FT: 26.7 (4-15) at Texas A&M (01/09/13)

• **REBOUNDING** •

Had 19 or Fewer Rebounds: 19 at Missouri (03/05/13)
Had 20-25 Rebounds: 25 vs Oklahoma (12/10/22)

• **ASSISTS** •

Held to 6 Assists or less: 4 vs Illinois (03/16/23)

• **STEALS** •

Had 0 Steals: vs Texas Tech (03/21/21) **(only time on record)**
Had 1 Steal: 1 vs Florida (03/09/18)
Had 2-3 Steals: 3 at Vanderbilt (01/14/23)

• **BLOCKED SHOTS** •

Had No Blocked Shots: 0 vs Missouri (1/23/19)

• **FEWEST TURNOVERS** •

Had 1-4 Turnovers: 4 vs Georgia (01/29/19)
Had 5 Turnovers: 5 vs New Mexico State (3/19/22)

• **FOULS** •

Had Single Digit Fouls: 6 vs Mercer (11/09/21)

ARKANSAS MISCELLANEOUS...

Played in an OT game:	11/23/22 vs San Diego State	W, 78-74 (OT)
Played in a 2OT game:	01/23/18 at Georgia	W, 80-77 (2 OT)
Played in a 3OT game:	02/09/80 vs Houston	L, 90-84 (3 OT)

LAST TIME AN OPPONENT HIGHS...

• SCORING •
Scored 100 Points: 106 at Tennessee (01/15/19)
Scored 110 Points: 117 at Ole Miss (12/10/73)
Scored 50 Points in 1st Half: 55 at Tennessee (01/15/19)
Scored 50 Points in 2nd Half: 58 at Alabama (02/25/23)
Scored 60 or More Points in a Half: 63 (2nd half) at Vanderbilt (01/14/23)
• FIELD GOALS MADE •
Made 30 Field Goals: 31 (31-61) vs Texas A&M (03/12/22)
Made 40 Field Goals: 40 (40-68) by Texas (01/05/10)
Made 45 Field Goals: 45 (45-80) vs. Pittsburgh (12/29/86)
• FIELD GOALS ATTEMPTED •
Attempted 70 Field Goals: 72 (27-72) at South Carolina (03/02/20)
Attempted 80 Field Goals: 80 (30-80) by Auburn (02/08/22)
• FIELD GOAL PERCENTAGE •
Shot 60% FG: 61.1 (15-23) vs. Auburn (02/17/16)
Shot 65% FG: 67.7 (4-65) vs. North Carolina (03/23/08)
Shot 69% FG: 69.8 (37-53) at Auburn (01/14/95)
• 3-POINTERS MADE •
Made 15 3-pointers: 15 (15-36) at Alabama (01/16/21)
Made 17 3-pointers: 17 (17-37) vs UNI (11/17/21) - TIES RECORD BY OPP (3x)
• 3-POINTERS ATTEMPTED •
Attempted 30 3-pointers: 32 (8-32) vs Auburn (02/08/22)
Attempted 35 3-pointers: 37 (17-7) vs UNI (11/17/21)
• 3-POINT PERCENTAGE •
Shot 50% 3PT FG (min 15 att): 53.3 (8-15) vs Texas A&M (03/12/22)
Shot 60% or Better 3PT FG (min 15 att): 66.7 (12-18) at Tennessee (03/05/22)
• FREE THROWS •
Made 20 Free Throws: 25 (25-30) at Alabama (02/25/23)
Made 30 Free Throws: 30 (30-40) at Missouri (01/18/23)
Made 40 Free Throws: 40 (40-50) vs. UMass (11/25/94)
• FREE THROW ATTEMPTS •
Attempted 35 Free Throws: 36 (29-36) at Vanderbilt (01/14/23)
Attempted 40 Free Throws: 40 (30-40) at Missouri (01/18/23)
Attempted 50 Free Throws: 50 (39-50) vs. South Carolina (03/11/04)
• FREE THROW PERCENTAGE •
Shot 80% FT (min. 10 att): .833 (25-30) at Alabama (02/25/23)
Shot 90% or Better FT (min. 10 att): .950 (19-20) vs Texas A&M (01/22/22)
Shot 100% (min. 10 att): 1.000 (14-14) vs Florida (02/16/21)
• REBOUNDING •
Grabbed 45 Rebounds: 48 at Alabama (02/25/23)
Grabbed 50 Rebounds: 51 vs Missouri (01/02/21)
Grabbed 55-Plus Rebounds: 60 vs Auburn (02/08/22)
Grabbed 20 Offensive Rebounds: 24 vs Texas A&M (01/31/23)
• ASSISTS •
Had 25 Assists: 25 vs. Louisville (11/17/09)
Had 30 Assists: 30 at UAB (01/27/90)
• STEALS •
Had 15 Steals: 15 at LSU (02/24/10)
Had 18 Steals: 18 vs. Alcorn State (12/02/95)
• BLOCKED SHOTS •
Had 10 Blocks: 10 at Tennessee (01/22/14)
Had 13 Blocks: 13 at Mississippi State (01/14/10)
• MOST TURNOVERS •
Had 20 Turnovers: 22 vs Colgate (03/19/21)
Had 25 Turnovers: 27 vs Bradley (12/17/22)
Had 30 Turnovers: 30 vs. Fordham (11/11/22)
MOST ON RECORD: 42 vs. Grambling (12/31/00) and Bethune-Cookman (12/02/97)
• FOULS •
Committed 30-plus Fouls: 32 vs Alabama (02/24/21)
RECORD: 36 vs. Centenary (12/04/82)

LAST TIME AN OPPONENT LOWS

• SCORING •
Held to 30-39 Points: 33 vs. Vanderbilt (01/12/13)
Held to 40-45 Points: 40 vs LSU (01/24/23)
Held to 46-49 Points: 48 vs Fordham (11/11/22)
Held to 50-55 Points: 50 vs Lipscomb (12/05/20)
Held to 56-59 Points: 5x LAST 58 vs UNC Greensboro (12/06/22)
Held Below 20 Points in 1st Half: 14 vs LSU (01/24/23)
Held Below 20 Points in 2nd Half: 18 vs Savannah State (12/12/13)
No Opponent Player Scored in Double-Digits: vs LSU (01/24/23)
• FIELD GOAL PERCENTAGE •
Held to 21% or Worse FG: .2097 (13-62) vs. Jackson State (11/22/02)
Held to 20-29% FG: .259 (14-54) vs LSU (01/24/23)
Held to 30-35% FG: .342 (26-76) vs Texas A&M (01/31/23)
• 3-POINTERS •
Did not Make a 3-pointer: 0 (0-10) by Mississippi State (02/07/15)
Held to 1 3-PT FG Made: 1 (1-10) vs Texas A&M (03/10/23)
Held to 2-3 3-PT FG Made: 2 (2-18) vs San Diego State (11/23/22)
• 3-POINT PERCENTAGE •
Shot 10% or Worse 3PT FG: 10.0 (1-10) vs Texas A&M (03/10/22)
Shot 11-16% 3PT FG: 11.1 (1-9) vs LSU (01/24/23)
Shot 17-19% 3PT FG: 19.0 (4-21) vs Florida (02/18/23)
• FREE THROWS •
Made 1-5 Free Throws: 5 (5-13) vs Ole Miss (01/21/23)
Made 6-9 Free Throws: 6 (6-12) at LSU (12/28/22)
• FREE THROW ATTEMPTS •
Attempted Single Digit Free Throws: 8 (3-8) vs Alabama (02/24/21)
• FREE THROW PERCENTAGE •
Shot Below 40% FT: 38.1 (8-21) vs. Texas State (12/22/18)
Shot 40-49% FT: 46.2 (5-13) vs Ole Miss (01/21/23)
• REBOUNDING •
Had 19 or Fewer Rebounds: 19 vs Auburn (03/09/23)
Had 20-25 Rebounds: 25 vs Florida (02/18/23)
• ASSISTS •
Held 5 Assists or Fewer: 5 at Baylor (01/28/23)
• STEALS •
Had No Steals: 0 vs Vanderbilt (01/15/20)
Had 1 Steal: 1 vs Cincinnati (11/23/21)
Had 2 Steals: 2 vs Mississippi State (02/05/22)
• BLOCKED SHOTS •
Had No Blocked Shots: 0 vs Fordham (11/11/22)
• FEWEST TURNOVERS •
Had 0-5 Turnovers: 5 at Tennessee (01/06/21)
Had 6-9 Turnovers: 8 at Baylor (01/28/23)
• FOULS •
Had Single Digit Fouls: 8 at Michigan (12/08/12)
Committed 10-14 Fouls: 14 vs UNI (11/17/21)

GAME 1			58	North Dakota State	26	32	58	76	
				#10/10 ARKANSAS	34	42	76		
				Nov. 7, 2022 • Fayetteville, Ark. • Bud Walton Arena					

North Dakota St. 58 • 0-1

#	Player	Total		3-Ptr		Rebounds			PF	TP	A	TO	Blk	Stl	Min
		FG-FGA	FG-FGA	FT-FTA	Off	Def	Tot								
04	Grant Nelson	f	5-9	1-2	6-8	0	6	6	4	17	0	4	1	0	21
23	Andrew Morgan	f	3-8	0-1	1-4	3	4	7	2	7	0	3	1	2	25
05	Luke Yoder	g	1-3	0-1	0-0	0	4	4	0	2	4	2	0	0	30
12	Lance Waddles	g	1-9	1-7	0-0	0	4	4	1	3	2	0	0	0	22
14	Boden Skunberg	g	5-13	1-4	6-8	0	1	1	4	17	1	4	0	0	35
02	Tajavis Miller		1-6	1-3	0-0	0	3	3	2	3	0	1	0	1	19
11	Jacari White		2-6	0-1	2-3	1	1	2	0	6	0	0	0	2	15
22	Joshua Streit		0-0	0-0	0-0	3	1	4	3	0	0	0	0	0	15
33	Sam Hastreiter		1-2	1-2	0-0	0	1	1	0	3	0	0	0	0	18
	Team					0	3	3							
Totals			19-56	5-21	15-23	7	28	35	16	58	7	14	2	5	200

FG % 1st Half: 8-26 30.8% 2nd half: 11-30 36.7% Game: 19-56 33.9% Deadball Rebounds 4
 3FG % 1st Half: 2-12 16.7% 2nd half: 3-9 33.3% Game: 5-21 23.8%
 FT % 1st Half: 8-12 66.7% 2nd half: 7-11 63.6% Game: 15-23 65.2%

Arkansas 76 • 1-0

#	Player	Total		3-Ptr		Rebounds			PF	TP	A	TO	Blk	Stl	Min
		FG-FGA	FG-FGA	FT-FTA	Off	Def	Tot								
15	Makhi Mitchell	f	4-5	0-0	0-0	1	3	4	4	8	1	0	0	3	20
20	Kamani Johnson	f	0-0	0-0	0-0	0	0	0	2	0	0	1	0	1	10
00	Anthony Black	g	1-7	0-0	1-2	0	7	7	3	3	0	2	1	3	30
01	Ricky Council IV	g	9-14	1-2	3-6	1	2	3	1	22	2	1	1	1	36
04	Davonte Davis	g	6-14	0-2	6-8	0	6	6	1	18	0	5	1	2	39
02	Trevon Brazile		7-14	3-6	4-5	1	11	12	2	21	1	2	1	0	32
05	Joseph Pinion		0-0	0-0	0-0	0	0	0	1	0	0	0	0	0	3
12	Barry Dunning Jr.		0-1	0-0	0-0	0	0	0	0	0	0	0	0	1	9
13	Jordan Walsh		1-1	0-0	2-2	0	2	2	5	4	3	0	0	0	18
23	Derrian Ford		0-1	0-0	0-0	1	0	1	0	0	0	0	0	0	3
	Team					2	3	5							
Totals			28-57	4-10	16-23	6	34	40	19	76	10	11	4	11	200

FG % 1st Half: 12-30 40.0% 2nd half: 16-27 59.3% Game: 28-57 49.1% Deadball Rebounds 2
 3FG % 1st Half: 1-4 25.0% 2nd half: 3-6 50.0% Game: 4-10 40.0%
 FT % 1st Half: 9-14 64.3% 2nd half: 7-9 77.8% Game: 16-23 69.6%

Officials: Hunter Allen, Josue Nieves, Steven Anderson
 Technical fouls: North Dakota St.-None. Arkansas-Kamani Johnson.
 Attendance: 19200

Score by periods				1st	2nd	Total
North Dakota St.				26	32	58
Arkansas				34	42	76

Last FG - NDSU 2nd-00:03, ARK 2nd-00:09.
 Largest lead - NDSU None, ARK by 21 2nd-11:35.
 NDSU led for 00:00. ARK led for 38:10. Game was tied for 01:50.

Score tied - 3 times.
 Lead changed - 0 times.

GAME 2			48	Fordham	21	27	48	74	
				#10/10 ARKANSAS	32	42	74		
				Nov. 11, 2022 • Fayetteville, Ark. • Bud Walton Arena					

Fordham 48 • 1-1

#	Player	Total		3-Ptr		Rebounds			PF	TP	A	TO	Blk	Stl	Min
		FG-FGA	FG-FGA	FT-FTA	Off	Def	Tot								
02	Khalid Moore	f	3-7	0-2	1-2	0	1	1	2	7	2	1	0	0	27
03	Abdau Tsimbila	f	1-2	0-0	0-0	0	6	6	2	2	0	2	0	3	21
30	Darius Quisenberry	g	2-8	1-4	5-6	0	1	1	1	10	1	3	0	1	30
10	Kyle Rose	g	2-3	2-3	0-2	3	1	4	0	6	0	4	0	0	21
24	Antrell Charlton	g	3-10	0-2	0-0	0	1	1	3	6	2	9	0	0	30
01	Will Richardson		0-2	0-0	0-0	0	2	2	1	0	1	1	0	0	17
11	Romad Dean		2-4	0-1	1-1	1	1	2	0	5	0	2	0	0	21
12	Elijah Gray		4-5	1-2	1-4	0	2	2	4	10	0	1	0	0	11
13	Zach Riley		0-0	0-0	0-0	1	0	1	0	0	1	0	0	0	6
14	Albe Evans		0-0	0-0	0-0	0	0	0	0	0	0	0	0	0	0+
15	Rostyslav Novitskiy		0-0	0-0	2-2	1	3	4	3	2	0	4	0	0	9
23	Patrick Kelly		0-4	0-3	0-0	2	0	2	1	0	0	0	0	0	7
	Team					1	2	3							
Totals			17-45	4-17	10-17	9	20	29	17	48	7	30	0	4	200

FG % 1st Half: 8-21 38.1% 2nd half: 9-24 37.5% Game: 17-45 37.8% Deadball Rebounds 4,2
 3FG % 1st Half: 2-9 22.2% 2nd half: 2-8 25.0% Game: 4-17 23.5%
 FT % 1st Half: 3-6 50.0% 2nd half: 7-11 63.6% Game: 10-17 58.8%

Arkansas 74 • 2-0

#	Player	Total		3-Ptr		Rebounds			PF	TP	A	TO	Blk	Stl	Min
		FG-FGA	FG-FGA	FT-FTA	Off	Def	Tot								
13	Jordan Walsh	f	5-7	0-2	2-3	1	3	4	3	12	1	1	0	0	21
15	Makhi Mitchell	f	4-7	0-0	0-0	2	2	4	3	8	2	0	2	3	26
00	Anthony Black	g	3-8	1-6	3-4	2	4	6	2	10	0	4	1	2	24
01	Ricky Council IV	g	5-12	1-3	4-4	1	3	4	2	15	7	2	0	2	37
04	Davonte Davis	g	3-12	0-3	1-2	0	3	3	1	7	5	1	0	3	39
02	Trevon Brazile		3-7	0-2	2-3	4	4	8	3	8	1	2	1	1	32
05	Joseph Pinion		1-1	0-0	0-0	0	0	0	1	2	0	0	0	1	4
11	Jalen Graham		5-7	0-0	0-0	3	1	4	3	10	1	1	0	0	11
12	Barry Dunning Jr.		0-0	0-0	0-0	0	0	0	1	0	0	0	0	0	3
20	Kamani Johnson		0-1	0-0	0-2	1	0	1	0	0	0	0	0	0	3
21	Cade Arbogast		0-0	0-0	0-0	0	0	0	0	0	0	0	0	0	0+
22	Makhel Mitchell		0-1	0-0	0-0	0	0	0	0	0	0	1	0	1	4
23	Derrian Ford		1-2	0-0	0-0	0	0	0	0	2	0	0	0	0	5
45	Lawson Blake		0-0	0-0	0-0	0	1	1	0	0	0	0	0	0	1
	Team					2	1	3							
Totals			30-65	2-16	12-18	16	22	38	19	74	17	13	4	13	200

FG % 1st Half: 14-36 38.9% 2nd half: 16-29 55.2% Game: 30-65 46.2% Deadball Rebounds 3
 3FG % 1st Half: 2-12 16.7% 2nd half: 0-4 0.0% Game: 2-16 12.5%
 FT % 1st Half: 2-5 40.0% 2nd half: 10-13 76.9% Game: 12-18 66.7%

Officials: Bharat Ramnanan, Chris Ford, Chuck Jones
 Technical fouls: Fordham-None. Arkansas-Trevon Brazile.
 Attendance: 19200

Score by periods				1st	2nd	Total
Fordham				21	27	48
Arkansas				32	42	74

Last FG - FU 2nd-00:36, ARK 2nd-00:01.
 Largest lead - FU by 5 1st-19:03, ARK by 26 2nd-04:11.
 FU led for 04:55. ARK led for 33:43. Game was tied for 01:22.

Score tied - 1 time.
 Lead changed - 1 time.

GAME 3			56	South Dakota State	29	27	56	71	
				#9/10 ARKANSAS	41	30	71		
Nov. 16, 2022 • Fayetteville, Ark. • Bud Walton Arena									

South Dakota St. 56 • 2-2

#	Player	Total		3-Ptr		Rebounds			PF	TP	A	TO	Blk	Stl	Min
		FG-FGA	FG-FGA	FT-FTA	Off	Def	Tot								
32	Matt Dentlinger	f	0-2	0-1	3-4	0	1	1	3	3	2	4	0	1	22
42	William Kyle III	f	3-5	0-0	2-2	1	1	2	4	8	0	3	1	0	16
02	Zeke Mayo	g	4-8	1-3	0-0	0	8	8	0	9	1	2	0	2	30
30	Charlie Easley	g	1-6	0-2	0-0	1	0	1	1	2	1	2	0	0	27
34	Alex Arians	g	1-3	0-1	1-2	0	7	7	1	3	2	2	0	0	20
01	Matt Mims		0-6	0-2	8-8	0	1	1	0	8	1	0	0	1	19
11	Matthew Mors		1-8	0-2	0-0	2	1	3	1	2	0	1	1	0	20
13	Luke Appel		4-7	0-0	1-1	1	2	3	2	9	1	1	0	1	11
15	Tanner Te Slaa		2-6	1-2	2-2	0	2	2	1	7	1	3	0	3	22

GAME 5		90	#10/8 Creighton	40 50	90 80	
		#9/9 ARKANSAS	34 53	87	80	
Nov. 22, 2022 • Lahaina, Hawaii • Lahaina Civic Center						

Creighton 90 • 6-0

#	Player		Total		3-Ptr		Rebounds			PF	TP	A TO Blk Stl				Min
			FG-FGA	FG-FGA	FT-FTA	Off	Def	Tot	A			TO	Blk	Stl		
24	Arthur Kaluma	f	4-8	0-1	1-2	2	4	6	2	9	2	6	1	2	30	
11	Ryan Kalkbrenner	c	9-12	0-0	3-6	3	4	7	4	21	1	2	2	1	38	
02	Ryan Nemhard	g	6-12	3-4	10-12	0	6	6	1	25	5	2	0	0	36	
23	Trey Alexander	g	4-6	0-0	4-5	0	5	5	3	12	6	2	0	2	32	
55	Baylor Scheierman	g	7-10	3-5	3-4	0	7	7	4	20	3	2	0	0	39	
04	Shereef Mitchell		0-1	0-1	0-0	0	1	1	1	0	0	1	0	0	4	
05	Francisco Farabello		1-3	1-3	0-0	0	0	0	0	3	0	1	0	0	13	
13	Mason Miller		0-0	0-0	0-0	0	0	0	0	0	0	0	0	0	6	
33	Fredrick King		0-1	0-0	0-0	0	1	1	1	0	0	0	0	0	2	
Team						0	2	2				1				
Totals			31-53	7-14	21-29	5	30	35	16	90	17	17	3	5	200	

FG % 1st Half: 17-31 54.8% 2nd half: 14-22 63.6% Game: 31-53 58.5% Deadball Rebounds 4
 3FG % 1st Half: 5-10 50.0% 2nd half: 2-4 50.0% Game: 7-14 50.0%
 FT % 1st Half: 1-1 100.0 2nd half: 20-28 71.4% Game: 21-29 72.4%

Arkansas 87 • 4-1

#	Player		Total		3-Ptr		Rebounds			PF	TP	A	TO	Blk	Stl	Min
			FG-FGA	FG-FGA	FT-FTA	Off	Def	Tot								
13	Jordan Walsh	f	1-5	1-2	2-2	0	3	3	3	5	2	2	0	1	36	
15	Makhi Mitchell	f	1-2	0-0	0-0	1	0	1	3	2	0	2	0	1	8	
00	Anthony Black	g	10-18	1-3	5-7	3	3	6	3	26	6	3	0	2	38	
01	Ricky Council IV	g	9-19	2-6	4-4	1	2	3	3	24	3	1	0	2	40	
04	Davonte Davis	g	3-9	1-4	2-2	0	3	3	4	9	2	0	0	1	39	
02	Trevon Brazile		7-14	3-5	0-1	1	5	6	5	17	2	1	3	1	32	
05	Joseph Pinion		0-0	0-0	0-0	0	0	0	0	0	0	0	0	0	0+	
22	Makhel Mitchell		2-3	0-0	0-1	1	2	3	0	4	0	0	2	0	7	
	Team					3	3	6								
Totals			33-70	8-20	13-17	10	21	31	21	87	15	9	5	8	200	

FG % 1st Half: 15-34 44.1% 2nd half: 18-36 50.0% Game: 33-70 47.1% Deadball Rebounds 1
 3FG % 1st Half: 0-5 0.0% 2nd half: 8-15 53.3% Game: 8-20 40.0%
 FT % 1st Half: 4-6 66.7% 2nd half: 9-11 81.8% Game: 13-17 76.5%

Officials: Randy Richardson, Lee Cassell, Paul Szelc
 Technical fouls: Creighton-None. Arkansas-TEAM.
 Attendance: 2400

Score by periods		1st	2nd	Total			In	Off	2nd	Fast	Bench
		CU	ARK				Points	Paint	T/O	Chance	Break
Creighton		40	50	90			42	3	5	13	3
Arkansas		34	53	87			42	21	15	16	21

Last FG - CU 2nd-01:12, ARK 2nd-00:03. Score tied - 10 times.
 Largest lead - CU by 12 1st-01:43, ARK by 2 2nd-14:25. Lead changed - 10 times.
 CU led for 33:45. ARK led for 02:08. Game was tied for 04:07.

GAME 6		78	#9/9 ARKANSAS	26 41 11 78	74	
		#17/9 San Diego State	35 32 7 74	74		
Nov. 23, 2022 • Lahaina, Hawaii • Lahaina Civic Center						

Arkansas 78 • 5-1

#	Player		Total		3-Ptr		Rebounds			PF	TP	A TO Blk Stl				Min
			FG-FGA	FG-FGA	FT-FTA	Off	Def	Tot	A			TO	Blk	Stl		
13	Jordan Walsh	f	3-7	0-2	1-2	3	2	5	4	7	2	1	1	0	34	
15	Makhi Mitchell	f	0-0	0-0	2-2	0	3	3	1	2	0	0	0	1	11	
00	Anthony Black	g	3-11	0-2	9-10	1	4	5	2	15	1	4	0	1	39	
01	Ricky Council IV	g	6-19	0-3	7-11	1	2	3	3	19	4	3	0	2	41	
04	Davonte Davis	g	1-4	0-2	0-0	1	1	2	0	2	1	1	0	0	17	
02	Trevon Brazile		6-14	3-8	5-8	0	9	9	3	20	0	1	0	2	40	
11	Jalen Graham		0-0	0-0	0-0	0	0	0	0	0	0	0	0	0	2	
12	Barry Dunning Jr.		0-0	0-0	0-0	0	0	0	1	0	0	1	0	1	8	
20	Kamani Johnson		2-2	0-0	3-5	4	3	7	3	7	0	1	0	2	19	
22	Makhi Mitchell		3-3	0-0	0-0	0	3	3	3	6	0	1	2	0	14	
	Team					0	3	3						3		
Totals			24-60	3-17	27-38	10	30	40	20	78	8	16	3	9	225	

FG % 1st Half: 9-22 40.9% 2nd half: 11-29 37.9% OT: 4-9 44.4% Game: 24-60 40.0% Deadball Rebounds 4
 3FG % 1st Half: 0-8 0.0% 2nd half: 3-8 37.5% OT: 0-1 0.0% Game: 3-17 17.6%
 FT % 1st Half: 8-12 66.7% 2nd half: 16-22 72.7% OT: 3-4 75.0% Game: 27-38 71.1%

San Diego St. 74 • 4-2

#	Player		Total		3-Ptr	Rebounds			PF	TP	A TO Blk Stl				Min
			FG-FGA	FG-FGA	FT-FTA	Off	Def	Tot			A	TO	Blk	Stl	
00	Keshad Johnson	f	4-6	0-1	2-3	1	6	7	5	10	1	1	1	0	36
31	Nathan Mensah	f	1-2	0-0	0-0	1	3	4	5	2	1	2	0	1	11
05	Lamont Butler	g	3-9	0-1	3-5	0	2	2	2	9	0	3	0	1	21
12	Darriin Trammell	g	5-13	1-4	2-2	0	2	2	0	13	2	2	0	2	34
20	Matt Bradley	g	9-20	1-7	4-5	0	7	7	1	23	1	1	0	3	35
02	Adam Seiko		0-1	0-1	2-2	0	2	2	1	2	1	3	0	1	16
03	Micah Parrish		0-4	0-4	2-2	0	1	1	2	2	1	2	0	1	29
13	Jaedon LeDee		2-4	0-0	2-2	0	1	1	3	6	0	0	0	0	14
33	Aguek Arop		3-3	0-0	1-2	1	2	3	4	7	1	0	1	0	29
	Team					4	1	5				1			
Totals			27-62	2-18	18-23	7	27	34	23	74	8	15	2	9	225

FG % 1st Half: 14-29 48.3% 2nd half: 11-26 42.3% OT: 2-7 28.6% Game: 27-62 43.5% Deadball Rebounds 2,1
 3FG % 1st Half: 0-8 0.0% 2nd half: 1-7 14.3% OT: 1-3 33.3% Game: 2-18 11.1%
 FT % 1st Half: 4-6 66.7% 2nd half: 9-10 90.0% OT: 2-2 100.0 Game: 18-23 78.3%

Officials: Jeb Hartness, Byron Jarrett, Terry Oglesby
 Technical fouls: Arkansas-None. San Diego St.-Matt Bradley.
 Attendance: 2400

Score by periods		1st	2nd	OT	Total			In	Off	2nd	Fast	Bench
		San Diego	ARK					Points	Paint	T/O	Chance	Break
Arkansas		26	41	11	78			32	16	8	10	33
San Diego St.		35	32	7	74			34	18	4	9	17

Last FG - ARK OT-01:53, SDIEGOT OT-02:25. Score tied - 5 times.
 Largest lead - ARK by 4 OT-00:03, SDIEGOT by 13 1st-05:56. Lead changed - 10 times.
 ARK led for 08:52. SDIEGOT led for 33:53. Game was tied for 02:15.

GAME 7		61	Troy	33 28	61 76	
		#11/11 ARKANSAS	31 43	74	76	
Nov. 28, 2022 • Fayetteville, Ark. • Bud Walton Arena						

Troy 61 • 6-2

#	Player		Total	3-Ptr	Rebounds			PF	TP	A	TO	Blk	Stl	Min	
			FG-FGA	FG-FGA	FT-FTA	Off	Def								Tot
10	Zay Williams	f	5-9	0-4	1-2	1	3	4	3	11	1	2	1	1	24
30	Christian Turner	f	1-3	0-2	0-0	1	0	1	2	2	0	3	0	2	24
00	Kieffer Punter	g	0-4	0-3	0-0	0	0	0	3	0	1	3	0	0	25
02	Aamer Muhammad	g	2-7	1-3	0-0	0	3	3	2	5	3	1	0	0	32
11	Nelson Phillips	g	7-17	6-12	2-2	1	6	7	2	22	3	3	2	1	35
05	Christyone Eugene		5-10	2-3	1-2	0	1	1	2	13	0	4	0	1	28
15	Jackson Fields		0-0	0-0	0-0	0	1	1	3	0	1	1	0	1	12
21	Nate Tshimanga		1-1	0-0	0-2	0	1	1	1	2	0	1	0	0	7
32	Lydell Geffrard		3-5	0-1	0-0	2	1	3	1	6	1	0	0	0	13
	Team					5	0	5							
Totals			24-56	9-28	4-8	10	16	26	19	61	10	18	3	6	200

FG % 1st Half: 13-26 50.0% 2nd half: 11-30 36.7% Game: 24-56 42.9% Deadball Rebounds 2
 3FG % 1st Half: 6-14 42.9% 2nd half: 3-14 21.4% Game: 9-28 32.1%
 FT % 1st Half: 1-4 25.0% 2nd half: 3-4 75.0% Game: 4-8 50.0%

Arkansas 74 • 6-1

#	Player		Total		3-Ptr		Rebounds			PF	TP	A TO Blk Stl				Min
			FG-FGA	FG-FGA	FT-FTA	Off	Def	Tot	A			TO	Blk	Stl		
13	Jordan Walsh	f	1-6	0-0	4-5	0	4	4	3	6	0	2	1	2	20	
15	Makhi Mitchell	f	6-8	0-0	2-2	4	5	9	2	14	0	2	3	0	28	
00	Anthony Black	g	5-8	2-4	2-4	1	7	8	1	14	3	3	1	2	40	
11	Ricky Council IV		12-18	1-4	2-2	2	1	3	2	27	0	2	0	1	39	
02	Barry Gunnig Jr.	g	0-0	0-0	0-0	0	0	0	0	0	0	1	0	0	1	
02	Trevon Brazile		1-5	0-2	1-2	0	0	0	2	3	1	5	0	2	25	
03	Nick Smith Jr.		0-2	0-1	0-0	1	0	1	0	0	0	0	0	0	6	
05	Joseph Pinion		0-0	0-0	0-0	0	1	1	0	0	0	0	0	0	2	
20	Kamani Johnson		1-3	0-0	6-8	0	3	3	2	8	0	0	0	1	32	
22	Makhel Mitchell		1-1	0-0	0-0	1	1	2	0	2	0	0	0	0	7	
	Team					1	1	2								
	Totals		27-51	3-11	17-23	10	23	33	12	74	4	15	5	8	200	

GAME 9		58	UNC Greensboro	26	32	58	65	
		#9/8 ARKANSAS		21	44	65		
Dec. 6, 2022 • Fayetteville, Ark. • Bud Walton Arena								

UNC Greensboro 58 • 4-6

#	Player		Total		3-Ptr		Rebounds			PF	TP	A TO Blk Stl				Min
			FG-FGA	FG-FGA	FT-FTA	Off	Def	Tot	A			TO	Blk	Stl		
04	Mohammed Abdulsalam	f	2-6	0-0	1-1	3	7	10	4	5	0	0	2	1	25	
33	Bas Leyte	f	2-8	0-2	1-2	1	2	3	2	5	1	0	0	0	25	
00	Keyshaun Langley	g	3-11	1-7	2-3	1	1	2	2	9	3	1	0	0	31	
03	Kobe Langley	g	4-14	2-5	0-0	0	8	8	4	10	7	0	0	0	29	
24	Dante Treacy	g	4-12	1-3	2-3	0	5	5	2	11	1	4	0	0	32	
02	Mikeal Brown-Jones		1-4	0-1	1-2	0	2	2	4	3	1	2	0	1	18	
11	Keondre Kennedy		1-6	1-4	0-0	0	2	2	4	3	0	2	1	0	15	
12	Donovan Atwell		4-6	4-6	0-0	0	0	0	3	12	0	0	0	0	13	
15	Cortez Johnson		0-0	0-0	0-0	0	0	0	0	0	0	0	0	0	1	
20	Joryam Saizonou		0-0	0-0	0-0	0	1	1	1	0	0	0	0	0	6	
22	Jalen Breath		0-0	0-0	0-0	0	1	1	0	0	0	0	0	0	5	
Team						3	2	5								
Totals			21-67	9-28	7-11	8	31	39	26	58	13	9	3	8	200	

FG % 1st Half:	9-31	29.0%	2nd half:	12-36	33.3%	Game:	21-67	31.3%	Deadball	
3FG % 1st Half:	4-15	26.7%	2nd half:	5-13	38.5%	Game:	9-28	32.1%	Rebounds	2
FT % 1st Half:	4-7	57.1%	2nd half:	3-4	75.0%	Game:	7-11	63.6%		

Arkansas 65 • 8-1

#	Player		Total		3-Ptr		Rebounds			PF	TP	A TO Blk Stl				Min
			FG-FGA	FG-FGA	FT-FTA	Off	Def	Tot	A			TO	Blk	Stl		
13	Jordan Walsh	f	0-2	0-2	0-0	0	0	0	1	0	1	1	0	0	8	
15	Makhi Mitchell	f	4-5	0-0	5-7	0	14	14	2	13	1	0	4	2	32	
00	Anthony Black	g	4-8	2-4	1-3	1	4	5	3	11	2	1	1	0	33	
01	Ricky Council IV	f	1-7	0-3	6-6	0	3	3	3	8	2	3	0	0	37	
03	Nick Smith Jr.	g	6-14	1-5	9-11	0	4	4	1	22	3	2	1	1	39	
02	Trevon Brazile		0-3	0-1	0-0	1	1	2	0	0	0	1	2	0	9	
04	Davonte Davis		3-13	0-3	4-4	1	9	10	4	10	0	3	0	3	29	
11	Jalen Graham		0-1	0-0	0-0	1	0	1	0	0	0	1	0	0	3	
20	Kamani Johnson		0-1	0-0	1-2	1	4	5	0	1	0	0	1	0	9	
23	Derrian Ford		0-0	0-0	0-0	0	0	0	0	0	0	0	0	0	1	
Team						3	0	3								
Totals				18-54	3-18	26-33	8	39	47	14	65	9	12	9	6	200

FG % 1st Half:	9-30	30.0%	2nd half:	9-24	37.5%	Game:	18-54	33.3%	Deadball	
3FG % 1st Half:	0-8	0.0%	2nd half:	3-10	30.0%	Game:	3-18	16.7%	Rebounds	4,1
FT % 1st Half:	3-6	50.0%	2nd half:	23-27	85.2%	Game:	26-33	78.8%		

Officials: Robert Felder, Rob Rorke, Tony Greene
 Technical fouls: UNC Greensboro-None. Arkansas-None.
 Attendance: 19200

Score by periods				1st	2nd	Total				
UNC Greensboro				26	32	58				
Arkansas				21	44	65				

Last FG - UNC 2nd-00:21, ARK 2nd-01:29.
 Largest lead - UNC by 12 1st-04:54, ARK by 7 2nd-01:29.
 UNC led for 29:06. ARK led for 07:47. Game was tied for 03:07.

GAME 10		78	#-RV Oklahoma	40	38	78	88	
		#9/9 ARKANSAS		43	45	88		
Dec. 10, 2022 • Tulsa, Okla. • BOK Center								

Oklahoma 78 • 7-3

#	Player		Total		3-Ptr	Rebounds					PF	TP	A	TO	Blk	Stl	Min
			FG-FGA	FG-FGA	FT-FTA	Off	Def	Tot									
01	Jalen Hill	f	4-6	0-1	3-4	2	3	5	1	11	1	2	0	0	0	28	
35	Tanner Groves	f	2-5	2-4	0-0	1	3	4	5	6	1	2	0	1	0	21	
12	Milos Uzan	g	7-11	1-2	0-1	0	2	2	4	15	5	1	0	0	0	34	
25	Grant Sherfield	g	8-14	3-6	4-4	1	1	2	2	23	3	4	0	3	3	34	
34	Jacob Groves	g	3-4	1-1	0-0	0	2	2	0	7	1	1	0	0	0	24	
04	Joe Bamisile		4-7	0-1	0-0	0	5	5	2	8	1	2	1	0	0	19	
10	Sam Godwin		3-4	0-0	0-0	1	0	1	2	6	1	1	0	0	0	16	
14	Bijan Cortes		1-5	0-0	0-0	0	1	1	1	2	2	2	0	1	1	22	
22	CJ Noland		0-0	0-0	0-0	0	0	0	0	0	0	0	0	0	0	2	
Team						2	3	5									
Totals				32-56	7-15	7-9	7	20	27	17	78	15	15	1	5	200	

FG % 1st Half:	18-29	62.1%	2nd half:	14-27	51.9%	Game:	32-56	57.1%	Deadball	
3FG % 1st Half:	4-8	50.0%	2nd half:	3-7	42.9%	Game:	7-15	46.7%	Rebounds	1
FT % 1st Half:	0-0	0.0%	2nd half:	7-9	77.8%	Game:	7-9	77.8%		

Arkansas 88 • 9-1

#	Player		Total		3-Ptr	Rebounds			PF	TP	A	TO	Blk	Stl	Min	
			FG-FGA	FG-FGA	FT-FTA	Off	Def	Tot								
13	Jordan Walsh	f	5-9	2-5	0-0	2	1	3	0	12	1	0	1	2	31	
15	Makhi Mitchell	f	5-8	0-0	0-0	0	6	6	2	10	4	0	2	1	22	
00	Anthony Black	g	4-4	0-0	0-0	1	3	4	1	8	5	5	1	2	35	
01	Ricky Council IV	g	10-15	1-2	5-7	0	2	2	1	26	5	1	0	1	40	
03	Nick Smith Jr.	g	8-16	1-5	4-4	0	2	2	3	21	1	2	0	1	30	
04	Davonte Davis		1-4	0-0	3-5	1	1	2	3	5	2	0	0	1	24	
11	Jalen Graham		0-0	0-0	1-2	1	0	1	0	1	0	1	0	1	3	
20	Kamani Johnson		2-3	0-0	1-1	3	2	5	2	5	1	0	1	1	15	
Team						0	0	0								
Totals				35-59	4-12	14-19	8	17	25	12	88	19	9	5	10	200
FG % 1st Half: 17.3% 56.7% 2nd half: 18.2% 62.1% Games: 35 50 50.3% Points per game: 11.4 11																

FG % 1st Half:	17-30	56.7%	2nd half:	18-29	62.1%	Game:	35-59	59.3%	Deadball	
3FG % 1st Half:	2-7	28.6%	2nd half:	2-5	40.0%	Game:	4-12	33.3%	Rebounds	1,1
FT % 1st Half:	7-9	77.8%	2nd half:	7-10	70.0%	Game:	14-19	73.7%		

Officials: Olandis Poole, Terry Oglesby, Doug Simmons
 Technical fouls: Oklahoma-None. Arkansas-None.
 Attendance: 14201

Score by periods				1st	2nd	Total				
Oklahoma				40	38	78				
Arkansas				43	45	88				

Last FG - OU 2nd-00:03, ARK 2nd-00:04.
 Largest lead - OU by 9 1st-11:47, ARK by 16 2nd-09:19.
 OU led for 16:12. ARK led for 23:35. Game was tied for 00:13.

Score tied - 1 time.
 Lead changed - 8 times.

GAME 11		57	Bradley	25	32	57	76	
		#10/10 ARKANSAS		37	39	76		
Dec. 17, 2022 • N. Little Rock, Ark. • Simmons Bank Arena								

Bradley 57 • 7-4

#	Player		Total		3-Ptr		Rebounds			PF	TP	A TO Blk Stl				Min
			FG-FGA	FG-FGA	FT-FTA	Off	Def	Tot	A			TO	Blk	Stl		
14	Malevy Leons	f	2-4	0-1	7-8	6	2	8	4	11	0	4	1	4	24	
51	Rienk Mast	f	5-9	0-2	7-9	0	6	6	3	17	0	6	0	1	27	
03	Zek Montgomery	g	2-5	0-0	0-0	1	3	4	1	4	0	3	0	0	24	
10	Connor Hickman	g	2-6	2-5	0-0	0	4	4	4	6	0	4	0	0	30	
21	Duke Deen	g	4-9	2-5	1-2	0	4	4	3	11	4	3	0	2	29	
01	James "Pop" Weathers		1-2	0-0	0-0	0	0	0	2	2	0	0	0	1	9	
05	Christian Davis		0-2	0-1	0-0	0	0	0	0	0	0	0	0	0	3	
22	Ja'Shon Henry		1-6	0-0	2-2	1	2	3	2	4	2	2	0	0	25	
23	Ville Tahvanainen		0-1	0-1	0-0	0	2	2	1	0	0	0	0	0	14	
35	Darius Hannah		1-1	0-0	0-0	0	1	1	2	2	2	2	1	0	15	
	Team					0	0	0					3			
Totals			18-45	4-15	17-21	8	24	32	22	57	8	27	2	8	200	

FG % 1st Half:	9-19	47.4%	2nd half:	9-26	34.6%	Game:	18-45	40.0%	Deadball	
3FG % 1st Half:	2-3	66.7%	2nd half:	2-12	16.7%	Game:	4-15	26.7%	Rebounds	3,1
FT % 1st Half:	5-6	83.3%	2nd half:	12-15	80.0%	Game:	17-21	81.0%		

GAME 13 ESPN 2			57 #9/7 ARKANSAS LSU	19 38 24 36	57 60	60 LSU
Dec. 28, 2022 • Baton Rouge, La. • Maravich Center						

Arkansas 57 • 11-2,0-1 SEC

#	Player	Total		3-Ptr		Rebounds			PF	TP	A TO Blk Stl			Min
		FG-FGA	FG-FGA	FT-FTA	Off Def Tot	PF	TP	A TO Blk Stl						
13	Jordan Walsh	f	6-14	1-8	0-0	3	6	9	4	13	0	2	2	32
15	Makhi Mitchell	f	3-5	0-0	2-3	2	10	12	3	8	1	1	3	0
00	Anthony Black	g	3-8	0-3	1-2	4	4	8	1	7	4	2	0	1
01	Ricky Council IV	g	5-19	1-5	2-5	4	2	6	1	13	0	2	0	3
04	Davonte Davis	g	7-18	2-8	0-0	0	6	6	1	16	2	1	0	2
05	Joseph Pinion	g	0-1	0-1	0-0	0	0	0	0	0	0	0	0	2
11	Jalen Graham	g	0-0	0-0	0-0	0	1	1	2	0	0	2	0	0
20	Kamani Johnson	g	0-0	0-0	0-0	0	0	0	2	0	0	0	0	7
Team					0	2	2							
Totals			24-65	4-25	5-10	13	31	44	14	57	7	10	5	8
FG % 1st Half: 9-33		27.3%	2nd half: 15-32		46.9%	Game: 24-65		36.9%	Deadball		Rebounds		2	
3FG % 1st Half: 0-13		0.0%	2nd half: 4-12		33.3%	Game: 4-25		16.0%						
FT % 1st Half: 1-3		33.3%	2nd half: 4-7		57.1%	Game: 5-10		50.0%						

LSU 60 • 12-1,1-0 SEC

#	Player	Total		3-Ptr		Rebounds			PF	TP	A TO Blk Stl			Min
		FG-FGA	FG-FGA	FT-FTA	Off Def Tot	PF	TP	A TO Blk Stl						
12	KJ Williams	f	3-7	2-5	0-0	1	4	5	3	8	0	2	1	2
20	Derek Fountain	f	5-9	0-1	4-5	4	6	10	2	14	1	2	1	2
01	Cam Hayes	g	2-7	0-3	0-0	0	5	5	0	4	3	0	0	1
03	Justice Hill	g	1-5	0-3	0-3	0	2	2	1	2	1	1	0	0
44	Adam Miller	g	2-9	1-3	2-2	0	4	4	1	7	2	1	0	0
00	Trae Hannibal	g	9-14	1-2	0-2	1	5	6	0	19	2	1	0	0
04	Kendal Coleman	g	0-0	0-0	0-0	0	0	0	0	0	0	0	0	0
05	Mwani Wilkinson	g	1-1	0-0	0-0	0	0	0	2	2	0	1	1	0
11	Justice Williams	g	2-4	0-0	0-0	0	0	0	1	4	0	2	0	1
13	Jalen Reed	g	0-5	0-0	0-0	1	1	2	3	0	0	0	0	0
34	Shawn Phillips Jr.	g	0-1	0-0	0-0	1	0	1	0	0	0	0	0	0
Team					1	3	4							
Totals			25-62	4-17	6-12	9	30	39	13	60	9	10	3	6
FG % 1st Half: 10-34		29.4%	2nd half: 15-28		53.6%	Game: 25-62		40.3%	Deadball		Rebounds		3,1	
3FG % 1st Half: 3-11		27.3%	2nd half: 1-6		16.7%	Game: 4-17		23.5%						
FT % 1st Half: 1-3		33.3%	2nd half: 5-9		55.6%	Game: 6-12		50.0%						

Officials: Ron Groover,Patrick Evans,Joe Lindsay
Technical fouls: Arkansas-None. LSU-None.
Attendance: 10428

Score by periods	1st	2nd	Total
Arkansas	19	38	57
LSU	24	36	60

Last FG - ARK 2nd-00:21, LSU 2nd-00:32.
Largest lead - ARK by 6 2nd-10:21, LSU by 6 1st-00:17.
ARK led for 14:18. LSU led for 18:51. Game was tied for 06:51.

Points	In	Off	2nd	Fast	Bench
Paint	Paint	T/O	Chance	Break	
ARK	36	4	11	7	0
LSU	40	13	6	8	25

Score tied - 10 times.
Lead changed - 7 times.

GAME 15 ESPN 2			59 #13/13 ARKANSAS #22/20 Auburn	25 34 36 36	59 72	72 AUB
Jan. 7, 2023 • Auburn, Ala. • Neville Arena						

Arkansas 59 • 12-3,1-2 SEC

#	Player	Total		3-Ptr		Rebounds			PF	TP	A TO Blk Stl			Min
		FG-FGA	FG-FGA	FT-FTA	Off Def Tot	PF	TP	A TO Blk Stl						
13	Jordan Walsh	f	2-10	0-3	2-4	4	6	10	4	6	2	2	1	0
15	Makhi Mitchell	f	3-4	0-0	0-3	1	6	7	2	6	0	1	2	0
00	Anthony Black	g	5-11	0-3	13-16	3	4	7	4	23	4	4	1	1
01	Ricky Council IV	g	5-15	2-6	2-2	1	1	2	1	14	1	3	1	0
04	Davonte Davis	g	1-5	0-2	0-0	0	2	2	2	2	2	1	0	0
05	Joseph Pinion	g	0-1	0-1	0-0	0	1	1	2	0	0	0	0	1
11	Jalen Graham	g	2-6	0-0	1-5	3	3	6	2	5	0	1	0	0
12	Barry Dunning Jr.	g	0-1	0-1	0-0	0	0	0	0	0	0	0	0	0
20	Kamani Johnson	g	0-2	0-0	1-2	3	2	5	3	1	0	0	0	2
22	Makhi Mitchell	g	1-1	0-0	0-0	0	2	2	1	2	0	1	0	0
23	Derrian Ford	g	0-0	0-0	0-0	0	0	0	0	0	0	0	0	0
Team					2	1	3							
Totals			19-56	2-16	19-32	17	28	45	21	59	9	14	5	4
FG % 1st Half: 8-24		33.3%	2nd half: 11-32		34.4%	Game: 19-56		33.9%	Deadball		Rebounds		8,1	
3FG % 1st Half: 1-6		16.7%	2nd half: 1-10		10.0%	Game: 2-16		12.5%						
FT % 1st Half: 8-17		47.1%	2nd half: 11-15		73.3%	Game: 19-32		59.4%						

Auburn 72 • 12-3,2-1 SEC

#	Player	Total		3-Ptr		Rebounds			PF	TP	A TO Blk Stl			Min
		FG-FGA	FG-FGA	FT-FTA	Off Def Tot	PF	TP	A TO Blk Stl						
02	Jaylin Williams	f	2-4	1-2	4-4	1	0	1	3	9	2	0	1	0
04	Johni Broome	f	5-12	0-1	0-1	1	9	10	3	10	2	2	6	1
05	Chris Moore	f	1-2	0-0	0-0	2	2	4	4	2	0	1	0	0
01	Wendell Green Jr.	g	5-8	2-4	7-9	0	3	3	1	19	5	3	0	3
12	Zep Jasper	g	2-5	0-2	1-2	0	1	1	4	5	1	0	0	1
00	K.D. Johnson	g	2-10	0-4	0-0	1	1	2	1	4	1	0	0	1
03	Tre Donaldson	g	1-3	1-1	0-0	0	0	0	1	3	0	0	0	0
21	Yohan Traore	g	0-1	0-1	0-0	0	0	0	1	0	0	1	0	0
22	Allen Flanigan	g	5-9	3-6	5-6	1	7	8	0	18	2	1	0	2
44	Dylan Cardwell	g	1-1	0-0	0-0	1	0	1	2	2	0	0	0	0
Team					0	2	2							
Totals			24-55	7-21	17-22	7	25	32	20	72	13	8	7	8
FG % 1st Half: 12-29		41.4%	2nd half: 12-26		46.2%	Game: 24-55		43.6%	Deadball		Rebounds		0	
3FG % 1st Half: 5-12		41.7%	2nd half: 2-9		22.2%	Game: 7-21		33.3%						
FT % 1st Half: 7-9		77.8%	2nd half: 10-13		76.9%	Game: 17-22		77.3%						

Officials: Patrick Evans,Steven Anderson,Terry Oglesby
Technical fouls: Arkansas-None. Auburn-Johni Broome.
Attendance: 9121

Score by periods	1st	2nd	Total
Arkansas	25	34	59
Auburn	36	36	72

Last FG - ARK 2nd-01:27, AUB 2nd-02:11.
Largest lead - ARK None, AUB by 15 2nd-07:26.
ARK led for 00:00. AUB led for 39:31. Game was tied for 00:14.

Points	In	Off	2nd	Fast	Bench
Paint	Paint	T/O	Chance	Break	
ARK	32	6	8	5	8
AUB	32	25	11	5	27

Score tied - 0 times.
Lead changed - 0 times.

GAME 14 ESPN 2			68 #20/21 Missouri #13/13 ARKANSAS	34 34 27 47	68 74	74 ARK
Jan. 4, 2023 • Fayetteville, Ark. • Bud Walton Arena						

Missouri 68 • 12-2,1-1 SEC

#	Player	Total		3-Ptr		Rebounds			PF	TP	A TO Blk Stl			Min
		FG-FGA	FG-FGA	FT-FTA	Off Def Tot	PF	TP	A TO Blk Stl						
13	Ronnie DeGray III	f	1-4	1-4	0-0	0	1	1	1	3	0	0	0	0
24	Kobe Brown	f	3-7	0-0	5-6	2	0	2	4	11	2	2	0	0
02	Tre Gomillion	g	3-7	1-2	0-0	0	1	1	2	7	1	1	0	0
05	D'Moi Hodge	g	2-4	0-2	2-4	1	2	3	3	6	1	1	0	3
10	Nick Honor	g	3-7	2-4	4-5	0	2	2	4	12	4	0	0	2
04	DeAndre Gholston	g	3-8	1-3	0-1	1	1	2	2	7	0	2	0	1
23	Aidan Shaw	g	1-3	0-1	0-0	2	2	4	2	2	0	0	0	0

GAME 17			84	#15/16 ARKANSAS	42 42	84 97	
			Vanderbilt				
Jan. 14, 2023 • Nashville, Tenn. • Memorial Gym							

Arkansas 84 • 12-5,1-4 SEC

#	Player	Total		3-Ptr		Rebounds			PF	TP	A TO Blk Stl				Min
		FG-FGA	FG-FGA	FT-FTA	FT-FTA	Off	Def	Tot			A	TO	Blk	Stl	
15	Makhi Mitchell	f	4-7	1-1	2-4	3	5	8	5	11	0	0	1	0	22
22	Makhi Mitchell	f	4-5	0-0	0-3	1	1	2	3	8	1	1	2	0	17
00	Anthony Black	g	7-15	2-4	2-4	2	4	6	3	18	3	4	1	0	39
01	Ricky Council IV	g	8-12	3-6	5-7	3	0	3	4	24	1	1	0	2	40
04	Davonte Davis	g	6-14	0-3	5-5	1	2	3	4	17	4	2	0	0	39
05	Joseph Pinion		2-2	1-1	1-1	0	0	0	1	6	0	0	0	0	9
11	Jalen Graham		0-2	0-0	0-0	0	0	0	1	0	0	1	0	1	5
12	Barry Dunning Jr.		0-0	0-0	0-0	0	0	0	0	0	0	0	0	0	1
13	Jordan Walsh		0-6	0-3	0-0	0	2	2	3	0	2	1	1	0	17
20	Kamani Johnson		0-0	0-0	0-0	1	0	1	5	0	0	0	1	0	8
23	Derrian Ford		0-0	0-0	0-0	0	0	0	1	0	0	1	0	0	3
Team						4	2	6							
Totals			31-63	7-18	15-24	15	16	31	30	84	11	11	6	3	200

FG % 1st Half: 16-29	55.2%	2nd half: 15-34	44.1%	Game: 31-63	49.2%	Deadball Rebounds 3
3FG % 1st Half: 2-6	33.3%	2nd half: 5-12	41.7%	Game: 7-18	38.9%	
FT % 1st Half: 8-14	57.1%	2nd half: 7-10	70.0%	Game: 15-24	62.5%	

Vanderbilt 97 • 9-8,2-2 SEC

#	Player	Total		3-Ptr		Rebounds			PF	TP	A TO Blk Stl				Min
		FG-FGA	FG-FGA	FT-FTA	FT-FTA	Off	Def	Tot			A	TO	Blk	Stl	
01	Colin Smith	f	2-3	2-2	0-1	1	0	1	1	6	0	1	0	0	17
10	Myles Stute	f	3-8	1-4	8-8	2	5	7	2	15	3	1	1	2	32
42	Quentin Millora-Brow	f	0-2	0-0	1-2	2	3	5	2	1	0	0	0	0	12
00	Tyrin Lawrence	g	7-14	2-2	6-8	2	3	5	1	22	2	1	0	1	30
12	Trey Thomas	g	4-7	3-4	2-2	0	2	2	3	13	1	2	0	1	33
02	Noah Shelby		1-3	0-2	0-0	0	0	0	1	2	0	0	0	0	14
04	Jordan Wright		5-9	1-2	6-7	0	2	2	2	17	1	1	0	1	24
05	Ezra Manjon		1-3	0-0	1-2	1	0	1	2	3	2	1	0	0	11
21	Liam Robbins		4-5	1-2	5-5	1	2	3	5	14	1	1	3	0	19
34	Lee Dort		2-2	0-0	0-1	3	2	5	1	4	0	0	1	0	8
Team						3	4	7			1				
Totals			29-56	10-18	29-36	15	23	38	20	97	10	9	5	5	200

FG % 1st Half: 11-30	36.7%	2nd half: 18-26	69.2%	Game: 29-56	51.8%	Deadball Rebounds 3
3FG % 1st Half: 4-9	44.4%	2nd half: 6-9	66.7%	Game: 10-18	55.6%	
FT % 1st Half: 8-13	61.5%	2nd half: 21-23	91.3%	Game: 29-36	80.6%	

Officials: Jason Baker,K.B. Burdett,Doug Shows
Technical fouls: Arkansas-Kamani Johnson. Vanderbilt-Ezra Manjon 2.
Attendance: 9362

Score by periods	1st	2nd	Total
Arkansas	42	42	84
Vanderbilt	34	63	97

	Points	In Paint	Off T/O	2nd Chance	Fast Break	Bench
ARK	42	15	16	5	6	6
VANDY	32	12	14	7	40	

Last FG - ARK 2nd-00:47, VANDY 2nd-01:12.
Largest lead - ARK by 10 1st-00:49, VANDY by 14 2nd-07:03.
ARK led for 14:25. VANDY led for 20:27. Game was tied for 05:08.

GAME 19	<i>Ole Miss</i>	57	Ole Miss	29	28	57	69	
ESPN 2		#25/25	ARKANSAS	32	37	69		
Jan. 21, 2023 • Fayetteville, Ark. • Bud Walton Arena								

Ole Miss 57 • 9-10,1-6 SEC

#	Player	Total		3-Ptr		Rebounds			PF	TP	A TO Blk Stl				Min
		FG-FGA	FG-FGA	FT-FTA	FT-FTA	Off	Def	Tot			A	TO	Blk	Stl	
00	Jayveous McKinnis	f	5-6	0-0	0-2	1	5	6	1	10	1	1	1	0	28
04	Jaemyn Brakefield	f	3-4	2-2	0-0	1	0	1	1	8	1	1	0	0	29
01	Amaree Abram	g	2-8	0-3	0-0	0	4	4	3	4	3	4	1	2	23
05	James White	g	2-6	0-1	0-0	0	3	3	1	4	3	4	0	1	22
11	Matthew Murrell	g	1-5	0-1	1-2	0	0	0	2	3	0	4	0	0	24
03	Myles Burns		3-8	0-1	2-2	2	5	7	1	8	1	0	0	2	23
10	Theo Akwuba		0-0	0-0	0-0	0	0	0	1	0	0	0	1	0	3
14	Tye Fagan		2-4	1-2	0-0	0	2	2	2	5	0	0	1	0	10
21	Robert Allen		2-2	0-0	1-2	0	1	1	2	5	1	1	1	0	12
24	Daeshun Ruffin		3-9	2-3	2-5	0	1	1	1	10	2	1	0	0	20
33	Josh Mballa		0-0	0-0	0-0	0	0	0	2	0	0	1	1	0	6
Team						3	2	5							
Totals			23-52	5-13	6-13	7	23	30	17	57	12	17	6	6	200

FG % 1st Half: 12-23	52.2%	2nd half: 11-29	37.9%	Game: 23-52	44.2%	Deadball Rebounds 6,3
3FG % 1st Half: 1-2	50.0%	2nd half: 4-11	36.4%	Game: 5-13	38.5%	
FT % 1st Half: 4-6	66.7%	2nd half: 2-7	28.6%	Game: 6-13	46.2%	

Arkansas 69 • 13-6,2-5 SEC

#	Player	Total		3-Ptr		Rebounds			PF	TP	A TO Blk Stl				Min
		FG-FGA	FG-FGA	FT-FTA	FT-FTA	Off	Def	Tot			A	TO	Blk	Stl	
13	Jordan Walsh	f	5-9	2-4	1-3	1	6	7	1	13	0	3	0	1	40
20	Kamani Johnson	f	0-1	0-0	0-0	0	0	0	2	0	0	0	0	0	3
00	Anthony Black	g	7-17	0-1	3-6	1	2	3	3	17	8	2	0	5	37
01	Ricky Council IV	g	1-6	0-3	0-0	0	1	1	0	2	0	3	0	1	19
04	Davonte Davis	g	6-11	3-5	1-2	1	4	5	4	16	4	3	0	1	34
05	Joseph Pinion		5-10	3-6	0-0	1	4	5	0	13	0	0	1	1	21
12	Barry Dunning Jr.		0-0	0-0	0-0	0	0	0	0	0	0	0	0	0	2
15	Makhi Mitchell		1-1	0-0	2-2	0	2	2	2	4	1	0	1	1	16
22	Makhi Mitchell		1-1	0-0	2-4	2	3	5	3	4	1	0	2	2	21
23	Derrian Ford		0-1	0-1	0-0	0	0	0	1	0	0	0	0	0	7
Team						2	1	3							
Totals			26-57	8-20	9-17	8	23	31	16	69	14	11	4	12	200

FG % 1st Half: 13-30	43.3%	2nd half: 13-27	48.1%	Game: 26-57	45.6%	Deadball Rebounds 5
3FG % 1st Half: 3-11	27.3%	2nd half: 5-9	55.6%	Game: 8-20	40.0%	
FT % 1st Half: 3-8	37.5%	2nd half: 6-9	66.7%	Game: 9-17	52.9%	

Officials: Patrick Evans,Mike Nance,Don Daily
Technical fouls: Ole Miss-None. Arkansas-None.
Attendance: 19200

Score by periods	1st	2nd	Total
Ole Miss	29	28	57
Arkansas	32	37	69

Last FG - OM 2nd-00:59, ARK 2nd-00:06.
Largest lead - OM by 5 1st-13:37, ARK by 21 2nd-06:16.
OM led for 12:42. ARK led for 24:39. Game was tied for 02:39.

Score tied - 4 times.
Lead changed - 9 times.

GAME 18			76	#25/25 ARKANSAS	35 41	76 79	
			Missouri				
Jan. 18, 2023 • Columbia, Mo. • Mizzou Arena							

Arkansas 76 • 12-6,1-5 SEC

#	Player	Total		3-Ptr		Rebounds			PF	TP	A TO Blk Stl				Min
		FG-FGA	FG-FGA	FT-FTA	FT-FTA	Off	Def	Tot			A	TO	Blk	Stl	
15	Makhi Mitchell	f	1-3	0-0	5-6	1	8	9	5	7	1	2	1	0	36
20	Kamani Johnson	f	2-4	0-0	3-4	3	4	7	5	7	0	1	0	0	31
00	Anthony Black	g	4-9	1-3	6-6	2	6	8	3	15	7	5	1	2	39
01	Ricky Council IV	g	4-11	1-4	4-4	3	0	3	4	13	1	3	0	3	29
04	Davonte Davis	g	7-17	3-7	1-2	2	7	9	5	18	3	6	0	1	38
05	Joseph Pinion		0-1	0-1	0-0	0	0	0	3	0	0	0	0	0	2
11	Jalen Graham		0-0	0-0	0-0	0	0	0	2	0	0	2	0	0	4
13	Jordan Walsh		4-4	2-2	2-2	0	2	2	5	12	0	1	0	0	13
23	Derrian Ford		1-1	0-0	2-2	0	0	0	1	4	0	1	0	0	9
Team						2	2	4							
Totals			23-50	7-17	23-26	13	29	42	33	76	12	21	2	6	201

FG % 1st Half: 10-17	58.8%	2nd half: 13-33	39.4%	Game: 23-50	46.0%	Deadball Rebounds 1
3FG % 1st Half: 4-8	50.0%	2nd half: 3-9	33.3%	Game: 7-17	41.2%	
FT % 1st Half: 11-12	91.7%	2nd half: 12-14	85.7%	Game: 23-26	88.5%	

GAME 21			64 RV/-- ARKANSAS #17/17 Baylor	33 31 27 40	64 67 67	
SEC/Big 12 Challenge • Jan. 28, 2023 • Waco, Texas • Farrell Center						

Arkansas 64 • 14-7

#	Player	Total		3-Ptr		Rebounds			PF	TP	A TO Blk Stl					Min
		FG-FGA	FG-FGA	FT-FTA	Off Def Tot	PF	TP	A TO Blk Stl								
13	Jordan Walsh	f	2-4	0-0	0-0	0	1	1	5	4	0	1	2	1	1	18
15	Makhi Mitchell	f	2-2	0-0	0-0	1	3	4	5	4	1	1	1	0	0	16
00	Anthony Black	g	3-7	0-2	1-1	1	5	6	0	7	3	2	0	1	36	39
01	Ricky Council IV	g	10-17	2-4	3-3	1	0	1	2	25	2	1	0	0	39	39
04	Davonte Davis	g	6-13	2-7	2-3	1	1	2	2	16	4	5	0	0	0	37
05	Joseph Pinion		0-1	0-1	0-0	1	0	1	0	0	0	0	0	0	0	3
11	Jalen Graham		2-6	0-0	0-4	3	6	9	4	4	4	3	0	2	24	24
12	Barry Dunning Jr.		0-0	0-0	0-0	0	0	0	0	0	0	0	0	0	0	0
20	Kamani Johnson		0-0	0-0	0-0	0	1	1	1	0	0	0	0	0	0	3
22	Makhi Mitchell		2-3	0-0	0-0	2	5	7	4	4	2	1	3	0	24	24
Team						0	3	3			1					
Totals			27-53	4-14	6-11	10	25	35	23	64	16	15	6	4	200	

FG % 1st Half: 14-23 60.9%	2nd half: 13-30 43.3%	Game: 27-53 50.9%	Deadball Rebounds 1
3FG % 1st Half: 2-6 33.3%	2nd half: 2-8 25.0%	Game: 4-14 28.6%	
FT % 1st Half: 3-7 42.9%	2nd half: 3-4 75.0%	Game: 6-11 54.5%	

Baylor 67 • 16-5

#	Player	Total		3-Ptr		Rebounds			PF	TP	A TO Blk Stl					Min
		FG-FGA	FG-FGA	FT-FTA	Off Def Tot	PF	TP	A TO Blk Stl								
00	Flo Thamba	f	0-0	0-0	3-4	2	4	6	2	3	0	0	1	1	26	26
11	Jalen Bridges	f	3-5	1-1	3-4	5	2	7	3	10	0	0	0	2	26	26
01	Keyonte George	g	8-20	2-5	6-6	0	3	3	3	24	3	3	0	1	33	33
04	LJ Cryer	g	6-13	2-4	6-6	1	1	2	2	20	1	2	0	0	36	36
10	Adam Flagler	g	1-11	0-3	3-4	0	3	3	2	5	0	1	0	1	34	34
03	Dale Bonner		0-1	0-1	0-0	0	0	0	1	0	0	0	0	0	1	1
13	Langston Love		1-6	1-3	0-0	1	0	1	3	0	0	0	0	0	19	19
15	Josh Ojiamwuna		0-0	0-0	0-0	0	3	3	1	0	1	2	0	2	15	15
33	Caleb Lohner		1-3	0-1	0-0	2	2	4	2	2	0	0	0	0	10	10
Team						4	2	6								
Totals			20-59	6-18	21-24	15	20	35	19	67	5	8	1	7	200	

FG % 1st Half: 8-33 24.2%	2nd half: 12-26 46.2%	Game: 20-59 33.9%	Deadball Rebounds 2
3FG % 1st Half: 3-12 25.0%	2nd half: 3-6 50.0%	Game: 6-18 33.3%	
FT % 1st Half: 8-9 88.9%	2nd half: 13-15 86.7%	Game: 21-24 87.5%	

Officials: Darron George,Keith Kimble,Kipp Kissingner
Technical fouls: Arkansas-TEAM. Baylor-None.
Attendance: 10627

Score by periods	1st	2nd	Total
Arkansas	33	31	64
Baylor	27	40	67

Points	In Paint	Off T/O	2nd Chance	Fast Break	Bench
ARK	34	8	5	5	8
BAYLOR	22	13	12	10	5

Last FG - ARK 2nd-00:04, BAYLOR 2nd-01:21.
Largest lead - ARK by 8 2nd-19:33, BAYLOR by 11 1st-10:36.
ARK led for 14:57. BAYLOR led for 22:23. Game was tied for 02:40.

Score tied - 4 times.
Lead changed - 6 times.

GAME 23			65 RV/-- ARKANSAS South Carolina	36 29 27 36	65 63 63	
Feb. 4, 2023 • Columbia, S.C. • Colonial Life Arena						

Arkansas 65 • 16-7,5-5 SEC

#	Player	Total		3-Ptr		Rebounds			PF	TP	A TO Blk Stl					Min
		FG-FGA	FG-FGA	FT-FTA	Off Def Tot	PF	TP	A TO Blk Stl								
15	Makhi Mitchell	f	1-2	0-0	0-0	1	1	2	0	2	0	0	0	0	1	5
22	Makhi Mitchell	f	2-5	0-0	1-2	1	3	4	2	5	0	0	1	0	19	19
00	Anthony Black	g	4-10	0-1	5-7	1	5	6	3	13	4	2	2	1	40	40
01	Ricky Council IV	g	4-10	0-3	2-2	0	3	3	2	10	3	2	0	0	40	40
04	Davonte Davis	g	5-12	4-10	1-2	0	4	4	3	15	2	3	0	2	40	40
11	Jalen Graham		8-10	0-0	0-0	1	1	2	2	16	1	3	0	0	22	22
13	Jordan Walsh		2-6	0-1	0-0	6	4	10	2	4	1	1	1	0	33	33
20	Kamani Johnson		0-0	0-0	0-0	0	0	0	0	0	0	0	1	0	1	1
Team						0	1	1								
Totals			26-55	4-15	9-13	10	22	32	14	65	11	11	5	3	200	

FG % 1st Half: 15-26 57.7%	2nd half: 11-29 37.9%	Game: 26-55 47.3%	Deadball Rebounds 1
3FG % 1st Half: 2-5 40.0%	2nd half: 2-10 20.0%	Game: 4-15 26.7%	
FT % 1st Half: 4-5 80.0%	2nd half: 5-8 62.5%	Game: 9-13 69.2%	

South Carolina 63 • 8-15,1-9 SEC

#	Player	Total		3-Ptr		Rebounds			PF	TP	A TO Blk Stl					Min
		FG-FGA	FG-FGA	FT-FTA	Off Def Tot	PF	TP	A TO Blk Stl								
10	Hayden Brown	f	4-13	0-3	2-4	3	1	4	3	10	1	2	0	4	34	34
23	Gregory "GG" Jackson	f	3-8	2-3	1-2	0	7	7	2	9	0	3	1	0	33	33
33	Josh Gray	c	9-14	0-1	2-4	7	7	14	2	20	1	0	1	0	27	27
02	Chico Carter, Jr.	g	0-3	0-1	0-0	0	0	0	0	0	4	3	0	0	18	18
05	Meechie Johnson	g	6-13	5-8	3-4	0	3	3	3	20	4	0	0	1	33	33
01	Jacobi Wright		2-5	0-1	0-0	0	1	1	2	4	0	0	0	0	27	27
12	Zachary Davis		0-2	0-2	0-0	0	0	0	1	0	2	1	0	1	13	13
30	Daniel Hankins-Sanfo		0-0	0-0	0-0	0	0	0	0	0	0	0	0	0	2	2
31	Benjamin Bosmans-Ver		0-0	0-0	0-0	2	2	4	0	0	0	1	1	0	13	13
Team						1	0	1								
Totals			24-58	7-19	8-14	13	21	34	13	63	12	10	3	6	200	

FG % 1st Half: 10-30 33.3%	2nd half: 14-28 50.0%	Game: 24-58 41.4%	Deadball Rebounds 5,1
3FG % 1st Half: 2-8 25.0%	2nd half: 5-11 45.5%	Game: 7-19 36.8%	
FT % 1st Half: 5-8 62.5%	2nd half: 3-6 50.0%	Game: 8-14 57.1%	

Officials: Lucas Santos,Wil Howard,Mike Nance
Technical fouls: Arkansas-None. South Carolina-None.
Attendance: 11558

Score by periods	1st	2nd	Total
Arkansas	36	29	65
South Carolina	27	36	63

Last FG - ARK 2nd-01:21, USC 2nd-01:40.
Largest lead - ARK by 13 2nd-17:42, USC by 1 1st-16:55.
ARK led for 34:10. USC led for 04:02. Game was tied for 01:48.

Score tied - 3 times.
Lead changed - 12 times.

GAME 22			70 RV/RV Texas A&M RV/-- ARKANSAS	34 36 42 39	70 81 81	
Jan. 31, 2023 • Fayetteville, Ark. • Bud Walton Arena						

Texas A&M 70 • 15-7,7-2 SEC

#	Player	Total		3-Ptr		Rebounds			PF	TP	A TO Blk Stl					Min
		FG-FGA	FG-FGA	FT-FTA	Off Def Tot	PF	TP	A TO Blk Stl								
15	Henry Coleman III	f	7-17	0-0	4-5	7	8	15	4	18	1	2	0	4	35	35
34	Julius Marble	f	3-9	0-0	2-6	4	3	7	4	8	1	0	2	1	22	22
00	Dexter Dennis	g	4-7	0-0	1-3	1	4	5	2	9	1	0	0	2	31	31
04	Wade Taylor IV	g	6-19	2-7	4-4	0	1	1	4	18	2	2	0	1	34	34
23	Tyrece Radford	g	6-19	2-4	3-6	6	1	7	3	17	6	1	0	0	36	36
02	Hayden Hefner		0-0	0-0	0-0	0	0	0	0	0	1	0	0	0	7	7
11	Andersson Garcia		0-1	0-0	0-0	2	0	2	5	0	0	2	0	2	16	16
13	Solomon Washington		0-3	0-1	0-0	0	0	0	0	0	0	0	0	0	4	4
20	Andre Gordon		0-1	0-0	0-0	0	2	2	1	0	0	1	0	0	15	15
Team						4	3	7								
Totals			26-76	4-12	14-24	24	22	46	23	70	12	8	2	10	200	

FG % 1st Half: 13-38 34.2%	2nd half: 13-38 34.2%	Game: 26-76 34.2%	Deadball Rebounds 8
3FG % 1st Half: 1-4 25.0%	2nd half: 3-8 37.5%	Game: 4-12 33.3%	
FT % 1st Half: 7-12 58.3%	2nd half: 7-12 58.3%	Game: 14-24 58.3%	

Arkansas 81 • 15-7,4-5 SEC

#	Player		Total		3-Ptr	Rebounds					PF	TP	A TO Blk			Stl	Min
			FG-FGA	FG-FGA	FT-FTA	Off	Def	Tot									
15	Makhi Mitchell	f	3-5	0-0	0-0	1	4	5	3	6	0	0	3	1	1	15	
22	Makhel Mitchell	f	4-8	0-0	1-3	5	8	13	4	9	0	0	7	1	32		
00	Anthony Black	g	2-4	0-1	7-9	1	4	5	3	11	7	4	0	2	38		
01	Ricky Council IV	g	6-16	1-7	6-8	1	5	6	3	19	4	4	1	1	39		
04	Davonte Davis	g	7-13	4-8	1-2	0	1	1	1	19	4	4	0	1	37		
11	Jalen Graham		2-2	0-0	1-2	0	0	0	2	5	0	2	2	0	12		
13	Jordan Walsh		4-8	1-2	3-4	3	4	7	3	12	1	2	0	1	27		
	Team					2	1	3				1					
Totals			28-56	6-18	19-28	13	27	40	19	81	16	17	13	7	200		

GAME 25		70	Mississippi State	34	36	70	64	
		#RV/-	ARKANSAS	25	39	64		
Feb. 11, 2023 • Fayetteville, Ark. • Bud Walton Arena								

Mississippi St. 70 • 17-8,5-7 SEC

#	Player	Total		3-Ptr	FT-FTA	Rebounds			PF	TP	A TO Blk Stl				Min
		FG-FGA	FG-FGA			Off	Def	Tot			A	TO	Blk	Stl	
00	D.J. Jeffries	f	2-6	0-1	0-0	0	4	4	0	4	2	1	0	0	34
01	Tolu Smith	f	4-11	0-0	3-8	4	4	8	3	11	3	2	0	1	28
04	Cameron Matthews	f	3-6	0-1	4-5	4	2	6	4	10	0	1	0	2	25
03	Shakeel Moore	g	5-11	2-2	0-0	0	5	5	1	12	5	5	1	0	35
10	Dashawn Davis	g	6-11	2-3	3-3	0	0	0	2	17	2	0	0	0	26
11	Eric Reed, Jr.	f	1-1	1-1	0-0	1	0	1	3	3	1	0	0	0	13
13	Will McNair Jr.	f	3-5	0-0	0-0	1	3	4	3	6	1	0	0	0	12
14	Tyler Stevenson	f	1-2	0-0	0-0	0	0	0	2	2	0	0	0	1	11
30	Shawn Jones, Jr.	f	2-4	1-2	0-0	0	3	3	3	5	1	1	1	1	16
Team						1	2	3			2				
Totals			27-57	6-10	10-16	11	23	34	21	70	15	12	2	5	200

FG % 1st Half:	14-27	51.9%	2nd half:	13-30	43.3%	Game:	27-57	47.4%	Deadball	
3FG % 1st Half:	4-7	57.1%	2nd half:	2-3	66.7%	Game:	6-10	60.0%	Rebounds	1,1
FT % 1st Half:	2-3	66.7%	2nd half:	8-13	61.5%	Game:	10-16	62.5%		

Arkansas 64 • 17-8,6-6 SEC

#	Player	Total		3-Ptr	FT-FTA	Rebounds			PF	TP	A TO Blk Stl				Min
		FG-FGA	FG-FGA			Off	Def	Tot			A	TO	Blk	Stl	
15	Makhi Mitchell	f	3-3	0-0	0-1	1	3	4	5	6	0	0	1	0	11
22	Makhel Mitchell	f	3-3	0-0	0-2	0	6	6	2	6	0	2	3	1	30
00	Anthony Black	g	8-13	2-5	5-6	1	4	5	3	23	5	4	1	3	39
01	Ricky Council IV	g	1-6	0-2	11-13	2	4	6	2	13	3	1	1	0	37
04	Davonte Davis	g	2-12	1-5	2-2	2	4	6	4	7	2	3	0	2	37
03	Nick Smith Jr.	f	2-7	1-4	0-1	0	1	1	0	5	1	0	0	0	17
11	Jalen Graham	f	1-1	0-0	0-1	0	1	1	0	2	0	2	0	0	6
13	Jordan Walsh	f	1-3	0-2	0-0	1	0	1	0	2	1	0	1	2	23
Team						0	0	0			1				
Totals			21-48	4-18	18-26	7	23	30	16	64	12	13	7	8	200

FG % 1st Half:	9-26	34.6%	2nd half:	12-22	54.5%	Game:	21-48	43.8%	Deadball	
3FG % 1st Half:	2-11	18.2%	2nd half:	2-7	28.6%	Game:	4-18	22.2%	Rebounds	3,2
FT % 1st Half:	5-8	62.5%	2nd half:	13-18	72.2%	Game:	18-26	69.2%		

Officials: Anthony Jordan,Todd Austin,Don Daily
 Technical fouls: Mississippi St.-Dashawn Davis. Arkansas-None.
 Attendance: 19200

Score by periods	1st	2nd	Total						
Mississippi St.	34	36	70	Points	In	Off	2nd	Fast	Bench
Arkansas	25	39	64	MSU	36	16	11	13	16
				ARK	28	9	8	18	9

Last FG - MSU 2nd-00:26, ARK 2nd-00:13.
 Largest lead - MSU by 16 2nd-15:56, ARK by 5 1st-19:05.
 MSU led for 35:05. ARK led for 03:18. Game was tied for 01:37.
 Score tied - 4 times.
 Lead changed - 5 times.

GAME 26		56	RV/-	ARKANSAS	33	23	56	62	
		RV/25	Texas A&M	24	36	62			
Feb. 15, 2023 • Bryan-College Station, Texas • Reed Arena									

Arkansas 56 • 17-9,6-7 SEC

#	Player	Total		3-Ptr	FT-FTA	Rebounds			PF	TP	A TO Blk Stl				Min
		FG-FGA	FG-FGA			Off	Def	Tot			A	TO	Blk	Stl	
15	Makhi Mitchell	f	4-4	0-0	3-4	3	6	9	3	11	1	0	2	0	26
22	Makhel Mitchell	f	2-4	0-0	0-1	0	4	4	5	4	0	2	4	0	19
00	Anthony Black	g	3-8	1-2	2-3	0	3	3	4	9	8	3	0	2	38
01	Ricky Council IV	g	3-12	0-3	0-1	0	5	5	1	6	4	2	0	0	36
04	Davonte Davis	g	5-13	4-10	0-3	0	3	3	2	14	3	2	0	2	39
03	Nick Smith Jr.	f	0-1	0-0	0-0	0	0	0	0	0	0	2	0	0	4
11	Jalen Graham	f	2-2	0-0	0-0	0	0	0	1	4	0	0	0	0	5
20	Kamani Johnson	f	0-0	0-0	0-0	0	0	0	2	0	0	0	0	0	3
55	Jordan Walsh	f	3-6	0-1	2-2	1	4	5	5	8	1	1	0	0	30
Team						1	3	4			1				
Totals			22-50	5-16	7-14	5	28	33	23	56	17	13	6	4	200

FG % 1st Half:	13-25	52.0%	2nd half:	9-25	36.0%	Game:	22-50	44.0%	Deadball	
3FG % 1st Half:	4-6	66.7%	2nd half:	1-10	10.0%	Game:	5-16	31.3%	Rebounds	3
FT % 1st Half:	3-6	50.0%	2nd half:	4-8	50.0%	Game:	7-14	50.0%		

Texas A&M 62 • 19-7,11-2 SEC

#	Player	Total		3-Ptr	FT-FTA	Rebounds			PF	TP	A TO Blk Stl				Min
		FG-FGA	FG-FGA			Off	Def	Tot			A	TO	Blk	Stl	
15	Henry Coleman III	f	2-5	0-0	3-3	1	4	5	2	7	1	2	0	0	28
34	Julius Marble	f	0-3	0-0	4-4	0	2	2	3	4	2	1	0	0	21
00	Dexter Dennis	g	4-10	2-4	4-4	2	9	11	1	14	0	0	2	1	31
04	Wade Taylor IV	g	6-15	3-5	3-5	0	3	3	3	18	4	2	0	2	34
23	Tyrece Radford	g	4-11	0-1	4-5	2	1	3	2	12	2	2	1	2	32
02	Hayden Hefner	f	1-2	1-1	0-0	0	0	0	1	3	0	0	0	0	12
11	Andersson Garcia	f	1-2	0-0	0-1	4	6	10	5	2	0	1	1	0	22
13	Solomon Washington	f	1-1	0-0	0-0	0	1	1	2	2	0	1	0	0	9
20	Andre Gordon	f	0-5	0-1	0-0	0	0	0	1	0	0	0	0	0	11
Team						0	1	1							
Totals			19-54	6-12	18-22	9	27	36	20	62	9	9	4	5	200

FG % 1st Half:	8-27	29.6%	2nd half:	11-27	40.7%	Game:	19-54	35.2%	Deadball	
3FG % 1st Half:	2-7	28.6%	2nd half:	4-5	80.0%	Game:	6-12	50.0%	Rebounds	2
FT % 1st Half:	6-8	75.0%	2nd half:	12-14	85.7%	Game:	18-22	81.8%		

Officials: Keith Kimble,Joe Lindsay,Terry Oglesby
 Technical fouls: Arkansas-Makhel Mitchell. Texas A&M-Julius Marble.
 Attendance: 11315

Score by periods	1st	2nd	Total						
Arkansas	33	23	56	Points	In	Off	2nd	Fast	Bench
Texas A&M	24	38	62	ARK	30	7	5	6	12
				T&M	24	11	6	10	7

Last FG - ARK 2nd-00:12, TA&M 2nd-00:34.
 Largest lead - ARK by 12 1st-00:26, TA&M by 8 2nd-00:20.
 ARK led for 31:34. TA&M led for 04:44. Game was tied for 03:42.
 Score tied - 5 times.
 Lead changed - 6 times.

GAME 27		65	Florida	31	34	65	84	
		#RV/-	ARKANSAS	37	47	84		
Feb. 18, 2023 • Fayetteville, Ark. • Bud Walton Arena								

Florida 65 • 14-13,7-7 SEC

#	Player	Total		3-Ptr	FT-FTA	Rebounds			PF	TP	A TO Blk Stl				Min
		FG-FGA	FG-FGA			Off	Def	Tot			A	TO	Blk	Stl	
33	Jason Jitoboh	c	2-5	0-0	0-0	1	1	2	2	4	0	2	0	0	24
00	Myreon Jones	g	0-3	0-1	2-3	1	1	2	3	2	2	2	0	0	23
05	Will Richard	g	3-5	0-1	4-4	1	2	3	4	10	0	0	0	2	25
11	Kyle Lofton	g	3-12	1-5	0-0	0	2	2	1	7	4	0	0	1	33
24	Riley Kugel	g	5-12	1-6	6-7	1	1	2	3	17	1	2	0	0	30
01	CJ Felder	g	0-0	0-0	0-0	0	0	0	1	0	0	0	0	0	3
02	Trey Bonham	g	0-0	0-0	0-0	0	0	0	0	0	1	2	0	1	2
03	Alex Fudge	g	3-4	0-1	0-2	0	1	1	0	6	0	0	1	1	17
04	Niels Lane	g	1-3	0-0	0-0	1	2	3	1	2	0	0	0	0	4
10	Denzel Aberdeen	g	0-1	0-1	0-0	0	0	0	0	0	0	0	0	0	2
13	Aleks Szymczyk	g	3-7	2-5	0-0	1	5	6	8	1	2	1	4	0	20
14	Kowacie Reeves	g	2-7	0-1	5-5	0	1	1	1	9	0	1	0	0	17
Team						2	1	3			1				
Totals			22-59	4-21	17-21	8	17	25	16	65	9	12	2	9	200

FG % 1st Half:	9-30	30.0%	2nd half:	13-29	44.8%	Game:	22-59	37.3%	Deadball
3FG % 1st Half:	1-11	9.1%	2nd half:	3-10	30.0%	Game:	4-21	19.0%	Rebounds
FT % 1st Half:	12-16	75.0%	2nd half:	5-5	100.0	Game:	17-21	81.0%	1

GAME 29			83	RV/-- ARKANSAS	37 46	83 86	
#2/2 Alabama							
Feb. 25, 2023 • Tuscaloosa, Ala. • Coleman Coliseum							

Arkansas 83 • 19-10,8-8 SEC

#	Player	Total		3-Ptr		Rebounds			PF	TP	A TO Blk Stl				Min
		FG-FGA	FG-FGA	FT-FTA	FT-FTA	Off	Def	Tot			A	TO	Blk	Stl	
13	Jordan Walsh	f	2-7	0-1	0-0	1	6	7	5	4	1	1	0	3	34
15	Makhi Mitchell	f	0-2	0-0	0-0	2	0	2	2	0	2	3	2	0	13
00	Anthony Black	g	2-7	0-1	3-4	1	1	2	5	7	2	3	0	3	16
03	Nick Smith Jr.	g	9-23	2-3	4-5	1	5	6	4	24	1	0	0	2	40
04	Davonte Davis	g	8-15	3-4	2-3	1	4	5	3	21	0	0	0	0	39
01	Ricky Council IV		5-9	0-1	10-14	0	1	1	2	20	0	2	0	2	30
05	Joseph Pinion		0-0	0-0	0-0	0	0	0	0	0	0	0	0	0	1
11	Jalen Graham		1-3	0-0	0-0	1	1	2	2	2	0	1	3	1	9
22	Makhel Mitchell		2-4	0-0	1-3	2	6	8	2	5	0	1	1	1	18
23	Derrian Ford		0-0	0-0	0-0	0	0	0	0	0	0	0	0	0	0+
Team						4	0	4							
Totals			29-70	5-10	20-29	13	24	37	25	83	6	11	6	12	200

FG % 1st Half:	14-35	40.0%	2nd half:	15-35	42.9%	Game:	29-70	41.4%	Deadball	
3FG % 1st Half:	1-3	33.3%	2nd half:	4-7	57.1%	Game:	5-10	50.0%	Rebounds	3
FT % 1st Half:	8-9	88.9%	2nd half:	12-20	60.0%	Game:	20-29	69.0%		

Alabama 86 • 25-4,15-1 SEC

#	Player	Total		3-Ptr		Rebounds			PF	TP	A TO Blk Stl				Min
		FG-FGA	FG-FGA	FT-FTA	FT-FTA	Off	Def	Tot			A	TO	Blk	Stl	
15	Noah Clowney	f	3-8	0-2	4-5	2	11	13	3	10	2	3	1	2	30
24	Brandon Miller	f	8-15	1-6	7-7	0	6	6	3	24	0	3	1	0	38
14	Charles Bediako	c	3-4	0-0	0-0	4	6	10	5	6	0	0	1	0	19
00	Jaden Bradley	g	0-3	0-0	0-0	0	0	0	0	0	0	0	0	1	7
01	Mark Sears	g	2-7	0-4	9-10	2	0	2	3	13	2	2	0	1	34
03	Rylan Griffen		1-3	0-2	1-2	1	0	1	1	3	1	2	0	1	17
05	Jahvon Quinerly		7-14	1-4	1-1	1	2	3	1	16	7	3	0	0	28
10	Dom Welch		2-2	1-1	2-2	0	2	2	3	7	0	1	1	0	7
23	Nick Pringle		3-3	0-0	1-3	0	4	4	2	7	0	1	0	0	7
25	Nimari Burnett		0-5	0-3	0-0	1	2	3	0	0	1	1	0	1	13
Team						3	1	4							
Totals			29-64	3-22	25-30	14	34	48	21	86	13	17	4	6	200

FG % 1st Half:	10-30	33.3%	2nd half:	19-34	55.9%	Game:	29-64	45.3%	Deadball	
3FG % 1st Half:	1-10	10.0%	2nd half:	2-12	16.7%	Game:	3-22	13.6%	Rebounds	2
FT % 1st Half:	7-9	77.8%	2nd half:	18-21	85.7%	Game:	25-30	83.3%		

Officials: Owen Shortt,Steven Anderson,Terry Oglesby

Technical fouls: Arkansas-None. Alabama-None.

Attendance: 13474

Score by periods	1st	2nd	Total
Arkansas	37	46	83
Alabama	28	58	86

	In	Off	2nd	Fast	Bench
Points	Paint	T/O	Chance	Break	
ARK	38	15	15	11	27
BAMA	52	7	15	6	33

Last FG - ARK 2nd-00:10, BAMA 2nd-01:27.

Largest lead - ARK by 11 1st-03:18, BAMA by 12 2nd-05:53.

ARK led for 22:03. BAMA led for 15:05. Game was tied for 02:52.

Score tied - 4 times.
Lead changed - 3 times.

GAME 31			88	#23/RV Kentucky	40 48	88 70	
#RV/-- ARKANSAS							
Mar. 4, 2023 • Fayetteville, Ark. • Bud Walton Arena							

Kentucky 88 • 21-10,12-6 SEC

#	Player	Total		3-Ptr		Rebounds			PF	TP	A TO Blk Stl				Min
		FG-FGA	FG-FGA	FT-FTA	FT-FTA	Off	Def	Tot			A	TO	Blk	Stl	
00	Jacob Toppin	f	6-9	2-3	7-8	0	4	4	3	21	3	4	1	1	38
24	Chris Livingston	f	0-5	0-3	1-4	0	9	9	4	1	1	4	1	1	34
04	Oscar Tshiebwe	f	5-11	0-0	2-2	4	9	13	5	12	1	1	0	1	27
01	CJ Fredrick	g	0-2	0-2	2-2	0	0	0	0	2	4	0	0	1	15
12	Antonio Reeves	g	12-17	2-4	11-11	0	1	1	4	37	2	1	0	0	40
03	Adou Thiero		2-6	0-2	3-6	3	2	5	2	7	2	2	0	1	24
04	Daimion Collins		2-2	0-0	0-0	1	1	2	5	4	1	0	1	0	5
55	Lance Ware		2-2	0-0	0-0	1	4	5	3	4	0	2	1	0	17
Team						1	1	2							
Totals			29-54	4-14	26-33	10	31	41	26	88	14	15	4	5	200

FG % 1st Half:	15-29	51.7%	2nd half:	14-25	56.0%	Game:	29-54	53.7%	Deadball	
3FG % 1st Half:	1-6	16.7%	2nd half:	3-8	37.5%	Game:	4-14	28.6%	Rebounds	4
FT % 1st Half:	9-9	100.0	2nd half:	17-24	70.8%	Game:	26-33	78.8%		

Arkansas 79 • 19-12,8-10 SEC

#	Player	Total		3-Ptr		Rebounds			PF	TP	A TO Blk Stl				Min
		FG-FGA	FG-FGA	FT-FTA	FT-FTA	Off	Def	Tot			A	TO	Blk	Stl	
15	Makhi Mitchell	f	1-2	0-0	0-0	1	0	1	2	2	1	0	0	0	18
22	Makhel Mitchell	f	0-5	0-0	0-0	4	1	5	3	0	0	1	0	0	15
00	Anthony Black	g	3-10	1-3	7-12	2	6	8	3	14	4	1	1	1	34
03	Nick Smith Jr.	g	10-23	3-8	2-4	1	2	3	3	25	6	3	1	4	35
04	Davonte Davis	g	3-5	2-3	0-0	0	2	2	5	8	0	0	0	0	20
01	Ricky Council IV		3-11	0-2	10-12	1	3	4	4	16	1	1	0	0	34
05	Joseph Pinion		0-0	0-0	0-0	0	0	0	1	0	0	0	0	1	3
11	Jalen Graham		1-2	0-0	0-0	0	0	0	0	2	0	0	0	0	2
13	Jordan Walsh		4-12	1-6	1-3	3	4	7	3	10	2	0	1	2	31
20	Kamani Johnson		0-0	0-0	2-3	3	0	3	2	2	0	0	0	1	8
23	Derrian Ford		0-0	0-0	0-0	0	0	0	0	0	0	0	0	0	0+
Team						2	0	2							
Totals			25-70	7-22	22-34	17	18	35	26	79	14	6	3	9	200

FG % 1st Half:	14-34	41.2%	2nd half:	11-36	30.6%	Game:	25-70	35.7%	Deadball	
3FG % 1st Half:	2-8	25.0%	2nd half:	5-14	35.7%	Game:	7-22	31.8%	Rebounds	9
FT % 1st Half:	6-9	66.7%	2nd half:	16-25	64.0%	Game:	22-34	64.7%		

Officials: Rob Rorke,K.B. Burdett Jr.,Don Daily

Technical fouls: Kentucky-Lance Ware. Arkansas-Davonte Davis 2.

Attendance: 19200

Score by periods	1st	2nd	Total
Kentucky	40	48	88
Arkansas	36	43	79

	In	Off	2nd	Fast	Bench
Points	Paint	T/O	Chance	Break	
UK	36	7	17	6	15
ARK	26	15	7	13	30

Last FG - UK 2nd-00:52, ARK 2nd-00:21.

Largest lead - UK by 14 2nd-01:41, ARK by 3 1st-19:14.

UK led for 35:37. ARK led for 01:15. Game was tied for 03:08.

Score tied - 2 times.
Lead changed - 3 times.

GAME 30			57	RV/-- ARKANSAS	25 22	57 75	
#12/4 Tennessee							
Feb. 28, 2023 • Knoxville, Tenn. • Thompson-Boling Arena							

Arkansas 57 • 19-11,8-9 SEC

#	Player		Total		3-Ptr		Rebounds			PF	TP	A TO Blk Stl				Min
			FG-FA	FG-FGA	FT-FTA	Off	Def	Tot	A			TO	Blk	Stl		
13	Jordan Walsh	f	0-4	0-1	1-2	0	4	4	4	1	1	2	0	2	24	
15	Makhi Mitchell	f	0-2	0-0	2-2	1	2	3	0	2	1	0	1	0	17	
00	Anthony Black	g	6-9	1-2	0-2	3	2	5	1	13	1	6	0	2	34	
03	Nick Smith Jr.	g	3-13	1-6	5-6	0	0	0	2	12	2	2	0	0	29	
04	Davonte Davis	g	5-12	3-7	0-0	1	5	6	3	13	2	2	1	3	39	
01	Ricky Council IV		3-7	2-4	3-6	0	4	4	3	11	1	3	0	0	19	
05	Joseph Pinion		1-2	1-2	0-0	0	0	0	0	3	0	0	0	0	3	
11	Jalen Graham		0-0	0-0	0-0	0	0	0	0	0	0	0	0	0	3	
20	Kamani Johnson		0-0	0-0	0-2	1	2	3	2	0	0	0	0	0	12	
22	Makhel Mitchell		0-0	0-0	0-0	0	0	0	5	0	0	1	2	0	11	
23	Derrian Ford		0-0	0-0	2-2	0	0	0	1	2	0	0	0	0	9	
						3	4	7								
Totals			18-49	8-22	13-22	9	23	32	21	57	8	16	4	7	200	

GAME 33

SEC

61

RV/-- ARKANSAS

38 23

61 67

ATM

#18/18 Texas A&M

25 42

67

Mar. 10, 2023 • Nashville, Tenn. • Bridgestone Arena

Arkansas 61 • 20-13

#	Player	Total			3-Ptr			Rebounds			PF	TP	A	TO	Bk	Stl	Min
		FG-FGA	FG-FGA	FT-FTA	Off	Def	Tot										
15	Makhi Mitchell	f	6-6	0-0	3-4	4	2	6	3	15	1	2	4	3	31		
22	Makhel Mitchell	f	2-2	0-0	0-0	0	2	2	4	4	1	0	2	0	15		
00	Anthony Black	g	3-8	1-4	2-4	1	3	4	4	9	2	2	4	2	35		
03	Nick Smith Jr.	g	6-20	2-6	2-4	0	1	1	1	16	4	5	0	0	39		
04	Davonte Davis	g	2-7	1-5	0-1	2	4	6	3	5	1	1	0	2	37		
01	Ricky Council IV	g	1-7	0-3	3-4	0	3	3	3	5	1	1	0	1	19		
13	Jordan Walsh	g	2-4	1-2	2-2	0	3	3	2	7	1	1	1	1	24		
Team						1	0	1									
Totals			22-54	5-20	12-19	8	18	26	20	61	11	12	11	9	200		
FG % 1st Half: 13-24		54.2%	2nd half: 9-30		30.0%	Game: 22-54		40.7%									Deadball Rebounds 5
3FG % 1st Half: 5-12		41.7%	2nd half: 0-8		0.0%	Game: 5-20		25.0%									
FT % 1st Half: 7-10		70.0%	2nd half: 5-9		55.6%	Game: 12-19		63.2%									

Texas A&M 67 • 24-8

#	Player	Total		3-Ptr	Rebounds					PF	TP	A	TO	Bk	Stl	Min
		FG-FGA	FG-FGA	FT-FTA	Off	Def	Tot									
15	Henry Coleman III	f	5-9	0-0	6-9	4	7	11	2	16	0	4	0	0	0	33
34	Julius Marble	f	1-5	0-0	1-1	2	4	6	1	3	1	0	0	1	20	
00	Dexter Dennis	g	5-10	1-3	0-2	1	4	5	1	11	0	2	2	0	35	
04	Wade Taylor IV	g	6-17	0-4	6-6	1	2	3	2	18	3	3	0	2	29	
23	Tyrece Radford	g	3-8	0-1	5-6	4	4	8	2	11	2	4	0	0	35	
02	Hayden Hefner		0-0	0-0	0-0	0	0	0	0	0	0	0	0	0	2	
11	Andersson Garcia		1-2	0-1	0-0	0	2	2	5	2	0	0	0	0	12	
13	Solomon Washington		2-3	0-0	0-0	1	0	1	3	4	1	0	0	2	15	
20	Andre Gordon		1-2	0-1	0-0	0	1	1	0	2	1	0	0	0	15	
35	Manny Obaseki		0-1	0-0	0-0	0	1	1	0	0	0	0	0	0	4	
Team						4	1	5								
Totals			24-57	1-10	18-24	17	26	43	16	67	8	15	2	5	200	
FG % 1st Half: 11-30		36.7%	2nd half: 13-27		48.1%	Game: 24-57		42.1%							Deadball	
3FG % 1st Half: 1-5		20.0%	2nd half: 0-5		0.0%	Game: 1-10		10.0%							Rebounds	
FT % 1st Half: 2-2		100.0%	2nd half: 16-22		72.7%	Game: 18-24		75.0%							4	

Officials: Owen Shortt,Bart Lenox,Doug Shows
Technical fouls: Arkansas-None. Texas A&M-None.
Attendance: 14000

Score by periods	1st	2nd	Total
Arkansas	38	23	61
Texas A&M	25	42	67

Points	In	Off	2nd	Fast	Bench
ARK	28	19	7	15	12
TA&M	36	13	15	5	8

Last FG - ARK 2nd-00:27, TA&M 2nd-00:46.
Largest lead - ARK by 13 1st-00:00, TA&M by 8 2nd-00:46.
ARK led for 26:54. TA&M led for 10:31. Game was tied for 02:35.

Score tied - 1 time.
Lead changed - 6 times.

GAME 34

tbs

63

#9 seed Illinois

26 37

63 73

ATM

#8 seed ARKANSAS

36 37

73

Mar. 16, 2023 • Des Moines, Iowa • Wells Fargo Arena

Illinois 63 • 20-13

#	Player	Total			3-Ptr	Rebounds					PF	TP	A	TO	Bk	Stl	Min
		FG-FGA	FG-FGA	FT-FTA	Off	Def	Tot										
24	Matthew Mayer	f	0-6	0-5	2-3	0	1	1	2	2	0	3	1	0	0	22	
33	Coleman Hawkins	f	3-9	2-6	2-2	1	3	4	1	10	3	6	1	3	34		
42	Dain Dainja	f	1-2	0-0	3-6	0	6	6	1	5	0	2	2	0	23		
00	Terrence Shannon Jr.	g	5-10	0-3	10-13	0	2	2	2	20	0	2	0	1	31		
15	RJ Melendez	g	4-8	2-4	0-0	0	6	6	4	10	3	0	0	1	26		
01	Sencire Harris		1-3	0-0	0-2	0	2	2	1	2	2	1	0	0	12		
03	Jayden Epps		1-5	0-1	0-0	0	1	1	1	2	0	1	0	0	6		
10	Luke Goode		2-4	2-3	0-0	1	3	4	5	6	1	0	0	1	23		
20	Ty Rodgers		3-5	0-0	0-0	0	3	3	2	6	1	1	1	4	23		
Team						1	4	5									
Totals			20-52	6-22	17-26	3	31	34	19	63	10	17	5	10	200		
FG % 1st Half: 8-29		27.6%	2nd half: 12-23		52.2%	Game: 20-52		38.5%							Deadball		
3FG % 1st Half: 3-11		27.3%	2nd half: 3-11		27.3%	Game: 6-22		27.3%							Rebounds		
FT % 1st Half: 7-9		77.8%	2nd half: 10-17		58.8%	Game: 17-26		65.4%							6.1		

Arkansas 73 • 21-13

#	Player	Total			3-Ptr			Rebounds			PF	TP	A	TO	Bk	Stl	Min
		FG-FGA	FG-FGA	FT-FTA	Off	Def	Tot										
20	Kamani Johnson	f	2-5	0-0	1-1	4	1	5	2	5	0	0	0	0	0	13	
00	Anthony Black	g	4-12	0-1	4-6	0	6	6	3	12	1	2	1	3	34		
01	Ricky Council IV	g	3-9	1-3	11-12	2	8	10	1	18	0	2	1	1	39		
03	Nick Smith Jr.	g	2-10	0-2	2-3	0	0	0	2	6	0	2	0	1	28		
04	Davonte Davis	g	7-14	2-4	0-0	1	5	6	4	16	1	4	0	4	30		
11	Jalen Graham	g	0-0	0-0	0-0	0	1	1	0	0	0	0	0	0	2		
13	Jordan Walsh	g	2-8	0-1	2-3	2	2	4	4	6	1	1	0	3	27		
15	Makhi Mitchell	g	4-5	0-0	1-2	1	6	7	3	9	1	0	2	0	24		
22	Makhel Mitchell	g	0-0	0-0	1-2	0	0	0	0	1	0	0	0	0	3		
Team						1	3	4									
Totals			24-63	3-11	22-29	11	32	43	19	73	4	11	4	12	200		
FG % 1st Half: 14-33		42.4%	2nd half: 10-30		33.3%	Game: 24-63		38.1%							Deadball		
3FG % 1st Half: 1-5		20.0%	2nd half: 2-6		33.3%	Game: 3-11		27.3%							Rebounds		
FT % 1st Half: 7-12		58.3%	2nd half: 15-17		88.2%	Game: 22-29		75.9%							3		

Officials: Sean Hull,Brooks Wells,Bert Smith
Technical fouls: Illinois-None. Arkansas-None.
Attendance: 16745

Score by periods	1st	2nd	Total
Illinois	26	37	63
Arkansas	36	37	73

Points	In	Off	2nd	Fast	Bench
ILLINI	26	11	5	14	16
ARK	32	19	6	13	16

Last FG - ILLINI 2nd-00:45, ARK 2nd-01:36.
Largest lead - ILLINI by 2 1st-19:03, ARK by 17 2nd-10:45.
ILLINI led for 01:20. ARK led for 37:15. Game was tied for 01:25.

Score tied - 1 time.
Lead changed - 1 time.

GAME 35

OCBS

72

#8 seed ARKANSAS

27 45

72 71

ATM

#9 seed #4/5 Kansas

35 36

71

Mar. 18, 2023 • Des Moines, Iowa • Wells Fargo Arena

Arkansas 72 • 22-13

#	Player		Total		3-Ptr		Rebounds			PF	TP	A	TO	Blk	Stl	Min
			FG-FGA	FG-FGA	FT-FTA	Off	Def	Tot								
20	Kamani Johnson	f	2-3	0-0	0-1	6	4	10	4	4	0	2	0	0	18	
00	Anthony Black	g	1-6	0-2	2-2	0	4	4	4	4	2	1	1	1	37	
01	Ricky Council IV	g	5-18	1-6	10-11	2	4	6	0	21	4	1	1	0	40	
03	Nick Smith Jr.	g	0-4	0-2	0-0	0	1	1	2	0	1	0	0	0	17	
04	Davonte Davis	g	9-15	1-4	6-7	2	6	8	5	25	1	1	0	0	30	
05	Joseph Pinion		0-0	0-0	0-0	0	0	0	0	0	0	0	0	0	0+	
11	Jalen Graham		1-2	0-0	0-0	0	0	0	0	2	0	0	0	0	4	
13	Jordan Walsh		3-6	1-1	3-4	3	0	3	5	10	0	2	0	2	34	
15	Makhi Mitchell		3-4	0-0	0-1	1	1	2	5	6	0	2	1	2	20	
22	Makhei Mitchell		0-0	0-0	0-0	0	0	0	0	0	0	0	0	0	0+	
23	Derrian Ford		0-0	0-0	0-0	0	0	0	0	0	0	0	0	0	0+	
Team						1	1	2					2			
Totals			24-58	3-15	21-26	15	21	36	25	72	8	11	3	5	200	
FG % 1st Half: 10-28			35.7%	2nd half: 14-30	46.7%	Game: 24-58		41.4%	Deadball Rebounds 2.2							
3FG % 1st Half: 1-9			11.1%	2nd half: 2-6	33.3%	Game: 3-15		20.0%								
FT % 1st Half: 6-8			75.0%	2nd half: 15-18	83.3%	Game: 21-26		80.8%								