



**Arkansas at Auburn**

03/09/23 Bridgestone Arena, Nashville, Tennessee  
2023 SEC Men's Basketball Tournament

Game Time: 6:02 PM  
Game Duration: 2:10

Officials: Terry Oglesby, Don Daily, Vladimir Voyard-Tadal

Arkansas - 76

Record: 20-12

NO.	Name	F/G	Min	FG			Rebounds			Fouls		TP	AS	TO	ST	Blocks		+/-
				M-A	M-A	M-A	OR	DR	TOT	PF	FD					BS	BA	
20	Kamani Johnson	F	07:53	2-2	0-0	0-0	2	1	3	3	1	4	0	2	0	0	0	4
0	Anthony Black	G	37:00	6-10	0-2	7-9	3	3	6	4	5	19	6	5	2	0	0	3
1	Ricky Council IV	G	32:31	2-7	0-0	3-5	1	1	2	1	3	7	0	1	2	1	1	6
3	Nick Smith Jr.	G	27:00	6-12	2-5	0-1	0	3	3	1	3	14	2	3	2	0	0	3
4	Davonte Davis	G	39:35	2-6	1-4	2-2	1	9	10	3	1	7	3	3	1	0	0	4
15	Makhi Mitchell		23:39	5-7	0-0	2-2	4	2	6	3	2	12	2	1	1	0	0	4
13	Jordan Walsh		20:42	4-5	0-0	3-4	2	2	4	2	3	11	2	1	0	1	1	-2
11	Jalen Graham		03:25	1-1	0-0	0-0	0	0	0	1	0	2	0	1	0	0	0	-2
22	Makhel Mitchell		08:15	0-0	0-0	0-0	0	1	1	1	0	0	0	1	0	0	0	-5
Team							0	2	2			0		1				
<b>Totals</b>				28-50	3-11	17-23	13	24	37	19	18	76	15	19	8	2	2	3

Shooting By Period		
1 <sup>st</sup> FG%	13-24	54.2%
3PT%	1-7	14.3%
FT%	10-12	83.3%
2 <sup>nd</sup> FG%	15-26	57.7%
3PT%	2-4	50.0%
FT%	7-11	63.6%
GM FG%	28-50	56.0%
3PT%	3-11	27.3%
FT%	17-23	73.9%

Dead Ball Rebounds: 2, 1

Technical Fouls: Johnson 2<sup>nd</sup> 9:41

Auburn - 73

Record: 20-12

NO.	Name	F/G	Min	FG			Rebounds			Fouls		TP	AS	TO	ST	Blocks		+/-
				M-A	M-A	M-A	OR	DR	TOT	PF	FD					BS	BA	
2	Jaylin Williams	F	29:40	1-6	0-2	4-4	0	1	1	0	2	6	1	1	2	0	0	-8
4	Johni Broome	F	26:02	6-9	0-1	1-6	2	5	7	3	4	13	0	0	2	1	0	-12
1	Wendell Green Jr.	G	32:52	2-8	2-5	5-5	0	0	0	2	4	11	4	3	2	0	0	-9
12	Zep Jasper	G	11:03	0-1	0-1	0-0	0	0	0	4	0	0	0	1	0	0	0	-17
22	Allen Flanigan	G	34:44	6-11	2-5	1-3	1	2	3	2	2	15	1	2	2	0	0	2
0	K.D. Johnson		28:57	7-10	1-2	5-6	1	1	2	2	2	20	3	2	2	0	1	14
44	Dylan Cardwell		13:58	3-3	0-0	1-1	1	0	1	1	1	7	1	0	0	1	0	9
3	Tre Donaldson		07:08	0-2	0-0	0-0	0	1	1	1	0	0	2	0	0	0	1	6
24	Lior Berman		05:16	0-0	0-0	0-0	0	2	2	2	0	0	0	1	1	0	0	-5
41	Chris Moore		09:26	0-1	0-0	1-2	1	0	1	0	3	1	1	0	1	0	0	6
21	Yohan Traore		00:54	0-0	0-0	0-0	0	0	0	1	0	0	0	0	0	0	0	-1
Team							0	1	1			0		0				
<b>Totals</b>				25-51	5-16	18-27	6	13	19	18	18	73	13	10	12	2	2	-3

Shooting By Period		
1 <sup>st</sup> FG%	10-23	43.5%
3PT%	2-8	25.0%
FT%	11-14	78.6%
2 <sup>nd</sup> FG%	15-28	53.6%
3PT%	3-8	37.5%
FT%	7-13	53.8%
GM FG%	25-51	49.0%
3PT%	5-16	31.3%
FT%	18-27	66.7%

Dead Ball Rebounds: 4, 0

Technical Fouls: NONE

	ARK	AU
<b>Biggest lead</b>	15 (2 <sup>nd</sup> 14:04)	2 (1 <sup>st</sup> 18:20)
<b>Best Scoring Run</b>	10 (1 <sup>st</sup> 15:34)	9 (2 <sup>nd</sup> 9:15)
<b>Lead Changes</b>	3	
<b>Times Tied</b>	1	
<b>Time with Lead</b>	36:36	00:42

Points from	ARK	AU
<b>Turnovers</b>	15	19
<b>Paint</b>	48	40
<b>Second Chance</b>	18	6
<b>Fast Breaks</b>	12	12
<b>Bench</b>	25	28

	Period by Period Scoring		
	1st	2nd	TOT
<b>ARK</b>	37	39	76
<b>AU</b>	33	40	73



**Arkansas at Auburn**

03/09/23 Bridgestone Arena, Nashville, Tennessee  
2023 SEC Men's Basketball Tournament

Officials: Terry Oglesby, Don Daily, Vladimir Voyard-Tadal

**Period 1**

**Quarter Starters:**

<b>AU</b>	1 Green Jr. W	2 Williams J	4 Broome J	12 Jasper Z	22 Flanigan A
<b>ARK</b>	0 Black A	1 Council IV R	3 Smith Jr. N	4 Davis D	20 Johnson K

Game Time	AU	Score	Diff	ARK
20:00	4 BROOME J jumpball won			20 JOHNSON K jumpball lost
19:42	2 WILLIAMS J 2pt FG outside the paint, jump shot missed			
19:39				0 BLACK A defensive rebound (1)
19:17				0 BLACK A turnover bad pass (1)
19:00	1 GREEN JR. W 2pt FG from turnover in the paint, layup missed			
18:58				4 DAVIS D defensive rebound (1)
18:49				1 COUNCIL IV R 2pt FG outside the paint, jump shot missed
18:44				20 JOHNSON K offensive rebound (1)
18:43				3 SMITH JR. N 3pt FG second chance, jump shot missed
18:39	4 BROOME J defensive rebound (1)			
18:20	2 WILLIAMS J foul drawn (1)			20 JOHNSON K foul shooting (1 - 1)
18:20	2 WILLIAMS J free throw 1 - 2 made (1)	1-0	1	
18:20	2 WILLIAMS J free throw 2 - 2 made (2)	2-0	2	
18:03		2-2	0	3 SMITH JR. N 2pt FG in the paint, layup made (2)
18:03				0 BLACK A assist (1)
17:43	4 BROOME J foul drawn (1)			20 JOHNSON K foul personal (2 - 2)
17:43				20 JOHNSON K substitution out
17:43				15 MITCHELL M substitution in
17:33	12 JASPER Z 3pt FG , jump shot missed			
17:29				0 BLACK A defensive rebound (2)
17:12	2 WILLIAMS J steal (1)			3 SMITH JR. N turnover bad pass (1)
17:06	2 WILLIAMS J turnover lost ball (1)			1 COUNCIL IV R steal (1)
17:01	4 BROOME J foul shooting (1 - 1)			15 MITCHELL M foul drawn (1)
17:01		2-3	-1	15 MITCHELL M free throw fast break 1 - 2 made (1)
17:01				1 COUNCIL IV R substitution out
17:01				13 WALSH J substitution in
17:01		2-4	-2	15 MITCHELL M free throw fast break 2 - 2 made (2)
16:51	12 JASPER Z foul offensive (1 - 2)			15 MITCHELL M foul drawn (2)
16:51	12 JASPER Z turnover offensive (1)			
16:33		2-6	-4	0 BLACK A 2pt FG from turnover in the paint, dunk, made (2)
16:33				4 DAVIS D assist (1)
16:17	4 BROOME J 3pt FG , jump shot missed			
16:14				4 DAVIS D defensive rebound (2)
15:58		2-8	-6	15 MITCHELL M 2pt FG in the paint, layup made (4)
15:38	22 FLANIGAN A turnover lost ball (1)			3 SMITH JR. N steal (1)
15:34		2-10	-8	4 DAVIS D 2pt FG fast break from turnover in the paint, layup made (2)
15:34				3 SMITH JR. N assist (1)
15:13	1 GREEN JR. W foul drawn (1)			13 WALSH J foul shooting (1 - 3)
15:13	Timeout media			
15:13	4 BROOME J substitution out			
15:13	12 JASPER Z substitution out			
15:13	0 JOHNSON K substitution in			



**Arkansas at Auburn**

03/09/23 Bridgestone Arena, Nashville, Tennessee  
2023 SEC Men's Basketball Tournament

**Officials:** Terry Oglesby, Don Daily, Vladimir Voyard-Tadal

Game Time	AU	Score	Diff	ARK
15:13	44 CARDWELL D substitution in			
15:13				3 SMITH JR. N substitution out
15:13				1 COUNCIL IV R substitution in
15:13	1 GREEN JR. W free throw 1 - 3 made (1)	<b>3-10</b>	<b>-7</b>	
15:13	1 GREEN JR. W free throw 2 - 3 made (2)	<b>4-10</b>	<b>-6</b>	
15:13	1 GREEN JR. W free throw 3 - 3 made (3)	<b>5-10</b>	<b>-5</b>	
14:46				1 COUNCIL IV R 2pt FG in the paint, jump shot missed
14:42				13 WALSH J offensive rebound (1)
14:41		<b>5-12</b>	<b>-7</b>	13 WALSH J 2pt FG second chance in the paint, jump shot made (2)
14:26	1 GREEN JR. W 3pt FG , jump shot made (6)	<b>8-12</b>	<b>-4</b>	
14:02				4 DAVIS D 3pt FG , jump shot missed
13:59	22 FLANIGAN A defensive rebound (1)			
13:47	22 FLANIGAN A 2pt FG in the paint, floating jump shot made (2)	<b>10-12</b>	<b>-2</b>	
13:21		<b>10-15</b>	<b>-5</b>	4 DAVIS D 3pt FG , jump shot made (5)
13:21				13 WALSH J assist (1)
12:49	22 FLANIGAN A 3pt FG , jump shot missed			
12:46				4 DAVIS D defensive rebound (3)
12:43		<b>10-17</b>	<b>-7</b>	1 COUNCIL IV R 2pt FG fast break in the paint, dunk, made (2)
12:43				4 DAVIS D assist (2)
12:34	1 GREEN JR. W 3pt FG , jump shot made (9)	<b>13-17</b>	<b>-4</b>	
12:15				0 BLACK A 3pt FG , jump shot missed
12:12				15 MITCHELL M offensive rebound (1)
11:59		<b>13-19</b>	<b>-6</b>	13 WALSH J 2pt FG second chance in the paint, jump shot made (4)
11:59				15 MITCHELL M assist (1)
11:44	0 JOHNSON K 2pt FG in the paint, layup made (2)	<b>15-19</b>	<b>-4</b>	
11:44	44 CARDWELL D assist (1)			
11:15		<b>15-21</b>	<b>-6</b>	15 MITCHELL M 2pt FG in the paint, layup made (6)
10:52	1 GREEN JR. W 3pt FG , jump shot missed			
10:49				0 BLACK A defensive rebound (3)
10:47	1 GREEN JR. W foul shooting (1 - 3)			0 BLACK A foul drawn (1)
10:47	Timeout media			
10:47	1 GREEN JR. W substitution out			
10:47	2 WILLIAMS J substitution out			
10:47	22 FLANIGAN A substitution out			
10:47	44 CARDWELL D substitution out			
10:47	3 DONALDSON T substitution in			
10:47	4 BROOME J substitution in			
10:47	41 MOORE C substitution in			
10:47	24 BERMAN L substitution in			
10:47				4 DAVIS D substitution out
10:47				15 MITCHELL M substitution out
10:47				3 SMITH JR. N substitution in
10:47				22 MITCHELL M substitution in
10:47		<b>15-22</b>	<b>-7</b>	0 BLACK A free throw fast break 1 - 2 made (3)
10:47				13 WALSH J substitution out
10:47				11 GRAHAM J substitution in
10:47				0 BLACK A free throw fast break 2 - 2 missed
10:45	24 BERMAN L defensive rebound (1)			



**Arkansas at Auburn**

03/09/23 Bridgestone Arena, Nashville, Tennessee  
2023 SEC Men's Basketball Tournament

Officials: Terry Oglesby, Don Daily, Vladimir Voyard-Tadal

Game Time	AU	Score	Diff	ARK
10:32	41 MOORE C foul drawn (1)			11 GRAHAM J foul shooting (1 - 4)
10:32	41 MOORE C substitution out			
10:32	2 WILLIAMS J substitution in			
10:32	2 WILLIAMS J free throw 1 - 2 made (3)	<b>16-22</b>	<b>-6</b>	
10:32	2 WILLIAMS J free throw 2 - 2 made (4)	<b>17-22</b>	<b>-5</b>	
10:22	24 BERMAN L foul personal (1 - 4)			3 SMITH JR. N foul drawn (1)
10:22				0 BLACK A substitution out
10:22				4 DAVIS D substitution in
10:11				3 SMITH JR. N 3pt FG , jump shot missed
10:08	defensive rebound (4)			
09:50	4 BROOME J 2pt FG in the paint, jump shot missed			
09:46				22 MITCHELL M defensive rebound (1)
09:44		<b>17-24</b>	<b>-7</b>	11 GRAHAM J 2pt FG fast break in the paint, dunk, made (2)
09:44				4 DAVIS D assist (3)
09:23	0 JOHNSON K turnover lost ball (1)			1 COUNCIL IV R steal (2)
09:17				1 COUNCIL IV R 2pt FG from turnover in the paint, jump shot blocked
09:17	4 BROOME J block (1)			
09:13	4 BROOME J defensive rebound (2)			
09:08	4 BROOME J 2pt FG in the paint, layup made (2)	<b>19-24</b>	<b>-5</b>	
08:40				22 MITCHELL M substitution out
08:40				15 MITCHELL M substitution in
08:36				4 DAVIS D 3pt FG , jump shot missed
08:33	4 BROOME J defensive rebound (3)			
08:21	3 DONALDSON T 2pt FG outside the paint, jump shot missed			
08:18				3 SMITH JR. N defensive rebound (1)
08:03	0 JOHNSON K steal (1)			11 GRAHAM J turnover lost ball (1)
07:58	2 WILLIAMS J 3pt FG from turnover, jump shot missed			
07:55				4 DAVIS D defensive rebound (4)
07:31	4 BROOME J steal (1)			1 COUNCIL IV R turnover bad pass (1)
07:25	3 DONALDSON T 2pt FG from turnover in the paint, layup blocked			
07:25				1 COUNCIL IV R block (1)
07:21				4 DAVIS D defensive rebound (5)
07:22	Timeout media			
07:22	0 JOHNSON K substitution out			
07:22	2 WILLIAMS J substitution out			
07:22	3 DONALDSON T substitution out			
07:22	24 BERMAN L substitution out			
07:22	1 GREEN JR. W substitution in			
07:22	12 JASPER Z substitution in			
07:22	21 TRAORE Y substitution in			
07:22	22 FLANIGAN A substitution in			
07:22				1 COUNCIL IV R substitution out
07:22				11 GRAHAM J substitution out
07:22				0 BLACK A substitution in
07:22				13 WALSH J substitution in
07:01	21 TRAORE Y foul shooting (1 - 5)			13 WALSH J foul drawn (1)
07:01		<b>19-25</b>	<b>-6</b>	13 WALSH J free throw 1 - 2 made (5)
07:01		<b>19-26</b>	<b>-7</b>	13 WALSH J free throw 2 - 2 made (6)



**Arkansas at Auburn**

03/09/23 Bridgestone Arena, Nashville, Tennessee  
2023 SEC Men's Basketball Tournament

Officials: Terry Oglesby, Don Daily, Vladimir Voyard-Tadal

Game Time	AU	Score	Diff	ARK
06:38	4 BROOME J foul drawn (2)			15 MITCHELL M foul shooting (1 - 5)
06:38	4 BROOME J free throw 1 - 2 missed			
06:38	offensive dead ball rebound (1)			
06:38	4 BROOME J free throw 2 - 2 made (3)	<b>20-26</b>	<b>-6</b>	
06:28	1 GREEN JR. W foul drawn (2)			3 SMITH JR. N foul offensive (1 - 6)
06:28				3 SMITH JR. N turnover offensive (2)
06:28				3 SMITH JR. N substitution out
06:28				1 COUNCIL IV R substitution in
06:28	21 TRAORE Y substitution out			
06:28	2 WILLIAMS J substitution in			
06:08	4 BROOME J foul drawn (3)			15 MITCHELL M foul shooting (2 - 7)
06:08	4 BROOME J free throw 1 - 2 missed			
06:08	offensive dead ball rebound (2)			
06:08				15 MITCHELL M substitution out
06:08				22 MITCHELL M substitution in
06:08	4 BROOME J free throw 2 - 2 missed			
06:07				13 WALSH J defensive rebound (2)
05:49	4 BROOME J foul personal (2 - 6)			13 WALSH J foul drawn (2)
05:49	4 BROOME J substitution out			
05:49	44 CARDWELL D substitution in			
05:42				1 COUNCIL IV R 2pt FG outside the paint, jump shot missed
05:37				0 BLACK A offensive rebound (4)
05:37		<b>20-28</b>	<b>-8</b>	0 BLACK A 2pt FG second chance in the paint, layup made (5)
05:22	22 FLANIGAN A 3pt FG , jump shot missed			
05:19				13 WALSH J defensive rebound (3)
05:05		<b>20-30</b>	<b>-10</b>	1 COUNCIL IV R 2pt FG in the paint, dunk, made (4)
05:05				13 WALSH J assist (2)
04:48	44 CARDWELL D 2pt FG in the paint, layup made (2)	<b>22-30</b>	<b>-8</b>	
04:48	1 GREEN JR. W assist (1)			
04:48	44 CARDWELL D foul drawn (1)			22 MITCHELL M foul shooting (1 - 8)
04:48	44 CARDWELL D free throw 1 - 1 made (3)	<b>23-30</b>	<b>-7</b>	
04:36	12 JASPER Z foul personal (2 - 7)			0 BLACK A foul drawn (2)
04:36	12 JASPER Z substitution out			
04:36	0 JOHNSON K substitution in			
04:36		<b>23-31</b>	<b>-8</b>	0 BLACK A 1&1 free throw 1 made (6)
04:36		<b>23-32</b>	<b>-9</b>	0 BLACK A 1&1 free throw 2 made (7)
04:14	44 CARDWELL D 2pt FG in the paint, layup made (5)	<b>25-32</b>	<b>-7</b>	
04:14	1 GREEN JR. W assist (2)			
04:03	0 JOHNSON K foul personal (1 - 8)			0 BLACK A foul drawn (3)
04:03		<b>25-33</b>	<b>-8</b>	0 BLACK A 1&1 free throw 1 made (8)
04:03		<b>25-34</b>	<b>-9</b>	0 BLACK A 1&1 free throw 2 made (9)
03:43	1 GREEN JR. W foul drawn (3)			4 DAVIS D foul personal (1 - 9)
03:43				Timeout media
03:43	1 GREEN JR. W 1&1 free throw 1 made (10)	<b>26-34</b>	<b>-8</b>	
03:43	1 GREEN JR. W 1&1 free throw 2 made (11)	<b>27-34</b>	<b>-7</b>	
03:17	44 CARDWELL D foul shooting (1 - 9)			13 WALSH J foul drawn (3)
03:17				13 WALSH J free throw 1 - 2 missed
03:17				offensive dead ball rebound (1)
03:17		<b>27-35</b>	<b>-8</b>	13 WALSH J free throw 2 - 2 made (7)



Official Basketball Play by Play - First Half

**Arkansas at Auburn**

03/09/23 Bridgestone Arena, Nashville, Tennessee  
2023 SEC Men's Basketball Tournament

**Game Time:** 6:02 PM  
**Game Duration:** 2:10

**Officials:** Terry Oglesby, Don Daily, Vladimir Voyard-Tadal

Game Time	AU	Score	Diff	ARK
02:56	22 FLANIGAN A 2pt FG outside the paint, jump shot missed			
02:53				defensive rebound (17)
02:32				4 DAVIS D 2pt FG outside the paint, jump shot missed
02:27				13 WALSH J offensive rebound (4)
02:27		<b>27-37</b>	<b>-10</b>	13 WALSH J 2pt FG second chance in the paint, dunk, made (9)
02:20	44 CARDWELL D 2pt FG in the paint, dunk, made (7)	<b>29-37</b>	<b>-8</b>	
02:20	0 JOHNSON K assist (1)			
01:52				22 MITCHELL M turnover bad pass (1)
01:52				13 WALSH J substitution out
01:52				3 SMITH JR. N substitution in
01:41	0 JOHNSON K 2pt FG from turnover in the paint, layup made (4)	<b>31-37</b>	<b>-6</b>	
01:41	2 WILLIAMS J assist (1)			
01:25	1 GREEN JR. W steal (1)			0 BLACK A turnover bad pass (2)
01:21	0 JOHNSON K 2pt FG fast break from turnover in the paint, layup made (6)	<b>33-37</b>	<b>-4</b>	
01:21	1 GREEN JR. W assist (3)			
00:52				4 DAVIS D 3pt FG , jump shot missed
00:49	0 JOHNSON K defensive rebound (1)			
00:33	1 GREEN JR. W 2pt FG in the paint, jump shot missed			
00:31				4 DAVIS D defensive rebound (6)
00:02	2 WILLIAMS J steal (2)			4 DAVIS D turnover bad pass (1)
<b>END OF PERIOD</b>				
<b>AU 33-37 ARK</b>				



**Arkansas at Auburn**

03/09/23 Bridgestone Arena, Nashville, Tennessee  
2023 SEC Men's Basketball Tournament

Officials: Terry Oglesby, Don Daily, Vladimir Voyard-Tadal

**Arkansas - 37**

NO.	Name	F/G	Min	FG	3P	FT	Rebounds			Fouls		TP	AS	TO	ST	Blocks		+/-
				M-A	M-A	M-A	OR	DR	TOT	PF	FD					BS	BA	
20	Kamani Johnson	F	02:17	0-0	0-0	0-0	1	0	1	2	0	0	0	0	0	0	0	0
0	Anthony Black	G	17:00	2-3	0-1	5-6	1	3	4	0	3	9	1	2	0	0	0	4
1	Ricky Council IV	G	17:18	2-6	0-0	0-0	0	0	0	0	0	4	0	1	2	1	1	-4
3	Nick Smith Jr.	G	10:58	1-3	0-2	0-0	0	1	1	1	1	2	1	2	1	0	0	4
4	Davonte Davis	G	19:35	2-6	1-4	0-0	0	6	6	1	0	5	3	1	0	0	0	5
15	Makhi Mitchell		09:28	2-2	0-0	2-2	1	0	1	2	2	6	1	0	0	0	0	7
13	Jordan Walsh		11:44	3-3	0-0	3-4	2	2	4	1	3	9	2	0	0	0	0	9
11	Jalen Graham		03:25	1-1	0-0	0-0	0	0	0	1	0	2	0	1	0	0	0	-2
22	Makhel Mitchell		08:15	0-0	0-0	0-0	0	1	1	1	0	0	0	1	0	0	0	-3
Team							0	1	1			0		0				
<b>Totals</b>				13-24	1-7	10-12	5	14	19	9	9	37	8	8	3	1	1	4

Shooting By Period		
1st FG%	13-24	54.2%
3PT%	1-7	14.3%
FT%	10-12	83.3%
GM FG%	13-24	54.2%
3PT%	1-7	14.3%
FT%	10-12	83.3%

Dead Ball Rebounds: 1, 0

Technical Fouls::NONE

**Auburn - 33**

NO.	Name	F/G	Min	FG	3P	FT	Rebounds			Fouls		TP	AS	TO	ST	Blocks		+/-
				M-A	M-A	M-A	OR	DR	TOT	PF	FD					BS	BA	
2	Jaylin Williams	F	18:51	0-2	0-1	4-4	0	0	0	0	1	4	1	1	2	0	0	-2
4	Johni Broome	F	09:45	1-3	0-1	1-4	0	3	3	2	3	3	0	0	1	1	0	-8
1	Wendell Green Jr.	G	16:35	2-5	2-3	5-5	0	0	0	1	3	11	3	0	1	0	0	-5
12	Zep Jasper	G	07:33	0-1	0-1	0-0	0	0	0	2	0	0	0	1	0	0	0	-10
22	Allen Flanigan	G	16:35	1-4	0-2	0-0	0	1	1	0	0	2	0	1	0	0	0	-5
0	K.D. Johnson		12:27	3-3	0-0	0-0	0	1	1	1	0	6	1	1	1	0	0	6
44	Dylan Cardwell		10:15	3-3	0-0	1-1	0	0	0	1	1	7	1	0	0	0	0	4
3	Tre Donaldson		03:25	0-2	0-0	0-0	0	0	0	0	0	0	0	0	0	0	1	1
24	Lior Berman		03:25	0-0	0-0	0-0	0	1	1	1	0	0	0	0	0	0	0	1
41	Chris Moore		00:15	0-0	0-0	0-0	0	0	0	0	1	0	0	0	0	0	0	-1
21	Yohan Traore		00:54	0-0	0-0	0-0	0	0	0	1	0	0	0	0	0	0	0	-1
Team							0	1	1			0		0				
<b>Totals</b>				10-23	2-8	11-14	0	7	7	9	9	33	6	4	5	1	1	-4

Shooting By Period		
1st FG%	10-23	43.5%
3PT%	2-8	25.0%
FT%	11-14	78.6%
GM FG%	10-23	43.5%
3PT%	2-8	25.0%
FT%	11-14	78.6%

Dead Ball Rebounds: 2, 0

Technical Fouls::NONE

	ARK	AU
Biggest lead	10 (1 <sup>st</sup> 5:05)	2 (1 <sup>st</sup> 18:20)
Best Scoring Run	10(1 <sup>st</sup> 15:34)	6(1 <sup>st</sup> 1:21)
Lead Changes	1	
Times Tied	1	
Time with Lead	17:01	00:17

Points from	ARK	AU
Turnovers	6	4
Paint	24	16
Second Chance	8	0
Fast Breaks	9	2
Bench	17	13

	Period by Period Scoring		
	1st	2nd	TOT
ARK	37	39	76
AU	33	40	73



**Arkansas at Auburn**

**Officials:** Terry Oglesby, Don Daily, Vladimir Voyard-Tadal

**Period 2**

**Quarter Starters:**

<b>AU</b>	1 Green Jr. W	2 Williams J	4 Broome J	12 Jasper Z	22 Flanigan A
<b>ARK</b>	0 Black A	1 Council IV R	3 Smith Jr. N	4 Davis D	20 Johnson K

Game Time	AU	Score	Diff	ARK
20:00	0 JOHNSON K substitution out			
20:00	44 CARDWELL D substitution out			
20:00	4 BROOME J substitution in			
20:00	12 JASPER Z substitution in			
20:00				22 MITCHELL M substitution out
20:00				20 JOHNSON K substitution in
19:50		<b>33-39</b>	<b>-6</b>	0 BLACK A 2pt FG in the paint, layup made (11)
19:38	1 GREEN JR. W turnover bad pass (1)			0 BLACK A steal (1)
19:31		<b>33-42</b>	<b>-9</b>	3 SMITH JR. N 3pt FG fast break from turnover, jump shot made (5)
19:31				0 BLACK A assist (2)
18:53	1 GREEN JR. W 3pt FG , step back jump shot missed			
18:49				4 DAVIS D defensive rebound (7)
18:38	12 JASPER Z foul personal (3 - 1)			3 SMITH JR. N foul drawn (2)
18:37	12 JASPER Z substitution out			
18:37	0 JOHNSON K substitution in			
18:22		<b>33-44</b>	<b>-11</b>	20 JOHNSON K 2pt FG in the paint, layup made (2)
18:22				3 SMITH JR. N assist (2)
18:02	4 BROOME J 2pt FG in the paint, layup made (5)	<b>35-44</b>	<b>-9</b>	
17:47		<b>35-46</b>	<b>-11</b>	20 JOHNSON K 2pt FG in the paint, layup made (4)
17:47				0 BLACK A assist (3)
17:30	2 WILLIAMS J foul drawn (2)			0 BLACK A foul personal (1 - 1)
17:30	2 WILLIAMS J substitution out			
17:30	41 MOORE C substitution in			
17:25	22 FLANIGAN A turnover bad pass (2)			0 BLACK A steal (2)
17:23	22 FLANIGAN A steal (1)			0 BLACK A turnover lost ball (3)
17:19	41 MOORE C 2pt FG fast break from turnover in the paint, layup missed			
17:19				20 JOHNSON K defensive rebound (2)
17:00		<b>35-48</b>	<b>-13</b>	3 SMITH JR. N 2pt FG in the paint, dunk, made (7)
17:00				0 BLACK A assist (4)
16:55	0 JOHNSON K 3pt FG , jump shot missed			
16:40	22 FLANIGAN A offensive rebound (2)			
16:34	22 FLANIGAN A 2pt FG second chance in the paint, layup made (4)	<b>37-48</b>	<b>-11</b>	
16:34				0 BLACK A 2pt FG outside the paint, jump shot missed
16:33				20 JOHNSON K offensive rebound (3)
16:33				20 JOHNSON K turnover out of bounds (1)
16:33				20 JOHNSON K substitution out
16:33				15 MITCHELL M substitution in
16:21	0 JOHNSON K turnover bad pass (2)			3 SMITH JR. N steal (2)
16:15	1 GREEN JR. W steal (2)			4 DAVIS D turnover lost ball (2)
16:10	4 BROOME J 2pt FG fast break from turnover in the paint, layup made (7)	<b>39-48</b>	<b>-9</b>	





**Arkansas at Auburn**

03/09/23 Bridgestone Arena, Nashville, Tennessee  
2023 SEC Men's Basketball Tournament

**Officials:** Terry Oglesby, Don Daily, Vladimir Voyard-Tadal

Game Time	AU	Score	Diff	ARK
16:10	41 MOORE C assist (1)			
15:45	22 FLANIGAN A foul shooting (1 - 2)			0 BLACK A foul drawn (4)
15:45	Timeout media			
15:45	22 FLANIGAN A substitution out			
15:45	24 BERMAN L substitution in			
15:45		<b>39-49</b>	<b>-10</b>	0 BLACK A free throw 1 - 2 made (12)
15:45		<b>39-50</b>	<b>-11</b>	0 BLACK A free throw 2 - 2 made (13)
15:34	1 GREEN JR. W 2pt FG outside the paint, jump shot missed			
15:30	0 JOHNSON K offensive rebound (2)			
15:28	0 JOHNSON K 2pt FG second chance outside the paint, jump shot missed			
15:26				3 SMITH JR. N defensive rebound (2)
15:19	24 BERMAN L steal (1)			15 MITCHELL M turnover lost ball (1)
15:11	24 BERMAN L turnover travel (1)			
14:54				15 MITCHELL M 2pt FG from turnover in the paint, layup missed
14:49				15 MITCHELL M offensive rebound (2)
14:49				15 MITCHELL M 2pt FG from turnover second chance in the paint, layup missed
14:47				0 BLACK A offensive rebound (5)
14:47		<b>39-52</b>	<b>-13</b>	3 SMITH JR. N 2pt FG from turnover second chance in the paint, jump shot made (9)
14:47				0 BLACK A assist (5)
14:47	24 BERMAN L foul shooting (2 - 3)			3 SMITH JR. N foul drawn (3)
14:47				1 COUNCIL IV R substitution out
14:47				13 WALSH J substitution in
14:47				3 SMITH JR. N free throw 1 - 1 missed
14:45	24 BERMAN L defensive rebound (2)			
14:32	4 BROOME J 2pt FG in the paint, jump shot missed			
14:28				15 MITCHELL M defensive rebound (3)
14:08				3 SMITH JR. N 3pt FG , jump shot missed
14:05				0 BLACK A offensive rebound (6)
14:04		<b>39-54</b>	<b>-15</b>	0 BLACK A 2pt FG second chance in the paint, jump shot made (15)
13:54	Timeout 30 Sec			
13:54	24 BERMAN L substitution out			
13:54	22 FLANIGAN A substitution in			
13:48	0 JOHNSON K 2pt FG in the paint, layup made (8)	<b>41-54</b>	<b>-13</b>	
13:27	0 JOHNSON K steal (2)			4 DAVIS D turnover bad pass (3)
13:22	0 JOHNSON K 2pt FG fast break from turnover in the paint, layup made (10)	<b>43-54</b>	<b>-11</b>	
13:15	22 FLANIGAN A steal (2)			3 SMITH JR. N turnover lost ball (3)
13:13	22 FLANIGAN A 2pt FG fast break from turnover in the paint, layup made (6)	<b>45-54</b>	<b>-9</b>	
13:13	0 JOHNSON K assist (2)			
13:13	22 FLANIGAN A foul drawn (1)			0 BLACK A foul shooting (2 - 2)
13:13				Timeout 30 Sec
13:13				3 SMITH JR. N substitution out
13:13				1 COUNCIL IV R substitution in
13:13	22 FLANIGAN A free throw fast break 1 - 1 missed			
13:12				4 DAVIS D defensive rebound (8)
12:45	1 GREEN JR. W foul shooting (2 - 4)			1 COUNCIL IV R foul drawn (1)



**Arkansas at Auburn**

03/09/23 Bridgestone Arena, Nashville, Tennessee  
2023 SEC Men's Basketball Tournament

Officials: Terry Oglesby, Don Daily, Vladimir Voyard-Tadal

Game Time	AU	Score	Diff	ARK
12:45	41 MOORE C substitution out			
12:45	2 WILLIAMS J substitution in			
12:45		<b>45-55</b>	<b>-10</b>	1 COUNCIL IV R free throw 1 - 3 made (5)
12:45				1 COUNCIL IV R free throw 2 - 3 missed
12:45				offensive dead ball rebound (2)
12:45				1 COUNCIL IV R free throw 3 - 3 missed
12:44	22 FLANIGAN A defensive rebound (3)			
12:22	22 FLANIGAN A foul drawn (2)			13 WALSH J foul shooting (2 - 3)
12:22	22 FLANIGAN A free throw 1 - 2 missed			
12:22	offensive dead ball rebound (3)			
12:22	22 FLANIGAN A free throw 2 - 2 made (7)	<b>46-55</b>	<b>-9</b>	
12:09		<b>46-57</b>	<b>-11</b>	0 BLACK A 2pt FG in the paint, driving layup made (17)
11:52	2 WILLIAMS J 2pt FG in the paint, layup missed			
11:50				defensive rebound (29)
11:50	Timeout media			
11:50	1 GREEN JR. W substitution out			
11:50	4 BROOME J substitution out			
11:50	3 DONALDSON T substitution in			
11:50	44 CARDWELL D substitution in			
11:50				15 MITCHELL M substitution out
11:50				20 JOHNSON K substitution in
11:30		<b>46-59</b>	<b>-13</b>	13 WALSH J 2pt FG in the paint, layup made (11)
11:30				0 BLACK A assist (6)
11:18	0 JOHNSON K foul drawn (1)			1 COUNCIL IV R foul shooting (1 - 4)
11:18	0 JOHNSON K free throw 1 - 2 made (11)	<b>47-59</b>	<b>-12</b>	
11:18	0 JOHNSON K free throw 2 - 2 made (12)	<b>48-59</b>	<b>-11</b>	
10:54	3 DONALDSON T foul personal (1 - 5)			1 COUNCIL IV R foul drawn (2)
10:35				13 WALSH J 2pt FG in the paint, jump shot blocked
10:35	44 CARDWELL D block (1)			
10:31	3 DONALDSON T defensive rebound (1)			
10:28	0 JOHNSON K 3pt FG fast break, jump shot made (15)	<b>51-59</b>	<b>-8</b>	
10:28	3 DONALDSON T assist (1)			
09:59				0 BLACK A 3pt FG , jump shot missed
09:56				4 DAVIS D offensive rebound (9)
09:41	0 JOHNSON K foul personal (2 - 6)			20 JOHNSON K foul drawn (1)
09:41				20 JOHNSON K foul class A technical (3 - 5)
09:41				20 JOHNSON K turnover offensive (2)
09:41				13 WALSH J substitution out
09:41				20 JOHNSON K substitution out
09:41				3 SMITH JR. N substitution in
09:41				22 MITCHELL M substitution in
09:41	0 JOHNSON K free throw 1 - 2 made (16)	<b>52-59</b>	<b>-7</b>	
09:41	0 JOHNSON K free throw 2 - 2 made (17)	<b>53-59</b>	<b>-6</b>	
09:41				22 MITCHELL M substitution out
09:41				15 MITCHELL M substitution in
09:26	2 WILLIAMS J 3pt FG , jump shot missed			
09:23	44 CARDWELL D offensive rebound (1)			
09:15	0 JOHNSON K 2pt FG second chance in the paint, driving layup made (19)	<b>55-59</b>	<b>-4</b>	



**Arkansas at Auburn**

03/09/23 Bridgestone Arena, Nashville, Tennessee  
2023 SEC Men's Basketball Tournament

**Officials:** Terry Oglesby, Don Daily, Vladimir Voyard-Tadal

Game Time	AU	Score	Diff	ARK
08:58		<b>55-62</b>	<b>-7</b>	3 SMITH JR. N 3pt FG , jump shot made (12)
08:58				15 MITCHELL M assist (2)
08:25	22 FLANIGAN A 3pt FG , jump shot made (10)	<b>58-62</b>	<b>-4</b>	
08:25	3 DONALDSON T assist (2)			
08:07		<b>58-64</b>	<b>-6</b>	0 BLACK A 2pt FG in the paint, jump shot made (19)
08:07	22 FLANIGAN A foul shooting (2 - 7)			0 BLACK A foul drawn (5)
08:07	0 JOHNSON K substitution out			
08:07	3 DONALDSON T substitution out			
08:07	44 CARDWELL D substitution out			
08:07	1 GREEN JR. W substitution in			
08:07	4 BROOME J substitution in			
08:07	12 JASPER Z substitution in			
08:07				0 BLACK A free throw 1 - 1 missed
08:06	2 WILLIAMS J defensive rebound (1)			
07:51	2 WILLIAMS J 2pt FG in the paint, jump shot missed			
07:49				1 COUNCIL IV R defensive rebound (1)
07:33				3 SMITH JR. N 2pt FG in the paint, jump shot missed
07:28				15 MITCHELL M offensive rebound (4)
07:28		<b>58-66</b>	<b>-8</b>	15 MITCHELL M 2pt FG second chance in the paint, dunk, made (8)
07:13	4 BROOME J 2pt FG in the paint, layup made (9)	<b>60-66</b>	<b>-6</b>	
07:13	1 GREEN JR. W assist (4)			
06:50				1 COUNCIL IV R 2pt FG outside the paint, jump shot missed
06:47	4 BROOME J defensive rebound (4)			
06:42	1 GREEN JR. W foul drawn (4)			4 DAVIS D foul personal (2 - 6)
06:42	Timeout media			
06:37	1 GREEN JR. W turnover bad pass (2)			15 MITCHELL M steal (1)
06:29				3 SMITH JR. N 2pt FG from turnover in the paint, layup missed
06:27				1 COUNCIL IV R offensive rebound (2)
06:26	12 JASPER Z foul shooting (4 - 8)			1 COUNCIL IV R foul drawn (3)
06:26		<b>60-67</b>	<b>-7</b>	1 COUNCIL IV R free throw 1 - 2 made (6)
06:26				3 SMITH JR. N substitution out
06:26				13 WALSH J substitution in
06:26		<b>60-68</b>	<b>-8</b>	1 COUNCIL IV R free throw 2 - 2 made (7)
06:02	22 FLANIGAN A 2pt FG outside the paint, jump shot missed			
05:59	4 BROOME J offensive rebound (5)			
06:00	4 BROOME J foul drawn (4)			15 MITCHELL M foul shooting (3 - 7)
06:00	4 BROOME J free throw 1 - 2 missed			
06:00	offensive dead ball rebound (4)			
06:00	2 WILLIAMS J substitution out			
06:00	12 JASPER Z substitution out			
06:00	0 JOHNSON K substitution in			
06:00	41 MOORE C substitution in			
06:00				1 COUNCIL IV R substitution out
06:00				3 SMITH JR. N substitution in
06:00	4 BROOME J free throw 2 - 2 missed			
05:57				15 MITCHELL M defensive rebound (5)
05:27				turnover shot clock (16)
05:03	22 FLANIGAN A 3pt FG from turnover, jump shot made (13)	<b>63-68</b>	<b>-5</b>	



**Arkansas at Auburn**

03/09/23 Bridgestone Arena, Nashville, Tennessee  
2023 SEC Men's Basketball Tournament

Officials: Terry Oglesby, Don Daily, Vladimir Voyard-Tadal

Game Time	AU	Score	Diff	ARK
04:33				3 SMITH JR. N 2pt FG in the paint, jump shot missed
04:30				15 MITCHELL M offensive rebound (6)
04:29		<b>63-70</b>	<b>-7</b>	15 MITCHELL M 2pt FG second chance in the paint, layup made (10)
04:15	0 JOHNSON K 2pt FG in the paint, jump shot blocked			
04:15				13 WALSH J block (1)
04:11	4 BROOME J offensive rebound (6)			
04:10	4 BROOME J 2pt FG second chance in the paint, layup made (11)	<b>65-70</b>	<b>-5</b>	
03:45	41 MOORE C foul drawn (2)			0 BLACK A foul offensive (3 - 8)
03:45				0 BLACK A turnover offensive (4)
03:45	Timeout media			
03:31	4 BROOME J 2pt FG from turnover in the paint, layup made (13)	<b>67-70</b>	<b>-3</b>	
03:31	0 JOHNSON K assist (3)			
03:08	4 BROOME J steal (2)			0 BLACK A turnover lost ball (5)
03:06	0 JOHNSON K foul drawn (2)			0 BLACK A foul personal (4 - 9)
03:06	0 JOHNSON K 1&1 free throw 1 made (20)	<b>68-70</b>	<b>-2</b>	
03:06	0 JOHNSON K 1&1 free throw 2 missed			
03:04				3 SMITH JR. N defensive rebound (3)
02:48	41 MOORE C steal (1)			13 WALSH J turnover bad pass (1)
02:47	41 MOORE C foul drawn (3)			4 DAVIS D foul personal (3 - 10)
02:47	41 MOORE C free throw fast break 1 - 2 made (1)	<b>69-70</b>	<b>-1</b>	
02:47				13 WALSH J substitution out
02:47				1 COUNCIL IV R substitution in
02:47	41 MOORE C free throw fast break 2 - 2 missed			
02:43	41 MOORE C offensive rebound (1)			
02:25	22 FLANIGAN A 3pt FG second chance, step back jump shot missed			
02:23				defensive dead ball rebound (3)
01:54		<b>69-72</b>	<b>-3</b>	15 MITCHELL M 2pt FG in the paint, layup made (12)
01:34	jump ball situation			
01:34	41 MOORE C substitution out			
01:34	2 WILLIAMS J substitution in			
01:30	2 WILLIAMS J 2pt FG in the paint, jump shot made (6)	<b>71-72</b>	<b>-1</b>	
01:30	22 FLANIGAN A assist (1)			
01:01				0 BLACK A 2pt FG in the paint, layup missed
00:59	4 BROOME J defensive rebound (7)			
00:41	22 FLANIGAN A 2pt FG in the paint, jump shot made (15)	<b>73-72</b>	<b>1</b>	
00:16		<b>73-74</b>	<b>-1</b>	3 SMITH JR. N 2pt FG outside the paint, jump shot made (14)
00:12	1 GREEN JR. W turnover bad pass (3)			4 DAVIS D steal (1)
00:12	4 BROOME J foul personal (3 - 9)			4 DAVIS D foul drawn (1)
00:12		<b>73-75</b>	<b>-2</b>	4 DAVIS D 1&1 free throw 1 made (6)
00:12		<b>73-76</b>	<b>-3</b>	4 DAVIS D 1&1 free throw 2 made (7)
00:12				15 MITCHELL M substitution out
00:12				13 WALSH J substitution in
00:12	Timeout 60 Sec			
00:03	Timeout 30 Sec			
00:00	1 GREEN JR. W 3pt FG , jump shot missed			
00:00				4 DAVIS D defensive rebound (10)
<b>END OF GAME</b>				



Official Basketball Play by Play - Second Half

### Arkansas at Auburn

03/09/23 Bridgestone Arena, Nashville, Tennessee  
2023 SEC Men's Basketball Tournament

**Game Time:** 6:02 PM  
**Game Duration:** 2:10

**Officials:** Terry Oglesby, Don Daily, Vladimir Vyard-Tadal

Game Time	AU	Score	Diff	ARK
AU 73-76 ARK				



**Arkansas at Auburn**

03/09/23 Bridgestone Arena, Nashville, Tennessee  
2023 SEC Men's Basketball Tournament

Officials: Terry Oglesby, Don Daily, Vladimir Voyard-Tadal

**Arkansas - 39**

NO.	Name	F	Min	FG			Rebounds			Fouls		TP	AS	TO	ST	Blocks		+/-
				M-A	M-A	M-A	OR	DR	TOT	PF	FD					BS	BA	
20	Kamani Johnson	F	05:36	2-2	0-0	0-0	1	1	2	1	1	4	0	2	0	0	0	4
0	Anthony Black	G	20:00	4-7	0-1	2-3	2	0	2	4	2	10	5	3	2	0	0	-1
1	Ricky Council IV	G	15:13	0-1	0-0	3-5	1	1	2	1	3	3	0	0	0	0	0	10
3	Nick Smith Jr.	G	16:02	5-9	2-3	0-1	0	2	2	0	2	12	1	1	1	0	0	-1
4	Davonte Davis	G	20:00	0-0	0-0	2-2	1	3	4	2	1	2	0	2	1	0	0	-1
15	Makhi Mitchell		14:11	3-5	0-0	0-0	3	2	5	1	0	6	1	1	1	0	0	-3
13	Jordan Walsh		08:58	1-2	0-0	0-0	0	0	0	1	0	2	0	1	0	1	1	-11
22	Makhel Mitchell		00:00	0-0	0-0	0-0	0	0	0	0	0	0	0	0	0	0	0	-2
Team							0	1	1			0		1				
<b>Totals</b>				15-26	2-4	7-11	8	10	18	10	9	39	7	11	5	1	1	-1

Shooting By Period		
2 <sup>nd</sup> FG%	15-26	57.7%
3PT%	2-4	50.0%
FT%	7-11	63.6%
GM FG%	15-26	57.7%
3PT%	2-4	50.0%
FT%	7-11	63.6%

Dead Ball Rebounds: 1, 1

Technical Fouls: Johnson 2<sup>nd</sup> 9:41

**Auburn - 40**

NO.	Name	F	Min	FG			Rebounds			Fouls		TP	AS	TO	ST	Blocks		+/-
				M-A	M-A	M-A	OR	DR	TOT	PF	FD					BS	BA	
2	Jaylin Williams	F	10:49	1-4	0-1	0-0	0	1	1	0	1	2	0	0	0	0	0	-6
4	Johni Broome	F	16:17	5-6	0-0	0-2	2	2	4	1	1	10	0	0	1	0	0	-4
1	Wendell Green Jr.	G	16:17	0-3	0-2	0-0	0	0	0	1	1	0	1	3	1	0	0	-4
12	Zep Jasper	G	03:30	0-0	0-0	0-0	0	0	0	2	0	0	0	0	0	0	0	-7
22	Allen Flanigan	G	18:09	5-7	2-3	1-3	1	1	2	2	2	13	1	1	2	0	0	7
0	K.D. Johnson		16:30	4-7	1-2	5-6	1	0	1	1	2	14	2	1	1	0	1	8
41	Chris Moore		09:11	0-1	0-0	1-2	1	0	1	0	2	1	1	0	1	0	0	7
24	Lior Berman		01:51	0-0	0-0	0-0	0	1	1	1	0	0	0	1	1	0	0	-6
3	Tre Donaldson		03:43	0-0	0-0	0-0	0	1	1	1	0	0	2	0	0	0	0	5
44	Dylan Cardwell		03:43	0-0	0-0	0-0	1	0	1	0	0	0	0	0	0	1	0	5
Team							0	0	0			0		0				
<b>Totals</b>				15-28	3-8	7-13	6	6	12	9	9	40	7	6	7	1	1	1

Shooting By Period		
2 <sup>nd</sup> FG%	15-28	53.6%
3PT%	3-8	37.5%
FT%	7-13	53.8%
GM FG%	15-28	53.6%
3PT%	3-8	37.5%
FT%	7-13	53.8%

Dead Ball Rebounds: 2, 0

Technical Fouls::NONE

	ARK	AU
Biggest lead	15 (2 <sup>nd</sup> 14:04)	1 (2 <sup>nd</sup> 0:41)
Best Scoring Run	7(2 <sup>nd</sup> 18:22)	9(2 <sup>nd</sup> 9:15)
Lead Changes	2	
Times Tied	0	
Time with Lead	19:25	00:25

	ARK	AU
Points from		
Turnovers	9	15
Paint	24	24
Second Chance	10	6
Fast Breaks	3	10
Bench	8	15

	Period by Period Scoring		
	1st	2nd	TOT
ARK	37	39	76
AU	33	40	73



**Arkansas at Auburn**

03/09/23 Bridgestone Arena, Nashville, Tennessee  
2023 SEC Men's Basketball Tournament

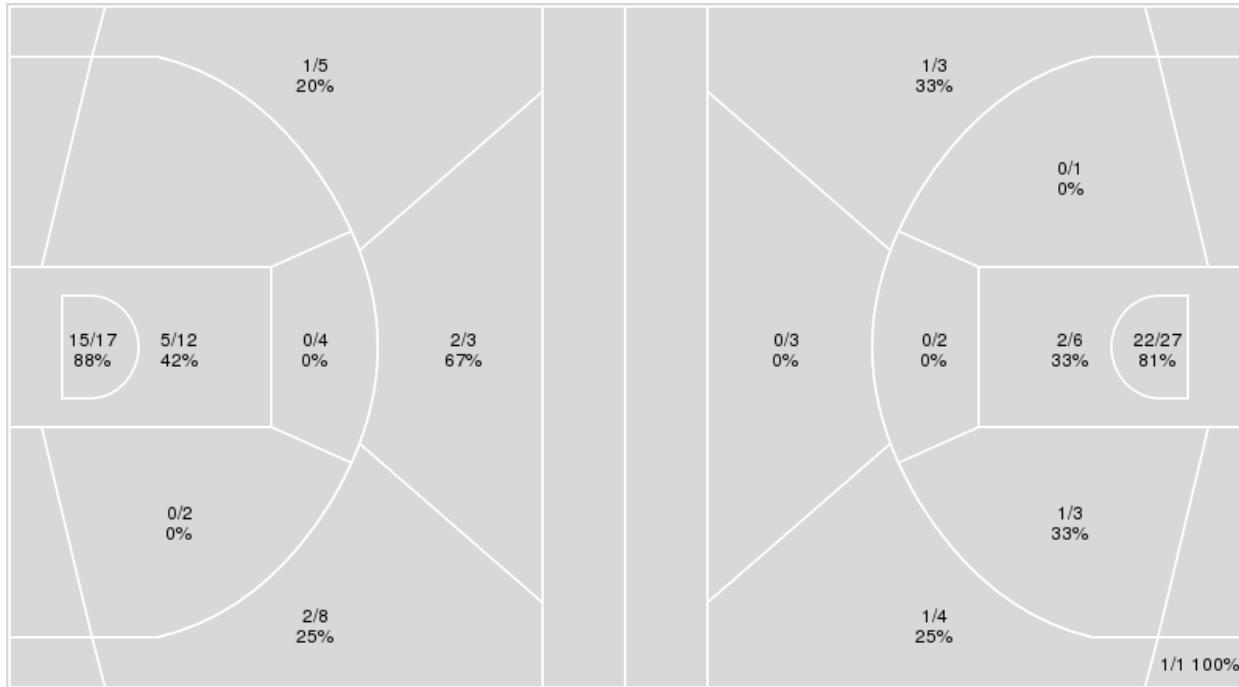
**Officials:** Terry Oglesby, Don Daily, Vladimir Voyard-Tadal

{ Players => 0, 1, 2, 3, 4, 41, 10, 12, 14, 20, 21, 22, 23, 24, 25, 42, 44, 55; } FG Types => All; Results => All;

{ Players => 0, 1, 2, 3, 4, 5, 11, 12, 13, 15, 20, 21, 22, 23, 45; } FG Types => All; Results => All;

**Auburn**

**Arkansas**



Auburn	M/A	%
Field Goals	25/51	49
2 Points	20/35	57
3 Points	5/16	31
Free Throws	18/27	67

Arkansas	M/A	%
Field Goals	28/50	56
2 Points	25/39	64
3 Points	3/11	27
Free Throws	17/23	74



**Arkansas at Auburn**

03/09/23 Bridgestone Arena, Nashville, Tennessee  
2023 SEC Men's Basketball Tournament

Officials: Terry Oglesby, Don Daily, Vladimir Voyard-Tadal

**Arkansas**

No	Name	Mins		Score		Points Diff		Points per Min		Assists		Rebounds		Steals		Turnovers	
		On	Off	On	Off	On	Off	On	Off	On	Off	On	Off	On	Off	On	Off
0	Anthony Black	37:00	03:00	74 - 71	2 - 2	3	0	2.00	0.67	14	1	33	4	7	1	17	2
1	Ricky Council IV	32:31	07:29	63 - 57	13 - 16	6	-3	1.94	1.74	13	2	31	6	7	1	12	7
3	Nick Smith Jr.	27:00	13:00	48 - 45	28 - 28	3	0	1.78	2.15	10	5	25	12	8	0	17	2
4	Davonte Davis	39:35	00:25	75 - 71	1 - 2	4	-1	1.89	2.40	15	0	37	0	8	0	19	0
11	Jalen Graham	03:25	36:35	2 - 4	74 - 69	-2	5	0.59	2.02	1	14	4	33	1	7	2	17
13	Jordan Walsh	20:42	19:18	42 - 44	34 - 29	-2	5	2.03	1.76	7	8	19	18	1	7	9	10
15	Makhi Mitchell	23:39	16:21	47 - 43	29 - 30	4	-1	1.99	1.77	7	8	22	15	5	3	12	7
20	Kamani Johnson	07:53	32:07	15 - 11	61 - 62	4	-1	1.90	1.90	6	9	7	30	2	6	4	15
22	Makhel Mitchell	08:15	31:45	14 - 19	62 - 54	-5	8	1.70	1.95	2	13	7	30	1	7	3	16

**Auburn**

No	Name	Mins		Score		Points Diff		Points per Min		Assists		Rebounds		Steals		Turnovers	
		On	Off	On	Off	On	Off	On	Off	On	Off	On	Off	On	Off	On	Off
0	K.D. Johnson	28:57	11:03	65 - 51	8 - 25	14	-17	2.25	0.72	11	2	15	4	11	1	5	5
1	Wendell Green Jr.	32:52	07:08	57 - 66	16 - 10	-9	6	1.73	2.24	11	2	13	6	10	2	9	1
2	Jaylin Williams	29:40	10:20	53 - 61	20 - 15	-8	5	1.79	1.94	10	3	13	6	5	7	7	3
3	Tre Donaldson	07:08	32:52	16 - 10	57 - 66	6	-9	2.24	1.73	2	11	6	13	2	10	1	9
4	Johni Broome	26:02	13:58	35 - 47	38 - 29	-12	9	1.34	2.72	5	8	15	4	10	2	10	0
12	Zep Jasper	11:03	28:57	8 - 25	65 - 51	-17	14	0.72	2.25	2	11	4	15	1	11	5	5
21	Yohan Traore	00:54	39:06	1 - 2	72 - 74	-1	-2	1.11	1.84	0	13	0	19	0	12	0	10
22	Allen Flanigan	34:44	05:16	69 - 67	4 - 9	2	-5	1.99	0.76	13	0	13	6	9	3	8	2
24	Lior Berman	05:16	34:44	4 - 9	69 - 67	-5	2	0.76	1.99	0	13	6	13	3	9	2	8
41	Chris Moore	09:26	30:34	19 - 13	54 - 63	6	-9	2.01	1.77	3	10	6	13	7	5	3	7
44	Dylan Cardwell	13:58	26:02	38 - 29	35 - 47	9	-12	2.72	1.34	8	5	4	15	2	10	0	10



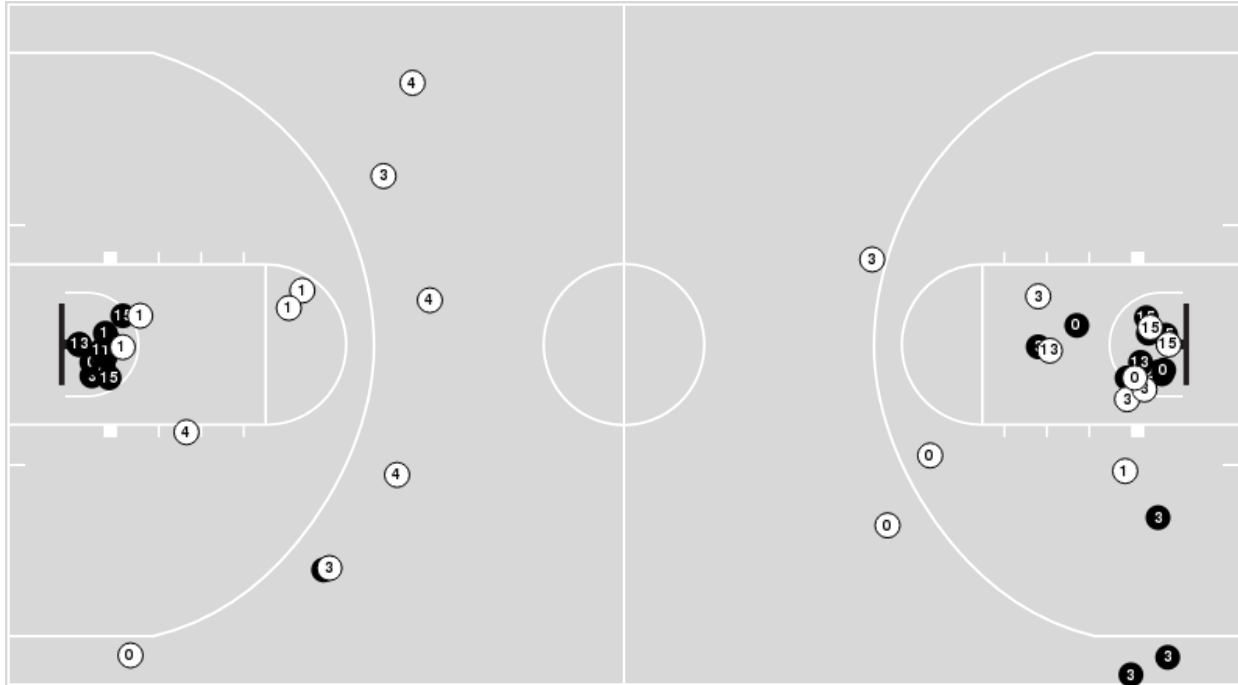


Officials: Terry Oglesby, Don Daily, Vladimir Voyard-Tadal

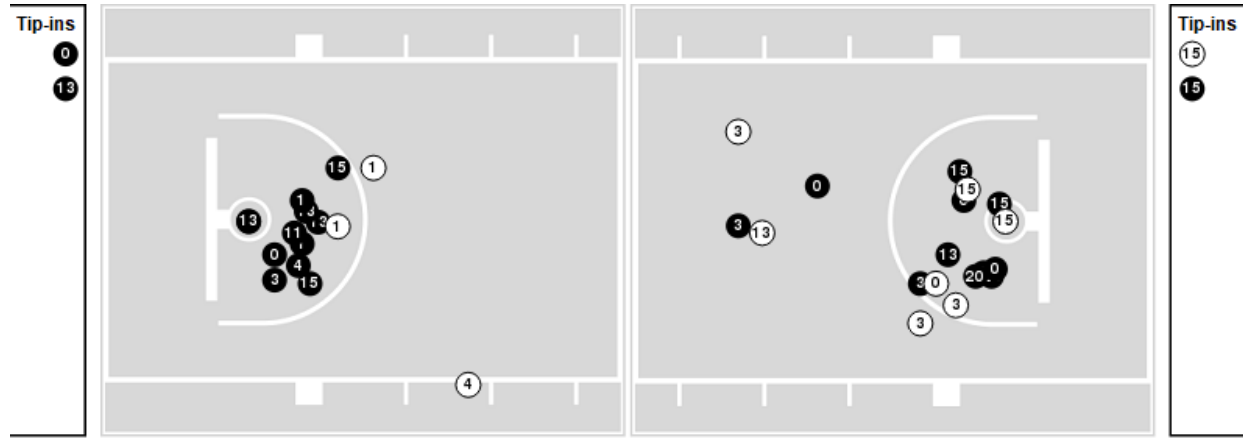
Players => 0, 1, 2, 3, 4, 5, 11, 12, 13, 15, 20, 21, 22, 23, 45FG Types=>AllResults=>All

**Arkansas**

**All Field Goals**



**Blow Up Chart**



● Made ○ Missed N - Player Number

Arkansas	M/A	%
Field Goals	28/50	56
2 Points	25/39	64
3 Points	3/11	27
Free Throws	17/23	74

Arkansas	M/A	%
Points in the Paint	48 (24 / 33)	73
Fast Break Points	12 (7/8)	88
Second Chance Points	18 (10/13)	77
Effective FG%	59	



**Arkansas at Auburn**

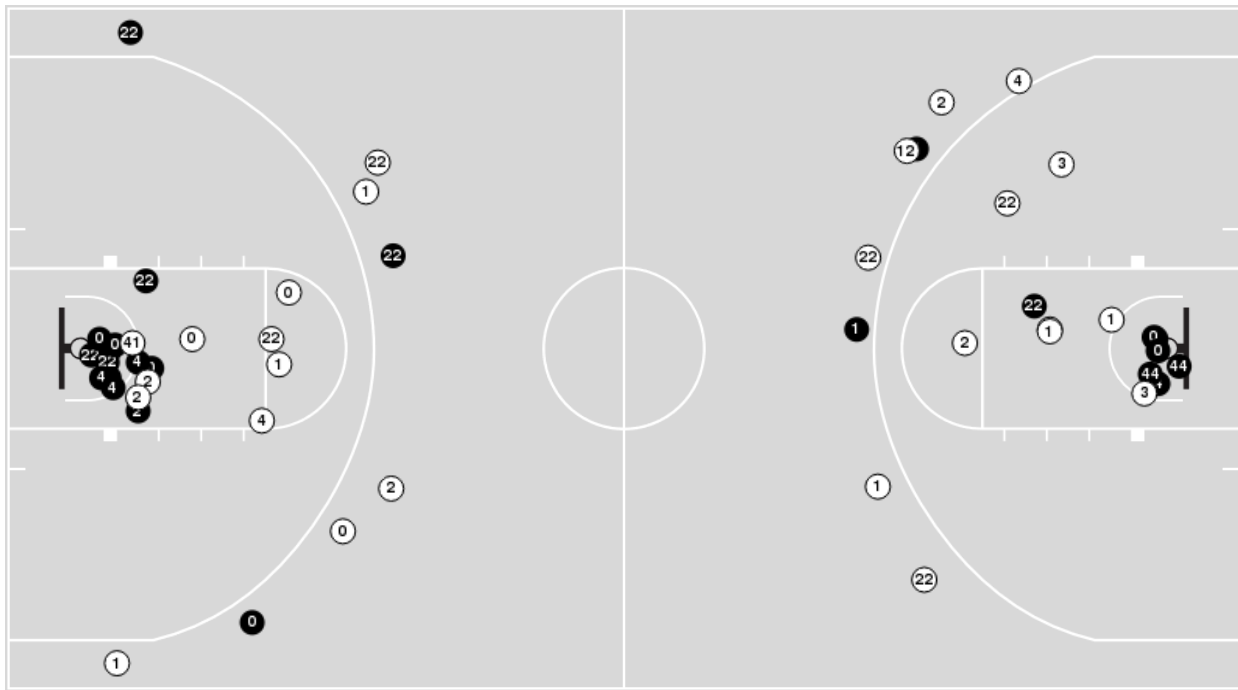
03/09/23 Bridgestone Arena, Nashville, Tennessee  
2023 SEC Men's Basketball Tournament

Officials: Terry Oglesby, Don Daily, Vladimir Voyard-Tadal

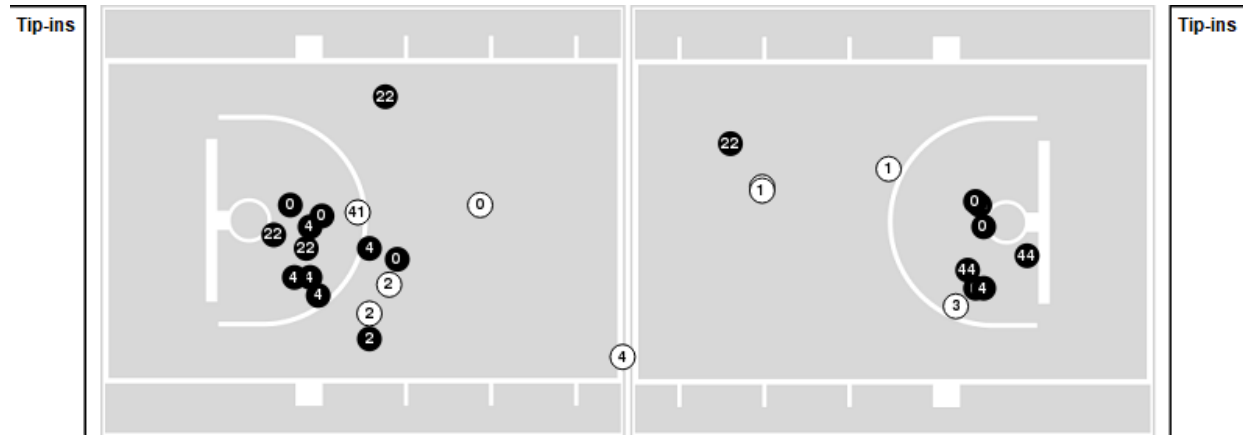
Players => 0, 1, 2, 3, 4, 41, 10, 12, 14, 20, 21, 22, 23, 24, 25, 42, 44, 55FG Types=>AllResults=>All

**Auburn**

**All Field Goals**



**Blow Up Chart**



● Made ○ Missed N - Player Number

Auburn	M/A	%
Field Goals	25/51	49
2 Points	20/35	57
3 Points	5/16	31
Free Throws	18/27	67

Auburn	M/A	%
Points in the Paint	40 (20 / 29)	69
Fast Break Points	12 (6/9)	67
Second Chance Points	6 (3/7)	43
Effective FG%	54	



**Arkansas at Auburn**

03/09/23 Bridgestone Arena, Nashville, Tennessee  
2023 SEC Men's Basketball Tournament

Game Time: 6:02 PM  
Game Duration: 2:10

Officials: Terry Oglesby, Don Daily, Vladimir Voyard-Tadal

**Arkansas**

Lineup	Quarter On	Time On	Quarter Off	Time Off	Time on Court	Score	Score Diff	Reb	Stl	Tov	Ass	PPP
0- Black A/ 1- Council IV R/ 3- Smith Jr. N/ 4- Davis D/ 20- Johnson K/	1	20:00	1	17:43	02:17	2-2	0	3	0	1	1	0.6667
0- Black A/ 1- Council IV R/ 3- Smith Jr. N/ 4- Davis D/ 15- Mitchell M/	1	17:43	1	17:01	00:42	1-0	1	1	1	1	0	0.6944
0- Black A/ 3- Smith Jr. N/ 4- Davis D/ 13- Walsh J/ 15- Mitchell M/	1	17:01	1	15:13	01:48	7-0	7	1	1	0	2	2.0349
0- Black A/ 1- Council IV R/ 4- Davis D/ 13- Walsh J/ 15- Mitchell M/	1	15:13	1	10:47	04:26	11-13	-2	4	0	0	3	1.8333
0- Black A/ 1- Council IV R/ 3- Smith Jr. N/ 13- Walsh J/ 22- Mitchell M/	1	10:47	1	10:47	00:00	1-0	1	0	0	0	0	2.2727
0- Black A/ 1- Council IV R/ 3- Smith Jr. N/ 11- Graham J/ 22- Mitchell M/	1	10:47	1	10:22	00:25	0-2	-2	0	0	0	0	0.0000
1- Council IV R/ 3- Smith Jr. N/ 4- Davis D/ 11- Graham J/ 22- Mitchell M/	1	10:22	1	08:40	01:42	2-2	0	1	1	0	1	0.6667
1- Council IV R/ 3- Smith Jr. N/ 4- Davis D/ 11- Graham J/ 15- Mitchell M/	1	08:40	1	07:22	01:18	0-0	0	3	0	2	0	0.0000
0- Black A/ 3- Smith Jr. N/ 4- Davis D/ 13- Walsh J/ 15- Mitchell M/	1	07:22	1	06:28	00:54	2-1	1	0	0	1	0	1.0638
0- Black A/ 1- Council IV R/ 4- Davis D/ 13- Walsh J/ 15- Mitchell M/	1	06:28	1	06:08	00:20	0-0	0	0	0	0	0	0.0000
0- Black A/ 1- Council IV R/ 4- Davis D/ 13- Walsh J/ 22- Mitchell M/	1	06:08	1	01:52	04:16	11-9	2	5	0	1	1	1.6566
0- Black A/ 1- Council IV R/ 3- Smith Jr. N/ 4- Davis D/ 22- Mitchell M/	1	01:52	2	20:00	01:52	0-4	-4	1	0	2	0	0.0000
0- Black A/ 1- Council IV R/ 3- Smith Jr. N/ 4- Davis D/ 20- Johnson K/	2	20:00	2	16:33	03:27	11-4	7	3	2	2	4	1.5714
0- Black A/ 1- Council IV R/ 3- Smith Jr. N/ 4- Davis D/ 15- Mitchell M/	2	16:33	2	14:47	01:46	4-2	2	3	1	2	1	1.0309
0- Black A/ 3- Smith Jr. N/ 4- Davis D/ 13- Walsh J/ 15- Mitchell M/	2	14:47	2	13:13	01:34	2-6	-4	2	0	2	0	0.5814
0- Black A/ 1- Council IV R/ 4- Davis D/ 13- Walsh J/ 15- Mitchell M/	2	13:13	2	11:50	01:23	3-1	2	2	0	0	0	1.2931
0- Black A/ 1- Council IV R/ 4- Davis D/ 13- Walsh J/ 20- Johnson K/	2	11:50	2	09:41	02:09	2-5	-3	1	0	1	1	0.6667
0- Black A/ 1- Council IV R/ 3- Smith Jr. N/ 4- Davis D/ 22- Mitchell M/	2	09:41	2	09:41	00:00	0-2	-2	0	0	0	0	0.0000
0- Black A/ 1- Council IV R/ 3- Smith Jr. N/ 4- Davis D/ 15- Mitchell M/	2	09:41	2	06:26	03:15	8-7	1	3	1	0	1	1.6393
0- Black A/ 1- Council IV R/ 4- Davis D/ 13- Walsh J/ 15- Mitchell M/	2	06:26	2	06:00	00:26	1-0	1	0	0	0	0	2.2727
0- Black A/ 3- Smith Jr. N/ 4- Davis D/ 13- Walsh J/ 15- Mitchell M/	2	06:00	2	02:47	03:13	2-9	-7	3	0	4	0	0.4000
0- Black A/ 1- Council IV R/ 3- Smith Jr. N/ 4- Davis D/ 15- Mitchell M/	2	02:47	2	00:12	02:34	6-4	2	0	1	0	0	1.5464
0- Black A/ 1- Council IV R/ 3- Smith Jr. N/ 4- Davis D/ 13- Walsh J/	2	00:12	2	00:00	00:13	0-0	0	1	0	0	0	0.0000



**Arkansas at Auburn**

03/09/23 Bridgestone Arena, Nashville, Tennessee  
2023 SEC Men's Basketball Tournament

Game Time: 6:02 PM  
Game Duration: 2:10

Officials: Terry Oglesby, Don Daily, Vladimir Voyard-Tadal

**Auburn**

Lineup	Quarter On	Time On	Quarter Off	Time Off	Time on Court	Score	Score Diff	Reb	Stl	Tov	Ass	PPP
1- Green Jr. W/ 2- Williams J/ 4- Broome J/ 12- Jasper Z/ 22- Flanigan A/	1	20:00	1	15:13	04:47	2-10	-8	1	1	3	0	0.2538
0- Johnson K/ 1- Green Jr. W/ 2- Williams J/ 22- Flanigan A/ 44- Cardwell D/	1	15:13	1	10:47	04:26	13-11	2	1	0	0	1	1.7760
0- Johnson K/ 3- Donaldson T/ 4- Broome J/ 41- Moore C/ 24- Berman L/	1	10:47	1	10:32	00:15	0-1	-1	1	0	0	0	0.0000
0- Johnson K/ 2- Williams J/ 3- Donaldson T/ 4- Broome J/ 24- Berman L/	1	10:32	1	07:22	03:10	4-2	2	3	2	1	0	0.5814
1- Green Jr. W/ 4- Broome J/ 12- Jasper Z/ 21- Traore Y/ 22- Flanigan A/	1	07:22	1	06:28	00:54	1-2	-1	0	0	0	0	1.1364
1- Green Jr. W/ 2- Williams J/ 4- Broome J/ 12- Jasper Z/ 22- Flanigan A/	1	06:28	1	05:49	00:39	0-0	0	0	0	0	0	0.0000
1- Green Jr. W/ 2- Williams J/ 12- Jasper Z/ 22- Flanigan A/ 44- Cardwell D/	1	05:49	1	04:36	01:13	3-4	-1	0	0	0	1	1.2295
0- Johnson K/ 1- Green Jr. W/ 2- Williams J/ 22- Flanigan A/ 44- Cardwell D/	1	04:36	2	20:00	04:36	10-7	3	1	2	0	4	1.4535
1- Green Jr. W/ 2- Williams J/ 4- Broome J/ 12- Jasper Z/ 22- Flanigan A/	2	20:00	2	18:37	01:23	0-5	-5	0	0	1	0	0.0000
0- Johnson K/ 1- Green Jr. W/ 2- Williams J/ 4- Broome J/ 22- Flanigan A/	2	18:37	2	17:30	01:07	2-4	-2	0	0	0	0	2.0000
0- Johnson K/ 1- Green Jr. W/ 4- Broome J/ 41- Moore C/ 22- Flanigan A/	2	17:30	2	15:45	01:45	4-2	2	1	2	2	1	0.8000
0- Johnson K/ 1- Green Jr. W/ 4- Broome J/ 41- Moore C/ 24- Berman L/	2	15:45	2	13:54	01:51	0-6	-6	2	1	1	0	0.0000
0- Johnson K/ 1- Green Jr. W/ 4- Broome J/ 41- Moore C/ 22- Flanigan A/	2	13:54	2	12:45	01:09	6-0	6	0	2	0	1	1.7442
0- Johnson K/ 1- Green Jr. W/ 2- Williams J/ 4- Broome J/ 22- Flanigan A/	2	12:45	2	11:50	00:55	1-3	-2	1	0	0	0	0.5319
0- Johnson K/ 2- Williams J/ 3- Donaldson T/ 22- Flanigan A/ 44- Cardwell D/	2	11:50	2	08:07	03:43	12-7	5	2	0	0	2	2.5210
1- Green Jr. W/ 2- Williams J/ 4- Broome J/ 12- Jasper Z/ 22- Flanigan A/	2	08:07	2	06:00	02:07	2-4	-2	3	0	1	1	0.5814
0- Johnson K/ 1- Green Jr. W/ 4- Broome J/ 41- Moore C/ 22- Flanigan A/	2	06:00	2	01:34	04:26	9-4	5	2	2	0	1	1.7308
0- Johnson K/ 1- Green Jr. W/ 2- Williams J/ 4- Broome J/ 22- Flanigan A/	2	01:34	2	00:00	01:34	4-4	0	1	0	1	1	1.0000



**Arkansas at Auburn**

03/09/23 Bridgestone Arena, Nashville, Tennessee  
2023 SEC Men's Basketball Tournament

Game Time: 6:02 PM  
Game Duration: 2:10

Officials: Terry Oglesby, Don Daily, Vladimir Voyard-Tadal

**Arkansas**

Lineup	Time	Score	Score Diff	Pts/Min	Reb	Stl	Tov	Ass	PPP
0- Black A/ 1- Council IV R/ 3- Smith Jr. N/ 4- Davis D/ 15- Mitchell M/	08:17	19-13	6	2.2938	7	4	3	2	1.3494
0- Black A/ 3- Smith Jr. N/ 4- Davis D/ 13- Walsh J/ 15- Mitchell M/	07:29	13-16	-3	1.7372	6	1	7	2	0.9448
0- Black A/ 1- Council IV R/ 4- Davis D/ 13- Walsh J/ 15- Mitchell M/	06:35	15-14	1	2.2785	6	0	0	3	1.7123
0- Black A/ 1- Council IV R/ 3- Smith Jr. N/ 4- Davis D/ 20- Johnson K/	05:44	13-6	7	2.2674	6	2	3	5	1.3000
0- Black A/ 1- Council IV R/ 4- Davis D/ 13- Walsh J/ 22- Mitchell M/	04:16	11-9	2	2.5781	5	0	1	1	1.6566
0- Black A/ 1- Council IV R/ 4- Davis D/ 13- Walsh J/ 20- Johnson K/	02:09	2-5	-3	0.9302	1	0	1	1	0.6667
0- Black A/ 1- Council IV R/ 3- Smith Jr. N/ 4- Davis D/ 22- Mitchell M/	01:52	0-6	-6	0.0000	1	0	2	0	0.0000
1- Council IV R/ 3- Smith Jr. N/ 4- Davis D/ 11- Graham J/ 22- Mitchell M/	01:42	2-2	0	1.1765	1	1	0	1	0.6667
1- Council IV R/ 3- Smith Jr. N/ 4- Davis D/ 11- Graham J/ 15- Mitchell M/	01:18	0-0	0	0.0000	3	0	2	0	0.0000
0- Black A/ 1- Council IV R/ 3- Smith Jr. N/ 11- Graham J/ 22- Mitchell M/	00:25	0-2	-2	0.0000	0	0	0	0	0.0000
0- Black A/ 1- Council IV R/ 3- Smith Jr. N/ 4- Davis D/ 13- Walsh J/	00:13	0-0	0	0.0000	1	0	0	0	0.0000
0- Black A/ 1- Council IV R/ 3- Smith Jr. N/ 13- Walsh J/ 22- Mitchell M/	00:00	1-0	1	∞	0	0	0	0	2.2727



**Arkansas at Auburn**

03/09/23 Bridgestone Arena, Nashville, Tennessee  
2023 SEC Men's Basketball Tournament

Game Time: 6:02 PM  
Game Duration: 2:10

Officials: Terry Oglesby, Don Daily, Vladimir Voyard-Tadal

**Auburn**

Lineup	Time	Score	Score Diff	Pts/Min	Reb	Stl	Tov	Ass	PPP
0- Johnson K/ 1- Green Jr. W/ 2- Williams J/ 22- Flanigan A/ 44- Cardwell D/	09:02	23-18	5	2.5461	2	2	0	5	1.6197
1- Green Jr. W/ 2- Williams J/ 4- Broome J/ 12- Jasper Z/ 22- Flanigan A/	08:56	4-19	-15	0.4478	4	1	5	1	0.2817
0- Johnson K/ 1- Green Jr. W/ 4- Broome J/ 41- Moore C/ 22- Flanigan A/	07:20	19-6	13	2.5909	3	6	2	3	1.3930
0- Johnson K/ 2- Williams J/ 3- Donaldson T/ 22- Flanigan A/ 44- Cardwell D/	03:43	12-7	5	3.2287	2	0	0	2	2.5210
0- Johnson K/ 1- Green Jr. W/ 2- Williams J/ 4- Broome J/ 22- Flanigan A/	03:36	7-11	-4	1.9444	2	0	1	1	1.0174
0- Johnson K/ 2- Williams J/ 3- Donaldson T/ 4- Broome J/ 24- Berman L/	03:10	4-2	2	1.2632	3	2	1	0	0.5814
0- Johnson K/ 1- Green Jr. W/ 4- Broome J/ 41- Moore C/ 24- Berman L/	01:51	0-6	-6	0.0000	2	1	1	0	0.0000
1- Green Jr. W/ 2- Williams J/ 12- Jasper Z/ 22- Flanigan A/ 44- Cardwell D/	01:13	3-4	-1	2.4658	0	0	0	1	1.2295
1- Green Jr. W/ 4- Broome J/ 12- Jasper Z/ 21- Traore Y/ 22- Flanigan A/	00:54	1-2	-1	1.1111	0	0	0	0	1.1364
0- Johnson K/ 3- Donaldson T/ 4- Broome J/ 41- Moore C/ 24- Berman L/	00:15	0-1	-1	0.0000	1	0	0	0	0.0000