



Arkansas at Kansas

03/18/23 Wells Fargo Arena, Des Moines
2022-23 Men's Basketball

Officials: Joe Lindsay, Courtney Green, Marques Pettigrew

Arkansas - 72

Record: 22-13

| NO. | Name | F/G | Min | FG | 3P | FT | Rebounds | | | Fouls | | TP | AS | TO | ST | Blocks | | +/- |
|---------------|------------------|-----|-------|-------|------|-------|----------|-----|-----|-------|----|----|----|----|----|--------|----|-----|
| | | | | | | | M-A | M-A | M-A | OR | DR | | | | | TOT | PF | |
| 20 | Kamani Johnson | F | 19:00 | 2-3 | 0-0 | 0-1 | 6 | 4 | 10 | 4 | 3 | 4 | 0 | 2 | 0 | 0 | 0 | -5 |
| 0 | Anthony Black | G | 37:13 | 1-6 | 0-2 | 2-2 | 0 | 4 | 4 | 4 | 2 | 4 | 2 | 1 | 1 | 1 | 1 | 4 |
| 1 | Ricky Council IV | G | 40:00 | 5-18 | 1-6 | 10-11 | 2 | 4 | 6 | 0 | 7 | 21 | 4 | 1 | 0 | 1 | 1 | 1 |
| 3 | Nick Smith Jr. | G | 16:17 | 0-4 | 0-2 | 0-0 | 0 | 1 | 1 | 2 | 0 | 0 | 1 | 0 | 0 | 0 | 0 | -9 |
| 4 | Davonte Davis | G | 30:43 | 9-15 | 1-4 | 6-7 | 2 | 6 | 8 | 5 | 6 | 25 | 1 | 1 | 0 | 0 | 1 | -2 |
| 13 | Jordan Walsh | | 33:15 | 3-6 | 1-1 | 3-4 | 3 | 0 | 3 | 5 | 2 | 10 | 0 | 2 | 2 | 0 | 1 | 12 |
| 15 | Makhi Mitchell | | 19:23 | 3-4 | 0-0 | 0-1 | 1 | 1 | 2 | 5 | 2 | 6 | 0 | 2 | 2 | 1 | 0 | 4 |
| 11 | Jalen Graham | | 04:01 | 1-2 | 0-0 | 0-0 | 0 | 0 | 0 | 0 | 0 | 2 | 0 | 0 | 0 | 0 | 0 | 2 |
| 5 | Joseph Pinion | | 00:01 | 0-0 | 0-0 | 0-0 | 0 | 0 | 0 | 0 | 0 | 0 | 0 | 0 | 0 | 0 | 0 | -1 |
| 23 | Derrian Ford | | 00:04 | 0-0 | 0-0 | 0-0 | 0 | 0 | 0 | 0 | 0 | 0 | 0 | 0 | 0 | 0 | 0 | 0 |
| 22 | Makhel Mitchell | | 00:03 | 0-0 | 0-0 | 0-0 | 0 | 0 | 0 | 0 | 0 | 0 | 0 | 0 | 0 | 0 | 0 | -1 |
| Team | | | | | | | 1 | 1 | 2 | | | 0 | | | 2 | | | |
| Totals | | | | 24-58 | 3-15 | 21-26 | 15 | 21 | 36 | 25 | 22 | 72 | 8 | 11 | 5 | 3 | 4 | 1 |

| Shooting By Period | | |
|---------------------|-------|-------|
| 1 st FG% | 10-28 | 35.7% |
| 3PT% | 1-9 | 11.1% |
| FT% | 6-8 | 75% |
| 2 nd FG% | 14-30 | 46.7% |
| 3PT% | 2-6 | 33.3% |
| FT% | 15-18 | 83.3% |
| GM FG% | 24-58 | 41.4% |
| 3PT% | 3-15 | 20.0% |
| FT% | 21-26 | 80.8% |

Dead Ball Rebounds: 2, 2

Technical Fouls: Black 1st 2:31

Kansas - 71

Record: 28-8

| NO. | Name | F/G | Min | FG | 3P | FT | Rebounds | | | Fouls | | TP | AS | TO | ST | Blocks | | +/- |
|---------------|-----------------|-----|-------|-------|------|-------|----------|-----|-----|-------|----|----|----|----|----|--------|----|-----|
| | | | | | | | M-A | M-A | M-A | OR | DR | | | | | TOT | PF | |
| 10 | Jalen Wilson | F | 36:08 | 5-9 | 1-3 | 9-11 | 0 | 4 | 4 | 3 | 9 | 20 | 1 | 2 | 0 | 0 | 1 | -1 |
| 24 | KJ Adams, Jr. | F | 25:35 | 4-8 | 0-0 | 6-7 | 1 | 2 | 3 | 4 | 4 | 14 | 1 | 0 | 1 | 0 | 0 | 6 |
| 3 | Dajuan Harris | G | 35:24 | 5-9 | 1-2 | 1-3 | 1 | 3 | 4 | 2 | 2 | 12 | 5 | 3 | 2 | 0 | 0 | -1 |
| 4 | Gradey Dick | G | 35:34 | 3-9 | 1-3 | 0-0 | 3 | 4 | 7 | 1 | 2 | 7 | 1 | 1 | 0 | 0 | 1 | 5 |
| 15 | Kevin McCullar | G | 36:23 | 5-8 | 1-3 | 2-4 | 0 | 5 | 5 | 5 | 4 | 13 | 1 | 1 | 1 | 2 | 0 | 1 |
| 1 | Joseph Yesufu | | 08:27 | 1-2 | 1-1 | 0-0 | 0 | 1 | 1 | 1 | 0 | 3 | 0 | 0 | 0 | 0 | 0 | -7 |
| 23 | Ernest Udeh Jr. | | 05:56 | 0-2 | 0-0 | 0-0 | 1 | 0 | 1 | 4 | 2 | 0 | 0 | 2 | 0 | 1 | 0 | 2 |
| 0 | Bobby Pettiford | | 06:30 | 1-2 | 0-0 | 0-0 | 0 | 0 | 0 | 0 | 0 | 2 | 0 | 0 | 1 | 0 | 1 | 0 |
| 21 | Zach Clemence | | 03:12 | 0-1 | 0-1 | 0-0 | 0 | 0 | 0 | 2 | 1 | 0 | 0 | 0 | 0 | 0 | 0 | -3 |
| 35 | Zuby Ejirofor | | 06:51 | 0-0 | 0-0 | 0-0 | 0 | 2 | 2 | 1 | 0 | 0 | 0 | 0 | 0 | 1 | 0 | -7 |
| Team | | | | | | | 1 | 1 | 2 | | | 0 | | | 3 | | | |
| Totals | | | | 24-50 | 5-13 | 18-25 | 7 | 22 | 29 | 23 | 24 | 71 | 9 | 12 | 5 | 4 | 3 | -1 |

| Shooting By Period | | |
|---------------------|-------|-------|
| 1 st FG% | 14-28 | 50.0% |
| 3PT% | 1-7 | 14.3% |
| FT% | 6-8 | 75% |
| 2 nd FG% | 10-22 | 45.5% |
| 3PT% | 4-6 | 66.7% |
| FT% | 12-17 | 70.6% |
| GM FG% | 24-50 | 48.0% |
| 3PT% | 5-13 | 38.5% |
| FT% | 18-25 | 72.0% |

Dead Ball Rebounds: 3, 0

Technical Fouls: Wilson 1st 2:31

| | ARK | KAN |
|------------------|---------------------------|----------------------------|
| Biggest lead | 3 (2 nd 0:20) | 12 (2 nd 15:20) |
| Best Scoring Run | 11 (2 nd 8:54) | 11 (1 st 14:49) |
| Lead Changes | 4 | |
| Times Tied | 5 | |
| Time with Lead | 01:43 | 34:10 |

| Points from | ARK | KAN |
|---------------|-----|-----|
| Turnovers | 13 | 9 |
| Paint | 30 | 34 |
| Second Chance | 15 | 2 |
| Fast Breaks | 4 | 6 |
| Bench | 18 | 5 |

| | Period by Period Scoring | | |
|-----|--------------------------|-----|-----|
| | 1st | 2nd | TOT |
| ARK | 27 | 45 | 72 |
| KAN | 35 | 36 | 71 |



Arkansas at Kansas

03/18/23 Wells Fargo Arena, Des Moines
2022-23 Men's Basketball

Officials: Joe Lindsay, Courtney Green, Marques Pettigrew

Period 1

Quarter Starters:

| | | | | | |
|------------|------------|----------------|---------------|---------------|-----------------|
| KAN | 3 Harris D | 4 Dick G | 10 Wilson J | 15 McCullar K | 24 Adams, Jr. K |
| ARK | 0 Black A | 1 Council IV R | 3 Smith Jr. N | 4 Davis D | 20 Johnson K |

| Game Time | KAN | Score | Diff | ARK |
|-----------|---|-------|------|--|
| 20:00 | 24 ADAMS, JR. K jumpball lost | | | 20 JOHNSON K jumpball won |
| 19:43 | 3 HARRIS D steal (1) | | | 1 COUNCIL IV R turnover lost ball (1) |
| 19:21 | 15 MCCULLAR K 3pt FG from turnover, jump shot missed | | | |
| 19:18 | 4 DICK G offensive rebound (1) | | | |
| 19:12 | 4 DICK G 2pt FG from turnover second chance outside the paint, jump shot missed | | | |
| 19:09 | 24 ADAMS, JR. K offensive rebound (1) | | | |
| 18:56 | 3 HARRIS D 2pt FG from turnover second chance in the paint, jump shot missed | | | |
| 18:53 | | | | 20 JOHNSON K defensive rebound (1) |
| 18:42 | 24 ADAMS, JR. K steal (1) | | | 0 BLACK A turnover lost ball (1) |
| 18:36 | 3 HARRIS D turnover bad pass (1) | | | |
| 18:25 | | 0-2 | -2 | 1 COUNCIL IV R 2pt FG from turnover outside the paint, turnaround jump shot made (2) |
| 18:25 | | | | 3 SMITH JR. N assist (1) |
| 18:00 | 10 WILSON J 2pt FG in the paint, jump shot made (2) | 2-2 | 0 | |
| 17:36 | | | | 1 COUNCIL IV R 2pt FG outside the paint, jump shot missed |
| 17:34 | 15 MCCULLAR K defensive rebound (1) | | | |
| 17:28 | 3 HARRIS D 2pt FG in the paint, driving layup made (2) | 4-2 | 2 | |
| 17:28 | 3 HARRIS D foul drawn (1) | | | 3 SMITH JR. N foul shooting (1 - 1) |
| 17:28 | 3 HARRIS D free throw 1 - 1 missed | | | |
| 17:26 | | | | 4 DAVIS D defensive rebound (1) |
| 17:15 | | | | 3 SMITH JR. N 3pt FG , jump shot missed |
| 17:12 | | | | 20 JOHNSON K offensive rebound (2) |
| 17:11 | 3 HARRIS D steal (2) | | | 20 JOHNSON K turnover lost ball (1) |
| 17:06 | 4 DICK G 2pt FG fast break from turnover in the paint, dunk, made (2) | 6-2 | 4 | |
| 17:06 | 3 HARRIS D assist (1) | | | |
| 16:49 | | | | 4 DAVIS D 3pt FG , jump shot missed |
| 16:46 | 24 ADAMS, JR. K defensive rebound (2) | | | |
| 16:37 | 10 WILSON J 2pt FG in the paint, layup made (4) | 8-2 | 6 | |
| 16:37 | 10 WILSON J foul drawn (1) | | | 3 SMITH JR. N foul shooting (2 - 2) |
| 16:37 | | | | 3 SMITH JR. N substitution out |
| 16:37 | | | | 13 WALSH J substitution in |
| 16:37 | 10 WILSON J free throw 1 - 1 made (5) | 9-2 | 7 | |
| 16:17 | | | | 4 DAVIS D 3pt FG , jump shot missed |
| 16:14 | 24 ADAMS, JR. K defensive rebound (3) | | | |
| 16:07 | 10 WILSON J 3pt FG , jump shot missed | | | |
| 16:02 | 4 DICK G offensive rebound (2) | | | |
| 16:02 | 4 DICK G 2pt FG second chance in the paint, layup missed | | | |
| 16:01 | | | | 4 DAVIS D defensive rebound (2) |
| 15:53 | Timeout media | | | |
| 15:53 | | | | 0 BLACK A substitution out |
| 15:53 | | | | 20 JOHNSON K substitution out |



Arkansas at Kansas

03/18/23 Wells Fargo Arena, Des Moines
2022-23 Men's Basketball

Officials: Joe Lindsay, Courtney Green, Marques Pettigrew

| Game Time | KAN | Score | Diff | ARK |
|-----------|--|-------------|----------|---|
| 15:53 | | | | 3 SMITH JR. N substitution in |
| 15:53 | | | | 15 MITCHELL M substitution in |
| 15:44 | | | | 1 COUNCIL IV R 3pt FG , jump shot missed |
| 15:44 | | | | 15 MITCHELL M offensive rebound (1) |
| 15:44 | 15 MCCULLAR K foul personal (1 - 1) | | | 15 MITCHELL M foul drawn (1) |
| 15:35 | | | | 13 WALSH J turnover travel (1) |
| 15:10 | 4 DICK G 2pt FG from turnover outside the paint, jump shot missed | | | |
| 15:06 | 3 HARRIS D offensive rebound (1) | | | |
| 15:06 | jump ball situation | | | |
| 14:49 | 24 ADAMS, JR. K 2pt FG second chance in the paint, alleyoop made (2) | 11-2 | 9 | |
| 14:49 | 3 HARRIS D assist (2) | | | |
| 14:26 | | | | 4 DAVIS D 2pt FG outside the paint, jump shot missed |
| 14:24 | 10 WILSON J defensive rebound (1) | | | |
| 14:15 | 24 ADAMS, JR. K 2pt FG in the paint, jump shot missed | | | |
| 14:13 | | | | defensive rebound (6) |
| 14:13 | | | | 3 SMITH JR. N substitution out |
| 14:13 | | | | 0 BLACK A substitution in |
| 13:56 | | 11-4 | 7 | 0 BLACK A 2pt FG in the paint, layup made (2) |
| 13:56 | | | | 4 DAVIS D assist (1) |
| 13:38 | 10 WILSON J foul drawn (2) | | | 0 BLACK A foul shooting (1 - 3) |
| 13:38 | 10 WILSON J free throw 1 - 2 made (6) | 12-4 | 8 | |
| 13:38 | 10 WILSON J free throw 2 - 2 made (7) | 13-4 | 9 | |
| 13:10 | | | | 15 MITCHELL M 2pt FG in the paint, alleyoop missed |
| 13:09 | | | | 13 WALSH J offensive rebound (1) |
| 13:08 | | 13-6 | 7 | 13 WALSH J 2pt FG second chance in the paint, layup made (2) |
| 12:44 | 3 HARRIS D 3pt FG , jump shot missed | | | |
| 12:41 | | | | 4 DAVIS D defensive rebound (3) |
| 12:27 | | | | 0 BLACK A 3pt FG , jump shot missed |
| 12:24 | 3 HARRIS D defensive rebound (2) | | | |
| 11:58 | 10 WILSON J turnover lost ball (1) | | | 13 WALSH J steal (1) |
| 11:55 | 4 DICK G foul personal (1 - 2) | | | 4 DAVIS D foul drawn (1) |
| 11:55 | Timeout media | | | |
| 11:55 | 15 MCCULLAR K substitution out | | | |
| 11:55 | 24 ADAMS, JR. K substitution out | | | |
| 11:55 | 1 YESUFU J substitution in | | | |
| 11:55 | 23 UDEH JR. E substitution in | | | |
| 11:55 | | | | 15 MITCHELL M substitution out |
| 11:55 | | | | 11 GRAHAM J substitution in |
| 11:37 | | | | 4 DAVIS D 2pt FG from turnover in the paint, layup blocked |
| 11:37 | 23 UDEH JR. E block (1) | | | |
| 11:33 | 1 YESUFU J defensive rebound (1) | | | |
| 11:20 | 23 UDEH JR. E foul offensive (1 - 3) | | | 0 BLACK A foul drawn (1) |
| 11:20 | 23 UDEH JR. E turnover offensive (1) | | | |
| 11:20 | | | | 4 DAVIS D substitution out |
| 11:20 | | | | 3 SMITH JR. N substitution in |
| 10:58 | | 13-8 | 5 | 11 GRAHAM J 2pt FG from turnover in the paint, layup made (2) |
| 10:58 | | | | 1 COUNCIL IV R assist (1) |
| 10:34 | 1 YESUFU J 2pt FG in the paint, floating jump shot missed | | | |



Arkansas at Kansas

03/18/23 Wells Fargo Arena, Des Moines
2022-23 Men's Basketball

Officials: Joe Lindsay, Courtney Green, Marques Pettigrew

| Game Time | KAN | Score | Diff | ARK |
|-----------|--|--------------|----------|--|
| 10:31 | | | | 0 BLACK A defensive rebound (1) |
| 10:28 | | | | 3 SMITH JR. N 3pt FG , jump shot missed |
| 10:26 | defensive rebound (11) | | | |
| 10:26 | 23 UDEH JR. E substitution out | | | |
| 10:26 | 24 ADAMS, JR. K substitution in | | | |
| 10:07 | 3 HARRIS D 2pt FG in the paint, driving layup made (4) | 15-8 | 7 | |
| 09:45 | | 15-11 | 4 | 1 COUNCIL IV R 3pt FG , jump shot made (5) |
| 09:12 | 1 YESUFU J 3pt FG , jump shot made (3) | 18-11 | 7 | |
| 09:12 | 4 DICK G assist (1) | | | |
| 08:44 | | | | 11 GRAHAM J 2pt FG in the paint, jump shot missed |
| 08:42 | | | | 13 WALSH J offensive rebound (2) |
| 08:42 | 1 YESUFU J foul shooting (1 - 4) | | | 13 WALSH J foul drawn (1) |
| 08:42 | | 18-12 | 6 | 13 WALSH J free throw 1 - 2 made (3) |
| 08:42 | 4 DICK G substitution out | | | |
| 08:42 | 15 MCCULLAR K substitution in | | | |
| 08:42 | | | | 3 SMITH JR. N substitution out |
| 08:42 | | | | 4 DAVIS D substitution in |
| 08:42 | | 18-13 | 5 | 13 WALSH J free throw 2 - 2 made (4) |
| 08:29 | 24 ADAMS, JR. K 2pt FG in the paint, dunk, made (4) | 20-13 | 7 | |
| 08:29 | 10 WILSON J assist (1) | | | |
| 08:04 | | 20-15 | 5 | 4 DAVIS D 2pt FG in the paint, jump shot made (2) |
| 07:54 | 3 HARRIS D turnover travel (2) | | | |
| 07:54 | Timeout media | | | |
| 07:54 | 3 HARRIS D substitution out | | | |
| 07:54 | 0 PETTIFORD B substitution in | | | |
| 07:54 | | | | 11 GRAHAM J substitution out |
| 07:54 | | | | 15 MITCHELL M substitution in |
| 07:46 | 0 PETTIFORD B steal (1) | | | 4 DAVIS D turnover lost ball (1) |
| 07:42 | 0 PETTIFORD B 2pt FG fast break from turnover in the paint, driving layup made (2) | 22-15 | 7 | |
| 07:19 | | 22-17 | 5 | 4 DAVIS D 2pt FG outside the paint, step back jump shot made (4) |
| 06:52 | 24 ADAMS, JR. K 2pt FG outside the paint, jump shot missed | | | |
| 06:48 | | | | 1 COUNCIL IV R defensive rebound (1) |
| 06:43 | | 22-19 | 3 | 13 WALSH J 2pt FG in the paint, dunk, made (6) |
| 06:43 | | | | 1 COUNCIL IV R assist (2) |
| 06:25 | 10 WILSON J 2pt FG in the paint, layup made (9) | 24-19 | 5 | |
| 06:25 | 24 ADAMS, JR. K assist (1) | | | |
| 06:25 | 10 WILSON J foul drawn (3) | | | 4 DAVIS D foul shooting (1 - 4) |
| 06:25 | 1 YESUFU J substitution out | | | |
| 06:25 | 3 HARRIS D substitution in | | | |
| 06:24 | 10 WILSON J free throw 1 - 1 missed | | | |
| 06:23 | | | | 1 COUNCIL IV R defensive rebound (2) |
| 05:55 | | | | 13 WALSH J 2pt FG in the paint, layup missed |
| 05:55 | | | | 13 WALSH J offensive rebound (3) |
| 05:52 | | | | 13 WALSH J turnover offensive goal tending (2) |
| 05:52 | 10 WILSON J substitution out | | | |
| 05:52 | 4 DICK G substitution in | | | |
| 05:52 | 24 ADAMS, JR. K substitution out | | | |
| 05:52 | 23 UDEH JR. E substitution in | | | |



Arkansas at Kansas

03/18/23 Wells Fargo Arena, Des Moines
2022-23 Men's Basketball

Officials: Joe Lindsay, Courtney Green, Marques Pettigrew

| Game Time | KAN | Score | Diff | ARK |
|-----------|---|--------------|-----------|---|
| 05:43 | 4 DICK G 2pt FG from turnover outside the paint, jump shot made (4) | 26-19 | 7 | |
| 05:43 | 3 HARRIS D assist (2) | | | |
| 05:17 | | 26-21 | 5 | 15 MITCHELL M 2pt FG in the paint, layup made (2) |
| 05:17 | | | | 1 COUNCIL IV R assist (3) |
| 04:59 | 4 DICK G turnover lost ball (1) | | | 15 MITCHELL M steal (1) |
| 04:46 | | | | 1 COUNCIL IV R 3pt FG from turnover, jump shot missed |
| 04:41 | 4 DICK G defensive rebound (3) | | | |
| 04:31 | 23 UDEH JR. E foul offensive (2 - 5) | | | 4 DAVIS D foul drawn (2) |
| 04:31 | 23 UDEH JR. E turnover offensive (2) | | | |
| 04:31 | 4 DICK G substitution out | | | |
| 04:31 | 10 WILSON J substitution in | | | |
| 04:31 | 0 PETTIFORD B substitution out | | | |
| 04:31 | 4 DICK G substitution in | | | |
| 04:16 | 23 UDEH JR. E foul drawn (1) | | | 15 MITCHELL M foul offensive (1 - 5) |
| 04:16 | | | | 15 MITCHELL M turnover offensive (1) |
| 04:02 | 10 WILSON J 3pt FG from turnover, jump shot missed | | | |
| 03:59 | | | | 4 DAVIS D defensive rebound (4) |
| 03:57 | | | | 0 BLACK A 2pt FG in the paint, jump shot missed |
| 03:57 | 3 HARRIS D defensive rebound (3) | | | |
| 03:53 | 15 MCCULLAR K 2pt FG fast break in the paint, layup made (2) | 28-21 | 7 | |
| 03:53 | 3 HARRIS D assist (4) | | | |
| 03:52 | 15 MCCULLAR K foul drawn (1) | | | 4 DAVIS D foul shooting (2 - 6) |
| 03:52 | 15 MCCULLAR K free throw 1 - 1 made (3) | 29-21 | 8 | |
| 03:52 | Timeout media | | | |
| 03:52 | | | | 4 DAVIS D substitution out |
| 03:52 | | | | 15 MITCHELL M substitution out |
| 03:52 | | | | 3 SMITH JR. N substitution in |
| 03:52 | | | | 20 JOHNSON K substitution in |
| 03:45 | 23 UDEH JR. E foul personal (3 - 6) | | | 20 JOHNSON K foul drawn (1) |
| 03:45 | 23 UDEH JR. E substitution out | | | |
| 03:45 | 24 ADAMS, JR. K substitution in | | | |
| 03:38 | | | | 1 COUNCIL IV R 2pt FG outside the paint, jump shot missed |
| 03:36 | | | | 20 JOHNSON K offensive rebound (3) |
| 03:36 | 24 ADAMS, JR. K foul personal (1 - 7) | | | 20 JOHNSON K foul drawn (2) |
| 03:35 | | | | 20 JOHNSON K 1&1 free throw 1 missed |
| 03:34 | 10 WILSON J defensive rebound (2) | | | |
| 03:22 | 4 DICK G 3pt FG , jump shot missed | | | |
| 03:18 | | | | 3 SMITH JR. N defensive rebound (1) |
| 03:11 | | | | 3 SMITH JR. N 2pt FG outside the paint, jump shot missed |
| 03:08 | 15 MCCULLAR K defensive rebound (2) | | | |
| 03:07 | 3 HARRIS D substitution out | | | |
| 03:07 | 0 PETTIFORD B substitution in | | | |
| 02:52 | 24 ADAMS, JR. K foul drawn (1) | | | 20 JOHNSON K foul shooting (1 - 7) |
| 02:52 | 24 ADAMS, JR. K free throw 1 - 2 made (5) | 30-21 | 9 | |
| 02:52 | 24 ADAMS, JR. K free throw 2 - 2 made (6) | 31-21 | 10 | |
| 02:31 | | 31-23 | 8 | 1 COUNCIL IV R 2pt FG in the paint, layup made (7) |
| 02:31 | 10 WILSON J foul shooting (1 - 8) | | | 1 COUNCIL IV R foul drawn (1) |
| 02:31 | | | | 0 BLACK A foul class A technical (2 - 8) |



Arkansas at Kansas

03/18/23 Wells Fargo Arena, Des Moines
2022-23 Men's Basketball

Officials: Joe Lindsay, Courtney Green, Marques Pettigrew

| Game Time | KAN | Score | Diff | ARK |
|----------------------|---|--------------|----------|---|
| 02:31 | 10 WILSON J foul class A technical (2 - 9) | | | |
| 02:31 | | | | 20 JOHNSON K substitution out |
| 02:31 | | | | 15 MITCHELL M substitution in |
| 02:31 | 10 WILSON J substitution out | | | |
| 02:31 | 21 CLEMENCE Z substitution in | | | |
| 02:14 | | 31-24 | 7 | 1 COUNCIL IV R free throw 1 - 1 made (8) |
| 02:10 | 15 MCCULLAR K 2pt FG in the paint, layup made (5) | 33-24 | 9 | |
| 01:57 | | | | 1 COUNCIL IV R 2pt FG outside the paint, jump shot missed |
| 01:55 | | | | 1 COUNCIL IV R offensive rebound (3) |
| 01:55 | 21 CLEMENCE Z foul shooting (1 - 10) | | | 1 COUNCIL IV R foul drawn (2) |
| 01:55 | | 33-25 | 8 | 1 COUNCIL IV R free throw 1 - 2 made (9) |
| 01:55 | | | | 3 SMITH JR. N substitution out |
| 01:55 | | | | 20 JOHNSON K substitution in |
| 01:55 | | 33-26 | 7 | 1 COUNCIL IV R free throw 2 - 2 made (10) |
| 01:34 | 21 CLEMENCE Z 3pt FG , jump shot missed | | | |
| 01:31 | | | | 0 BLACK A defensive rebound (2) |
| 01:03 | 24 ADAMS, JR. K foul shooting (2 - 11) | | | 13 WALSH J foul drawn (2) |
| 01:03 | | | | 13 WALSH J free throw 1 - 2 missed |
| 01:03 | | | | offensive dead ball rebound (1) |
| 01:03 | | 33-27 | 6 | 13 WALSH J free throw 2 - 2 made (7) |
| 01:00 | Timeout 30 Sec | | | |
| 01:00 | | | | Timeout media |
| 01:00 | 24 ADAMS, JR. K substitution out | | | |
| 01:00 | 1 YESUFU J substitution in | | | |
| 00:40 | 15 MCCULLAR K 2pt FG outside the paint, jump shot made (7) | 35-27 | 8 | |
| 00:10 | | | | Timeout 30 Sec |
| 00:07 | | | | 1 COUNCIL IV R 3pt FG , jump shot missed |
| 00:06 | | | | offensive dead ball rebound (2) |
| 00:06 | | | | turnover shot clock (8) |
| 00:00 | 0 PETTIFORD B 2pt FG from turnover outside the paint, jump shot blocked | | | |
| 00:00 | | | | 15 MITCHELL M block (1) |
| 00:00 | | | | defensive dead ball rebound (3) |
| END OF PERIOD | | | | |
| KAN 35-27 ARK | | | | |



Arkansas at Kansas

03/18/23 Wells Fargo Arena, Des Moines
2022-23 Men's Basketball

Officials: Joe Lindsay, Courtney Green, Marques Pettigrew

Arkansas - 27

| NO. | Name | F/G | Min | FG | 3P | FT | Rebounds | | | Fouls | | TP | AS | TO | ST | Blocks | | +/- |
|---------------|------------------|-----|-------|-------|-----|-----|----------|-----|-----|-------|----|----|----|----|----|--------|----|-----|
| | | | | | | | M-A | M-A | M-A | OR | DR | | | | | TOT | PF | |
| 20 | Kamani Johnson | F | 07:23 | 0-0 | 0-0 | 0-1 | 2 | 1 | 3 | 1 | 2 | 0 | 0 | 1 | 0 | 0 | 0 | -7 |
| 0 | Anthony Black | G | 18:20 | 1-3 | 0-1 | 0-0 | 0 | 2 | 2 | 2 | 1 | 2 | 0 | 1 | 0 | 0 | 0 | -6 |
| 1 | Ricky Council IV | G | 20:00 | 3-9 | 1-4 | 3-3 | 1 | 2 | 3 | 0 | 2 | 10 | 3 | 1 | 0 | 0 | 0 | -8 |
| 3 | Nick Smith Jr. | G | 09:38 | 0-3 | 0-2 | 0-0 | 0 | 1 | 1 | 2 | 0 | 0 | 1 | 0 | 0 | 0 | 0 | -7 |
| 4 | Davonte Davis | G | 13:30 | 2-6 | 0-2 | 0-0 | 0 | 4 | 4 | 2 | 2 | 4 | 1 | 1 | 0 | 0 | 1 | -9 |
| 13 | Jordan Walsh | | 16:37 | 2-3 | 0-0 | 3-4 | 3 | 0 | 3 | 0 | 2 | 7 | 0 | 2 | 1 | 0 | 0 | -2 |
| 15 | Makhi Mitchell | | 10:31 | 1-2 | 0-0 | 0-0 | 1 | 0 | 1 | 1 | 1 | 2 | 0 | 1 | 1 | 1 | 0 | -3 |
| 11 | Jalen Graham | | 04:01 | 1-2 | 0-0 | 0-0 | 0 | 0 | 0 | 0 | 0 | 2 | 0 | 0 | 0 | 0 | 0 | 2 |
| Team | | | | | | | 0 | 1 | 1 | | | 0 | | 1 | | | | |
| Totals | | | | 10-28 | 1-9 | 6-8 | 7 | 11 | 18 | 8 | 10 | 27 | 5 | 8 | 2 | 1 | 1 | -8 |

| Shooting By Period | | |
|--------------------|-------|-------|
| 1st FG% | 10-28 | 35.7% |
| 3PT% | 1-9 | 11.1% |
| FT% | 6-8 | 75% |
| GM FG% | 10-28 | 35.7% |
| 3PT% | 1-9 | 11.1% |
| FT% | 6-8 | 75.0% |

Dead Ball Rebounds: 2, 1

Technical Fouls:Black 1st2:31

Kansas - 35

| NO. | Name | F/G | Min | FG | 3P | FT | Rebounds | | | Fouls | | TP | AS | TO | ST | Blocks | | +/- |
|---------------|-----------------|-----|-------|-------|-----|-----|----------|-----|-----|-------|----|----|----|----|----|--------|----|-----|
| | | | | | | | M-A | M-A | M-A | OR | DR | | | | | TOT | PF | |
| 10 | Jalen Wilson | F | 16:08 | 3-5 | 0-2 | 3-4 | 0 | 2 | 2 | 2 | 3 | 9 | 1 | 1 | 0 | 0 | 0 | 8 |
| 24 | KJ Adams, Jr. | F | 15:24 | 2-4 | 0-0 | 2-2 | 1 | 2 | 3 | 2 | 1 | 6 | 1 | 0 | 1 | 0 | 0 | 8 |
| 3 | Dajuan Harris | G | 15:24 | 2-4 | 0-1 | 0-1 | 1 | 2 | 3 | 0 | 1 | 4 | 4 | 2 | 2 | 0 | 0 | 8 |
| 4 | Gradey Dick | G | 17:10 | 2-6 | 0-1 | 0-0 | 2 | 1 | 3 | 1 | 0 | 4 | 1 | 1 | 0 | 0 | 0 | 9 |
| 15 | Kevin McCullar | G | 16:47 | 3-4 | 0-1 | 1-1 | 0 | 2 | 2 | 1 | 1 | 7 | 0 | 0 | 0 | 0 | 0 | 9 |
| 1 | Joseph Yesufu | | 06:30 | 1-2 | 1-1 | 0-0 | 0 | 1 | 1 | 1 | 0 | 3 | 0 | 0 | 0 | 0 | 0 | 0 |
| 23 | Ernest Udeh Jr. | | 03:36 | 0-0 | 0-0 | 0-0 | 0 | 0 | 0 | 3 | 1 | 0 | 0 | 2 | 0 | 1 | 0 | -2 |
| 0 | Bobby Pettiford | | 06:30 | 1-2 | 0-0 | 0-0 | 0 | 0 | 0 | 0 | 0 | 2 | 0 | 0 | 1 | 0 | 1 | 0 |
| 21 | Zach Clemence | | 02:31 | 0-1 | 0-1 | 0-0 | 0 | 0 | 0 | 1 | 0 | 0 | 0 | 0 | 0 | 0 | 0 | 0 |
| Team | | | | | | | 0 | 1 | 1 | | | 0 | | 0 | | | | |
| Totals | | | | 14-28 | 1-7 | 6-8 | 4 | 11 | 15 | 11 | 7 | 35 | 7 | 6 | 4 | 1 | 1 | 8 |

| Shooting By Period | | |
|--------------------|-------|-------|
| 1st FG% | 14-28 | 50.0% |
| 3PT% | 1-7 | 14.3% |
| FT% | 6-8 | 75% |
| GM FG% | 14-28 | 50.0% |
| 3PT% | 1-7 | 14.3% |
| FT% | 6-8 | 75.0% |

Dead Ball Rebounds: 0, 0

Technical Fouls:Wilson 1st2:31

| | ARK | KAN |
|------------------|---------------------------|----------------------------|
| Biggest lead | 2 (1 st 18:25) | 10 (1 st 2:52) |
| Best Scoring Run | 4 (1 st 10:58) | 11 (1 st 14:49) |
| Lead Changes | 1 | |
| Times Tied | 1 | |
| Time with Lead | 00:25 | 17:28 |

| Points from | ARK | KAN |
|---------------|-----|-----|
| Turnovers | 4 | 6 |
| Paint | 14 | 22 |
| Second Chance | 6 | 2 |
| Fast Breaks | 0 | 6 |
| Bench | 11 | 5 |

| | Period by Period Scoring | | |
|-----|--------------------------|-----|-----|
| | 1st | 2nd | TOT |
| ARK | 27 | 45 | 72 |
| KAN | 35 | 36 | 71 |



Arkansas at Kansas

03/18/23 Wells Fargo Arena, Des Moines
2022-23 Men's Basketball

Officials: Joe Lindsay, Courtney Green, Marques Pettigrew

Period 2

Quarter Starters:

| | | | | | |
|------------|------------|----------------|---------------|---------------|-----------------|
| KAN | 3 Harris D | 4 Dick G | 10 Wilson J | 15 McCullar K | 24 Adams, Jr. K |
| ARK | 0 Black A | 1 Council IV R | 3 Smith Jr. N | 4 Davis D | 20 Johnson K |

| Game Time | KAN | Score | Diff | ARK |
|-----------|--|--------------|-----------|--|
| 20:00 | 0 PETTIFORD B substitution out | | | |
| 20:00 | 1 YESUFU J substitution out | | | |
| 20:00 | 21 CLEMENCE Z substitution out | | | |
| 20:00 | 3 HARRIS D substitution in | | | |
| 20:00 | 10 WILSON J substitution in | | | |
| 20:00 | 24 ADAMS, JR. K substitution in | | | |
| 20:00 | | | | 13 WALSH J substitution out |
| 20:00 | | | | 15 MITCHELL M substitution out |
| 20:00 | | | | 3 SMITH JR. N substitution in |
| 20:00 | | | | 4 DAVIS D substitution in |
| 19:42 | | | | 1 COUNCIL IV R 2pt FG in the paint, layup missed |
| 19:39 | | | | 20 JOHNSON K offensive rebound (4) |
| 19:39 | | 35-29 | 6 | 20 JOHNSON K 2pt FG second chance in the paint, layup made (2) |
| 19:08 | 4 DICK G 2pt FG outside the paint, pull up jump shot missed | | | |
| 19:05 | | | | 20 JOHNSON K defensive rebound (5) |
| 18:53 | 3 HARRIS D foul personal (1 - 1) | | | 1 COUNCIL IV R foul drawn (3) |
| 18:48 | 24 ADAMS, JR. K foul shooting (3 - 2) | | | 0 BLACK A foul drawn (2) |
| 18:48 | | 35-30 | 5 | 0 BLACK A free throw 1 - 2 made (3) |
| 18:48 | | 35-31 | 4 | 0 BLACK A free throw 2 - 2 made (4) |
| 18:28 | 24 ADAMS, JR. K 2pt FG in the paint, layup made (8) | 37-31 | 6 | |
| 18:28 | 3 HARRIS D assist (5) | | | |
| 18:13 | | | | 1 COUNCIL IV R 3pt FG , jump shot missed |
| 18:11 | | | | 20 JOHNSON K offensive rebound (6) |
| 18:11 | 24 ADAMS, JR. K foul personal (4 - 3) | | | 20 JOHNSON K foul drawn (3) |
| 18:11 | 24 ADAMS, JR. K substitution out | | | |
| 18:11 | 23 UDEH JR. E substitution in | | | |
| 17:56 | 15 MCCULLAR K steal (1) | | | 20 JOHNSON K turnover bad pass (2) |
| 17:36 | 23 UDEH JR. E foul drawn (2) | | | 4 DAVIS D foul personal (3 - 1) |
| 17:31 | 10 WILSON J 2pt FG from turnover in the paint, layup made (11) | 39-31 | 8 | |
| 17:31 | 15 MCCULLAR K assist (1) | | | |
| 17:14 | | | | 0 BLACK A 3pt FG , jump shot missed |
| 17:11 | 15 MCCULLAR K defensive rebound (3) | | | |
| 17:05 | 10 WILSON J 3pt FG , jump shot made (14) | 42-31 | 11 | |
| 16:48 | | | | 3 SMITH JR. N 2pt FG in the paint, jump shot missed |
| 16:46 | 4 DICK G defensive rebound (4) | | | |
| 16:46 | 4 DICK G foul drawn (1) | | | 20 JOHNSON K foul personal (2 - 2) |
| 16:46 | | | | 4 DAVIS D substitution out |
| 16:46 | | | | 13 WALSH J substitution in |
| 16:35 | 10 WILSON J foul drawn (4) | | | 13 WALSH J foul personal (1 - 3) |
| 16:27 | 23 UDEH JR. E 2pt FG in the paint, layup missed | | | |
| 16:24 | 23 UDEH JR. E offensive rebound (1) | | | |
| 16:24 | 23 UDEH JR. E 2pt FG second chance in the paint, layup missed | | | |



Arkansas at Kansas

03/18/23 Wells Fargo Arena, Des Moines
2022-23 Men's Basketball

Officials: Joe Lindsay, Courtney Green, Marques Pettigrew

| Game Time | KAN | Score | Diff | ARK |
|-----------|--|--------------|-----------|--|
| 16:24 | 4 DICK G offensive rebound (5) | | | |
| 16:24 | 4 DICK G foul drawn (2) | | | 0 BLACK A foul personal (3 - 4) |
| 16:24 | | | | 0 BLACK A substitution out |
| 16:24 | | | | 20 JOHNSON K substitution out |
| 16:24 | | | | 4 DAVIS D substitution in |
| 16:24 | | | | 15 MITCHELL M substitution in |
| 16:17 | 10 WILSON J 2pt FG second chance in the paint, layup blocked | | | |
| 16:17 | | | | 1 COUNCIL IV R block (1) |
| 16:17 | offensive rebound (20) | | | |
| 16:17 | turnover sec 5 (7) | | | |
| 16:01 | | 42-33 | 9 | 4 DAVIS D 2pt FG from turnover in the paint, driving layup made (6) |
| 16:01 | 23 UDEH JR. E foul shooting (4 - 4) | | | 4 DAVIS D foul drawn (3) |
| 16:01 | 23 UDEH JR. E substitution out | | | |
| 16:01 | 35 EJIOFOR Z substitution in | | | |
| 16:01 | | 42-34 | 8 | 4 DAVIS D free throw 1 - 1 made (7) |
| 15:47 | 3 HARRIS D 2pt FG in the paint, floating jump shot made (6) | 44-34 | 10 | |
| 15:36 | | | | 1 COUNCIL IV R 2pt FG outside the paint, jump shot missed |
| 15:33 | 4 DICK G defensive rebound (6) | | | |
| 15:20 | 3 HARRIS D 2pt FG in the paint, driving layup made (8) | 46-34 | 12 | |
| 15:17 | | | | Timeout 30 Sec |
| 15:17 | Timeout media | | | |
| 15:17 | | | | 3 SMITH JR. N substitution out |
| 15:17 | | | | 0 BLACK A substitution in |
| 15:02 | | 46-36 | 10 | 4 DAVIS D 2pt FG outside the paint, jump shot made (9) |
| 14:37 | 3 HARRIS D turnover bad pass (3) | | | 0 BLACK A steal (1) |
| 14:20 | | | | 1 COUNCIL IV R 3pt FG from turnover, jump shot missed |
| 14:16 | 15 MCCULLAR K defensive rebound (4) | | | |
| 13:52 | 15 MCCULLAR K 3pt FG , jump shot missed | | | |
| 13:49 | | | | 0 BLACK A defensive rebound (3) |
| 13:36 | | 46-38 | 8 | 4 DAVIS D 2pt FG in the paint, driving layup made (11) |
| 13:14 | 15 MCCULLAR K 2pt FG in the paint, layup made (9) | 48-38 | 10 | |
| 12:55 | | 48-41 | 7 | 4 DAVIS D 3pt FG , jump shot made (14) |
| 12:55 | | | | 0 BLACK A assist (1) |
| 12:35 | 4 DICK G 3pt FG , jump shot made (7) | 51-41 | 10 | |
| 12:14 | | 51-43 | 8 | 15 MITCHELL M 2pt FG in the paint, jump shot made (4) |
| 12:14 | 35 EJIOFOR Z foul shooting (1 - 5) | | | 15 MITCHELL M foul drawn (2) |
| 12:14 | Timeout media | | | |
| 12:14 | 4 DICK G substitution out | | | |
| 12:14 | 1 YESUFU J substitution in | | | |
| 12:14 | | | | 15 MITCHELL M free throw 1 - 1 missed |
| 12:12 | 35 EJIOFOR Z defensive rebound (1) | | | |
| 11:57 | 3 HARRIS D 2pt FG in the paint, floating jump shot missed | | | |
| 11:54 | | | | 4 DAVIS D defensive rebound (5) |
| 11:50 | | 51-45 | 6 | 4 DAVIS D 2pt FG fast break in the paint, floating jump shot made (16) |
| 11:20 | 10 WILSON J 2pt FG in the paint, jump shot missed | | | |
| 11:19 | | | | defensive dead ball rebound (4) |
| 11:19 | Timeout media | | | |
| 11:19 | 35 EJIOFOR Z substitution out | | | |



Arkansas at Kansas

03/18/23 Wells Fargo Arena, Des Moines
2022-23 Men's Basketball

Officials: Joe Lindsay, Courtney Green, Marques Pettigrew

| Game Time | KAN | Score | Diff | ARK |
|-----------|--|--------------|-----------|---|
| 11:19 | 21 CLEMENCE Z substitution in | | | |
| 11:00 | | 51-47 | 4 | 15 MITCHELL M 2pt FG in the paint, layup made (6) |
| 11:00 | | | | 1 COUNCIL IV R assist (4) |
| 10:43 | 10 WILSON J foul drawn (5) | | | 13 WALSH J foul personal (2 - 5) |
| 10:42 | 21 CLEMENCE Z foul drawn (1) | | | 15 MITCHELL M foul personal (2 - 6) |
| 10:41 | 15 MCCULLAR K turnover bad pass (1) | | | 15 MITCHELL M steal (2) |
| 10:38 | 21 CLEMENCE Z foul shooting (2 - 6) | | | 4 DAVIS D foul drawn (4) |
| 10:38 | | 51-48 | 3 | 4 DAVIS D free throw fast break 1 - 2 made (17) |
| 10:38 | 1 YESUFU J substitution out | | | |
| 10:38 | 21 CLEMENCE Z substitution out | | | |
| 10:38 | 4 DICK G substitution in | | | |
| 10:38 | 35 EJIOFOR Z substitution in | | | |
| 10:38 | | 51-49 | 2 | 4 DAVIS D free throw fast break 2 - 2 made (18) |
| 10:08 | 15 MCCULLAR K 2pt FG outside the paint, jump shot missed | | | |
| 10:06 | | | | 15 MITCHELL M defensive rebound (2) |
| 09:39 | | | | 13 WALSH J 2pt FG outside the paint, step back jump shot missed |
| 09:34 | 35 EJIOFOR Z defensive rebound (2) | | | |
| 09:17 | 4 DICK G 3pt FG , jump shot blocked | | | |
| 09:17 | | | | 0 BLACK A block (1) |
| 09:12 | | | | 4 DAVIS D defensive rebound (6) |
| 09:09 | | | | 13 WALSH J 2pt FG in the paint, layup blocked |
| 09:09 | 35 EJIOFOR Z block (1) | | | |
| 09:07 | 15 MCCULLAR K defensive rebound (5) | | | |
| 09:07 | 15 MCCULLAR K foul drawn (2) | | | 4 DAVIS D foul personal (4 - 7) |
| 09:07 | | | | 15 MITCHELL M substitution out |
| 09:07 | | | | 20 JOHNSON K substitution in |
| 09:07 | 15 MCCULLAR K 1&1 free throw 1 missed | | | |
| 09:07 | | | | 20 JOHNSON K defensive rebound (7) |
| 08:54 | | 51-52 | -1 | 13 WALSH J 3pt FG , jump shot made (10) |
| 08:54 | | | | 0 BLACK A assist (2) |
| 08:51 | Timeout 30 Sec | | | |
| 08:51 | | | | 4 DAVIS D substitution out |
| 08:51 | | | | 15 MITCHELL M substitution in |
| 08:29 | 10 WILSON J foul drawn (6) | | | 15 MITCHELL M foul personal (3 - 8) |
| 08:29 | 35 EJIOFOR Z substitution out | | | |
| 08:29 | 23 UDEH JR. E substitution in | | | |
| 08:29 | 10 WILSON J 1&1 free throw 1 missed | | | |
| 08:27 | | | | 0 BLACK A defensive rebound (4) |
| 08:22 | 15 MCCULLAR K foul drawn (3) | | | 15 MITCHELL M foul offensive (4 - 9) |
| 08:22 | | | | 15 MITCHELL M turnover offensive (2) |
| 08:22 | 23 UDEH JR. E substitution out | | | |
| 08:22 | 24 ADAMS, JR. K substitution in | | | |
| 08:22 | | | | 20 JOHNSON K substitution out |
| 08:22 | | | | 4 DAVIS D substitution in |
| 08:08 | 3 HARRIS D 3pt FG , jump shot made (11) | 54-52 | 2 | |
| 07:37 | | | | 1 COUNCIL IV R 2pt FG outside the paint, jump shot missed |
| 07:36 | | | | 4 DAVIS D offensive rebound (7) |
| 07:35 | 15 MCCULLAR K foul personal (2 - 7) | | | 4 DAVIS D foul drawn (5) |



Arkansas at Kansas

03/18/23 Wells Fargo Arena, Des Moines
2022-23 Men's Basketball

Officials: Joe Lindsay, Courtney Green, Marques Pettigrew

| Game Time | KAN | Score | Diff | ARK |
|-----------|---|--------------|----------|--|
| 07:35 | Timeout media | | | |
| 07:35 | | 54-53 | 1 | 4 DAVIS D 1&1 free throw 1 made (19) |
| 07:35 | | | | 4 DAVIS D 1&1 free throw 2 missed |
| 07:33 | 10 WILSON J defensive rebound (3) | | | |
| 07:16 | 24 ADAMS, JR. K foul drawn (2) | | | 15 MITCHELL M foul shooting (5 - 10) |
| 07:16 | | | | 15 MITCHELL M substitution out |
| 07:16 | | | | 20 JOHNSON K substitution in |
| 07:16 | 24 ADAMS, JR. K free throw 1 - 2 made (9) | 55-53 | 2 | |
| 07:16 | 24 ADAMS, JR. K free throw 2 - 2 missed | | | |
| 07:14 | | | | 1 COUNCIL IV R defensive rebound (4) |
| 07:01 | | 55-55 | 0 | 4 DAVIS D 2pt FG outside the paint, jump shot made (21) |
| 06:38 | 24 ADAMS, JR. K foul drawn (3) | | | 20 JOHNSON K foul personal (3 - 11) |
| 06:38 | 24 ADAMS, JR. K free throw 1 - 2 made (10) | 56-55 | 1 | |
| 06:38 | 24 ADAMS, JR. K free throw 2 - 2 made (11) | 57-55 | 2 | |
| 06:24 | | | | 0 BLACK A 2pt FG outside the paint, jump shot missed |
| 06:20 | | | | 20 JOHNSON K offensive rebound (8) |
| 06:20 | | | | 20 JOHNSON K 2pt FG second chance in the paint, layup missed |
| 06:19 | 3 HARRIS D defensive rebound (4) | | | |
| 06:01 | 15 MCCULLAR K foul drawn (4) | | | 13 WALSH J foul shooting (3 - 12) |
| 06:01 | 15 MCCULLAR K free throw 1 - 2 missed | | | |
| 06:01 | offensive dead ball rebound (1) | | | |
| 06:01 | 15 MCCULLAR K free throw 2 - 2 made (10) | 58-55 | 3 | |
| 05:49 | | | | 1 COUNCIL IV R 2pt FG outside the paint, jump shot blocked |
| 05:49 | 15 MCCULLAR K block (1) | | | |
| 05:47 | | | | 4 DAVIS D offensive rebound (8) |
| 05:45 | 15 MCCULLAR K foul shooting (3 - 8) | | | 4 DAVIS D foul drawn (6) |
| 05:45 | | 58-56 | 2 | 4 DAVIS D free throw 1 - 2 made (22) |
| 05:45 | | 58-57 | 1 | 4 DAVIS D free throw 2 - 2 made (23) |
| 05:24 | 24 ADAMS, JR. K 2pt FG in the paint, turnaround jump shot made (13) | 60-57 | 3 | |
| 05:24 | 24 ADAMS, JR. K foul drawn (4) | | | 20 JOHNSON K foul shooting (4 - 13) |
| 05:24 | 24 ADAMS, JR. K free throw 1 - 1 made (14) | 61-57 | 4 | |
| 05:11 | | | | 4 DAVIS D 2pt FG outside the paint, jump shot missed |
| 05:08 | 4 DICK G defensive rebound (7) | | | |
| 04:59 | turnover 10 sec back court (10) | | | |
| 04:46 | | 61-59 | 2 | 1 COUNCIL IV R 2pt FG from turnover outside the paint, jump shot made (12) |
| 04:21 | 3 HARRIS D 2pt FG in the paint, driving layup missed | | | |
| 04:18 | | | | 20 JOHNSON K defensive rebound (9) |
| 04:14 | | 61-61 | 0 | 4 DAVIS D 2pt FG in the paint, driving layup made (25) |
| 03:48 | 15 MCCULLAR K 3pt FG , jump shot made (13) | 64-61 | 3 | |
| 03:33 | | | | 4 DAVIS D 3pt FG , jump shot missed |
| 03:30 | 10 WILSON J defensive rebound (4) | | | |
| 03:12 | 24 ADAMS, JR. K 2pt FG outside the paint, jump shot missed | | | |
| 03:09 | | | | 1 COUNCIL IV R defensive rebound (5) |
| 03:05 | 15 MCCULLAR K foul shooting (4 - 9) | | | 1 COUNCIL IV R foul drawn (4) |
| 03:05 | | 64-62 | 2 | 1 COUNCIL IV R free throw 1 - 2 made (13) |
| 03:05 | | 64-63 | 1 | 1 COUNCIL IV R free throw 2 - 2 made (14) |
| 02:45 | 10 WILSON J turnover lost ball (2) | | | 13 WALSH J steal (2) |



Arkansas at Kansas

03/18/23 Wells Fargo Arena, Des Moines
2022-23 Men's Basketball

Officials: Joe Lindsay, Courtney Green, Marques Pettigrew

| Game Time | KAN | Score | Diff | ARK |
|-----------|--|--------------|-----------|--|
| 02:23 | | | | 0 BLACK A 2pt FG from turnover in the paint, layup blocked |
| 02:23 | 15 MCCULLAR K block (2) | | | |
| 02:22 | | | | offensive rebound (34) |
| 02:14 | | | | turnover shot clock (11) |
| 01:56 | 3 HARRIS D foul drawn (2) | | | 4 DAVIS D foul personal (5 - 14) |
| 01:56 | | | | 4 DAVIS D substitution out |
| 01:56 | | | | 3 SMITH JR. N substitution in |
| 01:56 | 3 HARRIS D free throw 1 - 2 missed | | | |
| 01:56 | offensive dead ball rebound (2) | | | |
| 01:56 | 3 HARRIS D free throw 2 - 2 made (12) | 65-63 | 2 | |
| 01:43 | | 65-65 | 0 | 1 COUNCIL IV R 2pt FG outside the paint, step back jump shot made (16) |
| 01:29 | Timeout 30 Sec | | | |
| 01:08 | 24 ADAMS, JR. K 2pt FG outside the paint, jump shot missed | | | |
| 01:08 | offensive dead ball rebound (3) | | | |
| 01:08 | turnover shot clock (12) | | | |
| 00:52 | | | | 1 COUNCIL IV R 2pt FG from turnover outside the paint, jump shot missed |
| 00:47 | | | | 20 JOHNSON K offensive rebound (10) |
| 00:47 | | 65-67 | -2 | 20 JOHNSON K 2pt FG from turnover second chance in the paint, layup made (4) |
| 00:39 | 10 WILSON J foul drawn (7) | | | 13 WALSH J foul personal (4 - 15) |
| 00:39 | 10 WILSON J free throw 1 - 2 made (15) | 66-67 | -1 | |
| 00:39 | 10 WILSON J free throw 2 - 2 made (16) | 67-67 | 0 | |
| 00:23 | 15 MCCULLAR K foul shooting (5 - 10) | | | 1 COUNCIL IV R foul drawn (5) |
| 00:23 | 15 MCCULLAR K substitution out | | | |
| 00:23 | 1 YESUFU J substitution in | | | |
| 00:23 | | 67-68 | -1 | 1 COUNCIL IV R free throw 1 - 2 made (17) |
| 00:23 | | | | 1 COUNCIL IV R free throw 2 - 2 missed |
| 00:21 | | | | 1 COUNCIL IV R offensive rebound (6) |
| 00:20 | 10 WILSON J foul shooting (3 - 11) | | | 1 COUNCIL IV R foul drawn (6) |
| 00:20 | | 67-69 | -2 | 1 COUNCIL IV R free throw 1 - 2 made (18) |
| 00:20 | | 67-70 | -3 | 1 COUNCIL IV R free throw 2 - 2 made (19) |
| 00:16 | Timeout 60 Sec | | | |
| 00:08 | 10 WILSON J foul drawn (8) | | | 13 WALSH J foul shooting (5 - 16) |
| 00:08 | | | | 13 WALSH J substitution out |
| 00:08 | | | | 5 PINION J substitution in |
| 00:08 | 10 WILSON J free throw 1 - 2 made (17) | 68-70 | -2 | |
| 00:08 | 10 WILSON J free throw 2 - 2 made (18) | 69-70 | -1 | |
| 00:07 | 3 HARRIS D foul personal (2 - 12) | | | 1 COUNCIL IV R foul drawn (7) |
| 00:07 | | 69-71 | -2 | 1 COUNCIL IV R free throw 1 - 2 made (20) |
| 00:07 | | | | 5 PINION J substitution out |
| 00:07 | | | | 23 FORD D substitution in |
| 00:07 | | 69-72 | -3 | 1 COUNCIL IV R free throw 2 - 2 made (21) |
| 00:03 | 10 WILSON J foul drawn (9) | | | 0 BLACK A foul personal (4 - 17) |
| 00:03 | 10 WILSON J free throw 1 - 2 made (19) | 70-72 | -2 | |
| 00:03 | 1 YESUFU J substitution out | | | |
| 00:03 | 23 UDEH JR. E substitution in | | | |
| 00:03 | | | | 23 FORD D substitution out |
| 00:03 | | | | 22 MITCHELL M substitution in |



Official Basketball Play by Play - Second Half

Arkansas at Kansas

03/18/23 Wells Fargo Arena, Des Moines
2022-23 Men's Basketball

Game Time: 4:15 PM
Game Duration: 2:18

Officials: Joe Lindsay, Courtney Green, Marques Pettigrew

| Game Time | KAN | Score | Diff | ARK |
|---------------|--|-------|------|-----|
| 00:03 | 10 WILSON J free throw 2 - 2 made (20) | 71-72 | -1 | |
| END OF GAME | | | | |
| KAN 71-72 ARK | | | | |



Arkansas at Kansas

03/18/23 Wells Fargo Arena, Des Moines
2022-23 Men's Basketball

Officials: Joe Lindsay, Courtney Green, Marques Pettigrew

Arkansas - 45

| NO. | Name | Min | FG | 3P | FT | Rebounds | | | Fouls | | TP | AS | TO | ST | Blocks | | +/- |
|---------------|------------------|---------|-------|-----|-------|----------|----|-----|-------|----|----|----|----|----|--------|----|-----|
| | | | M-A | M-A | M-A | OR | DR | TOT | PF | FD | | | | | BS | BA | |
| 20 | Kamani Johnson | F 11:37 | 2-3 | 0-0 | 0-0 | 4 | 3 | 7 | 3 | 1 | 4 | 0 | 1 | 0 | 0 | 0 | 2 |
| 0 | Anthony Black | G 18:53 | 0-3 | 0-1 | 2-2 | 0 | 2 | 2 | 2 | 1 | 2 | 2 | 0 | 1 | 1 | 1 | 10 |
| 1 | Ricky Council IV | G 20:00 | 2-9 | 0-2 | 7-8 | 1 | 2 | 3 | 0 | 5 | 11 | 1 | 0 | 0 | 1 | 1 | 9 |
| 3 | Nick Smith Jr. | G 06:39 | 0-1 | 0-0 | 0-0 | 0 | 0 | 0 | 0 | 0 | 0 | 0 | 0 | 0 | 0 | 0 | -2 |
| 4 | Davonte Davis | G 17:13 | 7-9 | 1-2 | 6-7 | 2 | 2 | 4 | 3 | 4 | 21 | 0 | 0 | 0 | 0 | 0 | 7 |
| 13 | Jordan Walsh | 16:38 | 1-3 | 1-1 | 0-0 | 0 | 0 | 0 | 5 | 0 | 3 | 0 | 0 | 1 | 0 | 1 | 14 |
| 15 | Makhi Mitchell | 08:52 | 2-2 | 0-0 | 0-1 | 0 | 1 | 1 | 4 | 1 | 4 | 0 | 1 | 1 | 0 | 0 | 7 |
| 5 | Joseph Pinion | 00:01 | 0-0 | 0-0 | 0-0 | 0 | 0 | 0 | 0 | 0 | 0 | 0 | 0 | 0 | 0 | 0 | -1 |
| 23 | Derrian Ford | 00:04 | 0-0 | 0-0 | 0-0 | 0 | 0 | 0 | 0 | 0 | 0 | 0 | 0 | 0 | 0 | 0 | 0 |
| 22 | Makhel Mitchell | 00:03 | 0-0 | 0-0 | 0-0 | 0 | 0 | 0 | 0 | 0 | 0 | 0 | 0 | 0 | 0 | 0 | -1 |
| Team | | | | | | 1 | 0 | 1 | | | 0 | | 1 | | | | |
| Totals | | | 14-30 | 2-6 | 15-18 | 8 | 10 | 18 | 17 | 12 | 45 | 3 | 3 | 3 | 2 | 3 | 9 |

| Shooting By Period | | |
|--------------------|-------|-------|
| 2nd FG% | 14-30 | 46.7% |
| 3PT% | 2-6 | 33.3% |
| FT% | 15-18 | 83.3% |
| GM FG% | 14-30 | 46.7% |
| 3PT% | 2-6 | 33.3% |
| FT% | 15-18 | 83.3% |

Dead Ball Rebounds: 0, 1

Technical Fouls::NONE

Kansas - 36

| NO. | Name | Min | FG | 3P | FT | Rebounds | | | Fouls | | TP | AS | TO | ST | Blocks | | +/- |
|---------------|-----------------|---------|-------|-----|-------|----------|----|-----|-------|----|----|----|----|----|--------|----|-----|
| | | | M-A | M-A | M-A | OR | DR | TOT | PF | FD | | | | | BS | BA | |
| 10 | Jalen Wilson | F 20:00 | 2-4 | 1-1 | 6-7 | 0 | 2 | 2 | 1 | 6 | 11 | 0 | 1 | 0 | 0 | 1 | -9 |
| 24 | KJ Adams, Jr. | F 10:11 | 2-4 | 0-0 | 4-5 | 0 | 0 | 0 | 2 | 3 | 8 | 0 | 0 | 0 | 0 | 0 | -2 |
| 3 | Dajuan Harris | G 20:00 | 3-5 | 1-1 | 1-2 | 0 | 1 | 1 | 2 | 1 | 8 | 1 | 1 | 0 | 0 | 0 | -9 |
| 4 | Gradey Dick | G 18:24 | 1-3 | 1-2 | 0-0 | 1 | 3 | 4 | 0 | 2 | 3 | 0 | 0 | 0 | 0 | 1 | -4 |
| 15 | Kevin McCullar | G 19:36 | 2-4 | 1-2 | 1-3 | 0 | 3 | 3 | 4 | 3 | 6 | 1 | 1 | 1 | 2 | 0 | -8 |
| 0 | Bobby Pettiford | 00:00 | 0-0 | 0-0 | 0-0 | 0 | 0 | 0 | 0 | 0 | 0 | 0 | 0 | 0 | 0 | 0 | 0 |
| 23 | Ernest Udeh Jr. | 02:20 | 0-2 | 0-0 | 0-0 | 1 | 0 | 1 | 1 | 1 | 0 | 0 | 0 | 0 | 0 | 0 | 4 |
| 35 | Zuby Ejiolor | 06:51 | 0-0 | 0-0 | 0-0 | 0 | 2 | 2 | 1 | 0 | 0 | 0 | 0 | 0 | 1 | 0 | -7 |
| 1 | Joseph Yesufu | 01:57 | 0-0 | 0-0 | 0-0 | 0 | 0 | 0 | 0 | 0 | 0 | 0 | 0 | 0 | 0 | 0 | -7 |
| 21 | Zach Clemence | 00:41 | 0-0 | 0-0 | 0-0 | 0 | 0 | 0 | 1 | 1 | 0 | 0 | 0 | 0 | 0 | 0 | -3 |
| Team | | | | | | 1 | 0 | 1 | | | 0 | | 3 | | | | |
| Totals | | | 10-22 | 4-6 | 12-17 | 3 | 11 | 14 | 12 | 17 | 36 | 2 | 6 | 1 | 3 | 2 | -9 |

| Shooting By Period | | |
|--------------------|-------|-------|
| 2nd FG% | 10-22 | 45.5% |
| 3PT% | 4-6 | 66.7% |
| FT% | 12-17 | 70.6% |
| GM FG% | 10-22 | 45.5% |
| 3PT% | 4-6 | 66.7% |
| FT% | 12-17 | 70.6% |

Dead Ball Rebounds: 3, 0

Technical Fouls::NONE

| | ARK | KAN |
|------------------|---------------------------|----------------------------|
| Biggest lead | 3 (2 nd 0:20) | 12 (2 nd 15:20) |
| Best Scoring Run | 11 (2 nd 8:54) | 7 (2 nd 17:05) |
| Lead Changes | 3 | |
| Times Tied | 4 | |
| Time with Lead | 01:18 | 16:24 |

| Points from | ARK | KAN |
|---------------|-----|-----|
| Turnovers | 9 | 3 |
| Paint | 16 | 12 |
| Second Chance | 9 | 0 |
| Fast Breaks | 4 | 0 |
| Bench | 7 | 0 |

| | Period by Period Scoring | | |
|-----|--------------------------|-----|-----|
| | 1st | 2nd | TOT |
| ARK | 27 | 45 | 72 |
| KAN | 35 | 36 | 71 |



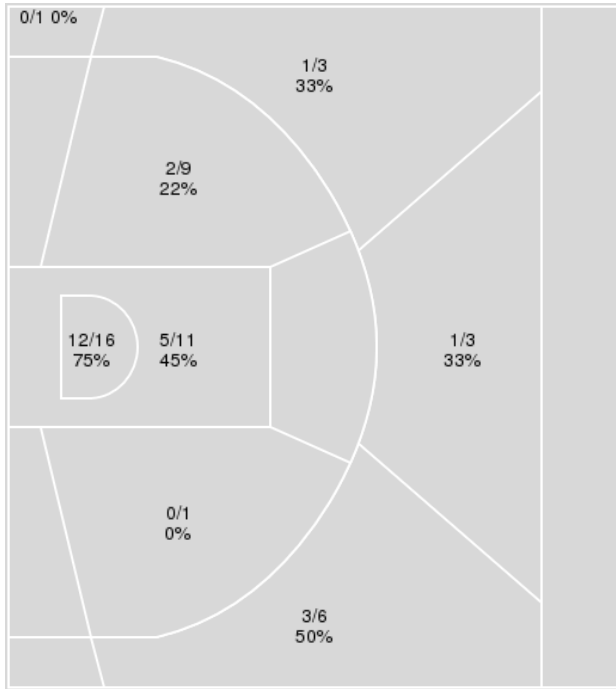
Arkansas at Kansas

03/18/23 Wells Fargo Arena, Des Moines
2022-23 Men's Basketball

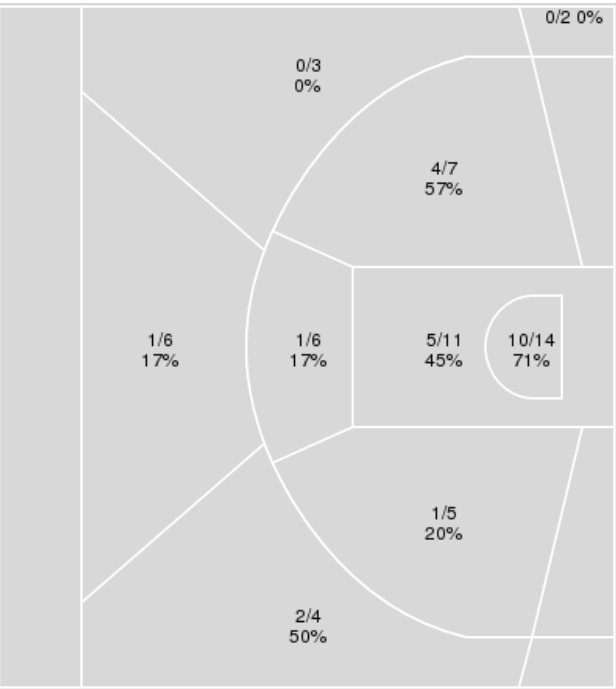
Officials: Joe Lindsay, Courtney Green, Marques Pettigrew

{ Players => 0, 1, 3, 4, 5, 10, 11, 12, 13, 15, 20, 21, 22, 23, 24, 31, 35; } { Players => All; } FG Types => All; Results => All;
FG Types => All; Results => All;

Kansas



Arkansas



| Kansas | M/A | % |
|-------------|-------|----|
| Field Goals | 24/50 | 48 |
| 2 Points | 19/37 | 51 |
| 3 Points | 5/13 | 38 |
| Free Throws | 18/25 | 72 |

| Arkansas | M/A | % |
|-------------|-------|----|
| Field Goals | 24/58 | 41 |
| 2 Points | 21/43 | 49 |
| 3 Points | 3/15 | 20 |
| Free Throws | 21/26 | 81 |



Arkansas at Kansas

03/18/23 Wells Fargo Arena, Des Moines
2022-23 Men's Basketball

Officials: Joe Lindsay, Courtney Green, Marques Pettigrew

Arkansas

| No | Name | Mins | | Score | | Points Diff | | Points per Min | | Assists | | Rebounds | | Steals | | Turnovers | |
|----|------------------|-------|-------|---------|---------|-------------|-----|----------------|------|---------|-----|----------|-----|--------|-----|-----------|-----|
| | | On | Off | On | Off | On | Off | On | Off | On | Off | On | Off | On | Off | On | Off |
| 0 | Anthony Black | 37:13 | 02:47 | 69 - 65 | 3 - 6 | 4 | -3 | 1.85 | 1.08 | 8 | 0 | 34 | 2 | 5 | 0 | 10 | 1 |
| 1 | Ricky Council IV | 40:00 | 00:00 | 72 - 71 | 0 - 0 | 1 | 0 | 1.80 | 0.00 | 8 | 0 | 36 | 0 | 5 | 0 | 11 | 0 |
| 3 | Nick Smith Jr. | 16:17 | 23:43 | 28 - 37 | 44 - 34 | -9 | 10 | 1.72 | 1.86 | 2 | 6 | 15 | 21 | 0 | 5 | 5 | 6 |
| 4 | Davonte Davis | 30:43 | 09:17 | 51 - 53 | 21 - 18 | -2 | 3 | 1.66 | 2.26 | 7 | 1 | 27 | 9 | 5 | 0 | 9 | 2 |
| 5 | Joseph Pinion | 00:01 | 39:59 | 1 - 2 | 71 - 69 | -1 | 2 | 60.00 | 1.78 | 0 | 8 | 0 | 36 | 0 | 5 | 0 | 11 |
| 11 | Jalen Graham | 04:01 | 35:59 | 9 - 7 | 63 - 64 | 2 | -1 | 2.24 | 1.75 | 1 | 7 | 2 | 34 | 0 | 5 | 0 | 11 |
| 13 | Jordan Walsh | 33:15 | 06:45 | 64 - 52 | 8 - 19 | 12 | -11 | 1.92 | 1.19 | 7 | 1 | 30 | 6 | 5 | 0 | 7 | 4 |
| 15 | Makhi Mitchell | 19:23 | 20:37 | 33 - 29 | 39 - 42 | 4 | -3 | 1.70 | 1.89 | 5 | 3 | 16 | 20 | 4 | 1 | 6 | 5 |
| 20 | Kamani Johnson | 19:00 | 21:00 | 32 - 37 | 40 - 34 | -5 | 6 | 1.68 | 1.90 | 2 | 6 | 20 | 16 | 1 | 4 | 7 | 4 |
| 22 | Makhel Mitchell | 00:03 | 39:57 | 0 - 1 | 72 - 70 | -1 | 2 | 0.00 | 1.80 | 0 | 8 | 0 | 36 | 0 | 5 | 0 | 11 |
| 23 | Derrian Ford | 00:04 | 39:56 | 1 - 1 | 71 - 70 | 0 | 1 | 15.00 | 1.78 | 0 | 8 | 0 | 36 | 0 | 5 | 0 | 11 |

Kansas

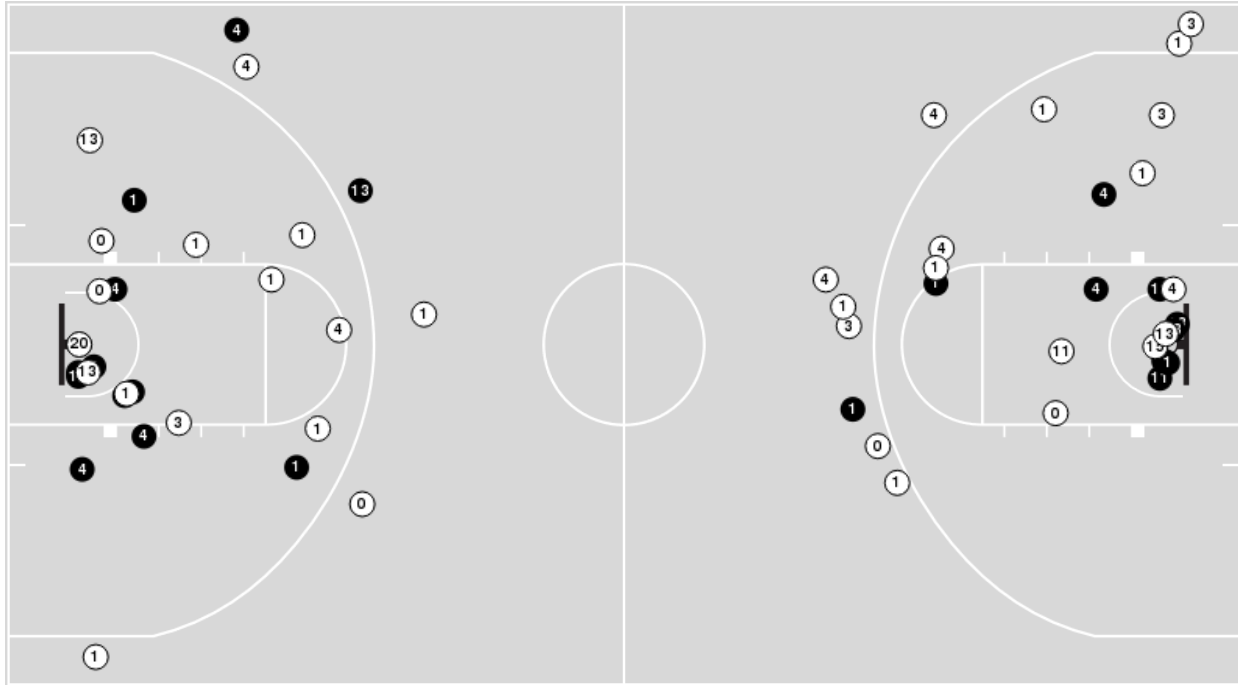
| No | Name | Mins | | Score | | Points Diff | | Points per Min | | Assists | | Rebounds | | Steals | | Turnovers | |
|----|-----------------|-------|-------|---------|---------|-------------|-----|----------------|------|---------|-----|----------|-----|--------|-----|-----------|-----|
| | | On | Off | On | Off | On | Off | On | Off | On | Off | On | Off | On | Off | On | Off |
| 0 | Bobby Pettiford | 06:30 | 33:30 | 12 - 12 | 59 - 60 | 0 | -1 | 1.85 | 1.76 | 2 | 7 | 1 | 28 | 1 | 4 | 2 | 10 |
| 1 | Joseph Yesufu | 08:27 | 31:33 | 16 - 23 | 55 - 49 | -7 | 6 | 1.89 | 1.74 | 3 | 6 | 3 | 26 | 1 | 4 | 3 | 9 |
| 3 | Dajuan Harris | 35:24 | 04:36 | 61 - 62 | 10 - 10 | -1 | 0 | 1.72 | 2.17 | 8 | 1 | 29 | 0 | 4 | 1 | 12 | 0 |
| 4 | Gradey Dick | 35:34 | 04:26 | 65 - 60 | 6 - 12 | 5 | -6 | 1.83 | 1.35 | 7 | 2 | 28 | 1 | 4 | 1 | 10 | 2 |
| 10 | Jalen Wilson | 36:08 | 03:52 | 65 - 66 | 6 - 6 | -1 | 0 | 1.80 | 1.55 | 8 | 1 | 28 | 1 | 5 | 0 | 10 | 2 |
| 15 | Kevin McCullar | 36:23 | 03:37 | 62 - 61 | 9 - 11 | 1 | -2 | 1.70 | 2.49 | 8 | 1 | 27 | 2 | 5 | 0 | 11 | 1 |
| 21 | Zach Clemence | 03:12 | 36:48 | 4 - 7 | 67 - 65 | -3 | 2 | 1.25 | 1.82 | 0 | 9 | 0 | 29 | 0 | 5 | 1 | 11 |
| 23 | Ernest Udeh Jr. | 05:56 | 34:04 | 11 - 6 | 60 - 66 | 5 | -6 | 1.85 | 1.76 | 3 | 6 | 9 | 20 | 1 | 4 | 4 | 8 |
| 24 | KJ Adams, Jr. | 25:35 | 14:25 | 50 - 47 | 21 - 25 | 3 | -4 | 1.95 | 1.46 | 6 | 3 | 15 | 14 | 4 | 1 | 6 | 6 |
| 35 | Zuby Ejiofor | 06:51 | 33:09 | 9 - 16 | 62 - 56 | -7 | 6 | 1.31 | 1.87 | 0 | 9 | 5 | 24 | 0 | 5 | 1 | 11 |



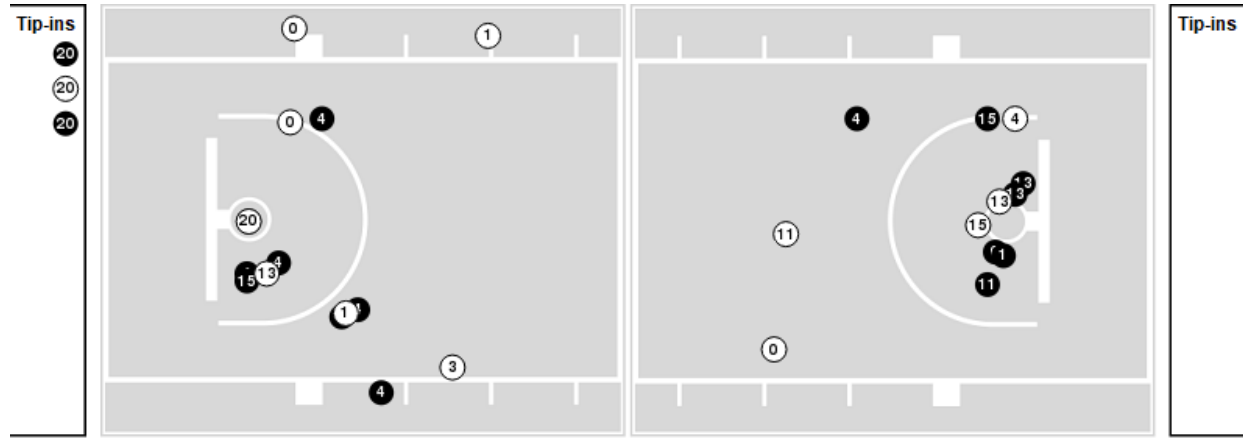
Officials: Joe Lindsay, Courtney Green, Marques Pettigrew

Players => AllFG Types=>AllResults=>All
Arkansas

All Field Goals



Blow Up Chart



● Made ○ Missed N - Player Number

| Arkansas | M/A | % |
|-------------|-------|----|
| Field Goals | 24/58 | 41 |
| 2 Points | 21/43 | 49 |
| 3 Points | 3/15 | 20 |
| Free Throws | 21/26 | 81 |

| Arkansas | M/A | % |
|----------------------|--------------|-----|
| Points in the Paint | 30 (15 / 25) | 60 |
| Fast Break Points | 4 (3/3) | 100 |
| Second Chance Points | 15 (12/15) | 80 |
| Effective FG% | 44 | |



Arkansas at Kansas

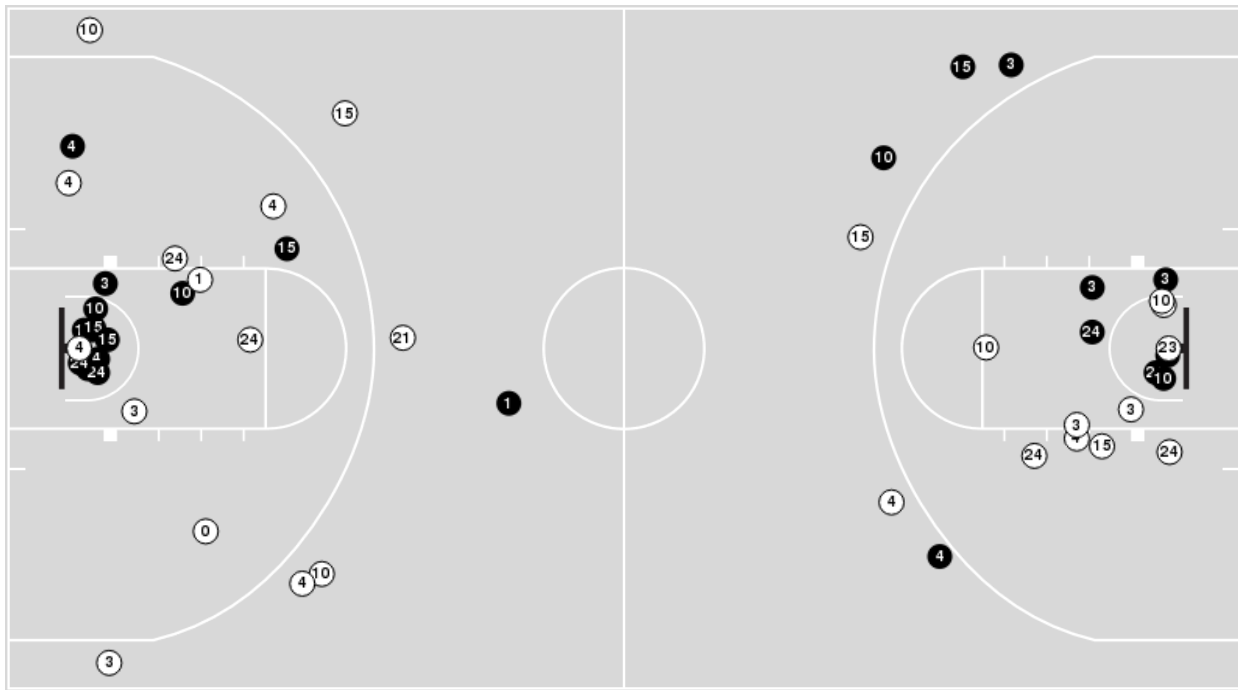
03/18/23 Wells Fargo Arena, Des Moines
2022-23 Men's Basketball

Officials: Joe Lindsay, Courtney Green, Marques Pettigrew

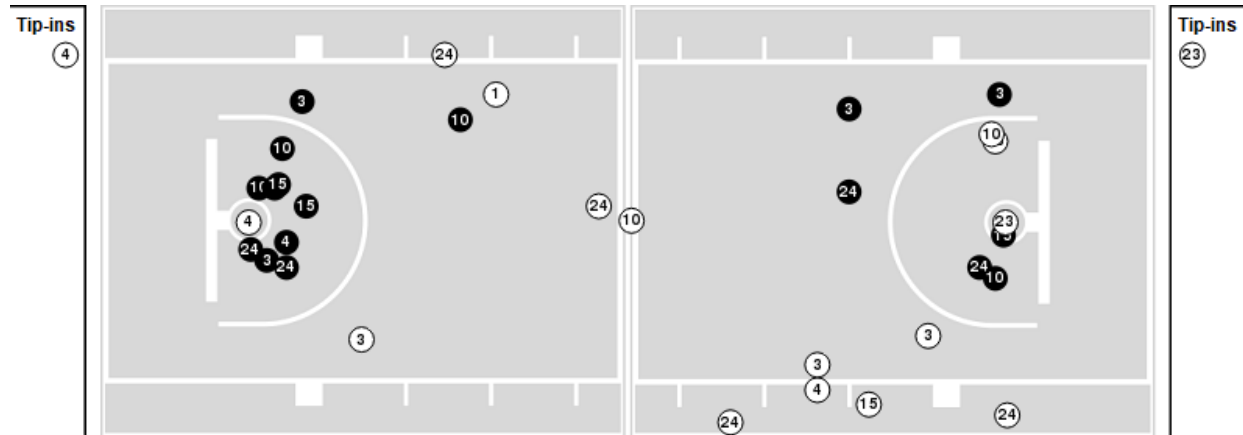
Players => 0, 1, 3, 4, 5, 10, 11, 12, 13, 15, 20, 21, 22, 23, 24, 31, 35FG Types=>AllResults=>All

Kansas

All Field Goals



Blow Up Chart



● Made ○ Missed N - Player Number

| Kansas | M/A | % |
|-------------|-------|----|
| Field Goals | 24/50 | 48 |
| 2 Points | 19/37 | 51 |
| 3 Points | 5/13 | 38 |
| Free Throws | 18/25 | 72 |

| Kansas | M/A | % |
|----------------------|--------------|-----|
| Points in the Paint | 34 (17 / 27) | 63 |
| Fast Break Points | 6 (3/3) | 100 |
| Second Chance Points | 2 (1/6) | 17 |
| Effective FG% | 53 | |



Arkansas at Kansas

03/18/23 Wells Fargo Arena, Des Moines
2022-23 Men's Basketball

Game Time: 4:15 PM
Game Duration: 2:18

Officials: Joe Lindsay, Courtney Green, Marques Pettigrew

Arkansas

| Lineup | Quarter On | Time On | Quarter Off | Time Off | Time on Court | Score | Score Diff | Reb | Stl | Tov | Ass | PPP |
|---|------------|---------|-------------|----------|---------------|-------|------------|-----|-----|-----|-----|--------|
| 0- Black A/ 1- Council IV R/ 3- Smith Jr. N/ 4- Davis D/ 20- Johnson K/ | 1 | 20:00 | 1 | 16:37 | 03:23 | 2-8 | -6 | 3 | 0 | 3 | 1 | 0.3333 |
| 0- Black A/ 1- Council IV R/ 4- Davis D/ 13- Walsh J/ 20- Johnson K/ | 1 | 16:37 | 1 | 15:53 | 00:44 | 0-1 | -1 | 1 | 0 | 0 | 0 | 0.0000 |
| 1- Council IV R/ 3- Smith Jr. N/ 4- Davis D/ 13- Walsh J/ 15- Mitchell M/ | 1 | 15:53 | 1 | 14:13 | 01:40 | 0-2 | -2 | 2 | 0 | 1 | 0 | 0.0000 |
| 0- Black A/ 1- Council IV R/ 4- Davis D/ 13- Walsh J/ 15- Mitchell M/ | 1 | 14:13 | 1 | 11:55 | 02:18 | 4-2 | 2 | 2 | 1 | 0 | 1 | 1.3333 |
| 0- Black A/ 1- Council IV R/ 4- Davis D/ 11- Graham J/ 13- Walsh J/ | 1 | 11:55 | 1 | 11:20 | 00:35 | 0-0 | 0 | 0 | 0 | 0 | 0 | 0.0000 |
| 0- Black A/ 1- Council IV R/ 3- Smith Jr. N/ 11- Graham J/ 13- Walsh J/ | 1 | 11:20 | 1 | 08:42 | 02:38 | 6-5 | 1 | 2 | 0 | 0 | 1 | 1.7442 |
| 0- Black A/ 1- Council IV R/ 4- Davis D/ 11- Graham J/ 13- Walsh J/ | 1 | 08:42 | 1 | 07:54 | 00:48 | 3-2 | 1 | 0 | 0 | 0 | 0 | 2.0833 |
| 0- Black A/ 1- Council IV R/ 4- Davis D/ 13- Walsh J/ 15- Mitchell M/ | 1 | 07:54 | 1 | 03:52 | 04:02 | 6-9 | -3 | 4 | 1 | 3 | 2 | 0.7500 |
| 0- Black A/ 1- Council IV R/ 3- Smith Jr. N/ 13- Walsh J/ 20- Johnson K/ | 1 | 03:52 | 1 | 02:31 | 01:21 | 2-2 | 0 | 2 | 0 | 0 | 0 | 0.8197 |
| 0- Black A/ 1- Council IV R/ 3- Smith Jr. N/ 13- Walsh J/ 15- Mitchell M/ | 1 | 02:31 | 1 | 01:55 | 00:36 | 2-2 | 0 | 1 | 0 | 0 | 0 | 2.2727 |
| 0- Black A/ 1- Council IV R/ 13- Walsh J/ 15- Mitchell M/ 20- Johnson K/ | 1 | 01:55 | 2 | 20:00 | 01:55 | 2-2 | 0 | 1 | 0 | 1 | 0 | 0.6024 |
| 0- Black A/ 1- Council IV R/ 3- Smith Jr. N/ 4- Davis D/ 20- Johnson K/ | 2 | 20:00 | 2 | 16:46 | 03:14 | 4-7 | -3 | 3 | 0 | 1 | 0 | 0.8197 |
| 0- Black A/ 1- Council IV R/ 3- Smith Jr. N/ 13- Walsh J/ 20- Johnson K/ | 2 | 16:46 | 2 | 16:24 | 00:22 | 0-0 | 0 | 0 | 0 | 0 | 0 | 0.0000 |
| 1- Council IV R/ 3- Smith Jr. N/ 4- Davis D/ 13- Walsh J/ 15- Mitchell M/ | 2 | 16:24 | 2 | 15:17 | 01:07 | 3-4 | -1 | 0 | 0 | 0 | 0 | 1.2295 |
| 0- Black A/ 1- Council IV R/ 4- Davis D/ 13- Walsh J/ 15- Mitchell M/ | 2 | 15:17 | 2 | 09:07 | 06:10 | 15-5 | 10 | 4 | 2 | 0 | 2 | 1.4535 |
| 0- Black A/ 1- Council IV R/ 4- Davis D/ 13- Walsh J/ 20- Johnson K/ | 2 | 09:07 | 2 | 08:51 | 00:16 | 3-0 | 3 | 1 | 0 | 0 | 1 | 3.0000 |
| 0- Black A/ 1- Council IV R/ 13- Walsh J/ 15- Mitchell M/ 20- Johnson K/ | 2 | 08:51 | 2 | 08:22 | 00:29 | 0-0 | 0 | 1 | 0 | 1 | 0 | 0.0000 |
| 0- Black A/ 1- Council IV R/ 4- Davis D/ 13- Walsh J/ 15- Mitchell M/ | 2 | 08:22 | 2 | 07:16 | 01:06 | 1-3 | -2 | 1 | 0 | 0 | 0 | 1.1364 |
| 0- Black A/ 1- Council IV R/ 4- Davis D/ 13- Walsh J/ 20- Johnson K/ | 2 | 07:16 | 2 | 01:56 | 05:20 | 10-10 | 0 | 6 | 1 | 1 | 0 | 1.1416 |
| 0- Black A/ 1- Council IV R/ 3- Smith Jr. N/ 13- Walsh J/ 20- Johnson K/ | 2 | 01:56 | 2 | 00:08 | 01:48 | 7-3 | 4 | 2 | 0 | 0 | 0 | 2.5362 |
| 0- Black A/ 1- Council IV R/ 3- Smith Jr. N/ 5- Pinion J/ 20- Johnson K/ | 2 | 00:08 | 2 | 00:07 | 00:01 | 1-2 | -1 | 0 | 0 | 0 | 0 | 2.2727 |
| 0- Black A/ 1- Council IV R/ 3- Smith Jr. N/ 20- Johnson K/ 23- Ford D/ | 2 | 00:07 | 2 | 00:03 | 00:04 | 1-1 | 0 | 0 | 0 | 0 | 0 | 2.2727 |
| 0- Black A/ 1- Council IV R/ 3- Smith Jr. N/ 20- Johnson K/ 22- Mitchell M/ | 2 | 00:03 | 2 | 00:00 | 00:03 | 0-1 | -1 | 0 | 0 | 0 | 0 | 0.0000 |



Arkansas at Kansas

03/18/23 Wells Fargo Arena, Des Moines
2022-23 Men's Basketball

Game Time: 4:15 PM
Game Duration: 2:18

Officials: Joe Lindsay, Courtney Green, Marques Pettigrew

Kansas

| Lineup | Quarter On | Time On | Quarter Off | Time Off | Time on Court | Score | Score Diff | Reb | Stl | Tov | Ass | PPP |
|--|------------|---------|-------------|----------|---------------|-------|------------|-----|-----|-----|-----|--------|
| 3- Harris D/ 4- Dick G/ 10- Wilson J/ 15- McCullar K/ 24- Adams, Jr. K/ | 1 | 20:00 | 1 | 11:55 | 08:05 | 13-6 | 7 | 9 | 3 | 2 | 2 | 1.0188 |
| 1- Yesufu J/ 3- Harris D/ 4- Dick G/ 10- Wilson J/ 23- Udeh Jr. E/ | 1 | 11:55 | 1 | 10:26 | 01:29 | 0-2 | -2 | 2 | 0 | 1 | 0 | 0.0000 |
| 1- Yesufu J/ 3- Harris D/ 4- Dick G/ 10- Wilson J/ 24- Adams, Jr. K/ | 1 | 10:26 | 1 | 08:42 | 01:44 | 5-4 | 1 | 0 | 0 | 0 | 1 | 2.5000 |
| 1- Yesufu J/ 3- Harris D/ 10- Wilson J/ 15- McCullar K/ 24- Adams, Jr. K/ | 1 | 08:42 | 1 | 07:54 | 00:48 | 2-3 | -1 | 0 | 0 | 1 | 1 | 1.0000 |
| 0- Pettiford B/ 1- Yesufu J/ 10- Wilson J/ 15- McCullar K/ 24- Adams, Jr. K/ | 1 | 07:54 | 1 | 06:25 | 01:29 | 4-4 | 0 | 0 | 1 | 0 | 1 | 1.3333 |
| 0- Pettiford B/ 3- Harris D/ 10- Wilson J/ 15- McCullar K/ 24- Adams, Jr. K/ | 1 | 06:25 | 1 | 05:52 | 00:33 | 0-0 | 0 | 0 | 0 | 0 | 0 | 0.0000 |
| 0- Pettiford B/ 3- Harris D/ 4- Dick G/ 15- McCullar K/ 23- Udeh Jr. E/ | 1 | 05:52 | 1 | 04:31 | 01:21 | 2-2 | 0 | 1 | 0 | 2 | 1 | 0.6667 |
| 0- Pettiford B/ 3- Harris D/ 10- Wilson J/ 15- McCullar K/ 23- Udeh Jr. E/ | 1 | 04:31 | 1 | 04:31 | 00:00 | 0-0 | 0 | 0 | 0 | 0 | 0 | 0.0000 |
| 3- Harris D/ 4- Dick G/ 10- Wilson J/ 15- McCullar K/ 24- Adams, Jr. K/ | 1 | 04:31 | 1 | 03:45 | 00:46 | 3-0 | 3 | 1 | 0 | 0 | 1 | 1.2295 |
| 3- Harris D/ 4- Dick G/ 10- Wilson J/ 15- McCullar K/ 24- Adams, Jr. K/ | 1 | 03:45 | 1 | 03:07 | 00:38 | 0-0 | 0 | 2 | 0 | 0 | 0 | 0.0000 |
| 0- Pettiford B/ 4- Dick G/ 10- Wilson J/ 15- McCullar K/ 24- Adams, Jr. K/ | 1 | 03:07 | 1 | 02:31 | 00:36 | 2-2 | 0 | 0 | 0 | 0 | 0 | 2.2727 |
| 0- Pettiford B/ 4- Dick G/ 15- McCullar K/ 21- Clemence Z/ 24- Adams, Jr. K/ | 1 | 02:31 | 1 | 01:00 | 01:31 | 2-4 | -2 | 0 | 0 | 0 | 0 | 1.0000 |
| 0- Pettiford B/ 1- Yesufu J/ 4- Dick G/ 15- McCullar K/ 21- Clemence Z/ | 1 | 01:00 | 2 | 20:00 | 01:00 | 2-0 | 2 | 0 | 0 | 0 | 0 | 1.0000 |
| 3- Harris D/ 4- Dick G/ 10- Wilson J/ 15- McCullar K/ 24- Adams, Jr. K/ | 2 | 20:00 | 2 | 18:11 | 01:49 | 2-4 | -2 | 0 | 0 | 0 | 1 | 1.0000 |
| 3- Harris D/ 4- Dick G/ 10- Wilson J/ 15- McCullar K/ 23- Udeh Jr. E/ | 2 | 18:11 | 2 | 16:01 | 02:10 | 5-2 | 3 | 5 | 1 | 1 | 1 | 1.6667 |
| 3- Harris D/ 4- Dick G/ 10- Wilson J/ 15- McCullar K/ 35- Ejiofor Z/ | 2 | 16:01 | 2 | 12:14 | 03:47 | 9-10 | -1 | 2 | 0 | 1 | 0 | 1.5000 |
| 1- Yesufu J/ 3- Harris D/ 10- Wilson J/ 15- McCullar K/ 35- Ejiofor Z/ | 2 | 12:14 | 2 | 11:19 | 00:55 | 0-2 | -2 | 1 | 0 | 0 | 0 | 0.0000 |
| 1- Yesufu J/ 3- Harris D/ 10- Wilson J/ 15- McCullar K/ 21- Clemence Z/ | 2 | 11:19 | 2 | 10:38 | 00:41 | 0-3 | -3 | 0 | 0 | 1 | 0 | 0.0000 |
| 3- Harris D/ 4- Dick G/ 10- Wilson J/ 15- McCullar K/ 35- Ejiofor Z/ | 2 | 10:38 | 2 | 08:29 | 02:09 | 0-4 | -4 | 2 | 0 | 0 | 0 | 0.0000 |
| 3- Harris D/ 4- Dick G/ 10- Wilson J/ 15- McCullar K/ 23- Udeh Jr. E/ | 2 | 08:29 | 2 | 08:22 | 00:07 | 0-0 | 0 | 0 | 0 | 0 | 0 | 0.0000 |
| 3- Harris D/ 4- Dick G/ 10- Wilson J/ 15- McCullar K/ 24- Adams, Jr. K/ | 2 | 08:22 | 2 | 00:23 | 07:58 | 16-15 | 1 | 4 | 0 | 3 | 0 | 1.1561 |
| 1- Yesufu J/ 3- Harris D/ 4- Dick G/ 10- Wilson J/ 24- Adams, Jr. K/ | 2 | 00:23 | 2 | 00:03 | 00:21 | 3-5 | -2 | 0 | 0 | 0 | 0 | 2.2727 |
| 3- Harris D/ 4- Dick G/ 10- Wilson J/ 23- Udeh Jr. E/ 24- Adams, Jr. K/ | 2 | 00:03 | 2 | 00:00 | 00:03 | 1-0 | 1 | 0 | 0 | 0 | 0 | 2.2727 |



Arkansas at Kansas

03/18/23 Wells Fargo Arena, Des Moines
2022-23 Men's Basketball

Officials: Joe Lindsay, Courtney Green, Marques Pettigrew

Arkansas

| Lineup | Time | Score | Score Diff | Pts/Min | Reb | Stl | Tov | Ass | PPP |
|---|-------|-------|------------|---------|-----|-----|-----|-----|--------|
| 0- Black A/ 1- Council IV R/ 4- Davis D/ 13- Walsh J/ 15- Mitchell M/ | 13:36 | 26-19 | 7 | 1.9118 | 11 | 4 | 3 | 5 | 1.1712 |
| 0- Black A/ 1- Council IV R/ 3- Smith Jr. N/ 4- Davis D/ 20- Johnson K/ | 06:37 | 6-15 | -9 | 0.9068 | 6 | 0 | 4 | 1 | 0.5515 |
| 0- Black A/ 1- Council IV R/ 4- Davis D/ 13- Walsh J/ 20- Johnson K/ | 06:20 | 13-11 | 2 | 2.0526 | 8 | 1 | 1 | 1 | 1.2082 |
| 0- Black A/ 1- Council IV R/ 3- Smith Jr. N/ 13- Walsh J/ 20- Johnson K/ | 03:31 | 9-5 | 4 | 2.5592 | 4 | 0 | 0 | 0 | 1.7308 |
| 1- Council IV R/ 3- Smith Jr. N/ 4- Davis D/ 13- Walsh J/ 15- Mitchell M/ | 02:47 | 3-6 | -3 | 1.0778 | 2 | 0 | 1 | 0 | 0.6757 |
| 0- Black A/ 1- Council IV R/ 3- Smith Jr. N/ 11- Graham J/ 13- Walsh J/ | 02:38 | 6-5 | 1 | 2.2785 | 2 | 0 | 0 | 1 | 1.7442 |
| 0- Black A/ 1- Council IV R/ 13- Walsh J/ 15- Mitchell M/ 20- Johnson K/ | 02:24 | 2-2 | 0 | 0.8333 | 2 | 0 | 2 | 0 | 0.4630 |
| 0- Black A/ 1- Council IV R/ 4- Davis D/ 11- Graham J/ 13- Walsh J/ | 01:23 | 3-2 | 1 | 2.1687 | 0 | 0 | 0 | 0 | 1.2295 |
| 0- Black A/ 1- Council IV R/ 3- Smith Jr. N/ 13- Walsh J/ 15- Mitchell M/ | 00:36 | 2-2 | 0 | 3.3333 | 1 | 0 | 0 | 0 | 2.2727 |
| 0- Black A/ 1- Council IV R/ 3- Smith Jr. N/ 20- Johnson K/ 23- Ford D/ | 00:04 | 1-1 | 0 | 15.0000 | 0 | 0 | 0 | 0 | 2.2727 |
| 0- Black A/ 1- Council IV R/ 3- Smith Jr. N/ 20- Johnson K/ 22- Mitchell M/ | 00:03 | 0-1 | -1 | 0.0000 | 0 | 0 | 0 | 0 | 0.0000 |
| 0- Black A/ 1- Council IV R/ 3- Smith Jr. N/ 5- Pinion J/ 20- Johnson K/ | 00:01 | 1-2 | -1 | 60.0000 | 0 | 0 | 0 | 0 | 2.2727 |



Arkansas at Kansas

03/18/23 Wells Fargo Arena, Des Moines
2022-23 Men's Basketball

Game Time: 4:15 PM
Game Duration: 2:18

Officials: Joe Lindsay, Courtney Green, Marques Pettigrew

Kansas

| Lineup | Time | Score | Score Diff | Pts/Min | Reb | Stl | Tov | Ass | PPP |
|--|-------|-------|------------|---------|-----|-----|-----|-----|--------|
| 3- Harris D/ 4- Dick G/ 10- Wilson J/ 15- McCullar K/ 24- Adams, Jr. K/ | 19:16 | 34-25 | 9 | 1.7647 | 16 | 3 | 5 | 4 | 1.0612 |
| 3- Harris D/ 4- Dick G/ 10- Wilson J/ 15- McCullar K/ 35- Ejiofor Z/ | 05:56 | 9-14 | -5 | 1.5169 | 4 | 0 | 1 | 0 | 1.0664 |
| 3- Harris D/ 4- Dick G/ 10- Wilson J/ 15- McCullar K/ 23- Udeh Jr. E/ | 02:17 | 5-2 | 3 | 2.1898 | 5 | 1 | 1 | 1 | 1.4535 |
| 1- Yesufu J/ 3- Harris D/ 4- Dick G/ 10- Wilson J/ 24- Adams, Jr. K/ | 02:05 | 8-9 | -1 | 3.8400 | 0 | 0 | 0 | 1 | 2.4096 |
| 0- Pettiford B/ 4- Dick G/ 15- McCullar K/ 21- Clemence Z/ 24- Adams, Jr. K/ | 01:31 | 2-4 | -2 | 1.3187 | 0 | 0 | 0 | 0 | 1.0000 |
| 1- Yesufu J/ 3- Harris D/ 4- Dick G/ 10- Wilson J/ 23- Udeh Jr. E/ | 01:29 | 0-2 | -2 | 0.0000 | 2 | 0 | 1 | 0 | 0.0000 |
| 0- Pettiford B/ 1- Yesufu J/ 10- Wilson J/ 15- McCullar K/ 24- Adams, Jr. K/ | 01:29 | 4-4 | 0 | 2.6966 | 0 | 1 | 0 | 1 | 1.3333 |
| 0- Pettiford B/ 3- Harris D/ 4- Dick G/ 15- McCullar K/ 23- Udeh Jr. E/ | 01:21 | 2-2 | 0 | 1.4815 | 1 | 0 | 2 | 1 | 0.6667 |
| 0- Pettiford B/ 1- Yesufu J/ 4- Dick G/ 15- McCullar K/ 21- Clemence Z/ | 01:00 | 2-0 | 2 | 2.0000 | 0 | 0 | 0 | 0 | 1.0000 |
| 1- Yesufu J/ 3- Harris D/ 10- Wilson J/ 15- McCullar K/ 35- Ejiofor Z/ | 00:55 | 0-2 | -2 | 0.0000 | 1 | 0 | 0 | 0 | 0.0000 |
| 1- Yesufu J/ 3- Harris D/ 10- Wilson J/ 15- McCullar K/ 24- Adams, Jr. K/ | 00:48 | 2-3 | -1 | 2.5000 | 0 | 0 | 1 | 1 | 1.0000 |
| 1- Yesufu J/ 3- Harris D/ 10- Wilson J/ 15- McCullar K/ 21- Clemence Z/ | 00:41 | 0-3 | -3 | 0.0000 | 0 | 0 | 1 | 0 | 0.0000 |
| 0- Pettiford B/ 4- Dick G/ 10- Wilson J/ 15- McCullar K/ 24- Adams, Jr. K/ | 00:36 | 2-2 | 0 | 3.3333 | 0 | 0 | 0 | 0 | 2.2727 |
| 0- Pettiford B/ 3- Harris D/ 10- Wilson J/ 15- McCullar K/ 24- Adams, Jr. K/ | 00:33 | 0-0 | 0 | 0.0000 | 0 | 0 | 0 | 0 | 0.0000 |
| 3- Harris D/ 4- Dick G/ 10- Wilson J/ 23- Udeh Jr. E/ 24- Adams, Jr. K/ | 00:03 | 1-0 | 1 | 20.0000 | 0 | 0 | 0 | 0 | 2.2727 |
| 0- Pettiford B/ 3- Harris D/ 10- Wilson J/ 15- McCullar K/ 23- Udeh Jr. E/ | 00:00 | 0-0 | 0 | NaN | 0 | 0 | 0 | 0 | 0.0000 |