



# LOUISIANA TECH

27 NCAA Tournaments \* 13 Final Fours \* 8 National Title Games \* 3 National Titles (1981 AIAW, 1982 NCAA, 1988 NCAA)

## GAMEDAY INFORMATION

**DATE/TIME:** Thursday, Mar. 16 | 7 p.m. CT

**LOCATION:** Bud Walton Arena | Fayetteville, Ark.

**SERIES HISTORY:** LA TECH, 3-0

**STREAK:** LA Tech, 3

**LAST MEETING:** Nov. 29, 1983 | Fayetteville, Ark.

**RESULT:** LA Tech, 75-52

**MEDIA:** SEC Network+

**RADIO:** LA Tech Sports Network (97.7 FM) | La Tech Athletics App

**TALENT:** Kyle Roberts (PxP)

**LIVE STATS:** LaTechSports.comStats



## 2022-23 SCHEDULE

Overall: 19-12 | C-USA: 12-8 | H: 10-5 | A: 7-5 | N: 2-2

NOVEMBER	MEDIA	W/L	SCORE
7 CENTRAL BAPTIST	CUSA.tv	W	86-30
10 ARKANSAS STATE	CUSA.tv	W	59-56
13 at ULM	ESPN+	W	68-53
22 SMU	ESPN+	L	59-63
25 Stetson^	N/A	W	73-50
26 Illinois State^	N/A	L	53-70
27 George Washington^	N/A	W	71-52

DECEMBER	MEDIA	W/L	SCORE
3 ALCORN STATE	CUSA.tv	W	70-59
8 VANDERBILT	ESPN+	L	70-75 <sup>OT</sup>
12 SOUTH ALABAMA	CUSA.tv	W	73-50
18 UTEP*	CUSA.tv	L	54-62
29 at UTSA*	CUSA.tv	W	62-57
31 CHARLOTTE*	CUTS.tv	L	57-66

JANUARY	MEDIA	W/L	SCORE
5 RICE*	CUSA.tv	W	79-74
7 at UTEP*	CUSA.tv	L	72-66
11 NORTH TEXAS*	CUSA.tv	W	81-66
14 at UAB*	CUSA.tv	W	61-55
19 at WKU*	ESPN+	L	55-66
21 at Middle Tennessee*	ESPN+	L	50-68
26 UAB*	CUSA.tv	W	67-62
28 UTSA*	CUSA.tv	L	63-66

FEBRUARY	MEDIA	W/L	SCORE
2 at Rice*	CUSA.tv	L	57-60
9 FIU*	CUSA.tv	W	76-65
11 FLORIDA ATLANTIC*	CUSA.tv	W	68-56
16 at North Texas*	ESPN+	W	57-44
18 at Charlotte*	ESPN+	W	83-79 <sup>2OT</sup>
23 WKU*	CUSA.tv	W	70-65
25 MIDDLE TENNESSEE*	ESPN+	L	59-61

MARCH	MEDIA	W/L	SCORE
2 at FIU*	ESPN+	W	69-62
4 at Florida Atlantic*	CUSA.tv	W	65-60
9 UTEP\$	ESPN+	L	54-64
16 at Arkansas%			

All home games CAPS | All times CST and subject to change

^ UNLV Thanksgiving Tournament (Las Vegas, Nev.)

\* C-USA game

\$ Conference USA Tournament | Frisco, Texas (The Star)

% WNIT

## A LOUISIANA TECH WIN WOULD...

- Give Tech back-to-back 20-win seasons for the first time since 2009-10 and 2010-11 seasons.
- Give Tech their first win over the SEC since Ole Miss in 2018.
- Move Tech to 2-4 all-time in WNIT games; first win since 2009.
- Mark Tech's all-time win No. 1,194.

#OneMore

## GAME 32 MATCHUP



**LA TECH LADY TECHSTERS (19-12, 12-8 C-USA)**

**HEAD COACH:** Brooke Stoehr

**RECORD AT LA TECH:** 120-91 (7th year)

**CAREER RECORD:** 191-149 (11th year)

VS



**ARKANSAS RAZORBACKS (21-12, 7-9 SEC)**

**HEAD COACH:** Mike Neighbors

**RECORD AT TSCHOOL:** 117-76 (6th year)

**CAREER RECORD:** 215-117 (10th)

## LA TECH STORYLINES

• Louisiana Tech won seven of their last eight regular-season games to finish in a tie for fourth in the C-USA standings before falling to UTEP in the Conference USA Tournament Quarterfinals.

• Tech is 1-4 all-time in four WNIT appearances. This will be the fourth WNIT under Brooke Stoehr and second back-to-back (2017-18).

• **Keiunna Walker** was named to C-USA First-Team and All-Defensive Team while **Anna Larr Roberson** picked up Second-Team honors.

• LA Tech's bench has reached double figures 28 times this season and averages 19.5 PPG while scoring 20-plus in 14 outings.

• Tech has used nine players in a starting role this season and used five different starting five lineups.

• Tech is 11-0 this season when holding teams to less than 60 points and 11-0 when out rebounding the opposition. Tech is also 10-1 when scoring more than 70.

• LA Tech is currently No. 1 in three-point percentage (.335), No. 2 in C-USA in FG% (.439), FT% (.770), defensive FG% (.387), and scoring defense (60.8 PPG).

• **Salma Bates** is the first Lady Techster in the last ten years to produce back-to-back seasons of 100-plus assists.

• **Keiunna Walker** sits at No. 8 in all-time scoring with 1,959 points. Walker has reached double figures in 29 of 31 games, including 25 straight. She scored a season-high 30 at FAU and is a three-time C-USA Player of the Week this season. Her 17.9 PPG is No. 2 in C-USA.

• **Keiunna Walker** ranks No. 2 in career free-throw makes (561) and No. 3 in attempts (753). She has also eclipsed 600 made field goals in her career (666). Walker ranks No. 2 in C-USA in FTA (215) & FTM (168).

• **Anna Larr Roberson** became the 44th player in program history to reach 1,000 career points. She now sits at No. 34 with 1,236 career points. She is also No. 3 in all-time career Free Throw percentage list at .810, and surpassed 700 career rebounds at Western Kentucky.

• **Lotte Sant** is shooting 47 percent from three (43-91) in conference play this season moved past Debra Williams for No. 6 on the all-time makes list with 142. She is 2 makes away from the single-season top-10 list.

• LA Tech reached 600 wins at home against UAB on Jan. 26. Last season, Tech surpassed 500 wins in the TAC and 400 wins on the road.

• LA Tech returned 98% of last season's minutes, scoring, assists, steals, 97% of their rebounds, and 93% of their blocks.

• **Keiunna Walker** was named the 2022 C-USA Preseason Player of the Year and **Anna Larr Roberson** was named to the Preseason Second-Team. The Techsters were picked to finished second in the preseason coaches' poll.

• **Brooke Stoehr** surpassed 100 wins as the Lady Techsters head coach, passing Teresa Weatherspoon for third on the all-time list, and coached in her 200th game against UAB.

# LADY TECHSTERS WNIT POSTSEASON HISTORY

## All-Time Scores

### 2009 WNIT

- Tech 77, SMU 54 in Ruston, La. | March 19 (1st round)
- Illinois State 73, Tech 59 at Normal, Illinois | March 24 (2nd round)

### 2017 WNIT

- SMU 75, LA Tech 70 (OT) at Dallas, Texas | March 17 (1st round)

### 2018 WNIT

- Missouri State 63, Tech 59 in Ruston, La. | March 15 (1st round)

### 2022 WNIT

- Houston 63-52 in Ruston, La. | March 17, 2022 (1st round)
















**All-Time:** 1-4  
**in Ruston:** 1-2  
**on the Road:** 0-2  
**in OT:** 0-1  
**Streak:** L4

**Most Points:** 77  
**Fewest Points:** 52  
**Biggest W:** 23  
**Largest L:** 14 (2x)  
**Closest Game:** 5

### 2023 Postseason WNIT



# 2022-23 LADY TECHSTERS

<b>1</b>		<b>AUTUMN SMITH</b> • So. • G • 5-7 • Arlington, Texas <u>PTS</u> <u>REB</u> <u>AST</u> <u>STL</u> <u>FG%</u> <u>3FG</u> <u>FT%</u> 1.3 0.3 0.4 0.1 66.7 0.0 100.0	<ul style="list-style-type: none"> <li>• Appeared in 15 games for a total 46 minutes as a Freshman</li> <li>• Collected four points and an assist in the first game of the 22-23 season against Central Baptist</li> <li>• Named a Class 6A TGCA All-State, All-District and Academic All-District selection as a junior in High School</li> </ul>
<b>2</b>		<b>KEIUNNA WALKER</b> • Sr. • G • 5-6 • Lonoke, Ark. <u>PTS</u> <u>REB</u> <u>AST</u> <u>STL</u> <u>FG%</u> <u>3FG</u> <u>FT%</u> 17.9 4.5 2.0 1.1 42.8 34.4 78.1	<ul style="list-style-type: none"> <li>• Named 2022 Preseason C-USA Player of the Year</li> <li>• Named First-Team All-CUSA &amp; All-Defensive Team for 2023</li> <li>• No. 8 on all-time Lady Techster scoring list with 1,959 points</li> <li>• Recorded fourth triple-double in program history with 27 points, 15 rebounds, and 10 assists vs. Rice</li> </ul>
<b>3</b>		<b>ROBYN LEE</b> • So. • G • 5-8 • Moss Point, Miss. <u>PTS</u> <u>REB</u> <u>AST</u> <u>STL</u> <u>FG%</u> <u>3FG</u> <u>FT%</u> 6.4 2.2 1.2 0.4 51.6 11.1 70.4	<ul style="list-style-type: none"> <li>• Appeared in all 33 games, making 10 starts in 2022</li> <li>• Shot 40.2% from the field, 31.0% from 3-point in 2022</li> <li>• Season-high 17 points vs. LSU-A; double figures in six games (21-22)</li> <li>• Scored a career-high 20 points off bench in win over UAB</li> <li>• Nick-Named "Big Shot Rob"; hit the game-winner at Old Dominion</li> </ul>
<b>4</b>		<b>LOTTE SANT</b> • Jr. • G • 6-1 • Amsterman, The Netherlands <u>PTS</u> <u>REB</u> <u>AST</u> <u>STL</u> <u>FG%</u> <u>3FG</u> <u>FT%</u> 6.1 2.3 0.6 0.3 40.8 40.4 86.7	<ul style="list-style-type: none"> <li>• Her 118 games played are the second most in a Techsters' uniform among active players on the roster; behind Walker's 140</li> <li>• Scored a 22-23 season-high 17 on a career-high 5 made 3s vs UNT</li> <li>• Has hit at least one three in 24 games this season</li> <li>• Shooting 47 percent from three in conference (43-91)</li> </ul>
<b>10</b>		<b>SALMA BATES</b> • Jr. • G • 5-7 • Kenner, La. <u>PTS</u> <u>REB</u> <u>AST</u> <u>STL</u> <u>FG%</u> <u>3FG</u> <u>FT%</u> 6.5 3.2 3.5 0.9 40.0 29.0 70.5	<ul style="list-style-type: none"> <li>• Started all 33 games at PG in 1st season w/LA Tech (Tulane Transfer)</li> <li>• Back-to-back seasons of 100+ assists</li> <li>• Tied a career-high with 17 points in the win over Arkansas State</li> <li>• Has had 3+ assists in 23 of 31 games this season; high of 6, twice</li> <li>• Nick-Named "Buzzer Beater Bates"; hit 5 buzzer-beaters last season</li> </ul>
<b>12</b>		<b>GABBIE GREEN</b> • Gr. • G • 5-7 • Bellville, Texas <u>PTS</u> <u>REB</u> <u>AST</u> <u>STL</u> <u>FG%</u> <u>3FG</u> <u>FT%</u> 3.5 1.8 0.7 0.2 32.0 34.9 80.0	<ul style="list-style-type: none"> <li>• Transferred from Pittsburgh, starting 47-out-of 48 games</li> <li>• Hit most threes by a Junior at Pitt, with 60; made 85 in two years</li> <li>• NJCAA First Team All-America at South Plains College; No.1 Ranking</li> <li>• Sat out 2021-22 due to an injury</li> <li>• Scored a season-high 14 points vs. WKU on Feb. 23</li> </ul>
<b>23</b>		<b>SILVIA NATIVI</b> • So. • G • 6-0 • Ferrara, Italy <u>PTS</u> <u>REB</u> <u>AST</u> <u>STL</u> <u>FG%</u> <u>3FG</u> <u>FT%</u> 3.9 3.2 3.1 1.0 43.8 30.2 71.4	<ul style="list-style-type: none"> <li>• First LA Tech player to ever come from Italy</li> <li>• Led Italy to 2019 18U Euro Championships gold medal</li> <li>• Saw action in all 33 games, starting 23 in 2021-22</li> <li>• Has had 3+ assists in 16 of 31 games this season</li> <li>• Is Top-30 in NCAA in A:TO at 2.11; 95 assists, 45 turnovers</li> </ul>
<b>24</b>		<b>AMAYA BRANNON</b> • So. • G • 5-11 • Plano, Texas <u>PTS</u> <u>REB</u> <u>AST</u> <u>STL</u> <u>FG%</u> <u>3FG</u> <u>FT%</u> 7.9 4.9 1.1 1.0 41.0 24.4 79.2	<ul style="list-style-type: none"> <li>• Appeared in all 33 games, making 21 starts</li> <li>• Became 13th true freshman since 2000-01 to start season opener</li> <li>• Scored a career-high 18 points at ULM on Nov. 13, 2022</li> <li>• Registered first-career double-double with 15 points &amp; 10 rebounds against Charlotte; 10 rebounds are a new career-high</li> </ul>
<b>32</b>		<b>KATE THOMPSON</b> • So. • F • 6-2 • Denham Springs, La. <u>PTS</u> <u>REB</u> <u>AST</u> <u>STL</u> <u>FG%</u> <u>3FG</u> <u>FT%</u> 1.9 1.6 0.1 0.2 53.8 0.0 80.0	<ul style="list-style-type: none"> <li>• Appeared in all 33 games, making 13 starts in first year with Tech</li> <li>• Transferred to Tech from Wisconsin where she played in 24 games</li> <li>• Set a career-high with 14 points vs. McNeese State in 21-22</li> <li>• Shot 42.9% from the field, 42.9% from three, 84.8% from FT line</li> <li>• Has multiple rebounds in 8 of games avg. 7 min. off the bench</li> </ul>
<b>33</b>		<b>MACKENZIE WURM</b> • So. • F • 6-4 • Allen, Texas <u>PTS</u> <u>REB</u> <u>AST</u> <u>BLK</u> <u>FG%</u> <u>3FG</u> <u>FT%</u> 3.7 2.6 0.2 1.5 44.4 0.0 71.0	<ul style="list-style-type: none"> <li>• Appeared in 13 games as a freshman last season</li> <li>• Earned first-career double-double vs McNeese (12 pts, 12 rebs)</li> <li>• Scored a season-high 11 points at North Texas</li> <li>• Had a career-high 5 blocks at UAB; 3+ blocks in 7 separate games</li> <li>• Made first-career start at UTSA; Third in C-USA with 45 blocks;</li> </ul>
<b>34</b>		<b>AYEN ANGOI</b> • Fr. • F • 6-0 • Dallas, Texas <u>PTS</u> <u>REB</u> <u>AST</u> <u>STL</u> <u>FG%</u> <u>3FG</u> <u>FT%</u> 1.1 0.8 0.0 0.1 83.3 0.0 0.0	<ul style="list-style-type: none"> <li>• Saw her first collegiate action against Central Baptist scoring four points and registering three rebounds eight minutes of action</li> <li>• Has scored in each of her first four collegiate appearances</li> <li>• Led program to state semifinals during senior season</li> <li>• Named the North Regional Tournament MVP &amp; First-Team All-State</li> </ul>
<b>44</b>		<b>ANNA LARR ROBERSON</b> • Jr. • F • 6-3 • Ruston, La. <u>PTS</u> <u>RBS</u> <u>AST</u> <u>BLK</u> <u>FG%</u> <u>3FG</u> <u>FT%</u> 12.7 6.5 0.5 0.6 51.2 25.0 80.7	<ul style="list-style-type: none"> <li>• Named 2022 Preseason C-USA Second-Team</li> <li>• Named All-Conference USA Second Team for 2023</li> <li>• Has 20 career double-doubles; surpassed 700 career rebounds</li> <li>• Career-high 44 points vs Rice in '22; 5th most in program history</li> <li>• No. 34 on all-time scoring list with 1,236 points</li> </ul>
<b>45</b>		<b>ANJA BUKVIC</b> • Fr. • G • 5-10 • Belgrade, Serbia <u>PTS</u> <u>RBS</u> <u>AST</u> <u>STL</u> <u>FG%</u> <u>3FG</u> <u>FT%</u> 1.8 0.3 0.2 0.1 50.0 100.0 87.5	<ul style="list-style-type: none"> <li>• Scored five points with an assist in her first collegiate game vs. CBC</li> <li>• First ever player to come from Serbia</li> <li>• Led Partizan team to a gold medal in the U16 League of Serbia</li> <li>• Averaged 12 points, 6 rebounds and 4.5 assists</li> <li>• Led Serbia to the U20 2022 Eurp Championship Quarterfinals</li> </ul>

# Lady Techsters **BY THE NUMBERS** est. 1974

**1,193**

**PROGRAM WINS** NO. 5 ALL-TIME

**37**

**CONFERENCE CHAMPIONSHIPS** 21 SEASON, 16 TOURNAMENT

**27**

**NCAA TOURNAMENT APPEARANCES**

**21**

**WNBA PLAYERS**

**19**

**CONFERENCE PLAYERS OF THE YEAR**

**17**

**30-PLUS WIN SEASONS**

**16**

**KODAK ALL-AMERICANS**

**8**

**NATIONAL TITLE GAMES** 79, 81, 82, 83, 87, 88, 94, 98

**8**

**WOMEN'S BASKETBALL HALL OF FAMERS**

**4**

**OLYMPIANS** MULKEY, LAWRENCE, WEATHERSPOON, LACY

**3**

**NATIONAL CHAMPIONSHIPS** 81, 82, 88

**3**

**WADE TROPHY WINNERS** KELLY, LAWRENCE, WEATHERSPOON

**3**

**NAISMITH BASKETBALL HALL OF FAMERS** BARMORE, WEATHERSPOON, MULKEY

**2**

**WNBA ROOKIES OF THE YEAR** LENNOX - 2000, FORD - 2003

## NUMERICAL ROSTER

#	Name	Pos.	Ht	Cl/Exp.	Hometown / Previous School
1	Autumn Smith	G	5-6	So./1L	Arlington, Texas / Martin HS
2	Keiunna Walker	G	5-6	Sr./4L	Lonoke, Ark. / Lonoke HS
3	Robyn Lee	G	5-8	So./2L	Moss Point, Miss. / Moss Point HS
4	Lotte Sant	G	6-1	Jr./3L	Amsterdam, The Netherlands / Calandlynceum HS
10	Salma Bates	G	5-7	Jr./3L	Kenner, La. / John Curtis HS / Tulane
12	Gabbie Green	G	5-7	Gr./TR	Bellville, Texas / Bellville HS / Pittsburgh / South Plains CC
23	Silvia Nativi	G	6-0	So./1L	Ferrara, Italy / Benedetto Varchi
23	Amaya Brannon	G	5-11	So./1L	Plano, Texas / Plano Senior HS
32	Kate Thompson	F	6-2	So./2L	Denham Springs, La. / Denham Springs HS / Wisconsin
33	Mackenzie Wurm	F	6-4	So./1L	Allen, Texas / Allen HS
34	Aeyn Angoi	F	6-0	Fr./HS	Dallas, Texas / Bishop Lynch HS
44	Anna Larr Roberson	F	6-3	Jr./3L	Ruston, La. / Cedar Creek
45	Anja Bukvic	G	5-10	Fr./HS	Belgrade, Serbia / V Economic School

## COACHING & SUPPORT STAFF

Title	Name	Experience	Alma Mater
Head Coach	Brooke Stoehr	7th Year	LA Tech, '02
Associate Head Coach	Nitra Perry	1st Year	Mississippi State, '00
Assistant Coach	Pierre Miller	1st year	Presbyterian, '12
Assistant Coach	Scott Stoehr	7th Year	Nebraska-Wesleyan, '97
Director of Operations	Nick Long	7th Year	ULM, '12
Assistant AD/Communications	Kyle Kavanaugh	2nd Year	LA Tech, '07
Athletic Trainer	Mandy Miller	10th Year	UAB, '96
Sports Performance	Charlotte Matheson-Watts	2nd Year	Lincoln Memorial
Academics Counselor	Ryan Amodei	3rd Year	
Administrative Assistant	Michelle Taylor	1st Year	
Graduate Manager	Caleb Thomas	2nd Year	LA Tech '21
Manager	Parker Brown	2nd Year	
Manager	Jalia Redd	1st Year	
Manager	Cameron Singleton	1st Year	



**Brooke Stoehr**  
Head Coach



**Nitra Perry**  
Associate Head Coach



**Pierre Miller**  
Assistant Coach



**Scott Stoehr**  
Assistant Coach




**Nick Long**  
Director of Operations



**Caleb Thomas**  
Graduate Manager



**Kyle Kavanaugh**  
Assistant A.D.  
Communications



**Mandy Miller**  
Athletic Trainer



**Bernadette Forbush**  
Sports Performance



**Morgan Brown**  
Academics Counselor



**Michelle Taylor**  
Administrative  
Assistant

## BY LOCATION

### Arkansas (1)

Keiunna Walker

### Louisiana (3)

Salma Bates  
Anna Larr Roberson  
Kate Thompson

### Mississippi (1)

Robyn Lee

### Texas (5)

Autumn Smith  
Gabbie Green  
Amaya Brannon  
Mackenzie Wurm  
Aeyn Angoi

### International (3)

Lotte Sant (Netherlands)  
Silvia Nativi (Italy)  
Anja Bukvic (Serbia)

## BY CLASS

### Freshman (2)

Aeyn Angoi  
Anja Bukvic

### Sophomores (6)

Amaya Brannon  
Robyn Lee  
Silvia Nativi  
Autumn Smith  
Kate Thompson  
Mackenzie Wurm

### Juniors (3)

Salma Bates  
Anna Larr Roberson  
Lotte Sant

### Seniors (2)

Keiunna Walker  
Gabbie Green (Graduate)

## BY NAME

- #2 Keiunna Walker - **KEE-ah-nuh**
- #4 Lotte Sant - **lo-Tuh Sahnt**
- #23 Silvia Nativi - **Nuh-TEE-vee**
- #33 Mackenzie Wurm - **WORM**
- #34 Aeyn Angoi - **uh-yen un-Wee**
- #44 Anna Larr Roberson - **Rah-berson**
- #45 Anja Bukvic - **on-yuh Boo-K-witch**

## HEAD COACH BROOKE STOEHR

Brooke Stoehr knows the storied tradition of Lady Techster basketball.

She was a big part of that history as a player under legendary Hall of Fame head coach Leon Barmore during her four years in Ruston.

This fact combined with her already established track record of winning on the hardwood as a head coach led Louisiana Tech Athletics Director Tommy McClelland to name Stoehr the seventh head coach in Lady Techster basketball history in April of 2016.

Stoehr came back to her alma mater after four tremendously successful years at Northwestern State, where she guided the Lady Demons to three postseason tournaments, including a pair of NCAA Tournament appearances.

Stoehr surpassed the 150-win milestone with a road win at UAB during the 2020-21 season and surpassed 100 wins at Tech in a C-USA tournament semifinal win over UAB this past March. Stoehr now sits third all-time in program wins behind Leon Barmore and Sonja Hogg and enters the 2022-23 season with an overall record of 172-137, including a 101-79 mark in Ruston.

During the 2021-22 season, Stoehr led the Techsters to a 21-12 record on their way to winning the Conference USA West Division crown and earning an automatic birth in the WNIT. The Techsters also reached the C-USA finals for the first time since joining the conference after beating UAB and completing an 11-point fourth quarter comeback over Middle Tennessee in the tournament semifinals.

Stoehr led the Lady Techsters to a 14-10 record in 2020-21, including an overtime win on the road at Marshall to open up Conference USA play, as well as a first round win over the Thundering Herd in the Conference USA tournament.

She has also seen some impressive wins the past few years, including wins over P5 programs in Alabama and Ole Miss. Other impressive wins include a road win over a 14-1 UAB in 2018-19 as well as a victory over the Blazers in the first round of the 2020 C-USA Tournament (first time a 12 seed had defeated a 5 seed in the event).

Stoehr recorded back-to-back winning seasons during her first two years at the helm. After being picked to finish 12th in the 14-team Conference USA in the preseason coaches' poll prior to 2016-17, Stoehr led the Lady Techsters to 18 wins, a fourth-place finish in the regular season standings and the program's first national postseason berth since 2011 during her first year.

LA Tech won seven straight C-USA regular season games down the stretch, advanced to the semifinals of the league tournament before falling to tournament champion WKU and then took SMU to overtime in Dallas in the first round of the WNIT.

She followed that up with a 19-12 record in 2017-18, a third place finish in the C-USA regular season and a second straight berth in the WNIT. It marked the most wins and the highest league finish since 2011-12.

The Techsters posted a win over Big Ten foe Penn State, its first over a P5 program since 2011-12. LA Tech also recorded a road win over eventual C-USA regular season champion UAB, and snapped the Rice Owl's program-record 15-game winning streak.

During her six seasons at Tech, Stoehr has recruited and developed All-Conference players such as 2022 First-Team and 2021 Second-Team guard Keiunna Walker and 2022 Second-Team forward Anna Larr Roberson.

Off the court, the Lady Techsters have been very involved in the local community, volunteering countless hours of community service with a number of organizations, including DART, Buddy Ball, The Big Event, Special Olympics and visiting several local elementary schools.

The Lady Techsters continued to make strides in the classroom as well. Over the past six years 41 players were named to the Conference USA Commissioner's Honor Roll, including a record-high eight Lady Techsters during the 2021-22 season. The Techsters have also achieved a perfect single-season APR score in tow of their last three seasons.

Prior to Louisiana Tech, Stoehr inherited a Northwestern State women's basketball program that had won a total of six games the previous season. In four seasons, NSU compiled a record of 71-58 as the Lady Demons won back-to-back Southland Conference Tournament championships in 2014 and 2015. Those victories produced the first consecutive NCAA Tournament appearances in program history.

In her last season in Natchitoches, Northwestern State earned an appearance in the Women's Basketball Invitational, extending its run of national postseason appearances to three.

Each player who completed her athletic eligibility during the Stoehrs' tenure earned a degree from Northwestern State.

In addition to her time at Northwestern State, Stoehr spent time as an assistant coach at Texas Tech (2009-12), Southern Mississippi (2008-09), LA Tech (2005-08) and UALR (2003-05).

Stoehr played for the Lady Techsters from 1998 through 2002 and helped guide the program to four NCAA Tournament appearances, two Elite Eights and one Final Four. She ended her LA Tech career as the NCAA's all-time leader in free throw percentage.

Brooke and husband Scott have a 12-year-old daughter, Aubrey, and a 10-year-old son, Cooper.



Year	School	Record	Conference	Finish	Postseason
2012-13	NORTHWESTERN STATE	12-18	7-11	8th	None
2013-14	NORTHWESTERN STATE	21-13	11-7	4th*	NCAA, L, 1st Rd
2014-15	NORTHWESTERN STATE	19-15	10-8	5th*	NCAA, L, 1st Rd
2015-16	NORTHWESTERN STATE	19-12	13-5	2nd	WBI, L, 1st Rd
2016-17	LA TECH	18-14	12-6	4th	WNIT, L, 1st Rd
2017-18	LA TECH	19-12	10-6	3rd	WNIT, L, 1st Rd
2018-19	LA TECH	14-16	6-10	10th	None
2019-20	LA TECH	15-15	6-12	12th	None
2020-21	LA TECH	14-10	8-8	4th/West	None
2021-22	LA TECH	21-12	11-7	1st/West	WNIT, L, 1st Rd
2022-23	LA TECH	19-12	12-8	T-4th	WNIT
<b>Totals</b>		<b>191-149</b>	<b>106-88</b>		

## MATCHUP BY THE NUMBERS



VS



19-12, 12-8	RECORD	21-12, 7-9
65.6	PG	73.0
60.9	PGA	66.7
.439	FG%	.403
.335	3FG%	.302
.770	FT%	.673
.387	DFG%	.382
.298	D3FG%	.317
-0.3	REB MARGIN	----
12.0	APG	13.1
14.6	TOPG	13.6
5.5	SPG	6.8
2.9	BPG	4.4
WLWWL	LAST 5	LLWWL

## THE OPPONENT

Arkansas is a member of the SEC out of Fayetteville, Ark. The Razorbacks have compiled a 21-12 record, including a 7-9 mark in SEC play, and earned the No. 8 seed in the SEC Tournament after being picked fifth in the preseason poll.

The Razorbacks beat No. 9 seed Missouri, 85-74, in the opening round of the tournament before falling the No. 1 seed and No. 1 team in the country, South Carolina (93-66).

Arkansas began the season rattling off 13 straight wins, including top-25 road wins over No. 25 Kansas State (69-53) and No. 16 Creighton (83-75).

The Razorbacks are led by Mike Neighbors, who is completing his sixth season in Fayetteville. Neighbors came to Arkansas after a four-year run at Washington where he reached the 2015-16 Final Four. Neighbors also spent time under former LA Tech assistant Gary Blair as his Director of Operations at Texas A&M.

Arkansas is led on the floor by a balanced, four-player double figure attack, including All-SEC Second Team member, Erynn Barnum at 15.7 PPG, who ranks third in the SEC in field goal percentage at .558.

Saylor Poffenbarger leads Arkansas in rebounding (6.7 RPG) and blocks (37), while Makayla Daniels leads the team with 54 steals. Poffenbarger garnered SEC All-Freshman after picking up five SEC Freshman of the Week honors.

Arkansas's 73.0 PPG ranks No. 4 in SEC play and the Razorbacks lead the league in three-point attempts (897) and makes (271).

This marks Arkansas's eighth appearance in the WNIT (10th in WNIT/NWIT), as well as 26th postseason tournament appearance. Arkansas is 6-0 in opening WNIT games. The Razorbacks won the tournament in 1999 over Wisconsin (67-64).

### Statistical Leaders

Erynn Barnum	15.7 ppg	6.4 rpg	1.8 apg
Samara Spencer	14.2 ppg	3.8 rpg	4.2 apg
Makayla Daniels	13.0 ppg	3.8 rpg	3.0 apg
Chrissy Carr	11.8 ppg	3.6 rpg	0.5 apg
Saylor Poffenbarger	9.0 ppg	6.7 rpg	2.4 apg

#OneMore

## SERIES RECORDS

**ALL-TIME:** LA Tech, 3-0 | 4th Overall Meeting

**in RUSTON:** LA Tech, 2-0

**in FAYETTEVILLE:** LA Tech, 1-0

**at NEUTRAL SITE:** None

**LAST METING:** Nov. 29, 1983 | Fayetteville, Ark.

**RESULT:** LA Tech, 75-52

## SERIES STORYLINES

• Thursday's matchup will be the fourth overall between the Techsters and the Razorbacks, but the first in the last 40 years.

• LA Tech and Arkansas last saw each other in the 1983 season opener in Fayetteville, Ark. with Tech winning 75-52.

• The only other two meetings both took place in Ruston with Tech winning 82-28 in 1978, and again winning 74-34 in 1982.

• Tech and Arkansas shared two common opponents during the 2022-23 season in Arkansas State and Vanderbilt.

• Both teams took care of Arkansas State, with Tech winning 59-56 and the Razorbacks winning 77-63.

• Arkansas split the season-series with Vanderbilt, winning 84-81 in Fayetteville and falling 70-78 in Nashville. Tech fell to the Commodores 70-75 in overtime.

## SERIES GAME-BY-GAME

1978-79 Tech 82-28 H

1982-83 Tech 74-34 H

1983-84 Tech 75-52 A

## QUICK FACTS

### UNIVERSITY

Location ..... Ruston, Louisiana  
 Founded ..... 1894  
 Enrollment ..... 11,038 (as of Fall 2022)  
 Nickname ..... Lady Techsters  
 School Colors ..... Red and Blue  
 Conference ..... C-USA  
 President ..... Dr. Les Guice  
 Athletic Director ..... Dr. Eric A. Wood  
 SWA ..... Mary Kay Hungate  
 Faculty Athletic Rep ..... Dr. Donna Thomas  
 Athletics Website ..... LATechSports.com  
 Basketball Office Phone ..... (318) 257-5515  
 Ticket Office Phone ..... (318) 257-3631

### TEAM

2022-23 Record ..... 19-12  
 2022-23 C-USA Record ..... 12-8 (T-4th)  
 2021-22 Record ..... 21-12  
 2021-22 C-USA Record ..... 11-7 (1st West)  
 Letterwinners R/L ..... 10/2  
 Starters R/L ..... 5/0  
 Newcomers ..... 2

### HISTORY

All-Time Record ..... 1,193-387  
 First Year of Basketball ..... 1974 (49 seasons)  
 Post Season Tournament Appearances ..... 35  
 ..... 27 NCAA, 3 AIAW, 5 WNIT  
 National Titles ..... 3 (2 NCAA, 1 AIAW)  
 Last NCAA Appearance ..... 2011  
 ..... 1st Round vs. Rutgers  
 Last Postseason Appearance ..... 2022  
 ..... WNIT 1st Round vs. Houston  
 Conference Championships ..... 37  
 ..... 21 Regular Season, 17 Tournament  
 Last Conference Tournament Title ..... 2010 (WAC)  
 Last Regular Season Conference Title ..... 2022  
 ..... C-USA West Division  
 All-Time C-USA Record ..... 89-85 (10 seasons)  
 C-USA Tournament Record ..... 8-9  
 C-USA Regular Season Championships  
 ..... 1 (West Division)  
 Facility ..... Thomas Assembly Center  
 Facility Seasons ..... 1982 (41 seasons)  
 Facility All-Time Record ..... 513-101  
 Facility C-USA Record ..... 51-36 (10 seasons)

### COMMUNICATIONS

Asst. A.D./Communications ..... Kyle Kavanaugh  
 Cell Phone ..... (318) 957-2934  
 Office Phone ..... (318) 257-3145  
 Email ..... kylek@latech.edu  
 Mailing Address ..... PO Box 3046, Ruston, LA 71272

### RADIO

Network ..... LA Tech Sports Network  
 General Manager ..... Brad Pietz  
 Office Phone ..... (318) 257-5331  
 Play-by-play ..... Kyle Roberts

## WE ARE LOUISIANA TECH

We are excited you are covering Louisiana Tech Women's Basketball this season. In doing so, we ask that you please refer to us by our correct name and abbreviation.

Thanks and go Lady Techsters!

**CORRECT** >> Louisiana Tech, LA Tech, Lady Techsters or Techsters

**INCORRECT** >> LT, LTU, La Tech, La. Tech, Bulldogs or 'Dogs

## C-USA PRESEASON

### COACHES POLL (1ST PLACE VOTES)

1. Middle Tennessee (9)
2. **LA Tech**
3. Charlotte (2)
4. Rice
5. North Texas
6. WKU
7. UAB
8. UTEP
9. UTSA
10. FIU
11. Florida Atlantic

### ALL-CONFERENCE

**\*Keiunna Walker, LA Tech**

Mikayla Boykin, Charlotte

Jada McMillian, Charlotte

**Anna Larr Roberson, LA Tech**

Kseniya Malashka, MT

Savannah Wheeler, MT

Courtney Whitson, MT

Quincy Noble, North Texas

Ashlee Austin, Rice

Jordyn Jenkins, UTSA

*\*Preseason Player of the Year*

## LA TECH vs C-USA

### All Time 146-90

WKU	28-25
Rice	17-16
North Texas	17-4
UTEP	16-11
UTSA	16-7
FIU	17-1
UAB	12-6
Florida Atlantic	10-2
Middle Tennessee	7-10
Charlotte	6-8

## C-USA CHAMPIONSHIPS



March 8-11, 2023  
 Frisco, Texas | Ford Center at The Star

## CONFERENCE USA STANDINGS

### FINAL REGULAR SEASON STANDING

SCHOOL	CONF.	CPCT.	OVERALL	PCT.
Middle Tennessee	18-2	.900	25-4	.862
WKU	14-6	.700	17-12	.586
Rice	13-7	.650	22-7	.759
<b>UTEP</b>	<b>12-8</b>	<b>.600</b>	<b>19-10</b>	<b>.655</b>
<b>Louisiana Tech</b>	<b>12-8</b>	<b>.600</b>	<b>19-11</b>	<b>.633</b>
UTSA	9-11	.450	11-18	.379
North Texas	9-12	.400	11-19	.367
FIU	7-13	.350	12-17	.414
Charlotte	7-13	.350	11-18	.379
UAB	5-15	.250	13-16	.448
Florida Atlantic	5-15	.250	12-17	.414



## LADY TECHSTERS RECORD WHEN...

<table border="0" style="width: 100%;"> <tr><td>At Home.....</td><td style="text-align: right;">10-5</td></tr> <tr><td>On the Road .....</td><td style="text-align: right;">7-5</td></tr> <tr><td>At Neutral Site.....</td><td style="text-align: right;">2-2</td></tr> <tr><td>Leading End of 1st Qtr.....</td><td style="text-align: right;">15-5</td></tr> <tr><td>Trailing End of 1st Qtr .....</td><td style="text-align: right;">3-6</td></tr> <tr><td>Tied End of 1st Qtr .....</td><td style="text-align: right;">1-1</td></tr> <tr><td>Leading At Half.....</td><td style="text-align: right;">16-4</td></tr> <tr><td>Trailing At Half.....</td><td style="text-align: right;">2-8</td></tr> <tr><td>Tied At Half.....</td><td style="text-align: right;">1-0</td></tr> <tr><td>Leading End of 3rd Qtr .....</td><td style="text-align: right;">17-3</td></tr> <tr><td>Trailing End of 3rd Qtr .....</td><td style="text-align: right;">1-7</td></tr> <tr><td>Tied end of 3rd Qtr.....</td><td style="text-align: right;">1-2</td></tr> <tr><td>In Overtime.....</td><td style="text-align: right;">1-1</td></tr> <tr><td>Tech Scores Less Than 60.....</td><td style="text-align: right;">2-9</td></tr> <tr><td>    60-69 .....</td><td style="text-align: right;">7-2</td></tr> <tr><td>    70-79 .....</td><td style="text-align: right;">7-1</td></tr> <tr><td>    80-89 .....</td><td style="text-align: right;">3-0</td></tr> <tr><td>    90-99 .....</td><td style="text-align: right;">0-0</td></tr> <tr><td>    100+ .....</td><td style="text-align: right;">0-0</td></tr> <tr><td>Opponent Scores Less Than 60 .....</td><td style="text-align: right;">11-0</td></tr> <tr><td>    60-69 .....</td><td style="text-align: right;">6-9</td></tr> <tr><td>    70-79 .....</td><td style="text-align: right;">2-3</td></tr> <tr><td>    80-89 .....</td><td style="text-align: right;">0-0</td></tr> <tr><td>    90-99 .....</td><td style="text-align: right;">0-0</td></tr> <tr><td>    100+ .....</td><td style="text-align: right;">0-0</td></tr> <tr><td>Margin is 21 or more .....</td><td style="text-align: right;">3-0</td></tr> <tr><td>    16-20 .....</td><td style="text-align: right;">1-2</td></tr> <tr><td>    10-15 .....</td><td style="text-align: right;">6-2</td></tr> <tr><td>    6-9 .....</td><td style="text-align: right;">2-3</td></tr> <tr><td>    3-5 .....</td><td style="text-align: right;">7-4</td></tr> <tr><td>    2 .....</td><td style="text-align: right;">0-1</td></tr> <tr><td>    1 .....</td><td style="text-align: right;">0-0</td></tr> <tr><td>Outrebounds Opponent.....</td><td style="text-align: right;">11-0</td></tr> <tr><td>    Opponent outrebounds Tech .....</td><td style="text-align: right;">7-13</td></tr> <tr><td>    Rebounds are even .....</td><td style="text-align: right;">0-0</td></tr> <tr><td>Commits 15 or more turnovers .....</td><td style="text-align: right;">10-7</td></tr> <tr><td>    Less than 15.....</td><td style="text-align: right;">9-5</td></tr> <tr><td>Forces 15 or more turnovers .....</td><td style="text-align: right;">13-6</td></tr> <tr><td>    Less than 15.....</td><td style="text-align: right;">6-6</td></tr> </table>	At Home.....	10-5	On the Road .....	7-5	At Neutral Site.....	2-2	Leading End of 1st Qtr.....	15-5	Trailing End of 1st Qtr .....	3-6	Tied End of 1st Qtr .....	1-1	Leading At Half.....	16-4	Trailing At Half.....	2-8	Tied At Half.....	1-0	Leading End of 3rd Qtr .....	17-3	Trailing End of 3rd Qtr .....	1-7	Tied end of 3rd Qtr.....	1-2	In Overtime.....	1-1	Tech Scores Less Than 60.....	2-9	60-69 .....	7-2	70-79 .....	7-1	80-89 .....	3-0	90-99 .....	0-0	100+ .....	0-0	Opponent Scores Less Than 60 .....	11-0	60-69 .....	6-9	70-79 .....	2-3	80-89 .....	0-0	90-99 .....	0-0	100+ .....	0-0	Margin is 21 or more .....	3-0	16-20 .....	1-2	10-15 .....	6-2	6-9 .....	2-3	3-5 .....	7-4	2 .....	0-1	1 .....	0-0	Outrebounds Opponent.....	11-0	Opponent outrebounds Tech .....	7-13	Rebounds are even .....	0-0	Commits 15 or more turnovers .....	10-7	Less than 15.....	9-5	Forces 15 or more turnovers .....	13-6	Less than 15.....	6-6	<table border="0" style="width: 100%;"> <tr><td>Shoots .500 or better.....</td><td style="text-align: right;">6-3</td></tr> <tr><td>    .400-.499 .....</td><td style="text-align: right;">9-3</td></tr> <tr><td>    .300-.399 .....</td><td style="text-align: right;">4-6</td></tr> <tr><td>    Less than .300 .....</td><td style="text-align: right;">0-0</td></tr> <tr><td>Opponents shoot .500 or better .....</td><td style="text-align: right;">0-1</td></tr> <tr><td>    .400-.499 .....</td><td style="text-align: right;">6-9</td></tr> <tr><td>    .300-.399 .....</td><td style="text-align: right;">9-2</td></tr> <tr><td>    Less than .300 .....</td><td style="text-align: right;">3-0</td></tr> <tr><td>Attempts 20 or more 3-pt. FG.....</td><td style="text-align: right;">3-2</td></tr> <tr><td>    10-19 .....</td><td style="text-align: right;">14-9</td></tr> <tr><td>    Less than 10.....</td><td style="text-align: right;">2-1</td></tr> <tr><td>Opponent attempts 20 or more 3-pt. FG .....</td><td style="text-align: right;">9-5</td></tr> <tr><td>    10-19 .....</td><td style="text-align: right;">8-7</td></tr> <tr><td>    Less than 10.....</td><td style="text-align: right;">2-0</td></tr> <tr><td>Shoots more FT than opponents.....</td><td style="text-align: right;">13-5</td></tr> <tr><td>    Less than opponents.....</td><td style="text-align: right;">4-5</td></tr> <tr><td>    Same .....</td><td style="text-align: right;">2-2</td></tr> <tr><td>More assists than opponents.....</td><td style="text-align: right;">9-4</td></tr> <tr><td>    Fewer.....</td><td style="text-align: right;">9-7</td></tr> <tr><td>    Same .....</td><td style="text-align: right;">1-1</td></tr> <tr><td>More Steals than opponents.....</td><td style="text-align: right;">3-3</td></tr> <tr><td>    Fewer.....</td><td style="text-align: right;">15-7</td></tr> <tr><td>    Same .....</td><td style="text-align: right;">1-2</td></tr> <tr><td>In White Uniforms .....</td><td style="text-align: right;">10-6</td></tr> <tr><td>    Blue Uniforms .....</td><td style="text-align: right;">3-4</td></tr> <tr><td>    Red Uniforms .....</td><td style="text-align: right;">4-2</td></tr> <tr><td>    Pink Uniforms.....</td><td style="text-align: right;">2-0</td></tr> <tr><td>Record on Monday.....</td><td style="text-align: right;">2-0</td></tr> <tr><td>    Tuesday .....</td><td style="text-align: right;">0-1</td></tr> <tr><td>    Wednesday .....</td><td style="text-align: right;">1-0</td></tr> <tr><td>    Thursday .....</td><td style="text-align: right;">8-3</td></tr> <tr><td>    Friday .....</td><td style="text-align: right;">1-0</td></tr> <tr><td>    Saturday.....</td><td style="text-align: right;">6-7</td></tr> <tr><td>    Sunday.....</td><td style="text-align: right;">2-1</td></tr> <tr><td>Record in November .....</td><td style="text-align: right;">5-2</td></tr> <tr><td>    December.....</td><td style="text-align: right;">3-3</td></tr> <tr><td>    January.....</td><td style="text-align: right;">4-4</td></tr> <tr><td>    February.....</td><td style="text-align: right;">5-2</td></tr> <tr><td>    March.....</td><td style="text-align: right;">2-1</td></tr> </table>	Shoots .500 or better.....	6-3	.400-.499 .....	9-3	.300-.399 .....	4-6	Less than .300 .....	0-0	Opponents shoot .500 or better .....	0-1	.400-.499 .....	6-9	.300-.399 .....	9-2	Less than .300 .....	3-0	Attempts 20 or more 3-pt. FG.....	3-2	10-19 .....	14-9	Less than 10.....	2-1	Opponent attempts 20 or more 3-pt. FG .....	9-5	10-19 .....	8-7	Less than 10.....	2-0	Shoots more FT than opponents.....	13-5	Less than opponents.....	4-5	Same .....	2-2	More assists than opponents.....	9-4	Fewer.....	9-7	Same .....	1-1	More Steals than opponents.....	3-3	Fewer.....	15-7	Same .....	1-2	In White Uniforms .....	10-6	Blue Uniforms .....	3-4	Red Uniforms .....	4-2	Pink Uniforms.....	2-0	Record on Monday.....	2-0	Tuesday .....	0-1	Wednesday .....	1-0	Thursday .....	8-3	Friday .....	1-0	Saturday.....	6-7	Sunday.....	2-1	Record in November .....	5-2	December.....	3-3	January.....	4-4	February.....	5-2	March.....	2-1
At Home.....	10-5																																																																																																																																																												
On the Road .....	7-5																																																																																																																																																												
At Neutral Site.....	2-2																																																																																																																																																												
Leading End of 1st Qtr.....	15-5																																																																																																																																																												
Trailing End of 1st Qtr .....	3-6																																																																																																																																																												
Tied End of 1st Qtr .....	1-1																																																																																																																																																												
Leading At Half.....	16-4																																																																																																																																																												
Trailing At Half.....	2-8																																																																																																																																																												
Tied At Half.....	1-0																																																																																																																																																												
Leading End of 3rd Qtr .....	17-3																																																																																																																																																												
Trailing End of 3rd Qtr .....	1-7																																																																																																																																																												
Tied end of 3rd Qtr.....	1-2																																																																																																																																																												
In Overtime.....	1-1																																																																																																																																																												
Tech Scores Less Than 60.....	2-9																																																																																																																																																												
60-69 .....	7-2																																																																																																																																																												
70-79 .....	7-1																																																																																																																																																												
80-89 .....	3-0																																																																																																																																																												
90-99 .....	0-0																																																																																																																																																												
100+ .....	0-0																																																																																																																																																												
Opponent Scores Less Than 60 .....	11-0																																																																																																																																																												
60-69 .....	6-9																																																																																																																																																												
70-79 .....	2-3																																																																																																																																																												
80-89 .....	0-0																																																																																																																																																												
90-99 .....	0-0																																																																																																																																																												
100+ .....	0-0																																																																																																																																																												
Margin is 21 or more .....	3-0																																																																																																																																																												
16-20 .....	1-2																																																																																																																																																												
10-15 .....	6-2																																																																																																																																																												
6-9 .....	2-3																																																																																																																																																												
3-5 .....	7-4																																																																																																																																																												
2 .....	0-1																																																																																																																																																												
1 .....	0-0																																																																																																																																																												
Outrebounds Opponent.....	11-0																																																																																																																																																												
Opponent outrebounds Tech .....	7-13																																																																																																																																																												
Rebounds are even .....	0-0																																																																																																																																																												
Commits 15 or more turnovers .....	10-7																																																																																																																																																												
Less than 15.....	9-5																																																																																																																																																												
Forces 15 or more turnovers .....	13-6																																																																																																																																																												
Less than 15.....	6-6																																																																																																																																																												
Shoots .500 or better.....	6-3																																																																																																																																																												
.400-.499 .....	9-3																																																																																																																																																												
.300-.399 .....	4-6																																																																																																																																																												
Less than .300 .....	0-0																																																																																																																																																												
Opponents shoot .500 or better .....	0-1																																																																																																																																																												
.400-.499 .....	6-9																																																																																																																																																												
.300-.399 .....	9-2																																																																																																																																																												
Less than .300 .....	3-0																																																																																																																																																												
Attempts 20 or more 3-pt. FG.....	3-2																																																																																																																																																												
10-19 .....	14-9																																																																																																																																																												
Less than 10.....	2-1																																																																																																																																																												
Opponent attempts 20 or more 3-pt. FG .....	9-5																																																																																																																																																												
10-19 .....	8-7																																																																																																																																																												
Less than 10.....	2-0																																																																																																																																																												
Shoots more FT than opponents.....	13-5																																																																																																																																																												
Less than opponents.....	4-5																																																																																																																																																												
Same .....	2-2																																																																																																																																																												
More assists than opponents.....	9-4																																																																																																																																																												
Fewer.....	9-7																																																																																																																																																												
Same .....	1-1																																																																																																																																																												
More Steals than opponents.....	3-3																																																																																																																																																												
Fewer.....	15-7																																																																																																																																																												
Same .....	1-2																																																																																																																																																												
In White Uniforms .....	10-6																																																																																																																																																												
Blue Uniforms .....	3-4																																																																																																																																																												
Red Uniforms .....	4-2																																																																																																																																																												
Pink Uniforms.....	2-0																																																																																																																																																												
Record on Monday.....	2-0																																																																																																																																																												
Tuesday .....	0-1																																																																																																																																																												
Wednesday .....	1-0																																																																																																																																																												
Thursday .....	8-3																																																																																																																																																												
Friday .....	1-0																																																																																																																																																												
Saturday.....	6-7																																																																																																																																																												
Sunday.....	2-1																																																																																																																																																												
Record in November .....	5-2																																																																																																																																																												
December.....	3-3																																																																																																																																																												
January.....	4-4																																																																																																																																																												
February.....	5-2																																																																																																																																																												
March.....	2-1																																																																																																																																																												

## LA TECH HIGHS

POINTS	86	vs. Central Baptist (11/7)
	83	at Charlotte (2/18)
FGs MADE	34	vs. Central Baptist (11/7)
	30	vs. North Texas (1/11)
FG ATTEMPTS	69	at Charlotte (2/18)
	68	at ULM (11/13)
FG%	63.8	vs. North Texas (1/11)
	53.7	at UTEP (1/7)
3-PT FGs MADE	9	at UTEP (1/7)
	9	vs. Rice (1/5)
3-PT FG ATTEMPTS	24	at Charlotte (2/18)
	23	vs. WKU (2/23)
3-PT FG%	60	at UTEP (1/7)
	58.3	vs. North Texas (1/11)
FTs MADE	30	vs. Alcorn State (12/3)
	20	at FIU (3/2)
	20	vs. FAU (2/11)
FT ATTEMPTS	35	vs. Alcorn State (12/3)
FT%	100.0	vs. FAU (2/11)
(min. 15 makes)	92.9	at WKU (1/19)
REBOUNDS	52	vs. Central Baptist (11/7)
	47	at ULM (11/13)
ASSISTS	21	at ULM (11/13)
	21	vs. Central Baptist (11/7)
STEALS	11	vs. Central Baptist (11/7)
	10	at WKU (1/19)
	10	at SMU (11/22)
BLOCKS	6	at UAB (1/14)
	6	vs. Stetson (11/25)
TURNOVERS	24	vs. Alcorn State (12/3)
	23	vs. WKU (2/23)
FOULS	22	vs. Central Baptist (11/7)
	20	vs. Stetson (11/25)

## LA TECH LOWS

POINTS	50	at Middle Tennessee (1/21)
	53	vs. Illinois State (11/26)
FGs MADE	18	vs. UTEP (3/9)
	18	vs. Alcorn State (12/3)
	19	at North Texas (2/16)
	19	at Middle Tennessee (1/21)
	19	at WKU (1/19)
FG ATTEMPTS	39	vs. UTEP (12/18)
	41	at UTEP (1/7)
FG%	32.1	vs. UTEP (3/9)
	34.4	vs. Charlotte (12/31)
3-PT FGs MADE	1	vs. South Alabama (12/12/)
	1	vs. Illinois State (11/26)
3-PT FG ATTEMPTS	8	vs. George Wash. (11/27)
3-PT FG%	5.0	vs. Central Baptist (11/7)
	9.1	vs. Illinois State (11/26)
FTs MADE	6	at Middle Tennessee (1/21)
	7	vs. Charlotte (12/31)
FT ATTEMPTS	6	at Middle Tennessee (1/21)
	10	at SMU (11/22)
FT%	51.9	at North Texas (2/16)
	53.3	vs. Arkansas State (11/10)
REBOUNDS	23	at Rice (2/2)
	23	vs. North Texas (1/11)
	25	vs. UTSA (1/28)
	25	at UTEP (1/7)
ASSISTS	7	at North Texas (2/16)
	7	at UAB (1/14)
	8	at Middle Tennessee (1/21)
STEALS	1	at FAU (3/4)
	1	at FIU (3/2)
	1	at Middle Tennessee (1/21)
BLOCKS	0	vs. UAB (1/26)
	1	at FAU (3/4)
	1	vs. FAU (2/11)
	1	at WKU (1/19)
	1	vs. South Alabama (12/12/)
	1	vs. Illinois State (11/26)
	1	at ULM (11/13)
TURNOVERS	9	at Middle Tennessee (1/21)
	10	vs. UTSA (1/28)
FOULS	10	at UTSA (12/29)
	10	vs. UTSA (1/28)

## OPPONENT HIGHS

POINTS	79	at Charlotte (2/18)
	75	vs. Vanderbilt (12/8)
FGs MADE	31	at Charlotte (2/18)
	29	vs. UTSA (1/28)
FG ATTEMPTS	67	vs. WKU (2/23)
	67	at Charlotte (2/18)
FG%	50.9	vs. UTSA (1/28)
	48.1	at Rice (2/2)
3-PT FGs MADE	12	vs. Vanderbilt (12/8)
	10	at UTEP (1/7)
	10	vs. South Alabama (12/12)
3-PT FG ATTEMPTS	32	vs. South Alabama (12/12)
	31	vs. WKU (2/23)
3-PT FG%	53.8	vs. North Texas (1/11)
	47.6	at UTEP (1/7)
FTs MADE	20	vs. Rice (1/5)
	16	at UTEP (1/7)
FT ATTEMPTS	24	vs. Rice (1/5)
	24	vs. Central Baptist (11/7)
FT%	92.9	at Middle Tennessee (1/21)
	88.9	vs. WKU (2/23)
	88.9	at UTEP (1/7)
REBOUNDS	42	at Charlotte (2/18)
	42	at UAB (1/14)
	41	vs. UTEP (3/9)
	41	vs. Charlotte (12/31)
ASSISTS	18	vs. UTSA (1/28)
	18	vs. North Texas (1/11)
	18	vs. Alcorn State (12/3)
STEALS	15	vs. Alcorn State (12/3)
	14	vs. WKU (2/23)
BLOCKS	9	at ULM (11/13)
	7	at Middle Tennessee (1/21)
TURNOVERS	23	vs. Central Baptist (11/7)
	22	vs. Stetson (11/25)
FOULS	29	at Charlotte (2/18)
	28	vs. Alcorn State (12/3)

## OPPONENT LOWS

POINTS	30	vs. Central Baptist (11/7)
	44	at North Texas (2/16)
FGs MADE	9	vs. Central Baptist (11/7)
	16	vs. South Alabama (12/12)
FG ATTEMPTS	51	vs. Central Baptist (11/7)
	52	at Middle Tennessee (1/21)
	52	vs. George Wash. (11/27)
FG%	17.6	vs. Central Baptist (11/7)
	27.1	vs. South Alabama (12/12)
3-PT FGs MADE	0	at North Texas (2/16)
	0	vs. FAU (2/11)
3-PT FG ATTEMPTS	6	at ULM (11/13)
3-PT FG%	0	at North Texas (2/16)
	0	vs. FAU (2/11)
	5	vs. Central Baptist (11/7)
	6	at North Texas (2/16)
	6	vs. UTSA (1/28)
	7	at Rice (2/2)
FT ATTEMPTS	11	vs. FAU (2/11)
	11	at Rice (2/2)
	13	vs. UTEP (3/9)
	13	vs. UTEP (12/18)
	13	vs. George Wash. (11/27)
FT%	33.3	vs. UTSA (1/28)
	45.8	vs. Central Baptist (11/7)
REBOUNDS	23	vs. Alcorn State (12/3)
	28	vs. UAB (1/26)
	28	vs. George Wash. (11/27)
ASSISTS	5	vs. Central Baptist (11/7)
	6	vs. Stetson (11/25)
STEALS	3	at Middle Tennessee (1/21)
	5	vs. UTSA (1/28)
	5	at UAB (1/14)
BLOCKS	0	vs. FIU (2/9)
	0	at Rice (2/2)
	0	at UTEP (1/7)
	0	vs. Central Baptist (11/7)
TURNOVERS	9	at Middle Tennessee (1/21)
	10	vs. Rice (1/5)
FOULS	8	at Middle Tennessee (1/21)
	11	vs. UTSA (1/28)

## LA TECH PLAYER HIGHS

POINTS	30	Walker at FAU (3/4)
	27	Walker at Charlotte (2/18)
	26	Walker at UAB (1/14)
	26	Walker vs. Rice (1/5)
FGs MADE	13	Walker at FAU (3/4)
	10	Roberson vs. Vanderbilt (12/8)
	9	Walker at Charlotte (2/18)
	9	Walker vs. North Texas (1/11)
	9	Walker vs. Rice (1/5)
FG ATTEMPTS	25	Walker at FAU (3/4)
	18	Walker at Charlotte (2/18)
	18	Walker vs. UTSA (1/28)
	18	Walker vs. Rice (1/5)
	17	vs. North Texas (1/11)
	17	Walker at ULM (11/13)
FG%	85.7	Sant vs. North Texas (1/11)
(min. 6 attempts)	85.7	Lee vs. North Texas (1/11)
3-PT FGs MADE	5	Sant vs. North Texas (1/11)
(min. 5 made)	5	Sant at UTSA (12/29)
3-PT FG ATTEMPTS	11	Sant vs. UTEP (3/9)
	11	Green vs. WKU (2/23)
	11	Sant at Charlotte (2/18)
3-PT FG%	83.3	Sant vs. North Texas (1/11)
(min. 5 makes)	83.3	Sant at UTSA (12/29)
FTs MADE	15	Walker at Charlotte (2/18)
	13	Walker at UAB (1/14)
	12	Walker vs. George Wash. (11/27)
	10	Walker at FIU (3/2)
	10	Walker vs. FAU (2/11)
FT ATTEMPTS	17	Walker at FIU (3/2)
	17	Walker at Charlotte (2/18)
	16	Walker at UAB (1/14)
FT%	100	Walker vs. UTEP (3/9)
(min. 9 attempts)	100	Walker vs. FAU (2/11)
REBOUNDS	15	Roberson, South Alabama (12/12)
	14	Walker at Charlotte (2/18)
	10	Brannon at UAB (1/14)
	10	Brannon vs. Charlotte (12/31)
	10	Roberson vs. Alcorn State (12/3)
	10	Roberson vs. Stetson (11/25)
	10	Roberson at ULM (11/13)
ASSISTS	7	Bates at Rice (2/2)
	7	Nativi vs. Vanderbilt (12/8)
STEALS	4	Nativi vs. CBC (11/7)
BLOCKS	5	Wurm at UAB (1/14)
	4	Wurm, UTSA (1/28)
TURNOVERS	8	Bates at FIU (3/2)
MINUTES	45	Walker at Charlotte (2/18)
	45	Bates at Charlotte (2/18)

## OPPONENT PLAYER HIGHS

POINTS	41	Lawrence, Charlotte (2/18)
	31	Garraud, Vanderbilt (12/8)
FGs MADE	16	Lawrence, Charlotte (2/18)
FG ATTEMPTS	24	Lawrence, Charlotte (2/18)
FG%	75.0	Ulabo, UTSA (12/29)
(min. 4 attempts)		
3-PT FGs MADE	7	Garraud, Vanderbilt (12/8)
3-PT FG ATTEMPTS	13	Garraud, Vanderbilt (12/8)
3-PT FG%	100	Lawrence, Charlotte (2/18)
(min. 3 makes)	80	Wheeler, Middle Tennessee (1/21)
FTs MADE	7	Wheeler, Middle Tennessee (1/21)
	7	Austin, Rice (1/5)
FT ATTEMPTS	10	Brown, Alcorn State (12/3)
FT%	100	Mead, WKU (2/23)
(min. 6 attempts)	100	Henderson, FIU (2/9)
REBOUNDS	15	Butera, FIU (3/2)
ASSISTS	10	McMillian, Charlotte (2/18)
	9	McMillian, Charlotte (12/31)
STEALS	4	Boyd, UTEP (3/9)
	4	Mead, WKU (2/23)
	4	Hayes, FIU (2/9)
	4	Jackson, Rice (1/5)
	4	Jackson, UTEP (12/18)
	4	Obillo, Alcorn State (12/3)
BLOCKS	4	
	4	Boldyreva, Middle Tennessee (1/21)
	4	Katlyn Manuel, ULM (11/13)
TURNOVERS	6	Arike, UTEP (1/7)
MINUTES	50	McMillian, Charlotte (2/18)
	46	Lawrence, Charlotte (2/18)

CBC = Central Baptist College

# LA TECH 2022-23 SPECIALTY STATS

Date	Opponent	W/L	Points in Paint			Pts Off Turnovers			2nd Chance Pts.			Fast Break Pts.			Bench Points		
			Tech	Opp.	Diff.	Tech	Opp.	Diff.	Tech	Opp.	Diff.	Tech	Opp.	Diff.	Tech	Opp.	Diff.
Nov. 7	CENTRAL BAPTIST	W	46	6	+40	17	10	+7	14	3	+11	19	4	+15	46	9	+37
Nov. 10	ARKANSAS STATE	W	34	18	+16	15	13	+2	8	8	---	5	10	-5	14	7	+7
Nov. 13	at ULM	W	40	32	+8	8	12	-4	11	9	+2	9	4	+5	22	22	---
Nov. 22	at SMU	L	22	28	-6	14	13	+1	3	5	-2	4	12	-8	10	7	+3
Nov. 25	Stetson	W	30	24	+6	22	13	+9	10	5	+5	12	2	+10	25	19	+6
Nov. 26	Illinois State	L	24	36	-12	13	17	-4	6	13	-7	1	8	-7	33	23	+10
Nov. 27	George Washington	W	38	22	+16	22	10	+12	11	4	+7	10	5	+5	23	19	+4
Dec. 3	ALCORN STATE	W	22	36	-14	16	15	+1	12	8	+4	9	6	+3	20	43	-23
Dec. 8	VANDERBILT	L	30	24	+6	26	23	+3	7	14	-7	9	8	+1	21	23	-2
Dec. 12	SOUTH ALABAMA	W	46	8	+38	10	8	+2	4	7	-3	9	6	+3	29	20	+9
Dec.18	UTEP*	L	26	32	-6	8	20	-12	0	5	-5	10	9	+1	23	4	+19
Dec. 29	at UTSA*	W	12	36	-24	12	10	+2	5	10	-5	2	9	-7	15	14	+1
Dec. 31	CHARLOTTE*	L	26	34	-8	8	9	-1	11	7	+4	5	11	-6	7	21	-14
Jan. 5	RICE*	W	28	30	-2	10	12	-2	4	9	-5	8	14	-6	17	15	+2
Jan. 7	at UTEP*	L	18	20	-2	21	25	-4	5	11	-6	6	13	-7	9	16	-7
Jan. 11	NORTH TEXAS*	W	38	28	+10	20	15	+5	4	10	-6	6	10	-4	35	21	+14
Jan. 14	at UAB*	W	36	22	+14	6	10	-4	5	4	+1	8	2	+6	15	25	-10
Jan. 19	at WKU*	L	24	34	-10	13	20	-7	10	13	-3	11	12	-1	21	29	-8
Jan. 21	at MT*	L	12	30	-18	11	14	-3	14	13	+1	2	2	---	16	4	+12
Jan. 26	UAB*	W	34	36	-2	20	11	+9	9	12	-3	11	6	+5	23	14	+9
Jan. 28	UTSA*	L	26	30	-4	19	9	+10	4	6	-2	6	4	+2	17	7	+10
Feb. 2	at Rice*	L	32	36	-4	13	11	+2	7	8	-1	4	1	+3	17	13	+4
Feb. 9	FIU*	W	48	24	+24	23	13	+10	16	11	+5	5	7	-2	20	29	-9
Feb. 11	FAU*	W	24	38	-14	15	22	-7	8	6	+2	10	10	---	15	21	-6
Feb. 16	at UNT*	W	20	26	-4	11	15	-4	9	5	+4	9	5	+4	18	7	+11
Feb. 18	at Charlotte*	W	34	40	+6	13	16	-3	8	11	-3	5	8	-3	14	52	-38
Feb. 23	WKU*	W	32	26	+6	17	24	-7	4	15	-11	13	8	+5	19	33	-14
Feb. 25	MT*	L	28	30	-2	12	7	+5	17	8	+9	2	4	-2	20	27	-7
Mar. 2	at FIU*	W	26	28	-2	21	11	+10	9	12	-3	0	4	-4	19	32	-13
Mar. 4	at FAU*	W	22	26	-4	14	13	+1	6	6	---	10	11	-1	14	33	-19
Mar. 9	UTEP	L	24	40	-16	4	13	-9	13	8	+5	5	11	-6	9	23	-13
Mar. 16	at Arkansas																

**Totals** 19-12 902 872 +30 454 434 +20 254 264 -10 225 236 -11 606 622 -16

## LA TECH 2022-23 LEADS & DEFICITS

Date	Opponent	Largest Lead	Largest Deficit	Time Led	Time Trailed	Time Tied	Result
Nov. 7	CENTRAL BAPTIST	56 (4th 0:00)	----	37:26	----	2:34	W, 86-30
Nov. 10	ARKANSAS STATE	12 (4th 5:15)	12 (2nd 7:21)	15:44	23:57	0:19	W, 59-56
Nov. 13	at ULM	17 (4th 2:05)	2 (1st 8:50)	38:00	0:15	1:45	W, 68-53
Nov. 22	at SMU	10 (1st 0:36)	7 (4th (7:07)	20:37	17:09	2:14	L, 59-63
Nov. 25	Stetson	25(3rd 0:08)	----	39:39	----	0:21	W, 73-50
Nov. 26	Illinois State	----	25 (4th 8:21)	----	39:10	0:50	L, 53-70
Nov. 27	George Washington	20 (4th 2:07)	11 (2nd 4:09)	28:26	7:22	4:12	W, 71-52
Dec. 3	ALCORN STATE	18 (2nd 6:22)	----	38:00	----	2:00	W, 70-59
Dec. 8	VANDERBILT	12 (3rd 2:46)	5 (OT 0:07)	34:32	5:24	5:04	L, 75-70 <sup>OT</sup>
Dec. 12	SOUTH ALABAMA	27 (3rd 1:24)	3 (1st 9:29)	36:15	3:14	0:31	W, 73-50
Dec.18	UTEP*	6 (3rd 5:40)	8 (2nd 6:46)	29:13	4:28	6:19	L, 54-62
Dec. 29	at UTSA*	7 (4th 4:30)	6 (3rd 3:49)	11:21	18:22	10:17	W, 62-57
Dec. 31	CHARLOTTE*	5 (1st 3:41)	10 (4th 0:30)	13:28	22:00	4:32	L, 57-66
Jan. 5	RICE *	16 (2nd 8:06)	5 (1st 9:13)	34:13	5:12	0:35	W, 79-74
Jan. 7	at UTEP*	8 (1st 3:25)	12 (4th 9:25)	14:03	21:24	5:33	L, 72-66
Jan. 11	NORTH TEXAS*	19 (3rd 0:15)	3 (1st 7:13)	32:15	3:26	4:19	W, 81-66
Jan. 14	at UAB*	12(1st 6:11)	2 (1st 3:05)	35:29	3:46	0:45	W, 61-55
Jan. 19	at WKU*	1 (1st 7:43)	18 (4th 7:08)	0:33	36:59	2:28	L, 55-66
Jan. 21	at MT*	2 (3rd 5:26)	18 (4th 0:04)	3:28	34:15	2:47	L, 68-50
Jan. 26	UAB*	14 (3rd 5:49)	11 (1st 2:37)	23:11	14:11	2:28	W, 67-62
Jan. 28	UTSA*	7 (2nd 8:55)	6 (4th 1:17)	26:45	10:48	2:27	L, 63-66
Feb. 2	at Rice*	3 (2nd 0:23)	6 (3rd 0:11)	14:01	20:16	5:43	L, 57-60
Feb. 9	FIU*	18 (2nd 2:06)	----	36:33	----	3:27	W, 76-65
Feb. 11	FAU*	18 (2nd 6:54)	----	39:22	----	0:39	W, 68-56
Feb. 16	at UNT*	23 (3rd 3:36)	1 (1st 7:23)	38:57	0:37	0:26	W, 57-44
Feb. 18	at Charlotte*	8 (3rd 9:48)	4 (4th 7:56)	35:14	6:60	8:06	W, 83-79 <sup>2OT</sup>
Feb. 23	WKU*	(16 (3rd 3:38)	----	39:39	----	0:21	W, 70-65
Feb. 25	MT*	2 (4th 3:59)	9 (3rd 5:37)	2:45	32:55	4:20	L, 59-61
Mar. 2	at FIU*	15 (3rd 5:28)	8 (1st 1:49)	24:07	12:49	3:04	W, 69-62
Mar. 4	at FAU*	10 (4th 4:30)	3 (1st 9:56)	31:44	5:24	2:53	W, 65-60
Mar. 9	UTEP	(5 (1st 5:28)	13 (3rd 9:23)	13:58	21:21	4:41	L, 54-64
Mar. 16	at Arkansas						

## STARTING LINEUPS

Date	Opponent	Player	Player	Player	Player	Player	Result
Nov. 7	CENTRAL BAPTIST	Bates	Walker	Green	Brannon	Roberson	W, 86-30
Nov. 10	ARKANSAS STATE	Bates	Walker	Green	Brannon	Roberson	W, 59-56
Nov. 13	at ULM	Bates	Walker	Green	Brannon	Roberson	W, 68-53
Nov. 22	at SMU	Bates	Walker	Nativi	Brannon	Roberson	L, 59-63
Nov. 25	Stetson	Bates	Walker	Nativi	Brannon	Roberson	W, 73-50
Nov. 26	Illinois State	Bates	Walker	Nativi	Brannon	Roberson	L, 53-70
Nov. 27	George Washington	Bates	Walker	Nativi	Brannon	Roberson	W, 71-52
Dec. 3	ALCORN STATE	Bates	Walker	Nativi	Brannon	Roberson	W, 70-59
Dec. 8	VANDERBILT	Bates	Walker	Nativi	Brannon	Roberson	L, 75-70 <sup>OT</sup>
Dec. 12	SOUTH ALABAMA	Bates	Walker	Nativi	Brannon	Roberson	W, 73-50
Dec. 18	UTEP*	Bates	Walker	Nativi	Brannon	Roberson	L, 54-62
Dec. 29	at UTSA*	Bates	Walker	Nativi	Brannon	Wurm	W, 62-57
Dec. 31	CHARLOTTE*	Bates	Walker	Nativi	Brannon	Wurm	L, 57-66
Jan. 5	RICE*	Bates	Walker	Nativi	Brannon	Wurm	W, 79-74
Jan. 7	at UTEP*	Bates	Walker	Nativi	Brannon	Wurm	L, 72-66
Jan. 11	NORTH TEXAS*	Bates	Walker	Nativi	Brannon	Wurm	W, 81-66
Jan. 14	at UAB*	Bates	Walker	Nativi	Brannon	Wurm	W, 61-55
Jan. 19	at WKU*	Bates	Walker	Nativi	Brannon	Wurm	L, 55-66
Jan. 21	at MT*	Bates	Walker	Nativi	Brannon	Roberson	L, 68-50
Jan. 16	UAB*	Bates	Walker	Nativi	Brannon	Wurm	W, 67-62
Jan. 28	UTSA*	Bates	Walker	Nativi	Brannon	Wurm	L, 63-66
Feb. 2	at Rice*	Nativi	Walker	Lee	Sant	Wurm	L, 57-60
Feb. 9	FIU*	Bates	Walker	Nativi	Sant	Roberson	W, 76-65
Feb. 11	FAU*	Bates	Walker	Nativi	Sant	Roberson	W, 68-56
Feb. 16	at UNT*	Bates	Walker	Nativi	Sant	Roberson	W, 57-44
Feb. 18	at Charlotte*	Bates	Walker	Nativi	Sant	Roberson	W, 83-79 <sup>2OT</sup>
Feb. 23	WKU*	Bates	Walker	Nativi	Sant	Roberson	W, 70-65
Feb. 25	MT*	Bates	Walker	Nativi	Sant	Roberson	L, 59-61
Mar. 2	at FIU*	Bates	Walker	Nativi	Sant	Roberson	W, 69-62
Mar. 4	at FAU*	Bates	Walker	Nativi	Sant	Roberson	W, 65-60
Mar. 9	UTEP	Bates	Walker	Nativi	Sant	Roberson	L, 54-64
Mar. 16	at Arkansas						

### Record by Lineups

Lineup 1:	Bates, Walker, Green, Brannon, Roberson	3-0
Lineup 2:	Bates, Walker, Nativi, Brannon, Roberson	4-5
Lineup 3:	Bates, Walker, Nativi, Brannon, Wurm	5-4
Lineup 4:	Nativi, Walker, Lee, Sant, Wurm	0-1
Lineup 5:	Bates, Walker, Nativi, Sant, Roberson	7-2

## CAREER SUMMARIES

Name	Season	Career	Career	Career Statistical Totals					10+	10+	Double
	Starts	Starts	GP	Points	Reb	Assists	Steals	Blocks	Points	Reb	Doubles
Green	3	109	144	1325	433	268	141	4	57	2	0
Walker*	31	114	140	1959	502	226	167	13	102	2	2
Roberson	21	79	108	1236	751	55	76	73	64	26	20
Bates	30	67	109	636	259	299	93	20	25	1	1
Brannon	21	42	59	429	266	45	61	5	19	2	1
Nativi	28	51	64	235	179	165	70	22	5	1	0
Lee	1	11	82	428	154	64	31	1	14	0	0
Sant	10	44	118	536	280	97	39	13	12	0	0
Thompson	0	16	77	230	146	20	23	31	3	0	0
Wurm	10	10	43	132	100	8	11	50	2	1	1
Smith	0	0	23	16	6	6	9	0	0	0	0
Bukvic	0	0	10	18	3	2	1	0	0	0	0
Angoi	0	0	9	10	7	0	1	0	0	0	0

\*Triple Double

## GAME-BY-GAME LEADERS

Date	Opponent	Points	Rebounds	Assists
Nov. 7	CENTRAL BAPTIST	Keiunna Walker (17)	Amaya Brannon (8)	Salma Bates (6) Silvia Nativi (6)
Nov. 10	ARKANSAS STATE	Salma Bates (17)	Gabbie Green (8)	Salma Bates (4)
Nov. 13	at ULM	Amaya Brannon (18)	Anna Larr Roberson (10)	Silvia Nativi (6)
Nov. 22	at SMU	Keiunna Walker (22)	Salma Bates (5)	Silvia Nativi (6)
Nov. 25	Stetson	Anna Larr Roberson (19)	Anna Larr Roberson (10)	Keiunna Walker (5) Salma Bates (5)
Nov. 26	Illinois State	Gabbie Green (11)	Anna Larr Roberson (7)	Silvia Nativi (5)
Nov. 27	George Washington	Keiunna Walker (20)	Anna Larr Roberson (9)	Keiunna Walker (3)
Dec. 3	ALCORN STATE	Anna Larr Roberson (17) Keiunna Walker (17)	Anna Larr Roberson (17)	Salma Bates (3) Silvia Nativi (3) Lotte Sant (3)
Dec. 8	VANDERBILT	Anna Larr Roberson (23)	Gabbie Green (8)	Silvia Nativi (7)
Dec. 12	SOUTH ALABAMA	Robyn Lee (16)	Anna Larr Roberson (15)	Silvia Nativi (6)
Dec. 18	UTEP*	Keiunna Walker (12)	Amaya Brannon (7)	Salma Bates (4)
Dec. 29	at UTSA*	Keiunna Walker (20)	Salma Bates (6)	Salma Bates (4)
Dec. 31	CHARLOTTE*	Amaya Brannon (15)	Amaya Brannon (10)	Salma Bates (4) Silvia Nativi (4)
Jan. 5	RICE*	Keiunna Walker (26)	Keiunna Walker (7)	Salma Bates (5)
Jan. 7	at UTEP*	Keiunna Walker (24)	Mackenzie Wurm (6)	Salma Bates (5)
Jan. 11	NORTH TEXAS*	Keiunna Walker (23)	Lotte Sant (5)	Silvia Nativi (3) Salma Bates (3) Robyn Lee (3)
Jan. 14	at UAB*	Keiunna Walker (26)	Amaya Brannon (10)	Silvia Nativi (3)
Jan. 19	at WKU*	Keiunna Walker (16)	Anna Larr Roberson (8)	Amaya Brannon (3) Robyn Lee (3)
Jan. 21	at MT*	Keiunna Walker (14)	Anna Larr Roberson (6)	Salma Bates (4)
Jan. 26	UAB*	Robyn Lee (20)	Keiunna Walker (7)	Salma Bates (3)
Jan. 28	UTSA*	Keiunna Walker (22)	Amaya Brannon (4)	Salma Bates (4)
Feb. 2	at Rice*	Keiunna Walker (14)	Amaya Brannon (8)	Salma Bates (7)
Feb. 9	FIU*	Keiunna Walker (17)	Keiunna Walker (9)	Salma Bates (5)
Feb. 11	FAU*	Keiunna Walker (22)	Keiunna Walker (6)	Keiunna Walker (6)
Feb. 16	at UNT*	Keiunna Walker (15)	Keiunna Walker (9)	Keiunna Walker (3)
Feb. 18	at Charlotte*	Keiunna Walker (27)	Keiunna Walker (14)	Keiunna Walker (5)
Feb. 24	WKU*	Anna Larr Roberson (18)	Anna Larr Roberson (9) Keiunna Walker (9)	Salma Bates (5) Silvia Nativi (5)
Feb. 25	MT*	Keiunna Walker (19)	Salma Bates (5)	Salma Bates (3)
Mar. 2	at FIU*	Keiunna Walker (18)	Keiunna Walker (6)	Silvia Nativi (4)
Mar. 4	at FAU*	Keiunna Walker (30)	Nativi (7)	Bates (4)
Mar. 9	UTEP	Keiunna Walker (19)	Nativi (6)	Bates (4)
Mar. 16	at Arkansas			

Games Leading in	Points	Rebounds	Assists
	Keiunna Walker -- 23	Anna Larr Roberson -- 9	Salma Bates -- 17
	Anna Larr Roberson -- 4	Keiunna Walker -- 8	Silvia Nativi -- 13
	Amaya Brannon -- 2	Amaya Brannon -- 6	Keiunna Walker -- 5
	Robyn Lee -- 2	Salma Bates -- 3	Robyn Lee -- 2
	Salma Bates -- 1	Gabbie Green -- 2	Lotte Sant -- 1
	Gabbie Green -- 1	Silvia Nativi -- 2	Amaya Brannon -- 1
		Lotte Sant -- 1	
		Mackenzie Wurm -- 1	

## GAME-BY-GAME NOTABLES

### LA Tech 86, Central Baptist 30 (Nov. 7, 2022)

- LA Tech is now 1-0 against Central Baptist, taking the first-ever matchup in the series.
- Coach Stoehr is now 6-1 in season openers at LA Tech, winning six straight.
- The 56-point margin is the most in those six games.
- The 30 points allowed makes the 10th lowest single-game score in program history.
- Keiunna Walker is now No. 26 on the all-time scoring list, moving past Monica Maxwell, with 1,420 career points.
- Walker took charge No. 125 of her career.
- Anna Larr Roberson had her 50th career game in double figures, she is now 38 points away from 1,000 career points.
- Silvia Nativi tied a career-high with seven assists.
- Tech's defense forced 21 turnovers, the 109th time since 2010.
- Gabbie Green, Ayen Angoi, Anja Bukvic all made their LA Tech debuts tonight.

### LA Tech 59, Arkansas State 56 (Nov. 10, 2022)

- LA Tech is 39-3 against Arkansas State and 19-1 at home in the all-time series.
- Tech has now started the season 2-0 for the fourth straight year.
- LA Tech now has 595 wins in Ruston in its program history.
- Keiunna Walker is now No. 25 on the all-time scoring list, moving past Jane Ellen Cook, with 1,428 career points.
- Salma Bates had her 18th career game in double figures and tied her career-high with 17 points.
- Bates dished out her 200th career assist.
- Tech outscored Arkansas State 34-18 in the paint.
- Walker took two charges; she now has 127 for her career.
- Gabbie Green scored her first points in a Techster uniform.

### LA Tech at ULM (Nov. 13, 2022)

- LA Tech is 49-9 against ULM in the all-time series and is 20-7 in Monroe.
- Tech is 3-0 for the first time since 2017.
- Amaya Brannon had a career-high 18 points and tied a career-high with nine rebounds.
- Brannon registered her 100th career field goal make in 36 games.
- Anna Larr Roberson now has 17 career double-doubles.
- Roberson is nine points away from 1,000 for her career.
- Keiunna Walker posted her 75th career-game in double figures.
- The Techsters took three charges in the game: Salma Bates, Amaya Brannon and Keiunna Walker.
- Salma Bates made her 40th career start.

### SMU 63, LA Tech 59 (Nov. 22, 2022)

- LA Tech is 18-2 against SMU in the all-time series and is 7-2 in Dallas.
- Anna Larr Roberson became the 45th member to join the Lady Techsters 1,000-point club.
- Keiunna Walker also passed Whitney Jones and Ayana Walker for No. 23 on the all-time scoring list, with 1,463 points.
- Walker hit her 400th career free throw, she is currently No. 6 all-time.
- Walker also eclipsed 500 made field goals in her career.
- Silvia Nativi now has six assists in three of four games this season.
- Robyn Lee reached 100 rebounds for her career.
- Salma Bates tied a career-high in steals, with 3
- Walker took two charges; Amaya Brannon took one.
- Roberson played in her 90th career game, and Kate Thompson played in her 60th.

## GAME-BY-GAME NOTABLES

### LA Tech 73, Stetson 50 (Nov. 25, 2022)

- LA Tech is now 2-0 all-time against Stetson and is now 1-0 on a neutral floor.
- Anna Larr Roberson had a season-high with 19 points and 10 rebounds.
- It was Roberson's second double-double of the season and 18th of her career.
- She is now tied with Vickie Johnson and Belinda Jones on the all-time list.
- Lotte Sant had a season-high 11 points, her first game in double figures this season.
- The Techsters have had six different players reach double figures through the first five games.
- Keiunna Walker passed Amber Obaze for No. 22 on the all-time scoring list, with 1,481 points.
- Tech had a season-high six blocks in the game.
- Mackenzie Wurm tied her career-high with three blocks.
- Salma Bates registered her 12th career block.
- Walker took three more charges; she has nine on the season.

### Illinois State 70, LA Tech 53 (Nov. 26, 2022)

- LA Tech is now 5-2 in the all-time series and Illinois State.
- The Redbirds evened the series on neutral floors at 1-1.
- Tech is now 182-73 all-time at neutral sites.
- Anna Larr Roberson now has seven or more rebounds in five of six games.
- Silvia Nativi had five assists and no turnovers, she now has 28 assists to seven turnovers on the year.
- Mackenzie Wurm had a season-high six points.
- Autumn Smith notched a career-high two assists.
- Anja Bukvic registered her first career steal.
- Gabbie Green scored in double figures for the first time as a Lady Techster, with 11 points.

### LA Tech 71, George Washington 52 (Nov. 26, 2022)

- LA Tech now leads the all-time series with George Washington 1-0.
- Tech is now 183-73 all-time at neutral sites after going 2-1 this weekend in Las Vegas.
- Anna Larr Roberson has reached double figures in five games with 14 points Sunday.
- Roberson passed Amy Brown and Takeisha Lewis for No. 42 on the all-time scoring list; she has 1,040 career points.
- Anna Larr Roberson now has seven or more rebounds in six of seven games.
- Keiunna Walker also reached double figures for the fifth time with her second 20-point performance this season.
- Walker moves into No. 21 on the all-time scoring list, passing Belinda Jones and surpassing 1,500 career points; she now has 1,505.
- Silvia Nativi pulled down the 100th rebound of her career.
- Keiunna Walker started her 90th career game while becoming No. 5 on the all-time list in both career free throw attempts (573) and free throw makes (420); she passed Adrienne Johnson and Venus Lacy, respectively.
- All-Tournament Team -- Nevaeh Brown (ETSU), **Keiunna Walker (LA Tech)**, DeAnna Wilson (Illinois St.), Paige Robinson (Illinois St.), Nneka Obiazor (UNLV), Justice Ethridge (UNLV), MVP -- Desi-Rae Young (UNLV)

## GAME-BY-GAME NOTABLES

### LA Tech 70, Alcorn State 59 (Dec. 3, 2022)

- LA Tech now leads the all-time series with Alcorn 10-0 and are 8-0 in Ruston.
- Tech is now 6-2 for the third straight season.
- Tech's defense forced 20 or more turnovers for the third time this season and registered a season-high nine steals.
- Tech has scored 70 or more points in three of their last four games.
- Lotte Sant reached double figures for the second time this season and had a season-high 13 points.
- Anna Larr Roberson has reached double figures in six games with 17 points Saturday and posted her third double-double of the season (17 points, 10 rebounds).
- Roberson passed Vickie Johnson and Belinda Jones on the all-time double-doubles list with 19.
- Anna Larr Roberson now has seven or more rebounds in seven of eight games.
- Keiunna Walker also reached double figures for the sixth time and her eight made free throws pass Tasha Williams for No. 4 on the all-time list in free throw makes.
- Silvia Nativi registered her 100th career assist, she has 3 or more assists in six of eight games.
- Keiunna Walker and Amaya Brannon each drew charges; Tech has drawn 17 this season.

### Vanderbilt 75, LA Tech 70 (OT) (Dec. 8, 2022)

- Vanderbilt now leads the all-time series 2-1 and ties the series in Ruston, 1-1.
- LA Tech is now 26-22 all-time in overtime games and falls to 6-8 in OT games at home.
- Tech has now played at least one overtime game in each of the last 14 seasons.
- Anna Larr Roberson's team and season-high 23 points moved her passed LaQuan Stallworth and Danielle Whitehurst for No. 40 on the all-time scoring list.
- Roberson's 10 made field goals is a new team, season-high in 2022-23.
- Keiunna Walker registered her 80th career game in double figures with 18 points.
- Silvia Nativi tied her career-high with seven assists.
- Salma Bates tied a season-high with six assists.
- Gabbie Green tied her season-high with eight rebounds and surpassed 400 rebounds in her career.
- Tech has scored 70 or more points in four of their last five games.

### LA Tech 73, South Alabama 50 (Dec. 12, 2022)

- LA Tech now leads the all-time series 22-0; 12-0 in Ruston.
- LA Tech improved to 7-3 for the fifth straight season.
- Tech is now 3-0 on the year against the Sun Belt.
- Tech has scored 70 or more points in five of their last six games.
- Robyn Lee reached double figures for the third time this season, scoring a season-high 16 points.
- Anna Larr Roberson picked up her fourth double-double of the season with 13 points and tied a career-high with 15 rebounds.
- Roberson passed Teresa Weatherspoon on the all-time scoring list; she sits at No. 39 with 1,093 career points.
- Keiunna Walker passed Adrienne Johnson on the all-time list for made three throws; Walker is now No. 3 at 441 makes.
- Walker reached double figures for the eighth time this season and took her 13th charge of 22-23.
- Silvia Nativi has had five or more assists in six of ten games this season; she finished with six.
- Nativi's 45 assists are the most through 10 games to start a season since Chrisstasia Walter's 52 in 2014-15.
- Tech's bench has scored 20 or more points in eight of 10 games.
- LA Tech had a season-high 46 points in the paint.

## GAME-BY-GAME NOTABLES

### UTEP 62, LA Tech 54 (Dec. 18, 2022)

- LA Tech now leads the all-time series 16-9 and is 7-4 in games played in Ruston.
- Tech moves to 3-7 all-time in C-USA openers and is 2-4 in openers at home.
- Keiunna Walker reached double figures for the ninth time this season with a team-high 12 points.
- The Techsters took four charges in the game; they now have 22 on the year.
- Silvia Nativi has had three or more assists in nine of 11 games this season.
- Salma Bates had four assists and now has three or more in seven games this season.
- Tech's bench has scored 20 or more points in nine of 11 games.
- LA Tech hit a season-high six threes in the game.

### LA Tech 62, UTSA 57 (Dec. 29, 2022)

- LA Tech now leads the all-time series 16-6 and is 7-4 in games played in San Antonio.
- Keiunna Walker reached double figures for the 10th time this season with a team-high 20 points.
- Walker moved into the Lady Techsters top-20 in scoring, passing Lori Scott.
- Mackenzie Wurm made her first career start.
- Wurm tied a career-high with three blocks and tied a season-high with five rebounds.
- Lotte Sant surpassed 400 career points and hit her 100th career three-pointer.
- Sant finished with a career-high five made threes and tied her career-high in points with 15.
- Salma Bates had four assists and has three or more in eight games this season.
- Bates reached double figures for the third time this season and tied a season-high with six rebounds.
- Bates also surpassed 500 career points in the game.
- Amaya Brannon reached double figures for the fourth time this season and had a season-high three steals.
- Tech's bench has scored 15 points, reaching double digits in all 12 games this season.

### Charlotte 66, LA Tech 57 (Dec. 31, 2022)

- Charlotte now leads the all-time series 8-5 and holds a 4-3 edge in Ruston. Charlotte has not won five straight in the series.
- Amaya Brannon recorded her first-career double-double with 15 points and a career-high ten rebounds. Brannon has reached double figures five times this season, including the last two games.
- Mackenzie Wurm made her second-career start and recorded six rebounds and three blocks for the second consecutive outing to go along with a season-high eight points.
- Keiunna Walker reached double figures for the 11th time this season, seventh straight, and grabbed four rebounds giving her over 400 in her career.
- Lotte Sant played in her 100th career game and hit her 105th three. She is eight makes away from cracking LA Tech's all-time top-10 in made threes.
- Salma Bates reached double figures for the fourth time this season, the second in as many games, and had four assists. She has three or more assists in nine games this season.
- Silvia Nativi added four more assists, which gives her three or more in ten games.

## GAME-BY-GAME NOTABLES

### LA Tech 79, Rice 74 (Jan. 5, 2023)

- LA Tech leads the all-time series 17-15 and is 12-3 in games played in Ruston.
- LA Tech won game No. 598 in Ruston.
- Tech improves to 5-0 after a loss this season and improved to 2-2 against schools from Texas.
- This was Tech's first win of the season when allowing more than 60 points.
- Tech hit a season-high nine threes in the game, hitting 9-16. Tech has hit four or more in four straight.
- Keiunna Walker surpassed 1,600 career points and moved past Shanavia Dowdell for No. 18 on the all-time scoring list. Walker has reached double digits in eight straight games with a season-high 26 points tonight. She has 1,622 for her career.
- Keiunna Walker also moved past Nora Lewis for third all-time in career free-throw attempts, with 629, and tied a season-high with seven rebounds.
- Lotte Sant has three or more made threes in four contests this season, she hit three tonight. Sant is five makes from cracking Tech's all-time top-10 and is 11 for her last 20 over the last five games. Sant also tied a season-high with three assists.
- Salma Bates pulled down her 100th career rebound and reached double digits for the fourth time this season, twice in last three games. Bates added five assists making it seven-straight with three or more. She's done it ten times this season.
- Amaya Brannon reached double figures for the sixth time this season, her third game in a row.
- Mackenzie Wurm added three more blocks in the contest, making it three straight games with three blocks, and the fourth time she has done so this season.

### UTEP 72, La Tech 66 (Jan. 7, 2023)

- LA Tech leads the all-time series 16-10 and falls to 8-6 on the road in El Paso, snapping Tech's three-game streak in the desert. UTEP also earns the season sweep over LA Tech.
- Tech has hit nine threes in back-to-back games, giving them a five-game stretch of six or more.
- Keiunna Walker moved past Whitney Frazier and Kay Ford for No. 16 on the all-time scoring list. Walker has reached double digits in nine straight games and had her fifth 20-point outing of the year with 24. She has 1,646 for her career.
- Lotte Sant has multiple threes in eight games this season. Sant is now three makes from cracking Tech's all-time top-10 and is 13 for her last 23 in the last five games.
- Salma Bates reached double figures for the fifth time this season (14 points) and now has three or more assists in eight-straight games (10th time this season) registering four today.
- Amaya Brannon reached double figures for the seventh time this season, her fourth game in a row. She had 13.
- Silvia Nativi had five assists, the seventh time this year she has registered five or more.
- Mackenzie Wurm tied her season-high with six rebounds and added a block giving her 10 over the last four games, the most in a four-game stretch for a Techster since Kevion Moten in 2014-15.

## GAME-BY-GAME NOTABLES

### LA TECH 81, North Texas 66 (Jan. 11, 2023)

- LA Tech leads the all-time series 16-4 and now has an 8-2 edge in games played in Ruston. Tech has now won three in a row and four of the last five over North Texas.
- Tech's 64 percent shooting marked its best single-game percentage since Jan. 30, 2003, against Boise St. (.642).
- Tech has six threes in six straight games, going 7-12 tonight.
- Tech's bench reached double figures for the 13th time this season and has 20-plus in 10, scoring 35.
- Keiunna Walker has reached double digits in 10 straight games and had her sixth 20-point outing, including four of her last five, scoring a game-high 23.
- Lotte Sant reached double figures for the fourth time this season with a career-high 17 points. Sant tied a career-high with five made three-pointers and has multiple threes in nine games this season. She moved into the program's all-time top-10 list in three-point makes.
- Sant also had a season-high five rebounds and two steals.
- Salma Bates now has three or more assists in 12 games this season, including nine in a row. Bates reached double figures for the sixth time this season, her third straight game scoring 12.
- Silvia Nativi has registered three-plus assists in 13 games this season.
- Robyn Lee moved passed 300 career points and tied a season-high with 16 reaching double figures for the fourth time this season. It was Lee's 10th career-game in double figures.
- Mackenzie Wurm has registered at least one block in six straight games.
- Tech improves to 6-0 following a loss this season.

### LA TECH 61, UAB 55 (Jan. 14, 2023)

- LA Tech leads the all-time series 11-6 and now has a 7-1 edge in games played in Birmingham. Tech extends its win streak over UAB to seven games, including six in a row on the road.
- Tech's bench reached double figures for the 14th time this scoring 15.
- Tech is now 9-0 when holding opponents under 60 points and 8-0 when out-rebounding the opposition.
- Keiunna Walker moved past Elinor Griffin for No. 15 all-time in career scoring and registered her sixth game with 20-plus, including four in a row (and five of her last six. Walker now has 1,695 career points.
- Robyn Lee scored in double figures for the fifth time this season, her second in as many games, with 12. Lee also pulled down a season-high six rebounds.
- Silvia Nativi has registered three-plus assists in 14 games this season and had a season-high seven rebounds.
- Mackenzie Wurm had a career-high five blocks. It was her fifth game this season of three-plus. She has 26 on the season and has had at least one block in seven straight games.
- Amaya Brannon pulled down double-digit rebounds for the second time in her career, tying her career-high with ten boards.
- Tech drew three charges in the game, one each from Keiunna Walker, Amaya Brannon, and Robyn Lee. The Techsters have drawn 33 charges on the year.



## GAME-BY-GAME NOTABLES

### WKU 66, LA Tech 55 (Jan. 19, 2023)

- LA Tech leads the all-time series 27-25 and now has a 16-9 edge in games played in Bowling Green. WKU has now won 11 of the last 12.
- Tech's bench reached double figures for the 16th time this season and 20-plus for the 11th time scoring 21.
- LA Tech shot a season-high 93 percent from the line going 13-14.
- Keiunna Walker reached double figures for the 12th game in a row with 16. Walker also drew her 34th charge of the season.
- Salma Bates registered her 250th career assist.
- Amaya Brannon tied a season-high with three assists.
- Mackenzie Wurm had a season-high two steals.

### Middle Tennessee 68, LA Tech 50 (Jan. 21, 2023)

- Middle Tennessee moves the all-time series to 9-7 and improves to 4-2 in games played in Murfreesboro.
- LA Tech's bench reached double figures for the 17th time this season, scoring 16 in the game.
- Tech hit six threes for the seventh time this season, all in the last nine games.
- Tech made (6) and attempted (6) season-lows from the free throw line.
- Keiunna Walker reached double figures for the 13th game in a row with a team-high 14. Walker passed Pam Gant for No. 14 in all-time scoring. Walker also drew two charges giving her 36 on the year.
- Walker failed to attempt a free throw for just the second time this season, the fifth in the last three seasons. Walker ranks No. 9 in free throw makes and No. 11 in attempts nationally.
- Amaya Brannon reached double figures for the eighth time this season and drew her ninth charge of the year.
- Lotte Sant hit multiple threes for the 10th time this season. She is shooting 61 percent from three in conference play (22-36).
- Salma Bates registered four assists. It is the 13th time this season she has had three or more in a game.
- Anna Larr Roberson grabbed six rebounds in her first start since Dec. 18, eclipsing 700 for her career.

### LA TECH 67, UAB 62 (Jan. 26, 2023)

- LA Tech moves to 12-6 in the all-time series and improves to 3-5 in games played in Ruston. Tech has won eight in a row over the Blazers.
- Tonight's win marked No. 600 all-time at home, making Tech the fifth program in women's college basketball history to reach the 600 mark at home.
- LA Tech's bench reached double figures for the 17th time this season and 20-plus for the 12th, scoring 23 on the night with 19 coming in the first half.
- Tech is undefeated this season when outrebounding the opposition (34-28).
- Robyn Lee scored in double figures for the sixth time this season with a career-high 20 points.
- Keiunna Walker reached double figures for the 14th straight game in a row with 18 and tied her season-high with seven rebounds. Walker recorded two assists in the game giving her 200 for her career.
- Amaya Brannon scored 12, giving her double figures for the ninth time this season.
- Salma Bates has registered three or assists in 14 games this season.
- Head Coach Brooke Stoehr coached her 200th game at the helm of the Lady Techsters' program.

## GAME-BY-GAME NOTABLES

### UTSA 66, LA Tech 63 (Jan. 28, 2023)

- LA Tech moves to 16-7 in the all-time series, including 6-3 in games played in Ruston.
- LA Tech's bench reached double figures for the 18th time this season.
- Tech hit eight threes. It is the seventh time this season to hit at least six.
- Keiunna Walker moved up the all-time scoring list, passing Debra Williams, Keirra Anthony, and Nora Lewis for No. 11, scoring a game-high 22. It was her 15th straight game in double figures and her eighth 20-point game of the season. Walker moved passed 500 made free throws and 600 make field goals for her career, and took two more charges for 30 on the year.
- Silvia Nativi reached double figures and hit multiple threes (2) for the second time this season scoring 10.
- Mackenzie Wurm registered her sixth game with three-plus blocks; she finished with four in a career-high 25 minutes.
- Salma Bates registered three-plus assists for the 13th time this season and the third game in a row, netting four.
- Amaya Brannon surpassed 400 career points.

### Rice 60, LA Tech 57 (Feb. 2, 2023)

- LA Tech moves to 17-16 in the all-time series, including 11-4 in Houston.
- LA Tech's bench reached double figures for the 20th time this season.
- Keiunna Walker reached double figures for the 15th straight game scoring a team-high 14 and tying her season-high with three steals, the fourth game to do so.
- Mackenzie Wurm made her 10th career start and surpassed 100 career points in the contest. Wurm added two blocks, making it the eighth time to record multiple blocks in a game this season.
- Salma Bates played in her 100th career game and grabbed her 100th career rebound while tying her career-high with seven assists. She has three-plus assists in 14 games this season, including the last four.
- Amaya Brannon scored 10 points, giving her ten games this season in double figures, including three of the last four.
- Silvia Nativi recorded her 200th career point, scoring four.
- Robyn Lee made her 11th career start and first since Dec. 19, 2021, reaching double figures for the seventh time this season, scoring 10.
- Lotte Sant made her first start since Mar. 11, 2021 (35th of her career) and hit multiple threes for the 10th time this season. Sant has tied Brooke Stoehr and Kierra Anthony for No. 8 on the all-time made threes list.

### LA Tech 76, FIU 65 (Feb. 9, 2023)

- LA Tech moves to 16-1 in the all-time series and stays perfect at home in Ruston (9-0).
- LA Tech's bench reached double figures for the 21st time this season and 13th game of 20-plus.
- The Techsters poured in a season-high 48 points in the paint, their fourth game to score 40-plus in the paint.
- Tech is now 8-1 this season, scoring 70 or more points.
- Keiunna Walker reached double figures for the 16th straight game scoring 17 and grabbing a season-high nine rebounds: her fourth game of seven or more. Walker also drew two charges.
- Anna Larr Roberson played in her 100th career game and reached double figures for the ninth time this season with 16 points, passing Shantel Hardison for No. 38 on the all-time scoring list.
- Salma Bates reached double figures for the seventh time this season and had her 15th outing with three-plus assists; she finished with 13 points and five assists. Bates also surpassed 600 career points.
- Lotte Sant moved past Brooke Stoehr and Kierra Anthony for No. 8 on the all-time made threes list, hitting two triples.
- Coach Stoehr won her 100th career conference game between Northwestern State and Louisiana Tech.

## GAME-BY-GAME NOTABLES

### LA Tech 68, FAU 66 (Feb. 11, 2023)

- LA Tech moves to 9-2 in the all-time series and stays perfect at home in Ruston (5-0).
- LA Tech's bench reached double figures for the 22nd time this season, scoring 15.
- Tech is 9-0 when outrebounding the opposition and 10-0 when holding teams under 60.
- LA Tech held an opponent to zero made threes for the first time since Feb. of 2016 (UTSA).
- Keiunna Walker became just the 11th player in program history, surpassing 1,800 career points. Walker had 22 points and reached double figures for the 17th straight game scoring, the ninth game with 20-plus, and drew three charges while dishing out a season-high six assists. Walker went 10-10 from the line, her third game this season making double-digit foul shots.
- Anna Larr Roberson moved into No. 37 on the all-time scoring list, passing Alisa Burras, scoring 16 points. It was Roberson's 10th time this season in double figures.
- Lotte Sant moved past Monica Maxwell for No. 7 on the all-time made threes list, hitting three.

### LA Tech 57, North Texas 44 (Feb. 16, 2023)

- LA Tech moves to 16-4 in the all-time series and 6-1 in Denton.
- Tech has now won four straight over the Mean Green.
- LA Tech has won three straight for the second time this season.
- LA Tech's bench reached double figures for the 23rd time this season, scoring 15.
- Tech is 10-0 when outrebounding the opposition and 11-0 when holding teams under 60.
- Tech's defense allowed a conference low 44 points. The 44 points are the second-lowest scoring output allowed all season.
- Keiunna Walker moved into the program's all-time top-10, scoring 15 points. It was Walker's 18th straight game in double figures. Walker also moved passed Amanda Wilson for No. 9 on the all-time list, with 1,833. Walker also tied for a season-high nine rebounds.
- Anna Larr Roberson grabbed 11 rebounds, her fifth game this season and 26th career game with double-digit boards. Roberson surpassed 500 defensive rebounds for her career.
- Lotte Sant reached double figures for the fifth time this year, scoring 10 points off three threes. Sant is shooting .548 (34-62) from three in conference play and has hit three-plus threes seven times this year.
- Mackenzie Wurm scored a season-high 11 points and grabbed four rebounds.
- Silvia Nativi tied two season-highs with seven rebounds and two blocks.
- Salma Bates eclipsed 600 career points.

### LA Tech 83, Charlotte 79 (2OT) (Feb. 18, 2023)

- LA Tech moves to 8-6 in the all-time series and 2-1 in Charlotte.
- Tech is now 5-0 all-time in double overtime games, including 2-0 on the road.
- Tech has their longest win streak of the season at four games.
- LA Tech's bench reached double figures for the 24th game this season, scoring 14.
- Tech moves to 9-1 when scoring 70 or more.
- Keiunna Walker registered her second career double-double with a season-high 27 points and a season-high 14 rebounds. Walker scored in double figures for 19 straight games and four straight with six-plus boards. It was her 10th game of 20-plus, and she drew a season-high four charges. Her 15 made FTs was a career-high.
- Anna Larr Roberson reached double figures for the 11th time this season, scoring 21, her second game with 20-plus. Roberson also moved past Tia Sossomon for No. 36 on the all-time scoring list.
- Lotte Sant reached double figures for the sixth time, second in as many games, with 13, hitting four threes. Sant has eight games with at least three threes, including three straight. She shot .521 (38-73) from three in conference play.

#OneMore

## GAME-BY-GAME NOTABLES

### LA Tech 70, WKU 65 (Feb. 23, 2023)

- LA Tech moves to 28-25 in the all-time series and 17-8 in Ruston.
- Tech extends its longest win streak of the season at five games.
- Tech has won double-digit conference games in back-to-back seasons.
- LA Tech's bench reached double figures for the 25th game this season, scoring 19.
- Tech moves to 10-1 when scoring 70 or more.
- LA Tech improves to 11-0 when outrebounding their opponents (42-35).
- Keiunna Walker scored in double figures for the 21st straight game with 13 and moved passed Tori Harrison for No. 8 on the program's all-time scoring list. Walker also drew four more charges giving her back-to-back games with four. In addition, Walker's nine rebounds give her five straight games with six or more. Walker also passed Adrienne Johnson for No. 2 on the career-made three-throw list.
- Anna Larr Roberson reached double figures for the 13th time this season, scoring 18, her fifth time in the last six games.
- Lotte Sant reached double figures for the seventh time, making it three straight games, with 11, hitting three threes. Sant has nine games with at least three threes, including four straight. She has shot 52.6 percent (41-78) from three in conference play and moved into No. 6 all-time on the all-time threes makes list, passing Debra Williams.
- Gabbie Green surpassed 1,300 career points from her time at South Plains CC and Pittsburgh with a season-high 14 points on a season-high four made threes.
- Salma Bates had five assists giving her 15 games this season with four or more, and Silvia Nativi added five assists giving her 15 games of three assists or more.

### Middle Tennessee 61, LA Tech 59 (Feb. 25, 2023)

- LA Tech falls to 7-10 in the all-time series and 4-4 in Ruston.
- Tech's season-high five-game win streak was snapped.
- LA Tech's bench reached double figures for the 26th game this season and 14th game with 20 or more, scoring 20 points.
- Keiunna Walker scored in double figures for the 22nd straight game with 19 points. Walker also drew two more charges, giving her ten over the last three games.
- Anna Larr Roberson reached double figures for the 15th time this season, with 14 points; her 6th time in the last seven games. Roberson surpassed 1,200 points for her career.
- Robyn Lee surpassed 400 career points and 100 career defensive rebounds, finishing with 14 and three. This was Lee's eighth time to reach double figures this season.
- Mackenzie Wurm registered three blocks. It was her seventh game this season with three-plus.

### LA Tech 69, FIU 62 (Mar. 2, 2023)

- LA Tech moves to 17-1 in the all-time series and 7-1 in games played in Miami. Tech is now 9-2 following a loss this season and has won six of the last seven games. =
- LA Tech wins conference road game No. 200 in program history.
- LA Tech's bench reached double figures for the 27th game this season, scoring 19 points.
- Keiunna Walker scored in double figures for the 23rd straight game with 18 points. It was her 100th career game in double figures, while surpassing 1,900 career points. Walker also hit ten free throws, making it the fifth time to make double-digit attempts from the line this season, and surpassed 400 career defensive rebounds.
- Anna Larr Roberson passed Angela Lawson for No. 34 on the all-time scoring list with nine points.
- Salma Bates has registered 100 assists in back-to-back seasons. She is the first Lady Techster to do so since Chrisstasia Walter in 2013-14 and 2014-15. Bates also reached double figures for the eighth time this season with 13.
- Gabbie Green hit three threes; it was her fifth time hitting multiple threes this season.

## GAME-BY-GAME NOTABLES

### **LA Tech 65, FAU 60 (Mar. 4, 2023)**

- LA Tech moves to 10-2 in the all-time series and 4-2 in games played in Boca Raton. This was Tech's first win in Boca Raton since 2017.
- Tech matches their highest conference play win total since joining Conference USA with 12 wins.
- The 19 regular-season wins are the third time Tech has 19 wins under Brooke Stoehr.
- LA Tech's bench reached double figures for the 28th game this season, scoring 14 points.
- Keiunna Walker scored in double figures for the 24th straight game and 11th game with 20-plus with a season-high 30 points. It is her second career 30-point game.
- Anna Larr Roberson reached double figures for the 14th time this season with 12 points.
- Salma Bates has 21 games this season of three-plus assists, registering four.

### **UTEP 64, LA Tech 54 (Mar. 9, 2023) | C-USA Quarterfinals**

- LA Tech falls to 16-11 in the all-time series with UTEP.
- Keiunna Walker scored in double figures for the 25th straight game with 19. Walker grabbed five rebounds and surpassed 500 for her career. She also drew her 50th charge of the season.
- Mackenzie Wurm grabbed her 100th career rebound; she had two in the game. She also registered her 50th career block.
- Lotte Sant grabbed her 100th career offensive rebound.
- Silvia Nativi had a career-high three blocks.
- Anna Larr Roberson reached double figures for the 15th time this season with 12 points.
- Salma Bates registered four assists, giving her 22 games this season of three-plus.

### **LA Tech at Arkansas (Mar. 16, 2023) | WNIT Opening Round**

.

## GAME-BY-GAME NOTABLES

## STOEHR AS A TECHSTER

Brooke (Lassiter) Stoehr played for Louisiana Tech from 1998-2002 and helped guide the program to four straight regular season conference titles, four straight tournament titles, four straight NCAA Tournament appearances and a berth in the 1999 NCAA Final Four.

- \* Overall record of 119-16 record
- \* Record of 61-1 in regular season league games
- \* Record of 11-0 in conference tournament games
- \* 4 regular season titles (3 Sun Belt, 1 WAC)
- \* 4 conference tournament titles (3 Sun Belt, 1 WAC)
- \* 4 NCAA Tournaments
- \* 1 Final Four (1999)
- \* 2 Elite Eights (1999, 2000)

## STOEHR ERA IN RUSTON

Brooke Stoehr is the seventh head coach in Louisiana Tech Lady Techster basketball history. She was hired in late April of 2016, with her husband Scott Stoehr, following the resignation of former LA Tech head coach Tyler Summitt.

Head Coach	Years	Record
Sonja Hogg	1974-85	307-55
Leon Barmore	1982-2002	576-87
Kurt Budke	2002-2005	80-16
Chris Long	2005-2009	71-44
Teresa Weatherspoon	2009-2014	99-71
Tyler Summitt	2014-16	30-31
<b>Brooke Stoehr</b>	<b>2016-present</b>	<b>120-91</b>

## ALL-TIME WINS BY COACH

Brooke Stoehr entered the 2022-23 season with 101 career wins at Louisiana Tech. She moved into third place with a win UAB in the opening round of the 2022 Conference USA tournament.

Head Coach	LA Tech Wins
1. Leon Barmore	576
2. Sonja Hogg	307
<b>3. Brooke Stoehr</b>	<b>120</b>
4. Teresa Weatherspoon	99
5. Kurt Budke	80
6. Chris Long	71
7. Tyler Summitt	30

## HEAD COACHING DEBUTS

Louisiana Tech head coaches are 4-3 all-time in their first game on the sideline for the Lady Techsters.

Head Coach	Year	Result
Sonja Hogg	1974-75	L, Southeastern LA, 59-55
Leon Barmore	1982-73	W, Mississippi College, 95-62
Kurt Budke	2002-03	W, #7 Texas Tech, 85-76
Chris Long	2005-06	L, WKU, 80-59
Teresa Weatherspoon	2008-09	W, Hawaii 68-56
Tyler Summitt	2014-15	W, Stephen F. Austin, 76-69
Brooke/Scott Stoehr	2016-17	L, LSU, 77-73

## OPENING STATEMENTS

Brooke Stoehr has won each of the last six season openers she has coached in, and is 10-1 all-time in lid-lifters. Stoehr's only loss came in her first game at the helm of the Lady Techsters to LSU, 73-77. Stoehr is 6-0 against teams outside Division I, winning by an average of 42 points per game.

Year	School	Opponent	Result
2022-23	Louisiana Tech	Central Baptist	W, 86-30
2021-22	Louisiana Tech	Jarvis Christian	W 103-53
2020-21	Louisiana Tech	McNeese State	W 90-45
2019-20	Louisiana Tech	LSU-Alexandria	W 93-61
2018-19	Louisiana Tech	LSU-Alexandria	W 112-70
2017-18	Louisiana Tech	Grambling State	W 64-53
2016-17	Louisiana Tech	LSU	L 73-77
2015-16	Northwestern State	Letourneau	W 73-44
2014-15	Northwestern State	Letourneau	W 78-35
2013-14	Northwestern State	Houston	W 74-70
2012-13	Northwestern State	New Orleans	W 53-52

## NON-CONFERENCE TAC DOMINATION

The Lady Techsters had an 18-game regular-season non-conference home winning streak snapped against Vanderbilt in a 75-70 overtime loss on Dec. 9, 2022. It was the fourth longest streak in program history. The previous defeat on its home court by a non-conference opponent was on Nov. 20, 2019 by Wichita State.

The longest streak in Lady Techsters basketball history is 107 straight games inside the TAC against non-conference regular season opponents. Below is a list of the longest home winning streaks against non-conference opponents.

No. of Game	Dates
107	Nov. 30, 1978 (vs. Arkansas) - Feb. 15, 1986 (vs. Creighton)
31	Feb. 26, 1986 (vs. SFA) - Feb. 9, 1989 (vs. ODU)
20	Jan. 30, 1976 (vs. New Orleans) - Feb. 11, 1978 (vs. SFA)
18	Nov. 26, 2019 (vs. Loyola-New Orleans) - Dec. 9, 2022 (vs. Vanderbilt)
15	Dec. 1, 1995 (vs. St. Johns) - Dec. 30, 1997 (vs. #3 Tennessee)
12	Dec. 16, 1998 (vs. SMU) - Dec. 7, 2000 (vs. Mississippi State)

## WHO'S NEW

Louisiana Tech welcomes just two newcomers to the roster this year after having nine new faces last season.

Prep freshman **Ayen Angoi** (Dallas, Texas/Bishop Lynch HS) and **Anja Bukvic** (Belgrade, Serbia) join the LA Tech roster for 2022-23.

Pittsburgh transfer **Gabbie Green**, who transferred in last season, sat out all last year due to an injury.

## NEWEST SIGNING CLASS

The Lady Techsters signed two players on Nov. 9 during the early signing period.

Guards **Jianna Morris** (Sherwood, Ark./Sylvan Hills HS) and **Paris Guilory** (Lake Charles, La./St. Louis Catholic) became the first two signees for the 2022-23 class.

## INTERNATIONAL FLAVOR

This year's roster will have a similar international flare as the last two years with returners **Lotte Sant** (Amsterdam, The Netherlands), **Silvia Nativi** (Ferrara, Italy), and newcomer **Anja Bukvic** (Belgrade, Serbia). Below is a list of the international players that LA Tech has had on its roster in the program history.

Player	Nationality
Margaret Deciman	Canada
Raizel Guinto	Canada
Irene Murua	Spain
<b>Silvia Nativi</b>	<b>Italy</b>
Rhi Ockwell	Australia
<b>Lotte Sant</b>	<b>The Netherlands</b>
Jelena Vucinic	New Zealand
<b>Anja Bukvic</b>	<b>Serbia</b>

Current Players in **BOLD**

## FROM THE STRIPE

The Lady Techsters finished as the No. 1 free-throw shooting team in the conference last season (.759) which ranked as the highest single-season FT% in program history, beating out the 2020-21 season at .748.

The last four seasons all rank in the top-4 in program history, with 2018-19 as No. 3 (.725) and 2019-20 as No. 4 (.720).

Tech is currently 77.0 percent from the line in 2022-23 which ranks No. 2 in C-USA and 35th in the NCAA.

## ON THE DOUBLE

Junior **Anna Larr Roberson** has made her presence known as one of the top post players in the conference during her career. Roberson has collected 20 career double-doubles, including nine during her sophomore campaign in 2021-22. She recently passed Vickie Johnson and Belinda Jones on the program's all-time double-double list with a 17 point, 10 rebound effort against Alcorn State.

She dropped an 18 point, 15 rebound (career-high) double-double against Southern Miss on Jan. 9, 2022.

She became the first Lady Techsters to grab double digit rebounds in four straight games since Jasmine LeBlanc grabbed 10 or more rebounds in six straight contests in the 2016-17 season.

## JUST CHARGE IT

Junior **Keiunna Walker** took a pair of charges against Southern Miss on Jan. 9, surpassing 100 career charges taken. Walker led the Lady Techsters in charges last season with 42 while the Lady Techster took 74 as a team during 2021-22.

Player	2022-23	Career
Keiunna Walker	50	132
Amaya Brannon	9	25
Anna Larr Roberson	6	15
Lotte Sant	0	5
Robyn Lee	1	5
Salma Bates	2	3
Silvia Nativi	1	2
Kate Thompson	0	1
<b>Totals</b>	<b>69</b>	<b>188</b>

## RECORD WATCH

**Keiunna Walker & Anna Larr Roberson** have both made a name for themselves in a Techster uniform and are etching their names in the LA Tech record books.

### Keiunna Walker

#### Career Points -- No. 8 • 1,959

-Just passed -- Tori Harrison

-Chasing -- No. T-6, Sheila Ethridge & Vickie Johnson • 1,960

-- No. 5, Adrienne Johnson • 1,985

-- No. 4, Venus Lacy • 2,004

#### Career Made Free Throws -- No. 2 • 552

-Just passed -- Janice Lawrence • 535

-Chasing -- No. 1, Pam Kelly • 593

#### Career Free Throw Attempts -- No. 3 • 744

-Just passed -- Nora Lewis • 628

-Chasing -- No. 2, Janice Lawrence • 792

-- No. 1, Pam Kelly • 965

### Anna Larr Roberson

#### Career Points -- No. 34 • 1,236

-Just Passed -- Angela Lawson

Chasing -- No. 33, Erica Smith-Taylor • 1,246

-- No. 32, Tasha Williams • 1,252

#### Career Free Throw Percentage -- No. 3 • 81.0%

-Just passed -- Jasmine Bendolph • 79.8%

-Chasing -- No. 2, Amy Brown • 82.7%

-- No. 1, Brooke Lassiter • 91.5%

#### Career Double-Doubles -- No. 21 • 20

-Just passed -- Vickie Johnson & Belinda Jones • 18

-Chasing -- No. 20, Jo Sneed • 22

### Lotte Sant

#### Career Three-Pointers Made -- No. 6 • 142

-Just passed -- Debra Williams

-Chasing -- No. 5, Taylor Stahly • 148

-- No. 4, Whitney Jones • 165

#### Single-Season Three-Pointers Made -- 55

-Chasing -- No. 9, Monica Maxwell • 56

-- No. 7, Brooke Pumroy • 57

-- No. 7, Tamicha Jackson • 57

-- No. 6, Betty Lennox • 61

-- No. 5, Taylor Stahly • 63

-- No. 4, Raizel Guinto • 66

## MILESTONES

Below are milestones that are approaching for individual players.

- **Keiunna Walker** needs 2 points for No. 6 all-time
- **Keiunna Walker** needs 27 points for No. 5 all-time
- **Keiunna Walker** needs 51 points for 2,000 career
- **Keiunna Walker** needs 9 offensive rebounds for 100 career
- **Anna Larr Roberson** needs 11 points for No. 33 all-time
- **Anna Larr Roberson** needs 17 points for No. 32 all-time
- **Lotte Sant** is 2 made threes away from No.10 single-season
- **Lotte Sant** is 3 assists away from 100 for her career
- **Lotte Sant** is 1 offensive rebound away from 100 for her career
- **Silvia Nativi** needs 4 assists for 100 this season
- **Salma Bates** needs 1 assist for 300 career
- **Salma Bates** needs 7 steals for 100 career

## DEFENSIVE STATE OF MIND

LA Tech has been one of the best defensive teams in C-USA under Brooke Stoehr.

This season, the Techsters rank No. 2 C-USA (85th nationally) in scoring defense at 60.9 PPG and defensive field-goal percentage (.387), which ranks No. 96 nationally.

## FORCING TURNOVERS

Since the 2010-11 season the Lady Techsters have forced 111 opponents into 20 or more turnovers, including five times forcing teams into 30-plus turnovers.

Year	Turnovers in a Game	
	20+	30+
2022-22	4	0
2021-22	9	2 (Jarvis Christian College/UTEP - 33)
2020-21	6	0
2019-20	12	1 (McNeese State - 30)
2018-19	10	0
2017-18	12	0
2016-17	4	0
2015-16	6	1 (Southern Miss - 30)
2014-15	7	0
2013-14	5	0
2012-13	9	1 (San Jose State - 30)
2011-12	11	0
2010-11	17	0
<b>Total</b>	<b>112</b>	<b>5</b>

## TOPS IN C-USA

Louisiana Tech ranks atop the league among Conference USA foes in several categories so far this season.

### No. 1 Ranking in C-USA (national ranking)

- Three-Point FG% -- 33.5 (81st nationally)

### No. 2 Ranking in C-USA (national ranking)

- Scoring Defense -- 60.9 ppg (85th nationally)
- Defensive FG% -- 38.7 (96th nationally)
- FG% -- 43.9 (51st nationally)
- FT% -- 77.0 (35th nationally)

### Individually...

- Keiunna Walker** -- 42.8 FG% ranks No. 6 in C-USA (181st nationally)
- Keiunna Walker** -- 183 FGM ranks No. 4 in C-USA (89th nationally)
- Keiunna Walker** -- 215 FTA ranks No. 2 in C-USA (11th nationally)
- Keiunna Walker** -- 168 FTM ranks No. 2 in C-USA (12th nationally)
- Keiunna Walker** -- 78.1 FT% ranks No. 10 in C-USA (196th nationally)
- Keiunna Walker** -- 556 points rank No. 2 in C-USA (46th nationally)
- Keiunna Walker** -- 17.9 PPG rank No. 2 in C-USA (46th nationally)
- Silvia Nativi** -- No. 49 in the NCAA in A:TO (2.11); No. 2 in C-USA
- Silvia Nativi** -- No. 9 in C-USA in Assists (96) & APG (3.1)
- Salma Bates** -- No. 4 in C-USA in Assists (109) and No. 6 in APG (3.5)
- Mackenzie Wurm** -- No. 3 in C-USA in blocks with 45 (60th nationally)
- Mackenzie Wurm** -- No. 3 in C-USA in BPG (1.5) (62nd nationally)
- Lotte Sant** -- No. 5 in C-USA in 3FG per game (1.77) (223rd nationally)

## ITALIAN DISHSES

Sophomore guard, **Silvia Nativi** has been an assist machine so far in the 2022-23 season.

Nativi has 3 or more assists in 16 of 31 games and five or more in six games, including a season-high 7 against Vanderbilt. She boasts 96 assists to only 45 turnovers on the year.

Nativi ranks top-50 in NCAA assist to turnover ratio at 2.11 (No. 2 in C-USA), ranks No. 9 in C-USA in assists (96) and assists per game (3.1).

Her 46 assists marked the most in the first 10 games of a season for a Lady Techster since 2014-15, Christasia Walter (52).

## TWO COURSE DISHES

LA Tech's one-two punch at point guard this season boasts one of the best assist duos in Conference USA this season.

**Salma Bates** and **Silvia Nativi** rank No. 4 and No. 9, respectively, in assists among C-USA players with 109 (Bates) and 96 (Nativi) assists.

Bates and Nativi are the only teammate pair ranked in the top-10 in the league, and also rank No. 6 and No. 9 in assists per game at 3.5 and 3.1, respectively.

The last Techster duo to register 100+ assists in a single season was Erica Smith-Taylor (118) and Amber Obaze (102) during the 2003-04 season.

## PAINT JOBS

LA Tech had a dominant start to the season in the paint and have ranked as one of the most efficient teams in the country around the rim.

The Techsters are averaging 29.1 points per game in the paint. They have hit a season-high mark of 46 points on two occasions, against South Alabama and Central Baptist.

### Around the Basket National Rankings

No. 84 in PPP -- 1.100 (No. 3 C-USA - Rice & Middle Tennessee)  
No. 98 in FG% -- 52.4 (No. 3 C-USA - Rice & Middle Tennessee)

### At the Rim National Rankings

No. 91 in PPP -- 1.156 (No. 3 C-USA - Rice & Middle Tennessee)  
No. 113 in FG% -- 55.0 (No. 3 C-USA - Rice & Middle Tennessee)

## BENCH-MARKS

LA Tech's bench has proved productive in 2022-23 averaging 19.5 points per game this season.

The Techsters' bench has scored in double figures in 28 of 31 games, including the last 15 in a row.

The bench has hit 20+ in 14 games this year and three games of 30-plus, including a season-high mark of 46 points against Central Baptist in the season opener.

The first two games to not reach double figures were games without starting all-conference forward Anna Larr Roberson (Charlotte, 7; UTEP, 9). The third was in the C-USA Quarterfinals (9); also against UTEP.

## WURM'S BLOCK PARTY

Sophomore **Mackenzie Wurm** has proved on of the league's top shot blockers this season, ranking No. 3 in blocks (45) and blocks per game (1.5), which also ranks top-60 in the NCAA.

She has registered three or more blocks in seven games this season, including a career-high five blocks against UAB.

Her 10 blocks over a four game stretch marks the most during a four-game span for a Techster since Kevion Moten in 2014-15.

## LET IT FLY LOTTE

Lotte Sant caught fire during the conference season shooting .473 from three-point range during league play (43-91).

On the season, she has shot .405 (55-136) hitting at least one three in 28 of 31 games. She has hit multiple threes in 16 games this year and three-plus in nine contests, including a career-high five made threes on two occasions against UTSA and North Texas.

Sant has moved up the all-time career threes list at No. 6 with 142 made threes.

She is 2 makes away from No. 9 on the single-season makes list (55).

## 4.4K SCORING

The trio of **Keiunna Walker**, **Gabbie Green**, and **Anna Larr Roberson** have a combined 4,484 points between them.

Walker | 1,959

Green | 1,325

Roberson | 1,236

## NO SUBSTITUTE FOR EXPERIENCE

Five players on the current LA Tech roster have appeared in at least 100 career games, with 619 combined games between them.

**Gabbie Green** | 144 (48 Pittsburgh, 65 South Plains CC)

**Keiunna Walker** | 140

**Lotte Sant** | 118

**Salma Bates** | 109 (45 with Tulane)

**Anna Larr Roberson** | 108

## OFF THE COURT SUCCESS

**Lotte Sant**, **Silvia Nativi**, and **Robyn Lee** were each selected to the 2022-23 College Sports Communicators Academic All-District Women's Basketball Team.

**Silvia Nativi** was also one of five Conference USA athletes named to the C-USA All-Academic Team for compiling a 3.93 GPA while majoring in Accounting.

## PLAYER OF THE WEEK

**Keiunna Walker** picked up three Conference USA Player of the Week honors during the 2022-23 regular season, giving her one in each of the final three months.

Jan. 16

- vs. North Texas (23 points)
- at UAB (26 points)

Feb. 20

- at North Texas (15 points, 7 rebounds)
- at Charlotte (27 points, 14 rebounds)

Mar. 6

- at FIU (18 points)
- at FAU (30 points)

## ALL-CONFERENCE SELECTIONS

The duo of **Keiunna Walker** and **Anna Larr Roberson** have reached the conference post-season awards list for the second consecutive season.

Walker has achieved three career honors (Second-Team, 2020-21; First-Team, 2021-22, First-Team 2022-23) including two first team selections. Walker was also named to the All-Defensive Team for the first time in her career.

Roberson picked up back-to-back Second-Team honors.

Walker and Roberson were both named to the Preseason All-Conference USA team as well as C-USA All-Tournament Selections last season in 2022.

Walker was named the 2022-23 Preseason Player of the Year.

## HISTORIC NOTES

### 1,000-WIN CLUB

Louisiana Tech is one of the winningest programs in the history of the game. LA Tech won its 1000th game defeating Nevada 66-59 on March 11, 2011 in the semifinals of the 2011 WAC Tournament in Las Vegas.

Program Wins (Entering 22-23)	Current Wins (Through 21-22)
1. Tennessee (1426)	1426
2. Connecticut (1240)	1240
3. Stanford (1181)	1181
4. James Madison (1176)	1176
<b>5. Louisiana Tech (1174)</b>	<b>1174</b>
6. Stephen F. Austin (1155)	1155
7. Texas (1157)	1157
8. Old Dominion (1121)	1121
9. Ohio State (1099)	1099
10. Maryland (1078)	1078

### WINNING AT A HIGH PERCENTAGE

Louisiana Tech ranks No. 4 all-time in the history of women's basketball in winning percentage. The Lady Techsters have won .758 percent of its games (through end of 2021-22 season). Tech trails only Connecticut, Tennessee, and Stanford.

Program	Pct (End of 2021-22 season)
1. UConn	.799 (1240-312)
2. Tennessee	.798 (1426-360)
3. Stanford	.773 (1181-346)
<b>4. LA Tech</b>	<b>.758 (1174-374)</b>
5. Notre Dame	.739 (1046-370)
6. Green Bay	.737 (1058-378)
7. Texas	.731 (1157-426)
8. SFA	.710 (1155-471)
9. Maryland	.709 (1078-443)
10. South Dakota State	.705 (1068-447)

### 44 OF 49

Since the program's inception in 1974, Louisiana Tech has recorded 44 winning seasons (out of 49). The only losing seasons in the history of the program came in 2012-13 (14-17), 2013-14 (12-20), 2015-16 (14-16) and 2018-19 (14-16). Tech posted its first ever .500 season in 2019-20 when the Lady Techsters went 15-15.

### TOUGHEST PLACES TO PLAY

Louisiana Tech is one of the hardest places in the country to play in women's basketball as the Lady Techsters have won 85.32 percent of their games in Ruston since the program's inception in 1974, third only to Knoxville, Tenn. and Stanford, Calif. Records are **through the end of the 2021-22 season.**

Cities (Program)	Record	Percentage
1. Knoxville, Tenn. (Tennessee)	SEC 645-76	89.46%
2. Stanford, Calif. (Stanford)	Pac-12 588-96	85.96%
<b>3. Ruston, La. (Louisiana Tech)</b>	<b>C-USA 593-102</b>	<b>85.32%</b>
4. Missoula, Mont. (Montana)	Big Sky 590-111	84.17%
5. South Bend, Ind. (Notre Dame)	ACC 508-106	82.74%
6. Austin, Texas (Texas)	Big 12 616-131	82.46%
7. Bowling Green, Kent. (WKU)	C-USA 544-127	81.07%
8. College Park, Md. (Maryland)	Big Ten 581-137	80.92%
9. Salt Lake City, Utah (Utah)	Pac-12 519-128	80.22%
10. Grand Forks, N.D. (N Dakota)	Summit 522-134	79.57%

## HISTORIC NOTES

### MILESTONE WINS

Louisiana Tech recorded win No. 1,100 in its program's history with an 87-50 victory over Alcorn State on Dec. 29, 2017. Below is a list of milestone wins for Louisiana Tech in the program's history.

Milestone	Opponent	Score	Year
No. 1	LSU	97-83	1974-75
No. 100	Southern	105-84	1978-79
No. 200	Oral Roberts	95-53	1981-82
No. 300	Oral Roberts	78-59	1894-82
No. 400	Holy Cross	79-51	1988-85
No. 500	Alabama	93-72	1992-93
No. 600	Western Kentucky	89-49	1995-96
No. 700	New Orleans	97-57	1998-99
No. 800	New Mexico	67-54	2002-03
No. 900	Iowa	77-59	2006-07
No. 1000	Nevada	66-59	2010-11
No. 1100	Alcorn State	87-50	2017-18
No. 1200	???		

### MILESTONES IN RUSTON

Since the program's inception in 1974, Louisiana Tech has won 500 games in the city of Ruston between the old Memorial Gym and the Thomas Assembly Center. Below is a list of Tech's milestone wins in Ruston.

No. 1	Tech 97, LSU 83 Jan. 24, 1975 Memorial Gym
No. 50	Tech 93, LSU 61 Feb. 2, 1980 Memorial Gym
No. 90	Tech 82, Kentucky 60 March 20, 1982 Memorial Gym (Last in arena)
No. 91	Tech 83, Alabama 56 Dec. 9, 1982 Thomas Assembly Center (1st in arena)
No. 100	Tech 94, South Carolina 54 Jan. 15, 1983 Thomas Assembly Center
No. 200	Tech 109, Lamar 49 March 11, 1989 Thomas Assembly Center
No. 300	Tech 84, Southern Miss 46 March 18, 1996 Thomas Assembly Center
No. 400	Tech 87, Fresno State 62 Feb. 13, 2003 Thomas Assembly Center
No. 500	Tech 64, New Mexico State 50 Feb. 25, 2012 Thomas Assembly Center
No. 600	Jan. 26, 2023 Thomas Assembly Center Tech 67

### MILESTONE WINS AT TAC

Louisiana Tech surpassed its 500th win at the Thomas Assembly Center. LA Tech is at 503 wins and only 96 losses in the facilities history.

No. 1	LA Tech 83, Alabama 56, Dec. 9, 1982
No. 100	LA Tech 88, Stephen F. Austin 54, an. 17, 1989
No. 200	LA Tech 111, UL-Lafayette 36, Jan. 10, 1996
No. 300	LA Tech 95, Nevada 65, March 2, 2002
No. 400	LA Tech 62, San Jose State 53, Feb. 19, 2011
No. 500	LA Tech 68, UTEP 65, Feb. 7, 2022



## HISTORIC NOTES

### TAC DOMINATION

Over the past 40 seasons, Louisiana Tech has dominated opponents in the Thomas Assembly Center. Below are some impressive home numbers through the start of the 2022-23 season.

- \* Home winning streaks of 52 and 62 games, which both rank in the Top 10 in NCAA history
- \* Record of 514-101 all-time in the arena
- \* Record of 224-52 in regular season conference games
- \* Record of 15-2 in conference tournament games
- \* 53-20 vs. ranked opponents
- \* 33-0 in NCAA Tournament games
- \* 47-2 in national postseason games

### 400 ROAD WINS

The Lady Techsters picked up their 400th road win in program history on Wednesday, Mar. 2 at Old Dominion (65-62). Historically, Tech boasts a 400-200 road record.

### POST-SEASON HISTORY

With Louisiana Tech's bid to the 2023 WNIT, the Lady Techsters will have now competed in 35 national postseason tournaments, including three AIAW Tournaments, 27 NCAA Tournaments and 5 WNITs. Tech participated as a member of the AIAW until 1981-82 when the NCAA took over women's basketball.

	NCAA	AIAW	WNIT
Appearances	27	3	5 (09, 17, 18, 22, 23)
Final 4s	10	3	0
Title Games	6	2	0
<b>Titles</b>	<b>2 (1981, 1988)</b>	<b>1 (1980)</b>	<b>0</b>

### DOWN BUT NOT OUT

Louisiana Tech has produced some great come-from-behind wins during its history, including a program record 21-point come-from-behind win over Old Dominion in 1989-90.

#### Top-10 Come-From-Behind Wins

Team	Margin	Result
1. Old Dominion (89-90)	-21	W, 72-71
2. Idaho (12-13)	-20	W, 67-58
3. Iowa (05-06)	-19	W, 95-91 (2OT)
3. Florida Atlantic (14-15)	-19	W, 73-68
5. UAB (14-15)	-18	W, 61-55
6. Houston (18-19)	-16	W, 100-88 (OT)
6. Prairie View (11-12)	-16	W, 89-83 (3OT)
6. Rice (04-05)	-16	W, 76-66
6. UAB (16-17)	-16	W, 64-63
10. Fresno State (04-05)	-15	W, 92-87 (2OT)
10. Lamar (90-91)	-15	W, 77-76

### VICTORIOUS DESPITE LACK OF OFFENSE

Below is a list of the wins where LA Tech scored the fewest amount of points and still found a way to win.

1. 43-38 vs. Little Rock (Dec. 2, 2019)
2. 48-36 vs. Oklahoma (March 18, 1995)
3. 50-42 vs. UNO (March 11, 1994)
3. 50-42 vs. ULL (March 5, 1986)
3. 50-39 vs. Little Rock (Dec. 20, 2013)

## HISTORIC NOTES

### FEWEST POINTS SCORED

1. 26 vs. Texas A&M (77-26) on Dec. 4, 2012
2. 35 vs. Tennessee (60-35) on Dec. 4, 2002
3. 37 vs. Charlotte (55-37) on Jan. 31, 2020
4. 38 vs. Middle Tennessee (75-38) on Jan. 12, 2019
5. 41 vs. LSU (51-41) on Dec. 15, 2008
6. 42 vs. Boise State (52-42) on Jan. 25, 2009
6. 42 vs. Mississippi State (72-42) on Dec. 3, 2008
8. 43 vs. Little Rock (43-38) on Dec. 2, 2019
9. 44 vs. Southeastern Louisiana (81-44) on Feb. 8, 1975
9. 44 vs. Tennessee (67-44) on March 29, 1987
9. 44 vs. LSU (61-44) on Dec. 30, 2006
9. 44 vs. Southern Miss (57-44) on Jan. 30, 2021
9. 44 at Ole Miss (62-44) on Nov. 19, 2021
9. 44 at Marshall (62-44) on Dec. 30, 2021

### BASKETBALL HALL OF FAMERS

A total of nine former Louisiana Tech coaches and/or players have been enshrined into the Women's Basketball Hall of Fame. The list is a who's who of Louisiana Tech's women's basketball lore. Leon Barmore, Teresa Weatherspoon and Kim Mulkey are also a part of the Naismith Memorial Basketball Hall of Fame.

	WBB HOF	Naismith HOF
Kim Mulkey	Class of 2000	Class of 2020
Leon Barmore	Class of 2003	Class of 2003
Janice Lawrence	Class of 2006	
Pam Kelly	Class of 2007	
Sonja Hogg	Class of 2009	
Teresa Weatherspoon	Class of 2010	Class of 2019
Gary Blair	Class of 2013	
Kurt Budke	Class of 2014	
Sue Donohoe	Class of 2020	

### KODAK/STATE FARM FACTORY

Louisiana Tech boasts 16 Kodak/State Farm All-Americans in its history.

Player	Year
Tamicha Jackson	2000
Amanda Wilson	1999
Debra Williams	1996
Vickie Johnson	1995, 1996
Venus Lacy	1990
Nora Lewis	1989
Teresa Weatherspoon	1987, 1988
Pam Gant	1985
Janice Lawrence	1983, 1984
Angela Turner	1982
Pam Kelly	1980, 1981, 1982

### WADE TROPHY WINNERS

Louisiana Tech also boasts three Wade Trophy recipients. Named after 3-time national champion Delta State coach Margaret Wade, it is annually presented to the best player in the country (debut in 1978). LA Tech's three recipients of the award are **Pam Kelly** (1981-82), **Janice Lawrence** (1983-84) and **Teresa Weatherspoon** (1987-88).

#### Programs with most Wade Trophy Recipients

1. UConn	8
<b>2. LA Tech</b>	<b>3</b>
2. Old Dominion	3
2. Texas	3
2. Baylor	3

## HISTORIC NOTES

### WNBA FACTORY

Adrienne Johnson became the 16th Louisiana Tech player selected in the WNBA Draft in 2011 as she was taken with the 28th overall selection (4th in the third round) by the Connecticut Sun. Tech has had a total of **21** former players that have played in the WNBA (includes free agent signings).

Year	Player	Team (Round)
2011	Adrienne Johnson	Connecticut Sun (3rd)
2010	Shanavia Dowdell	Washington Mystics (2nd)
2005	Erica Smith-Taylor	Washington Mystics (2nd)
2004	Amisha Carter	New York Liberty (2nd)
2004	Trina Frierson	Seattle Storm (2nd)
2003	Cheryl Ford	Detroit Shock (1st)
2002	Ayana Walker	Detroit Shock (2nd)
2002	Takeisha Lewis	Seattle Storm (3rd)
2000	Betty Lennox	Minnesota Lynx (1st)
2000	Tamicha Jackson	Detroit Shock (1st)
2000	Shaka Massey	Charlotte Sting (4th)
1999	Amanda Wilson	Phoenix Mercury (4th)
1999	Alisa Burras*	Portland Fire (1st)*
1997	Vickie Johnson	New York Liberty (2nd)
1997	Racquel Spurlock	Houston Comets (3rd)
1997	Debra Williams	Charlotte Sting (3rd)

\*, Expansion Draft

*Additional Techsters in WNBA (free agent, supplemental drafts)*

Teresa Weatherspoon, New York Liberty  
 Monica Maxwell, Washington Mystics  
 Venus Lacy, New York Liberty  
 Janice Lawrence, Cleveland Rockers  
 LaShawn Brown, Washington Mystics

## HISTORIC NOTES

### OVERTIME HISTORY

Tech is 25-22 all-time in OT games. Below is a list of LA Tech's all-time overtime results.

OT History	Overall	Home	Road	Neutral	League
Overall:	27-22	6-8	16-11	5-3	15-10
1 OT	20-21	4-8	13-10	3-3	11-9
2 OT	5-0	2-0	2-0	1-0	3-0
3 OT	2-1	0-0	1-1	1-0	1-1
1974-75	Northwestern State		L 86-77		Neutral
1974-75	Northwestern State		W 87-83		Neutral
1976-77	Southeastern LA		L 104-102		Ruston
1977-78	Kansas		W 90-82		Neutral
1979-80	Rutgers		W 89-83		Piscataway
1984-85	ULM		W 79-77		Ruston
1984-85	Southern Cal		W 83-79		Los Angeles
1986-87	Long Beach State		L 99-95		Long Beach
1987-88	Texas		W 83-80		Austin
1988-89	Tennessee		L 62-61		Neutral
1990-91	Texas Tech		L 79-67		Lubbock
1990-91	Stephen F. Austin		L 77-74		Ruston
1991-92	Western Kentucky		L 72-66		Bowling Green
1991-92	Northern Illinois		L 77-71		DeKalb
1992-93	Ole Miss		W 68-64		Oxford
1993-94	Western Kentucky		W 87-82		Bowling Green
1995-96	Connecticut		W 83-81		Neutral
2003-04	Rice		L 87-84		Houston
2004-05	Illinois		L 71-65		Ruston
2004-05	Hawaii		L 79-78		Honolulu
2004-05	Fresno State		W 92-87 2ot		Neutral
2005-06	Iowa		W 95-91 2ot		Ruston
2005-06	Hawaii		W 71-66		Honolulu
2008-09	Utah State		W 90-82		Logan
2008-09	Idaho		W 67-63		Moscow
2008-09	Nevada		L 91-88		Reno
2009-10	Idaho		W 74-71		Ruston
2009-10	Fresno State		L 81-78		Ruston
2010-11	Hawaii		W 74-69		Honolulu
2010-11	Fresno State		W 94-92 3ot		Fresno
2010-11	Fresno State		W 90-84		Ruston
2011-12	Prairie View		W 89-83 3ot		Neutral
2012-13	Denver		W 82-77 2ot		Denver
2012-13	Utah State		L 76-75		Ruston
2013-14	Tulsa		W 82-75		Tulsa
2014-15	Southern Miss		L 79-77		Ruston
2015-16	UTSA		W 82-72		San Antonio
2015-16	Rice		L 72-67		Birmingham
2016-17	Clemson		L 78-67		Clemson
2016-17	Rice		W 70-67		Houston
2016-17	SMU		L 75-70		Dallas
2018-19	Houston		W, 100-88		Ruston
2018-19	Marshall		L, 90-88 3ot		Huntington
2019-20	North Texas		L, 74-69		Denton
2019-20	Rice		L, 73-60		Ruston
2020-21	Marshall		W, 61-51		Huntington
2021-22	Rice		W, 90-80 2ot		Ruston
2022-23	Vanderbilt		L, 70-75		Ruston
2022-2	Charlotte W, 83-79 2ot				Charlotte

## TEAM GAME RECORDS

### **MOST POINTS SCORED**

1. 130 by Tech vs. Cleveland St., 12-28-98
2. 126 by Tech vs. UTPA, 2-18-89
3. 124 by Tech vs. UL-Lafayette, 3-9-90

### **FEWEST POINTS**

1. 24 by UCLA vs. Tech, 1-4-84
2. 25 by UTPA vs. Tech, 2-18-89
3. 29 by St. John vs. Tech, 12-1-95

### **FIELD GOALS ATTEMPTED**

1. 96 by Tech vs. Alcorn State, 12-4-92
2. 95 by Tech vs. UTPA, 2-24-96
3. 94 by Tech vs. Texas Tech, 1-13-88

### **FIELD GOALS MADE**

1. 55 by Tech vs. Cleveland St., 12-28-98
2. 53 by Tech vs. Arkansas St., 12-11-87
3. 48 by Tech vs. U.S. International, 12-12-86

### **FIELD GOAL PERCENTAGE**

1. 69.1 by Tech (34-49) vs. Tenn., 12-14-82
2. 68.1 by Tech (47-61) vs. Lamar, 1-30-88
3. 66.0 by Tech (35-53) vs. UTA, 11-24-97

### **THREE-POINT FIELD GOALS ATTEMPTED**

1. 37 by Florida Atlantic, 1-22-14
2. 34 by Tech vs. Illinois, 12-4-04
3. 32 by Idaho vs. Tech 1-30-10

### **THREE-POINT FIELD GOALS MADE**

1. 14 by Tech vs. USM, 2-17-17
2. 12 by New Orleans vs. Tech, 3-6-98
2. 12 by Tech vs. UTPA, 2-23-91
4. 11 by Tech vs. South Ala., 2-6-99
4. 11 by W. Kentucky vs. Tech 2-10-95

### **THREE-POINT FIELD GOAL PERCENTAGE**

- (minimum 10 attempted)
1. 70.0 by Tech (7-10) vs. UTSA, 2-1-14
  2. 64.7 by Tech (11-17) vs. So. Ala., 2-6-99
  3. 63.6 by Penn St. (7-11) vs. Tech, 3-14-99
  3. 63.6 by Tennessee (7-11) vs. Tech, 2-5-91

### **FREE THROWS ATTEMPTED**

1. 50 by Tech vs. UCLA, 1-4-84
2. 49 by Tech vs. Lamar, 1-17-98
3. 48 by Tech vs. San Diego State, 1-13-86

### **FREE THROWS MADE**

1. 33 by Tech vs. Lamar, 1-17-98
1. 33 by Tech vs. San Diego State, 1-13-86
3. 32 by Tech vs. UCLA, 1-4-84
3. 32 by Tech vs. NMSU 1-16-10
3. 32 by SJSU vs. Tech, 1-24-13

### **FREE THROW PERCENTAGE**

- (minimum 10 attempted)
1. 100.0 by ULL (12-12) vs. Tech, 1-10-96
  1. 100.0 by W. Kentucky (10-10) vs. Tech, 12-3-83
  3. 100.0 by Marshall (10-10) vs. Tech, 3-3-16

### **REBOUNDS**

1. 74 by Tech vs. UTPA, 1-18-90
1. 74 by Tech vs. SMU, 2-16-02
3. 72 by Tech vs. UL-Lafayette, 2-4-89

### **ASSISTS**

1. 37 by Tech vs. UL-Lafayette, 3-9-90
2. 34 by Tech vs. Arkansas State, 12-11-87
3. 33 by Tech vs. South Alabama, 1-12-98

### **STEALS**

1. 27 by Tech vs. SLU, 12-5-84
2. 26 by Tech vs. Arkansas State, 1-14-99
3. 25 by Tech vs. UL-Lafayette, 1-8-98
3. 25 by Tech vs. McNeese State, 1-17-83

### **BLOCKED SHOTS**

1. 17 by Tech vs. Nicholls State, 11-26-08
2. 15 by Tech vs. Miss. College, 11-30-83
2. 15 by Idaho vs. Tech, 1-12-12

## INDIVIDUAL GAME RECORDS

### **MOST POINTS**

1. 50 Kierra Anthony, Tech vs. UH, 11-14-18
2. 47 Sheila Ethridge, Tech vs. UTPA, 2-23-91
3. 46 Crystal Smith, Iowa vs. Tech, 11-22-05
4. 45 Kierra Anthony, Tech vs. USM, 2-9-19
5. 44 Anna Larr Roberson vs. Rice, 2-24-22

### **MOST FIELD GOALS ATTEMPTED**

1. 39 Sheila Ethridge, Tech vs. Tenn., 2-5-91
2. 36 Kim Perrot, UL-Lafayette vs. Tech, 3-9-90
3. 31 Sheila Ethridge, Tech vs. Lamar, 3-9-91
3. 30 Keiunna Walker, Tech vs. Rice, 2-24-22
4. 30 Kim Perrot, UL-Lafayette vs. Tech, 2-22-90
4. 30 Kierra Anthony, Tech vs. USM, 2-9-19

### **MOST FIELD GOALS MADE**

1. 20 Anna Larr Roberson, Tech vs. Rice, 2-24-22
1. 20 Belinda Jones, Tech vs. New Orleans, 1975
3. 19 Kierra Anthony, Tech vs. UH, 11-14-18
4. 18 Sheila Ethridge, Tech vs. UTPA, 2-23-91
5. 17 Kierra Anthony, Tech vs. USM, 2-9-19
5. 17 Pam Gant, Tech vs. Penn State, 1-7-85

### **MOST THREE-POINT FIELD GOALS ATTEMPTED**

1. 23 Sheila Ethridge, Tech vs. Tenn., 2-5-91
2. 20 Kim Perrot, UL-Lafayette, vs. Tech, 3-9-90
3. 19 Kim Sitzman, UALR, vs. Tech 12-22-08
4. 17 Sheila Ethridge, Tech vs. UTEP, 2-23-91
4. 17 Victoria Morris, ODU vs. Tech, 1-26-18

### **MOST THREE-POINT FIELD GOALS MADE**

1. 10 Sheila Ethridge, Tech vs. UTEP, 2-23-91
2. 8 Sheila Ethridge, Tech vs. Tenn., 2-5-91
3. 7 Sonja Tate, Ark. State vs. Tech, 2-15-93
3. 7 Abby Vaughan, Boise St., vs. Tech, 1-3-02
3. 7 Ashley Bastian, Boise St. vs. Tech, 2-15-03
3. 7 Brietta Thomas, Tech vs. Boise St., 3-3-11
3. 7 Victoria Vivians, Miss St vs. Tech, 12-13-15
3. 7 Taylor Stahly, Tech vs. Charlotte, 1-19-19

### **MOST FREE THROWS ATTEMPTED**

1. 21 Shantel Hardison, Tech vs. Lamar, 2-15-92
2. 17 Venus Lacy, Tech vs. Virginia, 12-10-88
3. 16 Kim Young, Southern Miss vs. Cleveland State, 12-29-98
3. 16 Venus Lacy, Tech vs. LSU, 3-23-89
3. 16 Tasha Williams, Tech vs. Rice, 1-1-05
3. 16 Tasha Williams, Tech vs. Ole Miss, 12-20-05
3. 16 Adrienne Johnson, Tech vs. Utah State, 1-20-11
3. 16 Sophie Taylor, HBU vs. Tech, 12-21-17

### **MOST FREE THROWS MADE**

1. 16 Adrienne Johnson, Tech vs. Utah State, 1-20-11
2. 15 Tasha Williams, Tech vs. Rice, 1-1-05
2. 15 Shantel Hardison, Tech vs. Lamar, 2-15-92
4. 14 Kierra Anthony, Tech vs. UH, 11-14-18

### **MOST REBOUNDS**

1. 23 Cheryl Ford, Tech vs. SMU, 3-6-03
2. 22 Cindy Brown, Long Beach State vs. Tech, 1-10-86
3. 21 Uirannah Jackson, Lamar vs. Tech, 2-15-92
3. 21 Amisha Carter, Tech vs. UTEP, 1-31-04
3. 21 Ty Moore, Tech vs. Nevada, 2-9-06

### **MOST ASSISTS**

1. 17 Teresa Weatherspoon, Tech vs. UL-Monroe, 2-22-85
2. 16 Teresa Weatherspoon, Tech vs. Texas Tech, 2-1-86
3. 15 Kim Mulkey, Tech vs. Western Kentucky, 12-3-83
3. 15 Teresa Weatherspoon, Tech vs. Auburn, 1-12-85
3. 15 Teresa Weatherspoon, Tech vs. UL-Monroe, 1-6-87
3. 15 Shantel Hardison, Tech vs. UL-Lafayette, 3-9-90
3. 15 Jasmine Bendolph, Tech vs. Nevada, 2-2-12

### **MOST BLOCKED SHOTS**

1. 14 by Alyssa Shriver, Tulsa vs. Tech,
2. 8 Shanavia Dowdell, LA Tech vs. Nicholls State, 11-26-08
3. 7 Cassandra Barker, UL-Monroe vs. Tech, 1-11-93
3. 7 Ashley Walters, Idaho vs. Tech, 1-12-12

### **MOST STEALS**

1. 10 Tasha Williams, Tech vs. Boise St., 3-1-03
1. 10 Tasha Williams, Tech vs. Hawaii, 3-4-06
1. 10 LaQuan Stallworth, Tech vs. South Alabama, 1-12-98
1. 10 Teresa Weatherspoon, Tech vs. UCLA, 1-4-86
5. 9 Teresa Weatherspoon, Tech vs. Cal State-Long Beach, 1-10-86



# INDIVIDUAL SINGLE GAME RECORDS

## POINTS

- 50 Kierra Anthony (18-19) vs. Houston
- 47 Sheila Ethridge (90-91) vs. UTPA
- 45 Kierra Anthony (18-19) vs. Southern Miss
- 45 Kelia Shelton (12-13) vs. UTSA
- 44 Anna Larr Roberson (21-22) vs. Rice
- 43 LaVerne Henderson (74-75) vs. Nicholls St.
- 43 Belinda Jones (74-75) vs. New Orleans
- 42 Pam Gant (84-85) vs. Penn State
- 42 Sheila Ethridge (90-91) vs. Tennessee
- 41 Belinda Jones (74-75) vs. UL-Monroe
- 41 Pam Kelly (81-82) vs. UCLA

## OPPONENT POINTS

- 46 Crystal Smith (05-06), Iowa
- 43 Cheryl Miller (84-85), USC
- 40 Rosie Walker (78-79), SFA
- 39 Lisa Brewer (74-75), Northwestern St.
- 39 Rosie Walker (76-77), Panola JC
- 39 Shante Perry (08-09), McNeese State
- 38 Jean Darbonne (78-79), Northwestern St.
- 37 Saudia Rountree (95-96), Georgia
- 37 Chasity Melvin (97-98), N.C.State
- 36 Maree Jackson (76-77), LSU
- 36 Penny Toler (86-87), Long Beach St.
- 36 Victoria Vivians (15-16), Mississippi State

## REBOUNDS

- 37 LaVerne Henderson (74-75) vs. UL-Monroe
- 26 Elinor Griffin (77-78) vs. Southern
- 25 Cheryl Ford (02-03) vs. Fresno State
- 25 Elinor Griffin (77-78) vs. Panola JC
- 24 Elinor Griffin (77-78) vs. LSU
- 23 Cheryl Ford (02-03) vs. SMU
- 23 LaVerne Henderson (74-75) vs. UL-Monroe
- 23 Elinor Griffin (77-78) vs. Panola JC
- 23 Pam Kelly (79-80) vs. LSU
- 22 Elinor Griffin (75-76) vs. LSU
- 22 Lori Scott (79-80) vs. UL-Monroe

## OPPONENT REBOUNDS

- 30 Vickie Chapman (74-75), McNeese State
- 23 Cheryl Miller (84-85), USC
- 21 Cindy Brown (85-86) 22, Long Beach St.
- 21 T. Jones (75-76), Southern
- 21 Uriannah Jackson (81-82), Lamar
- 20 Alfrenda Craft (76-77), Miss. College
- 20 Anne Donovan (80-81), Old Dominion
- 20 Debra Mitchell (82-83), Miss. College
- 20 Kara Wolters (95-96), Connecticut
- 20 Shalee Lening (05-06), Kansas State
- 20 Kamillah Jackson (10-11), Hawaii

## ASSISTS

- 23 Mary Nell Kendrick (76-77) vs. UL-Monroe
- 18 Mary Nell Kendrick (78-79) vs. LSU
- 17 Teresa Weatherspoon (84-85) vs. UL-Monroe
- 16 Jennifer White (79-80) vs. Memphis
- 16 Teresa Weatherspoon (85-86) vs. Texas Tech
- 15 Mary Nell Kendrick (76-77) vs. Miss. Col.
- 15 Mary Nell Kendrick (76-77) vs. LSU
- 15 Jennifer White (79-80) vs. UL-Monroe
- 15 Teresa Weatherspoon (87-88) vs. Okla. St.
- 15 Jasmine Bendolph (11-12) vs. Nevada

## OPPONENT ASSISTS

- 17 Suzie McConnell (85-86), Penn State
- 14 Debbie Black (76-77), Delta State
- 14 Missy Weisinger (78-79), SFA
- 13 Jordan Jones (13-14), Texas A&M
- 12 Debbie Lytle (81-82), Maryland
- 12 Pam Webber (91-92), Connecticut
- 12 Helen Darling (99-00), Penn State
- 11 Nine Players Tied

## STEALS

- 10 Teresa Weatherspoon (85-86) vs. UCLA
- 10 LaQuan Stallworth (97-98) vs. So. Ala.
- 10 Tasha Williams (02-03) vs. Boise State
- 10 Tasha Williams (05-06) vs. Hawaii
- 9 Teresa Weatherspoon (85-86) vs. Long Bch. St.
- 9 Teresa Weatherspoon (87-88) vs. Pepperdine
- 9 Amanda Wilson (97-98) vs. Arizona
- 8 10 Players Tied

## OPPONENT STEALS

- 9 Luisa Harris (76-77), Delta State
- 9 Dana Holsten (91-92), Arkansas State
- 8 Annan Wilson (88-89), Colorado
- 8 Jillian Robbins (03-04), Tulsa
- 8 Alberta Auguste (06-07), Tennessee
- 8 Sayja Sumler (10-11), San Jose State

- 8 Danielle Edwards (17-18), Clemson
- 8 Valerie Nesbit (19-20), Ole Miss
- 7 Linda Kinard (77-78), UL-Monroe
- 7 Rosalind Polk (83-84), SFA
- 7 Ramona Jones (91-92), Lamar
- 7 Hamchetou Maiga (99-00), Old Dominion
- 7 Kimya Murray (01-02), UTEP
- 7 Raigyne Moncrief (14-15), LSU
- 7 Loryn Goodwin (16-17), UTSA

## BLOCKS

- 9 Tori Harrison (84-85) vs. Southern Cal
- 8 Tori Harrison (85-86) vs. New Orleans
- 8 Shanavia Dowdell (08-09) vs. Nicholls St
- 7 Tori Harrison (86-87) vs. Miami
- 7 Margaret DeCiman (04-05) vs. Boise St
- 6 Numerous Times

## OPPONENT BLOCKS

- 14 Alyssa Shriver (01-02), Tulsa
- 12 Anne Donovan (79-80), Old Dominion
- 12 Anne Donovan (81-82), Old Dominion
- 8 Anne Donovan (80-81), Old Dominion
- 7 Julie Gross (79-80), LSU
- 7 Uirannah Jackson (88-89), Lamar
- 7 Carrie Upshaw (88-89), New Orleans
- 7 Cassandra Barker (92-93), UL-Monroe
- 7 Kara Wolters (95-96), Connecticut
- 7 Candace Parker (06-07), Tennessee
- 7 Ashley Walters (11-12), Idaho
- 7 Mahogany Matthews (20-21), Marshall

## FIELD GOALS MADE

- 20 Anna Larr Roberson (21-22) vs. Rice
- 20 Belinda Jones (74-75) vs. New Orleans
- 19 Kierra Anthony (18-19) vs. Southern Miss
- 19 Belinda Jones (74-75) vs. UL-Monroe
- 18 Sheila Ethridge (90-91) vs. UTPA
- 17 Kierra Anthony (18-19) vs. Houston
- 17 Kay Ford (75-76) vs. UL-Lafayette
- 17 Elinor Griffin (77-78) vs. Northwestern St.
- 17 Elinor Griffin (77-78) vs. La. College
- 17 Elinor Griffin (78-79) vs. Tennessee
- 17 Pam Gant (83-84) vs. Tennessee
- 17 Pam Gant (84-85) vs. Penn State

## OPPONENT FIELD GOALS MADE

- 18 Rosie Walker (76-77), Panola JC
- 17 Joan Darbone (78-79), Northwestern St.
- 17 Cheryl Miller (84-85), USC
- 16 Diane Pittman (74-75), Northwestern St.
- 16 Lisa Brewer (75-76), Northwestern St.
- 16 Lisa Brewer (76-77), Northwestern St.
- 16 Penny Tolar (86-87), Long Beach St.
- 15 Susan Taylor (78-79), Valdosta State
- 15 Cindy Brodyon (78-79), Tennessee
- 15 Eun Jung Lee (84-85), UL-Monroe

## FIELD GOAL ATTEMPTS

- 43 Belinda Jones (74-75) vs. UL-Monroe
- 39 Sheila Ethridge (90-91) vs. Tennessee
- 36 Belinda Jones (74-75) vs. UL-Monroe
- 34 Kierra Anthony (18-19) vs. UAB
- 32 Belinda Jones (74-75) vs. Northwestern St.
- 32 Mickie DeMoss (74-75) vs. AAU All-Stars
- 32 Mickie DeMoss (74-75) vs. Northwestern St.
- 32 Betty Lennox (99-00) vs. Old Dominion
- 31 Five Players Tied

## OPPONENT FIELD GOAL ATTEMPTS

- 36 Lisa Brewer (75-76), Northwestern St.
- 36 Kim Perrot (89-90), UL-Lafayette
- 32 Lisa Brewer (76-77), Northwestern St.
- 32 Lisa Brewer (76-77), Northwestern St.
- 31 Jackie Jackson (79-80), Southern
- 30 K. Lardner (79-80), Hawaii
- 30 Lynette Woodard (79-80), Kansas
- 30 Kim Perrot (89-90), UL-Lafayette
- 30 Kim Williams (96-97), Depaul
- 30 Lyndra Littles (08-09), Virginia

## 3-POINTERS MADE

- 10 Sheila Ethridge (90-91) vs. UTPA
- 8 Sheila Ethridge (90-91) vs. Tennessee
- 7 Taylor Stahly (18-19) vs. Charlotte
- 7 Sheila Ethridge (90-91) vs. LSU
- 7 Tamicha Jackson (98-99) vs. Arizona
- 7 Brooke Lassiter (01-02) vs. SMU
- 7 Aarica Rary-Boyd (05-06) vs. Utah State
- 7 Aarica Ray-Boyd (05-06) vs. San Jose St.
- 7 Brietta Thomas (10-11) vs. Boise State
- 6 Numerous Times

## OPPONENT 3-POINTERS MADE

- 9 Shante Perry (08-09), McNeese State
- 7 Deanna Kuzmanic (18-19), UAB
- 7 Rachael Childress (18-19), UAB
- 7 Sonja Tate (92-93), Arkansas State
- 7 Betsy Harris (93-94), Alabama
- 7 Abby Vaughan (01-02), Boise State
- 7 Ashley Bastian (02-03), Nevada
- 7 Victoria Vivians (15-16), Mississippi St.
- 7 Deanna Kuzmanic (17-18), UAB
- 7 Margaret Whitley (20-21), UAB

## 3-POINTERS ATTEMPTED

- 23 Sheila Ethridge (90-91) vs. Tennessee
- 17 Sheila Ethridge (90-91) vs. LSU
- 17 Sheila Ethridge (90-91) vs. UTPA
- 16 Brooke Lassiter (01-02) vs. UCSB
- 16 Brooke Pumroy (15-16) vs. Rice
- 14 Aarica Ray-Boyd (05-06) vs. Utah State
- 13 Tamicha Jackson (98-99) vs. Arizona
- 13 Aarica Ray-Boyd (05-06) vs. Hawaii
- 12 Numerous Times

## OPPONENT 3-POINTERS ATTEMPTED

- 20 Kim Perrot (89-90), UL-Lafayette
- 19 Kim Sitzman (08-09), UALR
- 17 Victoria Morris (17-18), ODU
- 16 Ciara Gregory (16-17), Charlotte
- 15 Ciara Gregory (16-17), Charlotte
- 15 Brenda Hatchett (91-92), Lamar
- 15 Sonja Tate (92-93), Arkansas State
- 15 Kelly Mazzante (03-04), Penn State
- 15 Victoria Vivians (15-16), Mississippi St.
- 14 Numerous Times

## FREE THROWS MADE

- 16 Adrienne Johnson (10-11) vs. Utah State
- 16 Alexis Malone (17-18) vs. North Texas
- 15 Pam Kelly (81-82) vs. UCLA
- 15 Shantel Hardison (91-92) vs. Lamar
- 15 Tasha Crain (04-05) vs. Rice
- 14 Kierra Anthony (18-19) vs. Houston
- 14 Cheryl Ford (02-03) vs. Tulsa
- 14 Mary Nell Kendrick (76-77) vs. NW (La.) St.
- 14 Kim Mulkey (83-84) vs. Auburn
- 13 Venus Lacy (88-89) vs. LSU
- 13 Shantel Hardison (91-92) vs. UCF
- 13 Amisha Carter (03-04) vs. SMU
- 13 Kierra Anthony (18-19) vs. Ole Miss
- 13 Keiunna Walker (20-21) vs. North Texas

## OPPONENT FREE THROWS MADE

- 18 Pam Cook (76-77), SE Louisiana
- 16 Angela Self (76-77), La. College
- 16 Sheila Thompson (77-78), La. College
- 16 Eun Jung Lee (85-86), UL-Monroe
- 16 Jasmine Crew (11-12), Seton Hall
- 15 Crystal Smith (05-06), Iowa
- 14 Mindy Sherred (86-87), No. Arizona
- 14 Robin Martin (91-92), New Orleans
- 14 Amber Watts (04-05), Ole Miss
- 14 Tasha Harris (09-10), Boise State

## FREE THROWS ATTEMPTED

- 22 Pam Kelly (81-82) vs. UCLA
- 21 Shantel Hardison (91-92) vs. Lamar
- 19 Shantel Hardison (91-92) vs. UCF
- 19 Cheryl Ford (02-03) vs. Tulsa
- 18 Tia Sossamon (80-81) vs. NW (La.) St.
- 18 Kim Mulkey (83-84) vs. Auburn
- 18 Alexis Malone (17-18) vs. North Texas
- 18 Reauna Cleaver (17-18) vs. FAU
- 17 Cheryl Ford (02-03) vs. San Jose St.
- 17 Venus Lacy (89-90) vs. Virginia
- 17 Brandi Wingate (15-16) vs. UTSA

## OPPONENT FREE THROWS ATTEMPTED

- 23 Pam Cook (76-77), SE Louisiana
- 21 Angela Self (76-77), La. College
- 21 Jasmine Crew (11-12), Seton Hall
- 20 Whitney York (09-10), UTSA
- 19 Maree Jackson (77-78), LSU
- 19 Crystal Smith (05-06), Iowa
- 18 Alexis Williams (97-98), UTPA
- 18 Tasha Harris (09-10), Boise State
- 18 Kamra King (14-15), UTSA
- 17 Numerous Times

## 100-POINT GAMES

Score	Diff	Opp.	Season	Site
130-55	+75	Cleveland St.	98-99	H
126-25	+101	UTPA	88-89	H
124-51	+73	UL-Lafayette	89-90	H
121-57	+64	Central Fla.	89-90	A
121-59	+62	New Orleans	80-81	N
119-51	+68	Lamar	97-98	H
118-50	+68	New Orleans	97-98	H
116-66	+50	UL-Monroe	74-75	N
115-38	+77	UTPA	97-98	A
115-44	+71	So. Alabama	97-98	H
115-76	+39	Southern	79-80	H
115-67	+48	Northwestern	80-81	H
114-53	+61	Tenn. Tech	81-82	H
114-69	+45	UL-Lafayette	99-00	H
114-67	+47	Arkansas St.	98-99	A
113-50	+63	Ark. St.	87-88	H
113-60	+53	McNeese St.	81-82	H
112-70	+42	LSU-Alexandria	18-19	H
111-36	+75	UL-Lafayette	95-96	H
111-28	+83	UTPA	88-89	H
111-40	+71	UL-Lafayette	95-96	A
111-63	+48	Northwestern	79-80	A
110-50	+60	New Orleans	98-99	H
110-47	+63	Nevada	03-04	H
110-57	+53	SLU	80-81	H
110-70	+40	Alcorn St.	92-93	H
109-60	+49	SFA	03-04	A
109-60	+49	Miss. Col.	83-84	H
109-21	+88	Morgan St.	93-94	H
109-56	+53	Lamar	88-89	H
108-50	+58	Nicholls St.	79-80	H
108-72	+36	Nevada	04-05	H
108-47	+61	Alcorn St.	81-82	H
108-29	+79	Ark. St.	88-89	H
108-54	+54	UTEP	02-03	H
108-117	-9	Miss. Col.	76-77	A
108-63	+45	New Orleans	94-95	H
108-61	+47	New Orleans	99-00	H
107-62	+45	Texas Tech	87-88	H
107-51	+56	US Inter.	86-87	N
107-57	+50	E. Wash.	87-88	N
107-64	+43	SLU	79-80	A
106-49	+57	Lamar	87-88	H
106-34	+72	UL-Lafayette	75-76	A
106-58	+48	Boise State	01-02	A
106-70	+36	UTA	76-77	N
106-59	+47	New Orleans	81-82	A
106-85	+21	Southern Miss	18-19	H
105-56	+49	Lamar	94-95	H
105-83	+22	Southern	78-79	N
105-47	+58	W. Kentucky	00-01	H
105-75	+30	Oklahoma	82-83	H
105-58	+47	S. F. Austin	81-82	H
105-58	+47	Memphis	88-89	A
104-73	+31	New Orleans	74-75	N
104-48	+56	S. F. Austin	84-85	N
104-53	+51	Lamar	97-98	A
104-79	+25	Central Fla.	90-91	H
104-71	+33	Maryland	79-80	H
104-58	+46	UL-Monroe	82-83	H
104-61	+43	Baylor	81-82	H
104-61	+43	Northwestern	78-79	A
104-61	+43	UTPA	93-94	A
103-53	+50	Jarvis Christian	21-22	H

## 100-POINT GAMES

Score	Diff	Opp.	Season	Site
103-41	+62	UTPA	97-98	H
103-46	+57	So. Alabama	93-94	H
103-50	+53	Tulane	81-82	H
103-51	+52	Washington	82-83	N
103-71	+32	Kansas	83-84	H
103-78	+25	Okla. St.	88-89	H
103-58	+45	New Orleans	95-96	H
103-59	+44	Hawaii	79-80	A
103-63	+40	UCLA	81-82	H
103-63	+40	LSU-Alexandria	16-17	H
102-104	-2	SLU	76-77	H
102-45	+57	UL-Lafayette	77-78	H
102-45	+57	UTPA	90-91	H
102-31	+71	Hawaii-Pacific	85-86	A
102-47	+55	UL-Monroe	81-82	H
102-76	+26	McNeese St.	79-80	H
102-70	+32	La. Col.	80-81	A
102-84	+18	Tennessee	78-79	N
102-55	+47	So. Alabama	92-93	H
102-58	+44	Nevada	01-02	A
102-66	+36	Boise State	02-03	A
101-88	+13	La. State	76-77	H
101-46	+55	McNeese St.	78-79	H
101-48	+53	McNeese St.	80-81	H
101-51	+50	UTPA	95-96	H
101-83	+18	Northwestern	76-77	A
101-52	+49	UL-Lafayette	89-90	H
101-56	+45	SE La.	80-81	H
101-56	+45	Tenn. Tech	95-96	H
101-57	+44	Oklahoma	81-82	A
100-34	+66	Centenary	00-01	H
100-42	+58	Lamar	96-97	N
100-44	+56	UL-Lafayette	93-94	H
100-44	+56	UL-Monroe	93-94	H
100-50	+50	UL-Lafayette	97-98	H
100-51	+49	Central Fla.	91-92	H
100-52	+48	New Orleans	94-95	A
100-52	+48	UL-Monroe	79-80	H
100-54	+46	Kansas St.	89-90	H
100-55	+45	Arkansas St.	96-97	H
100-55	+45	Miss. Col.	81-82	H
100-56	+44	Boise State	03-04	N
100-60	+40	La. Col.	80-81	H
100-61	+39	Kansas	78-79	N
100-66	+34	Baylor	79-80	N
100-68	+32	Miss. Col.	84-85	A
100-72	+28	Cheyney St.	83-84	N
100-88	+12	Houston	18-19	H

### 100 Point Game Facts

- Lady Techsters 100 Point Game Record: 111-2
- Home 100-Point Game Record: 73-1
- Away/Neutral 100-Point Game Record: 38-1
- High Home Total: 130-55 vs. Cleveland State (1998-99)
- High Road Total: 121-57 at UCF (1989-90)
- High Neutral Total: 121-59 vs. UNO (1980-81)
- Most Frequent 100-Point Game Opponents: UNO, nine times
- Allowed by Lady Techsters: 2
- Most Consecutive 100-Point Games: 6 (1981-1982)
- Most 100-Point Games in a Season: 11 (1981-1982)

## LA TECH IN CONFERENCE OPENERS

Louisiana Tech is 25-11 all-time in regular season conference openers. Tech won 2021-12's C-USA opener, defeating Marshall 61-51 in overtime, but dropped this year's opener at home to UTEP. (Tech is now 3-7 all-time in C-USA openers, and 2-4 in openers at home).

1987-88	W, 113-50 vs. Arkansas State
1988-89	W, 66-44 at Arkansas State
1989-90	W, 98-35 vs. Texas-Pan American
1990-91	L, 76-75 at Arkansas State
1991-92	W, 65-60 at New Orleans
1992-93	W, 71-62 at New Orleans
1993-94	W, 98-44 at UL-Lafayette
1994-95	W, 92-33 at Texas-Pan American
1995-96	W, 97-57 vs. Lamar
1996-97	W, 87-30 at UL-Lafayette
1997-98	W, 72-53 at South Alabama
1998-99	W, 71-64 vs. FIU
1999-00	W, 95-40 at UL-Lafayette
2000-01	W, 62-59 at Arkansas State
2001-02	W, 102-58 at Nevada
2002-03	W, 74-64 at SMU
2003-04	W, 63-60 at Tulsa
2004-05	W, 63-47 vs. Tulsa
2005-06	W, 75-61 vs. Boise State
2006-07	W, 65-52 at San Jose State
2007-08	L, 75-52 at Fresno State
2008-09	L, 64-57 at Nevada
2009-10	L, 69-66 vs. Utah State
2010-11	W, 69-34 at San Jose State
2011-12	W, 66-54 vs. Idaho
2012-13	W, 82-77 at Denver (2OT)
2013-14	L, 67-56 vs. Southern Mis
2014-15	L, 79-77 vs. Southern Miss (OT)
2015-16	L, 69-58 at Southern Miss
2016-17	W, 72-61 vs. Southern Miss
2017-18	W, 61-53 vs. North Texas
2018-19	L, 65-54 vs. North Texas
2019-20	L, 66-60 at Southern Miss
2020-21	W, 61-51 at Marshall (OT)
2021-22	L, 44-62 at Marshall
2021-22	L, 54-62 vs. UTEP

## LA TECH VS. C-USA SCHOOLS

Louisiana Tech is **146-90** all-time against current members of Conference USA.

All Time	146-90
WKU	28-25
Rice	17-16
North Texas	17-4
UTEP	16-11
UTSA	16-7
FIU	17-1
UAB	12-6
Florida Atlantic	10-2
Middle Tennessee	7-10
Charlotte	6-8

## LA TECH RECORDS BY CONFERENCE

This is the fourth conference that the Lady Techster basketball program has been affiliated with during its history, including the American South (1987-1991), the Sun Belt (1991-2001), the WAC (2001-2013) and Conference USA (2013-present).

League	Years	Overall	League
Independent	1974-87	364-63	NA
American South	1987-91	114-19	38-3
Sun Belt	1991-01	290-46	135-9
Western Athletic	2001-13	263-116	157-43
C-USA	2013-Present	162-143	89-85
<b>Totals</b>		<b>1193-387</b>	<b>419-140</b>

## TECHSTERS AGAINST CONFERENCE FOES

This year marks Louisiana Tech's tenth as a member of Conference USA and 36th as a member of a conference. During the course of Tech's conference affiliations, the Lady Techsters have had plenty of success against conference opponents.

<b>American South</b>	<b>38-3 regular season</b> (20-1 home, 18-2 road) <b>8-0 conference tournaments</b> (8-0 at home) <b>46-3 overall</b> (28-1 home, 18-2 road)
<b>Sun Belt</b>	<b>135-9 regular season</b> (71-1 home, 64-8 road) <b>24-3 tournament</b> (7-2 home, 4-1 road, 13-0 neutral) <b>159-12 overall</b> (78-3 home, 68-9 road, 13-0 neutral)
<b>WAC</b>	<b>157-43 regular season</b> (84-16 home, 73-27 road) <b>23-7 tournament</b> (0-0 home, 3-2 road, 20-5 neutral) <b>180-50 overall</b> (84-16 home, 76-29 road, 20-5 neutral)
<b>C-USA</b>	<b>89-85 in regular season</b> (50-36 home, 39-49 road) <b>8-9 tournament</b> (0-0 home, 0-1 road, 8-8 neutral) <b>97-94 overall</b> (50-36 home, 39-50 road, 8-8 neutral)

<b>All-Time</b>	<b>419-140 regular season</b> (225-54 home, 194-86 road) <b>63-19 tournament</b> (15-2 home, 7-4 road, 41-13 neutral) <b>482-159 overall</b> (240-56 home, 201-90 road, 41-13 neutral)
-----------------	---

## CONFERENCE HISTORY

In their 36th year of conference affiliation, the Lady Techsters have recorded plenty of success. Tech has won 21 regular season titles, 16 conference tournament titles.

### 36th season of conference affiliation

American South 1987-91  
 Sun Belt 1991-2001  
 WAC 2001-13  
 C-USA 2013-present

### 21 regular season conference titles

American South 1988, 89, 90  
 Sun Belt 1993\*, 94, 95, 96, 97\*, 98, 99, 2000, 01  
 WAC 2002, 03, 04, 05\*, 06, 07\*, 09\*, 11  
 C-USA 2022

\* = shared regular season title

### 16 conference tournament titles

American South | 1988, 89, 90, 91  
 Sun Belt | 1994, 96, 97, 98, 99, 2000, 2001  
 WAC | 2002, 03, 04, 06, 2010  
 C-USA | None

## CONFERENCE TOURNAMENT HISTORY

2023 marks the 36th appearance in a conference tournament for the Louisiana Tech Lady Techsters, their seventh as a member of Conference USA. Tech has competed in the American South, Sun Belt, Western Athletic Conference and Conference USA in their respective postseason tournaments. Tech is 63-18 overall all-time in conference tournament games, and it has captured 16 conference tournament championships in its history.

No. of Tournaments:	36
No. of Titles:	16
Overall:	63-19
In American South:	8-0
In Sun Belt:	24-3
In WAC:	23-7
In C-USA:	8-9
Opening Round	4-2
Second Round	1-1
Quarterfinals:	20-5
Semifinal Games:	22-5
Finals:	16-6
In Ruston:	15-2
On Road:	7-4
Neutral Site:	41-13
Seeded No. 1:	46-4
Seeded No. 2:	6-3
Seeded No. 3:	3-4
Seeded No. 4:	2-2
Seeded No. 5:	2-2
Seeded No. 7:	1-2
Seeded No. 10:	0-1
Seeded No. 12:	1-0
Seeded No. 14:	2-1

## CONFERENCE CHAMPS

Louisiana Tech has won 20 regular season conference titles in its 35 years of conference affiliation dating back to the 1987-88 season when it joined the American South Conference. Tech had a 15-year streak of regular season conference titles come to an end in 2007-08 when the Lady Techsters finished fifth.

Year	Regular Season	Tournament	Finish
87-88	ASC	LA Tech	9-0/1st
88-89	ASC	LA Tech	10-0/1st
89-90	ASC	LA Tech	10-0/1st
90-91	ASC	Lamar	9-3/2nd
91-92	SBC	Lamar/WKU	12-4/3rd
92-93	SBC	LA Tech	13-1/1st
93-94	SBC	LA Tech	14-0/1st
94-95	SBC	LA Tech	13-1/1st
95-96	SBC	LA Tech	14-0/1st
96-97	SBC	LA Tech/WKU	12-2/T1st
97-98	SBC	LA Tech	13-1/1st
98-99	SBC	LA Tech	12-0/1st
99-00	SBC	LA Tech	16-0/1st
2000-01	SBC	LA Tech	16-0/1st
2001-02	WAC	LA Tech	17-1/1st
2002-03	WAC	LA Tech	18-0/1st
2003-04	WAC	LA Tech	17-1/1st
2004-05	WAC	LA Tech/Rice	14-4/T1st
2005-06	WAC	LA Tech	15-1/1st
2006-07	WAC	LA Tech/Boise	12-4/T1st
2007-08	WAC	Boise/Fresno	9-7/5th
2008-09	WAC	LA Tech/Fresno	12-4/T1st
2009-10	WAC	Fresno St.	11-5/2nd
2010-11	WAC	LA Tech	15-1/1st
2011-12	WAC	Fresno St.	8-6/3rd
2012-13	WAC	Seattle	9-9/5th
2013-14	C-USA	MT	5-11/14th
2014-15	C-USA	WKU	10-8/7th
2015-16	C-USA	UTEP	9-9/7th
2016-17	C-USA	WKU	12-6/4th
2017-18	C-USA	UAB	10-6/3rd
2018-19	C-USA	Rice	6-10/10th
2019-20	C-USA	Rice	6-12/12th
2020-21	C-USA	Rice	8-8/4th WD
2021-22	C-USA	LA Tech	11-7/1st WD
2022-23	C-USA	MT	12-8/T4th

\*\*\*No Conference Tournament Champion due to COVID-19

## BIPOLAR EXPERIENCE

Below are lists of the most lopsided wins and losses in Conference USA games since the Lady Techsters joined the league in 2013.

### Largest Margin of Victory (in C-USA games)

1. 39 vs. UTSA (69-30)	March 5, 2020
2. 37 vs. Charlotte (88-51)	Jan. 19, 2019
3. 35 vs. Southern Miss (72-37)	Jan. 24, 2016
3. 35 vs. North Texas (92-57)	Jan. 22, 2015
5. 32 vs. Southern Miss (89-57)	Feb. 17, 2018

### Largest Margin of Defeat (in C-USA Games)

1. 37 vs. Middle Tennessee (75-38)	Jan. 12, 2019
2. 31 by East Carolina (86-55)J	an. 18, 2014
3. 26 by UAB (95-69)	March 7, 2019
4. 24 vs. Middle Tennessee (68-44)	Feb. 7, 2015
4. 24 vs. Charlotte (85-61)	Feb. 13, 2015



## ALL-TIME RECORD BREAKDOWN

Year	Overall	Home	Road	Neutral	Home Attendance	Average Attendance
74-75**	13-9	3-1*	3-2	7-6		
75-76**	19-10	8-2*	6-4	5-4		
76-77**	22-9	10-2*	6-4	6-3		
77-78**	20-8	8-1*	7-5	5-2		
78-79**	34-4	10-0*	11-2	13-2	21,534	2,153
79-80**	40-5	21-0*	11-2	8-3	58,188	2,909
80-81**	34-0	14-0*	10-0	10-0	51,851	3,988
81-82**	35-1	16-0*	11-1	8-0	63,680	4,866
82-83	31-2	18-1	9-0	4-1	81,620	4,296
83-84	30-3	15-0	13-2	2-1	79,945	5,330
84-85	29-4	16-0	7-4	6-0	62,110	3,882
85-86	27-5	15-1	11-3	1-1	54,345	3,392
86-87	30-3	14-0	11-2	5-1	45,710	3,265
87-88	32-2	15-0	11-2	6-0	39,365	2,460
88-89	32-4	19-1	12-1	1-2	68,738	3,437
89-90	32-1	15-0	15-0	2-1	44,183	2,945
90-91	18-12	12-4	5-7	1-1	35,089	2,193
91-92	20-10	11-3	6-6	3-1	21,454	1,532
92-93	26-6	14-2	10-3	2-1	51,057	3,191
93-94	31-4	15-0	9-3	7-1	43,963	2,935
94-95	28-5	15-2	11-1	2-2	63,428	4,229
95-96	31-2	15-0	10-1	6-1	55,181	3,679
96-97	31-4	17-0	8-3	6-1	65,990	3,882
97-98	31-4	18-0	7-2	6-2	71,254	3,959
98-99	30-3	12-1	14-0	4-2	58,715	4,517
99-00	31-3	15-0	10-2	6-1	57,071	3,805
00-01	31-5	16-2	9-2	6-1	71,840	3,991
01-02	25-5	13-0	10-3	2-2	48,857	3,758
02-03	31-3	15-1	12-1	4-1	57,960	3,623
03-04	29-3	13-0	12-2	4-1	47,119	3,625
04-05	20-10	11-2	7-5	2-3	42,719	3,286
05-06	26-5	13-0	10-4	3-1	39,852	3,066
06-07	17-13	7-6	9-5	1-2	33,176	2,552
07-08	16-15	8-6	6-8	2-1	30,514	2,180
08-09	21-13	13-3	6-10	2-0	34,802	2,175
09-10	23-9	9-4	11-5	3-0	32,450	2,319
10-11	24-8	13-1	9-4	2-3	31,611	2,258
11-12	17-15	7-6	6-5	4-4	45,161	3,474
12-13	14-17	9-5	4-10	1-2	33,260	2,376
13-14	12-20	8-7	2-12	2-1	28,776	1,918
14-15	16-15	7-4	7-10	2-1	22,672	2,061
15-16	14-16	9-6	4-8	1-2	29,306	1,954
16-17	18-14	10-5	7-8	1-1	28,868	1,925
17-18	19-12	12-5	6-5	1-2	39,497	2,323
18-19	14-16	8-5	5-9	1-2	21,528	1,656
19-20	15-15	11-6	3-9	1-0	28,449	1,673
20-21	14-10	8-4	5-5	1-1	14,400	1,200
21-22	21-12	12-3	6-8	3-1	23,715	1,581
22-23	19-12	10-5	7-5	2-2	21,655	1,443
<b>Totals</b>	<b>1193-387</b>	<b>603-107</b>	<b>407-205</b>	<b>183-75</b>	<b>1,658,812</b>	<b>2,336</b>

\*\* Memorial Gym

90-6 Memorial Gym  
513-101 TAC



# AUTUMN SMITH

SOPHOMORE / GUARD  
5-6 / ARLINGTON, TEXAS  
MARTIN HS

# 1

## SEASON HIGHS

**Points**  
4 vs. Central Baptist (11/7)  
**Field Goals**  
2 vs. Central Baptist (11/7)  
**Field Goal Attempts**  
3 vs. Central Baptist (11/7)  
**3-Point Field Goals**  
None  
**3-Point Field Goal Attempts**  
1 vs. Central Baptist (11/7)  
**Rebounds**  
1 (2x) vs. Stetson (2/25)  
**Assists**  
2 vs. Illinois State (11/26)  
**Blocks**  
None  
**Steals**  
1 vs. Central Baptist (11/7)  
**Minutes**  
7 vs. Illinois State (11/26)

## CAREER HIGHS

**Points**  
4 (2x) last vs. Central Baptist (11/7/22)  
**Field Goals**  
2 (2x) vs. Central Baptist (11/7/22)  
**Field Goal Attempts**  
4 vs. LSU-Alexandria (11/12/21)  
**3-Point Field Goals**  
Same  
**3-Point Field Goal Attempts**  
1 (3x) last vs. Central Baptist (11/7/22)  
**Rebounds**  
1 (6x) last vs. Stetson (11/25)  
**Assists**  
2 vs. Illinois State (11/26)  
**Blocks**  
None  
**Steals**  
2 (2x) last vs. Nicholls (11/22/21)  
**Minutes**  
11 vs. LSU-Alexandria (11/12/21)

## GAME-BY-GAME STATS

DATE	OPPONENT	GP-GS	MIN	FG	3FG	FT	O-D-T	PF	A	TO	B	S	TP
Nov. 7	CENTRAL BAPTIST	1-0	4	2-3	0-1	0-0	0-1-1	0	1	0	0	1	4
Nov. 10	ARKANSAS STATE												Did Not Play
Nov. 13	at ULM												Did Not Play
Nov. 22	at SMU												Did Not Play
Nov. 25	Stetson^	1-0	2	0-1	0-0	0-0	0-1-1	0	0	0	0	0	0
Nov. 26	Illinois State^	1-0	7	1-1	0-0	0-0	0-0-0	0	2	1	0	0	2
Nov. 27	George Washington^	1-0	2	0-0	0-0	2-2	0-0-0	1	0	0	0	0	2
Dec. 3	ALCORN STATE												Did Not Play
Dec. 8	VANDERBILT												Did Not Play
Dec. 12	SOUTH ALABAMA	1-0	3	1-1	0-0	0-0	0-0-0	1	0	1	0	0	2
Dec. 18	UTEP*	1-0	1	0-0	0-0	0-0	0-0-0	2	0	0	0	0	0
Dec. 29	at UTSA*												Did Not Play
Dec. 31	CHARLOTTE*												Did Not Play
Jan. 5	RICE*												Did Not Play
Jan. 7	at UTEP*												Did Not Play
Jan. 11	NORTH TEXAS*	1-0	1	0-0	0-0	2-2	0-0-0	1	0	0	0	0	2
Jan. 14	at UAB*												Did Not Play
Jan. 19	at WKU*												Did Not Play
Jan. 21	at Middle Tennessee*												Did Not Play
Jan. 26	UAB*												Did Not Play
Jan. 28	UTSA*												Did Not Play
Feb. 2	at Rice*												Did Not Play
Feb. 9	FIU*												Did Not Play
Feb. 11	FAU*												Did Not Play
Feb. 16	at North Texas*	1-0	2	0-0	0-0	0-0	0-0-0	0	0	0	0	0	0
Feb. 18	at Charlotte*												Did Not Play
Feb. 23	WKU*												Did Not Play
Feb. 25	MIDDLE TENNESSEE*												Did Not Play
Mar. 2	at FIU*												Did Not Play
Mar. 4	at FAU*												Did Not Play
Mar. 9	UTEP												Did Not Play
Mar. 16.	at Arkansas												Did Not Play



## CAREER STATS

YEAR	GP	GS	MIN	AVG.	FG	FGA	PCT.	3FG	3FGA	PCT.	FT	FTA	PCT.	Rebounds			AVG	PF	FO	A	TO	BLK	STL	PTS	AVG
														OFF	DEF	TOTAL									
2021-22	15	0	46	3.0	3	8	.375	0	2	.000	0	0	.000	0	4	4	0.3	6	0	3	3	0	8	6	0.4
2022-23	8	0	22	2.7	4	6	.667	0	1	.000	2	2	1.000	0	2	2	0.3	5	0	3	2	0	1	10	1.3
<b>Total</b>	<b>23</b>	<b>0</b>	<b>67</b>	<b>2.9</b>	<b>7</b>	<b>14</b>	<b>.500</b>	<b>0</b>	<b>3</b>	<b>.000</b>	<b>2</b>	<b>2</b>	<b>1.000</b>	<b>0</b>	<b>6</b>	<b>6</b>	<b>0.3</b>	<b>11</b>	<b>0</b>	<b>6</b>	<b>5</b>	<b>0</b>	<b>9</b>	<b>16</b>	<b>0.7</b>



KEIUNNA  
**WALKER**

SENIOR / GUARD  
5-6 / LONOKE, ARK.  
LONOKE HS

**2**

### SEASON HIGHS

**Points**  
30 at FAU (3/4)  
**Field Goals**  
12 at FAU (3/4)  
**Field Goal Attempts**  
18 (3x) last at Charlotte (2/18)  
**3-Point Field Goals**  
3 at UTEP (1/7)  
**3-Point Field Goal Attempts**  
6 vs. UTSA (1/28)  
**Rebounds**  
14 at Charlotte (2/18)  
**Assists**  
6 vs. FAU (2/11)  
**Blocks**  
1 (3x) last at UAB (1/14)  
**Steals**  
3 (4x) last vs. at Rice (2/2)  
**Minutes**  
45 at Charlotte (2/18)

### CAREER HIGHS

**Points**  
32 at UTEP (2/17/22)  
**Field Goals**  
12 (2x) last at FAU (3/4/23)  
**Field Goal Attempts**  
30 vs. Rice (2/24/22)  
**3-Point Field Goals**  
3 (2x) last at UTEP (1/7)  
**3-Point Field Goal Attempts**  
6 (3x) last vs. UTSA (1/28)  
**Rebounds**  
15 vs. Rice (2/24/22)  
**Assists**  
10 vs. Rice (2/24/22)  
**Blocks**  
2 vs. Sam Houston (12/10/21)  
**Steals**  
6 vs UTEP (2/17/22)  
**Minutes**  
49 vs. Rice (2/24/22)

### GAME-BY-GAME STATS

DATE	OPPONENT	GP-GS	MIN	FG	3FG	FT	O-D-T	PF	A	TO	B	S	TP
Nov. 7	CENTRAL BAPTIST	1-1	26	7-13	0-3	3-4	0-4-4	3	2	5	0	1	17
Nov. 10	ARKANSAS STATE	1-1	22	4-10	0-0	0-0	1-0-1	2	2	3	0	0	8
Nov. 13	at ULM	1-1	25	5-17	1-1	2-2	2-3-5	4	3	1	1	1	13
Nov. 22	at SMU	1-1	22	8-15	2-3	4-4	0-2-2	3	1	1	1	0	22
Nov. 25	Stetson^	1-1	27	7-15	0-1	4-9	0-5-5	2	5	3	0	0	18
Nov. 26	Illinois State^	1-1	22	1-11	0-3	2-4	0-0-0	0	0	2	0	1	4
Nov. 27	George Washington ^	1-1	33	4-14	0-1	12-13	1-2-3	2	3	2	0	2	20
Dec. 3	ALCORN STATE	1-1	36	4-10	1-1	8-9	0-7-7	0	2	6	0	3	17
Dec. 8	VANDERBILT	1-1	24	6-10	0-0	6-9	0-5-5	4	1	2	0	3	18
Dec. 12	SOUTH ALABAMA	1-1	24	3-9	0-0	7-8	0-1-1	1	1	4	0	0	13
Dec. 18	UTEP*	1-1	26	3-9	0-0	6-9	1-2-3	2	1	3	0	0	12
Dec. 29	at UTSA*	1-1	30	7-15	0-1	6-7	0-2-2	1	2	0	0	0	20
Dec. 31	CHARLOTTE*	1-1	31	3-9	0-1	5-7	0-4-4	2	3	2	0	0	11
Jan. 5	RICE*	1-1	34	9-18	2-3	6-6	0-7-7	4	1	2	0	1	26
Jan. 7	at UTEP*	1-1	23	8-13	3-4	5-6	0-2-2	4	3	6	0	2	24
Jan. 11	NORTH TEXAS*	1-1	32	9-17	0-0	5-7	0-0-0	3	2	2	0	0	23
Jan. 14	at UAB*	1-1	29	6-16	1-3	13-16	1-4-5	4	0	1	1	1	26
Jan. 19	at WKU*	1-1	28	5-16	1-4	5-5	0-5-5	4	0	2	0	1	16
Jan. 21	at Middle Tennessee*	1-1	24	6-10	2-3	0-0	0-2-2	3	1	3	0	0	14
Jan. 26	UAB*	1-1	25	6-11	1-2	5-6	0-7-7	4	2	4	0	2	18
Jan. 28	UTSA*	1-1	36	8-18	2-6	4-5	0-3-3	2	3	3	0	3	22
Feb. 2	at Rice*	1-1	16	6-10	0-3	2-2	0-2-2	5	0	2	0	3	14
Feb. 9	FIU*	1-1	34	7-15	1-3	2-4	2-7-9	1	1	4	0	0	17
Feb. 11	FAU*	1-1	37	6-16	0-2	10-10	0-6-6	2	6	5	0	1	22
Feb. 16	at North Texas*	1-1	35	6-16	0-1	3-8	0-9-9	0	3	2	1	1	15
Feb. 18	at Charlotte*	1-1	45	6-18	0-2	15-17	2-12-14	3	5	6	0	2	27
Feb. 23	WKU*	1-1	29	5-12	0-3	3-4	0-9-9	3	4	6	0	2	13
Feb. 25	MIDDLE TENNESSEE*	1-1	22	7-16	1-3	4-4	0-3-3	3	0	1	0	1	19
Mar. 2	at FIU*	1-1	30	4-11	0-1	10-17	1-5-6	2	2	2	0	0	18
Mar. 4	at FAU*	1-1	31	13-25	2-4	2-4	0-5-5	1	2	0	0	1	30
Mar. 9	UTEP	1-1	28	4-13	2-2	9-9	0-5-5	3	0	4	0	0	19
Mar. 16.	at Arkansas												



### CAREER STATS

YEAR	GP	GS	MIN	AVG.	FG	FGA	PCT.	3FG	3FGA	PCT.	FT	FTA	PCT.	Rebounds			PF	FO	A	TO	BLK	STL	PTS	AVG	
														OFF	DEF	TOTAL									
2018-19	23	0	214	9.3	29	85	.341	3	15	.200	16	28	.571	12	15	27	1.2	29	0	6	23	2	9	77	3.3
2019-20	29	27	727	25.1	105	262	.401	11	48	.229	95	130	.731	27	65	92	3.2	63	2	36	42	2	44	316	10.9
2020-21	24	23	701	29.2	132	345	.383	13	48	.271	108	152	.711	18	80	98	4.1	78	3	35	49	3	20	385	16.0
2021-22	33	33	1066	32.3	217	508	.427	17	63	.270	174	228	.763	23	121	144	4.4	87	1	88	87	3	60	625	18.9
2022-23	31	31	895	28.9	183	428	.428	22	64	.344	168	215	.781	11	130	141	4.5	77	1	61	88	3	34	556	17.9
<b>Total</b>	<b>140</b>	<b>114</b>	<b>3603</b>	<b>25.7</b>	<b>666</b>	<b>1628</b>	<b>.409</b>	<b>66</b>	<b>238</b>	<b>.277</b>	<b>561</b>	<b>753</b>	<b>.745</b>	<b>91</b>	<b>411</b>	<b>502</b>	<b>3.6</b>	<b>334</b>	<b>7</b>	<b>226</b>	<b>289</b>	<b>13</b>	<b>167</b>	<b>1959</b>	<b>14.0</b>



**ROBYN  
LEE**

SOPHOMORE / GUARD  
5-8 / MOSS POINT, MISS.  
MOSS POINT HS

**3**

### SEASON HIGHS

**Points**  
20 vs. UAB (1/26)  
**Field Goals**  
8 vs. UAB (1/26)  
**Field Goal Attempts**  
14 vs. Middle Tennessee (2/25)  
**3-Point Field Goals**  
1 vs. Middle Tennessee (2/25)  
**3-Point Field Goal Attempts**  
1 vs. Central Baptist (11/7)  
**Rebounds**  
6 at UAB (1/14)  
**Assists**  
4 vs. South Alabama (12/12)  
**Blocks**  
None  
**Steals**  
2 (2x) last vs. North Texas (1/11)  
**Minutes**  
25 at UAB (1/14)

### CAREER HIGHS

**Points**  
20 vs. UAB (1/26/23)  
**Field Goals**  
8 vs. UAB (1/26/23)  
**Field Goal Attempts**  
14 (2x) last vs. Middle Tennessee (2/25/23)  
**3-Point Field Goals**  
2 (2x) last vs. FIU (2/5/22)  
**3-Point Field Goal Attempts**  
2 (2x) last vs. FIU (2/5/22)  
**Rebounds**  
7 vs. Mississippi Valley (12/5/21)  
**Assists**  
4 (2x) last vs. South Alabama (12/12/22)  
**Blocks**  
1 vs. Sam Houston (12/10/21)  
**Steals**  
3 (2x) last vs. UAB (3/5/22)  
**Minutes**  
34 vs. Sam Houston (12/10/21)

### GAME-BY-GAME STATS

DATE	OPPONENT	GP-GS	MIN	FG	3FG	FT	O-D-T	PF	A	TO	B	S	TP
Nov. 7	CENTRAL BAPTIST	1-0	15	4-6	0-1	3-5	1-4-5	4	0	1	0	0	11
Nov. 10	ARKANSAS STATE	1-0	8	1-1	0-0	0-0	0-1-1	4	0	2	0	0	2
Nov. 13	at ULM	1-0	19	4-7	0-0	2-4	2-3-5	0	3	1	0	1	10
Nov. 22	at SMU	1-0	21	1-3	0-0	1-2	1-1-2	1	1	0	0	1	3
Nov. 25	Stetson^	1-0	17	1-3	0-0	2-2	1-0-1	2	0	1	0	2	4
Nov. 26	Illinois State^	1-0	16	3-4	0-0	0-0	0-2-2	2	2	1	0	0	6
Nov. 27	George Washington ^	1-0	21	3-3	0-0	1-1	0-2-2	1	2	2	0	1	7
Dec. 3	ALCORN STATE	1-0	7	0-0	0-0	0-0	1-0-1	3	2	2	0	0	0
Dec. 8	VANDERBILT	1-0	7	0-0	0-0	0-0	0-1-1	2	0	1	0	0	0
Dec. 12	SOUTH ALABAMA	1-0	23	5-6	0-0	6-7	0-1-1	3	4	0	0	0	16
Dec. 18	UTEP*	1-0	15	3-4	0-0	0-2	0-3-3	1	1	0	0	1	6
Dec. 29	at UTSA*	1-0	10	0-0	0-0	0-0	0-2-2	0	1	3	0	0	0
Dec. 31	CHARLOTTE*	1-0	7	0-2	0-0	0-0	0-0-0	0	1	2	0	1	0
Jan. 5	RICE*	1-0	9	1-2	0-0	0-0	0-1-1	2	1	0	0	0	2
Jan. 7	at UTEP*	1-0	4	0-0	0-0	0-0	0-0-0	1	0	1	0	0	0
Jan. 11	NORTH TEXAS*	1-0	17	6-7	0-0	4-4	1-0-1	2	3	1	0	2	16
Jan. 14	at UAB*	1-0	25	6-9	0-0	0-1	1-5-6	3	1	0	0	0	12
Jan. 19	at WKU*	1-0	24	3-8	0-2	1-1	0-2-2	4	3	3	0	0	7
Jan. 21	at Middle Tennessee*	1-0	17	2-7	0-1	2-2	0-2-2	0	2	0	0	0	6
Jan. 26	UAB*	1-0	27	8-12	0-0	4-5	2-1-3	2	1	3	0	0	20
Jan. 28	UTSA*	1-0	15	3-4	0-0	0-0	0-2-2	1	1	0	0	0	6
Feb. 2	at Rice*	1-1	20	4-9	0-0	2-3	1-2-3	2	2	2	0	1	10
Feb. 9	FIU*	1-0	14	3-4	0-0	3-3	1-0-1	3	2	1	0	0	9
Feb. 11	FAU*	1-0	11	1-3	0-0	0-0	1-1-2	1	0	0	0	0	2
Feb. 16	at North Texas*	1-0	18	2-6	0-0	2-2	0-3-3	3	1	0	0	0	6
Feb. 18	at Charlotte*	1-0	14	2-6	0-1	0-0	0-0-0	1	0	0	0	0	4
Feb. 23	WKU*	1-0	13	2-3	0-0	0-2	0-1-1	2	0	3	0	0	4
Feb. 25	MIDDLE TENNESSEE*	1-0	24	4-14	1-3	5-8	1-2-3	1	1	1	0	1	14
Mar. 2	at FIU*	1-0	16	4-10	0-0	0-0	1-2-3	2	0	0	0	0	8
Mar. 4	at FAU*	1-0	14	3-6	0-1	0-0	0-3-3	1	1	4	0	0	6
Mar. 9	UTEP	1-0	16	1-6	0-0	0-0	0-5-5	4	1	0	0	0	2
Mar. 16.	at Arkansas												



### CAREER STATS

YEAR	GP	GS	MIN	AVG.	FG	FGA	PCT.	3FG	3FGA	PCT.	FT	FTA	PCT.	Rebounds			AVG	PF	FO	A	TO	BLK	STL	PTS	AVG
														OFF	DEF	TOTAL									
2020-21	18	0	129	7.2	18	50	.360	3	9	.333	9	18	.500	1	8	9	0.5	12	0	1	16	0	1	48	2.7
2021-22	33	10	575	17.4	66	164	.402	13	42	.310	36	52	.692	28	50	78	2.4	45	1	26	31	1	19	181	5.5
2022-23	31	1	484	15.6	80	155	.516	1	9	.111	38	54	.704	15	52	67	2.2	58	0	37	37	0	11	199	6.4
<b>Total</b>	<b>82</b>	<b>11</b>	<b>1187</b>	<b>14.5</b>	<b>164</b>	<b>369</b>	<b>.444</b>	<b>17</b>	<b>60</b>	<b>.283</b>	<b>83</b>	<b>124</b>	<b>.669</b>	<b>44</b>	<b>110</b>	<b>154</b>	<b>1.9</b>	<b>115</b>	<b>1</b>	<b>64</b>	<b>84</b>	<b>1</b>	<b>31</b>	<b>428</b>	<b>5.2</b>



**LOTTE  
SANT**

JUNIOR / GUARD

6-1 / AMSTERDAM, THE NETHERLANDS

GALANDLYCEUM HS

**4**

### SEASON HIGHS

**Points**  
17 vs. North Texas (1/11)

**Field Goals**  
6 vs. North Texas (1/11)

**Field Goal Attempts**  
12 at Charlotte (2/18)

**3-Point Field Goals**  
5 (2x) last vs. North Texas (1/11)

**3-Point Field Goal Attempts**  
11 (2x) last vs. UTEP (3/9)

**Rebounds**  
5 (3x) last vs. WKU (2/23)

**Assists**  
3 (3x) last vs. FAU (2/11)

**Blocks**  
1 vs. Vanderbilt (12/8)

**Steals**  
3 vs. North Texas (1/11)

**Minutes**  
44 at Charlotte (2/18)

### CAREER HIGHS

**Points**  
17 vs. North Texas (1/11/23)

**Field Goals**  
6 vs. North Texas (1/11)

**Field Goal Attempts**  
12 at Charlotte (2/18/23)

**3-Point Field Goals**  
5 (2x) last vs. North Texas (1/11/23)

**3-Point Field Goal Attempts**  
11 (2x) last vs. UTEP (3/9/23)

**Rebounds**  
7 (2x) last at UTSA (3/5/20)

**Assists**  
4 (2x) last vs. UTSA (1/9/20)

**Blocks**  
2 vs. Houston (3/17/22)

**Steals**  
3 vs. North Texas (1/11)

**Minutes**  
44 at Charlotte (2/18/23)

### GAME-BY-GAME STATS

DATE	OPPONENT	GP-GS	MIN	FG	3FG	FT	O-D-T	PF	A	TO	B	S	TP
Nov. 7	CENTRAL BAPTIST	1-0	8	0-1	0-1	0-0	0-1-1	1	0	2	0	0	0
Nov. 10	ARKANSAS STATE	1-0	11	2-3	1-2	0-0	1-0-1	1	0	0	0	1	5
Nov. 13	at ULM	1-0	16	1-4	1-4	0-0	1-1-2	0	2	0	0	0	3
Nov. 22	at SMU	1-0	10	0-2	0-2	2-2	0-1-1	1	0	0	0	1	2
Nov. 25	Stetson^	1-0	23	3-7	3-7	2-2	0-1-1	2	0	1	0	1	11
Nov. 26	Illinois State^	1-0	13	0-0	0-0	0-0	1-0-1	0	1	0	0	0	0
Nov. 27	George Washington ^	1-0	20	2-6	1-5	0-0	1-1-2	0	0	2	0	0	5
Dec. 3	ALCORN STATE	1-0	23	4-8	3-6	2-2	1-1-2	1	3	0	0	0	13
Dec. 8	VANDERBILT	1-0	32	1-7	1-6	2-2	1-1-2	2	0	0	1	0	5
Dec. 12	SOUTH ALABAMA	1-0	15	0-1	0-1	0-0	0-4-4	0	0	0	0	0	0
Dec. 18	UTEP*	1-0	17	2-2	2-2	0-0	0-2-2	0	0	1	0	0	6
Dec. 29	at UTSA*	1-0	29	5-6	5-6	0-0	1-3-4	1	0	1	0	0	15
Dec. 31	CHARLOTTE*	1-0	27	1-6	1-5	1-2	2-0-2	1	1	3	0	0	4
Jan. 5	RICE*	1-0	32	3-8	3-7	0-0	0-1-1	3	3	2	0	0	9
Jan. 7	at UTEP*	1-0	25	2-3	2-3	0-0	1-1-2	1	0	0	0	0	6
Jan. 11	NORTH TEXAS*	1-0	31	6-7	5-6	0-0	0-5-5	1	2	0	0	3	17
Jan. 14	at UAB*	1-0	26	1-1	1-1	0-0	0-1-1	2	0	0	0	0	3
Jan. 19	at WKU*	1-0	21	1-4	1-4	0-0	0-0-0	2	0	2	0	1	3
Jan. 21	at Middle Tennessee*	1-0	33	2-2	2-2	0-0	0-1-1	1	0	0	0	0	6
Jan. 26	UAB*	1-0	32	0-1	0-0	0-0	0-3-3	1	1	1	0	0	0
Jan. 28	UTSA*	1-0	35	2-3	2-3	0-0	0-2-2	1	0	0	0	0	6
Feb. 2	at Rice*	1-1	38	2-6	2-6	0-0	0-2-2	2	0	1	0	0	6
Feb. 9	FIU*	1-1	29	2-6	2-6	0-0	2-2-4	1	1	1	0	1	6
Feb. 11	FAU*	1-1	33	3-5	3-5	0-0	1-2-3	0	3	1	0	0	9
Feb. 16	at North Texas*	1-1	30	3-6	3-6	1-2	0-2-2	0	0	2	1	1	10
Feb. 18	at Charlotte*	1-1	44	4-12	4-11	1-1	1-4-5	1	0	0	0	0	13
Feb. 23	WKU*	1-1	34	4-6	3-5	0-0	3-2-5	3	0	3	0	0	11
Feb. 25	MIDDLE TENNESSEE*	1-1	32	0-3	0-3	0-0	0-0-0	2	0	0	0	0	0
Mar. 2	at FIU*	1-1	35	1-3	1-3	2-2	1-3-4	3	2	1	0	0	5
Mar. 4	at FAU*	1-1	32	1-7	1-7	0-0	0-3-3	1	0	2	0	0	3
Mar. 9	UTEP	1-1	36	2-11	2-11	0-0	1-3-4	1	1	0	0	0	6
Mar. 16.	at Arkansas												



### CAREER STATS

YEAR	GP	GS	MIN	AVG.	FG	FGA	PCT.	3FG	3FGA	PCT.	FT	FTA	PCT.	Rebounds			AVG	PF	FO	A	TO	BLK	STL	PTS	AVG
														OFF	DEF	TOTAL									
2019-20	30	11	643	21.4	52	137	.380	38	108	.352	10	14	.714	25	44	69	2.3	14	0	28	25	2	7	152	5.1
2020-21	24	23	633	26.4	24	104	.231	20	93	.215	6	8	.750	15	40	65	2.7	24	0	21	11	3	9	74	3.1
2021-22	33	0	657	19.9	39	112	.348	29	91	.319	15	16	.938	31	43	74	2.2	34	0	28	16	6	14	122	3.7
2022-23	31	10	821	26.5	60	147	.408	55	136	.404	13	15	.867	19	53	72	2.3	36	0	20	26	2	9	188	6.1
<b>Total</b>	<b>118</b>	<b>44</b>	<b>2757</b>	<b>23.4</b>	<b>175</b>	<b>500</b>	<b>.350</b>	<b>142</b>	<b>428</b>	<b>.332</b>	<b>44</b>	<b>53</b>	<b>.830</b>	<b>100</b>	<b>180</b>	<b>280</b>	<b>2.4</b>	<b>108</b>	<b>0</b>	<b>97</b>	<b>78</b>	<b>13</b>	<b>39</b>	<b>536</b>	<b>4.5</b>



**SALMA  
BATES**

JUNIOR / GUARD

5-7 / KENNER, LA.

JOHN CURTIS HS / TULANE

**10**

**SEASON HIGHS**

- Points**  
17 vs. Arkansas State (11/10)
- Field Goals**  
5 (3x) last at UTEP (1/7)
- Field Goal Attempts**  
11 at UTSA (12/29)
- 3-Point Field Goals**  
2 (4x) last at UTEP (1/7)
- 3-Point Field Goal Attempts**  
6 (3x) last at Charlotte (2/18)
- Rebounds**  
6 (2x) last at UTSA (12/29)
- Assists**  
7 at Rice (2/2)
- Blocks**  
2 at UTEP (1/7)
- Steals**  
3 at SMU (11/22)
- Minutes**  
45 at Charlotte (2/18)

**CAREER HIGHS**

- Points**  
17 (2x) last vs. Arkansas State (11/10)
- Field Goals**  
7 vs. Tulsa (2/10/21)
- Field Goal Attempts**  
14 at Colorado (11/27/21)
- 3-Point Field Goals**  
4 (2x) last at UL-Louisiana (12/19/21)
- 3-Point Field Goal Attempts**  
10 at UL-Louisiana (12/19/21)
- Rebounds**  
10 vs. Tulsa (2/10/21)
- Assists**  
7 (2x) last at Rice (2/2)
- Blocks**  
2 (2x) last at UTEP (1/7/23)
- Steals**  
5 (2x) last vs. Nicholls (11/25/20)
- Minutes**  
45 at Charlotte (2/18/23)

**GAME-BY-GAME STATS**

DATE	OPPONENT	GP-GS	MIN	FG	3FG	FT	O-D-T	PF	A	TO	B	S	TP
Nov. 7	CENTRAL BAPTIST	1-1	26	1-5	0-2	0-0	0-2-2	0	6	0	0	1	2
Nov. 10	ARKANSAS STATE	1-1	35	5-10	2-4	5-11	2-3-5	0	4	3	0	1	17
Nov. 13	at ULM	1-1	3	1-2	0-0	0-0	0-1-1	0	1	0	0	1	2
Nov. 22	at SMU	1-1	33	3-6	1-1	0-0	0-5-5	0	2	4	0	3	7
Nov. 25	Stetson^	1-1	25	1-2	1-2	0-0	0-3-3	3	5	2	1	2	3
Nov. 26	Illinois State^	1-1	23	0-4	0-3	0-0	0-3-3	3	1	4	0	0	0
Nov. 27	George Washington ^	1-1	32	3-4	0-0	1-2	0-1-1	2	2	1	1	0	7
Dec. 3	ALCORN STATE	1-1	30	2-2	0-0	6-6	0-3-3	4	3	3	1	0	10
Dec. 8	VANDERBILT	1-1	41	0-4	0-2	3-4	3-3-6	1	6	5	1	1	3
Dec. 12	SOUTH ALABAMA	1-1	18	1-5	0-1	2-2	0-0-0	3	3	1	0	2	4
Dec. 18	UTEP*	1-1	28	2-4	0-1	0-0	0-1-1	3	4	6	1	1	4
Dec. 29	at UTSA*	1-1	39	4-11	2-6	2-2	0-6-6	1	4	6	0	0	12
Dec. 31	CHARLOTTE*	1-1	37	4-10	1-3	0-1	1-2-3	3	4	1	0	1	9
Jan. 5	RICE*	1-1	37	5-8	2-3	3-3	0-3-3	1	5	1	0	1	15
Jan. 7	at UTEP*	1-1	36	5-9	2-5	2-2	0-3-2	2	4	5	2	2	14
Jan. 11	NORTH TEXAS*	1-1	36	4-4	1-1	3-4	0-4-4	3	3	2	1	1	12
Jan. 14	at UAB*	1-1	36	3-9	0-4	0-1	0-5-5	1	2	2	0	0	6
Jan. 19	at WKU*	1-1	13	0-1	0-1	0-0	0-0-0	0	1	1	0	2	0
Jan. 21	at Middle Tennessee*	1-1	38	2-10	2-6	2-2	0-4-4	0	4	0	0	0	8
Jan. 26	UAB*	1-1	24	2-5	0-1	0-0	0-1-1	2	3	1	0	0	4
Jan. 28	UTSA*	1-1	33	1-6	1-5	0-0	0-2-2	0	4	2	0	0	3
Feb. 2	at Rice*	1-1	34	2-7	0-2	3-5	0-3-3	3	7	6	0	1	7
Feb. 9	FIU*	1-1	36	4-8	0-0	5-6	0-3-3	2	5	2	0	2	13
Feb. 11	FAU*	1-1	29	1-3	0-1	0-0	0-1-1	3	2	2	0	0	2
Feb. 16	at North Texas*	1-1	32	1-6	1-3	2-2	1-4-5	3	2	4	0	0	5
Feb. 18	at Charlotte*	1-1	45	1-6	1-5	3-4	3-3-6	1	4	0	0	2	6
Feb. 23	WKU*	1-1	33	3-5	1-2	0-2	1-0-1	2	5	5	0	1	7
Feb. 25	MIDDLE TENNESSEE*	1-1	34	0-2	0-1	0-0	0-5-5	1	3	2	0	0	0
Mar. 2	at FIU*	1-1	34	5-8	2-4	1-2	1-4-5	1	2	8	0	0	13
Mar. 4	at FAU*	1-1	32	2-4	0-0	0-0	1-3-4	2	4	2	0	0	4
Mar. 9	UTEP	1-1	35	2-5	0-0	0-0	1-4-5	1	4	7	1	2	4
Mar. 16.	at Arkansas												



**CAREER STATS**

YEAR	GP	GS	MIN	AVG.	FG	FGA	PCT.	3FG	3FGA	PCT.	FT	FTA	PCT.	Rebounds			AVG	PF	FO	A	TO	BLK	STL	PTS	AVG
														OFF	DEF	TOTAL									
2019-20*	19	2	214	11.3	15	50	.300	7	24	.292	8	15	.533	6	10	16	0.8	7	0	33	21	0	7	45	2.4
2020-21*	27	2	461	17.1	47	108	.435	15	44	.341	18	35	.514	5	46	51	1.9	17	0	56	45	2	13	127	4.7
2021-22	33	33	1070	32.4	93	234	.397	29	88	.330	46	69	.677	5	88	93	2.8	44	0	101	91	9	46	261	7.9
2022-23	31	30	969	31.3	70	175	.400	20	69	.290	43	61	.705	14	85	99	3.2	51	0	109	88	9	27	203	6.5
<b>Total</b>	<b>109</b>	<b>67</b>	<b>2709</b>	<b>24.8</b>	<b>225</b>	<b>567</b>	<b>.397</b>	<b>71</b>	<b>225</b>	<b>.316</b>	<b>115</b>	<b>180</b>	<b>.639</b>	<b>30</b>	<b>229</b>	<b>259</b>	<b>2.4</b>	<b>119</b>	<b>0</b>	<b>299</b>	<b>245</b>	<b>20</b>	<b>93</b>	<b>636</b>	<b>5.8</b>

\*Tulane Stats



**GABBIE GREEN**

**12**

GRADUATE / GUARD

5-7 / BELLVILLE, TEXAS

BELLVILLE HS / PITTSBURGH / SOUTH PLAINS CC

**SEASON HIGHS**

- Points**  
14 vs. WKU (2/23)
- Field Goals**  
4 vs. WKU (2/23)
- Field Goal Attempts**  
11 vs. WKU (2/23)
- 3-Point Field Goals**  
4 vs. WKU (2/23)
- 3-Point Field Goal Attempts**  
11 vs. WKU 2/23
- Rebounds**  
8 (2x) last vs. Vanderbilt (12/8)
- Assists**  
3 (2x) last at ULM (11/13)
- Blocks**  
None
- Steals**  
2 at ULM (11/13)
- Minutes**  
38 vs. Arkansas State (11/10)

**CAREER HIGHS**

- Points**  
23 vs. Miami (OH) (12/17/19)
- Field Goals**  
10 vs. Miami (OH) (12/17/19)
- Field Goal Attempts**  
23 at Clemson (1/16/20)
- 3-Point Field Goals**  
5 (2x) Louisville (2/18/21)
- 3-Point Field Goal Attempts**  
16 at Clemson (1/16/20)
- Rebounds**  
10 vs. Duquesne (11/23/19)
- Assists**  
3 (5x) last at ULM (11/13)
- Blocks**  
None
- Steals**  
4 at UCF (11/6/19)
- Minutes**  
41 at Clemson (1/16/20)

**GAME-BY-GAME STATS**

DATE	OPPONENT	GP-GS	MIN	FG	3FG	FT	O-D-T	PF	A	TO	B	S	TP
Nov. 7	CENTRAL BAPTIST	1-1	23	0-7	0-5	0-0	0-1-1	3	0	3	0	0	0
Nov. 10	ARKANSAS STATE	1-1	38	2-9	1-7	0-0	1-7-8	1	3	2	0	1	5
Nov. 13	at ULM	1-1	29	0-8	0-3	0-0	3-3-6	3	3	3	0	2	0
Nov. 22	at SMU	1-0	11	1-2	1-2	0-0	1-0-1	1	0	0	0	0	3
Nov. 25	Stetson^	1-0	12	0-2	0-1	0-0	0-1-1	2	2	2	0	0	0
Nov. 26	Illinois State^	1-0	14	3-4	1-2	4-5	0-2-2	0	0	2	0	0	11
Nov. 27	George Washington ^	1-0	4	0-1	0-0	0-0	0-0-0	0	1	0	0	0	0
Dec. 3	ALCORN STATE	1-0	3	0-2	0-2	0-0	0-0-0	0	0	0	0	0	0
Dec. 8	VANDERBILT	1-0	19	3-6	3-3	0-0	1-7-8	1	0	0	0	0	9
Dec. 12	SOUTH ALABAMA	1-0	15	1-2	1-2	0-0	0-3-3	1	2	1	0	0	3
Dec. 18	UTEP*	1-0	26	3-7	3-5	0-0	0-1-1	2	1	0	0	0	9
Dec. 29	at UTSA*	1-0	6	0-1	0-1	0-0	0-2-2	0	1	1	0	0	0
Dec. 31	CHARLOTTE*	1-0	21	1-7	1-7	0-0	0-4-4	2	1	0	0	1	3
Jan. 5	RICE*	1-0	22	2-3	2-3	0-0	1-0-1	0	1	0	0	0	6
Jan. 7	at UTEP*	1-0	16	1-1	1-1	0-0	0-1-1	4	1	3	0	0	3
Jan. 11	NORTH TEXAS*	1-0	3	0-0	0-0	0-0	0-0-0	0	0	0	0	0	0
Jan. 14	at UAB*	1-0	6	0-2	0-2	0-0	0-0-0	1	0	0	1	0	0
Jan. 19	at WKU	1-0	16	1-5	1-5	0-0	0-2-2	2	1	0	0	0	3
Jan. 21	at Middle Tennessee*	1-0	1	0-0	0-0	0-0	0-0-0	0	0	0	0	0	0
Jan. 26	UAB*	1-0	11	1-2	1-2	0-0	0-1-1	1	0	1	0	0	3
Jan. 28	UTSA*	1-0	4	1-1	1-1	0-0	0-1-1	0	0	1	0	0	3
Feb. 2	at Rice*	1-0	7	0-0	0-0	0-0	0-0-0	0	0	0	0	0	0
Feb. 9	FIU*	1-0	6	0-0	0-0	1-3	0-0-0	1	1	2	0	0	1
Feb. 11	FAU*	1-0	10	1-2	1-2	2-2	0-0-0	2	0	0	0	0	5
Feb. 16	at North Texas*	1-0	8	0-1	0-1	0-0	0-0-0	0	0	0	0	0	0
Feb. 18	at Charlotte*	1-0	21	2-4	2-4	0-0	0-1-1	4	0	0	0	0	6
Feb. 23	WKU*	1-0	25	4-11	4-11	2-2	0-4-4	3	0	1	0	0	14
Feb. 25	MIDDLE TENNESSEE*	1-0	26	0-0	0-0	0-0	2-2-4	2	2	0	0	1	0
Mar. 2	at FIU*	1-0	11	3-5	2-5	0-0	0-2-2	1	1	1	0	0	9
Mar. 4	at FAU*	1-0	16	1-4	1-4	3-3	1-0-1	0	1	1	0	0	6
Mar. 9	UTEP	1-0	11	2-4	1-2	0-0	0-0-0	1	1	0	0	0	5
Mar. 16.	at Arkansas												



**CAREER STATS**

YEAR	GP	GS	MIN	AVG.	FG	FGA	PCT.	3FG	3FGA	PCT.	FT	FTA	PCT.	Rebounds			AVG	PF	FO	A	TO	BLK	STL	PTS	AVG	
														OFF	DEF	TOTAL										
2017-18*	30	23	881	29.4	119	313	.380	38	127	.299	41	58	.707	29	69	98	3.3	52	1	63	88	1	34	317	10.6	
2018-19*	35	35	1007	28.8	197	422	.467	29	96	.302	81	103	.786	43	104	147	4.2	51	1	136	72	3	71	504	14.4	
2019-20^	31	31	979	31.6	103	310	.332	60	191	.314	31	37	.838	40	63	103	3.3	54	0	34	62	0	19	297	9.6	
2020-21 ^	17	16	348	20.6	35	101	.347	25	72	.347	5	7	.714	13	17	30	1.8	14	0	12	23	0	12	100	5.9	
2021-22																										
2022-23	31	3	439	14.2	33	103	.320	29	82	.354	12	15	.800	10	45	55	1.8	38	0	23	25	0	5	107	3.5	
<b>Total</b>	<b>144</b>	<b>108</b>	<b>3647</b>	<b>25.3</b>	<b>488</b>	<b>1246</b>	<b>.392</b>	<b>182</b>	<b>566</b>	<b>.322</b>	<b>170</b>	<b>220</b>	<b>.773</b>	<b>135</b>	<b>298</b>	<b>433</b>	<b>3.0</b>	<b>210</b>	<b>2</b>	<b>268</b>	<b>270</b>	<b>4</b>	<b>141</b>	<b>1325</b>	<b>9.2</b>	

\* South Plains College Stats ^ Pittsburgh Stats



SILVIA  
NATIVI

23

SOPHOMORE / GUARD  
6-0 / FERRARA, ITALY  
BENEDETTO VARCHI

### SEASON HIGHS

**Points**  
10 (2x) last vs. UTSA (1/28)

**Field Goals**  
4 (2x) last vs. UTSA (1/28)

**Field Goal Attempts**  
9 vs. UAB (1/26)

**3-Point Field Goals**  
2 (3x) last vs. Middle Tennessee (2/25)

**3-Point Field Goal Attempts**  
4 (2x) last vs. UTSA (1/28)

**Rebounds**  
7 (3x) last at FAU (3/4)

**Assists**  
7 vs. Vanderbilt (12/8)

**Blocks**  
3 vs. UTEP (3/9)

**Steals**  
4 vs. Central Baptist (11/7)

**Minutes**  
40 vs. Vanderbilt (12/8)

### CAREER HIGHS

**Points**  
13 vs. LSU-Alexandria (11/12/21)

**Field Goals**  
5 vs. LSU-Alexandria (11/12/21)

**Field Goal Attempts**  
9 vs. UAB (1/26)

**3-Point Field Goals**  
2 (6x) last vs. Middle Tennessee (2/25/23)

**3-Point Field Goal Attempts**  
4 (4x) last vs. UTSA (1/28)

**Rebounds**  
11 vs. Florida Atlantic (2/3/22)

**Assists**  
7 (2x) last vs. Vanderbilt (12/8/22)

**Blocks**  
3 vs. UTEP (3/9/23)

**Steals**  
5 (2x) last at UTEP (2/17/22)

**Minutes**  
41 vs. Rice (2/24/22)

### GAME-BY-GAME STATS

DATE	OPPONENT	GP-GS	MIN	FG	3FG	FT	O-D-T	PF	A	TO	B	S	TP
Nov. 7	CENTRAL BAPTIST	1-0	26	4-4	2-2	0-0	1-5-6	3	6	1	2	4	10
Nov. 10	ARKANSAS STATE	1-0	21	3-4	0-0	1-2	0-2-2	0	3	1	1	0	7
Nov. 13	at ULM	1-0	36	1-2	1-1	1-2	1-3-4	1	6	2	0	1	4
Nov. 22	at SMU	1-1	33	2-3	0-0	0-0	0-3-3	2	6	2	1	2	4
Nov. 25	Stetson^	1-1	25	1-3	0-2	0-0	0-2-2	3	2	1	1	1	2
Nov. 26	Illinois State^	1-1	26	1-3	0-0	0-0	2-0-2	0	5	0	0	1	2
Nov. 27	George Washington ^	1-1	26	2-3	1-1	0-0	1-2-3	2	2	1	0	1	5
Dec. 3	ALCORN STATE	1-1	29	1-4	0-2	0-0	1-1-2	0	3	1	0	2	2
Dec. 8	VANDERBILT	1-1	40	2-7	1-2	0-0	2-3-5	0	7	2	0	2	5
Dec. 12	SOUTH ALABAMA	1-1	25	1-3	0-2	0-0	0-2-2	1	6	1	0	1	2
Dec. 18	UTEP*	1-1	20	1-2	0-1	0-0	0-2-2	2	3	3	0	0	2
Dec. 29	at UTSA*	1-1	33	0-1	0-0	0-0	0-1-1	1	1	0	0	0	0
Dec. 31	CHARLOTTE*	1-1	21	3-5	1-2	0-0	4-1-5	2	4	0	1	1	7
Jan. 5	RICE*	1-1	19	1-1	0-0	0-0	0-2-2	1	3	2	0	0	2
Jan. 7	at UTEP*	1-1	28	1-2	0-0	0-0	3-1-4	2	5	3	0	1	2
Jan. 11	NORTH TEXAS*	1-1	30	2-5	0-2	0-0	0-3-3	1	1	1	0	1	3
Jan. 14	at UAB*	1-1	32	1-2	0-0	2-2	3-4-7	0	3	2	0	1	4
Jan. 19	at WKU*	1-1	29	2-6	1-2	0-0	2-1-3	2	1	3	0	2	5
Jan. 21	at Middle Tennessee*	1-1	21	0-1	0-1	0-0	1-1-2	0	1	1	0	0	0
Jan. 26	UAB*	1-1	31	3-9	0-4	0-0	1-3-4	1	1	1	0	0	6
Jan. 28	UTSA*	1-1	29	4-8	2-4	0-0	0-0-0	2	2	2	0	1	10
Feb. 2	at Rice*	1-1	36	2-7	0-1	0-0	0-1-1	1	1	0	0	1	4
Feb. 9	FIU*	1-1	27	1-5	0-2	2-2	1-3-4	3	2	2	0	1	4
Feb. 11	FAU*	1-1	25	2-2	0-0	0-0	0-3-3	2	2	4	0	0	4
Feb. 16	at North Texas*	1-1	26	1-3	1-1	0-0	1-6-7	2	1	1	2	0	3
Feb. 18	at Charlotte*	1-1	31	1-2	0-1	0-0	0-4-4	1	4	0	1	1	2
Feb. 23	WKU*	1-1	26	1-4	0-2	0-0	0-3-3	3	5	1	0	1	2
Feb. 25	MIDDLE TENNESSEE*	1-1	25	2-3	2-2	0-0	0-0-0	3	1	1	0	1	6
Mar. 2	at FIU*	1-1	36	1-2	1-2	2-4	0-1-1	2	4	1	0	1	5
Mar. 4	at FAU*	1-1	31	0-2	0-2	2-2	1-6-7	3	1	2	0	0	2
Mar. 9	UTEP	1-1	34	2-4	0-2	0-0	2-4-6	2	2	4	3	2	4
Mar. 16.	at Arkansas												



### CAREER STATS

YEAR	GP	GS	MIN	AVG.	FG	FGA	PCT.	3FG	3FGA	PCT.	FT	FTA	PCT.	Rebounds			AVG	PF	FO	A	TO	BLK	STL	PTS	AVG
														OFF	DEF	TOTAL									
2021-22	33	23	756	22.9	44	102	.431	12	41	.293	14	22	.636	24	56	80	2.4	46	0	69	59	10	40	114	3.5
2022-23	31	28	875	28.2	49	112	.438	13	43	.302	10	14	.714	27	73	100	3.2	48	0	96	46	12	30	121	3.9
<b>Total</b>	<b>64</b>	<b>51</b>	<b>1631</b>	<b>25.5</b>	<b>93</b>	<b>214</b>	<b>.435</b>	<b>25</b>	<b>84</b>	<b>.298</b>	<b>24</b>	<b>36</b>	<b>.667</b>	<b>51</b>	<b>129</b>	<b>180</b>	<b>2.8</b>	<b>94</b>	<b>0</b>	<b>165</b>	<b>105</b>	<b>22</b>	<b>70</b>	<b>235</b>	<b>3.7</b>





**AMAYA BRANNON** **24**

SOPHOMORE / GUARD  
5-11 / PLANO, TEXAS  
PLANO SENIOR HS

**SEASON HIGHS**

- Points**  
18 at ULM (1/13)
- Field Goals**  
8 at ULM (11/13)
- Field Goal Attempts**  
16 vs. Charlotte (12/31)
- 3-Point Field Goals**  
2 vs. Charlotte (12/21)
- 3-Point Field Goal Attempts**  
5 at UTSA (12/29)
- Rebounds**  
10 (2x) last at UAB (1/14)
- Assists**  
3 (2x) last at WKU (1/19)
- Blocks**  
1 at Middle Tennessee (1/21)
- Steals**  
3 at UTSA (12/29)
- Minutes**  
33 (2x) last at UTEP (1/7)

**CAREER HIGHS**

- Points**  
18 at ULM (11/13/22)
- Field Goals**  
8 (2x) last at ULM (11/13/22)
- Field Goal Attempts**  
16 vs. Charlotte (12/31/22)
- 3-Point Field Goals**  
2 (5x) last vs. Charlotte (12/31/22)
- 3-Point Field Goal Attempts**  
5 at UTSA (12/29/22)
- Rebounds**  
10 (2x) last at UAB (1/14/23)
- Assists**  
3 (3x) last at WKU (1/19)
- Blocks**  
1 (5x) last at Middle Tennessee (1/21/23)
- Steals**  
5 vs. Nicholls (11/22/21)
- Minutes**  
37 at Old Dominion (3/2/22)

**GAME-BY-GAME STATS**

DATE	OPPONENT	GP-GS	MIN	FG	3FG	FT	O-D-T	PF	A	TO	B	S	TP
Nov. 7	CENTRAL BAPTIST	1-1	22	5-11	0-3	0-0	3-5-8	2	1	2	0	2	10
Nov. 10	ARKANSAS STATE	1-1	26	2-5	1-2	0-0	1-4-5	3	1	0	0	1	5
Nov. 13	at ULM	1-1	32	8-14	1-2	1-1	1-8-9	1	2	3	0	1	18
Nov. 22	at SMU	1-1	29	3-6	1-1	0-0	0-1-1	3	3	2	0	1	7
Nov. 25	Stetson^	1-1	22	2-7	0-1	2-2	3-1-4	3	1	2	0	0	6
Nov. 26	Illinois State^	1-1	25	3-7	0-3	1-2	2-4-6	0	2	2	0	0	7
Nov. 27	George Washington ^	1-1	16	1-3	0-1	0-0	1-4-5	0	1	2	0	0	2
Dec. 3	ALCORN STATE	1-1	28	1-6	0-2	2-2	2-2-4	3	0	6	0	2	4
Dec. 8	VANDERBILT	1-1	17	0-4	0-0	0-0	0-3-3	1	1	1	0	1	0
Dec. 12	SOUTH ALABAMA	1-1	30	6-10	0-3	0-0	1-5-6	0	2	3	0	2	12
Dec. 18	UTEP*	1-1	28	2-5	0-1	0-0	0-7-7	2	1	4	0	1	4
Dec. 29	at UTSA*	1-1	29	3-11	1-5	3-4	1-2-3	4	2	4	0	3	10
Dec. 31	CHARLOTTE*	1-1	33	6-16	2-4	1-2	5-5-10	4	2	1	0	0	15
Jan. 5	RICE*	1-1	26	4-6	0-0	7-9	0-4-4	3	0	2	0	1	15
Jan. 7	at UTEP*	1-1	33	3-9	1-2	6-8	1-4-5	3	0	4	0	1	13
Jan. 11	NORTH TEXAS*	1-1	22	1-5	1-3	0-0	0-3-3	1	1	1	0	1	3
Jan. 14	at UAB*	1-1	22	2-8	0-0	0-0	3-7-10	2	1	4	0	0	4
Jan. 19	at WKU*	1-1	30	2-4	0-0	3-4	2-3-5	0	3	5	0	2	7
Jan. 21	at Middle Tennessee*	1-1	30	5-9	0-2	0-0	4-0-4	3	0	2	1	0	10
Jan. 26	UAB*	1-1	27	2-8	1-3	7-10	3-2-5	3	0	2	0	1	12
Jan. 28	UTSA*	1-1	18	3-8	0-0	2-2	2-2-4	1	2	0	0	0	8
Feb. 2	at Rice*	1-1	31	3-4	1-2	3-3	5-3-8	1	1	3	0	2	10
Feb. 9	FIU*	1-0	19	4-5	0-1	0-0	1-1-2	1	0	2	0	0	8
Feb. 11	FAU*	1-0	21	2-7	0-0	4-4	0-1-1	1	0	2	0	2	8
Feb. 16	at North Texas*	1-0	8	0-0	0-0	0-0	0-0-0	0	0	3	0	1	0
Feb. 18	at Charlotte*												
Feb. 23	WKU*												
Feb. 25	MIDDLE TENNESSEE*												
Mar. 2	at FIU*												
Mar. 4	at FAU*												
Mar. 9	UTEP												
Mar. 16.	at Arkansas												



**CAREER STATS**

YEAR	GP	GS	MIN	AVG.	FG	FGA	PCT.	3FG	3FGA	PCT.	FT	FTA	PCT.	Rebounds			AVG	PF	FO	A	TO	BLK	STL	PTS	AVG
														OFF	DEF	TOTAL									
2021-22	33	21	882	26.7	85	189	.450	20	50	.385	41	59	.695	46	98	144	4.4	64	1	18	56	4	36	231	7.0
2022-23	25	21	625	25.0	73	178	.410	10	41	.244	42	53	.792	41	81	122	4.9	45	0	27	62	1	24	198	7.9
<b>Total</b>	<b>58</b>	<b>42</b>	<b>1507</b>	<b>26.0</b>	<b>158</b>	<b>367</b>	<b>.431</b>	<b>30</b>	<b>93</b>	<b>.323</b>	<b>83</b>	<b>112</b>	<b>.741</b>	<b>87</b>	<b>179</b>	<b>266</b>	<b>4.6</b>	<b>109</b>	<b>1</b>	<b>45</b>	<b>118</b>	<b>5</b>	<b>61</b>	<b>429</b>	<b>7.4</b>



# KATE THOMPSON 32

SOPHOMORE / FORWARD  
6-2 / DENHAM SPRINGS, LA.  
DENHAM SPRINGS HS / WISCONSIN

## SEASON HIGHS

- Points**  
7 vs. Central Baptist (11/7)
- Field Goals**  
2 (3x) last vs. George Washington (11/27)
- Field Goal Attempts**  
4 at SMU (11/22)
- 3-Point Field Goals**  
None
- 3-Point Field Goal Attempts**  
None
- Rebounds**  
6 vs. Central Baptist (11/7)
- Assists**  
1 (2x) last vs. South Alabama (12/12)
- Blocks**  
1 (3x) last vs. UTEP (12/18)
- Steals**  
1 (3x) last vs. Vanderbilt (12/8)
- Minutes**  
15 vs. George Washinton (11/27)

## CAREER HIGHS

- Points**  
14 at McNeese (12/22/21)
- Field Goals**  
5 (2x) last at McNeese (12/22/21)
- Field Goal Attempts**  
13 at McNeese (12/22/21)
- 3-Point Field Goals**  
1 (x) last vs. Charlotte (3/12/22)
- 3-Point Field Goal Attempts**  
2 vs. UTSA (1/17/22)
- Rebounds**  
8 at McNeese (12/22/21)
- Assists**  
3 vs. UTSA (1/17/22)
- Blocks**  
3 vs. North Dakota (12/13/20)
- Steals**  
2 (3x) last vs. UTEP (2/7/22)
- Minutes**  
23 vs. UTSA (1/17/22)

## GAME-BY-GAME STATS

DATE	OPPONENT	GP-GS	MIN	FG	3FG	FT	O-D-T	PF	A	TO	B	S	TP
Nov. 7	CENTRAL BAPTIST	1-0	10	2-2	0-0	3-3	2-4-6	1	0	1	0	0	7
Nov. 10	ARKANSAS STATE	1-0	7	0-2	0-0	0-0	0-2-2	0	0	0	1	0	0
Nov. 13	at ULM	1-0	10	2-3	0-0	1-1	0-1-1	0	0	0	0	0	5
Nov. 22	at SMU	1-0	11	1-4	0-0	0-0	1-2-3	4	0	2	1	1	2
Nov. 25	Stetson^	1-0	11	1-3	0-0	0-0	1-0-1	0	0	1	0	1	2
Nov. 26	Illinois State^	1-0	8	1-2	0-0	0-0	2-0-2	4	1	0	0	0	2
Nov. 27	George Washington ^	1-0	15	2-2	0-0	1-2	1-3-4	3	0	0	0	0	5
Dec. 3	ALCORN STATE	1-0	7	1-1	0-0	1-2	1-3-4	2	0	1	0	0	3
Dec. 8	VANDERBILT	1-0	6	0-0	0-0	2-2	0-0-0	2	0	0	0	1	2
Dec. 12	SOUTH ALABAMA	1-0	8	1-1	0-0	0-0	0-2-2	3	1	0	0	0	2
Dec. 18	UTEP*	1-0	7	1-1	0-0	0-0	0-2-2	0	0	0	1	0	2
Dec. 29	at UTSA*	1-0	4	0-0	0-0	0-0	1-0-1	0	0	1	0	0	0
Dec. 31	CHARLOTTE*												
Jan. 5	RICE*												
Jan. 7	at UTEP*												
Jan. 11	NORTH TEXAS*	1-0	5	0-0	0-0	0-0	0-0-0	0	0	0	0	0	0
Jan. 14	at UAB*	1-0	3	0-1	0-0	0-0	0-1-1	1	0	0	0	1	0
Jan. 19	at WKU*												
Jan. 21	at Middle Tennessee*	1-0	5	0-0	0-0	0-0	0-0-0	0	0	0	1	1	0
Jan. 26	UAB*	1-0	3	0-0	0-0	0-0	0-0-0	1	0	0	0	0	0
Jan. 28	UTSA*	1-0	4	1-1	0-0	0-0	0-1-1	2	0	0	0	0	2
Feb. 2	at Rice*	1-0	3	0-0	0-0	0-0	0-0-0	0	0	0	0	0	0
Feb. 9	FIU*												
Feb. 11	FAU*												
Feb. 16	at North Texas*												
Feb. 18	at Charlotte*												
Feb. 23	WKU*												
Feb. 25	MIDDLE TENNESSEE*	1-0	5	1-3	0-0	0-0	1-0-1	2	0	0	0	0	2
Mar. 2	at FIU*												
Mar. 4	at FAU*	1-0	2	0-0	0-0	0-0-0	0	0	0	0	0	0	0
Mar. 9	UTEP												
Mar. 16.	at Arkansas												



## CAREER STATS

YEAR	GP	GS	MIN	AVG.	FG	FGA	PCT.	3FG	3FGA	PCT.	FT	FTA	PCT.	Rebounds			AVG	PF	FO	A	TO	BLK	STL	PTS	AVG
														OFF	DEF	TOTAL									
2020-21*	24	3	290	12.1	28	84	.333	0	2	.000	17	29	.586	20	42	62	2.6	41	0	4	18	6	9	73	3.0
2021-22	33	13	380	11.5	45	103	.437	3	7	.429	28	33	.848	24	29	53	1.6	47	1	14	34	19	13	121	3.7
2022-23	20	0	133	6.6	14	26	.538	0	0	0	8	10	.800	10	21	31	1.6	26	0	2	8	3	4	36	1.8
<b>Total</b>	<b>77</b>	<b>16</b>	<b>801</b>	<b>10.4</b>	<b>87</b>	<b>213</b>	<b>.408</b>	<b>3</b>	<b>9</b>	<b>.333</b>	<b>53</b>	<b>72</b>	<b>.736</b>	<b>54</b>	<b>92</b>	<b>146</b>	<b>1.9</b>	<b>114</b>	<b>1</b>	<b>20</b>	<b>60</b>	<b>31</b>	<b>23</b>	<b>230</b>	<b>3.0</b>

\* Wisconsin Stats



**MACKENZIE  
WURM**

**33**

SOPHOMORE / FORWARD  
6-4 / ALLEN, TEXAS  
ALLEN HS

**SEASON HIGHS**

**Points**  
11 at North Texas (2/16)  
**Field Goals**  
5 at North Texas (2/16)  
**Field Goal Attempts**  
9 (2x) last at UAB (1/14)  
**3-Point Field Goals**  
None  
**3-Point Field Goal Attempts**  
None  
**Rebounds**  
6 (2x) last at UTEP (1/7)  
**Assists**  
2 (3x) vs. Alcorn State (12/3)  
**Blocks**  
5 at UAB (1/14)  
**Steals**  
2 at WKU (1/19)  
**Minutes**  
25 vs. UTSA (1/28)

**CAREER HIGHS**

**Points**  
12 at McNeese (12/22/21)  
**Field Goals**  
5 at North Texas (2/16/23)  
**Field Goal Attempts**  
9 (2X) last at UAB (1/14/23)  
**3-Point Field Goals**  
None  
**3-Point Field Goal Attempts**  
None  
**Rebounds**  
12 at McNeese (12/21/22)  
**Assists**  
2 vs. Central Baptist (11/7/22)  
**Blocks**  
5 at UAB (1/14)  
**Steals**  
2 at WKU (1/19)  
**Minutes**  
25 vs. UTSA (1/28)

**GAME-BY-GAME STATS**

DATE	OPPONENT	GP-GS	MIN	FG	3FG	FT	O-D-T	PF	A	TO	B	S	TP
Nov. 7	CENTRAL BAPTIST	1-0	7	1-1	0-0	3-4	0-4-4	1	2	0	1	0	5
Nov. 10	ARKANSAS STATE	1-0	1	0-0	0-0	0-0	0-0-0	1	0	0	0	0	0
Nov. 13	at ULM						Did Not Play						
Nov. 22	at SMU	1-0	5	0-0	0-0	0-0	0-1-1	0	0	0	1	0	0
Nov. 25	Stetson^	1-0	5	2-2	0-0	0-0	0-1-1	1	0	0	3	1	4
Nov. 26	Illinois State^	1-0	11	3-6	0-0	0-0	0-1-1	1	0	0	1	1	6
Nov. 27	George Washington^	1-0	5	0-1	0-0	0-0	0-1-1	0	1	1	2	0	0
Dec. 3	ALCORN STATE	1-0	5	1-3	0-0	2-2	2-0-2	2	0	1	0	1	4
Dec. 8	VANDERBILT	1-0	8	2-3	0-0	1-1	1-1-2	0	0	1	1	0	5
Dec. 12	SOUTH ALABAMA	1-0	7	2-4	0-0	0-0	2-3-5	1	0	1	0	0	4
Dec. 18	UTEP*	1-0	8	0-0	0-0	0-0	0-1-1	0	0	0	1	0	0
Dec. 29	at UTSA*	1-1	20	0-0	0-0	5-5	0-5-5	2	0	1	3	0	5
Dec. 31	CHARLOTTE*	1-1	24	4-9	0-0	0-0	1-5-6	1	0	2	3	0	8
Jan. 5	RICE*	1-1	21	1-5	0-0	2-4	0-3-3	3	0	1	3	0	4
Jan. 7	at UTEP*	1-1	21	2-4	0-0	0-0	1-5-6	2	1	0	1	0	4
Jan. 11	NORTH TEXAS*	1-1	20	2-2	0-0	0-0	0-4-4	1	1	3	1	0	4
Jan. 14	at UAB*	1-1	23	3-9	0-0	0-0	0-4-4	1	0	2	5	1	6
Jan. 19	at WKU*	1-1	13	2-3	0-0	2-2	1-1-2	0	0	0	0	2	6
Jan. 21	at Middle Tennessee*	1-0	14	2-8	0-1	0-0	1-0-1	2	0	1	1	0	4
Jan. 26	UAB*	1-1	20	2-4	0-0	0-0	1-3-4	4	1	0	0	0	4
Jan. 28	UTSA*	1-1	25	0-4	0-1	3-6	0-3-3	1	1	2	4	1	3
Feb. 2	at Rice*	1-1	15	3-5	0-0	0-0	0-2-2	1	0	0	2	1	6
Feb. 9	FIU*	1-0	11	1-2	0-0	0-0	0-1-1	1	0	0	1	0	2
Feb. 11	FAU*	1-0	8	0-2	0-0	0-0	1-1-2	1	0	0	1	0	0
Feb. 16	at North Texas*	1-0	15	5-6	0-0	1-3	2-2-4	1	0	0	0	1	11
Feb. 18	at Charlotte*	1-0	17	2-6	0-0	0-0	1-3-4	3	0	1	2	0	4
Feb. 23	WKU*	1-0	12	0-1	0-0	1-2	1-3-4	1	0	1	2	0	1
Feb. 25	MIDDLE TENNESSEE*	1-0	12	2-5	0-0	0-0	0-0-0	2	0	1	3	0	4
Mar. 2	at FIU*	1-0	10	1-1	0-0	0-0	0-2-2	0	0	0	1	0	2
Mar. 4	at FAU*	1-0	12	1-2	0-0	0-0	0-2-2	4	0	0	1	0	2
Mar. 9	UTEP	1-0	7	0-1	0-0	2-2	0-2-2	1	0	0	1	0	2
Mar. 16.	at Arkansas												



**CAREER STATS**

YEAR	GP	GS	MIN	AVG.	FG	FGA	PCT.	3FG	3FGA	PCT.	FT	FTA	PCT.	Rebounds			AVG	PF	FO	A	TO	BLK	STL	PTS	AVG
														OFF	DEF	TOTAL									
2021-22	13	0	60	4.6	7	19	.368	0	0	0	8	10	.800	6	15	21	1.6	7	0	1	3	5	2	22	1.7
2022-23	30	10	381	12.7	44	99	.444	0	2	.000	22	31	.710	15	64	79	2.6	39	0	7	19	45	9	110	3.7
<b>Total</b>	<b>43</b>	<b>10</b>	<b>441</b>	<b>10.3</b>	<b>51</b>	<b>118</b>	<b>.432</b>	<b>0</b>	<b>2</b>	<b>.000</b>	<b>30</b>	<b>41</b>	<b>.732</b>	<b>21</b>	<b>79</b>	<b>100</b>	<b>2.3</b>	<b>46</b>	<b>0</b>	<b>8</b>	<b>22</b>	<b>50</b>	<b>11</b>	<b>132</b>	<b>3.1</b>



**AYEN  
ANGOI**

**34**

FRESHMAN / FORWARD  
6-0 / DALLAS, TEXAS  
BISHOP LYNCH HS

**SEASON HIGHS**

**Points**  
4 vs. Central Baptist (11/7)  
**Field Goals**  
2 vs. Central Baptist (11/7)  
**Field Goal Attempts**  
2 (2x) last vs. Stetson (11/25)  
**3-Point Field Goals**  
None  
**3-Point Field Goal Attempts**  
None  
**Rebounds**  
3 vs. Central Baptist (11/7)  
**Assists**  
None  
**Blocks**  
None  
**Steals**  
1 vs. Central Baptist (11/7)  
**Minutes**  
8 vs. Central Baptist (11/7)

**CAREER HIGHS**

**Points**  
Same  
**Field Goals**  
Same  
**Field Goal Attempts**  
Same  
**3-Point Field Goals**  
None  
**3-Point Field Goal Attempts**  
None  
**Rebounds**  
Same  
**Assists**  
None  
**Blocks**  
None  
**Steals**  
Same  
**Minutes**  
Same

**GAME-BY-GAME STATS**

DATE	OPPONENT	GP-GS	MIN	FG	3FG	FT	O-D-T	PF	A	TO	B	S	TP
Nov. 7	CENTRAL BAPTIST	1-0	8	2-2	0-0	0-0	1-2-3	1	0	0	0	1	4
Nov. 10	ARKANSAS STATE												Did Not Play
Nov. 13	at ULM												Did Not Play
Nov. 22	at SMU												Did Not Play
Nov. 25	Stetson^	1-0	3	1-2	0-0	0-0	1-0-1	0	0	0	0	0	2
Nov. 26	Illinois State^	1-0	5	1-1	0-0	0-0	0-0-0	0	0	0	0	0	2
Nov. 27	George Washington ^	1-0	2	1-1	0-0	0-0	0-1-1	0	0	0	0	0	2
Dec. 3	ALCORN STATE												Did Not Play
Dec. 8	VANDERBILT												Did Not Play
Dec. 12	SOUTH ALABAMA	1-0	3	0-0	0-0	0-0	0-2-2	0	0	0	0	0	0
Dec. 18	UTEP*												Did Not Play
Dec. 29	at UTSA*												Did Not Play
Dec. 31	CHARLOTTE*												Did Not Play
Jan. 5	RICE*	1-0	0	0-0	0-0	0-0	0-0-0	1	0	0	0	0	0
Jan. 7	at UTEP*	1-0	0	0-0	0-0	0-0	0-0-0	0	0	0	0	0	0
Jan. 11	NORTH TEXAS*	1-0	2	0-0	0-0	0-0	0-0-0	0	0	0	0	0	0
Jan. 14	at UAB*												Did Not Play
Jan. 19	at WKU*												Did Not Play
Jan. 21	at Middle Tennessee*												Did Not Play
Jan. 26	UAB*												Did Not Play
Jan. 28	UTSA*												Did Not Play
Feb. 2	at Rice*												Did Not Play
Feb. 9	FIU*												Did Not Play
Feb. 11	FAU*												Did Not Play
Feb. 16	at North Texas*	2	0	0-0	0-0	0-0	0-0-0	2	0	2	0	0	0
Feb. 18	at Charlotte*												Did Not Play
Feb. 23	WKU*												Did Not Play
Feb. 25	MIDDLE TENNESSEE*												Did Not Play
Mar. 2	at FIU*												Did Not Play
Mar. 4	at FAU*												Did Not Play
Mar. 9	UTEP												Did Not Play
Mar. 16.	at Arkansas												Did Not Play



**CAREER STATS**

YEAR	GP	GS	MIN	AVG.	FG	FGA	PCT.	3FG	3FGA	PCT.	FT	FTA	PCT.	Rebounds			AVG	PF	FO	A	TO	BLK	STL	PTS	AVG
														OFF	DEF	TOTAL									
2022-23	9	0	27	3.0	5	6	.833	0	0	.000	0	0	.000	2	5	7	0.8	4	0	0	2	0	1	10	1.1
<b>Total</b>	<b>9</b>	<b>0</b>	<b>27</b>	<b>3.0</b>	<b>5</b>	<b>6</b>	<b>.833</b>	<b>0</b>	<b>0</b>	<b>.000</b>	<b>0</b>	<b>0</b>	<b>.000</b>	<b>2</b>	<b>5</b>	<b>7</b>	<b>0.8</b>	<b>4</b>	<b>0</b>	<b>0</b>	<b>0</b>	<b>0</b>	<b>1</b>	<b>10</b>	<b>1.1</b>



# ANNA LARR ROBERSON 44

JUNIOR / FORWARD  
6-3 / RUSTON, LOUISIANA  
CEDAR CREEK HS

## SEASON HIGHS

- Points**  
23 vs. Vanderbilt (12/8)
- Field Goals**  
10 vs. Vanderbilt (12/8)
- Field Goal Attempts**  
15 (2x) last at Charlotte (2/18)
- 3-Point Field Goals**  
1 vs. Stetson (11/25)
- 3-Point Field Goal Attempts**  
1 (3x) last vs. Alcorn State (12/3)
- Rebounds**  
15 vs. South Alabama (12/12)
- Assists**  
2 (2x) last vs. George Washington (11/27)
- Blocks**  
2 (2x) last vs. WKU (2/23)
- Steals**  
2 vs. FIU (Feb. 9)
- Minutes**  
33 at Charlotte (2/18)

## CAREER HIGHS

- Points**  
44 vs. Rice (2/24/22)
- Field Goals**  
20 vs. Rice (2/24/22)
- Field Goal Attempts**  
28 vs. Rice (2/24/22)
- 3-Point Field Goals**  
1, (9x) last vs. Stetson (11/25)
- 3-Point Field Goal Attempts**  
3 at Rice (2/26/21)
- Rebounds**  
15 (3x) last vs. South Alabama (12/12/22)
- Assists**  
3 (2x) last at Marshall (12/30/21)
- Blocks**  
4 (2x) last vs. North Texas (2/5/21)
- Steals**  
3 (3x) last vs. Middle Tennessee (3/11/22)
- Minutes**  
44 vs. Rice (2/24/22)

## GAME-BY-GAME STATS

DATE	OPPONENT	GP-GS	MIN	FG	3FG	FT	O-D-T	PF	A	TO	B	S	TP
Nov. 7	CENTRAL BAPTIST	1-1	21	4-8	0-1	3-4	1-6-7	3	2	1	0	1	11
Nov. 10	ARKANSAS STATE	1-1	31	4-8	0-0	2-2	3-4-7	2	0	1	1	1	10
Nov. 13	at ULM	1-1	30	6-11	0-0	1-1	1-9-10	3	1	1	0	0	13
Nov. 22	at SMU	1-1	23	4-7	0-0	1-2	1-3-4	4	0	2	0	1	9
Nov. 25	Stetson^	1-1	24	8-11	1-1	2-2	1-9-10	2	0	1	1	0	19
Nov. 26	Illinois State^	1-1	23	2-8	0-0	3-3	0-7-7	1	1	2	0	1	7
Nov. 27	George Washington ^	1-1	20	6-10	0-0	2-4	2-7-9	1	2	0	1	1	14
Dec. 3	ALCORN STATE	1-1	29	4-10	0-1	9-12	5-5-10	3	0	3	2	1	17
Dec. 8	VANDERBILT	1-1	31	10-15	0-0	3-5	1-0-1	3	1	3	1	0	23
Dec. 12	SOUTH ALABAMA	1-1	25	6-10	0-0	1-1	3-12-15	1	1	2	1	0	13
Dec. 18	UTEP*	1-1	25	3-5	1-1	2-2	0-2-2	2	0	2	0	0	9
Dec. 29	at UTSA*												Did Not Play -- Injury
Dec. 31	CHARLOTTE*												Did Not Play -- Injury
Jan. 5	RICE*												Did Not Play -- Injury
Jan. 7	at UTEP*												Did Not Play -- Injury
Jan. 11	NORTH TEXAS*												Did Not Play -- Injury
Jan. 14	at UAB*												Did Not Play -- Injury
Jan. 19	at WKU*	1-0	24	3-5	0-0	2-2	2-6-8	2	0	0	1	0	8
Jan. 21	at Middle Tennessee*	1-0	17	0-7	0-1	2-2	0-6-6	3	0	0	1	0	2
Jan. 26	UAB*												Did Not Play -- Injury
Jan. 28	UTSA*												Did Not Play -- Injury
Feb. 2	at Rice*												Did Not Play -- Injury
Feb. 9	FIU*	1-1	25	6-8	0-0	4-4	2-1-3	3	0	1	1	2	16
Feb. 11	FAU*	1-1	26	6-11	0-1	4-4	2-3-5	1	0	1	0	0	16
Feb. 16	at North Texas*	1-1	24	1-7	0-0	4-8	7-4-11	1	0	2	1	1	6
Feb. 18	at Charlotte*	1-1	33	9-15	0-0	3-5	1-2-3	4	1	5	0	0	21
Feb. 23	WKU*	1-1	28	6-10	0-0	6-6	2-7-9	1	0	3	2	1	18
Feb. 25	MIDDLE TENNESSEE*	1-1	20	4-8	0-1	6-7	3-1-4	2	1	1	0	1	14
Mar. 2	at FIU*	1-1	30	2-5	0-0	5-6	1-2-3	3	2	2	1	0	9
Mar. 4	at FAU*	1-1	26	4-10	0-0	4-4	1-4-5	5	0	0	0	0	12
Mar. 9	UTEP	1-1	33	5-12	0-1	2-2	2-2-4	2	0	0	0	1	12
Mar. 16.	at Arkansas												



## CAREER STATS

YEAR	GP	GS	MIN	AVG.	FG	FGA	PCT.	3FG	3FGA	PCT.	FT	FTA	PCT.	Rebounds			AVG	PF	FO	A	TO	BLK	STL	PTS	AVG
														OFF	DEF	TOTAL									
2019-20	30	15	603	20.1	81	157	.516	1	4	.250	38	56	.679	69	95	164	5.5	50	0	12	30	15	15	201	6.7
2020-21	24	11	611	25.5	103	213	.484	4	11	.364	61	70	.871	56	115	171	7.1	60	1	7	25	16	21	271	11.3
2021-22	32	32	999	31.2	192	369	.520	3	14	.214	98	117	.838	67	206	273	8.5	83	1	24	49	28	28	485	15.2
2022-23	22	21	568	25.8	103	201	.512	2	8	.250	71	88	.807	41	102	143	6.5	52	1	12	33	14	12	279	12.7
<b>Total</b>	<b>108</b>	<b>79</b>	<b>2790</b>	<b>25.8</b>	<b>479</b>	<b>940</b>	<b>.510</b>	<b>10</b>	<b>37</b>	<b>.270</b>	<b>268</b>	<b>331</b>	<b>.810</b>	<b>233</b>	<b>518</b>	<b>751</b>	<b>7.0</b>	<b>245</b>	<b>3</b>	<b>55</b>	<b>137</b>	<b>73</b>	<b>76</b>	<b>1236</b>	<b>11.4</b>



ANJA  
**BUKVIC**

**45**

FRESHMAN / GUARD  
5-10 / BELGRADE, SERBIA  
V ECONOMIC SCHOOL

**SEASON HIGHS**

- Points**  
5 vs. Central Baptist (11/7)
- Field Goals**  
2 vs. Central Baptist (11/7)
- Field Goal Attempts**  
3 (2x) last vs. South Alabama (12/12)
- 3-Point Field Goals**  
1 vs. Central Baptist (11/7)
- 3-Point Field Goal Attempts**  
1 vs. Central Baptist (11/7)
- Rebounds**  
2 vs. Illinois State (11/26)
- Assists**  
1 (2x) last vs. George Washington (11/27)
- Blocks**  
None
- Steals**  
1 vs Illinois State (11/26)
- Minutes**  
10 vs Illinois State (11/26)

**CAREER HIGHS**

- Points**  
Same
- Field Goals**  
Same
- Field Goal Attempts**  
Same
- 3-Point Field Goals**  
Same
- 3-Point Field Goal Attempts**  
Same
- Rebounds**  
None
- Assists**  
Same
- Blocks**  
None
- Steals**  
None
- Minutes**  
Same

**GAME-BY-GAME STATS**

DATE	OPPONENT	GP-GS	MIN	FG	3FG	FT	O-D-T	PF	A	TO	B	S	TP
Nov. 7	CENTRAL BAPTIST	1-0	4	2-3	1-1	0-0	0-0-0	0	1	0	0	0	5
Nov. 10	ARKANSAS STATE												Did Not Play
Nov. 13	at ULM	1-0	1	0-0	0-0	0-0	0-0-0	0	0	0	0	0	0
Nov. 22	at SMU												Did Not Play
Nov. 25	Stetson^	1-0	3	0-0	0-0	2-2	0-0-0	0	0	0	0	0	0
Nov. 26	Illinois State^	1-0	10	1-2	0-0	2-2	0-2-2	1	0	1	0	1	4
Nov. 27	George Washington ^	1-0	2	1-1	0-0	0-0	0-0-0	0	1	0	0	0	2
Dec. 3	ALCORN STATE	1-0	5	0-0	0-0	0-0	0-1-1	0	0	1	0	0	0
Dec. 8	VANDERBILT												Did Not Play
Dec. 12	SOUTH ALABAMA	1-0	5	1-3	0-0	0-0	0-0-0	0	0	0	0	0	2
Dec. 18	UTEP*												Did Not Play
Dec. 29	at UTSA*												Did Not Play
Dec. 31	CHARLOTTE*												Did Not Play
Jan. 5	RICE*												Did Not Play
Jan. 7	at UTEP*												Did Not Play
Jan. 11	NORTH TEXAS*	1-0	1	0-0	0-0	2-2	0-0-0	0	0	0	0	0	2
Jan. 14	at UAB*												Did Not Play
Jan. 19	at WKU*	1-0	2	0-1	0-0	0-0	0-0-0	0	0	0	0	0	0
Jan. 21	at Middle Tennessee*												Did Not Play
Jan. 26	UAB*												Did Not Play
Jan. 28	UTSA*												Did Not Play
Feb. 2	at Rice*												Did Not Play
Feb. 9	FIU*												Did Not Play
Feb. 11	FAU*												Did Not Play
Feb. 16	at North Texas*	1-0	1	0-0	0-0	1-2	0-0-0	0	0	1	0	0	1
Feb. 18	at Charlotte*												Did Not Play
Feb. 23	WKU*												Did Not Play
Feb. 25	MIDDLE TENNESSEE*												Did Not Play
Mar. 2	at FIU*												Did Not Play
Mar. 4	at FAU*												Did Not Play
Mar. 9	UTEP												Did Not Play
Mar. 16.	at Arkansas												Did Not Play



**CAREER STATS**

YEAR	GP	GS	MIN	AVG.	FG	FGA	PCT.	3FG	3FGA	PCT.	FT	FTA	PCT.	Rebounds			AVG	PF	FO	A	TO	BLK	STL	PTS	AVG
														OFF	DEF	TOTAL									
2022-23	10	0	35	3.5	5	10	.500	1	1	1.000	7	8	.875	0	3	3	0.3	1	0	2	3	0	1	18	1.8
<b>Total</b>	<b>10</b>	<b>0</b>	<b>35</b>	<b>3.5</b>	<b>5</b>	<b>10</b>	<b>.500</b>	<b>1</b>	<b>1</b>	<b>1.000</b>	<b>7</b>	<b>8</b>	<b>.875</b>	<b>0</b>	<b>3</b>	<b>3</b>	<b>0.3</b>	<b>1</b>	<b>0</b>	<b>2</b>	<b>3</b>	<b>0</b>	<b>1</b>	<b>18</b>	<b>1.8</b>

**GAME-BY-GAME BOX SCORES**

LOUISIANA TECH 86, CENTRAL BAPTIST 30 GAME 1 • 11-7-22 • RUSTON, LA.													LOUISIANA TECH 59, ARKANSAS STATE 56 GAME 2 • 11-10-22 • RUSTON, LA.													LOUISIANA TECH 68, ULM 53 GAME 3 • 11-13-22 • MONROE, LA.																	
##	GS	MIN	FG	3FG	FT	REB	PF	A	TO	B	S	TP	##	A-State	GS	MIN	FG	3FG	FT	REB	PF	A	TO	B	S	TP	##	ULM	GS	MIN	FG	3FG	FT	REB	PF	A	TO	B	S	TP			
5	Lambrightsen	*	21	3-9	0-3	0-0	0-1-1	2	0	0	0	0	6	42	Kaponga	*	31	4-8	0-0	2-3	3-4-7	2	0	1	0	1	10	21	Manuel	*	40	6-13	0-0	1-3	2-7-9	1	2	2	4	1	13		
1	Bates	*	23	0-3	0-2	0-2	0-3-3	2	3	1	0	0	0	11	Wilkersen	*	29	3-8	3-7	0-0	0-1-1	2	3	1	0	0	9	00	Knight	*	23	2-8	2-5	0-0	0-2-2	0	2	2	0	0	6		
20	City	*	33	1-10	0-4	0-2	0-2-2	3	2	3	0	0	2	15	Griffin	*	35	3-10	2-5	1-1	1-4-5	2	0	3	0	1	9	3	Brown	*	9	0-2	0-0	0-0	0-1-1	1	0	1	0	0	0	2	
21	Anderson	*	19	1-2	0-1	2-4	0-1-1	1	0	3	0	1	4	23	Higginbottom	*	36	6-17	1-7	0-1	0-2-2	1	4	5	0	2	13	10	Sam	*	11	1-4	0-1	0-0	0-0-0	2	0	1	0	1	2		
22	Rivera	*	29	2-8	0-1	5-8	1-4-5	3	0	3	0	3	9	24	Pendleton	*	39	4-6	1-1	4-4	2-4-6	3	2	3	0	1	13	25	Brimzy	*	26	3-10	0-0	4-4	1-4-5	0	1	2	0	3	10		
2	Parker	*	11	0-2	0-0	1-2	2-1-3	3	0	2	0	0	1	0	Upshaw		9	1-8	1-4	0-0	1-1-2	0	0	0	0	0	3	1	Sutton		15	1-6	0-0	0-0	1-1-2	3	3	1	0	1	2		
3	York		20	0-5	0-4	2-2	0-2-2	2	0	3	0	2	2	3	Echolos		7	0-2	0-0	0-0	1-0-1	0	0	0	0	0	0	2	Self		17	1-1	0-0	2-2	0-1-1	1	1	1	0	4			
4	Light		8	1-4	1-3	1-2	1-0-1	0	0	1	0	0	4	30	Ellis		13	1-3	0-2	2-2	0-3-3	4	1	1	0	1	4	11	Anderson		1	0-0	0-0	0-0	0-0-0	0	0	0	0	1	0		
32	Hargrove		11	0-0	0-0	0-0	0-3-3	2	0	1	0	0	0	Team		20019-57	8-26	10-1212-23-3514	10	15	1	6	56	14	Trail		6	0-0	0-0	0-0	0-0-0	2	1	0	0	0	0						
43	Christmas		13	0-2	0-0	0-2	1-3-4	2	0	4	0	0	0	FG's (1st Half: 11-29 37.9%; 2nd Half: 8-28 28.6%)	15	Ford		24	3-7	0-0	1-2	0-3-3	4	0	1	0	0	7															
45	Van Houtert		13	1-6	0-2	0-0	1-1-1	3	0	1	0	0	2	3FG's (1st Half: 7-11 63.6%; 2nd Half: 2-7 29.6%)	22	Chambers		2	0-0	0-0	0-0	0-1-1	0	0	0	1	0	0															
Team		200	9-51	1-2011-246-25-31	22	5	23	0	6	30	FT's (1st Half: 8-9 88.9%; 2nd Half: 2-3 66.7%)	24	Brooks		2	0-0	0-0	0-0	0-0-0	2	0	0	1	0	0																		
FG's (1st Half: 4-24 8.3%; 2nd Half: 5-27 18.5%)	3FG's (1st Half: 0-8 0.0%; 2nd Half: 1-12 8.3%)	FT's (1st Half: 4-8 50.0%; 2nd Half: 7-16 43.8%)	## LA Tech	GS	MIN	FG	3FG	FT	REB	PF	A	TO	B	S	TP	44	Butler		14	1-5	0-0	0-0	1-3-4	0	1	0	1	1	2	54	Merriweather		9	3-5	0-0	1-2	3-2-5	2	0	1	1	1	7
44	Roberson	*	21	4-8	0-1	3-4	1-6-7	3	2	1	0	1	11	## LA Tech	GS	MIN	FG	3FG	FT	REB	PF	A	TO	B	S	TP	Team		20021-61	2-6	9-139-28-37	18	11	12	9	8	53						
2	Walker	*	26	5-13	0-3	3-4	0-4-4	3	2	5	0	1	17	44	Roberson	*	30	6-11	0-0	1-1	1-9-10	3	1	1	0	0	13	FG's (1st Half: 10-30 30.0%; 2nd Half: 11-31 35.5%)															
10	Bates	*	26	1-5	0-2	0-0	0-2-2	0	6	0	0	1	2	2	Walker	*	25	5-17	1-1	2-2	2-3-5	4	3	1	0	1	13	3FG's (1st Half: 2-5 40.0%; 2nd Half: 0-1 0.0%)															
24	Brannon	*	22	5-11	0-3	0-0	3-5-8	2	1	2	0	2	10	10	Bates	*	3	1-2	0-0	0-0	0-1-1	0	1	0	0	1	2	FT's (1st Half: 2-4 50.0%; 2nd Half: 7-9 77.8%)															
12	Green	*	23	0-7	0-5	0-0	0-1-1	3	0	3	0	0	0	23	Nativi		21	3-4	0-0	1-2	0-2-2	0	3	1	0	1	7	## LA Tech	GS	MIN	FG	3FG	FT	REB	PF	A	TO	B	S	TP			
1	Smith		4	2-3	0-1	0-0	0-1-1	0	1	0	0	1	4	32	Thompson		7	0-2	0-0	0-0	0-2-2	0	0	1	0	0	0	44	Roberson	*	30	6-11	0-0	1-1	1-9-10	3	1	1	0	0	13		
3	Lee		15	4-6	0-1	0-0	1-4-5	4	0	1	0	0	11	33	Wurm		1	0-0	0-0	0-0	0-0	1	0	0	0	0	0	2	Walker	*	25	5-17	1-1	2-2	2-3-5	4	3	1	0	1	13		
4	Sant		8	0-1	0-1	0-0	0-1-1	1	0	2	0	0	0	Team		20023-52	5-15	8-15	9-28-37	14	13	12	3	5	59	10	Bates	*	3	1-2	0-0	0-0	0-1-1	0	1	0	0	1	2				
23	Nativi		26	4-4	2-2	0-0	1-5-6	3	6	1	2	4	10	FG's (1st Half: 11-24 45.8%; 2nd Half: 12-28 42.9%)	12	Green	*	29	0-8	0-3	0-0	3-3-6	3	3	3	0	2	0															
32	Thompson		10	2-2	0-0	3-3	1-4-5	1	0	1	0	0	7	3FG's (1st Half: 3-6 50.0%; 2nd Half: 2-9 22.2%)	24	Brannon	*	32	8-14	1-2	1-1	1-8-9	1	2	3	0	1	18															
33	Wurm		7	1-1	0-0	3-4	0-4-4	1	2	0	1	0	5	FT's (1st Half: 3-7 42.9%; 2nd Half: 5-8 62.5%)	3	Lee		19	4-7	0-0	2-4	2-3-5	0	3	1	0	1	10															
34	Angoi		8	2-2	0-0	0-0	1-2-3	1	0	0	0	1	4	Score by Quarter	1st	2nd	3rd	4th	Total	4	Sant		16	1-4	1-4	0-0	1-1-2	0	2	0	0	3											
45	Bukvic		4	2-3	1-1	0-0	0-0-0	1	0	0	0	0	5	Arkansas State	21	14	8	13	56	23	Nativi		36	1-2	1-1	1-2	1-3-4	1	6	2	0	1	4										
Team		20034-66	3-2015-209-43-52	22	21	16	3	11	86	Louisiana Tech	16	12	18	13	59	32	Thompson		10	2-3	0-0	1-1	0-1-1	0	0	0	0	0	5														
FG's (1st Half: 13-31 41.9%; 2nd Half: 21-33 63.6%)	3FG's (1st Half: 1-11 9.1%; 2nd Half: 2-9 22.2%)	FT's (1st Half: 6-9 67.7%; 2nd Half: 9-11 81.8%)	Score by Quarter	1st	2nd	3rd	4th	Total	FG's (1st Half: 14-38 36.8%; 2nd Half: 14-30 47.7%)	3FG's (1st Half: 1-5 20.0%; 2nd Half: 3-6 50.0%)	FT's (1st Half: 4-6 67.7%; 2nd Half: 4-5 80.9%)	Score by Quarter	1st	2nd	3rd	4th	Total																										
Central Baptist	4	8	12	6	30	Louisiana Tech	17	16	14	21	68	Louisiana Tech	17	16	14	21	68																										
Louisiana Tech	11	22	25	28	86	ULM	6	18	20	9	53	ULM	6	18	20	9	53																										

# GAME-BY-GAME BOX SCORES

LOUISIANA TECH 71, GEORGE WASHINGTON 52 GAME 7 • 11-27-22 • LAS VEGAS, NEV.													LOUISIANA TECH 70, ALCORN STATE 59 GAME 8 • 12-3-22 • RUSTON, LA.													VANDERBILT 75, LOUISIANA TECH 70 (OT) GAME 9 • 12-8-22 • RUSTON, LA.															
#	GW	GS	MIN	FG	3FG	FT	REB	PF	A	TO	B	S	TP	#	Alcorn	GS	MIN	FG	3FG	FT	REB	PF	A	TO	B	S	TP	#	Vandy	GS	MIN	FG	3FG	FT	REB	PF	A	TO	B	S	TP
31	Taiwo	*	24	2-6	0-0	2-2	2-2-4	4	0	2	1	1	6	21	Ford	*	12	0-2	0-0	1-4	0-0-0	3	0	2	0	1	0	5	Chambers	*	23	2-3	0-0	0-0	1-2-3	3	0	2	1	3	4
15	Webster	*	11	1-3	0-2	0-0	0-2-2	0	0	0	0	0	2	00	Griffin	*	19	1-4	0-3	1-2	1-2-3	1	0	3	0	0	0	35	Washington, S.*	27	3-9	0-0	1-1	5-4-9	5	1	1	2	0	0	7
21	Lakstigala	*	35	7-14	1-5	4-5	0-10-10	2	2	3	0	2	19	4	Watkins	*	21	2-7	0-0	3-4	1-2-3	3	1	2	0	2	7	2	Brown	*	10	0-0	0-0	0-0	1-1-2	0	0	3	0	0	0
FG's (1st Half: 10-31 32.3%; 2nd Half: 8-21 38.1%) 3FG's (1st Half: 4-12 33.3%; 2nd Half: 2-9 22.2%) FT's (1st Half: 4-5 80.0%; 2nd Half: 6-8 75.0%)													FG's (1st Half: 6-26 23.1%; 2nd Half: 16-33 48.5%) 3FG's (1st Half: 1-7 14.3%; 2nd Half: 2-6 33.3%) FT's (1st Half: 3-6 50.0%; 2nd Half: 9-16 56.3%)													FG's (1st Half: 10-28 35.7%; 2nd Half: 17-35 48.6%; OT: 4-7 57.1%) 3FG's (1st Half: 3-11 27.3%; 2nd Half: 9-17 52.9%; OT: 3-4 75.0%) FT's (1st Half: 3-4 75.0%; 2nd Half: 6-7 85.7%; OT: 4-4 100.0%)															
FG's (1st Half: 11-25 44.0%; 2nd Half: 14-24 58.3%) 3FG's (1st Half: 0-2 0.0%; 2nd Half: 2-6 33.3%) FT's (1st Half: 6-7 85.7%; 2nd Half: 13-17 76.5%)													FG's (1st Half: 10-23 43.5%; 2nd Half: 8-23 34.8%) 3FG's (1st Half: 3-9 33.3%; 2nd Half: 1-5 20.0%) FT's (1st Half: 9-12 75.0%; 2nd Half: 21-23 91.3%)													FG's (1st Half: 9-28 32.1%; 2nd Half: 15-28 53.6%; OT: 4-6 66.7%) 3FG's (1st Half: 3-7 42.9%; 2nd Half: 2-6 33.3%; OT: 0-2 0.0%) FT's (1st Half: 7-8 87.5%; 2nd Half: 10-15 66.7%; OT: 2-2 100.0%)															
Score by Quarter George Washington Louisiana Tech													Score by Quarter Alcorn State Louisiana Tech													Score by Quarter Vanderbilt Louisiana Tech															
LOUISIANA TECH 73, SOUTH ALABAMA 50 GAME 10 • 12-12-22 • RUSTON, LA.													UTEP 62, LOUISIANA TECH 54 GAME 11 • 12-18-22 • RUSTON, LA.													LOUISIANA TECH 62, UTSA 57 GAME 12 • 12-29-22 • SAN ANTONIO, TEXAS															
#	South Ala.	GS	MIN	FG	3FG	FT	REB	PF	A	TO	B	S	TP	#	UTEP	GS	MIN	FG	3FG	FT	REB	PF	A	TO	B	S	TP	#	UTSA	GS	MIN	FG	3FG	FT	REB	PF	A	TO	B	S	TP
31	Robinson	*	22	0-5	0-3	0-0	0-1-1	2	1	0	0	0	0	21	Arike	*	18	3-7	0-0	1-2	1-3-4	3	1	2	0	0	7	0	Coleman	*	26	4-11	0-0	4-4	5-6-11	3	2	3	1	1	12
1	Elias	*	24	3-7	1-1	1-2	2-5-7	3	2	2	0	1	8	24	Tac	*	36	6-9	0-0	0-1	8-12	3	2	1	1	1	12	32	Jenkins	*	36	9-20	1-3	2-4	0-3-3	3	1	3	3	1	21
FG's (1st Half: 4-31 12.9%; 2nd Half: 12-28 42.9%) 3FG's (1st Half: 3-17 17.6%; 2nd Half: 7-15 46.7%) FT's (1st Half: 3-4 75.0%; 2nd Half: 9-12 75.0%)													FG's (1st Half: 11-33 33.3%; 2nd Half: 12-31 38.7%) 3FG's (1st Half: 6-14 42.9%; 2nd Half: 1-8 12.5%) FT's (1st Half: 0-1 0.0%; 2nd Half: 9-12 75.0%)													FG's (1st Half: 15-31 48.4%; 2nd Half: 8-31 25.8%) 3FG's (1st Half: 3-6 50.0%; 2nd Half: 0-10 0.0%) FT's (1st Half: 0-0 0.0%; 2nd Half: 8-10%)															
Score by Quarter South Alabama Louisiana Tech													Score by Quarter UTEP Louisiana Tech													Score by Quarter Louisiana Tech UTSA															
FG's (1st Half: 13-28 46.4%; 2nd Half: 15-28 53.6%) 3FG's (1st Half: 1-5 20.0%; 2nd Half: 0-4 0.0%) FT's (1st Half: 9-9 100.0%; 2nd Half: 7-9 77.8%)													FG's (1st Half: 8-17 47.1%; 2nd Half: 12-22 54.5%) 3FG's (1st Half: 2-4 50.0%; 2nd Half: 4-7 57.1%) FT's (1st Half: 6-7 85.7%; 2nd Half: 2-6 33.3%)													FG's (1st Half: 11-27 40.7%; 2nd Half: 8-18 44.4%) 3FG's (1st Half: 4-10 40.0%; 2nd Half: 4-8 44.4%) FT's (1st Half: 2-2 100.0%; 2nd Half: 14-16 87.5%)															



# GAME-BY-GAME BOX SCORES

CHARLOTTE 66, LOUISIANA TECH 57 GAME 13 • 12-31-22 • RUSTON, LA.														LOUISIANA TECH 79, RICE 74 GAME 14 • 1-5-23 • RUSTON, LA.														UTEP 72, LOUISIANA TECH 66 GAME 15 • 1-7-23 • EL PASO, TEXAS																											
##	CLT	GS	MIN	FG	3FG	FT	REB	PF	A	TO	B	S	TP	##	RICE	GS	MIN	FG	3FG	FT	REB	PF	A	TO	B	S	TP	##	UTEP	GS	MIN	FG	3FG	FT	REB	PF	A	TO	B	S	TP														
1	McGraw	*	31	8-13	0-0	1-2	4-5-9	2	1	1	0	0	17	21	Fisher	*	27	3-6	2-3	4-4	1-3-4	3	1	0	2	12	21	Arike	*	21	2-6	0-1	4-4	0-0-0	4	2	6	0	8																
1	McGraw	*	31	8-13	0-0	1-2	4-5-9	2	1	1	0	0	17	22	Austin	*	34	5-13	1-6	7-8	1-4-5	4	0	2	1	2	18	24	Tac	*	32	4-10	0-1	3-5	4-4-8	3	2	1	0	11															
10	Lawrence	*	26	1-9	0-3	4-4	1-2-3	3	2	4	0	2	6	3	Crosthwait	*	37	3-7	3-7	2-2	0-3-3	2	1	1	0	1	11	1	Jackson	*	30	6-10	3-7	0-0	2-3-5	2	1	2	0	1	15														
15	McMillian	*	34	1-8	0-1	5-6	1-3-4	1	9	1	1	1	7	5	Jackson	*	37	4-15	0-1	2-2	3-3-6	3	2	0	4	10	11	Boyd	*	38	3-12	3-5	2-2	0-1-1	0	5	2	0	1	11															
20	Busick	*	35	2-5	2-3	3-4	1-7-8	0	0	0	1	2	9	32	Gooden	*	22	3-3	2-2	0-0	1-3-4	3	2	1	0	0	8	15	Crouse	*	29	3-5	2-2	3-3	1-2-3	3	2	2	0	2	11														
0	Wade		21	4-7	0-2	1-1	3-2-5	1	3	1	0	0	9	2	Ennis		6	0-1	0-1	0-0	0-1-1	0	0	1	0	1	0	1	2	Wilson		8	1-1	0-0	0-0	0-0-0	2	0	2	0	2	2													
3	Davis		24	4-6	4-6	0-0	0-3-3	2	0	0	0	0	12	12	Bellamy		19	5-6	0-0	1-2	1-1-2	2	0	1	1	0	1	11	12	Marks		10	1-3	0-0	0-0	3-2-5	0	2	1	0	1	2													
5	Young		3	0-0	0-0	0-0	0-1-1	1	2	0	0	0	0	30	Owens-Barnett		18	0-3	0-1	4-6	0-2-2	3	3	1	0	0	4	13	Lipe		10	3-6	2-4	0-0	0-2-2	1	0	1	0	1	8														
13	Hueston		5	0-0	0-0	0-0	0-0-0	0	0	1	1	0	0	Team			20023-54	8-21	20-24	9-22	21-31	20	15	10	3	9	74	23	Cabral		5	0-0	0-0	2-2	0-1-1	1	2	0	0	0	2														
23	Roach		1	0-2	0-2	0-0	0-0-0	0	0	0	0	0	0	FG's (1st Half: 11-29 37.9%; 2nd Half: 12-25 48.0%)														25	Montrose		17	0-2	0-1	2-2	0-0-0	2	0	2	0	2	2														
44	Middleton		3	0-1	0-0	0-0	0-0-0	1	0	1	0	0	0	3FG's (1st Half: 3-8 37.5%; 2nd Half: 5-13 38.5%)														Team			20023-55	10-21	16-18	14-16	30-16	16	16	0	8	72															
Team			20023-57	6-18	14-17	12-29	41-13	17	12	6	3	66	FT's (1st Half: 5-6 83.3%; 2nd Half: 15-18 83.3%)															FG's (1st Half: 12-26 46.2%; 2nd Half: 11-29 37.9%)																											
FG's (1st Half: 11-30 36.7%; 2nd Half: 12-27 44.4%)														## LA Tech	GS	MIN	FG	3FG	FT	REB	PF	A	TO	B	S	TP	3FG's (1st Half: 4-10 40.0%; 2nd Half: 2-8 25.0%)														## LA Tech	GS	MIN	FG	3FG	FT	REB	PF	A	TO	B	S	TP		
FT's (1st Half: 3-5 60.0%; 2nd Half: 11-12 91.7%)														33	Wurm	*	21	1-5	0-0	2-4	0-3-3	3	0	1	3	0	4	FT's (1st Half: 8-8 100.0%; 2nd Half: 8-10 80.0%)														33	Wurm	*	21	2-4	0-0	0-0	1-5-6	2	1	0	1	0	4
## LA Tech	GS	MIN	FG	3FG	FT	REB	PF	A	TO	B	S	TP	2	Walker	*	34	9-18	2-3	6-6	0-7-7	4	1	2	0	1	26	2	Walker	*	34	8-13	3-4	5-6	0-2-2	4	3	6	0	2	24															
33	Wurm	*	24	4-9	0-0	0-0	1-5-6	1	0	2	3	0	8	10	Bates	*	37	5-8	2-3	3-3	0-3-3	1	5	1	0	1	15	10	Bates	*	36	5-9	2-5	2-2	0-3-3	2	4	5	2	2	14														
2	Walker	*	31	3-9	0-1	5-7	0-4-4	2	3	2	0	0	11	23	Nativi	*	19	1-1	0-0	0-0	0-2-2	1	3	2	0	0	2	23	Nativi	*	28	1-2	0-0	0-0	3-1-4	2	5	3	0	1	2														
10	Bates	*	37	4-10	1-3	0-1	1-2-3	3	4	1	0	1	9	24	Brannon	*	26	4-6	0-0	7-9	0-4-4	3	0	2	0	1	15	24	Brannon	*	33	3-9	1-2	6-8	1-4-5	3	0	4	0	1	13														
23	Nativi	*	21	3-5	1-2	0-0	4-1-5	2	4	0	1	1	7	4	Lee		9	1-2	0-0	0-0	0-1-1	2	1	0	0	0	2	3	Lee		4	0-0	0-0	0-0	0-0-0	1	0	1	0	0	0														
24	Brannon	*	33	6-16	2-4	1-2	5-5-10	4	2	1	0	0	15	4	Sant		32	3-8	3-7	0-0	0-1-1	3	3	2	0	0	9	4	Sant		25	2-3	2-3	0-0	1-1-2	1	0	0	0	0	6														
3	Lee		7	0-2	0-0	0-0	0-0-0	0	1	2	0	1	0	12	Green		22	2-3	2-3	0-0	1-0-1	0	1	0	0	0	6	12	Green		16	1-1	1-1	0-0	0-1-1	3	1	3	0	0	3														
4	Sant		27	1-6	1-5	1-2	2-0-2	1	1	3	0	0	4	34	Angoi		1	0-0	0-0	0-0	0-0-0	1	0	0	0	0	0	0	34	Angoi		2	0-0	0-0	0-0	0-0-0	0	0	0	0	0	0	0												
12	Green		21	1-7	1-7	0-0	0-4-4	2	1	0	0	1	3	Team			20026-51	9-16	18-22	25-24	18-14	11	3	3	3	79	Team			20022-41	9-15	13-16	16-19	25-19	14	14	22	3	6	66															
Team			20022-64	6-22	7-12	15-23	38-15	16	11	4	4	57	FG's (1st Half: 14-25 56.0%; 2nd Half: 12-26 46.2%)														FG's (1st Half: 9-18 50.0%; 2nd Half: 13-23 56.5%)																												
FG's (1st Half: 10-35 28.6%; 2nd Half: 12-29 41.4%)														3FG's (1st Half: 5-10 50.0%; 2nd Half: 4-6 66.7%)														3FG's (1st Half: 4-7 57.1%; 2nd Half: 5-8 62.5%)																											
3FG's (1st Half: 3-12 25.0%; 2nd Half: 3-10 30.0%)														FT's (1st Half: 5-6 83.3%; 2nd Half: 13-16 81.3%)														FT's (1st Half: 11-14 78.6%; 2nd Half: 2-2 100.0%)																											
FT's (1st Half: 2-5 40.0%; 2nd Half: 5-7 71.4%)														Score by Quarter	1st	2nd	3rd	4th	Total									Score by Quarter	1st	2nd	3rd	4th	Total																						
Score by Quarter	1st	2nd	3rd	4th	Total									Rice	10	20	20	24	74									Louisiana Tech	21	12	11	22	66																						
Charlotte	10	19	17	20	66									Louisiana Tech	20	18	17	24	79									UTEP	16	20	17	19	72																						
Louisiana Tech	13	12	15	17	57																																																		

## GAME-BY-GAME BOX SCORES

MIDDLE TENNESSEE 68, LOUISIANA TECH 50 GAME 19 • 1-21-23 • MURFREESBORO, TENN.													LOUISIANA TECH 67, UAB 62 GAME 20 • 1-26-23 • RUSTON, LA.													UTSA 66, LOUISIANA TECH 63 GAME 21 • 1-28-23 • RUSTON, LA.															
#	MTSU	GS	MIN	FG	3FG	FT	REB	PF	A	TO	B	S	TP	#	UAB	GS	MIN	FG	3FG	FT	REB	PF	A	TO	B	S	TP	#	UTSA	GS	MIN	FG	3FG	FT	REB	PF	A	TO	B	S	TP
33	Whitson	*	40	0-3	0-2	0-0	2-9-11	1	2	1	0	0	0	3	Roters	*	24	4-5	0-0	0-0	4-3-7	3	1	2	2	0	8	0	Coleman	*	29	7-15	0-0	0-2	1-5-6	3	2	3	2	1	14
2	Boldyreva	*	29	7-13	0-1	4-4	2-6-8	2	2	4	4	0	18	0	DeShields	*	35	7-15	0-3	5-6	0-1-1	2	4	3	0	1	19	32	Jenkins	*	34	7-12	0-2	1-2	0-7-7	3	4	5	2	1	15
4	Wheeler	*	40	9-13	4-5	7-8	0-2-2	0	1	0	0	0	29	1	Whitley	*	31	2-7	2-5	4-4	0-0-0	4	1	2	0	2	10	1	Atwood	*	32	3-4	1-1	1-2	1-3-4	2	3	1	0	0	8
10	Gregory	*	36	2-8	2-8	2-2	2-2-4	1	5	1	2	1	8	4	Ware	*	36	2-8	1-3	0-0	1-4-5	5	0	1	0	2	5	11	Love	*	33	5-7	3-4	0-0	1-0-1	2	1	1	0	0	13
23	Whittington*	36	4-7	1-3	0-0	0-0-0	0	2	0	0	1	9	33	Bershers	*	32	3-7	0-2	0-0	0-2-2	3	1	0	0	0	6	22	White	*	38	4-11	1-4	0-0	0-5-5	1	7	2	1	3	9	
5	Malashka	*	10	2-6	0-0	0-0	1-2-3	2	0	0	0	0	4	2	Robson	8	0-2	0-2	0-0	0-2-2	1	1	0	0	0	2	2	Parker	5	0-0	0-0	0-0	1-0-1	0	0	0	0	0	0		
1	Blakely	9	0-2	0-2	0-0	0-0-0	2	0	3	1	1	0	11	11	Klaczek	12	0-1	0-0	2-2	1-3-4	2	1	0	0	0	2	4	Guttadauro	12	1-4	1-4	0-0	1-1-2	0	1	1	0	0	3		
22	Grannum	1	0-0	0-0	0-0	0-0-0	0	0	0	0	0	0	20	20	McGhee	8	4-5	0-0	2-4	1-1-2	0	0	1	0	0	10	20	Linton	17	2-4	0-0	0-0	1-3-4	0	0	1	0	0	4		
Team		20024-52	7-21	13-148	25-33	8	12	9	7	3	68	33	33	Team		20022-54	3-17	15-187	21-28	22	10	12	2	6	62	62	Team		20029-57	6-15	2-6	8-26-34	11	18	14	5	5	66			
FG's (1st Half: 10-24 41.7%; 2nd Half: 14-28 50.0%) 3FG's (1st Half: 1-9 11.1%; 2nd Half: 6-12 50.0%) FT's (1st Half: 9-9 100.0%; 2nd Half: 4-5 80.0%)													FG's (1st Half: 13-27 48.1%; 2nd Half: 9-27 33.3%) 3FG's (1st Half: 2-7 28.6%; 2nd Half: 1-10 10.0%) FT's (1st Half: 6-7 85.7%; 2nd Half: 9-11 81.8%)													FG's (1st Half: 15-30 50.0%; 2nd Half: 14-27 51.9%) 3FG's (1st Half: 4-9 44.4%; 2nd Half: 2-6 33.3%) FT's (1st Half: 0-0 0.0%; 2nd Half: 2-6 33.3%)															
##	LA Tech	GS	MIN	FG	3FG	FT	REB	PF	A	TO	B	S	TP	##	LA Tech	GS	MIN	FG	3FG	FT	REB	PF	A	TO	B	S	TP	##	LA Tech	GS	MIN	FG	3FG	FT	REB	PF	A	TO	B	S	TP
44	Roberson	*	17	0-7	0-1	2-2	0-6-6	3	0	0	1	0	2	33	Wurm	*	20	2-4	0-0	0-0	1-3-4	4	1	0	0	0	4	33	Wurm	*	25	0-4	0-1	3-6	0-3-3	1	1	2	4	1	3
2	Walker	*	24	6-10	2-3	0-0	0-2-2	3	1	3	0	0	14	2	Walker	*	25	6-11	1-2	5-6	0-7-7	4	2	4	0	2	18	2	Walker	*	36	8-18	2-6	4-5	0-3-3	2	3	3	0	3	22
10	Bates	*	38	2-10	2-6	2-2	0-4-4	0	4	0	0	0	8	33	Wurm	*	20	2-4	0-0	0-0	1-3-4	4	1	0	0	0	4	10	Bates	*	33	1-6	1-5	0-0	0-2-2	0	4	2	0	0	3
23	Nativi	*	22	0-1	0-1	0-0	1-1-2	0	1	1	0	0	0	2	Walker	*	25	6-11	1-2	5-6	0-7-7	4	2	4	0	2	18	23	Nativi	*	29	4-8	2-4	0-0	0-0-0	2	2	2	0	1	10
24	Brannon	*	30	5-9	0-2	0-0	4-0-4	3	0	2	1	0	10	10	Bates	*	24	2-5	0-1	0-0	0-1-1	2	4	1	0	0	4	24	Brannon	*	18	3-8	0-0	2-2	2-2-4	1	2	0	0	0	4
3	Lee	17	2-7	0-1	2-2	0-2-2	0	2	0	0	0	6	23	Nativi	*	31	3-9	0-4	0-0	1-3-4	1	1	1	0	0	6	3	Lee	15	3-4	0-0	0-0	0-2-2	1	1	0	0	0	6		
4	Sant	33	2-2	2-2	0-0	0-1-1	1	0	0	0	0	6	24	Brannon	*	27	2-8	1-3	7-10	3-2-5	3	0	2	0	1	12	4	Sant	35	2-3	2-3	0-0	0-2-2	1	0	0	0	0	6		
12	Green	1	0-0	0-0	0-0	0-0-0	0	0	0	0	0	0	3	Lee	27	8-12	0-0	4-5	2-1-3	2	1	3	0	0	20	12	Green	4	1-1	1-1	0-0	0-1-1	0	0	1	0	0	3			
32	Thompson	5	0-0	0-0	0-0	0-0-0	0	0	1	0	1	0	4	4	Sant	32	0-1	0-0	0-0	0-3-3	1	1	1	0	0	0	32	Thompson	4	1-1	0-0	0-0	0-1-1	2	0	0	0	0	2		
33	Wurm	14	2-8	0-1	0-0	1-0-1	2	0	1	1	0	4	12	Green	11	1-2	1-2	0-0	0-1-1	1	0	1	0	0	3	3	Team	20023-53	8-20	9-13	4-21-25	10	13	10	4	5	64				
Team		20019-54	6-17	6-6	10-20-30	13	8	9	3	1	50	32	Thompson	3	0-0	0-0	0-0	0-0-0	1	0	0	0	0	0	0	67	Team		20024-52	3-12	16-218	26-34	19	9	14	0	3	67			
FG's (1st Half: 8-28 28.6%; 2nd Half: 11-26 42.3%) 3FG's (1st Half: 4-11 36.4%; 2nd Half: 2-6 33.0%) FT's (1st Half: 4-4 100.0%; 2nd Half: 2-2 100.0%)													FG's (1st Half: 16-29 55.2%; 2nd Half: 8-23 34.8%) 3FG's (1st Half: 2-5 40.0%; 2nd Half: 1-7 14.3%) FT's (1st Half: 5-7 71.4%; 2nd Half: 11-14 78.6%)													FG's (1st Half: 14-27 51.9%; 2nd Half: 9-26 34.6%) 3FG's (1st Half: 6-10 60.0%; 2nd Half: 2-10 20.0%) FT's (1st Half: 2-4 50.0%; 2nd Half: 7-9 77.8%)															
Score by Quarter Middle Tennessee Louisiana Tech													Score by Quarter UAB Louisiana Tech													Score by Quarter UTSA Louisiana Tech															
Score by Quarter 1st 2nd 3rd 4th Total Middle Tennessee 16 14 7 31 68 Louisiana Tech 11 13 14 12 50													Score by Quarter 1st 2nd 3rd 4th Total UAB 21 13 11 17 62 Louisiana Tech 14 25 15 13 67													Score by Quarter 1st 2nd 3rd 4th Total UTSA 20 14 14 18 66 Louisiana Tech 24 12 17 10 63															

# GAME-BY-GAME BOX SCORES

LOUISIANA TECH 57, NORTH TEXAS 44 GAME 25 • 2-16-23 • DENTON, TEXAS													LOUISIANA TECH 83, CHARLOTTE 79 (20T) GAME 26 • 2-18-23 • CHARLOTTE, N.C.													LOUISIANA TECH 70, WKU 65 GAME 27 • 2-23-23 • RUSTON, LA.															
#	UNT	GS	MIN	FG	3FG	FT	REB	PF	A	TO	B	S	TP	#	CLT	GS	MIN	FG	3FG	FT	REB	PF	A	TO	B	S	TP	#	WKU	GS	MIN	FG	3FG	FT	REB	PF	A	TO	B	S	TP
35	Johnson	*	28	4-7	0-0	5-6	1-10-11	3	1	2	2	1	13	1	McGraw	*	20	1-2	0-0	0-2	1-2-3	5	1	3	2	0	2	11	Foster	*	22	2-8	1-4	2-2	0-3-3	2	0	0	0	1	7
0	Noble	*	32	7-20	0-3	0-0	3-3-6	2	0	1	0	1	14	3	Davis	*	35	1-7	0-5	0-0	0-5-5	3	2	1	0	0	2	2	Pitts	*	15	1-2	0-1	0-0	0-1-1	0	0	1	1	0	2
1	McGruder	*	24	1-4	0-0	0-0	0-2-2	1	2	4	1	0	2	15	McMillian	*	50	6-20	0-1	4-5	2-3-5	3	10	3	0	0	16	3	Mead	*	26	2-6	0-1	6-6	2-2-4	2	3	0	0	4	10
4	Carter	*	32	2-4	0-0	0-1	1-1-2	4	3	3	0	3	4	20	Busick	*	45	3-5	1-2	0-2	1-10-11	3	0	1	1	1	7	5	Meredith	*	30	1-8	0-3	1-2	4-3-7	3	0	3	1	1	3
20	Moore	*	18	2-9	0-3	0-0	0-2-2	1	0	0	0	2	4	23	Roach	*	2	0-0	0-0	0-0	0-0-0	0	0	1	0	0	0	10	Hayes	*	16	4-11	1-5	1-2	0-2-2	2	0	3	0	0	10
2	Hardaway	14	0-2	0-0	0-0	0-0-0	3	0	4	0	1	4	0	Wade	5	0-1	0-1	0-0	0-0-0	2	0	2	0	2	0	0	1	Sivori	18	3-10	1-7	3-3	0-0-0	4	1	1	0	0	10		
5	Davis	20	0-3	0-0	0-0	0-1-1	3	1	0	0	0	0	0	10	Lawrence	46	16-24	5-5	4-5	1-3-4	3	1	2	0	0	41	14	Faustino	15	5-9	3-4	3-3	0-0-0	3	0	2	0	3	16		
10	Abercrombie	22	1-2	0-1	1-1	0-0-0	0	0	0	0	0	1	3	31	Hueston	15	2-3	0-0	1-1	0-6-6	5	1	4	1	0	5	20	Blevins	21	0-3	0-2	0-0	0-3-3	2	1	2	0	0	0		
12	Boles	4	0-2	0-0	0-0	0-0-0	0	0	0	0	0	0	0	13	Rembert	33	2-5	0-0	2-2	1-3-4	5	0	1	1	2	6	21	Betancourt	4	0-0	0-0	0-0	0-0-0	0	0	0	0	0	0		
14	Clear	17	0-1	0-1	0-0	0-2-2	0	0	0	0	1	0	0	Team	25031-67	6-1411-178-34-42	29	15	18	5	5	79	32	Allen	16	3-7	1-3	0-0	4-4-8	2	2	1	0	2	7						
22	Loudermill	2	0-0	0-0	0-0	0-1-1	0	0	0	0	0	0	0	FG's (1st Half: 7-26 26.9%; 2nd Half: 17-24 70.8%; OT: 7-17 41.2%)	33	Gilvin	17	0-3	0-1	0-0	1-2-3	3	0	2	0	3	0														
24	Lampkin	8	2-2	0-0	0-0	0-2-2	3	0	2	1	0	4	3FG's (1st Half: 2-7 28.6%; 2nd Half: 2-3 66.7%; OT: 2-4 50.0%)	Team	20021-67	7-3116-1813-22-3523	7	16	2	14	65																				
Team	20024-57	0-12	8-11	8-22-30	19	8	15	3	13	56	FT's (1st Half: 4-4 100.0%; 2nd Half: 4-7 57.1%; OT: 3-6 50.0%)	FG's (1st Half: 9-30 30.0%; 2nd Half: 12-37 32.4%)																													
FG's (1st Half: 9-27 33.3%; 2nd Half: 10-29 34.5%)	3FG's (1st Half: 0-4 0.0%; 2nd Half: 0-4 0.0%)	FT's (1st Half: 0-1 0.0%; 2nd Half: 6-7 85.7%)	FG's (1st Half: 3-11 27.3%; 2nd Half: 4-20 20.0%)	FT's (1st Half: 6-7 85.7%; 2nd Half: 10-11 90.0%)																																					
#	LA Tech	GS	MIN	FG	3FG	FT	REB	PF	A	TO	B	S	TP	#	LA Tech	GS	MIN	FG	3FG	FT	REB	PF	A	TO	B	S	TP	#	LA Tech	GS	MIN	FG	3FG	FT	REB	PF	A	TO	B	S	TP
44	Roberson	*	24	1-7	0-0	4-8	7-4-11	1	0	2	1	1	6	44	Roberson	*	28	6-10	0-0	6-6	2-7-9	1	0	3	2	1	18	44	Roberson	*	28	6-10	0-0	6-6	2-7-9	1	0	3	2	1	18
2	Walker	*	35	6-16	0-1	3-8	0-9-9	0	3	2	0	3	15	2	Walker	*	29	5-12	0-3	3-4	0-9-9	3	4	6	0	2	13	2	Walker	*	29	5-12	0-3	3-4	0-9-9	3	4	6	0	2	13
4	Sant	*	30	3-6	3-6	1-2	0-2-2	0	0	2	1	1	10	4	Sant	*	34	4-6	3-5	0-0	3-2-5	3	0	3	0	0	1	4	Sant	*	34	4-6	3-5	0-0	3-2-5	3	0	3	0	0	1
10	Bates	*	32	1-6	1-3	2-2	1-4-5	3	2	3	0	0	5	10	Bates	*	33	3-5	1-2	0-2	1-0-1	2	5	5	0	1	7	10	Bates	*	33	3-5	1-2	0-2	1-0-1	2	5	5	0	1	7
23	Nativi	*	26	1-3	1-1	0-0	1-6-7	2	1	1	2	0	3	23	Nativi	*	26	1-4	0-2	0-0	0-3-3	3	5	1	0	1	2	23	Nativi	*	26	1-4	0-2	0-0	0-3-3	3	5	1	0	1	2
1	Smith	2	0-0	0-0	0-0	0-0-0	0	0	0	0	0	0	0	3	Lee	13	2-3	0-0	0-2	0-1-1	2	0	3	0	0	4	3	Lee	13	2-3	0-0	0-2	0-1-1	2	0	3	0	0	4		
3	Lee	18	2-6	0-0	2-2	0-3-3	3	1	0	0	0	6	12	Green	25	4-11	4-11	2-2	0-4-4	3	0	1	0	0	14	12	Green	25	4-11	4-11	2-2	0-4-4	3	0	1	0	0	14			
12	Green	8	0-1	0-1	0-0	0-0-0	0	0	0	0	0	0	0	33	Wurm	12	0-1	0-0	1-2	1-3-4	1	0	1	2	0	1	33	Wurm	12	0-1	0-0	1-2	1-3-4	1	0	1	2	0	1		
24	Brannon	8	0-0	0-0	0-0	0-0-0	0	0	3	0	1	0	Team	25027-69	7-2422-2710-31-4118	14	13	3	5	83	Team	20025-52	8-2312-188-34-42	18	14	23	4	5	70												
33	Wurm	15	5-6	0-0	1-3	2-2-4	1	0	0	1	1	11	FG's (1st Half: 11-35 31.4%; 2nd Half: 12-26 46.2%; OT: 4-8 50.9%)	FG's (1st Half: 10-12 83.3%; 2nd Half: 10-24 41.7%)																											
34	Angoi	2	0-0	0-0	0-0	0-0-0	2	0	2	0	0	0	3FG's (1st Half: 2-12 16.7%; 2nd Half: 4-9 44.4%; OT: 1-3 33.3%)	3FG's (1st Half: 3-10 30.0%; 2nd Half: 5-13 38.5%)																											
45	Bukvic	1	0-0	0-0	1-2	0-0-0	0	0	1	0	0	1	FT's (1st Half: 2-2 100.0%; 2nd Half: 6-6 100.0%; OT: 14-19 73.7%)	FT's (1st Half: 2-2 100.0%; 2nd Half: 10-16 62.5%)																											
Team	20022-51	4-11	20-20	7-25	32	13	13	16	1	3	68	Score by Quarter	1st	2nd	3rd	4th	OT	2OT	Total	Score by Quarter	1st	2nd	3rd	4th	Total																
FG's (1st Half: 8-27 29.6%; 2nd Half: 11-24 45.8%)	3FG's (1st Half: 3-7 42.9%; 2nd Half: 2-5 40.9%)	FT's (1st Half: 7-13 53.8%; 2nd Half: 7-14 50.0%)	Louisiana Tech	15	11	17	17	10	13	83	WKU	12	15	16	22	65																									
Score by Quarter	1st	2nd	3rd	4th	Total	Charlotte	11	9	23	17	10	9	79	Louisiana Tech	23	12	19	16	70																						
Louisiana Tech	16	10	21	10	57																																				
North Texas	10	8	8	18	44																																				

# GAME-BY-GAME BOX SCORES

## UTEP 64, LOUISIANA TECH 54 GAME 31 • 3-9-23 • DENTON, TEXAS

#	UTEP	GS	MIN	FG	3FG	FT	REB	PF	A	TO	B	S	TP
21	Arike	*	24	7-9	0-1	1-3	3-3-6	4	1	2	1	0	15
24	Tac	*	24	1-4	0-1	0-0	0-1-1	4	1	1	0	0	2
1	Jackson	*	35	3-12	1-3	1-1	3-4-7	1	1	5	0	2	8
11	Boyd	*	36	3-14	0-4	4-5	2-5-7	1	4	0	0	4	10
15	Crouse	*	29	1-7	0-3	4-4	3-2-5	4	1	1	1	1	6
2	Wilson		25	5-9	0-1	0-0	2-3-5	0	0	1	0	2	10
13	Lipe		10	4-7	2-4	0-0	0-3-3	3	0	1	0	1	10
25	Montrose		8	1-2	1-1	0-0	0-2-2	0	0	0	0	0	3
	Team			20025-64	4-18	10-13	14-27	41	17	8	12	3	10

FG's (1st Half: 16-34 47.1%; 2nd Half: 9-30 30.0%)  
 3FG's (1st Half: 3-10 30.0%; 2nd Half: 1-8 12.5%)  
 FT's (1st Half: 3-5 60.9%; 2nd Half: 7-8 87.5%)

##	LA Tech	GS	MIN	FG	3FG	FT	REB	PF	A	TO	B	S	TP
44	Roberson	*	33	5-12	0-1	2-2	2-2-4	2	0	0	0	1	12
2	Walker	*	28	4-13	2-2	9-9	0-5-5	3	0	4	0	0	19
4	Sant	*	36	2-11	2-11	0-0	1-3-4	1	1	0	0	0	6
10	Bates	*	35	2-5	0-0	0-0	1-4-5	1	4	7	1	2	4
23	Nativi	*	34	2-4	0-2	0-0	2-4-6	2	2	3	3	2	4
3	Lee		16	1-6	0-0	0-0	0-5-5	4	1	2	0	0	2
12	Green		11	2-4	1-2	0-0	0-0-0	1	1	0	0	0	5
33	Wurm		7	0-1	0-0	2-2	0-2-2	1	0	0	1	0	2
	Team			20018-56	5-18	13-11	27-38	15	9	16	5	5	54

FG's (1st Half: 10-27 37.0%; 2nd Half: 8-29 27.6%)  
 3FG's (1st Half: 4-10 40.0%; 2nd Half: 1-8 12.5%)  
 FT's (1st Half: 4-4 100.0%; 2nd Half: 9-9 100.0%)

Score by Quarter	1st	2nd	3rd	4th	Total
UTEP	15	23	8	18	64
Louisiana Tech	16	12	18	8	54

## LOUISIANA TECH AT ARKANSAS GAME 32 • 3-16-23 • FAYETTEVILLE, ARK.



## 2022-23 Louisiana Tech Women's Basketball Combined Team Statistics All games

### Game Records

Record	Overall	Home	Away	Neutral
ALL GAMES	19-12	10-5	7-5	2-2
CONFERENCE	12-8	6-4	6-4	0-0
NON-CONFERENCE	7-4	4-1	1-1	2-2

### Score by Periods

Team	1st	2nd	3rd	4th	OT	TOT
Louisiana Tech	494	460	522	526	33	2035
Opponents	409	437	474	534	34	1888

### Team Box Score

No.	Player	Total					3-Point		F-Throw		Rebounds				Other Stats							
		GP-GS	MIN	AVG	FG-FGA	FG%	3FG-3FGA	3FG%	FT-FTA	FT%	OFF	DEF	TOT	AVG	PF	DQ	A	TO	BLK	STL	PTS	AVG
2	WALKER, Keiunna	31-31	895:09	28.9	183-428	.428	22-64	.344	168-215	.781	11	130	141	4.5	77	1	61	88	3	34	556	17.9
44	ROBERSON, Anna Larr	22-21	568:03	25.8	103-201	.512	2-8	.250	71-88	.807	41	102	143	6.5	52	1	12	33	14	12	279	12.7
24	BRANNON, Amaya	25-21	624:46	25.0	73-178	.410	10-41	.244	42-53	.792	41	81	122	4.9	45	0	27	62	1	25	198	7.9
10	BATES, Salma	31-30	969:21	31.3	70-175	.400	20-69	.290	43-61	.705	14	85	99	3.2	51	0	109	88	9	27	203	6.5
3	LEE, Robyn	31-1	484:21	15.6	80-155	.516	1-9	.111	38-54	.704	15	52	67	2.2	58	0	37	37	0	11	199	6.4
4	SANT, Lotte	31-10	821:01	26.5	60-147	.408	55-136	.404	13-15	.867	19	53	72	2.3	36	0	20	26	2	9	188	6.1
23	NATIVI, Silvia	31-28	874:59	28.2	49-112	.438	13-43	.302	10-14	.714	27	73	100	3.2	48	0	96	46	12	30	121	3.9
33	WURM, Mackenzie	30-10	381:07	12.7	44-99	.444	0-2	.000	22-31	.710	15	64	79	2.6	39	0	7	19	45	9	110	3.7
12	GREEN, Gabbie	31-3	439:23	14.2	33-103	.320	29-83	.349	12-15	.800	10	45	55	1.8	38	0	23	25	0	5	107	3.5
32	THOMPSON, Kate	20-0	132:51	6.6	14-26	.538	0-0	.000	8-10	.800	10	21	31	1.6	26	0	2	8	3	4	36	1.8
45	BUKVIC, Anja	10-0	35:21	3.5	5-10	.500	1-1	1.000	7-8	.875	0	3	3	0.3	1	0	2	3	0	1	18	1.8
1	SMITH, Autumn	8-0	21:34	2.7	4-6	.667	0-1	.000	2-2	1.000	0	2	2	0.3	5	0	3	2	0	1	10	1.3
34	ANGOI, Ayen	9-0	27:03	3.0	5-6	.833	0-0	.000	0-0	.000	2	5	7	0.8	4	0	0	2	0	1	10	1.1
Team											55	85	140				20					
<b>Total</b>		<b>31</b>	<b>6275</b>		<b>723-1646</b>	<b>.439</b>	<b>153-457</b>	<b>.335</b>	<b>436-566</b>	<b>.770</b>	<b>260</b>	<b>801</b>	<b>1061</b>	<b>34.2</b>	<b>480</b>	<b>2</b>	<b>399</b>	<b>459</b>	<b>89</b>	<b>169</b>	<b>2035</b>	<b>65.6</b>
<b>Opponents</b>		<b>31</b>	<b>6275</b>		<b>693-1793</b>	<b>.387</b>	<b>170-570</b>	<b>.298</b>	<b>332-456</b>	<b>.728</b>	<b>347</b>	<b>721</b>	<b>1068</b>	<b>34.5</b>	<b>574</b>	<b>10</b>	<b>370</b>	<b>471</b>	<b>86</b>	<b>238</b>	<b>1888</b>	<b>60.9</b>

### Team Statistics

	LATECH	OPP
<b>Scoring</b>	<b>2035</b>	<b>1888</b>
Points per game	65.6	60.9
Scoring margin	+4.7	-
<b>Field goals-att</b>	<b>723-1646</b>	<b>693-1793</b>
Field goal pct	.439	.387
<b>3 point fg-att</b>	<b>153-457</b>	<b>170-570</b>
3-point FG pct	.335	.298
3-pt FG made per game	4.9	5.5
<b>Free throws-att</b>	<b>436-566</b>	<b>332-456</b>
Free throw pct	.770	.728
F-Throws made per game	14.1	10.7
<b>Rebounds</b>	<b>1061</b>	<b>1068</b>
Rebounds per game	34.2	34.5
Rebounding margin	-0.2	-
<b>Assists</b>	<b>399</b>	<b>370</b>
Assists per game	12.9	11.9
<b>Turnovers</b>	<b>459</b>	<b>471</b>
Turnovers per game	14.8	15.2
Turnover margin	+0.4	-
Assist/turnover ratio	0.9	0.8
<b>Steals</b>	<b>169</b>	<b>238</b>
Steals per game	5.5	7.7
<b>Blocks</b>	<b>89</b>	<b>86</b>
Blocks per game	2.9	2.8
<b>Winning streak</b>	<b>0</b>	<b>-</b>
Home win streak	0	-
<b>Attendance</b>	<b>22733</b>	<b>11605</b>
Home games-Avg/Game	15-1516	12-967
Neutral site-Avg/Game	-	4-1077

### Team Results

Date	Opponent	Score	Att.
11/07/2022	Central Baptist	W 86-30	1459
11/10/2022	Arkansas St.	W 59-56	2948
11/13/2022	at ULM	W 68-53	1213
11/22/2022	at SMU	L 59-63	622
11/25/2022	vs Stetson	W 73-50	946
11/26/2022	vs Illinois St.	L 53-70	925
11/27/2022	vs George Washington	W 71-52	729
12/03/2022	Alcorn	W 70-59	1338
12/08/2022	Vanderbilt	Lot 70-75	1515
12/12/2022	South Alabama	W 73-50	1190
12/18/2022	UTEP	L 54-62	1371
12/29/2022	at UTSA	W 62-57	852
12/31/2022	Charlotte	L 57-66	1622
01/05/2023	Rice	W 79-74	1273
01/07/2023	at UTEP	L 66-72	856
01/11/2023	North Texas	W 81-66	1265
01/14/2023	at UAB	W 61-55	289
01/19/2023	at Western Ky.	L 55-66	822
01/21/2023	at Middle Tenn.	L 50-68	3411
01/26/2023	UAB	W 67-62	1165
01/28/2023	UTSA	L 63-66	1438
02/02/2023	at Rice	L 57-60	575
02/09/2023	FIU	W 76-65	1394
02/11/2023	Fla. Atlantic	W 68-56	1795
02/16/2023	at North Texas	W 57-44	1547
02/18/2023	at Charlotte	Wot2 83-79	749
02/23/2023	Western Ky.	W 70-65	1323
02/25/2023	Middle Tenn.	L 59-61	1637
03/02/2023	at FIU	W 69-62	668
03/04/2023	at Fla. Atlantic	W 65-60	1
03/09/2023	vs UTEP	L 54-64	1708

## TV/RADIO ROSTER



**1**  
**AUTUMN SMITH**  
5-6 - SO. - GUARD  
ARLINGTON, TEXAS



**2**  
**KEIUNNA WALKER**  
5-6 - SR. - GUARD  
LONOKE, ARK.



**3**  
**ROBYN LEE**  
5-8 - SO. - GUARD  
MOSS POINT, MISS.



**4**  
**LOTTE SANT**  
6-1 - JR. - GUARD  
AMSTERDAM, THE NETHERLANDS



**10**  
**SALMA BATES**  
5-7 - JR. - GUARD  
KENNER, LA.



**12**  
**GABBIE GREEN**  
5-6 - GR. - GUARD  
BELLVILLE, TEXAS



**23**  
**SILVIA NATIVI**  
6-0 - SO. - GUARD  
FERRARA, ITALY



**24**  
**AMAYA BRANNON**  
5-11 - SO. - GUARD  
PLANO, TEXAS



**32**  
**KATE THOMPSON**  
6-2 - SO. - FORWARD  
DENHAM, SPRINGS, LA.



**33**  
**MACKENZIE WURM**  
6-4 - SO. - FORWARD  
ALLEN, TEXAS



**34**  
**AYEN ANGOI**  
6-0 - FR. - FORWARD  
DALLAS, TEXAS



**44**  
**ANNA LARR ROBERSON**  
6-3 - JR. - FORWARD  
RUSTON, LA.



**45**  
**ANJA BUKVIC**  
5-10 - FR. - GUARD  
BELGRADE, SERBIA

### PRONUNCIATION GUIDE

- #2 KEIUNNA WALKER - KEE-AH-NUH
- #4 LOTTE SANT - LO-TUH SAHNT
- #23 SILVIA NATIVI - NUH-TEE-VEE
- #33 MACKENZIE WURM - WORM
- #34 AYEN ANGOI - UH-YEN UN-WEE
- #44 ANNA LARR ROBERSON - RAH-BERSON
- #45 ANJA BUKVIC - ON-YUH BOO-K-WITCH