

FIGHTING ILLINI

2022-23 UNIVERSITY OF ILLINOIS BASKETBALL



2023 NCAA Tournament // First Round // West Region

9 Illinois (20-12, 11-9 Big Ten) vs. 8 Arkansas (20-13, 8-10 SEC)

Thursday, March 16, 2023 // 3:30 p.m. CT // Des Moines, Iowa // Wells Fargo Arena

TV: TBS – Brandon Anderson (Play-By-Play), Jim Jackson (Analyst), Allie LaForce (Reports)

Radio: Busey Bank Illini Sports Network – Brian Barnhart (Play-By-Play), Deon Thomas (Analyst)

National Radio: Westwood One – Jason Benetti (Play-By-Play), Robbie Hummel (Analyst) // Satellite Radio: SiriusXM –136/204

ILLINOIS 2022-23 SCHEDULE & RESULTS

DATE	OPPONENT	TIME/RESULT	TV
NOVEMBER (6-1)			
7	EASTERN ILLINOIS	W, 87-57	ESPNU
11	KANSAS CITY	W, 86-48	BTN
14	MONMOUTH	W, 103-65	BTN
18	vs. #8 UCLA [1]	W, 79-70	ESPNU
20	vs. #16 Virginia [1]	L, 61-70	ESPN
25	LINDENWOOD	W, 92-59	B1G+
29	SYRACUSE [2]	W, 73-44	ESPN
DECEMBER (3-3)			
2	at #22 Maryland	L, 66-71	BTN
6	vs. #2 Texas [3]	W, 85-78 (OT)	ESPN
10	PENN STATE	L, 59-74	BTN
17	ALABAMA A&M	W, 68-47	BTN
22	vs. Missouri [4]	L, 71-93	SECN
29	BETHUNE-COOKMAN	W, 85-52	FS1
JANUARY (7-2)			
4	at Northwestern	L, 60-73	BTN
7	#14 WISCONSIN	W, 79-69	ESPN2
10	at Nebraska	W, 76-50	BTN
13	MICHIGAN STATE	W, 75-66	FS1
16	at Minnesota	W, 78-60	BTN
19	INDIANA	L, 65-80	FS1
24	OHIO STATE	W, 69-60	ESPN
28	at Wisconsin	W, 61-51	FOX
31	NEBRASKA	W, 72-56	BTN
FEBRUARY (3-4)			
4	at Iowa	L, 79-81	FOX
11	#24 RUTGERS	W, 69-60	FS1
14	at Penn State	L, 81-93	ESPNU
18	at #14 Indiana	L, 68-71	ESPN
20	MINNESOTA	W, 78-69	BTN
23	#21 NORTHWESTERN	W, 66-62	BTN
26	at Ohio State	L, 60-72	CBS
MARCH (1-2)			
2	MICHIGAN	W, 91-87 (20T)	ESPN
5	at #5 Purdue	L, 71-76	FOX
9	vs. Penn State [5]	L, 76-79	BTN
16	vs. Arkansas [6]	3:30 p.m.	TBS

All Times Listed are Central

BOLD - State Farm Center, Champaign, Ill.

[1] - Continental Tire Main Event, Las Vegas

[2] - ACC/Big Ten Challenge

[3] - Jimmy V Classic, New York City

[4] - McBride Homes Braggin' Rights, St. Louis

[5] - Big Ten Tournament, Chicago

[6] - NCAA Tournament, Des Moines, Iowa

PROBABLE STARTERS

Pos. No.	Name	Ht.	Wt.	Yr.	PPG	RPG	APG	Note
G 0	Terrence Shannon Jr.	6-6	225	Sr.	17.1	4.7	2.9	First-Team All-Big Ten
G 15	RJ Melendez	6-7	205	So.	5.9	3.4	0.8	83.3% FT (40-48)
G/F 24	Matthew Mayer	6-9	225	Gr.	12.8	5.5	1.2	Third-Team All-Big Ten
F 33	Coleman Hawkins	6-10	225	Jr.	9.9	6.3	3.0	Leads UI in rebounds, assists & minutes
F 42	Dain Dainja	6-9	270	r-So.	9.7	5.5	0.5	63.7% FG (130-204)

OFF THE BENCH

Pos. No.	Name	Ht.	Wt.	Yr.	PPG	RPG	APG	Note
G 3	Jayden Epps	6-2	190	Fr.	9.7	1.9	1.5	17 pts with 4 threes vs Minnesota
G 10	Luke Goode	6-7	200	So.	3.8	1.3	0.3	9.0 ppg over last 2 games
G 1	Sencire Harris	6-4	160	Fr.	3.7	2.1	0.8	B1G-high 11 pts, 5 reb at #5 Purdue
G/F 20	Ty Rodgers	6-6	200	Fr.	3.2	4.1	1.0	Career-high 14 pts, 7 reb vs Michigan
C 12	Brandon Lieb	7-0	220	Jr.	0.9	1.1	0.1	3 reb in 7 min at #14 Indiana
G 22	Paxton Warden	6-4	180	Fr.	0.2	0.0	0.0	First-year walkon
G 5	AJ Redd	6-3	160	Fr.	0.0	0.0	0.0	Former student manager now on roster

OUT

Pos. No.	Name	Ht.	Wt.	Yr.	PPG	RPG	APG	Note
F 2	Connor Serven	6-9	235	Jr.	0.2	0.8	0.0	Walkon sidelined for season with injury
G 11	Niccolo Moretti	6-1	160	Fr.	—	—	—	Joined team Jan. 26; will redshirt

HEAD COACH BRAD UNDERWOOD

Career Record: 223-105 (.680), 10th year

At Illinois: 114-78 (.594), 6th year

Big Ten: 66-52 (.559)

NCAA Tournament, Career: 4-6 (seventh appearance)

NCAA Tournament at Illinois: 2-2 (third appearance)

NCAA TOURNAMENT HISTORY

Appearances / Streak: 33rd / 3

Record: 42-33 (.560)

Final Four Appearances / Last: 5 / 2005

NCAA TOURNAMENT FIRST ROUND OPPONENT – 8 SEED ARKANSAS

Series Record: Illinois leads 5-0

Last Meeting: #5 Illinois 72, Arkansas 60 (12/4/2004 at Little Rock, Ark.)

Record in the NCAA Tournament: First meeting

Underwood vs. Arkansas at Illinois / All-Time: First meeting / 1-0

FIGHTING ILLINI BASKETBALL UNDER HEAD COACH BRAD UNDERWOOD

• Three straight NCAA Tournament appearances (*fourth precluded by COVID-19 cancellation in 2020*)

• Big Ten's winningest team in league play over the last four seasons (55-25, .688)

• Four straight 20-win regular seasons

• Four straight top-five B1G finishes

• Four straight winning records in B1G play

• 2022 B1G Champions

• Led B1G in wins in 2021

• 2021 B1G Tournament Champions

ILLINOIS ATHLETICS COMMUNICATION

Address: 1700 S. Fourth St., Champaign, IL 61820

Basketball SID: Derrick Burson

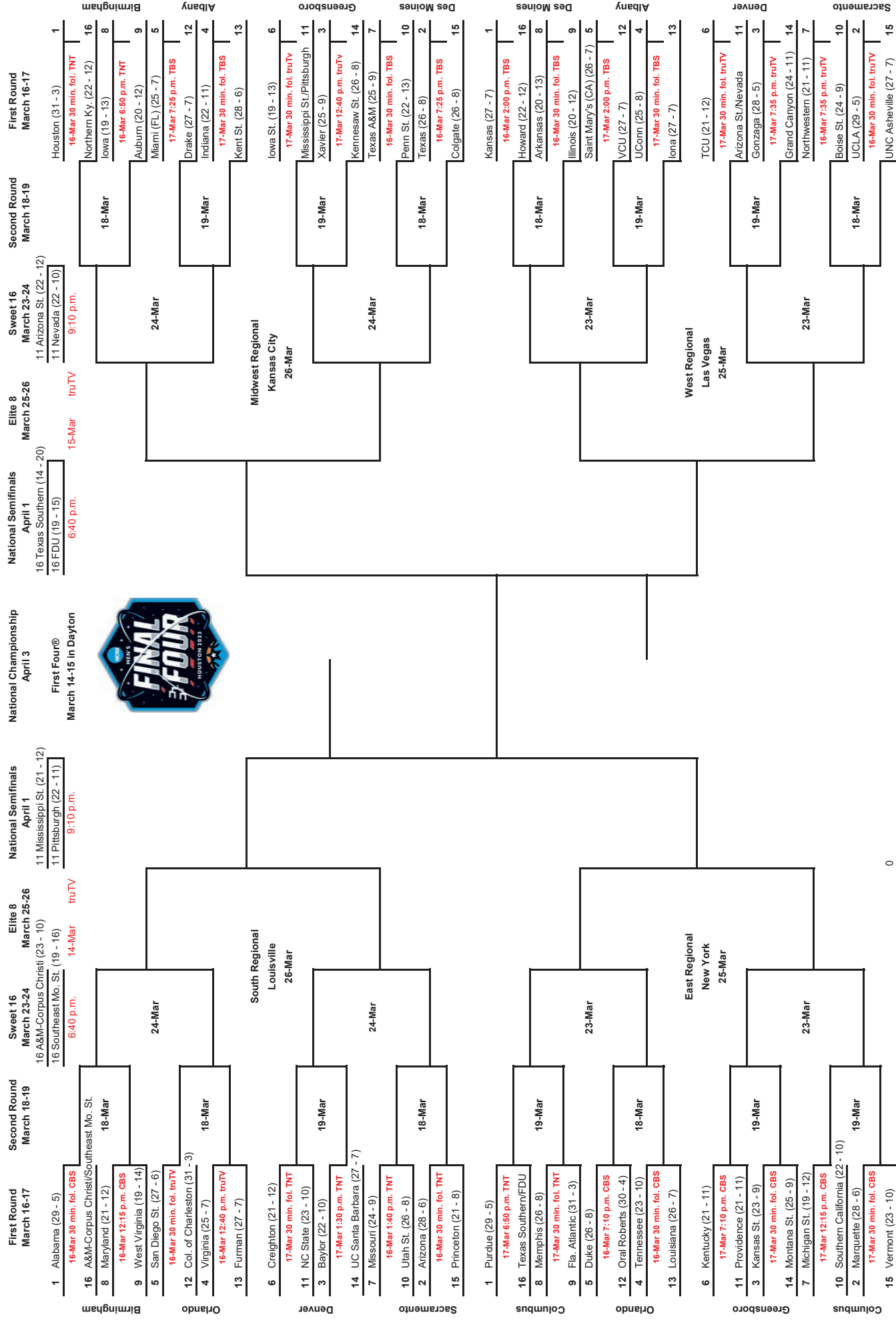
Email: burson@illinois.edu

Cell: 217-766-7315

Website: FightingIllini.com

Twitter/Instagram: @IlliniMBB

2023 NCAA Division I Men's Basketball Championship



First- and second-round sites for March 16 and 18 include Birmingham, Des Moines, Orlando and Sacramento. First- and second-round sites for March 17 and 19 include Albany, Columbus, Denver and Greensboro. Regional sites for March 23 and 25 are Las Vegas and New York. Regional sites for March 24 and 26 are Kansas City and Louisville.

2022-23 ILLINOIS NUMERICAL ROSTER

No.	Name	Pos.	Ht.	Wt.	Yr.	Hometown	Notable
0	Terrence Shannon Jr.	G	6-6	225	Sr.	Chicago, Ill.	First-team All-Big Ten; 1,400+ point career scorer
1	Sencire Harris	G	6-4	160	Fr.	Canton, Ohio	Defensive and energy burst has sparked many key Illini victories
2	Connor Serven	F	6-9	235	Jr.	Prairie City, Ill.	Third year walkon; Academic All-Big Ten
3	Jayden Epps	G	6-2	190	Fr.	Norfolk, Va.	Freshman is fourth on team in scoring
5	AJ Redd	G	6-3	160	Fr.	Chicago, Ill.	Former student manager added to roster Dec. 21
10	Luke Goode	G	6-7	200	So.	Fort Wayne, Ind.	Has played in nine games since returning from broken foot in October
11	Niccolo Moretti	G	6-1	160	Fr.	Bologna, Italy	Joined Illini on Jan. 26 after spending fall at NBA Global Academy
12	Brandon Lieb	C	7-0	220	Hr.	Deerfield, Ill.	Academic All-Big Ten; provides depth at center position
15	RJ Melendez	G	6-7	205	So.	Arecibo, Puerto Rico	Strong wing defender has started 17 games
20	Ty Rodgers	G/F	6-6	200	Fr.	Saginaw, Mich.	Won gold medal with USA at 2022 FIBA U18 Americas Championship
22	Paxton Warden	G	6-4	180	Fr.	Glen Ellyn, Ill.	Walkon won 2022 Illinois state title at Glenbard West
24	Matthew Mayer	G/F	6-9	225	Gr.	Austin, Texas	Third-team All-Big Ten; Won 2021 NCAA title at Baylor
33	Coleman Hawkins	F	6-10	225	Jr.	Sacramento, Calif.	One of nation's most versatile players who plays and defends all 5 positions
42	Dain Dainja	F	6-9	270	r-So.	Brooklyn Park, Minn.	Has started 20 games; shooting better than 63% from the field

Richmond Family Endowed Men's Head Basketball Coach: Brad Underwood (6th year at Illinois, 10th year overall)

Assistant Coaches: Geoff Alexander (6th year), Tim Anderson (2nd year), Chester Frazier (2nd year)

Assistant to the Head Coach: Zach Hamer (4th year)

Strength & Conditioning Coach: Adam Fletcher (8th year)

Assistant Athletic Director: Joey Biggs (6th year)

Director of Recruiting and Scouting: Tyler Underwood (2nd year)

Video Coordinator: Patrick Bittle (2nd year)

Athletic Trainer: Paul Schmidt (11th year)

Director of Branding and Creative Media: Courtney Bay (2nd year)

Graduate Managers: Bobby Gikas (2nd year) & Marcus Anderson (2nd year)

Pronunciation

DAIN DAINJA

Luke GOODE

SENCIRE Harris

DAYN DAYN-juh

GOOD-ee

sin-SEER

Pronunciation

Brandon LIEB

Matthew MAYER

Zach HAMER

LEEB

MY-er

HAY-mer

NCAA TOURNAMENT MEDIA INFORMATION

Media Headquarters:

Holiday Inn Downtown Mercy Campus
1050 6th Avenue, Des Moines, IA 50314

Media Coordinator:

Mike Kern, Associate Commissioner, Missouri Valley Conference
kern@mvc.org 314-435-4779

Assistant Media Coordinator:

Malory Henze, Director, Missouri Valley Conference
mhenze@mvc.org 641-485-1222

Media Schedule at Wells Fargo Arena:

Wednesday, March 15

11:05 a.m. Selected Illinois players press conference
11:20 a.m. Coach Brad Underwood press conference
11:45 a.m. Illinois open practice (40 min.)
12:35 p.m. Selected Arkansas players press conference
12:50 p.m. Coach Eric Musselman press conference
1:15 p.m. Arkansas open practice (40 min.)

Thursday, March 16

First-Round Game #1 – 1 p.m., TBS:
1 Kansas vs. 16 Howard
First-Round Game #2 – 3:30 p.m., TBS:
8 Arkansas vs. 9 Illinois
First-Round Game #3 – 6:25 p.m., TBS:
2 Texas vs. 15 Colgate
First-Round Game #4 – 8:55 p.m., TBS:
7 Texas A&M vs. 10 Penn State

Friday, March 17

12 p.m. Game #1 winner closed practice (90 min.)
1:35 p.m. Game #1 winner selected players press conference
1:55 p.m. Game #1 winner coach press conference
2:20 p.m. Game #2 winner selected players press conference
2:40 p.m. Game #2 winner coach press conference
3:10 p.m. Game #2 winner closed practice (90 min.)

Saturday, March 18

Second-Round Game #1 – TBA
Second-Round Game #2 – TBA (30 min. following Game #1)

Fighting Illini NCAA Tournament Notes

- Illinois is making its 33rd all-time appearance in the NCAA Tournament, and third straight.
- Illinois ranks fifth among Big Ten teams and 19th among all schools for most NCAA Tournament appearances.
- Illinois is one of four Big Ten teams – and one of 19 teams nationally – to earn a bid in each of the last three NCAA Tournaments.
- Illinois' active streak of three straight NCAA Tournament appearances is its longest since participating eight years in a row from 2000 through 2007.
- Illinois is one of 13 programs to have won NCAA Tournament games each of the past two seasons.
- Illinois has compiled a 42-33 (.560) record all-time in NCAA Tournament games.
- Illinois' 42 NCAA Tournament wins ranks 22nd among all schools.
- Illinois' 42 NCAA Tournament wins are third most among teams yet to win a national championship, trailing Purdue (44) and Oklahoma (43).
- Since 1975, when the field was increased to 32 teams, Illinois has advanced to the Sweet 16 eight times, the Elite Eight four times, and the Final Four twice.
- Illinois has made five appearances in the NCAA Final Four, finishing as the national runner-up in 2005, placing third in 1949, 1951 and 1952, and tying for third in 1989.
- Illinois' five Final Four appearances are second most among teams yet to win a national title, trailing only Houston (6), and tied with Oklahoma.
- Head Coach **Brad Underwood** has brought Fighting Illini Basketball back to being a national contender. His rebuild of the program brought success in year three of his tenure, leading the Illini to a top-25 finish and what would have been an NCAA Tournament appearance before the 2020 postseason was canceled due to COVID-19. He directed Illinois to a Big Ten Tournament title and #1 seed in 2021, as Illinois played in the NCAA Tournament for the first time since 2013. Underwood guided the Illini to a Big Ten Championship and #4 seed last year, advancing to the Round of 32 for the second straight season.
- With this year's appearance, **Underwood** becomes the fourth coach in school history to lead Illinois to at least three straight NCAA Tournaments, joining **Lou Henson** (eight straight from 1983-90 and three in a row from 1993-95), **Bill Self** (three straight from 2001-03), and **Bruce Weber** (four in a row from 2004-07).
- **Underwood** is making his seventh trip to the NCAA Tournament with his third program in 10 seasons as a Div. I head coach. He previously led Stephen F. Austin to three consecutive appearances from 2014-2016, advancing to the Round of 32 in 2014 and 2016. He then took Oklahoma State to the Tournament in his lone season in Stillwater in 2017. Underwood owns a 4-6 career record in the NCAA Tournament.

ILLINI RECORD UNDER BRAD UNDERWOOD

	2022-23	Total			
Plays at home	15-2	75-22	Wears white uniforms	8-2	39-13
Plays on the road	3-7	27-39	Wears white throwback uniforms	5-3	18-10
Plays at neutral site	2-3	12-17	Wears orange uniforms	4-3	28-18
Plays at United Center	0-1	1-4	Wears orange throwback uniforms	2-3	23-15
Big Ten record	11-9	66-52	Wears blue uniforms	1-1	3-21
Big Ten at home	8-2	40-18	NCAA Tournament	0-0	2-2
Big Ten on the road	3-7	25-33	Big Ten Tournament	0-1	4-4
Big Ten at neutral site	0-0	1-1	In November	6-1	28-10
When ranked (AP)	8-5	53-26	In December	3-3	20-18
Plays a ranked (AP) opponent	5-4	22-30	In January	7-2	28-19
Plays a Top-10 (AP) opponent	2-1	12-11	In February	3-4	24-22
Wins the game before	10-10	69-44	In March	1-2	14-9
Loses the game before	9-2	40-33	Plays during the day	4-6	36-26
Leading at the half	16-3	88-25	Plays at night (5 pm or after start)	16-6	78-52
Tied at the half	0-0	4-1	Overtime	1-0	7-5
Trailing at the half	4-9	22-52	Margin is 5 points or less	2-5	30-22
Shoots 45% or better	13-4	75-20	Margin is 6-10 points	8-1	28-26
Shoots less than 45%	7-8	39-58	Margin is 11-20 points	2-5	24-24
Opp. shoots less than 45%	19-4	94-19	Margin is more than 20	8-1	32-6
Opp. shoots 45% or better	1-8	20-59	Scores 59 points or less	0-1	6-14
Shoots better/same than opp.	19-3	91-10	Scores 60-69 points	4-6	16-35
Shoots worse than opp.	1-9	15-68	Scores 70-79 points	8-4	45-18
Shoots more/same FT than opp.	17-6	86-26	Scores 80-89 points	4-1	21-9
Shoots fewer FT than opp.	3-6	28-52	Scores 90-99 points	2-0	19-2
Makes more/same FT than opp.	18-5	88-22	Scores 100+ points	1-0	6-0
Makes fewer FT than opp.	2-7	26-56	On CBS	0-1	3-3
Grabs more/same reb. than opp.	17-7	88-34	On FOX	1-2	3-5
Grabs fewer rebounds than opp.	3-5	26-44	On ESPN	4-2	12-7
Scores more/same bench pts than opp.	14-9	78-43	On ESPN2	1-0	8-6
Scores fewer bench pts than opp.	6-3	36-35	On BTN	8-4	50-28
Has fewer/equal turnovers than opp.	12-3	63-41	On FS1	3-1	14-19
Has more turnovers than opp.	8-9	51-37	On ESPN	2-1	6-5
Scores 70 or more points	15-5	91-29	On ESPNEWS	0-0	1-1
Has 15+ assists	8-1	61-24	On TBS	0-0	1-0
Has a 20+ point scorer	14-5	71-37	On TNT	0-0	1-0
			On B1G+	1-0	14-1

• Illinois has five returning players on its roster with NCAA Tournament experience: **Coleman Hawkins** (three games total, one in 2021 and two in 2022), **Luke Goode** and **RJ Melendez** (one game apiece in 2022), and **Brandon Lieb** and **Connor Serven** (one game each in 2021).

• **Hawkins** started both games for the Illini in last year's NCAA Tournament. He had 10 points and eight rebounds in the First Round win over Chattanooga, securing the victory by blocking a shot by Malachi Smith with five seconds left and the Illini up by one.

• A pair of transfers have the most NCAA Tournament experience on the current Illini roster. **Matthew Mayer** played in 10 NCAA games while at Baylor, averaging 8.6 points, and was part of the 2021 Bears squad that won the national title. **Terrence Shannon Jr.** played in five NCAA games at Texas Tech, averaging 12.2 points.

• Both **Mayer** and **Shannon** have played against Arkansas in the NCAA Tournament. Baylor defeated Arkansas in the 2021 Elite Eight, with **Mayer** scoring seven points off the bench. That was after Arkansas beat Texas Tech in the 2021 Second Round, with **Shannon** starting and scoring 20 points.

• Illinois and Arkansas are meeting in the NCAA Tournament for the first time. The Illini lead the all-time series over the Razorbacks, 5-0.

• Illinois and Arkansas last played on Dec. 4, 2004 in Little Rock, a 72-60 Illini victory. Illinois took over the No. 1 spot in the polls two days later and held on to the No. 1 ranking in the AP poll for the remainder of the 2004-05 season, finishing as the 2005 NCAA runner-up.

• Illinois is 1-7 all-time against SEC teams in the NCAA Tournament, with the following win:
1985 Second Round (Atlanta, Ga.) – #3 Illinois 74, #6 Georgia 58

• Illinois has earned a #10 seed in the NCAA Tournament for the first time in school history.

• Illinois is 2-10 as a lower (worse) seed in the NCAA Tournament, with the following wins:
2004 Round of 32 (Columbus, Ohio) – #5 Illinois 92, #4 Cincinnati 68
2011 Round of 64 (Tulsa, Okla.) – #9 Illinois 73, #8 UNLV 62

TOP 25 NATIONAL RANKINGS

ASSOCIATED PRESS POLL (MARCH 13)

Rk.	School	Record	Points	Previous
1.	Alabama (48)	29-5	1,508	4
2.	Houston (9)	31-3	1,404	1
3.	Purdue (3)	29-5	1,367	5
4.	Kansas	27-7	1,303	3
5.	Texas	26-8	1,276	7
6.	Marquette	28-6	1,244	6
7.	UCLA (1)	29-5	1,209	2
8.	Arizona	28-6	1,155	8
9.	Gonzaga	28-5	1,046	9
10.	Connecticut	25-8	854	11
11.	Baylor	22-10	779	10
12.	Duke	26-8	763	21
13.	Xavier	25-9	738	15
14.	Virginia	25-7	711	13
15.	Kansas State	23-9	709	12
16.	Miami	25-7	581	14
17.	Texas A&M	25-9	562	18
18.	San Diego State	27-6	550	20
19.	Saint Mary's	26-7	426	16
20.	Tennessee	23-10	381	17
21.	Indiana	22-11	332	19
22.	TCU	21-12	254	22
23.	Missouri	24-9	171	25
24.	Memphis	26-8	110	-
25.	Florida Atlantic	31-3	99	-

COACHES POLL (MARCH 13)

Rk.	School	Record	Points	Previous
1.	Houston (21)	31-3	777	1
2.	Alabama (8)	29-5	759	5
3.	Purdue (2)	29-5	728	3
4.	Marquette	28-6	654	6
5.	Kansas (1)	27-7	652	4
6.	UCLA	29-5	649	2
7.	Texas	26-8	647	7
8.	Arizona	28-6	608	9
9.	Gonzaga	28-5	546	8
10.	Virginia	25-7	418	11
11.	Baylor	22-10	399	10
12.	Connecticut	25-8	391	14
13.	Kansas State	23-9	370	12
14.	Xavier	25-9	369	15
15.	Miami	25-7	342	13
16.	Duke	26-8	334	21
17.	Texas A&M	25-9	289	18
18.	San Diego State	27-6	266	20
19.	Saint Mary's	26-7	240	16
19.	Indiana	22-11	240	17
21.	Tennessee	23-10	153	19
22.	Creighton	21-12	118	22
23.	TCU	21-12	117	23
24.	Missouri	24-9	65	-
25.	Florida Atlantic	31-3	54	-

ILLINI WEEK-BY-WEEK RANKINGS

	AP	Coaches		AP	Coaches
Preseason	23	23	Jan. 16	RV	23
Nov. 14	19	20	Jan. 23	RV	RV
Nov. 21	16	14	Jan. 30	RV	25
Nov. 28	16	17	Feb. 6	RV	RV
Dec. 5	17	17	Feb. 13	RV	RV
Dec. 12	18	19	Feb. 20	RV	-
Dec. 19	16	16	Feb. 27	-	-
Dec. 26	RV	22	March 6	-	-
Jan. 2	RV	24	March 13	-	-
Jan. 9	RV	RV	Final		

ILLINOIS SEASON/CAREER TOTALS			
	Consecutive	Season	Career*
Starts			
Coleman Hawkins	32	32	46
Matthew Mayer	32	32	32
Terrence Shannon Jr.	4	29	29
Dain Dainja	20	20	20
RJ Melendez	3	17	17
Sky Clark		12	12
Jayden Epps		11	11
Sencire Harris		7	7
Leads Team in Scoring			
Terrence Shannon Jr.	1	13	13
Matthew Mayer		12	12
Dain Dainja		3	3
Coleman Hawkins		2	3
Sky Clark		1	1
Jayden Epps		1	1
Leads Team in Rebounding			
Coleman Hawkins		14	16
Matthew Mayer	3	8	8
Terrence Shannon Jr.		7	7
Dain Dainja		5	5
Ty Rodgers		3	3
RJ Melendez		2	2
Sky Clark		1	1
Sencire Harris		1	1
Luke Goode		0	1
Double-Digit Scoring Games			
Terrence Shannon Jr.	5	26	26
Coleman Hawkins	1	15	22
Matthew Mayer		21	21
Jayden Epps		20	20
Dain Dainja	1	12	12
RJ Melendez		6	6
Sky Clark		4	4
Sencire Harris		2	2
Ty Rodgers		2	2
Luke Goode		1	1
20+ Point Games			
Terrence Shannon Jr.		10	10
Matthew Mayer		7	7
Dain Dainja		3	3
Coleman Hawkins		2	2
Jayden Epps		1	1
10+ Rebound Games			
Coleman Hawkins		3	5
Dain Dainja		2	2
Terrence Shannon Jr.		2	2
Matthew Mayer		1	1
RJ Melendez		1	1
Double-Doubles			
Coleman Hawkins		3	4
Dain Dainja		2	2
Terrence Shannon Jr.		2	2
Matthew Mayer		1	1
RJ Melendez		1	1
Triple-Doubles			
Coleman Hawkins		1	1
5+ Assist Games			
Coleman Hawkins		6	7
Terrence Shannon Jr.		5	5
Jayden Epps		2	2
Sky Clark		1	1
Matthew Mayer		1	1
Ty Rodgers		1	1
3+ Steal Games			
Terrence Shannon Jr.		7	7
Coleman Hawkins		1	4
Dain Dainja		3	3
Sencire Harris		3	3
Jayden Epps		2	2
RJ Melendez		1	1
3+ Block Games			
Coleman Hawkins		5	6
Matthew Mayer		5	5
Dain Dainja		5	5
RJ Melendez		1	1

* = at Illinois

- Illinois is 1-0 against the #7 seed in the NCAA Tournament:
1984 Second Round (Milwaukee, Wis.) – #2 Illinois 64, #7 Villanova 56
- Illinois is 24-8 when playing its opening game of the NCAA Tournament and has won its first game in each of the last four Tournaments (2011, 2013, 2021 & 2022).
- Illinois is playing in Des Moines in the NCAA Tournament for the first time.
- Illinois is in the West Region for the seventh time (4-6 record), and first since 2007.
- Illinois played a total of 15 games against 11 teams that made this year's NCAA Tournament, compiling a record of 4-11. Here is a game-by-game look at how Illinois did against the 2023 Tournament field:

Nov. 18	vs. #8 UCLA	W	79-70
Nov. 20	vs. #16 Virginia	L	61-70
Dec. 2	at #22 Maryland	L	66-71
Dec. 6	vs. #2 Texas	W	85-78 (OT)
Dec. 10	Penn State	L	59-74
Dec. 22	vs. Missouri	L	71-93
Jan. 4	at Northwestern	L	60-73
Jan. 13	Michigan State	W	75-66
Jan. 19	Indiana	L	65-80
Feb. 4	at Iowa	L	79-81
Feb. 14	at Penn State	L	81-93
Feb. 18	at #14 Indiana	L	68-71
Feb. 23	#21 Northwestern	W	66-62
March 5	at #5 Purdue	L	71-76
March 9	vs. Penn State	L	76-79

- Illinois is one of 10 teams with multiple wins over top-2 seeds, defeating #2 UCLA and #2 Texas.
- There are eight Big Ten teams participating in this year's NCAA Tournament: Illinois, Indiana, Iowa, Maryland, Michigan State, Northwestern, Penn State and Purdue.
- The Big Ten has had the most NCAA Tournament teams each of the last three seasons, with a league-record nine teams in both 2021 and 2022 and eight this year.
- Illinois' all-time scores vs. first- and possible second-round opponents:

#8 Arkansas (5-0)

12-14-1949	65-53	W	Champaign, Ill.
12-8-2001	94-91	W	Chicago, Ill.
12-7-2002	62-58	W	Little Rock, Ark.
12-6-2003	85-61	W	Chicago, Ill.
12-4-2004	72-60	W	Little Rock, Ark.

#1 Kansas (3-3)

11-29-1987	81-75	W	Lahaina, Maui, Hawaii	
12-19-1998	55-65	L	Kansas City, Mo.	
12-18-1999	84-70	W	Chicago, Ill.	
3-23-2001	80-64	W	San Antonio, Texas	NCAA Sweet 16
3-22-2002	69-73	L	Madison, Wis.	NCAA Sweet 16
3-20-2011	59-73	L	Tulsa, Okla.	NCAA Round of 32

#16 Howard (1-0)

12-23-1985	95-61	W	Champaign, Ill.
------------	-------	---	-----------------

- There are eight former Illinois coaches participating in this year's NCAA Tournament:
 - Former head coach **Bill Self** (Kansas head coach)
 - Former assistant coaches **Orlando Antigua** (Kentucky associate coach), **Chin Coleman** (Kentucky assistant coach), **Stephen Gentry** (Gonzaga assistant coach), **Chris Lowery** (Northwestern associate coach), **Norm Roberts** (Kansas assistant coach) and **Jamall Walker** (Grand Canyon assistant coach)
 - Former graduate assistant **Brian Dutcher** (San Diego State head coach)
- The Illini have two former players on coaching staffs of teams participating in the NCAA Tournament:
 - **Chester Frazier** (Illinois assistant coach) and **Roger Powell** (Gonzaga assistant coach)
- There is one former Illini player in the NCAA Tournament:
 - **Jacob Grandison** (Duke graduate transfer)

Illini Single-Game Bests in NCAA Tournament Play

Points	31, Deron Williams vs. Cincinnati, 3/21/2004
Rebounds	16, Nick Anderson vs. Syracuse, 3/26/89
	16, Brian Cook vs. Notre Dame, 3/22/2003
Field Goals	12, Kenny Battle vs. Syracuse, 3/26/89
	12, Nick Anderson vs. Louisville, 3/24/89

Field Goal Pct.	.875 (7-8), Lowell Hamilton vs. McNeese State, 3/16/89
	.875 (7-8), Deon Thomas vs. Georgetown, 3/18/94
3-Pt FGs	6, Cory Bradford vs. Arizona, 3/23/2001
	6, Deron Williams vs. Cincinnati, 3/21/2004
	6, Luther Head vs. Louisville, 4/2/2005
	6, Jamar Smith vs. Air Force, 3/16/2006
3-Pt. FG Pct.	.833 (5-6), Frank Williams vs. San Diego State, 3/15/2002
Free Throw Pct.	1.000 (8-8), Mark Smith vs. Wyoming, 3/14/81
	1.000 (8-8), Kenny Battle vs. McNeese State, 3/16/89
	1.000 (7-7), Ken Norman vs. Northeastern, 3/15/85
	1.000 (7-7), Efram Winters vs. Georgia, 3/17/85
	1.000 (7-7), Kofi Cockburn vs. Houston, 3/20/2022
Free Throws	16, Kiwane Garris vs. Southern Cal, 3/14/97
Assists	12, Kiwane Garris vs. Southern Cal, 3/14/97
Steals	6, Bruce Douglas vs. Georgia, 3/17/85
Blocked Shots	3, Lowell Hamilton vs. Austin Peay, 3/12/87
	3, Kofi Cockburn vs. Chattanooga, 3/18/2022
Minutes	44, Deron Williams vs. Arizona, 3/26/2005

- Illinois' all-time leading scorer in NCAA Tournament play is **Dee Brown**, who tallied 179 points in 13 games from 2003-06.
- Illinois' all-time leading rebounder in NCAA Tournament play is **James Augustine**, who grabbed 102 boards in 13 games from 2003-06.
- 22 different Fighting Illini players have recorded double-doubles in NCAA Tournament action. **James Augustine** is the Illinois career leader with three career Tournament double-doubles. The most recent double-double by an Illini in the Tournament was **Kofi Cockburn's** 17-point, 13-rebound performance in last year's first-round win over Chattanooga.
- **Frank Williams** scored 30 points in a Sweet 16 victory over Kansas in 2001, the first 30-point game by an Illini in the NCAA Tournament. The UI single-game tournament scoring record was eclipsed three years later by **Deron Williams'** 31-point performance in a Round of 32 victory over Cincinnati in 2004.
- *More information on Illinois in the NCAA Tournament is available on p. 14-23.*

2022-23 FIGHTING ILLINI STARTING LINE-UPS

Date	Game	G	G	G/F	G/F	F	Record*
Nov. 7	Eastern Illinois	Clark	Shannon Jr.	Melendez	Mayer	Hawkins	1-0 (1)
Nov. 11	Kansas City	Clark	Shannon Jr.	Melendez	Mayer	Hawkins	2-0
Nov. 14	Monmouth	Clark	Shannon Jr.	Melendez	Mayer	Hawkins	3-0
Nov. 18	vs. UCLA	Clark	Shannon Jr.	Melendez	Mayer	Hawkins	4-0
Nov. 20	vs. Virginia	Clark	Shannon Jr.	Melendez	Mayer	Hawkins	4-1
Nov. 25	Lindenwood	Clark	Shannon Jr.	Melendez	Mayer	Hawkins	5-1
Nov. 29	Syracuse	Clark	Shannon Jr.	Melendez	Mayer	Hawkins	6-1
Dec. 2	at Maryland	Clark	Shannon Jr.	Melendez	Mayer	Hawkins	6-2
Dec. 6	vs. Texas	Clark	Shannon Jr.	Melendez	Mayer	Hawkins	7-2
Dec. 10	Penn State	Clark	Shannon Jr.	Melendez	Mayer	Hawkins	7-3
Dec. 17	Alabama A&M	Clark	Shannon Jr.	Epps	Mayer	Hawkins	1-0 (2)
Dec. 22	vs. Missouri	Clark	Shannon Jr.	Melendez	Mayer	Hawkins	7-4
Dec. 29	Bethune-Cookman	Harris	Shannon Jr.	Dainja	Mayer	Hawkins	1-0 (3)
Jan. 4	at Northwestern	Harris	Shannon Jr.	Dainja	Mayer	Hawkins	1-1
Jan. 7	Wisconsin	Harris	Shannon Jr.	Dainja	Mayer	Hawkins	2-1
Jan. 10	at Nebraska	Harris	Shannon Jr.	Dainja	Mayer	Hawkins	3-1
Jan. 13	Michigan State	Harris	Shannon Jr.	Dainja	Mayer	Hawkins	4-1
Jan. 16	at Minnesota	Harris	Shannon Jr.	Dainja	Mayer	Hawkins	5-1
Jan. 19	Indiana	Harris	Shannon Jr.	Dainja	Mayer	Hawkins	5-2
Jan. 24	Ohio State	Epps	Shannon Jr.	Dainja	Mayer	Hawkins	1-0 (4)
Jan. 28	at Wisconsin	Epps	Shannon Jr.	Dainja	Mayer	Hawkins	2-0
Jan. 31	Nebraska	Epps	Shannon Jr.	Dainja	Mayer	Hawkins	3-0
Feb. 4	at Iowa	Epps	Shannon Jr.	Dainja	Mayer	Hawkins	3-1
Feb. 11	Rutgers	Epps	Shannon Jr.	Dainja	Mayer	Hawkins	4-1
Feb. 14	at Penn State	Epps	Shannon Jr.	Dainja	Mayer	Hawkins	4-2
Feb. 18	at Indiana	Epps	Melendez	Dainja	Mayer	Hawkins	0-1 (5)
Feb. 20	Minnesota	Epps	Melendez	Dainja	Mayer	Hawkins	1-1
Feb. 23	Northwestern	Epps	Melendez	Dainja	Mayer	Hawkins	2-1
Feb. 26	at Ohio State	Epps	Shannon Jr.	Dainja	Mayer	Hawkins	4-3
March 2	Michigan	Melendez	Shannon Jr.	Dainja	Mayer	Hawkins	1-0 (6)
March 5	at Purdue	Melendez	Shannon Jr.	Dainja	Mayer	Hawkins	1-1
March 9	vs. Penn State	Melendez	Shannon Jr.	Dainja	Mayer	Hawkins	1-2

* - Running total of Illinois' overall record when this line-up is starting

ILLINOIS IN THE BIG TEN RANKINGS ALL GAMES (THROUGH MARCH 13)

Scoring Offense	3rd	74.7 ppg
Scoring Defense	6th	67.0 ppg
Scoring Margin	2nd	+7.7 ppg
Field Goal Percentage	7th	.451
Field Goal Percentage Defense	4th	.417
3-Pt FG Percentage	14th	.309
3-Pt FG Percentage Defense	10th	.336
3-Point Field Goals	4th	7.7 avg.
Free Throw Percentage	11th	.680
Rebounding Offense	2nd	37.9 rpg
Rebounding Defense	5th	33.5 rpg
Offensive Rebounds	4th	11.3 rpg
Defensive Rebounds	4th	26.6 rpg
Rebounding Margin	2nd	+4.4 rpg
Offensive Rebound Percentage	2nd	.323
Defensive Rebound Percentage	6th	.732
Turnover Margin	6th	0.28
Turnovers	13th	12.8 avg.
Opponent Turnovers	3rd	13.1 avg.
Assist/Turnover Ratio	14th	0.98
Assists	10th	12.5 apg
Blocked Shots	1st	5.7 bpg
Steals	3rd	6.8 spg

ILLINI PLAYERS IN THE BIG TEN RANKINGS ALL GAMES (THROUGH MARCH 13)

Scoring		
6.	Terrence Shannon Jr.	17.1 ppg
23.	Matthew Mayer	12.8 ppg
Rebounding		
15.	Coleman Hawkins	6.3 rpg
21.	Dain Dainja	5.5 rpg
23.	Matthew Mayer	5.5 rpg
Offensive Rebounding		
10.	Dain Dainja	2.1 rpg
12.	Coleman Hawkins	2.0 rpg
Defensive Rebounding		
N/A		
Field Goal Percentage (min. 5 made/g)		
13.	Terrence Shannon Jr.	.440 (154-350)
3-Point Field Goal Percentage (min. 2.5 made/g)		
N/A		
3-Point Field Goals		
8.	Matthew Mayer	2.1 avg
Free Throw Percentage (min. 2.5 made/g)		
7.	Terrence Shannon Jr.	.792 (156-197)
Assists		
15.	Coleman Hawkins	3.0 apg
Assist/Turnover Ratio (min. 3 ast/g)		
15.	Coleman Hawkins	1.3 (97:75)
Blocked Shots		
6.	Matthew Mayer	1.3 bpg
9.	Coleman Hawkins	1.2 bpg
11.	Dain Dainja	1.2 bpg
Steals		
12.	Terrence Shannon Jr.	1.3 spg
Minutes		
N/A		

ILLINOIS IN THE BIG TEN RANKINGS B1G GAMES ONLY (FINAL)

Scoring Offense	3rd	71.2 ppg
Scoring Defense	8th	69.1 ppg
Scoring Margin	5th	+2.1 ppg
Field Goal Percentage	9th	.440
Field Goal Percentage Defense	6th	.432
3-Pt FG Percentage	14th	.291
3-Pt FG Percentage Defense	9th	.354
3-Point Field Goals	10th	6.7 avg.
Free Throw Percentage	10th	.696
Rebounding Offense	3rd	36.6 rpg
Rebounding Defense	4th	33.5 rpg
Offensive Rebounds	4th	10.5 rpg
Defensive Rebounds	3rd	26.1 rpg
Rebounding Margin	2nd	+3.1 rpg
Offensive Rebound Percentage	4th	.300
Defensive Rebound Percentage	7th	.741
Turnover Margin	7th	-0.75
Turnovers	10th	11.4 avg.
Opponent Turnovers	7th	10.7 avg.
Assist/Turnover Ratio	13th	0.95
Assists	13th	10.9 apg
Blocked Shots	1st	5.6 bpg
Steals	4th	5.7 spg

ILLINI PLAYERS IN THE BIG TEN RANKINGS B1G GAMES ONLY (FINAL)

Scoring

9.	Terrence Shannon Jr.	15.9 ppg
13.	Matthew Mayer	14.8 ppg

Rebounding

14.	Coleman Hawkins	6.4 rpg
18.	Matthew Mayer	5.8 rpg
25.	Dain Dainja	5.3 rpg

Offensive Rebounding

9.	Coleman Hawkins	2.1 rpg
11.	Dain Dainja	1.8 rpg

Defensive Rebounding

11.	Matthew Mayer	5.0 rpg
-----	---------------	---------

Field Goal Percentage (min. 5 made/g)

N/A

3-Point Field Goal Percentage (min. 2.5 made/g)

N/A

3-Point Field Goals

4.	Matthew Mayer	2.4 avg
----	---------------	---------

Free Throw Percentage (min. 2.5 made/g)

6.	Terrence Shannon Jr.	.814 (92-113)
8.	Matthew Mayer	.767 (69-90)

Assists

N/A

Assist/Turnover Ratio (min. 3 ast/g)

N/A

Blocked Shots

5.	Matthew Mayer	1.5 bpg
11.	Coleman Hawkins	1.1 bpg
12.	Dain Dainja	1.1 bpg

Steals

N/A

Minutes

13.	Coleman Hawkins	34.6 mpg
-----	-----------------	----------

For Openers

• Illinois has secured a third straight NCAA Tournament bid, fourth straight 20-win season, and fourth consecutive winning record in Big Ten play under coach **Brad Underwood**.

• Illinois has recorded at least 20 wins and a winning record in B1G play in four straight seasons for the first time since doing so eight years in a row from 1999-2000 through 2006-07.

• Illinois is having another successful season despite replacing all five regular starters, its top five leading scorers, and a total of 10 players from last year's Big Ten champions. The Illini lost 86% of its points, 80% of its rebounds, and 83% of its minutes played from a year ago.

• Illinois ranks in the bottom 25 nationally in minutes continuity from last year. Of those last 25 teams, Illinois is the only one to earn a bid in this year's NCAA tournament.

• Illinois has six newcomers among its 9-man playing rotation. The Illinois rotation features six underclassmen: three true freshmen and three sophomores.

• Illinois is the Big Ten's winningest team in league play over the last four years, with 55 total wins and 23 road wins.

• Illinois and Iowa are the only teams above .500 in B1G play each of the last four seasons.

• Illinois leads the Big Ten and ranks second in the NCAA in blocked shots, averaging 5.7 bpg.
1. Utah Valley, 6.8 bpg 2. ILLINOIS, 5.7 bpg

• Illinois broke the school's single-season blocks record Feb. 26 at Ohio State. This year's team now has 181 blocks on the season, eclipsing the previous UI mark of 162 set in 1978-79.

• Illinois is 12-7 in its last 19 games versus top-10 teams, and 2-1 this season.

• The Illini rank second nationally in top-10 wins over the last four seasons with 11.
1. Baylor, 14 wins 2. ILLINOIS, 11 wins 3. Kansas, 10 wins

• Illinois is 5-4 against ranked opponents this season and has won 16 of its last 26 games vs. Top 25 teams.

• Illinois went 15-2 at home this year (.882), ending the season on a six-game winning streak at State Farm Center. It marked the Illini's best home winning percentage since the 2005-06 season (15-1, .938).

Winning B1G

• Illinois' performance in conference play during the Underwood era has reached historic levels of success. The Illini's 55 Big Ten wins since 2020 not only leads the league, it is the most in school history over a four-year stretch:

1. **55 wins – 2020 (13), 2021 (16), 2022 (15), 2023 (11)**

T2. 51 wins – 1984 (15), 1985 (12), 1986 (11), 1987 (13)

51 wins – 2019 (7), 2020 (13), 2021 (16), 2022 (15)

T4. 50 wins – 1986 (11), 1987 (13), 1988 (12), 1989 (14)

50 wins – 1987 (13), 1988 (12), 1989 (14), 1990 (11)

50 wins – 2002 (11), 2003 (11), 2004 (13), 2005 (15)

50 wins – 2003 (11), 2004 (13), 2005 (15), 2006 (11)

• Illinois is the winningest team in the Big Ten over the last four seasons, registering a 55-25 mark in league play. The Illini finished fifth this year, won the regular season championship in 2022, led the conference in wins while adding a B1G Tournament crown in 2021, and finished one game back of the title in 2020.

Big Ten Wins (2020 through 2023)

1.	Illinois	55
2.	Purdue	51
T3.	Iowa	48
T3.	Wisconsin	48

• Illinois also owns the most road wins during league play over the last four years with 23.

Big Ten Road Wins (2020 through 2023)

1.	Illinois	23
2.	Wisconsin	21
3.	Purdue	19

Illini Items

• Illinois is one of just 13 teams with multiple kenpom top-10 wins this season.

• Illinois and Baylor are the only teams with two kenpom top-10 non-conference wins away from home. Illinois beat #2 UCLA in Las Vegas on Nov. 18 and #6 Texas in New York City on Dec. 6.

• Illinois has three AP top-15 wins this season (No. 2 Texas, No. 8 UCLA and No. 14 Wisconsin), which leads the Big Ten along with Northwestern, and is tied for 11th nationally.

- Illinois shot 53.7% on 2-pointers in B1G play, leading the conference.
- The Illini also led the B1G in 2-point defense in league play, allowing just 46.7% shooting inside the arc.
- Illinois has outrebounded 24 of 32 opponents, including 15 of 20 teams during Big Ten play.
- The Illini rank second in the Big Ten and No. 40 in the NCAA with a 4.4 average rebound margin.
- Illinois is 16-0 when holding opponents to less than one-point-per-possession, and 4-12 when allowing more than one-point-per-possession.
- Illinois is 13-4 when shooting at least 45% from the field, 19-3 when shooting better than its opponent, and 15-5 when scoring at least 70 points.
- Illinois and Arizona State were the only two power conference teams with winning league records who shot less than 30% from 3-point range.
- Illinois allowed an average of just 61.2 points (673) in its Big Ten wins (in regulation), holding all 11 opponents to 70 points or below. The Illini gave up an average of 76.8 points (691) in its Big Ten losses, however, with all nine opponents topping 70 points.
- After missing two games Feb. 18-20, **Terrence Shannon Jr.** returned in grand fashion with 26 points against Northwestern on Feb. 22, including 24 in the second half, to lead the Illini to a thrilling comeback win.
- Shannon is now averaging 17.8 points (89) over the last five games since his return, which included his 10th 20-point game of the season in Illinois' final home game vs. Michigan.
- **Shannon** ranks sixth in the Big Ten in scoring (17.1 ppg) and is second in the B1G in both free throws made (156) and attempted (197).
- **Shannon** leads the Big Ten in free throw rate (56.3) and ranks second in the B1G behind Purdue's Zach Edey in fouls drawn per 40 minutes (6.2).
- **Shannon** ranks eighth in the Big Ten with 10 20-point games this season.
- **Matthew Mayer** has scored in double figures in 10 of the last 12 games – with five 20-point outings – and is averaging 16.7 points (200), 6.6 rebounds (79) and 2.6 three-pointers (31) during this stretch.
- Overall, **Mayer** has scored in double figures in 20 of the last 24 games, averaging 15.3 points (366), with all seven of his 20-point games this season coming during this stretch.
- **Mayer** has been the Illini's leading scorer 12 times over the last 24 games, including seven of the last 12.
- Over the last 13 games, **Coleman Hawkins** is averaging 6.8 rebounds (89) and 1.4 blocks (18).
- The 6-10 **Hawkins** played 49 of a possible 50 minutes against Michigan on March 1, the most minutes played by an Illini since Malcolm Hill also logged 49 in a triple overtime game at Rutgers on Feb. 3, 2016.
- **Hawkins** is one of the most versatile players in the country and showcased that most recently against Purdue. He played point guard on offense while guarding 7-foot-4-inch center Zach Edey on defense. Hawkins was +12 during his 30 minutes on the court while Edey, the Big Ten Player of the Year, was -10.
- **Dain Dainja** has made at least 60% from the field in 20 games. He is shooting 63.7% on the season, ranking second in the Big Ten in 2-point percentage.
- Freshman **Jayden Epps** has scored in double figures in 14 of his last 19 games, averaging 10.7 points (192).
- Illinois' top three leading scorers this season are transfers.
- A transfer had been Illinois' leading scorer 17-straight games until Feb. 11, and 27 of 30 games this season.
- Illinois' revamped roster ranks No. 293 in experience and No. 342 in minutes continuity according to kenpom, ahead of only three power conference teams.

2022-23 BIG TEN STANDINGS (THROUGH MARCH 13)		
	Big Ten	Overall
1. Purdue	15-5	29-5
2. Indiana	12-8	22-11
Northwestern	12-8	21-11
4. Michigan State	11-8	19-12
5. Maryland	11-9	21-12
ILLINOIS	11-9	20-12
Iowa	11-9	19-13
Michigan	11-9	17-15
9. Penn State	10-10	22-13
Rutgers	10-10	19-14
11. Wisconsin	9-11	17-14
Nebraska	9-11	16-16
13. Ohio State	5-15	16-19
14. Minnesota	2-17	9-22

Notes from the Last Time Out: Penn State 79, Illinois 76 (March 9)

- Illinois had a short stay at the 2023 Big Ten Tournament, falling to Penn State in the second round. The 10th-seeded Nittany Lions stayed hot in Chicago, advancing to the championship game.
- **Terrence Shannon Jr.** led the way with 19 points, his 26th game in double figures and 13th time leading the Illini in scoring.
- **Coleman Hawkins** scored 17 (8-14 FG), his most points in the last eight games, and tied his career high with eight field goals.
- **Dain Dainja** had 13 points and seven rebounds and had one of his best games at the foul line, knocking down 5-of-8 free throws.
- Illinois turned 11 offensive rebounds into 19 points, its second-highest total this season on second chance points.
- The back and forth contest featured 13 lead changes – the most in an Illinois game this season – along with six ties.

Two Illini Named All-Big Ten

Senior **Terrence Shannon Jr.** (Chicago) is a first-team All-Big Ten selection by the coaches, while garnering second-team accolades by the media. Shannon has been one of the nation's top transfers this season, leading the Illini in scoring and ranking sixth in the Big Ten at 17.1 points per game. He has lived at the foul line with his

THE LAST TIME

AN ILLINOIS PLAYER HAD

40+ points	Malcolm Hill (40) vs. Northern Kentucky, 11/13/16
35-39 points	Kofi Cockburn (37) Wisconsin, 2/2/22
30-34 points	Terrence Shannon Jr. (30) Monmouth, 11/14/22
25-29 points	Terrence Shannon Jr. (26) Northwestern, 2/23/23
20-24 points	Mayer (24) & Shannon (21) Michigan, 3/2/23
2, 20+ scorers	Shannon Jr. (24) & Hawkins (21) vs. Wisconsin, 1/7/23
2, 30+ pt. scorers	Cockburn (38) & Plummer (30) UT Rio Grande Valley, 11/26/21
20+ rebounds	Nick Weatherspoon (22) DePauw, 12/2/72
15-19 rebounds	Dain Dainja (15) Kansas City, 11/11/22
10-14 rebounds	RJ Melendez (11) Minnesota, 2/20/23
20+ pts & 20+ reb	Nick Weatherspoon (37 pts, 22 reb) DePauw, 12/2/72
20+ pts & 10+ reb	Terrence Shannon Jr. (25 pts, 11 reb) at Nebraska, 1/10/23
Double-Double	RJ Melendez (10 pts, 11 reb) Minnesota, 2/20/23
15+ assists	Demetri McCamey (16) at Purdue, 2/20/10
10-14 assists	Coleman Hawkins (10) vs. Syracuse, 11/29/22
Triple-Double	Coleman Hawkins (15 p, 10 r, 10 a) vs. Syracuse, 11/29/22
6+ 3-pointers	Coleman Hawkins (6) vs. Wisconsin, 1/7/23
7+ steals	Kendall Gill (7), Iowa, 3/4/90
6 steals	Trent Frazier at Minnesota, 2/20/21
5+ blocks	Matthew Mayer (5), at Indiana, 2/18/23

AN ILLINOIS TEAM HAD

100+ points	103, Monmouth, 11/14/22
under 50 points	43, Wisconsin, 1/31/17
50+ rebounds	50, at Minnesota, 1/16/23
25+ off. reb.	27, Longwood, 12/13/17
20+ off. reb.	20, Eastern Illinois, 11/7/22
overtime	W, 91-87 (2OT), Michigan, 3/2/23

AN OPPOSING PLAYER HAD

40+ points	Jalen Pickett (41) Penn State, 2/14/23
35-39 points	Boo Buie (35) Northwestern, 2/23/23
30-34 points	Hunter Dickinson (31) Michigan, 3/2/23
25-29 points	Trayce Jackson-Davis (26) Indiana, 2/18/23
20-24 points	Andrew Funk (20) Penn State, 3/9/23
20+ rebounds	Joe Franklin (23) Wisconsin, 12/19/66
15-19 rebounds	Hunter Dickinson (16) Michigan, 3/2/23
10-14 rebounds	Seth Lundy (10) Penn State, 3/9/23
15+ assists	never, Quinn Buckner (14) Indiana, 2/18/74
10-14 assists	DeVante' Jones (10) Michigan, 2/27/22
7+ steals	Delfinco Bogan (7) UT Martin, 11/12/17
5+ blocks	Trayce Jackson-Davis (5) Indiana, 2/18/23

AN OPPOSING TEAM HAD

100+ points	104, Iowa, 1/11/18
under 50 points	47, Alabama A&M, 12/17/22
under 40 points	38, Chicago State, 11/26/20
50+ rebounds	50, Nebraska, 2/2/19
20+ off. reb.	20, The Citadel, 11/20/19

attacking offensive game, ranking second in the league in both free throws made (156) and attempted (197), while also leading the Illini with 38 steals. Shannon has scored in double figures 26 times, with 10 20-point games. He scored a career-high 30 points vs. Monmouth and had one of the NCAA's signature performances this season, racking up 29 points and tying the school record with eight 3-pointers to lead Illinois to a comeback win over No. 8 UCLA.

Shannon's selection marks the fourth straight year that Brad Underwood's program has had a first-team All-Big Ten honoree, following Ayo Dosunmu (2020 & 2021) and Kofi Cockburn (2021 & 2022). Illinois leads the league with five first-team selections and is one of only two teams to have a first-team pick each of the last four years.

Graduate student **Matthew Mayer** (Austin, Texas) is a third-team All-Big Ten pick by both the coaches and media. Mayer also has made an immediate impact as a transfer. He ranks second on the team in scoring and third in rebounding, averaging 12.8 points and 5.5 rebounds. He has scored in double figures in 20 of the last 24 games, with seven 20-point performances, led by a career-high 26 in the win at Wisconsin. Mayer leads the team and ranks fourth in the Big Ten with 67 three-pointers. He also stands sixth in the conference with 40 blocks, helping this year's team break the Illini school record for blocked shots in a season.

G31 Notes from the 76-71 Loss at #5 Purdue (March 5)

- After trailing by 21 at halftime and by as many as 24 at the 18:44 mark of the second half, Illinois stormed back to tie the game, 67-67, with 1:17 remaining.

- Illinois outscored Purdue 45-29 in the second half, shooting 56% from the field while holding the Boilers to just seven baskets and 29.2% shooting.

- **Matthew Mayer** scored a team-high 16 points, including the tying free throw at 1:17 mark of the second half, and also pulled down a team-high six rebounds

- **Mayer** has posted four games leading the team in both scoring and rebounding, including the last two of the regular season (vs. Michigan and at Purdue).

- **Sencire Harris** recorded 11 points off the bench, his second double-digit scoring game of the season and first since scoring 12 vs. Bethune-Cookman (12/29/22).

- **Harris** also pulled down five rebounds, his most boards since grabbing a career-high eight at Minnesota (1/16/23).

- **Luke Goode** added a career-high 10 points off the Illini bench, eclipsing his previous high of nine points set last season vs. Michigan State (1/25/22).

- **Coleman Hawkins** dished out a game-high six assists to go along with six points, four boards, two blocks and a steal. Hawkins was +12 on the court.

G30 Notes from the 91-87, Double OT Home Win over Michigan (March 2)

- Illinois closed out the home schedule with a 15-2 record and finishing on a six-game winning streak in Champaign. The Illini's .882 winning percentage at State Farm Center this season is its best home winning percentage since the 2005-06 season (15-1, .938).

- Illinois won for the 20th time this season, marking four straight 20-win seasons under head coach Brad Underwood. This is the first time Illinois has had four straight 20-win seasons since doing so for eight straight seasons from 1999-2000 through 2006-07.

- It is the 36th 20-win season in Illinois program history.

- Illinois has now won six in a row over Michigan, its longest streak against the Wolverines since winning 11 straight from Feb. 9, 2000 through Jan. 14, 2006.

- Illinois went on a 12-0 run from the 1:38 mark in the first overtime to the 3:43 mark in the second overtime, including a 7-0 run to end the first overtime.

- Illinois had six dunks, all in regulation. It is the Illini's most dunks in Big Ten play this season and one away from the season high of seven, set against Lindenwood and Bethune-Cookman.

- **Matthew Mayer** had 24 points, two off of his career high (26 at Wisconsin) and marking his seventh 20-point game of the season, including fifth in the last 10 games.

- **Terrence Shannon Jr.** had 21 points, his 10th 20-point game this season and third in his last four games.

- **Shannon** tied his career high with 13 made free throws in a career-high 16 attempts.

- **Mayer** and **Shannon** both scored 20+ in the same game for the first time this season.

- Freshman **Ty Rodgers** scored a career-high 14 points with seven boards, and was +16 in 33 minutes.

- **RJ Melendez** scored in double figures for the sixth time this year with 12 points.

629 Notes from the 72-60 Loss at Ohio State (Feb. 26)

- The loss was just the Illini's fifth in the team's last 15 Big Ten games since starting conference play 0-3.
- **Coleman Hawkins** scored a team-high 14 points, while also leading the Illini with seven rebounds.
- It marked just the second time this season (third career) that **Hawkins** finished as the team's leading scorer.
- **Terrence Shannon Jr.** returned to the starting lineup after coming off the bench vs. Northwestern following a two-game absence from the lineup (concussion).
- **Shannon** scored just two points the first half, but finished with 10 to go along with four rebounds and two assists before fouling out.
- **Jayden Epps** tallied 10 points, giving him 20 double-digit scoring games as a true freshman this season.

628 Notes from the 66-62 Win Over No. 21 Northwestern 62 (Feb. 23)

- Illinois erased an 18-point halftime deficit to storm back and defeat the Wildcats. It was Illinois' largest come-from-behind win since the school record 23-point comeback at Clemson on Dec. 2, 2009.
- Illinois improved to 5-3 against ranked opponents this season, and has won 16 of its last 25 vs. Top 25 teams.
- Illinois' first lead of the game came with 2:36 remaining on a Matthew Mayer free throw to take a 60-59 lead.
- Northwestern led for 35:55 of the first 37:24 of the game. The Illini led for 1:40 of total game time.
- After going 0-11 from 3-point range in the first half, Illinois went 7-13 from three in the second half.
- Illinois' four-point win was its first Big Ten win of fewer than nine points this season. Previously, all nine of Illinois' Big Ten wins had been by at least nine points.
- **Terrence Shannon Jr.** led Illinois with 26 points, including 24 in the second half on 7-8 FG (4-4 from three).
- It was **Shannon's** most points since also scoring 26 vs. Indiana (Jan. 19).
- **Coleman Hawkins'** block of Boo Buie with two seconds left was Illinois' 162nd blocked shot of the season, tying the school blocks record first set in 1978-79.
- **Matthew Mayer** had 14 points and game-high eight rebounds.
- Freshman **Ty Rodgers** tied his career high with eight rebounds.
- Fellow freshman **Sencire Harris** gave Illinois a defensive spark, holding Boo Buie without a field goal over the final 12 minutes. Harris was +10 while on the floor.

Ubben Complex Re-Dedication

The Division of Intercollegiate Athletics re-dedicated the Ubben Basketball Complex on Feb. 10 in a ceremony highlighting the generous support of dozens of the athletic program's most influential donors. The daily home for the Fighting Illini men's and women's basketball programs recently concluded a two-year renovation that doubled the facility's size while incorporating the nation's best technologies and advancements in sports performance, sports medicine, sports science, sports nutrition and basketball training.

The \$40 million project is being financed completely by DIA's self-supporting funds, including more than \$34 million in private donations pledged to date. There are 91 unique gifts from 77 donors that range from \$100 to \$5 million. Notably, 15 men's and women's basketball alumni have committed to gifts totaling more than \$9.6 million toward the project.

Highlighting the renovation is the naming of the men's practice court in honor of Fighting Illini icons and distinguished professional basketball executives **Mannie Jackson** and **Jerry Colangelo**.

Epps Garners Rookie Honor

Jayden Epps was named Big Ten Freshman of the Week on Feb. 6 after averaging 14.0 points, 4.0 assists and 2.5 rebounds while carrying a 4.0 assist-to-turnover ratio in standout performances against Nebraska and Iowa.

Epps scored 16 points at Iowa, with 14 coming in the second half of a back-and-forth game that went down to the wire. Epps also tied his career high in assists with five while not committing a turnover in 30 minutes.

In the home win over Nebraska, he totaled 12 points, three rebounds and three assists.

Elite Company

Terrence Shannon Jr. had a dominating all-around performance in the Jan. 10 win at Nebraska, totaling 25 points, season-high 11 rebounds, four assists, and career-high tying four steals. Shannon is one of just four Big Ten players in the last 20 years to record a 25/10/4/4 game, and the only one to do so on the road:

Carl Landry, Purdue	25 pts, 12 reb, 4 ast, 6 stl	Feb. 28, 2007	vs. Minnesota
JaJuan Johnson, Purdue	25 pts, 11 reb, 5 ast, 4 stl	Nov. 21, 2010	vs. Oakland
Ethan Happ, Wisconsin	28 pts, 10 reb, 4 ast, 4 stl	Jan. 2, 2018	vs. Indiana
Terrence Shannon Jr., Illinois	25 pts, 11 reb, 4 ast, 4 stl	Jan. 10, 2023	at Nebraska

RETURNING FOR THE ILLINI IN 2022-23

Category	21-22	Returning	Lost	Return Pct.
Minutes	6,653	1,101	5,552	16.5%
Points	2,456	342	2,114	13.9%
Field Goals	863	119	744	13.8%
3-Pt. FGs	295	44	251	14.9%
Free Throws	435	60	375	13.8%
Rebounds	1,271	235	928	20.2%
Assists	501	81	420	16.2%
Blocks	99	25	74	25.3%
Steals	171	33	138	19.3%

RETURNING ILLINI LEADERS

Category	Player	Stat	21-22 Rank
Minutes	Coleman Hawkins	628	6th
Min./Game	Coleman Hawkins	19.0	7th
Points	Coleman Hawkins	194	5th
Points/Game	Coleman Hawkins	5.9	6th
Field Goals	Coleman Hawkins	68	5th
FG Pct.	RJ Melendez	.569	3rd
3-Pt. FGs	Coleman Hawkins	19	5th
3-Pt. FG Pct.	RJ Melendez	.600	1st
Free Throws	Coleman Hawkins	39	4th
FT Pct.	RJ Melendez	.850	2nd
Off. Reb.	Coleman Hawkins	47	2nd
Def. Reb.	Coleman Hawkins	94	3rd
Tot. Reb.	Coleman Hawkins	141	3rd
Reb./Game	Coleman Hawkins	4.3	3rd
Assists	Coleman Hawkins	50	5th
Blocks	Coleman Hawkins	17	3rd
Steals	Coleman Hawkins	26	3rd

1,000-Point Club

Graduate student **Matthew Mayer** recorded his 1,000th career point Jan. 4 at Northwestern. He is the second Illini newcomer to reach the milestone, joining senior **Terrence Shannon Jr.**, who scored his 1,000th career point vs. UCLA on Nov. 18.

Terrence Shannon Jr.	1,429 career points	514 points at Illinois	915 points at Texas Tech
Matthew Mayer	1,276 career points	411 points at Illinois	865 points at Baylor

Mid-Year Additions

Illinois added two players to its active roster during the semester break.

AJ Redd, a 6-3, 160-pound guard who previously worked with the men's basketball program as an on-court manager, joined the team in practices in December and dressed for the first time against Missouri.

Redd played four years of varsity basketball at Chicago's St. Ignatius College Prep, helping lead the Wolfpack to a third-place finish at the 2022 IHSA Class 3A state championships. He is St. Ignatius' No. 4 all-time leading scorer (1,109 points) and the Wolfpack career leader in rebounds (523), assists (293) and steals (111).

Niccolo Moretti is a 6-1 point guard from Bologna, Italy. He began practicing with the Illini on Jan. 26 after arriving from Canberra, Australia, where he was a member of the NBA Global Academy, a year-round training center at Basketball Australia's Centre of Excellence at the Australian Institute of Sport.

Moretti trained under the direction of legendary Australian coach Marty Clarke, and alongside top international prospects from around the world. Moretti also helped lead Italy to a 4-3 record and sixth-place finish at the FIBA U18 European Championships from July 30-August 7 in Izmir, Turkey. He averaged 9.0 points, 3.6 rebounds and 3.3 assists, highlighted by 15 points, six assists and five steals in a round of 16 victory over Greece.

Hawkins Joins Triple-Double Club

There have been five triple-doubles by four different players in Fighting Illini history, three of which have occurred over the last three seasons of the Underwood era.

Coleman Hawkins recorded the first one by a 6-foot, 10-inch point-center, carving up the Syracuse zone on Nov. 29 with 15 points, 10 rebounds, and a career-high 10 assists to join the distinguished lists of Illini with triple-doubles:

Nov. 29, 2022	Coleman Hawkins	15 pts, 10 reb, 10 ast	vs. Syracuse
Feb. 20, 2021	Ayo Dosunmu	19 pts, 10 reb, 10 ast	at Minnesota
Feb. 6, 2021	Ayo Dosunmu	21 pts, 12 reb, 12 ast	vs. Wisconsin
Jan. 13, 2001	Sergio McClain	10 pts, 11 reb, 11 ast	vs. Michigan
Feb. 1, 1979	Mark Smith	18 pts, 13 reb, 10 ast	vs. Minnesota

Underwood Hits Century Mark at Illinois

A blowout win over Syracuse in the ACC/Big Ten Challenge marked the 100th victory at Illinois for head coach **Brad Underwood**. He is just the sixth coach in program history in the 100-win club:

Coach	Wins	Years	First-Last
Lou Henson	423	21	1976-1996
Harry Combes	316	20	1948-1967
Bruce Weber	210	9	2004-2012
Doug Mills	151	11	1937-1947
J. Craig Ruby	148	14	1923-36
Brad Underwood	114	6	2018-

Shannon Jr.'s B1G Week

Terrence Shannon Jr. was selected Big Ten Player of the Week for his performance the week of Nov. 14-20. He earned the award after averaging 22.7 points, 7.3 rebounds and 4.3 assists while shooting 59.5% from the field and 56.5% from three. He had career and school-record performances while leading the No. 16 Fighting Illini to a 2-1 record on the week, including a top-10 victory.

Shannon began the week by setting a new career scoring high with 30 points in just 23 minutes in the blowout win over Monmouth, adding eight rebounds and four assists.

He then had arguably the signature performance of the early college basketball season, pouring in 29 points while tying the school record with eight 3-pointers in Illinois' comeback from 15 points down to defeat No. 8 UCLA in Las Vegas.

Shannon was on fire throughout the night, going 8-of-9 from downtown to become the sixth player in Illini history with eight made threes in a game. He also tallied his third career double-double – and first as an Illini – collecting a game-high 10 rebounds vs. UCLA to go with his 29 points.

According to @ESPNStatsInfo, Shannon is one of only two players in the last 25 seasons to have 25 points, 10 rebounds and eight threes in a top-25 match-up (Trae Young vs. TCU in 2018). He also reached a scoring milestone, recording his 1,000th career point on a 3-pointer with 14:46 left in the game.

Shannon finished the week by tying his career high with six assists and scoring nine points in the loss to No. 16 Virginia in the championship game of the Continental Tire Main Event.

Illini Sign Another Top-20 Class

Illinois signed four-star recruits **Amani Hansberry** and **Dravyn Gibbs-Lawhorn** to national letters of intent during the early signing period, giving Illinois another top-20 ranked recruiting class in the Underwood era. The class is ranked No. 19 by 247Sports.

AMANI HANSBERRY

F, 6-8, 235

Silver Spring, Md.; Mount Saint Joseph H.S.

Notes: No. 1 player in state of Maryland ... Ranked No. 42 by Top247, No. 63 by ESPN100, No. 85 by On3, and No. 118 by Rivals150 ... Averaged 20.3 points, 13.6 rebounds and 4.3 assists last season ... Named Player of the Year by Varsity Sports Network ... Led Mount Saint Joseph to a 32-7 record, including the Maryland Interscholastic Athletic Association A Conference championship and Baltimore Catholic League (BCL) Tournament title ... Named MVP of the BCL Tournament.

DRAVYN GIBBS-LAWHORN

G, 6-1, 165

Lafayette, Ind.; Overtime Elite

Notes: Goes by Dra ... Ranked No. 70 by ESPN100, No. 76 by Rivals150, No. 80 by Top247, and No. 108 by On3 ... Was a reserve last spring on a Montverde team loaded with Division I prospects that won the 2022 GEICO Nationals championship ... Averaged 18.2 points, 2.1 rebounds, 3.2 assists, and 1.8 steals in the Nike EYBL, shooting 48 percent from the field and 37 percent from three ... Named MVP of the EYBL Indy session by The Circuit.

B1G Champs

Illinois won the 2022 Big Ten championship, going 15-5 in league play to share the regular season title with Wisconsin. Illinois earned the No. 1 seed in the Big Ten Tournament by virtue of an 80-67 victory over Wisconsin in Champaign in the only meeting between the teams.

It marked the 18th Big Ten title in Illinois history, and the UI's first since 2005:

1915	1935	1943	1952	1998	2004
1917	1937	1949	1963	2001	2005
1924	1942	1951	1984	2002	2022

This was nearly a back-to-back regular season title run after Illinois led the Big Ten in wins in 2021 while playing the full league schedule. But the Illini were declared runner-up that year after an unbalanced schedule resulted in a .024 win percentage differential (Michigan 14-3, .824 vs. Illinois 16-4, .800, with Illinois defeating Michigan 76-53 in Ann Arbor in their only meeting).

Illinois' 15 Big Ten wins last year tied the second-most in program history behind 16 conference wins the previous season. The Illini also won 15 Big Ten games in 1984 and 2005.

Underwood's Big Run in the B1G

Head Coach Brad Underwood owns Illinois' two all-time winningest Big Ten seasons, and three of the top seven:

1.	16	2021	Brad Underwood	7.	13	2020	Brad Underwood
2.	15	2022	Brad Underwood		13	2004	Bruce Weber
	15	2005	Bruce Weber		13	2001	Bill Self
	15	1984	Lou Henson		13	1998	Lon Kruger
5.	14	1989	Lou Henson		13	1987	Lou Henson
	14	1953	Harry Combes		13	1951	Harry Combes
					13	1942	Doug Mills

Accomplished Ayo

Former Fighting Illini star **Ayo Dosunmu** is enjoying a terrific start to his pro career in his hometown of Chicago. He is a starting guard for the Bulls in his second season, after earning NBA second-team All-Rookie honors in 2022.

Dosunmu averaged 20.1 points, 6.3 rebounds and 5.3 assists during his final season at Illinois, becoming the first NCAA player since 2010 and just the second Big Ten player since 1993 to average at least 20 points, six rebounds and five assists. He accumulated the most impressive single-season list of accolades ever by an Illini player, highlighted by USA Today National Player of the Year, Bob Cousy Point Guard of the Year, and consensus first-team All-American.

Dosunmu was selected by the Bulls with the No. 38 overall pick in the second round of the 2021 NBA Draft. He returned to campus last season to raise his banner to the State Farm Center rafters, joining the Fighting Illini Honored Jerseys program.

UNDERWOOD MEDIA SCHEDULE

Coach Underwood will hold an in-person press conference at State Farm Center (SFC) prior to every home game (unless otherwise denoted in below schedule due to arena conflicts), and media availability at Ubben prior to every road/neutral game. Select players will also be available prior to each game, either preceding or following Underwood, dependent on that day's practice/travel schedule.

All in-person press conferences will be held in the State Farm Center Media Room. Enter through the guard shack north of the arena. Courtesy parking is available in the northeast lot of State Farm Center (enter off Fourth St.). All in-person press conferences also will be streamed on fightingillini.com. Following every press conference, video will be available for download via the Illinois Media Box and viewable on the Fighting Illini Athletics Youtube page.

Note: All press conference times will be determined on a weekly basis as dictated by practice and travel schedules. Media will be alerted to exact times via email advisory the day prior. If you are not receiving those emails, please contact SID Derrick Burson.

11 a.m., Friday, Nov. 4, SFC — Eastern Illinois
3 p.m., Wednesday, Nov. 9, SFC — Signing Day
3 p.m., Thursday, Nov. 10, SFC — Kansas City
12:20 p.m., Sunday, Nov. 13, Ubben — Monmouth
9:50 a.m., Wednesday, Nov. 16, Ubben — UCLA/Baylor/Virginia
12 p.m., Wednesday, Nov. 23, SFC — Lindenwood
3:45 p.m., Monday, Nov. 28, SFC — Syracuse
9:20 a.m., Thursday, Dec. 1, Ubben — Maryland
10 a.m., Monday, Dec. 5, Ubben — Texas
12 p.m., Friday, Dec. 9, SFC — Penn State
12 p.m., Friday, Dec. 16, SFC — Alabama A&M
2:50 p.m., Tuesday, Dec. 20, Ubben — Missouri
3 p.m., Wednesday, Dec. 28, SFC — Bethune-Cookman
3:45 p.m., Tuesday, Jan. 3, Zoom — Northwestern
10:20 a.m., Friday, Jan. 6, SFC — Wisconsin
10:30 a.m., Monday, Jan. 9, Ubben — Nebraska
1:20 p.m., Thursday, Jan. 12, SFC — Michigan State
10:30 a.m., Sunday, Jan. 15, Ubben — Minnesota
2 p.m., Wednesday, Jan. 18, Ubben — Indiana
2 p.m., Monday, Jan. 23, SFC — Ohio State
10:30 a.m., Friday, Jan. 27, Ubben — Wisconsin
2 p.m., Monday, Jan. 30, SFC — Nebraska
11 a.m., Friday, Feb. 3, Ubben — Iowa
5:15 p.m., Thursday, Feb. 9, SFC — Rutgers
10:30 a.m., Monday, Feb. 13, Ubben — Penn State
9:30 a.m., Friday, Feb. 17, Ubben — Indiana
12:30 p.m., Sunday, Feb. 19, Zoom — Minnesota
2 p.m., Wednesday, Feb. 22, Ubben — Northwestern
9 a.m., Saturday, Feb. 25, Ubben — Ohio State
1:45 p.m., Wednesday, March 1, SFC — Michigan
9:30 a.m., Saturday, March 4, Ubben — Purdue
3 p.m., Tuesday, March 7, Ubben — Big Ten Tournament
5 p.m., Sunday, March 12, SFC — NCAA Tournament

See p. 3 for NCAA media schedule in Des Moines

COACH UNDERWOOD RADIO SHOW

Program airs Mondays from 7-8 p.m. on the Busey Bank Illini Sports Network and locally on WDWS-AM 1400, the flagship station for the network. The host is Brian Barnhart. Shows will be held at Papa Del's Pizza Factory in Champaign.

Underwood Radio Show Dates

Nov. 28	Feb. 6
Dec. 12	Feb. 27
Dec. 19	March 6
Jan. 23	March 13 (studio)
Jan. 30	

BUSEY BANK ILLINI SPORTS NETWORK (55 stations)

Aledo, WRMJ-FM 102.3
Alton, WBGZ-AM 1570
Alton, WBGZ-FM 94.3
Canton, WBYS-AM 1560
Canton, WBYS-FM 93.7
Carbondale, WINI-FM 93.5
Carthage, WCAZ-AM 1510
Carthage, WCAZ-FM 93.1
Champaign, WDWS-AM 1400
Champaign, WDWS-FM 93.9
Champaign, WHMS-FM 97.5
Chicago, WLS-AM 890
Danville, WDAN-AM 1490
Danville, WDNL-FM 102.1
Davenport, IA, WFXN-AM 1230
Decatur, WSOY-AM 1340
Decatur, WSOY-FM 103.3
Dwight, WJEZ-FM 98.9
Effingham-Mattoon, WHQQ-FM 98.9
Fairfield, WFIW-AM 1390
Fairfield, WFIW-FM 103.3
Farmington (Peoria), WHPI-FM, 96.5
Galesburg, WGIL-AM 1400
Galesburg, WGIL-FM 93.7
Jacksonville, WJIL-AM 1550
Jacksonville, WJIL-FM 102.9
Jerseyville, WJBM-AM 1480
Litchfield, WAOX-FM 105.3
Marion, WGGH-AM 1150
Marion, WGGH-FM 98.5
Marshall, WMMC-FM 105.9
Mt. Carmel, WSJD-FM 100.5
Murphysboro, WINI-AM 1420
Murphysboro, WINI-FM 93.5
Olney, WSEI-FM 92.9
Paxton, WPNX-FM 104.9
Peoria, WZPN-FM 101.1
Pittsfield, WBBA-FM 97.5
Quincy, WTAD-AM 930
Quincy, WTAD-FM 103.3
Robinson, WTAY-AM 1570
Robinson, WTAY-FM 94.3
Rockford, WROK-AM 1440
Rushville, WKXQ-FM 92.5
Salem, WJBD-AM 1350
Salem, WJBD-FM 100.1
Sparta, WHCO-AM 1230
Springfield, WFMB-AM 1450
Springfield, WFMB-FM 107.1
Springfield, WCVS-FM 96.7
St. Louis, MO, KFNS-AM 590
Tower Hill, WSVZ-FM, 98.3
Vandalia, KPMB-AM 1500
Watseka, WGFA-FM 94.1

SiriusXM
The Varsity Network

ILLINOIS BASKETBALL QUICK FACTS

GENERAL INFORMATION

Location: Champaign-Urbana, Ill.
Founded: 1867
Enrollment: 56,644
Nickname: Fighting Illini
Colors: Orange and Blue
Arena: State Farm Center
Opened: 1963
Capacity: 15,544
Conference: Big Ten
President: Timothy L. Killeen
Chancellor: Robert J. Jones
Director of Athletics: Josh Whitman
Ticket Office Phone: 217-333-3470 or 1-866-ILLINI-1

HISTORY

Seasons of Basketball: 118th
First Year of Basketball: 1906
All-Time Record: 1,878-1,051 (.641)
All-Time Big Ten Record: 989-752 (.568)
NCAA Tournament Appearances / Last: 32 / 2022
All-Time NCAA Tournament Record: 42-33 (.560)
NCAA Final Four Appearances / Last: 5 / 2005
Big Ten Championships / Last: 18 / 2022
Big Ten Tournament Championships / Last: 3 / 2021

COACHING STAFF

Head Coach: Brad Underwood, 6th year
Alma Mater, Year: Kansas State University '86
Record at Illinois / Years: 114-78 (.594) / 6th
Career Record / Years: 223-105 (.680) / 10th
Assistant Coaches: Geoff Alexander, Tim Anderson, Chester Frazier
Assistant to the Head Coach: Zach Hamer
Strength and Conditioning Coach: Adam Fletcher
Assistant Athletic Director: Joey Biggs
Director of Recruiting and Scouting: Tyler Underwood
Video Coordinator: Patrick Bittle
Athletic Trainer: Paul Schmidt
Director of Branding and Creative Media: Courtney Bay
Graduate Managers: Marcus Anderson, Bobby Gikas
Administrative Secretary: Nicole Anderson

2021-22 TEAM INFORMATION

Overall Record: 23-10
Big Ten Record / Finish: 15-5 / T-1st
Postseason: NCAA Tournament Round of 32
Final Ranking: AP - 19 / Coaches - 19
Starters Returning / Lost: 0 / 5
Lettermen Returning / Lost: 5 / 10
Newcomers: 8

ATHLETICS COMMUNICATION

Men's Basketball Contact: Derrick Burson
Cell Phone: 217-766-7315
Email: burson@illinois.edu
Associate AD, Media Relations: Kent Brown
Cell Phone: 217-493-9795
Email: kwbrown3@illinois.edu
Office Phone: 217-333-1391
Mailing Address: Bielfeldt Athletics Admin. Bldg.
1700 South Fourth Street
Champaign, IL 61820
Website: fightingillini.com

ILLINOIS NCAA TOURNAMENT HISTORY

NCAA TOURNAMENT

1942 Eastern Region

Regional Semifinal (New Orleans, La.)

March 20 Kentucky 46, Illinois 44

Regional Third Place (New Orleans, La.)

March 21 Penn State 41, Illinois 34

1943 *Illinois elected not to participate*

1949 Eastern Region

Regional Semifinal (New York, N.Y.)

March 21 Illinois 71, Yale 67

Regional Final (New York, N.Y.)

March 22 Kentucky 56, Illinois 47

National Third Place (Seattle, Wash.)

March 26 Illinois 57, Oregon State 53

1951 East Region

Warm-up Game (Manhattan, Kan.)

March 14 Kansas State 91, Illinois 72

First Round (New York, N.Y.)

March 20 Illinois 79, Columbia 71

Regional Semifinal (New York, N.Y.)

March 22 Illinois 84, North Carolina State 70

Regional Final (New York, N.Y.)

March 24 Kentucky 76, Illinois 74

National Third Place (Minneapolis, Minn.)

March 27 Illinois 61, Oklahoma State 46

1952 East Region

Regional Semifinal (Chicago, Ill.)

March 21 Illinois 80, Dayton 61

Regional Final (Chicago, Ill.)

March 22 Illinois 74, Duquesne 68

National Semifinal (Seattle, Wash.)

March 25 St. John's 61, Illinois 59

National Third Place (Minneapolis, Minn.)

March 26 Illinois 67, Santa Clara 64

1963 Midwest Region

Regional Semifinal (East Lansing, Mich.)

March 15 Illinois 70, Bowling Green 67

Regional Final (East Lansing, Mich.)

March 16 Loyola Chicago 79, Illinois 64

1981 West Region (#4 seed)

Second Round (Los Angeles, Calif.)

March 14 #4 Illinois 67, #5 Wyoming 65

Regional Semifinal (Salt Lake City, Utah)

March 19 #8 Kansas State 57, #4 Illinois 52

1983 West Region (#7 seed)

First Round (Boise, Idaho)

March 17 #10 Utah 52, #7 Illinois 49

1984 Midwest Region (#2 seed)

Second Round (Milwaukee, Wis.)

March 18 #2 Illinois 64, #7 Villanova 56

Regional Semifinal (Lexington, Ky.)

March 22 #2 Illinois 72, #3 Maryland 70

Regional Final (Lexington, Ky.)

March 24 #1 Kentucky 54, #2 Illinois 51

1985 East Region (#3 seed)

First Round (Atlanta, Ga.)

March 15 #3 Illinois 76, #14 Northeastern 57

Second Round (Atlanta, Ga.)

March 17 #3 Illinois 74, #6 Georgia 58

Regional Semifinal (Providence, R.I.)

March 21 #2 Georgia Tech 61, #3 Illinois 53

1986 Southeast Region (#4 seed)

First Round (Charlotte, N.C.)

March 14 #4 Illinois 75, #13 Fairfield 51

Second Round (Charlotte, N.C.)

March 16 #5 Alabama 58, #4 Illinois 56

1987 Southeast Region (#3 seed)

First Round (Birmingham, Ala.)

March 12 #14 Austin Peay 68, #3 Illinois 67

1988 Southeast Region (#3 seed)

First Round (Cincinnati, Ohio)

March 18 #3 Illinois 81, #14 Texas-San Antonio 72

First Round (Cincinnati, Ohio)

March 20 #6 Villanova 66, #3 Illinois 63

1989 Midwest Region (#1 seed)

First Round (Indianapolis, Ind.)

March 16 #1 Illinois 77, #16 McNeese State 71

Second Round (Indianapolis, Ind.)

March 18 #1 Illinois 72, #9 Ball State 60

Regional Semifinal (Minneapolis, Minn.)

March 24 #1 Illinois 83, #4 Louisville 69

Regional Final (Minneapolis, Minn.)

March 26 #1 Illinois 89, #2 Syracuse 86

National Semifinal (Seattle, Wash.)

April 1 #3 Michigan 83, #1 Illinois 81

1990 Midwest Region (#5 seed)

First Round (Austin, Texas)

March 15 #12 Dayton 88, #5 Illinois 86

1993 West Region (#6 seed)

First Round (Salt Lake City, Utah)

March 18 #6 Illinois 75, #11 Long Beach State 72

Second Round (Salt Lake City, Utah)

March 20 #3 Vanderbilt 85, #6 Illinois 68

1994 Midwest Region (#8 seed)

First Round (Oklahoma City, Okla.)

March 18 #9 Georgetown 84, #8 Illinois 77

1995 East Region (#11 seed)

First Round (Albany, N.Y.)

March 17 #6 Tulsa 68, #11 Illinois 62

1997 Southeast Region (#6 seed)

First Round (Charlotte, N.C.)

March 14 #6 Illinois 90, #11 USC 77

Second Round (Charlotte, N.C.)

March 16 #14 Tennessee-Chattanooga 75, #6 Illinois 63

1998 West Region (#5 seed)

First Round (Sacramento, Calif.)

March 12 #5 Illinois 64, #12 South Alabama 51

Second Round (Sacramento, Calif.)

March 14 #4 Maryland 67, #5 Illinois 61

2000 East Region (#4 seed)

First Round (Winston-Salem, N.C.)

March 17 #4 Illinois 68, #13 Penn 58

Second Round (Winston-Salem, N.C.)

March 19 #5 Florida 93, #4 Illinois 76

2001 Midwest Region (#1 seed)

First Round (Dayton, Ohio)

March 16 #1 Illinois 96, #16 Northwestern State 54

Second Round (Dayton, Ohio)

March 18 #1 Illinois 79, #9 Charlotte 61

Regional Semifinal (San Antonio, Texas)

March 23 #1 Illinois 80, #4 Kansas 64

Regional Final (San Antonio, Texas)

March 25 #2 Arizona 87, #1 Illinois 81

2002 Midwest Region (#4 seed)

First Round (Chicago, Ill.)

March 1 #4 Illinois 93, #13 San Diego State 64

Second Round (Chicago, Ill.)

March 17 #4 Illinois 72, #12 Creighton 60

Regional Semifinal (Madison, Wis.)

March 22 #1 Kansas 73, #4 Illinois 69

2003 West Region (#4 seed)

First Round (Indianapolis, Ind.)

March 20 #4 Illinois 65, #13 Western Kentucky 60

First Round (Indianapolis, Ind.)

March 22 #5 Notre Dame 68, #4 Illinois 60

2004 Atlanta Region (#5 seed)

First Round (Columbus, Ohio)

March 19 #5 Illinois 72, #12 Murray State 53

Second Round (Columbus, Ohio)

March 21 #5 Illinois 92, #4 Cincinnati 68

Regional Semifinal (Atlanta, Ga.)

March 26 #1 Duke 72, #5 Illinois 62

2005 Chicago Region (#1 seed)

First Round (Indianapolis, Ind.)

March 17 #1 Illinois 67, #16 Fairleigh Dickinson 55

Second Round (Indianapolis, Ind.)

March 19 #1 Illinois 71, #9 Nevada 59

Regional Semifinal (Rosemont, Ill.)

March 24 #1 Illinois 77, #12 Wisconsin-Milwaukee 63

Regional Final (Rosemont, Ill.)

March 26 #1 Illinois 90, #3 Arizona 89 (OT)

National Semifinal (St. Louis, Mo.)

April 2 #1 Illinois 72, #4 Louisville 57

National Championship (St. Louis, Mo.)

April 4 #1 North Carolina 75, #1 Illinois 70

2006 Washington D.C. Region (#4 seed)

First Round (San Diego, Calif.)

March 16 #4 Illinois 78, #13 Air Force 69

Second Round (San Diego, Calif.)

March 18 #5 Washington 67, #4 Illinois 64

ILLINOIS NCAA TOURNAMENT HISTORY

2007	West Region (#12 seed)
First Round (Columbus, Ohio)	
March 16	#5 Virginia Tech 54, #12 Illinois 52
2009	South Region (#5 seed)
First Round (Portland, Ore.)	
March 19	#12 Western Kentucky 76, #5 Illinois 72
2011	Southwest Region (#9 seed)
Second Round (Tulsa, Okla.)	
March 18	#9 Illinois 73, #8 UNLV 62
Third Round (Tulsa, Okla.)	
March 20	#1 Kansas 73, #9 Illinois 59
2013	East Region (#7 seed)
Second Round (Austin, Texas)	
March 22	#7 Illinois 57, #10 Colorado 49
Third Round (Austin, Texas)	
March 24	#2 Miami 63, #7 Illinois 59
2020	<i>Canceled due to COVID-19</i> <i>(Illinois would have been selected)</i>
2021	Midwest Region (#1 seed)
First Round (Indianapolis, Ind.)	
March 19	#1 Illinois 78, #16 Drexel 49
Second Round (Indianapolis, Ind.)	
March 21	#8 Loyola Chicago 71, #1 Illinois 58
2022	South Region (#4 seed)
First Round (Pittsburgh, Pa.)	
March 18	#4 Illinois 54, #13 Chattanooga 53
Second Round (Pittsburgh, Pa.)	
March 20	#5 Houston 68, #4 Illinois 53
2023	West Region (#9 seed)
First Round (Des Moines, Iowa)	
March 16	#9 Illinois vs. #8 Arkansas

Overall NCAA Tournament Record: 42-33 (.560)

When playing its first game of the tournament: 24-8
Current streak in first game of the tournament: W-4

Illinois Record by Seed <i>(seeding began in 1979)</i>			
	Times	Record	Last Year (Record)
#1	4	13-4	2021 (1-1)
#2	1	2-1	1984 (2-1)
#3	3	3-3	1988 (1-1)
#4	6	8-7	2022 (1-1)
#5	4	3-4	2009 (0-1)
#6	2	2-2	1997 (1-1)
#7	2	1-2	2013 (1-1)
#8	1	0-1	1994 (0-1)
#9	1	1-1	2011 (1-1)
#11	1	0-1	1995 (0-1)
#12	1	0-1	2007 (0-1)
<i>Total</i>	<i>26</i>	<i>33-27</i>	
When Seeded Higher (Better): 31-16			
When Seeded Lower (Worse): 2-10			
When Seeded Same: 0-1			

Illinois Record vs. Seed <i>(seeding began in 1979)</i>		
	Record	Last Game (Result)
vs. #1	0-5	2011 (L)
vs. #2	1-3	2013 (L)
vs. #3	2-2	2005 (W)
vs. #4	4-1	2005 (W)
vs. #5	1-6	2022 (L)
vs. #6	1-2	1995 (L)
vs. #7	1-0	1984 (W)
vs. #8	1-2	2021 (L)
vs. #9	3-1	2005 (W)
vs. #10	1-1	2013 (W)
vs. #11	2-0	1997 (W)
vs. #12	4-2	2009 (L)
vs. #13	6-0	2022 (W)
vs. #14	2-2	1997 (L)
vs. #15	0-0	-
vs. #16	4-0	2021 (W)
<i>Total</i>	<i>33-27</i>	

Illinois Record by Site		
	Record	Last Appearance
Albany	0-1	1995
Atlanta	2-1	2004
Austin	1-2	2013
Birmingham	0-1	1987
Boise	0-1	1983
Charlotte	2-2	1997
Chicago	6-0	2005
Cincinnati	1-1	1988
Columbus	2-1	2007
Dayton	2-0	2001
East Lansing	1-1	1963
Indianapolis	6-2	2021
Lexington	1-1	1984
Los Angeles	1-0	1981
Madison	0-1	2002
Milwaukee	1-0	1984
Minneapolis	3-0	1989
New Orleans	0-2	1942
New York	3-2	1951
Oklahoma City	0-1	1994
Pittsburgh	1-1	2022
Portland	0-1	2009
Providence	0-1	1985
Sacramento	1-1	1998
St. Louis	1-1	2005
Salt Lake City	1-2	1993
San Antonio	1-1	2001
San Diego	1-1	2006
Seattle	2-2	1989
Tulsa	1-1	2011
Winston-Salem	1-1	2000

Illinois Record by Region		
	Record	Last Appearance
Atlanta	2-1	2004
Chicago	5-1	2005
East	10-6	2013
Eastern	2-3	1949
Midwest	3-2	1984
Midwest	10-6	2021
South	1-2	2022
Southeast	3-4	1997
Southwest	1-1	2011
Washington D.C.	1-1	2006
West	4-6	2007

CURRENT ILLINI NCAA TOURNAMENT CAREER STATISTICS

#10 LUKE GOODE

Date	Opponent	G-GS	MIN	FG-A	3P-A	FT-A	REB	PF-DQ	A	TO	BLK	ST	PTS
2022													
3-18	vs. Chattanooga	DNP											
3-20	vs. Houston	1-0	19:02	2-7	2-5	0-0	2-3-5	2	0	2	1	0	6

#33 COLEMAN HAWKINS

Date	Opponent	G-GS	MIN	FG-A	3P-A	FT-A	REB	PF-DQ	A	TO	BLK	ST	PTS
2021													
3-19	vs. Drexel	1-0	7:50	0-0	0-0	0-0	0-0-0	0	1	0	0	0	0
3-21	vs. Loyola Chicago	DNP											
2022													
3-18	vs. Chattanooga	1-1	32:34	5-8	0-1	0-1	2-6-8	3	2	0	1	0	10
3-20	vs. Houston	1-1	19:28	1-5	1-4	0-0	0-4-4	3	1	1	0	0	3
Total		3-2	60/20.0	6-13/.462	1-5/.200	0-1/.000	2-10-12/4.0	6-0	4/1.3	1	1/0.3	0/0.0	13/4.3

#12 BRANDON LIEB

Date	Opponent	G-GS	MIN	FG-A	3P-A	FT-A	REB	PF-DQ	A	TO	BLK	ST	PTS
2021													
3-19	vs. Drexel	1-0	1:00	0-1	0-0	0-0	0-0-0	0-0	0	0	0	0	0
3-21	vs. Loyola Chicago	DNP											
2022													
3-18	vs. Chattanooga	DNP											
3-20	vs. Houston	DNP											

#24 MATTHEW MAYER (AT BAYLOR)

Date	Opponent	G-GS	MIN	FG-A	3P-A	FT-A	REB	PF-DQ	A	TO	BLK	ST	PTS
2019													
3-21	vs. Syracuse	1-0	4	1-1	0-0	0-0	0-0-0	0	0	0	0	0	2
3-23	vs. Gonzaga	1-0	3	0-0	0-0	0-0	0-0-0	0	0	1	0	0	0
2021													
3-19	vs. Hartford	1-0	21	3-7	1-2	1-2	2-7-9	1	2	1	1	2	8
3-21	vs. Wisconsin	1-0	24	5-12	2-5	5-6	1-5-6	0	1	0	0	2	17
3-27	vs. Villanova	1-0	12	3-6	0-3	0-0	1-2-3	1	0	0	0	1	6
3-29	vs. Arkansas	1-0	21	3-6	1-3	0-0	1-2-3	3	1	2	0	3	7
4-3	vs. Houston	1-0	19	5-10	2-5	0-0	2-2-4	3	0	2	0	0	12
4-5	vs. Gonzaga	1-0	16	1-2	0-1	0-0	0-2-2	1	1	1	0	1	2
2022													
3-17	vs. Norfolk State	1-1	26	8-12	4-7	2-2	2-4-6	2	1	4	1	2	22
3-19	vs. North Carolina	1-1	27	3-8	2-5	2-2	2-1-3	5-1	0	2	0	1	10
Total		10-2	173/17.3	32-64/.500	12-31/.387	10-12/.833	11-25-36/3.6	16-1	6/0.6	13	2/0.2	12/1.2	86/8.6

#15 RJ MELENDEZ

Date	Opponent	G-GS	MIN	FG-A	3P-A	FT-A	REB	PF-DQ	A	TO	BLK	ST	PTS
2022													
3-18	vs. Chattanooga	DNP											
3-20	vs. Houston	1-0	20:19	4-5	0-0	1-1	0-2-2	0	3	0	0	0	9

#2 CONNOR SERVEN

Date	Opponent	G-GS	MIN	FG-A	3P-A	FT-A	REB	PF-DQ	A	TO	BLK	ST	PTS
2021													
3-19	vs. Drexel	1-0	1:00	0-0	0-0	0-0	1-0-1	0	0	0	0	0	0
3-21	vs. Loyola Chicago	DNP											
2022													
3-18	vs. Chattanooga	DNP											
3-20	vs. Houston	DNP											

#0 TERENCE SHANNON JR. (AT TEXAS TECH)

Date	Opponent	G-GS	MIN	FG-A	3P-A	FT-A	REB	PF-DQ	A	TO	BLK	ST	PTS
2021													
3-19	vs. Utah State	1-1	31	5-12	0-2	0-1	0-1-1	2	3	0	0	1	10
3-21	vs. Arkansas	1-1	35	6-16	3-4	5-5	1-2-3	3	0	0	0	1	20
2022													
3-18	vs. Montana State	1-1	26	5-7	3-4	7-8	0-1-1	0	6	1	2	0	20
3-20	vs. Notre Dame	1-1	18	1-4	1-3	0-2	0-1-1	1	0	1	0	1	3
3-24	vs. Duke	1-1	35	4-9	0-1	0-0	0-2-2	1	0	1	0	1	8
Total		5-5	145/29.0	21-48/.438	7-14/.500	12-16/.750	1-7-8/1.6	7-0	9/1.8	3	2/0.4	4/0.8	61/12.2

ILLINOIS NCAA TOURNAMENT TEAM SINGLE-GAME RECORDS

POINTS

Game

- 96 vs. Northwestern State, 3/18/2001
- 93 vs. San Diego State, 3/15/2002
- 92 vs. Cincinnati, 3/21/2004
- 90 vs. Arizona, 3/26/2005
- 90 vs. USC, 3/14/1997

Half

- 53 (2nd) vs. San Diego State, 3/15/2002
- 52 (2nd) vs. NW State, 3/18/2001
- 51 (2nd) vs. Arizona, 3/25/2001
- 51 (2nd) vs. McNeese State, 3/16/1989
- 50 (2nd) vs. Dayton, 3/15/1990
- 50 (2nd) vs. Syracuse, 3/26/1989

WINNING MARGIN

- 41 (96-55) vs. Northwestern State, 3/18/2001
- 29 (78-49) vs. Drexel, 3/19/2021
- 29 (93-64) vs. San Diego State, 3/15/2002
- 24 (92-68) vs. Cincinnati, 3/21/2004
- 24 (75-51) vs. Fairfield, 3/14/1986

FIELD GOALS

- 39 vs. Louisville, 3/24/1989
- 38 vs. North Carolina State, 3/22/1951
- 37 vs. Syracuse, 3/26/1989
- 36 vs. Drexel, 3/19/2021
- 35 vs. Cincinnati, 3/21/2004
- 35 vs. Northwestern State, 3/18/2001
- 35 vs. Fairfield, 3/14/1986

FIELD GOAL ATTEMPTS

- 103 vs. Yale, 3/21/1949
- 81 vs. Louisville, 3/24/1989
- 80 vs. Loyola-Chicago, 3/16/1963
- 77 vs. Dayton, 3/21/1952
- 75 vs. Oregon State, 3/26/1949

FIELD GOAL PERCENTAGE

- .615 (35-55) vs. Cincinnati, 3/21/2004
- .607 (37-61) vs. Syracuse, 3/26/1989
- .596 (28-47) vs. UNLV, 3/18/2011
- .596 (31-52) vs. USC, 3/14/1997
- .587 (27-46) vs. Maryland, 3/22/1984

THREE-POINT FIELD GOALS

- 16 vs. Arizona, 3/26/2005
- 13 vs. San Diego State, 3/15/2002
- 12 vs. North Carolina, 4/4/2005
- 12 vs. Louisville, 4/2/2005
- 11 vs. Cincinnati, 3/21/2004
- 11 vs. Arizona, 3/25/2001

THREE-POINT FG ATTEMPTS

- 40 vs. North Carolina, 4/4/2005
- 35 vs. Arizona, 3/26/2005
- 31 vs. Colorado, 3/22/2013
- 30 vs. Louisville, 4/2/2005
- 28 vs. Florida, 3/19/2000

THREE-POINT FG PERCENTAGE

(min. 10 attempts)

- .579 (11-19) vs. Cincinnati, 3/21/2004
- .538 (7-13) vs. UNLV, 3/18/2011
- .526 (10-19) vs. Northwestern State, 3/18/2001
- .520 (13-25) vs. San Diego State, 3/15/2002
- .500 (5-10) vs. South Alabama, 3/12/1998
- .500 (5-10) vs. Long Beach State, 3/18/1993

FREE THROWS

- 29 vs. Oklahoma A&M, 3/22/1951
- 23 vs. USC, 3/14/1997
- 23 vs. Santa Clara, 3/26/1952
- 22 vs. Kentucky, 3/24/1951
- 21 vs. South Alabama, 3/12/1998

FREE THROW ATTEMPTS

- 37 vs. Oklahoma A&M, 3/22/1951
- 35 vs. Kentucky, 3/24/1951
- 32 vs. Santa Clara, 3/26/1952
- 32 vs. Dayton, 3/21/1952
- 30 vs. Maryland, 3/22/1984

FREE THROW PERCENTAGE

(min. 10 attempts)

- .917 (11-12) vs. Oregon State, 3/26/1949
- .889 (16-18) vs. Northwestern State, 3/18/2001
- .882 (15-17) vs. Wyoming, 3/14/1981
- .857 (12-14) vs. Air Force, 3/16/2006
- .857 (12-14) vs. Western Kentucky, 3/20/2003

REBOUNDS

- 50 vs. Dayton, 3/15/1990
- 50 vs. Bowling Green State, 3/15/1963
- 49 vs. Loyola-Chicago, 3/16/1963
- 45 vs. Kansas, 3/23/2001
- 45 vs. Louisville, 3/24/1989

ASSISTS

- 27 vs. Northwestern State, 3/18/2001
- 26 vs. Cincinnati, 3/21/2004
- 24 vs. San Diego State, 3/15/2002
- 22 vs. Louisville, 3/24/1989
- 21 vs. UNLV, 3/18/2011
- 21 vs. Louisville, 4/2/2005
- 21 vs. Arizona, 3/26/2005
- 21 vs. USC, 3/14/1997
- 21 vs. Ball State, 3/18/1989
- 21 vs. Northeastern, 3/15/1985

FEWEST TURNOVERS

- 4 vs. Cincinnati, 3/21/2004
- 4 vs. Fairfield, 3/14/1986
- 5 vs. Drexel, 3/19/2021
- 5 vs. Alabama, 3/16/1986
- 6 vs. South Alabama, 3/12/1998
- 6 vs. Maryland, 3/22/1984

BLOCKED SHOTS

- 6 vs. Creighton, 3/17/2002
- 6 vs. San Diego State, 3/15/2002
- 5 vs. Murray State, 3/19/2004
- 5 vs. Austin Peay, 3/12/1987
- 4 vs. Chattanooga, 3/18/2022
- 4 vs. Colorado, 3/22/2013
- 4 vs. Western Kentucky, 3/20/2003
- 4 vs. Ball State, 3/18/1989

STEALS

- 13 vs. South Alabama, 3/12/1998
- 12 vs. Arizona, 3/26/2005
- 11 vs. Western Kentucky, 3/20/2003
- 11 vs. San Diego State, 3/15/2002
- 11 vs. Kansas, 3/23/2001
- 11 vs. Louisville, 3/24/1989
- 11 vs. McNeese State, 3/16/1989

ILLINOIS NCAA TOURNAMENT TEAM SINGLE-GAME RECORDS

NCAA TOURNAMENT LOWS

Fewest Points

- 1. 34 vs. Penn State, 3/21/1942
- 2. 44 vs. Kentucky, 3/20/1942
- 3. 47 vs. Kentucky, 3/22/1949

Fewest Points – Half

- 1. 13 (2nd) vs. Penn State, 3/21/1942
- 2. 20 (2nd) vs. Colorado, 3/22/2013
- 3. 21 (1st) vs. Penn State, 3/21/1942

Fewest Field Goals

- 1. 12 vs. Penn State, 3/21/1942
- 2. 16 vs. Colorado, 3/22/2013
- 3. 16 vs. Oklahoma A&M, 3/22/1951

Fewest Field Goal Attempts

- 1. 41 vs. South Alabama, 3/12/1998
- 2. 45 vs. Virginia Tech, 3/16/2007
- 3. 45 vs. Creighton, 3/17/2002

Lowest Field Goal Percentage

- 1. .226 (12-53) vs. Penn State, 3/21/1942
- 2. .275 (19-69) vs. Kentucky, 3/22/1949
- 3. .282 (29-103) vs. Yale, 3/21/1945

Fewest 3-Point Field Goals

- 1. 0 vs. Texas-San Antonio, 3/18/1988
- 0 vs. Austin Peay, 3/12/1987
- 3. 1 vs. Villanova, 3/20/1988
- 1 vs. McNeese State, 3/18/1989
- 1 vs. Louisville, 3/24/1989

Fewest 3-Point Field Goal Attempts

- 1. 1 vs. Texas-San Antonio, 3/18/1988
- 2. 2 vs. Villanova, 3/20/1988
- 3. 4 vs. Syracuse, 3/26/1989

Lowest 3-Point Field Goal Percentage

- 1. .000 (0-7) vs. Austin Peay, 3/12/1987
- .000 (0-1) vs. Texas-San Antonio, 3/18/1988
- 3. .125 (1-8) vs. McNeese State, 3/18/1989

Fewest Free Throws

- 1. 0 vs. Alabama, 3/16/1986
- 2. 1 vs. Penn State, 3/21/1942
- 3. 2 vs. Kansas State, 3/19/1981

Fewest Free Throw Attempts

- 1. 0 vs. Alabama, 3/16/1986
- 2. 3 vs. Kansas State, 3/19/1981
- 3. 6 vs. North Carolina, 4/4/2005
- 6 vs. Maryland, 3/14/1998

Lowest Free Throw Percentage

- 1. .000 (0-0) vs. Alabama, 3/16/1986
- 2. .100 (1-10) vs. Penn State, 3/21/1942
- 3. .363 (4-11) vs. Louisville, 3/24/1989

Fewest Rebounds

- 1. 16 vs. South Alabama, 3/12/1998
- 2. 21 vs. Cincinnati, 3/21/2004
- 21 vs. Tennessee-Chattanooga, 3/16/1997
- 21 vs. Kentucky, 3/24/1984

Fewest Assists

- 1. 7 vs. Miami, 3/24/2013
- 7 vs. Tulsa, 3/17/1995
- 3. 8 vs. Villanova, 3/20/1988

Fewest Blocked Shots

- 1. 0 vs. Washington, 3/18/2006
- 0 vs. Louisville, 4/2/2005
- 0 vs. Long Beach State, 3/18/1993
- 0 vs. Syracuse, 3/26/1989
- 0 vs. Maryland, 3/22/1984

Fewest Steals

- 1. 1 vs. Kansas State, 3/19/1981
- 2. 2 vs. Miami, 3/24/2013
- 2 vs. Maryland, 3/14/1998
- 2 vs. USC, 3/14/1997

Largest Losing Margin

- 1. 17 (76-93) vs. Florida, 3/19/2000
- 17 (68-85) vs. Vanderbilt, 3/20/1993
- 3. 15 (53-68) vs. Houston, 3/20/2022
- 15 (64-79) vs. Loyola-Chicago, 3/16/1963

Most Points in a Loss

- 1. 86 vs. Dayton (88), 3/15/1990
- 2. 81 vs. Arizona (87), 3/25/2001
- 3. 81 vs. Michigan (83), 4/1/1989

ILLINOIS NCAA TOURNAMENT INDIVIDUAL RECORDS

POINTS

Game		
1.	31	Deron Williams vs. Cincinnati, 3/21/2004
2.	30	Frank Williams vs. Kansas, 3/23/2001
3.	29	Kenny Battle vs. Michigan, 4/1/1989
4.	28	Kendall Gill vs. Dayton, 3/15/1990
	28	Kenny Battle vs. Syracuse, 3/26/1989
6.	27	Cory Bradford vs. Florida, 3/19/2000
	27	Kiwane Garis vs. USC, 3/14/1997
8.	25	Frank Williams vs. San Diego State, 3/15/2002
	25	Robert Archibald vs. Arizona, 3/25/2001
	25	Don Sunderlage vs. Columbia, 3/20/1951

Tournament, Total

1.	102	Nick Anderson, 1989 (5 G)
2.	100	Luther Head, 2005 (6 G)
3.	88	Deron Williams, 2005 (6 G)
4.	84	Kenny Battle, 1989 (5 G)
5.	83	Don Sunderlage, 1951 (4 G)
6.	77	Dee Brown, 2005 (6 G)
7.	73	Kendall Gill, 1989 (5 G)
8.	68	Rod Fletcher, 1951 (4 G)
9.	67	Roger Powell, 2005 (6 G)
10.	61	Frank Williams, 2001 (4 G)

Tournament, Average (min. 2 games)

1.	23.0	Kiwane Garis, 1997 (2 G)
2.	20.8	Don Sunderlage, 1951 (4 G)
3.	20.4	Nick Anderson, 1989 (5 G)
4.	20.0	Frank Williams, 2002 (3 G)
	20.0	Dave Downey, 1963 (2 G)
6.	19.5	Kofi Cockburn, 2021 (2 G)
	19.5	Mike Davis, 2011 (2 G)
8.	18.0	Kofi Cockburn, 2022 (2 G)
	18.0	Brian Cook, 2003 (2 G)
	18.0	Anthony Welch, 1986 (2 G)

Career, Total

1.	179	Dee Brown, 2003-06 (13 G)
2.	162	Luther Head, 2002-05 (14 G)
3.	150	Deron Williams, 2003-05 (11 G)
4.	148	Frank Williams, 2000-02 (9 G)
5.	135	James Augustine, 2003-06 (13 G)
6.	124	Nick Anderson, 1988-89 (7 G)
7.	123	Roger Powell, 2002-05 (13 G)
8.	120	Brian Cook, 2000-03 (11 G)
9.	117	Kendall Gill, 1987-90 (9 G)
10.	114	Cory Bradford, 1999-2002 (9 G)

Career, Average (min. 2 tournaments)

1.	22.0	Kiwane Garis, 1994-97 (4 G)
2.	18.8	Kofi Cockburn, 2020-22 (4 G)
3.	17.7	Nick Anderson, 1988-89 (7 G)
4.	17.3	Deon Thomas, 1991-94 (3 G)
5.	17.0	Mike Davis, 2008-11 (3 G)
6.	16.4	Frank Williams, 2000-02 (9 G)
7.	15.3	Kenny Battle, 1988-89 (7 G)
8.	14.6	Don Sunderlage, 1949-51 (7 G)
9.	14.5	Ken Norman, 1985-87 (6 G)
10.	14.0	Trent Meacham, 2007-09 (2 G)

CHRONOLOGICAL SINGLE-GAME SCORING RECORD

15	Ken Menke vs. Kentucky, 3/20/1942
15	Don Sunderlage vs. Penn State, 3/21/1949
15	Walter Osterkorn vs. Penn State, 3/21/1949
17	Walter Osterkorn vs. Oregon State, 3/26/1949
18	Don Sunderlage vs. Kansas State, 3/14/1951
25	Don Sunderlage vs. Columbia, 3/20/1951
26	John Kerr vs. Santa Clara, 3/26/1952
28	Kenny Battle vs. Syracuse, 3/26/1989
29	Kenny Battle vs. Michigan, 4/1/1989
30	Frank Williams vs. Kansas, 3/23/2001
31	Deron Williams vs. Cincinnati, 3/21/2004

20+ POINT GAMES

Tournament		
1.	3	Luther Head, 2005
		20 vs. Arizona, 3/26
		20 vs. Louisville, 4/2
		21 vs. North Carolina, 4/4
	3	Nick Anderson, 1989
		24 vs. Ball State, 3/18
		24 vs. Louisville, 3/24
		24 vs. Syracuse, 3/26
	3	Don Sunderlage, 1951
		25 vs. Columbia, 3/20
		21 vs. North Carolina State, 3/22
		20 vs. Kentucky, 3/24
4.	2	Deron Williams, 2005
		21 vs. Wisconsin-Milwaukee, 3/24
		22 vs. Arizona, 3/26
	2	Frank Williams, 2002
		25 vs. San Diego State, 3/15
		20 vs. Creighton, 3/17
	2	Kenny Battle, 1989
		28 vs. Syracuse, 3/24
		29 vs. Michigan, 4/1
	2	Dave Downey, 1963
		20 vs. Bowling Green, 3/15
		20 vs. Loyola Chicago, 3/16
8.	1	Kofi Cockburn, 2021
		21 vs. Loyola-Chicago, 3/21
	1	Mike Davis, 2011
		22 vs. UNLV, 3/18
	1	Trent Meacham, 2009
		24 vs. Western Kentucky, 3/24
	1	Jamar Smith, 2006
		20 vs. Air Force, 3/16
	1	James Augustine, 2005
		23 vs. Nevada, 3/19
	1	Dee Brown, 2005
		21 vs. Wisconsin-Milwaukee, 3/24
	1	Roger Powell, 2005
		20 vs. Louisville, 4/2
	1	Dee Brown, 2004
		21 vs. Murray State, 3/19
	1	Roger Powell, 2004
		22 vs. Cincinnati, 3/21
	1	Deron Williams, 2004
		31 vs. Cincinnati, 3/21

1	Robert Archibald, 2001
	25 vs. Arizona, 3/25
1	Cory Bradford, 2001
	22 vs. Arizona, 3/25
1	Frank Williams, 2001
	30 vs. Kansas, 3/30
1	Cory Bradford, 2000
	27 vs. Florida, 3/19
1	Frank Williams, 2000
	21 vs. Penn, 3/17
1	Chris Gandy, 1997
	21 vs. USC, 3/14
1	Kiwane Garis, 1997
	27 vs. USC, 3/14
1	Kiwane Garis, 1995
	24 vs. Tulsa, 3/17
1	Deon Thomas, 1993
	20 vs. Long Beach State, 3/18
1	Kendall Gill, 1990
	28 vs. Dayton, 3/15
1	Lowell Hamilton, 1988
	21 vs. Texas-San Antonio, 3/18
1	Anthony Welch, 1986
	22 vs. Fairfield, 3/14
1	Doug Altenberger, 1985
	24 vs. Georgia Tech, 3/21
1	Ken Norman, 1985
	23 vs. Northeastern, 3/15
1	Bill Burwell, 1952
	21 vs. Bowling Green, 3/15
1	Ted Beach, 1951
	22 vs. Columbia, 3/20
1	Rod Fletcher, 1951
	22 vs. Kentucky, 3/24

Career (min. 2)

1.	4	Frank Williams, 2000-02
		25 vs. San Diego State, 3/15/2002
		20 vs. Creighton, 3/17/2002
		30 vs. Kansas, 3/30/2001
		21 vs. Penn, 3/17/2000
2.	3	Luther Head, 2002-05
		20 vs. Arizona, 3/26/2005
		20 vs. Louisville, 4/2/2005
		21 vs. North Carolina, 4/4/2005
	3	Deron Williams, 2003-05
		21 vs. Wisconsin-Milwaukee, 3/24/2005
		22 vs. Arizona, 3/26/2005
		31 vs. Cincinnati, 3/21/2004
	3	Nick Anderson, 1988-89
		24 vs. Ball State, 3/18/1989
		24 vs. Louisville, 3/24/1989
		24 vs. Syracuse, 3/26/1989
	3	Don Sunderlage, 1949-51
		25 vs. Columbia, 3/20/1951
		21 vs. North Carolina State, 3/22/1951
		20 vs. Kentucky, 3/24/1951
6.	2	Dee Brown, 2003-06
		21 vs. Wisconsin-Milwaukee, 3/24/2005
		21 vs. Murray State, 3/19/2004
	2	Roger Powell, 2002-05
		20 vs. Louisville, 4/2/2005
		22 vs. Cincinnati, 3/21/2004

ILLINOIS NCAA TOURNAMENT INDIVIDUAL RECORDS

2	Cory Bradford, 1999-2002
	22 vs. Arizona, 3/25/2001
	27 vs. Florida, 3/19/2000
2	Kiwane Garriss, 1994-97
	27 vs. USC, 3/14/1997
	24 vs. Tulsa, 3/17/1995
2	Kenny Battle, 1988-89
	28 vs. Syracuse, 3/24/1989
	29 vs. Michigan, 4/1/1989
2	Dave Downey, 1961-63
	20 vs. Bowling Green, 3/15/1963
	20 vs. Loyola Chicago, 3/16/1963

Consecutive 20+ Point Games

1.	3	Luther Head, 2005 20 vs. Arizona, 3/26 20 vs. Louisville, 4/2 21 vs. North Carolina, 4/4
	3	Nick Anderson, 1989 24 vs. Ball State, 3/18 24 vs. Louisville, 3/24 24 vs. Syracuse, 3/26
	3	Don Sunderlage, 1951 25 vs. Columbia, 3/20 21 vs. North Carolina State, 3/22 20 vs. Kentucky, 3/24
4.	2	Deron Williams, 2005 21 vs. Wisconsin-Milwaukee, 3/24 22 vs. Arizona, 3/26
	2	Frank Williams, 2002 25 vs. San Diego State, 3/15 20 vs. Creighton, 3/17
	2	Kenny Battle, 1989 28 vs. Syracuse, 3/24 29 vs. Michigan, 4/1
	2	Dave Downey, 1963 20 vs. Bowling Green, 3/15 20 vs. Loyola Chicago, 3/16

FIELD GOALS

Game		
1.	12	Kenny Battle vs. Syracuse, 3/26/1989
	12	Nick Anderson vs. Louisville, 3/24/1989
3.	11	Frank Williams vs. Kansas, 3/23/2001
	11	Anthony Welch vs. Fairfield, 3/14/1986
	11	Doug Altenberger vs. Georgia Tech, 3/21/1985
6.	10	Deron Williams vs. Cincinnati, 3/21/2004
	10	Chris Gandy vs. USC, 3/14/1997
	10	Kenny Battle vs. Michigan, 4/1/1989
	10	Nick Anderson vs. Syracuse, 3/26/1989
	10	Nick Anderson vs. Ball State, 3/18/1989
	10	Lowell Hamilton vs. Texas-San Antonio, 3/18/1988
	10	John Kerr vs. Santa Clara, 3/26/1952
	10	Ted Beach vs. Columbia, 3/20/1951

Tournament

1.	42	Nick Anderson, 1989 (5 G)
2.	35	Luther Head, 2005 (6 G)
3.	32	Deron Williams, 2005 (6 G)

4.	31	Kendall Gill, 1989 (5 G)
5.	30	Kenny Battle, 1989 (5 G)
6.	29	Rod Fletcher, 1951 (4 G)
7.	28	Roger Powell, 2005 (6 G)
	28	Don Sunderlage, 1951 (4 G)
9.	27	Dee Brown, 2005 (6 G)
10.	24	Lowell Hamilton, 1989 (5 G)
	24	Doug Altenberger, 1985 (3 G)
	24	Ted Beach, 1951 (4 G)

Career

1.	64	Dee Brown, 2003-06 (13 G)
2.	59	Luther Head, 2002-05 (14 G)
3.	54	Deron Williams, 2003-05 (11 G)
4.	52	Frank Williams, 2000-02 (9 G)
	52	Nick Anderson, 1988-89 (7 G)
6.	51	Roger Powell, 2002-05 (13 G)
7.	49	Brian Cook, 2000-03 (11 G)
8.	47	Kendall Gill, 1987-90 (9 G)
9.	46	James Augustine, 2003-06 (13 G)
	46	Doug Altenberger, 1983-87 (8 G)

FIELD GOAL ATTEMPTS

Game		
1.	24	Frank Williams vs. Kansas, 3/23/2001
	24	Don Sunderlage vs. N.C. State, 3/22/1951
3.	23	Brian Cook vs. Notre Dame, 3/22/2003
4.	22	Nick Anderson vs. Louisville, 3/24/1989
	22	Dave Downey vs. Loyola Chicago, 3/16/1963
6.	21	Luther Head vs. North Carolina, 4/4/2005
	21	Rod Fletcher vs. Duquesne, 3/22/1952
8.	20	Brandon Paul vs. Miami, 3/24/2013
	20	Dave Downey vs. Bowling Green, 3/15/1963
	20	Dike Eddleman vs. Yale, 3/21/1949

Tournament

1.	91	Luther Head, 2005 (6 G)
2.	79	Nick Anderson, 1989 (5 G)
3.	69	Don Sunderlage, 1951 (4 G)
4.	68	Deron Williams, 2005 (6 G)
5.	66	Kendall Gill, 1989 (5 G)
6.	63	Rod Fletcher, 1951 (4 G)
7.	60	Dee Brown, 2005 (6 G)
	60	Ted Beach, 1951 (4 G)
9.	56	Roger Powell, 2005 (6 G)
10.	55	Frank Williams, 2001 (4 G)
	55	Kenny Battle, 1989 (5 G)
	55	Rod Fletcher, 1952 (4 G)

Career

1.	151	Dee Brown, 2003-06 (13 G)
2.	144	Luther Head, 2002-05 (14 G)
3.	118	Frank Williams, 2000-02 (9 G)
4.	117	Deron Williams, 2003-05 (11 G)
5.	108	Brian Cook, 2000-03 (11 G)
6.	105	Nick Anderson, 1988-89 (7 G)
7.	100	Rod Fletcher, 1950-52 (8 G)
8.	97	Kendall Gill, 1987-90 (9 G)
9.	96	Roger Powell, 2002-05 (13 G)
10.	95	Cory Bradford, 1999-2002 (9 G)
	95	Don Sunderlage, 1949-51 (7 G)

THREE-POINT FIELD GOALS

Game		
1.	6	Jamar Smith vs. Air Force, 3/16/2006
	6	Luther Head vs. Louisville, 4/2/2005
	6	Deron Williams vs. Cincinnati, 3/21/2004
	6	Cory Bradford vs. Arizona, 3/25/2001
5.	5	Luther Head vs. North Carolina, 4/4/2005
	5	Luther Head vs. Arizona, 3/26/2005
	5	Deron Williams vs. Arizona, 3/26/2005
	5	Dee Brown vs. Wisconsin-Milwaukee, 3/24/2005
	5	Frank Williams vs. San Diego State, 3/15/2002
	5	Cory Bradford vs. Florida, 3/19/2000
	5	Kendall Gill vs. Dayton, 3/15/1990

Tournament

1.	23	Luther Head, 2005 (6 G)
2.	14	Dee Brown, 2005 (6 G)
3.	13	Cory Bradford, 2001 (4 G)
4.	12	Frank Williams, 2002 (3 G)
5.	11	Deron Williams, 2005 (6 G)
6.	9	Deron Williams, 2004 (3 G)
	9	Cory Bradford, 2002 (3 G)
8.	7	Dee Brown, 2004 (3 G)
9.	6	Frank Williams, 2001 (4 G)
	6	Cory Bradford, 2000 (2 G)
	6	Jamar Smith, 2006 (2 G)
	6	Matt Heldman, 1998 (2 G)

Career

1.	32	Luther Head, 2002-05 (14 G)
2.	28	Cory Bradford, 1999-2002 (9 G)
3.	25	Dee Brown, 2003-06 (13 G)
4.	24	Deron Williams, 2003-05 (11 G)
5.	21	Frank Williams, 2000-02 (9 G)
6.	10	D.J. Richardson, 2010-13 (4 G)
	10	Kendall Gill, 1987-90 (9 G)
8.	9	Matt Heldman, 1995-98 (4 G)
9.	7	Brandon Paul, 2010-13 (4 G)
	7	Kevin Turner, 1995-98 (5 G)

THREE-POINT FG ATTEMPTS

Game		
1.	16	Luther Head vs. North Carolina, 4/4/2005
2.	12	Luther Head vs. Arizona, 3/26/2005
3.	11	D.J. Richardson vs. Colorado, 3/22/2013
	11	Luther Head vs. Louisville, 4/2/2005
	11	Richard Keene vs. Vanderbilt, 3/29/1993
6.	10	D.J. Richardson vs. Miami, 3/24/2013
	10	Deron Williams vs. North Carolina, 4/4/2005
	10	Cory Bradford vs. Florida, 3/19/2000
9.	9	Brandon Paul vs. Miami, 3/24/2013
	9	Jamar Smith vs. Air Force, 3/16/2006
	9	Dee Brown vs. Louisville, 4/2/2005
	9	Deron Williams vs. Arizona, 3/26/2005
	9	Cory Bradford vs. Kansas, 3/23/2001

ILLINOIS NCAA TOURNAMENT INDIVIDUAL RECORDS

Tournament

1.	58	Luther Head, 2005 (6 G)
2.	41	Dee Brown, 2005 (6 G)
3.	34	Deron Williams, 2005 (6 G)
4.	31	Cory Bradford, 2001 (4 G)
5.	21	D.J. Richardson, 2013 (2 G)
6.	20	Deron Williams, 2004 (3 G)
	20	Frank Williams, 2002 (3 G)
	20	Frank Williams, 2001 (4 G)
9.	19	Kendall Gill, 1989 (4 G)
10.	18	Cory Bradford, 2002 (3 G)

Career

1.	87	Luther Head, 2002-05 (14 G)
2.	76	Dee Brown, 2003-06 (13 G)
3.	64	Cory Bradford, 1999-2002 (9 G)
4.	59	Deron Williams, 2003-05 (11 G)
5.	49	Frank Williams, 2000-02 (9 G)
6.	31	D.J. Richardson, 2010-13 (4 G)
7.	28	Kendall Gill, 1987-90 (9 G)
8.	23	Brandon Paul, 2010-13 (4 G)
	23	Brian Cook, 2000-03 (11 G)
10.	22	Kevin Turner, 1995-98 (5 G)

FREE THROWS

Game

1.	16	Kiwane Garriss vs. USC, 3/14/1997
2.	13	Robert Archibald vs. Arizona, 3/25/2001
3.	9	Brandon Paul vs. Colorado, 3/22/2013
	9	Jim Bredar vs. Dayton, 3/21/1952
	9	Don Sunderlage vs. Oklahoma A&M, 3/27/1951
6.	8	Mike Davis vs. UNLV, 3/18/2011
	8	Kevin Turner vs. South Alabama, 3/12/1998
	8	Deon Thomas vs. Long Beach State, 3/18/1993
	8	Kenny Battle vs. Michigan, 4/1/1989
	8	Kenny Battle vs. McNeese State, 3/16/1989
	8	Mark Smith vs. Wyoming, 3/14/1981
	8	Clive Follmer vs. Duquesne, 3/22/1952
	8	Don Sunderlage vs. Kentucky, 3/24/1951

Tournament

1.	27	Don Sunderlage, 1951 (4 G)
2.	23	James Augustine, 2005 (6 G)
	23	Kiwane Garriss, 1997 (2 G)
	23	Kenny Battle, 1989 (5 G)
5.	18	Robert Archibald, 2001 (4 G)
	18	Nick Anderson, 1989 (5 G)
	18	Clive Follmer, 1952 (4 G)
8.	15	Rod Fletcher, 1952 (4 G)
9.	13	Deron Williams, 2005 (6 G)
	13	Robert Archibald, 2002 (3 G)
	13	Lucas Johnson, 2001 (4 G)
	13	Frank Williams, 2001 (4 G)

Career

1.	43	James Augustine, 2003-06 (13 G)
2.	33	Kiwane Garriss, 1994-97 (4 G)
3.	30	Don Sunderlage, 1949-51 (7 G)
4.	28	Clive Follmer, 1950-52 (8 G)
5.	26	Dee Brown, 2003-06 (13 G)
	26	Kenny Battle, 1988-89 (7 G)
7.	24	Rod Fletcher, 1950-52 (8 G)
8.	23	Frank Williams, 2000-02 (9 G)
9.	21	Kofi Cockburn, 2020-22 (4 G)
10.	20	Nick Anderson, 1988-89 (7 G)

FREE THROW ATTEMPTS

Game

1.	17	Kiwane Garriss vs. USC, 3/14/1997
2.	15	Robert Archibald vs. Arizona, 3/25/2001
3.	12	Kevin Turner vs. South Alabama, 3/12/1998
4.	11	James Augustine vs. Fairleigh Dickinson, 3/17/2005
	11	Deon Thomas vs. Long Beach State, 3/18/1993
	11	Jim Bredar vs. Dayton, 3/21/1952
	11	Don Sunderlage vs. Kentucky, 3/24/1951
8.	10	Kofi Cockburn vs. Chattanooga, 3/18/2022
	10	Brandon Paul vs. Colorado, 3/22/2013
	10	Robert Archibald vs. Kansas, 3/22/2002
	10	Kiwane Garriss vs. Tennessee-Chattanooga, 3/16/1997
	10	Kiwane Garriss vs. Tulsa, 3/17/1995
	10	Kenny Battle vs. Michigan, 4/1/1989
	10	Lowell Hamilton vs. Syracuse, 3/26/1989
	10	Don Sunderlage vs. Oklahoma A&M, 3/27/1951
	10	Rod Fletcher vs. Kentucky, 3/24/1951
	10	Don Sunderlage vs. Columbia, 3/20/1951

Tournament

1.	34	Don Sunderlage, 1951 (4 G)
2.	32	James Augustine, 2005 (6 G)
3.	30	Kenny Battle, 1989 (5 G)
4.	29	Nick Anderson, 1989 (5 G)
5.	27	Kiwane Garriss, 1997 (2 G)
6.	26	Rod Fletcher, 1952 (4 G)
7.	23	Robert Archibald, 2001 (4 G)
	23	Clive Follmer, 1952 (4 G)
	23	Rod Fletcher, 1951 (4 G)
10.	22	John Kerr, 1952 (4 G)

Career

1.	58	James Augustine, 2003-06 (13 G)
2.	46	Rod Fletcher, 1950-52 (8 G)
3.	42	Kiwane Garriss, 1994-97 (4 G)
4.	37	Kenny Battle, 1988-89 (7 G)
	37	Don Sunderlage, 1949-51 (7 G)
6.	34	Clive Follmer, 1950-52 (8 G)
7.	30	Kofi Cockburn, 2020-22 (4 G)
8.	32	Dee Brown, 2003-06 (13 G)
	32	Nick Anderson, 1988-89 (7 G)
10.	27	Frank Williams, 2000-02 (9 G)

REBOUNDS

Game

1.	16	Brian Cook vs. Notre Dame, 3/22/2003
	16	Nick Anderson vs. Syracuse, 3/26/1989
3.	15	James Augustine vs. Fairleigh Dickinson, 3/17/2005
4.	14	Roger Powell vs. North Carolina, 4/4/2005
	14	Ervin Small vs. Dayton, 3/15/1990
	14	Efrem Winters vs. Villanova, 3/18/1984
7.	13	Kofi Cockburn vs. Chattanooga, 3/18/2022
	13	Jarrold Gee vs. Maryland, 3/14/1998
9.	12	Nnanna Ekwu vs. Miami, 3/24/2013
	12	Brian Randle vs. Virginia Tech, 3/16/2007
	12	Shelly Clark vs. Tulsa, 3/17/1995
	12	Nick Anderson vs. McNeese State, 3/16/1989
	12	Jens Kujawa vs. Villanova, 3/20/1988
	12	Ken Norman vs. Austin Peay, 3/12/1987
	12	Dave Downey vs. Bowling Green, 3/15/1963
	12	Skip Thoren vs. Bowling Green, 3/15/1963

Tournament, Total

1.	54	James Augustine, 2005 (6 G)
2.	47	Nick Anderson, 1989 (5 G)
3.	39	Roger Powell, 2005 (6 G)
4.	27	Kenny Battle, 1989 (5 G)
5.	26	Brian Cook, 2003 (2 G)
	26	Damir Krupalija, 2001 (4 G)
7.	25	Ken Norman, 1985 (3 G)
8.	24	Efrem Winters, 1984 (3 G)
9.	23	Jack Ingram, 2005 (6 G)
	23	Sergio McClain, 2001 (4 G)

Tournament, Average (min. 2 games)

1.	13.0	Brian Cook, 2003 (2 G)
2.	10.5	Kofi Cockburn, 2022 (2 G)
3.	10.0	Nnanna Ekwu, 2012 (2 G)
4.	9.5	Jens Kujawa, 1988 (2 G)
	9.5	Skip Thoren, 1963 (2 G)
6.	9.4	Nick Anderson, 1989 (5 G)
7.	9.0	James Augustine, 2005 (6 G)
	9.0	James Augustine, 2003 (2 G)
	9.0	Bill Burwell, 1963 (2 G)
	9.0	Dave Downey, 1963 (2 G)

Career, Total

1.	102	James Augustine, 2003-06 (13 G)
2.	74	Brian Cook, 2000-03 (11 G)
3.	58	Roger Powell, 2002-05 (13 G)
	58	Efrem Winters, 1983-86 (9 G)
5.	56	Nick Anderson, 1988-89 (7 G)
6.	48	Dee Brown, 2003-06 (13 G)
	48	Luther Head, 2002-05 (14 G)
8.	46	Ken Norman, 1985-87 (6 G)
9.	44	Robert Archibald, 1999-2002 (9 G)
10.	41	Lowell Hamilton, 1986-89 (10 G)

Career, Average (min. 2 tournaments)

1.	9.0	Deon Thomas, 1991-94 (3 G)
2.	8.8	Kofi Cockburn, 2020-22 (4 G)
3.	8.3	Mike Davis, 2008-11 (3 G)
4.	8.0	Shelly Clark, 1994-95 (2 G)

ILLINOIS NCAA TOURNAMENT INDIVIDUAL RECORDS

8.0	Nick Anderson, 1988-89 (7 G)
6. 7.8	James Augustine, 2003-06 (13 G)
7. 7.7	Ken Norman, 1985-87 (6 G)
8. 6.7	Brian Cook, 2000-03 (11 G)
9. 6.4	Efrem Winters, 1983-86 (9 G)
10. 5.7	Mike Tisdale, 2008-11 (3 G)
5.7	Kenny Battle, 1988-89 (7 G)

DOUBLE-DOUBLES

Tournament/Career

1. 3	James Augustine, 2005 11 p, 15 r vs. Fairleigh Dickinson, 3/17 23 p, 10 r vs. Nevada, 3/19 11 p, 10 r vs. Wisconsin-Milwaukee, 3/24
2. 2	Deron Williams, 2005 15 p, 10 a vs. Nevada, 3/19 22 p, 10 a vs. Arizona, 3/26
2	Brian Cook, 2003 17 p, 10 r vs. Western Kentucky, 3/20 19 p, 16 r vs. Notre Dame, 3/22
2	Nick Anderson, 1989 13 p, 12 r vs. McNeese State, 3/16 24 p, 16 r vs. Syracuse, 3/26
5. 1	Kofi Cockburn, 2022 17 p, 13 r vs. Chattanooga, 3/18
1	Nnanna Ekwu, 2013 12 p, 12 r vs. Miami, 3/24
1	Mike Tisdale, 2011 13 p, 11 r vs. Kansas, 3/20
1	Calvin Brock, 2009 14 p, 10 r vs. Western Kentucky, 3/19
1	Robert Archibald, 2001 15 p, 10 r vs. Kansas, 3/22
1	Sergio McClain, 2001 10 p, 10 r vs. Kansas, 3/23
1	Frank Williams, 2001 11 p, 10 r vs. Charlotte, 3/18
1	Marcus Griffin, 2000 17 p, 10 r vs. Penn, 3/17
1	Jerry Gee, 1998 14 p, 13 r vs. Maryland, 3/14
1	Kiwane Garri, 1997 27 p, 12 a vs. USC, 3/14
1	Shelly Clark, 1995 13 p, 12 r vs. Tulsa, 3/17
1	Deon Thomas, 1994 19 p, 10 r vs. Georgetown, 3/18
1	Ken Norman, 1987 17 p, 12 r vs. Austin Peay, 3/12
1	Efrem Winters, 1984 12 p, 14 r vs. Villanova, 3/18
1	Bill Burwell, 1963 21-11 vs. Bowling Green, 3/15
1	Dave Downey, 1963 20 p, 12 r vs. Bowling Green, 3/15
1	Skip Thoren, 1963 10-12 vs. Bowling Green, 3/15

ASSISTS

Game

1. 12	Kiwane Garri vs. USC, 3/14/1997
2. 11	Bruce Douglas vs. Georgia, 3/17/1985
11	Bruce Douglas vs. Kentucky, 3/24/1984
4. 10	Dee Brown vs. Air Force, 3/16/2006
10	Deron Williams vs. Arizona, 3/26/2005
10	Deron Williams vs. Nevada, 3/19/2005
7. 9	Deron Williams vs. Louisville, 4/2/2005
9	Luther Head vs. Cincinnati, 3/21/2004
9. 8	Deron Williams vs. Wisconsin-Milwaukee, 3/24/2005
8	Dee Brown vs. Cincinnati, 3/21/2004
8	Deron Williams vs. Murray State, 3/19/2004
8	Dee Brown vs. Western Kentucky, 3/20/2003
8	Frank Williams vs. San Diego State, 3/15/2002
8	Frank Williams vs. Northwestern State, 3/16/2001
8	Stephen Bardo vs. Michigan, 4/1/1989
8	Bruce Douglas vs. Maryland, 3/22/1984
8	Bruce Douglas vs. Villanova, 3/18/1984
8	Mark Smith vs. Wyoming, 3/14/1981

Tournament

1. 50	Deron Williams, 2005 (6 G)
2. 27	Dee Brown, 2005 (6 G)
27	Bruce Douglas, 1984 (3 G)
4. 25	Stephen Bardo, 1989 (5 G)
5. 24	Luther Head, 2005 (6 G)
6. 22	Kendall Gill, 1989 (5 G)
7. 21	Deron Williams, 2004 (3 G)
8. 20	Frank Williams, 2001 (4 G)
9. 17	Luther Head, 2004 (3 G)
17	Frank Williams, 2002 (3 G)
17	Kiwane Garri, 1997 (2 G)
17	Larry Smith, 1989 (5 G)

Career

1. 78	Deron Williams, 2003-05 (11 G)
2. 67	Dee Brown, 2003-06 (13 G)
3. 58	Luther Head, 2002-05 (14 G)
4. 57	Bruce Douglas, 1983-86 (9 G)
5. 42	Frank Williams, 2000-02 (9 G)
6. 37	Stephen Bardo, 1987-90 (9 G)
7. 30	Kendall Gill, 1987-90 (9 G)
8. 24	Kiwane Garri, 1994-97 (4 G)
9. 20	Tony Wysinger, 1984-87 (9 G)
10. 18	Demetri McCamey, 2008-11 (3 G)
18	Cory Bradford, 1999-2002 (9 G)
18	Sergio McClain, 1998-2001 (8 G)

BLOCKED SHOTS

Game

1. 3	Kofi Cockburn vs. Chattanooga, 3/18/202
3	Lowell Hamilton vs. Austin Peay, 3/12/1987
3. 2	Kofi Cockburn vs. Loyola Chicago, 3/21/2021
2	Kofi Cockburn vs. Drexel, 3/19/2021
2	Sam McLaurin vs. Miami, 3/24/2013

2	Sam McLaurin vs. Colorado, 3/22/2013
2	James Augustine vs. Nevada, 3/19/2005
2	James Augustine vs. Murray State, 3/19/2004
2	Nick Smith vs. Western Kentucky, 3/20/2003
2	Brian Cook vs. Kansas, 3/22/2002
2	Robert Archibald vs. Creighton, 3/17/2002
2	Brian Cook vs. Creighton, 3/17/2002
2	Damir Krupalija vs. Creighton, 3/17/2002
2	Robert Archibald vs. San Diego State, 3/15/2002
2	Nick Smith vs. San Diego State, 3/15/2002
2	Jerry Hester vs. Maryland, 3/14/1998
2	Jerry Hester vs. Tulsa, 3/17/1995
2	Lowell Hamilton vs. Ball State, 3/18/1989
2	Nick Anderson vs. McNeese State, 3/16/1989
2	Scott Meents vs. Kentucky, 3/24/1984
2	Scott Meents vs. Villanova, 3/18/1984
2	Efrem Winters vs. Utah, 3/17/1983
2	Derek Harper vs. Kansas State, 3/19/1981

Tournament

1. 5	Robert Archibald, 2002 (3 G)
5	Brian Cook, 2002 (3 G)
3. 4	Kofi Cockburn, 2022 (2 G)
4	Kofi Cockburn, 2021 (2 G)
4	Sam McLaurin, 2013 (2 G)
4	James Augustine, 2005 (6 G)
4	Lowell Hamilton, 1989 (5 G)
4	Scott Meents, 1984 (3 G)
8. 3	James Augustine, 2004 (3 G)
3	Nick Anderson, 1989 (5 G)
3	Lowell Hamilton, 1987 (1 G)

Career

1. 9	James Augustine, 2003-06 (13 G)
2. 8	Kofi Cockburn, 2020-22 (4 G)
8	Brian Cook, 2000-2003 (11 G)
4. 7	Lowell Hamilton, 1985-89 (10 G)
5. 6	Robert Archibald, 1999-2002 (9 G)
6. 5	Efrem Winters, 1983-86 (9 G)
7. 4	Sam McLaurin, 2013 (2 G)
4	Jack Ingram, 2004-05 (9 G)
4	Marcus Griffin, 2000-01 (6 G)
4	Jerry Hester, 1994-98 (4 G)
4	Nick Anderson, 1988-89 (7 G)
4	Scott Meents, 1983-86 (8 G)

STEALS

Game

1. 6	Bruce Douglas vs. Georgia, 3/17/1985
2. 5	Kendall Gill vs. Ball State, 3/18/1989
3. 4	Trent Meacham vs. Western Kentucky, 3/19/2009
4	Dee Brown vs. Air Force, 3/16/2006
4	Luther Head vs. Arizona, 3/26/2005
4	James Augustine vs. Nevada, 3/19/2005
4	Sergio McClain vs. Florida, 3/19/2000
4	Nick Anderson vs. Ball State, 3/18/1989

ILLINOIS NCAA TOURNAMENT INDIVIDUAL RECORDS

- 4 Nick Anderson vs. McNeese State,
3/16/1989
4 Kendall Gill vs. McNeese State, 3/16/1989

Tournament

1. 17 Kendall Gill, 1989 (5 G)
2. 14 Nick Anderson, 1989 (5 G)
3. 11 Luther Head, 2005 (6 G)
4. 10 Dee Brown, 2005 (6 G)
5. 8 Luther Head, 2002 (3 G)
8 Frank Williams, 2001 (4 G)
8 Bruce Douglas, 1985 (3 G)
8. 7 Jack Ingram, 2005 (6 G)
7 Roger Powell, 2005 (6 G)
7 Bruce Douglas, 1984 (3 G)

Career

1. 26 Luther Head, 2002-05 (14 G)
2. 23 Dee Brown, 2003-06 (13 G)
3. 22 Kendall Gill, 1987-90 (9 G)
4. 19 Bruce Douglas, 1983-86 (9 G)
5. 16 Frank Williams, 2000-02 (9 G)
6. 14 James Augustine, 2003-06 (13 G)
14 Nick Anderson, 1988-89 (7 G)
8. 12 Deron Williams, 2003-05 (11 G)
9. 11 Cory Bradford, 1999-2002 (9 G)
10. 10 Sergio McClain, 1998-2001 (8 G)

MINUTES

Game

1. 44 Deron Williams vs. Arizona, 3/26/2005
2. 42 Dee Brown vs. Arizona, 3/26/2005
3. 40 Dee Brown vs. Washington, 3/18/2006
40 Deron Williams vs. North Carolina,
4/4/2005
40 Luther Head vs. Duke, 3/26/2004
40 Matt Heldman vs. Maryland, 3/14/1998
40 Jerry Hester vs. Tulsa, 3/17/1995
40 Kiwane Garri vs. Georgetown, 3/18/1994
40 Kenny Battle vs. Michigan, 4/1/1989
40 Nick Anderson vs. Syracuse, 3/26/1989
40 Stephen Bardo vs. Texas-San Antonio,
3/18/1988
40 Ken Norman vs. Austin Peay, 3/12/1987
40 Doug Altenberger vs. Kentucky, 3/24/1984
40 Derek Harper vs. Utah, 3/17/1983
40 Eddie Johnson vs. Kansas State, 3/19/1981
40 Perry Range vs. Kansas State, 3/19/1981
40 Perry Range vs. Wyoming, 3/14/1981

Tournament

1. 227 Deron Williams, 2005 (6 G)
2. 220 Dee Brown, 2005 (6 G)
3. 218 Luther Head, 2005 (6 G)
4. 179 Nick Anderson, 1989 (5 G)
5. 177 James Augustine, 2005 (6 G)
6. 168 Kendall Gill, 1989 (5 G)
7. 167 Roger Powell, 2005 (6 G)
8. 155 Kenny Battle, 1989 (5 G)
9. 147 Stephen Bardo, 1989 (5 G)
10. 124 Frank Williams, 2001 (4 G)

Career

1. 487 Dee Brown, 2003-06 (13 G)
2. 442 Luther Head, 2003-06 (14 G)
3. 384 James Augustine, 2003-06 (13 G)
4. 380 Deron Williams, 2003-05 (11 G)
5. 321 Bruce Douglas, 1983-86 (9 G)
6. 297 Roger Powell, 2002-05 (13 G)
7. 294 Efre Winters, 1983-86 (9 G)
8. 290 Stephen Bardo, 1987-90 (9 G)
9. 289 Cory Bradford, 1999-2002 (9 G)
10. 286 Frank Williams, 2000-02 (9 G)

GAMES

Tournament (Played In)

1. 6 James Augustine, 2005
6 Dee Brown, 2005
6 Warren Carter, 2005
6 Luther Head, 2005
6 Jack Ingram, 2005
6 Rich McBride, 2005
6 Roger Powell, 2005
6 Deron Williams, 2005
9. 5 Nick Smith, 2005
5 Nick Anderson, 1989
5 Stephen Bardo, 1989
5 Kenny Battle, 1989
5 Kendall Gill, 1989
5 Lowell Hamilton, 1989
5 Marcus Liberty, 1989
5 Ervin Small, 1989
5 Larry Smith, 1989

Career (Played In)

1. 14 Luther Head, 2002-05
2. 13 James Augustine, 2003-06
13 Dee Brown, 2003-06
13 Roger Powell, 2002-05
5. 11 Deron Williams, 2003-05
11 Brian Cook, 2000-03
7. 10 Lowell Hamilton, 1986-89
8. 9 Jack Ingram, 2004-05
9 Frank Williams, 2000-02
9 Robert Archibald, 1999-2002
9 Cory Bradford, 1999-2002
9 Stephen Bardo, 1987-90
9 Kendall Gill, 1987-90
9 Tony Wysinger, 1984-87
9 Bruce Douglas, 1983-86
9 Efre Winters, 1983-86

STARTS

Tournament

1. 6 James Augustine, 2005
6 Dee Brown, 2005
6 Luther Head, 2005
6 Roger Powell, 2005
6 Deron Williams, 2005
6. 5 Nick Anderson, 1989
5 Stephen Bardo, 1989

- 5 Kendall Gill, 1989
9. 4 Cory Bradford, 2001
4 Brian Cook, 2001
4 Marcus Griffin, 2001
4 Sergio McClain, 2001
4 Frank Williams, 2001
4 Kenny Battle, 1989
4 Lowell Hamilton, 1989

Career

1. 13 James Augustine, 2003-06
13 Dee Brown, 2003-06
3. 12 Luther Head, 2002-05
4. 11 Deron Williams, 2003-05
11 Roger Powell, 2002-05
11 Brian Cook, 2000-03
7. 9 Frank Williams, 2000-02
9 Cory Bradford, 1999-2002
9 Stephen Bardo, 1987-90
9 Bruce Douglas, 1983-86
9 Efre Winters, 1983-86

WINS

Tournament (Played In)

1. 5 James Augustine, 2005
5 Dee Brown, 2005
5 Warren Carter, 2005
5 Luther Head, 2005
5 Jack Ingram, 2005
5 Rich McBride, 2005
5 Roger Powell, 2005
5 Nick Smith, 2005
5 Deron Williams, 2005
10. 4 Nick Anderson, 1989
4 Stephen Bardo, 1989
4 Kenny Battle, 1989
4 Kendall Gill, 1989
4 Lowell Hamilton, 1989
4 Marcus Liberty, 1989
4 Ervin Small, 1989
4 Larry Smith, 1989

Career (Played In)

1. 10 Luther Head, 2002-05
10 Roger Powell, 2002-05
3. 9 James Augustine, 2003-06
9 Dee Brown, 2003-06
5. 8 Warren Carter, 2004-07
8 Rich McBride, 2004-07
8 Deron Williams, 2003-05
8 Nick Smith, 2002-05
9. 7 Jack Ingram, 2004-05
7 Brian Cook, 2000-03
7 Sean Harrington, 2000-03



HEAD COACH BRAD UNDERWOOD

6TH YEAR AT ILLINOIS // 10TH YEAR AS DIV. I HEAD COACH // 36TH YEAR IN COACHING

THE UNDERWOOD FILE

HOMETOWN

McPherson, Kan.

FAMILY

Wife, Susan

Son, Tyler; Daughters, Katie & Ashley

EDUCATION

Kansas State University,
B.S., Radio & TV Communications, 1986

PLAYING EXPERIENCE

1983 Hardin-Simmons University

1984 Independence Community College

1985-86 Kansas State University

COACHING EXPERIENCE

1988 (1 YR) Graduate Assistant

Hardin-Simmons University

1989 (1 YR) Assistant Coach

Dodge City Community College

1990-93 (4 YRS) Head Coach

Dodge City Community College

1994-2003 (10 YRS) Assistant Coach

Western Illinois University

2004-06 (3 YRS) Head Coach

Daytona Beach Community College

2007 (1 YR) Director of Operations

Kansas State University

2008-11 (4 YRS) Assistant Coach

Kansas State University

2012 (1 YR) Associate Head Coach

Kansas State University

2013 (1 YR) Associate Head Coach

University of South Carolina

2014-16 (3 YRS) Head Coach

Stephen F. Austin University

2017 (1 YR) Head Coach

Oklahoma State University

2018- (6TH YR) Head Coach

University of Illinois

Brad Underwood has reinvigorated Illinois Basketball, bringing the Fighting Illini back to the national stage and building a championship program during his six seasons in Champaign.

Underwood is the 18th head coach in Illinois history, hired in March 2017 as the Richmond Family Endowed Men's Head Basketball Coach.

He has won more 68 percent of his games during his 10 years as a Division I head coach, recording eight 20-win seasons. Underwood has made seven appearances in the NCAA Tournament, with the eighth precluded by the cancellation of the 2020 postseason due to COVID-19.

Underwood led Illinois to the 2022 Big Ten championship in year five, navigating a challenging schedule with a frequently depleted roster to post a 15-5 league record and earn the school's first regular season conference title in 17 years. Illinois went 23-10 overall as Underwood recorded his third-straight 20-plus win season, the UI's first stretch since 2009-11. Illinois ended the year at No. 19 in the AP poll to register a third-straight Top 25 finish, the program's longest streak since 2000-06.

Illinois was a No. 4 seed in the 2022 NCAA Tournament, becoming one of just six programs to receive top-4 seeds in back-to-back tournaments after earning a No. 1 seed in 2021. Illinois stands as one of just 12 schools to advance to the Round of 32 in each the last two NCAA Tournaments, which also marks Illinois' first time advancing in consecutive NCAA Tournaments in 16 years.

Underwood coached junior Kofi Cockburn, the most dominant player in college basketball, to consensus first-team All-America honors in 2022. Cockburn was the only player in the country to average 20+ points and 10+ rebounds, becoming the first Illini to do so in the last 50 years. Cockburn joined Ayo Dosunmu as the only AP first-team All-Americans in school history, players mentored by Underwood in back-to-back seasons.

Underwood's fourth Illini team in 2021 put together one of the best seasons in school history, ending the year ranked No. 2 in the final AP poll, winning the Big Ten Tournament championship, and earning a No. 1 seed in the NCAA Tournament.

Illinois went 16-4 in conference play to mark its winningest Big Ten season ever. Illinois led the Big Ten in victories while playing the full conference schedule, but missed out on the regular season title due to an unequal number of games played creating a win percentage differential of .024. The Illini went on to win the Big Ten Tournament, earning the program's first conference tournament title since 2005.

In all, Illinois totaled 19 wins against conference foes in 2021, setting a school record and tying the second-most wins ever by a Big Ten school against league competition in a single season.

Illinois earned the fourth NCAA Tournament No. 1 seed in school history after winning 14 of 15 games over a two-month stretch leading into NCAA March Madness. The remarkable run included seven wins over ranked teams, with five coming against top-10 foes.

Illinois finished the season with a total of six victories over top-10 teams, breaking the previous school record of five set by the 1989 Flyin' Illini.

Illinois had a pair of consensus All-Americans leading the way in 2021. Junior Ayo Dosunmu was a first-team All-America selection by every organization and finalist for every player of the year award. The USA Today National Player of the Year and Bob Cousy Point Guard of the Year, Dosunmu became the first NCAA player since 2010 to average at least 20 points, six rebounds and five assists. Sophomore Kofi Cockburn was a second-team All-America pick by every outlet, totaling 16 double-doubles and standing as the only player in the country to average at least 15 points and nine rebounds on 60+ percent shooting.

The Big Ten has been the nation's preeminent conference in recent years. It was ranked No. 1 by kenpom in 2020 and 2021, and received a league-record nine NCAA Tournament bids in 2021 and 2022. Yet no team has fared better in the conference during this stretch than the Fighting Illini, who are 44-16 (.733) in Big Ten play the last three years of the Underwood era. Illinois owns the most wins and best winning percentage in the league over the last three Big Ten campaigns.

The 44 Big Ten victories mark the winningest three-year run in school history, and the sixth-winningest three-year stretch by any Big Ten school in conference play. Illinois has won at least 13 Big Ten games in three straight years for the first time in program history, with Underwood claiming Illinois' two all-time winningest Big Ten seasons (16 in 2021, 15 in 2022), and three of the top seven (13 in 2020).

Brad and his wife, Susan, have a son, Tyler, and two daughters, Katie and Ashley. Tyler is in his second year on the Illinois staff as director of recruiting and scouting after playing four seasons with the Fighting Illini. Katie is a U of I student, and Ashley attends Miami-Ohio.

Complete Underwood Bio Available at [FightingIllini.com](https://fightingillini.com)

UNDERWOOD'S DIVISION I HEAD COACHING RECORD

Season	School	Overall	Conf. (Finish)	Postseason
2013-14	Stephen F. Austin	32-3	18-0 (1st)	NCAA Round of 32
2014-15	Stephen F. Austin	29-5	17-1 (1st)	NCAA First Round
2015-16	Stephen F. Austin	28-6	18-0 (1st)	NCAA Round of 32
2016-17	Oklahoma State	20-13	9-9 (5th)	NCAA First Round
2017-18	Illinois	14-18	4-14 (11th)	—
2018-19	Illinois	12-21	7-13 (10th)	—
2019-20	Illinois	21-10	13-7 (4th)	Canceled Due to COVID-19
2020-21	Illinois	24-7	16-4 (2nd*)	NCAA Round of 32
2021-22	Illinois	23-10	15-5 (1st)	NCAA Round of 32
2022-23	Illinois	20-12	11-9 (5th)	NCAA Tournament
At Illinois	6th Year	114-78 (.594)		
Career	10th Year	223-105 (.680)		

*Illinois led the Big Ten in wins while playing the full conference schedule in 2021, but because of an uneven number of games played, finished as runner-up by a winning percentage differential of .024



42 DAIN DAINJA

REDSHIRT SOPHOMORE // FORWARD // 6-9 // 270

BROOKLYN PARK, MINN. // PARK CENTER H.S. // BAYLOR

2022-23

- Illinois' No. 4 scorer and No. 2 rebounder, averaging 9.7 ppg and 5.5 rpg
- Shooting 63.7% from the field (130-204), second in B1G in 2-point percentage
- 10th in Big Ten, (third on the team) in blocked shots (1.2 bpg)
- 13 points, 7 rebounds and 2 assists in Big Ten Tournament vs. Penn State (3/9)
- 12 points and four rebounds in win over Minnesota (2/20)
- 11 points and 5 boards at #14 Indiana (2/14)
- 15 points (7-12 FG) and seven rebounds in win over #24 Rutgers (2/11)
- 17 points on 7-11 FG and game-high 9 rebounds at Iowa (2/4)
- 9 points, 8 boards and 2 blocks in win at Wisconsin (1/28)
- 11 points on 5-6 FG in win at Minnesota (1/16)
- 20 points (8-12 FG, 4-5 FT) with 7 boards and two blocks in win over Michigan State (1/13)
- 9 points, 9 rebounds and 3 blocks at Northwestern (1/4)
- Career-high 22 points (8-10 FG) with 4 blocks and 4 steals vs. Bethune-Cookman (12/29)
- 9 points and six rebounds in win over #2 Texas (12/6)
- 13 points on 6-6 FG in win over #8 UCLA (11/18)
- 20 points and career-high 15 rebounds and 5 blocks vs. Kansas City (11/11)
- 17 points and 10 boards for first career double-double in UI debut vs. Eastern Illinois (11/7)

2021-22 (AT BAYLOR)

- Appeared in Baylor's first three games of the season, totaling six points and three rebounds in nine minutes, before electing to transfer

- Transferred to Illinois at the semester break and practiced with the Illini during the spring semester

2020-21 (AT BAYLOR)

- Sat out the season as a redshirt during Baylor's run to the 2021 NCAA Championship

HIGH SCHOOL

- Top-100 recruit in Class of 2020, ranked No. 52 by ESPN and No. 91 by 247Sports

- Led Park Center to a 23-5 record, conference title, and 5AAAA section final as a senior before the season was cut short by the COVID-19 pandemic

- Second-team All-State by the Associated Press

PERSONAL

- Born July 16, 2002 in Chicago

- Majoring in sociology

GAME-BY-GAME STATISTICS

Date	Opponent	GS	MIN	FIELD GOALS			THREES		FREE THROWS		REBOUNDS				PF	A	TO	B	S	POINTS	
				FG	FG%	3FG	3%	FT	FT%	OFF	DEF	REB	RPG	PTS						PPG	
11/07/22	Eastern Illinois	16	8-9	.889	0-0	.000	1-4	.250	4	6	10	10.0	2	0	0	2	0	17	17.0		
11/11/22	Kansas City	23	9-11	.818	0-0	.000	2-5	.400	5	10	15	12.5	1	0	3	5	1	20	18.5		
11/14/22	Monmouth	18	7-9	.778	0-0	.000	1-2	.500	1	3	4	9.7	2	1	2	2	2	15	17.3		
11/18/22	vs UCLA	18	6-6	1.000	0-0	.000	1-1	1.000	0	3	3	8.0	3	0	4	0	1	13	16.3		
11/20/20	vs Virginia	18	2-5	.400	0-0	.000	1-2	.500	1	5	6	7.6	1	0	0	0	1	5	14.0		
11/25/22	Lindenwood	17	3-4	.750	0-0	.000	2-2	1.000	3	1	4	7.0	0	0	2	0	3	8	13.0		
11/29/22	Syracuse	17	1-4	.250	0-0	.000	1-2	.500	2	0	2	6.3	3	1	1	1	0	3	11.6		
12/02/22	at Maryland	21	4-6	.667	0-0	.000	0-0	.000	1	4	5	6.1	2	0	3	0	0	8	11.1		
12/06/22	vs. Texas	16	3-5	.600	0-0	.000	3-6	.500	3	3	6	6.1	4	1	3	1	1	9	10.9		
12/10/22	Penn St.	12	2-3	.667	0-0	.000	2-7	.286	0	2	2	5.7	1	1	0	0	0	6	10.4		
12/17/22	Alabama A&M	12	2-3	.667	0-0	.000	0-0	.000	1	1	2	5.4	1	0	1	0	0	4	9.8		
12/22/22	vs Missouri	16	4-4	1.000	0-0	.000	1-2	.500	3	3	6	5.4	3	0	2	0	0	9	9.8		
12/29/22	Bethune-Cookman	* 26	8-10	.800	0-0	.000	6-11	.545	4	2	6	5.5	1	2	2	4	4	22	10.7		
01/04/23	at Northwestern	* 24	4-6	.667	0-0	.000	1-2	.500	3	6	9	5.7	2	0	2	3	0	9	10.6		
01/07/23	Wisconsin	* 24	2-6	.333	0-0	.000	0-2	.000	2	4	6	5.7	2	1	1	3	0	4	10.1		
01/10/23	at Nebraska	* 16	1-1	1.000	0-0	.000	2-2	1.000	3	4	7	5.8	4	0	2	3	0	4	9.8		
01/13/23	Michigan St.	* 33	8-12	.667	0-0	.000	4-5	.800	3	4	7	5.9	0	1	1	2	0	20	10.4		
01/16/23	at Minnesota	* 21	5-6	.833	0-0	.000	1-2	.500	2	2	4	5.8	3	2	0	1	0	11	10.4		
01/19/23	Indiana	* 31	4-8	.500	0-0	.000	1-4	.250	4	4	8	5.9	3	0	1	1	3	9	10.3		
01/24/23	Ohio St.	* 14	3-5	.600	0-0	.000	0-0	.000	1	3	4	5.8	4	1	1	0	1	6	10.1		
01/28/23	at Wisconsin	* 32	4-6	.667	0-0	.000	1-2	.500	2	6	8	5.9	0	0	2	2	1	9	10.0		
01/31/23	Nebraska	* 25	2-5	.400	0-0	.000	0-0	.000	0	5	5	5.9	2	0	0	1	0	4	9.8		
02/04/23	at Iowa	* 30	7-11	.636	0-0	.000	3-4	.750	2	7	9	6.0	4	0	1	1	0	17	10.1		
02/11/23	Rutgers	* 30	7-12	.583	0-0	.000	1-2	.500	3	4	7	6.0	0	1	1	1	1	15	10.3		
02/14/23	at Penn St.	* 19	3-6	.500	0-0	.000	3-3	1.000	1	3	4	6.0	1	1	2	0	0	9	10.2		
02/18/23	at Indiana	* 24	5-8	.625	0-0	.000	1-3	.333	3	2	5	5.9	4	1	3	1	2	11	10.3		
02/20/23	Minnesota	* 23	4-8	.500	0-0	.000	4-9	.444	1	3	4	5.9	2	1	2	0	0	12	10.3		
02/23/23	Northwestern	* 15	1-2	.500	0-0	.000	1-2	.500	2	3	5	5.8	0	0	3	1	0	3	10.1		
02/26/23	at Ohio St.	* 8	0-2	.000	0-0	.000	0-0	.000	1	0	1	5.7	0	0	0	0	1	0	9.7		
03/02/23	Michigan	* 17	4-7	.571	0-0	.000	0-0	.000	1	3	4	5.6	3	0	2	1	2	8	9.7		
03/05/23	at Purdue	* 17	3-4	.750	0-0	.000	1-1	1.000	1	1	2	5.5	4	0	1	1	0	7	9.6		
03/09/23	vs. Penn St.	* 25	4-10	.400	0-0	.000	5-8	.625	4	3	7	5.5	1	2	0	0	1	13	9.7		
03/16/23	vs. Arkansas																				

CAREER HIGHS

PTS: 22
vs. Bethune-Cookman (12/29/22)

FG: 9
vs. Kansas City (11/11/22)

FG ATT: 12 (twice)
last vs. Rutgers (2/11/23)

3-PT: 0

3-PT ATT: 0

FT: 6
vs. Bethune-Cookman (12/29/22)

FT ATT: 11
vs. Bethune-Cookman (12/29/22)

REB: 15
vs. Kansas City (11/11/22)

AST: 2 (three times)
last vs. Penn State (3/9/23)

STL: 4
vs. Bethune-Cookman (12/29/22)

BLK: 5
vs. Kansas City (11/11/22)

MIN: 32:29
vs. Michigan State (1/13/23)

SEASON HIGHS

PTS: 22
vs. Bethune-Cookman (12/29/22)

FG: 9
vs. Kansas City (11/11/22)

FG ATT: 12 (twice)
last vs. Rutgers (2/11/23)

3-PT: 0

3-PT ATT: 0

FT: 6
vs. Bethune-Cookman (12/29/22)

FT ATT: 11
vs. Bethune-Cookman (12/29/22)

REB: 15
vs. Kansas City (11/11/22)

AST: 2 (three times)
last vs. Penn State (3/9/23)

STL: 4
vs. Bethune-Cookman (12/29/22)

BLK: 5
vs. Kansas City (11/11/22)

MIN: 32:29
vs. Michigan State (1/13/23)

CAREER STATISTICS AT BAYLOR

	G	GS	MIN	AVG	FIELD GOALS			THREE-POINTERS			FREE THROWS			REBOUNDS			PF	FO	AST	AST/G	TO	BLK	STL	PTS	PPG
2021-22	3	0	9	3.0	FG	FGA	PCT	3PM	3PA	PCT	FTM	FTA	PCT	OREB	REB	AVG	1	0	0	0.0	2	1	0	6	2.0

CAREER STATISTICS AT ILLINOIS

2022-23	32	20	658	20.6	130	204	.637	0	0	.000	50	95	.526	67	110	177	5.5	63	0	17	0.5	48	37	25	310	9.7
---------	----	----	-----	------	-----	-----	------	---	---	------	----	----	------	----	-----	-----	-----	----	---	----	-----	----	----	----	-----	-----

COMBINED CAREER STATISTICS

Total	35	20	663	18.9	132	208	.635	0	0	.000	52	98	.531	69	111	180	5.1	64	0	17	0.5	50	38	25	316	9.0
-------	----	----	-----	------	-----	-----	------	---	---	------	----	----	------	----	-----	-----	-----	----	---	----	-----	----	----	----	-----	-----



3 JAYDEN EPPS

FRESHMAN // GUARD // 6-2 // 190
NORFOLK, VA. // COMBINE ACADEMY (N.C.)

2022-23

- Fifth on team in scoring, averaging 9.7 ppg
- Third on Illini in three-point field goals (37) and assists (1.5 apg)
- Returned to action in Big Ten Tournament vs. Penn State (3/9) after missing last two regular season games (concussion)
- 17 points, most vs. Big Ten foe, with four 3-pointers vs. Minnesota (2/20)
- Big Ten Freshman of the Week (Feb. 6)
- 16 points – 14 coming in 2nd half – and career-high 5 assists (0 turnovers) at Iowa (2/4)
- 12 points in win over Nebraska (1/31)
- 13 points (5-10 FG) in win at Wisconsin (1/28)
- 14 points in first Big Ten start in win over Ohio State (1/24)
- 10 points on 5-9 FG in win at Minnesota (1/16)
- Career-high 5 assists without a turnover in 31 minutes in win over Michigan State (1/13)
- 11 points on 5-6 FG in win at Nebraska (1/10)
- Second-most points this season with 15 (5-8 FG) in win over #14 Wisconsin (1/7)
- 11 points in win over #2 Texas (12/2), including five in final minute – baseline 3-pointer at :33 to bring UI within two and pair of free throws at :08 left to force overtime – and runner to put Illini up three with 1:06 left in OT.
- 11 points with three 3-pointers in win over Syracuse (11/29)
- Team-high 14 points with 4 rebounds vs. #16 Virginia (11/20)
- Season-high 21 points with 5 three-pointers vs. Monmouth (11/14)

HIGH SCHOOL

- Top-100 recruit ranked No. 72 by 247Sports Composite, No. 79 by On3 Consensus, No. 83 by ESPN and No. 90 by Rivals
- 2022 Iverson Roundball Classic All-Star Game
- Played his final year at Combine Academy in Lincolnton, North Carolina
- Led Combine to the 2022 Hoop State championship, going on a scoring spree during a fourth-quarter comeback and hitting the game winner at the buzzer
- Averaged 18 points, four rebounds and five assists while helping Combine to a 26-8 record
- Prior to Combine, attended King's Fork High School in Suffolk, Virginia
- Averaged 26 points, six rebounds, six assists and four steals as a sophomore
- Led King's Fork to share of the 2020 Virginia Class 4A state title

PERSONAL

- Born Nov. 12, 2003
- Enrolled in the Division of General Studies (undeclared)

GAME-BY-GAME STATISTICS

Date	Opponent	GS	MIN	FIELD GOALS		THREES		FREE THROWS		REBOUNDS			PF	A	TO	B	S	POINTS	
				FG	FG%	3FG	3%	FT	FT%	OFF	DEF	REB						PTS	PPG
11/07/22	Eastern Illinois	24	1-4	.250	0-2	.000	0-0	.000	0	1	1	1.0	3	3	1	0	0	2	2.0
11/11/22	Kansas City	24	4-9	.444	2-5	.400	3-4	.750	0	3	3	2.0	0	3	0	0	1	13	7.5
11/14/22	Monmouth	24	8-12	.667	5-9	.556	0-0	.000	0	0	0	1.3	1	1	0	0	1	21	12.0
11/18/22	vs UCLA	23	1-6	.167	0-3	.000	2-2	1.000	0	4	4	2.0	1	2	1	0	0	4	10.0
11/20/20	vs Virginia	27	6-13	.462	2-5	.400	0-0	.000	1	3	4	2.4	4	0	0	0	2	14	10.8
11/25/22	Lindenwood	24	5-8	.625	2-5	.400	0-0	.000	0	0	0	2.0	0	1	3	0	3	12	11.0
11/29/22	Syracuse	26	4-7	.571	3-6	.500	0-0	.000	0	1	1	1.9	2	0	0	0	0	11	11.0
12/02/22	at Maryland	10	1-5	.200	0-2	.000	0-0	.000	0	0	0	1.6	4	1	1	0	0	2	9.9
12/06/22	vs. Texas	31	2-7	.286	1-2	.500	6-8	.750	0	3	3	1.8	0	3	2	1	0	11	10.0
12/10/22	Penn St.	25	1-5	.200	1-2	.500	0-0	.000	0	3	3	1.9	1	0	3	1	0	3	9.3
12/17/22	Alabama A&M	* 27	2-6	.333	1-3	.333	0-0	.000	1	3	4	2.1	2	1	3	0	1	5	8.9
12/22/22	vs Missouri	29	4-13	.308	2-8	.250	2-2	1.000	0	2	2	2.1	0	1	3	0	0	12	9.2
12/29/22	Bethune-Cookman	21	4-7	.571	1-3	.333	1-1	1.000	0	0	0	1.9	3	2	0	1	0	10	9.2
01/04/23	at Northwestern	22	5-12	.417	1-5	.200	0-0	.000	1	1	2	1.9	5	1	2	0	1	11	9.4
01/07/23	Wisconsin	29	5-8	.625	2-3	.667	3-4	.750	1	2	3	2.0	1	2	4	0	1	15	9.7
01/10/23	at Nebraska	27	5-6	.833	1-1	1.000	0-0	.000	0	2	2	2.0	3	3	1	0	1	11	9.8
01/13/23	Michigan St.	30	3-10	.300	1-3	.333	0-0	.000	0	3	3	2.1	0	5	0	1	2	7	9.6
01/16/23	at Minnesota	25	5-9	.556	0-0	.000	0-0	.000	0	2	2	2.1	4	1	1	2	0	10	9.7
01/19/23	Indiana	22	1-8	.125	1-4	.250	0-0	.000	0	3	3	2.1	0	0	0	0	1	3	9.3
01/24/23	Ohio St.	* 32	5-13	.385	2-8	.250	2-2	1.000	0	2	2	2.1	1	1	2	0	0	14	9.6
01/28/23	at Wisconsin	* 32	5-10	.500	1-2	.500	2-2	1.000	0	2	2	2.1	3	2	1	0	0	13	9.7
01/31/23	Nebraska	* 30	4-10	.400	0-4	.000	4-6	.667	1	2	3	2.1	1	3	2	0	0	12	9.8
02/04/23	at Iowa	* 30	7-14	.500	1-5	.200	1-1	1.000	0	2	2	2.1	1	5	0	0	0	16	10.1
02/11/23	Rutgers	* 28	3-9	.333	0-4	.000	0-1	.000	0	1	1	2.1	0	1	4	0	0	6	9.9
02/14/23	at Penn St.	* 30	6-13	.462	0-7	.000	0-0	.000	0	1	1	2.0	1	0	0	0	0	12	10.0
02/18/23	at Indiana	* 34	3-11	.273	1-4	.250	5-6	.833	0	1	1	2.0	0	2	2	0	3	12	10.1
02/20/23	Minnesota	* 29	6-11	.545	4-6	.667	1-2	.500	0	1	1	2.0	2	0	1	0	1	17	10.3
02/23/23	Northwestern	* 14	0-5	.000	0-3	.000	0-0	.000	0	1	1	1.9	1	1	0	0	1	0	10.0
02/26/23	at Ohio St.	* 23	3-10	.300	1-6	.167	3-4	.750	2	0	2	1.9	2	1	2	0	0	10	10.0
03/02/23	Michigan	DNP-Inj.																	
03/05/23	at Purdue	DNP-Inj.																	
03/09/23	vs. Penn St.	2	1-2	.500	1-2	.500	0-0	.000	0	0	0	1.9	1	0	0	0	0	3	9.7
03/16/23	vs. Arkansas																		

CAREER/SEASON HIGHS

PTS: 21
vs. Monmouth (11/14/22)

FG: 8
vs. Monmouth (11/14/22)

FG ATT: 14
at Iowa (2/4/23)

3-PT: 5
vs. Monmouth (11/14/22)

3-PT ATT: 9
vs. Monmouth (11/14/22)

FT: 6
vs. Texas (12/6/22)

FT ATT: 8
vs. Texas (12/6/22)

REB: 4 (three times)
last vs. Alabama A&M (12/17/22)

AST: 5 (twice)
last at Iowa (2/4/23)

STL: 3 (twice)
last at Indiana (2/18/23)

BLK: 2
at Minnesota (1/16/23)

MIN: 34:34
at Indiana (2/18/23)

CAREER STATISTICS

	G	GS	MIN	AVG	FIELD GOALS			THREE-POINTERS			FREE THROWS			OREB.	REBOUNDS		AVG.	PF	FO	AST	AST/G	TO	BLK	STL	PTS	PPG
					FG	FGA	PCT	3PM	3PA	PCT	FTM	FTA	PCT		DREB.	REB.										
2022-23	30	11	754	25.1	110	263	.418	37	122	.303	35	45	.778	7	49	56	1.9	47	1	46	1.5	39	6	19	292	9.7



10 LUKE GOODE

SOPHOMORE // GUARD // 6-7 // 200
FORT WAYNE, IND. // HOMESTEAD H.S.

2022-23

- Has played in nine games, averaging 3.8 points and 1.3 rebounds per game.
- 8 points in Big Ten Tournament vs. Penn State (3/9)
- Career-high 10 points with personal bests in field goals made (4), attempted (6), steals (1), and blocks (1) in regular-season finale at #5 Purdue (3/5)
- 4 points and recorded season highs for free-throws made (2), attempted (2), rebounds (4), and steals (1) in 2OT win over Michigan (3/2)
- Tallied 7 points, 2 boards and 2 assists in season-high 23 minutes at #14 Indiana (2/18)
- Made season debut Feb. 11, logging five minutes in win over #24 Rutgers (2/11)
- Returned to practice on Feb. 2
- Sidelined following surgery to repair a bone fracture in left foot suffered Oct. 22

2021-22

- Played in 28 games, averaging 2.0 points and 1.8 rebounds
- Shot 37.2% from 3-point range (16-43)
- Six points on pair of 3-pointers and tied season high with five boards in NCAA Tournament second round vs. No. 15 Houston (3/20/22)
- Season-high nine points (3-4 3FG) and team-high four rebounds in season-best 28 minutes in win over No. 10 Michigan State (1/25/22)

HIGH SCHOOL

- Top-100 recruit ranked No. 82 by ESPN, No. 100 by 247Sports Composite and No. 110 by Rivals
- Averaged 19.4 points, 8.3 rebounds, 5.0 assists and 1.2 steals while shooting 40.4% from 3-point range as a senior
- First-team All-State by the Associated Press
- Winningest player in Homestead history (79), ranking No. 2 on the school's career scoring list (1,480 points), No. 1 in made 3-pointers (232), No. 4 in rebounds (499) and No. 4 in assists (293)
- Summa Cum Laude, National Honor Society member and Distinguished Honor Roll seven of eight semesters

PERSONAL

- Born Aug. 24, 2002
- Majoring in business

GAME-BY-GAME STATISTICS

Date	Opponent	GS	MIN	FIELD GOALS			THREES		FREE THROWS		REBOUNDS			PF	A	TO	B	S	POINTS	
				FG	FG%	3FG	3%	FT	FT%	OFF	DEF	REB	RPG						PTS	PPG
11/07/22	Eastern Illinois	DNP	Inj.																	
11/11/22	Kansas City	DNP	Inj.																	
11/14/22	Monmouth	DNP	Inj.																	
11/18/22	vs UCLA	DNP	Inj.																	
11/20/20	vs Virginia	DNP	Inj.																	
11/25/22	Lindenwood	DNP	Inj.																	
11/29/22	Syracuse	DNP	Inj.																	
12/02/22	at Maryland	DNP	Inj.																	
12/06/22	vs. Texas	DNP	Inj.																	
12/10/22	Penn St.	DNP	Inj.																	
12/17/22	Alabama A&M	DNP	Inj.																	
12/22/22	vs Missouri	DNP	Inj.																	
12/29/22	Bethune-Cookman	DNP	Inj.																	
01/04/23	at Northwestern	DNP	Inj.																	
01/07/23	Wisconsin	DNP	Inj.																	
01/10/23	at Nebraska	DNP	Inj.																	
01/13/23	Michigan St.	DNP	Inj.																	
01/16/23	at Minnesota	DNP	Inj.																	
01/19/23	Indiana	DNP	Inj.																	
01/24/23	Ohio St.	DNP	Inj.																	
01/28/23	at Wisconsin	DNP	Inj.																	
01/31/23	Nebraska	DNP	Inj.																	
02/04/23	at Iowa	DNP																		
02/11/23	Rutgers	5	0-1	.000	0-0	.000	0-0	.000	0	0	0	0.0	0	0	0	0	0	0	0.0	
02/14/23	at Penn St.	10	1-2	.500	1-2	.500	0-0	.000	0	1	1	0.5	1	0	0	0	0	3	1.5	
02/18/23	at Indiana	23	3-5	.600	1-3	.333	0-0	.000	1	1	2	1.0	2	2	0	1	1	7	3.3	
02/20/23	Minnesota	17	0-1	.000	0-0	.000	0-0	.000	0	1	1	1.0	1	1	0	0	0	2.5		
02/23/23	Northwestern	7	0-2	.000	0-2	.000	0-0	.000	0	1	1	1.0	1	0	1	1	0	2.0		
02/26/23	at Ohio St.	7	1-3	.333	0-2	.000	0-0	.000	0	0	0	0.8	1	0	0	1	0	2	2.0	
03/02/23	Michigan	12	1-2	.500	0-1	.000	2-2	1.000	1	3	4	1.3	0	0	0	1	4	2.3		
03/05/23	at Purdue	16	4-6	.667	2-2	1.000	0-0	.000	1	2	3	1.5	3	0	1	1	10	3.3		
03/09/23	vs. Penn St.	18	3-5	.600	2-4	.500	0-0	.000	0	0	0	1.3	3	0	0	0	1	8	3.8	
03/16/23	vs. Arkansas																			

CAREER STATISTICS

CAREER STATISTICS																										
	G	GS	MIN	AVG	FIELD GOALS			THREE-POINTERS			FREE THROWS			REBOUNDS				PF	FO	AST	AST/G	TO	BLK	STL	PTS	PPG
					FG	FGA	PCT.	3PM	3PA	PCT.	FTM	FTA	PCT.	OREB.	DREB.	REB.	AVG.									
2021-22	28	0	249	8.9	18	55	.327	16	43	.372	4	6	.667	16	33	49	1.8	24	0	15	0.5	9	4	1	56	2.0
2022-23	9	0	115	12.8	13	27	.481	6	16	.375	2	2	1.000	3	9	12	1.3	12	0	3	0.3	2	4	4	34	3.8
Total	37	0	364	9.8	31	82	.378	22	59	.373	6	8	.750	19	42	61	1.6	36	0	18	0.5	11	8	5	90	2.4

CAREER HIGHS

PTS: 10
at Purdue (3/5/23)

FG: 4
at Purdue (3/5/23)

FG ATT: 7
vs. Houston (3/20/22)

3-PT: 3
vs. Michigan State (1/25/22)

3-PT ATT: 5
vs. Houston (3/20/22)

FT: 2 (three times)
last vs. Michigan (3/2/23)

FT ATT: 2 (three times)
last vs. Michigan (3/2/23)

REB: 5 (twice)
last vs. Houston (3/20/22)

AST: 2 (twice)
last at Indiana (2/18/23)

STL: 1 (five times)
last vs. Penn State (3/9/23)

BLK: 1 (eight times)
last at Purdue (3/5/23)

MIN: 27:11
vs. Michigan State (1/25/22)

SEASON HIGHS

PTS: 10
at Purdue (3/5/23)

FG: 4
at Purdue (3/5/23)

FG ATT: 6
at Purdue (3/5/23)

3-PT: 2 (twice)
last vs. Penn State (3/9/23)

3-PT ATT: 4 (three times)
last vs. Penn State (3/9/23)

FT: 2
vs. Michigan (3/2/23)

FT ATT: 2
vs. Michigan (3/2/23)

REB: 4
vs. Michigan (3/2/23)

AST: 2
at Indiana (2/18/23)

STL: 1 (four times)
last vs. Penn State (3/9/23)

BLK: 1 (four times)
last at Purdue (3/5/23)

MIN: 23:30
at Indiana (2/18/23)



1 SENCIRE HARRIS

FRESHMAN // GUARD // 6-4 // 160

CANTON, OHIO // ST. VINCENT-ST. MARY H.S.

2022-23

- Has played in all 32 games, starting 7, and averages 3.7 ppg and 2.1 rpg
- Posted 11 points, five rebounds and 1 steal in 21 minutes off the bench at #5 Purdue (3/5)
- 6 points (3-4 FG) and +10 in 24 minutes in win over #21 Northwestern (2/23)
- 5 points and 2 steals and team-high +21 in win over #24 Rutgers (2/11)
- 8 points, 3 boards, 2 assists and 2 steals in 14 minutes in win over Nebraska (1/31)
- BIG-high 8 points vs. Indiana (1/19)
- 7 points and career-high tying 8 rebounds in win at Minnesota (1/16)
- Tied career high with 3 steals and was team-best +13 in win over #14 Wisconsin (1/7)
- Earned first start vs. Bethune-Cookman (12/29), scoring career-high 12 points
- 8 points and 5 rebounds vs. Missouri (12/22)
- Career- and game-high 8 rebounds vs. Alabama A&M (12/17)
- 5 points and 2 blocks and team-high +13 in win over #2 Texas (12/6)
- 7 points, 2 assist and 2 steals vs. Lindenwood (11/25)
- +7 in 9 minutes vs. #16 Virginia (11/20)
- +16 in just 9 minutes (4 points, 2 steals) to spur comeback win over #8 UCLA (11/18)
- 9 points and 3 steals in college debut vs. Eastern Illinois (11/7)

HIGH SCHOOL

- Top-100 recruit ranked No. 62 by Rivals, No. 83 by ESPN, No. 93 by Top247 and No. 94 by On3 Consensus
- Averaged 20.1 points, 5.7 rebounds, 3.9 assists and 3.8 steals as a senior
- Led St. Vincent-St. Mary to back-to-back Ohio Division II state championships as a junior and senior
- Player of the Year by Cleveland.com
- All-Ohio Co-Player of the Year by the OHSAA and Ohio Prep Sportswriters Association

PERSONAL

- Born Sept. 28, 2002
- Enrolled in the Division of General Studies (undeclared)

GAME-BY-GAME STATISTICS

Date	Opponent	GS	MIN	FIELD GOALS		THREES		FREE THROWS		REBOUNDS			PF	A	TO	B	S	POINTS	
				FG	FG%	3FG	3%	FT	FT%	OFF	DEF	REB						PTS	PPG
11/07/22	Eastern Illinois	15	4-9	.444	1-2	.500	0-2	.000	2	1	3	3.0	2	1	0	1	3	9	9.0
11/11/22	Kansas City	12	2-5	.400	2-4	.500	0-2	.000	0	1	1	2.0	1	0	3	0	0	6	7.5
11/14/22	Monmouth	20	2-3	.667	2-3	.667	0-0	.000	0	0	0	1.3	1	0	1	0	1	6	7.0
11/18/22	vs UCLA	9	2-3	.667	0-0	.000	0-0	.000	0	0	0	1.0	1	1	0	0	2	4	6.3
11/20/20	vs Virginia	9	1-3	.333	0-1	.000	1-2	.500	1	1	2	1.2	2	1	0	1	0	3	5.6
11/25/22	Lindenwood	18	3-7	.429	1-5	.200	0-0	.000	1	0	1	1.2	2	2	1	0	2	7	5.8
11/29/22	Syracuse	4	0-1	.000	0-1	.000	0-0	.000	0	0	0	1.0	1	0	0	0	0	0	5.0
12/02/22	at Maryland	6	0-0	.000	0-0	.000	0-0	.000	0	0	0	0.9	0	0	0	0	0	0	4.4
12/06/22	vs. Texas	18	2-4	.500	0-0	.000	1-4	.250	2	0	2	1.0	0	1	0	2	0	5	4.4
12/10/22	Penn St.	20	2-3	.667	0-1	.000	0-0	.000	2	1	3	1.2	3	1	0	1	2	4	4.4
12/17/22	Alabama A&M	16	0-6	.000	0-3	.000	0-0	.000	2	6	8	1.8	1	0	1	1	1	0	4.0
12/22/22	vs Missouri	18	3-4	.750	1-1	1.000	1-2	.500	2	3	5	2.1	1	1	0	0	1	8	4.3
12/29/22	Bethune-Cookman *	24	5-7	.714	2-3	.667	0-1	.000	0	4	4	2.2	4	3	2	1	0	12	4.9
01/04/23	at Northwestern *	9	0-1	.000	0-1	.000	0-0	.000	0	0	0	2.1	4	1	0	0	0	0	4.6
01/07/23	Wisconsin *	16	0-2	.000	0-0	.000	0-0	.000	0	0	0	1.9	1	2	0	0	3	0	4.3
01/10/23	at Nebraska *	20	0-6	.000	0-2	.000	0-0	.000	0	2	2	1.9	2	0	2	0	3	0	4.0
01/13/23	Michigan St. *	11	0-1	.000	0-0	.000	0-0	.000	0	0	0	1.8	0	0	0	0	0	0	3.8
01/16/23	at Minnesota *	20	3-7	.429	1-2	.500	0-0	.000	1	7	8	2.2	0	3	0	0	0	7	3.9
01/19/23	Indiana *	17	4-7	.571	0-0	.000	0-2	.000	1	0	1	2.1	1	1	0	0	1	8	4.2
01/24/23	Ohio St.	7	0-2	.000	0-2	.000	0-0	.000	0	1	1	2.1	2	1	0	0	0	0	4.0
01/28/23	at Wisconsin	9	0-1	.000	0-0	.000	0-0	.000	1	1	2	2.0	1	1	1	0	0	0	3.8
01/31/23	Nebraska	14	4-4	1.000	0-0	.000	0-0	.000	0	3	3	2.1	1	2	2	0	2	8	4.0
02/04/23	at Iowa	11	0-0	.000	0-0	.000	0-0	.000	0	1	1	2.0	2	0	1	1	0	0	3.8
02/11/23	Rutgers	19	2-2	1.000	1-1	1.000	0-0	.000	0	2	2	2.0	2	1	2	1	2	5	3.8
02/14/23	at Penn St.	13	0-1	.000	0-1	.000	0-0	.000	0	1	1	2.0	3	0	1	1	1	0	3.7
02/18/23	at Indiana	6	1-4	.250	0-0	.000	0-0	.000	0	2	2	2.0	1	0	0	0	0	2	3.6
02/20/23	Minnesota	12	0-2	.000	0-1	.000	1-2	.500	1	1	2	2.0	0	1	1	1	0	1	3.5
02/23/23	Northwestern	24	3-4	.750	0-0	.000	0-0	.000	0	2	2	2.0	3	1	1	0	0	6	3.6
02/26/23	at Ohio St.	13	1-4	.250	0-3	.000	0-0	.000	0	2	2	2.0	1	1	0	0	0	2	3.6
03/02/23	Michigan	22	1-5	.200	0-0	.000	0-0	.000	0	3	3	2.0	3	0	0	0	1	2	3.5
03/05/23	at Purdue	21	5-8	.625	1-3	.333	0-1	.000	3	2	5	2.1	3	0	0	0	1	11	3.7
03/09/23	vs. Penn St.	14	1-2	.500	1-1	1.000	0-0	.000	0	0	0	2.1	1	1	1	0	1	3	3.7
03/16/23	vs. Arkansas																		

CAREER/SEASON HIGHS

PTS: 12
vs. Bethune-Cookman (12/29/22)

FG: 5 (twice)
last at Purdue (3/5/23)

FG ATT: 9
vs. Eastern Illinois (11/7/22)

3-PT: 2 (three times)
last vs. Bethune-Cookman (12/29/22)

3-PT ATT: 5
vs. Lindenwood (11/25/22)

FT: 1 (four times)
last vs. Minnesota (2/20/23)

FT ATT: 4
vs. Texas (12/6/22)

REB: 8 (twice)
last at Minnesota (1/16/23)

AST: 3 (twice)
last at Minnesota (1/16/23)

STL: 3 (three times)
last at Nebraska (1/10/23)

BLK: 2
vs. Texas (12/6/22)

MIN: 23:57
vs. Bethune-Cookman (12/29/22)

CAREER STATISTICS

	G	GS	MIN	AVG	FIELD GOALS			THREE-POINTERS			FREE THROWS			OREB.	REBOUNDS		AVG.	PF	FO	AST	AST/G	TO	BLK	STL	PTS	PPG
					FG	FGA	PCT	3PM	3PA	PCT	FTM	FTA	PCT		DREB.	REB.										
2022-23	32	7	467	14.6	51	118	.432	13	41	.317	4	18	.222	19	47	66	2.1	50	0	27	0.8	20	11	27	119	3.7



33 COLEMAN HAWKINS

JUNIOR // FORWARD // 6-10 // 225
SACRAMENTO, CALIF. // PROLIFIC PREP

2022-23

- Third on Illini in scoring (9.9 ppg) and leads team in rebounding (6.3 rpg, 15th in B1G)
- Leads UI in assists (3.0 apg, 15th in B1G) and second in blocks (1.2 bpg, ninth in B1G)
- 17 points, 5 rebounds, 4 assists and 2 blocks in Big Ten Tournament vs. Penn State (3/9)
- 6 points, game-high 6 assists, 2 blocks and +12 while on floor at #5 Purdue (3/5)
- Career-high 49 minutes, with 6 points, 7 boards and 2 steals in 2OT win over Michigan (3/2)
- Team-high 14 points and 7 rebounds at Ohio State (2/26)
- 16 points and 7 rebounds vs. Minnesota (2/20)
- Game-high 18 points with 8 boards in win over #24 Rutgers (2/11)
- 11 points, game-high 9 rebounds and 6 assists, and 3 blocks in win over Ohio State (1/24)
- 12 points in win at Nebraska (1/10)
- 20 points with career-high 6 three-pointers in win over #14 Wisconsin (1/7)
- Third double-double of season with 11 points and 11 rebounds vs. Bethune-Cookman (12/29)
- 9 points, team-high 7 boards, 4 assists and 3 blocks in win over #2 Texas (12/6)
- 16 points, 7 boards and career-high tying 4 blocks at #22 Maryland (12/2)
- Fifth triple-double in school history with 15 points, 10 rebounds and career-high 10 assists in win over Syracuse (11/29)
- 10 points, 3 assists and 3 blocks vs. #16 Virginia (11/20)
- 7 assists in win over #8 UCLA (11/18)
- Double-double with career-high 23 points (including 5 threes) and career high-tying 12

2021-22

- Played in all 33 games, starting 14
- Sixth on team in scoring at 5.9 ppg and third in rebounding at 4.3 rpg
- Third on Illini in steals (26) and blocks (17)
- 10 points and eight rebounds in NCAA Tournament win over Chattanooga (3/18/22)
- Career-high 18 points with four 3-pointers in Big Ten Tournament vs. Indiana (3/11/22)
- 10 points, team-high four rebounds and three steals vs. No. 22 Ohio State (2/24/22)
- Double-double with 17 points, career-high 12 rebounds and career-best four blocks vs. Arkansas State (11/12/21)
- 13 points, eight rebounds and four steals in first career start vs. Jackson State (11/9/21)

2020-21

- Played in 25 games on the season, averaging 6.3 minutes
- Season-high five points in three games: home wins over Purdue (1/2/21) and Penn State (1/19/21) and win at Nebraska (2/12/21)
- 5 points and 4 rebounds in college debut vs. North Carolina A&T (11/25)

PERSONAL

- Born Dec. 10, 2001
- Majoring in recreation, sport and tourism

GAME-BY-GAME STATISTICS

Date	Opponent	GS	MIN	FIELD GOALS		THREES		FREE THROWS		REBOUNDS				POINTS						
				FG	FG%	3FG	3%	FT	FT%	OFF	DEF	REB	RPG	PF	A	T	B	S	PTS	PPG
11/07/22	Eastern Illinois	*	25	8-14	.571	5-8	.625	2-4	.500	5	7	12	12.0	1	3	0	1	2	23	23.0
11/11/22	Kansas City	*	27	3-7	.429	0-3	.000	0-0	.000	2	1	3	7.5	1	2	1	1	2	6	14.5
11/14/22	Monmouth	*	17	1-5	.200	0-1	.000	4-4	1.000	3	2	5	6.7	2	3	5	0	2	6	11.7
11/18/22	vs UCLA	*	35	2-3	.667	0-0	.000	1-2	.500	1	4	5	6.3	2	7	5	2	2	5	10.0
11/20/20	vs Virginia	*	30	4-9	.444	2-5	.400	0-1	.000	1	0	1	5.2	1	3	3	3	0	10	10.0
11/25/22	Lindenwood	*	22	0-2	.000	0-2	.000	0-0	.000	0	5	5	5.2	3	3	6	0	1	0	8.3
11/29/22	Syracuse	*	35	7-11	.636	1-2	.500	0-2	.000	1	9	10	5.9	1	10	2	0	1	15	9.3
12/02/22	at Maryland	*	39	7-17	.412	2-6	.333	0-0	.000	4	3	7	6.0	2	1	1	4	0	16	10.1
12/06/22	vs. Texas	*	42	2-8	.250	1-5	.200	4-6	.667	2	5	7	6.1	2	4	1	3	0	9	10.0
12/10/22	Penn St.	*	32	3-8	.375	0-2	.000	0-0	.000	2	5	7	6.2	2	6	2	0	1	6	9.6
12/17/22	Alabama A&M	*	31	2-5	.400	1-3	.333	4-4	1.000	2	3	5	6.1	1	4	5	2	2	9	9.5
12/22/22	vs Missouri	*	24	2-8	.250	0-6	.000	0-1	.000	3	3	6	6.1	0	0	6	1	1	4	9.1
12/29/22	Bethune-Cookman	*	29	4-7	.571	1-4	.250	2-2	1.000	2	9	11	6.5	0	4	4	1	1	11	9.2
01/04/23	at Northwestern	*	36	4-11	.364	2-6	.333	0-1	.000	2	3	5	6.4	3	1	3	0	0	10	9.3
01/07/23	Wisconsin	*	33	7-11	.636	6-9	.667	0-0	.000	0	5	5	6.3	2	1	2	0	0	20	10.0
01/10/23	at Nebraska	*	35	5-9	.556	1-5	.200	1-2	.500	0	3	3	6.1	2	5	2	1	1	12	10.1
01/13/23	Michigan St.	*	36	3-9	.333	1-4	.250	2-2	1.000	4	4	8	6.2	3	2	2	1	0	9	10.1
01/16/23	at Minnesota	*	17	1-2	.500	1-2	.500	0-0	.000	0	4	4	6.1	4	1	1	0	0	3	9.7
01/19/23	Indiana	*	38	3-8	.375	1-4	.250	2-4	.500	3	2	5	6.0	0	1	2	0	2	9	9.6
01/24/23	Ohio St.	*	37	5-10	.500	1-6	.167	0-0	.000	4	5	9	6.2	1	6	1	3	1	11	9.7
01/28/23	at Wisconsin	*	34	1-3	.333	0-2	.000	3-6	.500	1	8	9	6.3	3	2	0	2	0	5	9.5
01/31/23	Nebraska	*	36	2-6	.333	0-3	.000	6-6	1.000	0	8	8	6.4	1	3	3	1	2	10	9.5
02/04/23	at Iowa	*	35	0-7	.000	0-4	.000	6-10	.600	6	3	9	6.5	2	1	3	3	0	6	9.3
02/11/23	Rutgers	*	37	8-13	.615	1-5	.200	1-1	1.000	5	3	8	6.5	2	4	5	1	0	18	9.7
02/14/23	at Penn St.	*	34	5-12	.417	2-6	.333	0-0	.000	1	4	5	6.5	0	2	0	1	1	12	9.8
02/18/23	at Indiana	*	29	3-3	1.000	0-0	.000	0-0	.000	3	4	7	6.5	4	1	3	1	1	6	9.7
02/20/23	Minnesota	*	36	6-12	.500	3-8	.375	1-2	.500	0	7	7	6.5	4	3	1	0	1	16	9.9
02/23/23	Northwestern	*	31	3-9	.333	0-5	.000	0-0	.000	2	2	4	6.4	1	0	0	1	3	6	9.8
02/26/23	at Ohio St.	*	38	6-13	.462	2-5	.400	0-1	.000	2	5	7	6.4	0	2	3	1	2	14	9.9
03/02/23	Michigan	*	49	3-9	.333	0-0	.000	0-1	.000	1	6	7	6.5	4	2	1	0	2	6	9.8
03/05/23	at Purdue	*	29	2-5	.400	1-3	.333	1-4	.250	1	3	4	6.4	2	6	1	2	1	6	9.6
03/09/23	vs. Penn St.	*	36	8-14	.571	0-2	.000	1-2	.500	0	5	5	6.3	4	4	1	2	1	17	9.9
03/16/23	vs. Arkansas																			

CAREER HIGHS

PTS: 23
vs. Eastern Illinois (11/7/22)

FG: 8 (three times)
last vs. Penn State (3/9/23)

FG ATT: 17
at Maryland (12/2/22)

3-PT: 6
vs. Wisconsin (1/7/23)

3-PT ATT: 9
vs. Wisconsin (1/7/23)

FT: 7
vs. Arkansas State (11/12/21)

FT ATT: 13
vs. Arkansas State (11/12/21)

REB: 12 (twice)
last vs. Eastern Illinois (11/7/22)

AST: 10
vs. Syracuse (11/29/22)

STL: 4
vs. Jackson State (11/9/21)

BLK: 4 (twice)
at Maryland (12/2/22)

MIN: 48:42
vs. Michigan (3/2/23)

SEASON HIGHS

PTS: 23
vs. Eastern Illinois (11/7/22)

FG: 8 (three times)
last vs. Penn State (3/9/23)

FG ATT: 17
at Maryland (12/2/22)

3-PT: 6
vs. Wisconsin (1/7/23)

3-PT ATT: 9
vs. Wisconsin (1/7/23)

FT: 6 (twice)
last at Iowa (2/4/23)

FT ATT: 10
at Iowa (2/4/23)

REB: 12
vs. Eastern Illinois (11/7/22)

AST: 10
vs. Syracuse (11/29/22)

STL: 3
vs. Northwestern (2/23/23)

BLK: 4
at Maryland (12/2/22)

MIN: 48:42
vs. Michigan (3/2/23)

CAREER STATISTICS

	G	GS	MIN	AVG	FIELD GOALS			THREE-POINTERS			FREE THROWS			REBOUNDS			AVG.	PF	FO	AST	AST/G	TO	BLK	STL	PTS	PPG
					FG	FGA	PCT	3PM	3PA	PCT.	FTM	FTA	PCT.	OREB.	DREB.	REB.										
2020-21	25	0	157	6.3	10	29	.345	3	13	.231	13	19	.684	9	12	21	0.8	16	0	11	0.4	6	9	2	36	1.4
2021-22	33	14	627	19.0	68	154	.442	19	65	.292	39	60	.650	47	94	141	4.3	62	2	50	1.5	45	17	26	194	5.9
2022-23	32	32	1038	32.4	120	270	.444	35	126	.278	41	68	.603	63	140	203	6.3	60	0	97	3.0	75	38	33	316	9.9
Total	90	46	1822	20.2	198	453	.437	57	204	.279	93	147	.633	119	246	365	4.1	138	2	158	1.8	126	64	61	546	6.1



12 BRANDON LIEB

JUNIOR // CENTER // 7-0 // 220
DEERFIELD, ILL. // DEERFIELD H.S.

2022-23

- Has appeared in 16 games this season, averaging 0.9 points and 1.1 rebounds
- 3 rebounds in 7 minutes at Indiana (2/18)
- 2 first-half points in win over Ohio State (1/24)
- Tied career high with 4 points in career-high 12 minutes in win at Minnesota (1/16)
- 2 points and career-high 4 rebounds vs. Bethune-Cookman (12/29)
- 2 points and 3 boards vs. Alabama A&M (12/17)
- 2 blocks in win over Syracuse (11/29)
- Season-high 3 points with 2 boards vs. Lindenwood (11/25)
- 2 points and 2 rebounds vs. Monmouth (11/14)

2021-22

- Academic All-Big Ten selection
- Played in 10 games on the season, totaling eight points and seven rebounds
- Career high-tying four points with two boards vs. Saint Francis PA (12/18/21)
- Career high-tying four points and career-high tying three rebounds vs. Arkansas State (11/12/21)

2020-21

- Played in five games, totaling 4 points and 6 rebounds
- Made college debut vs. North Carolina A&T (11/25), totaling 4 points and 3 rebounds

PERSONAL

- Born April 19, 2002
- Majoring in finance

GAME-BY-GAME STATISTICS

Date	Opponent	GS	MIN	FIELD GOALS		THREES		FREE THROWS		REBOUNDS				PF	A	TO	B	S	POINTS	
				FG	FG%	3FG	3%	FT	FT%	OFF	DEF	REB	RPG						PTS	PPG
11/07/22	Eastern Illinois	2	0-2	.000	0-0	.000	0-0	.000	0	0	0	0.0	1	0	0	1	0	0	0.0	
11/11/22	Kansas City	4	0-0	.000	0-0	.000	0-0	.000	1	0	1	0.5	0	0	0	0	0	0	0.0	
11/14/22	Monmouth	8	1-1	1.000	0-0	.000	0-2	.000	0	2	2	1.0	5	0	2	1	0	2	0.7	
11/18/22	vs UCLA	DNP																		
11/20/20	vs Virginia	DNP																		
11/25/22	Lindenwood	5	1-2	.500	0-0	.000	1-1	1.000	0	2	2	1.3	0	0	0	0	0	3	1.3	
11/29/22	Syracuse	1	0-0	.000	0-0	.000	0-0	.000	0	0	0	1.0	0	0	0	2	0	0	1.0	
12/02/22	at Maryland	DNP																		
12/06/22	vs. Texas	DNP																		
12/10/22	Penn St.	DNP																		
12/17/22	Alabama A&M	2	1-2	.500	0-0	.000	0-1	.000	2	1	3	1.3	1	0	0	0	0	2	1.2	
12/22/22	vs Missouri	DNP																		
12/29/22	Bethune-Cookman	8	1-1	1.000	0-0	.000	0-0	.000	1	3	4	1.7	3	1	1	1	0	2	1.3	
01/04/23	at Northwestern	0	0-0	.000	0-0	.000	0-0	.000	0	0	0	1.5	0	0	0	0	0	0	1.1	
01/07/23	Wisconsin	DNP																		
01/10/23	at Nebraska	1	0-0	.000	0-0	.000	0-0	.000	0	0	0	1.3	0	0	0	0	0	0	1.0	
01/13/23	Michigan St.	DNP																		
01/16/23	at Minnesota	13	2-3	.667	0-0	.000	0-1	.000	1	1	2	1.4	3	1	1	1	0	4	1.3	
01/19/23	Indiana	1	0-0	.000	0-0	.000	0-0	.000	0	0	0	1.3	0	0	0	0	0	0	1.2	
01/24/23	Ohio St.	2	1-1	1.000	0-0	.000	0-0	.000	0	0	0	1.2	1	0	1	1	0	2	1.3	
01/28/23	at Wisconsin	DNP																		
01/31/23	Nebraska	DNP																		
02/04/23	at Iowa	DNP																		
02/11/23	Rutgers	DNP																		
02/14/23	at Penn St.	DNP																		
02/18/23	at Indiana	7	0-0	.000	0-0	.000	0-0	.000	0	3	3	1.3	0	0	0	0	0	0	1.2	
02/20/23	Minnesota	DNP																		
02/23/23	Northwestern	1	0-0	.000	0-0	.000	0-0	.000	0	0	0	1.2	0	0	0	0	0	0	1.1	
02/26/23	at Ohio St.	DNP																		
03/02/23	Michigan	2	0-0	.000	0-0	.000	0-0	.000	0	0	0	1.1	0	0	0	0	0	0	1.0	
03/05/23	at Purdue	2	0-0	.000	0-0	.000	0-0	.000	0	0	0	1.1	0	0	0	0	0	0	0.9	
03/09/23	vs. Penn St.	DNP																		
03/16/23	vs. Arkansas																			

CAREER HIGHS

PTS: 4 (four times)
last at Minnesota (1/16/23)

FG: 2 (three times)
last at Minnesota (1/16/23)

FG ATT: 3 (twice)
last at Minnesota (1/16/23)

3-PT: 0

3-PT ATT: 0

FT: 2
vs. North Carolina A&T (11/25/20)

FT ATT: 2 (twice)
last vs. Monmouth (11/14/22)

REB: 4
vs. Bethune-Cookman (12/29/22)

AST: 1 (four times)
last at Minnesota (1/16/23)

STL: 0

BLK: 2
vs. Syracuse (11/29/22)

MIN: 12:19
at Minnesota (1/16/23)

SEASON HIGHS

PTS: 4
at Minnesota (1/16/23)

FG: 2
at Minnesota (1/16/23)

FG ATT: 3
at Minnesota (1/16/23)

3-PT: 0

3-PT ATT: 0

FT: 1
vs. Lindenwood (11/25/22)

FT ATT: 2
vs. Monmouth (11/14/22)

REB: 4
vs. Bethune-Cookman (12/29/22)

AST: 1 (twice)
last at Minnesota (1/16/23)

STL: 0

BLK: 2
vs. Syracuse (11/29/22)

MIN: 12:19
at Minnesota (1/16/23)

CAREER STATISTICS

	G	GS	MIN	AVG	FIELD GOALS			THREE-POINTERS			FREE THROWS			OREB.	REBOUNDS		AVG.	PF	FO	AST	AST/G	TO	BLK	STL	PTS	PPG
2020-21	5	0	12	2.4	1	7	.143	0	0	.000	2	2	1.000	4	2	6	1.2	0	0	1	0.2	3	1	0	4	0.8
2021-22	10	0	24	2.4	4	5	.800	0	0	.000	0	1	.000	4	3	7	0.7	4	0	1	0.1	1	1	0	8	0.8
2022-23	16	0	59	3.7	7	12	.583	0	0	.000	1	5	.200	5	12	17	1.1	14	1	2	0.1	5	7	0	15	0.9
Total	31	0	95	3.1	12	24	.500	0	0	.000	3	8	.375	13	17	30	1.0	18	1	4	0.1	9	9	0	27	0.9



24 MATTHEW MAYER

GRADUATE STUDENT // GUARD/FORWARD // 6-9 // 225
AUSTIN, TEXAS // WESTLAKE H.S. // BAYLOR

2022-23

- Third-team All-Big Ten (coaches and media)
- Second on team in scoring (12.8 ppg, 23rd in B1G), second in rebounding (5.5 rpg, 23rd in B1G), and first in blocks (1.3 bpg, sixth in B1G)
- Team-leading 67 treys (8th in B1G at 2.1 per game) on 33.8% 3FG shooting (67-198)
- Scored in double figures in 20 of last 24 games, averaging 15.3 points (366)
- Led UI in points (16) and rebounds (6) in comeback effort from 24-point deficit at #5 Purdue (3/5)
- Team-highs in points (24) and rebounds (7) in 2OT win over Michigan on Senior Night (3/2)
- Team-high 22 points, plus 7 rebounds, 2 assists and 2 steals vs. Minnesota (2/20)
- Led team in points (24), rebounds (8), and blocks (5) at #14 Indiana (2/18)
- Team-high 21 points on 7-9 FG with 4-6 threes and four assists at Iowa (2/4)
- Career-high 26 points with career-high tying 5 threes in win at Wisconsin (1/28)
- First career double-double with 19 points and season-high 10 boards in win at Minnesota (1/16)
- 19 points and career-high 6 blocks in win over Michigan State (1/13)
- Team-high 17 points with 7 boards and career-high 3 blocks at Northwestern (1/4)
- 21 points on 9-12 FG and career-high tying 3 blocks with vs. Alabama A&M (12/17)
- Erupted at Madison Square Garden for 21 points on 8-10 FG, including perfect 5-of-5 from 3-point range, with career-high 3 blocks in win over #2 Texas (12/6)

CAREER (AT BAYLOR)

- Played four years at Baylor where he helped the Bears to the 2021 national championship and back-to-back Big 12 titles and NCAA Tournament No. 1 seeds in 2021 and 2022
- Played in 126 career games, totaling 865 points, 400 rebounds, 112 assists and 109 steals

2021-22 (AT BAYLOR)

- Honorable mention All-Big 12
- Started 33 games, posting career best averages of 9.8 points and 5.0 rebounds
- Second on team with 41 steals and third with 33 three-pointers
- Career-high 22 points with four 3-pointers in NCAA first round vs. Norfolk State (3/17/22)
- Career-best 12 rebounds vs. No. 5 Kansas (2/26/22)
- First 20-point game at West Virginia (1/18/22), hitting career-high five treys with four steals

PERSONAL

- Born Sept. 23, 1999 in Dallas
- Pursuing a strategic brand management graduate certificate
- Earned a bachelor's degree from Baylor in health, kinesiology and leisure studies

GAME-BY-GAME STATISTICS

Date	Opponent	GS	MIN	FIELD GOALS			THREES		FREE THROWS		REBOUNDS			PF	A	TO	B	S	POINTS	
				FG	FG%	3FG	3%	FT	FT%	OFF	DEF	REB	RPG						PTS	PPG
11/07/22	Eastern Illinois	*	16	3-9	.333	1-3	.333	0-0	.000	2	2	4	4.0	1	1	2	0	1	7	7.0
11/11/22	Kansas City	*	13	2-5	.400	1-4	.250	0-0	.000	0	2	2	3.0	3	0	1	1	5	6.0	
11/14/22	Monmouth	*	19	1-5	.200	1-5	.200	0-0	.000	0	3	3	3.0	2	2	0	0	3	5.0	
11/18/22	vs UCLA	*	23	3-8	.375	2-6	.333	3-4	.750	1	3	4	3.3	2	5	1	0	11	6.5	
11/20/20	vs Virginia	*	23	2-7	.286	0-2	.000	0-0	.000	0	4	4	3.4	1	0	0	0	4	6.0	
11/25/22	Lindenwood	*	15	2-6	.333	2-5	.400	2-2	1.000	2	7	9	4.3	2	1	1	2	8	6.3	
11/29/22	Syracuse	*	21	2-6	.333	0-3	.000	1-2	.500	3	5	8	4.9	1	2	1	0	2	5	6.1
12/02/22	at Maryland	*	14	1-4	.250	0-1	.000	0-0	.000	1	1	2	4.5	4	0	0	0	1	2	5.6
12/06/22	vs. Texas	*	28	8-10	.800	5-5	1.000	0-0	.000	0	2	2	4.2	4	1	2	3	1	21	7.3
12/10/22	Penn St.	*	23	4-11	.364	2-8	.250	4-5	.800	0	3	3	4.1	0	0	1	0	0	14	8.0
12/17/22	Alabama A&M	*	20	9-12	.750	3-6	.500	0-3	.000	2	5	7	4.4	4	1	1	3	2	21	9.2
12/22/22	vs Missouri	*	29	6-12	.500	4-8	.500	0-0	.000	2	1	3	4.3	3	1	2	0	2	16	9.8
12/29/22	Bethune-Cookman	*	23	2-9	.222	1-6	.167	2-2	1.000	1	4	5	4.3	1	1	0	2	0	7	9.5
01/04/23	at Northwestern	*	30	5-11	.455	3-7	.429	4-4	1.000	0	7	7	4.5	5	0	2	3	1	17	10.1
01/07/23	Wisconsin	*	30	2-5	.400	1-2	.500	5-6	.833	2	4	6	4.6	3	3	0	2	0	10	10.1
01/10/23	at Nebraska	*	25	2-10	.200	2-8	.250	4-5	.800	0	4	4	4.6	3	2	1	2	1	10	10.1
01/13/23	Michigan St.	*	29	7-12	.583	3-6	.500	2-2	1.000	0	3	3	4.5	4	1	1	6	1	19	10.6
01/16/23	at Minnesota	*	31	8-14	.571	3-6	.500	0-0	.000	2	8	10	4.8	3	1	2	2	1	19	11.1
01/19/23	Indiana	*	22	0-4	.000	0-1	.000	0-0	.000	1	1	2	4.6	0	1	1	0	0	0	10.5
01/24/23	Ohio St.	*	27	3-9	.333	2-6	.333	4-5	.800	2	6	8	4.8	5	0	2	2	0	12	10.6
01/28/23	at Wisconsin	*	34	9-19	.474	5-11	.455	3-4	.750	1	5	6	4.9	3	0	0	1	1	26	11.3
01/31/23	Nebraska	*	29	4-14	.286	3-11	.273	5-6	.833	2	4	6	4.9	3	0	2	2	0	16	11.5
02/04/23	at Iowa	*	28	7-9	.778	4-6	.667	3-3	1.000	2	3	5	4.9	4	4	1	0	0	21	11.9
02/11/23	Rutgers	*	33	2-8	.250	1-6	.167	3-5	.600	1	7	8	5.0	3	0	3	0	0	8	11.8
02/14/23	at Penn St.	*	31	3-6	.500	2-5	.400	3-5	.600	0	7	7	5.1	2	3	1	0	0	11	11.7
02/18/23	at Indiana	*	36	7-17	.412	4-11	.364	6-7	.857	0	8	8	5.2	1	0	2	5	1	24	12.2
02/20/23	Minnesota	*	34	7-14	.500	2-7	.286	6-9	.667	2	5	7	5.3	2	2	2	0	2	22	12.6
02/23/23	Northwestern	*	32	2-9	.222	2-7	.286	8-10	.800	1	7	8	5.4	2	2	6	2	0	14	12.6
02/26/23	at Ohio St.	*	32	4-11	.364	3-10	.300	0-0	.000	0	3	3	5.3	2	1	1	2	0	11	12.6
03/02/23	Michigan	*	39	8-20	.400	4-11	.364	4-7	.571	0	7	7	5.4	2	0	0	1	1	24	12.9
03/05/23	at Purdue	*	32	5-14	.357	1-10	.100	5-7	.714	0	6	6	5.4	0	1	2	0	2	16	13.0
03/09/23	vs. Penn St.	*	32	3-11	.273	0-5	.000	1-2	.500	2	6	8	5.5	2	1	2	0	1	7	12.8
03/16/23	vs. Arkansas																			

CAREER HIGHS

PTS: 26
at Wisconsin (1/28/23)

FG: 9 (twice)
last at Wisconsin (1/28/23)

FG ATT: 20
vs. Michigan (3/2/23)

3-PT: 5 (three times)
last at Wisconsin (1/28/23)

3-PT ATT: 11 (four times)
last vs. Michigan (3/2/23)

FT: 8
vs. Northwestern (2/23/23)

FT ATT: 10
vs. Northwestern (2/23/23)

REB: 12
vs. Kansas (2/26/22)

AST: 5
vs. UCLA (11/18/22)

STL: 5
vs. Central Arkansas (11/17/21)

BLK: 6
vs. Michigan State (1/13/23)

MIN: 39:35
vs. Michigan (3/2/23)

SEASON HIGHS

PTS: 26
at Wisconsin (1/28/23)

FG: 9 (twice)
last at Wisconsin (1/28/23)

FG ATT: 20
vs. Michigan (3/2/23)

3-PT: 5 (twice)
last at Wisconsin (1/28/23)

3-PT ATT: 11 (four times)
last vs. Michigan (3/2/23)

FT: 8
vs. Northwestern (2/23/23)

FT ATT: 10
vs. Northwestern (2/23/23)

REB: 10
at Minnesota (1/16/23)

AST: 5
vs. UCLA (11/18/22)

STL: 2 (five times)
last at Purdue (3/5/23)

BLK: 6
vs. Michigan State (1/13/23)

MIN: 39:35
vs. Michigan (3/2/23)

CAREER STATISTICS AT BAYLOR


	G	GS	MIN	AVG	FIELD GOALS			THREE-POINTERS			FREE THROWS				REBOUNDS			AVG.	PF	FO	AST	AST/G	TO	BLK	STL	PTS	PPG
					FG	FGA	PCT	3PM	3PA	PCT.	FTM	FTA	PCT.	OREB.	OREB.	REB.											
2018-19	33	0	389	11.8	51	154	.331	20	65	.308	31	47	.660	24	42	66	2.0	34	0	26	0.8	25	8	17	153	4.6	
2019-20	30	0	349	11.6	54	128	.422	17	45	.378	29	29	.690	18	39	57	1.9	30	0	23	0.8	21	4	15	145	4.8	
2020-21	30	0	469	15.6	92	188	.489	30	76	.395	29	49	.592	30	82	112	3.7	44	0	29	1.0	35	8	36	243	8.1	
2021-22	33	33	751	22.8	119	291	.409	44	136	.324	42	60	.700	38	127	165	5.0	81	3	34	1.0	32	26	41	324	9.8	
Total	126	33	1959	15.5	316	761	.415	111	322	.345	122	185	.659	110	290	400	3.2	189	3	112	0.9	113	46	109	865	6.9	

CAREER STATISTICS AT ILLINOIS

2022-23	32	32	853	26.7	133	321	.414	67	198	.338	78	105	.743	32	143	175	5.5	77	2	37	1.2	43	40	26	411	12.8
---------	----	----	-----	------	-----	-----	------	----	-----	------	----	-----	------	----	-----	-----	-----	----	---	----	-----	----	----	----	-----	------

COMBINED CAREER STATISTICS

Total	158	65	2813	17.8	449	1082	.415	178	520	.342	200	290	.690	142	433	575	3.6	266	5	149	0.9	156	86	135	1276	8.1
-------	-----	----	------	------	-----	------	------	-----	-----	------	-----	-----	------	-----	-----	-----	-----	-----	---	-----	-----	-----	----	-----	------	-----



15 RJ MELENDEZ

SOPHOMORE // GUARD // 6-7 // 205

ARECIBO, PUERTO RICO // CENTRAL PUNTE CHRISTIAN ACADEMY (FLA.)

2022-23

- Has played in 31 games, starting 17, and averages 5.9 ppg and 3.4 rpg
- Started and tallied 12 points, four rebounds, and 2 assists in 20T win over Michigan (3/2)
- 10 points and 4 rebounds vs. Indiana (1/19)
- Equaled career high with 4 assists in win at Minnesota (1/16)
- 10 points in win at Nebraska (1/10)
- 6 rebounds in win over #14 Wisconsin (1/7)
- 9 points, 4 boards and 2 steals in win over #2 Texas (12/6)
- 13 points with career-high 7 rebounds and career-best 3 steals at #22 Maryland (12/2)
- 15 points, season-high 6 rebounds and 2 steals in win over Syracuse (11/29)
- Career-high 17 points (7-11 FG) with 4 boards vs. Lindenwood (11/25)
- 8 points with pair of threes vs. #16 Virginia (11/20)
- 9 points and 5 rebounds vs. Monmouth (11/14)
- 8 points vs. Kansas City (11/11)
- Career-high 3 blocks in opener vs. Eastern Illinois (11/7)

2021-22

- Played in 22 games, averaging 3.8 points and 1.7 rebounds
- Nine points and three assists in NCAA Tournament vs. No. 15 Houston (3/20/22)
- 10 points in 11 minutes at Rutgers (2/16/22)
- Set season highs with 14 points, six rebounds and two steals in win over Northwestern (2/13/22)
- Eight points on 3-3 FG at No. 3 Purdue (2/8/22)
- Six points and three rebounds in win at Northwestern (1/29/22)
- First career start in Big Ten/ACC Challenge win over Notre Dame (11/29/21), hitting two 3-pointers for six points

HIGH SCHOOL

- Four-star recruit ranked No. 56 by ESPN, No. 93 by 247Sports Composite and No. 117 by Rivals
- Averaged 24.3 points, 6.1 rebounds, 3.4 assists, 2.2 steals and 2.3 blocks as a senior, leading Central Pointe (CPCA) to a 33-7 record
- Sunshine Independent Athletic Association (SIAA) Player of the Year and first-team All-SIAA
- Finished his career as CPCA's all-time leading scorer with 2,006 points

PERSONAL

- Born Dec. 3, 2002
- Majoring in recreation, sport and tourism

GAME-BY-GAME STATISTICS

Date	Opponent	GS	MIN	FIELD GOALS		THREES		FREE THROWS		REBOUNDS			PF	A	TO	B	S	PTS	PPG	
				FG	FG %	3FG	3%	FT	FT %	OFF	DEF	REB								RPG
11/07/22	Eastern Illinois	*	20	0-5	.000	0-5	.000	1-2	.500	1	1	2	2.0	1	0	2	3	2	1	1.0
11/11/22	Kansas City	*	21	2-7	.286	1-3	.333	3-3	1.000	2	1	3	2.5	2	2	0	0	2	8	4.5
11/14/22	Monmouth	*	15	4-7	.571	1-3	.333	0-0	.000	1	4	5	3.3	3	2	0	2	9	6.0	
11/18/22	vs UCLA	*	18	1-4	.250	1-3	.333	0-0	.000	1	0	1	2.8	0	0	3	1	0	3	5.3
11/20/20	vs Virginia	*	27	3-7	.429	2-4	.500	0-0	.000	0	0	0	2.2	3	0	2	0	1	8	5.8
11/25/22	Lindenwood	*	22	7-11	.636	2-5	.400	1-1	1.000	0	4	4	2.5	0	1	2	0	1	17	7.7
11/29/22	Syracuse	*	21	3-7	.429	2-5	.400	7-8	.875	2	4	6	3.0	2	1	0	1	2	15	8.7
12/02/22	at Maryland	*	33	5-7	.714	2-3	.667	1-1	1.000	2	5	7	3.5	2	0	2	2	3	13	9.3
12/06/22	vs. Texas	*	27	3-6	.500	1-4	.250	2-2	1.000	0	4	4	3.6	2	0	2	1	2	9	9.2
12/10/22	Penn St.	*	16	2-2	1.000	1-1	1.000	0-0	.000	0	1	1	3.3	0	1	1	0	0	5	8.8
12/17/22	Alabama A&M	*	15	0-3	.000	0-2	.000	0-0	.000	1	2	3	3.3	0	0	1	0	0	0	8.0
12/22/22	vs Missouri	*	12	0-3	.000	0-2	.000	0-0	.000	1	2	3	3.3	1	0	1	0	0	0	7.3
12/29/22	Bethune-Cookman	*	24	1-8	.125	1-8	.125	2-2	1.000	0	3	3	3.2	2	0	1	0	0	5	7.2
01/04/23	at Northwestern	*	24	1-3	.333	0-2	.000	0-0	.000	0	2	2	3.1	3	1	1	0	0	2	6.8
01/07/23	Wisconsin	*	25	1-6	.167	0-3	.000	2-2	1.000	1	5	6	3.3	1	2	0	0	0	4	6.6
01/10/23	at Nebraska	*	23	4-9	.444	2-6	.333	0-0	.000	2	1	3	3.3	3	0	2	0	1	10	6.8
01/13/23	Michigan St.	*	19	1-2	.500	0-0	.000	1-3	.333	1	1	2	3.2	2	1	0	0	0	3	6.6
01/16/23	at Minnesota	*	21	1-5	.200	0-3	.000	1-1	1.000	0	3	3	3.2	0	4	1	0	0	3	6.4
01/19/23	Indiana	*	22	4-8	.500	2-3	.667	0-1	.000	2	2	4	3.3	1	0	0	0	1	10	6.6
01/24/23	Ohio St.	*	30	1-6	.167	0-3	.000	1-2	.500	0	3	3	3.3	2	0	0	0	0	3	6.4
01/28/23	at Wisconsin	*	27	1-6	.167	0-4	.000	0-0	.000	0	4	4	3.3	1	1	1	0	0	2	6.2
01/31/23	Nebraska	*	15	1-5	.200	0-3	.000	0-0	.000	0	1	1	3.2	1	0	0	0	0	2	6.0
02/04/23	at Iowa	*	15	0-1	.000	0-1	.000	2-2	1.000	1	2	3	3.2	0	0	1	0	0	2	5.8
02/11/23	Rutgers	DNP-Susp.																		
02/14/23	at Penn St.	*	3	1-1	1.000	1-1	1.000	0-0	.000	0	0	0	3.0	1	0	1	1	1	3	5.7
02/18/23	at Indiana	*	14	0-6	.000	0-2	.000	2-2	1.000	3	0	3	3.0	2	1	0	0	0	2	5.6
02/20/23	Minnesota	*	32	4-8	.500	1-4	.250	1-2	.500	3	8	11	3.3	3	0	1	1	0	10	5.7
02/23/23	Northwestern	*	18	2-4	.500	1-2	.500	0-0	.000	1	5	6	3.4	1	1	1	0	1	5	5.7
02/26/23	at Ohio St.	*	23	2-2	1.000	0-0	.000	1-1	1.000	0	2	2	3.4	1	0	0	0	0	5	5.7
03/02/23	Michigan	*	32	3-6	.500	1-1	1.000	5-5	1.000	2	2	4	3.4	3	2	0	0	0	12	5.9
03/05/23	at Purdue	*	28	1-5	.200	0-1	.000	5-6	.833	3	1	4	3.4	4	2	1	2	2	7	5.9
03/09/23	vs. Penn St.	*	24	1-2	.500	0-0	.000	2-2	1.000	1	2	3	3.4	4	3	1	2	0	4	5.9
03/16/23	vs. Arkansas																			

CAREER STATISTICS

	G	GS	MIN	AVG	FIELD GOALS			THREE-POINTERS			FREE THROWS			REBOUNDS			AVG.	PF	FO	AST	AST/G	TO	BLK	STL	PTS	PPG
2021-22	22	1	187	8.5	29	51	.569	9	15	.600	17	20	.850	9	28	37	1.7	12	0	15	0.7	10	3	6	84	3.8
2022-23	31	17	666	21.5	60	162	.370	22	87	.253	40	48	.833	31	75	106	3.4	51	0	25	0.8	30	14	21	182	5.9
Total	53	18	853	16.1	89	213	.418	31	102	.304	57	68	.838	40	103	143	2.7	63	0	40	0.8	40	17	27	266	5.0

CAREER HIGHS

PTS: 17
vs. Lindenwood (11/25/22)

FG: 7
vs. Lindenwood (11/25/22)

FG ATT: 11
vs. Lindenwood (11/25/22)

3-PT: 2 (eight times)
last vs. Indiana (1/19/23)

3-PT ATT: 8
vs. Bethune-Cookman (12/29/22)

FT: 7
vs. Syracuse (11/29/22)

FT ATT: 8
vs. Syracuse (11/29/22)

REB: 11
vs. Minnesota (2/20/23)

AST: 4 (twice)
last at Minnesota (1/16/23)

STL: 3
at Maryland (12/2/22)

BLK: 3
vs. Eastern Illinois (11/7/22)

MIN: 33:12
at Maryland (12/2/22)

SEASON HIGHS

PTS: 17
vs. Lindenwood (11/25/22)

FG: 7
vs. Lindenwood (11/25/22)

FG ATT: 11
vs. Lindenwood (11/25/22)

3-PT: 2 (six times)
last vs. Indiana (1/19/23)

3-PT ATT: 8
vs. Bethune-Cookman (12/29/22)

FT: 7
vs. Syracuse (11/29/22)

FT ATT: 8
vs. Syracuse (11/29/22)


REB: 11
vs. Minnesota (2/20/23)

AST: 4
at Minnesota (1/16/23)

STL: 3
at Maryland (12/2/22)

BLK: 3
vs. Eastern Illinois (11/7/22)

MIN: 33:12
at Maryland (12/2/22)



5^{AJ} REDD

FRESHMAN // GUARD // 6-3 // 160
CHICAGO, ILL. // ST. IGNATIUS H.S.

2022-23

- Added to Illini roster on Dec. 21 after spending fall semester as a student manager
- Made college debut at Nebraska (1/10) and also saw action at Minnesota (1/16)

HIGH SCHOOL

- Played four years of varsity basketball at St. Ignatius
- Helped lead Wolfpack to third-place state finish in Class 3A as a senior in 2022
- School's No. 4 all-time leading scorer (1,109 points) and career leader in rebounds (523), assists (293) and steals (111)

PERSONAL

- Born Sept. 3, 2003
- Majoring in business

GAME-BY-GAME STATISTICS

Date	Opponent	FIELD GOALS		THREES		FREE THROWS		REBOUNDS				POINTS				
		GS	MIN	FG	FG%	3FG	3%	FT	FT%	OFF	DEF	REB	RPG	PF	A	PTS
11/07/22	Eastern Illinois															
11/11/22	Kansas City															
11/14/22	Monmouth															
11/18/22	vs UCLA															
11/20/20	vs Virginia															
11/25/22	Lindenwood															
11/29/22	Syracuse															
12/02/22	at Maryland															
12/06/22	vs. Texas															
12/10/22	Penn St.															
12/17/22	Alabama A&M															
12/22/22	vs Missouri	DNP														
12/29/22	Bethune-Cookman	DNP														
01/04/23	at Northwestern	DNP														
01/07/23	Wisconsin	DNP														
01/10/23	at Nebraska	1	0-1	.000	0-0	.000	0-0	.000	0	0	0	0.0	0	0	0	0.0
01/13/23	Michigan St.	DNP														
01/16/23	at Minnesota	1	0-0	.000	0-0	.000	0-0	.000	0	0	0	0.0	0	0	0	0.0
01/19/23	Indiana	DNP														
01/24/23	Ohio St.	DNP														
01/28/23	at Wisconsin	DNP														
01/31/23	Nebraska	DNP														
02/04/23	at Iowa	DNP														
02/11/23	Rutgers	DNP														
02/14/23	at Penn St.	DNP														
02/18/23	at Indiana	DNP														
02/20/23	Minnesota	DNP														
02/23/23	Northwestern	DNP														
02/26/23	at Ohio St.	DNP														
03/02/23	Michigan	DNP														
03/05/23	at Purdue	DNP														
03/09/23	vs. Penn St.	DNP														

CAREER/SEASON HIGHS

PTS: 0

FG: 0

FG ATT: 1
at Nebraska (1/10/23)

3-PT: 0

3-PT ATT: 0

FT: 0

FT ATT: 0

REB: 0

AST: 0

STL: 0

BLK: 0

MIN: 0:59
at Nebraska (1/10/23)

CAREER STATISTICS

					FIELD GOALS			THREE-POINTERS			FREE THROWS			REBOUNDS			AVG.	PF	FO	AST	AST/G	TO	BLK	STL	PTS	PPG
	G	GS	MIN	AVG	FG	FGA	PCT	3PM	3PA	PCT.	FTM	FTA	PCT.	OREB.	DREB.	REB.										
2022-23	2	0	2	1.0	0	1	.000	0	0	.000	0	0	.000	0	0	0	0.0	0	0	0	0.0	0	0	0	0.0	



20^{TY} RODGERS

FRESHMAN // GUARD/FORWARD // 6-6 // 200
SAGINAW, MICH. // THORNTON TOWNSHIP H.S. (ILL.)

2022-23

- Has played in all 32 games, averaging 3.2 points and 4.1 rebounds
- Set career highs in points (14), FGM (6), FGA (9), FTM (2) and minutes (33) in 20T win over Michigan (3/2)
- 6 points and tied career high with 8 boards in win over #21 Northwestern (2/23)
- 11 points (5-6 FG), career-high 8 rebounds and 3 assists at Penn State (2/14)
- 7 rebounds in win over #24 Rutgers (2/11)
- 6 points, 6 boards and 2 steals at Iowa (2/4)
- 7 points, 7 rebounds (6 offensive) and 2 steals in win over Nebraska (1/31)
- 4 points and tied career high with 8 boards in 15 minutes in win over Ohio State (1/24)
- 8 points (4-5 FG) and equaled career high with 8 rebounds in win at Minnesota (1/16)
- 4 points and 7 rebounds in win at Nebraska (1/10)
- 6 points vs. Penn State (12/10)
- 4 points and a block in win over #2 Texas (12/6)
- 4 points for third time in win over Syracuse (11/29)
- 5 rebounds vs. Monmouth (11/14)
- 8 rebounds and game-high 5 assists in college debut vs. Eastern Illinois (11/7)

HIGH SCHOOL

- Top-75 recruit ranked No. 52 by ESPN, No. 53 by 247Sports Composite, No. 59 by Rivals and No. 64 by On3 Consensus
- Helped USA Basketball win the 2022 FIBA Americas U18 Championship in Tijuana Mexico
- Averaged 5.3 points on 72.2% shooting along with 5.5 rebounds and 3.2 assists in just 18.1 minutes per game during Team USA's run to the gold medal
- Participated in the 2022 Jordan Brand Classic
- Attended Thornton Township High School in Harvey, Illinois, as a senior
- Averaged 17.3 points, 15.4 rebounds, eight assists, three steals and three blocks
- Consensus first-team All-State selection
- Player of the Year by the *Daily Southtown*
- Prior to Thornton, played for Grand Blanc High School in Michigan
- Leading Grand Blanc to the 2021 state championship, the first state title in school history
- Averaged 17.8 points, 9.4 rebounds, 3.7 assists and 2.3 steals as a junior
- 2021 Michigan Division 1 Player of the Year by the Associated Press

PERSONAL

- Born May 3, 2004
- Enrolled in the Division of General Studies (undeclared)

GAME-BY-GAME STATISTICS

Date	Opponent	GS	MIN	FIELD GOALS			THREES		FREE THROWS		REBOUNDS				POINTS			
				FG	FG%	3FG	3%	FT	FT%	OFF	DEF	TOT	PF	A	TOT	B	S	PTS
11/07/22	Eastern Illinois	22	0-1	.000	0-0	.000	1-6	.167	2	6	8	8.0	2	5	2	0	0	1
11/11/22	Kansas City	21	2-4	.500	0-0	.000	0-0	.000	0	1	1	4.5	1	1	1	0	0	4
11/14/22	Monmouth	28	2-2	1.000	0-0	.000	0-0	.000	3	2	5	4.7	3	2	0	0	1	4
11/18/22	vs UCLA	7	0-1	.000	0-0	.000	0-0	.000	0	1	1	3.8	2	0	1	0	1	0
11/20/20	vs Virginia	8	0-1	.000	0-0	.000	0-0	.000	1	2	3	3.6	2	0	0	0	0	0
11/25/22	Lindenwood	23	1-1	1.000	0-0	.000	0-0	.000	2	1	3	3.5	2	2	3	0	1	2
11/29/22	Syracuse	15	2-4	.500	0-0	.000	0-0	.000	0	1	1	3.1	0	2	0	0	0	4
12/02/22	at Maryland	9	0-1	.000	0-0	.000	0-0	.000	0	1	1	2.9	0	1	0	0	0	0
12/06/22	vs. Texas	7	0-1	.000	0-0	.000	0-0	.000	0	4	4	3.0	2	0	0	1	0	0
12/10/22	Penn St.	14	3-5	.600	0-0	.000	0-0	.000	2	1	3	3.0	2	0	0	0	1	6
12/17/22	Alabama A&M	21	0-1	.000	0-0	.000	1-2	.500	2	3	5	3.2	0	1	2	0	0	1
12/22/22	vs Missouri	16	0-1	.000	0-0	.000	0-0	.000	1	0	1	3.0	3	0	0	0	1	0
12/29/22	Bethune-Cookman	18	1-3	.333	0-0	.000	1-2	.500	0	2	2	2.9	2	1	2	0	1	3
01/04/23	at Northwestern	2	0-0	.000	0-0	.000	0-0	.000	0	1	1	2.8	0	0	0	0	0	0
01/07/23	Wisconsin	12	1-4	.250	0-0	.000	0-0	.000	1	2	3	2.8	0	0	1	0	0	2
01/10/23	at Nebraska	16	1-2	.500	0-0	.000	2-4	.500	4	3	7	3.1	2	1	0	1	1	4
01/13/23	Michigan St.	8	0-1	.000	0-0	.000	0-0	.000	0	1	1	2.9	0	0	0	0	0	0
01/16/23	at Minnesota	22	4-5	.800	0-0	.000	0-2	.000	3	5	8	3.2	2	0	1	1	0	8
01/19/23	Indiana	8	0-1	.000	0-0	.000	0-0	.000	0	1	1	3.1	1	1	0	0	0	0
01/24/23	Ohio St.	15	2-3	.667	0-0	.000	0-0	.000	3	5	8	3.4	3	1	2	0	1	4
01/28/23	at Wisconsin	8	0-0	.000	0-0	.000	0-2	.000	0	1	1	3.2	0	0	0	0	0	0
01/31/23	Nebraska	19	3-3	1.000	0-0	.000	1-2	.500	6	1	7	3.4	2	1	0	0	2	7
02/04/23	at Iowa	18	3-3	1.000	0-0	.000	0-0	.000	2	4	6	3.5	4	1	3	0	2	6
02/11/23	Rutgers	17	1-4	.250	0-0	.000	0-0	.000	1	6	7	3.7	2	1	0	1	0	2
02/14/23	at Penn St.	26	5-6	.833	0-0	.000	1-2	.500	4	4	8	3.8	3	3	1	0	1	11
02/18/23	at Indiana	27	2-7	.286	0-0	.000	0-0	.000	2	3	5	3.9	2	2	1	1	1	4
02/20/23	Minnesota	17	0-0	.000	0-0	.000	0-0	.000	3	1	4	3.9	4	0	0	0	0	2
02/23/23	Northwestern	30	3-5	.600	0-0	.000	0-0	.000	2	6	8	4.0	4	1	1	0	0	6
02/26/23	at Ohio St.	28	2-4	.500	0-0	.000	2-4	.500	1	3	4	4.0	1	1	1	0	1	6
03/02/23	Michigan	33	6-9	.667	0-0	.000	2-3	.667	5	2	7	4.1	2	1	2	1	1	14
03/05/23	at Purdue	22	0-1	.000	0-0	.000	1-2	.500	1	2	3	4.1	2	2	2	0	1	1
03/09/23	vs. Penn St.	12	1-4	.250	0-0	.000	0-0	.000	3	0	3	4.1	1	0	0	0	1	2
03/16/23	vs. Arkansas																	

CAREER/SEASON HIGHS

PTS: 14
vs. Michigan (3/2/23)

FG: 6
vs. Michigan (3/2/23)

FG ATT: 9
vs. Michigan (3/2/23)

3-PT: 0

3-PT ATT: 1
vs. Texas (12/6/22)

FT: 2 (three times)
last vs. Michigan (3/2/23)

FT ATT: 6
vs. Eastern Illinois (11/7/22)

REB: 8 (five times)
last vs. Northwestern (2/23/23)

AST: 5
vs. Eastern Illinois (11/7/22)

STL: 2 (twice)
last at Iowa (2/4/23)

BLK: 1 (six times)
last vs. Michigan (3/2/23)

MIN: 32:50
vs. Michigan (3/2/23)

CAREER STATISTICS

	G	GS	MIN	AVG	FIELD GOALS			THREE-POINTERS			FREE THROWS			OREB.	REBOUNDS		AVG.	PF	FO	AST	AST/G	TO	BLK	STL	PTS	PPG
					FG	FGA	PCT	3PM	3PA	PCT	FTM	FTA	PCT		DREB.	TOT.										
2022-23	32	0	549	17.2	45	88	.511	0	1	.000	12	31	.387	54	76	130	4.1	56	0	31	1.0	26	6	18	102	3.2



2 CONNOR SERVEN

JUNIOR // FORWARD // 6-9 // 235

PRAIRIE CITY, ILL. // ST. RITA H.S.

2022-23

- In third year as Illini walkon
- Sideline for remainder of season
- Played in 5 games
- Career-high 2 rebounds vs. Monmouth (11/14)

2021-22

- Academic All-Big Ten selection
- Walkon played in six games on the season
- Played career-high four minutes vs. Saint Francis PA (12/18/21), grabbing one rebound

2020-21

- Played in seven games on the year
- Made debut vs. North Carolina A&T (11/25/20), recording first career basket and rebound

HIGH SCHOOL

- Averaged 8.3 points, 7.0 rebounds and 2.4 assists as a senior
- Named Chicago Catholic League honorable mention all-conference
- Helped lead St. Rita to first place in the CCL White division with an 11-4 conference record and perfect 7-0 mark versus division foes
- Received high honors GPA recognition
- Attended Bushnell-Prairie City as a freshman and sophomore

PERSONAL

- Born May 17, 2002
- Majoring in agribusiness markets and management

GAME-BY-GAME STATISTICS

Date	Opponent	GS	MIN	FIELD GOALS			THREES		FREE THROWS		REBOUNDS			PF	A	TO	B	S	POINTS	
				FG	FG%	3FG	3%	FT	FT%	OFF	DEF	REB	RPG						PTS	PPG
11/07/22	Eastern Illinois	9	0-0	.000	0-0	.000	0-0	.000	0	0	0	0.0	0	0	0	0	0	0	0	0.0
11/11/22	Kansas City	2	0-0	.000	0-0	.000	0-0	.000	0	1	1	0.5	0	0	1	0	1	0	0	0.0
11/14/22	Monmouth	4	0-0	.000	0-0	.000	0-0	.000	0	1	2	1.0	1	0	0	0	0	0	0	0.0
11/18/22	vs UCLA	DNP																		
11/20/22	vs Virginia	DNP																		
11/25/22	Lindenwood	3	0-1	.000	0-1	.000	0-0	.000	0	0	0	0.8	0	0	0	0	0	0	0	0.0
11/29/22	Syracuse	2	0-0	.000	0-0	.000	1-2	.500	0	1	1	0.8	1	0	1	0	0	1	0	2
12/02/22	at Maryland	DNP-Inj.																		
12/06/22	vs. Texas	DNP-Inj.																		
12/10/22	Penn St.	DNP-Inj.																		
12/17/22	Alabama A&M	DNP-Inj.																		
12/22/22	vs Missouri	DNP-Inj.																		
12/29/22	Bethune-Cookman	DNP-Inj.																		
01/04/23	at Northwestern	DNP-Inj.																		
01/07/23	Wisconsin	DNP-Inj.																		
01/10/23	at Nebraska	DNP-Inj.																		
01/13/23	Michigan St.	DNP-Inj.																		
01/16/23	at Minnesota	DNP-Inj.																		
01/19/23	Indiana	DNP-Inj.																		
01/24/23	Ohio St.	DNP-Inj.																		
01/28/23	at Wisconsin	DNP-Inj.																		
01/31/23	Nebraska	DNP-Inj.																		
02/04/23	at Iowa	DNP-Inj.																		
02/11/23	Rutgers	DNP-Inj.																		
02/14/23	at Penn St.	DNP-Inj.																		
02/18/23	at Indiana	DNP-Inj.																		
02/20/23	Minnesota	DNP-Inj.																		
02/23/23	Northwestern	DNP-Inj.																		
02/26/23	at Ohio St.	DNP-Inj.																		
03/02/23	Michigan	DNP-Inj.																		
03/05/23	at Purdue	DNP-Inj.																		
03/09/23	vs. Penn St.	DNP-Inj.																		
03/16/23	vs. Arkansas	DNP-Inj.																		

CAREER HIGHS

PTS: 2
vs. North Carolina A&T (11/25/20)

FG: 1
vs. North Carolina A&T (11/25/20)

FG ATT: 1 (three times)
last vs. Lindenwood (11/25/22)

3-PT: 0

3-PT ATT: 1
vs. Lindenwood (11/25/22)

FT: 1
vs. Syracuse (11/29/22)

FT ATT: 2
vs. Syracuse (11/29/22)

REB: 2
vs. Monmouth (11/14/22)

AST: 0

STL: 1
vs. Kansas City (11/11/22)

BLK: 0

MIN: 8:51
vs. Eastern Illinois (11/7/22)

SEASON HIGHS

PTS: 1
vs. Syracuse (11/29/22)

FG: 0

FG ATT: 1
vs. Lindenwood (11/25/22)

3-PT: 0

3-PT ATT: 1
vs. Lindenwood (11/25/22)

FT: 1
vs. Syracuse (11/29/22)

FT ATT: 2
vs. Syracuse (11/29/22)

REB: 2
vs. Monmouth (11/14/22)

AST: 0

STL: 1
vs. Kansas City (11/11/22)

BLK: 0

MIN: 8:51
vs. Eastern Illinois (11/7/22)

CAREER STATISTICS

	G	GS	MIN	AVG	FIELD GOALS			THREE-POINTERS			FREE THROWS			REBOUNDS			PF	FO	AST	AST/G	TO	BLK	STL	PTS	PPG	
					FG	FGA	PCT	3PM	3PA	PCT.	FTM	FTA	PCT.	OREB.	DREB.	REB.	AVG.									
2020-21	7	0	13	1.9	1	1	1.000	0	0	.000	0	0	.000	1	1	2	0.3	2	0	0	0.0	1	0	0	2	0.3
2021-22	6	0	11	1.9	0	1	.000	0	1	.000	0	0	.000	0	1	1	0.2	0	0	0	0.0	0	0	0	0	0.0
2022-23	5	0	20	4.0	0	1	.000	0	1	.000	1	2	.500	1	3	4	0.8	2	0	0	0.0	2	0	1	1	0.2
Total	18	0	45	2.5	1	3	.333	0	2	.000	1	2	.500	2	5	7	0.4	4	0	0	0.0	3	0	1	3	0.2



TERRENCE SHANNON JR.

SENIOR // GUARD // 6-6 // 225

CHICAGO, ILL. // IMG ACADEMY (FLA.) // TEXAS TECH

2022-23

- First-Team All-Big Ten (coaches); Second-Team All-Big Ten (media)
- USBWA All-District V Team
- NABC Second-Team All-District 7
- Played in 30 of 32 games (29 starts), and ranks sixth in Big Ten in scoring at 17.1 ppg
- Fourth on team in rebounding (4.7 rpg) and second in assists (2.9 apg, 17th in BIG)
- Second in BIG in free throws made (156) and attempted (197)
- Team-high 19 points with 5 boards and 4 assists in Big Ten Tournament vs. Penn State (3/9)
- 21 points, 7 rebounds and 4 assists in 20T win over Michigan on Senior Night (3/2)
- 26 points, with 24 coming in second half, in comeback win over #21 Northwestern (2/23)
- 20 points, 4 assists and 3 steals at Penn State (2/14)
- Game-high 17 points with 7 boards in win over Ohio State (1/24)
- BIG-high 26 points (4-7 from three), three assists and three steals vs. Indiana (1/19)
- Second double-double, fourth of career with 25 points and season-high 11 boards in win at Nebraska (1/10), along with 4 assists and career-high tying 4 steals
- Game-high 24 points (7-11 FG) with 8 rebounds in win over #14 Wisconsin (1/7)
- 22 points, 7 rebounds and 5 assists vs. Missouri (12/22)
- 16 points – including 12 in overtime – and career-high 3 steals in win over #2 Texas (12/6)
- 19 points with 7 boards at #22 Maryland (12/2)
- Big Ten Player of the Week (Nov. 21)
- 29 points in win over #8 UCLA (11/18), tying school record with 3 threes (8-9 3FG) and grabbing game-high 10 boards for third career double-double

- Career-high 30 points with 8 boards on 9-14 FG and 4 threes vs. Monmouth (11/14)
- 24 points (13-15 FT) with 8 boards in Illini debut vs. Eastern Illinois (11/7)
- Jerry West Shooting Guard of the Year Award Top 10 Candidate
- USBWA Oscar Robertson Trophy Midseason Watch List
- The Athletic Midseason All-Transfer Team

CAREER (AT TEXAS TECH)

- Played three years at Texas Tech where he helped the Red Raiders to the NCAA Tournament Round of 32 in 2021 and Sweet 16 in 2022
- Played in 83 career games at Texas Tech, totaling 915 points, 223 rebounds, 120 assists and 80 steals

2021-22 (AT TEXAS TECH)

- Big 12 All-Tournament Team
- First-Team Academic All-Big 12
- Played in 26 games, starting 20, and averaged 10.4 points, 2.6 rebounds and 2.0 assists
- Shot 45.5% from the field and career-best 38.4% from three
- 20 points in NCAA Tournament first round vs. Montana State (3/18/22)
- Season-high 23 points vs. West Virginia (1/22/22)
- Double-double with 18 points and career-high 12 rebounds vs. Tennessee (12/7/21)

PERSONAL

- Born July 30, 2000
- Majoring in sociology

GAME-BY-GAME STATISTICS

		FIELD GOALS				THREES		FREE THROWS		REBOUNDS								POINTS		
Date	Opponent	GS	MIN	FG	FG%	3FG	3%	FT	FT%	OFF	DEF	REB	RPG	PF	A	TO	B	S	PTS	PPG
11/07/22	Eastern Illinois	*	26	5-8	.625	1-3	.333	13-15	.867	3	5	8	8.0	0	2	3	1	1	24	24.0
11/11/22	Kansas City	*	26	4-12	.333	1-5	.200	5-7	.714	1	3	4	6.0	0	5	1	0	1	14	19.0
11/14/22	Monmouth	*	23	9-14	.643	4-9	.444	8-10	.800	2	6	8	6.7	0	4	2	1	1	30	22.7
11/18/22	vs UCLA	*	39	9-13	.692	8-9	.889	3-7	.429	0	10	10	7.5	2	3	2	1	0	29	24.3
11/20/20	vs Virginia	*	36	4-10	.400	1-5	.200	0-2	.000	0	4	4	6.8	5	6	6	0	1	9	21.2
11/25/22	Lindenwood	*	25	6-11	.545	1-3	.333	3-3	1.000	1	2	3	6.2	0	3	1	0	2	16	20.3
11/29/22	Syracuse	*	33	5-17	.294	5-15	.333	2-2	1.000	5	2	7	6.3	1	2	2	2	0	17	19.9
12/02/22	at Maryland	*	37	7-16	.438	0-5	.000	5-6	.833	4	3	7	6.4	2	3	2	1	1	19	19.8
12/06/22	vs. Texas	*	35	5-14	.357	1-4	.250	5-5	1.000	0	5	5	6.2	3	0	2	0	3	16	19.3
12/10/22	Penn St.	*	26	2-7	.286	0-3	.000	0-0	.000	0	2	2	5.8	1	0	3	1	0	4	17.8
12/17/22	Alabama A&M	*	34	5-12	.417	1-5	.200	7-10	.700	1	1	2	5.5	1	2	2	0	1	18	17.8
12/22/22	vs Missouri	*	37	6-13	.462	0-5	.000	10-12	.833	5	2	7	5.6	3	5	2	0	1	22	18.2
12/29/22	Bethune-Cookman	*	26	3-7	.429	2-4	.500	5-6	.833	1	2	3	5.4	0	3	3	0	4	13	17.8
01/04/23	at Northwestern	*	33	3-8	.375	2-4	.500	1-2	.500	1	4	5	5.4	5	7	3	0	0	9	17.1
01/07/23	Wisconsin	*	31	7-11	.636	1-2	.500	9-12	.750	0	8	8	5.5	4	3	2	1	1	24	17.6
01/10/23	at Nebraska	*	35	10-17	.588	2-7	.286	3-5	.600	4	7	11	5.9	2	4	0	0	4	25	18.1
01/13/23	Michigan St.	*	34	5-13	.385	1-5	.200	6-6	1.000	0	5	5	5.8	1	1	1	0	1	17	18.0
01/16/23	at Minnesota	*	27	2-12	.167	0-3	.000	7-8	.875	0	4	4	5.7	2	4	3	0	1	11	17.6
01/19/23	Indiana	*	37	8-18	.444	4-7	.571	6-10	.600	1	0	1	5.5	1	3	4	1	3	26	18.1
01/24/23	Ohio St.	*	36	4-10	.400	0-3	.000	9-9	1.000	3	4	7	5.6	1	3	1	0	1	17	18.0
01/28/23	at Wisconsin	*	24	2-6	.333	0-1	.000	2-2	1.000	1	1	2	5.4	3	1	6	0	0	6	17.4
01/31/23	Nebraska	*	32	5-13	.385	2-8	.250	1-2	.500	0	2	2	5.2	3	5	3	0	3	13	17.2
02/04/23	at Iowa	*	33	3-10	.300	2-6	.333	3-3	1.000	0	2	2	5.1	5	1	4	0	2	11	17.0
02/11/23	Rutgers	*	31	4-7	.571	2-4	.500	5-6	.833	0	4	4	5.0	2	1	1	3	0	15	16.9
02/14/23	at Penn St.	*	34	5-14	.357	1-5	.200	9-10	.900	1	2	3	5.0	5	4	2	0	3	20	17.0
02/18/23	at Indiana	DNP-Inj.																		
02/20/23	Minnesota	DNP-Inj.																		
02/23/23	Northwestern	*	28	8-10	.800	4-5	.800	6-9	.667	0	1	1	4.8	3	0	3	1	1	26	17.3
02/26/23	at Ohio St.	*	28	3-12	.250	0-3	.000	4-4	1.000	1	3	4	4.8	5	2	4	0	0	10	17.1
03/02/23	Michigan	*	44	4-14	.286	0-5	.000	13-16	.813	2	5	7	4.9	2	4	2	1	1	21	17.2
03/05/23	at Purdue	*	33	4-7	.571	2-3	.667	3-3	1.000	0	1	1	4.7	5	2	6	1	0	13	17.1
03/09/23	vs. Penn St.	*	37	7-14	.500	2-7	.286	3-5	.600	1	4	5	4.7	4	4	2	0	1	19	17.1
03/16/23	vs. Arkansas																			

CAREER HIGHS

PTS: 30
vs. Monmouth (11/14/22)

FG: 10
at Nebraska (1/10/23)

FG ATT: 18 (twice)
last vs. Indiana (1/19/23)

3-PT: 8
vs. UCLA (11/18/22)

3-PT ATT: 15
vs. Syracuse (11/29/22)

FT: 13 (twice)
last vs. Michigan (3/2/23)

FT ATT: 16
vs. Michigan (3/2/23)

REB: 12
vs. Tennessee (12/7/21)

AST: 7
at Northwestern (1/4/23)

STL: 4 (twice)
last at Nebraska (1/10/23)

BLK: 3
vs. Rutgers (2/11/23)

MIN: 43:40
vs. Michigan (3/2/23)

SEASON HIGHS

PTS: 30
vs. Monmouth (11/14/22)

FG: 10
at Nebraska (1/10/23)

FG ATT: 18
vs. Indiana (1/19/23)

3-PT: 8
vs. UCLA (11/18/22)

3-PT ATT: 15
vs. Syracuse (11/29/22)

FT: 13 (twice)
last vs. Michigan (3/2/23)

FT ATT: 16
vs. Michigan (3/2/23)

REB: 11
at Nebraska (1/10/23)

AST: 7
at Northwestern (1/4/23)

STL: 4 (twice)
last at Nebraska (1/10/23)

BLK: 3
vs. Rutgers (2/11/23)

MIN: 43:40
vs. Michigan (3/2/23)

CAREER STATISTICS AT TEXAS TECH

	G	GS	MIN	AVG	FIELD GOALS			THREE-POINTERS			FREE THROWS			REBOUNDS			PF	FO	AST	AST/G	TO	BLK	STL	PTS	PPG	
					FG	FGA	PCT	3PM	3PA	PCT.	FTM	FTA	PCT.	OREB.	DREB.	REB.	AVG.									
2019-20	29	21	681	23.5	94	200	.470	9	35	.257	87	105	.829	31	89	120	4.1	66	2	29	1.0	37	12	26	284	9.8
2020-21	28	13	746	26.6	120	268	.448	30	84	.357	90	119	.756	32	79	111	4.0	49	1	39	1.4	38	4	32	360	12.9
2021-22	26	20	649	25.0	90	198	.455	33	86	.384	58	74	.784	13	55	68	2.6	42	0	52	2.0	51	5	22	271	10.4
Total	83	54	2076	25.0	304	666	.456	72	205	.351	235	298	.789	76	223	299	3.6	157	3	120	1.4	126	21	80	915	11.0

CAREER STATISTICS AT ILLINOIS

2022-23	30	29	960	32.0	154	350	.440	50	153	.327	156	197	.792	38	104	142	4.7	71	6	87	2.9	78	15	38	514	17.1
---------	----	----	-----	------	-----	-----	------	----	-----	------	-----	-----	------	----	-----	-----	-----	----	---	----	-----	----	----	----	-----	------

COMBINED CAREER STATISTICS

Total	113	83	3039	26.9	458	1016	.451	122	358	.341	391	495	.790	114	327	441	3.9	228	9	207	1.8	204	36	118	1429	12.6
-------	-----	----	------	------	-----	------	------	-----	-----	------	-----	-----	------	-----	-----	-----	-----	-----	---	-----	-----	-----	----	-----	------	------



22 PAXTON WARDEN

FRESHMAN // GUARD // 6-4 // 180
GLEN ELLYN, ILL. // GLENBARD WEST H.S.

2022-23

- In first season as Illini walkon
- Has appeared in 10 games
- Scored first career points on layup at Minnesota (1/16)

HIGH SCHOOL

- Played on one of the most dominant teams in state history, Glenbard West, which finished 37-1 and won the 2022 IHSA Class 4A championship for the school's first-ever state title
- Led all scorers with 21 points (8-10 FG) in the championship game, a 56-34 victory over Whitney Young
- Averaged 11.6 points and 3.7 rebounds during his senior season, shooting 55% from the field and 42% from 3-point range

PERSONAL

- Born June 1, 2004
- Enrolled in the Division of General Studies (undeclared)

GAME-BY-GAME STATISTICS

Date	Opponent	GS	MIN	FIELD GOALS		THREES		FREE THROWS		REBOUNDS				PF	A	TO	B	S	POINTS	
				FG	FG%	3FG	3%	FT	FT%	OFF	DEF	REB	RPG						PTS	PPG
11/07/22	Eastern Illinois	2		0-0	.000	0-0	.000	0-0	.000	0	0	0	0.0	0	0	0	0	0	0	0.0
11/11/22	Kansas City	3		0-1	.000	0-1	.000	0-0	.000	0	0	0	0.0	0	0	0	1	0	0	0.0
11/14/22	Monmouth	3		0-2	.000	0-2	.000	0-0	.000	0	0	0	0.0	0	0	2	0	0	0	0.0
11/18/22	vs UCLA	DNP																		
11/20/20	vs Virginia	DNP																		
11/25/22	Lindenwood	1		0-0	.000	0-0	.000	0-0	.000	0	0	0	0.0	0	0	0	0	0	0	0.0
11/29/22	Syracuse	1		0-0	.000	0-0	.000	0-0	.000	0	0	0	0.0	0	0	0	0	0	0	0.0
12/02/22	at Maryland	DNP																		
12/06/22	vs. Texas	DNP																		
12/10/22	Penn St.	DNP																		
12/17/22	Alabama A&M	1		0-0	.000	0-0	.000	0-0	.000	0	0	0	0.0	0	0	0	0	0	0	0.0
12/22/22	vs Missouri	DNP																		
12/29/22	Bethune-Cookman	1		0-0	.000	0-0	.000	0-0	.000	0	0	0	0.0	0	0	0	0	0	0	0.0
01/04/23	at Northwestern	0		0-0	.000	0-0	.000	0-0	.000	0	0	0	0.0	0	0	0	0	0	0	0.0
01/07/23	Wisconsin	DNP																		
01/10/23	at Nebraska	1		0-0	.000	0-0	.000	0-0	.000	0	0	0	0.0	0	0	0	0	0	0	0.0
01/13/23	Michigan St.	DNP																		
01/16/23	at Minnesota	2		1-1	1.000	0-0	.000	0-0	.000	0	0	0	0.0	0	0	0	0	0	2	0.2
01/19/23	Indiana	DNP																		
01/24/23	Ohio St.	DNP																		
01/28/23	at Wisconsin	DNP																		
01/31/23	Nebraska	DNP																		
02/04/23	at Iowa	DNP																		
02/11/23	Rutgers	DNP																		
02/14/23	at Penn St.	DNP																		
02/18/23	at Indiana	DNP																		
02/20/23	Minnesota	DNP																		
02/23/23	Northwestern	DNP																		
02/26/23	at Ohio St.	DNP																		
03/02/23	Michigan	DNP																		
03/05/23	at Purdue	DNP																		
03/09/23	vs. Penn St.	DNP																		
03/16/23	vs. Arkansas																			

CAREER/SEASON HIGHS

PTS: 2
at Minnesota (1/16/23)

FG: 1
at Minnesota (1/16/23)

FG ATT: 2
vs. Monmouth (11/14/22)

3-PT: 0

3-PT ATT: 2
vs. Monmouth (11/14/22)

FT: 0

FT ATT: 0

REB: 0

AST: 0

STL: 0

BLK: 0

MIN: 3:10
vs. Monmouth (11/14/22)

CAREER STATISTICS

	G	GS	MIN	AVG	FIELD GOALS			THREE-POINTERS			FREE THROWS			REBOUNDS			PF	FO	AST	AST/G	TO	BLK	STL	PTS	PPG
					FG	FGA	PCT	3PM	3PA	PCT	FTM	FTA	PCT	DREB.	REB.	AVG.									
2022-23	10	0	15	1.5	1	4	.250	0	3	.000	0	0	.000	0	0	0.0	0	0	0	0.0	2	1	0	2	0.2

2022-23 RESULTS

<u>DATE</u>	<u>OPPONENT</u>	<u>SCORE</u>	<u>ATTENDANCE</u>	<u>HIGH POINTS</u>	<u>HIGH REBOUNDS</u>
Nov. 7	Eastern Illinois	W, 87-57	14,543	24 – Shannon Jr.	12 – Hawkins
Nov. 11	Kansas City	W, 86-48	15,331	20 – Dainja	15 – Dainja
Nov. 14	Monmouth	W, 103 -65	13,772	30 – Shannon Jr.	8 – Shannon Jr.
Nov. 18	vs. #8 UCLA	W, 79-70	8,707	29 – Shannon Jr.	10 – Shannon Jr.
Nov. 20	vs. #16 Virginia	L, 61-70	7,678	14 – Epps	6 – Dainja
Nov. 25	Lindenwood	W, 92-59	12,552	19 – Clark	9 – Mayer
Nov. 29	Syracuse	W, 73-44	15,544	17 – Shannon Jr.	10 – Hawkins
Dec. 2	at #22 Maryland	L, 66-71	16,380	19 – Shannon Jr.	7 – Hawkins, Melendez & Shannon Jr.
Dec. 6	vs. #2 Texas	W, 85-78 (OT)	17,828	21 – Mayer	7 – Hawkins
Dec. 10	Penn State	L, 59-74	15,544	14 – Mayer	7 – Clark & Hawkins
Dec. 17	Alabama A&M	W, 68-47	13,813	21 – Mayer	8 – Harris
Dec. 22	vs. Missouri	L, 71-93	18,452	22 – Shannon Jr.	7 – Shannon Jr.
Dec. 29	Bethune-Cookman	W, 85-52	15,544	22 – Dainja	11 – Hawkins
Jan. 4	at Northwestern	L, 60-73	7,039	17 – Mayer	9 – Hawkins
Jan. 7	#14 Wisconsin	W, 79-69	15,544	24 – Shannon Jr.	8 – Shannon Jr.
Jan. 10	at Nebraska	W, 76-50	12,756	25 – Shannon Jr.	11 – Shannon Jr.
Jan. 13	Michigan State	W, 75-66	15,544	20 – Dainja	8 – Hawkins
Jan. 16	at Minnesota	W, 78-60	9,874	19 – Mayer	10 – Mayer
Jan. 19	Indiana	L, 65-80	15,544	26 – Shannon Jr.	8 – Dainja
Jan. 24	Ohio State	W, 69-60	15,544	17 – Shannon Jr.	9 – Hawkins
Jan. 28	at Wisconsin	W, 61-51	17,071	26 – Mayer	9 – Hawkins
Jan. 31	Nebraska	W, 72-56	15,544	16 – Mayer	8 – Hawkins
Feb. 4	at Iowa	L, 79-81	15,056	21 – Mayer	9 – Dainja & Hawkins
Feb. 11	#24 Rutgers	W, 69-60	15,544	18 – Hawkins	8 – Hawkins & Mayer
Feb. 14	at Penn State	L, 81-93	7,297	20 – Shannon Jr.	8 – Rodgers
Feb. 18	at #14 Indiana	L, 68-71	17,222	24 – Mayer	8 – Mayer
Feb. 20	Minnesota	W, 78-69	15,544	22 – Mayer	11 – Melendez
Feb. 23	#21 Northwestern	W, 66-62	15,544	26 – Shannon Jr.	8 – Mayer & Rodgers
Feb. 26	at Ohio State	L, 60-72	14,212	14 – Hawkins	7 – Hawkins
March 2	Michigan	W, 91-87 (20T)	15,544	24 – Mayer	7 – Hawkins, Mayer, Rodgers, & Shannon Jr.
March 5	at #5 Purdue	L, 71-76	14,876	16 – Mayer	6 – Mayer
March 9	vs. Penn State	L, 76-79	16,104	19 – Shannon Jr.	8 – Mayer
March 16	vs. Arkansas				

ATTENDANCE					
	Games	Totals	Average	High Game	Sellouts
HOME	17	256,539	15,090	15,544 (12)	12
AWAY	10	131,753	13,175	17,222	5
NEUTRAL	5	68,769	13,754	18,452	0
TOTAL	32	457,061	14,283	18,452	17

GAME-BY-GAME TEAM STATISTICS

	GAME	FGM-A/%	3PM-A/%	FTM-A/%	OR-DR—TOT	PF	A	TO	B	S	PTS (1st-2nd-OT)
Nov. 7	Illinois	30-64/.469	9-26/.346	18-33/.545	20-33-53	16	16	15	9	10	87 (46-41)
	Eastern Illinois	21-60/.350	3-15/.200	12-20/.600	10-20-30	25	9	18	2	12	57 (31-26)
Nov. 11	Illinois	30-64/.469	8-27/.296	18-26/.692	14-29-43	11	15	11	8	11	86 (39-47)
	Kansas City	20-64/.313	3-21/.143	5-7/.714	15-25-40	21	8	24	2	5	48 (23-25)
Nov. 14	Illinois	37-62/.597	14-33/.424	15-20/.750	11-24-35	23	21	18	4	11	103 (63-40)
	Monmouth	21-49/.429	6-16/.375	17-23/.739	5-16-21	21	11	24	0	6	65 (33-32)
Nov. 18	Illinois	27-51/.529	12-25/.480	13-19/.684	5-33-38	17	19	21	4	8	79 (28-51)
	vs. UCLA	27-72/.375	9-22/.409	7-14/.500	16-23-39	15	17	15	3	10	70 (37-33)
Nov. 20	Illinois	24-59/.407	9-26/.346	4-9/.444	11-23-34	22	11	13	4	5	61 (31-30)
	vs. Virginia	20-48/.417	5-17/.294	25-32/.781	9-28-37	14	10	12	2	8	70 (29-41)
Nov. 25	Illinois	36-62/.581	11-30/.367	9-11/.818	11-27-38	12	17	22	2	16	92 (49-43)
	Lindenwood	24-58/.414	5-18/.278	6-6/1.000	7-15-22	10	9	22	1	7	59 (25-34)
Nov. 29	Illinois	24-67/.358	11- 39 /.282	14-22/.636	17-29-46	15	21	7	6	7	73 (30-43)
	Syracuse	15-54/.278	5-17/.294	9-17/.529	12-30-42	22	11	17	5	3	44 (23-21)
Dec. 2	Illinois	27-61/.443	5-20/.250	7-8/.875	13-20-33	18	8	12	7	5	66 (34-22)
	at Maryland	24-54/.444	9-23/.391	14-18/.778	10-21-31	13	9	11	3	3	71 (41-30)
Dec. 6	Illinois	27-60/.450	10-23/.435	21-31/.677	10-32-42	20	11	17	12	7	85 (37-31-17)
	vs. Texas	29-69/.420	7-22/.318	13-19/.684	13-27-40	24	20	14	3	8	78 (34-34-10)
Dec. 10	Illinois	23-52/.442	7-23/.304	6-12/.500	7-25-32	11	11	12	4	4	59 (38-21)
	Penn State	27-54/.500	12-24/.500	8-10/.800	3-23-26	15	13	9	1	9	74 (47-27)
Dec. 17	Illinois	24-57/.421	7-27/.259	13-23/.565	16-30-46	16	9	18	6	7	68 (36-32)
	Alabama A&M	17-56/.304	3-17/.176	10-14/.714	11-22-33	23	2	18	6	7	47 (19-28)
Dec. 22	Illinois	25-62/.403	7-31/.226	14-19/.737	19-18-37	16	10	17	1	6	71 (27-44)
	vs. Missouri	35-59/.593	10-20/.500	13-18/.722	9-19-28	20	23	10	2	13	93 (51-42)
Dec. 29	Illinois	29-59/.492	8-28/.286	19-27/.704	9-30-39	16	17	15	10	10	85 (47-38)
	Bethune-Cookman	17-58/.293	3-13/.231	15-20/.750	12-24-36	21	6	21	3	12	52 (19-33)
Jan. 4	Illinois	23-58/.397	8-28/.286	6-10/.600	9-29-38	29	13	15	6	2	60 (27-33)
	at Northwestern	17-53/.321	7-18/.389	32-40/.800	9-26-35	17	11	8	3	11	73 (31-42)
Jan. 7	Illinois	25-53/.472	10-19/. 526	19-26/.731	7-30-37	14	14	10	6	5	79 (30-49)
	Wisconsin	28-64/.438	8-29/.276	5-12/.417	10-24-34	21	12	9	2	6	69 (27-42)
Jan. 10	Illinois	28-61/.459	8-29/.276	12-18/.667	13-28-41	21	15	11	7	12	76 (34-42)
	at Nebraska	20-54/.370	4-14/.286	6-11/.545	9-24-33	17	8	17	2	3	50 (23-27)
Jan. 13	Illinois	27-60/.450	6-18/.333	15-18/.833	8-22-30	11	11	5	10	4	75 (33-42)
	Michigan State	28-65/.431	0-7/.000	10-13/.769	15-27-42	18	4	9	2	2	66 (37-29)
Jan. 16	Illinois	32-64/.500	5-16/.313	9-14/.643	14- 36 -50	21	17	11	7	2	78 (35-43)
	at Minnesota	21-58/.362	3-13/.231	15-25/.600	8-21-29	14	13	5	2	5	60 (32-28)
Jan. 19	Illinois	24-62/.387	8-19/.421	9-23/.391	14-13-27	8	7	9	2	11	65 (33-32)
	Indiana	34-55/.618	3-9/.333	9-13/.692	9-30-39	19	13	17	6	4	80 (43-37)
Jan. 24	Illinois	24-59/.407	5-28/.179	16-18/. 889	14-30-44	20	13	12	6	4	69 (34-35)
	Ohio State	22-60/.367	4-10/.400	12-20/.600	10-20-30	16	8	6	3	6	60 (26-34)
Jan. 28	Illinois	22-51/.431	6-20/.300	11-18/.611	7-30-37	14	7	11	5	2	61 (20-41)
	at Wisconsin	19-57/.333	9-27/.333	4-7/.571	6-25-31	18	9	9	0	6	51 (16-35)
Jan. 31	Illinois	25-60/.417	5-29/.172	17-22/.773	9-27-36	14	14	13	4	9	72 (38-34)
	Nebraska	20-50/.400	8-20/.400	8-10/.800	3-26-29	20	9	19	2	5	56 (37-19)
Feb. 4	Illinois	27-55/.491	7-22/.318	18-23/.783	13-24-37	22	12	14	5	4	79 (36-43)
	at Iowa	24-53/.453	7-19/.368	26-30/.867	8-18-26	21	12	7	2	7	81 (35-46)
Feb. 11	Illinois	27-56/.482	5-20/.250	10-15/.667	11-29-40	11	9	17	7	3	69 (30-39)
	Rutgers	24-69/.348	4-16/.250	8-12/.667	15-20-35	14	7	9	6	9	60 (34-26)
Feb. 14	Illinois	29-61/.475	7-27/.259	16-20/.800	7-25-32	17	13	8	3	7	81 (40-41)
	at Penn State	33-57/.579	12-28/.429	15-19/.789	3-27-30	16	13	7	1	3	93 (53-40)
Feb. 18	Illinois	24-61/.393	6-20/.300	14-18/.778	12-25-37	16	9	11	9	9	68 (38-30)
	at Indiana	29-66/.439	5-11/.455	8-13/.615	15-26-41	17	15	14	7	8	71 (35-36)
Feb. 20	Illinois	27-56/.482	10-26/.385	14-26/.538	10-27-37	18	8	8	2	4	78 (35-43)
	Minnesota	27-57/.474	6-17/.353	9-15/.600	7-26-33	19	14	9	1	5	69 (29-40)
Feb. 23	Illinois	22-50/.440	7-24/.292	15-21/.714	10-30-40	16	6	16	6	6	66 (19-47)
	Northwestern	22-63/.349	9-21/.429	9-12/.750	12-19-31	18	7	10	2	11	62 (37-25)
Feb. 26	Illinois	22-61/.361	6-29/.207	10-14/.714	9-19-28	13	8	11	4	4	60 (29-31)
	at Ohio State	30-56/.536	3-14/.214	9-10/.900	8-32-40	15	10	15	3	6	72 (41-31)
March 2	Illinois	30- 72 /.417	5-18/.278	26-34 /.765	12-33-45	19	9	7	4	9	91 (33-37-11-10)
	Michigan	31-70/.443	8-21/.381	17-24/.708	9-37-46	25	8	12	7	1	87 (31-39-11-6)
March 5	Illinois	24-50/.480	7-22/.318	16-24/.667	10-20-30	23	13	15	7	8	71 (26-45)
	at Purdue	25-53/.472	6-18/.333	20-28/.714	13-16-29	17	15	11	2	11	76 (47-29)
March 9	Illinois	29-64/.453	6-21/.286	12-19/.632	11-21-32	21	15	7	4	7	76 (30-46)
	vs. Penn State	29-56/.518	8-21/.381	13-22/.591	10-24-34	20	13	10	3	4	79 (31-48)
March 16	Illinois										
	vs. Arkansas										

TEAM SUPERLATIVES

ILLINOIS

POINTS	103 vs. Monmouth (11/14/22)
FIRST-HALF POINTS	63 vs. Monmouth (11/14/22)
SECOND-HALF POINTS	51 vs. UCLA (11/18/22)
OVERTIME POINTS	17 vs. Texas (12/6/22)
WINNING MARGIN	38, twice; last (103-65) vs. Monmouth (11/14/22)
FIELD GOALS	37 vs. Monmouth (11/14/22)
FIELD GOAL ATTEMPTS	72 vs. Michigan (3/2/23)
FIELD GOAL PERCENTAGE	.597 (37-62) vs. Monmouth (11/14/22)
3-POINT FIELD GOALS	14 vs. Monmouth (11/14/22)
3-POINT FIELD GOAL ATTEMPTS	39 vs. Syracuse (11/29/22)
3-POINT FIELD GOAL PERCENTAGE	.526 (10-19) vs. Wisconsin (1/7/23)
FREE THROWS	26 vs. Michigan (3/2/23)
FREE THROW ATTEMPTS	34 vs. Michigan (3/2/23)
FREE THROW PERCENTAGE	.889 (16-18) vs. Ohio State (1/24/23)
REBOUNDS	53 vs. Eastern Illinois (11/7/22)
OFFENSIVE REBOUNDS	20 vs. Eastern Illinois (11/7/22)
DEFENSIVE REBOUNDS	36 at Minnesota (1/16/23)
PERSONAL FOULS	29 at Northwestern (1/4/23)
ASSISTS	21, twice; last vs. Syracuse (11/29/22)
TURNOVERS	22 vs. Lindenwood (11/25/22)
STEALS	16 vs. Lindenwood (11/25/22)
BLOCKED SHOTS	12 vs. Texas (12/6/22)
LARGEST LEAD	44 (101-57) vs. Monmouth (11/14/22)
LARGEST DEFICIT	35 (39-74) vs. Missouri (12/22/22)
LARGEST DEFICIT OVERCOME IN A WIN	18 (19-37) vs. Northwestern (2/23/23)
LARGEST LEAD RELINQUISHED IN A LOSS	9 (46-37) at Indiana (2/18/23)
LARGEST HALFTIME LEAD	30 (63-33) vs. Monmouth (11/14/22)
LARGEST HALFTIME DEFICIT	24 (27-51) vs. Missouri (12/22/22)
LARGEST HALFTIME DEFICIT OVERCOME IN A WIN	18 (19-37) vs. Northwestern (2/23/23)
LARGEST HALFTIME LEAD RELINQUISHED IN A LOSS	3 (38-35) at Indiana (2/18/23)

LOWS

59 vs. Penn State (12/10/22)
19 vs. Northwestern (2/23/23)
21 vs. Penn State (12/10/22)
10 (second OT) vs. Michigan (3/2/23)
4, twice; last (91-87) vs. Michigan (3/2/23)
22, three times, last at Ohio State (2/26/23)
50, twice; last at Purdue (3/5/23)
.358 (24-67) vs. Syracuse (11/29/22)
5, six times; last vs. Michigan (3/2/23)
16 at Minnesota (1/16/23)
.179 (5-28) vs. Ohio State (1/24/23)
4 vs. Virginia (11/20/22)
8 at Maryland (12/2/22)
.391 (9-23) vs. Indiana (1/19/23)
27 vs. Indiana (1/19/23)
5 vs. UCLA (11/18/22)
13 vs. Indiana (1/19/23)
9 vs. Indiana (1/19/23)
6, vs. Northwestern (2/23/23)
5 vs. Michigan State (1/13/23)
2, three times; last at Wisconsin (1/28/23)
1 vs. Missouri (12/22/22)

OPPONENTS

POINTS	93, twice, last, Penn State (2/14/23)
FIRST-HALF POINTS	53, Penn State (2/14/23)
SECOND-HALF POINTS	46, Iowa (2/4/23)
OVERTIME POINTS	11 (second OT), Michigan (3/2/23)
WINNING MARGIN	22 (93-71), Missouri (12/22/22)
FIELD GOALS	35, Missouri (12/22/22)
FIELD GOAL ATTEMPTS	72, UCLA (11/18/22)
FIELD GOAL PERCENTAGE	.618 (34-55), Indiana (1/19/23)
3-POINT FIELD GOALS	12, twice; last, Penn State (2/14/23)
3-POINT FIELD GOAL ATTEMPTS	29, Wisconsin (1/7/23)
3-POINT FIELD GOAL PERCENTAGE	.500, twice; last (10-20), Missouri (12/22/22)
FREE THROWS	32, Northwestern (1/4/23)
FREE THROW ATTEMPTS	40, Northwestern (1/4/23)
FREE THROW PERCENTAGE	1.000 (6-6), Lindenwood (11/25/22)
REBOUNDS	46, Michigan (3/2/23)
OFFENSIVE REBOUNDS	16, UCLA (11/18/22)
DEFENSIVE REBOUNDS	37, Michigan (3/2/23)
PERSONAL FOULS	25, twice; last, Michigan (3/2/23)
ASSISTS	23, Missouri (12/22/22)
TURNOVERS	24, twice; last, Monmouth (11/14/22)
STEALS	13, Missouri (12/22/22)
BLOCKED SHOTS	7, twice; last, Michigan (3/2/23)

LOWS

44, Syracuse (11/29/22)
16, Wisconsin (1/28/23)
19, Nebraska (1/31/23)
6 (second OT), Michigan (3/2/23)
2 (81-79), Iowa (3/4/23)
15, Syracuse (11/29/22)
48, Virginia (11/20/22)
.278 (15-54), Syracuse (11/29/22)
0, Michigan State (1/13/23)
7, Michigan State (1/13/23)
.000 (0-7), Michigan State (1/13/23)
4, Wisconsin (1/28/23)
7, twice; last, Wisconsin (1/28/23)
.500 (7-14), UCLA (11/18/22)
21, Monmouth (11/14/22)
3, twice; last, Nebraska (1/31/23)
15, Lindenwood (11/25/22)
10, Lindenwood (11/25/22)
2, Alabama A&M (12/17/22)
5, Minnesota (1/16/23)
1, Michigan (3/2/23)
0, twice; last, Wisconsin (1/28/23)

INDIVIDUAL SUPERLATIVES

ILLINOIS HIGHS

POINTS	30, Terrence Shannon Jr. vs. Monmouth (11/14/22)
FIELD GOALS	10, Terrence Shannon Jr. at Nebraska (1/10/23)
FIELD GOAL ATTEMPTS	20, Matthew Mayer vs. Michigan (3/2/23)
FIELD GOAL PERCENTAGE (MIN. 6 ATT.)	1.000 (6-6), Dain Dainja vs. UCLA (11/18/22)
3-POINT FIELD GOALS	8, Terrence Shannon Jr. vs. UCLA (11/18/22)
3-POINT FIELD GOAL ATTEMPTS	15, Terrence Shannon Jr. vs. Syracuse (11/29/22)
3-POINT FIELD GOAL PERCENTAGE (MIN. 4 ATT.)	1.000 (5-5), Matthew Mayer vs. Texas (12/6/22)
FREE THROWS	13, Terrence Shannon Jr. vs. Michigan (3/2/23)
	13, Terrence Shannon Jr. vs. Eastern Illinois (11/7/22)
FREE THROW ATTEMPTS	16, Terrence Shannon Jr. vs. Michigan (3/2/23)
FREE THROW PERCENTAGE (MIN. 6 ATT.)	1.000 (9-9), Terrence Shannon Jr. vs. Ohio State (1/24/23)
	1.000 (6-6), Terrence Shannon Jr. vs. Michigan State (1/13/23)
	1.000 (6-6), Matthew Mayer vs. Nebraska (1/31/23)
REBOUNDS	15, Dain Dainja vs. Kansas City (11/11/22)
OFFENSIVE REBOUNDS	6, Ty Rodgers vs. Nebraska (1/31/23)
	6, Coleman Hawkins at Iowa (2/4/23)
DEFENSIVE REBOUNDS	10, Dain Dainja vs. Kansas City (11/11/22)
	10, Terrence Shannon Jr. vs. UCLA (11/18/22)
ASSISTS	10, Coleman Hawkins vs. Syracuse (11/29/22)
TURNOVERS	6, Terrence Shannon Jr. at Purdue (3/5/23)
	6, Matthew Mayer vs. Northwestern (2/23/23)
	6, Terrence Shannon Jr. vs. Virginia (11/20/22)
	6, Coleman Hawkins vs. Lindenwood (11/25/22)
	6, Coleman Hawkins vs. Missouri (12/22/22)
	6, Terrence Shannon Jr. at Wisconsin (1/28/23)
STEALS	4, Dain Dainja vs. Bethune-Cookman (12/29/22)
	4, Terrence Shannon Jr. vs. Bethune-Cookman (12/29/22)
	4, Terrence Shannon Jr. Terrence Shannon Jr. at Nebraska (1/10/23)
BLOCKED SHOTS	6, Matthew Mayer vs. Michigan State (1/13/23)
MINUTES	48:42, Coleman Hawkins vs. Michigan (3/2/23)

OPPONENT HIGHS

POINTS	41, Jalen Pickett, Penn State (2/14/23)
FIELD GOALS	15, Jalen Pickett, Penn State (2/14/23)
	15, Trayce Jackson-Davis, Indiana (1/19/23)
FIELD GOAL ATTEMPTS	24, Boo Buie, Northwestern (2/23/23)
FIELD GOAL PERCENTAGE (MIN. 6 ATT.)	.833 (5-6), Joshua Ola-Joseph, Minnesota (2/20/23)
3-POINT FIELD GOALS	6, Andrew Funk, Penn State (3/9/23)
	6, Boo Buie, Northwestern (2/23/23)
	6, Andrew Funk, Penn State (12/10/22)
3-POINT FIELD GOAL ATTEMPTS	11, Boo Buie, Northwestern (2/23/23)
3-POINT FIELD GOAL PERCENTAGE (MIN. 4 ATT.)	.833 (5-6), Hakim Hart, Maryland (12/2/22)
FREE THROWS	15, Tony Perkins, Iowa (2/4/23)
FREE THROW ATTEMPTS	16, Tony Perkins, Iowa (2/4/23)
FREE THROW PERCENTAGE (MIN. 6 ATT.)	1.000 (6-6), Jalen Pickett, Penn State (2/14/23)
	1.000 (8-8), Kobe Brown, Missouri (12/22/22)
	1.000 (6-6), Seth Lundy, Penn State (12/10/22)
REBOUNDS	17, Jesse Edwards, Syracuse (11/29/22)
OFFENSIVE REBOUNDS	7, Clifford Omoruyi, Rutgers (2/11/23)
DEFENSIVE REBOUNDS	13, Hunter Dickinson, Michigan (3/2/23)
	13, Jesse Edwards, Syracuse (11/29/22)
ASSISTS	8, Jalen Pickett, Penn State (3/9/23)
	8, Jalen Pickett, Penn State (2/14/23)
	8, Timmy Allen, Texas (12/6/22)
	8, Kobe Brown, Missouri (12/22/22)
TURNOVERS	6, Myles Ruth, Monmouth (11/14/22)
	6, Derrick Walker, Nebraska (1/31/23)
STEALS	5, Damani McEntire, Bethune-Cookman (12/29/22)
	5, Caleb McConnell, Rutgers (2/11/23)
BLOCKED SHOTS	6, Olisa Blaise Akonobi, Alabama A&M (12/17/22)
MINUTES	47:22, Dug McDaniel, Michigan (3/2/23)

ILLINOIS'

TOP INDIVIDUAL GAMES

POINTS

- 30 . Terrence Shannon Jr. vs. Monmouth (11/14/22)
- 29 . Terrence Shannon Jr. vs. UCLA (11/18/22)
- 36 . Terrence Shannon Jr. vs. Indiana (1/19/23)
- 26 . Terrence Shannon Jr. vs. Northwestern (2/23/23)
- 26 . Matthew Mayer at Wisconsin (1/28/23)

REBOUNDS

- 15 . Dain Dainja vs. Kansas City (11/11/22)
- 12 . Coleman Hawkins vs. Eastern Illinois (11/7/22)
- 11 . RJ Melendez vs. Minnesota (2/20/23)
- 11 . Coleman Hawkins vs. Bethune-Cookman (12/29/22)
- 11 . Terrence Shannon Jr. at Nebraska (1/10/23)

ASSISTS

- 10 . Coleman Hawkins vs. Syracuse (11/29/22)
- 7 . Coleman Hawkins vs. UCLA (11/18/22)
- 7 . Terrence Shannon Jr. at Northwestern (1/4/23)
- 6 . Coleman Hawkins at Purdue (3/5/23)
- 6 . Skyy Clark vs. Monmouth (11/14/22)
- 6 . Terrence Shannon Jr. vs. Virginia (11/20/22)
- 6 . Coleman Hawkins vs. Penn State (12/10/22)
- 6 . Coleman Hawkins vs. Ohio State (1/24/23)

STEALS

- 4 . Dain Dainja vs. Bethune-Cookman (12/29/22)
- 4 . Terrence Shannon Jr. vs. Bethune-Cookman (12/29/22)
- 4 . Terrence Shannon Jr. at Nebraska (1/10/23)
- 3 . Coleman Hawkins vs. Northwestern (2/23/23)
- 3 . Jayden Epps at Indiana (2/18/23)
- 3 . Terrence Shannon Jr. at Penn State (2/14/23)
- 3 . Sencire Harris vs. Eastern Illinois (11/7/22)
- 3 . Jayden Epps vs. Lindenwood (11/25/22)
- 3 . Dain Dainja vs. Lindenwood (11/25/22)
- 3 . RJ Melendez at Maryland (12/2/22)
- 3 . Terrence Shannon Jr. vs. Texas (12/6/22)
- 3 . Sencire Harris vs. Wisconsin (1/7/23)
- 3 . Sencire Harris at Nebraska (1/10/23)
- 3 . Dain Dainja vs. Indiana (1/19/23)
- 3 . Terrence Shannon Jr. vs. Indiana (1/19/23)
- 3 . Terrence Shannon Jr. vs. Nebraska (1/31/23)

BLOCKED SHOTS

- 6 . Matthew Mayer vs. Michigan State (1/13/23)
- 5 . Dain Dainja vs. Kansas City (11/11/22)
- 5 . Matthew Mayer at Indiana (2/18/23)
- 4 . Coleman Hawkins at Maryland (12/2/22)
- 4 . Dain Dainja vs. Bethune-Cookman (12/29/22)

MINUTES

- 48:42 . Coleman Hawkins vs. Michigan (3/2/23)
- 43:40 . Terrence Shannon Jr. vs. Michigan (3/2/23)
- 42:06 . Coleman Hawkins vs. Texas (12/6/22)
- 39:35 . Matthew Mayer vs. Michigan (3/2/23)
- 38:49 . Coleman Hawkins at Maryland (12/2/22)

SPECIALTY STATISTICS

	OPPONENT	Off T0s (ILL-Opp.)	In Paint (ILL-Opp.)	2nd Chance (ILL-Opp.)	Fast Break (ILL-Opp.)	Bench (ILL-Opp.)	Largest Lead	Largest Deficit	ILL Run	Opp. Run	Lead Changes	Ties
Nov. 7	Eastern Illinois	16-11	38-26	21-4	5-7	29-18	35 (80-45)	2 (0-2)	9	8	1	1
Nov. 11	Kansas City	28-8	42-26	18-14	10-4	43-7	38 (86-48)	4 (5-9)	10	5	2	3
Nov. 14	Monmouth	30-15	40-28	9-6	18-8	48-29	38 (101-57)	—	12	6	0	0
Nov. 18	vs. UCLA	17-18	24-22	9-17	13-12	21-14	12 (79-67)	15 (29-44)	10	14	8	4
Nov. 20	vs. Virginia	9-19	28-28	11-10	3-12	22-13	3 (26-23)	11 (58-69)	8	13	10	9
Nov. 25	Lindenwood	26-21	48-34	15-8	18-2	32-29	35 (62-27)	2 (3-5)	10	11	5	1
Nov. 29	Syracuse	18-5	26-18	4-8	5-5	19-10	29 (73-44)	3 (0-3)	12	8	4	2
Dec. 2	at Maryland	16-18	44-28	17-7	12-10	10-8	3 (14-11)	12 (16-28)	9	11	2	3
Dec. 6	vs. Texas	15-17	28-38	10-10	12-10	25-33	7 (77-70)	10 (46-56)	7	12	8	8
Dec. 10	Penn State	12-14	28-26	10-5	4-3	19-3	5 (19-14)	19 (47-66)	9	14	8	6
Dec. 17	Alabama A&M	15-16	28-16	14-12	6-6	7-14	21 (68-47)	3 (0-3)	9	16	1	1
Dec. 22	vs. Missouri	10-33	36-42	11-13	13-18	29-20	2 (12-10)	35 (39-74)	7	15	2	2
Dec. 29	Bethune-Cookman	27-16	42-22	10-6	19-11	20-26	36 (77-41)	—	13	8	0	0
Jan. 4	at Northwestern	4-22	22-14	7-3	6-11	15-12	5 (43-38)	15 (45-60)	8	13	4	3
Jan. 7	Wisconsin	9-15	26-38	4-10	7-5	21-7	15 (64-49)	5 (19-24)	11	6	3	2
Jan. 10	at Nebraska	16-9	30-32	17-10	12-2	25-20	26 (76-50)	2 (5-7)	13	8	3	1
Jan. 13	Michigan State	8-4	38-44	8-16	6-2	10-10	9 (75-66)	9 (41-50)	10	8	4	8
Jan. 16	at Minnesota	6-9	54-28	14-11	7-3	27-13	25 (72-47)	3 (4-7)	12	5	5	2
Jan. 19	Indiana	18-5	32-54	13-16	11-4	13-5	4 (4-0)	21 (41-62)	9	12	1	1
Jan. 24	Ohio State	11-16	38-32	13-7	16-1	9-18	17 (48-31)	4 (59)	10	8	2	1
Jan. 28	at Wisconsin	11-9	26-20	6-6	5-6	2-5	17 (56-39)	4 (9-13)	10	8	6	1
Jan. 31	Nebraska	20-19	36-22	11-3	12-2	17-20	16 (72-56)	7 (5-12)	9	9	7	3
Feb. 4	at Iowa	10-16	36-24	17-11	2-7	8-15	8 (47-39)	5 (22-27)	11	10	9	9
Feb. 11	Rutgers	12-16	38-32	13-18	3-2	7-6	14 (67-53)	8 (22-30)	19	6	4	0
Feb. 14	at Penn State	7-17	38-30	11-4	8-10	17-20	—	17 (91-74)	6	7	0	2
Feb. 18	at Indiana	16-7	32-38	11-18	19-11	13-8	9 (46-37)	5 (10-15)	8	7	4	10
Feb. 20	Minnesota	10-6	30-30	13-7	6-0	1-0	16 (53-37)	—	11	6	0	1
Feb. 23	Northwestern	16-13	24-26	13-13	6-0	38-13	4 (66-62)	18 (37-19)	11	12	1	3
Feb. 26	at Ohio State	9-12	28-46	10-11	11-6	15-18	5 (5-0)	15 (26-41)	10	9	1	1
March 2	Michigan	13-12	46-32	15-9	6-0	20-9	9 (56-47)	7 (74-81)	12	10	11	9
March 5	at Purdue	20-23	32-36	11-10	8-13	22-24	—	24 (27-51)	8	11	0	1
March 9	vs. Penn State	12-9	42-36	19-11	7-3	16-12	6 (46-40)	12 (60-72)	8	7	13	6
March 16	vs. Arkansas											
Totals		467-450	1,100-966	385-314	296-196	620-449						
Average		14.6-14.1	34.4-30.2	12.0-9.8	9.3-6.1	19.4-14.0						
Margin		+0.5	+4.2	+2.2	+3.2	+5.4						

GAME 1

#23/23 ILLINOIS 87, EASTERN ILLINOIS 57

NOV. 7, 2022 // STATE FARM CENTER // CHAMPAIGN, ILL.



Official Basketball Box Score - Final
Eastern Illinois at Illinois
11/07/22 State Farm Center, Champaign, Ill.
2022-23 Men's Basketball

Game Time: 8:00 PM
Game Duration: 2:07
Attendance: 14,543

Officials: Rob Riley, Sr., John Floyd, Brian Shore

Eastern Illinois - 57

Record: 0-1

NO.	Name	Min	FG	3P	FT	Rebounds	Fouls	TP	AS	TO	ST	Blocks	BS	BA												
						OR	DR	TOT						+/−												
2	Paul Bizimana	F 24:07	2-4	0-1	2-2	0	1	1	2	1	6	0	2	0	1	-17										
34	Jermaine Hamlin	C 16:44	2-3	0-0	2-4	0	1	1	4	3	6	0	3	1	1	0	-12									
4	Yaakema Rose	G 25:06	4-9	0-2	2-3	0	4	4	4	2	10	0	0	3	1	0	-17									
10	Kinyon Hodges	G 33:02	5-12	1-3	3-6	2	3	5	1	4	14	2	0	1	0	1	-20									
25	Dan Luers	G 14:39	1-4	1-2	0-0	0	4	4	1	1	3	1	2	2	0	2	-11									
5	Sincere Malone	13:02	1-7	0-1	1-1	2	3	5	4	1	3	1	1	2	0	3	-12									
13	Kyle Carlesimo	18:40	2-6	1-2	0-0	0	1	1	1	1	5	2	3	1	0	0	-10									
24	Kyle Thomas	07:47	0-3	0-0	0-0	1	1	2	2	0	0	0	0	0	0	1	-2									
20	Caleb Donaldson	17:37	1-4	0-1	0-0	0	1	1	2	0	2	0	1	0	0	1	-17									
3	Cameron Haffner	09:02	1-3	0-1	0-0	0	0	0	0	0	2	0	2	0	0	0	-12									
23	Rodolfo Rufino Bolis	12:42	2-3	0-0	0-1	0	1	0	1	3	1	4	2	1	2	0	0	-13								
1	CJ Lane	04:45	0-2	0-2	2-2	1	0	1	0	1	2	1	1	0	0	0	-5									
11	Nick Ellington	02:47	0-0	0-0	0-1	0	1	1	1	0	1	0	0	0	0	0	-2									
Team						3 0 3						0	2													
Totals			21-60			3-15			12-20			10 20 30			25 16 57			9 18 12			2 9 9			-30		

Technical Fouls: NONE

Shooting By Period			
1st FG%	12-29	41.4%	
3PT%	1-5	20.0%	
FT%	6-11	54.5%	
2nd FG%	9-31	29.0%	
3PT%	2-10	20.0%	
FT%	6-9	66.7%	
GM FG%	21-60	35.0%	
3PT%	3-15	20.0%	
FT%	12-20	60.0%	

Dead Ball Rebounds: 3, 2

Game 1 Recap – #23 Illinois 87, Eastern Illinois 57

Illinois dominated in its regular-season opener, posting a 30-point victory over Eastern Illinois at State Farm Center.

Coleman Hawkins registered the second double-double of his career, notching a career-high 23 points and tying a career-best mark in rebounds with 12.

Terrence Shannon Jr. tied his career-best with 24 points, to lead all scorers, and recorded 14 second-half points.

Dain Dainja recorded his first-career double-double, coming off the bench to score 17 points and grab 10 rebounds on 8-of-9 shooting.

The Illini lead climbed as high as 35 points in the second half, while 12 different players picked up minutes in the final 20 minutes.

The Illinois defense made nine blocks, grabbed 10 steals, and forced 18 turnovers, while Eastern Illinois shot 35% from the field.

The Illini outscored the visiting Panthers, 41-26, in the second half while shooting 48.4% during the last 20 minutes of play.

Illinois also dominated in the paint, outrebounding Eastern Illinois, 53-30, and winning the offensive rebound battle, 20-10. The Illini also recorded 21 second-chance points while allowing four.

Illinois - 87

Record: 1-0

NO.	Name		Min	FG MA	3P MA	FT MA	Rebounds DR OT TOT	Fouls PF F	TP	AS	TO	ST	Blocks BS BA	+/-
24	Matthew Mayer	F	15:30	3-9	1-3	0-0	2 2 4	1 1 7	1	2	1	0	0	5
33	Coleman Hawkins	F	24:21	8-14	5-8	2-4	5 7 12	1 3 23	3	0	2	1	0	25
0	Terrence Shannon, Jr.	G	26:26	5-8	1-3	13-15	3 5 8	0 9 24	2	3	1	1	0	27
15	RJ Melendez	G	20:04	0-5	0-5	1-2	1 1 2	1 2 1	0	2	2	3	0	8
55	Sky Clark	G	23:09	1-3	1-3	0-0	1 4 5	3 2 3	1	5	1	0	0	17
20	Ty Rodgers		22:42	0-1	0-0	1-6	2 6 8	2 3 1	5	2	0	0	1	19
3	Jayden Epps		24:09	1-4	0-2	0-0	0 1 1	3 0 2	3	1	0	0	0	13
42	Dain Dainja		15:30	8-9	0-0	1-4	4 6 10	2 4 17	0	0	0	2	0	15
1	Sencire Harris		15:17	4-9	1-2	0-2	2 1 3	2 1 9	1	0	3	1	1	21
2	Connor Serven		08:51	0-0	0-0	0-0	0 0 0	0 0 0	0	0	0	0	0	2
12	Brandon Lieb		02:25	0-0	0-0	0-0	0 0 0	1 0 0	0	0	0	1	0	5
22	Paxton Warden		01:36	0-0	0-0	0-0	0 0 0	0 0 0	0	0	0	0	0	3
Team							0 0 0		0	0				
Totals				30-64	9-26	18-33	20 33 53	16 25 87	16	15	10	9	2	30

Technical Fouls: NONE

Shooting By Period			
1st FG%	15-33	45.5%	
3PT%	7-15	46.7%	
FT%	9-16	56.3%	
2nd FG%	15-31	48.4%	
3PT%	2-11	18.2%	
FT%	9-17	52.9%	
GM FG%	30-64	46.9%	
3PT%	9-26	34.6%	
FT%	18-33	54.5%	

Dead Ball Rebounds: 7, 1

	EIU	ILL
Biggest lead	2 (1st 19:34)	35 (2nd 6:22)
Best Scoring Run	8 (2nd 2:45)	9 (2nd 7:20)
Lead Changes	1	
Times Tied	1	
Time with Lead	00:18	38:40

Points from	EIU	ILL
Turnovers	11	16
Paint	26	38
Second Chance	4	21
Fast Breaks	7	5
Bench	18	29

Period by Period Scoring			
	1st	2nd	TOT
EIU	31	26	57
ILL	46	41	87

GAME 2

#23/23 ILLINOIS 86, KANSAS CITY 48

NOV. 11, 2022 // STATE FARM CENTER // CHAMPAIGN, ILL.



Official Basketball Box Score - Final
Kansas City at Illinois
11/11/22 State Farm Center, Champaign, Ill.
2022-23 Men's Basketball

Game Time: 8:00 PM
Game Duration: 2:01
Attendance: 15,331

Officials: Lewis Garrison, Keith Lewis, Chad Barlow

Kansas City - 48

Record: 0-3

NO.	Name		Min	FG	3P	FT	Rebounds	Fouls	TP	AS	TO	ST	Blocks	BS	BA	+
10	Precious Idiaru	F	19:12	0-3	0-0	0-0	3 3 3	2 0	0	3	1	0	0	0	0	-13
23	Allen David Mukeba	F	21:38	3-4	2-2	0-0	1 4 5	5 1	8	0	4	1	1	1	1	-13
32	Jeff Ngandu	F	30:34	4-7	0-0	0-0	4 6 10	1 1	8	1	2	0	1	2	2	-29
5	Shemarri Allen	G	34:38	9-19	0-2	2-3	2 6 8	3 4	20	1	5	3	0	2	2	-26
21	RayQuawndis Mitchell	G	33:20	1-14	0-7	3-4	0 3 3	2 3	5	1	3	0	0	2	2	-27
12	Promise Idiaru		12:02	0-3	0-3	0-0	1 1 2	4 0	0	0	1	0	0	0	0	0
25	Tyler Andrews		07:14	0-1	0-0	0-0	0 0 0	1 0	0	0	3	0	0	0	0	-19
33	Jevin Sullivan		10:47	2-4	0-0	0-0	1 0 1	0 0	4	0	1	0	0	0	0	-22
1	Sam Martin		13:56	0-3	0-2	0-0	2 0 2	2 1	0	1	2	0	0	0	0	-18
4	Emmanuel Dimou		09:59	1-4	1-2	0-0	0 1 1	0 0	3	1	0	1	0	1	0	-12
2	Babacar Diallo		06:40	0-2	0-0	0-0	1 0 1	1 1	0	0	1	0	0	0	0	-11
Team							3 1 4		0	1						
Totals				20-64	3-21	5-7	15 25 40	21 11	48	8	24	5	2	8	8	-38

Technical Fouls: Sullivan 2nd 11:57

Shooting By Period			
1st FG%	9-32	28.1%	
3PT%	0-7	0.0%	
FT%	5-7	71.4%	
2nd FG%	11-32	34.4%	
3PT%	3-14	21.4%	
FT%	0-0	0%	
GM FG%	20-64	31.3%	
3PT%	3-21	14.3%	
FT%	5-7	71.4%	

Dead Ball Rebounds: 2, 0

Game 2 Recap – #23 Illinois 86, Kansas City 48

Dain Dainja exploded for 20 points, 15 rebounds, and five blocks as the Illini overcame a slow start at home to roll past Kansas City.

Dainja recorded his second straight double-double, shooting 9-of-11 and notching career highs in points, rebounds, and blocks in 23 minutes off the bench.

Jayden Epps and **Sky Clark** tallied double figures for the first time, scoring 13 and 10, respectively, while **Terrence Shannon Jr.** finished with 14.

The Illini forced 23 turnovers, recording 11 steals and eight blocks in the win. Illinois scored 28 points off those turnovers, while the Illini bench registered 43 points.

Illinois used a 21-4 run over a six-minute stretch to push its lead to double digits with less than seven minutes to play in the first half.

The Illini headed into the locker room with a 39-23 lead at the break. The Illini forced 10 turnovers, recorded six blocks, and made five steals in the opening 20 minutes of action, and it held Kansas City without a 3-pointer in the first period of play.

After Illinois went on short runs to keep its lead around the 20-point mark, a 9-0 run, highlighted by an emphatic **Coleman Hawkins** dunk and a **Dainja** block to get the crowd on its feet, pushed the Illini advantage to 27 with 12 minutes to play.

The Illini found **Dainja** in the paint often in the second half, with the big man scoring six points during an 8-0 run to give the hosts a 73-42 lead with under six to go.

Closing the game on a 13-4 run, the Illini took home a 38-point victory.

Illinois - 86

Record: 2-0

NO.	Name	Min	FG M-A	3P M-A	FT M-A	Rebounds OR DR TOT	Fouls PF F	TP	AS	TO	ST	Blocks BS BA	+/-
24	Matthew Mayer	F 12:50	2-5	1-4	0-0	0 2 2	3 1	5	0	1	1	0	9
33	Coleman Hawkins	F 26:58	3-7	0-3	0-0	2 1 3	1 0	6	2	1	2	1	0
0	Terrence Shannon Jr.	G 26:35	4-12	1-5	5-7	1 3 4	0 4	14	5	1	1	0	17
15	RJ Melendez	G 21:12	2-7	1-3	3-3	2 1 3	2 2	8	2	0	2	0	16
55	Sky Clark	G 23:48	2-3	1-2	5-5	0 5 5	2 6	10	2	0	2	0	24
20	Ty Rodgers	21:23	2-4	0-0	0-0	0 1 1	1 0	4	1	1	0	0	7
42	Dain Dainja	23:19	9-11	0-0	2-5	10 15 15	1 5	20	0	3	1	5	1
3	Jayden Epps	23:42	4-9	2-5	3-4	0 3 3	0 2	13	3	0	1	0	35
1	Sencire Harris	11:40	2-5	2-4	0-2	0 1 1	1 1	6	0	3	0	0	22
2	Connor Serven	02:04	0-0	0-0	0-0	0 1 1	0 0	0	0	1	1	0	0
12	Brandon Lieb	04:08	0-0	0-0	0-0	1 0 1	0 0	0	0	0	0	0	8
22	Paxton Warden	02:21	0-1	0-1	0-0	0 0 0	0 0	0	0	0	0	1	6
Team						3 1 4		0	0				
Totals			30-64	8-27	18-26	14 29 43	11 21	86	15	11	11	8	2

Technical Fouls: NONE

Shooting By Period			
1st FG%	12-34	35.3%	
3PT%	4-20	20.0%	
FT%	11-14	78.6%	
2nd FG%	18-30	60.0%	
3PT%	4-7	57.1%	
FT%	7-12	58.3%	
GM FG%	30-64	46.9%	
3PT%	8-27	29.6%	
FT%	18-26	69.2%	

Dead Ball Rebounds: 3, 0

	MKC	ILL
Biggest lead	4 (1st 14:24)	38 (2nd 0:40)
Best Scoring Run	5 (1st 16:13)	10 (1st 6:46)
Lead Changes	2	
Times Tied	3	
Time with Lead	04:32	32:14

Points from	MKC	ILL
Turnovers	8	28
Paint	26	42
Second Chance	14	18
Fast Breaks	4	10
Bench	7	43

Period by Period Scoring			
	1st	2nd	TOT
MKC	23	25	48
ILL	39	47	86

GAME 3

#19/20 ILLINOIS 103, MONMOUTH 65

NOV. 14, 2022 // STATE FARM CENTER // CHAMPAIGN, ILL.



Official Basketball Box Score - Final
Monmouth at Illinois
11/14/22 State Farm Center, Champaign, IL
2022-23 Men's Basketball

Game Time: 8:00 PM
Game Duration: 2:02
Attendance: 13,772

Officials: Paul Szek, Larry Sciotto, Deldre Carr

Monmouth - 65			Record: 0-3												
NO.		Min	FG M-A	3P M-A	FT M-A	Rebounds OR DR TOT	Fouls FF FV	TP	AS	TO	ST	Blocks BS BA	+/-		
5	Myles Foster	F 28:30	4-11	0-0	1-1	0 3 3	5 5	9	1	5	2	0	3	-26	
35	Klemen Vuga	F 25:25	1-3	0-0	2-2	0 5 5	3 2	4	0	3	0	0	0	-35	
13	Jack Collins	G 27:29	5-8	1-4	1-2	1 1 2	3 3	12	3	2	2	0	0	-29	
14	Jack Holmstrom	G 21:37	1-6	1-5	2-2	0 1 1	1 1	5	1	0	0	0	0	-11	
24	Myles Ruth	G 24:13	1-5	0-0	4-4	0 1 1	2 5	6	5	6	2	0	1	-26	
33	Amaan Sandhu	16:25	1-1	0-0	2-2	1 1 2	5 1	4	0	4	0	0	0	-12	
3	Jakari Spence	15:47	2-2	1-1	3-4	0 0 0	0 2	8	1	2	0	0	0	-12	
20	Tahron Allen	13:11	2-4	0-1	0-2	1 1 2	1 2	4	0	0	0	0	0	-18	
1	Jayden Doyle	04:29	0-1	0-0	0-0	0 0 0	1 0	0	0	0	0	0	0	-3	
4	Andrew Ball	22:54	4-8	3-4	2-4	0 2 2	0 2	13	0	0	0	0	0	-18	
Team						2 1 3		0		2					
Totals			21:49	6-16	17-23	5 16 21	21 23	65	11	24	6	0	4	-38	

Shooting By Period		
1st FG%	10-24	41.7%
3PT%	4-9	44.4%
FT%	9-11	81.8%
2nd FG%	11-25	44.0%
3PT%	2-7	28.6%
FT%	8-12	66.7%
GM FG%	21-49	42.9%
3PT%	6-16	37.5%
FT%	17-23	73.9%

Dead Ball Rebounds: 4, 1

Illinois - 103		Record: 3-0															
NO.	Name	Min	FG		3P	FT	Rebounds		Fouls	TP	AS	TO	ST	Blocks		+/-	
			M-A	M-A	M-A	O-R	DR	TF	FD					BS	BA		
24	Matthew Mayer	F 19:44	1-5	1-5	0-0	0	3	3	2	1	3	2	0	1	0	25	
33	Coleman Hawkins	F 17:12	1-5	0-1	4-4	3	2	5	2	3	6	3	5	2	0	14	
0	Terrence Shannon Jr.	G 23:21	9-14	4-9	8-10	2	6	8	0	10	30	4	2	1	1	0	36
15	RJ Melendez	G 14:19	4-7	1-3	0-0	1	4	5	3	1	9	2	2	2	0	0	13
55	Sky Clark	G 20:35	2-2	1-1	2-2	0	1	1	3	1	7	6	2	0	0	0	31
42	Dain Dainja	18:39	7-9	0-0	1-2	1	3	4	2	3	15	1	2	2	2	0	26
3	Jayden Epps	23:25	8-12	5-9	0-0	0	0	0	1	0	21	1	0	1	0	0	16
20	Ty Rodgers	28:08	2-2	0-0	0-0	3	2	5	3	0	4	2	0	1	0	0	25
1	Sencire Harris	19:50	2-3	2-3	0-0	0	0	0	1	0	6	0	1	1	0	0	11
12	Brandon Lieb	07:43	1-1	0-0	0-2	0	2	2	5	2	2	0	2	0	1	0	4
2	Connor Serven	03:54	0-0	0-0	0-0	1	1	2	1	0	0	0	0	0	0	0	-5
22	Paxton Warden	03:10	0-2	0-2	0-0	0	0	0	0	0	0	0	2	0	0	0	-6
Team						0	0	0			0						
Totals			37-62	14-33	15-20	11	24	35	23	21	103	21	18	11	4	0	38
Technical Fouls: NONE																	

Technical Fouls: NONE

Shooting By Period		
1st FG%	23-30	76.7%
3PT%	9-15	60.0%
FT%	8-9	88.9%
2nd FG%	14-32	43.8%
3PT%	5-18	27.8%
FT%	7-11	63.6%
GM FG%	37-62	59.7%
3PT%	14-33	42.4%
FT%	15-20	75.0%

Dead Ball Rebounds: 2, 1

	MON	ILL
Biggest lead	0 (1st 20:00)	44 (2nd 3:54)
Best Scoring Run	6 (2nd 0:48)	12 (1st 10:58)
Lead Changes	0	
Times Tied	0	
Time with Lead	00:00	39:47

Points from	MON	ILL
Turnovers	15	30
Paint	28	40
Second Chance	6	9
Fast Breaks	8	18
Bench	29	48

Period by Period Scoring	1st	2nd	TOT
MON	33	32	65
ILL	63	40	103

Game 3 Recap – #19 Illinois 103, Monmouth 65

Illinois dominated from start to finish in a 103-65 victory over Monmouth at State Farm Center in a career-best night for multiple Illini guards.

Terrence Shannon Jr. recorded a game-high and career-best 30 points, while **Jayden Epps** registered a career-high 21 points, in their third regular-season contest with the Illini.

Illinois led by as many as 44 in the victory. After **Shannon** opened the scoring with a 3-pointer 13 seconds into the game, the Illini never looked back.

Dain Dainja notched 15 points off the bench, his third straight game in double figures.

The Illini forced 24 turnovers and made 11 steals in the 38-point victory.

Illinois jumped out to an 8-0 lead less than one minute into the contest, with **Shannon**, **RJ Melendez**, and **Sky Clark** all getting involved early. The Illini made their first five field-goal attempts, a run that including four three-pointers, to open up a 14-6 advantage.

Dainja came off the bench and immediately made an impact, scoring eight points, while **Shannon** continued his hot start to fuel a 31-5 run over a six-and-a-half-minute stretch and open a 31-point lead.

Melendez came out of the break with confidence, notching seven of Illinois' first 12 points as the host's lead climbed to 36 with less than 15 minutes to play.

A 6-0 Illini run over a 63-second stretch, capped off by a **Coleman Hawkins** steal and emphatic dunk, extended their advantage 81-42, midway through the final half.

Illinois later used a 7-0 stretch, while **Shannon** registered four points on that run to finish with 30 on the night.

GAME 4

#19/20 ILLINOIS 79, #8/7 UCLA 70

NOV. 18, 2022 // T-MOBILE ARENA // LAS VEGAS, NEV.



Official Basketball Box Score - Final
Illinois at UCLA
11/18/22 T-Mobile Arena, Las Vegas
2022-23 Men's Basketball

Game Time: 8:30 PM
Game Duration: 2:07
Attendance: 8,707

Officials: Tony Padilla, Keith Kimble, Courtney Green

Illinois - 79		Record: 4-0												
NO.	Name	Min	FG M-A	3P M-A	FT M-A	Rebounds OR DR TOT	Fouls PF FO	TP	AS	TO	ST	Blocks BS BA	+/-	
24	Matthew Mayer	F 22:45	3-8	2-6	3-4	1 3 4	2 2	11	5	1	1	0	16	
33	Coleman Hawkins	F 34:56	2-3	0-0	1-2	1 4 5	2 2	5	7	5	2	0	3	
0	Terrence Shannon Jr.	G 38:22	9-13	8-9	3-7	0 10 10	2 5	29	3	2	0	1	6	
15	RJ Melendez	G 17:57	1-4	1-3	0-0	1 0 1	0 0	3	0	3	0	1	0	
55	Sky Clark	G 28:19	3-7	1-4	3-3	0 5 5	4 2	10	1	4	1	0	9	
3	Jayden Epps	22:52	1-6	0-3	2-2	0 4 4	1 1	4	2	1	0	0	-5	
20	Ty Rodgers	07:03	0-1	0-0	0-0	0 1 1	2 0	0	0	1	1	0	-4	
42	Dain Dainja	18:13	6-6	0-0	1-1	0 3 3	3 2	13	0	1	4	1	0	
1	Sencire Harris	09:33	2-3	0-0	0-0	0 0 0	1 1	4	1	0	2	0	1	
Team						2 3 5		0		0				
Totals		27:51	12-25	13-19	5 33	38	17 15	79	19	21	8	4 3	9	
Technical Fouls: 0														

Shooting By Period		
1st FG%	10-21	47.6%
3PT%	5-12	41.7%
FT%	3-8	37.5%
2nd FG%	17-30	56.7%
3PT%	7-13	53.8%
FT%	10-11	90.9%
GM FG%	27-51	52.9%
3PT%	12-25	48.0%
FT%	13-19	68.4%

Dead Ball Rebounds: 2, 0

UCLA - 70			Record: 3-1												
NO.	Name	Min	FG M-A	3P M-A	FT M-A	Rebounds OR DR TOT	Fouls PF F	TP	AS	TO	ST	Blocks B BA	+/-		
3	Adem Bona	F 20:42	2-3	0-0	1-1	1 1 2	3 1	5	2	0	1	2	-10		
0	Jaylen Clark	G 32:24	3-8	0-0	1-3	1 5 6	2 3	7	2	2	1	0	-14		
5	Amari Bailey	G 28:32	0-5	0-2	1-4	1 5 6	3 2	1	3	3	2	0	1		
10	Tyger Campbell	G 37:16	9-23	4-9	0-0	2 0 2	1 4	22	4	5	3	0	-7		
24	Jaime Jaquez Jr.	G 38:49	8-22	1-4	3-5	5 3 8	4 4	20	5	3	3	0	-9		
34	David Singleton	32:50	5-10	4-7	1-1	1 4 5	1 3	15	1	1	0	0	-4		
14	Kenneth Nwuba	06:38	0-0	0-0	0-0	0 1 1	0 0	0	0	0	0	1	2		
2	Dylan Andrews	02:49	0-1	0-0	0-0	0 0 0	1 0	0	0	1	0	0	-4		
Team						5 4 9		0		0					
Totals		27:72	9-22	7-14	16 23	39	15	70	17	15	10	3 4	-9		
Technical Fouls: Campbell 2 nd 18:1															

Technical Fouls: Campbell 2nd 18:10

Shooting By Period		
1st FG%	14-37	37.8%
3PT%	4-14	28.6%
FT%	5-6	83.3%
2nd FG%	13-35	37.1%
3PT%	5-8	62.5%
FT%	2-8	25%
GM FG%	27-72	37.5%
3PT%	9-22	40.9%
FT%	7-14	50.0%

Dead Ball Rebounds: 3, 0

	ill	ucl
Biggest lead	12 (2nd 0:08)	15 (2nd 17:53)
Best Scoring Run	10 (2nd 8:02)	14 (2nd 18:36)
Lead Changes	8	
Times Tied	4	
Time with Lead	20:50	14:46

Points from	ill	ucl
Turnovers	17	18
Paint	24	22
Second Chance	9	17
Fast Breaks	13	12
Bench	21	15

Period by Period Scoring	1st	2nd	TOT
ill	28	51	79
ucl	37	33	70

Despite playing in Las Vegas, Illinois fans made it feel like a home game, creating a sea of Orange and Blue inside T-Mobile Arena.

Shannon registered a first-half double-double with 10 points and 10 rebounds, but UCLA finished the half strong to give the Illini a nine-point deficit at the break.

After falling behind by 15 with 18 minutes remaining, Illinois flipped a switch defensively, sparked by back-to-back steals from **Sencire Harris**, both of which led to Illini baskets.

A 10-0 spurt over a two-minute stretch capped a 29-8 run overall that turned the 29-44 deficit into a 58-52 lead with eight minutes remaining.

Three **Shannon** 3-pointers over a five-minute stretch pushed the Illini lead to 10, and that advantage climbed as high as 12 late in the game as Illinois defeated its 11th top-10 opponent in the last 16 tries.

GAME 5

#16/14 VIRGINIA 70, #19/20 ILLINOIS 61

NOV. 20, 2022 // T-MOBILE ARENA // LAS VEGAS, NEV.



Official Basketball Box Score - Final
Illinois at Virginia
11/20/22 T-Mobile Arena, Las Vegas
2022-23 Men's Basketball

Game Time: 2:00 PM
Game Duration: 2:05
Attendance: 7,678

Officials: Bert Smith, Ray Nattli, Greg Nixon

Illinois - 61

Record: 4-1

NO.	Name	Min	FG	3P	FT	Rebounds	Fouls	TP	AS	TO	ST	Blocks	BS	BA	+
			M-A	M-A	M-A	OR DR TOT	PF FD								
24	Matthew Mayer	F 22:56	2-7	0-2	0-0	0 4 4	1 0 4	0	0	0	0	0	1	-5	
33	Coleman Hawkins	F 30:32	4-9	2-5	0-1	1 0 1	1 1 10	3	3	0	3	0	3	0	-13
0	Terrence Shannon Jr.	G 35:05	4-10	1-5	0-2	0 4 4	5 6 9	6	6	1	0	0	-12		
15	RJ Melendez	G 27:14	3-7	2-4	0-0	0 0 0	3 0 8	0	2	1	0	0	-12		
55	Sky Clark	G 22:23	2-4	2-2	2 2 4	3 2 8	1 2 0	0	0	0	0	-11			
1	Sencire Harris	09:22	1-3	0-1	1-2	1 1 2	2 1 3	1	0	0	1	0	7		
3	Jayden Epps	26:52	6-13	2-5	0-0	1 3 4	4 3 14	0	0	2	0	1	1		
20	Ty Rodgers	07:46	0-1	0-0	0 0 0	1 2 3	2 0 0	0	0	0	0	0	1		
42	Dain Dainja	17:50	2-5	0-0	1-2	1 5 6	1 1 5	0	0	1	0	0	-1		
Team						4 2 6	0	0	0	0	0	0	0	0	
Totals			24-59	9-26	4-9	11 23 34	22 14 61	11	13	5	4	2	-9		

Technical Fouls: NONE

Virginia - 70

Record: 4-0

NO.	Name	Min	FG	3P	FT	Rebounds	Fouls	TP	AS	TO	ST	Blocks	BS	BA	+
			M-A	M-A	M-A	OR DR TOT	PF FD								
1	Jayden Gardner	F 26:46	3-5	0-0	6-9	2 3 5	1 5 12	1	3	1	0	1	13		
21	Kadin Shedrick	F 19:21	2-3	0-0	3-4	1 5 6	2 2 7	1	2	0	1	0	7		
0	Kihel Clark	G 34:10	4-9	2-4	2-2	1 2 3	1 2 12	3	2	2	0	2	13		
2	Reece Beekman	G 33:35	5-12	1-3	6-8	1 3 4	2 7 17	3	1	3	0	0	1		
4	Armaan Franklin	G 33:50	4-12	1-5	0-0	0 5 5	3 2 9	0	2	2	0	1	14		
5	Ben Vander Plas	24:10	0-3	0-3	8-9	2 8 10	2 4 8	2	1	0	0	0	1		
22	Francisco Caffaro	09:43	1-1	0-0	0-0	1 1 2	2 0 2	0	1	0	1	0	-3		
11	Isaac McNeely	15:03	1-3	1-2	0-0	0 0 0	1 0 3	0	0	0	0	0	-7		
13	Ryan Dunn	03:22	0-0	0-0	0-0	0 1 1	0 0 0	0	0	0	0	0	-3		
Team						1 0 1	0	0	0	0	0	0	0	0	
Totals			20-48	5-17	25-32	9 28 37	14 22 70	10	12	8	2	4	9		

Technical Fouls: NONE

	III	UVA
Biggest lead	3 (1 st 10:49)	11 (2 nd 0:18)
Best Scoring Run	8 (2 nd 4:49)	13 (2 nd 0:18)
Lead Changes	10	
Times Tied	9	
Time with Lead	08:23	25:25

Points from	III	UVA
Turnovers	9	19
Paint	28	28
Second Chance	11	10
Fast Breaks	3	12
Bench	22	13

Period by Period Scoring	1st	2nd	TOT
III	31	30	61
UVA	29	41	70

Shooting By Period		
1 st FG%	12-30	40.0%
3PT%	4-12	33.3%
FT%	3-6	50%
2 nd FG%	12-29	41.4%
3PT%	5-14	35.7%
FT%	1-3	33.3%
GM FG%	24-59	40.7%
3PT%	9-26	34.6%
FT%	4-9	44.4%

Dead Ball Rebounds: 1, 0

Game 5 Recap – #16 Virginia 70, #19 Illinois 61

Illinois went toe to toe with an experienced Virginia squad for 36 minutes, but the 16th-ranked Cavaliers pulled away during the last four to claim the championship of the Continental Tire Main Event in Las Vegas.

The game was back-and-forth throughout, featuring 10 lead changes and nine ties. A 6-0 run gave Illinois its biggest lead of the afternoon at 22-19, and the Illini took a 31-29 lead into intermission.

Virginia scored the first six out of the locker room to move ahead 35-31, and later held a 53-47 advantage when the Illini responded with an 8-0 run of its own. Back-to-back 3-pointers by **Jayden Epps** tied it, and the Illini moved ahead on a **Dain Dainja** drive and dunk.

Illinois led 58-56 with 3:30 remaining when Virginia stepped up in crunch time. The Cavaliers scored on eight of their final nine possessions while the Illini missed five shots and had three turnovers during this same stretch. That led to a 13-0 Virginia run that sealed the game.

Fouls plagued the Illini throughout the afternoon, allowing the Cavaliers to score 36% of their points on free throws (25-32). Virginia also held a 19-9 advantage in points off turnovers.

Jayden Epps led the Illini in scoring with 14 points. **Coleman Hawkins** also finished in double figures with 10.

GAME 6

#16/14 ILLINOIS 92, LINDENWOOD 59

NOV. 25, 2022 // STATE FARM CENTER // CHAMPAIGN, ILL.



Official Basketball Box Score - Final
Lindenwood at Illinois
11/25/22 State Farm Center, Champaign, Ill.
2022-23 Men's Basketball

Game Time: 8:00 PM
Game Duration: 1:44
Attendance: 12,552

Officials: Courtney Green, Lewis Garrison, Edwin Young

Lindenwood - 59

Record: 3-5

NO.	Name	Min	FG	3P	FT	Rebounds	Fouls	TP	AS	TO	ST	Blocks	BS	BA	+
			M-A	M-A	M-A	OR DR TOT	PF FD								
0	David Ware	F 21:50	2-6	1-2	0-0	2 3 5	1 0 5	3	2	0	0	2	-14		
5	Cam Burrell	F 28:10	3-7	0-2	0-0	1 3 4	2 2 6	1	2	2	0	0	-32		
2	Brandon Trimble	G 21:02	1-4	1-2	0-0	0 0 0	1 1 3	1	2	1	0	0	-17		
11	Kevin Caldwell Jr.	G 27:05	3-8	0-3	4-4	0 2 2	1 4 10	2	4	0	0	0	-25		
30	Chris Childs	G 28:01	3-11	0-4	0-0	1 1 2	1 2 6	0	1	0	0	0	-31		
4	Jacob Tracey	25:03	1-5	0-1	0-0	1 0 1	1 0 2	1	3	0	0	0	-23		
24	Keenon Cole	23:16	8-11	2-3	2-2	0 4 4	1 2 20	0	1	1	1	0	-10		
42	Remy Lemovou	09:58	1-1	0-0	0-0	1 0 1	1 0 2	0	0	1	0	0	-6		
3	Tommie Williams	15:35	2-5	1-1	0-0	0 1 1	1 1 5	1	3	2	0	0	-7		
Team						1 1 2	0	4	0	0	0	0	0	0	
Totals			24-58	5-18	6-6	7 15 22	10 12 59	9	22	7	1	2	-33		

Technical Fouls: NONE

Illinois - 92

Record: 5-1

NO.	Name	Min	FG	3P	FT	Rebounds	Fouls	TP	AS	TO	ST	Blocks	BS	BA	+
			M-A	M-A	M-A	OR DR TOT	PF FD								
24	Matthew Mayer	F 15:55	2-6	2-5	2-2	2 7 9	2 2 2	8	1	1	2	1	0	18	
33	Coleman Hawkins	F 22:06	0-2	0-2	0-0	0 5 5	3 0 0	0	3	6	1	0	0	19	
0	Terrence Shannon Jr.	G 25:10	6-11	1-3	3-3	1 2 3	0 4 16	3	1	2	0	0	0	17	
15	RJ Melendez	G 21:07	7-11	2-5	1-1	0 4 4	0 1 17	1	2	1	0	0	28		
55	Sky Clark	G 24:35	8-9	3-4	0-2	0 3 3	3 3 19	4	2	1	1	0	36		
20	Ty Rodgers	22:54	1-1	0-0	0-0	2 1 3	2 0 2	2	3	1	0	0	17		
1	Sencire Harris	17:47	3-7	1-5	0-0	1 1 2	0 7 7	2	1	2	0	0	11		
3	Jayden Epps	23:57	5-8	2-5	0-0	0 0 0	0 0 12	1	3	3	0	0	10		
42	Dain Dainja	17:06	3-4	0-0	2-2	3 1 4	0 1 8	0	2	3	0	0	15		
12	Brandon Lieb	05:20	1-2	0-0	1-1	0 2 2	0 1 3	0	0	0	0	0	-6		
2	Connor Serven	02:44	0-1	0-0	0-0	0 0 0	0 0 0	0	0	0	0	0	0		
22	Paxton Warden	01:19	0-0	0-0	0-0	0 0 0	0 0 0	0	0	0	0	0	0		
Team						2 2 4	0	1	0	0	0	0	0	0	
Totals			36-62	11-30	9-11	11 27 38	12 10 92	17	22	16	2	1	33		

Technical Fouls: NONE

	LIN	ILL
Biggest lead	2 (1 st 19:34)	35 (2 nd 15:32)
Best Scoring Run	11 (2 nd 12:05)	10 (1 st 4:46)
Lead Changes	5	
Times Tied	1	
Time with Lead	01:30	38:04

Points from	LIN	ILL
Turnovers	21	26
Paint	34	48
Second Chance	8	15
Fast Breaks	2	18
Bench	29	32

Period by Period Scoring	1st	2nd	TOT
LIN	25	34	59
ILL	49	43	92

Shooting By Period		
1 st FG%	21-33	63.6%
3PT%	6-16	37.5%
FT%	1-3	33.3%
2 nd FG%	15-29	51.7%
3PT%	5-14	35.7%
FT%	8-8	100%
GM FG%	36-62	58.1%
3PT%	11-30	36.7%
FT%	9-11	81.8%

Dead Ball Rebounds: 2, 0

Game 6 Recap – #16 Illinois 92, Lindenwood 59

Illinois cruised past Lindenwood at State Farm Center behind career nights from **Sky Clark** and **RJ Melendez**.

Clark led the way with a career-high 19 points on 8-for-9 shooting (88.9%), while **Melendez** registered a career-best 17 points in the 33-point victory.

Terrence Shannon Jr. added 16 points, and **Jayden Epps** recorded 12 points off the bench.

The Illini defense made a season-high 16 steals in the win and outrebounded the Lions, 38-22.

The Illini offense got going early, with **Melendez**, **Clark** and **Shannon Jr.** all getting buckets to fall in the opening four minutes to jump out to a 14-9 lead.

A 17-2 Illinois run over a five-minute stretch pushed the host's lead to 23 points, with five different players scoring during that run.

Leading by as many as 26, the Illini went on short runs throughout the first half and ultimately took a 49-25 lead into the break. **Melendez** led all scorers with 15 points, a season-high for the Illini sophomore, while **Clark** added a career-high 13 in the opening frame.

Illinois opened the second half right where it left off, extending their lead to 35 via a 13-2 run. **Shannon** scored six points during that stretch, pushing him to double figures for the fifth time this season.

The Illini led by at least 30 in the final four minutes, moving the team to 5-1 on the season.

GAME 7

#16/17 ILLINOIS 73, SYRACUSE 44

NOV. 29, 2022 // STATE FARM CENTER // CHAMPAIGN, ILL.



Official Basketball Box Score - Final
Syracuse at Illinois
11/29/22 State Farm Center, Champaign, Ill.
2022-23 Men's Basketball

Game Time: 6:30 PM
Game Duration: 2:08
Attendance: 15,544

Officials: Paul Szec, Larry Scrotto, Terry Oglesby

Syracuse - 44

Record: 3-4

NO.	Name	Min	FG	3P	FT	Rebounds	Fouls	TP	AS	TO	ST	Blocks	BS	BA	+/-
0	Chris Bell	F 27:24	3-9	2-8	0-0	0 1 1	3 0	8	0	2	0	0	1	-8	
13	Benny Williams	F 29:38	2-6	1-2	3-4	3 2 5	6 3	8	0	1	0	0	1	-16	
14	Jesse Edwards	C 32:15	3-9	0-0	3-6	4 13 17	5 5	9	3	4	2	3	1	-19	
3	Judah Mintz	G 33:50	3-16	0-2	3-6	1 1 2	4 5	9	5	4	0	2	-26		
11	Joseph Girard III	G 20:04	0-3	0-1	0-0	0 2 2	0 0	0	0	1	0	0	0	-11	
5	Justin Taylor	22:44	2-7	2-4	0-0	0 5 5	0 0	6	1	1	0	0	0	-18	
2	John Bol Ajak	09:21	0-1	0-0	0-1	1 2 0	0 1	0	0	0	0	1	0	-13	
10	Symir Torrence	12:34	0-0	0-0	0-0	0 1 1	2 0	0	1	1	0	1	0	-16	
24	Quadir Copeland	03:24	0-0	0-0	0-0	0 0 0	0 0	0	1	1	0	0	0	-8	
55	Mounir Hima	04:20	2-2	0-0	0-0	1 3 4	2 0	4	0	0	0	0	0	1	
1	Malik Brown	04:26	0-1	0-0	0-0	0 1 1	0 1	0	0	0	1	0	1	-11	
Team						2 0 2		0	2						
Totals			15:54	5-17	9-17	12 30 42	22 15	44	11	17	3	5	6	-29	

Technical Fouls: Williams 2nd0:48Williams 2nd0:48

Shooting By Period			
1 st	FG%	8-24	33.3%
	3PT%	2-9	22.2%
	FT%	5-11	45.5%
2 nd	FG%	7-30	23.3%
	3PT%	3-8	37.5%
	FT%	4-6	66.7%
GM	FG%	15-54	27.8%
	3PT%	5-17	29.4%
	FT%	9-17	52.9%

Dead Ball Rebounds: 6, 1

Illinois - 73

Record: 6-1

NO.	Name	Min	FG	3P	FT	Rebounds	Fouls	TP	AS	TO	ST	Blocks	BS	BA	+
24	Matthew Mayer	F 21:49	2-6	0-3	1-2	3 5 8	1 5	5	2	1	2	0	1	2	22
33	Coleman Hawkins	F 35:12	7-11	1-2	0-2	1 9 10	1 4	15	10	2	1	0	0	23	
0	Terrence Shannon Jr.	G 32:28	5-17	5-15	2-2	5 2 7	1 2	17	2	2	0	2	1	25	
15	RJ Melendez	G 21:34	3-7	2-5	7-8	2 4 6	2 3	15	1	0	2	1	0	15	
55	Skyr Clark	G 30:11	0-10	0-7	2-4	0 5 5	3 2	2	3	0	2	0	1	-13	
3	Jayden Epps	25:49	4-7	3-6	0-0	0 1 1	2 0	11	0	0	0	0	0	23	
42	Dain Dainja	08:48	1-4	0-0	1-2	2 0 2	3 2	3	1	1	0	1	1	-5	
1	Scencire Harris	04:16	0-1	0-0	0-0	0 0 0	1 0	0	0	0	0	0	0	-2	
20	Ty Rodgers	15:25	2-4	0-0	0-0	0 1 1	0 1	4	2	0	0	0	0	1	12
2	Connor Serven	01:45	0-0	0-0	1-2	0 1 1	1 1	1	0	1	0	0	0	5	
12	Brandon Lieb	01:33	0-0	0-0	0-0	0 0 0	0 0	0	0	0	0	2	0	5	
22	Paxton Warden	01:10	0-0	0-0	0-0	0 0 0	0 0	0	0	0	0	0	0	5	
Team						4 1 5		0	0	0	0				
Totals			24:67	11:39	14:22	17 29	46	15 20	73	21	7	7	6	5	29

Technical Fouls: NONE

Shooting By Period			
1 st	FG%	12-37	32.4%
	3PT%	5-24	20.8%
	FT%	1-5	20%
2 nd	FG%	12-30	40.0%
	3PT%	6-15	40.0%
	FT%	13-17	76.5%
GM	FG%	24-67	35.8%
	3PT%	11-39	28.2%
	FT%	14-22	63.6%

Dead Ball Rebounds: 3, 0

	SYR	ILL
Biggest lead	3 (1 st 9:30)	29 (2 nd 0:11)
Best Scoring Run	8 (1 st 13:16)	12 (2 nd 5:45)
Lead Changes	4	
Times Tied	2	
Time with Lead	04:26	32:40

Points from	SYR	ILL
Turnovers	5	18
Paint	18	26
Second Chance	4	
Fast Breaks	5	5
Bench	10	19

Period by Period Scoring	1st	2nd	TOT
SYR	23	21	44
ILL	30	43	73

Game 7 Recap – #16 Illinois 73, Syracuse 44

Coleman Hawkins registered the fifth triple-double in Illinois history, recording 15 points, 10 rebounds, and a career-high 10 assists in the Fighting Illini's 73-44 win over Syracuse at State Farm Center in the final year of the ACC/Big Ten Challenge.

Hawkins is the fourth Illini to record a triple-double – and first since Ayo Dosunmu in 2021 – while the win marked head coach **Brad Underwood's** 100th victory with the Orange and Blue.

Terrence Shannon Jr. led all scorers with 17 points, and **RJ Melendez** (15) and **Jayden Epps** (11) also finished in double figures in the 29-point win, marking Illinois' largest margin of victory in the 24-year history of the ACC/Big Ten Challenge.

Illinois opened the game with a 7-1 run, which included four points from **Hawkins**, and held Syracuse without a field goal for the first four minutes of the contest.

After neither team could pull away midway through the first half, three **Shannon** 3-pointers pushed the Illinois advantage to six points.

The Illini held the Orange without a field goal for nearly five minutes to close the frame, taking a 30-23 lead into halftime.

Melendez and **Hawkins** both knocked down 3-pointers early in the second half to give Illinois a double-digit lead with 12 minutes to play.

Illinois took control later in the frame, using a 12-0 run over a three-minute stretch to jump out to a 23-point advantage with five minutes to play. **Melendez** scored seven points during that run, while the Illini converted five-straight shots to take their largest lead of the night.

Hawkins achieved his triple-double late in the game, recording his 10th assist with 1:56 left and grabbing his 10th rebound with 1:39 remaining.

GAME 8

#22/22 MARYLAND 71, #16/17 ILLINOIS 66

DEC. 2, 2022 // XFINITY CENTER // COLLEGE PARK, MD.



Official Basketball Box Score - Final
Illinois at Maryland
12/02/22 XFINITY Center, College Park
2022-23 Men's Basketball

Game Time: 9:00 PM
Game Duration: 2:07
Attendance: 16,380

Officials: Doug Simmons, Kelly Pfeifer, Bill Ek

Illinois - 66

Record: 6-2 (0-1)

NO.	Name		Min	FG	3P	FT	Rebounds	Fouls	TP	AS	TO	ST	Blocks	BS	+/-	
				M/A	M/A	M/A	OR	DR	PP	FT						
24	Matthew Mayer	F	14:23	1-4	0-1	0-0	1	1	2	4	0	0	1	0	-7	
33	Coleman Hawkins	F	38:49	7-17	2-6	0-0	4	3	7	2	2	16	1	1	4	
0	Terrence Shannon Jr.	G	37:17	7-16	0-5	5-6	4	3	7	2	5	19	3	2	1	
15	RJ Melendez	G	33:12	5-7	2-3	1-1	2	5	7	2	1	13	0	2	3	
55	Skyr Clark	G	30:54	2-5	1-3	1-1	1	2	3	2	1	6	2	3	0	
1	Scencire Harris		05:16	0-0	0-0	0-0	0	0	0	0	0	0	0	0	0	
20	Ty Rodgers		09:16	0-1	0-0	0-0	0	1	1	0	1	0	1	0	0	
3	Jayden Epps		10:06	1-5	0-2	0-0	0	0	0	4	0	2	1	1	0	
42	Dain Dainja		20:47	4-6	0-0	0-0	1	4	5	2	3	8	0	3	0	
Team							0	1	1			0	0			
Totals				27-61	5-20	7-8	13	20	33	18	13	66	8	12	5	7

Technical Fouls: NONE

Shooting By Period			
1 st	FG%	14-30	46.7%
	3PT%	3-9	33.3%
	FT%	3-3	100%
2 nd	FG%	13-31	41.9%
	3PT%	2-11	18.2%
	FT%	4-5	80%
GM	FG%	27-61	44.3%
	3PT%	5-20	25.0%
	FT%	7-8	87.5%

Dead Ball Rebounds: 0, 1

Maryland - 71

Record: 8-0 (1-0)

NO.	Name	Min	FG M-A	3P M-A	FT M-A	Rebounds OR DR TOT	Fouls PF F	TP	AS	TO	ST	Blocks BS BA	+/-
10	Julian Reese	F 29:00	1-2	0-0	3-6	2 5 7	4 6 5	0	3	1	1	0	6
24	Donta Scott	F 32:50	5-13	0-3	2-2	1 1 3	1 3 12	3	1	0	0	1	2
0	Donald Carey	G 23:46	1-6	0-4	3-3	0 1 1	0 2 5	0	1	0	0	0	-6
1	Jahmir Young	G 34:44	9-20	4-9	2-2	1 3 4	0 1 24	2	1	1	0	4	4
13	Hakim Hart	G 34:23	6-9	5-6	0-0	0 5 5	3 0 17	2	1	0	0	1	9
23	Ian Martinez	20:12	2-4	0-1	4-5	1 1 2	1 4 8	0	2	1	2	1	2
15	Patrick Emilen	18:10	0-0	0-0	0-0	2 2 4	4 0 0	0	1	0	0	0	2
2	Jahiri Long	06:55	0-0	0-0	0-0	0 1 1	0 2 0	0	2	0	0	0	6
Team						2 2 4		0	1				
Totals			24:54	9-23	14-18	10 21 31	13 18 71	9	11	3	3	7	5

Technical Fouls: NONE

Shooting By Period		
1 st	FG%	16-32 50.0%
	3PT%	7-15 46.7%
	FT%	2-3 66.7%
2 nd	FG%	8-22 36.4%
	3PT%	2-8 25.0%
	FT%	12-15 80%
GM	FG%	24-54 44.4%
	3PT%	9-23 39.1%
	FT%	14-18 77.8%

Dead Ball Rebounds: 3, 1

	ILL	UMD
Biggest lead	3 (1 st 17:05)	12 (1 st 8:09)
Best Scoring Run	9 (1 st 5:41)	11 (1 st 10:38)
Lead Changes	2	
Times Tied	5	
Time with Lead	04:44	32:01

Points from	ILL	UMD
Turnovers	16	18
Paint	44	28
Second Chance	17	7
Fast Breaks	12	10
Bench	10	8

Period by Period Scoring	1st	2nd	TOT
ILL	34	32	66
UMD	41	30	71

Game 8 Recap – #22 Maryland 71, #16 Illinois 66

No. 16 Illinois went wire to wire to wire at No. 22 Maryland in front of a raucous crowd and 6,000 Terrapin students before ultimately falling by five points in the Big Ten opener.

Illinois nearly overcame its struggles from the field and a night of foul trouble for **Matthew Mayer** and **Jayden Epps**.

The Illini trailed by as many as 12 points on the night, and by double-digits in the second half, before roaring back. Down 55-45, the Illini went on a 12-2 run to tie the game at 57-all with 7:36 remaining. Illinois also had the game tied at 62 at the under-4 media timeout.

Trailing 67-66, Illinois had a shot to take the lead with 46 seconds left, but **Epps'** open 3-point attempt would not fall. Maryland's **Jahmir Young** answered with the biggest shot of the night, draining a 3-pointer as the shot clock expired with 14 seconds remaining to put the Terps up four and seal the game.

Terrence Shannon Jr. led the way for the Illini with 19 points. He scored 11 during the second half while playing through a cut above his eye suffered on a moving screen that required stitches immediately after the game.

Coleman Hawkins registered 16 points and recorded four blocks, tying a career-best mark, while **RJ Melendez** recorded 13 points for his third straight double-digit scoring game. **Melendez** also grabbed a career-high seven rebounds in the contest.

GAME 9
#17/17 ILLINOIS 85, #2/2 TEXAS 78 (OT)
DEC. 6, 2022 // MADISON SQUARE GARDEN // NEW YORK, N.Y.



Official Basketball Box Score - Final
Illinois at Texas
12/06/22 Madison Square Garden, New York
2022-23 Men's Basketball

Game Time: 8:00 PM
Game Duration: 2:37
Attendance: 17,828

Officials: John Higgins, Keith Kimble, Roger Ayers

Illinois - 85

Record: 7-2

NO.	Name	Min	FG	3P	FT	Rebounds	Fouls	TP	AS	TO	ST	Blocks	+	-
			M-A	M-A	M-A	OR DR TOT	PF FD					BS BA		
24	Matthew Mayer	F 27:47	8-10	5-5	0-0	0 2 2	4 2	21	1	2	1	3	0	8
33	Coleman Hawkins	F 42:06	2-8	1-5	4-6	2 5 7	2 5	9	4	1	0	3	0	9
0	Terrence Shannon Jr.	G 35:02	5-14	1-4	5-5	0 5 5	3 5	16	0	2	3	0	1	-5
15	RJ Melendez	G 26:49	3-6	1-4	2-2	0 4 4	2 1	9	0	2	2	1	0	10
55	Sky Clark	G 20:59	2-5	1-2	0-0	0 4 4	3 2	5	1	4	0	0	0	-2
3	Jayden Epps	31:33	2-7	1-2	6-8	0 3 3	0 4	11	3	2	0	1	2	11
42	Dain Dainja	16:27	3-5	0-0	3-6	3 3 6	4 3	9	1	3	1	1	0	-3
20	Ty Rodgers	06:14	0-1	0-1	0-0	0 4 4	2 0	0	0	0	0	1	0	-6
1	Sencire Harris	18:03	2-4	0-0	1-4	2 0 2	0 2	5	1	0	0	2	0	13
Team						3 2 5		0		1				
Totals			27-60	10-23	21-31	10 32 42	20 24	85	11	17	7	12	3	7

Technical Fouls: NONE

Shooting By Period		
1st FG%	13-27	48.1%
3PT%	5-14	35.7%
FT%	6-8	75%
2nd FG%	10-26	38.5%
3PT%	4-8	50.0%
FT%	7-12	58.3%
OT FG%	4-7	57.1%
3PT%	1-1	100.0%
FT%	8-11	72.7%
GM FG%	27-60	45.0%
3PT%	10-23	43.5%
FT%	21-31	67.7%

Dead Ball Rebounds: 6, 0

Texas - 78

Record: 6-1

NO.	Name	Min	FG	3P	FT	Rebounds	Fouls	TP	AS	TO	ST	Blocks	+	-
			M-A	M-A	M-A	OR DR TOT	PF FD					BS BA		
0	Timmy Allen	F 39:34	9-18	1-3	2-3	4 3 7	4 3	21	8	2	0	1	3	-10
1	Dylan Disu	F 08:56	0-2	0-1	1-2	0 0 0	1 2	1	0	0	0	0	1	-8
23	Dillon Mitchell	F 24:01	2-5	0-0	0-0	1 2 3	1 1	4	0	1	1	0	0	7
4	Tyrese Hunter	G 33:23	4-11	2-6	0-1	0 7 7	2 1	10	4	2	0	0	2	-11
5	Marcus Carr	G 35:40	3-14	0-5	3-3	1 2 3	4 4	9	5	2	3	0	3	-12
10	SirJabari Rice	29:57	3-4	1-1	2-2	0 4 4	4 2	9	1	1	1	0	1	-3
32	Christian Bishop	16:42	3-7	0-1	1-4	1 2 3	3 3	7	1	2	2	0	1	6
30	Brock Cunningham	20:47	3-4	2-3	0-0	3 2 5	4 2	8	1	2	1	1	0	-14
2	Arterio Morris	16:00	2-4	1-2	4-4	0 2 2	1 2	9	0	0	0	1	1	10
Team						3 3 6		0		0				
Totals			29-69	7-22	13-19	13 27 40	24 20	78	20	14	8	3	12	-7

Technical Fouls: NONE

Shooting By Period		
1st FG%	11-31	35.5%
3PT%	4-12	33.3%
FT%	8-10	80%
2nd FG%	15-30	50.0%
3PT%	2-6	33.3%
FT%	2-6	33.3%
OT FG%	3-8	37.5%
3PT%	1-4	25.0%
FT%	3-3	100%
GM FG%	29-69	42.0%
3PT%	7-22	31.8%
FT%	13-19	68.4%

Dead Ball Rebounds: 1, 0

	ILL	TEX
Biggest lead	7 (1st OT 2:16)	10 (2nd 8:28)
Best Scoring Run	7 (1st OT 4:17)	12 (2nd 12:03)
Lead Changes	8	
Times Tied	8	
Time with Lead	14:47	26:03

Points from		ILL	TEX
Turnovers		17	15
Paint		28	38
Second Chance		10	10
Fast Breaks		12	10
Bench		25	33

Period by Period Scoring				
	1st	2nd	OT1	TOT
ILL	37	31	7	85
TEX	34	34	10	78

Game 9 Recap — #17 Illinois 85, #2 Texas 78 (OT)

No. 17 Illinois fought back from a double-digit second-half deficit to force overtime and take down No. 2 Texas, 85-78, at Madison Square Garden in the Jimmy V Classic. The win marked the Illini's second all-time victory over a top-2 team away from home.

Matthew Mayer scored a season-high 21 points, including five 3-pointers, which tied his career high. **Terrence Shannon Jr.** scored 12 of his 16 points in overtime, his eighth double-figure scoring performance this season.

Jayden Epps registered 11 points, including the Illini's final five points of the second half to send the game to overtime.

Illinois recorded a season-high 12 blocks in the win, with **Mayer**, **Coleman Hawkins**, and **Sencire Harris** all tallying at least two.

After **Mayer** opened the scoring with a 3-pointer, the two sides traded baskets. An 11-3 run midway through the first half that included three Illinois triples pushed the Illini advantage to four with under eight minutes to play in the opening frame.

Illinois closed the first half on a 9-3 run and held a narrow 37-34 lead at the break. **Mayer** led all scorers with a season-high 15 points, on 6-for-6 shooting, and **Hawkins** notched seven in his 19 minutes of first-half action.

The Illini clawed their way back from a double-digit deficit with eight minutes remaining in the second half. A 10-2 run cut Texas' lead to two, via seven points from **RJ Melendez**, with under five minutes to play. With the Illini down by five with one minute to play, **Epps** scored the final five points of the game in regulation to force overtime for the first time this season.

Shannon scored eight of Illinois' first nine points in overtime en route to a seven-point Illini lead with just over two minutes to play.

Illinois fended off a late Texas push, highlighted by **Epps'** final basket of the night, to pick up its second top-10 victory of the season.

GAME 10
PENN STATE 74, #17/17 ILLINOIS 59
DEC. 10, 2022 // STATE FARM CENTER // CHAMPAIGN, ILL.



Official Basketball Box Score - Final
Penn State at Illinois
12/10/22 State Farm Center, Champaign, Ill.
2022-23 Men's Basketball

Game Time: 11:00 AM
Game Duration: 1:49
Attendance: 15,544

Officials: Paul Szolc, D.J. Carstensen, Brian McNutt

Penn State - 74

Record: 7-3 (1-1)

NO.	Name	Min	FG	3P	FT	Rebounds	Fouls	TP	AS	TO	ST	Blocks	+	-
			M-A	M-A	M-A	OR DR TOT	PF FD					BS BA		
1	Seth Lundy	F 35:56	5-9	0-3	6-6	2 5 7	2 4	16	2	1	2	0	0	13
2	Myles Dread	G 32:36	5-9	5-9	0-0	0 4 4	2 1	15	0	0	1	0	0	17
10	Andrew Funk	G 36:59	7-11	6-9	0-0	0 3 3	0 0	20	2	1	3	0	0	16
11	Camren Wynter	G 27:55	0-3	0-1	0-0	0 1 1	2 1	0	2	2	0	0	1	4
22	Jalen Pickett	G 40:00	9-17	0-1	2-4	1 6 7	2 4	20	6	2	2	1	2	15
0	Kanye Clary	12:05	0-2	0-0	0-0	0 1 1	1 1	0	1	1	0	0	0	11
3	Kebba Njie	01:34	0-1	0-0	0-0	0 0 0	1 0	0	0	0	1	0	0	1
12	Evan Mahaffey	11:28	1-2	1-1	0-0	0 2 2	3 0	3	0	1	0	0	1	0
14	Demetrius Lilley	01:27	0-0	0-0	0-0	0 0 0	2 0	0	0	1	0	0	0	-2
Team						0 1 1		0		0				
Totals			27-54	12-24	8-10	3 23 26	15 11	74	13	9	9	1	4	15

Technical Fouls: NONE

Shooting By Period		
1st FG%	18-29	62.1%
3PT%	6-9	66.7%
FT%	5-5	100%
2nd FG%	9-25	36.0%
3PT%	6-15	40.0%
FT%	3-5	60%
GM FG%	27-54	50.0%
3PT%	12-24	50.0%
FT%	8-10	80.0%

Dead Ball Rebounds: 1, 0

Illinois - 59

Record: 7-3 (0-2)

NO.	Name	Min	FG	3P	FT	Rebounds	Fouls	TP	AS	TO	ST	Blocks	+	-
			M-A	M-A	M-A	OR DR TOT	PF FD					BS BA		
24	Matthew Mayer	F 22:59	4-11	2-8	4-5	0 3 3	0 3	14	0	1	0	0	1	-9
33	Coleman Hawkins	F 31:36	3-8	0-2	0-0	2 5 7	2 0	6	6	2	1	0	0	-10
0	Terrence Shannon Jr.	G 26:12	2-7	0-3	0-0	0 2 2	1 1	4	0	3	0	1	0	-17
15	RJ Melendez	G 16:10	2-2	1-1	0-0	0 1 1	0 3	5	1	1	0	0	0	-7
55	Sky Clark	G 32:22	4-8	3-6	0-0	1 6 7	1 1	11	2	1	0	1	0	-15
3	Jayden Epps	25:06	1-5	1-2	0-0	0 3 3	1 0	3	0	3	0	1	0	-2
42	Dain Dainja	11:32	2-3	0-0	2-7	0 2 2	1 6	6	1	0	0	0	0	-5
1	Sencire Harris	20:10	2-3	0-1	0-0	2 1 3	3 1	4	1	0	2	1	0	-4
20	Ty Rodgers	13:53	3-5	0-0	0-0	2 1 3	2 0	6	0	0	1	0	0	-6
Team						0 1 1		0		1				
Totals			23-52	7-23	6-12	7 25 32	11 15	59	11	12	4	4	1	-15

Technical Fouls: NONE

Shooting By Period		
1st FG%	15-26	57.7%
3PT%	3-10	30.0%
FT%	5-9	55.6%
2nd FG%	8-26	30.8%
3PT%	4-13	30.8%
FT%	1-3	33.3%
GM FG%	23-52	44.2%
3PT%	7-23	30.4%
FT%	6-12	50.0%

Dead Ball Rebounds: 5, 0

	PSU	ILL
Biggest lead	19 (2nd 9:41)	5 (1st 11:49)
Best Scoring Run	14 (2nd 9:41)	9 (2nd 13:08)
Lead Changes	8	
Times Tied	6	
Time with Lead	28:14	08:31

Points from		PSU	ILL
Turnovers		14	12
Paint		26	28
Second Chance		5	10
Fast Breaks		3	4
Bench		3	19

Period by Period Scoring			
	1st	2nd	TOT
PSU	47	27	74
ILL	38	21	59

Game 10 Recap — Penn State 74, #17 Illinois 59

No. 17 Illinois struggled on both sides of the ball in a 74-59 loss to Penn State in its Big Ten home opener.

Illinois started off hot, scoring on five of its first six possessions with three 3-pointers. The Illini followed that with a 6-0 run to take a 19-14 lead. But Illinois' defense could not slow down the visitors, as Penn State scored inside and out throughout the opening half.

With the game tied at 34, Penn State surged into the locker room by outscoring the Illini 13-4 over the final three minutes of the first half.

The PSU lead grew to 14 before the Illini rattled off nine unanswered to pull within 52-47 and bring the State Farm Center sellout crowd to its feet. The threat was short lived, however, as the Lions answered by draining a trio of 3-pointers in a span of 64 seconds to take a commanding a 61-47 lead with 11 minutes remaining. Illinois could draw no closer than 12 the rest of the way.

Illinois was held to a season-low 59 points and allowed season highs in opponent field goal percentage (.500), 3-point percentage (.500) and 3-pointers (12).

Matthew Mayer finished in double figures for the second straight game, scoring a team-high 14 points in the defeat, while **Sky Clark** tallied 11 points with a career-high seven rebounds and led the Illini with three 3-pointers, tying a career-high mark.

GAME 11
#18/19 ILLINOIS 68, ALABAMA A&M 47
DEC. 17, 2022 // STATE FARM CENTER // CHAMPAIGN, ILL.



Official Basketball Box Score - Final
Alabama A&M at Illinois
12/17/22 State Farm Center, Champaign, Ill.
2022-23 Men's Basketball

Game Time: 3:00 PM
Game Duration: 2:06
Attendance: 13,813

Officials: Lamont Simpson, Edwin Young, Rob Kueneman

Alabama A&M - 47

Record: 4-7

NO.	Name	Min	FG	3P	FT	Rebounds	Fouls	TP	AS	TO	ST	Blocks	BS	BA	+/-
			M-A	M-A	M-A	OR DR TOT	PF FD								
11	Austin Harvell	06:09	0-1	0-1	0-0	1 0 1	2 1	0	0	2	0	0	0	0	-4
33	Olisa Blaise Akonobi	31:34	3-8	0-0	3-5	4 8 12	0 3	9	0	1	0	6	0	-17	
3	Cameron Tucker	22:01	1-3	0-2	2-2	0 0 0	1 1	4	0	4	2	0	0	-21	
10	Garrett Hicks	28:58	5-15	2-7	1-1	1 2 3	2 2	13	0	0	1	0	1	-20	
15	Dalain Smith	25:07	2-8	0-0	3-4	3 1 4	1 2	7	2	3	0	0	2	-16	
1	Messiah Thompson	23:59	5-12	1-4	1-2	0 0 0	3 3	12	0	3	1	0	1	-9	
2	Ormani Peek	10:43	0-1	0-0	0-0	0 1 1	3 1	0	0	0	0	0	1	1	
22	Lorenzo Downey	11:13	1-3	0-2	0-0	0 0 0	3 3	2	0	0	2	0	0	-3	
12	Brandon Powell	19:21	0-1	0-0	0-0	0 6 6	4 0	0	0	2	1	0	0	0	
34	EJ Williams	04:55	0-0	0-0	0-0	0 0 0	1 0	0	0	1	0	0	0	0	
30	William Tavares de Brito	06:09	0-1	0-0	0-0	0 1 1	1 1	0	0	0	0	0	0	-6	
24	Eric Lee	04:39	0-1	0-0	0-0	0 0 0	1 0	0	0	0	0	0	0	-3	
00	Jayland Randall	03:52	0-2	0-0	0-0	1 1 2	1 0	0	0	0	0	0	0	-5	
13	Xavier Brewer	01:20	0-0	0-0	0-0	0 1 1	0 0	0	0	1	0	0	0	-2	
Team						1 1 2	0			1					
Totals			17-56	3-17	10-14	11 22 33	23 16	47	2	18	7	6	6	-21	

Technical Fouls: NONE

Shooting By Period		
1st FG%	6-30	20.0%
3PT%	1-11	9.1%
FT%	6-7	85.7%
2nd FG%	11-26	42.3%
3PT%	2-6	33.3%
FT%	4-7	57.1%
GM FG%	17-56	30.4%
3PT%	3-17	17.6%
FT%	10-14	71.4%

Dead Ball Rebounds: 2, 0

Illinois - 68

Record: 8-3

NO.	Name	Min	FG	3P	FT	Rebounds	Fouls	TP	AS	TO	ST	Blocks	BS	BA	+/-
			M-A	M-A	M-A	OR DR TOT	PF FD								
24	Matthew Mayer	20:12	9-12	3-6	0-3	2 5 7	4 2	21	1	2	3	0	24		
33	Coleman Hawkins	31:20	2-5	1-3	4-4	2 3 5	1 7	9	4	5	2	0	12		
0	Terrence Shannon Jr.	34:43	5-12	1-5	7-10	1 1 2	1 5	18	2	2	1	0	26		
3	Jayden Epps	26:47	2-6	1-3	0-0	1 3 4	2 1	5	1	3	1	0	7		
55	Sky Clark	21:23	3-7	1-5	1-3	0 1 1	5 3	8	0	2	0	0	13		
1	Sencire Harris	15:28	0-6	0-0	0-0	2 6 8	1 1	0	0	1	1	1	2	1	
20	Ty Rodgers	21:11	0-1	0-0	1-2	2 3 5	0 3	1	1	2	0	0	1	16	
42	Dain Dainja	11:28	2-3	0-0	0-0	1 1 2	1 0	4	0	1	0	0	-2		
15	RJ Melendez	14:48	0-3	0-2	0-0	1 2 3	0 0	0	0	1	0	0	0	5	
12	Brandon Lieb	01:42	1-2	0-0	0-1	2 1 3	1 1	2	0	0	0	0	0	1	
22	Paxton Warden	00:58	0-0	0-0	0-0	0 0 0	0 0	0	0	0	0	0	0	2	
Team						2 4 6	0			0					
Totals			24-57	7-27	13-23	16 30 46	16 23	68	9	18	7	6	6	21	

Technical Fouls: NONE

Shooting By Period		
1st FG%	11-26	42.3%
3PT%	4-15	26.7%
FT%	10-15	66.7%
2nd FG%	13-31	41.9%
3PT%	3-12	25.0%
FT%	3-8	37.5%
GM FG%	24-57	42.1%
3PT%	7-27	25.9%
FT%	13-23	56.5%

Dead Ball Rebounds: 5, 0

	AAM	ILL
Biggest lead	3 (1 st 18:37)	21 (2 nd 0:38)
Best Scoring Run	16(2 nd 10:54)	9 (1 st 16:43)
Lead Changes	1	
Times Tied	1	
Time with Lead	00:19	37:45

Points from	AAM	ILL
Turnovers	16	15
Paint	16	28
Second Chance	12	14
Fast Breaks	6	6
Bench	14	7

Period by Period Scoring			
	1st	2nd	TOT
AAM	19	28	47
ILL	36	32	68

Game 11 Recap — #18 Illinois 68, Alabama A&M 47

After a week off for final exams, No. 18 Illinois took down Alabama A&M at State Farm Center. **Matthew Mayer** posted another strong performance for the Illini, scoring a season-high 21 points with seven rebounds and career-high tying three blocks.

Terrence Shannon Jr. finished close behind Mayer with 18 points while **Sencire Harris** led the Illini with a career-high eight rebounds.

A quick offensive start from both **Mayer** and **Shannon Jr.** pushed the Illini to a 14-7 lead in the first seven minutes of the game.

In his starting debut, freshman **Jayden Epps** broke up a short scoring drought for Illinois with a jumper, propelling the Orange and Blue to a 24-11 advantage early in the first half.

The Illini pushed their advantage to 17 at halftime, 36-19.

Coming out of the locker room, Alabama A&M mounted a comeback effort on the heels of a 16-0 run that cut the Illini lead to 38-37 with just under 11 minutes to play.

But **Coleman Hawkins** snapped the Illinois scoring drought with a pair of free throws at the 10:46 mark, sparking a 15-2 Illini run.

Mayer dominated during the closing stretch, scoring 13 points over his final eight minutes of play that turned a 3-point lead into a comfortable 20-point advantage when he exited the game with 1:42 remaining.

GAME 12
MISSOURI 93, #16/16 ILLINOIS 71
DEC. 22, 2022 // ENTERPRISE CENTER // ST. LOUIS, MO.



Official Basketball Box Score - Final
Illinois at Missouri
12/22/22 Enterprise Center, St. Louis
2022-23 Men's Basketball

Game Time: 8:05 PM
Game Duration: 2:06
Attendance: 18,452

Officials: Terry Oglesby, Owen Shortt, Brian Dorsey

Illinois - 71

Record: 8-4

NO.	Name	Min	FG	3P	FT	Rebounds	Fouls	TP	AS	TO	ST	Blocks	BS	BA	+/-
			M-A	M-A	M-A	OR DR TOT	PF FD								
24	Matthew Mayer	29:20	6-12	4-8	0-0	2 1 3	3 1	16	1	2	2	0	0	-15	
33	Coleman Hawkins	23:28	2-8	0-6	0-1	3 3 6	0 3	4	0	6	1	1	0	-27	
0	Terrence Shannon Jr.	37:26	6-13	0-5	10-12	5 2 7	3 11	22	5	2	1	0	1	-19	
15	RJ Melendez	11:16	0-3	0-2	0-0	1 2 3	1 0	0	0	1	0	0	0	-16	
55	Sky Clark	18:34	0-4	0-1	0-0	1 1 2	2 0	0	0	2	0	0	0	-8	
3	Jayden Epps	29:38	4-13	2-8	2-2	0 2 2	0 2	12	1	3	0	0	1	-15	
42	Dain Dainja	16:39	4-4	0-0	1-2	3 3 6	3 2	9	0	2	0	0	0	-18	
20	Ty Rodgers	15:39	0-1	0-0	0-0	1 0 1	3 0	0	0	0	1	0	0	7	
1	Sencire Harris	18:00	3-4	1-1	1-2	2 3 5	1 1	8	1	0	1	0	0	1	
Team						1 1 2	0			1					
Totals			25-62	7-31	14-19	19 18 37	16 20	71	10	17	6	1	2	-22	

Technical Fouls: NONE

Shooting By Period		
1st FG%	9-28	32.1%
3PT%	1-15	6.7%
FT%	8-10	80%
2nd FG%	16-34	47.1%
3PT%	6-16	37.5%
FT%	6-9	66.7%
GM FG%	25-62	40.3%
3PT%	7-31	22.6%
FT%	14-19	73.7%

Dead Ball Rebounds: 4, 0

Missouri - 93

Record: 11-1

NO.	Name	Min	FG	3P	FT	Rebounds	Fouls	TP	AS	TO	ST	Blocks	BS	BA	+/-
			M-A	M-A	M-A	OR DR TOT	PF FD								
13	Ronnie DeGray III	33:04	3-6	1-2	3-4	0 4 4	2 2	10	1	2	1	1	0	32	
24	Kobe Brown	37:22	10-15	3-4	8-8	4 1 5	2 9	31	8	3	4	0	1	19	
2	Tre Gommillion	11:17	4-5	0-0	0-0	1 2 3	2 0	8	2	1	0	0	0	11	
5	D'Moi Hodge	29:55	8-13	4-9	0-2	1 2 3	1 3	20	0	0	4	1	0	22	
10	Nick Honor	30:01	2-5	0-1	0-0	0 2 2	3 0	4	4	1	2	0	0	6	
23	Aidan Shaw	03:37	0-0	0-0	0-0	0 0 0	1 0	0	0	0	0	0	0	-5	
4	DeAndre Gholston	23:31	6-9	2-3	1-2	0 1 1	5 1	15	3	1	1	0	0	0	
55	Sean East II	23:03	1-4	0-1	1-2	1 2 3	2 1	3	4	1	1	0	0	10	
35	Noah Carter	08:10	1-2	0-0	0-0	1 2 3	2 0	2	1	1	0	0	0	15	
Team						1 3 4	0			0					
Totals			35-59	10-20	13-18	9 19 28	20 16	93	23	10	13	2	1	22	

Technical Fouls: NONE

Shooting By Period		
1st FG%	20-34	58.8%
3PT%	6-13	46.2%
FT%	5-8	62.5%
2nd FG%	15-25	60.0%
3PT%	4-7	57.1%
FT%	8-10	80%
GM FG%	35-59	59.3%
3PT%	10-20	50.0%
FT%	13-18	72.2%

Dead Ball Rebounds: 2, 0

	Illini	Mizzou
Biggest lead	2 (1st 14:48)	35 (2nd 12:50)
Best Scoring Run	7 (2nd 10:50)	15 (1st 8:45)
Lead Changes	2	
Times Tied	2	
Time with Lead	01:18	35:41

Points from	Illini	Mizzou
Turnovers	10	33
Paint	36	42
Second Chance	11	13
Fast Breaks	13	18
Bench	29	20

Period by Period Scoring			
	1st	2nd	TOT
Illini	27	44	71
Mizzou	51	42	93

Game 12 Recap — Missouri 93, #16 Illinois 71

Terrence Shannon Jr. tallied 22 points, but a scoring drought midway through the first half put the No. 16-ranked Fighting Illini in a deficit they could not overcome in a 93-71 setback to rival Missouri in the McBride Homes Braggins' Rights game at Enterprise Center.

After staking to a 12-10 lead following **Dain Dainja's** lay-in at the 14:05 mark of the first half, the Illini were held without a field goal for the next 8 minutes, 46 seconds. During that stretch, the Tigers went on a 22-5 scoring run to build a double-digit lead they would not relinquish.

Overall, the Tigers out-shot the Illini 59 percent to 40 percent, with the Orange and Blue struggling to the tune of just 7-for-31 shooting (.226) from 3-point range. Additionally, Missouri forced the Illini into 17 turnovers and converted those mistakes into a 33 points.

In addition to his 22 points, **Shannon Jr.** also led the Illini with seven rebounds and five assists. **Matthew Mayer** added 16 points, while **Jayden Epps** chipped in with 12 off the bench.

GAME 13

#-/22 ILLINOIS 85, BETHUNE-COOKMAN 52

DEC. 29, 2022 // STATE FARM CENTER // CHAMPAIGN, ILL.



Official Basketball Box Score - Final
Bethune-Cookman at Illinois
12/29/22 State Farm Center, Champaign, Ill.
2022-23 Men's Basketball

Game Time: 7:30 PM
Game Duration: 2:05
Attendance: 15,544

Officials: D.J. Carstensen, Bryan Anslinger, Tariq Lucas

Bethune-Cookman - 52

Record: 4-9

NO.	Name	Min	FG	3P	FT	Rebounds	Fouls	TP	AS	TO	ST	Blocks	BS	BA	+
23	Derrick Carter-Hollinger	F 14:49	0-2	0-0	2-2	0 0 0	0 1	2	0	0	0	0	0	0	-14
32	Elijah Hulsewe	C 16:14	1-3	0-0	2-4	3 5 8	4 3	4	0	5	0	1	1	1	-17
3	Marcus Garrett	G 23:15	1-9	1-3	2-2	0 2 2	3 1	5	0	3	2	0	3	2	-29
12	Kevin Davis	G 33:35	5-13	1-4	2-2	1 2 3	3 1	13	0	2	4	0	2	2	-29
30	Joe French	G 18:31	1-6	0-3	0-0	0 0 0	0 1	2	1	1	0	0	1	1	-24
1	Zion Harmon	19:23	2-8	1-2	2-2	0 2 2	2 2	7	3	3	1	0	1	0	-4
22	Dylan Robertson	14:44	4-6	0-0	4-4	3 0 3	3 2	12	0	1	0	0	1	0	-11
5	Damari McEntire	30:03	3-5	0-1	1-4	1 8 9	3 2	7	1	2	5	1	0	0	-23
2	Lukas Gudavicius	22:43	0-5	0-0	0-0	0 4 4	0 2	0	1	2	0	0	1	0	-2
15	Simeon Womack	02:21	0-1	0-0	0-0	1 1 2	0 0	0	0	1	0	0	1	0	-5
33	James Henderson Jr.	04:22	0-0	0-0	0-0	0 0 0	2 1	0	0	0	0	0	0	0	-7
Team						3 0 3		0	1						
Totals		17:58	3-13	15-20	12 24 36	21 16	52	6	21	12	3	10	33		

Technical Fouls: NONE

Shooting By Period	1st FG%	2nd FG%	3rd FG%	GM FG%
1st FG%	6-30 20.0%			
3PT%	1-9 11.1%			
FT%	6-6 100%			
2nd FG%	11-29 38.3%			
3PT%	2-4 50.0%			
FT%	9-14 64.3%			
GM FG%	17-58 29.3%			
3PT%	3-13 23.1%			
FT%	15-20 75.0%			

Dead Ball Rebounds: 3, 1

Illinois - 85

Record: 9-4

NO.	Name	Min	FG	3P	FT	Rebounds	Fouls	TP	AS	TO	ST	Blocks	BS	BA	+
24	Matthew Mayer	F 22:22	2-9	1-6	2-2	1 4 5	1 1	7	1	0	0	2	1	25	
33	Coleman Hawkins	F 29:44	4-7	1-4	2-2	2 9 11	0 1	11	4	4	1	1	0	24	
42	Dain Dainja	F 25:45	8-10	0-0	6-11	4 2 6	1 8	22	2	2	4	4	0	32	
0	Terrence Shannon Jr.	G 25:49	3-7	2-4	5-6	1 2 3	0 6	13	3	3	4	0	1	31	
1	Sencire Harris	G 23:57	5-7	2-3	0-1	0 4 4	4 2	12	3	2	0	1	0	28	
15	RJ Melendez	23:52	1-8	1-8	2-2	0 3 3	2 1	5	0	1	0	0	0	12	
3	Jayden Epps	21:16	4-7	1-3	1-1	0 0 0	3 1	10	2	0	0	1	0	5	
20	Ty Rodgers	17:47	1-3	0-0	1-2	0 2 2	2 1	3	1	2	1	0	1	3	
12	Brandon Lieb	08:19	1-1	0-0	0-0	1 3 4	3 0	2	1	1	0	1	0	5	
22	Paxton Warden	01:09	0-0	0-0	0-0	0 0 0	0 0	0	0	0	0	0	0	0	
Team						0 1 1		0	0						
Totals		29:59	8-28	19-27	9 30 39	16 21	85	17	15	10	10	3	33		

Technical Fouls: NONE

Shooting By Period	1st FG%	2nd FG%	3rd FG%	GM FG%
1st FG%	16-31 51.6%			
3PT%	5-15 33.3%			
FT%	10-16 62.5%			
2nd FG%	13-28 46.4%			
3PT%	3-13 23.1%			
FT%	9-11 81.8%			
GM FG%	29-59 49.2%			
3PT%	8-28 28.6%			
FT%	19-27 70.4%			

Dead Ball Rebounds: 4, 1

	BCU	ILL
Biggest lead	0 (1st 20:00)	36 (2nd 6:44)
Best Scoring Run	8 (2nd 4:02)	13 (1st 4:57)
Lead Changes	0	
Times Tied	0	
Time with Lead	00:00	37:36

Points from	BCU	ILL
Turnovers	16	27
Paint	22	42
Second Chance	6	10
Fast Breaks	11	19
Bench	26	20

Period by Period Scoring	1st	2nd	TOT
BCU	19	33	52
ILL	47	38	85

Game 13 Recap — Illinois 85, Bethune-Cookman 52

Illinois closed its nonconference slate with a resounding 85-52 home victory over Bethune-Cookman.

Dain Dainja and **Sencire Harris** made their first career starts as head coach Brad Underwood adjusted the Illini's starting lineup in the team's final non-conference action of the year.

Five different players finished in double figures in the 33-point win, while the Illini brought the intensity on both ends of the floor.

Dainja commanded the paint and scored a career-high 22 points on an efficient 8-for-10 shooting performance while also grabbing six rebounds, making four blocks, and tallying a career-high four steals.

Harris took advantage of the opportunity in his first collegiate start and also set a new scoring high with 12 points.

Coleman Hawkins notched a double-double with 11 points and 11 rebounds. **Terrence Shannon Jr.** and **Jayden Epps** finished in double-digits with 13 and 10 points, respectively.

The Illini opened on a 10-0 run fueled by baskets from four different players just over four minutes into the contest. Five minutes later, Illinois used an 18-2 stretch to push its lead up to 29 points with under five minutes to play, holding Bethune-Cookman without a field goal for nearly seven minutes during that run.

Illinois headed into halftime with a 47-19 advantage, using a balanced scoring performance to lead by 28 points at the break.

Dainja scored eight of Illinois' first 10 points after the break. Illinois extended its lead to many as 36 in the second half, cruising to the win.

Dainja, Hawkins, and Harris led the Illinois offensive attack in the final 20 minutes of play, scoring 30 of the team's 38 second-half points.

GAME 14

NORTHWESTERN 73, #-/24 ILLINOIS 60

JAN. 4, 2023 // WELSH-RYAN ARENA // EVANSTON, ILL.



Official Basketball Box Score - Final
Illinois at Northwestern
01/04/23 Welsh-Ryan Arena, Evanston, Ill.
2022-23 Men's Basketball

Game Time: 8:00 PM
Game Duration: 2:11
Attendance: 7,039

Officials: Paul Szalc, Courtney Green, Edwin Young

Illinois - 60

Record: 9-5 (0-3)

NO.	Name	Min	FG	3P	FT	Rebounds	Fouls	TP	AS	TO	ST	Blocks	BS	BA	+
24	Matthew Mayer	F 29:40	5-11	3-7	4-4	0 7 7	5 3	17	0	2	1	3	0	-1	
33	Coleman Hawkins	F 35:47	4-11	2-6	0-1	2 3 5	3 2	10	1	3	0	0	0	-14	
42	Dain Dainja	F 23:57	4-6	0-0	1-2	3 6 9	2 4	9	0	2	0	3	1	-12	
0	Terrence Shannon Jr.	G 32:33	3-8	2-4	1-2	1 4 5	5 1	9	7	3	0	0	0	-9	
1	Sencire Harris	G 09:21	0-1	0-1	0-0	0 0 0	4 1	0	1	0	0	0	0	0	
55	Sky Clark	20:27	1-6	0-3	0-1	0 3 3	0 4	2	2	2	0	0	0	-16	
3	Jayden Epps	21:36	5-12	1-5	0-0	1 1 2	5 1	11	1	2	1	0	1	-1	
15	RJ Melendez	23:57	1-3	0-2	0-0	0 2 2	3 1	2	1	1	0	0	0	-8	
20	Ty Rodgers	02:16	0-0	0-0	0-0	0 1 1	0 0	0	0	0	0	0	0	-2	
22	Paxton Warden	00:09	0-0	0-0	0-0	0 0 0	0 0	0	0	0	0	0	0	-2	
12	Brandon Lieb	00:17	0-0	0-0	0-0	0 0 0	0 0	0	0	0	0	0	0	0	
Team						2 2 4		0	0						
Totals		23:58	8-28	6-10	9 29 38	29 17	60	13	15	2	6	3	-13		

Technical Fouls: Harris 2nd 17:02

Shooting By Period	1st FG%	2nd FG%	3rd FG%	GM FG%
1st FG%	12-26 46.2%			
3PT%	3-14 21.4%			
FT%	0-0 0%			
2nd FG%	11-32 34.4%			
3PT%	5-14 35.7%			
FT%	6-10 60%			
GM FG%	23-58 39.7%			
3PT%	8-28 28.6%			
FT%	6-10 60.0%			

Dead Ball Rebounds: 2, 1

Northwestern - 73

Record: 11-3 (2-1)

NO.	Name	Min	FG	3P	FT	Rebounds	Fouls	TP	AS	TO	ST	Blocks	BS	BA	+
31	Robbie Beran	F 27:05	2-7	0-1	1-1	0 5 5	3 2	5	1	1	1	1	1	10	
34	Matthew Nicholson	C 24:49	3-5	0-0	1-1	3 3 6	2 3	7	1	1	2	0	0	15	
0	Boo Buie	G 28:41	2-13	0-4	11-12	0 1 1	4 6	15	4	1	1	0	2	19	
1	Chase Audige	G 32:22	5-14	4-9	7-8	0 2 2	1 7	21	0	2	4	1	0	2	
3	Ty Berry	G 23:52	3-6	2-3	5-6	0 1 1	2 4	13	1	1	2	0	1	-4	
10	Tyus Verhoeven	12:26	1-1	0-0	0-0	1 1 2	3 0	2	0	1	0	0	0	-6	
5	Julian Roper II	27:54	0-3	0-0	2-4	2 5 7	2 2	2	2	0	0	1	1	13	
13	Brooks Barnhizer	22:34	1-4	1-1	5-8	2 5 7	0 4	8	2	2	1	0	1	16	
53	Roy Dixon III	00:17	0-0	0-0	0-0	0 0 0	0 0	0	0	0	0	0	0	0	
Team						1 3 4		0	1						
Totals		17:53	7-18	32-40	9 26 35	17 28	73	11	8	11	3	6	13		

Technical Fouls: NONE

Shooting By Period	1st FG%	2nd FG%	3rd FG%	GM FG%
1st FG%	10-33 30.3%			
3PT%	3-10 30.0%			
FT%	8-10 80%			
2nd FG%	7-20 35.0%			
3PT%	4-8 50.0%			
FT%	24-30 80%			
GM FG%	17-53 32.1%			
3PT%	7-18 38.9%			
FT%	32-40 80.0%			

Dead Ball Rebounds: 5, 2

	ILL	NU
Biggest lead	5 (2nd 12:46)	15 (2nd 5:53)
Best Scoring Run	8 (2nd 17:03)	13 (2nd 9:26)
Lead Changes	4	
Times Tied	3	
Time with Lead	06:13	28:57

Points from	ILL	NU
Turnovers	4	22
Paint	22	14
Second Chance	7	3
Fast Breaks	6	11
Bench	15	12

Period by Period Scoring	1st	2nd	TOT
ILL	27	33	60
NU	31	42	73

Game 14 Recap — Northwestern 73, Illinois 60

Illinois came up short on the road, falling at Northwestern in its first game of 2023.

After trailing for most of the first half, the Illini fought back from a seven-point deficit to lead early in the second half. Illinois pushed its advantage to as many as five at 43-38 with 12:45 remaining.

But Northwestern hit 3-pointers on each of its next three possession to rattle off nine unanswered and retake the lead. That ignited a 22-2 run that changed the game and put the hosts in control, 60-45.

Illinois played strong defense on the night, holding the Wildcats to just 32% shooting on the night. But the Illini were plagued by turnovers once again, and fouling.

Illinois committed a season-high 29 fouls, leading to Northwestern scoring 32 points at the foul line on 40 free throw attempts, both season-highs for a UI opponent.

The Illini also had 15 turnovers compared to just eight for Northwestern, leading to a 22-4 advantage in points off turnovers for the Cats.

Three different players finished in double figures, with **Matthew Mayer's** 17 points leading the way for the Illini. He also had seven rebounds and career-high three blocks.

Jayden Epps tallied 11 points off the bench, his ninth double-digit scoring performance this season. **Coleman Hawkins** scored 10 points, while **Dain Dainja** recorded nine points, team-high nine rebounds and three blocks after making his second-straight start.

Terrence Shannon Jr. dished out a career-high seven assists to go along with nine points and five rebounds.

GAME 15
#-24 ILLINOIS 79, #14/15 WISCONSIN 69
JAN. 7, 2023 // STATE FARM CENTER // CHAMPAIGN, ILL.



Official Basketball Box Score - Final
Wisconsin at Illinois
01/07/23 State Farm Center, Champaign, Ill.
2022-23 Men's Basketball

Game Time: 12:30 PM
Game Duration: 2:03
Attendance: 15,544

Officials: D.J. Carstensen, Kelly Pfeifer, Lewis Garrison

Wisconsin - 69

Record: 11-3 (3-1)

No.	Name		Min	FG		3P		FT		Rebounds			Fouls		TP	AS	TO	ST	Blocks		+/-
				M-A	M-A	M-A	M-A	M-A	M-A	OR	DR	TOT	PF	FD					BS	BA	
14	Carter Gilmore	F	30:36	2-3	0-0	0-1	3	4	7	3	2	4	1	1	1	0	0	0	-7		
22	Steven Crowl	F	28:35	9-18	1-7	1-2	4	8	12	3	3	20	3	2	0	1	1	-11			
2	Jordan Davis	G	26:15	2-4	1-3	0-1	0	4	4	3	1	5	0	0	0	0	0	-1			
11	Max Klesmit	G	33:13	4-9	2-5	1-3	1	3	4	4	3	11	1	0	2	1	1	-11			
23	Chucky Hepburn	G	36:12	8-18	3-7	3-5	0	3	3	2	4	22	7	3	4	0	2	-5			
35	Markus Iler		18:41	1-6	0-3	0-0	1	2	3	0	0	2	0	0	0	0	1	-2			
3	Connor Essegian		22:40	2-5	1-3	0-0	0	0	0	3	1	5	0	2	0	0	1	-4			
4	Kamari McGee		02:29	0-1	0-1	0-0	0	0	0	1	0	0	0	1	0	0	0	-9			
21	Chris Hodges		01:19	0-0	0-0	0-0	1	0	1	2	0	0	0	0	0	0	0	0			
Team							0	0	0			0									
Totals				28-64	8-29	5-12	10	24	34	21	14	69	12	9	6	2	6	-10			

Technical Fouls: NONE

Shooting By Period			
1st FG%	11-27	40.7%	
3PT%	4-14	28.6%	
FT%	1-3	33.3%	
2nd FG%	17-37	45.9%	
3PT%	4-15	26.7%	
FT%	4-9	44.4%	
GM FG%	28-64	43.8%	
3PT%	8-29	27.6%	
FT%	5-12	41.7%	

Dead Ball Rebounds: 2, 0

Illinois - 79

Record: 10-5 (1-3)

NO.	Name		Min	FG		3P		FT		Rebounds			Fouls		TP	AS	TO	ST	Blocks		+/-
				M-A	M-A	M-A	M-A	M-A	M-A	OR	DR	TOT	PF	FD					BS	BA	
24	Matthew Mayer	F	29:52	2-5	1-2	5-6	2	4	6	3	5	10	3	0	0	2	0	8			
33	Coleman Hawkins	F	32:34	7-11	6-9	0-0	0	5	5	2	0	20	1	2	0	0	0	7			
42	Dain Dainja	F	24:11	2-6	0-0	0-2	2	4	6	2	5	4	1	1	0	3	1	5			
0	Terrence Shannon Jr.	G	31:19	7-11	1-2	9-12	0	8	8	4	7	24	3	2	1	1	0	5			
1	Sencire Harris	G	15:16	0-2	0-0	0-0	0	0	0	1	1	0	2	0	3	0	0	13			
3	Jayden Epps		29:22	5-8	2-3	3-4	1	2	3	1	2	15	2	4	1	0	0	3			
15	RJ Melendez		24:31	1-6	0-3	2-2	1	5	6	1	1	4	2	0	0	0	1	4			
20	Ty Rodgers		12:55	1-4	0-0	0-0	1	2	3	0	0	2	0	1	0	0	0	5			
Team							0	0	0			0									
Totals				25-53	10-19	19-26	7	30	37	14	21	79	14	10	5	6	2	10			

Technical Fouls: NONE

Shooting By Period			
1st FG%	13-31	41.9%	
3PT%	4-9	44.4%	
FT%	0-2	0%	
2nd FG%	12-22	54.5%	
3PT%	6-10	60.0%	
FT%	19-24	79.2%	
GM FG%	25-53	47.2%	
3PT%	10-19	52.6%	
FT%	19-26	73.1%	

Dead Ball Rebounds: 4, 1

	WIS	ILL
Biggest lead	5 (1st 14:11)	15 (2nd 6:34)
Best Scoring Run	6 (2nd 13:26)	11 (1st 1:12)
Lead Changes	3	
Times Tied	2	
Time with Lead	14:12	23:15

Points from		WIS	ILL
Turnovers		15	9
Paint		38	26
Second Chance		10	4
Fast Breaks		5	7
Bench		7	21

Period by Period Scoring			
	1st	2nd	TOT
WIS	27	42	69
ILL	30	49	79

Game 15 Recap — Illinois 79, #14 Wisconsin 69

The Fighting Illini men's basketball team returned to the win column in a big way, knocking off No. 14 Wisconsin, 79-69, in front of a sell-out crowd at State Farm Center.

The win halted a three-game skid in conference play for the Illini, while the league-leading Badgers suffered their first loss since Nov. 29, snapping a string of six consecutive wins.

The teams battled throughout the first half with neither squad able to push ahead by more than five points early in the game. The Illini, fueled by timely 3-point shooting and a continued emphasis on the defensive end, took control of the game with a 24-6 run that spanned the final 4:20 of the first half (11-3), and the first five minutes out of halftime (13-3).

That run erased a five-point Illini deficit (24-19), and gave the Orange and Blue a 13-point lead (43-30) with just more than 15 minutes left in the contest. From that point on, the Badgers drew no closer than seven points, as the Illini closed out their third top-15 win of the season.

Four Illini tallied double-digits scoring, led by a 24-point effort from **Terrence Shannon Jr.**, his fifth 20-point game of the season.

Coleman Hawkins scored 20 behind a career-high six 3-pointers. **Jayden Epps** (15), and **Matthew Mayer** (10), also scored in double figures.

Three-point shooting proved to be a difference in the game, as the Illini shot a season-high 52.6% (10-19) from beyond the arc, while holding the Badgers to just 28% (8-29).

GAME 16
ILLINOIS 76, NEBRASKA 50

JAN. 10, 2023 // PINNACLE BANK ARENA // LINCOLN, NEB.



Official Basketball Box Score - Final
Illinois at Nebraska
01/10/23 Pinnacle Bank Arena, Lincoln
2022-23 Men's Basketball

Game Time: 8:01 PM
Game Duration: 2:01
Attendance: 12,756

Officials: Courtney Green, Rob Kueneman, Chad Barlow

Illinois - 76

Record: 11-5 (2-3)

NO.	Name		Min	FG		3P		FT		Rebounds			Fouls		TP	AS	TO	ST	Blocks		+/-
				M-A	M-A	M-A	M-A	M-A	M-A	OR	DR	TOT	PF	FD					BS	BA	
24	Matthew Mayer	F	25:03	2-10	2-8	4-5	0	4	4	3	2	10	2	1	1	2	0	8			
33	Coleman Hawkins	F	35:08	5-9	1-5	1-2	0	3	3	2	2	12	5	2	1	1	0	20			
42	Dain Dainja	F	16:01	1-1	0-0	2-2	3	4	7	4	2	4	0	2	0	3	0	11			
0	Terrence Shannon Jr.	G	34:48	10-17	2-7	3-5	4	7	11	2	6	25	4	0	4	0	0	25			
1	Sencire Harris	G	19:43	0-6	0-2	0-0	0	2	2	2	1	0	0	2	3	0	0	16			
3	Jayden Epps		27:22	5-6	1-1	0-0	0	2	2	3	0	11	3	1	1	0	0	17			
15	RJ Melendez		23:02	4-9	2-6	0-0	0	2	1	3	3	2	10	0	2	1	0	0	17		
20	Ty Rodgers		15:56	1-2	0-0	2-4	4	3	7	2	2	4	1	0	1	1	1	18			
5	AJ Redd		00:59	0-0	0-0	0-0	0	0	0	0	0	0	0	0	0	0	0	2			
12	Brandon Lieb		00:59	0-0	0-0	0-0	0	0	0	0	0	0	0	0	0	0	0	2			
22	Paxton Warden		00:59	0-0	0-0	0-0	0	0	0	0	0	0	0	0	0	0	0	2			
Team							0	2	2			0									
Totals				28-61	8-29	12-18	13	28	41	21	17	76	15	11	12	7	2	26			

Technical Fouls: NONE

Shooting By Period			
1st FG%	10-30	33.3%	
3PT%	4-16	25.0%	
FT%	10-16	62.5%	
2nd FG%	18-31	58.1%	
3PT%	4-13	30.8%	
FT%	2-2	100%	
GM FG%	28-61	45.9%	
3PT%	8-29	27.6%	
FT%	12-18	66.7%	

Dead Ball Rebounds: 2, 0

Nebraska - 50

Record: 9-8 (2-4)

NO.	Name		Min	FG M-A	3P M-A	FT M-A	Rebounds			Fouls PF FD	TP	AS	TO	ST	Blocks BS BA		+/-	
4	Juwan Gary	F	16:16	1-3	1-2	0-0	0	3	3	1	1	3	0	2	0	2	-8	
13	Derrick Walker	F	19:15	2-7	0-0	1-1	3	1	4	2	2	5	3	3	1	0	-22	
0	C.J. Wilcher	G	32:01	4-8	0-1	0-0	3	1	4	1	0	8	0	3	0	0	-27	
5	Sam Griesel	G	31:58	4-11	0-3	4-9	0	6	6	2	7	12	2	4	0	0	-25	
25	Emmanuel Boudoumel	G	24:32	1-5	0-1	0-0	0	7	7	2	6	2	1	2	1	0	-7	
32	Wilhelm Breidenbach		13:01	4-7	2-3	1-1	0	1	1	3	1	11	0	1	0	0	-8	
30	Keisei Tominaga		25:17	3-5	0-1	0-0	0	0	0	0	2	6	0	0	1	0	-16	
12	Denim Dawson		16:47	0-2	0-0	0-0	1	1	2	4	0	0	0	1	0	0	-1	
15	Blaise Kelte		03:33	0-2	0-0	0-0	0	1	1	0	0	0	1	0	0	0	-2	
10	Jamarques Lawrence		14:23	1-4	1-3	0-0	0	1	1	2	2	3	1	1	0	0	-1	
1	Sam Hoberg		00:59	0-0	0-0	0-0	0	0	0	0	0	0	0	0	0	0	-2	
24	Jeff Grace		00:59	0-0	0-0	0-0	0	0	0	0	0	0	0	0	0	0	-2	
33	Oleg Kojenets		00:59	0-0	0-0	0-0	0	0	0	0	0	0	0	0	0	0	-2	
Team							2	2	4			0						
Totals				20-54	4-14	6-11	9	24	33	17	21	50	8	17	3	2	7	-26

GAME 17

ILLINOIS 75, MICHIGAN STATE 66

JAN. 13, 2023 // STATE FARM CENTER // CHAMPAIGN, ILL.



Official Basketball Box Score - Final
Michigan State at Illinois
01/13/23 State Farm Center, Champaign, Ill.
2022-23 Men's Basketball

Game Time: 8:00 PM
Game Duration: 1:59
Attendance: 15,544

Officials: Kelly Pfeiffer, Keith Kimble, John Gaffney

Michigan State - 66												
Record: 12-5 (4-2)												
NO.	Name	Min	FG	3P	FT	Rebounds	Fouls	TP	AS	TO	ST	Blocks
			M-A	M-A	M-A	OR DR TOT	PF FD					BS BA +/-
10	Joey Hauser	F 34:56	4-11	0-2	3-3	4 7 11	2 4	11	0	0	0	0 -9
22	Mady Sissoko	C 21:06	2-3	0-0	1-2	2 4 6	3 1	5	0	1	0	0 1 0
2	Tyson Walker	G 35:46	6-15	0-1	2-2	1 3 4	2 2	14	0	3	0	1 -13
3	Jaden Akins	G 34:37	3-11	0-3	0-0	1 3 4	2 0	6	1	1	2	0 4 -11
11	A.J. Hoggard	G 29:48	8-16	0-1	4-6	1 3 4	4 3	20	1	3	0	0 -9
0	Jaxon Kohler	01:58	0-0	0-0	0-0	0 0 0	0 0	0	0	0	0	0 0 0
5	Tre Holloman	07:51	1-2	0-0	0-0	0 2 2	2 0	2	1	0	0	0 -4
25	Malik Hall	18:02	1-4	0-0	0-0	1 3 4	2 0	2	1	1	0	0 2 1
15	Carson Cooper	12:24	3-3	0-0	0-0	2 2 4	0 0	6	0	0	0	1 -4
1	Pierre Brooks	03:32	0-0	0-0	0-0	0 0 0	0 0	0	0	0	0	0 0 4
Team						3 0 3				0	0	
Totals			28-65	0-7	10-13	15 27 42	18 10	66	4	9	2	2 10 -9

Shooting By Period		
1st FG%	17-33	51.5%
3PT%	0-2	0.0%
FT%	3-5	60%
2nd FG%	11-32	34.4%
3PT%	0-5	0.0%
FT%	7-8	87.5%
GM FG%	28-65	43.1%
3PT%	0-7	0.0%
FT%	10-13	76.9%
Dead Ball Rebounds: 2, 0		

Technical Fouls: Bench 1st 12:42

Illinois - 75												
Record: 12-5 (3-3)												
NO.	Name	Min	FG	3P	FT	Rebounds	Fouls	TP	AS	TO	ST	Blocks
			M-A	M-A	M-A	OR DR TOT	PF FD					BS BA +/-
24	Matthew Mayer	F 29:32	7-12	3-6	2-2	0 3 3	4 2	19	1	1	1	6 0 23
33	Coleman Hawkins	F 36:28	3-9	1-4	2-2	4 4 8	3 3	9	2	2	0	1 0 12
42	Dain Dainja	F 32:29	8-12	0-0	4-5	3 4 7	0 5	20	1	1	0	2 0 10
0	Terrence Shannon Jr.	G 34:19	5-13	1-5	6-6	0 5 5	1 4	17	1	1	0	0 0 1
1	Sencire Harris	G 10:35	0-1	0-0	0-0	0 0 0	0 0	0	0	0	0	0 -5
3	Jayden Epps	30:43	3-10	1-3	0-0	0 3 3	0 1	7	5	0	2	1 2 17
15	RJ Melendez	17:56	1-2	0-0	1-3	1 1 2	2 2	3	1	0	0	0 0 2
20	Ty Rodgers	07:58	0-1	0-0	0-0	0 1 1	0 0	0	0	0	0	0 -15
Team						0 1 1				0	0	
Totals			27-60	6-18	15-18	8 22 30	11 17	75	11	5	4	10 2 9

Shooting By Period		
1st FG%	12-32	37.5%
3PT%	3-11	27.3%
FT%	6-6	100%
2nd FG%	15-28	53.6%
3PT%	3-7	42.9%
FT%	9-12	75%
GM FG%	27-60	45.0%
3PT%	6-18	33.3%
FT%	15-18	83.3%
Dead Ball Rebounds: 1, 1		

Technical Fouls: Bench 2nd 14:13

	MSU	ILL
Biggest lead	9 (2 nd 14:13)	9 (2 nd 0:31)
Best Scoring Run	8 (1 st 8:43)	10 (2 nd 7:28)
Lead Changes	4	
Times Tied	8	
Time with Lead	20:01	14:40

Points from	MSU	ILL
Turnovers	4	8
Paint	44	38
Second Chance	16	8
Fast Breaks	2	6
Bench	10	10

Period by Period Scoring			
	1st	2nd	TOT
MSU	37	29	66
ILL	33	42	75

Game 17 Recap — Illinois 75, Michigan State 66

Big second-half performances from **Dain Dainja** and **Matthew Mayer** propelled Illinois to a comeback home victory over Michigan State, as the Illini outscored the Spartans by 13 in the second half.

Dainja scored 12 of his team-high 20 points in the second half, while **Mayer** recorded 14 of his 19 points in the final 20 minutes of action.

The Illini defense was stellar, recording 10 blocked shots, with **Mayer** leading the way with a career-high six blocks. Illinois also held Michigan State without a 3-pointer, as the Spartans went 0-for-7 from beyond the arc.

Terrence Shannon Jr. scored 17 points in the victory, his 14th double-figure scoring performance this season. **Jayden Epps** added seven off the bench and tallied a career-high five assists without a turnover, and **Coleman Hawkins** registered nine points and eight rebounds.

Shannon took control on the offensive end, scoring 15 of the Illini's 19 points through the opening 10 minutes of first-half action. The Illini led by as many as five points in the opening half, but the Spartans ultimately took a 37-33 advantage into the break.

Down by nine with 14 minutes to play, the Illini offense started clawing its way back. Four straight points from **Hawkins** cut the Illinois deficit to five, and that spark was the start of a big Illini run.

Illinois used a 10-0 spree to take a 59-54 lead with eight minutes left. **Mayer** was a big reason behind that stretch, scoring eight points during the momentum-swinging run to bring the State Farm Center crowd to its feet.

Michigan State responded and tied the game at 60 with under six to play before five straight by Illinois on a **Hawkins** triple and a **Dainja** offensive rebound basket, putting the Orange and Blue ahead by five.

Dainja continued his strong showing by hitting a jumper to bring him up to 20 points. The Illini then thwarted the Spartan comeback bid by closing the game with an 8-2 run, improving to .500 in league play with its first straight win.

GAME 18

ILLINOIS 78, MINNESOTA 60

JAN. 16, 2023 // WILLIAMS ARENA // MINNEAPOLIS, MINN.



Official Basketball Box Score - Final
Illinois at Minnesota
01/16/23 Williams Arena, Minneapolis
2022-23 Men's Basketball

Game Time: 5:00 PM
Game Duration: 1:59
Attendance: 9,874

Officials: Courtney Green, Steve McMunkins, Edwin Young

Illinois - 78												
Record: 13-5 (4-3)												
NO.	Name	Min	FG	3P	FT	Rebounds	Fouls	TP	AS	TO	ST	Blocks
			M-A	M-A	M-A	OR DR TOT	PF FD					BS BA +/-
24	Matthew Mayer	F 30:42	8-14	3-6	0-0	2 8 10	3 0	19	1	2	1	2 0 14
33	Coleman Hawkins	F 16:49	1-2	1-2	0-0	0 4 4	4 0	3	1	1	0	0 0 16
42	Dain Dainja	F 21:03	5-6	0-0	1-2	2 2 4	3 2	11	2	0	0	1 0 17
0	Terrence Shannon Jr.	G 26:56	2-12	0-3	7-8	0 4 4	2 8	11	4	3	1	0 2 16
1	Sencire Harris	G 20:38	3-7	1-2	0-0	1 7 8	0 0	7	3	0	0	0 0 7
3	Jayden Epps	24:35	5-9	0-0	0-0	0 2 2	4 0	10	1	1	0	2 0 9
15	RJ Melendez	21:39	1-5	0-3	1-1	0 3 3	0 1	3	4	1	0	0 0 10
20	Ty Rodgers	22:39	4-5	0-0	0-2	3 5 8	2 1	8	0	0	0	1 0 13
12	Brandon Lieb	12:19	2-3	0-0	0-1	1 1 2	3 1	4	1	1	0	1 0 -6
22	Paxton Warden	01:44	1-1	0-0	0-0	0 0 0	0 0	2	0	0	0	0 0 -3
5	AJ Redd	00:56	0-0	0-0	0-0	0 0 0	0 0	0	0	0	0	0 0 -3
Team						5 0 5				0	1	
Totals			32-64	5-16	9-14	14 36 50	21 13	78	17	11	2	7 2 18

Shooting By Period		
1st FG%	15-34	44.1%
3PT%	3-10	30.0%
FT%	2-4	50%
2nd FG%	17-30	56.7%
3PT%	2-6	33.3%
FT%	7-10	70%
GM FG%	32-64	50.0%
3PT%	5-16	31.3%
FT%	9-14	64.3%
Dead Ball Rebounds: 2, 0		

Technical Fouls: NONE

Minnesota - 60												
Record: 7-9 (1-5)												
NO.	Name	Min	FG	3P	FT	Rebounds	Fouls	TP	AS	TO	ST	Blocks
			M-A	M-A	M-A	OR DR TOT	PF FD					BS BA +/-
1	Joshua Ola-Joseph	F 23:45	2-5	0-1	2-4	1 2 3	2 4	6	0	1	0	0 1 -9
3	Dawson Garcia	F 36:39	6-14	1-3	4-6	3 3 6	2 4	17	4	1	1	0 1 -21
10	Jamison Battle	F 26:41	4-11	0-0	0-0	0 3 3	2 1	8	1	0	1	0 0 -16
0	Taurus Samuels	G 17:52	0-2	0-0	0-0	0 1 1	2 0	0	0	0	0	0 0 -10
55	Talon Cooper	G 38:25	7-11	1-2	1-3	0 3 3	1 3	16	3	1	0	0 0 -19
4	Braeden Carrington	20:26	2-8	1-4	1-2	0 0 0	2 3	6	0	0	1	0 1 -8
1	Pharrel Payne	21:41	0-0	0-0	4-6	1 6 7	2 4	4	4	2	0	2 -5
24	Jaden Henley	13:54	0-5	0-0	3-4	1 0 1	1 2	3	1	0	2	0 1 -1
42	Treyton Thompson	00:37	0-0	0-0	0-0	0 0 0	0 0	0	0	0	0	0 0 -3
Team						2 3 5				0	0	
Totals			21-58	3-13	15-25	8 21 29	14 21	60	13	5	5	2 7 -18

Shooting By Period		
1st FG%	13-29	44.8%
3PT%	2-6	33.3%
FT%	4-7	57.1%
2nd FG%	8-29	27.6%
3PT%	1-7	14.3%
FT%	11-18	61.1%
GM FG%	21-58	36.2%
3PT%	3-13	23.1%
FT%	15-25	60.0%
Dead Ball Rebounds: 3, 0		

Technical Fouls: Ola-Joseph 2nd 5:00

	ILL	UMN
Biggest lead	25 (2 nd 4:32)	3 (1 st 19:43)
Best Scoring Run	12 (2 nd 15:25)	5 (1 st 8:17)
Lead Changes	5	
Times Tied	2	
Time with Lead	34:34	04:00

Points from	ILL	UMN
Turnovers	6	9
Paint	54	28
Second Chance	14	11
Fast Breaks	7	3
Bench	27	13

Period by Period Scoring			
	1st	2nd	TOT
ILL	35	43	78
UMN	32	28	60

Game 18 Recap — Illinois 78, Minnesota 60

Illinois extended its winning streak to four games with a 78-60 road win over Minnesota at Williams Arena. Four different Illini finished with double figures, 10 different players scored, and the defense came to play once again in the 18-point victory.

Illinois outscored Minnesota by 15 points and held the Golden Gophers to 27.6 percent and just eight field goals in the second half in the win.

The Illini commanded the paint, outrebounding Minnesota, 50-29, which included 14 offensive rebounds and a season-high 36 defensive rebounds. Illinois took advantage by scoring 14 second-chance points, while the Illini scored 54 points in the paint.

Matthew Mayer registered his first career double-double with a game-high 19 points and 10 rebounds. **Dain Dainja** scored 11 points, his second straight double-digit scoring night.

Terrence Shannon Jr. recorded 11 points, four rebounds, four assists, and one steal, while **Jayden Epps** tallied 10 points, two rebounds, two blocks, and one assist off the bench.

Sencire Harris put together one of his best games in an Illinois uniform with seven points, eight rebounds, and three assists. Fellow freshman **Ty Rodgers** scored a career-high eight points and grabbed eight rebounds in his 22 minutes of action, his most in a Big Ten game this season.

With the two sides trading baskets for a majority of the first half, Illinois led by as many as seven but ultimately by three, 35-32, at halftime.

The Illini started to find their rhythm early in the second half, using a 12-0 scoring run to take a double-digit lead less than five minutes into the frame.

A 13-3 run, which included seven points from **Mayer**, helped Illinois extend its lead to 20 points with under eight minutes to play. The Illini led by as many as 25 before removing its rotation players for the closing minutes.

GAME 19
INDIANA 80, #-/23 ILLINOIS 65
JAN. 19, 2023 // STATE FARM CENTER // CHAMPAIGN, ILL.



Official Basketball Box Score - Final
Indiana at Illinois
01/19/23 State Farm Center, Champaign, Ill.
2022-23 Men's Basketball

Game Time: 7:30 PM
Game Duration: 2:06
Attendance: 15,544

Officials: Terry Oglesby, Don Daly, Doug Simons

Indiana - 80												
Record: 12-6 (3-4)												
NO.	Name	Min	FG	3P	FT	Rebounds	Fouls	TP	AS	TO	ST	Blocks
			M-A	M-A	M-A	OR DR TOT	PF FD					BS BA +/-
22	Miller Kopp	F 33:25	2-3	1-1	1-3	0 2 2	1 0	6	1	0	3	0 0 12
22	Jordan Geronimo	F 29:52	6-8	1-3	0-0	1 7 8	3 0	13	1	4	0	3 0 15
23	Trayce Jackson-Davis	F 35:33	15-19	0-0	5-6	1 8 9	1 4	35	5	3	0	3 1 15
1	Jalen Hood-Schifino	G 31:34	5-12	0-0	0-0	1 2 3	4 2	10	4	4	1	0 0 17
32	Trey Galloway	G 24:35	4-5	1-1	2-2	0 1 1	4 1	11	2	1	0	0 1 21
53	Tamar Bates	F 21:54	0-3	0-0	0-0	0 3 3	1 0	0	0	1	0	0 0 -4
5	Malik Reneau	13:50	2-4	0-0	1-2	3 3 6	4 1	5	0	1	0	0 0 -1
11	CJ Gunn	07:47	0-1	0-0	0-0	0 0 0	0 0	0	0	0	0	0 0 -2
3	Anthony Loal	00:45	0-0	0-0	0-0	0 0 0	1 0	0	0	0	0	0 0 1
10	Kaleb Banks	00:45	0-0	0-0	0-0	0 0 0	0 0	0	0	0	0	0 0 1
Team						3 4 7				0 3		
Totals			34-55	3-9	9-13	9 30 39	20 8	80	13	17	4	6 2 15

Shooting By Period			
1st FG%	20-30	66.7%	
3PT%	2-3	66.7%	
FT%	1-3	33.3%	
2nd FG%	14-25	56.0%	
3PT%	1-6	16.7%	
FT%	8-10	80%	
GM FG%	34-55	61.8%	
3PT%	3-9	33.3%	
FT%	9-13	69.2%	
Dead Ball Rebounds: 3, 0			

Technical Fouls: Bench 1st 13:18

Illinois - 65												
Record: 13-6 (4-4)												
NO.	Name	Min	FG	3P	FT	Rebounds	Fouls	TP	AS	TO	ST	Blocks
			M-A	M-A	M-A	OR DR TOT	PF FD					BS BA +/-
24	Matthew Mayer	F 21:53	0-4	0-1	0-0	1 1 2	0 2	0	1	1	0	0 1 -12
33	Coleman Hawkins	F 38:13	3-8	1-4	2-4	3 2 5	0 3	9	1	2	2	0 0 -11
42	Dain Dainja	F 30:35	4-8	0-0	1-4	4 4 8	3 2	9	0	1	3	1 1 -5
0	Terrence Shannon Jr.	G 36:52	8-18	4-7	6-10	1 0 1	1 5	26	3	4	3	1 1 -16
1	Sencire Harris	G 17:04	4-7	0-0	0-2	1 0 1	1 2	8	1	0	1	0 1 -15
3	Jayden Epps	22:01	1-8	1-4	0-0	0 3 3	0 0	3	0	0	1	0 2 0
15	RJ Melendez	22:04	4-8	2-3	0-1	2 2 4	1 4	10	0	0	1	0 0 -13
20	Ty Rodgers	08:45	0-1	0-0	0-0	0 1 1	1 0	0	1	0	0	0 0 -7
25	Zacharie Perrin	01:57	0-0	0-0	0-2	0 0 0	1 1	0	0	0	0	0 0 4
12	Brandon Lieb	00:36	0-0	0-0	0-0	0 0 0	0 0	0	0	0	0	0 0 0
Team						2 0 2				0 1		
Totals			24-62	8-19	9-23	14 13 27	9 19	65	7	9	11	2 6 -15

Technical Fouls: Melendez 1st 12:44 Bench 2nd 16:52

		IND	ILL
Biggest lead	21 (2 nd 12:19)	4 (1 st 18:13)	
Best Scoring Run	12 (1 st 14:38)	9 (2 nd 7:48)	
Lead Changes	1		
Times Tied	1		
Time with Lead	36:35	01:44	

Points from		IND	ILL
Turnovers		5	18
Paint		54	32
Second Chance		16	13
Fast Breaks		4	11
Bench		5	13

Period by Period Scoring			
	1st	2nd	TOT
IND	43	37	80
ILL	33	32	65

Shooting By Period			
1st FG%	12-31	38.7%	
3PT%	4-10	40.0%	
FT%	5-10	50%	
2nd FG%	12-31	38.7%	
3PT%	4-9	44.4%	
FT%	4-13	30.8%	
GM FG%	24-62	38.7%	
3PT%	8-19	42.1%	
FT%	9-23	39.1%	
Dead Ball Rebounds: 8, 0			

Game 19 Recap — Indiana 80, Illinois 65

Illinois fell to Indiana, 80-65, at State Farm Center, snapping the team's four-game winning streak.

After Illinois scored the game's first four points, Indiana responded with 12 unanswered as part of a 20-5 run over a seven-plus minute stretch when the Illini were held without a field goal.

The Illini trailed by 19 with four minutes left in the first half before cutting the deficit to 10 at the break.

Illinois got within eight on the first possession of the second half, but the Hoosiers pushed the lead right back to double digits, where it remained the rest of the way.

Terrence Shannon Jr. recorded a team-high 26 points, his fifth consecutive contest in double figures and his seventh game with at least 20 points. Shannon also registered three assists.

RJ Melendez added 10 points, his fifth double-digit scoring performance, and grabbed four rebounds.

The Illini forced 17 turnovers, their highest mark in conference action this season, and they scored 18 points off those takeaways.

Illinois grabbed 14 offensive rebounds and tallied 13 second-chance points, while the hosts made 11 steals and capitalized with 11 fast-break points.

GAME 20
ILLINOIS 69, OHIO STATE 60
JAN. 24, 2023 // STATE FARM CENTER // CHAMPAIGN, ILL.



Official Basketball Box Score - Final
Ohio State at Illinois
01/24/23 State Farm Center, Champaign, Ill.
2022-23 Men's Basketball

Game Time: 6:00 PM
Game Duration: 2:03
Attendance: 15,544

Officials: Paul Szlez, Kelly Pfeifer, Edwin Young

Ohio State - 60												
Record: 11-9 (3-6)												
NO.	Name	Min	FG	3P	FT	Rebounds	Fouls	TP	AS	TO	ST	Blocks
			M-A	M-A	M-A	OR DR TOT	PF FD					BS BA +/-
10	Brice Sensabaugh	F 24:20	5-13	0-2	4-7	2 2 4	2 5	14	1	1	0	0 4 -5
23	Zed Key	F 23:18	2-8	0-1	4-5	1 2 3	5 6	18	1	2	1	0 0 -7
2	Bruce Thornton	G 27:36	3-7	1-2	1-2	0 1 1	2 2	8	0	1	1	0 0 -7
4	Sean McNeil	G 32:37	2-6	1-2	2-2	1 4 5	0 1	7	3	1	0	0 0 -5
13	Isaac Likekele	G 25:28	2-8	0-0	1-4	1 4 5	1 3	5	2	1	1	0 2 -16
14	Justice Sueing	21:00	6-11	1-2	0-0	2 2 4	3 1	13	0	0	0	1 0 -3
0	Tanner Holden	06:18	0-2	0-0	0-0	0 0 0	1 0	0	0	0	0	0 0 -10
3	Eugene Brown III	08:27	1-1	0-0	0-0	0 0 0	2 0	2	0	0	0	0 0 -11
1	Roddy Gayle Jr.	18:23	1-4	1-1	0-0	1 0 1	0 2	3	1	0	3	0 0 11
34	Felix Okpara	12:33	0-0	0-0	0-0	0 1 1	0 0	0	0	0	0	1 0 -6
Team						2 4 6				0 0		
Totals			22-60	4-10	12-20	10 20 30	16 20	80	8	6	6	3 6 -9

Shooting By Period			
1st FG%	10-32	31.3%	
3PT%	3-8	37.5%	
FT%	3-6	50%	
2nd FG%	12-28	42.9%	
3PT%	1-2	50.0%	
FT%	9-14	64.3%	
GM FG%	22-60	36.7%	
3PT%	4-10	40.0%	
FT%	12-20	60.0%	
Dead Ball Rebounds: 5, 0			

Technical Fouls: NONE

Illinois - 69												
Record: 14-6 (5-4)												
NO.	Name	Min	FG	3P	FT	Rebounds	Fouls	TP	AS	TO	ST	Blocks
			M-A	M-A	M-A	OR DR TOT	PF FD					BS BA +/-
24	Matthew Mayer	F 26:58	3-9	2-6	4-5	2 6 8	5 4	12	0	2	0	2 1 7
33	Coleman Hawkins	F 36:34	5-10	1-6	0-0	4 5 9	1 4	11	6	1	1	3 0 13
42	Dain Dainja	F 13:21	3-5	0-0	0-0	1 3 4	4 0	6	1	1	1	0 1 -2
0	Terrence Shannon Jr.	G 36:21	4-10	0-3	9-9	3 4 7	1 6	17	3	1	1	0 1 14
3	Jayden Epps	G 31:26	5-13	2-8	2-2	0 2 2	1 1	14	1	2	0	0 0 3
15	RJ Melendez	30:28	1-6	0-3	1-2	0 3 3	2 1	3	0	0	0	0 0 13
1	Sencire Harris	06:57	0-2	0-0	0-0	0 1 1	2 0	0	1	0	0	0 0 3
20	Ty Rodgers	15:33	2-3	0-0	0-0	3 5 8	3 0	4	1	2	1	0 0 -6
12	Brandon Lieb	02:22	1-1	0-0	0-0	0 0 0	1 0	2	0	1	0	1 0 0
Team						1 1 2				0 2		
Totals			24-59	5-28	16-18	14 30 44	20 16	69	13	12	4	6 3 9

Shooting By Period			
1st FG%	10-22	45.5%	
3PT%	3-13	23.1%	
FT%	11-13	84.6%	
2nd FG%	14-37	37.8%	
3PT%	2-15	13.3%	
FT%	5-5	100%	
GM FG%	24-59	40.7%	
3PT%	5-28	17.9%	
FT%	16-18	88.9%	
Dead Ball Rebounds: 3, 1			

Technical Fouls: NONE

		OSU	ILL
Biggest lead	4 (1 st 15:28)	17 (2 nd 15:18)	
Best Scoring Run	8 (2 nd 0:04)	10 (2 nd 15:18)	
Lead Changes	2		
Times Tied	1		
Time with Lead	03:37	34:24	

Points from		OSU	ILL
Turnovers		16	11
Paint		32	38
Second Chance		7	13
Fast Breaks		1	16
Bench		18	9

Period by Period Scoring			
	1st	2nd	TOT
OSU	26	34	60
ILL	34	35	69

Game 20 Recap — Illinois 69, Ohio State 60

Illinois brought the energy from start to finish in a bounce-back 69-60 win against Ohio State at State Farm Center.

Terrence Shannon Jr. scored a game-high 17 points, including 12 in the first half. Shannon made all nine of his free-throw attempts, grabbed seven rebounds, dished out three assists, and notched one steal.

Jayden Epps made the second start of his career, recording 14 points, his 13th game with double-digit points this season.

Coleman Hawkins registered 11 points, nine rebounds, six assists, and a team-high three blocks, and Matthew Mayer hit two 3-pointers en route to 12 points with eight rebounds with two blocks.

Both teams registered early 7-0 runs, though the Illini led by four halfway through the opening frame after holding the Buckeyes without a field goal for nearly six minutes. With six minutes to play in the first half, Illinois extended its advantage to double digits, using an 11-2 run to extend its lead to 11 points.

The Illini returned from halftime with lots of energy and took advantage of strong defense to open the frame with two straight baskets. Ohio State cut its deficit to single digits, but Illinois did not let that last long, using a 10-0 run that featured two Epps 3-pointers and two Dain Dainja baskets to send State Farm Center into a frenzy and push their lead to 48-31 with 15 minutes to play.

Illinois continued to battle, using an 8-3 run to push its advantage back up to double digits. Holding the Buckeyes without a field goal for over five minutes, the Illini used dunks from Hawkins and Ty Rodgers to take a 16-point lead with six minutes remaining.

Illinois still led by 17 at the final media timeout before a late Buckeyes push trimmed the final margin to nine.

GAME 21

ILLINOIS 61, WISCONSIN 51

JAN. 28, 2023 // KOHL CENTER // MADISON, WIS.



Official Basketball Box Score - Final
Illinois at Wisconsin
01/28/23 Kohl Center, Madison
2022-23 Men's Basketball

Game Time: 2:00 PM
Game Duration: 1:59
Attendance: 17,071

Officials: Larry Scrotto, Brooks Wells, Brandon Cruz

Illinois - 61												
Record: 15-6 (6-4)												
NO.	Name	Min	FG	3P	FT	Rebounds	Fouls	TP	AS	TO	ST	Blocks
			M-A	M-A	M-A	OR DR TOT	PF FD					BS BA
24	Matthew Mayer	F 33:13	9-19	5-11	3-4	1 5 6	3 5	26	0	0	1	0 12
33	Coleman Hawkins	F 34:18	1-3	0-2	3-6	1 8 9	3 3	5	2	0	0	2 0 17
42	Dain Dainja	F 32:00	4-6	0-0	1-2	2 6 8	0 2	9	0	2	1	2 0 13
0	Terrence Shannon Jr.	G 24:28	2-6	0-1	2-2	1 1 2	3 1	6	1	6	0	0 0 -1
3	Jayden Epps	G 32:04	5-10	1-2	2-2	0 2 2	3 5	13	2	1	0	0 0 15
15	RJ Melendez	26:17	1-6	0-4	0-0	0 4 4	1 1	2	1	1	0	0 0 0
20	Ty Rodgers	08:20	0-0	0-0	0-2	0 1 1	0 1	0	0	0	0	0 0 -5
1	Sencire Harris	09:20	0-1	0-0	0-0	1 1 2	1 0	0	1	1	0	0 0 -1
Team						1 2 3				0		
Totals			22-51	6-20	11-18	7 30 37	14 18	61	7	11	2	5 0 10

Shooting By Period			
1st FG%	9-27	33.3%	
3PT%	2-10	20.0%	
FT%	0-3	0%	
2nd FG%	13-24	54.2%	
3PT%	4-10	40.0%	
FT%	11-15	73.3%	
GM FG%	22-51	43.1%	
3PT%	6-20	30.0%	
FT%	11-18	61.1%	
Dead Ball Rebounds: 4, 2			

Wisconsin - 51												
Record: 12-8 (4-6)												
NO.	Name	Min	FG	3P	FT	Rebounds	Fouls	TP	AS	TO	ST	Blocks
			M-A	M-A	M-A	OR DR TOT	PF FD					BS BA
5	Tyler Wahl	F 19:17	4-7	1-2	0-0	0 4 4	4 4	9	1	1	0	0 1 -14
22	Steven Crowl	F 28:05	3-7	1-4	0-0	0 7 7	4 0	7	2	2	1	0 1 -1
3	Connor Essegian	G 26:34	0-5	0-4	3-4	0 0 0	2 3	3	1	2	0	0 0 -10
11	Max Klesmit	G 34:25	4-10	3-6	1-3	2 6 8	2 4	12	2	0	2	0 0 -8
13	Chucky Hepburn	G 36:27	6-14	3-5	0-0	1 4 5	2 2	15	1	2	2	0 0 -4
24	Carter Gilmore	24:20	2-6	1-2	0-0	2 1 3	3 0	5	2	0	1	0 1 1
2	Jordan Davis	21:38	0-4	0-2	0-0	0 2 2	0 0	0	0	2	0	0 0 -4
4	Kamari McGee	01:26	0-0	0-0	0-0	0 0 0	1 0	0	0	0	0	0 0 -4
35	Markus Ilver	06:46	0-4	0-2	0-0	0 1 1	0 1	0	0	0	0	2 -6
21	Chris Hodges	01:02	0-0	0-0	0-0	0 0 0	0 0	0	0	0	0	0 0 0
Team						1 0 1				0		
Totals			19-57	9-27	4-7	6 25 31	18 14	51	9	9	6	0 5 -10

Shooting By Period			
1st FG%	6-33	18.2%	
3PT%	3-14	21.4%	
FT%	1-2	50%	
2nd FG%	13-24	54.2%	
3PT%	6-13	46.2%	
FT%	3-5	60%	
GM FG%	19-57	33.3%	
3PT%	9-27	33.3%	
FT%	4-7	57.1%	
Dead Ball Rebounds: 3, 0			

	UI	UW							
Biggest lead	17 (2 nd 4:03)	4 (1 st 7:30)	Points from	UI	UW	Period by Period Scoring			
			Turnovers	11	9				
Best Scoring Run	10(2 nd 6:58)	8(2 nd 11:32)	Paint	26	20				
Lead Changes	6		Second Chance	6	6				
Times Tied	1		Fast Breaks	5	6				
Time with Lead	24:50	13:34	Bench	2	5	UI	20	41	61
						UW	16	35	51

Game 21 Recap — Illinois 61, Wisconsin 51

Illinois used a career-high scoring effort from **Matthew Mayer** and a strong second-half showing to take down Wisconsin on the road, 61-51.

The Illini held the Badgers to their lowest point total at Kohl Center this season, and Illinois has now won six straight games, including three on the road, against Wisconsin.

Mayer took over in the second half, scoring 18 of his career-best 26 points in the final frame. He also tied his career-high mark with five 3-pointers, while grabbing six rebounds and recording one block and one steal.

Jayden Epps registered 13 points on 5-of-10 shooting.

With scoring not coming easily for either team in the first half, **Dain Dainja** registered eight points in the frame and finished with nine points, eight rebounds, two blocks, and one steals in a strong effort.

The Illini led by four, 20-16, at halftime in a very low-scoring opening period of play, as **Dainja** and **Mayer** combined for 16 of the team's 20 points at the break. The Illini held the Badgers to just 18.2% shooting from the field after 20 minutes of action.

The Illini opened the second half with a 12-4 run to open up a 32-20 lead less than four minutes into the frame, with **Mayer** scoring eight points during that stretch.

After the Badgers responded with a 15-2 run to move ahead 35-34 and seemingly swing momentum in their favor, the Illini took control for good. A 22-4 UI spurt turned a one-point deficit into a 56-39 lead in the span of eight minutes. Five different Illini registered points during that streak, led by 10 from Mayer.

Illinois closed out the game to seal its third Big Ten road victory of the season, with each of the three victories coming by double digits.

GAME 22

#-/25 ILLINOIS 72, NEBRASKA 56

JAN. 31, 2023 // STATE FARM CENTER // CHAMPAIGN, ILL.



Official Basketball Box Score - Final
Nebraska at Illinois
01/31/23 State Farm Center, Champaign, Ill.
2022-23 Men's Basketball

Game Time: 8:00 PM
Game Duration: 1:55
Attendance: 15,544

Officials: Lamont Simpson, Brian McNutt, Chris Beaver

Nebraska - 56												
Record: 10-13 (3-9)												
NO.	Name	Min	FG	3P	FT	Rebounds	Fouls	TP	AS	TO	ST	Blocks
			M-A	M-A	M-A	OR DR TOT	PF FD					BS BA
13	Derrick Walker	F 22:48	4-6	0-0	0-0	0 6 6	5 1	8	4	6	1	0 1 10
1	Sam Hoiberg	G 10:45	0-1	0-0	0-0	0 1 1	0 0	0	0	1	0	0 0 2
5	Sam Griesel	G 35:50	7-17	2-5	5-6	0 6 6	4 8	21	2	3	0	0 0 -28
10	Jamarques Lawrence	G 23:10	2-6	1-5	0-0	1 1 2	4 0	5	0	2	0	0 0 -14
12	Denim Dawson	G 30:43	0-4	0-1	2-2	2 3 5	2 1	2	1	3	0	1 1 0
30	Keisei Tominaga	29:39	4-7	3-4	0-0	0 0 0	1 1	11	1	1	3	0 1 -12
0	C.J. Wilcher	25:50	3-7	2-4	0-0	0 1 1	3 1	8	1	3	1	0 1 -7
32	Wilhelm Breidenbach	10:23	0-2	0-1	0-0	0 2 2	0 0	0	0	0	0	0 0 -19
15	Blaise Keita	10:52	0-0	0-0	1-2	0 4 4	1 2	1	0	0	0	1 0 -12
Team						0 2 2				0		
Totals			20-50	8-20	8-10	3 26 29	20 14	56	9	19	5	2 4 -16

Shooting By Period			
1st FG%	13-25	52.0%	
3PT%	5-11	45.5%	
FT%	6-8	75%	
2nd FG%	7-25	28.0%	
3PT%	3-9	33.3%	
FT%	2-2	100%	
GM FG%	20-50	40.0%	
3PT%	8-20	40.0%	
FT%	8-10	80.0%	
Dead Ball Rebounds: 1, 0			

Illinois - 72												
Record: 16-6 (7-4)												
NO.	Name	Min	FG	3P	FT	Rebounds	Fouls	TP	AS	TO	ST	Blocks
			M-A	M-A	M-A	OR DR TOT	PF FD					BS BA
24	Matthew Mayer	F 29:31	4-14	3-11	5-6	2 4 6	3 5	16	0	2	0	2 0 16
33	Coleman Hawkins	F 35:40	2-6	0-3	6-6	0 8 8	1 4	10	3	3	2	1 0 9
42	Dain Dainja	F 24:41	2-5	0-0	0-0	0 5 5	2 0	4	0	0	0	1 0 7
0	Terrence Shannon Jr.	G 32:11	5-13	2-8	1-2	0 2 2	3 2	13	5	3	3	0 0 16
3	Jayden Epps	G 30:25	4-10	0-4	4-6	1 2 3	1 3	12	3	2	0	0 1 12
15	RJ Melendez	15:03	1-5	0-3	0-0	0 1 1	1 2	2	0	0	0	0 1 -9
20	Ty Rodgers	18:46	3-3	0-0	1-2	6 1 7	2 3	7	1	0	2	0 0 18
1	Sencire Harris	13:43	4-4	0-0	0-0	0 3 3	1 1	8	2	2	2	0 0 11
Team						0 1 1				0		
Totals			25-60	5-29	17-22	9 27 36	14 20	72	14	13	9	4 2 16

Shooting By Period			
1st FG%	13-34	38.2%	
3PT%	4-17	23.5%	
FT%	8-9	88.9%	
2nd FG%	12-26	46.2%	
3PT%	1-12	8.3%	
FT%	9-13	69.2%	
GM FG%	25-60	41.7%	
3PT%	5-29	17.2%	
FT%	17-22	77.3%	
Dead Ball Rebounds: 5, 1			

	NEB	ILL
Biggest lead	7 (1 st 13:03)	16 (2 nd 0:32)
Best Scoring Run	9 (2 nd 12:00)	9 (1 st 10:13)
Lead Changes	7	
Times Tied	3	
Time with Lead	09:46	28:12

Points from	NEB	ILL
Turnovers	19	20
Paint	22	36
Second Chance	3	11
Fast Breaks	2	12
Bench	20	17

Period by Period Scoring			
	1st	2nd	TOT
NEB	37	19	56
ILL	38	34	72

Game 22 Recap — Illinois 72, Nebraska 56

Illinois used a big final 12 minutes of play to defeat Nebraska, 72-56, at State Farm Center. The Illini outscored the Cornhuskers, 24-6, during that closing stretch to secure their seventh win in eight games.

A strong Illinois defensive stand in the final minutes of the game kept Nebraska without a field goal for the last six minutes of action, and four Illini finished in double figures in the 16-point victory.

Matthew Mayer scored a team-high 16 points, including three 3-pointers, while tallying six rebounds and two blocks. **Jayden Epps** recorded 12 points, including a team-high eight second-half points. Epps also registered three rebounds and three assists.

Ty Rodgers put together another strong performance with seven points and seven rebounds, six of which came on the offensive glass. Rodgers also made two steals. **Sencire Harris** was efficient in his 13 minutes of action, scoring eight points, which helped spark the Illini's second-half comeback.

A 14-5 Illini run over a four-minute period helped the hosts take a 30-22 lead, their largest lead opening period, with five minutes to play.

Illinois opened the second half with energy, going on an 8-2 run to open the frame. The Illini forced five turnovers within the first three minutes of the period to take a seven-point lead.

After Nebraska reeled off nine unanswered to move ahead 50-48 lead, an 8-0 Illinois run — fueled by strong defense, two steals, and four points from **Harris** — put the hosts back in front, 56-50, with eight minutes to play. A 7-2 run featuring points from three Illini freshmen extended Illinois' advantage to nine with just over five minutes left on the clock.

The Illini closed the game on a 9-0 run and held the Cornhuskers scoreless in the final four minutes of play to secure the home victory.

GAME 23

IOWA 81, #-/25 ILLINOIS 79

FEB. 4, 2023 // CARVER-HAWKEYE ARENA // IOWA CITY, IOWA



Official Basketball Box Score - Final
Illinois at Iowa
02/04/23 Carver-Hawkeye Arena, Iowa City, Iowa
2022-23 Men's Basketball

Game Time: 1:37 PM
Game Duration: 2:22
Attendance: 15,056

Officials: Rob Riley, Courtney Green, Lewis Garrison

Illinois - 79

Record: 16-7 (7-5)

NO.	Name	Min	FG	3P	FT	Rebounds	Fouls	TP	AS	TO	ST	Blocks	BS	BA	+/
24	Matthew Mayer	F 28:00	7-9	4-6	3-3	2 3 5	4 2	21	4	1	0	0	0	0	6
33	Coleman Hawkins	F 34:59	0-7	0-4	6-10	6 3 9	2 6	6	1	3	0	3	0	8	
42	Dain Dainja	F 29:59	7-11	0-0	3-4	2 7 9	4 3	17	0	1	0	1	0	-4	
0	Terrence Shannon Jr.	G 33:40	3-10	2-6	3-3	0 2 2	5 5	11	1	4	2	0	1	4	
3	Jayden Epps	G 29:39	7-14	1-5	1-1	0 2 2	1 2	16	5	0	0	0	1	8	
20	Ty Rodgers	17:36	3-3	0-0	0-0	2 4 6	4 1	6	1	3	2	0	0	-7	
15	RJ Melendez	14:47	0-1	0-1	2-2	1 2 3	0 1	2	0	1	0	0	0	-15	
1	Sencire Harris	11:20	0-0	0-0	0-0	0 1 1	2 1	0	0	1	0	1	0	-10	
Team						0 0 0		0	0						
Totals			27-55	7-22	18-23	13 24 37	22 21	79	12	14	4	5	2	-2	

Technical Fouls: NONE

Shooting By Period		
1st FG%	14-28	50.0%
3PT%	4-11	36.4%
FT%	4-4	100%
2nd FG%	13-27	48.1%
3PT%	3-11	27.3%
FT%	14-19	73.7%
GM FG%	27-55	49.1%
3PT%	7-22	31.8%
FT%	18-23	78.3%

Dead Ball Rebounds: 2, 0

Iowa - 81

Record: 15-8 (7-5)

NO.	Name	Min	FG	3P	FT	Rebounds	Fouls	TP	AS	TO	ST	Blocks	BS	BA	+/
0	Filip Rebraca	F 38:51	5-11	0-0	3-3	1 1 2	2 3	13	2	1	2	0	2	-1	
24	Kris Murray	F 35:48	5-11	2-6	7-9	2 5 7	4 6	19	3	0	2	0	0	-2	
1	Ahron Ullis	G 17:45	1-2	0-0	0-0	0 2 2	3 2	2	0	1	0	0	0	-9	
11	Tony Perkins	G 34:42	8-11	1-2	15-16	1 2 3	2 9	32	2	2	2	0	1	8	
30	Connor McCaffery	G 28:42	0-4	0-3	0-0	0 1 1	4 0	0	2	0	0	0	0	-9	
20	Payton Sandfort	20:56	3-7	3-6	0-0	2 4 6	4 0	9	1	1	1	2	1	21	
22	Patrick McCaffery	13:48	1-4	0-0	1-2	0 0 0	2 1	3	1	0	0	0	0	8	
4	Josh Dix	06:08	1-2	1-2	0-0	0 0 0	0 1	3	1	1	0	0	0	-3	
5	Dasonte Bowen	02:48	0-1	0-0	0-0	1 1 2	0 0	0	0	0	0	0	1	-3	
44	Riley Mulvey	00:32	0-0	0-0	0-0	0 0 0	0 0	0	0	0	0	0	0	0	
Team						1 2 3		0	1						
Totals			24-53	7-19	26-30	8 18 26	21 22	81	12	7	7	2	5	2	

Technical Fouls: NONE

Shooting By Period		
1st FG%	13-29	44.8%
3PT%	5-9	55.6%
FT%	4-5	80%
2nd FG%	11-24	45.8%
3PT%	2-10	20.0%
FT%	22-25	88%
GM FG%	24-53	45.3%
3PT%	7-19	36.8%
FT%	26-30	86.7%

Dead Ball Rebounds: 1, 0

	ILL	IOWA
Biggest lead	8 (2nd 15:46)	5 (1st 9:39)
Best Scoring Run	11 (2nd 15:46)	10 (2nd 19:04)
Lead Changes	9	
Times Tied	9	
Time with Lead	23:56	11:11

Points from	ILL	IOWA
Turnovers	10	16
Paint	36	24
Second Chance	17	11
Fast Breaks	2	7
Bench	8	15

Period by Period Scoring	1st	2nd	TOT
ILL	36	43	79
IOWA	35	46	81

Game 23 Recap — Iowa 81, Illinois 79

Illinois battled for all 40 minutes on the road, but ultimately came up just short in an 81-79 loss to Iowa at Carver-Hawkeye Arena.

After falling behind 27-22, the Illini went on an 8-0 run to take the lead on a pair of Matthew Mayer threes surrounding a Dain Dainja bucket. Illinois later pushed its lead to seven, but allowed six points in the final 50 seconds to lead by one at halftime.

Trailing 39-36, Illinois went on another run, this one an 11-0 spurt, to take its biggest lead of the day at 47-39 and force an Iowa timeout.

The Hawkeyes drew a number of fouls from that point on and Tony Perkins heated up from the field and lived at the free throw line, making for a competitive back-and-forth contest that featured five ties over the final nine minutes.

The last tie was at 76-all when the Hawkeyes grabbed an offensive rebound and swung it around the arc to an open Payton Sandfort, who drained a 3-pointer with 1:23 left to put the hosts up three. **Coleman Hawkins** had an open baseline three on the following possession that would not fall.

Illinois still trailed by three on its final possession, but **Jayden Epps'** three was short. **Hawkins** was fouled on the rebound, and he made the first free throw and purposefully missed the second for a try at a putback, but the Hawkeyes secured the defensive rebound to secure the win.

Matthew Mayer led the Illini with 21 points, scoring 15 in the first half but missing key minutes because of foul trouble. **Jayden Epps** registered 14 of his 16 points in the second half, including a stretch in which he accounted for 12 straight Illini points. It marked Epps' most points in Big Ten play.

Dain Dainja notched 17 points, his highest mark since Jan. 13, and grabbed nine rebounds. **Terrence Shannon Jr.** also finished in double figures with 11 points.

GAME 24

ILLINOIS 69, #24/ RUTGERS 60

FEB. 11, 2023 // STATE FARM CENTER // CHAMPAIGN, ILL.



Official Basketball Box Score - Final
Rutgers at Illinois
02/11/23 State Farm Center, Champaign, Ill.
2022-23 Men's Basketball

Game Time: 1:00 PM
Game Duration: 2:04
Attendance: 15,544

Officials: Larry Sciotto, Courtney Green, Edwin Young

Rutgers - 60

Record: 16-9 (8-6)

NO.	Name	Min	FG	3P	FT	Rebounds	Fouls	TP	AS	TO	ST	Blocks	BS	BA	+/
5	Aundre Hyatt	F 29:44	5-13	2-5	0-1	4 1 5	0 1	12	0	0	1	1	1	-1	
11	Clifford Omoruyi	C 24:12	5-12	0-0	4-5	7 3 10	4 3	14	0	2	0	2	1	4	
4	Paul Mulcahy	G 34:27	5-9	1-2	1-2	0 4 4	5 2	12	2	2	1	1	0	-6	
10	Cam Spencer	G 25:45	1-5	0-0	0-0	0 0 0	1 1	2	2	1	2	0	1	-12	
22	Caleb McConnell	G 35:34	5-14	1-3	3-4	1 2 3	1 3	14	3	1	5	1	2	-6	
0	Derek Simpson	21:18	2-8	0-1	0-0	0 1 1	0 0	4	0	1	0	0	1	-14	
21	Dean Reiber	13:42	0-4	0-1	0-0	0 5 5	1 0	0	0	0	0	0	0	-7	
1	Oskar Palmquist	08:16	1-4	0-3	0-0	0 1 1	1 0	2	0	0	0	0	0	-2	
13	Antwone Woolfolk	05:48	0-0	0-0	0-0	0 2 2	1 1	0	0	1	0	1	0	-5	
2	Jalen Miller	01:14	0-0	0-0	0-0	0 0 0	0 0	0	0	0	0	0	0	4	
Team						3 1 4		0	1						
Totals			24-69	4-16	8-12	15 20 35	14 11	60	7	9	9	6	7	-9	

Technical Fouls: NONE

Shooting By Period		
1st FG%	14-33	42.4%
3PT%	3-6	50.0%
FT%	3-6	50%
2nd FG%	10-36	27.8%
3PT%	1-10	10.0%
FT%	5-6	83.3%
GM FG%	24-69	34.8%
3PT%	4-16	25.0%
FT%	8-12	66.7%

Dead Ball Rebounds: 4, 1

Illinois - 69

Record: 17-7 (8-5)

NO.	Name	Min	FG	3P	FT	Rebounds	Fouls	TP	AS	TO	ST	Blocks	BS	BA	+/
24	Matthew Mayer	F 33:04	2-8	1-6	3-5	1 7 8	3 4	8	0	3	0	0	1	-2	
33	Coleman Hawkins	F 37:23	8-13	1-5	1-1	5 3 8	2 1	18	4	5	0	1	0	11	
42	Dain Dainja	F 29:14	7-12	0-0	1-2	3 4 7	0 3	15	1	1	1	1	2	4	
0	Terrence Shannon Jr.	G 31:24	4-7	2-4	5-6	0 4 4	2 3	15	1	1	0	3	1	5	
3	Jayden Epps	G 27:25	3-9	0-4	0-1	0 1 1	0 1	6	1	4	0	0	0	-5	
20	Ty Rodgers	17:40	1-4	0-0	0-0	1 6 7	2 1	2	1	0	0	1	2	12	
1	Sencire Harris	18:32	2-2	1-1	0-0	0 2 2	2 1	5	1	2	2	1	0	21	
10	Luke Goode	05:18	0-1	0-0	0-0	0 0 0	0 0	0	0	0	0	0	0	-1	
Team						1 2 3		0	1						
Totals			27-56	5-20	10-15	11 29 40	11 14	69	9	17	3	7	6	9	

Technical Fouls: Hawkins 2nd 4:26

Shooting By Period		
1st FG%	13-31	41.9%
3PT%	1-12	8.3%
FT%	3-5	60%
2nd FG%	14-25	56.0%
3PT%	4-8	50.0%
FT%	7-10	70%
GM FG%	27-56	48.2%
3PT%	5-20	25.0%
FT%	10-15	66.7%

Dead Ball Rebounds: 2, 1

	RUT	ILL
Biggest lead	8 (1st 12:38)	14 (2nd 1:12)
Best Scoring Run	6 (1st 16:11)	19 (2nd 6:45)
Lead Changes	4	
Times Tied	0	
Time with Lead	25:19	14:23

Points from	RUT	ILL
Turnovers	16	12
Paint	32	38
Second Chance	18	13
Fast Breaks	2	3
Bench	6	7

Period by Period Scoring	1st	2nd	TOT
RUT	34	26	60
ILL	30	39	69

Game 24 Recap — Illinois 69, #24 Rutgers 60

Illinois used a 19-0 second-half scoring run to take down No. 24 Rutgers, 69-60, at State Farm Center.

The Illini outscored the visiting Scarlet Knights, 39-26, after the break en route to victory, the team's fourth win over an AP Top-25 opponent this season.

Coleman Hawkins got hot early in the second half, scoring 11 of his team-high 18 points. He matched a career high with eight field goals and grabbed eight boards, five coming on the offensive glass.

Dain Dainja made his presence felt in the paint all afternoon, finishing with 15 points and seven rebounds.

After a quiet first half, **Terrence Shannon Jr.** notched 13 second-half points en route to a 15-point outing. **Shannon** recorded a team-best three blocks, which also marked a career high.

Illinois trailed by eight with just under six minutes left in the first half, but a 7-0 Illini run featuring two **Dainja** baskets surrounding a transition 3-pointer from **Sencire Harris** cut that deficit to one with three minutes left.

After the two sides traded baskets to open the second half, the Illini used a scoring run to take its first lead since the opening two minutes of the game and send the State Farm Center crowd into a frenzy. **Hawkins** was a big reason behind this offensive surge, accounting for 11 points.

Illinois used a 19-0 run and baskets from five different scorers over a 10-minute stretch to turn what was once a six-point deficit into a 13-point lead with just over seven minutes to play.

The Illini held the Scarlet Knights without a field goal for nearly 11 minutes of play and made two blocks and two steals and forced four turnovers during the spurt, Illinois' longest scoring run of the season.

Shannon scored the Illini's final five points of the contest to get Illinois back in the win column.

GAME 25 PENN STATE 93, ILLINOIS 81

FEB. 14, 2023 // JORDAN CENTER // UNIVERSITY PARK, PA.



Official Basketball Box Score - Final
Illinois at Penn St.
02/14/23 Bryce Jordan Center, State College
2022-23 Men's Basketball

Game Time: 7:00 PM
Game Duration: 1:59
Attendance: 7,297

Officials: D.J. Carstensen, Lewis Garrison, Brooks Wells

Illinois - 81

Record: 17-9

NO.	Name		Min	FG M-A	3P M-A	FT M-A	Rebounds OR DR TOT	Fouls PF FD	TP	AS	TO	ST	Blocks BS	BA	+/-
24	Matthew Mayer	F	31:07	3-6	2-5	3-5	0 7 7	2 3	11	3	1	0	0	0	-7
33	Coleman Hawkins	F	34:51	5-12	2-6	0-0	1 4 5	0 0	12	2	0	1	1	0	-17
42	Dain Dainja	F	18:01	3-6	0-0	3-3	1 3 4	1 5	9	1	2	0	0	0	-7
0	Terrence Shannon Jr.	G	34:50	5-14	1-5	9-10	1 2 3	5 7	20	4	2	3	0	1	-12
3	Jayden Epps	G	29:20	6-13	0-7	0-0	0 1 1	1 0	12	0	0	0	0	0	-12
20	Ty Rodgers		25:30	5-6	0-0	1-2	4 4 8	3 1	11	3	1	1	0	0	-7
1	Sencire Harris		13:14	0-1	0-1	0-0	0 1 1	3 0	0	0	1	1	0	0	5
10	Luke Goode		10:11	1-2	1-2	0-0	0 1 1	1 0	3	0	0	0	0	0	-5
15	RJ Melendez		02:56	1-1	1-1	0-0	0 0 0	1 0	3	0	1	1	0	0	2
Team							0 2 2			0	0				
Totals				29-61	7-27	16-20	7 25 32	17 16	81	13	8	7	3	1	-12

Technical Fouls: NONE

Shooting By Period		
1st FG%	14-28	50.0%
3PT%	4-11	36.4%
FT%	9-9	88.9%
2nd FG%	15-33	45.5%
3PT%	3-16	18.8%
FT%	8-11	72.7%
GM FG%	29-61	47.5%
3PT%	7-27	25.9%
FT%	16-20	80.0%

Dead Ball Rebounds: 2, 0

Penn St. - 93

Record: 15-11

NO.	Name	Min	FG	3P	FT	Rebounds	Fouls	TP	AS	TO	ST	Blocks	BS	BA	+/	
			M-A	M-A	M-A	OR DR TOT	PF FD									
1	Seth Lundy	31:51	5-10	3-6	2-3	0 7 7	2 2	15	2	2	1	0	0	0	6	
3	Kebba Njie	12:18	1-1	0-0	1-2	1 4 5	3 1	3	0	0	0	1	0	0	3	
10	Andrew Funk	36:04	4-10	2-6	0-0	0 2 2	0 0	10	2	1	1	0	1	0	11	
11	Camren Wynter	22:35	2-3	0-1	0-0	0 2 2	2 1	4	0	1	0	0	0	0	-5	
22	Jalen Pickett	38:59	15-20	5-9	6-6	0 2 2	1 8	41	8	2	1	0	0	0	17	
0	Kanye Clary	22:23	4-8	1-2	3-4	0 3 3	2 3	12	0	0	0	0	2	0	12	
2	Myles Dread	21:18	1-3	1-3	0-0	0 1 1	0 0	3	0	0	0	0	0	0	13	
24	Michael Henn	05:00	1-1	0-0	0-0	1 1 2	3 0	2	0	1	0	0	0	0	1	
12	Evan Mahaffey	06:46	0-0	0-0	3-4	1 2 3	3 2	3	0	0	0	0	0	0	4	
5	Jameel Brown	02:46	0-1	0-1	0-0	0 0 0	0 0	0	1	0	0	0	0	0	-2	
Team						0 3 3				0						
Totals			33-57	12-28	15-19	3 27 30	16 17	93	13	7	3	1	3	0	12	

Technical Fouls: NONE

Shooting By Period		
1st FG%	20-32	62.5%
3PT%	10-18	55.6%
FT%	3-5	60%
2nd FG%	13-25	52.0%
3PT%	2-10	20.0%
FT%	12-14	85.7%
GM FG%	33-57	57.9%
3PT%	12-28	42.9%
FT%	15-19	78.9%

Dead Ball Rebounds: 0, 0

	ILL	PSU
Biggest lead	0 (1st 20:00)	17 (2nd 1:31)
Best Scoring Run	6 (1st 10:47)	7 (1st 14:10)
Lead Changes	0	
Times Tied	2	
Time with Lead	00:00	38:07

Points from	ILL	PSU
Turnovers	7	17
Paint	38	30
Second Chance	11	4
Fast Breaks	8	10
Bench	17	20

Period by Period Scoring			
	1st	2nd	TOT
ILL	40	41	81
PSU	53	40	93

Game 25 Recap — Penn State 93, Illinois 81

Terrence Shannon Jr. recorded a team-high 20 points and three steals in Illinois' 93-81 defeat to Penn State on the road. Five different Illini scored in double figures.

Ty Rodgers finished with a career-high 11 points and grabbed a team-high eight rebounds off the bench, his fourth straight outing with at least six boards. His four offensive rebounds tied his second-most in a conference game this season.

Jayden Epps and **Coleman Hawkins** each registered 12 points, while **Matthew Mayer** added 11 points and seven rebounds.

GAME 26 #14/15 INDIANA 71, ILLINOIS 68

FEB. 18, 2023 // ASSEMBLY HALL // BLOOMINGTON, IND.



Official Basketball Box Score - Final
Illinois at Indiana
02/18/23 Simon Skjodt Assembly Hall, Bloomington, Ind.
2022-23 Men's Basketball

Game Time: 12:00 PM
Game Duration: 2:10
Attendance: 17,222

Officials: Kelly Pfeifer, Michael Irving, Eric Curry

Illinois - 68

Record: 17-9 (8-7)

NO.	Name	Min	FG M-A	3P M-A	FT M-A	Rebounds OR DR TOT	Fouls PF FD	TP	AS	TO	ST	Blocks BS	BA	+/
24	Matthew Mayer	F 36:12	7-17	4-11	6-7	0 8 8	1 6	24	0	2	1	5	1	0
33	Coleman Hawkins	F 28:55	3-3	0-0	0-0	3 4 7	4 1	6	1	3	1	1	0	2
42	Dain Dainja	F 23:52	5-8	0-0	1-3	3 2 5	4 4	11	1	3	2	1	2	7
3	Jayden Epps	G 34:34	3-11	1-4	5-6	0 1 1	0 3	12	2	2	3	0	1	-6
15	RJ Melendez	G 13:48	0-6	0-2	2-2	3 0 3	2 1	2	1	0	0	0	1	-2
12	Brandon Lieb	07:11	0-0	0-0	0-0	0 3 3	0 0	0	0	0	0	0	0	-4
20	Ty Rodgers	26:32	2-7	0-0	0-0	2 3 5	2 2	4	2	1	1	1	1	4
1	Sencire Harris	05:26	1-4	0-0	0-0	0 2 2	1 0	2	0	0	0	0	1	3
10	Luke Goode	23:30	3-5	1-3	0-0	1 1 2	2 0	7	2	0	1	1	0	-3
Team						0 1 1				0				
Totals			24-61	6-20	14-18	12 25 37	16 17	68	9	11	9	9	7	-3

Technical Fouls: Hawkins 1st 5:07

Shooting By Period		
1st FG%	15-35	42.9%
3PT%	6-12	50.0%
FT%	2-2	100%
2nd FG%	9-26	34.6%
3PT%	0-8	0.0%
FT%	12-16	75%
GM FG%	24-61	39.3%
3PT%	6-20	30.0%
FT%	14-18	77.8%

Dead Ball Rebounds: 2, 0

Indiana - 71

Record: 19-8 (10-6)

NO.	Name	Min	FG M-A	3P M-A	FT M-A	Rebounds OR DR TOT	Fouls PF FD	TP	AS	TO	ST	Blocks BS	BA	±
12	Miller Kopp	F 31:06	4-6	4-5	0-0	1 2 3	4 0	12	2	0	1	0	1	9
23	Trayce Jackson-Davis	F 37:19	12-19	0-0	2-5	4 8 12	1 7	26	2	5	3	5	3	7
25	Race Thompson	F 22:14	4-7	0-0	2-4	3 3 6	1 3	10	1	1	1	0	2	2
1	Jalen Hood-Schifino	G 37:10	5-17	1-3	2-2	0 7 7	3 3	13	3	5	0	0	0	6
32	Trey Galloway	G 31:22	1-6	0-1	0-0	2 0 2	3 1	2	5	0	1	0	2	7
5	Malik Reneau	16:54	2-3	0-0	0-0	2 1 3	3 0	4	1	1	1	1	0	3
53	Tamar Bates	16:39	1-6	0-2	2-2	1 0 1	0 1	4	1	1	1	0	1	-9
22	Jordan Geronimo	03:33	0-1	0-0	0-0	0 0 0	1 0	0	0	0	0	0	1	-6
10	Kaleb Banks	03:43	0-1	0-0	0-0	0 1 1	1 0	0	0	0	0	0	0	-4
Team						2 4 6				0				
Totals			29-66	5-11	8-13	15 26 41	17 15	71	15	14	8	7	9	3

Technical Fouls: NONE

Shooting By Period		
1st FG%	14-30	46.7%
3PT%	2-6	33.3%
FT%	5-6	83.3%
2nd FG%	15-36	41.7%
3PT%	3-5	60.0%
FT%	7-7	100%
GM FG%	29-66	43.9%
3PT%	5-11	45.5%
FT%	8-13	61.5%

Dead Ball Rebounds: 2, 1

	ILL	IU
Biggest lead	9 (2nd 16:30)	5 (1st 13:26)
Best Scoring Run	8 (1st 8:11)	7 (1st 3:10)
Lead Changes	4	
Times Tied	10	
Time with Lead	26:01	07:31

Points from	ILL	IU
Turnovers	16	7
Paint	32	38
Second Chance	11	18
Fast Breaks	19	11
Bench	13	8

Period by Period Scoring			
	1st	2nd	TOT
ILL	38	30	68
IU	35	36	71

Game 26 Recap — #14 Indiana 71, Illinois 68

Illinois fought for all 40 minutes but ultimately fell just short in a 71-68 loss at No. 14 Indiana at Simon Skjodt Assembly Hall on Saturday afternoon.

Matthew Mayer finished with a team-high 24 point in the loss, bolstering the Illini offense in the absence of leading scorer **Terrence Shannon Jr.** who missed his first game of the season due to a concussion. Mayer recorded his 16th double-digit scoring performance of the season while knocking down four 3-pointers and registering team-highs with eight rebounds and five blocks, plus one steal.

Jayden Epps recorded 12 points, nine of which came in the second half. Epps made a team-high three steals and two assists.

Dain Dainja tallied 11 points, five rebounds, and two steals, and he helped guide the Illini to 32 points in the paint.

Ty Rodgers continued to positively impact the game on both ends of the floor with four points, five rebounds, two assists, one block, and one steal off the bench.

Coleman Hawkins notched six points, seven rebounds, one block, and one steal, while **Luke Goode** put together a season-high seven-point performance.

The Illini forced nine blocks, their most in a road game this season, and nine steals.

GAME 27 ILLINOIS 78, MINNESOTA 69

FEB. 20, 2023 // STATE FARM CENTER // CHAMPAIGN, ILL.



Official Basketball Box Score - Final
Minnesota at Illinois
02/20/23 State Farm Center, Champaign, Ill.
2022-23 Men's Basketball

Game Time: 8:00 PM
Game Duration: 2:00
Attendance: 15,544

Officials: Paul Seitz, Rob Kueneman, Brian McNutt

Minnesota - 69

Record: 7-18 (1-14)

NO.	Name	Min	FG	3P	FT	Rebounds	Fouls	TP	AS	TO	ST	Blocks	+/-
			M-A	M-A	M-A	OR DR TOT	PF FD					BS BA	
1	Joshua Oia-Joseph	F 33:21	5-6	0-0	1-2	0 1 1	1 2	11	0	2	0	1 0	-4
3	Dawson Garcia	F 30:06	8-16	1-3	1-2	1 7 8	3 4	18	2	0	2	0 0	-13
10	Jamison Battle	F 39:13	11-20	4-9	5-5	0 6 6	4 4	31	3	1	0	0 0	-11
24	Jaden Henley	G 27:33	2-4	1-1	2-2	0 3 3	3 3	7	0	1	1	0 0	-4
55	Ta'lon Cooper	G 37:09	1-9	0-2	0-1	2 2 4	3 1	2	6	3	1	0 2	-6
4	Braeden Carrington	17:47	0-2	0-2	0-1	2 4 6	1 1	0	2	0	0	0 0	6
21	Pharrel Payne	12:00	0-0	0-0	0-2	1 2 3	4 3	0	0	1	0	0 0	-10
0	Taurus Samuels	02:51	0-0	0-0	0-0	0 1 1	0 0	0	1	0	1	0 0	-3
Team						1 0 1		0		1			
Totals			27-57	6-17	9-15	7 26 33	20 18	69	14	9	5	1 2	-9

Technical Fouls: Battle 1st 5:27 Bench 2nd 3:52

Shooting By Period		
1 st FG%	13-27	48.1%
3PT%	1-6	16.7%
FT%	2-5	40%
2 nd FG%	14-30	46.7%
3PT%	5-11	45.5%
FT%	7-10	70%
GM FG%	27-57	47.4%
3PT%	6-17	35.3%
FT%	9-15	60.0%

Dead Ball Rebounds: 2, 1

Illinois - 78

Record: 18-9 (9-7)

NO.	Name	Min	FG	3P	FT	Rebounds	Fouls	TP	AS	TO	ST	Blocks	+/-
			M-A	M-A	M-A	OR DR TOT	PF FD					BS BA	
24	Matthew Mayer	F 34:13	7-14	2-7	6-9	2 5 7	2 3	22	2	2	2	0 1	7
33	Coleman Hawkins	F 35:37	6-12	3-8	1-2	0 7 7	4 2	16	3	1	1	0 0	14
42	Dain Dainja	F 23:25	4-8	0-0	4-9	1 3 4	2 10	12	1	2	0	0 0	7
3	Jayden Epps	G 29:30	6-11	4-6	1-2	0 1 1	2 1	17	0	1	1	0 0	5
15	RJ Melendez	G 31:28	4-8	1-4	1-2	3 8 11	3 1	10	0	1	0	1 0	8
20	Ty Rodgers	16:35	0-0	0-0	0-0	3 1 4	4 0	0	0	0	0	0 0	12
1	Sencire Harris	13:01	0-2	0-1	1-2	0 1 2	0 1	1	1	1	0	1 0	-5
10	Luke Goode	16:11	0-1	0-0	0-0	1 1 1	1 0	0	1	0	0	0 0	-3
Team						0 0 0		0		0			
Totals			27-56	10-26	14-26	10 27 37	18 18	78	8	8	4	2 1	9

Technical Fouls: NONE

Shooting By Period		
1 st FG%	13-30	43.3%
3PT%	3-11	27.3%
FT%	6-12	50%
2 nd FG%	14-26	53.8%
3PT%	7-15	46.7%
FT%	8-14	57.1%
GM FG%	27-56	48.2%
3PT%	10-26	38.5%
FT%	14-26	53.8%

Dead Ball Rebounds: 4, 0

	MIN	ILL
Biggest lead	0 (1 st 20:00)	16 (2 nd 11:03)
Best Scoring Run	6 (1 st 7:35)	11 (2 nd 17:49)
Lead Changes	0	
Times Tied	1	
Time with Lead	00:00	38:42

Points from		MIN	ILL
Turnovers		6	10
Paint		30	30
Second Chance		7	13
Fast Breaks		0	6
Bench		0	1

Period by Period Scoring			
	1st	2nd	TOT
MIN	29	40	69
ILL	35	43	78

Game 27 Recap — Illinois 78, Minnesota 69

Illinois used a balanced scoring effort, powered by double-digit scoring efforts from all five starters - to beat Minnesota, 78-69, at State Farm Center.

Matthew Mayer scored a team-high 22 points, his third straight double-digit scoring outing, while also recording seven rebounds, two assists, and a team-high two steals.

RJ Melendez notched his first double-double (10 points and 11 rebounds) in his second straight start, and **Jayden Epps** hit four 3-pointers en route to a 17-point night. **Coleman Hawkins** registered 16 points, including three 3-pointers, while also grabbing seven rebounds and dishing out three assists. **Dain Dainja** caused problems in the paint all night, recording 12 points and four rebounds.

The Illini hit 10 three-pointers in the win, matching the team's highest mark in conference play this season.

Illinois carried a 35-29 advantage into halftime, led by a team-high 11 points from Hawkins. The Illini grabbed seven offensive rebounds and tallied seven second-chance points during the first 20 minutes of action.

Epps recorded the Illini's first eight points of the second half to push the Illinois lead to 14 points just over two minutes into the frame. The Illini started heating up from three later in the half, with Hawkins, Mayer, and Epps all getting their triples to fall as the hosts used runs of 10-2 and 7-2 to take a 15-point advantage with under eight minutes to play.

After Minnesota cut its deficit to single digits with under five minutes to play, Melendez knocked down a contested three with the shot clock winding down to put Illinois back in front by double digits less than 30 seconds later.

The Melendez 3-pointer started a 10-3 Illini run, a stretch that featured dunks from Mayer, Melendez, and Hawkins. Illinois retook its game-high 16-point lead following the two-minute stretch with just over two minutes to play.

GAME 28

ILLINOIS 66, #21/22 NORTHWESTERN 62

FEB. 23, 2023 // STATE FARM CENTER // CHAMPAIGN, ILL.



Official Basketball Box Score - Final
Northwestern at Illinois
02/23/23 State Farm Center, Champaign, Ill.
2022-23 Men's Basketball

Game Time: 8:00 PM
Game Duration: 2:03
Attendance: 15,544

Officials: Brian Dorsey, Kelly Pfeifer, Clarence Armstrong

Northwestern - 62

Record: 20-8 (11-6)

NO.	Name	Min	FG	3P	FT	Rebounds	Fouls	TP	AS	TO	ST	Blocks	+/-
			M-A	M-A	M-A	OR DR TOT	PF FD					BS BA	
31	Robbie Beran	F 15:48	1-3	1-2	0-0	0 2 2	3 1	3	0	0	1	1 0	6
34	Matthew Nicholson	C 25:30	0-1	0-0	2-4	2 3 5	2 3	2	2	0	1	1 0	-1
0	Boo Buie	G 34:55	12-24	6-11	5-6	1 2 3	1 8	35	0	3	0	0 1	-2
1	Chase Audige	G 38:00	3-14	1-3	0-0	2 1 3	3 1	7	2	4	4	0 2	1
3	Ty Berry	G 35:49	1-8	0-3	0-0	0 1 7	3 2	2	0	3	3	0 1	-6
10	Tyodus Verhoeven	14:30	1-2	0-0	0-0	2 0 2	5 0	2	0	1	1	0 0	-3
13	Brooks Barnhizer	32:12	4-9	1-2	2-2	2 4 6	1 1	11	1	0	1	0 1	-7
2	Nick Martinelli	03:16	0-2	0-0	0-0	1 0 1	0 0	0	0	0	0	0 1	-8
Team						2 0 2		0		0			
Totals			22-63	9-21	9-12	12 19 31	18 16	62	7	10	11	2 6	-4

Technical Fouls: NONE

Shooting By Period		
1 st FG%	13-37	35.1%
3PT%	8-16	50.0%
FT%	3-3	100%
2 nd FG%	9-26	34.6%
3PT%	1-5	20.0%
FT%	6-9	66.7%
GM FG%	22-63	34.9%
3PT%	9-21	42.9%
FT%	9-12	75.0%

Dead Ball Rebounds: 0, 1

Illinois - 66

Record: 19-9 (10-7)

NO.	Name	Min	FG	3P	FT	Rebounds	Fouls	TP	AS	TO	ST	Blocks	+/-
			M-A	M-A	M-A	OR DR TOT	PF FD					BS BA	
24	Matthew Mayer	F 32:35	2-9	2-7	8-10	1 7 8	2 4	14	2	6	0	2 0	1
33	Coleman Hawkins	F 30:46	3-9	0-5	0-0	2 2 4	1 2	6	0	0	3	1 1	11
42	Dain Dainja	F 14:46	1-2	0-0	1-2	2 3 5	0 5	3	0	0	1	1 0	-12
3	Jayden Epps	G 14:27	0-5	0-3	0-0	0 1 1	1 0	0	1	0	1	0 0	0
15	RJ Melendez	G 17:17	2-4	1-2	0-0	1 5 6	1 0	5	1	1	1	0 0	-11
0	Terrence Shannon Jr.	28:35	8-10	4-5	6-9	0 1 1	3 6	26	0	3	1	1 0	23
1	Sencire Harris	23:40	3-4	0-0	0-0	2 2 3	0 3	6	1	1	0	0 0	10
20	Ty Rodgers	29:30	3-5	0-0	0-0	2 6 8	4 1	6	1	1	0	0 0	9
10	Luke Goode	07:26	0-2	0-2	0-0	0 1 1	1 0	0	0	1	0	1 0	-8
12	Brandon Lieb	00:58	0-0	0-0	0-0	0 0 0	0 0	0	0	0	0	0 0	-3
Team						2 2 4		0		0			
Totals			22-50	7-24	15-21	10 30 40	16 18	66	6	16	6	6 2	4

Technical Fouls: NONE

Shooting By Period		
1 st FG%	9-26	34.6%
3PT%	0-11	0.0%
FT%	1-4	25%
2 nd FG%	13-24	54.2%
3PT%	7-13	53.8%
FT%	14-17	82.4%
GM FG%	22-50	44.0%
3PT%	7-24	29.2%
FT%	15-21	71.4%

Dead Ball Rebounds: 4, 2

	NOR	ILL
Biggest lead	18 (1 st 0:52)	4 (2 nd 0:02)
Best Scoring Run	12 (2 nd 11:11)	11 (2 nd 7:19)
Lead Changes	1	
Times Tied	3	
Time with Lead	35:55	01:41

Points from		NOR	ILL
Turnovers		13	16
Paint		26	24
Second Chance		13	13
Fast Breaks		0	6
Bench		13	38

Period by Period Scoring			
	1st	2nd	TOT
NOR	37	25	62
ILL	19	47	66

Game 28 Recap — Illinois 66, #21 Northwestern 62

Illinois overcame an 18-point deficit, including a 16-point hole in the final 11 minutes, to take down No. 21 Northwestern, 66-62, at State Farm Center.

The Illini outscored the Wildcats 47-25 in the second half, holding Northwestern to just one 3-pointer in the final 20 minutes, while the Illini got hot from deep, knocking down seven triples after halftime.

Terrence Shannon Jr. was electric in the second half, scoring 24 of his team-high 26 points after the break. Shannon went 7-for-8 from the field and knocked down all four of his 3-point attempts in the period. **Matthew Mayer** registered all 14 of his points in the second half, making all eight of his free throw attempts in the final frame.

Coleman Hawkins finished with six points, but his effort on the defensive end changed the game. Hawkins notched a team-high three steals and made the game-saving block in the final seconds to secure the victory.

The Illini freshmen played big minutes down the stretch. **Sencire Harris** tallied six points, including the game-tying layup with three minutes to play, while **Ty Rodgers** recorded six points and grabbed eight rebounds, including two on the offensive glass.

The Illini used an 14-2 run — including 3-pointers from **RJ Melendez**, Shannon, and Mayer — to cut the deficit to four points with seven minutes left.

Three minutes later, with Northwestern ahead by seven, Shannon knocked down his fourth triple, grabbed a steal on the next possession, and made a layup on the other end to pull Illinois within two points with under four minutes to play. Those five points were the first in a 9-0 Illini run, as the hosts took their first lead of the game on a Harris layup and two Mayer free throws.

With Illinois ahead by two and Northwestern in possession, Hawkins recorded a block with two seconds to play to thwart a potential game-tying shot. Shannon's two free throws in the final seconds secured the Illini victory.

GAME 29 OHIO STATE 72, ILLINOIS 60

FEB. 26, 2023 // VALUE CITY ARENA // COLUMBUS, OHIO



Official Basketball Box Score - Final
Illinois at Ohio State
02/26/23 Value City Arena, Columbus, Ohio
Ohio State vs. Illinois

Game Time: 12:00 PM
Game Duration: 2:00
Attendance: 14,212

Officials: Paul Seitz, Terry Oglesby, Courtney Green

Illinois - 60

Record: 19-10 (10-8)

NO.	Name	Min	FG	3P	FT	Rebounds	Fouls	TP	AS	TO	ST	Blocks	BS	BA	+/-
24	Matthew Mayer	F 31:06	4-11	3-10	0-0	0 3 3	2 2	11	1	0	2	0	-5		
33	Coleman Hawkins	F 38:03	6-13	2-5	0-1	2 5 7	0 1	14	2	3	2	1	0	-8	
42	Dain Dainja	F 08:35	0-2	0-0	0-0	1 0 1	0 1	0	0	0	1	0	1	-9	
0	Terrence Shannon Jr.	G 28:38	3-12	0-3	4-4	1 3 4	5 2	10	2	4	0	0	1	2	
3	Jayden Epps	G 23:25	3-10	1-6	3-4	2 0 2	2 2	10	1	2	0	0	1	-4	
10	Luke Goode	07:03	1-3	0-2	0-0	0 0 0	1 0	2	0	0	0	1	0	-6	
20	Ty Rodgers	27:52	2-4	0-0	2-4	1 3 4	1 5	6	1	1	1	0	0	-6	
1	Sencire Harris	12:51	1-4	0-3	0-0	0 2 2	1 0	2	1	0	0	0	0	-4	
15	RJ Melendez	22:27	2-2	0-0	1-1	0 2 2	1 1	5	0	0	0	0	0	-20	
Team						2 1 3		0		0					
Totals			22-61	6-29	10-14	9 19 28	13 14	60	8	11	4	4	3	-12	

Technical Fouls: NONE

Shooting By Period		
1st FG%	11-30	36.7%
3PT%	5-15	33.3%
FT%	2-5	40%
2nd FG%	11-31	35.5%
3PT%	1-4	7.1%
FT%	8-9	88.9%
GM FG%	22-61	36.1%
3PT%	6-29	20.7%
FT%	10-14	71.4%

Dead Ball Rebounds: 2, 0

Ohio State - 72

Record: 12-17 (4-14)

NO.	Name	Min	FG	3P	FT	Rebounds	Fouls	TP	AS	TO	ST	Blocks	BS	BA	+/-
10	Brice Sensabaugh	F 27:29	5-11	0-4	4-4	0 6 6	0 3	14	2	3	0	1	2	12	
14	Justice Sueing	F 36:48	6-14	0-2	2-2	3 8 11	2 1	14	2	0	1	1	1	7	
34	Felix Okpara	C 08:17	2-3	0-0	0-0	0 1 1	1 0	4	0	2	1	1	1	4	
1	Roddy Gayle Jr.	G 30:23	1-5	0-1	0-0	0 2 2	4 1	2	2	1	2	0	0	7	
2	Bruce Thornton	G 34:04	8-11	1-2	3-4	1 4 5	2 6	20	2	1	0	0	0	9	
4	Sean McNeil	19:14	4-8	1-4	0-0	0 1 1	1 0	9	0	1	0	0	0	10	
13	Isaac Likekele	26:25	0-0	0-0	0-0	0 4 4	3 1	0	2	3	0	0	0	7	
3	Eugene Brown III	17:20	4-4	1-1	0-0	2 2 4	2 1	9	0	1	2	0	0	4	
Team						2 4 6		0		3					
Totals			30-56	3-14	9-10	8 32 40	15 13	72	10	15	6	3	4	12	

Technical Fouls: Brown III 2nd 13:30

Shooting By Period		
1st FG%	17-28	60.7%
3PT%	3-7	42.9%
FT%	4-4	100%
2nd FG%	13-28	46.4%
3PT%	0-7	0.0%
FT%	5-6	83.3%
GM FG%	30-56	53.6%
3PT%	3-14	21.4%
FT%	9-10	90.0%

Dead Ball Rebounds: 0, 0

	ILL	OSU
Biggest lead	5 (1st 18:53)	15 (1st 0:29)
Best Scoring Run	10 (2nd 15:11)	9 (1st 10:38)
Lead Changes	1	
Times Tied	1	
Time with Lead	02:31	36:29

Points from	ILL	OSU
Turnovers	9	12
Paint	28	46
Second Chance	10	11
Fast Breaks	11	6
Bench	15	18

Period by Period Scoring			
	1st	2nd	TOT
ILL	29	31	60
OSU	41	31	72

Game 29 Recap — Ohio State 72, Illinois 60

Illinois could not overcome a double-digit halftime deficit and dropped its penultimate conference road game at Ohio State, 72-60.

The Illini cut their deficit to a single point with under seven minutes to play, but their comeback came up just short in the road defeat.

Illinois made four blocks in the loss, which pushed the Illini to their most blocked shots in a season in program history.

Four Illinois scorers finished in double figures, with **Coleman Hawkins** leading the way with 14 points. Hawkins also grabbed a team-high seven rebounds and two steals.

Matthew Mayer registered 11 points and knocked down three 3-pointers.

Jayden Epps and **Terrence Shannon Jr.** both recorded 10 points, combining for 15 points in the second half.

GAME 30 ILLINOIS 91, MICHIGAN 87 (2OT)

MARCH 2, 2023 // STATE FARM CENTER // CHAMPAIGN, ILL.



Official Basketball Box Score - Final
Michigan at Illinois
03/02/23 State Farm Center, Champaign, Ill.
2022-23 Men's Basketball

Game Time: 6:00 PM
Game Duration: 2:38
Attendance: 15,544

Officials: DJ Carstensen, Larry Scrotto, Roger Ayers

Michigan - 87

Record: 17-13 (11-8)

NO.	Name	Min	FG	3P	FT	Rebounds	Fouls	TP	AS	TO	ST	Blocks	BS	BA	+/-
42	Will Tschetter	F 09:00	0-0	0-0	0-0	0 2 2	4 0	0	0	1	0	0	0	5	
1	Hunter Dickinson	C 45:24	14-21	1-1	2-5	3 13 16	3 4	31	3	5	0	3	0	-4	
0	Dug McDaniel	G 47:22	3-10	1-4	2-3	0 2 2	2 3	9	4	1	0	0	0	-4	
2	Kobe Bulkin	G 43:27	7-15	3-4	6-8	0 6 6	2 6	23	0	1	1	1	1	0	
13	Jett Howard	G 43:55	5-12	3-8	2-2	0 5 5	5 2	15	1	1	0	1	1	-4	
5	Terrence Williams II	19:27	2-5	0-0	2-2	3 2 5	2 1	6	0	1	0	1	1	-12	
15	Joey Baker	10:56	0-5	0-4	0-0	0 2 2	2 0	0	0	0	0	0	0	0	
32	Tarris Reed Jr.	25:45	0-2	0-0	3-4	2 4 6	5 2	3	0	1	0	1	1	3	
25	Jace Howard	04:44	0-0	0-0	0-0	1 0 1	0 1	0	0	1	0	0	0	-4	
Team						0 1 1		0		0					
Totals			31-70	8-21	17-24	9 37 46	25 19	87	8	12	1	7	4	-4	

Technical Fouls: NONE

Shooting By Period		
1st FG%	11-30	36.7%
3PT%	3-8	37.5%
FT%	6-8	75%
2nd FG%	14-27	51.9%
3PT%	4-7	57.1%
FT%	7-11	63.6%
OT FG%	6-13	46.2%
3PT%	1-6	16.7%
FT%	4-5	80%
GM FG%	31-70	44.3%
3PT%	8-21	38.1%
FT%	17-24	70.8%

Dead Ball Rebounds: 3, 0

Illinois - 91

Record: 20-10 (11-8)

NO.	Name	Min	FG	3P	FT	Rebounds	Fouls	TP	AS	TO	ST	Blocks	BS	BA	+/-
24	Matthew Mayer	F 39:36	8-20	4-11	4-7	0 7 7	2 4	24	0	0	1	1	0	-6	
33	Coleman Hawkins	F 48:42	3-9	0-0	0-1	1 6 7	4 2	6	2	1	2	0	0	6	
42	Dain Dainja	F 17:05	4-7	0-0	0-0	1 3 4	3 0	8	0	2	2	1	0	-11	
0	Terrence Shannon Jr.	G 43:40	4-14	0-5	13-16	2 5 7	2 12	21	4	2	1	1	4	5	
15	RJ Melendez	G 32:22	3-6	1-1	5-5	2 2 4	3 3	12	2	0	0	0	1	-6	
1	Sencire Harris	21:58	1-5	0-0	0-0	0 3 3	3 0	2	0	0	1	0	2	8	
10	Luke Goode	12:08	1-2	0-1	2-2	1 3 4	0 2	4	0	0	1	0	0	9	
20	Ty Rodgers	32:50	6-9	0-0	2-3	5 2 7	2 2	14	1	2	1	1	0	16	
12	Bryanndy Lieb	01:39	0-0	0-0	0-0	0 0 0	0 0	0	0	0	0	0	0	-1	
Team						0 2 2		0		0					
Totals			30-72	5-18	26-34	12 33 45	19 25	91	9	7	9	4	7	4	

Technical Fouls: Mayer 1st 9:11

Shooting By Period		
1st FG%	12-33	36.4%
3PT%	2-8	25.0%
FT%	7-10	70%
2nd FG%	10-25	40.0%
3PT%	2-4	50.0%
FT%	15-16	93.8%
OT FG%	8-14	57.1%
3PT%	1-6	16.7%
FT%	4-8	50%
GM FG%	30-72	41.7%
3PT%	5-18	27.8%
FT%	26-34	76.5%

Dead Ball Rebounds: 1, 1

	MIC	ILL
Biggest lead	7 (1st OT 1:49)	9 (2nd 13:24)
Best Scoring Run	10 (2nd 7:47)	12 (2nd OT 3:43)
Lead Changes	11	
Times Tied	9	
Time with Lead	22:42	21:54

Points from	MIC	ILL
Turnovers	12	13
Paint	32	46
Second Chance	9	15
Fast Breaks	0	6
Bench	9	20

Period by Period Scoring					
	1st	2nd	OT1	OT2	TOT
MIC	31	39	11	6	87
ILL	33	37	11	10	91

Game 30 Recap — Illinois 91, Michigan 87 (2OT)

On a night when the Fighting Illini honored the contributions of **Terrence Shannon Jr.** and **Matthew Mayer** in a pre-game Senior Night ceremony, the duo did what they have done all season in leading Illinois to a thrilling 91-87 double-overtime victory over Michigan at State Farm Center.

Mayer poured in 24 points and Shannon added 21 to push Illinois past the Wolverines, securing the Illini's fourth consecutive 20-win season in front of a 12th sellout crowd in the regular-season home finale.

Not only did the duo each eclipse the 20-point mark in the win, but both came up clutch in huge late-game situations, combining to score 17 of the Orange and Blue's 21 points across the two overtime periods.

Freshman **Ty Rodgers** and sophomore **RJ Melendez** also scored in double-figures for the Illini. Rodgers posted a career-most 14 points off the bench while Melendez, who returned to the starting lineup in place of freshman guard **Jayden Epps**, added 12.

Each of the eight Illini that played more than 2 minutes contributed offensively. **Coleman Hawkins** posted six points while also matching Mayer, Rodgers, and Shannon with a team-high seven rebounds. **Dain Dainja** recorded eight points and four boards, **Luke Goode** added four points and **Sencire Harris** tallied an emphatic two on a monster dunk that shifted momentum in the Illini's favor late in the first half of the back-and-forth battle.

GAME 31

#5/5 PURDUE 76, ILLINOIS 71

MARCH 5, 2023 // MACKEY ARENA // WEST LAFAYETTE, IND.



Official Basketball Box Score - Final
Illinois at Purdue
03/05/23 Mackey Arena, West Lafayette
2022-23 Men's Basketball

Officials: Paul Szec; Ron Groover, Lamar Simpson

Game Time: 12:30 PM
Game Duration: 2:17
Attendance: 14,876

Illinois - 71			Record: 20-11 (11-9)											
NO.	Name	Min	FG M-A	3P M-A	FT M-A	Rebounds OR DR TOT	Fouls PF FF	TP	AS	TO	ST	Blocks BS BA	+/-	
24	Matthew Mayer	F 32:03	5-14	1-10	5-7	0 6 6	0 5	16	1	2	2	0 0	-7	
33	Coleman Hawkins	F 29:38	2-5	1-3	1-4	1 3 4	2 2	6	6	1	1	2 0	12	
42	Dain Dainja	F 16:57	3-4	0-0	1-1	1 1 2	4 2	7	0	1	0	1 1	-7	
0	Terrence Shannon Jr.	G 33:14	4-7	2-3	3-3	0 1 1	5 2	13	2	6	0	1 0	-4	
15	RJ Melendez	G 27:44	1-5	0-1	5-6	3 1 4	4 4	7	2	1	2	2 1	-5	
1	Sencire Harris	20:46	5-8	1-3	0-1	3 2 5	3 1	11	0	0	1	0 0	-2	
20	Ty Rodgers	22:02	0-1	0-0	1-2	1 2 3	2 1	1	2	2	1	0 0	0	
10	Luke Goode	15:57	4-6	2-2	0-0	1 2 3	3 0	10	0	1	1	1 0	-5	
12	Brandon Lieb	01:39	0-0	0-0	0-0	0 0 0	0 0	0	0	0	0	0 0	-7	
Team						0 2 2				0	1			
Totals			24-50	7-22	16-24	10 20 30	23 17	71	13	15	8	7 2	-5	

Shooting By Period			
1st FG%	10-25	40.0%	
3PT%	1-8	12.5%	
FT%	5-6	83.3%	
2nd FG%	14-25	56.0%	
3PT%	6-14	42.9%	
FT%	11-18	61.1%	
GM FG%	24-50	48.0%	
3PT%	7-22	31.8%	
FT%	16-24	66.7%	
Dead Ball Rebounds: 7, 1			

Purdue - 76			Record: 26-5 (15-5)										
NO.	Name	Min	FG M-A	3P M-A	FT M-A	Rebounds OR DR TOT	Fouls PF FD	TP	AS	TO	ST	Blocks BS BA	+/-
0	Mason Gillis	F 17:02	2-4	0-2	3-4	2 1 3	0 2	7	1	1	1	0 0	-4
15	Zach Edey	C 26:44	6-13	0-0	5-7	3 3 6	3 6	17	2	2	0	1 2	-10
2	Fletcher Loyer	G 25:54	0-4	0-3	4-4	0 0 0	4 2	4	3	1	1	0 2	24
3	Braden Smith	G 31:18	6-9	2-2	1-2	0 1 1	1 1	15	3	2	1	0 2	17
5	Brandon Newman	G 34:28	5-10	3-8	6-8	2 4 6	4 6	19	5	1	3	0 0	8
1	Caleb Furst	22:58	1-3	0-1	0-1	4 2 6	2 4	2	1	0	0	1 0	-9
25	Ethan Morton	20:06	1-3	0-1	0-0	1 2 3	1 1	2	0	2	4	0 1	-18
4	Trey Kaufman-Renn	12:48	3-4	1-1	1-2	0 2 2	1 1	8	0	1	1	0 0	11
14	David Jenkins Jr.	08:42	1-3	0-0	0-0	0 1 1	1 0	2	0	1	0	0 0	-12
Team						1 0 1				0	0		
Totals			25-53	6-18	20-28	13 16 29	17 23	76	15	11	11	2 7 5	
Technical Fouls: NONE													

Shooting By Period			
1st FG%	18-29	62.1%	
3PT%	6-12	50.0%	
FT%	5-8	62.5%	
2nd FG%	7-24	29.2%	
3PT%	0-6	0.0%	
FT%	15-20	75%	
GM FG%	25-53	47.2%	
3PT%	6-18	33.3%	
FT%	20-28	71.4%	
Dead Ball Rebounds: 2, 1			

		ILL	PUR
Biggest lead	0 (1st 20:00)	24 (2nd 18:44)	
Best Scoring Run	8 (2nd 2:50)	11 (1st 17:01)	
Lead Changes	0		
Times Tied	1		
Time with Lead	00:00	39:16	

Points from		ILL	PUR
Turnovers		20	23
Paint		32	36
Second Chance		11	10
Fast Breaks		8	13
Bench		22	14

Period by Period Scoring			
	1st	2nd	TOT
ILL	26	45	71
PUR	47	29	76

Technical Fouls: NONE

Game 31 Recap – #5 Purdue 76, Illinois 71

Illinois overcame a 24-point second-half deficit to tie the game with just over a minute to play, but the Illini ultimately fell to No. 5 Purdue, 76-71, in their regular-season finale at Mackey Arena on Sunday afternoon.

The Illini outscored the Boilermakers, 45-29, in the second half and held the hosts without a 3-pointer for the final 21 minutes of play, but they could not pull off the comeback road win.

The Illinois bench changed the game, including an 11-point effort from **Sencire Harris**. Harris provided a spark in the first half, scoring seven of the team's first 13 points, while he finished with five rebounds, including three on the offensive glass, and one steal.

Luke Goode came to play in the second half, registering a career-high 10 points and making both of his 3-point attempts. Goode also grabbed three rebounds and tallied one block and one steal.

Coleman Hawkins played a big role in holding Purdue's Zach Edey to 17 points on 6-for-13 shooting. Hawkins ended his day with a team-high +12, and he also recorded four rebounds, a team-high six assists, two blocks, and one steal.

Matthew Mayer finished with a team-high 16 points and six rebounds, while he also notched two steals.

RJ Melendez continued his recent resurgence with seven points, four rebounds, two assists, two blocks, and two steals.

Terrence Shannon Jr. knocked down two 3-pointers and finished with 13 points, two assists, and one block.

GAME 32

PENN STATE 79, ILLINOIS 76

MARCH 9, 2023 // UNITED CENTER // CHICAGO, ILL.



Official Basketball Box Score - Final
Penn St. at Illinois
03/09/23 United Center, Chicago
2022-23 Men's Basketball

Game Time: 6:30 PM
Game Duration: 2:16
Attendance: 16,104

Officials: Paul Szec; Kelly Pfeifer, Lewis Garrison

Penn St. - 79			Record: 20-12										
NO.	Name	Min	FG M-A	3P M-A	FT M-A	Rebounds OR DR TOT	Fouls PF FD	TP	AS	TO	ST	Blocks BS BA	+/-
1	Seth Lundy	F 36:24	8-16	1-4	0-0	3 7 10	2 1	17	2	1	1	1 3	2
3	Kebba Njie	F 10:56	0-0	0-0	0-0	0 1 1	4 0	0	1	1	0	0 0	-3
10	Andrew Funk	G 37:44	6-9	6-9	2-2	0 1 1	1 0	20	0	0	1	0 0	3
11	Camren Wynter	G 30:05	7-9	0-1	4-7	2 3 5	2 5	18	1	3	1	0 0	1
22	Jalen Pickett	G 37:20	4-10	0-1	4-7	2 6 8	3 8	12	8	3	0	1 0	1
24	Michael Henn	06:55	0-1	0-1	0-0	0 1 1	4 1	0	1	0	0	0 0	4
0	Kanye Clary	16:09	3-7	0-1	2-4	0 1 1	0 2	8	0	0	1	0 1	4
2	Myles Dread	24:27	1-4	1-4	1-2	1 3 4	4 3	4	0	1	0	1 0	3
Team						2 1 3				0	1		
Totals			29-56	8-21	13-22	10 24 34	20 20	79	13	10	4	3 4 3	
Technical Fouls: NONE													

Shooting By Period			
1st FG%	14-29	48.3%	
3PT%	2-8	25.0%	
FT%	1-2	50%	
2nd FG%	15-27	55.6%	
3PT%	6-13	46.2%	
FT%	12-20	60%	
GM FG%	29-56	51.8%	
3PT%	8-21	38.1%	
FT%	13-22	59.1%	
Dead Ball Rebounds: 5, 0			

Illinois - 76			Record: 20-12											
NO.	Name		FG M-A	3P M-A	FT M-A	Rebounds OR DR TOT	Fouls PF FO	TP	AS	TO	ST	Blocks BS BA	+/-	
24	Matthew Mayer	F	31:38	3-11	0-5	1-2	2 6 8	2 2	7	1	2	1	0	-9
33	Coleman Hawkins	F	36:19	8-14	0-2	1-2	0 5 5	4 2	17	4	1	2	1	-3
42	Dain Dainja	F	24:29	4-10	0-0	5-8	4 3 7	1 10	13	2	0	1	0	-1
0	Terrence Shannon Jr.	G	36:38	7-14	2-7	3-5	1 4 5	4 4	19	4	2	1	0	2
15	RJ Melendez	G	23:57	1-2	0-0	2-2	1 2 3	4 2	4	3	1	0	2	7
1	Sencire Harris		14:28	1-2	1-1	0-0	0 0 0	1 0	3	1	1	0	0	-6
20	Ty Rodgers		12:10	1-4	0-0	0-0	3 0 3	1 0	2	0	0	1	0	-11
10	Luke Goode		17:49	3-5	2-4	0-0	0 0 0	3 0	8	0	0	1	0	4
3	Jayden Epps		02:32	1-2	1-2	0-0	0 0 0	1 0	3	0	0	0	0	2
Team						0	1 1		0	0				
Totals				29-64	6-21	12-19	11 21 32	21 20	76	15	7	7	4 3	-3

Shooting By Period			
1st FG%	12-35	34.3%	
3PT%	3-14	21.4%	
FT%	3-5	60%	
2nd FG%	17-29	58.6%	
3PT%	3-7	42.9%	
FT%	9-14	64.3%	
GM FG%	29-64	45.3%	
3PT%	6-21	28.6%	
FT%	12-19	63.2%	
Dead Ball Rebounds: 7, 0			

		PSU	ILL
Biggest lead	12 (2nd 1:51)	6 (2nd 14:18)	
Best Scoring Run	7 (1st 8:22)	8 (1st 2:11)	
Lead Changes	13		
Times Tied	6		
Time with Lead	27:20	08:50	

Points from		PSU	ILL
Turnovers		9	12
Paint		36	42
Second Chance		11	19
Fast Breaks		3	7
Bench		12	16

Period by Period Scoring			
	1st	2nd	TOT
PSU	31	48	79
ILL	30	46	76

Technical Fouls: Dainja 2nd 14:18

Game 32 Recap – Penn State 79, Illinois 76

Seventh-seeded Illinois' Big Ten Men's Basketball Tournament run came to a close on Thursday night, falling to 10-seed Penn State, 79-76, at United Center.

Terrence Shannon Jr. scored a team-high 19 points and shot 50% from the field in the defeat. Shannon also tallied five rebounds, four assists, and one steal.

Coleman Hawkins finished with 17 points, his highest scoring outing since Feb. 11. Hawkins grabbed five rebounds, dished out four assists, made two blocks, and grabbed one steal.

Dain Dainja recorded his 11th double-digit scoring performance of the season, registering 13 points, seven rebounds, two assists, and one steal.

Luke Goode notched eight points off the bench, and he knocked down two 3-pointers, his second consecutive game with two triples.

The Illini grabbed 11 offensive rebounds and capitalized off those boards with 19 second-chance points, while they made 15 assists, their second-highest total in conference play this season.

2022-23 STATISTICS – BIG TEN GAMES



2022-23 Illinois Men's Basketball Combined Team Statistics In Conference games

Game Records

Record	Overall	Home	Away	Neutral
ALL GAMES	11-9	8-2	3-7	0-0
CONFERENCE	11-9	8-2	3-7	0-0
NON-CONFERENCE	0-0	0-0	0-0	0-0

Score by Periods

Team	1st	2nd	OT	TOT
Illinois	642	760	21	1423
Opponents	702	662	17	1381

Team Box Score

No.	Player				Total		3-Point		F-Throw		Rebounds											
		GP-GS	MIN	AVG	FG-FGA	FG%	3FG-3FGA	3FG%	FT-FTA	FT%	OFF	DEF	TOT	AVG	PF	DQ	A	TO	BLK	STL	PTS	AVG
0	SHANNON JR., Terrence	18-17	587:16	32.6	86-205	.420	23-79	.291	92-113	.814	18	58	76	4.2	52	5	48	50	10	22	287	15.9
24	MAYER, Matthew	20-20	591:41	29.6	90-221	.407	47-140	.336	69-90	.767	17	99	116	5.8	51	2	21	30	30	12	296	14.8
33	HAWKINS, Coleman	20-20	690:49	34.5	77-177	.435	24-85	.282	23-40	.575	41	87	128	6.4	42	0	50	36	22	18	201	10.1
3	EPPS, Jayden	18-10	473:06	26.3	68-169	.402	17-69	.246	21-28	.750	5	29	34	1.9	30	1	29	26	4	11	174	9.7
42	DAINJA, Dain	20-18	432:32	21.6	73-124	.589	0-0	.000	26-50	.520	36	70	106	5.3	41	0	10	28	22	11	172	8.6
55	CLARK, Skyy	3-2	83:43	27.9	7-19	.368	4-12	.333	1-2	.500	2	11	13	4.3	5	0	6	6	1	0	19	6.3
15	MELENDEZ, RJ	19-7	417:08	22.0	35-92	.380	11-43	.256	22-28	.786	21	48	69	3.6	31	0	16	13	6	9	103	5.4
20	RODGERS, Ty	20-0	352:24	17.6	36-64	.563	0-0	.000	9-21	.429	40	53	93	4.7	36	0	17	15	5	12	81	4.1
10	GOODE, Luke	8-0	97:44	12.2	10-22	.455	4-12	.333	2-2	1.000	3	9	12	1.5	9	0	3	2	4	3	26	3.3
1	HARRIS, Sencire	20-6	288:52	14.4	26-64	.406	3-17	.176	1-5	.200	9	31	40	2.0	33	0	16	11	5	16	56	2.8
22	WARDEN, Paxton	3-0	02:52	1.0	1-1	1.000	0-0	.000	0-0	.000	0	0	0	0.0	0	0	0	0	0	0	2	0.7
12	LIEB, Brandon	9-0	28:00	3.1	3-4	.750	0-0	.000	0-1	.000	1	4	5	0.6	4	0	1	2	2	0	6	0.7
25	PERRIN, Zacharie	1-0	01:57	2.0	0-0	.000	0-0	.000	0-2	.000	0	0	0	0.0	1	0	0	0	0	0	0	0.0
5	REDD, AJ	2-0	01:55	1.0	0-1	.000	0-0	.000	0-0	.000	0	0	0	0.0	0	0	0	0	0	0	0	0.0
Team											16	23	39					9				
Total		20	4050		512-1163	.440	133-457	.291	266-382	.696	209	522	731	36.6	335	8	217	228	111	114	1423	71.2
Opponents		20	4050		505-1168	.432	127-359	.354	244-342	.713	182	488	670	33.5	349	6	210	213	57	121	1381	69.1

Team Statistics

	ILLINI	OPP
Scoring	1423	1381
Points per game	71.2	69.1
Scoring margin	+2.1	-
Field goals-att	512-1163	505-1168
Field goal pct	.440	.432
3 point fg-att	133-457	127-359
3-point FG pct	.291	.354
3-pt FG made per game	6.7	6.4
Free throws-att	266-382	244-342
Free throw pct	.696	.713
F-Throws made per game	13.3	12.2
Rebounds	731	670
Rebounds per game	36.6	33.5
Rebounding margin	+3.1	-
Assists	217	210
Assists per game	10.9	10.5
Turnovers	228	213
Turnovers per game	11.4	10.7
Turnover margin	-0.8	-
Assist/turnover ratio	1.0	1.0
Steals	114	121
Steals per game	5.7	6.1
Blocks	111	57
Blocks per game	5.6	2.9
Winning streak	0	-
Home win streak	6	-
Attendance	155440	131783
Home games-Avg/Game	10-15544	10-13178
Neutral site-Avg/Game	-	0-0

Team Results

Date	Opponent		Score	Att.
12/02/2022	at Maryland	L	66-71	16380
12/10/2022	Penn St.	L	59-74	15544
01/04/2023	at Northwestern	L	60-73	7039
01/07/2023	Wisconsin	W	79-69	15544
01/10/2023	at Nebraska	W	76-50	12756
01/13/2023	Michigan St.	W	75-66	15544
01/16/2023	at Minnesota	W	78-60	9874
01/19/2023	Indiana	L	65-80	15544
01/24/2023	Ohio St.	W	69-60	15544
01/28/2023	at Wisconsin	W	61-51	17071
01/31/2023	Nebraska	W	72-56	15544
02/04/2023	at Iowa	L	79-81	15056
02/11/2023	Rutgers	W	69-60	15544
02/14/2023	at Penn St.	L	81-93	7297
02/18/2023	at Indiana	L	68-71	17222
02/20/2023	Minnesota	W	78-69	15544
02/23/2023	Northwestern	W	66-62	15544
02/26/2023	at Ohio St.	L	60-72	14212
03/02/2023	Michigan	Wot2	91-87	15544
03/05/2023	at Purdue	L	71-76	14876

2022-23 STATISTICS – ALL GAMES



2022-23 Illinois Men's Basketball Combined Team Statistics All games

Game Records

Record	Overall	Home	Away	Neutral
ALL GAMES	20-12	15-2	3-7	2-3
CONFERENCE	11-9	8-2	3-7	0-0
NON-CONFERENCE	9-3	7-0	0-0	2-3

Score by Periods

Team	1st	2nd	OT	TOT
Illinois	1105	1246	38	2389
Opponents	1057	1059	27	2143

Team Box Score

No.	Player				Total		3-Point		F-Throw		Rebounds													
		GP-GS	MIN	AVG	FG-FGA	FG%	3FG-3FGA	3FG%	FT-FTA	FT%	OFF	DEF	TOT	AVG	PF	DQ	A	TO	BLK	STL	PTS	AVG		
0	SHANNON JR., Terrence	30-29	964:21	32.1	154-350	.440	50-153	.327	156-197	.792	38	104	142	4.7	71	6	87	78	15	38	514	17.1		
24	MAYER, Matthew	32-32	854:29	26.7	133-321	.414	67-198	.338	78-105	.743	32	143	175	5.5	77	2	37	43	40	26	411	12.8		
33	HAWKINS, Coleman	32-32	1038:40	32.5	120-270	.444	35-126	.278	41-68	.603	63	140	203	6.3	60	0	97	75	38	33	316	9.9		
3	EPPS, Jayden	30-11	755:39	25.2	110-263	.418	37-122	.303	35-45	.778	7	49	56	1.9	47	1	46	39	6	19	292	9.7		
42	DAINJA, Dain	32-20	654:42	20.5	130-204	.637	0-0	.000	50-95	.526	67	110	177	5.5	63	0	17	48	37	25	310	9.7		
55	CLARK, Skyy	13-12	317:39	24.4	30-73	.411	15-45	.333	16-23	.696	6	42	48	3.7	36	1	27	27	2	7	91	7.0		
15	MELENDEZ, RJ	31-17	661:18	21.3	60-162	.370	22-87	.253	40-48	.833	31	75	106	3.4	51	0	25	30	14	21	182	5.9		
10	GOODE, Luke	9-0	115:33	12.8	13-27	.481	6-16	.375	2-2	1.000	3	9	12	1.3	12	0	3	2	4	4	34	3.8		
1	HARRIS, Sencire	32-7	466:33	14.6	51-118	.432	13-41	.317	4-18	.222	19	47	66	2.1	50	0	27	20	11	27	119	3.7		
20	RODGERS, Ty	32-0	550:45	17.2	45-88	.511	0-1	.000	12-31	.387	54	76	130	4.1	56	0	31	26	6	18	102	3.2		
12	LIEB, Brandon	16-0	59:10	3.7	7-12	.583	0-0	.000	1-5	.200	5	12	17	1.1	14	1	2	5	7	0	15	0.9		
22	WARDEN, Paxton	10-0	14:35	1.5	1-4	.250	0-3	.000	0-0	.000	0	0	0	0.0	0	0	0	2	1	0	2	0.2		
2	SERVEN, Connor	5-0	19:18	3.9	0-1	.000	0-1	.000	1-2	.500	1	3	4	0.8	2	0	0	2	0	1	1	0.2		
25	PERRIN, Zacharie	1-0	01:57	2.0	0-0	.000	0-0	.000	0-2	.000	0	0	0	0.0	1	0	0	0	0	0	0	0.0		
5	REDD, AJ	2-0	01:55	1.0	0-1	.000	0-0	.000	0-0	.000	0	0	0	0.0	0	0	0	0	0	0	0	0.0		
Team											37	41	78					12						
Total		32	6477		854-1894	.451	245-793	.309	436-641	.680	363	851	1214	37.9	540	11	399	409	181	219	2389	74.7		
Opponents		32	6475		780-1871	.417	194-578	.336	389-554	.702	311	761	1072	33.5	585	12	349	418	89	216	2143	67.0		

Team Statistics

	ILLINI	OPP
Scoring	2389	2143
Points per game	74.7	67.0
Scoring margin	+7.7	-
Field goals-att	854-1894	780-1871
Field goal pct	.451	.417
3 point fg-att	245-793	194-578
3-point FG pct	.309	.336
3-pt FG made per game	7.7	6.1
Free throws-att	436-641	389-554
Free throw pct	.680	.702
F-Throws made per game	13.6	12.2
Rebounds	1214	1072
Rebounds per game	37.9	33.5
Rebounding margin	+4.4	-
Assists	399	349
Assists per game	12.5	10.9
Turnovers	409	418
Turnovers per game	12.8	13.1
Turnover margin	+0.3	-
Assist/turnover ratio	1.0	0.8
Steals	219	216
Steals per game	6.8	6.8
Blocks	181	89
Blocks per game	5.7	2.8
Winning streak	0	-
Home win streak	6	-
Attendance	256539	131783
Home games-Avg/Game	17-15091	10-13178
Neutral site-Avg/Game	-	5-13754

Team Results

Date	Opponent		Score	Att.
11/07/2022	Eastern Ill.	W	87-57	14543
11/11/2022	Kansas City	W	86-48	15331
11/14/2022	Monmouth	W	103-65	13772
11/18/2022	vs UCLA	W	79-70	8707
11/20/2022	vs Virginia	L	61-70	7678
11/25/2022	Lindenwood	W	92-59	12552
11/29/2022	Syracuse	W	73-44	15544
12/02/2022	at Maryland	L	66-71	16380
12/06/2022	vs Texas	Wot	85-78	17828
12/10/2022	Penn St.	L	59-74	15544
12/17/2022	Alabama A&M	W	68-47	13813
12/22/2022	vs Missouri	L	71-93	18452
12/29/2022	Bethune-Cookman	W	85-52	15544
01/04/2023	at Northwestern	L	60-73	7039
01/07/2023	Wisconsin	W	79-69	15544
01/10/2023	at Nebraska	W	76-50	12756
01/13/2023	Michigan St.	W	75-66	15544
01/16/2023	at Minnesota	W	78-60	9874
01/19/2023	Indiana	L	65-80	15544
01/24/2023	Ohio St.	W	69-60	15544
01/28/2023	at Wisconsin	W	61-51	17071
01/31/2023	Nebraska	W	72-56	15544
02/04/2023	at Iowa	L	79-81	15056
02/11/2023	Rutgers	W	69-60	15544
02/14/2023	at Penn St.	L	81-93	7297
02/18/2023	at Indiana	L	68-71	17222
02/20/2023	Minnesota	W	78-69	15544
02/23/2023	Northwestern	W	66-62	15544
02/26/2023	at Ohio St.	L	60-72	14212
03/02/2023	Michigan	Wot2	91-87	15544
03/05/2023	at Purdue	L	71-76	14876
03/09/2023	vs Penn St.	L	76-79	16104




TERRENCE SHANNON JR.
SR. / G / 6-6 / 225
CHICAGO, ILL.
TEXAS TECH



SENCIRE HARRIS
FR. / G / 6-4 / 160
CANTON, OHIO
ST. VINCENT-ST. MARY




CONNOR SERVEN
JR. / F / 6-9 / 235
PRAIRIE CITY, ILL.
ST. RITA



JAYDEN EPPS
FR. / G / 6-2 / 190
NORFOLK, VA.
COMBINE ACADEMY (N.C.)



AJ REDD
FR. / G / 6-2 / 190
CHICAGO, ILL.
ST. IGNATIUS



LUKE GOODE
SO. / G / 6-7 / 210
FORT WAYNE, IND.
HOMESTEAD




NICCOLO MORETTI
FR. / G / 6-1 / 160
BOLOGNA, ITALY
NBA GLOBAL ACADEMY



BRANDON LIEB
JR. / C / 7-0 / 220
DEERFIELD, ILL.
DEERFIELD



RJ MELENDEZ
SO. / G / 6-7 / 205
ARECIBO, PUERTO RICO
CENTRAL POINTE
CHRISTIAN (FLA.)



TY RODGERS
FR. / G/F / 6-6 / 200
SAGINAW, MICH.
THORNTON TOWNSHIP (ILL.)



PAXTON WARDEN
FR. / G / 6-4 / 180
GLEN ELLYN, ILL.
GLENBARD WEST



MATTHEW MAYER
GR. / G/F / 6-9 / 225
AUSTIN, TEXAS
BAYLOR



COLEMAN HAWKINS
JR. / F / 6-10 / 225
SACRAMENTO, CALIF.
PROLIFIC PREP



DAIN DAINJA
SO. / F / 6-9 / 270
BROOKLYN PARK, MINN.
BAYLOR



BRAD UNDERWOOD
HEAD COACH
6TH YEAR AT ILLINOIS
10TH YEAR OVERALL



GEOFF ALEXANDER
ASSISTANT COACH
6TH YEAR AT ILLINOIS



TIM ANDERSON
ASSISTANT COACH
2ND YEAR AT ILLINOIS



CHESTER FRAZIER
ASSISTANT COACH
2ND YEAR AT ILLINOIS

