

NCAA Gymnastics Score Sheet

Teams: Home University Of Oklahoma Visitor North Carolina State University

Date Mar 30, 2023 Place University Of Oklahoma Gymnastics Attendance 0

Name		1	2	3	4	nd	AVE	Name		1	2	3	4	nd	AVE
VAULT	1 Danielle Sievers 909	9.90	9.90	9.80	9.90		9.900	1 Gabrielle Diaz 705	9.70	9.70	9.75	9.70		9.700	
	2 Allie Stern 911	9.85	9.85	9.85	9.85		9.850	2 Krista Zultevecz 715	9.85	9.80	9.75	9.75		9.775	
	3 Katherine Levasseur 906	9.90	9.90	9.90	9.90		9.900	3 Alexis Ortega 710	9.80	9.85	9.80	9.80		9.800	
	4 Jordan Bowers 901	9.80	9.80	9.80	9.85		9.800	4 Lauren Rutherford 713	9.65	9.70	9.65	9.75		9.675	
	5 Audrey Davis 905	9.80	9.75	9.70	9.75		9.750	5 Emily Shepard 714	9.75	9.70	9.80	9.75		9.750	
	6 Olivia Trautman 914	9.95	9.95	9.95	9.95		9.950	6 Chloe Negrete 708	9.85	9.85	9.90	9.85		9.850	

Vault Score: **49.400** Running Score: **49.400** Vault Score: **48.875** Running Score: **48.875**

BARS	1 Danielle Sievers 909	9.95	9.95	9.90	10.00		9.950	1 Meredith Robinson 712	9.00	9.05	9.00	9.20		9.025
	2 Danae Fletcher 903	9.80	9.85	9.85	9.80		9.825	2 Peyton Childs 704	9.75	9.75	9.80	9.75		9.750
	3 Olivia Trautman 914	9.95	9.90	9.90	9.95		9.925	3 Sofia Obregon 709	8.80	8.90	8.80	8.85		8.825
	4 Ragan Smith 910	9.90	9.90	9.85	9.90		9.900	4 Alexis Ortega 710	9.85	9.80	9.85	9.90		9.850
	5 Jordan Bowers 901	10.00	10.00	9.95	10.00		10.000	5 Emily Shepard 714	9.95	9.90	9.90	9.95		9.925
	6 Audrey Davis 905	9.80	9.95	9.70	9.80		9.800	6 Lauren Rutherford 713	9.85	9.85	9.85	9.90		9.850

Bars Score: **49.600** Running Score: **99.000** Bars Score: **48.400** Running Score: **97.275**

BEAM	1 Olivia Trautman 914	9.85	9.90	9.85	9.90		9.875	1 Gabrielle Diaz 705	9.65	9.65	9.70	9.75		9.675
	2 Katherine Levasseur 906	9.70	9.80	9.70	9.75		9.725	2 Macy Jennings 706	9.75	9.80	9.70	9.75		9.750
	3 Jordan Bowers 901	9.85	9.75	9.80	9.80		9.800	3 Krista Zultevecz 715	9.80	9.70	9.75	9.80		9.775
	4 Faith Torrez 913	9.95	9.90	9.90	9.95		9.925	4 Alexis Ortega 710	9.05	9.00	8.95	9.00		9.000
	5 Audrey Davis 905	9.90	9.85	9.85	9.90		9.875	5 Emily Shepard 714	9.85	9.85	9.80	9.90		9.850
	6 Ragan Smith 910	10.00	10.00	10.00	10.00		10.000	6 Chloe Negrete 708	9.85	9.85	9.90	9.85		9.850

Beam Score: **49.475** Running Score: **148.475** Beam Score: **48.900** Running Score: **146.175**

FLOOR	1 Bell Johnson 902	9.75	9.55	9.75	9.70		9.725	1 Gabrielle Diaz 705	9.85	9.85	9.90	9.85		9.850
	2 Audrey Davis 905	9.90	9.95	9.85	9.85		9.875	2 Alexis Ortega 710	9.90	9.80	9.80	9.85		9.825
	3 Ragan Smith 910	9.85	9.90	9.85	9.85		9.850	3 Krista Zultevecz 715	9.70	9.75	9.75	9.75		9.750
	4 Jordan Bowers 901	9.90	9.90	9.90	9.90		9.900	4 Lauren Rutherford 713	9.65	9.60	9.70	9.75		9.675
	5 Danielle Sievers 909	9.90	9.95	9.90	9.90		9.900	5 Emily Shepard 714	9.90	9.85	9.85	9.90		9.875
	6 Faith Torrez 913	9.90	9.90	9.95	9.95		9.925	6 Chloe Negrete 708	9.90	9.90	9.80	9.90		9.900

Floor Score: **49.450** Running Score: **197.925** Floor Score: **49.200** Running Score: **195.375**

Final Team Score: **197.925**

Final Team Score: **195.375**

All-Arounders

All-Arounders

VT	Davis	Bowers						Shepard	Ortega					
	9.750	9.800						9.750	9.800					
	9.800	10.000						9.925	9.850					
	9.875	9.800						9.850	9.000					
	9.875	9.900						9.875	9.825					
	39.300	39.500						39.400	38.475					

Judge's Signatures: [Signature] UB [Signature] UB [Signature] BB [Signature] BB [Signature] BB [Signature] BB

* Head Judge: [Signature] UB [Signature] BB [Signature] BB [Signature] BB

Coach's Signatures: [Signature] Coach's Signature [Signature]

NCAA Gymnastics Score Sheet

Teams: Home Ohio State University Visitor University Of Arkansas

Date Mar 30, 2023 Place University Of Oklahoma Gymnastics Attendance 0

	Name		1					AVE	Name		1					AVE
			1	2	3	4	nd				1	2	3	4	nd	
V A U L T	1	Tory Vetter	813	9.80	9.80	9.85	9.80	9.800	1	Cami Weaver	214	9.80	9.85	9.85	9.85	9.850
	2	Raina Malas	807	9.80	9.85	9.85	9.80	9.825	2	Norah Flatley	202	9.85	9.80	9.75	9.85	9.825
	3	Nicole Riccardi	812	9.75	9.80	9.75	9.75	9.750	3	Frankie Price	209	9.85	9.85	9.85	9.85	9.850
	4	Payton Harris	804	9.90	9.85	9.95	9.95	9.925	4	Leah Smith	212	9.80	9.85	9.80	9.80	9.800
	5	Sydney Jennings	806	9.85	9.85	9.85	9.85	9.850	5	Makenzie Sedlacek	211	9.85	9.80	9.75	9.80	9.800
	6	Elexis Edwards	801	9.85	9.90	9.90	9.85	9.875	6	Lauren Williams	215	9.90	9.90	9.90	9.90	9.900

Vault Score: **49.275** Running Score: **49.275** Vault Score: **49.225** Running Score: **49.225**

	Name		1					AVE	Name		1					AVE
			1	2	3	4	nd				1	2	3	4	nd	
B A R S	1	Emma Pritchard	811	9.80	9.70	9.80	9.85	9.800	1	Cally Swaney	213	9.90	9.85	9.80	9.90	9.875
	2	Payton Harris	804	9.90	9.90	9.85	9.90	9.900	2	Jensen Scalzo	210	9.90	9.85	9.90	9.85	9.875
	3	Elexis Edwards	801	9.90	9.85	9.80	9.95	9.875	3	Reese Drotar	201	9.95	9.90	9.90	9.95	9.925
	4	Alexis Hankins	803	9.95	9.75	9.85	9.85	9.850	4	Maddie Jones	207	9.25	9.30	9.25	9.35	9.275
	5	Nicole Riccardi	812	9.90	9.90	9.90	9.95	9.900	5	Jaime Pratt	208	9.80	9.80	9.80	9.85	9.800
	6	Colby Miller	808	9.20	9.35	9.35	9.35	9.350	6	Norah Flatley	202	9.90	9.80	9.90	9.85	9.875

Bars Score: **49.325** Running Score: **98.600** Bars Score: **49.350** Running Score: **98.575**

	Name		1					AVE	Name		1					AVE
			1	2	3	4	nd				1	2	3	4	nd	
B E A M	1	Emma Pritchard	811	9.70	9.80	9.80	9.80	9.800	1	Kalyta Gamiao	203	9.75	9.80	9.80	9.70	9.775
	2	Alexis Hankins	803	9.80	9.70	9.70	9.70	9.700	2	Kiara Gianfagna	204	9.85	9.80	9.90	9.90	9.875
	3	Payton Harris	804	9.95	9.90	9.90	9.90	9.900	3	Cally Swaney	213	9.10	9.00	9.10	9.00	9.050
	4	Sydney Jennings	806	9.80	9.85	9.80	9.80	9.800	4	Cami Weaver	214	9.90	9.90	9.90	9.85	9.900
	5	Tory Vetter	813	9.95	9.90	9.95	9.90	9.925	5	Lauren Williams	215	9.70	9.65	9.70	9.75	9.700
	6	Ella Hodges	805	9.80	9.80	9.85	9.75	9.800	6	Norah Flatley	202	9.95	9.90	9.95	9.95	9.950

Beam Score: **49.225** Running Score: **147.825** Beam Score: **49.200** Running Score: **147.775**

	Name		1					AVE	Name		1					AVE
			1	2	3	4	nd				1	2	3	4	nd	
F L O O R	1	Tory Vetter	813	9.85	9.85	9.90	9.90	9.875	1	Maddie Jones	207	9.85	9.90	9.90	9.90	9.900
	2	Nicole Riccardi	812	9.75	9.80	9.75	9.75	9.750	2	Madison Hickey	206	9.90	9.95	9.85	9.85	9.875
	3	Claire Gagliardi	802	9.90	9.85	9.90	9.90	9.900	3	Leah Smith	212	9.85	9.85	9.85	9.85	9.850
	4	Payton Harris	804	9.90	9.85	9.85	9.95	9.875	4	Norah Flatley	202	9.85	9.95	9.85	9.90	9.875
	5	Elexis Edwards	801	9.95	9.90	9.95	9.95	9.950	5	Lauren Williams	215	9.90	9.95	9.90	9.90	9.900
	6	Ella Hodges	805	9.95	9.95	9.90	9.90	9.925	6	Frankie Price	209	9.95	9.90	9.95	9.95	9.950

Floor Score: **49.525** Running Score: **197.350** Floor Score: **49.500** Running Score: **197.275**

Final Team Score: **197.350**

Final Team Score: **197.275**

All-Arounders

All-Arounders

	Harris						Flatley					
VT	9.925						9.825					
UB	9.900						9.875					
BB	9.900						9.950					
FX	9.875						9.875					
AA	39.600						39.525					

Judge's Signatures: Jeanette Blumstein (H) Jenni Ederer (H) Charlene Chivers (B) Marjolu Ackman (H) Leanne Reid (B) Jenna Karadzi (H) Cheryl DeVries (H) Stephanie Kurlan (H)

* Head Judge: Shirley DeVries (H) Kathryn Murray (H) Holly Thomas (H) Michele Neelke (L) Jennifer O'Brien (H) James O'Hall (H) Shirley DeVries (H) Stephanie Kurlan (H)

Coach's Signature: Meredith Paul Coach's Signature: [Signature]

NCAA Gymnastics Score Sheet

Teams: Home Ball State University Visitor Illinois State University

Date Mar 30, 2023 Place University Of Oklahoma Gymnastics Attendance 0

	Name		Home					AVE	Name		Visitor					AVE		
			1	2	3	4	nd				1	2	3	4	nd			
V A U L T	1	Hannah Ruthberg	311	9.80	9.75	9.80	9.80		9.800	1	Alana Laster	951	9.85	9.90	9.85	9.90		9.875
	2	Suki Pfister	308	9.85	9.80	9.75	9.85		9.825									
	3	Victoria Henry	305	9.75	9.65	9.70	9.75		9.725									

Vault Score: 29.350 Running Score: 29.350 Vault Score: 9.875 Running Score: 9.875

	Name		Home					AVE	Name		Visitor					AVE		
			1	2	3	4	nd				1	2	3	4	nd			
B A R S	1	Hannah Ruthberg	311	9.80	9.85	9.75	9.80		9.800									
	2	Megan Teter	310	9.90	9.90	9.80	9.85		9.875									

Bars Score: 19.675 Running Score: 49.025 Bars Score: 0.000 Running Score: 9.875

	Name		Home					AVE	Name		Visitor					AVE		
			1	2	3	4	nd				1	2	3	4	nd			
B E A M	1	Hannah Ruthberg	311	9.60	9.60	9.75	9.65		9.625									
	2	Grace Sumner	309	9.85	9.90	9.90	9.85		9.875									

Beam Score: 19.500 Running Score: 68.525 Beam Score: 0.000 Running Score: 9.875

	Name		Home					AVE	Name		Visitor					AVE		
			1	2	3	4	nd				1	2	3	4	nd			
F L O O R	1	Hannah Ruthberg	311	9.85	9.90	9.95	9.85		9.875	1	Jaye Mack	952	8.90	8.90	9.00	9.05		8.950
	2	Megan Teter	310	9.90	9.90	9.95	9.85		9.900									

Floor Score: 19.775 Running Score: 88.300 Floor Score: 8.950 Running Score: 18.825

Final Team Score: 88.300 Final Team Score: 18.825

All-Arounders						All-Arounders							
	Name	VT	UB	BB	FX	AA		Name	VT	UB	BB	FX	AA
	Ruthberg												
VT		9.800											
UB		9.800											
BB		9.625											
FX		9.875											
AA		39.100											

Judge's Signatures: *[Signatures]* *UB *[Signature]* BB *[Signature]* FX *[Signature]*

* Head Judge: *[Signature]* VT *[Signature]* UB *[Signature]* BB *[Signature]* FX *[Signature]*

Coach's Signature: *[Signature]* Coach's Signature: *[Signature]*

NCAA Gymnastics Score Sheet

Teams: Home University of New Hampshire Visitor _____

Date Mar 30, 2023 Place University Of Oklahoma Gymnastics Attendance 0

Name	1	2	3	4	nd	AVE	Name	1	2	3	4	nd	AVE
V A U L T													

Vault Score: 0.000 Running Score: 0.000 Vault Score: 0.000 Running Score: 0.000

1	Name	956	9.85	9.90	9.90	9.95	AVE	Name	1	2	3	4	nd	AVE
	Kylie Gorgenyi	956	9.85	9.90	9.90	9.95	9.900							
B A R S														

Bars Score: 9.900 Running Score: 9.900 Bars Score: 0.000 Running Score: 0.000

1	Name	957	9.70	9.80	9.65	9.75	AVE	Name	1	2	3	4	nd	AVE
	Robyn Kelley	957	9.70	9.80	9.65	9.75	9.725							
	Alyssa Worthington	958	9.90	9.85	9.85	9.85	9.850							
B E A M														

Beam Score: 19.575 Running Score: 29.475 Beam Score: 0.000 Running Score: 0.000

Name	1	2	3	4	nd	AVE	Name	1	2	3	4	nd	AVE
F L O O R													

Floor Score: 0.000 Running Score: 29.475 Floor Score: 0.000 Running Score: 0.000

Final Team Score: 29.475

Final Team Score: 0.000

All-Arounders

All-Arounders

VT	UB	BB	FX	AA	VT	UB	BB	FX	AA

Judge's Signature: *[Signature]* *[Signature]* *[Signature]* *[Signature]*
Jessica Baerlein (N), Park Ederer (N) Charlene Christensen (N), Meryl Lay (N) Laurie Reid (N), Jenna Karadot (N) Catherine Barsche (N), Robin Smith (N)

* Head Judge: *[Signature]* *[Signature]* *[Signature]* *[Signature]*
Ja Tedder (N), Kathryn Murray (N) Holly Thomas (N), Michelle Narsche (L10) Jennifer Ottner (N), Jaime Chell (N) Sheryl DeWeerd (N), Stephanie Kuhlman (N)

Coach's Signature: *[Signature]* Coach's Signature: _____

Norman Regional Round Two Combined





Event Results - AA

Mar 30, 2023

Page: 1
Printed: 3/30/2023 9:02:26 PM

Women / 10

Session: All

Rank	Num	Name	Gym					AA
1	615	Raena Worley	Kentucky	9.850	9.925	9.900	9.950	39.625
2	804	Payton Harris	Ohio State	9.925	9.900	9.900	9.875	39.600
3	202	Norah Flatley	Arkansas	9.825	9.875	9.950	9.875	39.525
4T	901	Jordan Bowers	Oklahoma	9.800	10.000	9.800	9.900	39.500
4T	505	Jerquavia Henderson	Iowa	9.875	9.825	9.875	9.925	39.500
6T	714	Emily Shepard	NC State	9.750	9.925	9.850	9.875	39.400
6T	108	Lilly Hudson	Alabama	9.900	9.850	9.750	9.900	39.400
8	959	Hannah Joyner	Rutgers	9.750	9.850	9.900	9.875	39.375
9	905	Audrey Davis	Oklahoma	9.750	9.800	9.875	9.875	39.300
10	611	Jillian Procasky	Kentucky	9.775	9.850	9.775	9.850	39.250
11	311	Hannah Ruthberg	Ball State	9.800	9.800	9.625	9.875	39.100
12	102	Luisa Blanco	Alabama	9.800	9.975	9.400	9.900	39.075
13	710	Alexis Ortega	NC State	9.800	9.850	9.000	9.825	38.475
14	953	Rachel Decavitch	Kent State	9.725	9.800	9.750	9.050	38.325

Norman Regional Round Two Combined

Event Results - Bars

Mar 30, 2023

Page: 1
Printed: 3/30/2023 9:01:56 PM

Women / 10

Session: All



Rank	Num	Name	Gym	Start	Score	Out
1	901	Jordan Bowers	Oklahoma	___	10.000	0.000
2	102	Luisa Blanco	Alabama	___	9.975	0.025
3T	909	Danielle Sievers	Oklahoma	___	9.950	0.050
3T	105	Makarri Doggette	Alabama	___	9.950	0.050
5T	615	Raena Worley	Kentucky	___	9.925	0.075
5T	714	Emily Shepard	NC State	___	9.925	0.075
5T	914	Olivia Trautman	Oklahoma	___	9.925	0.075
5T	603	Bailey Bunn	Kentucky	___	9.925	0.075
5T	608	Shealyn Luksik	Kentucky	___	9.925	0.075
5T	201	Reese Drotar	Arkansas	___	9.925	0.075
11T	804	Payton Harris	Ohio State	___	9.900	0.100
11T	910	Ragan Smith	Oklahoma	___	9.900	0.100
11T	812	Nicole Riccardi	Ohio State	___	9.900	0.100
11T	109	Cam Machado	Alabama	___	9.900	0.100
11T	403	Kaitlyn Ewald	Illinois	___	9.900	0.100
11T	956	Kylie Gorgenyi	New Hampshire	___	9.900	0.100
17T	202	Norah Flatley	Arkansas	___	9.875	0.125
17T	801	Elexis Edwards	Ohio State	___	9.875	0.125
17T	310	Megan Teter	Ball State	___	9.875	0.125
17T	213	Cally Swaney	Arkansas	___	9.875	0.125
17T	210	Jensen Scalzo	Arkansas	___	9.875	0.125
22T	108	Lilly Hudson	Alabama	___	9.850	0.150
22T	959	Hannah Joyner	Rutgers	___	9.850	0.150
22T	611	Jillian Procasky	Kentucky	___	9.850	0.150
22T	710	Alexis Ortega	NC State	___	9.850	0.150
22T	412	Mia Takekawa	Illinois	___	9.850	0.150
22T	713	Lauren Rutherford	NC State	___	9.850	0.150
22T	605	Hailey Davis	Kentucky	___	9.850	0.150
22T	115	Mati Waligora	Alabama	___	9.850	0.150
22T	409	Mallory Mizuki	Illinois	___	9.850	0.150
22T	803	Alexis Hankins	Ohio State	___	9.850	0.150
22T	606	Kaitlin Deguzman	Kentucky	___	9.850	0.150
33T	505	Jerquavia Henderson	Iowa	___	9.825	0.175
33T	509	Karina Munoz	Iowa	___	9.825	0.175
33*	903	Danae Fletcher	Oklahoma	___	9.825	0.175
33*	401	Rachel Borden	Illinois	___	9.825	0.175
37T	905	Audrey Davis	Oklahoma	___	9.800	0.200
37T	311	Hannah Ruthberg	Ball State	___	9.800	0.200
37T	953	Rachel Decavitch	Kent State	___	9.800	0.200
37T	811	Emma Pritchard	Ohio State	___	9.800	0.200
37T	508	Gianna Masella	Iowa	___	9.800	0.200
37T	208	Jaime Pratt	Arkansas	___	9.800	0.200
43T	506	Adeline Kenlin	Iowa	___	9.775	0.225
43T	512	Marissa Rojas	Iowa	___	9.775	0.225
45*	704	Peyton Childs	NC State	___	9.750	0.250
45*	106	Karis German	Alabama	___	9.750	0.250
47	808	Colby Miller	Ohio State	___	9.350	0.650

Norman Regional Round Two Combined

Event Results - Bars

Mar 30, 2023

Page: 2
Printed: 3/30/2023 9:01:56 PM

Women / 10

Session: All



Rank	Num	Name	Gym	Start	Score	Out
48T	207	Maddie Jones	Arkansas	—.—	9.275	0.725
48T	408	Amelia Knight	Illinois	—.—	9.275	0.725
50	411	Olivia O'Donnell	Illinois	—.—	9.225	0.775
51	515	Allison Zuhlke	Iowa	—.—	9.200	0.800
52	712	Meredith Robinson	NC State	—.—	9.025	0.975
53	709	Sofia Obregon	NC State	—.—	8.825	1.175

Norman Regional Round Two Combined

Event Results - Beam

Mar 30, 2023

Page: 1
Printed: 3/30/2023 9:02:02 PM

Women / 10

Session: All



Rank	Num	Name	Gym	Start	Score	Out
1	910	Ragan Smith	Oklahoma	___	10.000	0.000
2T	202	Norah Flatley	Arkansas	___	9.950	0.050
2T	610	Arianna Patterson	Kentucky	___	9.950	0.050
4*	813	Tory Vetter	Ohio State	___	9.925	0.075
4*	506	Adeline Kenlin	Iowa	___	9.925	0.075
4T	913	Faith Torrez	Oklahoma	___	9.925	0.075
7T	615	Raena Worley	Kentucky	___	9.900	0.100
7T	804	Payton Harris	Ohio State	___	9.900	0.100
7T	959	Hannah Joyner	Rutgers	___	9.900	0.100
7T	412	Mia Takekawa	Illinois	___	9.900	0.100
7T	603	Bailey Bunn	Kentucky	___	9.900	0.100
7T	101	Shania Adams	Alabama	___	9.900	0.100
7T	214	Cami Weaver	Arkansas	___	9.900	0.100
7T	104	Ella Burgess	Alabama	___	9.900	0.100
15T	505	Jerquavia Henderson	Iowa	___	9.875	0.125
15T	905	Audrey Davis	Oklahoma	___	9.875	0.125
15T	914	Olivia Trautman	Oklahoma	___	9.875	0.125
15*	309	Grace Sumner	Ball State	___	9.875	0.125
15*	204	Kiara Gianfagna	Arkansas	___	9.875	0.125
20T	714	Emily Shepard	NC State	___	9.850	0.150
20T	708	Chloe Negrete	NC State	___	9.850	0.150
20T	413	Mia Townes	Illinois	___	9.850	0.150
20T	404	Ruthuja Nataraj	Illinois	___	9.850	0.150
20T	409	Mallory Mizuki	Illinois	___	9.850	0.150
20T	512	Marissa Rojas	Iowa	___	9.850	0.150
20T	958	Alyssa Worthington	New Hampshire	___	9.850	0.150
27T	107	Gabby Gladioux	Alabama	___	9.825	0.175
27T	608	Shealyn Luksik	Kentucky	___	9.825	0.175
29T	901	Jordan Bowers	Oklahoma	___	9.800	0.200
29T	805	Ella Hodges	Ohio State	___	9.800	0.200
29T	806	Sydney Jennings	Ohio State	___	9.800	0.200
29T	811	Emma Pritchard	Ohio State	___	9.800	0.200
29T	114	Rachel Rybicki	Alabama	___	9.800	0.200
34T	611	Jillian Procasky	Kentucky	___	9.775	0.225
34T	715	Krista Zultevicz	NC State	___	9.775	0.225
34*	503	Alexa Ebeling	Iowa	___	9.775	0.225
34*	203	Kalyxta Gamiao	Arkansas	___	9.775	0.225
38T	108	Lilly Hudson	Alabama	___	9.750	0.250
38T	953	Rachel Decavitch	Kent State	___	9.750	0.250
38*	706	Macy Jennings	NC State	___	9.750	0.250
38*	510	Aubrey Nick	Iowa	___	9.750	0.250
42T	906	Katherine Levasseur	Oklahoma	___	9.725	0.275
42T	957	Robyn Kelley	New Hampshire	___	9.725	0.275
44T	215	Lauren Williams	Arkansas	___	9.700	0.300
44T	803	Alexis Hankins	Ohio State	___	9.700	0.300
44T	410	Abby Mueller	Illinois	___	9.700	0.300
47	705	Gabrielle Diaz	NC State	___	9.675	0.325

Norman Regional Round Two Combined

Event Results - Beam

Mar 30, 2023

Page: 2
Printed: 3/30/2023 9:02:02 PM

Women / 10

Session: All



Rank	Num	Name	Gym	Start	Score	Out
48	311	Hannah Ruthberg	Ball State	—.—	9.625	0.375
49	961	Stephanie Zannella	Rutgers	—.—	9.575	0.425
50	102	Luisa Blanco	Alabama	—.—	9.400	0.600
51	609	Isabella Magnelli	Kentucky	—.—	9.375	0.625
52	408	Amelia Knight	Illinois	—.—	9.125	0.875
53	515	Allison Zuhlke	Iowa	—.—	9.075	0.925
54	213	Cally Swaney	Arkansas	—.—	9.050	0.950
55	710	Alexis Ortega	NC State	—.—	9.000	1.000

Norman Regional Round Two Combined

Event Results - Floor

Women / 10

Session: All

Mar 30, 2023



Rank	Num	Name	Gym	Start	Score	Out
1T	615	Raena Worley	Kentucky	___	9.950	0.000
1T	801	Elexis Edwards	Ohio State	___	9.950	0.000
1T	209	Frankie Price	Arkansas	___	9.950	0.000
4T	505	Jerquavia Henderson	Iowa	___	9.925	0.025
4T	913	Faith Torrez	Oklahoma	___	9.925	0.025
4T	805	Ella Hodges	Ohio State	___	9.925	0.025
7T	901	Jordan Bowers	Oklahoma	___	9.900	0.050
7T	108	Lilly Hudson	Alabama	___	9.900	0.050
7T	102	Luisa Blanco	Alabama	___	9.900	0.050
7T	909	Danielle Sievers	Oklahoma	___	9.900	0.050
7T	610	Arianna Patterson	Kentucky	___	9.900	0.050
7*	708	Chloe Negrete	NC State	___	9.900	0.050
7*	506	Adeline Kenlin	Iowa	___	9.900	0.050
7T	215	Lauren Williams	Arkansas	___	9.900	0.050
7T	413	Mia Townes	Illinois	___	9.900	0.050
7T	310	Megan Teter	Ball State	___	9.900	0.050
7T	605	Hailey Davis	Kentucky	___	9.900	0.050
7T	207	Maddie Jones	Arkansas	___	9.900	0.050
7T	802	Claire Gagliardi	Ohio State	___	9.900	0.050
20T	804	Payton Harris	Ohio State	___	9.875	0.075
20T	202	Norah Flatley	Arkansas	___	9.875	0.075
20T	714	Emily Shepard	NC State	___	9.875	0.075
20T	959	Hannah Joyner	Rutgers	___	9.875	0.075
20T	905	Audrey Davis	Oklahoma	___	9.875	0.075
20T	311	Hannah Ruthberg	Ball State	___	9.875	0.075
20T	813	Tory Vetter	Ohio State	___	9.875	0.075
20T	101	Shania Adams	Alabama	___	9.875	0.075
20T	115	Mati Waligora	Alabama	___	9.875	0.075
20T	206	Madison Hickey	Arkansas	___	9.875	0.075
30T	611	Jillian Procasky	Kentucky	___	9.850	0.100
30T	910	Ragan Smith	Oklahoma	___	9.850	0.100
30T	412	Mia Takekawa	Illinois	___	9.850	0.100
30T	705	Gabrielle Diaz	NC State	___	9.850	0.100
30T	109	Cam Machado	Alabama	___	9.850	0.100
30T	614	Makenzie Wilson	Kentucky	___	9.850	0.100
30T	212	Leah Smith	Arkansas	___	9.850	0.100
30*	507	Bailey Libby	Iowa	___	9.850	0.100
30*	405	Kadyn Fitzgibbon	Illinois	___	9.850	0.100
39T	710	Alexis Ortega	NC State	___	9.825	0.125
39T	954	Karlie Franz	Kent State	___	9.825	0.125
41T	107	Gabby Gladioux	Alabama	___	9.800	0.150
41T	609	Isabella Magnelli	Kentucky	___	9.800	0.150
41T	403	Kaitlyn Ewald	Illinois	___	9.800	0.150
41T	501	Hanna Castillo	Iowa	___	9.800	0.150
45T	414	Julia Waight	Illinois	___	9.775	0.175
45T	504	Emily Erb	Iowa	___	9.775	0.175
47T	812	Nicole Riccardi	Ohio State	___	9.750	0.200

Norman Regional Round Two Combined

Event Results - Floor

Mar 30, 2023

Page: 2
Printed: 3/30/2023 9:02:07 PM

Women / 10

Session: All



Rank	Num	Name	Gym	Start	Score	Out
47T	715	Krista Zultevecz	NC State	___.	9.750	0.200
47T	955	Alyssa Guns	Kent State	___.	9.750	0.200
50	902	Bell Johnson	Oklahoma	___.	9.725	0.225
51	713	Lauren Rutherford	NC State	___.	9.675	0.275
52	509	Karina Munoz	Iowa	___.	9.650	0.300
53	404	Ruthuja Nataraj	Illinois	___.	9.150	0.800
54	953	Rachel Decavitch	Kent State	___.	9.050	0.900
55	952	Jaye Mack	Illinois State	___.	8.950	1.000

Norman Regional Round Two Combined

Event Results - Vault

Mar 30, 2023

Page: 1
Printed: 3/30/2023 9:02:36 PM

Women / 10

Session: All



Rank	Num	Name	Gym	Start	Score	Out
1	914	Olivia Trautman	Oklahoma	___	9.950	0.000
2	804	Payton Harris	Ohio State	___	9.925	0.025
3T	108	Lilly Hudson	Alabama	___	9.900	0.050
3T	909	Danielle Sievers	Oklahoma	___	9.900	0.050
3T	107	Gabby Gladioux	Alabama	___	9.900	0.050
3T	215	Lauren Williams	Arkansas	___	9.900	0.050
3T	906	Katherine Levasseur	Oklahoma	___	9.900	0.050
8T	505	Jerquavia Henderson	Iowa	___	9.875	0.075
8T	801	Elexis Edwards	Ohio State	___	9.875	0.075
8T	509	Karina Munoz	Iowa	___	9.875	0.075
8T	614	Makenzie Wilson	Kentucky	___	9.875	0.075
8*	951	Alana Laster	Illinois State	___	9.875	0.075
8*	113	Jordyn Paradise	Alabama	___	9.875	0.075
14T	615	Raena Worley	Kentucky	___	9.850	0.100
14T	610	Arianna Patterson	Kentucky	___	9.850	0.100
14T	708	Chloe Negrete	NC State	___	9.850	0.100
14T	209	Frankie Price	Arkansas	___	9.850	0.100
14T	214	Cami Weaver	Arkansas	___	9.850	0.100
14T	806	Sydney Jennings	Ohio State	___	9.850	0.100
14*	960	Emily Leese	Rutgers	___	9.850	0.100
14*	911	Allie Stern	Oklahoma	___	9.850	0.100
22T	202	Norah Flatley	Arkansas	___	9.825	0.125
22*	807	Raina Malas	Ohio State	___	9.825	0.125
22*	602	Bridget Bourque	Kentucky	___	9.825	0.125
22*	308	Suki Pfister	Ball State	___	9.825	0.125
26T	901	Jordan Bowers	Oklahoma	___	9.800	0.150
26T	311	Hannah Ruthberg	Ball State	___	9.800	0.150
26T	102	Luisa Blanco	Alabama	___	9.800	0.150
26T	710	Alexis Ortega	NC State	___	9.800	0.150
26T	813	Tory Vetter	Ohio State	___	9.800	0.150
26T	609	Isabella Magnelli	Kentucky	___	9.800	0.150
26T	212	Leah Smith	Arkansas	___	9.800	0.150
26T	501	Hanna Castillo	Iowa	___	9.800	0.150
26T	414	Julia Waight	Illinois	___	9.800	0.150
26*	415	Arielle Ward	Illinois	___	9.800	0.150
26*	211	Makenzie Sedlacek	Arkansas	___	9.800	0.150
26*	112	Shallon Olsen	Alabama	___	9.800	0.150
38T	611	Jillian Procasky	Kentucky	___	9.775	0.175
38T	715	Krista Zultevecz	NC State	___	9.775	0.175
38T	515	Allison Zuhlke	Iowa	___	9.775	0.175
41T	714	Emily Shepard	NC State	___	9.750	0.200
41T	959	Hannah Joyner	Rutgers	___	9.750	0.200
41T	905	Audrey Davis	Oklahoma	___	9.750	0.200
41T	812	Nicole Riccardi	Ohio State	___	9.750	0.200
41T	502	Avery Chambers	Iowa	___	9.750	0.200
46T	953	Rachel Decavitch	Kent State	___	9.725	0.225
46*	406	Makayla Green	Illinois	___	9.725	0.225

Norman Regional Round Two Combined

Event Results - Vault

Mar 30, 2023

Page: 2
Printed: 3/30/2023 9:02:36 PM

Women / 10

Session: All



Rank	Num	Name	Gym	Start	Score	Out
46*	305	Victoria Henry	Ball State	___.	9.725	0.225
49	705	Gabrielle Diaz	NC State	___.	9.700	0.250
50T	713	Lauren Rutherford	NC State	___.	9.675	0.275
50T	404	Ruthuja Nataraj	Illinois	___.	9.675	0.275
52	410	Abby Mueller	Illinois	___.	9.650	0.300
53	105	Makarri Doggette	Alabama	___.	9.525	0.425
54	413	Mia Townes	Illinois	___.	9.200	0.750
55	508	Gianna Masella	Iowa	___.	8.825	1.125