



RAZORBACKS®

2022-23 Women's Basketball Game Notes

Kylie Magar | Assistant Director, Communications
E: kmagar@uark.edu | ArkansasRazorbacks.com

2022-23 SCHEDULE

Date	Opponent	Time	TV/RESULT
Nov. 2	vs. UAFA (exhibition)	7 PM	W, 92-62
Nov. 7	at UAPB	6 PM	W, 70-50
Nov. 11	Central Arkansas	10:30 AM	W, 72-34
Nov. 14	Tulsa	7 PM	W, 79-70
Nov. 17	Kent State	7 PM	W, 80-59
Nov. 20	at Little Rock	1 PM	W, 93-49
Nov. 24	Northern Arizona	5:45 PM	W, 82-73
Nov. 25	Clemson	8 PM	W, 76-62
Nov. 26	No. 25 Kansas State	8 PM	W, 69-53
Dec. 1	Troy	7 PM	W, 87-70
Dec. 4	Oral Roberts	2 PM	W, 92-58
Dec. 8	Lamar	7 PM	W, 63-50
Dec. 11	Arkansas State	3 PM	W, 77-63
Dec. 17	at No. 16/16 Creighton	1 PM	W, 83-75
Dec. 20	No. 16/15 Oregon+	3 PM	L, 85-78
Dec. 21	USF+	3 PM	L (OT), 66-65
Dec. 29	No. 9/9 LSU*	6 PM	L, 69-45
Jan. 1	at Kentucky*	1 PM	W, 71-50
Jan. 5	Florida*	7 PM	W, 102-74
Jan. 8	at Missouri*	2 PM	W, 77-55
Jan. 16	Vanderbilt*	6 PM	W, 84-81
Jan. 19	at No. 3/4 LSU*	8 PM	L, 79-76
Jan. 22	at No. 1/1 South Carolina*	2 PM	L, 92-46
Jan. 26	Alabama*	6 PM	L, 69-66
Jan. 29	Ole Miss*	4 PM	L (OT), 76-73
Feb. 5	at Auburn*	2 PM	W, 54-51
Feb. 9	at Vanderbilt*	8 PM	L, 78-70
Feb. 12	Missouri*	2 PM	W, 61-33
Feb. 16	Tennessee*	6 PM	L, 87-67
Feb. 19	at Georgia*	11 AM	L, 71-48
Feb. 23	at Mississippi State*	8 PM	L, 87-73
Feb. 26	Texas A&M*	11 AM	W, 78-65
March 2	(9) Missouri@	11 AM	W, 85-74
March 3	(1) No. 1/1 South Carolina@	11 AM	L, 93-66
March 16	Louisiana Tech^	7 PM	W, 69-47
March 20	SFA^	7 PM	W, 60-37
March 24	Texas Tech^	7 PM	W, 71-66
March 26	Kansas&	2 PM	L, 78-64

*-SEC Contest

S-Paradise Jam (St. Thomas, U.S. Virgin Islands)

+San Diego Invitational (San Diego, Calif.)

@-SEC Tournament (Greenville, S.C.)

^ - Postseason WNIT (Fayetteville, Ark.)

& - Postseason WNIT (Lawrence, Kan.)

All Times CT

ARKANSAS WOMEN'S BASKETBALL FINAL 2022-23 GAME NOTES

Arkansas Razorbacks



Record 24-13
Conference Record 7-9 (SEC)
AP Poll N/A
USA Today Coaches Poll N/A
Head Coach Mike Neighbors
HC Record at UofA (Yrs) 120-77 (sixth season)
HC Career Record (Yrs) 218-118 (10th season)

LAST STARTING 5



#43 MAKAYLA DANIELS

Sr. | G | 5-8 | Frederick, Md.

PPG	RPG	APG	MPG
13.2	4.1	2.9	32.4



#2 SAMARA SPENCER

So. | G | 5-7 | Fort Lauderdale, Fla.

PPG	RPG	APG	MPG
14.4	3.8	4.2	33.9



#0 SAYLOR POFFENBARGER

R-Fr. | F | 6-2 | Middletown, Md.

PPG	RPG	APG	MPG
8.5	6.9	2.4	32.2



#34 CHRISSY CARR

R-Sr. | G | 6-1 | Edern Prairie, Minn.

PPG	RPG	APG	MPG
11.8	3.5	0.6	28.0



#4 ERYNN BARNUM

R-Sr. | F | 6-2 | Little Rock, Ark.

PPG	RPG	APG	MPG
15.0	6.5	1.8	26.6

SNAPSHOT:

- Finished WNIT run with back-to-back 21-point games, including 8-of-13 shooting day at Kansas
- No. 10 (1,463) on all-time scoring list at Arkansas
- No. 8 in FT% (.768), No. 6 in 3-point% (.338), 7 in 3-pointers/gm (2.1) & No. 18 in scoring (13.2) in SEC
- Preseason All-SEC Second Team choice

SNAPSHOT:

- Averaged 15.8 PPG in WNIT games and nearly outscored SFA in Second Round with 27 points
- Had 154 assists, seventh most in a single season, and No. 20 in career assists (254)
- No. 5 in assists and No. 15 in scoring in SEC
- Tabbed the 2022 SEC Freshman of the Year

SNAPSHOT:

- SEC All-Freshman Team & five-time FOW
- Recorded three points and six boards at Kansas
- Only Hog with 200+ def. rebounds in a season with single-season record (225) & No. 2 in rebounds
- No. 3 in def. RPG & No. 11 in rebounding in the SEC

SNAPSHOT:

- Finished collegiate career with 10 points at Kansas and delivered big shots vs. TTU with 17 points
- Led with 86 triples, seventh most in single season
- Started in 150 career games
- No. 5 in 3-pointers per game (2.3) and 7 in 3-point percentage (.337) in SEC

SNAPSHOT:

- Finished senior year with a double-double (13 points and eight boards) at Kansas
- Reached 1,000 career-points at Georgia
- Katrina McClain Midseason Top 10 & All-SEC 2nd Team
- Third in FG% (.556) & 10th in scoring in SEC

FOLLOW, WATCH & LISTEN



@RAZORBACKWBB

Razorback Sports Network from Learfield (Radio)

Phil Elson - <http://143.223.155.160/audio>
Fayetteville - KQSM-FM-92.1 /// KYNG-AM - 1590*
Fort Smith - KFPW-AM-1230 /// KHGG-AM-1580



NEIGHBORHOOD WATCH

→ Arkansas finished the season with a 24-13 record, which marked the fourth most wins in school history, and tied for the most in the **Mike Neighbors'** era when his 2019-20 squad finished their shortened year (due to COVID-19), 24-8

→ The Razorbacks finished the 2022-23 season in the Great 8 of the Postseason WNIT. This postseason appearance marked the 26th postseason berth in Arkansas women's basketball history and eighth in the WNIT

→ In Arkansas' WNIT run, the Razorbacks defeated Louisiana Tech (W, 69-47), SFA (60,37) and Texas Tech (71-66) before losing to Kansas (78-64), who would go on to win the WNIT

→ The 2022-23 season marked the longest one in program history at 139 days

→ In the **Neighbors** era, this was his fifth postseason appearance with Arkansas (three NCAA Tournaments including 2020 and two WNITs)

→ Only three schools in the SEC have qualified for postseason tournaments in each of the past five seasons with Arkansas being one of them. South Carolina and Tennessee are the other two

→ Arkansas made it to the quarterfinals at the SEC Tournament the fourth time in the last five seasons. The Razorbacks defeated Missouri, 85-74, in the second round, but fell to No. 1, eventual SEC Champion South Carolina, 93-65, in the quarterfinals

→ Arkansas finished the SEC slate 7-9 to come in eighth in the league. Historically for the program, seven wins is tied for the fourth most wins in SEC play

→ The team started the season 13-0 and finished the non-conference slate at 13-2, which was the best start for Arkansas since 2013

→ Arkansas also was ranked in the AP and WBCA Coaches Polls for several weeks, with its highest AP ranking being No. 17 (Dec. 19) and best WBCA Coaches Poll status sitting at No. 19

→ On the All-SEC teams, **Erynn Barnum** earned a spot on the SEC Second Team, while **Saylor Poffenbarger** was named to the SEC All-Freshman Team

→ **Barnum** led the team in scoring with 15.0 points and a .556 field goal percentage, which led the SEC for majority of the season. She surpassed 1,000 points in her career and became the 18th Razorback to join the 1,000 points/500 rebound club

→ **Barnum** was one of 10 candidates for the Katrina McClain Award, given to the best power forward in the country

→ **Samara Spencer** finished as the second leading scorer with 14.4 points per game and led the team in assists with 15.4. Her 4.2 assists per game was the fifth most in the SEC. She also broke the school record for most minutes played in a season with 12,56

→ **Makayla Daniels** paced the team in steals with 56 and averaged 13.2 points per game

→ **Daniels** kept moving up in career top 10-20 lists, finishing her fourth season at No. 10 in points (1,463), No. 3 in career starts (122), No. 7 in career 3-pointers (179) and No. 13 in career assists (314)

→ **Chrissy Carr** logged 11.8 points per game and led the squad with 86 3-pointers

→ **Poffenbarger** led the team in rebounding with 6.9 per game and had 40 blocks. She also became the record holder for single-season defensive rebounds with 225

→ The team was second in least turnovers committed per game in the SEC with 13.4 per game

→ Arkansas got to the free throw line 23.27 times per game, which was second in the conference behind 2023 NCAA Champion LSU and seventh in the country. The Razorbacks' 15.70 makes from the free throw line per game was also second in the SEC and 13th in the NCAA

→ Arkansas led the SEC in 3-point attempts per game (27.2), which was 10th in the country, and No. 2 in 3-pointers per game (8.2) in the league. For the program, Arkansas set a record for 3-point attempts in a season (1,007) and was second in 3-pointers made in a season (305)

→ Head coach **Neighbors** earned his 200th win in late November at the Paradise Jam in the Virgin Islands versus Northern Arizona (W, 82-73) and surpassed 100 wins at Arkansas following the team's 80-59 win over Kent State

→ **Neighbors** has most wins of any DI collegiate coach with exactly 10 years of experience

→ The Razorbacks were projected to finish fourth in the SEC Preseason Media Poll and tied for fifth in the SEC Preseason Coaches Poll. **Daniels** represents Arkansas on the Preseason Second Team (Coaches Poll)

LAST TIME OUT

→ Arkansas' postseason run came to an end in the Postseason WNIT Great 8 at Kansas, as the Razorbacks fell, 78-64

→ The Razorbacks got off to a slow start, which allowed the Jayhawks to hold a 38-19 lead at the half. Although Arkansas charged back in the third quarter to outscore Kansas 31-22, the Razorbacks were unable to close out the comeback

→ Four different players earned their way to double digits, led by **Makayla Daniels**, who tallied 21 points for the second consecutive game. She did so by shooting 8-of-13 from the field, 4-of-8 from 3-point, while pulling down five rebounds

→ **Erynn Barnum** followed with 13 points, eight rebounds and two assists

→ **Samara Spencer** finished the season with 13 points and four rebounds

→ In her final collegiate game, **Chrissy Carr** logged 10 points back in her home state

→ After a successful season on the glass, **Saylor Poffenbarger** tallied six rebounds

→ **Jersey Wolfenbarger** put up five points and three boards off the bench

MIDSEASON TOP 10

→ **Erynn Barnum** was named one of 10 chosen to the Katrina McClain Power Forward of the Year Midseason Top 10 list, becoming the first Razorback to be named to this award's watch list or midseason list

→ Being one of 20 on the original preseason watch list, she became the first Arkansas player to make a preseason watch list for an award since the 2020-21 season

BENCHMARK PERFORMANCES

10+ POINTS	19-20	20-21	21-22	22-23	TOT
Makayla Daniels	12	19	19	27	77
Erynn Barnum	4	9	6	27	46
Samara Spencer	-	-	20	26	46
Chrissy Carr	-	-	-	21	21
Jersey Wolfenbarger	-	-	12	2	14
Saylor Poffenbarger	-	-	-	13	13
Maryam Dauda	-	-	-	4	4
Rylee Langerman	-	0	1	1	2
Emrie Ellis	-	-	1	0	1

20+ POINTS	19-20	20-21	21-22	22-23	TOT
Makayla Daniels	2	1	5	5	13
Samara Spencer	-	-	3	8	11
Erynn Barnum	0	0	0	9	9
Chrissy Carr	-	-	-	3	3
Saylor Poffenbarger	-	-	-	2	2

30+ POINTS	19-20	20-21	21-22	22-23	TOT
Makayla Daniels	0	0	2	1	3
Chrissy Carr	-	-	-	1	1
Erynn Barnum	0	0	0	1	1
Samara Spencer	-	-	0	1	1

5+ 3-POINTERS	19-20	20-21	21-22	22-23	TOT
Chrissy Carr	-	-	-	4	4
Samara Spencer	-	-	1	2	3
Makayla Daniels	1	0	1	0	2
Rylee Langerman	-	0	1	0	1

50% FG (8 ATT.)	19-20	20-21	21-22	22-23	TOT
Erynn Barnum	3	6	3	18	30
Makayla Daniels	4	3	10	4	21
Samara Spencer	-	-	8	8	16
Jersey Wolfenbarger	-	-	6	1	7
Chrissy Carr	-	-	-	6	6
Saylor Poffenbarger	-	-	-	5	5
Rylee Langerman	-	0	1	0	1

10+ REBOUNDS	19-20	20-21	21-22	22-23	TOT
Saylor Poffenbarger	-	-	-	8	8
Erynn Barnum	1	1	1	3	6
Jersey Wolfenbarger	-	-	2	1	3
Rylee Langerman	-	0	1	1	2
Makayla Daniels	0	0	1	0	1

5+ ASSISTS	19-20	20-21	21-22	22-23	TOT
Samara Spencer	-	-	5	12	17
Makayla Daniels	3	2	6	5	16
Saylor Poffenbarger	-	-	-	6	6
Erynn Barnum	0	0	0	3	3

3+ BLOCKS	19-20	20-21	21-22	22-23	TOT
Erynn Barnum	3	1	0	3	7
Jersey Wolfenbarger	-	-	2	3	5
Saylor Poffenbarger	-	-	-	3	3
Emrie Ellis	-	-	2	0	2
Chrissy Carr	-	-	-	1	1
Maryam Dauda	-	-	-	1	1

5+ STEALS	19-20	20-21	21-22	22-23	TOT
Makayla Daniels	4	1	1	1	7
Erynn Barnum	0	0	2	1	3
Rylee Langerman	-	0	1	0	1
Samara Spencer	-	-	1	0	1

DOUBLE-DOUBLES	19-20	20-21	21-22	22-23	TOT
Saylor Poffenbarger	-	-	-	4	4
Erynn Barnum	1	1	0	2	4
Jersey Wolfenbarger	-	-	2	0	2
Makayla Daniels	0	0	1	-	1

Stat Comparison

UA	OPPONENTS
72.2	Scoring.....65.6
65.6	Opp. Scoring.....N/A
.399	FG %......378
.378	Def. FG%.....N/A
.303	3-pt. %......312
8.2	3-pt./gm.....5.9
.675	FT%......693
38.1	Reb./gm.....40.7
13.2	Assists/gm.....11.3
13.4	TO/gm.....16.0
+2.6	TO Margin.....N/A
6.6	Steals/gm.....6.5
4.4	Blocks/gm.....3.3

2022-23 SOUTHEASTERN CONFERENCE STANDINGS

CONFERENCE STANDINGS													
	CONFERENCE				OVERALL					AP			
	W-L	Pct.	H	A	W-L	Pct.	H	A	N	Streak	vs T10	vs T25	COACHES
South Carolina ^A	16-0	1.000	8-0	8-0	36-1	.973	17-0	13-0	6-1	L1	4-1	7-1	4-1 9-1
LSU*	15-1	.938	8-0	7-1	34-2	.944	17-0	8-1	8-1	W6	3-1	5-1	3-1 5-1
Tennessee	13-3	.810	7-1	6-2	25-12	.676	16-4	6-4	3-4	L1	1-7	1-9	1-7 1-9
Ole Miss	11-5	.688	6-2	5-3	25-9	.735	14-2	8-4	3-3	L1	1-3	2-4	1-3 3-4
Mississippi State	9-7	.563	6-2	3-5	22-11	.667	14-2	3-7	5-2	L1	0-3	0-3	0-2 0-4
Alabama	9-7	.563	4-4	5-3	20-11	.645	11-4	8-4	1-3	L5	0-2	0-3	0-2 1-3
Georgia	9-7	.563	6-2	3-5	22-12	.647	13-3	4-6	5-3	L1	0-6	0-6	0-5 0-6
Arkansas	7-9	.438	4-4	3-5	24-13	.649	14-4	6-6	4-3	L1	0-4	2-5	0-4 1-3
Missouri	6-10	.375	3-5	3-5	18-14	.563	11-6	5-6	2-2	L1	0-2	0-3	0-3 0-3
Auburn	5-11	.312	4-4	1-7	16-15	.516	14-5	1-8	1-2	L1	0-4	0-4	0-4 0-4
Florida	5-11	.312	3-5	2-6	19-15	.559	11-5	6-8	2-2	L1	0-0	0-1	0-0 0-1
Vanderbilt	3-13	.188	3-5	0-8	12-19	.387	9-7	3-9	0-3	L3	0-2	0-3	0-2 0-4
Texas A&M	2-14	.125	2-6	0-8	9-20	.310	7-8	0-11	2-1	L1	0-3	0-3	0-3 0-3
Kentucky	2-14	.125	1-7	1-7	12-19	.387	7-10	2-7	3-2	L1	0-3	0-5	0-3 0-6

^ASEC Champion / SEC Tournament Champion; *NCAA Champion

2022-23 SEC Preseason Media Poll	2022-23 SEC Preseason Coaches' Poll
1. South Carolina	1. South Carolina
2. Tennessee	2. Tennessee
3. LSU	3. LSU
4. Arkansas	4. Alabama
5. Ole Miss	T5. Arkansas
6. Florida	T5. Mississippi State
7. Kentucky	7. Florida
8. Mississippi State	8. Ole Miss
9. Georgia	9. Georgia
10. Alabama	10. Kentucky
11. Texas A&M	11. Texas A&M
12. Missouri	12. Missouri
13. Auburn	13. Auburn
14. Vanderbilt	14. Vanderbilt

ALL-CONFERENCE RECOGNITION

- **Erynn Barnum** earned All-SEC Second Team honors, marking the fourth straight year Arkansas has had an All-Conference recipient
- **Saylor Poffenbarger** is an All-SEC Freshman Team recipient. She was a five-time SEC Freshman Team recipient during the season

BARNUM BUCKETS

- **Erynn Barnum** finished her senior year as an All-SEC Second Team recipient
- Finished the year with 13 points and eight rebounds in the Postseason WNIT Great 8 game at Kansas. Went 7-of-7 from the line in the game
- Had eighth most points scored in a single season at Arkansas with 555, as well as finished No. 4 in single-season free throw makes with 132
- Moved up to No. 28 on the all-time scoring list with 1,072 points and No. 22 in career rebounds with 579
- She became the 32nd member of the 1,000-point club and 18th of the 1,000-point, 500-rebound group. Surpassed both milestones this season
- Tallied an incredible 37-point performance against Ole Miss, tying for the seventh most points scored in a game by a Razorback
- Led the team with nine 20-point games, never having one prior to this season
- Only player to have two perfect shooting days in the SEC this year, going 8-of-8 vs. Arkansas State and 5-of-5 at Little Rock
- Among active SEC players through the season, finished No. 9 in career rebounds and No. 13 in scoring
- SEC statistical rankings: second in free throw attempts (205), third in field goal percentage (.556), ninth in offensive rebounds (2.44), 11th in scoring (15.0) and 14th in rebounds (6.46) and free throw percentage (.644)
- In SEC games, she averaged 16.75 points per game, which was seventh in the league
- NCAA statistical rankings: 19th in free throw attempts and 28th in field goal percentage
- Longest tenured Razorback, as this was her fifth year (redshirted in 2018-19)
- Last season averaged 7.6 points and 4.8 rebounds per game. She started in 10 of 22 games, missing a large part of the year due to injury

MAK ATTACK

- This team was four-year veteran **Makayla Daniels'** team, who has shown consistency through her four seasons as a Razorback
- Delivered 21 points off 8-of-13 shooting from the field and 4-of-8 from 3-point against Kansas in the Postseason WNIT Great 8. Also pulled down five boards
- Showcased how much of a big-time player she is by delivering 16 of her 21 points in the second half of the Postseason WNIT Super 16 game vs. Texas Tech. She also pulled down eight rebounds and drew eight fouls to go 8-of-10 from the line
- Averaged 14.5 points, 5.8 rebounds and 2.3 assists per game in the Postseason WNIT across four games, as well as 14.5 points, 3.5 3-pointers, 2.0 assists and 1.5 steals per game in the SEC Tournament
- Registered the third 30-point game of her career with a season-high 31 points off 11-of-23 shooting at Vanderbilt
- No. 10 on the all-time scoring list at Arkansas with 1,463 points
- Also ranks No. 3 in career starts (122), No. 7 career 3-pointers (179) and No. 13 in career assists (314)
- Has fourth most steals (192), as well as fifth most points and assists among active SEC players
- SEC statistical rankings: sixth in 3-point percentage (.338), seventh in 3-pointers per game (2.06) and minutes per game (32.40), eighth in free throw percentage (.768), 15th in steals (1.70) and 18th in scoring (13.21)
- Underrated defender who can hold a team's leading guard well below their scoring average
- Won Paradise Jam Reef Tournament MVP, averaging 17.3 points, 5.7 rebounds, 2.7 assists and 2.0 steals per game
- Was No. 1 on Sportscenter for her buzzer beater against Vanderbilt in game where she finished with 16 points
- Earned a spot on the SEC Preseason Second Team, her first recognition by the league since she was SEC Freshman of the Week in 2019-20
- Last season averaged 14.0 points and a team-leading 5.3 rebounds. **Daniels** also averaged 2.9 assists and 1.8 steals per game

KEEPING IT 100!

- **Makayla Daniels** was one of 23 players in collegiate women's basketball to start in all games they have appeared in with a minimum 100 games
- No. 14 for most starts among active players
- Notable names on the list
 - 158 - Ashley Joens (Iowa State)
 - 155 - Thelma Dis Agustsdottir (Ball State)
 - 153 - Cate Reese (Arizona)
 - 141 - Lindsey Thall (Kent State)
 - 138 - Aliyah Boston (South Carolina)
 - 137 - Zia Cooke (South Carolina)
 - 136 - Lou Lopez-Senechal (UConn/Fairfield)

- 134 - Cjaja Harbison (Vanderbilt/Saint Louis)
- **122 - Makayla Daniels (Arkansas)**
- 122 - Elizabeth Kitley (Virginia Tech)
- 119 - Lauren Park-Lane (Seton Hall)
- 118 - Amari Young (Old Dominion)

SPEEDY SAM

→ **Samara Spencer** was named the 2022 SEC Freshman of the Year, and continued to be a big force for the team in her sophomore campaign

→ Dominates the paint with her speed to the basket, can get to the free throw line and shoot the 3-pointer with great accuracy

→ Broke the school record for individual season minutes played (1,256) and finished with the 11th most points in a season (531)

→ In Postseason WNIT games, averaged 15.8 points, 3.7 rebounds and 4.0 assists per game

→ Finished the season with 12 points and four boards at Kansas in the Postseason WNIT Great 8

→ Had a game-leading 27 points in the second round of the Postseason WNIT against SFA, nearly outscoring the Ladyjacks who had 37 points

→ Logged second career double-double with 14 points and a career-high 11 assists in the WNIT First Round vs. LA Tech, which tied a program WNIT record

→ Her two double-doubles with points and assists marked the first time since 2016-17 a Razorback has had more than one double-double with points and assists in a season (last was **Jailyn Mason**)

→ Earned 27 double-digit scoring games, eight 20+ point contests, as well as one 30-point game and two double-doubles

→ Put up a career-high 32 points against Oral Roberts, shooting 10-of-17 from the field with a career-high six 3-pointers

→ Among active SEC players, No. 20 in career points (910)

→ SEC statistical rankings: fourth in minutes (33.95), fifth in assists (4.16) and free throw attempts (182), seventh in field goal attempts (459), 10th in assist/turnover ratio (1.38), 12th in 3-pointers made per game (1.76) and 15th in scoring (14.35)

→ NCAA statistical rankings: 40th in total assists (154) and 47th in free throw attempts

→ Her 154 assists this season is seventh most in a single season by a Razorback. She has 13 games with 5+ assists this year

→ **Spencer** averaged 12.2 points, 3.7 rebounds, 3.1 assists, 1.2 steals and 30.1 minutes per game last season, while leading team with 96 assists

POFFEN OFF!

→ **Saylor Poffenbarger** is a big guard. If you need her to play any position one through five, she can handle it

→ Named to the SEC All-Freshman Team

→ Finished the season with three points, six rebounds and one block in the Postseason WNIT Great 8 against Kansas

→ Single-season defensive rebound record holder at Arkansas with 225

→ Moved up to No. 2 in individual season rebounds at Arkansas with 255

→ In the Postseason WNIT, averaged 4.8 points and 8.8 rebounds per game, and in the SEC Tournament, put up 14.0 points, 7.5 rebounds, 4.5 assists and 1.0 block per game

→ Recorded nine 10+ rebound games this year

→ Logged her fourth double-double of the season at Auburn, registering 10 points and 10 rebounds. Her four double-doubles ties the most by a Razorback since **Taylah Thomas**, who also had four, in 2019-20

→ Led the league in SEC Freshman of the Week awards with five

WHAT'S HE SAYIN'?

Trying to figure out what Coach Neighbors is saying on the bench? Don't worry - he has a language all his own.

Coach Neighbors plays Positionless Basketball. Instead of having guards, forwards and centers, he has Rabbits, Rackers, Locks and Dragons.



Rabbits run the floor and look to score quickly with a layup.



Rackers bring the ball up the floor, and are trying to get to the rack.



Locks, generally good three-point shooters, are trying to win the race to the corners.



The Dragon is the last player down the court, dragging behind the others.

→ Recorded a career-high 24 points with six rebounds at Missouri, while holding the Tigers' best scorer, **Hayley Frank**, to just five points

→ Usually is put up against the opposing team's leading scorer, and has done a great job limiting their productivity

→ SEC statistical rankings: third in defensive rebounds (6.08), eighth in minutes (32.16), 11th in rebounds (6.89) and 13th in blocks (1.08)

→ Joined the team midway through last year after transferring from UConn. She was the No. 30th-ranked recruit in the 2021 class

TRANSFER PORTAL JACKPOT

→ **Chrissy Carr** started in all but two collegiate games she appeared, finishing her career with 150 starts

→ Finished her collegiate career with 10 points in the Postseason WNIT Great 8 at Kansas

→ In the WNIT, averaged 11.0 points, 2.5 rebounds and 2.3 3-pointers per game

→ Was on fire against Missouri in the opening round of the SEC Tournament, logging a career-high 34 points off 11-of-14 shooting and a career-high six 3-pointers

→ Her 34 points was the first 30-point game scored by a Razorback in the SEC Tournament since **Alexis Tolefree's** 30 against Auburn in 2020

→ With 86 3-pointers, she was No. 7 for individual season triples at Arkansas

→ Reached double digits in scoring 22 times this season and led the team in points in eight different contests (including ties)

→ Named to the Paradise Jam All-Tournament Team, averaging 14.7 points and 5.0 rebounds per game

→ SEC statistical rankings: first in 3-point attempts (255), fifth in 3-pointers made per game (2.32) and seventh in 3-point percentage (.337)

→ NCAA statistical rankings: 11th in 3-point attempts and 25th in total 3-pointers

→ Among active NCAA players through this season, held ninth most made 3-pointers (312) and 58th most points (1,745)

OUR RECORD WHEN ...

Overall	24-13
Home / Away / Neutral	14-4/6-6/4-3
SEC	7-9
Home / Away	4-4/3-5
White Uniforms	17-5
Cardinal Uniforms	6-6
Anthracite Uniforms	1-2

LEADS/QUARTERS/HALFTIME/OT

Leading after the 1st quarter	18-3
Leading after the 2nd quarter/Half	21-2
Leading after the 3rd quarter	22-3
Leading at the half, home	11-1
Leading at the half, road/neutral	10-1
Tied at the half, home	1-0
Tied at the half, road/neutral	1-0
Games decided by 5 points or fewer	3-4
Games decided by 10 points or fewer	6-5
Leading with 5:00 left	24-3
Leading with 2:00 left	24-2
Overtime games	0-2

OFFENSE

Scoring less than 70 points	6-9
Scoring 70-79 points	9-4
Scoring 80-89 points	6-0
Scoring 90-99 points	2-0
Scoring 100+ points	1-0
2 Players Or Less in Double Figures	1-4
3 Players in Double Figures	13-6
4 Players in Double Figures	6-2
5 Players in Double Figures	3-1
5+ Players in Double Figures	1-0
When shooting 50 percent or higher	1-0
When shooting less than 50 percent	23-13

REBOUNDING/TURNOVERS

When outrebounding opponent	18-1
When outrebounded	5-12
When rebounds are even	1-0
When grabbing 10+ offensive reb	16-5
When forcing 15+ turnovers	13-8
When committing less than 15 turnovers	17-10
When committing 15+ turnovers	7-3

Top Scorers (Includes Ties)

Barnum ...	@UAPB, UCA, TU, UO, USF, @UK, @LSU, Bama, Ole Miss, @AUB, Tenn
Carr	@LR, K-ST, LU, UF, MIZ, @UGA, MIZ, LA Tech
Daniels CLEM, UF, @Vandy, TTU, @KU
Spencer..	@UABP, Kent, NAU, Troy, ORU, A-St., CU, LSU, UF, Vandy, @SC, @MSU, TAMU, SFA
Poffenbarger @UK, UF, @MIZ, SC

Top Rebounders (Includes Ties)

Barnum
@UAPB, UCA, @LR, NAU, CLEM, Troy, @UK, UF, @MIZ, Vandy, @LSU, Bama, Ole Miss, @Vandy, MIZ, @UGA, TTU, @KU	
Carr NAU, TAMU
Daniels LSU, Ole Miss, Tenn
Langerman SC, SFA
Poffenbarger ...	TU, @LR, CLEM, ORU, LU, A-St., CU, UO, USF, UF, @AUB, @UGA, @MSU, MIZ, LA Tech
Spencer Kent, K-ST
Team @SC
Wolfenbarger LSU, Tenn

Months

November	8-0
December	5-3
January	4-4
February	3-4
March	4-2

Makayla Daniels and Avery Hughes

→ **Hughes** is a former walk-on, she earned a scholarship ahead of last season. She became the first walk-on for **Coach Neighbors** and staff at Arkansas. She logged a season-high four points against Troy
→ Appeared in 14 games this season, 49 in her career

THE FRESHIES

→ The Razorbacks had two true freshmen on the roster
→ **Karley Johnson** was the lone member of the fall signing class and appeared in 10 games
→ **Johnson** is McDonald's All-American nominee and four-time Oklahoman's Super 5 Honorable Mention choice
→ **Loren Lindsey** is a 5-11 local product by way of Fayetteville High School. She joined the team as a walk-on
→ **Lindsey** appeared in nine games

WE LOVE SASHA

→ **Sasha Goforth** made the decision to sit out from playing basketball this season. She is redshirting during the 2022-23 season and is still on scholarship, engages in team activities and supports the players and coaches on the bench
→ During the fall semester, she earned a 4.0 GPA with 18 credit hours as a human development & family sciences major
→ In 2021-22 after transferring from Oregon State, **Goforth** was the only Hog to start in all 32 games. She logged 11.5 points, 4.8 rebounds and 2.1 blocks per game last season

SEC SAYLOR

→ **Saylor Poffenbarger** won SEC Freshman of the Week five times, with her first two honors coming in back-to-back weeks and the most recent two also coming on consecutive weeks
→ Her five weekly honors was the most among freshmen
→ The fifth award she won was against Vanderbilt with 13 points and five boards
→ She had her fourth weekly award after averaging 20.0 points and 7.0 rebounds in Arkansas' big wins vs. Florida and Missouri. She logged a career-high 24 points at Mizzou
→ The third award came after her third double-double of the season in Arkansas' huge road win at No. 16 Creighton, where she recorded 16 points and 11 rebounds
→ Her second honor came after averaging a near double-double of 11.5 points and 8.0 rebounds per game across the team's wins over Troy (87-70) and Oral Roberts (92-58)
→ The first time, she won the award following an impressive showing at the Paradise Jam, averaging 12.3 points, 6.7 rebounds, 3.0 assists and 1.0 steal per game, while being instrumental to the team's Paradise Jam Reef Tournament Championship

BACKCOURT MATES

→ **Samara Spencer** and **Makayla Daniels** can be looked at as one of the top point guard duos in the country
→ Together this year, the two averaged a combined 27.6 PPG, 7.8 RPG and 7.1 APG
→ The two have combined for 54 double digit scoring games and 13 20+-point contests
→ Last season, they combined for 39 double

digit scoring games and eight 20+ point contests

CLEAN GAME

→ The team limited turnovers to 13.4 per game, which was second in the SEC and 39th in the NCAA
→ Arkansas committed less than 15 turnovers in 28 of 37 games
→ The Razorbacks logged just five turnovers against Tennessee, a season's best, along with seven vs. LA Tech
→ Arkansas continued to be clean with the ball, coming off last season having led the SEC in least turnovers per game (11.1), which was No. 4 in the country
→ In **Mike Neighbors'** six years at the helm, Arkansas has been in the top three for least turnovers committed per game each year

GETTING TO THE LINE

→ Arkansas finished seventh in the country in free throw attempts (23.27) and No. 13 in free throw makes per game (15.70)
→ The Razorbacks were No. 2 in makes and attempts in the SEC
→ Went 13-of-15 from the line vs. LA Tech
→ Arkansas went to the line a season-high 39 times at Auburn

DRIP, DRIP, SPLASH

→ One thing about Arkansas women's basketball that hasn't changed is the team's ability to shoot from the outside
→ Arkansas led the SEC in 3-point attempts per game (27.2), 10th in the country
→ The team was also second in the SEC in 3-pointers per game (8.2), which was 26th in the NCAA
→ Arkansas' 1,007 3-point attempts is a school record. The team's 305 total 3-pointers moved up to the second most in program history
→ The Razorbacks launched 10+ 3-pointers in 12 games this year with a season-high 13 vs. Texas A&M, ninth most in a single game in school history
→ Arkansas has been either been No. 1 or No. 2 in 3-pointers per game in the SEC throughout the past five seasons

DEFENSIVE IMPROVEMENTS

→ Held SFA to 37 points, which is half of their season scoring average and 22 points lower than their previous season-low. The 37 points and 22 percent field goal percentage set new program Postseason WNIT lows
→ Limited LA Tech to just three points in the first quarter, which is a season-low in a quarter defensively for Arkansas
→ The team held opponents to a defensive field goal percentage of 37.8 (fifth in the SEC)
→ Broke a new record in defensive points allowed with 33 against Missouri the second time, holding the Tigers to 28.3 percent
→ Held a hot-shooting Creighton team to 22.9 percent from 3-point (8-for-35) and 33.3 percent from the field (23-for-66)
→ Last season, Arkansas' defense held opponents to 66.5 points per game (11th in the SEC, 242nd in NCAA) and a 39.6 field goal percentage (seventh in SEC, 160th in NCAA)

TALLER BALLERS

→ Six of the 12 Razorback players are above 6 feet
→ Arkansas fans can see a lineup consist of four players above 6-0 on the roster

ALL-AMERICAN TALIAH

→ **Taliah Scott** was announced as a McDonald's All-American. She becomes one of six Arkansas signees under the **Mike Neighbors** era at Arkansas to be named an All-American
→ Was also named Florida Gatorade Player of the Year
→ Averaged 36.2 points, 9.2 rebounds, 4.8 assists and 3.0 steals per game during her senior year. Her scoring average is fourth in the country
→ Put up 47 points in the 2A state semifinals, knocking down 11 3-pointers
→ Named to the Jersey Mike's Naismith High School Girls Midseason Team, one of 25, as well as a McDonald's All-American Game nominee
→ She surpassed 2,000 points in her high school career, playing at Saint John's Country Day School

CLASS OF 2023 SIGNEES

→ The Razorbacks added two talented players on National Signing Day and three more papers came through on Wednesday, Nov. 16
→ This class was ranked No. 14 prior to Signing Day, according to ESPN
→ **Maryn Archer** is from Derby, Kansas and is ranked by Prep Girls as the 29th-ranked player in the nation. She is a sharpshooter and will add depth to the Razorbacks' backcourt. She has enrolled early and can be seen on the bench this season
→ **Jenna Lawrence** will stay in Northwest Arkansas with this 6-3 forward getting ready to eclipse 2,000 points in her high school career. She is a four-star recruit and currently ranked No. 61 in the 2023 HoopGurlz Recruiting Rankings. **Lawrence** was also named as a McDonald's All-American game nominee
→ **Taliah Scott** is listed as the No. 11 player in the country, according to the 2023 HoopGurlz Recruiting Rankings and is a consensus 5-star guard out of North Florida. She just surpassed 2,000 points in her high school career early this week (12/5)
→ **Carly Keats** is a junior college product from Jones College and averaged 14.2 points and 4.0 assists per game as a senior in high school
→ **Cristina Sanchez** is just the seventh ever international signee in Arkansas women's basketball history. She is a member of the Spanish National Team



2022 Paradise Jam Reef Champions

RECORDS TO WATCH

CAREER POINTS

1	Bettye Fiscus (81–85)	2,073
2	Shameka Christon (00–04)	1,951
3	Chelsea Dungee (19–21)	1,903
4	Jessica Jackson (14–17)	1,865
5	Delmonica DeHorney (87–91)	1,785
...		
9	C'eira Ricketts (09–12)	1,574
10	Makayla Daniels	1,463
...		
10	Christy Smith (94–98)	1,459
11	Karyn Karlin (96–00)	1,441
13	Tracy Webb (83–87)	1,403
...		
28	Erynn Barnum	1,072
	Blair Savage (89–93)	1,072

CAREER REBOUNDS

1	Shelly Wallace (85–89)	1,013
2	Bettye Fiscus (81–85)	785
3	Jessica Jackson (14–17)	750
4	Melissa Wolff (13–16)	729
5	Ashley Daniels (09–10)	715
...		
22	Sytia Messer (95–99)	603
23	Erynn Barnum	579
24	Dana Cherry (99–03)	563

SEASON REBOUNDS

1	Lauren Ervin (07–08)	319
2	Saylor Poffenbarger (22-23)	255
3	Melissa Wolff (14–15)	251
4	Ashley Daniels (10–11)	248
5	Whitney Jones (08–09)	243
6	Kiara Williams (18–19)	243
7	Erynn Barnum (22-23)	239
8	Quistelle Williams (12–13)	231

SEASON FREE THROW MAKES

1	Chelsea Dungee (18–19)	229
2	Chelsea Dungee (20–21)	177
3	Chelsea Dungee (19–20)	146
4	Erynn Barnum (22-23)	132
5	Kelsey Brooks (14–15)	132
6	Makayla Daniels (22-23)	129
7	Shameka Christon (03–04)	126
...		
11	Jessica Jackson (14–15)	111
12	Sarah Watkins (12–13)	101
	C'eira Ricketts (10–11)	101
14	Samara Spencer (22-23)	100
15	Makayla Daniels (21-22)	99

SEASON POINTS

1	Chelsea Dungee (18–19)	759
2	Shelly Wallace (88–89)	692
3	Bettye Fiscus (81–82)	655
...		
7	Delmonica DeHorney (89–90)	581
8	Erynn Barnum (22-23)	555
9	Bettye Fiscus (84–85)	554
10	Chelsea Dungee (19–20)	541
11	Samara Spencer (22-23)	531
12	Alexis Tolefree (19–20)	520

CAREER ASSISTS

1	Amy Wright (98–02)	717
2	Cali Berna (12–15)	667
3	Amber Nicholas (88–92)	538
4	C'eira Ricketts (09–12)	516
5	Christy Smith (94–98)	507
...		
12	Cheryl Orchoiski (80–84)	323
13	Makayla Daniels	314
	Juliet Jackson (86–90)	313
15	Jailyn Mason (16–21)	284
16	India Lewis (99–03)	276
...		
20	Shea Henderson (90–94)	252
	Outside looking in: Samara Spencer	250

CAREER 3-POINTERS

1	Wendi Willits (97–01)	316
2	Lyndsay Harris (09–12)	283
3	Kimberly Wilson (93–97)	267
	India Lewis (99–03)	267
5	Amber Ramirez (19–22)	261
6	Jessica Jackson (14–17)	198
7	Makayla Daniels	179
8	Chelsea Dungee (19–21)	177
9	Alexis Tolefree (18–20)	168
10	Christy Smith (94–98)	156

SEASON ASSISTS

1	Cali Berna (12–13)	208
2	Cali Berna (13–14)	205
	Amy Wright (01–02)	205
4	Brittney Vaughn (06–07)	176
5	Cali Berna (14–15)	166
6	Rochelle Vaughn (03–04)	156
8	Samara Spencer (22-23)	154
7	Lakishia Harper (02–03)	150
9	C'eira Ricketts (11–12)	143
...		
20	Makayla Daniels (22-23)	98

SEASON FREE THROW ATTEMPTS

1	Chelsea Dungee (18–19)	275
2	Chelsea Dungee (20–21)	224
3	Erynn Barnum (22-23)	205
4	Kelsey Brooks (14–15)	199
	Chelsea Dungee (19–20)	189
6	Samara Spencer (22-23)	182
7	Makayla Daniels (22-23)	168
8	Shameka Christon (03–04)	166

TEAM GAMES PLAYED

1	2022-23	37
	2018–19	37
3	1981–82	36

TEAM 3-POINT FG MADE

1	2019–20	314 (32 games)
2	2022-23	305 (37 games)
3	2018–19	296 (37 games)
4	2020–21	267 (28 games)

TEAM POINTS

1	2018–19	2736 (37 games)
2	2022-23	2672 (37 games)
2	2019–20	2688 (32 games)
3	1990–91	2644 (32 games)

CAREER STARTS

1	C'eira Ricketts (09–12)	128
2	Amy Wright (99–02)	125
3	Makayla Daniels	122
	Malica Monk (16–19)	122
5	Jessica Jackson (14–17)	113
	Shameka Christon (01–04)	113
7	Bettye Fiscus (1982–85)	110
	Christy Smith (95–98)	110
9	Cali Berna (11–15)	109
10	Lyndsey Harris (09–12)	107

SEASON DEFENSIVE REBOUNDS

1	Saylor Poffenbarger (22-23)	225
2	Lauren Ervin (06–07)	190
3	Melissa Wolff (14–15)	150
	Ashley Daniels (10–11)	150
5	Erynn Barnum (22-23)	148
6	Cali Berna (14–15)	147
7	Devin Cosper (17–18)	144
	Whitney Jones (08–09)	144
9	Quistelle Williams (18–19)	143

SEASON 3-POINTERS MADE

1	Amber Ramirez (19–20)	106
2	Wendi Willits (98–99)	104
3	Alexis Tolefree (19–20)	91
4	India Lewis (01–02)	89
	Kimberly Wilson (95–96)	89
6	Chrissy Carr (22-23)	86
7	Wendi Willits (00–01)	86
8	Lyndsay Harris (10–11)	81
...		
16	Makayla Daniels (22-23)	70
	Chelsea Dungee (18–19)	66
17	Devin Cosper (17–18)	65
18	Samara Spencer (22-23)	65

SEASON BLOCKS

1	Delmonica DeHorney (89–90)	83
2	Lauren Ervin (06–07)	76
3	Delmonica DeHorney (90–91)	70
4	Sasha Goforth (21–22)	66
5	Sarah Watkins (11–12)	63
6	Sarah Watkins (03–04)	58
...		
11	Shameka Christon (03–04)	46
12	Jessica Jackson (13–14)	45
13	Sarah Watkins (09–10)	41
14	Saylor Poffenbarger (22-23)	40
	Sarah Watkins (12–13)	40
16	Erynn Barnum (22-23)	38

TEAM 3-POINT FG ATTEMPTS

1	2022-23	1007 (37 games)
2	2018–19	922 (37 games)
3	2017–18	826 (31 games)
4	2021–22	809 (32 games)

BLOCKED SHOTS

1	2006–07	165 (31 games)
2	2022-23	161 (37 games)
3	2021–22	160 (32 games)



HOMEGROWN HOGS

ERYNN BARNUM
R-SR. | F | LITTLE ROCK, ARKANSAS

LOREN LINDSEY
FR. | G | FAYETTEVILLE, ARKANSAS

AVERY HUGHES
SR. | G | BENTONVILLE, ARKANSAS

JERSEY WOLFENBARGER
SO. | G/F | FORT SMITH, ARKANSAS

MARYAM DAUDA
R-FR. | F | BENTONVILLE, ARKANSAS

- The Hogs' roster is Arkansas heavy, and that starts from the top down, as Head Coach Mike Neighbors, a University of Arkansas Alum, was born and raised in Greenwood, Arkansas
- Erynn Barnum, now in her redshirt senior season, is the oldest of the Arkansas clan. Barnum was playing the best basketball of her career last season during the non-conference slate until an injury sidelined her for a large portion of the SEC slate. In her nine appearances during non-conference play, Barnum averaged 11.2 points and 5.9 rebounds per game
- Loren Lindsey is a true freshman out of Fayetteville High School. She has joined the team as a walk-on after a successful career with the Bulldogs
- Senior Avery Hughes of Bentonville was the first walk-on of the Neighbors era at Arkansas and was put on scholarship prior to last season. She played in 14 games off the bench
- Jersey Wolfenbarger is one of the highest recruited players in the program's history. The 6-5 wing ranked No. 7 in the 2021 Hoopgurlz rankings was the Arkansas Gatorade Player of the Year twice in a row. She was named to the SEC All-Freshman Team and started in 23 contests
- After having to sit out last season with an ACL injury, Maryam Dauda is destined for a great year. She was a McDonald's All-American and Jordan Brand Classic Invitee and was ranked as the top-ranked post player in the ESPN Hoopgurlz rankings
- Not pictured: Sasha Goforth (redshirting) started all 32 games, averaging 11.5 points, 4.8 rebounds and 2.1 blocks per game last year



OKLAHOMIES


RYLEE LANGERMAN
JR. | G | NORMAN, OKLAHOMA

KARLEY JOHNSON
FR. | G | MUSTANG, OKLAHOMA

EMRIE ELLIS
SO. | F | VANOSS, OKLAHOMA

- On the Arkansas women's basketball roster, 75 percent are either from Arkansas or its bordering state of Oklahoma
- Rylee Langerman out of Norman, Oklahoma is the eldest of the Oklahoma bunch, going into her junior year. She played in all 32 games with seven starts, averaging 3.2 points and 3.7 rebounds per game

- Emrie Ellis appeared in 27 games last season to tally 2.9 points and 2.1 boards per game along with 22 blocks. Ellis is from Vanoss, a small town in the southeastern part of the state
- Karley Johnson is a true freshman and product of Mustang, just southwest of Oklahoma City. She was a McDonald's All-American nominee
- Not pictured: Ashlyn Sage (redshirting), who played in 15 games as a freshman last season and comes to Arkansas from Weatherford, Oklahoma



MARYLAND MAGIC

MAKAYLA DANIELS
SR. | G | FREDERICK, MARYLAND

SAYLOR POFFENBARGER
R-FR. | G | MIDDLETOWN, MARYLAND

- Makayla Daniels was the first ever Maryland signee in Arkansas women's basketball history
- Now, the Razorbacks have two from Little America with the addition of Saylor Poffenbarger in winter 2022
- Daniels has started in all 88 collegiate games she has appeared in, coming off last year as the leading returner in scoring and rebounding
- Poffenbarger, a UConn transfer, brings along a great deal of versatility. She was the No. 30 player in the ESPN Hoopgurlz rankings

2022-23 ROSTER @RAZORBACKWBB

NUMERICAL

NO.	NAME	POS	HT	CL	HOMETOWN/PREVIOUS SCHOOL	TWITTER
0	Saylor Poffenbarger	G	6-2	R-Fr.	Middletown, Md./UConn	@saylorpoff
2	Samara Spencer	G	5-7	So.	Fort Lauderdale, Fla./St. Thomas Aquinas	@samaraaspen
4	Erynn Barnum	F	6-2	R-Sr.	Little Rock, Ark./Little Rock Central	@erynnbee_
11	Rylee Langerman	G	5-9	Jr.	Norman, Okla./Christian Heritage	@rylang2
13	Sasha Goforth*	G	6-1	Jr.	Fayetteville, Ark./Oregon State	@goforthsasha
15	Ashlyn Sage*	G	6-2	So.	Weatherford, Okla./Weatherford	@ashlynsage15
20	Karley Johnson	G	5-9	Fr.	Mustang, Okla./Mustang	@karleyjohnsonOK
21	Loren Lindsey	G	5-11	Fr.	Fayetteville, Ark./Fayetteville	@lorenbailey7766
22	Avery Hughes	G	5-7	Sr.	Bentonville, Ark./Bentonville	@averyhughes00
24	Jersey Wolfenbarger	G	6-5	So.	Fort Smith, Ark./Northside	@jerseywolf4
30	Maryam Dauda	F	6-4	R-Fr.	Bentonville, Ark./Bentonville	@maryamdaua30
34	Chrissy Carr	G	6-1	R-Sr.	Eden Prairie, Minn./Syracuse	@chrissycarr4
43	Makayla Daniels	G	5-8	Sr.	Frederick, Md./Frederick	@makayladaniels5
55	Emrie Ellis	F	6-3	So.	Vanoss, Okla./Vanoss	@ellisemrie

* Redshirting 2022-23 season

COACHING STAFF

Title	Name	Year	Alma Mater
Head Coach	Mike Neighbors	6th Season	Arkansas, 1993
Associate Head Coach	Todd Schaefer	6th Season	Thomas More College, 1995
Assistant Coach	Pauline Love	6th Season	Southern Miss, 2010
Assistant Coach	Lacey Goldwire	4th Season	Oklahoma State, 2010
Director of Operations	Amber Shirey	35th Season	Arkansas, 1992
Special Assistant to the HC	Jeff Brazil	16th Season	Arkansas, 2010
Dir. of Student-Athlete Devel.	Jayci Stone	1st Season	Kansas State, 2008

ELIGIBILITY

Seniors (4)

Erynn Barnum
Chrissy Carr
Makayla Daniels
Avery Hughes

Juniors (1)

Rylee Langerman

Sophomores (4)

Emrie Ellis
Sasha Goforth (RS)
Samara Spencer
Jersey Wolfenbarger

Freshman (5)

Maryam Dauda (RS)
Karley Johnson
Loren Lindsey
Saylor Poffenbarger (RS)
Ashlyn Sage (RS)

BY STATE

ARKANSAS (6)

Erynn Barnum	Little Rock
Maryam Dauda	Bentonville
Sasha Goforth	Fayetteville
Avery Hughes	Bentonville
Loren Lindsey	Fayetteville
Jersey Wolfenbarger	Fort Smith

FLORIDA (1)

Samara Spencer	Fort Lauderdale
----------------	-----------------

MARYLAND (2)

Makayla Daniels	Frederick
Saylor Poffenbarger	Middletown

MINNESOTA (1)

Chrissy Carr	Manhattan (Kan.)
--------------	------------------

OKLAHOMA (4)

Emrie Ellis	Vanoss
Rylee Langerman	Norman
Karley Johnson	Mustang
Ashlyn Sage	Weatherford

ALPHABETICAL

NO.	NAME	POS	HT	CL	HOMETOWN/PREVIOUS SCHOOL
4	Erynn Barnum	F	6-2	R-Sr.	Little Rock, Ark./LR Central HS
34	Chrissy Carr	G	6-1	R-Sr.	Eden Prairie, Minn./Syracuse
43	Makayla Daniels	G	5-8	Sr.	Frederick, Md./Frederick HS
30	Maryam Dauda	F	6-4	R-Fr.	Bentonville, Ark./Bentonville HS
55	Emrie Ellis	F	6-3	So.	Vanoss, Okla./Vanoss HS
13	Sasha Goforth*	G	6-1	Jr.	Fayetteville, Ark./Oregon State
22	Avery Hughes	G	5-7	Sr.	Bentonville, Ark./Bentonville HS
20	Karley Johnson	G	5-9	Fr.	Mustang, Okla./Mustang
11	Rylee Langerman	G	5-9	Jr.	Norman, Okla./Christian Heritage HS
0	Saylor Poffenbarger	G	6-2	R-Fr.	Middletown, Md./Middletown HS/UConn
15	Ashlyn Sage*	G	6-2	So.	Weatherford, Okla./Weatherford
2	Samara Spencer	G	5-7	So.	Fort Lauderdale, Fla./St. Thomas Aquinas HS
24	Jersey Wolfenbarger	G	6-5	So.	Fort Smith, Ark./Northside HS

FA-NETIK
PRONUNCIATIONS

2	Suh-MARE-uh
30	DOW-duh
55	em-REE



OFFENSE

Scored 110+-----	110, vs. Providence (11-16-98)
Scored 100+ points at home -----	102, vs. Florida (1-5-23)
Scored 100+ points on the road -----	108, at Ole Miss (2-16-20) 108, Baylor (3-6-91)
Scored 90-99 points -----	92, vs. Oral Roberts (12-4-22)
Scored 90+ points at home -----	92, vs. Oral Roberts (12-4-22)
Scored 90+ points on the road -----	93, at Little Rock (11-20-22)
Scored 80-89 points -----	84, vs. Vanderbilt (1-16-23)
Scored 80-89 points at home -----	84, vs. Vanderbilt (1-16-23)
Scored 80-89 points on the road -----	85, vs. Missouri (3-2-23)
-----	83, at Creighton (12-17-22)
Was held to 50-59-----	54, at Auburn (2-5-23)
Was held to 49-40-----	48 at Georgia (2-19-23)
Was held to 39-20-----	34, at LSU, 2-7-19
Was held to 20 or less -----	N/A
Made 40+ field goals -----	40, vs. UCA (12-13-20)
Made 17+ three-point field goals -----	19, vs. Alabama (2-28-21)
Made 10+ three-point field goals -----	11, vs. Texas Tech (3-24-23)
Did not make 3-pointer (since 1986)-----	0-10, at LSU, (2-7-19)
Made 30 free throws -----	30 (30-39), vs. No. 4 Baylor (12-6-20)
Made 25 free throws -----	25 (25-35), vs. Vanderbilt (1-16-23)
Shot 50-59 or better -----	50.0, vs. No. 12 LSU (1-27-22)
Shot 60 percent or better -----	.625 (30-48), vs. Little Rock (11-20-22)
Held to less than 30 percent -----	.269 (14-52), at Auburn (2-5-23)
Held to less than 20 percent -----	.182 (10-55), vs. No. 6 Tennessee (1-8-12; L, 38-69)
Had 20 or more assists in a game -----	20, vs. LA Tech (3-16-23)

DEFENSE

Allowed 100 points-----	104, at No. 4 South Carolina (1-18-21)
Allowed 80-99 points-----	87, vs. Tennessee (2-16-23)
Held opponent to 40-49 points -----	47, vs. LA Tech (3-16-23)
Held opponent to 39-30 -----	37, vs. SFA (3-20-23)
Held an SEC opponent under 50 points in 3 cons. games -----	47, vs. Auburn (1-29-15; W, 52-47), ----- Alabama (2-1-15; W, 53-42), #24/21 Georgia (2-9-15; W, 54-48)
Held opponent to 29 points or less -----	23, vs. Binghamton, 11-30-13
Held an opponent under 15 points in a half -----	13, vs. Missouri (2-12-23)
Held an opponent to 2 points in a quarter -----	2, vs. UCA (12-13-20)
Held opponent under 15 field goals -----	13, vs. Missouri (2-12-23)
Held opponent to less than 30 percent shooting -----	22.0 (11-50), vs. SFA (3-20-23)
Held opponent to less than 20 percent shooting -----	19.7 (13-66), vs. Northwestern State (12-15-19)
Held opponent under 15 percent from 3-point -----	6.7 (1-15), vs. Missouri (2-12-23)
Opponent did not make a 3-pointer -----	0, vs. Tulsa (12-11-19)
Had 70+ rebounds -----	74, vs. Mississippi Valley State (11-24-89)
Had 60-69 rebounds -----	64, vs. Prairie View A&M (12-16-18)
Had 50-59 rebounds -----	57, vs. Oral Roberts (12-4-22)
Had 10 or more blocked shots in a game -----	11, vs. No. 1 South Carolina (3-4-22)
Had 20 or more steals in a game -----	20, vs. ORU (11-13-13)
Had 15 or more steals in a game -----	18, vs. UT Martin (12-29-19)
Forced 25+ turnovers in a game -----	28, vs. Northern Arizona (11-24-22)

OTHER

Won an overtime game -----	61-52, vs. Missouri (3-3-22)
Lost an overtime game -----	76-73, vs. Ole Miss (1-29-23)
Won a double overtime game -----	73-72, vs. Florida (1-29-12)
Lost a double overtime game -----	N/A
Won a triple overtime game -----	91-80 Win in 3OT, 2-10-13, at Alabama
Won at the buzzer -----	84-81, vs. Vanderbilt (Makayla Daniels, 1-16-23)
Played consecutive OT games -----	1-24-16 at Auburn (lost); 1-28-16 vs. Florida (lost)
Won regular season tournament -----	Paradise Jam (St. Thomas, U.S. Virgin Islands, Nov. 24-26, 2022)
Defeated ranked team -----	83-75, at No. 16 Creighton (12-17-22)
Defeated a ranked team on the road -----	83-75 at No. 16 Creighton (12-17-22)
All-time SEC win streak -----	8 games (1-15-12: Auburn through 2-15-12: at Auburn)
All-time SEC home win streak -----	5 games (1-15-12: Auburn -- 2-9-12: South Carolina)
-----	5 games (1-14-21: Florida -- 2-28-21: Alabama)

A RAZORBACK PLAYER ...

Scored 20-24 points -----	21, Makayla Daniels vs. Kansas (3-26-23)
Scored 25-29 points -----	27, Samara Spencer, vs. SFA (3-20-23)
Scored 30+ points -----	34, Chrissy Carr vs. Missouri (3-2-23)
Scored 40+ points -----	41, Chelsea Dungee vs. Auburn (2-10-19)
Scored 20+ points 10 times in a season -----	Chelsea Dungee (20x 2018-19)
-----	Chelsea Dungee (11x 2019-20)
-----	Chelsea Dungee (17x 2020-21)
Double figures in 15 consecutive games (season) -----	Jessica Jackson, 11/11/16, LSU 1-8-17
-----	Chelsea Dungee, 26 games, (2018-19 & 2019-20)
-----	Chelsea Dungee, 31 games, (2019-20 & 2020-21)
-----	Amber Ramirez, 16 games (2021-22)
Five players scored double figures in 1 game -----	vs. No. 3/4 LSU (1-19-23)
-----	Barnum (20), Spencer (13), Carr (12), Daniels (11), Dauda (11)
Five starters in double figures -----	vs. Vanderbilt (1-16-23)
-----	Spencer (23), Barnum (18), Daniels (16), Poffenbarger (13), Carr (11)
Seven players scored in double figures in 1 game -----	vs. Northwestern State (11-9-18)
-----	(Tolefree 19, Gaulden 16, Monk 12, Dombia 11, Dungee 11, Thomas 11, Williams 10)
Made 10+ field goals in a game -----	11, Chrissy Carr, vs. Missouri (3-2-23)
Attempted 20+ field goals in a game -----	23, Makayla Daniels, at Vanderbilt (2-9-23)
Made 10 free throws in a game -----	11, Amber Ramirez, vs. Missouri (1-9-22)
Made 7 or more 3-pt FG in a game -----	8, Amber Ramirez, Alabama (2-28-21)
Attempted 10 or more 3-pt FG in a game -----	10, Chrissy Carr, vs. Texas Tech (3-24-23)
Had 10-14 rebounds -----	10, Erynn Barnum, vs. Texas Tech (3-24-23)
Had 15-19 rebounds -----	21, Taylah Thomas, vs. New Orleans, 11-8-19
Had 20+ rebounds -----	21, Taylah Thomas, vs. New Orleans, 11-8-19
Had 10 offensive reb - Records go back to 05-06 -----	11, Melissa Wolff
-----	vs. New Orleans (1-30-15)
Had 10+ defensive reb - Records go back to 05-06 -----	11, Saylor Poffenbarger, vs. LA Tech (3-16-23)
Had 10+ assists -----	11, Samara Spencer, vs. LA Tech (3-16-23)
Had 10+ assists in consecutive games -----	Jailyn Mason (11 vs. HBU, 12-28-16 and 10 at Ole
-----	Miss, 1-1-17), Calli Berna (11 vs. No. 10/8 Kentucky, 2/7/13 and 11 at Alabama, 2/10/13)
Had 5+ blocks in a game -----	5, Sasha Goforth, vs. Missouri (3-3-22)
Had 9+ blocks in a game -----	9, Robyn Irwin vs. SMSU, 12-19-88 (school record)
Had 5 or more steals in a game -----	5, Makayla Daniels, vs. Tennessee (2-16-23)
Had a double-double -----	14 points and 11 assists, Samara Spencer, vs. LA Tech (3-16-23)
Had a double-double in two consecutive games -----	Saylor Poffenbarger, vs. Oral Roberts, vs. Lamar (2022)
-----	14 & 13 vs. ORU/17 & 12 vs. Lamar
Had two players record a double-double -----	Kiara Williams (12 pts/16 reb) &
-----	Malica Monk (10 pts/10 reb), vs. Grambling State (12-28-17)
Had seven double-doubles in a season -----	Devin Cosper, 2017-18
-----	(SHSU, ORU, NMSU, Char., Tulsa, OM, AL)
Had 10+ double-doubles in a season -----	2006-07, Lauren Ervin (14)
Had a triple-double -----	14 pts, 13 reb, 12 asts, C'eira Ricketts vs. Auburn (1-18-09)

MORE ABOUT MIKE

Hometown: Greenwood, Ark. (Greenwood HS)
 Family: Daughter Abby; Sons Alec, Bowen and Barrett
 Alma Mater: Arkansas, 1993

NEIGHBORS BY THE NUMBERS

- 194 Wins (194–105, 9 seasons)
- 5 Players drafted in the WNBA (HC)
- 15 Signed McDonalds' All-Americans
- 10 Years as a head coach
- 8 Postseason appearances
- 1 Final Four appearance



LEARN MORE

Sign up for Mike Neighbors' newsletter and listen to his podcasts at CoachNeighbors.com

NABES FAVES

TOP 10 MOVIES

1. A Few Good Men
2. The Hunt For Red October
3. The Silence Of The Lambs
4. Hoosiers
5. Moneyball
6. Pretty Woman
7. Top Gun
8. JFK
9. The Lion King
10. Purple Rain

See the entire list here: <http://imdb.to/2royaEO>

TOP 10 SONGS

1. Sweet Child O' Mine (Guns N' Roses)
2. You Shook Me All Night Long (AC/DC)
3. Man In The Mirror (Michael Jackson)
4. Amarillo By Morning (George Strait)
5. Jessie's Girl (Rick Springfield)
6. Hysteria (Def Leppard)
7. Fishin' In The Dark (Nitty Gritty Dirt Band)
8. The Ballad of Curtis Loew (Lynyrd Skynyrd)
9. Wanted Dead Or Alive (Bon Jovi)
10. Let's Go Crazy (Prince)

TOP 10 TV SHOWS

1. West Wing (first three seasons)
2. Ted Lasso
3. The Wire
4. Breaking Bad
5. Seinfeld
6. The Newsroom
7. Prison Break
8. Arrested Development
9. Game of Thrones
10. The Goldbergs



MIKE NEIGHBORS

THE MOST INTERESTING COACH IN COLLEGE BASKETBALL
 Sixth Season | Career Record: 218-118 (10) | Arkansas Record: 120-77 (6)

Arkansas women's basketball has been transformed into a nationally recognized program in just five short years thanks to head coach Mike Neighbors. During his time back home at his alma mater, Neighbors has guided his Hogs to the best five-year period of sustained success in program history. The proof of his success, and the success of his system, lies in the numbers - Neighbors has accumulated 194 wins during his nine seasons as a head coach, which is the most of any Division I head coach who has been a head coach for nine years.

Entering his sixth season on the bench for Arkansas, the program is coming off its fourth consecutive winning season and second straight NCAA Tournament appearance (would be three had the 2020 NCAA Tournament not have been cancelled due to the COVID-19 pandemic). The Hogs' NCAA Tournament appearance in 2022 marked the first time since 2003 the program had played in back-to-back NCAA Tournaments (2002 and 2003). Arkansas finished yet another season with one of the most prolific offenses in the Southeastern Conference, leading the league in 3-pointers per game (8.1) and 3-point attempts (810), while finishing second in scoring offense (73.6 PPG). Neighbors' 2021-22 team was efficient at taking care of the basketball, leading the league in assist/turnover ratio (1.12) and fewest turnovers per game (11.1), which was fourth in the country. The Hogs were just one of six teams in the nation to commit two turnovers in a game (vs. Missouri on Jan. 9, 2022), which led the country.

Under Neighbors' leadership, Samara Spencer became the first Hog to win SEC Freshman of the Year since 2009, while Amber Ramirez was named an All-SEC Second Team choice and Jersey Wolfenbarger was tabbed to the SEC All-Freshman Team. Ramirez, who played three stellar seasons on the court as a Hog, finished the season second in 3-pointers per game (2.6) and 3-point percentage (40.2), as well as ninth in points per game (15.4) in the SEC. The Hogs were also just one of four SEC schools with 4+ players who averaged double digits (Ramirez [15.4], Makayla Daniels [14.0], Spencer [12.2] and Sasha Goforth [11.5]).

TIMELINE

- Bentonville HS Head Coach 1994–98
- Cabot HS Head Coach 1998–99
- Arkansas Director of Ops 1999–01
- Tulsa Univ. Assistant Coach 2001–05
- Univ. of Colorado Assistant Coach 2005–06
- Univ. of Arkansas Assistant Coach 2006–07
- Xavier Assistant Coach 2007–11
- Univ. of Washington Assistant Coach 2011–13
- Univ. of Washington Head Coach 2013–17
- Univ. of Arkansas Head Coach 2017–present

COACHING DEVELOPMENT

Coach	w/Nabes	Now
Chantel Osahor	'20, '21	AC Oklahoma
Fred Castro	'14, '15, '16	HC Eastern Michigan
Adia Barnes	'14, '15	HC Arizona
Adam Call	'14	AC George Washington
Morgan Valley	'16	AC UConn
Todd Schaefer	'16–Pres.	AHC Arkansas

COACHING HISTORY

Year	Overall	Pac-12	Finish
2013–14	20–14 (.588)	10–8 (.556)	6
2014–15	23–10 (.697)	11–7 (.611)	5
2015–16	26–11 (.703)	11–7 (.611)	5
2016–17	29–6 (.829)	15–3 (.833)	T-2
UW	98–41 (.705)	47–25 (.662)	

Year	Overall	SEC	Finish
2017–18	13–18 (.419)	3–13 (.188)	T-11
2018–19	22–15 (.611)	6–10 (.375)	10
2019–20	24–8 (.750)	10–6 (.625)	T3
2020–21	19–9 (.679)	9–6 (.600)	T5
2021–22	18–14 (.563)	7–9 (.438)	T8
2022–23	24–13 (.649)	7–9 (.438)	–
Ark	120–77 (.609)	42–53 (.442)	

Totals 218–118 (.649) 90–78 (.536) 10 yrs

PLAYER DEVELOPMENT

YEAR	UNIVERSITY	PLAYER	ROUND	OVERALL	TEAM NOTE
2021	Arkansas	Chelsea Dungee	1	5	Dallas Wings ! @
2021	Arkansas	Destiny Slocum	2	14	Las Vegas Aces ! @
2021	Arizona	Aari McDonald	1	3	Atlanta Dream @
2017	Washington	Kelsey Plum	1	1	San Antonio Stars ! @
					Las Vegas Aces
	Washington	Chantel Osahor	2	21	Chicago Sky ! @
2016	Washington	Talia Walton	3	29	Los Angeles Sparks ! @
2011	Xavier	Amber Harris	1	4	Minnesota Lynx ! #
	Xavier	Ta'Shia Phillips	1	8	Atlanta Dream ! #
	TAMU/UAFA	Tanisha Smith	2	22	Seattle Storm #
	Colorado	Brittany Spears	2	19	Phoenix Mercury *
2009	Arkansas	Shameka Christon	1	5	New York Liberty S
2008	Arkansas	Lauren Ervin	3	37	Connecticut Sun ! #
2006	Tulsa	Megan Moody	–	–	Houston Comets
					Free Agent #
2003	Tulsa	Allison Curtin	1	12	Houston Comets ! #
					Traded to Detroit Shock
	Arkansas	Dana Cherry	2	23	Charlotte Sting S

*– Signed but did not coach

!– At the school when player was drafted

@– Worked with player as a head coach

#– Worked with player as an assistant coach

\$– Worked with player as other (GA, etc)

NABES VS. ARKANSAS HISTORY

Category	NABES	All Others In Program History
Winning Record In SEC Play	2 Seasons	2 Seasons
SEC Tourney Finals	1	0
Top 5 Wins	2	2
Weeks Ranked in AP Top 25	38	63
Top 15 WNBA Draft Picks	2	1
McDonald's AAs Signed	6	1
WBCA AAs	1	1

THE MOST INTERESTING MAN IN COLLEGE BASKETBALL

→ Movies: His expansive movie collection includes digital, disk and VHS copies. Did you know he used to work at BlockBuster? On a related note, he also collects books that have been turned into movies.


→ Baseballs autographed by movie stars: Ask him about this collection – talk about some good stories.

→ Lunch Boxes: Coach collects tin lunch boxes that he carried to school and has them displayed in his home. His first lunch box had KISS on it.


→ Hamilton: Nabes is a huge Hamilton fan, and routinely quotes the Broadway musical to players, fans and media alike.

→ Athens City Champion: Coach stumbled upon a dart tournament while on a trip to Athens, Georgia. He joined in and was one of the two-man winning team.

→ Ask him about shoes, music, movies, guitars, basketball nostalgia – just about anything!



NEIGHBORS VERSUS ...			Furman	1	0	Northern Arizona	1	0	TCU	0	1
Abilene Christian	2	0	Georgia	1	7	Northwestern State	2	0	Tennessee	2	5
Alabama	5	2	Grambling State	2	0	Notre Dame	0	1	Tennessee Martin	1	0
Arizona State	2	6	Grand Canyon	1	0	Oklahoma	1	2	Tennessee State	1	0
Arizona	6	0	Hartford	1	0	Ole Miss	5	3	Tennessee Tech	1	0
Arkansas State	2	0	Hawai'i	1	0	Oral Roberts	5	0	Texas A&M	4	8
Auburn	7	1	Houston	2	0	Oregon State	1	6	Texas Tech	2	0
Baylor	1	0	Idaho	1	0	Oregon	5	4	Troy	1	0
Belmont	2	0	Iowa State	0	1	Pennsylvania	1	0	Tulsa	4	0
Boise State	1	0	Jackson State	2	0	Pittsburgh	1	1	UAB	1	0
BYU	1	0	Kansas	0	2	Portland	3	1	UAPB	3	0
California	5	4	Kansas State	2	0	Prairie View A&M	1	0	UC Irvine	1	0
Central Arkansas	3	0	Kent State	1	0	Saint Mary's	0	1	UC Riverside	2	0
Central Florida	0	1	Kentucky	3	5	Sam Houston	2	0	UCLA	4	2
Charlotte	1	0	Lamar	1	0	Samford	1	0	USC	6	0
Clemson	1	0	Little Rock	4	0	San Diego State	2	0	USF	0	1
Colorado State	1	0	Louisiana–Monroe	2	0	San Diego	1	0	Utah	7	4
Colorado	9	0	Louisiana Tech	1	0	Santa Clara	1	0	UT–Arlington	2	0
Connecticut	1	1	LSU	3	4	Savannah State	1	0	UTEP	0	2
Creighton	1	1	McNeese State	1	0	Seattle	4	0	Vanderbilt	4	3
CSUN	1	0	Maryland	1	1	SFA	1	0	Wake Forest	1	0
DePaul	0	1	Miami	0	1	SMU	2	0	Washington State	5	3
Eastern Washington	1	0	Mississippi State	3	6	South Carolina	1	10	Weber State	1	0
Florida State	1	0	Missouri	11	4	South Dakota	2	0	Wisconsin	3	0
Florida	4	3	Montana State	2	0	Stanford	3	5	Wright State	0	1
FGCU	1	0	Nebraska	1	1	Stony Brook	1	0	Yale	1	0
Fordham	1	0	New Mexico State	1	0	Syracuse	0	2	TOTALS	218	118
Fresno State	2	0	New Orleans	1	0	Tarleton State	1	0			





2022-23 Arkansas Women's Basketball Combined Team Statistics All games

Page 1/1
as of Mar 26, 2023

Game Records

Record	Overall	Home	Away	Neutral
ALL GAMES	24-13	14-4	6-6	4-3
CONFERENCE	7-9	4-4	3-5	0-0
NON-CONFERENCE	17-4	10-0	3-1	4-3

Score by Periods

Team	1st	2nd	3rd	4th	OT	TOT
Arkansas	608	640	717	695	12	2672
Opponents	568	529	621	695	16	2429

Team Box Score

No.	Player				Total		3-Point		F-Throw		Rebounds														
		GP-GS	MIN	AVG	FG-FGA	FG%	3FG-3FGA	3FG%	FT-FTA	FT%	OFF	DEF	TOT	AVG	PF	DQ	A	TO	BLK	STL	PTS	AVG			
4	BARNUM, Erynn	37-37	982:27	26.6	205-369	.556	13-44	.295	132-205	.644	91	148	239	6.5	94	0	66	84	38	47	555	15.0			
2	SPENCER, Samara	37-37	1256:07	33.9	183-459	.399	65-201	.323	100-182	.549	6	133	139	3.8	70	2	154	112	10	41	531	14.4			
43	DANIELS, Makayla	34-34	1101:42	32.4	125-350	.357	70-207	.338	129-168	.768	33	105	138	4.1	90	1	98	71	11	56	449	13.2			
34	CARR, Chrissy	37-37	1034:53	28.0	140-370	.378	86-255	.337	69-81	.852	27	101	128	3.5	77	2	21	39	10	20	435	11.8			
0	POFFENBARGER, Saylor	37-37	1190:04	32.2	109-329	.331	36-157	.229	62-88	.705	30	225	255	6.9	87	3	89	76	40	20	316	8.5			
24	WOLFENBARGER, Jersey	35-3	567:00	16.2	48-128	.375	10-50	.200	32-48	.667	35	80	115	3.3	42	0	9	20	23	10	138	3.9			
30	DAUDA, Maryam	35-0	386:07	11.0	47-112	.420	6-24	.250	23-31	.742	45	49	94	2.7	64	0	23	42	22	11	123	3.5			
11	LANGERMAN, Rylee	37-0	640:35	17.3	25-82	.305	15-56	.268	21-38	.553	40	88	128	3.5	70	0	21	25	4	35	86	2.3			
55	ELLIS, Emrie	28-0	218:29	7.8	10-32	.313	4-13	.308	5-8	.625	6	30	36	1.3	25	0	4	11	3	2	29	1.0			
22	HUGHES, Avery	14-0	29:22	2.1	1-6	.167	0-0	.000	7-10	.700	0	0	0	0.0	5	0	1	4	0	0	9	0.6			
20	JOHNSON, Karley	10-0	26:24	2.6	0-1	.000	0-0	.000	1-2	.500	1	1	2	0.2	1	0	1	0	0	3	1	0.1			
21	LINDSEY, Loren	9-0	16:48	1.9	0-0	.000	0-0	.000	0-0	.000	0	1	1	0.1	0	0	0	0	0	0	0	0.0			
Team											61	72	133					12							
Total		37	7450		893-2238	.399	305-1007	.303	581-861	.675	375	1033	1408	38.1	625	8	487	496	161	245	2672	72.2			
Opponents		37	7450		855-2264	.378	217-695	.312	502-724	.693	452	1054	1506	40.7	768	20	419	592	122	239	2429	65.6			

Team Statistics

	ARK	OPP
Scoring	2672	2429
Points per game	72.2	65.6
Scoring margin	+6.6	-
Field goals-att	893-2238	855-2264
Field goal pct	.399	.378
3 point fg-att	305-1007	217-695
3-point FG pct	.303	.312
3-pt FG made per game	8.2	5.9
Free throws-att	581-861	502-724
Free throw pct	.675	.693
F-Throws made per game	15.7	13.6
Rebounds	1408	1506
Rebounds per game	38.1	40.7
Rebounding margin	-2.6	-
Assists	487	419
Assists per game	13.2	11.3
Turnovers	496	592
Turnovers per game	13.4	16.0
Turnover margin	+2.6	-
Assist/turnover ratio	1.0	0.7
Steals	245	239
Steals per game	6.6	6.5
Blocks	161	122
Blocks per game	4.4	3.3
Winning streak	0	-
Home win streak	4	-
Attendance	67811	53650
Home games-Avg/Game	18-3767	12-4471
Neutral site-Avg/Game	-	7-2630

Team Results

Date	Opponent		Score	Att.
11/07/2022	at Ark.-Pine Bluff	W	70-50	3128
11/11/2022	Central Ark.	W	72-34	7410
11/14/2022	Tulsa	W	79-70	2511
11/17/2022	Kent St.	W	80-59	2265
11/20/2022	at Little Rock	W	93-49	2879
11/24/2022	vs Northern Ariz.	W	82-73	1024
11/25/2022	vs Clemson	W	76-62	1724
11/26/2022	vs Kansas St.	W	69-53	2024
12/01/2022	Troy	W	87-70	3019
12/04/2022	Oral Roberts	W	92-58	2947
12/08/2022	Lamar University	W	63-50	2268
12/11/2022	Arkansas St.	W	77-63	3826
12/17/2022	at Creighton	W	83-75	1050
12/20/2022	vs Oregon	L	78-85	321
12/21/2022	vs South Fla.	Lot	65-66	303
12/29/2022	LSU	L	45-69	5285
01/01/2023	at Kentucky	W	71-50	3284
01/05/2023	Florida	W	102-74	4524
01/08/2023	at Missouri	W	77-55	4260
01/16/2023	Vanderbilt	W	84-81	3693
01/19/2023	at LSU	L	76-79	7298
01/22/2023	at South Carolina	L	46-92	13349
01/26/2023	Alabama	L	66-69	3206
01/29/2023	Ole Miss	Lot	73-76	6677
02/05/2023	at Auburn	W	54-51	2569
02/09/2023	at Vanderbilt	L	70-78	1978
02/12/2023	Missouri	W	61-33	4492
02/16/2023	Tennessee	L	67-87	3243
02/19/2023	at Georgia	L	48-71	4109
02/23/2023	at Mississippi St.	L	73-87	4940
02/26/2023	Texas A&M	W	78-65	4408
03/02/2023	vs Missouri	W	85-74	5531
03/03/2023	vs South Carolina	L	66-93	7481
03/16/2023	Louisiana Tech	W	69-47	1460
03/20/2023	SFA	W	60-37	3017
03/24/2023	Texas Tech	W	71-66	3560
03/26/2023	at Kansas	L	64-78	4806



2022-23 Arkansas Women's Basketball Combined Team Statistics In Conference games

Page 1/1
as of Mar 03, 2023

Game Records

Record	Overall	Home	Away	Neutral
ALL GAMES	7-9	4-4	3-5	0-0
CONFERENCE	7-9	4-4	3-5	0-0
NON-CONFERENCE	0-0	0-0	0-0	0-0

Score by Periods

Team	1st	2nd	3rd	4th	OT	TOT
Arkansas	221	277	291	293	9	1091
Opponents	247	250	289	319	12	1117

Team Box Score

No.	Player				Total		3-Point		F-Throw		Rebounds											
		GP-GS	MIN	AVG	FG-FGA	FG%	3FG-3FGA	3FG%	FT-FTA	FT%	OFF	DEF	TOT	AVG	PF	DQ	A	TO	BLK	STL	PTS	AVG
4	BARNUM, Erynn	16-16	451:46	28.2	96-184	.522	8-26	.308	68-105	.648	44	63	107	6.7	45	0	31	45	17	17	268	16.8
43	DANIELS, Makayla	16-16	533:17	33.3	52-165	.315	28-104	.269	63-79	.797	13	47	60	3.8	46	1	49	35	6	29	195	12.2
2	SPENCER, Samara	16-16	555:54	34.7	69-179	.385	23-81	.284	28-47	.596	2	49	51	3.2	29	1	63	45	3	20	189	11.8
34	CARR, Chrissy	16-16	459:39	28.7	62-159	.390	38-107	.355	18-24	.750	11	41	52	3.3	43	2	10	18	8	12	180	11.3
0	POFFENBARGER, Saylor	16-16	518:53	32.4	50-139	.360	13-55	.236	28-38	.737	10	69	79	4.9	43	3	27	32	18	6	141	8.8
24	WOLFENBARGER, Jersey	16-0	223:48	14.0	17-44	.386	1-15	.067	6-9	.667	12	34	46	2.9	17	0	4	11	7	3	41	2.6
30	DAUDA, Maryam	14-0	115:56	8.3	13-36	.361	2-12	.167	6-6	1.000	11	11	22	1.6	21	0	6	13	8	2	34	2.4
55	ELLIS, Emrie	11-0	99:44	9.1	5-15	.333	3-9	.333	4-6	.667	5	14	19	1.7	13	0	2	4	3	0	17	1.5
11	LANGERMAN, Rylee	16-0	250:53	15.7	6-29	.207	5-21	.238	7-11	.636	12	29	41	2.6	32	0	7	8	1	15	24	1.5
22	HUGHES, Avery	7-0	08:52	1.3	0-0	.000	0-0	.000	2-4	.500	0	0	0	0.0	1	0	0	2	0	0	2	0.3
21	LINDSEY, Loren	2-0	03:03	1.5	0-0	.000	0-0	.000	0-0	.000	0	0	0	0.0	0	0	0	0	0	0	0	0.0
20	JOHNSON, Karley	2-0	03:15	1.6	0-0	.000	0-0	.000	0-0	.000	0	0	0	0.0	1	0	0	0	0	0	0	0.0
Team											24	27	51					7				
Total		16	3225		370-950	.389	121-430	.281	230-329	.699	144	384	528	33.0	291	7	199	220	71	104	1091	68.2
Opponents		16	3225		389-978	.398	86-266	.323	253-360	.703	234	457	691	43.2	314	7	193	260	56	119	1117	69.8

Team Statistics

	ARK	OPP
Scoring	1091	1117
Points per game	68.2	69.8
Scoring margin	-1.6	-
Field goals-att	370-950	389-978
Field goal pct	.389	.398
3 point fg-att	121-430	86-266
3-point FG pct	.281	.323
3-pt FG made per game	7.6	5.4
Free throws-att	230-329	253-360
Free throw pct	.699	.703
F-Throws made per game	14.4	15.8
Rebounds	528	691
Rebounds per game	33.0	43.2
Rebounding margin	-10.2	-
Assists	199	193
Assists per game	12.4	12.1
Turnovers	220	260
Turnovers per game	13.8	16.3
Turnover margin	+2.5	-
Assist/turnover ratio	0.9	0.7
Steals	104	119
Steals per game	6.5	7.4
Blocks	71	56
Blocks per game	4.4	3.5
Winning streak	1	-
Home win streak	1	-
Attendance	35528	41787
Home games-Avg/Game	8-4441	8-5223
Neutral site-Avg/Game	-	0-0

Team Results

Date	Opponent		Score	Att.
12/29/2022	LSU	L	45-69	5285
01/01/2023	at Kentucky	W	71-50	3284
01/05/2023	Florida	W	102-74	4524
01/08/2023	at Missouri	W	77-55	4260
01/16/2023	Vanderbilt	W	84-81	3693
01/19/2023	at LSU	L	76-79	7298
01/22/2023	at South Carolina	L	46-92	13349
01/26/2023	Alabama	L	66-69	3206
01/29/2023	Ole Miss	Lot	73-76	6677
02/05/2023	at Auburn	W	54-51	2569
02/09/2023	at Vanderbilt	L	70-78	1978
02/12/2023	Missouri	W	61-33	4492
02/16/2023	Tennessee	L	67-87	3243
02/19/2023	at Georgia	L	48-71	4109
02/23/2023	at Mississippi St.	L	73-87	4940
02/26/2023	Texas A&M	W	78-65	4408



2022-23 Arkansas Women's Basketball
Team High/Low Analysis
All games

Page 1/4
as of Mar 29, 2023

Arkansas - Game Highs

POINTS	102		Florida (01/05/2023)
	93		at Little Rock (11/20/2022)
	92		Oral Roberts (12/04/2022)
	87		Troy (12/01/2022)
	85		vs Missouri (N) (03/02/2023)
FIELD GOALS MADE	33		Oral Roberts (12/04/2022)
	32		Florida (01/05/2023)
FIELD GOAL ATTEMPTS	77		vs Oregon (N) (12/20/2022)
	74		Oral Roberts (12/04/2022)
FIELD GOAL PERCENTAGE	.625	(30-48)	at Little Rock (11/20/2022)
	.492	(32-65)	Florida (01/05/2023)
3 PT FG MADE	13		Texas A&M (02/26/2023)
	12		vs Missouri (N) (03/02/2023)
	12		Florida (01/05/2023)
	12		vs Oregon (N) (12/20/2022)
	12		at Creighton (12/17/2022)
3 PT FG ATTEMPTS	39		Tulsa (11/14/2022)
	37		Troy (12/01/2022)
3 PT FG PERCENTAGE	.526	(10-19)	at Little Rock (11/20/2022)
	.462	(12-26)	at Creighton (12/17/2022)
FREE THROWS MADE	26		Florida (01/05/2023)
	25		Vanderbilt (01/16/2023)
FREE THROW ATTEMPTS	46		at Ark.-Pine Bluff (11/07/2022)
	39		at Auburn (02/05/2023)
FREE THROW PERCENTAGE	.909	(10-11)	at LSU (01/19/2023)
	.900	(9-10)	at Georgia (02/19/2023)
REBOUNDS	57		Oral Roberts (12/04/2022)
	56		at Ark.-Pine Bluff (11/07/2022)
ASSISTS	23		Florida (01/05/2023)
	22		at Kentucky (01/01/2023)
STEALS	12		at Ark.-Pine Bluff (11/07/2022)
	11		Ole Miss (01/29/2023)
BLOCKED SHOTS	9		at South Carolina (01/22/2023)
	9		Lamar University (12/08/2022)
	9		Oral Roberts (12/04/2022)
TURNOVERS	23		vs Clemson (N) (11/25/2022)
	22		at Little Rock (11/20/2022)
FOULS	27		at Auburn (02/05/2023)
	23		Texas A&M (02/26/2023)
	23		at Mississippi St. (02/23/2023)



2022-23 Arkansas Women's Basketball Team High/Low Analysis All games

Page 3/4
as of Mar 29, 2023

Arkansas - Game Lows

POINTS	45		LSU (12/29/2022)
	46		at South Carolina (01/22/2023)
	48		at Georgia (02/19/2023)
	54		at Auburn (02/05/2023)
	60		SFA (03/20/2023)
FIELD GOALS MADE	14		at Auburn (02/05/2023)
	17		at Georgia (02/19/2023)
	17		at South Carolina (01/22/2023)
	17		LSU (12/29/2022)
FIELD GOAL ATTEMPTS	45		Missouri (02/12/2023)
	48		Lamar University (12/08/2022)
	48		vs Clemson (N) (11/25/2022)
	48		at Little Rock (11/20/2022)
FIELD GOAL PERCENTAGE	.269	(14-52)	at Auburn (02/05/2023)
	.279	(17-61)	at South Carolina (01/22/2023)
	.279	(17-61)	LSU (12/29/2022)
3 PT FG MADE	3		at Auburn (02/05/2023)
	5		at Georgia (02/19/2023)
	5		at South Carolina (01/22/2023)
	5		vs Northern Ariz. (N) (11/24/2022)
	5		at Ark.-Pine Bluff (11/07/2022)
3 PT FG ATTEMPTS	18		Ole Miss (01/29/2023)
	19		at Little Rock (11/20/2022)
3 PT FG PERCENTAGE	.130	(3-23)	at Auburn (02/05/2023)
	.152	(5-33)	at Georgia (02/19/2023)
FREE THROWS MADE	5		LSU (12/29/2022)
	7		at South Carolina (01/22/2023)
FREE THROW ATTEMPTS	9		at South Carolina (01/22/2023)
	10		at Georgia (02/19/2023)
FREE THROW PERCENTAGE	.417	(5-12)	LSU (12/29/2022)
	.452	(14-31)	Lamar University (12/08/2022)
REBOUNDS	17		at South Carolina (01/22/2023)
	25		Tennessee (02/16/2023)
ASSISTS	6		at South Carolina (01/22/2023)
	7		at Mississippi St. (02/23/2023)
	7		at Auburn (02/05/2023)
	7		LSU (12/29/2022)
STEALS	1		at Kansas (03/26/2023)
	3		at Georgia (02/19/2023)
	3		at Little Rock (11/20/2022)
BLOCKED SHOTS	1		at Georgia (02/19/2023)
	1		at Auburn (02/05/2023)
	1		vs Clemson (N) (11/25/2022)
TURNOVERS	5		Tennessee (02/16/2023)
	7		Louisiana Tech (03/16/2023)
FOULS	11		SFA (03/20/2023)
	11		Arkansas St. (12/11/2022)



2022-23 Arkansas Women's Basketball
Category Leaders
All games

Page 1/3
as of Mar 29, 2023

Points

##	Player	G	Pts	Pts/G
4	Barnum, Erynn	37	555	15.0
2	Spencer, Samara	37	531	14.4
43	Daniels, Makayla	34	449	13.2
34	Carr, Chrissy	37	435	11.8
0	Poffenbarger, Saylor	37	316	8.5
24	Wolfenbarger, Jersey	35	138	3.9
30	Dauda, Maryam	35	123	3.5
11	Langerman, Rylee	37	86	2.3
55	Ellis, Emrie	28	29	1.0
22	Hughes, Avery	14	9	0.6
20	Johnson, Karley	10	1	0.1

Scoring Average

##	Player	G	Pts	Pts/G
4	Barnum, Erynn	37	555	15.0
2	Spencer, Samara	37	531	14.4
43	Daniels, Makayla	34	449	13.2
34	Carr, Chrissy	37	435	11.8
0	Poffenbarger, Saylor	37	316	8.5
24	Wolfenbarger, Jersey	35	138	3.9
30	Dauda, Maryam	35	123	3.5
11	Langerman, Rylee	37	86	2.3
55	Ellis, Emrie	28	29	1.0
22	Hughes, Avery	14	9	0.6
20	Johnson, Karley	10	1	0.1

Field Goal Percentage

##	Player	FG	Att	Pct
4	Barnum, Erynn	205	369	.556
30	Dauda, Maryam	47	112	.420
2	Spencer, Samara	183	459	.399
34	Carr, Chrissy	140	370	.378
24	Wolfenbarger, Jersey	48	128	.375
43	Daniels, Makayla	125	350	.357
0	Poffenbarger, Saylor	109	329	.331
55	Ellis, Emrie	10	32	.313
11	Langerman, Rylee	25	82	.305
22	Hughes, Avery	1	6	.167

Field Goal Attempts

##	Player	G	Att	Att/G
2	Spencer, Samara	37	459	12.4
34	Carr, Chrissy	37	370	10.0
4	Barnum, Erynn	37	369	10.0
43	Daniels, Makayla	34	350	10.3
0	Poffenbarger, Saylor	37	329	8.9

Field Goals Made

##	Player	G	Made	Made/G
4	Barnum, Erynn	37	205	5.5
2	Spencer, Samara	37	183	4.9
34	Carr, Chrissy	37	140	3.8
43	Daniels, Makayla	34	125	3.7
0	Poffenbarger, Saylor	37	109	2.9

3-Point FG Percentage

##	Player	3FG	Att	Pct
43	Daniels, Makayla	70	207	.338
34	Carr, Chrissy	86	255	.337
2	Spencer, Samara	65	201	.323
55	Ellis, Emrie	4	13	.308
4	Barnum, Erynn	13	44	.295
11	Langerman, Rylee	15	56	.268
30	Dauda, Maryam	6	24	.250
0	Poffenbarger, Saylor	36	157	.229
24	Wolfenbarger, Jersey	10	50	.200

3-Point FG Attempts

##	Player	G	Att	Att/G
34	Carr, Chrissy	37	255	6.9
43	Daniels, Makayla	34	207	6.1
2	Spencer, Samara	37	201	5.4
0	Poffenbarger, Saylor	37	157	4.2
11	Langerman, Rylee	37	56	1.5

3-Point FG Made

##	Player	G	Made	Made/G
34	Carr, Chrissy	37	86	2.3
43	Daniels, Makayla	34	70	2.1
2	Spencer, Samara	37	65	1.8
0	Poffenbarger, Saylor	37	36	1.0
11	Langerman, Rylee	37	15	0.4

Free Throw Percentage

##	Player	Made	Att	Pct
34	Carr, Chrissy	69	81	.852
43	Daniels, Makayla	129	168	.768
30	Dauda, Maryam	23	31	.742
0	Poffenbarger, Saylor	62	88	.705
22	Hughes, Avery	7	10	.700
24	Wolfenbarger, Jersey	32	48	.667
4	Barnum, Erynn	132	205	.644
55	Ellis, Emrie	5	8	.625
11	Langerman, Rylee	21	38	.553
2	Spencer, Samara	100	182	.549
20	Johnson, Karley	1	2	.500

Rebounds

##	Player	G	Reb	Reb/G
0	Poffenbarger, Saylor	37	255	6.9
4	Barnum, Erynn	37	239	6.5
2	Spencer, Samara	37	139	3.8
43	Daniels, Makayla	34	138	4.1
34	Carr, Chrissy	37	128	3.5

Rebounds Average

##	Player	G	Reb	Reb/G
0	Poffenbarger, Saylor	37	255	6.9
4	Barnum, Erynn	37	239	6.5
43	Daniels, Makayla	34	138	4.1
2	Spencer, Samara	37	139	3.8
34	Carr, Chrissy	37	128	3.5

Offensive Rebounds

##	Player	G	OReb	OReb/G
4	Barnum, Erynn	37	91	2.5
30	Dauda, Maryam	35	45	1.3
11	Langerman, Rylee	37	40	1.1
24	Wolfenbarger, Jersey	35	35	1.0
43	Daniels, Makayla	34	33	1.0

Defensive Rebounds

##	Player	G	DReb	DReb/G
0	Poffenbarger, Saylor	37	225	6.1
4	Barnum, Erynn	37	148	4.0
2	Spencer, Samara	37	133	3.6
43	Daniels, Makayla	34	105	3.1
34	Carr, Chrissy	37	101	2.7

Fouls

##	Player	G	PF	PF/G
4	Barnum, Erynn	37	94	2.5
43	Daniels, Makayla	34	90	2.6
0	Poffenbarger, Saylor	37	87	2.4
34	Carr, Chrissy	37	77	2.1
2	Spencer, Samara	37	70	1.9

Foul Outs

##	Player	G	FO
0	Poffenbarger, Saylor	37	3
2	Spencer, Samara	37	2
34	Carr, Chrissy	37	2
43	Daniels, Makayla	34	1

Free Throw Attempts

##	Player	G	Att	Att/G
4	Barnum, Erynn	37	205	5.5
2	Spencer, Samara	37	182	4.9
43	Daniels, Makayla	34	168	4.9
0	Poffenbarger, Saylor	37	88	2.4
34	Carr, Chrissy	37	81	2.2

Free Throws Made

##	Player	G	Made	Made/G
4	Barnum, Erynn	37	132	3.6
43	Daniels, Makayla	34	129	3.8
2	Spencer, Samara	37	100	2.7
34	Carr, Chrissy	37	69	1.9
0	Poffenbarger, Saylor	37	62	1.7

Assists

##	Player	G	Asst	Asst/G
2	Spencer, Samara	37	154	4.2
43	Daniels, Makayla	34	98	2.9
0	Poffenbarger, Saylor	37	89	2.4
4	Barnum, Erynn	37	66	1.8
30	Dauda, Maryam	35	23	0.7

Steals

##	Player	G	Stl	Stl/G
43	Daniels, Makayla	34	56	1.6
4	Barnum, Erynn	37	47	1.3
2	Spencer, Samara	37	41	1.1
11	Langerman, Rylee	37	35	0.9
34	Carr, Chrissy	37	20	0.5

Blocked Shots

##	Player	G	Blk	Blk/G
0	Poffenbarger, Saylor	37	40	1.1
4	Barnum, Erynn	37	38	1.0
24	Wolfenbarger, Jersey	35	23	0.7
30	Dauda, Maryam	35	22	0.6
43	Daniels, Makayla	34	11	0.3

Minutes

##	Player	G	Min	Min/G
2	Spencer, Samara	37	1256	33:57
0	Poffenbarger, Saylor	37	1190	32:10
43	Daniels, Makayla	34	1102	32:24
34	Carr, Chrissy	37	1035	27:58
4	Barnum, Erynn	37	982	26:33

Turnovers

##	Player	G	TO	TO/G
2	Spencer, Samara	37	112	3.0
4	Barnum, Erynn	37	84	2.3
0	Poffenbarger, Saylor	37	76	2.1
43	Daniels, Makayla	34	71	2.1
30	Dauda, Maryam	35	42	1.2

2022-23 Arkansas Women's Basketball
Points-rebounds-assists
All gamesPage 1/2
as of Mar 29, 2023

Opponent	Date	Score	0	2	4	11	20	21	22	24	30	34	43	55
at Ark.-Pine Bluff	11/07/2022	70-50 W	11-8-2	15-4-4	15-11-1	4-6-0	DNP	DNP	DNP	7-7-0	4-3-1	10-3-0	4-6-1	0-2-0
Central Ark.	11/11/2022	72-34 W	2-7-1	5-2-3	19-9-2	9-4-0	0-0-0	0-0-0	DNP	5-1-0	10-5-0	8-8-0	14-2-4	0-4-0
Tulsa	11/14/2022	79-70 W	2-10-3	13-3-4	27-8-0	10-5-1	DNP	DNP	DNP	2-0-0	3-3-0	3-6-0	19-9-3	DNP
Kent St.	11/17/2022	80-59 W	2-6-1	22-7-7	20-6-1	5-2-2	0-1-0	DNP	0-0-1	4-6-0	6-5-1	12-4-1	9-2-5	0-1-0
at Little Rock	11/20/2022	93-49 W	9-9-1	11-7-6	15-9-1	3-0-0	1-0-1	0-0-0	2-0-0	6-5-1	7-4-2	22-2-0	12-3-4	5-2-0
vs Northern Ariz.	11/24/2022	82-73 W	13-5-2	27-4-2	7-7-2	3-2-1	DNP	DNP	DNP	2-4-0	5-4-1	7-7-0	18-6-4	0-0-0
vs Clemson	11/25/2022	76-62 W	15-9-1	3-5-6	14-9-1	3-0-0	DNP	DNP	DNP	1-4-1	0-3-0	19-4-1	21-5-2	DNP
vs Kansas St.	11/26/2022	69-53 W	9-6-6	6-8-4	17-4-1	0-4-0	0-0-0	0-0-0	0-0-0	1-2-0	5-4-0	18-4-0	13-6-2	0-0-0
Troy	12/01/2022	87-70 W	9-3-5	19-3-6	18-8-2	1-5-3	0-1-0	0-0-0	4-0-0	11-3-0	0-7-0	14-3-0	10-3-4	1-0-0
Oral Roberts	12/04/2022	92-58 W	14-13-5	32-2-3	6-5-4	3-5-1	0-0-0	0-0-0	1-0-0	9-12-1	10-8-1	15-5-1	DNP	2-1-0
Lamar University	12/08/2022	63-50 W	17-12-3	17-0-4	5-8-3	0-6-0	DNP	DNP	DNP	4-6-0	2-0-0	18-2-0	DNP	0-0-0
Arkansas St.	12/11/2022	77-63 W	1-9-5	19-4-4	16-1-0	5-5-1	DNP	DNP	DNP	15-6-0	11-8-1	10-6-0	DNP	DNP
at Creighton	12/17/2022	83-75 W	16-11-3	26-4-4	15-2-4	6-5-0	DNP	DNP	DNP	0-3-0	4-1-1	4-2-0	12-2-3	DNP
vs Oregon	12/20/2022	78-85 L	5-11-3	20-7-10	22-9-0	7-7-0	DNP	DNP	DNP	DNP	6-1-1	3-1-3	15-3-1	0-1-0
vs South Fla.	12/21/2022	65-66 Lot	3-7-3	9-6-3	21-3-2	0-3-1	DNP	DNP	DNP	DNP	2-0-1	10-3-0	20-4-3	0-0-0
LSU	12/29/2022	45-69 L	1-3-1	17-1-1	7-4-1	0-2-0	DNP	DNP	0-0-0	1-6-0	3-2-0	6-4-1	10-6-3	0-0-0
at Kentucky	01/01/2023	71-50 W	17-7-3	6-2-5	17-8-7	6-7-1	DNP	DNP	0-0-0	4-3-0	2-3-1	8-4-1	11-2-4	0-1-0
Florida	01/05/2023	102-74 W	16-8-2	16-4-6	15-8-6	8-3-2	0-0-0	0-0-0	2-0-0	8-7-1	0-1-3	16-1-1	16-1-2	5-1-0
at Missouri	01/08/2023	77-55 W	24-6-1	2-9-6	21-11-2	3-4-0	DNP	DNP	DNP	2-3-0	0-1-0	16-4-1	9-5-2	DNP
Vanderbilt	01/16/2023	84-81 W	13-5-1	23-5-3	18-9-5	1-3-0	DNP	DNP	DNP	0-1-1	2-1-0	11-4-0	16-6-4	DNP
at LSU	01/19/2023	76-79 L	5-2-1	13-2-6	20-7-1	0-2-0	DNP	DNP	DNP	4-3-0	11-4-2	12-2-2	11-3-3	DNP
at South Carolina	01/22/2023	46-92 L	0-1-2	15-1-1	11-2-2	0-2-0	DNP	DNP	DNP	2-3-1	5-2-0	6-2-0	7-0-0	0-0-0
Alabama	01/26/2023	66-69 L	12-5-3	12-2-2	20-9-0	0-0-0	DNP	DNP	DNP	0-0-0	3-0-0	6-2-2	13-6-5	DNP
Ole Miss	01/29/2023	73-76 Lot	2-3-2	16-5-6	37-6-3	0-3-0	DNP	DNP	DNP	0-1-0	2-0-0	4-3-0	12-6-3	DNP
at Auburn	02/05/2023	54-51 W	10-10-1	7-6-4	14-9-0	1-1-1	DNP	DNP	0-0-0	4-2-0	0-0-0	7-3-1	11-4-0	0-2-0
at Vanderbilt	02/09/2023	70-78 L	7-1-1	2-4-4	12-7-0	0-4-1	DNP	DNP	DNP	0-0-0	DNP	18-5-0	31-3-1	0-5-1
Missouri	02/12/2023	61-33 W	6-2-0	6-2-2	14-9-2	3-4-1	0-0-0	0-0-0	0-0-0	3-1-0	0-0-0	18-5-0	11-3-3	0-3-1
Tennessee	02/16/2023	67-87 L	6-4-1	10-1-9	25-1-0	0-2-0	DNP	DNP	0-0-0	4-5-0	0-2-0	14-3-0	5-5-5	3-1-0
at Georgia	02/19/2023	48-71 L	6-7-3	0-0-2	16-7-0	0-1-0	DNP	DNP	DNP	0-2-1	DNP	21-0-1	3-4-6	2-3-0
at Mississippi St.	02/23/2023	73-87 L	7-11-0	25-2-1	9-5-1	2-1-1	DNP	DNP	DNP	0-6-0	4-6-0	9-4-0	17-2-4	0-0-0
Texas A&M	02/26/2023	78-65 W	9-4-5	19-5-5	12-5-1	0-2-0	DNP	DNP	0-0-0	9-3-0	2-0-0	8-6-0	12-4-4	7-3-0
vs Missouri	03/02/2023	85-74 W	6-11-5	19-5-4	4-2-1	3-4-0	DNP	DNP	DNP	0-0-0	2-5-3	34-3-0	17-2-3	0-0-0
vs South Carolina	03/03/2023	66-93 L	22-4-4	16-2-1	8-1-3	0-7-0	DNP	DNP	DNP	2-1-0	2-1-2	4-3-0	12-2-1	0-0-0
Louisiana Tech	03/16/2023	69-47 W	3-11-3	14-6-11	14-6-3	0-4-0	0-0-0	0-1-0	0-0-0	6-3-0	8-2-0	17-5-1	5-3-2	2-0-0
SFA	03/20/2023	60-37 W	5-9-3	27-2-2	6-6-0	0-10-3	0-0-0	0-0-0	0-0-0	9-2-0	0-4-0	0-2-1	11-7-3	2-1-1
Texas Tech	03/24/2023	71-66 W	8-9-2	10-3-3	5-10-2	0-1-0	DNP	DNP	DNP	8-1-2	2-3-1	17-1-2	21-8-3	0-1-0
at Kansas	03/26/2023	64-78 L	3-6-1	12-4-0	13-8-2	0-2-1	DNP	DNP	DNP	5-3-0	0-1-1	10-2-1	21-5-1	0-4-1

2022-23 SPECIALTY STATS
(ARKANSAS/OPPONENT)

Opponent	Result	Pts Off	Pts in	2nd	Fast	Bench	Ties	Lead	Best Ark	Opp Best	Ark	Opp
at Ark - Pine Bluff	W, 70-50	18 / 7	32 / 24	15 / 11	16 / 8	15 / 12	0	2	34	2:48	3rd	17-0
CENTRAL ARK.	W, 72-34	16 / 2	32 / 14	5 / 3	7 / 3	24 / 14	2	1	40	0:56	4th	15-0
TULSA	W, 79-70	19 / 7	26 / 28	9 / 0	21 / 5	15 / 13	2	3	15	1:38	1st	9-0
KENT STATE	W, 80-59	11 / 7	38 / 28	12 / 2	13 / 10	15 / 26	2	3	27	8:04	4th	14-0
at Little Rock	W, 93-49	19 / 16	38 / 16	10 / 3	9 / 8	24 / 10	1	1	45	9:05	4th	11-0
NAU!	W, 82-73	29 / 19	44 / 30	10 / 5	9 / 20	10 / 28	2	9	18	0:18	3rd	12-0
Clemson!	W, 76-62	16 / 144	28 / 28	7 / 6	21 / 0	4 / 16	7	2	21	6:58	4th	12-0
#25 Kansas State!	W, 69-53	10 / 4	30 / 14	7 / 6	6 / 7	6 / 10	3	1	24	1:02	3rd	9-0
TROY	W, 87-70	25 / 13	40 / 20	9 / 14	20 / 17	17 / 13	3	0	27	4:18	3rd	9-0
ORAL ROBERTS	W, 92-58	15 / 7	42 / 36	10 / 10	20 / 13	16 / 8	1	3	36	2:06	4th	14-0
LAMAR	W, 63-50	12 / 9	26 / 20	8 / 10	11 / 14	2 / 14	7	7	13	0:13	4th	9-0
ARKANSAS ST.	W, 77-63	21 / 13	40 / 18	16 / 4	5 / 4	16 / 18	1	0	16	8:05	3rd	9-0
at #16 Creighton	W, 83-75	11 / 12	26 / 24	11 / 14	10 / 9	10 / 17	1	4	11	2:35	3rd	11-0
#16 Oregon\$	L, 85-78	15 / 8	26 / 40	12 / 18	11 / 15	13 / 13	9	7	7	5:05	2nd	6-0
USF\$	L (OT), 66-65	11 / 10	26 / 28	4 / 12	10 / 6	2 / 11	9	14	10	9:30	3rd	11-0
#9 LSU*	L, 69-45	10 / 9	22 / 30	7 / 22	9 / 15	4 / 10	1	4	1	8:09	1st	5-0
at Kentucky*	W, 71-50	33 / 10	34 / 28	9 / 9	4 / 10	12 / 8	4	2	27	2:45	3rd	16-0
FLORIDA*	W, 102-74	12 / 10	34 / 28	16 / 16	12 / 9	23 / 23	5	7	29	0:59	4th	11-0
at Missouri*	W, 77-55	10 / 6	40 / 22	11 / 8	0 / 7	5 / 10	0	1	25	2:17	4th	15-0
VANDERBILT*	W, 84-81	11 / 9	38 / 26	6 / 15	21 / 17	3 / 13	9	5	9	7:14	4TH	8-0
at #3 LSU*	L, 79-76	13 / 10	34 / 42	10 / 23	20 / 12	15 / 5	2	2	3	6:23	4th	7-0
at #1 South Carolina*	L, 92-46	4 / 13	22 / 40	0 / 37	10 / 15	7 / 38	0	4	1	9:27	1st	5-0
ALABAMA*	L, 69-66	15 / 14	22 / 34	7 / 6	12 / 7	3 / 18	6	10	6	6:50	1st	11-0
OLE MISS*	L (OT), 76-73	17 / 17	34 / 52	3 / 21	5 / 5	2 / 18	8	11	19	1:47	2nd	13-0
at Auburn	W, 54-51	12 / 8	20 / 16	10 / 8	7 / 9	5 / 25	2	0	15	7:14	2nd	8-0
at Vanderbilt	L, 78-70	18 / 16	36 / 36	8 / 14	6 / 8	0 / 8	1	7	2	8:47	1st	8-0
MISSOURI	W, 61-33	24 / 16	18 / 18	5 / 8	5 / 4	6 / 13	1	1	32	8:50	4th	12-0
TENNESSEE	L, 87-67	15 / 7	36 / 34	9 / 17	10 / 10	7 / 22	0	0	0	10:00	1st	6-0
at Georgia	L, 71-48	14 / 18	18 / 38	11 / 18	0 / 5	2 / 27	3	2	1	8:35	1st	7-0
at Mississippi State	L, 87-73	9 / 14	28 / 34	13 / 11	13 / 11	6 / 26	0	0	0	10:00	1st	12-0
TEXAS A&M	W, 78-65	12 / 8	22 / 14	6 / 16	3 / 1	18 / 20	0	0	23	4:59	3rd	8-0
Missouri	W, 85-74	15 / 20	22 / 22	10 / 6	9 / 2	5 / 17	7	16	12	0:46	4th	16-0
#1 South Carolina	L, 93-66	9 / 13	18 / 60	12 / 16	2 / 9	4 / 43	2	1	2	9:33	1st	7-0
LOUISIANA TECH	W, 69-47	9 / 6	30 / 30	11 / 14	11 / 0	16 / 13	0	0	23	1:41	4th	9-0
SFA	W, 60-37	17 / 7	18 / 16	18 / 0	20 / 0	11 / 11	0	1	28	4:14	4th	14-0
TEXAS TECH	W, 71-66	17 / 20	14 / 18	16 / 8	15 / 2	10 / 15	4	6	15	4:42	1st	15-0
Kansas	L, 78-64	4 / 13	26 / 46	6 / 9	7 / 11	5 / 2	0	0	0	10:00	1st	7-0



2022-23 Arkansas Women's Basketball Player Highs Analysis All games

Page 1/5
as of Mar 29, 2023

Arkansas - Individual Game Highs

POINTS	37		Erynn Barnum vs Ole Miss (01/29/2023)
	34		Chrissy Carr vs Missouri (N) (03/02/2023)
	32		Samara Spencer vs Oral Roberts (12/04/2022)
	31		Makayla Daniels at Vanderbilt (02/09/2023)
	27		Samara Spencer vs SFA (03/20/2023)
	27		Samara Spencer vs Northern Ariz. (N) (11/24/2022)
	27		Erynn Barnum vs Tulsa (11/14/2022)
FIELD GOALS MADE	13		Erynn Barnum vs Ole Miss (01/29/2023)
	11		Chrissy Carr vs Missouri (N) (03/02/2023)
	11		Makayla Daniels at Vanderbilt (02/09/2023)
FIELD GOAL ATTEMPTS	23		Makayla Daniels at Vanderbilt (02/09/2023)
	21		Erynn Barnum vs Ole Miss (01/29/2023)
	21		Samara Spencer vs Northern Ariz. (N) (11/24/2022)
FIELD GOAL PERCENTAGE (min 5 made)	1.000	(8-8)	Erynn Barnum vs Arkansas St. (12/11/2022)
	1.000	(5-5)	Erynn Barnum at Little Rock (11/20/2022)
3 PT FG MADE	6		Chrissy Carr vs Missouri (N) (03/02/2023)
	6		Samara Spencer vs Oral Roberts (12/04/2022)
3 PT FG ATTEMPTS	13		Chrissy Carr vs Louisiana Tech (03/16/2023)
	13		Chrissy Carr at Georgia (02/19/2023)
3 PT FG PERCENTAGE (min 2 made)	1.000	(2-2)	Rylee Langerman vs Oregon (N) (12/20/2022)
	.750	(6-8)	Chrissy Carr vs Missouri (N) (03/02/2023)
	.750	(6-8)	Samara Spencer vs Oral Roberts (12/04/2022)
	.750	(3-4)	Erynn Barnum vs Oregon (N) (12/20/2022)
	.750	(3-4)	Makayla Daniels at Little Rock (11/20/2022)
FREE THROWS MADE	9		Samara Spencer vs SFA (03/20/2023)
	9		Erynn Barnum vs Central Ark. (11/11/2022)
FREE THROW ATTEMPTS	16		Samara Spencer vs Lamar University (12/08/2022)
	13		Samara Spencer at Mississippi St. (02/23/2023)
	13		Erynn Barnum vs Ole Miss (01/29/2023)
	13		Erynn Barnum at Ark.-Pine Bluff (11/07/2022)
FREE THROW PERCENTAGE (min 3 made)	1.000	(9-9)	Erynn Barnum vs Central Ark. (11/11/2022)
	1.000	(8-8)	Makayla Daniels vs Missouri (N) (03/02/2023)
	1.000	(7-7)	Erynn Barnum at Kansas (03/26/2023)
	1.000	(6-6)	Chrissy Carr vs Missouri (N) (03/02/2023)
	1.000	(5-5)	Erynn Barnum at LSU (01/19/2023)
	1.000	(5-5)	Jersey Wolfenbarger vs Oral Roberts (12/04/2022)
	1.000	(4-4)	Chrissy Carr vs South Carolina (N) (03/03/2023)
	1.000	(4-4)	Makayla Daniels at Mississippi St. (02/23/2023)
	1.000	(4-4)	Erynn Barnum at Vanderbilt (02/09/2023)
	1.000	(4-4)	Chrissy Carr at Creighton (12/17/2022)
	1.000	(4-4)	Makayla Daniels vs Troy (12/01/2022)
	1.000	(4-4)	Chrissy Carr at Little Rock (11/20/2022)
	1.000	(3-3)	Erynn Barnum at Mississippi St. (02/23/2023)
	1.000	(3-3)	Makayla Daniels vs Tennessee (02/16/2023)
	1.000	(3-3)	Saylor Poffenbarger vs Florida (01/05/2023)
	1.000	(3-3)	Makayla Daniels vs Kansas St. (N) (11/26/2022)
REBOUNDS	13		Saylor Poffenbarger vs Oral Roberts (12/04/2022)
	12		Saylor Poffenbarger vs Lamar University (12/08/2022)
	12		Jersey Wolfenbarger vs Oral Roberts (12/04/2022)
ASSISTS	11		Samara Spencer vs Louisiana Tech (03/16/2023)
	10		Samara Spencer vs Oregon (N) (12/20/2022)
STEALS	5		Makayla Daniels vs Tennessee (02/16/2023)
	5		Erynn Barnum vs Clemson (N) (11/25/2022)
BLOCKED SHOTS	4		Jersey Wolfenbarger vs Oral Roberts (12/04/2022)
	3		Jersey Wolfenbarger vs SFA (03/20/2023)
	3		Saylor Poffenbarger vs Tennessee (02/16/2023)
	3		Erynn Barnum vs Missouri (02/12/2023)
	3		Chrissy Carr at South Carolina (01/22/2023)
	3		Erynn Barnum at Kentucky (01/01/2023)
	3		Jersey Wolfenbarger vs Lamar University (12/08/2022)
	3		Saylor Poffenbarger vs Lamar University (12/08/2022)
	3		Maryam Dauda vs Northern Ariz. (N) (11/24/2022)
	3		Saylor Poffenbarger vs Kent St. (11/17/2022)
	3		Erynn Barnum vs Central Ark. (11/11/2022)
TURNOVERS	12		Erynn Barnum vs Missouri (02/12/2023)
	8		Samara Spencer vs Clemson (N) (11/25/2022)
FOULS	5		Chrissy Carr vs Texas A&M (02/26/2023)
	5		Saylor Poffenbarger vs Texas A&M (02/26/2023)
	5		Samara Spencer at Mississippi St. (02/23/2023)
	5		Saylor Poffenbarger at Vanderbilt (02/09/2023)
	5		Saylor Poffenbarger at Auburn (02/05/2023)
	5		Makayla Daniels vs Ole Miss (01/29/2023)
	5		Chrissy Carr vs Ole Miss (01/29/2023)
	5		Samara Spencer vs Oregon (N) (12/20/2022)



0 Saylor Poffenbarger | R-Fr. | 6-2 | G | Middletown, Conn. (Middletown HS | UConn)

POFFENBARGER BENCHMARK STATS

2022-23 SEASON HIGHS

Points	24	at Missouri	1-8-23
FG Made	8	at Missouri	1-8-23*
FG Att.	17	at Kentucky	1-1-23
3FG Made	3	vs. No. 1/1 SC	3-3-23*
3FG Att.	9	at UAPB	11-7-22
FT Made	7	vs. Vanderbilt	1-16-23
FT Att.	8	vs. Vanderbilt	1-16-23
Off. Reb.	4	at #16 Creighton	12-17-22
Def. Reb.	13	vs. Oral Roberts	12-4-22
Rebounds	13	vs. Oral Roberts	12-14-22
Assists	6	vs. #25 K-State	11-26-22
Blocks	3	vs. Tennessee	2-16-23*
Steals	2	vs. Texas A&M	2-26-23*
Minutes	43	vs. Ole Miss	1-29-23

CAREER HIGHS

Points	24	at Missouri	1-8-23
FG Made	8	at Missouri	1-8-23*
FG Att.	17	at Kentucky	1-1-23
3FG Made	3	vs. No. 1/1 SC	3-3-23*
3FG Att.	9	at UAPB	11-7-22
FT Made	6	at Missouri	1-8-23
FT Att.	7	at Missouri	1-8-23
Off. Reb.	4	at #16 Creighton	12-17-22
Def. Reb.	13	vs. Oral Roberts	12-4-22
Rebounds	13	vs. Oral Roberts	12-14-22
Assists	6	vs. #25 K-State	11-26-22
Blocks	3	vs. Tennessee	2-16-23*
Steals	2	vs. Texas A&M	2-26-23*
Minutes	43	vs. Ole Miss	1-29-23

SEC HIGHS

Points	24	at Missouri	1-8-23
FG Made	8	at Missouri	1-8-23*
FG Att.	17	at Kentucky	1-1-23
3FG Made	3	vs. No. 1/1 SC	3-3-23*
3FG Att.	7	avs. No. 1/1 SC	3-3-23*
FT Made	7	vs. Vanderbilt	1-16-23
FT Att.	8	vs. Vanderbilt	1-16-23
Off. Reb.	2	vs. Alabama	1-26-23*
Def. Reb.	10	at Miss. State	2-23-23*
Rebounds	11	vs. Missouri	3-2-23*
Assists	5	vs. Texas A&M	2-26-23
Blocks	3	vs. Tennessee	2-16-23
Steals	2	vs. Texas A&M	2-26-23
Minutes	43	vs. Ole Miss	1-29-23

NOTABLES

Stat	22-23	Career
Double Figure Pts	13	13
Double Figure Rebs	9	9
Double-Doubles	4	4
5+ Assists	6	6
5+ Blocks	-	-
5+ Steals	-	-
Led Team in Pts	4	4
Led Team in Reb	15	15
20+ Points	2	2
30+ Points	-	-

* Most Recent

GAME NOTES

- Named to SEC All-Freshman Team
- Finished season with three points, six rebounds and one block vs. Kansas in WNIT Great 8
- During the Postseason WNIT, averaged 4.8 points and 8.8 rebounds per game
- Averaged 14.0 points, 7.5 rebounds and 1.0 block per game at SEC Tournament
- Single-season defensive rebound record holder (225) and No. 2 in individual season rebounds (255)
- Her four double-doubles was tied for the most in a season with Taylah Thomas (2019-20)
- Earned league's most SEC Freshman of the Week honors with five
- Tallied career-high 24 points and six rebounds at Missouri
- Ranked third in defensive rebounds/game (6.1), eighth in minutes (32.2) & 11th in rebounds (6.9) in SEC
- A versatile player who can be put in positions one through five during a game
- Believed to have been one of two three-year freshmen in country (Ellie Foster from UNI the other one)
- Enrolled early at UConn in Jan. 2021

WHO IS SAYLOR POFFENBARGER?

- Majoring in recreation and sport management
- Plays for her little brother that passed away
- Comes from an athletic family: mother, Amy, played basketball at Missouri and was a huge influence on Saylor's basketball journey, and three of her brothers play quarterback: Reese (21) – starting quarterback for Albany, Brittin (15) – freshman in HS football and Higgins (10) – fourth grade football player
- Played against teammate Makayla Daniels a few times and was on the same AAU team as her at one point
- Favorite movie: Legally Blonde

#0 POFFENBARGER, Saylor

Opponent	Date	GS	MIN	Total		3-Pointers		Free throws		Rebounds				PF	A	TO	BLK	STL	PTS	AVG	
				FG-FGA	PCT	3FG-3FGA	PCT	FT-FTA	PCT	OFF	DEF	TOT	AVG								
at Ark.-Pine Bluff	11/07/2022	*	27:35	3-14	.214	2-9	.222	3-6	.500	2	6	8	8.0	1	2	2	1	0	11	11.0	
Central Ark.	11/11/2022	*	30:24	0-5	.000	0-3	.000	2-4	.500	0	7	7	7.5	1	1	2	2	0	2	6.5	
Tulsa	11/14/2022	*	28:35	1-4	.250	0-2	.000	0-0	.000	2	8	10	8.3	4	3	0	0	1	2	5.0	
Kent St.	11/17/2022	*	29:51	0-7	.000	0-3	.000	2-2	1.000	1	5	6	7.8	0	1	1	3	1	2	4.3	
at Little Rock	11/20/2022	*	27:53	3-4	.750	0-1	.000	3-4	.750	0	9	9	8.0	3	1	3	0	0	9	5.3	
vs Northern Ariz.	11/24/2022	*	31:41	4-10	.400	2-6	.333	3-4	.750	2	3	5	7.5	3	2	4	1	1	13	6.5	
vs Clemson	11/25/2022	*	37:48	5-8	.625	2-4	.500	3-4	.750	0	9	9	7.7	2	1	4	0	1	15	7.7	
vs Kansas St.	11/26/2022	*	35:26	3-8	.375	2-4	.500	1-2	.500	1	5	6	7.5	2	6	2	2	1	9	7.9	
Troy	12/01/2022	*	24:18	3-8	.375	1-4	.250	2-2	1.000	0	3	3	7.0	1	5	3	1	0	9	8.0	
Oral Roberts	12/04/2022	*	26:09	5-11	.455	1-3	.333	3-4	.750	0	13	13	7.6	4	5	0	1	0	14	8.6	
Lamar University	12/08/2022	*	37:37	7-13	.538	2-5	.400	1-3	.333	2	10	12	8.0	3	3	5	3	2	17	9.4	
Arkansas St.	12/11/2022	*	36:55	0-11	.000	0-8	.000	1-2	.500	0	9	9	8.1	1	5	1	1	1	1	8.7	
at Creighton	12/17/2022	*	37:44	6-16	.375	2-7	.286	2-3	.667	4	7	11	8.3	3	3	6	0	2	16	9.2	
vs Oregon	12/20/2022	*	34:09	2-9	.222	1-6	.167	0-0	.000	1	10	11	8.5	3	2	1	1	1	5	8.9	
vs South Fla.	12/21/2022	*	39:28	1-5	.200	1-4	.250	0-0	.000	0	7	7	8.4	1	3	0	1	1	3	8.5	
LSU	12/29/2022	*	20:03	0-5	.000	0-1	.000	1-2	.500	0	3	3	8.1	4	1	1	0	1	1	8.1	
at Kentucky	01/01/2023	*	33:57	8-17	.471	0-3	.000	1-1	1.000	2	5	7	8.0	2	3	6	2	0	17	8.6	
Florida	01/05/2023	*	17:42	6-8	.750	1-2	.500	3-3	1.000	1	7	8	8.0	3	2	2	1	0	16	9.0	
at Missouri	01/08/2023	*	35:36	8-16	.500	2-7	.286	6-7	.857	1	5	6	7.9	1	1	2	1	0	24	9.8	
Vanderbilt	01/16/2023	*	36:15	3-11	.273	0-4	.000	7-8	.875	1	4	5	7.8	3	1	2	0	1	13	10.0	
at LSU	01/19/2023	*	32:44	2-4	.500	1-2	.500	0-0	.000	0	2	2	7.5	4	1	2	2	0	5	9.7	
at South Carolina	01/22/2023	*	27:14	0-3	.000	0-1	.000	0-0	.000	0	1	1	7.2	1	2	2	1	0	0	9.3	
Alabama	01/26/2023	*	38:21	3-9	.333	3-5	.600	3-4	.750	2	3	5	7.1	2	3	5	2	0	12	9.4	
Ole Miss	01/29/2023	*	43:22	1-7	.143	0-2	.000	0-0	.000	1	2	3	6.9	1	2	2	2	0	2	9.1	
at Auburn	02/05/2023	*	37:57	3-10	.300	1-5	.200	3-6	.500	0	10	10	7.0	5	1	3	0	1	10	9.1	
at Vanderbilt	02/09/2023	*	30:42	3-6	.500	0-3	.000	1-2	.500	0	1	1	6.8	5	1	1	1	0	7	9.0	
Missouri	02/12/2023	*	35:46	2-9	.222	1-3	.333	1-2	.500	0	2	2	6.6	2	0	1	1	0	6	8.9	
Tennessee	02/16/2023	*	31:25	3-9	.333	0-3	.000	0-0	.000	1	3	4	6.5	0	1	0	3	0	6	8.8	
at Georgia	02/19/2023	*	35:29	3-11	.273	0-6	.000	0-0	.000	0	7	7	6.6	3	3	2	0	1	6	8.7	
at Mississippi St.	02/23/2023	*	32:31	2-8	.250	1-3	.333	2-3	.667	1	10	11	6.7	2	0	0	1	1	7	8.7	
Texas A&M	02/26/2023	*	29:49	3-6	.500	3-5	.600	0-0	.000	0	4	4	6.6	5	5	1	1	2	9	8.7	
vs Missouri	03/02/2023	*	39:08	3-11	.273	0-4	.000	0-0	.000	2	9	11	6.8	2	5	2	1	0	6	8.6	
vs South Carolina	03/03/2023	*	35:11	7-11	.636	3-7	.429	5-6	.833	0	4	4	6.7	4	4	2	1	0	22	9.0	
Louisiana Tech	03/16/2023	*	27:53	1-7	.143	1-5	.200	0-0	.000	0	11	11	6.8	0	3	0	0	1	3	8.8	
SFA	03/20/2023	*	23:39	2-11	.182	1-5	.200	0-1	.000	1	8	9	6.9	2	3	2	1	0	5	8.7	
Texas Tech	03/24/2023	*	35:50	2-9	.222	2-8	.250	2-2	1.000	2	7	9	6.9	1	2	1	1	1	8	8.7	
at Kansas	03/26/2023	*	23:57	1-8	.125	0-4	.000	1-1	1.000	0	6	6	6.9	3	1	2	1	0	3	8.5	
Totals			37	1190:04	109-329	.331	36-157	.229	62-88	.705	30	225	255	6.9	87	89	76	40	20	316	8.5

Player Averages

Games Played	Minutes/game	Points/game	FG Pct	3FG Pct	FT Pct	Rebounds/game	Assists/game	Turnovers/game	Assist/Turnover ratio	Steals/game	Blocks/game
37	32.2	8.5	.331	.229	.705	6.9	2.4	2.1	1.2	0.5	1.1

CAREER STATISTICS

				Field Goals		3-Point		F-Throws		Rebounds											Scoring	
SEASON	TEAM	GP-GS	MIN/AVG	FG-FGA	FG%	3FG-3FGA	3FG%	FT-FTA	FT%	OFF	DEF	TOT	AVG	PF-FO	A	TO	BLK	STL	PTS	AVG		
2020-21	UConn	12-0	33/2.7	2-15	.133	1-11	.091	1-1	1.000	1	3	4	0.3	2-0	0	0	1	0	6	0.5		
2022-23	Ark	37-37	1190/32.2	109-329	.331	36-157	.229	62-88	.705	30	225	255	6.9	87-3	89	76	40	20	316	8.5		
TOTAL FOR Ark		37-37	1190/32.2	109-329	.331	36-157	.229	62-88	.705	30	225	255	6.9	87-3	89	76	40	20	316	8.5		
TOTAL		49-37	1223/25.0	111-344	.323	37-168	.220	63-89	.708	31	228	259	5.3	89-3	89	76	41	20	322	6.6		



2 Samara Spencer | So. | 5-7 | G | Fort Lauderdale, Fla. (St. Thomas Aquinas HS)

SPENCER BENCHMARK STATS

Points	32	vs. Oral Roberts	12-4-22
FG Made	10	at #16 Creighton	12-17-22*
FG Att.	21	vs. NAU	11-24-22
3FG Made	6	vs. Oral Roberts	12-4-22
3FG Att.	11	vs. Tulsa	11-14-22
FT Made	9	vs. SFA	3-20-23
FT Att.	16	vs. Lamar	12-8-22
Off. Reb.	1	vs. Texas Tech	3-24-23*
Def. Reb.	9	at Missouri	1-8-23
Rebounds	9	at Missouri	1-8-23
Assists	11	vs. LA Tech	3-16-23
Blocks	2	vs. Missouri	3-2-23*
Steals	4	vs. NAU	11-24-22
Minutes	43	vs. Ole Miss	1-29-23

GAME NOTES

- Averaged 15.8 points, 3.7 rebounds and 4.0 assists/gm in the four Postseason WNIT games
- Finished the year with 12 points and four boards at Kansas in the WNIT Great 8
- Registered eighth 20+ piece of the year with 27 points & four 3-pointers vs. SFA in WNIT Second Round
- Logged a near triple-double with 14 points, 11 assists and six rebounds vs. LA Tech in WNIT First Round
- Fifth in assists (4.3) and free throw attempts (182), seventh in field goal attempts (459), 10th in assist/turnover ratio (1.4) and 15th in scoring (14.4) in the SEC
- In the NCAA, 40th in total assists (154), which is the seventh most in single season as a Razorback
- Named 2022 SEC Freshman of the Year, first Arkansas player since 2009 (C'eria Ricketts)
- Won SEC Freshman of the Week four times last season
- Registered 11 career 20+ point games, including eight this season (one of those 30+)
- Finished third on the team in scoring and led the way in assists (96) as a freshman
- Led St. Thomas Aquinas to a state title during her senior season

WHO IS SAMARA SPENCER?

- Majoring in recreation and sport management
- First Floridan to make up an Arkansas WBB roster since 2010
- Favorite foods: Steak or lasagna
- Favorite place to eat in Fayetteville: Tacos 4 Life
- Proudest accomplishment in basketball: winning SEC Freshman of the year last year

#2 SPENCER, Samara

Opponent	Date	GS	MIN	Total		3-Pointers		Free throws		Rebounds				PF	A	TO	BLK	STL	PTS	AVG	
				FG-FGA	PCT	3FG-3FGA	PCT	FT-FTA	PCT	OFF	DEF	TOT	AVG								
at Ark.-Pine Bluff	11/07/2022	*	31:00	6-16	.375	1-7	.143	2-8	.250	0	4	4	4.0	4	4	1	0	0	15	15.0	
Central Ark.	11/11/2022	*	18:51	1-5	.200	0-2	.000	3-7	.429	0	2	2	3.0	3	3	2	0	0	5	10.0	
Tulsa	11/14/2022	*	39:04	3-16	.188	3-11	.273	4-6	.667	0	3	3	3.0	2	4	2	0	0	13	11.0	
Kent St.	11/17/2022	*	28:15	8-13	.615	3-6	.500	3-4	.750	0	7	7	4.0	1	7	2	0	1	22	13.8	
at Little Rock	11/20/2022	*	30:08	4-9	.444	0-4	.000	3-4	.750	0	7	7	4.6	1	6	6	0	0	11	13.8	
vs Northern Ariz.	11/24/2022	*	39:29	10-21	.476	3-7	.429	4-6	.667	0	4	4	4.5	1	2	2	0	4	27	15.5	
vs Clemson	11/25/2022	*	27:30	1-5	.200	0-2	.000	1-6	.167	0	5	5	4.6	3	6	8	0	0	3	13.7	
vs Kansas St.	11/26/2022	*	30:17	3-11	.273	0-6	.000	0-0	.000	1	7	8	5.0	3	4	3	0	3	6	12.8	
Troy	12/01/2022	*	27:47	8-15	.533	3-8	.375	0-3	.000	0	3	3	4.8	1	6	3	0	1	19	13.4	
Oral Roberts	12/04/2022	*	30:40	10-17	.588	6-8	.750	6-12	.500	1	1	2	4.5	1	3	2	1	3	32	15.3	
Lamar University	12/08/2022	*	33:45	5-10	.500	1-3	.333	6-16	.375	0	0	0	4.1	4	4	5	0	0	17	15.5	
Arkansas St.	12/11/2022	*	40:00	5-12	.417	2-5	.400	7-10	.700	0	4	4	4.1	0	4	4	1	2	19	15.8	
at Creighton	12/17/2022	*	36:38	10-17	.588	5-7	.714	1-4	.250	0	4	4	4.1	3	4	1	0	0	26	16.5	
vs Oregon	12/20/2022	*	38:40	6-18	.333	2-6	.333	6-8	.750	0	7	7	4.3	5	10	2	0	1	20	16.8	
vs South Fla.	12/21/2022	*	42:03	1-9	.111	0-5	.000	7-9	.778	0	6	6	4.4	1	3	4	2	1	9	16.3	
LSU	12/29/2022	*	34:09	7-15	.467	3-7	.429	0-4	.000	0	1	1	4.2	2	1	4	0	1	17	16.3	
at Kentucky	01/01/2023	*	33:22	1-8	.125	1-4	.250	3-4	.750	0	2	2	4.1	2	5	1	0	2	6	15.7	
Florida	01/05/2023	*	34:19	6-11	.545	3-5	.600	1-1	1.000	0	4	4	4.1	2	6	4	0	0	16	15.7	
at Missouri	01/08/2023	*	34:29	1-5	.200	0-4	.000	0-0	.000	0	9	9	4.3	1	6	0	0	2	2	15.0	
Vanderbilt	01/16/2023	*	37:55	9-15	.600	2-6	.333	3-4	.750	1	4	5	4.4	2	3	3	1	0	23	15.4	
at LSU	01/19/2023	*	35:27	5-15	.333	1-6	.167	2-2	1.000	0	2	2	4.2	3	6	0	0	1	13	15.3	
at South Carolina	01/22/2023	*	29:26	7-15	.467	1-3	.333	0-0	.000	0	1	1	4.1	0	1	0	1	0	15	15.3	
Alabama	01/26/2023	*	34:53	4-10	.400	2-3	.667	2-2	1.000	0	2	2	4.0	2	2	7	0	2	12	15.1	
Ole Miss	01/29/2023	*	42:57	6-13	.462	2-5	.400	2-2	1.000	0	5	5	4.0	1	6	3	1	3	16	15.2	
at Auburn	02/05/2023	*	35:48	1-8	.125	0-4	.000	5-6	.833	0	6	6	4.1	3	4	7	0	1	7	14.8	
at Vanderbilt	02/09/2023	*	37:31	1-8	.125	0-2	.000	0-0	.000	0	4	4	4.1	2	4	3	0	1	2	14.3	
Missouri	02/12/2023	*	28:10	2-6	.333	0-3	.000	2-2	1.000	0	2	2	4.0	0	2	1	0	2	6	14.0	
Tennessee	02/16/2023	*	33:49	4-13	.308	1-6	.167	1-2	.500	0	1	1	3.9	2	9	2	0	1	10	13.9	
at Georgia	02/19/2023	*	36:05	0-8	.000	0-8	.000	0-0	.000	0	0	0	3.8	2	5	0	0	1	0	13.4	
at Mississippi St.	02/23/2023	*	32:01	8-14	.571	4-7	.571	5-13	.385	0	2	2	3.7	5	1	2	0	3	25	13.8	
Texas A&M	02/26/2023	*	35:31	7-15	.467	3-8	.375	2-5	.400	1	4	5	3.8	0	5	3	0	0	19	14.0	
vs Missouri	03/02/2023	*	35:43	6-15	.400	2-7	.286	5-7	.714	0	5	5	3.8	0	4	0	2	0	19	14.1	
vs South Carolina	03/03/2023	*	26:14	7-17	.412	2-4	.500	0-0	.000	0	2	2	3.8	3	1	3	0	2	16	14.2	
Louisiana Tech	03/16/2023	*	34:03	5-14	.357	2-4	.500	2-3	.667	0	6	6	3.8	1	11	3	1	0	14	14.2	
SFA	03/20/2023	*	35:28	7-18	.389	4-8	.500	9-11	.818	0	2	2	3.8	1	2	4	0	1	27	14.5	
Texas Tech	03/24/2023	*	36:60	3-10	.300	1-5	.200	3-10	.300	1	2	3	3.8	2	3	3	0	2	10	14.4	
at Kansas	03/26/2023	*	37:39	5-12	.417	2-5	.400	0-1	.000	1	3	4	3.8	1	0	7	0	0	12	14.4	
Totals			37	1256:07	183-459	.399	65-201	.323	100-182	.549	6	133	139	3.8	70	154	112	10	41	531	14.4

Player Averages

Games Played	Minutes/game	Points/game	FG Pct	3FG Pct	FT Pct	Rebounds/game	Assists/game	Turnovers/game	Assist/Turnover ratio	Steals/game	Blocks/game
37	33.9	14.4	39.9	32.3	54.9	3.8	4.2	3.0	1.4	1.1	0.3

* Most Recent

CAREER STATISTICS

				Field Goals		3-Point		F-Throws		Rebounds									Scoring	
SEASON	TEAM	GP-GS	MIN/AVG	FG-FGA	FG%	3FG-3FGA	3FG%	FT-FTA	FT%	OFF	DEF	TOT	AVG	PF-FO	A	TO	BLK	STL	PTS	AVG
2021-22	Ark	31-27	930/30.0	138-325	.425	44-128	.344	59-98	.602	18	96	114	3.7	49-0	96	82	8	36	379	12.2
2022-23	Ark	37-37	1256/33.9	183-459	.399	65-201	.323	100-182	.549	6	133	139	3.8	70-2	154	112	10	41	531	14.4
TOTAL		68-64	2186/32.2	321-784	.409	109-329	.331	159-280	.568	24	229	253	3.7	119-2	250	194	18	77	910	13.4



4 Erynn Barnum | R-Sr. | 6-2 | F | Little Rock, Ark. (Little Rock Central HS)

2022-23 SEASON HIGHS	BARNUM BENCHMARK STATS				
	Points	37	vs. Ole Miss	1-29-23	
	FG Made	13	vs. Ole Miss	1-29-23	
	FG Att.	21	vs. Ole Miss	1-29-23	
	3FG Made	3	vs. Ole Miss	1-29-23*	
	3FG Att.	5	vs. Ole Miss	1-29-23	
	FT Made	9	vs. UCA	11-11-22	
	FT Att.	13	vs. Ole Miss	1-29-23*	
	Off. Reb.	6	at Vanderbilt	2-9-23*	
	Def. Reb.	9	at Little Rock	11-20-22	
	Rebounds	11	at Missouri	1-8-23*	
	Assists	7	at Kentucky	1-1-23	
	Blocks	3	vs. Missouri	2-12-23*	
	Steals	5	vs. Clemson	11-25-22	
	Minutes	43	vs. Ole Miss	1-29-23	

CAREER HIGHS	Points	37	vs. Ole Miss	1-29-23	
	FG Made	13	vs. Ole Miss	1-29-23	
	FG Att.	21	vs. Ole Miss	1-29-23	
	3FG Made	3	vs. Ole Miss	1-29-23*	
	3FG Att.	5	vs. Ole Miss	1-29-23	
	FT Made	9	vs. UCA	11-11-22	
	FT Att.	13	vs. Ole Miss	1-29-23*	
	Off. Reb.	6	at UAPB	11-7-22*	
	Def. Reb.	9	at Little Rock	11-20-22	
	Rebounds	12	vs. Utah	3-18-22*	
	Assists	7	at Kentucky	1-1-23	
	Blocks	4	vs. Little Rock	12-21-19*	
	Steals	5	vs. Clemson	11-25-22	
	Minutes	43	vs. Ole Miss	1-29-23	

SEC HIGHS	Points	37	vs. Ole Miss	1-29-23	
	FG Made	13	vs. Ole Miss	1-29-23	
	FG Att.	21	vs. Ole Miss	1-29-23	
	3FG Made	3	vs. Ole Miss	1-29-23	
	3FG Att.	5	vs. Ole Miss	1-29-23	
	FT Made	6	vs. Vanderbilt	1-16-23	
	FT Att.	11	vs. Vanderbilt	1-16-23	
	Off. Reb.	6	at Vanderbilt	2-9-23*	
	Def. Reb.	7	at Missouri	1-8-23	
	Rebounds	11	at Missouri	1-8-23	
	Assists	7	at Kentucky	1-1-23	
	Blocks	3	vs. Missouri	2-12-23*	
	Steals	3	vs. No. 1/1 SC	3-3-23*	
	Minutes	43	vs. Ole Miss	1-29-23	

NOTABLES	Stat	19-20	20-21	21-22	22-23	Career
	Double Figure Pts	4	9	5	28	46
	Double Figure Rebs	1	1	1	3	7
	Double-Doubles	1	1	-	2	4
	5+ Assists	-	-	-	3	3
	5+ Blocks	-	-	-	-	-
	5+ Steals	-	-	-	1	1
	Led Team in Pts	1	-	3	11	15
	Led Team in Reb	4	7	7	18	36
	20+ Points	-	-	-	9	9
	30+ Points	-	-	-	1	1

* Most Recent

GAME NOTES

- Named to All-SEC Second Team
- Was one of 10 candidates for the Katrina McClain Award (best power forward in the country)
- Finished the season with 13 points and eight boards in Postseason WNIT vs. Kansas
- Recorded career-high 37 points vs. Ole Miss to be the seventh most points scored by a Razorback in school history, while also surpassing 500 career rebounds
- Leads the team with nine 20-point games, never having one prior to this season
- Now an 1,000-point and 500-rebound club member, 18th Razorback in school history
- Was a perfect 8-of-8 vs. Arkansas State and 5-for-5 vs. Little Rock
- Third in FG percentage (.556), 11th in scoring (15.0) and 14th in rebounds (6.5) in the league
- In NCAA, sits 19th in free throw attempts (205) and 28th in FG percentage
- Ended 2021-22 season by matching a career-high 12 rebounds vs. Utah at the NCAA Tournament
- Averaged 7.6 points, 4.8 rebounds and 17.5 minutes per game last season

WHO IS ERYNN BARNUM?

- Majoring in recreation and sport management
- Played volleyball and was player of the year in high school
- Does her hair before every game
- One of eight siblings
- Born in Pasadena, Calif. and moved to Little Rock when she was 6
- Favorite food: shrimp alfredo

#4 BARNUM, Erynn

Opponent	Date	GS	MIN	Total		3-Pointers		Free throws		Rebounds		PF	A	TO	BLK	STL	PTS	AVG		
				FG-FGA	PCT	3FG-3FGA	PCT	FT-FTA	PCT	OFF	DEF									
at Ark.-Pine Bluff	11/07/2022	*	25:04	6-14	.429	0-0	.000	3-13	.231	6	5	11	11.0	2	1	2	0	4	15.0	
Central Ark.	11/11/2022	*	22:29	5-8	.625	0-1	.000	9-9	1.000	4	5	9	10.0	2	2	1	3	0	19	17.0
Tulsa	11/14/2022	*	30:32	10-12	.833	0-0	.000	7-12	.583	3	5	8	9.3	3	0	1	1	2	27	20.0
Kent St.	11/17/2022	*	21:02	9-13	.692	1-2	.500	1-1	1.000	2	4	6	8.5	0	1	1	1	0	20	20.0
at Little Rock	11/20/2022	*	20:40	5-5	1.000	0-0	.000	5-6	.833	0	9	9	8.6	3	1	5	1	0	15	19.0
vs Northern Ariz.	11/24/2022	*	23:03	3-9	.333	0-1	.000	1-2	.500	3	4	7	8.3	3	2	2	0	2	7	17.0
vs Clemson	11/25/2022	*	25:33	4-5	.800	0-0	.000	6-9	.667	2	7	9	8.4	1	1	1	1	5	14	16.0
vs Kansas St.	11/26/2022	*	28:44	7-9	.778	0-0	.000	3-5	.600	2	2	4	7.9	1	1	3	2	3	17	16.0
Troy	12/01/2022	*	19:10	8-9	.889	0-1	.000	2-2	1.000	3	5	8	7.9	1	2	1	0	2	18	16.0
Oral Roberts	12/04/2022	*	19:43	3-5	.600	0-0	.000	0-0	.000	2	3	5	7.6	3	4	1	1	0	6	15.0
Lamar University	12/08/2022	*	33:51	2-4	.500	0-1	.000	1-4	.250	3	5	8	7.6	2	3	5	2	1	5	14.0
Arkansas St.	12/11/2022	*	18:25	8-8	1.000	0-0	.000	0-0	.000	0	1	1	7.1	3	0	2	1	0	16	14.0
at Creighton	12/17/2022	*	29:35	5-9	.556	0-0	.000	5-7	.714	1	1	2	6.7	2	4	0	2	2	15	14.0
vs Oregon	12/20/2022	*	27:14	8-17	.471	3-4	.750	3-4	.750	5	4	9	6.9	4	0	0	1	0	22	15.0
vs South Fla.	12/21/2022	*	39:26	9-17	.529	0-1	.000	3-6	.500	1	2	3	6.6	2	2	2	0	1	21	15.0
LSU	12/29/2022	*	23:38	3-9	.333	0-2	.000	1-2	.500	0	4	4	6.4	3	1	1	0	0	7	15.0
at Kentucky	01/01/2023	*	29:17	7-11	.636	0-0	.000	3-4	.750	4	4	8	6.5	2	7	3	3	0	17	15.0
Florida	01/05/2023	*	24:35	5-8	.625	1-1	1.000	4-8	.500	2	6	8	6.6	4	6	1	1	1	15	15.0
at Missouri	01/08/2023	*	36:41	9-13	.692	0-1	.000	3-7	.429	4	7	11	6.8	1	2	2	1	1	21	15.0
Vanderbilt	01/16/2023	*	34:29	6-12	.500	0-0	.000	6-11	.545	4	5	9	7.0	2	5	1	2	3	18	15.0
at LSU	01/19/2023	*	28:39	7-14	.500	1-4	.250	5-5	1.000	1	6	7	7.0	4	1	3	2	1	20	16.0
at South Carolina	01/22/2023	*	20:00	3-11	.273	0-3	.000	5-6	.833	0	2	2	6.7	2	2	2	0	2	11	15.0
Alabama	01/26/2023	*	33:58	8-14	.571	0-1	.000	4-6	.667	4	5	9	6.8	4	0	2	0	2	20	15.0
Ole Miss	01/29/2023	*	42:42	13-21	.619	3-5	.600	8-13	.615	1	5	6	6.8	2	3	4	1	3	37	16.0
at Auburn	02/05/2023	*	28:42	5-12	.417	0-0	.000	4-9	.444	6	3	9	6.9	3	0	4	0	1	14	16.0
at Vanderbilt	02/09/2023	*	25:33	4-8	.500	0-0	.000	4-4	1.000	6	1	7	6.9	4	0	5	1	1	12	16.0
Missouri	02/12/2023	*	29:36	4-7	.571	1-3	.333	5-6	.833	4	5	9	7.0	3	2	12	3	0	14	16.0
Tennessee	02/16/2023	*	23:07	10-17	.588	1-3	.333	4-6	.667	0	1	1	6.8	3	0	0	1	0	25	16.0
at Georgia	02/19/2023	*	27:03	6-12	.500	0-0	.000	4-5	.800	4	3	7	6.8	1	0	2	1	0	16	16.0
at Mississippi St.	02/23/2023	*	20:04	3-8	.375	0-1	.000	3-3	1.000	2	3	5	6.7	3	1	2	0	1	9	16.0
Texas A&M	02/26/2023	*	23:42	3-7	.429	1-2	.500	5-10	.500	2	3	5	6.6	4	1	1	1	1	12	16.0
vs Missouri	03/02/2023	*	15:39	1-1	1.000	0-0	.000	2-4	.500	0	2	2	6.5	4	1	3	0	0	4	15.0
vs South Carolina	03/03/2023	*	28:21	2-13	.154	1-4	.250	3-4	.750	1	0	1	6.3	2	3	1	2	3	8	15.0
Louisiana Tech	03/16/2023	*	24:27	7-12	.583	0-2	.000	0-0	.000	0	6	6	6.3	2	3	2	1	0	14	15.0
SFA	03/20/2023	*	23:32	3-4	.750	0-0	.000	0-1	.000	3	3	6	6.3	2	0	4	0	2	6	15.0
Texas Tech	03/24/2023	*	29:23	1-1	1.000	0-0	.000	3-4	.750	3	7	10	6.4	4	2	2	1	2	5	15.0
at Kansas	03/26/2023	*	24:48	3-10	.300	0-0	.000	7-7	1.000	3	5	8	6.5	3	2	0	1	1	13	15.0
Totals			37	982-207	.556	13-44	.295	132-205	.644	91	148	239	6.5	94	66	84	38	47	555	15.0

Player Averages

Games Played	Minutes/game	Points/game	FG Pct	3FG Pct	FT Pct	Rebounds/game	Assists/game	Turnovers/game	Assist/Turnover ratio	Steals/game	Blocks/game
37	26.6	15.0	55.6	29.5	64.4	6.5	1.8	2.3	0.8	1.3	1.0

CAREER STATISTICS

				Field Goals		3-Point		F-Throws		Rebounds								Scoring		
SEASON	TEAM	GP-GS	MIN/AVG	FG-FGA	FG%	3FG-3FGA	3FG%	FT-FTA	FT%	OFF	DEF	TOT	AVG	PF-FO	A	TO	BLK	STL	PTS	AVG
2019-20	Ark	27-0	306/11.3	50-98	.510	3-7	.429	31-52	.596	31	76	107	4.0	26-0	5	11	28	15	134	5.0
2020-21	Ark	28-0	455/16.3	85-145	.586	1-7	.143	44-87	.506	34	94	128	4.6	56-0	11	30	23	21	215	7.7
2021-22	Ark	22-10	385/17.5	55-134	.410	3-16	.188	55-80	.688	35	70	105	4.8	32-0	18	26	12	20	168	7.6
2022-23	Ark	37-37	982/26.6	205-369	.556	13-44	.295	132-205	.644	91	148	239	6.5	94-0	66	84	38	47	555	15.0
TOTAL		114-47	2129/18.7	395-746	.529	20-74	.270	262-424	.618	191	388	579	5.1	208-0	100	151	101	103	1072	9.4



11 Rylee Langerman | Jr. | 5-9 | G | Norman, Okla. (Christian Heritage HS)

LANGERMAN BENCHMARK STATS

2022-23 SEASON HIGHS

Points	10	vs. Tulsa	11-14-22
FG Made	3	vs. UCA	11-11-22
FG Att.	7	vs. Tulsa	11-14-22
3FG Made	2	at Kentucky	1-1-23*
3FG Att.	5	vs. Tulsa	11-14-22
FT Made	4	vs. Tulsa	11-14-22
FT Att.	6	vs. Tulsa	11-14-22
Off. Reb.	4	vs. SFA	3-20-23*
Def. Reb.	7	vs. No. 1/1 SC	3-3-23
Rebounds	10	vs. SFA	3-20-23
Assists	3	vs. SFA	3-20-23*
Blocks	1	vs. LA Tech	3-16-23*
Steals	4	vs. USF	12-21-22*
Minutes	28	vs. SFA	3-20-23

CAREER HIGHS

Points	17	vs. Missouri	1-9-22
FG Made	6	vs. Missouri	1-9-22
FG Att.	10	vs. Missouri	1-9-22
3FG Made	5	vs. Missouri	1-9-22
3FG Att.	6	vs. Missouri	1-9-22
FT Made	4	vs. Tulsa	11-14-22*
FT Att.	6	vs. Tulsa	11-14-22
Off. Reb.	5	vs. Auburn	2-10-22
Def. Reb.	7	vs. No. 1/1 SC	3-3-23*
Rebounds	11	at Texas A&M	2-3-22
Assists	4	vs. UCA	12-13-20
Blocks	2	vs. Missouri	3-3-22
Steals	4	vs. USF	12-20-22*
Minutes	34	at Florida	2-17-22

SEC HIGHS

Points	17	vs. Missouri	1-9-22
FG Made	6	vs. Missouri	1-9-22
FG Att.	10	vs. Missouri	1-9-22
3FG Made	5	vs. Missouri	1-9-22
3FG Att.	6	vs. Missouri	1-9-22
FT Made	3	vs. Florida	1-5-23
FT Att.	5	vs. Florida	1-5-23
Off. Reb.	5	vs. Auburn	2-10-22
Def. Reb.	7	vs. No. 1/1 SC	3-3-23*
Rebounds	11	at Texas A&M	2-3-22
Assists	3	vs. #12/11 LSU	1-27-2
Blocks	2	vs. Missouri	3-3-22
Steals	4	at Missouri	2-13-22
Minutes	34	at Florida	2-17-22

NOTABLES

Stat	20-21	21-22	22-23	Career
Double Figure Pts	-	1	1	2
Double Figure Rebs	-	1	1	2
Double-Doubles	-	-	-	-
5+ Assists	-	-	-	-
5+ Blocks	-	-	-	-
5+ Steals	-	-	-	-
Led Team in Pts	-	-	-	-
Led Team in Reb	-	2	2	4
20+ Points	-	-	-	-
30+ Points	-	-	-	-

* Most Recent

GAME NOTES

- SEC Community Service Team recipient for second year & a CSC Academic All-District Team member
- Coming off 11.5 minutes played at Kansas in Postseason WNIT Great 8
- Was all over the floor vs. SFA in WNIT Second Round with 10 rebounds, three assists & three steals
- Glue girl on the team, known for being the player that holds everything together
- Hustle-type or game changing plays are called "Rylees"
- Has matched a career-high four steals in three games this season
- Logged 10 points, five rebounds and four steals against Tulsa
- Led the bench with minutes logged per game, averaging 17.3 per game
- Averaged 3.2 points and 3.7 rebounds across 19.2 minutes played per game as a sophomore

WHO IS RYLEE LANGERMAN?

- Majoring in biology
- Easily a fan favorite for the work she has done in the community, serving as an inspiration especially for those who also have Alopecia
- Has a twin brother named Ryan who played basketball and golf
- Chose Arkansas because of the atmosphere and culture
- Can play the guitar
- Favorite place to eat in Fayetteville: Sassy's BBQ

#11 LANGERMAN, Rylee

Opponent	Date	GS	MIN	Total		3-Pointers		Free throws		Rebounds				PF	A	TO	BLK	STL	PTS	AVG
				FG-FGA	PCT	3FG-3FGA	PCT	FT-FTA	PCT	OFF	DEF	TOT	AVG							
at Ark.-Pine Bluff	11/07/2022		22:50	1-1	1.000	0-0	.000	2-4	.500	4	2	6	6.0	3	0	2	0	4	4.0	
Central Ark.	11/11/2022		24:26	3-5	.600	2-4	.500	1-3	.333	0	4	4	5.0	2	0	1	0	0	9	6.5
Tulsa	11/14/2022		22:35	2-7	.286	2-5	.400	4-6	.667	2	3	5	5.0	3	1	0	0	4	10	7.7
Kent St.	11/17/2022		19:11	2-5	.400	1-3	.333	0-0	.000	1	1	2	4.3	1	2	1	0	0	5	7.0
at Little Rock	11/20/2022		13:45	1-1	1.000	0-0	.000	1-2	.500	0	0	0	3.4	1	0	0	0	0	3	6.2
vs Northern Ariz.	11/24/2022		20:56	1-3	.333	0-1	.000	1-2	.500	0	2	2	3.2	1	1	1	0	0	0	5.7
vs Clemson	11/25/2022		18:49	1-1	1.000	0-0	.000	1-2	.500	0	0	0	2.7	4	0	0	0	0	3	5.3
vs Kansas St.	11/26/2022		11:39	0-0	.000	0-0	.000	0-0	.000	0	4	4	2.9	2	0	0	0	0	0	4.6
Troy	12/01/2022		15:55	0-2	.000	0-2	.000	1-2	.500	1	4	5	3.1	2	3	2	0	0	1	4.2
Oral Roberts	12/04/2022		16:32	1-4	.250	0-2	.000	1-2	.500	3	2	5	3.3	2	1	0	0	2	3	4.1
Lamar University	12/08/2022		18:13	0-2	.000	0-2	.000	0-0	.000	1	5	6	3.5	0	0	1	1	1	0	3.7
Arkansas St.	12/11/2022		18:56	2-5	.400	0-2	.000	1-2	.500	3	2	5	3.7	2	1	1	0	0	5	3.8
at Creighton	12/17/2022		25:27	2-3	.667	2-3	.667	0-0	.000	1	4	5	3.8	1	0	0	0	0	6	4.0
vs Oregon	12/20/2022		24:57	2-4	.500	2-2	1.000	1-2	.500	4	3	7	4.0	2	0	3	0	0	7	4.2
vs South Fla.	12/21/2022		17:59	0-2	.000	0-2	.000	0-0	.000	2	1	3	3.9	3	1	0	0	4	0	3.9
LSU	12/29/2022		17:16	0-1	.000	0-0	.000	0-0	.000	1	1	2	3.8	2	0	1	0	2	0	3.7
at Kentucky	01/01/2023		22:54	2-4	.500	2-3	.667	0-0	.000	2	5	7	4.0	0	1	1	0	1	6	3.8
Florida	01/05/2023		18:46	2-4	.500	1-2	.500	3-5	.600	1	2	3	3.9	3	2	1	0	2	8	4.1
at Missouri	01/08/2023		17:08	1-3	.333	1-2	.500	0-0	.000	2	2	4	3.9	2	0	0	0	2	3	4.0
Vanderbilt	01/16/2023		15:35	0-3	.000	0-2	.000	1-2	.500	1	2	3	3.9	2	0	0	1	1	1	3.9
at LSU	01/19/2023		14:59	0-2	.000	0-1	.000	0-0	.000	0	2	2	3.8	1	0	0	0	1	0	3.7
at South Carolina	01/22/2023		20:05	0-1	.000	0-1	.000	0-0	.000	1	1	2	3.7	4	0	1	0	0	0	3.5
Alabama	01/26/2023		15:23	0-2	.000	0-1	.000	0-0	.000	0	0	0	3.6	1	0	0	0	1	0	3.3
Ole Miss	01/29/2023		15:16	0-0	.000	0-0	.000	0-0	.000	0	3	3	3.5	4	0	0	0	2	0	3.2
at Auburn	02/05/2023		13:57	0-1	.000	0-1	.000	1-2	.500	0	1	1	3.4	4	1	1	0	1	1	3.1
at Vanderbilt	02/09/2023		10:40	0-0	.000	0-0	.000	0-0	.000	1	3	4	3.5	1	1	1	0	0	0	3.0
Missouri	02/12/2023		13:28	1-2	.500	1-2	.500	0-0	.000	1	3	4	3.5	1	1	1	0	1	3	3.0
Tennessee	02/16/2023		14:59	0-3	.000	0-3	.000	0-0	.000	0	2	2	3.4	3	0	0	0	0	0	2.9
at Georgia	02/19/2023		12:27	0-0	.000	0-0	.000	0-0	.000	1	0	1	3.3	2	0	1	0	0	0	2.8
at Mississippi St.	02/23/2023		16:48	0-1	.000	0-1	.000	2-2	1.000	0	1	1	3.3	1	1	0	0	1	2	2.8
Texas A&M	02/26/2023		11:13	0-2	.000	0-2	.000	0-0	.000	1	1	2	3.2	1	0	0	0	0	0	2.7
vs Missouri	03/02/2023		15:39	1-2	.500	1-2	.500	0-0	.000	1	3	4	3.3	2	0	2	0	2	3	2.7
vs South Carolina	03/03/2023		18:21	0-0	.000	0-0	.000	0-0	.000	0	7	7	3.4	1	0	1	1	0	0	2.6
Louisiana Tech	03/16/2023		14:18	0-2	.000	0-1	.000	0-0	.000	1	3	4	3.4	0	0	0	1	0	0	2.5
SFA	03/20/2023		28:01	0-2	.000	0-2	.000	0-0	.000	4	6	10	3.6	0	3	1	0	3	0	2.5
Texas Tech	03/24/2023		09:38	0-2	.000	0-2	.000	0-0	.000	0	1	1	3.5	3	0	1	0	0	0	2.4
at Kansas	03/26/2023		11:35	0-0	.000	0-0	.000	0-0	.000	0	2	2	3.5	3	1	0	0	0	0	2.3
Totals		0	640:35	25-82	.305	15-56	.268	21-38	.553	40	88	128	3.5	70	21	25	4	35	86	2.3

Player Averages

Games Played	Minutes/game	Points/game	FG Pct	3FG Pct	FT Pct	Rebounds/game	Assists/game	Turnovers/game	Assist/Turnover ratio	Steals/game	Blocks/game
37	17.3	2.3	30.5	26.8	55.3	3.5	0.6	0.7	0.8	0.9	0.1

CAREER STATISTICS

				Field Goals		3-Point		F-Throws		Rebounds										Scoring	
SEASON	TEAM	GP-GS	MIN/AVG	FG-FGA	FG%	3FG-3FGA	3FG%	FT-FTA	FT%	OFF	DEF	TOT	AVG	PF-FO	A	TO	BLK	STL	PTS	AVG	
2020-21	Ark	13-0	91/7.0	5-16	.313	4-10	.400	2-4	.500	2	12	14	1.1	10-0	7	9	1	1	16	1.2	
2021-22	Ark	32-7	613/19.2	36-97	.371	16-50	.320	13-23	.565	41	78	119	3.7	83-2	30	31	11	28	101	3.2	
2022-23	Ark	37-0	641/17.3	25-82	.305	15-56	.268	21-38	.553	40	88	128	3.5	70-0	21	25	4	35	86	2.3	
TOTAL		82-7	1345/16.4	66-195	.338	35-116	.302	36-65	.554	83	178	261	3.2	163-2	58	65	16	64	203	2.5	



20 Karley Johnson | Fr. | 5-9 | G | Mustang, Okla. (Mustang HS)

JOHNSON BENCHMARK STATS

2022-23 SEASON HIGHS

Points	1	at Little Rock	11-20-22
FG Made	N/A		
FG Att.	1	vs. Oral Roberts	12-4-22
3FG Made	N/A		
3FG Att.	N/A		
FT Made	1	at Little Rock	11-20-22
FT Att.	1	at Little Rock	11-20-22
Off. Reb.	1	vs. Troy	12-1-22
Def. Reb.	1	vs. Kent State	11-17-22
Rebounds	1	vs. Troy	12-1-22*
Assists	1	at Little Rock	11-20-22
Blocks	N/A		
Steals	1	vs. SFA	3-20-23*
Minutes	6	vs. Troy	12-1-22*

CAREER HIGHS

Points	1	at Little Rock	11-20-22
FG Made	N/A		
FG Att.	1	vs. Oral Roberts	12-4-22
3FG Made	N/A		
3FG Att.	N/A		
FT Made	1	at Little Rock	11-20-22
FT Att.	1	at Little Rock	11-20-22
Off. Reb.	1	vs. Troy	12-1-22
Def. Reb.	1	vs. Kent State	11-17-22
Rebounds	1	vs. Troy	12-1-22*
Assists	1	at Little Rock	11-20-22
Blocks	N/A		
Steals	1	vs. SFA	3-20-23*
Minutes	6	vs. Troy	12-1-22*

SEC HIGHS

Points	N/A		
FG Made	N/A		
FG Att.	N/A		
3FG Made	N/A		
3FG Att.	N/A		
FT Made	N/A		
FT Att.	N/A		
Off. Reb.	N/A		
Def. Reb.	N/A		
Rebounds	N/A		
Assists	N/A		
Blocks	N/A		
Steals	N/A		
Minutes	2	vs. Florida	1-5-23

NOTABLES

Stat	22-23	Career
Double Figure Pts	-	-
Double Figure Rebs	-	-
Double-Doubles	-	-
5 + Assists	-	-
5 + Blocks	-	-
5 + Steals	-	-
Led Team in Pts	-	-
Led Team in Reb	-	-
20 + Points	-	-
30+ Points	-	-

* Most Recent

GAME NOTES

- Appeared in 10 games as a true freshman, last against SFA in WNIT where she had a steal
- Scored first collegiate point at Little Rock where she had a free throw in six minutes played
- Lone member of the fall 2021 signing class
- Recognized as a 2022 McDonald's All-American nominee
- Tabbed a four-time Oklahoman's Super 5 Honorable Mention choice
- As a senior at Mustang, averaged 12.3 points, 4.3 rebounds and 3.1 assists per game
- Only needed two years to eclipse 1,000 points, doing so as a sophomore

WHO IS KARLEY JOHNSON?

- One of eight children
- Hidden talent: can juggle
- Favorite TV show: Criminal Minds
- Pregame ritual: puts everything on left to right
- Has English bulldogs named Roxie and Gus and a cat named Toast

#20 JOHNSON, Karley

Opponent	Date	GS	MIN	Total		3-Pointers		Free throws		Rebounds				PF	A	TO	BLK	STL	PTS	AVG
				FG-FGA	PCT	3FG-3FGA	PCT	FT-FTA	PCT	OFF	DEF	TOT	AVG							
Central Ark.	11/11/2022		02:37	0-0	.000	0-0	.000	0-0	.000	0	0	0	0.0	0	0	0	0	1	0	0.0
Kent St.	11/17/2022		02:33	0-0	.000	0-0	.000	0-0	.000	0	1	1	0.5	0	0	0	0	0	0	0.0
at Little Rock	11/20/2022		06:19	0-0	.000	0-0	.000	1-2	.500	0	0	0	0.3	0	1	0	0	1	1	0.3
vs Kansas St.	11/26/2022		00:47	0-0	.000	0-0	.000	0-0	.000	0	0	0	0.3	0	0	0	0	0	0	0.3
Troy	12/01/2022		05:38	0-0	.000	0-0	.000	0-0	.000	1	0	1	0.4	0	0	0	0	0	0	0.2
Oral Roberts	12/04/2022		02:43	0-1	.000	0-0	.000	0-0	.000	0	0	0	0.3	0	0	0	0	0	0	0.2
Florida	01/05/2023		01:50	0-0	.000	0-0	.000	0-0	.000	0	0	0	0.3	1	0	0	0	0	0	0.1
Missouri	02/12/2023		01:25	0-0	.000	0-0	.000	0-0	.000	0	0	0	0.3	0	0	0	0	0	0	0.1
Louisiana Tech	03/16/2023		01:24	0-0	.000	0-0	.000	0-0	.000	0	0	0	0.2	0	0	0	0	0	0	0.1
SFA	03/20/2023		01:08	0-0	.000	0-0	.000	0-0	.000	0	0	0	0.2	0	0	0	0	1	0	0.1
Totals			0 26:24	0-1	.000	0-0	.000	1-2	.500	1	1	2	0.2	1	1	0	0	3	1	0.1

Player Averages

Games Played	Minutes/game	Points/game	FG Pct	3FG Pct	FT Pct	Rebounds/game	Assists/game	Turnovers/game	Assist/Turnover ratio	Steals/game	Blocks/game
10	2.6	0.1	0.0	0.0	50.0	0.2	0.1	0.0	1.0	0.3	0.0

CAREER STATISTICS

				Field Goals		3-Point		F-Throws		Rebounds									Scoring	
SEASON	TEAM	GP-GS	MIN/AVG	FG-FGA	FG%	3FG-3FGA	3FG%	FT-FTA	FT%	OFF	DEF	TOT	AVG	PF-FO	A	TO	BLK	STL	PTS	AVG
2022-23	Ark	10-0	26/2.6	0-1	.000	0-0	.000	1-2	.500	1	1	2	0.2	1-0	1	0	0	3	1	0.1
TOTAL		10-0	26/2.6	0-1	.000	0-0	.000	1-2	.500	1	1	2	0.2	1-0	1	0	0	3	1	0.1



21 Loren Lindsey | Fr. | 5-11 | G | Fayetteville, Ark. (Fayetteville HS)

LINDSEY BENCHMARK STATS

2022-23 SEASON HIGHS	Points	N/A
	FG Made	N/A
	FG Att.	N/A
	3FG Made	N/A
	3FG Att.	N/A
	FT Made	N/A
	FT Att.	N/A
	Off. Reb.	N/A
	Def. Reb.	1 vs. LA Tech 3-16-23
	Rebounds	1 vs. LA Tech 3-16-23
	Assists	N/A
	Blocks	N/A
	Steals	N/A
	Minutes	5 at Little Rock 11-20-22

CAREER HIGHS	Points	N/A
	FG Made	N/A
	FG Att.	N/A
	3FG Made	N/A
	3FG Att.	N/A
	FT Made	N/A
	FT Att.	N/A
	Off. Reb.	N/A
	Def. Reb.	1 vs. LA Tech 3-16-23
	Rebounds	1 vs. LA Tech 3-16-23
	Assists	N/A
	Blocks	N/A
	Steals	N/A
	Minutes	5 at Little Rock 11-20-22

SEC HIGHS	Points	N/A
	FG Made	N/A
	FG Att.	N/A
	3FG Made	N/A
	3FG Att.	N/A
	FT Made	N/A
	FT Att.	N/A
	Off. Reb.	N/A
	Def. Reb.	N/A
	Rebounds	N/A
	Assists	N/A
	Blocks	N/A
	Steals	N/A
	Minutes	2 vs. Florida 1-5-23

NOTABLES	Stat	22-23	Career
	Double Figure Pts	-	-
	Double Figure Rebs	-	-
	Double-Doubles	-	-
	5 + Assists	-	-
	5 + Blocks	-	-
	5 + Steals	-	-
	Led Team in Pts	-	-
	Led Team in Reb	-	-
	20 + Points	-	-
	30+ Points	-	-

* Most Recent

GAME NOTES

- Appeared in nine games this season, including in two Postseason WNIT games
- Played season-high five minutes at Little Rock
- One of two freshmen on the team
- Talented player out of Fayetteville High School, coming to Arkansas as a walk-on
- Tabbed to All-Conference 6A West All-Defensive Team
- Northwest Arkansas Democrat Gazette Player of the Week (Feb. 2, 2022)

WHO IS LOREN LINDSEY?

- Finance major
- Grew up in Northwest Arkansas so it was always a dream to play for the Razorbacks, especially with her granddad, dad, uncle and cousins all playing football here
- Favorite pair of shoes she owns is her Jordans
- Favorite food is hibachi and best restaurant in Fayetteville is Kobe
- Favorite movie: Hoosiers

#21 LINDSEY, Loren

Opponent	Date	GS	MIN	Total		3-Pointers		Free throws		Rebounds				PF	A	TO	BLK	STL	PTS	AVG
				FG-FGA	PCT	3FG-3FGA	PCT	FT-FTA	PCT	OFF	DEF	TOT	AVG							
Central Ark.	11/11/2022		01:11	0-0	.000	0-0	.000	0-0	.000	0	0	0	0.0	0	0	0	0	0	0	0.0
at Little Rock	11/20/2022		04:56	0-0	.000	0-0	.000	0-0	.000	0	0	0	0.0	0	0	0	0	0	0	0.0
vs Kansas St.	11/26/2022		00:47	0-0	.000	0-0	.000	0-0	.000	0	0	0	0.0	0	0	0	0	0	0	0.0
Troy	12/01/2022		02:13	0-0	.000	0-0	.000	0-0	.000	0	0	0	0.0	0	0	0	0	0	0	0.0
Oral Roberts	12/04/2022		02:06	0-0	.000	0-0	.000	0-0	.000	0	0	0	0.0	0	0	0	0	0	0	0.0
Florida	01/05/2023		01:38	0-0	.000	0-0	.000	0-0	.000	0	0	0	0.0	0	0	0	0	0	0	0.0
Missouri	02/12/2023		01:25	0-0	.000	0-0	.000	0-0	.000	0	0	0	0.0	0	0	0	0	0	0	0.0
Louisiana Tech	03/16/2023		01:24	0-0	.000	0-0	.000	0-0	.000	0	1	1	0.1	0	0	0	0	0	0	0.0
SFA	03/20/2023		01:08	0-0	.000	0-0	.000	0-0	.000	0	0	0	0.1	0	0	0	0	0	0	0.0
Totals			0 16:48	0-0	.000	0-0	.000	0-0	.000	0	1	1	0.1	0	0	0	0	0	0	0.0

Player Averages

Games Played	Minutes/ game	Points/ game	FG Pct	3FG Pct	FT Pct	Rebounds/ game	Assists/ game	Turnovers/ game	Assist/Turnover ratio	Steals/ game	Blocks/ game
9	1.9	0.0	0.0	0.0	0.0	0.1	0.0	0.0	0.0	0.0	0.0

CAREER STATISTICS

				Field Goals		3-Point		F-Throws		Rebounds									Scoring	
SEASON	TEAM	GP-GS	MIN/AVG	FG-FGA	FG%	3FG-3FGA	3FG%	FT-FTA	FT%	OFF	DEF	TOT	AVG	PF-FO	A	TO	BLK	STL	PTS	AVG
2022-23	Ark	9-0	17/1.9	0-0	.000	0-0	.000	0-0	.000	0	1	1	0.1	0-0	0	0	0	0	0	0.0
TOTAL		9-0	17/1.9	0-0	.000	0-0	.000	0-0	.000	0	1	1	0.1	0-0	0	0	0	0	0	0.0



22 Avery Hughes | Sr. | 5-7 | G | Bentonville, Ark. (Bentonville HS)

HUGHES BENCHMARK STATS

2022-23 SEASON HIGHS

Points	4	vs. Troy	12-1-22
FG Made	1	vs. Troy	12-1-22
FG Att.	2	vs. SFA	3-20-23*
3FG Made	N/A		
3FG Att.	N/A		
FT Made	2	vs. Florida	1-5-22*
FT Att.	4	vs. Florida	1-5-22
Off. Reb.	N/A		
Def. Reb.	N/A		
Rebounds	N/A		
Assists	1	vs. Kent State	11-17-22
Blocks	N/A		
Steals	N/A		
Minutes	5	at Little Rock	11-20-22

CAREER HIGHS

Points	6	vs. UAPB	12-21-20*
FG Made	2	vs. UAPB	12-21-20*
FG Att.	4	vs. Tulsa	12-11-19
3FG Made	2	vs. UAPB	12-21-20*
3FG Att.	3	vs. Tulsa	12-11-19
FT Made	2	vs. Troy	12-1-22*
FT Att.	2	vs. Oral Roberts	12-4-22*
Off. Reb.	N/A		
Def. Reb.	1	vs. Kentucky	2-20-22*
Rebounds	1	vs. Kentucky	2-20-22*
Assists	2	vs. UAPB	12-21-20*
Blocks	N/A		
Steals	1	vs. ULM	12-3-20*
Minutes	10	vs. UAPB	12-21-20*

SEC HIGHS

Points	3	vs. Alabama	2-28-21
FG Made	1	at Ole Miss	2-16-20
FG Att.	1	vs. LSU	1-27-22*
3FG Made	N/A		
3FG Att.	1	vs. LSU	1-27-22*
FT Made	3	vs. Alabama	2-28-21
FT Att.	3	vs. Alabama	2-28-21
Off. Reb.	N/A		
Def. Reb.	1	vs. Kentucky	2-20-22
Rebounds	1	vs. Kentucky	2-20-22
Assists	N/A		
Blocks	N/A		
Steals	N/A		
Minutes	4	at Vanderbilt	1-19-20

NOTABLES

Stat	19-20	20-21	21-22	22-23	Career
Double Figure Pts	-	-	-	-	-
Double Figure Rebs	-	-	-	-	-
Double-Doubles	-	-	-	-	-
5 + Assists	-	-	-	-	-
5 + Blocks	-	-	-	-	-
5 + Steals	-	-	-	-	-
Led Team in Pts	-	-	-	-	-
Led Team in Reb	-	-	-	-	-
20 + Points	-	-	-	-	-
30+ Points	-	-	-	-	-

* Most Recent

GAME NOTES

- Logged two minutes and had two shot attempts vs. SFA in WNIT Second Round for 14th appearance
- Played 22 seconds on her Senior Day after playing as No. 22 for four seasons
- Logged two points against Florida, gathering her points at the free throw line
- Former walk-on who earned a scholarship prior to the 2021-22 season
- Dropped a career-best six points on UAPB, hitting two threes in 2020-21
- Finished career as Bentonville's second leading scorer and set single game records for points (34) and free throws (20-for-22)
- Honors include All-Arkansas Second-Team, All-Northwest Arkansas First-Team, Gatorade Player of the Week, two KURM Dream Team selections and team captain honors as a senior

WHO IS AVERY HUGHES?

- Nursing major
- Her proudest accomplishment is earning a scholarship as a walk-on
- Mother played basketball at Arkansas State
- Ran track and was a two-time state champion
- Calls the Arkansas faithful the best fans in the world
- Loves playing for Coach Neighbors because he lets the team make decisions for themselves, which helps her grow into the person she wants to be

#22 HUGHES, Avery


Opponent	Date	GS	MIN	Total		3-Pointers		Free throws		Rebounds		PF	A	TO	BLK	STL	PTS	AVG
				FG-FGA	PCT	3FG-3FGA	PCT	FT-FTA	PCT	OFF	DEF							
Kent St.	11/17/2022		03:17	0-2	.000	0-0	.000	0-0	.000	0	0	0	0	0	0	0	0	0.0
at Little Rock	11/20/2022		05:04	0-1	.000	0-0	.000	2-2	1.000	0	0	0	0	0	0	2	0	1.0
vs Kansas St.	11/26/2022		00:47	0-0	.000	0-0	.000	0-0	.000	0	0	0	0	0	0	1	0	0.7
Troy	12/01/2022		03:22	1-1	1.000	0-0	.000	2-2	1.000	0	0	0	0	0	0	0	4	1.5
Oral Roberts	12/04/2022		03:52	0-0	.000	0-0	.000	1-2	.500	0	0	0	0	0	0	0	1	1.4
LSU	12/29/2022		02:31	0-0	.000	0-0	.000	0-0	.000	0	0	0	0	0	0	0	0	1.2
at Kentucky	01/01/2023		00:40	0-0	.000	0-0	.000	0-0	.000	0	0	0	0	0	0	0	1	1.0
Florida	01/05/2023		02:43	0-0	.000	0-0	.000	2-4	.500	0	0	0	0	0	0	0	2	1.1
at Auburn	02/05/2023		00:08	0-0	.000	0-0	.000	0-0	.000	0	0	0	0	0	0	0	0	1.0
Missouri	02/12/2023		02:08	0-0	.000	0-0	.000	0-0	.000	0	0	0	0	0	0	1	0	0.9
Tennessee	02/16/2023		00:21	0-0	.000	0-0	.000	0-0	.000	0	0	0	0	0	0	0	0	0.8
Texas A&M	02/26/2023		00:22	0-0	.000	0-0	.000	0-0	.000	0	0	0	0	0	0	0	0	0.8
Louisiana Tech	03/16/2023		02:01	0-0	.000	0-0	.000	0-0	.000	0	0	0	0	0	0	1	0	0.7
SFA	03/20/2023		02:06	0-2	.000	0-0	.000	0-0	.000	0	0	0	0	0	0	0	0	0.6
Totals		0	29:22	1-6	.167	0-0	.000	7-10	.700	0	0	0	0	0	0	5	1	0.6

Player Averages

Games Played	Minutes/game	Points/game	FG Pct	3FG Pct	FT Pct	Rebounds/game	Assists/game	Turnovers/game	Assist/Turnover ratio	Steals/game	Blocks/game
14	2.1	0.6	16.7	0.0	70.0	0.0	0.1	0.3	0.3	0.0	0.0

CAREER STATISTICS

				Field Goals		3-Point		F-Throws		Rebounds										Scoring	
SEASON	TEAM	GP-GS	MIN/AVG	FG-FGA	FG%	3FG-3FGA	3FG%	FT-FTA	FT%	OFF	DEF	TOT	AVG	PF-FO	A	TO	BLK	STL	PTS	AVG	
2019-20	Ark	14-0	50/3.6	8-16	.500	3-9	.333	1-1	1.000	0	0	0	0.0	8-0	2	8	0	0	20	1.4	
2020-21	Ark	7-0	45/6.4	3-7	.429	3-6	.500	3-3	1.000	0	2	2	0.3	2-0	5	3	0	2	12	1.7	
2021-22	Ark	14-0	38/2.7	0-4	.000	0-2	.000	1-2	.500	0	2	2	0.1	3-0	2	2	0	1	1	0.1	
2022-23	Ark	14-0	29/2.1	1-6	.167	0-0	.000	7-10	.700	0	0	0	0.0	5-0	1	4	0	0	9	0.6	
TOTAL		49-0	163/3.3	12-33	.364	6-17	.353	12-16	.750	0	4	4	0.1	18-0	10	17	0	3	42	0.9	



24 Jersey Wolfenbarger | So. | 6-5 | G/F | Fort Smith, Ark. (Northside HS)

WOLFENBARGER BENCHMARK STATS

Points	15	vs. A-State	12-11-22
FG Made	4	vs. Texas A&M	2-26-23*
FG Att.	9	vs. Lamar	12-8-22
3FG Made	3	vs. Troy	12-1-22
3FG Att.	5	vs. Troy	12-1-22
FT Made	5	vs. A-State	12-11-22*
FT Att.	6	vs. SFA	3-20-23*
Off. Reb.	4	at UAPB	11-7-22
Def. Reb.	9	vs. Oral Roberts	12-4-22
Rebounds	12	vs. Oral Roberts	12-4-22
Assists	2	vs. Texas Tech	3-24-23
Blocks	4	vs. Oral Roberts	12-4-22
Steals	2	vs. Lamar	12-8-22
Minutes	36	vs. A-State	12-11-22

Points	16	vs. UCA	12-18-21*
FG Made	7	vs. UCA	12-18-21
FG Att.	14	vs. #25 Georgia	2-24-22
3FG Made	3	vs. Troy	12-1-22*
3FG Att.	11	at #7 Tennessee	1-31-22
FT Made	5	vs. A-State	12-11-22*
FT Att.	6	vs. SFA	3-20-23*
Off. Reb.	4	at UAPB	11-7-22*
Def. Reb.	9	vs. Oral Roberts	12-4-22
Rebounds	12	vs. Oral Roberts	12-4-22
Assists	4	vs. #12 LSU	1-27-22
Blocks	4	vs. Oral Roberts	12-4-22
Steals	3	vs. Missouri	3-3-22*
Minutes	36	vs. A-State	12-11-21

Points	13	at Miss. State	2-27-22
FG Made	6	at Miss. State	2-27-22*
FG Att.	14	vs. #25 Georgia	2-24-22
3FG Made	3	at #7 Tennessee	1-31-22*
3FG Att.	11	at #7 Tennessee	1-31-22
FT Made	3	vs. Missouri	3-3-22*
FT Att.	6	at Florida	2-17-22
Off. Reb.	3	vs. #9/9 LSU	12-29-22*
Def. Reb.	8	at Missouri	2-13-22
Rebounds	11	at Missouri	2-13-22
Assists	4	vs. #12 LSU	1-27-22
Blocks	3	vs. #1 SC	3-4-22
Steals	3	vs. Missouri	3-3-22*
Minutes	30	at Missouri	2-13-22

Stat	21-22	22-23	Career
Double Figure Pts	12	2	14
Double Figure Rebs	2	1	3
Double-Doubles	2	-	2
5+ Assists	-	-	-
5+ Blocks	-	-	-
5+ Steals	-	-	-
Led Team in Pts	-	-	-
Led Team in Reb	4	2	6
20+ Points	-	-	-
30+ Points	-	-	-

* Most Recent

GAME NOTES

- Averaging 7.0 points and 2.3 rebounds/gm across 17.3 minutes/gm in Postseason WNIT contests
- Finished the year with five points and three boards at Kansas in the Postseason WNIT Great 8
- Started three games, averaging 9.3 points, 8.0 rebounds & 2.7 blocks per game through that stretch
- Tabbed to the SEC All-Freshman team in 2022
- Registered back-to-back double-doubles (at Missouri, 12p-11r and at Texas A&M, 12p-10r)
- Averaged 7.5 points, 4.3 rebounds, 1.1 assists and 0.9 blocks per game in her first season
- No. 7 overall recruit and No. 1 wing player in the ESPN HoopGurlz 2021 recruiting rankings at the time of her signing and a consensus five-star player out of Northside High School
- One of five finalists for the Jersey Mike's Naismith High School Player of the Year Award
- Arkansas' Gatorade Player of the year in 2020 and 2021

WHO IS JERSEY WOLFENBARGER?

- Started playing when she was 5 at a local rec team in Missouri and her parents coached her
- Grew 13 inches from the time she was offered by Mike Neighbors to when she stepped foot on campus
- Most proud accomplishments in basketball are playing for Team USA at the Fiba World Championship and being a Razorback
- Her favorite thing about last season was Coach Todd saying his favorite thing about freshmen is they become sophomores
- Chose Arkansas because of the genuine coaching staff and to play for one of the best fanbases in the SEC
- Loves all thing natural like hiking, swimming and anything outdoors

#24 WOLFENBARGER, Jersey

Opponent	Date	GS	MIN	Total		3-Pointers		Free throws		Rebounds				PF	A	TO	BLK	STL	PTS	AVG	
				FG-FGA	PCT	3FG-3FGA	PCT	FT-FTA	PCT	OFF	DEF	TOT	AVG								
at Ark.-Pine Bluff	11/07/2022		20:37	2-7	.286	0-0	.000	3-4	.750	4	3	7	7.0	1	0	2	0	1	7	7.0	
Central Ark.	11/11/2022		20:20	2-6	.333	1-3	.333	0-1	.000	0	1	1	4.0	2	0	0	0	0	5	6.0	
Tulsa	11/14/2022		10:31	1-3	.333	0-2	.000	0-0	.000	0	0	0	2.7	2	0	0	0	0	2	4.7	
Kent St.	11/17/2022		18:13	2-6	.333	0-2	.000	0-0	.000	1	5	6	3.5	1	0	0	0	1	4	4.5	
at Little Rock	11/20/2022		17:05	2-6	.333	1-2	.500	1-2	.500	1	4	5	3.8	1	1	0	0	0	6	4.8	
vs Northern Ariz.	11/24/2022		10:44	1-4	.250	0-2	.000	0-1	.000	1	3	4	3.8	1	0	0	0	0	2	4.3	
vs Clemson	11/25/2022		10:51	0-2	.000	0-2	.000	1-2	.500	1	3	4	3.9	1	1	2	0	0	1	3.9	
vs Kansas St.	11/26/2022		10:33	0-2	.000	0-1	.000	1-2	.500	0	2	2	3.6	2	0	0	0	0	1	3.5	
Troy	12/01/2022		20:46	4-7	.571	3-5	.600	0-2	.000	2	1	3	3.6	1	0	0	2	1	11	4.3	
Oral Roberts	12/04/2022	*	32:30	2-5	.400	0-2	.000	5-5	1.000	3	9	12	4.4	1	1	2	4	0	9	4.8	
Lamar University	12/08/2022	*	32:20	2-9	.222	0-3	.000	0-0	.000	3	3	6	4.5	1	0	1	3	2	4	4.7	
Arkansas St.	12/11/2022	*	35:49	4-8	.500	2-3	.667	5-6	.833	2	4	6	4.7	2	0	1	1	0	15	5.6	
at Creighton	12/17/2022		14:51	0-1	.000	0-1	.000	0-0	.000	1	2	3	4.5	1	0	0	0	0	0	5.2	
LSU	12/29/2022		24:09	0-4	.000	0-1	.000	1-2	.500	3	3	6	4.6	1	0	2	2	1	1	4.9	
at Kentucky	01/01/2023		14:55	2-5	.400	0-0	.000	0-0	.000	0	3	3	4.5	2	0	2	0	0	4	4.8	
Florida	01/05/2023		17:47	3-5	.600	0-1	.000	2-2	1.000	1	6	7	4.7	3	1	1	1	1	8	5.0	
at Missouri	01/08/2023		12:47	1-3	.333	0-1	.000	0-0	.000	1	2	3	4.6	0	0	0	1	0	2	4.8	
Vanderbilt	01/16/2023		09:35	0-0	.000	0-0	.000	0-0	.000	0	1	1	4.4	1	1	0	0	0	0	4.6	
at LSU	01/19/2023		12:47	2-3	.667	0-0	.000	0-0	.000	1	2	3	4.3	3	0	1	0	0	4	4.5	
at South Carolina	01/22/2023		19:13	1-4	.250	0-2	.000	0-0	.000	0	3	3	4.3	1	1	2	2	0	2	4.4	
Alabama	01/26/2023		07:44	0-0	.000	0-0	.000	0-0	.000	0	0	0	4.0	0	0	0	0	0	0	4.2	
Ole Miss	01/29/2023		03:05	0-0	.000	0-0	.000	0-0	.000	0	1	1	3.9	1	0	2	0	0	0	4.0	
at Auburn	02/05/2023		08:11	1-1	1.000	0-0	.000	2-2	1.000	1	1	2	3.8	2	0	0	0	0	4	4.0	
at Vanderbilt	02/09/2023		06:56	0-2	.000	0-2	.000	0-0	.000	0	0	0	3.7	0	0	0	0	0	0	3.8	
Missouri	02/12/2023		18:20	1-1	1.000	0-0	.000	1-1	1.000	0	1	1	3.6	0	0	0	1	0	3	3.8	
Tennessee	02/16/2023		20:35	2-5	.400	0-2	.000	0-0	.000	2	3	5	3.6	1	0	0	0	0	4	3.8	
at Georgia	02/19/2023		11:39	0-2	.000	0-1	.000	0-0	.000	0	2	2	3.6	0	1	1	0	0	0	3.7	
at Mississippi St.	02/23/2023		19:15	0-2	.000	0-2	.000	0-2	.000	2	4	6	3.6	1	0	0	0	0	0	3.5	
Texas A&M	02/26/2023		16:50	4-7	.571	1-3	.333	0-0	.000	1	2	3	3.6	1	0	0	0	1	9	3.7	
vs Missouri	03/02/2023		03:04	0-0	.000	0-0	.000	0-0	.000	0	0	0	3.5	2	0	0	0	0	0	3.6	
vs South Carolina	03/03/2023		15:48	1-3	.333	0-2	.000	0-0	.000	0	1	1	3.4	1	0	0	1	0	2	3.5	
Louisiana Tech	03/16/2023		15:16	2-3	.667	0-0	.000	2-2	1.000	1	2	3	3.4	0	0	0	2	0	6	3.6	
SFA	03/20/2023		18:11	2-3	.667	1-1	1.000	4-6	.667	1	1	2	3.4	2	0	0	3	1	9	3.8	
Texas Tech	03/24/2023		13:39	3-5	.600	1-3	.333	1-2	.500	1	0	1	3.3	2	2	0	0	1	8	3.9	
at Kansas	03/26/2023		22:05	1-4	.250	0-1	.000	3-4	.750	1	2	3	3.3	1	0	1	0	0	5	3.9	
Totals			3	567:00	48-128	.375	10-50	.200	32-48	.667	35	80	115	3.3	42	9	20	23	10	138	3.5

Player Averages

Games Played	Minutes/game	Points/game	FG Pct	3FG Pct	FT Pct	Rebounds/game	Assists/game	Turnovers/game	Assist/Turnover ratio	Steals/game	Blocks/game
35	16.2	3.9	37.5	20.0	66.7	3.3	0.3	0.6	0.5	0.3	0.7

CAREER STATISTICS

SEASON	TEAM	GP-GS	MIN/AVG	Field Goals		3-Point		F-Throws		Rebounds				Scoring						
				FG-FGA	FG%	3FG-3FGA	3FG%	FT-FTA	FT%	OFF	DEF	TOT	AVG	PF-FO	A	TO	BLK	STL	PTS	AVG
2021-22	Ark	30-23	666/22.2	87-215	.405	17-70	.243	34-71	.479	37	93	130	4.3	76-2	32	37	27	21	225	7.5
2022-23	Ark	35-3	567/16.2	48-128	.375	10-50	.200	32-48	.667	35	80	115	3.3	42-0	9	20	23	10	138	3.9
TOTAL		65-26	1233/19.0	135-343	.394	27-120	.225	66-119	.555	72	173	245	3.8	118-2	41	57	50	31	363	5.6



30 Maryam Dauda | R-Fr. | 6-4 | F | Bentonville, Ark. (Bentonville HS)

DAUDA BENCHMARK STATS			
Points	11	at #3/4 LSU	1-19-23*
FG Made	5	at #3/4 LSU	1-19-23*
FG Att.	11	vs. Oral Roberts	12-4-22
3FG Made	1	at #3/4 LSU	1-19-23*
3FG Att.	4	at #1/1 SC	1-22-23*
FT Made	3	vs. A-State	12-11-22
FT Att.	4	vs. A-State	12-11-22*
Off. Reb.	6	vs. A-State	12-11-22
Def. Reb.	7	vs. Troy	12-1-22
Rebounds	8	vs. A-State	12-11-22*
Assists	3	vs. Missouri	3-2-23*
Blocks	2	vs. Missouri	3-2-23*
Steals	2	vs. Lamar	12-8-22
Minutes	22	vs. A-State	12-11-22*

2021-22 SEASON HIGHS			
Points	11	vs. A-State	12-11-22
FG Made	5	vs. Oral Roberts	12-4-22
FG Att.	11	vs. Oral Roberts	12-4-22
3FG Made	1	vs. #9/9 LSU	12-29-22*
3FG Att.	3	vs. Oral Roberts	12-4-22
FT Made	3	vs. A-State	12-11-22
FT Att.	4	vs. A-State	12-11-22*
Off. Reb.	6	vs. A-State	12-11-22
Def. Reb.	7	vs. Troy	12-1-22
Rebounds	8	vs. A-State	12-11-22*
Assists	3	vs. Missouri	3-2-23*
Blocks	2	vs. Missouri	3-2-23*
Steals	2	vs. Lamar	12-8-22
Minutes	22	vs. A-State	12-11-22*

CAREER HIGHS			
Points	11	at #3/4 LSU	1-19-23
FG Made	5	at # 3/4 LSU	1-19-23
FG Att.	8	at #1/1 SC	1-22-23
3FG Made	1	at #3/4 LSU	1-19-23*
3FG Att.	4	at #1/1 SC	1-22-23
FT Made	2	vs. Missouri	3-2-23*
FT Att.	2	vs. Missouri	3-2-23*
Off. Reb.	5	vs. Missouri	3-2-23
Def. Reb.	3	at Miss. State	2-23-23
Rebounds	6	at Miss. State	2-23-23
Assists	3	vs. Missouri	3-2-23*
Blocks	2	vs. Missouri	3-2-23*
Steals	1	vs. No. 1/1 SC	3-3-23*
Minutes	18	vs. Missouri	3-2-23

SEC HIGHS			
Points	11	at #3/4 LSU	1-19-23
FG Made	5	at # 3/4 LSU	1-19-23
FG Att.	8	at #1/1 SC	1-22-23
3FG Made	1	at #3/4 LSU	1-19-23*
3FG Att.	4	at #1/1 SC	1-22-23
FT Made	2	vs. Missouri	3-2-23*
FT Att.	2	vs. Missouri	3-2-23*
Off. Reb.	5	vs. Missouri	3-2-23
Def. Reb.	3	at Miss. State	2-23-23
Rebounds	6	at Miss. State	2-23-23
Assists	3	vs. Missouri	3-2-23*
Blocks	2	vs. Missouri	3-2-23*
Steals	1	vs. No. 1/1 SC	3-3-23*
Minutes	18	vs. Missouri	3-2-23

NOTABLES			
Stat	21-22	22-23	Career
Double Figure Pts	-	4	4
Double Figure Rebs	-	-	-
Double-Doubles	-	-	-
5 + Assists	-	-	-
5 + Blocks	-	-	-
5 + Steals	-	-	-
Led Team in Pts	-	-	-
Led Team in Reb	-	-	-
20 + Points	-	-	-
30+ Points	-	-	-

* Most Recent

GAME NOTES

- Played four minutes and had a +/- of 7 to lead the team at Kansas in the Postseason WNIT Great 8
- Recorded eight points off 3-of-3 shooting vs. Louisiana Tech in the Postseason WNIT First Round
- Played her most efficient game of the year at No. 3/4 LSU, matching career-high 11 points with four rebounds (three offensive), two assists and two blocks in 13 minutes
- Sat out during the 2021-22 season, recovering from ACL injury
- The 13th ranked player and top ranked post player in the ESPN HoopGurlz 2021 recruiting rankings at the time of her signing
- Consensus five star recruit out of Bentonville High School
- McDonald's All-American in 2021
- Naismith High School Player of the Year Semifinalist following her senior season

WHO IS MARYAM DAUDA?

- Majoring in international business
- Born in Nigeria and moved to the U.S. when she was 12
- Father played professional basketball in Belgium
- Favorite pair of shoes: Air Jordan 11 'Cool Grey'
- Favorite TV show: Gilmore Girls

#30 DAUDA, Maryam

Opponent	Date	GS	MIN	Total		3-Pointers		Free throws		Rebounds				PF	A	TO	BLK	STL	PTS	AVG	
				FG-FGA	PCT	3FG-3FGA	PCT	FT-FTA	PCT	OFF	DEF	TOT	AVG								
at Ark.-Pine Bluff	11/07/2022		14:30	1-3	.333	0-0	.000	2-4	.500	2	1	3	3.0	4	1	1	1	1	4	4.0	
Central Ark.	11/11/2022		17:06	4-6	.667	0-0	.000	2-3	.667	3	2	5	4.0	3	0	2	1	1	10	7.0	
Tulsa	11/14/2022		09:28	1-2	.500	1-2	.500	0-0	.000	2	1	3	3.7	1	0	2	0	0	3	5.7	
Kent St.	11/17/2022		18:58	2-5	.400	0-0	.000	2-4	.500	2	3	5	4.0	3	1	2	0	0	6	5.8	
at Little Rock	11/20/2022		14:55	3-5	.600	1-1	1.000	0-0	.000	1	3	4	4.0	4	2	2	1	1	7	6.0	
vs Northern Ariz.	11/24/2022		16:23	2-3	.667	0-1	.000	1-2	.500	2	2	4	4.0	1	1	2	3	0	5	5.8	
vs Clemson	11/25/2022		14:27	0-2	.000	0-0	.000	0-0	.000	2	1	3	3.9	0	0	0	0	0	0	5.0	
vs Kansas St.	11/26/2022		11:16	1-2	.500	1-1	1.000	2-2	1.000	2	2	4	3.9	2	0	2	0	0	5	5.0	
Troy	12/01/2022		20:50	0-6	.000	0-1	.000	0-0	.000	0	7	7	4.2	4	0	1	0	0	0	4.4	
Oral Roberts	12/04/2022		22:08	5-11	.455	0-3	.000	0-0	.000	3	5	8	4.6	3	1	0	2	0	10	5.0	
Lamar University	12/08/2022		06:09	1-1	1.000	0-0	.000	0-0	.000	0	0	0	4.2	1	0	2	0	2	2	4.7	
Arkansas St.	12/11/2022		21:35	4-10	.400	0-0	.000	3-4	.750	6	2	8	4.5	1	1	2	0	1	11	5.3	
at Creighton	12/17/2022		10:25	1-2	.500	1-2	.500	1-2	.500	0	1	1	4.2	1	1	3	0	0	4	5.2	
vs Oregon	12/20/2022		11:49	3-7	.429	0-0	.000	0-0	.000	1	0	1	4.0	3	1	0	2	0	6	5.2	
vs South Fla.	12/21/2022		05:33	1-1	1.000	0-0	.000	0-0	.000	0	0	0	3.7	4	1	3	2	0	2	5.0	
LSU	12/29/2022		16:22	1-6	.167	1-2	.500	0-0	.000	1	1	2	3.6	2	0	1	0	1	3	4.9	
at Kentucky	01/01/2023		10:43	1-1	1.000	0-0	.000	0-0	.000	1	2	3	3.6	1	1	0	2	0	2	4.7	
Florida	01/05/2023		15:20	0-3	.000	0-1	.000	0-0	.000	0	1	1	3.4	2	3	0	0	0	0	4.4	
at Missouri	01/08/2023		03:19	0-1	.000	0-0	.000	0-0	.000	1	0	1	3.3	1	0	2	0	0	0	4.2	
Vanderbilt	01/16/2023		05:31	1-1	1.000	0-0	.000	0-0	.000	1	0	1	3.2	1	0	1	1	0	2	4.1	
at LSU	01/19/2023		12:57	5-7	.714	1-3	.333	0-0	.000	3	1	4	3.2	2	2	2	2	0	11	4.4	
at South Carolina	01/22/2023		19:02	2-8	.250	0-4	.000	1-1	1.000	0	2	2	3.2	2	0	1	2	0	5	4.5	
Alabama	01/26/2023		06:02	1-3	.333	0-1	.000	1-1	1.000	0	0	0	3.0	0	0	0	0	1	3	4.4	
Ole Miss	01/29/2023		02:18	0-0	.000	0-0	.000	2-2	1.000	0	0	0	2.9	0	0	2	0	0	2	4.3	
at Auburn	02/05/2023		01:30	0-0	.000	0-0	.000	0-0	.000	0	0	0	2.8	2	0	2	0	0	0	4.1	
Missouri	02/12/2023		02:08	0-0	.000	0-0	.000	0-0	.000	0	0	0	2.7	1	0	0	0	0	0	4.0	
Tennessee	02/16/2023		01:40	0-1	.000	0-0	.000	0-0	.000	1	1	2	2.7	1	0	0	0	0	0	3.8	
at Mississippi St.	02/23/2023		14:50	2-5	.400	0-1	.000	0-0	.000	3	3	6	2.8	4	0	2	1	0	4	3.8	
Texas A&M	02/26/2023		04:14	0-0	.000	0-0	.000	2-2	1.000	0	0	0	2.7	2	0	0	0	0	2	3.8	
vs Missouri	03/02/2023		17:52	0-2	.000	0-0	.000	2-2	1.000	5	0	5	2.8	1	3	3	2	0	2	3.7	
vs South Carolina	03/03/2023		08:58	1-2	.500	0-1	.000	0-0	.000	1	0	1	2.7	2	2	0	0	1	2	3.6	
Louisiana Tech	03/16/2023		09:18	3-3	1.000	0-0	.000	2-2	1.000	1	1	2	2.7	1	0	1	0	1	8	3.8	
SFA	03/20/2023		08:14	0-2	.000	0-0	.000	0-0	.000	0	4	4	2.7	1	0	1	0	1	0	3.7	
Texas Tech	03/24/2023		06:31	1-1	1.000	0-0	.000	0-0	.000	1	2	3	2.7	2	1	0	0	0	2	3.6	
at Kansas	03/26/2023		03:45	0-0	.000	0-0	.000	0-0	.000	0	1	1	2.7	1	1	0	0	0	0	3.5	
Totals			0	386:07	47-112	.420	6-24	.250	23-31	.742	45	49	94	2.7	64	23	42	22	11	123	3.5

Player Averages

Games Played	Minutes/game	Points/game	FG Pct	3FG Pct	FT Pct	Rebounds/game	Assists/game	Turnovers/game	Assist/Turnover ratio	Steals/game	Blocks/game
35	11.0	3.5	42.0	25.0	74.2	2.7	0.7	1.2	0.5	0.3	0.6

CAREER STATISTICS

				Field Goals		3-Point		F-Throws		Rebounds				Scoring						
SEASON	TEAM	GP-GS	MIN/AVG	FG-FGA	FG%	3FG-3FGA	3FG%	FT-FTA	FT%	OFF	DEF	TOT	AVG	PF-FO	A	TO	BLK	STL	PTS	AVG
2022-23	Ark	35-0	386/11.0	47-112	.420	6-24	.250	23-31	.742	45	49	94	2.7	64-0	23	42	22	11	123	3.5
TOTAL		35-0	386/11.0	47-112	.420	6-24	.250	23-31	.742	45	49	94	2.7	64-0	23	42	22	11	123	3.5



34 Chrissy Carr | R-Sr. | 6-1 | G | Eden Prairie, Minn. (Manhattan [Kan.]) | Syracuse

CARR BENCHMARK STATS

2022-23 SEASON HIGHS

Points	34	vs. Missouri	3-2-23
FG Made	11	vs. Missouri	3-2-23
FG Att.	17	vs. Oral Roberts	12-4-22
3FG Made	6	vs. Missouri	3-2-23
3FG Att.	13	vs. LA Tech	3-16-23*
FT Made	6	vs. Missouri	3-2-23*
FT Att.	8	vs. Lamar	12-8-22
Off. Reb.	3	at Miss. State	2-23-23*
Def. Reb.	8	vs. UCA	11-11-22
Rebounds	8	vs. UCA	11-11-22
Assists	3	vs. #16 Oregon	12-20-22
Blocks	3	at #1/1 SC	1-22-23
Steals	2	at #3/4 LSU	1-19-23*
Minutes	37	at Vanderbilt	2-9-23

CAREER HIGHS

Points	34	vs. Missouri	3-2-23
FG Made	11	vs. Missouri	3-2-23
FG Att.	20	at West Virginia^	3-3-21*
3FG Made	6	vs. Missouri	3-2-23
3FG Att.	13	vs. LA Tech	3-16-23*
FT Made	11	vs. TCU^	3-1-21
FT Att.	12	vs. TCU^	3-1-21
Off. Reb.	4	at Kansas^	1-23-21
Def. Reb.	10	vs. Texas Tech^	2-24-21
Rebounds	15	vs. Morgan St. #	11-17-21
Assists	5	vs. Iowa State^	1-28-21
Blocks	3	at #1/1 SC	1-22-23*
Steals	4	vs. Morgan St. #	11-17-21*
Minutes	43	vs. UTRGV^	12-28-19
^ at Kansas State		# at Syracuse	

SEC HIGHS

Points	32	vs. Missouri	3-2-23
FG Made	11	vs. Missouri	3-2-23
FG Att.	16	at Georgia	2-19-23
3FG Made	6	vs. Missouri	3-2-23
3FG Att.	13	at Georgia	2-19-23
FT Made	6	vs. Missouri	3-2-23
FT Att.	6	vs. Missouri	3-2-23
Off. Reb.	3	at Miss. State	2-23-23
Def. Reb.	6	vs. Texas A&M	2-26-23
Rebounds	6	vs. Texas A&M	2-26-23
Assists	2	vs. Alabama	1-26-23*
Blocks	3	at #1/1 SC	1-22-23
Steals	2	at #3/4 LSU	1-19-23*
Minutes	37	at Vanderbilt	2-9-23

NOTABLES

Stat	18-19	19-20	20-21	21-22	22-23	Career
Double Figure Pts	13	13	20	18	22	86
Double Figure Rebs	-	-	2	1	-	3
Double-Doubles	-	-	2	1	-	3
5+ Assists	-	-	3	-	-	3
5+ Blocks	-	-	-	-	-	-
5+ Steals	-	-	-	-	-	-
Led Team in Pts	3	5	9	9	8	34
Led Team in Reb	2	-	6	4	2	14
20+ Points	4	4	5	-	3	16
30+ Points	-	-	1	-	1	2

* Most Recent

GAME NOTES

- Finished her college career with 10 points in Postseason WNIT Great 8 at Kansas
- In the WNIT, averaged 11.0 points and 2.5 rebounds per game
- Earned career performance at SECT vs. Missouri with 34 points off 11-14 shooting & six 3-pointers
- Leads team with 85 3-pointers with her 2.4 triples per game ranked fourth in the SEC and her 251 3-point attempts leading the conference and No. 15 in the country
- Her 86 3-pointers this season is No. 7 all-time in an individual season at Arkansas
- Among active NCAA players, sits No. 9 in career 3-pointers (312) and 58 in scoring (1,745)
- Tabbed to Paradise Jam Reef All-Tournament Team, averaging 14.7 points and 5.0 rebounds per game
- Named No. 24 best transfer, according to ESPN
- Was third on the team in scoring at Syracuse (11.7 PPG)

WHO IS CHRISSY CARR?

- Wears #34 because it's #43 flipped and it was her dad's (Chris Carr) number in the NBA
- Comes from a basketball family, as her father, Chris, played six seasons in the NBA and lost to Kobe Bryant in the 1997 dunk contest, and her brother, Cameron, just signed to play basketball at Tennessee
- If she feels like she isn't playing well, she'll change her hair at halftime
- Chose Arkansas for family atmosphere and coaches and loved Fayetteville
- Favorite pair of shoes: Nike Dunks
- Favorite TV show: How to Get Away with Murder

#34 CARR, Chrissy

Opponent	Date	GS	MIN	Total		3-Pointers		Free throws		Rebounds				PF	A	TO	BLK	STL	PTS	AVG	
				FG-FGA	PCT	3FG-3FGA	PCT	FT-FTA	PCT	OFF	DEF	TOT	AVG								
at Ark.-Pine Bluff	11/07/2022	*	19:49	3-8	.375	2-5	.400	2-2	1.000	2	1	3	3.0	0	0	0	0	10	10.0		
Central Ark.	11/11/2022	*	25:25	2-8	.250	2-6	.333	2-2	1.000	0	8	8	5.5	1	0	3	1	8	9.0		
Tulsa	11/14/2022	*	22:32	1-9	.111	1-8	.125	0-0	.000	2	4	6	5.7	0	0	2	1	0	3	7.0	
Kent St.	11/17/2022	*	25:55	4-7	.571	2-4	.500	2-2	1.000	0	4	4	5.3	2	1	0	0	12	8.3		
at Little Rock	11/20/2022	*	23:57	7-10	.700	4-6	.667	4-4	1.000	1	1	2	4.6	2	0	2	0	22	11.0		
vs Northern Ariz.	11/24/2022	*	25:46	2-8	.250	0-4	.000	3-4	.750	3	4	7	5.0	3	0	2	0	7	10.3		
vs Clemson	11/25/2022	*	30:43	6-13	.462	5-10	.500	2-2	1.000	1	3	4	4.9	3	1	1	0	1	19	11.6	
vs Kansas St.	11/26/2022	*	29:54	7-12	.583	3-8	.375	1-2	.500	0	4	4	4.8	0	0	0	0	0	18	12.4	
Troy	12/01/2022	*	25:43	5-14	.357	2-9	.222	2-2	1.000	1	2	3	4.6	2	0	0	0	1	14	12.6	
Oral Roberts	12/04/2022	*	35:04	6-17	.353	3-12	.250	0-0	.000	1	4	5	4.6	2	1	2	0	0	15	12.8	
Lamar University	12/08/2022	*	35:42	4-9	.444	4-9	.444	6-8	.750	1	1	2	4.4	2	0	1	0	0	18	13.3	
Arkansas St.	12/11/2022	*	28:20	3-14	.214	2-10	.200	2-2	1.000	0	6	6	4.5	2	0	0	0	1	10	13.0	
at Creighton	12/17/2022	*	15:20	0-3	.000	0-3	.000	4-4	1.000	0	2	2	4.3	2	0	0	0	1	4	12.3	
vs Oregon	12/20/2022	*	28:27	1-5	.200	1-5	.200	0-0	.000	0	1	1	4.1	0	3	1	0	1	3	11.6	
vs South Fla.	12/21/2022	*	36:32	3-9	.333	2-5	.400	2-2	1.000	1	2	3	4.0	1	0	0	0	1	10	11.5	
LSU	12/29/2022	*	29:00	3-10	.300	0-6	.000	0-0	.000	1	3	4	4.0	3	1	2	0	2	6	11.2	
at Kentucky	01/01/2023	*	24:55	3-10	.300	2-8	.250	0-0	.000	0	4	4	4.0	2	1	3	0	1	8	11.0	
Florida	01/05/2023	*	31:18	6-15	.400	2-7	.286	2-2	1.000	1	0	1	3.8	2	1	1	0	0	16	11.3	
at Missouri	01/08/2023	*	27:25	5-10	.500	4-6	.667	2-2	1.000	0	4	4	3.8	2	1	0	0	0	16	11.5	
Vanderbilt	01/16/2023	*	27:54	4-7	.571	3-6	.500	0-0	.000	0	4	4	3.9	3	0	1	2	1	11	11.5	
at LSU	01/19/2023	*	29:34	3-8	.375	3-6	.500	3-4	.750	0	2	2	3.8	2	2	1	2	12	11.5		
at South Carolina	01/22/2023	*	23:39	2-8	.250	2-7	.286	0-0	.000	0	2	2	3.7	3	0	0	3	1	6	11.3	
Alabama	01/26/2023	*	24:37	2-6	.333	2-4	.500	0-0	.000	0	2	2	3.6	3	2	1	1	1	6	11.0	
Ole Miss	01/29/2023	*	33:38	1-3	.333	1-2	.500	1-2	.500	0	3	3	3.6	5	0	1	1	0	4	10.8	
at Auburn	02/05/2023	*	24:45	2-7	.286	1-4	.250	2-4	.500	2	1	3	3.6	4	1	1	0	1	7	10.6	
at Vanderbilt	02/09/2023	*	36:48	7-13	.538	3-8	.375	1-2	.500	1	4	5	3.6	3	0	2	0	1	18	10.9	
Missouri	02/12/2023	*	23:46	6-10	.600	5-7	.714	1-1	1.000	1	4	5	3.7	2	0	0	0	1	18	11.1	
Tennessee	02/16/2023	*	29:29	5-15	.333	3-9	.333	1-1	1.000	2	1	3	3.6	2	0	1	0	0	14	11.3	
at Georgia	02/19/2023	*	32:52	7-16	.438	5-13	.385	2-2	1.000	0	0	0	3.5	1	1	1	0	1	21	11.6	
at Mississippi St.	02/23/2023	*	27:57	3-13	.231	0-8	.000	3-4	.750	3	1	4	3.5	1	0	0	0	0	9	11.5	
Texas A&M	02/26/2023	*	32:01	3-8	.375	2-6	.333	0-0	.000	0	6	6	3.6	5	0	2	0	0	8	11.4	
vs Missouri	03/02/2023	*	35:53	11-14	.786	6-8	.750	6-6	1.000	0	3	3	3.6	1	0	1	0	0	34	12.1	
vs South Carolina	03/03/2023	*	30:43	0-8	.000	0-5	.000	4-4	1.000	1	2	3	3.6	2	0	1	0	0	4	11.8	
Louisiana Tech	03/16/2023	*	31:23	4-15	.267	4-13	.308	5-6	.833	0	5	5	3.6	2	1	0	1	1	17	12.0	
SFA	03/20/2023	*	13:49	0-4	.000	0-4	.000	0-0	.000	1	1	2	3.6	1	1	0	0	0	0	11.7	
Texas Tech	03/24/2023	*	26:04	5-11	.455	4-10	.400	3-4	.750	0	1	1	3.5	3	2	5	0	0	17	11.8	
at Kansas	03/26/2023	*	28:14	4-13	.308	1-4	.250	1-1	1.000	1	1	2	3.5	3	1	0	0	0	10	11.8	
Totals			37	1034:53	140-370	.378	86-255	.337	69-81	.852	27	101	128	3.5	77	21	39	10	20	435	11.8

Player Averages

Games Played	Minutes/game	Points/game	FG Pct	3FG Pct	FT Pct	Rebounds/game	Assists/game	Turnovers/game	Assist/Turnover ratio	Steals/game	Blocks/game
37	28.0	11.8	37.8	33.7	85.2	3.5	0.6	1.1	0.5	0.5	0.3

CAREER STATISTICS

CAREER STATS																	Scoring			
SEASON	TEAM	GP-GS	MIN/AVG	Field Goals		3-Point		F-Throws		Rebounds		PF-FO	A	TO	BLK	STL	PTS	AVG		
				FG-FGA	FG%	3FG-3FGA	3FG%	FT-FTA	FT%	OFF	DEF	TOT	AVG							
2018-19	KState	33-31	967/29.3	109-339	.322	56-194	.289	51-71	.718	22	69	91	2.8	81-1	24	68	14	30	325	9.8
2019-20	KState	29-29	796/27.5	94-316	.297	55-195	.282	40-56	.714	12	69	81	2.8	57-0	50	66	9	16	283	9.8
2020-21	KState	24-24	776/32.3	127-327	.388	55-157	.350	55-71	.775	18	100	118	4.9	50-0	43	71	9	12	364	15.2
2021-22	SU	29-29	877/30.2	117-322	.363	60-175	.343	44-48	.917	27	107	134	4.6	80-1	39	58	18	30	338	11.7
2022-23	Ark	37-37	1035/28.0	140-370	.378	86-255	.337	69-81	.852	27	101	128	3.5	77-2	21	39	10	20	435	11.8
TOTAL FOR Ark		37-37	1035/28.0	140-370	.378	86-255	.337	69-81	.852	27	101	128	3.5	77-2	21	39	10	20	435	11.8
TOTAL		152-150	4451/29.3	587-1674	.351	312-976	.320	259-327	.792	106	446	552	3.6	345-4	177	302	60	108	1745	11.5



43 Makayla Daniels | Sr. | 5-8 | G | Frederick, Md. (Frederick HS)

DANIELS BENCHMARK STATS

Points	31	at Vanderbilt	2-9-23
FG Made	11	at Vanderbilt	2-9-23
FG Att.	23	at Vanderbilt	2-9-23
3FG Made	4	at Kansas	3-26-23*
3FG Att.	11	vs. No. 1/1 SC	3-3-23*
FT Made	8	vs. Texas Tech	3-24-23*
FT Att.	10	vs. Texas Tech	3-24-23*
Off. Reb.	4	vs. Tulsa	11-14-22
Def. Reb.	6	vs. Ole Miss	1-29-23*
Rebounds	9	vs. Tulsa	11-14-22
Assists	6	at Georgia	2-19-23
Blocks	2	vs. SFA	3-20-23*
Steals	5	vs. Tennessee	2-16-23
Minutes	42	vs. Ole Miss	1-29-23

Points	34	vs. Creighton	12-21-21
FG Made	11	at Vanderbilt	2-9-23*
FG Att.	23	at Vanderbilt	2-9-23
3FG Made	6	vs. Oral Roberts	11-14-19
3FG Att.	11	vs. No. 1/1 SC	3-3-23*
FT Made	8	vs. Texas Tech	3-24-23*
FT Att.	10	vs. Texas Tech	3-24-23*
Off. Reb.	5	at Vanderbilt	1-6-22
Def. Reb.	11	vs. Missouri	3-3-22
Rebounds	14	vs. Missouri	3-3-22
Assists	7	at SMU	12-9-20
Blocks	2	vs. SFA	3-20-23*
Steals	6	vs. UCA	12-18-21
Minutes	43	vs. Missouri	3-3-22

Points	31	at Vanderbilt	2-9-23
FG Made	11	at Vanderbilt	2-9-23
FG Att.	23	at Vanderbilt	2-9-23
3FG Made	4	vs. No. 1/1 SC	3-3-23*
3FG Att.	11	vs. No. 1/1 SC	3-3-23*
FT Made	8	vs. Missouri	3-2-23*
FT Att.	10	at Auburn	2-5-23*
Off. Reb.	5	at Vanderbilt	1-6-22
Def. Reb.	11	vs. Missouri	3-3-22
Rebounds	14	vs. Missouri	3-3-22
Assists	6	at Georgia	2-19-23
Blocks	2	vs. Texas A&M	2-26-23
Steals	5	vs. Tennessee	2-16-23
Minutes	43	vs. Missouri	3-3-22

Stat	19-20	20-21	21-22	22-23	Career
Double Figure Pts	10	18	17	27	71
Double Figure Rebs	-	-	1	-	1
Double-Doubles	-	-	1	-	1
5 + Assists	3	2	6	3	14
5 + Blocks	-	-	-	-	-
5 + Steals	1	-	1	1	3
Led Team in Pts	3	1	8	5	17
Led Team in Reb	-	1	7	3	11
20 + Points	2	1	5	5	13
30+ Points	-	-	2	1	3

* Most Recent

GAME NOTES

- Finished season with back-to-back 21-point games with 21 points and five boards at Kansas
- Averaged 14.5 points, 3.5 3-pointers and 2.0 assists in SEC Tournament
- Delivered big shots vs. Missouri at SECT, finishing with 17 points, three assists and two steals
- Came up with the game-winning shot at the buzzer to defeat Vanderbilt, No. 1 on Sportscenter
- One of 23 players in the country to start in every game she has appeared in (minimum 100 games)
- Named Paradise Jam Reef Tournament MVP, averaging 17.3 points, 5.7 rebounds, 2.7 assists and 2.0 steals per game across those three contests
- Sits at No. 10 on the all-time scoring list (1,463), 13 in assists (314), No. 3 in career starts (122) and No. 7 in career 3-pointers (179) at Arkansas
- No. 6 in 3PT perc. (.338), 7 in FT perc. (.768) and No. 18 in scoring (13.2) in the SEC
- Earned a spot on the SEC Preseason Second Team
- Leading returning scorer (14.0 PPG) and rebounder (5.3 RPG) from the 2021-22 team
- Became the 31st member of the 1,000-point club last season at the NCAA Tournament vs. Utah
- Dropped a career-best 34 points against Creighton, her second 30+ point game of 2021-22

WHO IS MAKAYLA DANIELS?

- Graduated college in three years
- Lived in Japan for seven years, as well as Arizona, North Carolina and Maryland
- Played with Saylor Poffenbarger's brother in AAU for a stint
- Wears #43 because 4+3=7 and 7 is her favorite number
- One of the most interesting things about her is she loves piercings
- Favorite part about playing in Bud Walton Arena: the Hog Call

#43 DANIELS, Makayla

Opponent	Date	GS	MIN	Total		3-Pointers		Free throws		Rebounds			PF	A	TO	BLK	STL	PTS	AVG		
				FG-FGA	PCT	3FG-3FGA	PCT	FT-FTA	PCT	OFF	DEF	TOT								AVG	
at Ark.-Pine Bluff	11/07/2022	*	23:11	0-5	.000	0-0	.000	4-5	.800	1	5	6	6.0	1	1	2	0	1	4	4.0	
Central Ark.	11/11/2022	*	24:18	5-8	.625	1-2	.500	3-6	.500	0	2	2	4.0	0	4	0	0	4	14	9.0	
Tulsa	11/14/2022	*	36:43	6-19	.316	4-9	.444	3-4	.750	4	5	9	5.7	1	3	2	0	19	12.3		
Kent St.	11/17/2022	*	24:02	3-6	.500	2-3	.667	1-3	.333	1	1	2	4.8	3	5	2	1	4	9	11.5	
at Little Rock	11/20/2022	*	22:29	3-4	.750	3-4	.750	3-4	.750	1	2	3	4.4	2	4	1	0	1	12	11.6	
vs Northern Ariz.	11/24/2022	*	30:01	5-10	.500	0-1	.000	8-9	.889	1	5	6	4.7	4	4	4	0	28	12.7		
vs Clemson	11/25/2022	*	34:19	6-12	.500	2-5	.400	7-10	.700	0	5	5	4.7	4	2	6	0	21	13.9		
vs Kansas St.	11/26/2022	*	37:39	4-15	.267	2-10	.200	3-3	1.000	0	6	6	4.9	0	2	3	0	23	13.8		
Troy	12/01/2022	*	25:36	2-6	.333	2-6	.333	4-4	1.000	0	3	3	4.7	4	4	3	0	3	10	13.3	
at Creighton	12/17/2022	*	30:00	3-7	.429	2-3	.667	4-6	.667	1	1	2	4.4	4	3	3	0	0	12	13.2	
vs Oregon	12/20/2022	*	33:47	6-17	.353	3-8	.375	0-0	.000	1	2	3	4.3	3	1	1	0	1	15	13.4	
vs South Fla.	12/21/2022	*	41:28	6-17	.353	4-11	.364	4-5	.800	2	2	4	4.3	2	3	1	0	2	20	13.9	
LSU	12/29/2022	*	30:21	3-11	.273	2-7	.286	2-2	1.000	0	6	6	4.4	3	3	2	0	3	10	13.6	
at Kentucky	01/01/2023	*	26:22	3-8	.375	3-7	.429	2-2	1.000	1	1	2	4.2	4	4	2	0	0	11	13.4	
Florida	01/05/2023	*	30:20	3-10	.300	3-10	.300	7-8	.875	0	1	1	4.0	2	2	1	0	0	16	13.6	
at Missouri	01/08/2023	*	32:35	4-11	.364	1-3	.333	0-0	.000	3	2	5	4.1	4	2	4	0	0	9	13.3	
Vanderbilt	01/16/2023	*	32:46	3-7	.429	2-5	.400	8-10	.800	2	4	6	4.2	1	4	2	0	1	16	13.5	
at LSU	01/19/2023	*	32:53	4-10	.400	3-7	.429	0-0	.000	0	3	3	4.1	1	3	3	0	4	11	13.3	
at South Carolina	01/22/2023	*	28:36	2-10	.200	2-8	.250	1-2	.500	0	0	0	3.9	4	0	0	0	1	7	13.0	
Alabama	01/26/2023	*	39:02	2-10	.200	1-6	.167	8-10	.800	1	5	6	4.0	2	5	5	1	2	13	13.0	
Ole Miss	01/29/2023	*	41:41	3-10	.300	0-4	.000	6-8	.750	0	6	6	4.1	5	3	3	1	3	12	13.0	
at Auburn	02/05/2023	*	39:14	2-12	.167	1-8	.125	6-10	.600	0	4	4	4.1	4	0	1	0	3	13	12.9	
at Vanderbilt	02/09/2023	*	37:22	11-23	.478	4-11	.364	5-6	.833	0	3	3	4.0	4	1	2	1	3	31	13.7	
Missouri	02/12/2023	*	35:32	3-9	.333	1-4	.250	4-5	.800	1	2	3	4.0	1	3	2	1	3	11	13.5	
Tennessee	02/16/2023	*	29:22	1-6	.167	0-5	.000	3-3	1.000	1	4	5	4.0	3	5	2	0	5	5	13.2	
at Georgia	02/19/2023	*	31:28	1-7	.143	0-5	.000	1-1	1.000	2	2	4	4.0	3	6	3	0	0	3	12.8	
at Mississippi St.	02/23/2023	*	31:28	5-13	.385	3-8	.375	4-4	1.000	0	2	2	4.0	4	4	3	0	1	17	13.0	
Texas A&M	02/26/2023	*	34:13	2-8	.250	2-6	.333	6-8	.750	2	2	4	4.0	1	4	0	2	0	12	12.9	
vs Missouri	03/02/2023	*	30:34	3-9	.333	3-8	.375	8-8	1.000	0	2	2	3.9	4	3	2	0	2	17	13.1	
vs South Carolina	03/03/2023	*	33:30	4-13	.308	4-11	.364	0-0	.000	1	1	2	3.8	1	1	2	1	1	12	13.0	
Louisiana Tech	03/16/2023	*	31:04	1-5	.200	1-3	.333	2-2	1.000	1	2	3	3.8	4	2	1	1	1	5	12.8	
SFA	03/20/2023	*	34:40	3-7	.429	2-4	.500	3-8	.375	3	4	7	3.9	2	3	1	2	1	11	12.7	
Texas Tech	03/24/2023	*	37:49	5-12	.417	3-7	.429	8-10	.800	3	5	8	4.0	2	3	1	0	0	21	13.0	
at Kansas	03/26/2023	*	37:15	8-13	.615	4-8	.500	1-2	.500	0	5	5	4.1	3	1	1	0	0	21	13.2	
Totals			34	1101:42	125-350	.357	70-207	.338	129-168	.768	33	105	138	4.1	90	98	71	11	56	449	13.2

Player Averages

Games Played	Minutes/game	Points/game	FG Pct	3FG Pct	FT Pct	Rebounds/game	Assists/game	Turnovers/game	Assist/Turnover ratio	Steals/game	Blocks/game
34	32.4	13.2	35.7	33.8	76.8	4.1	2.9	2.1	1.4	1.6	0.3

CAREER STATISTICS

			Field Goals		3-Point		F-Throws		Rebounds											Scoring	
SEASON	TEAM	GP-GS	MIN/AVG	FG-FGA	FG%	3FG-3FGA	3FG%	FT-FTA	FT%	OFF	DEF	TOT	AVG	PF-FO	A	TO	BLK	STL	PTS	AVG	
2019-20	Ark	32-32	720/22.5	107-216	.495	25-56	.446	60-77	.779	7	48	55	1.7	67-1	77	44	2	45	299	9.3	
2020-21	Ark	28-28	801/28.6	101-256	.395	44-120	.367	78-97	.804	9	74	83	3.0	75-2	61	43	4	41	324	11.6	
2021-22	Ark	28-28	845/30.2	126-307	.410	40-136	.294	99-125	.792	51	98	149	5.3	74-1	78	42	4	50	391	14.0	
2022-23	Ark	34-34	1102/32.4	125-350	.357	70-207	.338	129-168	.768	33	105	138	4.1	90-1	98	71	11	56	449	13.2	
TOTAL		122-122	3468/28.4	459-1129	.407	179-519	.345	366-467	.784	100	325	425	3.5	306-5	314	200	21	192	1463	12.0	



55 Emrie Ellis | So. | 6-3 | F | Vanoss, Okla. | Vanoss HS

ELLIS BENCHMARK STATS

Points	7	vs. Texas A&M	2-26-23
FG Made	3	vs. Texas A&M	2-26-23
FG Att.	4	vs. Texas A&M	2-26-23*
3FG Made	1	vs. Texas A&M	2-26-23*
3FG Att.	2	vs. Texas A&M	2-26-23*
FT Made	2	at Georgia	2-19-23*
FT Att.	2	at Georgia	2-19-23*
Off. Reb.	3	at Vanderbilt	2-9-23
Def. Reb.	4	at Kansas	3-26-23
Rebounds	5	at Vanderbilt	2-9-23
Assists	1	at Kansas	3-26-23*
Blocks	2	vs. Texas A&M	2-26-23
Steals	1	vs. Texas Tech	3-24-23*
Minutes	15	vs. Tennessee	2-16-23*

GAME NOTES

- Played 11 minutes and pulled down four boards in Postseason WNIT Great 8 at Kansas
- Played 8.1 minutes per game across the four Postseason WNIT games
- Recorded a season-high seven points with two blocks against Texas A&M
- Matched a season-high five points off a perfect shooting day against Florida
- Blocked five shots against UAPB, the most by a freshman Razorback since 2014
- Appeared in 27 games off the bench in her debut season last year
- Best performance came against Auburn, tallying 11 points and five boards in 27 minutes
- VYPE Top 100 in all four of her high school seasons
- Led the state of Oklahoma in rebounds and blocks in 2018

WHO IS EMRIE ELLIS?

- Majoring in recreation and sport management
- Wears #55 because it was her dad's number
- Favorite thing to do in Fayetteville: swim or go to the lake
- Favorite game from last season: the team's win over Auburn
- Would tell people she wanted to be a nurse when she grew up

#55 ELLIS, Emrie

Opponent	Date	GS	MIN	Total FG-FGA	PCT	3FG-3FGA	PCT	FT-FTA	PCT	Rebounds OFF DEF TOT AVG	PF	A TO	BLK	STL	PTS	AVG
at Ark.-Pine Bluff	11/07/2022		15:24	0-2	.000	0-0	.000	0-0	.000	0 2 2 2.0	2	0 0	0	1	0	0.0
Central Ark.	11/11/2022		12:53	0-1	.000	0-1	.000	0-0	.000	1 3 4 3.0	0	0 0	0	0	0	0.0
Kent St.	11/17/2022		08:43	0-2	.000	0-1	.000	0-0	.000	0 1 1 2.3	1	0 0	0	0	0	0.0
at Little Rock	11/20/2022		12:49	2-3	.667	1-1	1.000	0-0	.000	0 2 2 2.3	3	0 3	0	0	5	1.3
vs Northern Ariz.	11/24/2022		01:57	0-0	.000	0-0	.000	0-0	.000	0 0 0 0.0	1	0 0	1	0	0	0.0
vs Kansas St.	11/26/2022		02:11	0-0	.000	0-0	.000	0-0	.000	0 0 0 0.0	1	0 1	0	0	0	0.8
Troy	12/01/2022		08:42	0-2	.000	0-1	.000	1-2	.500	0 0 0 0.0	1	0 0	0	0	1	0.9
Oral Roberts	12/04/2022		08:33	1-3	.333	0-0	.000	0-0	.000	0 1 1 1.3	0	0 0	0	0	2	1.0
Lamar University	12/08/2022		02:23	0-0	.000	0-0	.000	0-0	.000	0 0 0 0.0	0	0 0	0	0	0	0.9
vs Oregon	12/20/2022		00:56	0-0	.000	0-0	.000	0-0	.000	0 1 1 1.1	0	0 0	0	0	0	0.8
vs South Fla.	12/21/2022		02:31	0-0	.000	0-0	.000	0-0	.000	0 0 0 0.0	0	0 0	0	0	0	0.7
LSU	12/29/2022		02:31	0-0	.000	0-0	.000	0-0	.000	0 0 0 0.0	0	0 0	0	0	0	0.7
at Kentucky	01/01/2023		02:55	0-0	.000	0-0	.000	0-0	.000	0 1 1 0.9	0	0 0	0	0	0	0.6
Florida	01/05/2023		03:42	1-1	1.000	1-1	1.000	2-2	1.000	0 1 1 0.9	0	0 0	0	0	5	0.9
at South Carolina	01/22/2023		12:45	0-1	.000	0-1	.000	0-0	.000	0 0 0 0.0	0	0 0	0	0	0	0.9
at Auburn	02/05/2023		09:48	0-1	.000	0-1	.000	0-0	.000	0 2 2 0.9	0	0 0	0	1	0	0.8
at Vanderbilt	02/09/2023		14:27	0-2	.000	0-0	.000	0-2	.000	3 2 5 1.2	3	1 1	0	0	0	0.8
Missouri	02/12/2023		08:16	0-1	.000	0-1	.000	0-0	.000	0 3 3 1.3	1	1 0	0	0	0	0.7
Tennessee	02/16/2023		15:13	1-4	.250	1-2	.500	0-0	.000	0 1 1 1.3	1	0 0	0	0	3	0.8
at Georgia	02/19/2023		12:57	0-0	.000	0-0	.000	2-2	1.000	0 3 3 1.4	1	0 0	0	0	2	0.9
at Mississippi St.	02/23/2023		05:06	0-1	.000	0-1	.000	0-0	.000	0 0 0 0.0	0	0 0	0	0	0	0.9
Texas A&M	02/26/2023		12:04	3-4	.750	1-2	.500	0-0	.000	2 1 3 1.4	4	0 2	2	0	7	1.1
vs Missouri	03/02/2023		06:29	0-0	.000	0-0	.000	0-0	.000	0 0 0 0.0	0	0 0	0	0	0	1.1
vs South Carolina	03/03/2023		02:54	0-0	.000	0-0	.000	0-0	.000	0 0 0 0.0	0	0 0	0	0	0	1.0
Louisiana Tech	03/16/2023		07:29	1-1	1.000	0-0	.000	0-0	.000	0 0 0 0.0	0	0 0	0	0	2	1.1
SFA	03/20/2023		10:04	1-3	.333	0-0	.000	0-0	.000	0 1 1 1.2	0	1 0	0	0	2	1.1
Texas Tech	03/24/2023		04:06	0-0	.000	0-0	.000	0-0	.000	0 1 1 1.2	1	0 1	0	1	0	1.1
at Kansas	03/26/2023		10:42	0-0	.000	0-0	.000	0-0	.000	0 4 4 1.3	0	1 1	0	0	0	1.0
Totals			0 218:29	10-32	.313	4-13	.308	5-8	.625	6 30 36 1.3	25	4 11	3	2	29	1.0

Player Averages

Games Played	Minutes/game	Points/game	FG Pct	3FG Pct	FT Pct	Rebounds/game	Assists/game	Turnovers/game	Assist/Turnover ratio	Steals/game	Blocks/game
28	7.8	1.0	31.3	30.8	62.5	1.3	0.1	0.4	0.4	0.1	0.1

Stat	21-22	22-23	Career
Double Figure Pts	1	-	1
Double Figure Rebs	-	-	-
Double-Doubles	-	-	-
5 + Assists	-	-	-
5 + Blocks	1	-	1
5 + Steals	-	-	-
Led Team in Pts	-	-	-
Led Team in Reb	-	-	-
20 + Points	-	-	-
30+ Points	-	-	-

* Most Recent

CAREER STATISTICS

SEASON	TEAM	GP-GS	MIN/AVG	Field Goals FG-FGA FG%	3-Point 3FG-3FGA 3FG%	F-Throws FT-FTA FT%	Rebounds OFF DEF TOT AVG	Scoring PF-FO A TO BLK STL PTS AVG
2021-22	Ark	27-0	293/10.9	33-85 .388	3-24 .125	9-13 .692	19 37 56 2.1	40-1 15 22 22 2 78 2.9
2022-23	Ark	28-0	218/7.8	10-32 .313	4-13 .308	5-8 .625	6 30 36 1.3	25-0 4 11 3 2 29 1.0
TOTAL		55-0	512/9.3	43-117 .368	7-37 .189	14-21 .667	25 67 92 1.7	65-1 19 33 25 4 107 1.9

#SIDEBYSIDE



Official Basketball Box Score - Final
Arkansas at Ark.-Pine Bluff
11/07/22 H.O. Clemmons Arena, Pine Bluff
2022-23 Women's Basketball

Game Time: 6:00 PM
Game Duration: 4:04
Attendance: 3,128

Officials: Eric Baker, LaShonda Kidd, Randy Robertson

Arkansas - 70

Record: 2-9

NO. Name	Min	FG M-A	3P M-A	FT M-A	Rebounds OR DR TOT	Fouls PF FD	TP	AS	TO	ST	Blocks BS BA	+/-
4 Erynn Barnum	F 25:04	6-14	0-0	3-13	6 5 11	2 9	15	1	2	4	0	2 18
0 Saylor Poffenbarger	G 27:35	3-14	2-9	3-6	2 6 8	1 4	11	2	2	0	1 1 23	
2 Samara Spencer	G 31:00	6-16	1-7	2-8	0 4 4	4 4	15	4	1	0	0 0 18	
34 Chrissy Carr	G 19:49	3-8	2-5	2-2	2 1 3	0 1	10	0	0	0	0 0 23	
43 Makayla Daniels	G 23:11	0-5	0-0	4-5	1 5 6	1 6	4	1	2	1	0 1 29	
11 Rylee Langerman	G 22:50	1-1	0-0	2-4	4 2 6	3 3	4	0	2	4	0 0 0	
24 Jersey Wollenbarger	20:37	2-7	0-0	3-4	4 3 7	1 2	7	0	2	1	0 0 -2	
30 Maryam Dauda	14:30	1-3	0-0	2-4	2 1 3	4 2	4	1	1	1	0 0 1	
55 Emrie Ellis	15:24	0-2	0-0	0-0	0 2 2	2 0	0	0	0	1	0 1 -10	
Team					3 3 6		0					
Totals		22-70	5-21	21-46	24 32 56	18 31 70	9	12	12	2 5 20		

Technical Fouls: NONE

Shooting By Period		
1 st FG%	6-16	37.5%
3PT%	2-8	25.0%
FT%	1-6	16.7%
2 nd FG%	9-24	37.5%
3PT%	3-5	60.0%
FT%	6-15	40%
3 rd FG%	5-13	38.5%
3PT%	0-2	0.0%
FT%	9-17	52.9%
4 th FG%	2-17	11.8%
3PT%	0-6	0.0%
FT%	5-8	62.5%
GM FG%	22-70	31.4%
3PT%	5-21	23.8%
FT%	21-46	45.7%

Dead Ball Rebounds: 13, 0

Ark.-Pine Bluff - 50

Record: 0-2

NO. Name	Min	FG M-A	3P M-A	FT M-A	Rebounds OR DR TOT	Fouls PF FD	TP	AS	TO	ST	Blocks BS BA	+/-
23 Maori Davenport	C 27:57	3-10	0-1	9-13	6 8 14	3 7	15	2	4	3	2 1 2	
2 Shayla Boule	G 18:12	2-2	0-0	1-4	1 1 2	4 3	5	0	3	0	0 0 1	
5 Jellisa Reese	G 17:06	1-4	0-1	2-2	0 3 3	4 2	4	0	0	0	0 0 -23	
15 Coriah Beck	G 30:06	3-12	1-5	1-2	0 2 2	3 1	8	0	3	0	0 0 -13	
24 Raziya Potter	G 25:38	3-10	0-1	0-2	2 2 4	1 4	6	2	4	0	1 1 -11	
11 Takayla Busby	12:53	0-1	0-1	0-0	1 3 4	1 0	0	0	1	0	0 0 -12	
54 Maya Peat	14:53	0-4	0-2	0-2	1 3 4	3 1	0	0	4	0	1 0 -19	
3 Demetria Shephard	12:07	1-6	1-3	0-0	0 2 2	3 0	3	0	0	0	0 0 -14	
11 Tia Morgan	17:08	1-4	1-2	0-0	1 1 2	3 2	3	0	2	0	0 0 0	
10 Azaria Robinson	02:35	0-0	0-0	0-0	0 0 0	0 0	0	0	0	0	0 0 -1	
33 Breazia Robinson	01:01	0-0	0-0	0-0	0 0 0	0 0	0	0	0	0	0 0 0	
4 Courtney Rittenberry	11:58	2-4	0-1	0-0	0 6 6	2 0	4	0	1	1 1 0	-6	
1 Markisha Body	06:46	1-1	0-0	0-0	0 1 1	2 0	2	0	0	0	0 0 -3	
32 Stephanie Okowi	01:40	0-0	0-0	0-0	0 0 0	0 1	0	0	0	0	0 0 -3	
Team					2 3 5		0					
Totals		17-58	3-17	13-25	14 35 49	32 18	50	4	22	4 5 2	-20	

Technical Fouls: Reese 3rd 6:36

Points from		ARK		UAPB	
Biggest lead	34 (3 rd 2:48)	1	(1 st 6:41)		
Best Scoring Run	17 (2 nd 6:19)	12	(4 th 7:28)		
Lead Changes	2				
Times Tied	0				
Time with Lead	37:44		01:20		

Shooting By Period		
1 st FG%	3-14	21.4%
3PT%	1-4	25.0%
FT%	3-4	75%
2 nd FG%	2-13	15.4%
3PT%	0-7	0.0%
FT%	3-8	37.5%
3 rd FG%	5-13	38.5%
3PT%	1-3	33.3%
FT%	7-13	53.8%
4 th FG%	7-18	38.9%
3PT%	1-3	33.3%
FT%	0-0	0%
GM FG%	17-58	29.3%
3PT%	3-17	17.6%
FT%	13-25	52.0%

Dead Ball Rebounds: 7, 1



Official Basketball Box Score - Final
Central Ark. at Arkansas
11/11/22 Bud Walton Arena, Fayetteville
2022-23 Women's Basketball

Game Time: 10:30 AM
Game Duration: 1:56
Attendance: 7,410

Officials: Brian Hall, Kristen Bel, Kaz Beverley

Central Ark. - 34

Record: 0-2

NO. Name	Min	FG M-A	3P M-A	FT M-A	Rebounds OR DR TOT	Fouls PF FD	TP	AS	TO	ST	Blocks BS BA	+/-
11 Kyjai Miles	F 20:24	2-7	0-0	0-2	2 3 5	3 2	4	1	0	0	1 -24	
1 Kinley Fisher	G 24:15	3-9	1-5	0-0	0 3 3	0 0	7	0	2	1	0 0 -22	
10 Gloria Fornah	G 25:35	0-4	0-0	2-4	2 4 6	5 2	2	0	2	0	0 4 -21	
12 Sierra Carter	G 09:57	0-2	0-1	2-3	0 1 1	2 2	0	2	0	1	0 0 -14	
20 Kayla Mitchell	G 19:34	2-3	1-2	0-0	0 2 2	5 1	5	1	4	0	0 0 -14	
3 Randrea Wright	19:37	0-5	0-3	1-2	0 1 1	2 2	1	1	3	0	0 0 -24	
15 Paris Atkins	31:39	3-16	0-5	1-4	1 4 5	2 3	7	1	1	1 0 1	-30	
13 Jenny Peak	11:05	0-5	0-3	0-0	3 1 4	1 0	0	0	0	1 0 0	-7	
30 Keira Peak	27:48	2-3	0-0	2-4	4 5 9	4 2	6	0	2	1 1 0	-22	
5 Lashyah Fowler	06:33	0-1	0-0	0-0	0 0 0	2 0	0	0	0	0 0 0	-8	
2 Leah Perry	01:41	0-0	0-0	0-0	0 0 0	0 0	0	0	0	0 0 0	-4	
4 Jada Wilmington	01:52	0-0	0-0	0-0	0 1 1	0 0	0	0	0	0 0 0	0	
Team					2 2 4		0		1			
Totals		12-55	2-19	8-19	14 27 41	26 14	34	3	18	5 1 6	-38	

Technical Fouls: NONE

Dead Ball Rebounds: 5, 2

Arkansas - 72

Record: 2-0

NO. Name	Min	FG M-A	3P M-A	FT M-A	Rebounds OR DR TOT	Fouls PF FD	TP	AS	TO	ST	Blocks BS BA	+/-
4 Erynn Barnum	F 22:29	5-8	0-1	9-9	4 5 9	2 5	19	2	1	0	3 0 22	
0 Saylor Poffenbarger	G 30:24	0-5	0-3	2-4	0 0 0	7 7	1	2	2	1 2 0	2 0 31	
2 Samara Spencer	G 18:51	1-5	0-2	3-7	0 2 2	3 5	5	3	2	0 0 1	20	
34 Chrissy Carr	G 25:25	2-8	2-6	2-2	0 8 8	1 1	8	0	3	1 0 0	20	
43 Makayla Daniels	G 24:18	5-8	1-2	3-6	0 2 2	0 6	14	4	0	4 0 0	23	
11 Rylee Langerman	G 24:26	3-5	2-4	1-3	0 4 4	0 2	9	0	1	0 0 0	19	
24 Jersey Wollenbarger	20:20	2-6	1-3	0-1	0 1 1	2 2	5	0	0	0 0 0	18	
30 Maryam Dauda	17:06	4-6	0-0	2-3	3 2 5	3 3	10	0	2	1 1 0	17	
55 Emrie Ellis	12:53	0-1	0-1	0-0	1 3 4	0 0	0	0	0	0 0 0	17	
20 Karley Johnson	02:37	0-0	0-0	0-0	0 0 0	0 0	0	0	0	1 0 0	3	
21 Loren Lindsey	01:11	0-0	0-0	0-0	0 0 0	0 0	0	0	0	0 0 0	0	
Team					1 1 2		0					
Totals		22-52	6-22	22-35	9 35 44	14 26	72	10	11	7 6 1	38	

Technical Fouls: NONE

Dead Ball Rebounds: 5, 0

UCA		ARK	
Biggest lead	2 (1 st 8:51)	40 (4 th 0:56)	
Best Scoring Run	3 (3 rd 8:17)	15 (4 th 0:56)	
Lead Changes	1		
Times Tied	2		
Time with Lead	01:06	37:29	

Points from		UCA		ARK	
Turnovers	2	16			
Paint	14	32			
Second Chance	3	5			
Fast Breaks	3	7			
Bench	14	24			

Period by Period Scoring		UCA		ARK	
1st	2nd	3rd	4th	TOT	
UCA	9	5	10	10	34
ARK	16	19	17	20	72



Official Basketball Box Score - Final
Tulsa at Arkansas
11/14/22 Bud Walton Arena, Fayetteville
2022-23 Women's Basketball

Game Time: 7:00 PM
Game Duration: 2:54
Attendance: 2,511

Officials: Dee Karler, Michael McConnell, Talisa Green

Tulsa - 70

Record: 2-1

NO. Name	Min	FG M-A	3P M-A	FT M-A	Rebounds OR DR TOT	Fouls PF FD	TP	AS	TO	ST	Blocks BS BA	+/-
2 Temira Poindexter	F 26:10	9-18	2-7	1-2	0 3 3	1 4	21	3	2	0	1 1 -3	
20 Katelyn Levings	F 37:38	5-10	1-4	0-0	3 4 7	5 2	11	1	1	0	4 0 1	
0 Katia Gallegos	G 11:55	0-0	0-0	0-0	0 2 2	1 1	0	4	1	0	0 0 0	
10 Maya Mayberry	G 34:06	6-11	4-6	1-4	0 4 4	3 5	17	2	3	2	0 0 -3	
11 Maddie Bittle	G 28:50	3-10	2-4	0-0	1 4 5	4 1	8	3	6	0	0 0 -2	
5 Delanie Crawford	24:47	2-5	2-4	1-2	0 3 3	4 1	7	3	0	0	0 0 -10	
35 Ahray Young	23:21	1-6	0-3	1-4	0 2 2	1 2	3	1	1	2	0 1 -10	
13 Jessika Evans	09:51	1-1	1-1	0-0	0 2 2	4 0	3	0	2	0	0 0 -9	
30 Caroline Lyles	02:37	0-0	0-0	0-0	1 1 1	1 0	0	0	1	0 0 0	-6	
1 Cam Mathews	00:10	0-0	0-0	0-0	0 0 0	0 0	0	0	0	0 0 0	-1	
21 Hadley Periman	00:35	0-0	0-0	0-0	0 0 0	0 0	1	0	0	0 0 0	-2	
Team					0 6 6		0					
Totals		27-61	12-29	4-12	4 31 35	25 16	70	17	17	4 4 2	-9	

Technical Fouls: NONE

Shooting By Period		
1 st FG%	6-17	35.3%
3PT%	2-7	28.6%
FT%	1-2	50%
2 nd FG%	7-14	50.0%
3PT%	4-7	57.1%
FT%	1-6	16.7%
3 rd FG%	4-13	30.8%
3PT%	4-8	50.0%
FT%	2-4	50%
4 th FG%	10-17	58.8%
3PT%	2-7	28.6%
FT%	0-0	0%
GM FG%	27-61	44.3%
3PT%	12-29	41.4%
FT%	4-12	33.3%

Dead Ball Rebounds: 6, 4

Arkansas - 79

Record: 3-0

No. Name	Min	FG		3P		FT		Rebounds		Fouls		TP	AS	TO	ST	Blocks		+/-	
		M	A	M	A	M	A	OR	DR	PF	FD					BS	BA		
4 Erynn Barnum	F 30:32	10	12	0	0	7	12	3	5	8	3	7	27	0	1	2	1	1	3
0 Saylor Poffenbarger	G 28:35	1-4		0-2		0		2	8	10	4	2	2	3	0	1	0	0	13
2 Samara Spencer	G 39:04	3	16	1-1		4		0	3	3	2	9	13	4	2	0	0	2	7
34 Chrissy Carr	G 22:32	1-9		3-8		2		4	6	0	1	3	0	2	0	1	0	7	0
43 Makayla Daniels	G 36:43	6	19	4-9		3		4	5	9	1	3	19	3	2	0	0	1	5
11 Rylee Langerman	22:35	2-7		2-5		4		2	3	5	3	3	10	1	0	4	0	0	1
30 Maryam Dauda	09:28	1-2		1-2		0		1	3	1	0	3	0	2	0	0	0	0	6
24 Jersey Wolfenbarger	10:31	1-3		0-2		0		0	0	0	1	0	2	0	0	0	0	0	3
Team						2		1	3				0		0				
Totals		25-72	11-39	18-28		17		30	47		16	25	79	11	9	7	2	4	9



Official Basketball Box Score - Final
Arkansas at Little Rock
11/20/22 Jack Stephens Center, Little Rock
2022-23 Women's Basketball

Game Time: 1:00 PM
Game Duration: 1:56
Attendance: 2,879

Officials: Ty Bitts, Nadi Carey, Daniel Drake

Arkansas - 93 Record: 5-9

NO. Name	Min	FG M-A	3P M-A	FT M-A	Rebounds OR DR TOT	Fouls PF FD	TP	AS	TO	ST	Blocks BS BA	+/-
4 Erynn Barnum	F 20:40	5-5	0-0	5-6	0 9 9	3 4	15	1	5	0	1 0	23
0 Saylor Poffenbarger	G 27:53	3-4	0-1	3-4	0 9 9	3 4	9	1	3	0	0 0	32
2 Samara Spencer	G 30:08	4-9	0-4	3-4	0 7 7	1 4	11	6	6	0	0 0	39
3 Chrissy Carr	G 23:57	7-10	4-6	4-4	1 1 2	2 2	22	0	2	0	0 0	39
4 Makayla Daniels	G 22:29	3-4	3-4	3-4	1 2 3	2 5	12	4	1	1	0 0	34
11 Rylee Langerman	13:45	1-1	0-0	1-2	0 0 0	1 1	3	0	0	0	0 0	15
24 Jersey Wolfenbarger	17:05	2-6	1-2	1-2	1 4 5	1 1	6	1	0	0	0 0	20
30 Maryam Dauda	14:55	3-5	1-1	0-0	1 3 4	4 0	7	2	1	1	0 0	13
55 Emrie Ellis	12:49	2-3	1-1	0-0	0 2 2	3 0	5	0	3	0	0 0	9
22 Avery Hughes	05:04	0-1	0-0	2-2	0 0 0	2 1	2	0	0	0	0 0	-4
20 Karley Johnson	06:19	0-0	0-0	1-2	0 0 0	0 1	1	1	1	0	0 0	1
21 Loren Lindsey	04:56	0-0	0-0	0-0	0 0 0	0 0	0	0	0	0	0 0	5
Team					1 3 4		0	0				
Totals		30-48	10-19	23-30	5 40 45	22 23	93	16	22	3	2 0	44

Technical Fouls:NONE

Dead Ball Rebounds: 4, 0

Shooting By Period	1st	2nd	3rd	4th	FT	GM FG%
1st FG%	8-11	72.7%				
3PT%	2-3	66.7%				
FT%	2-4	50%				
2nd FG%	7-12	58.3%				
3PT%	2-5	40.0%				
FT%	8-10	80%				
3rd FG%	8-13	61.5%				
3PT%	4-9	44.4%				
FT%	5-6	83.3%				
4th FG%	7-12	58.3%				
3PT%	2-2	100.0%				
FT%	8-10	80%				
GM FG%	30-48	62.5%				
3PT%	10-19	52.6%				
FT%	23-30	76.7%				



Official Basketball Box Score - Final
Northern Ariz. at Arkansas
11/24/22 UVI Sports and Fitness Center, Charlotte Amalie, USVI
2022 Paradise Jam Women's Basketball REEF DIVISION

Game Time: 6:45 PM
Game Duration: 2:00

Officials: Tim Resch, Tommi Pars, Sarah Williams

Northern Ariz. - 73 Record: 3-3

NO. Name	Min	FG M-A	3P M-A	FT M-A	Rebounds OR DR TOT	Fouls PF FD	TP	AS	TO	ST	Blocks BS BA	+/-
2 Nyah Moran	F 20:20	6-12	2-6	2-4	1 0 1	4 5	16	2	5	3	1	0
12 Sophie Glancey	F 23:06	0-5	0-1	0-0	2 3 5	5 1	0	0	3	0	0	-10
25 Montana Oltrogge	F 31:03	1-9	0-4	0-0	1 10 11	3 0	2	1	5	0	2	-10
1 Regan Schenck	G 35:44	3-8	1-3	4-4	0 5 5	4 2	11	5	7	1	0	-4
21 Emily Rodabaugh	G 38:11	6-13	4-8	0-0	0 6 6	3 1	16	0	2	3	0	-2
22 Olivia Moran	G 20:35	6-9	3-3	2-2	2 0 2	5 3	17	0	3	0	0	-4
45 Fatoumata Jaiteh	16:54	3-3	0-0	2-2	1 2 3	3 4	8	1	1	1	1	0
5 Taylor Feldman	10:05	1-2	0-0	0-0	0 0 0	3 0	2	1	1	0	0	-7
4 Mary McMorris	04:02	0-1	0-0	1-2	1 0 1	2 1	1	0	1	1	0	-4
Team					0 4 4		0	0				
Totals		26-62	10-25	11-14	8 30 38	32 17	73	10	28	9	2 4	-9

Technical Fouls:NONE

Dead Ball Rebounds: 1, 1

Shooting By Period	1st	2nd	3rd	4th	FT	GM FG%
1st FG%	6-14	42.9%				
3PT%	1-5	20.0%				
FT%	5-5	100%				
2nd FG%	4-12	33.3%				
3PT%	2-4	50.0%				
FT%	2-4	50%				
3rd FG%	6-15	40.0%				
3PT%	3-7	42.9%				
FT%	2-4	50%				
4th FG%	10-21	47.6%				
3PT%	4-9	44.4%				
FT%	3-3	100%				
GM FG%	26-62	41.9%				
3PT%	10-25	40.0%				
FT%	11-14	78.6%				

Little Rock - 49 Record: 1-2

NO. Name		Min	FG M-A	3P M-A	FT M-A	Rebounds OR DR TOT	Fouls PF TD	TP	AS	TO	ST	BS BA	+/-
11 Faith Lee	F	23:32	1-9	0-0	3-4	0 0 0	4 3	5	0	3	0	0	-35
32 Nikki Metcalfe	F	31:37	6-11	0-0	0-0	0 4 4	2 2	12	1	3	0	0	-37
3 Jayla Brooks	G	17:58	0-2	0-0	1-2	0 0 0	4 1	1	0	0	1	0	-21
10 Jaylah Harris-Smith	G	36:41	2-4	0-0	3-3	2 3 5	4 3	7	6	4	1	0	-37
12 Tia Harvey	G	25:55	6-22	0-1	2-2	0 0 0	2 3	14	1	3	2	0	-35
34 Angelique Francis		16:18	1-2	0-0	0-2	1 1 2	3 5	2	0	1	0	0	-2
0 Toyosi Abiola		21:05	2-9	1-6	1-2	1 0 1	2 4	6	1	0	0	0	-25
22 Mesh Triplett		10:16	0-2	0-0	0-2	1 1 2	1 1	0	0	0	0	0	-11
4 Sha'nequa Henry		13:18	1-2	0-0	1-2	3 3 1	0 2	0	1	1	0	0	-12
1 Mira Hanna		03:20	0-0	0-0	0-0	0 1 1	0 0	0	0	0	0	0	-5
Team						1 4 5		0	1				
Totals		19:63	1-7	1-7	10-17	7 16 23	22 49	9	16	5	0	2	-44

Technical Fouls:NONE

Dead Ball Rebounds: 4, 0

Shooting By Period	1st	2nd	3rd	4th	FT	GM FG%
1st FG%	4-12	33.3%				
3PT%	0-0	0.0%				
FT%	2-3	66.7%				
2nd FG%	4-20	20.0%				
3PT%	1-3	33.3%				
FT%	0-0	0%				
3rd FG%	2-14	14.3%				
3PT%	0-2	0.0%				
FT%	3-4	75%				
4th FG%	9-17	52.9%				
3PT%	0-2	0.0%				
FT%	5-10	50%				
GM FG%	19-63	30.2%				
3PT%	1-7	14.3%				
FT%	10-17	58.8%				

	ARK	LR
Biggest lead	45 (4 th 9:05)	2 (1 st 9:14)
Best Scoring Run	11 (3 rd 2:43)	4 (4 th 7:19)
Lead Changes	1	
Times Tied	1	
Time with Lead	37:22	00:20

Points from	ARK	LR
Turnovers	19	16
Paint	38	16
Second Chance	10	3
Fast Breaks	9	8
Bench	24	10

Period by Period Scoring	1st	2nd	3rd	4th	TOT
ARK	20	24	25	24	93
LR	10	9	7	23	49



Official Basketball Box Score - Final
Arkansas at Clemson
11/25/22 UVI Sports and Fitness Center, Charlotte Amalie, USVI
2022-23 Women's Basketball

Game Time: 9:35 PM
Game Duration: 2:06
Attendance: 1,724

Officials: Mark McClenny, Brandon Entenrie, Whitney Armstrong

Arkansas - 76 Record: 7-0

NO. Name	Min	FG M-A	3P M-A	FT M-A	Rebounds OR DR TOT	Fouls PF FD	TP	AS	TO	ST	BS BA	+/-
4 Erynn Barnum	F 25:33	4-5	0-0	6-9	2 7 9	1 6	14	1	1	5	1 0	28
0 Saylor Poffenbarger	G 37:48	5-8	2-4	3-4	0 9 9	2 2	15	1	4	1	0 0	14
2 Samara Spencer	G 27:30	1-5	0-2	1-6	0 5 5	3 3	6	8	0	0	1 14	
34 Chrissy Carr	G 30:43	6-13	5-10	2-2	1 3 4	3 2	19	1	1	1	0 0	14
43 Makayla Daniels	G 34:19	6-12	2-5	7-10	0 5 5	4 8	21	2	6	2	0 0	18
11 Rylee Langerman	18:49	1-1	0-0	1-2	0 0 0	4 1	3	0	0	0	0 0	4
24 Jersey Wolfenbarger	10:51	0-2	0-2	1-2	1 3 4	1 1	1	2	0	0	0 -8	
30 Maryam Dauda	14:27	0-2	0-0	0-0	2 1 3	0 1	0	0	0	0	0 -14	
Team					3 2 5		0	1				
Totals		23-48	9-23	21-35	9 35 44	19 26	76	12	23	9	1 1	14

Technical Fouls:Daniels 4th4:04Daniels 4th4:04Coach 4th4:04

Shooting By Period	1st	2nd	3rd	4th	FT	GM FG%
1st FG%	4-12	33.3%				
3PT%	2-5	40.0%				
FT%	5-6	83.3%				
2nd FG%	3-12	25.0%				
3PT%	1-8	12.5%				
FT%	2-7	28.6%				
3rd FG%	10-16	62.5%				
3PT%	2-5	40.0%				
FT%	3-4	75%				
4th FG%	6-8	75.0%				
3PT%	4-5	80.0%				
FT%	11-18	61.1%				
GM FG%	23-48	47.9%				
3PT%	9-23	39.1%				
FT%	21-35	60.0%				

Dead Ball Rebounds: 5, 0

Clemson - 62 Record: 3-3

NO. Name	Min	FG M-A	3P M-A	FT M-A	Rebounds OR DR TOT	Fouls PF FD	TP	AS	TO	ST	Blocks BS BA	+/-
5 Amari Robinson	F 25:09	3-11	1-3	0-0	2 3 5	4 1	7	1	4	1	0 0	-5
12 Hannah Hank	C 31:25	2-4	2-3	3-4	1 8 9	4 4	9	0	1	1	0 0	-13
2 Daisha Bradford	G 20:32	3-10	0-3	1-2	0 0 0	5 3	7	3	1	0	0 0	-8
22 Ruby Whitehorn	G 27:32	4-11	0-1	2-3	1 4 5	3 4	10	2	4	0	0 0	-12
24 AleJah Douglas	G 19:55	5-11	2-4	1-4	1 2 3	5 2	13	0	5	3	0 0	2
0 Brie Perpinjan	24:44	1-6	0-2	2-2	1 1 2	1 2	4	4	0	3	0 0	-16
3 Makayla Elmore	17:15	1-1	0-0	1-2	3 1 0	3 1	0	1	0	1	0 0	-10
15 Kionna Gaines	12:28	2-5	0-0	0-0	1 2 3	1 1	4	0	1	0	0 0	-1
30 Madi Ott	14:49	1-4	1-4	0-0	0 0 0	1 0	3	1	0	0	0 0	-7
21 Eno Iiyang	06:11	1-1	0-0	0-0	0 1 1	1 0	2	0	1	0	0 0	0
Team					1 2 3		0	0				
Totals		23-64	7-21	9-15	9 25 34	27 16	62	12	17	9	1 1	-14

Technical Fouls:Bradford 4th4:04

Shooting By Period			
1 st	FG%	7-16	43.8%
	3PT%	1-6	16.7%
	FT%	0-2	0%
2 nd	FG%	4-15	26.7%
	3PT%	0-4	0.0%
	FT%	1-2	50%
3 rd	FG%	5-13	38.5%
	3PT%	1-3	33.3%
	FT%	2-2	100%
4 th	FG%	7-20	35.0%
	3PT%	5-8	62.5%
	FT%	6-9	66.7%
GM FG%	FG%	23-64	35.9%
	3PT%	7-21	33.3%
	FT%	9-15	60.0%
Dead Ball Rebounds: 3.0			

#SIDEBYSIDE



Official Basketball Box Score - Final
Troy at Arkansas
12/01/22 Bud Walton Arena, Fayetteville
2022-23 Women's Basketball

Game Time: 7:00 PM
Game Duration: 2:02
Attendance: 3,019

Officials: William (Bily) Smith, Meadow Overstreet, Teresa Luck

Troy - 70

Record: 3-4

NO. Name	Min	FG M-A	3P M-A	FT M-A	Rebounds OR DR TOT	Fouls PF FD	TP	AS	TO	ST	Blocks BS BA	+/-
10 Tai'Sheka Porchia	F 24:52	3-10	0-0	4-5	1 4 5	1 3	10	1	3	1	1 1	-1
11 Ja'Mia Hollings	F 24:28	4-9	0-1	0-0	3 5 8	2 0	8	1	3	1	0 0	-24
3 Makayia Hallmon	G 25:13	9-23	4-7	3-4	0 1 1	3 2	25	1	1	0	0 0	-17
5 Jada Walton	G 21:37	4-13	2-5	0-1	4 0 4	1 2	10	2	1	0	0 0	-16
22 Sharonica Hartsfield	G 15:32	0-2	0-2	4-6	2 0 2	5 4	4	1	2	0	0 0	-11
12 Nia Daniel	13:55	1-4	0-2	0-0	2 2 4	0 0	2	0	1	0	1 0	2
20 Janean Camp	15:47	1-5	0-0	1-2	3 7 10	4 2	3	0	5	1	2 1	-9
4 Jashanti Simmons	08:13	0-0	0-0	1-2	3 0 3	2 0	0	1	0	0	0 0	1
0 Gabbi Cartagena	14:45	1-4	0-3	1-1	1 1 2	1 2	3	0	0	0	0 0	5
1 Mary Delgado	13:33	2-3	1-1	0-0	0 1 1	3 1	5	3	2	1	0 0	-2
21 Ke'Aja Williams	10:44	0-0	0-0	0-0	1 3 4	2 0	0	0	0	0	1 0	1
23 Shaniah Nunn	06:52	0-2	0-1	0-2	1 2 3	0 1	0	0	2	0	0 0	-6
31 Jamila Nansombi-Gunter	04:48	0-1	0-0	0-0	1 0 1	0 0	0	0	0	0	0 0	-8
Team					4 1 5		0	1				
Totals	25:77	7-22	13-21	24-29	53	25 17	70	10	21	5	5 3	-17

Technical Fouls: Coach 2nd 3rd 5th Hallmon 4th 0:01

Dead Ball Rebounds: 4, 3

Arkansas - 87

Record: 9-0

NO. Name	Min	FG M-A	3P M-A	FT M-A	Rebounds OR DR TOT	Fouls PF FD	TP	AS	TO	ST	Blocks BS BA	+/-
4 Erynn Barnum	F 19:10	8-9	0-1	2-2	3 5 8	1 2	18	2	1	2	0 0	12
0 Saylor Poffenbarger	G 24:18	3-8	1-4	2-2	0 3 3	1 3	9	5	3	0	1 0	1
2 Samara Spencer	G 27:47	8-15	3-8	0-3	0 3 3	1 4	19	6	3	1	0 2	26
3 Chrissy Carr	G 25:43	5-14	2-9	2-2	1 2 3	2 1	14	0	0	1	0 0	23
43 Makayia Daniels	G 25:36	2-6	2-6	4-4	0 3 3	4 7	10	4	3	3	0 0	10
11 Rylee Langerman	15:55	0-2	0-2	1-2	1 4 5	2 2	1	3	2	0	0 0	20
24 Jersey Wollenbarger	20:46	4-7	3-5	0-2	2 1 3	1 1	11	0	0	1	2 0	9
30 Maryam Dauda	20:50	0-6	0-1	0-0	0 7 7	4 1	0	0	1	0	0 0	5
55 Emrie Ellis	08:42	0-2	0-1	1-2	0 0 0	1 1	1	0	0	0	0 0	-10
20 Karley Johnson	05:38	0-0	0-0	0-0	1 0 1	0 0	0	0	0	0	0 0	1
22 Avery Hughes	03:22	1-1	0-0	2-2	0 0 0	0 0	1	4	0	0	0 0	-6
21 Loren Lindsey	02:13	0-0	0-0	0-0	0 0 0	0 0	0	0	0	0	0 0	-1
Team					2 3 5		0	1				
Totals	31:70	11-37	14-21	10 31	41	19 23	87	20	14	8	3 5	17

Technical Fouls: Coach 3rd 1:43 Coach 4th 0:01

Dead Ball Rebounds: 4, 1

	TROY	ARK
Biggest lead	0 (1 st 10:00)	27 (3 rd 4:18)
Best Scoring Run	6 (4 th 5:38)	9 (2 nd 2:54)
Lead Changes	0	
Times Tied	3	
Time with Lead	00:00	38:50

Points from Turnovers	TROY	ARK
Paint	20	40
Second Chance	14	9
Fast Breaks	17	20
Bench	13	17

Period by Period Scoring	1st	2nd	3rd	4th	TOT
TROY	17	7	20	26	70
ARK	27	17	23	20	87



Official Basketball Box Score - Final
Oral Roberts at Arkansas
12/04/22 Bud Walton Arena, Fayetteville
2022-23 Women's Basketball

Game Time: 2:00 PM
Game Duration: 1:48
Attendance: 2,947

Officials: Katie Lukanich, Sal Esho, Eric Baker

Oral Roberts - 58

Record: 2-7

NO. Name	Min	FG M-A	3P M-A	FT M-A	Rebounds OR DR TOT	Fouls PF FD	TP	AS	TO	ST	Blocks BS BA	+/-
22 Ruthie Udumoh	F 32:26	0-8	0-2	4-6	2 3 5	4 3	0	4	0	0	0 2	-34
32 Tirzah Moore	F 32:17	7-12	0-0	2-2	5 6 11	3 3	16	0	1	0	2 3	-40
2 Hannah Cooper	G 38:07	7-19	0-1	1-3	0 3 3	4 3	15	4	4	4	0 4	-36
11 Ariel Walker	G 24:06	4-11	1-5	4-6	3 2 5	2 4	13	0	1	2	0 0	-21
14 Delaney Nix	G 25:41	1-8	0-7	0-0	0 3 3	1 0	2	1	0	0	0 0	-21
20 Lauren Ramey	16:29	1-6	0-5	0-0	0 3 3	0 0	2	0	0	0	1 0	-9
30 Sara Rodrigues	19:51	1-4	1-3	3-4	0 4 4	3 3	6	1	1	0	0 0	0
23 Talia Pogi	09:10	0-3	0-3	0-0	0 1 1	1 0	0	0	1	0	0 0	-12
1 Maggie Sockey	01:53	0-0	0-0	0-0	0 0 0	1 0	0	0	1	0	0 0	-2
Team					2 4 6		0	1				
Totals	21:71	2-26	14-21	12 29	41	19 16	58	6	13	6	3 9	-34

Technical Fouls: NONE

Dead Ball Rebounds: 3, 0

Arkansas - 92

Record: 10-0

NO. Name	Min	FG M-A	3P M-A	FT M-A	Rebounds OR DR TOT	Fouls PF FD	TP	AS	TO	ST	Blocks BS BA	+/-
4 Erynn Barnum	F 19:43	3-5	0-0	0-0	2 3 5	3 0	6	4	1	0	1 0	14
0 Saylor Poffenbarger	G 26:09	5-11	1-3	3-4	0 13 13	4 5	14	5	0	0	1 0	35
2 Samara Spencer	G 30:40	10-17	6-8	6-12	1 1 2	1 6	32	3	2	3	1 0	36
24 Jersey Wollenbarger	G 32:30	2-5	0-2	5-5	3 9 12	1 3	9	1	2	0	4 0	29
3 Chrissy Carr	G 35:04	6-17	3-12	0-0	1 4 5	2 1	15	1	2	0	0 0	33
11 Rylee Langerman	16:32	1-4	0-2	1-2	3 3 6	2 1	3	1	0	2	0 0	5
30 Maryam Dauda	22:08	5-11	0-3	0-0	3 5 8	3 0	10	1	0	0	2 1	14
55 Emrie Ellis	08:33	1-3	0-0	0-0	0 1 1	0 1	2	0	0	0	0 1	4
22 Avery Hughes	03:52	0-0	0-0	1-2	0 0 0	0 1	1	0	1	0	0 0	1
20 Karley Johnson	02:43	0-1	0-0	0-0	0 0 0	0 0	1	0	0	0	0 0	1
21 Loren Lindsey	02:06	0-0	0-0	0-0	0 0 0	0 0	0	0	0	0	0 0	-2
Team					2 4 6		0	0				
Totals	33:74	10-30	16-25	15 42	57	16 19	92	16	8	5	9 3	34

Technical Fouls: NONE

Dead Ball Rebounds: 6, 0

	ORU	ARK
Biggest lead	2 (1 st 9:14)	36 (4 th 2:06)
Best Scoring Run	6 (2 nd 3:18)	14 (4 th 8:21)
Lead Changes	3	
Times Tied	1	
Time with Lead	01:14	37:53

Points from Turnovers	ORU	ARK
Paint	36	42
Second Chance	10	10
Fast Breaks	13	20
Bench	8	16

Period by Period Scoring	1st	2nd	3rd	4th	TOT
ORU	16	21	10	11	58
ARK	22	19	32	19	92



Official Basketball Box Score - Final
Lamar University at Arkansas
12/08/22 Bud Walton Arena, Fayetteville
2022-23 Women's Basketball

Game Time: 7:00 PM
Game Duration: 1:52
Attendance: 2,268

Officials: Putari Spurlock-Welsh, Nykesha Thompson, Eric Brewster

Lamar University - 50

Record: 4-4

NO. Name	Min	FG M-A	3P M-A	FT M-A	Rebounds OR DR TOT	Fouls PF FD	TP	AS	TO	ST	Blocks BS BA	+/-
14 Emma Imevbore	F 07:08	1-2	0-0	0-0	2 2 4	4 0	2	0	1	0	1 0	-4
22 NJ Weems	F 14:32	0-1	0-1	2-3	0 1 1	3 1	2	0	4	0	0 0	-1
3 Sabria Dean	G 37:53	3-11	3-6	2-2	3 4 7	3 3	11	1	5	3	0 2	-10
11 Portia Adams	G 30:57	5-12	2-3	0-0	1 4 5	4 3	12	0	1	1	0 0	-2
30 RT'Mari Taylor	G 35:49	4-12	1-2	0-0	0 1 1	1 2	9	5	3	2	0 3	-11
2 Alyiah Craft	15:21	1-3	0-1	0-0	0 1 1	2 0	2	0	2	0	0 0	-6
41 Akasha Davis	24:01	3-10	0-0	2-3	3 2 5	2 8	0	2	1	1	0 0	-5
13 Taliah Hill	08:51	1-2	0-0	2-2	1 1 2	4 1	4	0	0	0	0 1	-4
33 Anaya Bernard	25:28	0-2	0-0	0-0	1 6 7	3 1	0	0	0	2	0 1	-14
Team					1 2 3		0	2				
Totals	18:55	6-13	8-10	12 24	36	26 13	50	6	20	9	2 9	-13

Technical Fouls: NONE

Dead Ball Rebounds: 1, 1

Arkansas - 63

Record: 11-0

NO. Name	Min	FG M-A	3P M-A	FT M-A	Rebounds OR DR TOT	Fouls PF FD	TP	AS	TO	ST	Blocks BS BA	+/-
4 Erynn Barnum	F 33:51	2-4	0-1	1-4	3 5 8	2 5	5	3	5	1	2 0	15
0 Saylor Poffenbarger	G 37:37	7-13	2-5	1-3	2 10 12	3 4	17	3	5	2	3 2	19
2 Samara Spencer	G 33:45	5-10	1-3	6-16	0 0 0	4 11	17	4	5	0	0 0	7
24 Jersey Wollenbarger	G 32:20	2-9	0-3	0-0	3 3 6	1 0	4	0	1	2	3 0	13
3 Chrissy Carr	G 35:42	4-9	4-9	6-8	1 1 2	2 4	18	0	1	0	0 0	13
11 Rylee Langerman	18:13	0-2	0-2	0-0	1 5 6	0 2	0	0	1	1	1 0	8
30 Maryam Dauda	06:09	1-1	0-0	0-0	0 0 0	1 0	1	2	0	2	0 0	-2
55 Emrie Ellis	02:23	0-0	0-0	0-0	0 0 0	0 0	0	0	0	0	0 0	-6
Team					2 1 3		0	0				
Totals	21:48	7-23	14-31	12 25	37	13 26	63	10	20	8	9 2	13

Technical Fouls: NONE

Dead Ball Rebounds: 7, 1

	LU	ARK
Biggest lead	4 (2 nd 6:27)	13 (4 th 0:13)
Best Scoring Run	5 (2 nd 0:16)	9 (3 rd 0:46)
Lead Changes	0	
Times Tied	7	
Time with Lead	10:24	24:04

Points from Turnovers	LU	ARK
Paint	20	26
Second Chance	10	8
Fast Breaks	4	11
Bench	14	2

Period by Period Scoring	1st	2nd	3rd	4th	TOT
LU	16	17	10	7	50
ARK	13	18	16	16	63



Official Basketball Box Score - Final
Arkansas St. at Arkansas
12/11/22 Bud Walton Arena, Fayetteville
2022-23 Women's Basketball

Game Time: 3:00 PM
Game Duration: 1:48
Attendance: 3,266

Officials: Margaret Tieman, Timothy Daniel, Kaz Beverley

Arkansas St. - 63

Record: 4-5



Official Basketball Box Score - Final
Arkansas at Creighton
12/17/22 D.J. Sokol Arena, Omaha, Neb.
2022-23 Women's Basketball

Game Time: 1:00 PM
Game Duration: 2:03
Attendance: 1,050

Officials: Tiara Cruise, Dee Kantner, Pualani Spurlock-Welsh

Arkansas - 83			Record: 13-0												
NO.	Name	Min	FG M-A	3P M-A	FT M-A	Rebounds OR DR TOT	Fouls PF FD	TP	AS	TO	ST	Blocks BS BA	+/-		
4	Erynn Barnum	F 29:35	5-9	0-0	5-7	1 1 2	2 4	15	4	0	2	2 0	8		
0	Saylor Poffenbarger	G 37:44	6-16	2-7	2-3	4 7 11	3 2	16	3	6	2	0 1 5	5		
2	Samara Spencer	G 36:38	10-17	5-7	1-4	0 4 4	3 4	26	4	1	0	0 2 13	3		
34	Chrissy Carr	G 15:21	0-3	0-3	2-2	0 2 2	2 2	2	0	0	1	0 0 3	3		
43	Makayla Daniels	G 30:00	3-7	2-3	6-8	1 1 2	4 6	14	3	3	0	0 0 1	1		
11	Rylee Langerman	25:26	2-3	2-3	0-0	1 4 5	1 0	6	0	0	0	0 0 2	2		
24	Jersey Wolfenbarger	14:51	0-1	0-1	0-0	1 2 3	1 0	0	0	0	0	0 0 8	8		
30	Maryam Dauda	10:25	1-2	1-2	1-2	0 1 1	1 1	4	1	3	0	0 0 0	0		
Team						1 5 6		0	0						
Totals			27-58	12-26	17-26	9 27 36	17 19	83	15	13	5	2 3 8			
Technical Fouls: NONE															

Technical Fouls: NONE

Shooting By Period	
1 st FG%	5-13 38.5%
3PT%	2-7 28.6%
FT%	1-6 16.7%
2 nd FG%	9-16 56.3%
3PT%	4-6 66.7%
FT%	2-4 50%
3 rd FG%	7-18 38.9%
3PT%	4-11 36.4%
FT%	6-8 75%
4 th FG%	6-11 54.5%
3PT%	2-2 100.0%
FT%	8-8 100%
GM FG%	27-58 46.6%
3PT%	12-26 46.2%
FT%	17-26 65.4%

Dead Ball Rebounds: 3, 0

Creighton - 75			Record: 8-2												
NO.	Name	Min	FG M-A	3P M-A	FT M-A	Rebounds OR DR TOT	Fouls PF FD	TP	AS	TO	ST	Blocks BS BA	+/-		
31	Emma Ronsiek	F 26:02	5-11	1-5	2-2	2 5 7	5 2	13	2	2	0	0 0 0	-2		
13	Rachael Saunders	G 15:51	2-2	0-0	0-0	1 2 3	4 0	4	2	1	2	2 0 0	-6		
15	Lauren Jensen	G 30:15	4-16	1-8	4-5	1 3 4	3 4	3	13	1	3	1 0 0	-11		
21	Molly Mogensen	G 31:27	1-9	1-8	1-2	0 4 4	2 2	4	1	3	1	0 0 0	-13		
30	Morgan Maly	G 28:43	5-13	2-8	12-12	5 4 9	1 6	24	3	3	0	0 0 0	-9		
14	Mallory Brake	13:44	0-0	0-0	0-2	2 0 2	0 1	0	1	0	1	1 0 0	6		
22	Carly Bachelor	27:55	3-8	0-1	0-0	5 6 11	3 2	6	1	0	0	0 0 2	-9		
11	Kiani Lockett	08:11	0-1	0-0	0-0	0 0 0	1 0	0	2	1	0	0 0 0	7		
2	Kennedy Townsend	06:11	0-1	0-1	0-0	0 0 0	0 0	0	1	0	0	0 0 0	-6		
12	Jayme Horan	11:41	3-5	3-4	2-2	1 3 4	1 1	11	0	0	0	0 0 3	3		
Team						1 1 2		0		1					
Totals			23-66	8-35	21-25	18 28 46	20 17	75	14	14	5	3 2 8			

Technical Fouls: Saunders 3rd 9:11

Shooting By Period	
1 st FG%	7-19 36.8%
3PT%	3-13 23.1%
FT%	0-0 0%
2 nd FG%	3-12 25.0%
3PT%	3-7 42.9%
FT%	7-10 70%
3 rd FG%	8-20 40.0%
3PT%	2-10 20.0%
FT%	2-2 100%
4 th FG%	5-15 33.3%
3PT%	0-5 0.0%
FT%	12-13 92.3%
GM FG%	23-66 34.8%
3PT%	8-35 22.9%
FT%	21-25 84.0%

Dead Ball Rebounds: 2, 0

Biggest lead		ARK	CRE
11 (3 rd 2:35)		6 (2 nd 7:00)	
Best Scoring Run		11 (3 rd 9:41)	7 (3 rd 7:10)
Lead Changes		4	
Times Tied		9	
Time with Lead		26:10	12:53

Points from Turnovers		ARK	CRE
11		12	
Paint		26	24
Second Chance		11	14
Fast Breaks		10	9
Bench		10	17

Period by Period Scoring		1st	2nd	3rd	4th	TOT
ARK		13	24	24	22	83
CRE		17	16	20	22	75



Official Basketball Box Score - Final
Oregon at Arkansas
12/20/22 Pechanga Arena, San Diego
2022-23 Women's Basketball

Game Time: 1:00 PM
Game Duration: 1:46
Attendance: 321

Officials: Kim Hobbs, Salf Escho, Scott Osborn

Oregon - 85		Record: 10-1													
NO. Name	Min	FG M-A	3P M-A	FT M-A	Rebounds OR DR TOT	Fouls PF FD	TP	AS	TO	ST	Blocks BS BA	+/-			
40 Grace VanSlooten	F 31:00	10-19	0-0	6-10	3 3 6	3 6	26	1	3	0	2 3 5	5			
15 Philippa Kyei	C 25:30	3-6	0-0	0-2	5 9 14	1 2	6	1	1	0	1 1 0	1			
2 Chance Gray	G 28:31	3-11	2-5	0-0	0 1 1	1 0	8	1	1	0	0 0 14	14			
4 Endyia Rogers	G 33:47	6-13	1-3	7-10	0 3 3	2 9	20	6	1	2	1 0 12	3			
12 Te-Hina Paopao	G 32:06	4-10	3-6	1-2	0 5 5	2 1	12	4	2	1	2 0 3	3			
0 Taya Hanson	18:01	3-5	1-3	1-2	1 4 5	1 1	8	2	1	0	0 0 6	6			
3 Ahise Hurst	23:04	2-6	1-3	0-0	0 4 4	2 1	5	2	0	0	0 0 10	10			
11 Taylor Hosendove	08:01	0-0	0-0	0-0	2 3 5	2 0	0	0	1	0	0 0 0	0			
Team					3 4 7		0		0						
Totals		31-70	8-20	15-26	14 36 50	14 20	85	17	10	3	6 4 7				
Technical Fouls: NONE															

Technical Fouls: NONE

Shooting By Period	
1 st FG%	10-20 50.0%
3PT%	2-5 40.0%
FT%	0-0 0%
2 nd FG%	4-12 33.3%
3PT%	0-3 0.0%
FT%	8-14 57.1%
3 rd FG%	7-20 35.0%
3PT%	1-3 33.3%
FT%	2-2 100%
4 th FG%	10-18 55.6%
3PT%	5-9 55.6%
FT%	5-10 50%
GM FG%	31-70 44.3%
3PT%	8-20 40.0%
FT%	15-26 57.7%

Dead Ball Rebounds: 6, 0

Arkansas - 78			Record: 13-1												
NO.	Name	Min	FG M-A	3P M-A	FT M-A	Rebounds OR DR TOT	Fouls PF FD	TP	AS	TO	ST	Blocks BS BA	+/-		
4	Erynn Barnum	F 27:14	8-17	3-4	3-4	5 4 9	4 2	22	0	0	0	1 1	-8		
0	Saylor Poffenbarger	G 34:09	2-9	1-6	0-0	1 10 11	3 0	5	3	2	1	0 0	0		
2	Samara Spencer	G 38:40	6-18	2-6	6-8	0 7 7	5 7	20	2	1	0	0 3	-6		
34	Chrissy Carr	G 28:27	1-5	1-5	0-0	0 1 1	0 0	3	3	1	1	0 0	-1		
43	Makayla Daniels	G 33:47	6-17	3-8	0-0	1 2 3	3 3	15	1	1	0	0 1	13		
11	Rylee Langerman	24:58	2-4	2-2	1-2	4 3 7	2 2	7	0	3	0	0 1	-10		
30	Maryam Dauda	11:49	3-7	0-0	0-0	1 0 1	3 0	6	1	0	0	0 0	2		
55	Emmie Ellis	00:56	0-0	0-0	0-0	0 1 1	0 0	0	0	0	0	0 0	1		
Team						3 2 5		0		0					
Totals			28-77	12-31	10-14	15 30 45	20 14	78	18	9	4	4 6	-7		

Technical Fouls: NONE

Shooting By Period	
1 st FG%	10-21 47.6%
3PT%	4-5 80.0%
FT%	1-2 50%
2 nd FG%	5-16 31.3%
3PT%	1-9 11.1%
FT%	1-2 50%
3 rd FG%	9-23 39.1%
3PT%	4-9 44.4%
FT%	0-0 0%
4 th FG%	4-17 23.5%
3PT%	3-8 37.5%
FT%	3-10 80%
GM FG%	28-77 36.4%
3PT%	12-31 38.7%
FT%	10-14 71.4%

Dead Ball Rebounds: 2, 0

Biggest lead		ORG	ARK
7 (4 th 0:28)		7 (2 nd 5:05)	
Best Scoring Run		9 (2 nd 0:56)	6 (1 st 4:25)
Lead Changes		7	
Times Tied		9	
Time with Lead		13:38	20:50

Points from Turnovers		ORG	ARK
8		15	
Paint		40	26
Second Chance		18	12
Fast Breaks		15	11
Bench		13	13

Period by Period Scoring		1st	2nd	3rd	4th	TOT
ORG		22	16	17	30	85
ARK		25	12	22	19	78



Official Basketball Box Score - Final
South Fla. at Arkansas
12/21/22 Pechanga Arena, San Diego
2022 NCAA W San Diego Invitational

Game Time: 1:00 PM
Game Duration: 2:07
Attendance: 303

Officials: Doug Knight, Kim Hobbs, Scott Osborn

South Fla. - 66		Record: 11-4													
NO.	Name	Min	FG M-A	3P M-A	FT M-A	Rebounds OR DR TOT	Fouls PF FD	TP	AS	TO	ST	Blocks BS BA	+/-		
32	Dulcy Fankam Mendjiadeu	29:56	8-11	0-0	0-0	2 10 12	4 2	16	0	2	0	0 1 1	13		
55	Carla Brito	F 15:32	2-5	1-1	3-4	0 3 3	0 3	8	1	1	0	1 0 0	6		
3	Sammie Puitsis	G 44:02	2-11	1-7	0-0	2 3 5	0 2	5	2	3	0	0 0 1	1		
5	Elena Tsineke	G 40:28	9-17	3-6	2-2	2 0 2	4 3	23	3	7	3	1 2 3	3		
22	Aerial Wilson	G 22:13	1-1	1-1	0-2	0 3 3	5 1	3	5	2	0	1 0 9	9		
12	Marina Asensio	09:08	0-0	0-0	0-0	0 3 3	0 0	0	2	0	0	0 0 0	0		
20	Daniela Gonzalez	29:28	1-6	1-2	0-0	1 0 1	4 1	3	1	0	0	0 2 5	-5		
2	Priscilla Williams	03:21	0-1	0-0	0-0	0 0 0	0 0	0	0	1	0	0 0 0	-2		
1	Emma Johansson	13:45	1-2	0-1	0-0	0 3 3	3 1	2	1	1	1	0 1 0	-10		
1	Maria Alvarez	15:16	1-4	1-3	3-3	1 1 2	1 1	6	0	2	0	0 0 0	-7		
0	Caitlin McGee	01:19	0-0	0-0	0-0	0 1 1	0 0	0	0	0	0	1 0 2	-1		
10	Janette Aarnio	00:32	0-0	0-0	0-0	0 0 0	0 0	0	0	0	0	0 0 0	-2		
Team						2 3 5		0	0						
Totals			25-58	8-21	8-11	10 30 40	21 14	66	15	9	4	5 5 5			

#SIDEBYSIDE



Official Basketball Box Score - Final
Arkansas at Kentucky
01/01/23 Memorial Coliseum, Lexington
2022-23 Women's Basketball

Game Time: 2:00 PM
Game Duration: 1:52
Attendance: 3,284

Officials: Gina Cross, Karen Preato, Frank Sliatore

Arkansas - 71

Record: 14-3 (1-1)

NO.	Name	Min	FG	3P	FT	Rebounds	Fouls	TP	AS	TO	ST	Blocks	+/
			M-A	M-A	M-A	OR DR TOT	PF FD					BS BA	
4	Erynn Barnum	F 29:17	7-11	0-0	3-4	4 4 8	2 4	17	7	3	0	3 1	20
0	Saylor Poffenbarger	G 33:57	8-17	0-3	1-1	2 5 7	2 4	17	3	6	0	2 0	15
2	Samara Spencer	G 33:22	1-8	1-4	3-4	0 2 2	2 3	6	5	1	2	0 1	22
34	Chrissy Carr	G 24:55	3-10	2-8	0-0	0 4 4	2 3	8	1	3	1	0 0	18
43	Makayla Daniels	G 26:22	3-8	3-7	2-2	1 1 2	4 2	11	4	2	0	0 1	15
11	Rylee Langerman	G 22:54	2-4	2-3	0-0	2 5 7	0 0	6	1	1	1	0 0	23
24	Jersey Wollenbarger	14:55	2-5	0-0	0-0	0 3 3	2 2	4	0	2	0	0 1	-2
30	Maryam Dauda	10:43	1-1	0-0	0-0	1 2 3	1 0	2	1	0	0	2 0	1
55	Emrie Ellis	02:55	0-0	0-0	0-0	0 1 1	0 0	0	0	0	0	0 0	-5
22	Avery Hughes	00:40	0-0	0-0	0-0	0 0 0	0 0	0	0	1	0	0 0	-2
Team						2 2 4				0			
Totals			27-64	8-25	9-11	12 29 41	15 18	71	22	19	4	7 4	21

Technical Fouls:NONE

Shooting By Period		
1 st FG%	7-16	43.8%
3PT%	1-7	14.3%
FT%	1-1	100%
2 nd FG%	8-21	38.1%
3PT%	2-9	22.2%
FT%	0-0	0%
3 rd FG%	7-17	41.2%
3PT%	4-6	66.7%
FT%	1-2	50%
4 th FG%	5-10	50.0%
3PT%	1-3	33.3%
FT%	7-8	87.5%
GM FG%	27-64	42.2%
3PT%	8-25	32.0%
FT%	9-11	81.8%

Dead Ball Rebounds: 4, 0

Kentucky - 50

Record: 8-6 (0-2)

NO.	Name	Min	FG	3P	FT	Rebounds	Fouls	TP	AS	TO	ST	Blocks	+/
			M-A	M-A	M-A	OR DR TOT	PF FD					BS BA	
21	Niyah Leveretter	F 18:52	1-4	0-0	3-6	6 3 9	2 3	5	0	3	1	1 0	-7
5	Blair Green	G 33:00	5-19	2-6	2-2	1 1 2	3 1	14	1	3	2	0 1	-13
11	Jada Walker	G 33:17	6-14	0-1	1-2	1 0 1	2 2	13	2	4	2	0 0	-12
22	Maddie Scherr	G 37:41	1-11	0-5	6-7	4 6 10	2 4	8	3	5	5	0 1	-15
34	Emma King	G 17:41	1-3	0-1	0-0	0 1 1	1 0	2	0	0	1	2 0	-1
13	Ajae Petty	14:21	2-7	0-0	0-0	3 5 8	0 2	4	0	3	2	1 3	-22
25	Adeola Adeyeye	13:47	0-1	0-0	0-0	2 1 3	4 0	0	0	2	0	0 0	0
4	Eniya Russell	13:10	0-1	0-0	0-0	0 3 3	1 1	0	1	3	0	0 0	-19
3	Kennedy Cambridge	05:01	0-0	0-0	0-0	0 0 0	1 0	0	0	0	1	0 0	-4
20	Amiya Jenkins	13:00	1-5	0-1	2-2	1 1 2	2 2	4	1	0	0	0 0	-3
Team						1 1 2				0			
Totals			17-65	2-14	14-19	19 22 41	18 15	50	8	23	14	4 7	-21

Technical Fouls:NONE

Shooting By Period		
1 st FG%	3-12	25.0%
3PT%	0-2	0.0%
FT%	2-3	66.7%
2 nd FG%	5-17	29.4%
3PT%	1-3	33.3%
FT%	0-0	0%
3 rd FG%	4-14	28.6%
3PT%	0-4	0.0%
FT%	1-2	50%
4 th FG%	5-22	22.7%
3PT%	1-5	20.0%
FT%	11-14	78.6%
GM FG%	17-65	26.2%
3PT%	2-14	14.3%
FT%	14-19	73.7%

Dead Ball Rebounds: 5, 1

	AR	UK
Biggest lead	27 (3 rd 2:45)	2 (1 st 5:33)
Best Scoring Run	16 (2 nd 7:03)	9 (3 rd 9:16)
Lead Changes	2	
Times Tied	4	
Time with Lead	36:09	00:35
Points from Turnovers	33	10
Paint	34	28
Second Chance	9	9
Fast Breaks	4	10
Bench	12	8
Period by Period Scoring		
1st	18	18
2nd	18	19
3rd	11	9
4th	22	50



Official Basketball Box Score - Final
Florida at Arkansas
01/05/23 Bud Walton Arena, Fayetteville
2022-23 Women's Basketball

Game Time: 7:00 PM
Game Duration: 2:05
Attendance: 4,524

Officials: Roy Gubayan, Ashlee Goode, Brian Garland

Florida - 74

Record: 12-4 (1-2)

NO.	Name	Min	FG	3P	FT	Rebounds	Fouls	TP	AS	TO	ST	Blocks	+/
			M-A	M-A	M-A	OR DR TOT	PF FD					BS BA	
25	Faith Dut	F 11:28	0-2	0-1	1-2	0 4 4	5 1	1	0	1	0	1 0	-5
24	Ra Shaya Kyle	C 22:40	6-11	0-0	5-6	2 3 5	2 4	17	0	1	0	0 1	-11
3	Kirsten Deans	G 27:56	4-14	1-7	9-11	0 3 3	3 6	18	1	0	1	0 0	-11
5	Alberte Rimdal	G 25:37	4-10	1-2	0-0	3 1 4	5 0	9	3	2	1	0 0	-18
15	Nina Rickards	G 24:20	1-7	0-2	4-4	1 0 1	4 3	6	0	4	2	0 1	-9
1	Myka Perry	26:18	6-11	2-4	3-5	0 3 3	1 3	17	1	1	0	0 0	-23
2	Talyah Wyche	16:42	1-3	0-0	2-2	0 1 1	3 3	4	0	0	0	1 0	-17
00	Talyah Wyche	15:12	0-0	0-0	3-2	5	2	0	0	1	1	0 1	-8
20	Jeriah Warren	21:58	0-2	0-2	1-4	5 0 1	2 1	0	1	0	1	0 0	-15
22	Paige Clausen	07:49	0-1	0-0	0-0	0 1 1	2 0	0	0	0	0	0 0	-13
Team						0 1 1				0			
Totals			22-64	4-18	26-32	10 23 33	27 21	74	7	10	6	2 3	-28

Technical Fouls:Rickards 3rd6:30

Shooting By Period		
1 st FG%	7-16	43.8%
3PT%	2-3	66.7%
FT%	3-4	75%
2 nd FG%	2-16	12.5%
3PT%	1-5	20.0%
FT%	3-4	75%
3 rd FG%	7-17	41.2%
3PT%	0-5	0.0%
FT%	14-16	87.5%
4 th FG%	6-15	40.0%
3PT%	1-5	20.0%
FT%	6-8	75%
GM FG%	22-64	34.4%
3PT%	4-18	22.2%
FT%	26-32	81.3%

Dead Ball Rebounds: 4, 1

Arkansas - 102

Record: 15-3 (2-1)

NO.	Name	Min	FG	3P	FT	Rebounds	Fouls	TP	AS	TO	ST	Blocks	+/
			M-A	M-A	M-A	OR DR TOT	PF FD					BS BA	
4	Erynn Barnum	F 24:35	5-8	1-1	4-8	2 6 8	4 5	15	6	1	1	1 1	16
0	Saylor Poffenbarger	G 17:42	6-8	1-2	3-3	1 7 8	3 2	16	2	2	0	1 0	4
2	Samara Spencer	G 34:19	6-11	3-5	1-1	0 4 4	2 2	16	6	4	0	0 0	27
34	Chrissy Carr	G 31:18	6-15	2-7	2-2	1 0 1	2 1	16	1	1	0	1 23	
43	Makayla Daniels	G 30:20	3-10	1-0	7-8	0 1 1	2 8	16	2	1	0	0 0	21
11	Rylee Langerman	18:46	2-4	1-2	3-5	1 2 3	3 3	8	2	1	2	0 0	17
24	Jersey Wollenbarger	17:47	3-5	0-1	2-2	1 6 7	3 2	8	1	1	1	0 0	9
30	Maryam Dauda	15:20	0-3	0-1	0-0	0 1 1	2 0	0	3	0	0	0 0	11
55	Emrie Ellis	03:42	1-1	1-1	2-2	0 1 1	0 1	5	0	0	0	0 0	6
22	Avery Hughes	02:43	0-0	0-0	2-4	0 0 0	0 2	2	0	0	0	0 0	2
20	Karley Johnson	01:50	0-0	0-0	0-0	0 0 0	1 0	0	0	0	0	0 0	3
21	Loren Lindsey	01:38	0-0	0-0	0-0	0 0 0	0 0	0	0	0	0	0 0	1
Team						5 3 8				0			
Totals			32-65	12-20	26-35	11 31 42	22 26	102	23	11	4	3 2	28

Technical Fouls:Barnum 3rd6:30

Shooting By Period		
1 st FG%	8-19	42.1%
3PT%	3-10	30.0%
FT%	5-7	71.4%
2 nd FG%	9-14	64.3%
3PT%	2-3	66.7%
FT%	4-6	66.7%
3 rd FG%	6-16	37.5%
3PT%	4-10	40.0%
FT%	8-11	72.7%
4 th FG%	9-16	56.3%
3PT%	3-7	42.9%
FT%	9-11	81.8%
GM FG%	32-65	49.2%
3PT%	12-30	40.0%
FT%	26-35	74.3%

Dead Ball Rebounds: 7, 3

	UF	ARK
Biggest lead	2 (1 st 9:43)	29 (4 th 0:59)
Best Scoring Run	5 (3 rd 7:22)	11 (2 nd 7:30)
Lead Changes	7	
Times Tied	5	
Time with Lead	01:29	35:50
Points from Turnovers	10	12
Paint	28	34
Second Chance	16	16
Fast Breaks	9	12
Bench	23	23
Period by Period Scoring		
1st	19	8
2nd	28	19
3rd	24	24
4th	30	102



Official Basketball Box Score - Final
Arkansas at Missouri
01/09/23 Mizzou Arena, Columbia
2022-23 Women's Basketball

Game Time: 2:00 PM
Game Duration: 1:51
Attendance: 4,580

Officials: Pualani Spurlock-Welsh, Carla Fountain, Timothy Greene

Arkansas - 77

Record: 16-3 (3-1)

NO.	Name		Min	FG	3P	FT	Rebounds	Fouls	TP	AS	TO	ST	Blocks	+/
				M-A	M-A	M-A	OR DR TOT	PF FD					BS BA	
4	Erynn Barnum	F	36:41	9-13	0-1	3-7	4 7 11	1 5	21	2	2	1	1 0	24
0	Saylor Poffenbarger	G	35:36	8-16	2-7	6-7	1 5 6	1 5	24	1	2	0	1 0	23
2	Samara Spencer	G	34:29	1-5	0-4	0-0	0 9 9	1 0	2	6	0	2	0 0	17
34	Chrissy Carr	G	27:25	5-10	4-6	2-2	0 4 4	2 3	16	1	0	0	0 0	26
43	Makayla Daniels	G	32:35	4-11	1-3	0-0	2 3 5	4 3	9	2	4	0	0 2	20
11	Rylee Langerman		17:08	1-3	1-2	0-0	2 2 4	2 0	3	0	0	2	0 0	1
24	Jersey Wollenbarger		12:47	1-3	0-1	0-0	1 2 3	0 0	2	0	0	0	1 0	1
30	Maryam Dauda		03:19	0-1	0-0	0-0	1 0 1	1 1	0	0	2	0	0 0	-2
Team							0 2 2			0				
Totals				29-62	8-24	11-16	12 33 45	12 17 77	12	10	5	3	2 22	
Technical Fouls: NONE														



LSU

Official Basketball Box Score - Final
Arkansas at LSU
01/19/23 Maravich Assembly Center, Baton Rouge
2022-23 Women's Basketball

Game Time: 8:00 PM
Game Duration: 2:02
Attendance: 7,298

Officials: Denise Brooks, Angelica Sutfren, Tiffany Bird

Arkansas - 76

Record: 17-4 (4-2)

NO. Name	Min	FG M-A	3P M-A	FT M-A	Rebounds OR DR TOT	Fouls PF FD	TP	AS	TO	ST	Blocks BS BA	+/-
4 Erynn Barnum	F 28:39	7-14	1-4	5-5	1 6 7	4 5	20	1	3	1	2 2	-11
0 Saylor Poffenbarger	G 32:44	2-4	1-2	0-0	0 2 2	4 0	5	1	2	0	2 0	4
2 Samara Spencer	G 35:27	5-15	1-6	2-2	0 2 2	3 5	13	6	0	1	0 1	-13
34 Chrissy Carr	G 29:35	3-8	3-6	3-4	0 2 2	2 1	12	2	2	2	1 0	-13
43 Makayla Daniels	G 32:53	4-10	3-7	0-0	0 3 3	1 3	11	3	3	4	0 1	-8
11 Rylee Langerman	14:59	0-2	0-1	0-0	0 2 2	1 0	0	0	0	1	0 0	14
24 Jersey Wollenbarger	12:46	2-3	0-0	0-0	1 2 3	3 0	4	0	1	0	0 1	4
30 Maryam Dauda	12:57	5-7	1-3	0-0	3 1 4	2 1	11	2	2	0	2 0	8
Team					0 1 1		0		1			
Totals		26-63	10-29	10-11	5 21 26	20 15	76	15	14	9	7 5	-3

Technical Fouls:NONE

Shooting By Period	1st	2nd	3rd	4th	FT
FG%	6-17 33.3%	4-12 33.3%	5-17 29.4%	10-17 58.8%	7-12 58.3%
3PT%	1-4 25.0%	0-0 0%	1-6 16.7%	5-10 50.0%	3-6 50.0%
FT%	5-5 100%	2-2 100%	2-2 100%	7-7 100%	7-7 100%
GM FG%	28-63 44.4%	10-29 34.5%	10-11 90.9%		

Dead Ball Rebounds: 1, 0

LSU - 79

Record: 19-0 (7-0)

NO. Name	Min	FG M-A	3P M-A	FT M-A	Rebounds OR DR TOT	Fouls PF FD	TP	AS	TO	ST	Blocks BS BA	+/-
0 LaDazhia Williams	F 30:14	5-14	0-0	1-3	5 7 12	5 2	11	1	1	3	3 1	11
10 Angel Reese	F 36:43	10-21	0-0	10-17	13 6 19	3 13	30	3	3	1	1 3	8
2 Jasmine Carson	G 31:07	3-7	2-4	2-2	0 2 2	3 2	10	4	2	0	0 0	7
4 Flau'jae Johnson	G 31:17	7-9	1-1	4-4	1 5 6	2 2	19	1	5	1	0 0	6
13 Last-Tear Poa	G 13:18	2-6	0-0	0-0	0 2 2	0 0	4	2	0	0	1 2	4
5 Sa'Myah Smith	04:52	0-0	0-0	0-0	0 1 1	0 0	0	0	2	0	0 0	-3
45 Alexis Morris	25:46	2-8	1-3	0-0	1 3 4	1 0	5	0	3	3	0 0	9
55 Kateri Poole	26:43	0-2	0-2	0-0	0 2 2	2 1	0	3	1	0	0 1	-9
Team					2 1 3		0		0			
Totals		29-67	4-10	17-26	22 29 51	16 20	79	14	17	10	5 7	3

Technical Fouls:Reese 3rd5:02

Shooting By Period	1st	2nd	3rd	4th	FT
FG%	9-19 47.4%	3-7 42.9%	2-4 50%	10-17 58.8%	7-12 58.3%
3PT%	2-3 66.7%	2-4 50%	1-3 33.3%	5-10 50%	3-6 50%
FT%	5-5 100%	2-2 100%	2-2 100%	7-7 100%	7-7 100%
GM FG%	29-67 43.3%	4-10 40.0%	17-26 65.4%		

Dead Ball Rebounds: 4, 1

	ARK	LSU
Biggest lead	3 (4 th 6:23)	14 (1 st 5:12)
Best Scoring Run	7 (1 st 4:01)	7 (1 st 9:05)
Lead Changes	2	
Times Tied	2	
Time with Lead	03:56	35:15

Points from	ARK	LSU
Turnovers	13	10
Paint	34	42
Second Chance	10	23
Fast Breaks	20	12
Bench	15	5

Period by Period Scoring	1st	2nd	3rd	4th	TOT
ARK	16	14	27	19	76
LSU	22	16	23	18	79

#SIDEBYSIDE



Official Basketball Box Score - Final
Arkansas at South Carolina
01/22/23 Colonial Life Arena, Columbia
2022-23 Women's Basketball

Game Time: 3:00 PM
Game Duration: 1:50
Attendance: 13,349

Officials: Dee Kanter, Meadow Overstreet, Timothy Greene

Arkansas - 46

Record: 17-5 (4-3)

NO. Name	Min	FG M-A	3P M-A	FT M-A	Rebounds OR DR TOT	Fouls PF FD	TP	AS	TO	ST	Blocks BS BA	+/-
4 Erynn Barnum	F 20:00	3-11	0-3	5-6	0 2 2	2 6	11	2	2	2	0 4	-19
0 Saylor Poffenbarger	G 27:14	0-3	0-1	0-0	0 1 1	1 0	0	2	2	0	1 0	-30
2 Samara Spencer	G 29:26	7-15	1-3	0-0	1 1 2	0 2	15	1	0	0	1 3	-45
34 Chrissy Carr	G 23:39	2-8	2-7	0-0	0 2 2	3 0	6	0	0	1	3 0	-31
43 Makayla Daniels	G 28:36	2-10	2-8	1-2	0 0 0	4 1	7	0	0	1	0 0	-31
11 Rylee Langerman	20:05	0-1	0-1	0-0	1 2 3	4 0	0	0	1	0	0 0	-18
30 Maryam Dauda	19:02	2-8	0-4	1-1	0 2 2	2 3	5	0	1	0	2 0	-22
24 Jersey Wollenbarger	19:13	1-4	0-2	0-0	0 3 3	1 0	2	1	2	0	2 1	-21
55 Emrie Ellis	12:45	0-1	0-1	0-0	0 0 0	1 1	0	0	0	0	0 0	-13
Team					1 3 4		0		1			
Totals		17-61	5-30	7-9	2 15 17	18 13	46	6	9	4	9 8	-46

Technical Fouls:NONE

Shooting By Period	1st	2nd	3rd	4th	FT
FG%	5-18 27.8%	3-10 30.0%	4-5 80%	3-15 20.0%	0-5 0%
3PT%	0-0 0%	0-0 0%	0-0 0%	1-3 33.3%	1-1 100%
FT%	4-13 30.8%	1-6 16.7%	1-2 50%	5-15 33.3%	1-9 11.1%
GM FG%	17-61 27.9%	5-30 16.7%	7-9 77.8%		

Dead Ball Rebounds: 2, 1

South Carolina - 92

Record: 20-0 (8-0)

NO. Name		Min	FG M-A	3P M-A	FT M-A	Rebounds OR DR TOT	Fouls PF FO	TP	AS	TO	ST	Blocks BS BA	+/-
4 Aliyah Boston	F	22:58	5-11	0-1	3-3	7 7 14	1 3	13	3	0	0	1 1	32
5 Victoria Saxton	F	18:04	1-7	0-0	2-2	4 1 5	1 1	4	1	2	1	0 2	23
1 Zia Cooke	G	24:25	8-11	4-5	4-4	1 1 2	1 2	24	3	1	0	0 1	32
12 Brea Beal	G	21:25	1-7	1-1	2-2	0 3 3	0 1	5	0	1	0	0 3	28
41 Kierra Fletcher	G	15:13	2-4	1-1	4-4	0 3 3	2 2	8	1	0	0	1 0	24
10 Kamilla Cardoso		15:08	3-8	0-0	6-8	8 16	1 4	12	2	0	3	0 2	24
25 Raven Johnson		16:50	2-3	0-0	0-0	0 3 3	2 0	4	1	2	1	0 1	18
2 Ashlyn Watkins		12:27	3-4	0-0	0-0	2 2 4	1 0	6	0	1	2	1 0	5
15 Laetitia Amihore		19:29	2-7	0-0	5-8	1 5 6	2 4	9	3	2	0	0 0	19
23 Bree Hall		12:40	0-3	0-0	1-2	2 3 3	0 1	1	1	0	0	0 1	8
21 Chloe Kitts		09:58	0-4	0-0	0-0	1 3 4	0 0	1	0	1	0	0 0	9
20 Sania Feagin		09:45	3-7	0-0	0-0	2 1 3	2 0	6	0	0	1	1 1	6
0 Olivia Thompson		01:38	0-0	0-0	0-0	0 0 0	0 0	0	0	0	0	0 0	2
Team						4 4 8		0		0			
Totals			30-76	5-8	27-33	32 42 74	13 18	92	14	11	5	8 9	46

Technical Fouls:NONE

	ARK	USC
Biggest lead	1 (1 st 9:27)	48 (4 th 3:12)
Best Scoring Run	5 (4 th 6:58)	15 (2 nd 3:24)
Lead Changes	4	
Times Tied	0	
Time with Lead	00:38	39:03

Points from	ARK	USC
Turnovers	4	13
Paint	22	40
Second Chance	0	37
Fast Breaks	10	15
Bench	7	38

Period by Period Scoring	1st	2nd	3rd	4th	TOT
ARK	17	7	10	12	46
USC	25	28	24	15	92



Official Basketball Box Score - Final
Alabama at Arkansas
01/26/23 Bud Walton Arena, Fayetteville
2022-23 Women's Basketball

Game Time: 6:00 PM
Game Duration: 2:03
Attendance: 3,306

Officials: Roy Gubeyan, Brian Garland, Karen Presto

Alabama - 69

Record: 16-5 (3-3)

NO. Name	Min	FG M-A	3P M-A	FT M-A	Rebounds OR DR TOT	Fouls PF FD	TP	AS	TO	ST	Blocks BS BA	+/-
31 Jada Rice	C 29:23	3-7	0-0	6-6	0 7 7	4 3	12	1	6	1	2 0	4
3 Sarah Ashlee Barker	G 18:23	1-2	0-0	0-0	0 1 1	4 1	2	5	5	2	0 0	-7
5 Hannah Barber	G 34:31	3-5	2-3	0-0	1 1 2	3 2	8	3	4	4	0 0	4
23 Brittany Davis	G 36:19	9-15	4-7	0-0	0 4 4	4 1	22	1	1	2	0 1	-3
32 Aaliyah Nye	G 26:40	2-5	1-4	2-2	0 3 3	4 2	7	1	0	3	1 0	6
10 Ryan Cobbins	26:05	2-2	0-0	0-0	0 4 4	2 0	4	1	2	1	0 0	10
0 Loyal McQueen	12:36	2-8	0-1	3-4	0 0 0	4 3	7	3	1	0	0 2	-4
13 JeAnna Cunningham	04:33	1-1	0-0	0-0	0 0 0	2 0	2	0	0	0	0 0	1
22 Karly Weathers	11:30	2-5	1-2	0-0	1 1 2	1 2	5	0	0	1	0 1	4
Team					3 4 7		0		2			
Totals		25-50	8-17	11-12	5 25 30	28 14	69	15	21	14	3 4	3

Technical Fouls:NONE

Shooting By Period	1st	2nd	3rd	4th	FT
FG%	7-11 63.6%	4-14 28.6%	5-12 41.7%	10-17 58.8%	7-12 58.3%
3PT%	0-0 0%	0-0 0%	1-3 33.3%	5-10 50%	3-6 50%
FT%	6-6 100%	2-2 100%	2-2 100%	7-7 100%	7-7 100%
GM FG%	25-50 50%	8-17 47.1%	11-12 91.7%		

Dead Ball Rebounds: 1, 0

Arkansas - 66

Record: 17-6 (4-4)

NO. Name	Min	FG M-A	3P M-A	FT M-A	Rebounds OR DR TOT	Fouls PF FD	TP	AS	TO	ST	Blocks BS BA	+/-
4 Erynn Barnum	F 33:58	8-14	0-1	4-6	4 5 9	4 7	20	0	2	2	0 1	4
0 Saylor Poffenbarger	G 38:21	3-9	3-5	3-4	2 3 5	2 5	12	3	5	0	2 1	2
2 Samara Spencer	G 34:53	4-10	2-3	2-2	0 2 2	2 5	12	2	7	2	0 0	-3
34 Chrissy Carr	G 24:37	2-6	2-4	0-0	0 2 2	3 1	6	2	1	1	1 0	5
43 Makayla Daniels	G 39:02	2-10	1-6	8-10	1 5 6	2 9	13	5	5	2	1 0	-3
11 Rylee Langerman	15:23	0-2	0-1	0-0	0 0 0	1 0	0	0	0	1	0 1	-6
24 Jersey Wollenbarger	07:44	0-0	0-0	0-0	0 0 0	0 0	0	0	0	0	0 0	-7
30 Maryam Dauda	06:02	1-3	0-1	1-1	0 0 0	0 1	3	0	0	1	0 0	-7
Team					4 1 5		0		0			

ONE
RAZORBACK



Game Time: 2:00 PM
Game Duration: 2:17
Attendance: 2,569



Game Time: 8:00 PM
Game Duration: 2:08
Attendance: 1,978





Official Basketball Box Score - Final
Arkansas at Georgia
02/19/23 Stegeman Coliseum, Athens
2022-23 Women's Basketball

Game Time: 12:00 PM
Game Duration: 1:40
Attendance: 4,109

Officials: Gina Cross, Joseph Vaszly, Teresa Stuck

Arkansas - 48

Record: 19-10 (6-8)

NO. Name	Min	FG M-A	3P M-A	FT M-A	Rebounds OR DR TOT	Fouls PF FD	TP	AS	TO	ST	Blocks BS BA	+/-
4 Erynn Barnum	F 27:03	6-12	0-0	4-5	4 3 7	1 4	16	0	2	0	1 0	-19
0 Saylor Poffenbarger	G 35:29	3-11	0-6	0-0	0 7 7	3 1	6	3	2	1	0 0	-26
2 Samara Spencer	G 36:05	0-8	0-8	0-0	0 0 0	2 0	0	2	5	1	0 0	-20
34 Chrissy Carr	G 32:52	7-16	5-13	2-2	0 0 0	1 2	21	1	1	1	0 0	-9
43 Makayla Daniels	G 31:28	1-7	0-5	1-1	2 2 4	3 2	3	6	3	0	0 1	-20
11 Rylee Langerman	12:27	0-0	0-0	0-0	1 0 1	2 0	0	0	1	0	0 0	-6
24 Jersey Wollenbarger	11:39	0-2	0-1	0-0	0 2 2	0 0	0	1	1	0	0 0	-11
55 Emrie Ellis	00:00	0-0	0-0	0-0	0 3 3	1 1	2	0	0	0	0 0	-4
Team					3 0 3	0 0	0	2				
Totals		17-56	5-33	9-10	10 17 27	15 10 48	13	17	3	1	1	-23

Technical Fouls: Coach 4th 5:26 Coach 4th 5:26

Shooting By Period	
1 st FG%	4-14 28.6%
3PT%	1-8 12.5%
FT%	2-2 100%
2 nd FG%	5-13 38.5%
3PT%	2-9 22.2%
FT%	4-4 100%
3 rd FG%	5-17 29.4%
3PT%	2-11 18.2%
FT%	1-2 50%
4 th FG%	3-12 25.0%
3PT%	0-5 0.0%
FT%	2-2 100%
GM FG%	17-56 30.4%
3PT%	5-33 15.2%
FT%	9-10 90.0%

Dead Ball Rebounds: 2, 0

Georgia - 71

Record: 19-9 (9-6)

NO. Name	Min	FG M-A	3P M-A	FT M-A	Rebounds OR DR TOT	Fouls PF FD	TP	AS	TO	ST	Blocks BS BA	+/-
20 Jordan Isaacs	F 21:12	1-2	0-0	2-2	1 6 7	3 1	4	1	0	0	1 0	11
24 Britney Smith	F 25:04	4-9	0-0	1-3	1 5 6	3 2	9	2	1	0	0 0	16
1 Chloe Chapman	G 16:57	2-7	0-0	0-0	0 1 1	0 0	4	3	1	1	0 0	1
3 Diamond Battles	G 35:56	5-9	0-2	3-4	1 2 3	1 1	13	6	3	0	0 1	24
31 Audrey Warren	G 40:00	6-9	2-5	0-0	1 2 3	0 4	14	5	1	2	0 0	23
35 Javyn Nicholson	31:11	10-15	0-0	2-2	5 2 7	1 2	22	1	4	4	0 0	20
23 Alisha Lewis	27:07	2-3	0-0	1-1	0 3 3	2 3	5	3	3	0	0 0	21
12 Malory Bates	02:33	0-2	0-0	0-0	0 0 0	0 0	0	0	1	0	0 0	-1
Team					0 6 6	0 0	0	1				
Totals		30-56	2-7	9-12	9 27 36	10 13 71	21	15	10	1	1	23

Technical Fouls: NONE

Shooting By Period	
1 st FG%	7-14 50.0%
3PT%	1-1 100.0%
FT%	0-0 0%
2 nd FG%	6-14 42.9%
3PT%	0-4 0.0%
FT%	4-4 100%
3 rd FG%	8-15 53.3%
3PT%	0-1 0.0%
FT%	1-2 50%
4 th FG%	9-13 69.2%
3PT%	1-1 100.0%
FT%	4-6 66.7%
GM FG%	30-56 53.6%
3PT%	2-7 28.6%
FT%	9-12 75.0%

Dead Ball Rebounds: 2, 1

	ARK	UGA
Biggest lead	1 (1 st 8:35)	25 (4 th 2:37)
Best Scoring Run	7 (2 nd 7:53)	16 (4 th 2:37)
Lead Changes	2	
Times Tied	3	
Time with Lead	00:51	37:13

Points from Turnovers	ARK	UGA
	14	18
Paint	18	38
Second Chance	11	18
Fast Breaks	0	5
Bench	2	27

Period by Period Scoring					
	1st	2nd	3rd	4th	TOT
ARK	11	16	13	8	48
UGA	15	16	17	23	71



Official Basketball Box Score - Final
Arkansas at Mississippi St.
02/23/23 Humphrey Coliseum, Starkville
2022-23 Women's Basketball

Game Time: 8:02 PM
Game Duration: 1:56
Attendance: 4,940

Officials: Michael McConnell, Sall Escho, Fatou Cissoko-Stephens

Arkansas - 73

Record: 19-11 (6-9)

NO. Name		Min	FG M-A	3P M-A	FT M-A	Rebounds OR DR TOT	Fouls PF FD	TP	AS	TO	ST	Blocks BS BA	+/-
4 Erynn Barnum	F	20:04	3-8	0-1	3-3	2 3 5	3 3	9	1	2	1	0 1	-17
0 Saylor Poffenbarger	G	32:31	2-8	1-3	2-3	1 10 11	2 3	7	0	0	1	1 1	-17
2 Samara Spencer	G	32:01	8-14	4-7	5-13	0 2 2	5 10	25	1	2	3	0 1	-23
34 Chrissy Carr	G	27:58	3-13	0-8	3-4	3 1 4	1 2	9	0	0	0	0 1	-15
43 Makayla Daniels	G	31:28	5-13	3-8	4-4	0 2 2	4 3	17	4	3	1	0 0	-8
55 Emrie Ellis		05:06	0-1	0-0	0-0	0 0 0	2 0	0	0	1	0	0 0	-3
11 Rylee Langerman		16:48	0-1	0-1	2-2	0 1 1	1 1	2	1	0	1	0 0	1
24 Jersey Wollenbarger		19:14	0-2	0-2	0-2	2 4 6	1 1	1	0	0	0	0 0	6
30 Maryam Dauda		14:50	2-5	0-1	0-0	3 3 6	4 0	4	0	2	0	1 0	6
Team						1 2 3		0	0				

Technical Fouls: NONE

Shooting By Period	
1 st FG%	3-13 23.1%
3PT%	2-8 25.0%
FT%	1-6 16.7%
2 nd FG%	5-17 29.4%
3PT%	2-9 22.2%
FT%	9-9 100%
3 rd FG%	7-15 46.7%
3PT%	2-7 28.6%
FT%	3-4 75%
4 th FG%	8-20 40.0%
3PT%	2-8 25.0%
FT%	6-12 50%
GM FG%	23-65 35.4%
3PT%	8-32 25.0%
FT%	19-31 61.3%

Dead Ball Rebounds: 5, 0

Mississippi St. - 87

Record: 20-8 (9-6)

NO. Name	Min	FG M-A	3P M-A	FT M-A	OR REB	DR TOT	FOULS PF	TP	AS	TO	ST	Blocks BS BA	+/-
4 Jessica Carter	F 27:44	5-8	0-0	6-11	2	11 13	3 8	16	3	2	0	1 0	10
21 Debraasha Powe	F 21:24	2-6	1-5	0-2	0	6 6	2 1	5	0	1	0	0 0	17
0 Anastasia Hayes	G 28:36	2-6	0-1	4-4	1	4 5	2 3	8	6	1	1	0 1	11
1 Ahlana Smith	G 31:25	4-8	3-5	2-2	0	5 5	4 1	13	3	3	0	0 1	9
2 Jerkaila Jordan	G 25:28	6-12	3-7	4-4	2	1 3	3 2	19	4	0	2	1 0	25
22 Charlotte Kohl	03:33	0-0	0-0	0-0	0	1 1	0 1	0	0	0	0	0 7	-7
25 Denae Carter	09:43	1-1	0-0	0-0	0	2 2	3 0	2	0	5	0	0 0	-7
3 Asianae Johnson	17:26	2-5	0-0	4-5	0	1 1	1 4	8	2	0	1	0 0	5
11 Kourtney Weber	17:16	4-5	2-3	1-1	0	1 1	1 1	11	0	1	0	0 0	-8
23 Ramani Parker	17:25	2-6	1-2	0-0	1	4 5	4 2	5	0	0	0	2 0	1
Team					1	4 2	0 0	0	0				
Totals		28-57	10-23	21-29	7	37 44	23 23	87	18	13	4	2 14	

Technical Fouls: NONE

Shooting By Period	
1 st FG%	10-16 62.5%
3PT%	4-6 66.7%
FT%	1-2 50%
2 nd FG%	8-16 50.0%
3PT%	3-5 60.0%
FT%	5-8 62.5%
3 rd FG%	7-12 58.3%
3PT%	1-5 20.0%
FT%	4-6 66.7%
4 th FG%	3-13 23.1%
3PT%	2-7 28.6%
FT%	11-13 84.6%
GM FG%	28-57 49.1%
3PT%	10-23 43.5%
FT%	21-29 72.4%

Dead Ball Rebounds: 2, 0

	ARK	MSU
Biggest lead	0 (1 st 10:00)	28 (3 rd 8:08)
Best Scoring Run	12 (4 th 9:06)	13 (1 st 1:01)
Lead Changes	0	
Times Tied	0	
Time with Lead	00:00	39:35

Points from Turnovers	ARK	MSU
	9	14
Paint	28	34
Second Chance	13	11
Fast Breaks	13	11
Bench	6	26

Period by Period Scoring					
	1st	2nd	3rd	4th	TOT
ARK	9	21	19	24	73
MSU	25	24	19	19	87



Official Basketball Box Score - Final
Texas A&M at Arkansas
02/26/23 Bud Walton Arena, Fayetteville
2022-23 Women's Basketball

Game Time: 11:00 AM
Game Duration: 1:55
Attendance: 4,408

Officials: Roy Gubeyan, Tiffany Bird, Reyna Seales

Texas A&M - 65

Record: 7-19 (2-14)

NO. Name	Min	FG M-A	3P M-A	FT M-A	Rebounds OR DR TOT	Fouls PF FD	TP	AS	TO	ST	Blocks BS BA	+/-
13 Jada Malone	F 19:51	3-9	0-0	3-4	5 1 6	4 5	9	1	2	0	0 3	-7
32 Aaliyah Patty	F 21:40	2-7	1-3	1-2	0 5 5	0 2	6	1	3	1	0 0	-22
00 Sydney Bowles	G 31:27	5-11	4-8	0-0	0 2 2	1 1	14	0	2	1	1 0	-10
4 Kay Kay Green	G 24:20	3-6	1-2	0-0	0 1 1	4 1	7	0	2	0	0 0	-13
24 Sahara Jones	G 28:50	1-3	0-1	7-10	1 3 4	2 5	9	2	1	1	0 0	-19
2 Janiah Barker	22:51	5-9	1-1	6-11	2 4 6	1 7	17	1	0	0	0 1	-5
21 Eriny Kindred	09:38	1-2	0-0	1-2	2 4 6	4 1	3	0	2	0	0 0	8
23 McKinzie Green	24:36	0-1	0-1	0-0	0 2 2	1 1	0	3	0	0	0 0	4
3 Tinaya Hylton	10:47	0-6	0-3	0-0	0 0 0	1 0	0	1	0	0	0 2	-1
Team					3 3 6	0 0	0	0				
Totals		20-54	7-19	18-29	13 25 38	18 23	65	9	12	3	2 6	-13

Technical Fouls: NONE

Shooting By Period	
1 st FG%	5-12 41.7%
3PT%	0-3 0.0%
FT%	0-4 0%
2 nd FG%	4-14 28.6%
3PT%	1-5 20.0%
FT%	6-8 75%
3 rd FG%	7-15 46.7%
3PT%	4-6 66.7%
FT%	3-7 42.9%
4 th FG%	4-13 30.8%
3PT%	2-5 40.0%
FT%	9-10 90%
GM FG%	20-54 37.0%
3PT%	7-19 36.8%
FT%	18-29 62.1%

Dead Ball Rebounds: 5, 1

Arkansas - 78

Record: 20-11 (7-9)

No.	Name	Min	FG	3P	FT	Rebounds		Fouls		TP	AS	TO	ST	Blocks	BS	BA	+/-
			M-A	M-A	M-A	OR	DR	OT	PF								
4	Erynn Barnum	F 23:42	3-7	1-2	5-10	2	3	5	4	6	12	1	1	1	1	0	10
0	Saylor Poffenbarger	G 29:49	3-6	3-5	0-0	0	4	4	5	1	9	5	1	2	1	0	16
2	Samara Spencer	G 35:32	7-15	3-8	2-5	1	4	5	0	3	19	5	3	0	0	1	13
34	Christy Carr	G 32:01	3-8	2-6	0-0	0	6	6	5	0	8	0	2	0	0	1	17
43	Makayla Daniels	G 34:13	2-8	2-6	6-8	2	2	4	1	6	12	0	0	0	2	0	10
11	Rylee Langerman	11:13	0-2	0-2	0-0	1	1	2	1	0	0	0	0	0	0	0	-3
55	Emmie Ellis	12:04	3-4	1-2	0-0	2	1	3	4	1	7	0	2	0	2	0	7
30	Jeremy Wollenbarger	16:50	4-7	1-3	0-0	1	2	3	1	1	9	0	0	0	1	0	-1
24	Maryam Dauda	04:14	0-0	0-0	2-2	0	0	0	2	1	2	0	0	0	0	0	-4
22	Avory Hughes	00:22	0-0	0-0	0-0	0	0	0	0	0	0	0	0	0	0	0	0
Team						2	1	3			0	0	0				

#SIDEBYSIDE



Official Basketball Box Score - Final
Arkansas at South Carolina
03/03/23 Bud Walton Arena, Greenville
2022-23 Women's Basketball

Game Time: 12:00 PM
Game Duration: 1:46
Attendance: 1,460

Officials: Dee Kantner, Maj Forsberg, Bill Larence

Arkansas - 66

Record: 21-12

NO. Name	Min	FG	3P	FT	Rebounds	Fouls	TP	AS	TO	ST	Blocks	+/
M-A	M-A	M-A	M-A	OR DR TOT	PF FD						BS BA	
4 Eryn Barnum	F 28:21	2-13	1-4	3-4	1 0 1	2 2	8	3	1	3	2	-20
0 Saylor Poffenbarger	G 35:11	7-11	3-7	5-6	0 4 4	4 4	22	4	2	0	1	-22
2 Samara Spencer	G 26:14	7-17	2-4	0-0	0 2 2	3 3	16	1	3	2	0	-14
34 Chrissy Carr	G 30:43	0-8	0-5	4-4	1 2 3	2 2	4	0	1	0	0	-25
43 Makayla Daniels	G 33:30	4-13	4-11	0-0	1 1 2	1 4	12	1	2	1	1	-28
11 Rylee Langerman	18:21	0-0	0-0	0-0	0 7 7	1 1	0	0	1	0	1	-7
22 Jersey Wollenbarger	15:48	1-3	0-2	0-0	0 1 1	1 0	2	0	0	0	1	-9
55 Emrie Ellis	02:54	0-0	0-0	0-0	0 0 0	0 0	0	0	0	0	0	-1
30 Maryam Dauda	08:58	1-2	0-1	0-0	1 0 1	2 0	2	2	0	1	0	-9
Team					5 0 5		0					
Totals		22-67	10-34	12-14	9 17 26	16 15	66	11	10	7	6	10 -27

Technical Fouls: NONE

Shooting By Period
1st FG% 6-17 35.3%
3PT% 3-10 30.0%
FT% 2-2 100%
2nd FG% 5-16 31.3%
3PT% 2-6 33.3%
FT% 1-2 50%
3rd FG% 7-20 35.0%
3PT% 2-9 22.2%
FT% 1-2 50%
4th FG% 4-14 28.6%
3PT% 3-9 33.3%
FT% 8-8 100%
GM FG% 22-67 32.8%
3PT% 10-34 29.4%
FT% 12-14 85.7%

Dead Ball Rebounds: 3, 0

South Carolina - 93

Record: 30-0

NO. Name	Min	FG	3P	FT	Rebounds	Fouls	TP	AS	TO	ST	Blocks	+/
M-A	M-A	M-A	M-A	OR DR TOT	PF FD						BS BA	
4 Aliyah Boston	F 19:14	5-7	0-0	1-1	3 7 10	0 2	11	5	1	0	4	1 20
5 Victoria Saxton	F 19:51	8-10	0-0	3-3	1 1 2	2 4	19	0	2	0	0	12
1 Zia Cooke	G 24:24	1-10	0-2	0-0	1 4 5	1 1	2	2	3	1	0	2 16
12 Brea Beal	G 25:53	2-2	2-2	0-0	1 3 4	0 0	6	4	0	0	1	0 15
41 Kierra Fletcher	G 18:26	4-7	1-2	3-4	1 5 6	0 3	12	3	0	1	0	0 14
10 Kamila Cardoso	19:30	6-7	0-0	2-2	3 5 8	1 2	14	3	0	0	3	0 8
15 Laeticia Amihere	15:22	6-13	0-1	4-4	4 1 5	2 3	16	0	0	0	0	3 7
25 Raven Johnson	20:05	1-4	0-1	0-0	0 4 4	2 0	2	6	2	1	0	0 11
24 Jersey Feagin	05:24	1-1	0-0	0-0	1 0 1	1 0	2	0	2	0	0	0 11
23 Bree Hall	12:58	3-5	1-1	0-0	0 1 1	4 0	7	1	1	0	2	0 11
2 Ashlyn Watkins	11:27	1-3	0-0	0-2	0 0 0	2 1	2	0	2	0	0	0 8
21 Chloe Kitts	03:09	0-0	0-0	0-0	0 1 1	0 0	0	2	0	0	0	0 6
0 Olivia Thompson	02:48	0-1	0-1	0-0	0 0 0	0 0	0	0	0	0	0	0 4
11 Talaysia Cooper	01:29	0-0	0-0	0-0	0 0 0	0 0	0	1	0	0	0	0 2
Team					1 3 4		0					
Totals		38-70	4-10	13-16	16 35 51	15 16	93	27	13	3	10	6 27

Technical Fouls: NONE

Shooting By Period
1st FG% 9-20 45.0%
3PT% 2-4 50.0%
FT% 4-5 80%
2nd FG% 9-17 52.9%
3PT% 1-3 33.3%
FT% 2-2 100%
3rd FG% 8-15 53.3%
3PT% 0-1 0.0%
FT% 1-3 33.3%
4th FG% 12-18 66.7%
3PT% 1-2 50.0%
FT% 6-6 100%
GM FG% 38-70 54.3%
3PT% 4-10 40.0%
FT% 13-16 81.3%

Dead Ball Rebounds: 2, 0

Biggest lead	ARK	USC
2 (1st 9:33)	29	4th 0:22
Best Scoring Run	7 (3rd 1:11)	10 (1st 5:47)
Lead Changes	1	
Times Tied	2	
Time with Lead	00:16	38:36

Points from Turnovers	ARK	USC
9	13	
Paint	18	60
Second Chance	12	16
Fast Breaks	2	9
Bench	4	43

Period by Period Scoring					
	1st	2nd	3rd	4th	TOT
ARK	17	13	17	19	66
USC	24	21	17	31	93



Official Basketball Box Score - Final
Louisiana Tech at Arkansas
03/16/23 Bud Walton Arena, Fayetteville
2022-23 Women's Basketball

Game Time: 7:00 PM
Game Duration: 1:43
Attendance: 1,460

Officials: Eric Baker, Scott Kionias, Leah Lanie

Louisiana Tech - 47

Record: 19-13

NO. Name	Min	FG	3P	FT	Rebounds	Fouls	TP	AS	TO	ST	Blocks	+/
M-A	M-A	M-A	M-A	OR DR TOT	PF FD						BS BA	
44 Anna Larr Robertson	F 21:53	3-12	0-0	4-5	4 5 9	3 3	10	0	0	0	0	-6
2 Kelumna Walker	G 29:32	6-18	0-2	4-4	2 4 6	3 4	16	1	2	0	0	-12
4 Lotte Sant	G 31:24	0-5	0-4	0-0	1 3 4	2 0	0	0	1	0	0	-1
10 Salma Bates	G 15:09	2-6	0-3	0-1	1 1 2	1 1	4	2	2	0	0	-15
23 Silvia Nativi	G 34:28	1-3	1-2	1-4	2 8 10	3 3	4	0	3	0	2	0 -21
33 Mackenzie Wurm	17:05	3-5	0-0	0-1	0 2 2	0 1	6	0	1	0	1	-14
3 Robyn Lee	22:54	3-11	0-0	0-0	0 3 3	2 0	6	0	1	0	0	3 -6
12 Gabbie Green	19:06	0-3	0-2	0-0	0 2 2	1 0	0	0	1	0	0	-16
32 Katie Thompson	02:26	0-1	0-0	0-0	0 0 0	2 0	0	0	0	0	0	-1
1 Autumn Smith	02:01	0-1	0-0	0-0	0 0 0	0 0	0	0	0	0	0	-1
34 Ayeen Angoi	02:01	0-0	0-0	1-2	0 0 0	0 0	1	1	0	0	0	-1
45 Anja Bukvic	02:01	0-0	0-0	0-0	0 0 0	0 0	0	1	0	0	0	-1
Team					4 4 8		0					
Totals		18-65	1-13	10-17	14 32 46	17 13	47	4	11	1	3	7 -22

Technical Fouls: NONE

Shooting By Period
1st FG% 1-15 6.7%
3PT% 0-4 0.0%
FT% 1-2 50%
2nd FG% 8-14 57.1%
3PT% 0-2 0.0%
FT% 2-4 50%
3rd FG% 7-17 41.2%
3PT% 1-5 20.0%
FT% 1-3 33.3%
4th FG% 2-19 10.5%
3PT% 0-2 0.0%
FT% 6-8 75%
GM FG% 18-65 27.7%
3PT% 1-13 7.7%
FT% 10-17 58.8%

Dead Ball Rebounds: 3, 0

Arkansas - 69

Record: 22-12

NO. Name	Min	FG	3P	FT	Rebounds	Fouls	TP	AS	TO	ST	Blocks	+/
M-A	M-A	M-A	M-A	OR DR TOT	PF FD						BS BA	
4 Eryn Barnum	F 24:27	7-12	0-2	0-0	0 6 6	2 2	14	3	2	0	1	22
0 Saylor Poffenbarger	G 27:53	1-7	1-5	0-0	0 11 11	0 1	3	3	0	1	0	20
2 Samara Spencer	G 34:03	5-14	2-4	2-3	0 6 6	1 6	14	11	3	0	1	2 19
34 Chrissy Carr	G 31:23	4-15	4-13	5-6	0 5 5	2 3	17	1	0	1	0	14
43 Makayla Daniels	G 31:04	1-5	1-3	2-2	1 2 3	4 3	5	2	1	1	1	0 20
11 Rylee Langerman	14:18	0-2	0-1	0-0	1 3 4	0 0	0	0	0	0	1	0 4
55 Emrie Ellis	07:29	1-1	0-0	0-0	0 0 0	2 0	2	0	0	0	0	0 4
24 Jersey Wollenbarger	15:16	2-3	0-0	2-2	1 2 3	0 2	6	0	0	0	2	0 10
30 Maryam Dauda	09:18	3-3	0-0	2-2	1 1 2	1 0	8	0	1	1	0	0 6
22 Avery Hughes	02:01	0-0	0-0	0-0	0 0 0	0 0	1	0	0	0	0	0 1
20 Karley Johnson	01:24	0-0	0-0	0-0	0 0 0	0 0	0	0	0	0	0	0 -1
21 Loren Lindsey	01:24	0-0	0-0	0-0	0 1 1	0 0	0	0	0	0	0	0 -1
Team					1 0 1		0					
Totals		24-62	9-28	13-15	5 37 42	13 17	69	20	7	4	7	3 22

Technical Fouls: NONE



Biggest lead	Tech	ARK
0 (1st 10:00)	23	(4th 1:41)
Best Scoring Run	8 (2nd 4:58)	9 (2nd 2:16)
Lead Changes	0	
Times Tied	0	
Time with Lead	00:00	39:27

Points from Turnovers	Tech	ARK
6	9	
Paint	30	30
Second Chance	14	11
Fast Breaks	0	11
Bench	13	16

Period by Period Scoring					
	1st	2nd	3rd	4th	TOT
Tech	3	18	16	10	47
ARK	15	20	13	21	69



Official Basketball Box Score - Final
SFA at Arkansas
03/20/23 Bud Walton Arena, Fayetteville
2022-23 Women's Basketball

Game Time: 7:00 PM
Game Duration: 1:50
Attendance: 3,507

Officials: Bryan Enterline, Nicole Brannon, Cory Malone

SFA - 37

Record: 27-7

NO. Name	Min	FG	3P	FT	Rebounds	Fouls	TP	AS	TO	ST	Blocks	+/
M-A	M-A	M-A	M-A	OR DR TOT	PF FD						BS BA	
11 Avery Brittingham	F 24:38	2-4	0-0	3-5	1 2 3	1 3	7	0	3	0	0	0 -14
21 Aiyana Johnson	F 24:27	1-7	0-0	1-4	2 4 6	3 2	3	1	1	0	1	3 -14
2 Tyler McCliment-Call	G 24:14	2-6	1-4	0-0	0 5 5	4 0	5	2	3	1	1	0 -13
10 Jordan Harrison	G 35:02	2-13	1-4	6-6	2 5 7	3 4	11	3	4	2	0	3 -24
20 Angel Scott	G 25:27	0-4	0-2	0-0	0 3 3	1 0	0	1	1	2	0	0 -1
4 Kurstyn Harden	24:37	3-8	0-0	2-2	2 3 5	3 2	8	0	2	0	0	0 -19
4 Destini Lombard	15:26	0-2	0-0	0-0	1 1 2	3 0	0	0	1	0	0	0 -18
1 Zoe Nelson	06:18	0-1	0-0	0-0	0 2 2	0 0	0	0	0	1	0	0 1
12 Kyla Deck	09:23	0-2	0-2	0-0	0 0 0	2 0	0	0	1	0	0	0 -10
3 Avery Vansickle	10:28	1-3	1-2	0-0	0 1 1	2 0	3	0	1	1	0	0 -3
Team					1 2 3		0					
Totals		11-50	3-14	12-17	9 28 37	22 11	37	7	17	7	2	6 -23

Technical Fouls: McCliment-Call 4th 6:23

Shooting By Period
1st FG% 3-10 30.0%
3PT% 1-4 25.0%
FT% 3-3 100%
2nd FG% 3-12 25.0%
3PT% 0-3 0.0%
FT% 2-5 40%
3rd FG% 2-15 13.3%
3PT% 1-3 33.3%
FT% 3-5 60%
4th FG% 3-13 23.1%
3PT% 1-4 25.0%
FT% 4-4 100%
GM FG% 11-50 22.0%
3PT% 3-14 21.4%
FT% 12-17 70.6%

Dead Ball Rebounds: 2, 0

Arkansas - 60

Record: 23-12

NO. Name	Min	FG	3P	FT	Rebounds	Fouls	TP	AS	TO	ST	Blocks	+/
M-A	M-A	M-A	M-A	OR DR TOT	PF FD						BS BA	
4 Eryn Barnum	F 23:32	3-4	0-0	0-1	3 3 6	2 2	6	0	4	2	0	0 17



Official Basketball Box Score - Final
Arkansas at Kansas
03/26/23 Allen Fieldhouse, Lawrence
2022-23 Women's Basketball

Game Time: 2:00 PM
Game Duration: 1:50
Attendance: 4,806

Officials: Bryan Enterline, Greg Small, Missy Brooks

Arkansas - 64

Record: 24-13

No.	Name	Min	FG		3P		FT		Rebounds		Fouls		TP	AS	TO	ST	Blocks		+/-	Shooting By Period						
			M	A	M	A	O	R	D	T	P	F					FD	BS		BA	1 st	FG%	2 nd	FG%	3 rd	FG%
4	Erynn Barnum	F 24:48	3	10	0	1	7	7	3	5	8	3	4	13	2	0	1	1	3	-17	1 st	FG%	5-14	35.7%		
0	Saylor Poffenbarger	G 23:57	1	8	0	4	1	1	0	6	6	3	1	3	1	2	0	1	0	-13	3PT%	1-7	14.3%			
2	Samara Spencer	G 37:39	5	12	2	5	0	1	1	3	4	1	2	12	0	7	0	0	0	-14	2 nd FG%	2-15	13.3%			
34	Chrissy Carr	G 28:14	4	13	1	4	1	1	1	2	3	1	10	1	0	0	0	1	-15	3PT%	0-5	0.0%				
43	Makayla Daniels	G 37:15	8	13	4	8	1	2	0	5	5	3	5	21	1	1	0	0	1	-10	FT%	3-3	100%			
55	Emmie Ellis	10:42	0	0	0	0	0	0	0	4	4	0	0	0	1	1	0	0	0	-2	3 rd	FG%	10-13	76.9%		
24	Jersey Woffenbarger	22:05	1	4	0	1	3	4	1	2	3	1	2	5	0	1	0	0	1	-5	3PT%	4-4	100.0%			
11	Rylee Langerman	11:35	0	0	0	0	0	0	0	2	2	3	0	0	1	0	0	0	0	-1	FT%	7-9	77.8%			
30	Maryam Dauda	03:45	0	0	0	0	0	0	0	1	1	1	0	0	1	0	0	0	0	7	4 th	FG%	5-18	27.8%		
Team									1	3	4			0	1						3PT%	2-7	28.6%			
Totals			22-60	7-23	13-16	7	32	39	18	15	64	8	13	1	2	6	-14					FT%	2-2	100%		
																					Technical Fouls: NONE			GM FG%	22-60	36.7%
																								3PT%	7-23	30.4%
																								FT%	13-16	81.3%

Dead Ball Rebounds: 1; 0

Kansas - 78

Record: 23-11


















NO.	Name	Min	FG	3P	FT	Rebounds		Fouls		TP	AS	TO	ST	Blocks		+/-	Shooting By Period						
			M-A	M-A	M-A	OR	DR	TOT	PF					FD	BS		BA	1 st FG%	2 nd FG%	3 rd FG%			
1	Taiyanna Jackson	C 35:59	10-12	0-0	2-4	2	9	11	1	2	22	0	0	1	4	0	8	3PT%	1-4	25.0%			
0	Wyvette Mayberry	G 35:41	4-13	1-3	1-2	1	2	3	2	1	10	3	1	2	0	0	11	FT%	1-1	100%			
13	Holly Kerspieter	G 38:46	6-12	3-6	10-13	1	6	7	1	8	25	1	1	4	1	0	16	2 nd FG%	7-16	43.8%			
15	Zakayah Franklin	G 35:30	3-7	0-0	4-4	0	2	2	1	3	10	2	0	1	0	1	12	3PT%	3-6	50.0%			
25	Chandler Prater	G 22:53	4-12	0-1	1-1	1	4	5	4	3	9	2	0	1	0	1	23	FT%	1-1	100%			
11	Sanna Strom	18:56	0-3	0-2	0-0	0	3	3	4	0	0	3	1	1	0	0	3	3 rd FG%	8-16	50.0%			
33	Nadira Eltayeb	04:01	0-0	0-0	0-0	0	2	2	0	0	0	0	0	0	1	0	6	3PT%	0-0	0.0%			
23	Zsófia Telegdy	08:14	0-1	0-1	2-2	0	0	0	2	1	2	0	1	0	0	0	-9	FT%	6-8	75%			
Team						0	5	5			0		1					4 th FG%	3-10	30.0%			
Totals			27-60	4-13	20-26	5	33	38	15	18	78	11	5	10	6	2	14	3PT%	0-3	0.0%			
																		Technical Fouls: NONE			FT%	12-16	75%
																					GM FG%	27-60	45.0%
																					3PT%	4-13	30.8%
																					FT%	20-26	76.9%

Dead Ball Rebounds: 2; 0

	ARK	KAN	Points from	ARK	KAN	Period by Period Scoring					
Biggest lead	0 (1 st 10:00)	21 (2 nd 2:42)	Turnovers	4	13	ARK	1st	2nd	3rd	4th	TOT
Best Scoring Run	7 (3 rd 6:12)	10 (1 st 3:49)	Paint	26	46		12	7	31	14	64
Lead Changes			Second Chance	6	9	KAN					
Times Tied	0		Fast Breaks	7	11		20	18	22	18	78
Time with Lead	00:00	39:22	Bench	5	2						



TV/RADIO CHART

0		<div>Saylor Poffenbarger</div> <div>R-Fr. G TR 6-2 Middletown, Md. UConn Major: Recreation & Sport Management</div>	<table><tr><th></th><th>GP-GS</th><th>PPG</th><th>RPG</th><th>APG</th><th>MPG</th></tr><tr><td>Season</td><td>37-37</td><td>8.5</td><td>6.9</td><td>2.4</td><td>32.2</td></tr><tr><td>Career</td><td>49-37</td><td>6.6</td><td>5.3</td><td>1.8</td><td>25.0</td></tr></table>		GP-GS	PPG	RPG	APG	MPG	Season	37-37	8.5	6.9	2.4	32.2	Career	49-37	6.6	5.3	1.8	25.0	<ul style="list-style-type: none">Tabbed to All-SEC Freshman TeamAveraged 4.8 points and 8.8 rebounds/gm in Postseason WNITHad four double-doubles and nine 10+ rebound gamesRecord holder for single season def. rebounds & No. 2 in reboundsFive-time SEC Freshman of the Week, which leads the leagueA versatile player who can be put in positions one through fiveNo. 3 in defensive rebounds/gm (6.1) and 11 in rebounds in SEC
	GP-GS	PPG	RPG	APG	MPG																	
Season	37-37	8.5	6.9	2.4	32.2																	
Career	49-37	6.6	5.3	1.8	25.0																	
2		<div>Samara Spencer</div> <div>So. G 1L 5-7 Fort Lauderdale, Fla. St. Thomas Aquinas Major: Recreation & Sport Management</div>	<table><tr><th></th><th>GP-GS</th><th>PPG</th><th>RPG</th><th>APG</th><th>MPG</th></tr><tr><td>Season</td><td>37-37</td><td>14.4</td><td>3.8</td><td>4.2</td><td>33.9</td></tr><tr><td>Career</td><td>68-64</td><td>13.4</td><td>3.7</td><td>3.7</td><td>32.2</td></tr></table>		GP-GS	PPG	RPG	APG	MPG	Season	37-37	14.4	3.8	4.2	33.9	Career	68-64	13.4	3.7	3.7	32.2	<ul style="list-style-type: none">Averaged 15.8 points, 3.7 rebounds & 4.0 assists/gm in WNITLogged 12 points at Kansas, 27 vs. SFA & 11 assists vs. LA TechNo. 5 in assists and free throw attempts (182), 7 in FG attempts (459) & 15 in scoring in SEC, & No. 40 in total assists (154) in NCAANo. 7 most assists in a single season at ArkansasNamed SEC Freshman of the Year, first for Arkansas since 2009Led St. Thomas to state title as a senior
	GP-GS	PPG	RPG	APG	MPG																	
Season	37-37	14.4	3.8	4.2	33.9																	
Career	68-64	13.4	3.7	3.7	32.2																	
4		<div>Erynn Barnum</div> <div>R-Sr. F 3L 6-2 Little Rock, Ark. Little Rock Central Major: Recreation & Sport Management</div>	<table><tr><th></th><th>GP-GS</th><th>PPG</th><th>RPG</th><th>APG</th><th>MPG</th></tr><tr><td>Season</td><td>37-37</td><td>15.0</td><td>6.5</td><td>1.8</td><td>26.6</td></tr><tr><td>Career</td><td>114-47</td><td>9.4</td><td>5.1</td><td>0.9</td><td>18.7</td></tr></table>		GP-GS	PPG	RPG	APG	MPG	Season	37-37	15.0	6.5	1.8	26.6	Career	114-47	9.4	5.1	0.9	18.7	<ul style="list-style-type: none">One of 10 for Katrina McClain Award & All-SEC Second TeamLogged 13 points and eight boards at Kansas in WNIT Great 8Reached 1,000 points at Georgia and 500 rebounds vs. Ole MissRecorded career-high 37 points vs. Ole Miss, 7th most points scoredNever had a 20-point game prior to this year and had nineIn SEC, third in FG percentage (.556), No. 11 in scoring and 14 in rebounds in the league, and No. 28 nationally in FG percentage
	GP-GS	PPG	RPG	APG	MPG																	
Season	37-37	15.0	6.5	1.8	26.6																	
Career	114-47	9.4	5.1	0.9	18.7																	
11		<div>Rylee Langerman</div> <div>Jr. G 2L 5-9 Norman, Okla. Christian Heritage Major: Biology</div>	<table><tr><th></th><th>GP-GS</th><th>PPG</th><th>RPG</th><th>APG</th><th>MPG</th></tr><tr><td>Season</td><td>37-0</td><td>2.3</td><td>3.5</td><td>0.6</td><td>17.3</td></tr><tr><td>Career</td><td>82-7</td><td>2.5</td><td>3.2</td><td>0.7</td><td>16.4</td></tr></table>		GP-GS	PPG	RPG	APG	MPG	Season	37-0	2.3	3.5	0.6	17.3	Career	82-7	2.5	3.2	0.7	16.4	<ul style="list-style-type: none">Two-time SEC Community Service Team recipient & CSC AcademicPlayed 11.5 minutes at Kansas in Postseason WNIT Great 8Had 10 rebounds, three assists & three steals in 28 minutes vs. SFASplashed in 15 3-pointers this seasonInvolved in several tie ups that have been big in gamesAppeared in all 32 games last seasonDominated vs. Mizzou for career-high 17 points (5-for-6 from 3-point)Averaged 3.2 points and 3.7 rebounds per game last season
	GP-GS	PPG	RPG	APG	MPG																	
Season	37-0	2.3	3.5	0.6	17.3																	
Career	82-7	2.5	3.2	0.7	16.4																	
13		<div>Sasha Goforth</div> <div>R-So. G 1L 6-1 Fayetteville, Ark. Oregon State Major: Human Development and Family Sciences</div>	<table><tr><th></th><th>GP-GS</th><th>PPG</th><th>RPG</th><th>APG</th><th>MPG</th></tr><tr><td>Season</td><td>N/A</td><td>N/A</td><td>N/A</td><td>N/A</td><td>N/A</td></tr><tr><td>Career</td><td>52-52</td><td>11.5</td><td>4.3</td><td>1.5</td><td>29.5</td></tr></table>		GP-GS	PPG	RPG	APG	MPG	Season	N/A	N/A	N/A	N/A	N/A	Career	52-52	11.5	4.3	1.5	29.5	<ul style="list-style-type: none">Did not see the floor this season, stepped away from basketballHad a 4.0 GPA with 18 credit hours during the fall semesterOnly Hog to start all 32 games last seasonOne of four players who averaged double digits in scoring, logging 11.5 points and 4.8 boards per game last seasonLed the team with 66 blocks, third most in program historyHighly recruited player out of Fayetteville HS, No. 7 nationally
	GP-GS	PPG	RPG	APG	MPG																	
Season	N/A	N/A	N/A	N/A	N/A																	
Career	52-52	11.5	4.3	1.5	29.5																	
20		<div>Karley Johnson</div> <div>Fr. G FR 5-9 Mustang, Okla. Mustang Major: Undecided</div>	<table><tr><th></th><th>GP-GS</th><th>PPG</th><th>RPG</th><th>APG</th><th>MPG</th></tr><tr><td>Season</td><td>10-0</td><td>0.1</td><td>0.2</td><td>0.1</td><td>2.6</td></tr><tr><td>Career</td><td>10-0</td><td>0.1</td><td>0.2</td><td>0.1</td><td>2.6</td></tr></table>		GP-GS	PPG	RPG	APG	MPG	Season	10-0	0.1	0.2	0.1	2.6	Career	10-0	0.1	0.2	0.1	2.6	<ul style="list-style-type: none">Only signee in fall classScored first collegiate point off FT at Little RockMade collegiate debut vs. UCA and has appeared in 10 gamesTabbed a 2022 McDonald's All-American nomineeAs a senior at Mustang HS, averaged 12.3 points, 4.3 rebounds and 3.1 assists per game
	GP-GS	PPG	RPG	APG	MPG																	
Season	10-0	0.1	0.2	0.1	2.6																	
Career	10-0	0.1	0.2	0.1	2.6																	
21		<div>Loren Lindsey</div> <div>Fr. G FR 5-11 Fayetteville, Ark. Fayetteville Major: Finance</div>	<table><tr><th></th><th>GP-GS</th><th>PPG</th><th>RPG</th><th>APG</th><th>MPG</th></tr><tr><td>Season</td><td>9-0</td><td>0.0</td><td>0.1</td><td>0.0</td><td>1.9</td></tr><tr><td>Career</td><td>9-0</td><td>0.0</td><td>0.1</td><td>0.0</td><td>1.9</td></tr></table>		GP-GS	PPG	RPG	APG	MPG	Season	9-0	0.0	0.1	0.0	1.9	Career	9-0	0.0	0.1	0.0	1.9	<ul style="list-style-type: none">Local standout player out of Fayetteville HSMade collegiate debut versus UCA and has played in nine gamesTabbed to the All-Conference 6A West All-Defensive TeamNamed Northwest Arkansas Democrat Gazette Player of the WeekLed team to state semifinals in 2020 with 55-53 win, and the championship game was not played due to Covid-19
	GP-GS	PPG	RPG	APG	MPG																	
Season	9-0	0.0	0.1	0.0	1.9																	
Career	9-0	0.0	0.1	0.0	1.9																	
22		<div>Avery Hughes</div> <div>Sr. G 3L 5-7 Bentonville, Ark. Bentonville Major: Nursing</div>	<table><tr><th></th><th>GP-GS</th><th>PPG</th><th>RPG</th><th>APG</th><th>MPG</th></tr><tr><td>Season</td><td>14-0</td><td>0.6</td><td>0.0</td><td>0.1</td><td>2.1</td></tr><tr><td>Career</td><td>49-0</td><td>0.9</td><td>0.1</td><td>0.2</td><td>3.3</td></tr></table>		GP-GS	PPG	RPG	APG	MPG	Season	14-0	0.6	0.0	0.1	2.1	Career	49-0	0.9	0.1	0.2	3.3	<ul style="list-style-type: none">Saw action in 14 games this yearRecorded a season-high four points vs. TroyPlayed over two minutes against MissouriLogged season-high four points in three minutes against TroyFormer walk-on, earned a scholarship prior to 2021-22 seasonBentonville HS's second leading scorer
	GP-GS	PPG	RPG	APG	MPG																	
Season	14-0	0.6	0.0	0.1	2.1																	
Career	49-0	0.9	0.1	0.2	3.3																	
24		<div>Jersey Wolfenbarger</div> <div>So. F 1L 6-5 Fort Smith, Ark. Northside Major: Psychology</div>	<table><tr><th></th><th>GP-GS</th><th>PPG</th><th>RPG</th><th>APG</th><th>MPG</th></tr><tr><td>Season</td><td>35-3</td><td>3.9</td><td>3.3</td><td>0.3</td><td>16.2</td></tr><tr><td>Career</td><td>65-26</td><td>5.6</td><td>3.8</td><td>0.6</td><td>19.0</td></tr></table>		GP-GS	PPG	RPG	APG	MPG	Season	35-3	3.9	3.3	0.3	16.2	Career	65-26	5.6	3.8	0.6	19.0	<ul style="list-style-type: none">Finished the season with five points and three boards at KansasAveraged 7.0 points & 2.3 rebounds/gm across 17.3 mpg in WNITLogged season-high 15 points with six rebounds vs. Arkansas StatePulled down a career-high 12 boards against Oral RobertsNamed to SEC All-Freshman TeamNo. 7 overall recruit and No. 1 wing player in the ESPN HoopGurlz 2021 recruiting rankings at the time of her signing
	GP-GS	PPG	RPG	APG	MPG																	
Season	35-3	3.9	3.3	0.3	16.2																	
Career	65-26	5.6	3.8	0.6	19.0																	
30		<div>Maryam Dauda</div> <div>R-Fr. F FR 6-4 Bentonville, Ark. Bentonville Major: International Business</div>	<table><tr><th></th><th>GP-GS</th><th>PPG</th><th>RPG</th><th>APG</th><th>MPG</th></tr><tr><td>Season</td><td>35-0</td><td>3.5</td><td>2.7</td><td>0.7</td><td>11.0</td></tr><tr><td>Career</td><td>35-0</td><td>3.5</td><td>2.7</td><td>0.7</td><td>11.0</td></tr></table>		GP-GS	PPG	RPG	APG	MPG	Season	35-0	3.5	2.7	0.7	11.0	Career	35-0	3.5	2.7	0.7	11.0	<ul style="list-style-type: none">Led team in +/- with 7 at Kansas in Postseason WNIT Great 8Matched career-high 11 points with four rebounds, two assists and two blocks at No. 3/4 LSUSat out during 2021-22 season recovering from ACL injury13th-ranked player and top post player in the ESPN HoopGurlz 2021 recruiting class at her time of signingConsensus five-star recruit and McDonald's All-American
	GP-GS	PPG	RPG	APG	MPG																	
Season	35-0	3.5	2.7	0.7	11.0																	
Career	35-0	3.5	2.7	0.7	11.0																	
34		<div>Chrissy Carr</div> <div>R-Sr. G TR 6-1 Eden Prairie, Minn. Syracuse Major: Operations Management</div>	<table><tr><th></th><th>GP-GS</th><th>PPG</th><th>RPG</th><th>APG</th><th>MPG</th></tr><tr><td>Season</td><td>37-37</td><td>11.8</td><td>3.5</td><td>0.6</td><td>28.0</td></tr><tr><td>Career</td><td>152-150</td><td>11.5</td><td>3.6</td><td>1.2</td><td>29.3</td></tr></table>		GP-GS	PPG	RPG	APG	MPG	Season	37-37	11.8	3.5	0.6	28.0	Career	152-150	11.5	3.6	1.2	29.3	<ul style="list-style-type: none">Finished collegiate career with 10 points at Kansas in WNITHad career-high 34 points w/ 6 triples vs. Missouri at SECTNo. 7 in individual season 3-pointers for the program (86)Of active NCAA players, No. 9 in career 3-pointers & 58 in pointsNamed to Paradise Jam All-Tournament TeamFirst in 3PT att. (255), fifth in 3-PT (2.3) & seventh in 3PT% (.337) in SECAcross five seasons, has started in all but two games in her career
	GP-GS	PPG	RPG	APG	MPG																	
Season	37-37	11.8	3.5	0.6	28.0																	
Career	152-150	11.5	3.6	1.2	29.3																	
43		<div>Makayla Daniels</div> <div>Sr. G 3L 5-8 Frederick, Md. Frederick Major: Recreation & Sport Management</div>	<table><tr><th></th><th>GP-GS</th><th>PPG</th><th>RPG</th><th>APG</th><th>MPG</th></tr><tr><td>Season</td><td>34-34</td><td>13.2</td><td>4.1</td><td>2.9</td><td>32.4</td></tr><tr><td>Career</td><td>120-120</td><td>12.0</td><td>3.5</td><td>2.6</td><td>28.4</td></tr></table>		GP-GS	PPG	RPG	APG	MPG	Season	34-34	13.2	4.1	2.9	32.4	Career	120-120	12.0	3.5	2.6	28.4	<ul style="list-style-type: none">Averaged 14.5 points and 5.8 boards/gm in Postseason WNIT, including back-to-back 21-point gamesRecorded buzzer beater in first game vs. Vanderbilt, tallying 16 pointsNo. 7 in 3PT% (.338), 8 in FT% (.768) and 18 in scoring in SECNo. 10 all-time career scorer at Arkansas (1,442)One of 23 nationally to start in every collegiate game (min. 100 games)All-SEC Preseason Second Team choiceTabbed Paradise Jam Reef Tournament MVP
	GP-GS	PPG	RPG	APG	MPG																	
Season	34-34	13.2	4.1	2.9	32.4																	
Career	120-120	12.0	3.5	2.6	28.4																	
55		<div>Emrie Ellis</div> <div>So. F 1L 6-3 Vanoss, Okla. Vanoss Major: Exercise Science</div>	<table><tr><th></th><th>GP-GS</th><th>PPG</th><th>RPG</th><th>APG</th><th>MPG</th></tr><tr><td>Season</td><td>28-0</td><td>1.0</td><td>1.3</td><td>0.1</td><td>7.8</td></tr><tr><td>Career</td><td>55-0</td><td>1.9</td><td>1.7</td><td>0.3</td><td>9.3</td></tr></table>		GP-GS	PPG	RPG	APG	MPG	Season	28-0	1.0	1.3	0.1	7.8	Career	55-0	1.9	1.7	0.3	9.3	<ul style="list-style-type: none">Played 11 minutes and pulled down four boards at KansasLogged season-high seven points w/ two blocks vs. Texas A&MHas averaged 6.9 minutes per game in last seven gamesHer five blocks vs. UABP in 2021 was most by a freshman Hog since 2014Had 11 points and five boards in 27 minutes vs. Auburn last yearNo. 48 overall recruit in ASGR's 2021 recruiting rankings
	GP-GS	PPG	RPG	APG	MPG																	
Season	28-0	1.0	1.3	0.1	7.8																	
Career	55-0	1.9	1.7	0.3	9.3																	
HC		<div>Mike Neighbors</div> <div>Sixth season, 10th overall Alma Mater: Arkansas '93</div>	<div>Career: 218-118 (10th) AR: 120-77 (6)</div> <ul style="list-style-type: none">Led team to fourth most wins in school history with 24Started season 13-0Passed 100 wins at Arkansas and 200 in his careerProud Arkansas native	<div>AHC</div> <div> Todd Schaefer Sixth Season</div> <div>AC</div> <div> Pauline Love Sixth Season</div> <div> Lacey Goldwire Fourth Season</div>																		



Saylor Poffenbarger
R-Fr. | 6-2 | G
Middletown, Md.




Samara Spencer
So. | 5-7 | G
Fort Lauderdale, Fla.



Erynn Barnum
R-Sr. | 6-2 | F
Little Rock, Ark.



Rylee Langerman
Jr. | 5-9 | G
Norman, Okla.



Sasha Goforth
Jr. | 6-1 | G
Fayetteville, Ark.



Karley Johnson
Fr. | 5-9 | G
Mustang, Okla.



Loren Lindsey
Fr. | 5-11 | G
Fayetteville, Ark.



Avery Hughes
Sr. | 5-7 | G
Bentonville, Ark.



Jersey Wolfenbarger
So. | 6-5 | G/F
Fort Smith, Ark.




Maryam Dauda
R-Fr. | 6-4 | F
Bentonville, Ark.



Chrissy Carr
R-Sr. | 6-1 | G
Eden Prairie, Minn.



Makayla Daniels
Sr. | 5-9 | G
Frederick, Md.



Emrie Ellis
So. | 6-3 | F
Vanoss, Okla.



Mike Neighbors
Head Coach
Sixth Season



Todd Schaefer
Associate Head Coach
Sixth Season



Pauline Love
Assistant Coach
Sixth Season



Lacey Goldwire
Assistant Coach
Fourth Season



Amber Shirey
Director of Operations



Jayci Stone
Director of SA Development



Jeff Brazil
Special Assistant to the HC



Simone Rush
Head Athletic Trainer