



2023-24 ARKANSAS

GYMNASTICS RECORD BOOK

Arkansas

WHATS INSIDE

COACHING STAFF 2
 BARNHILL ARENA 3
 TEAM & INDIVIDUAL RECORDS 4-6
 SEC CHAMPIONSHIP HISTORY 7-9
 NCAA REGIONAL HISTORY 10-11
 NCAA CHAMPIONSHIP HISTORY 12-14
 ALL-AMERICANS 15-16
 NATIONAL CHAMPIONS 17-23
 YEAR-BY-YEAR RESULTS 17-23
 SERIES RESULTS 24-28
 AWARDS 29-31
 ALL-TIME ROSTER 32-33



JORDYN WIEBER, FIFTH-YEAR HEAD COACH



Olympic gold medalist Jordyn Wieber was introduced as the head coach of the Arkansas Women's Gymnastics program on Wednesday, April 24, 2019, by Vice Chancellor and Director of Athletics Hunter Yurachek.

During her fourth season in 2023, Wieber guided the Gymbacks to their 19th consecutive regional appearance. The team set a new regional team score record of 197.275, and a new regional floor record of 49.500. The team finished the year ranked 17th in the country, maintaining the program's 18-year streak in the top 20.

Graduate transfer Norah Flatley and freshman Lauren Williams both earned berths to the NCAA Championships as individuals, extending Wieber's unblemished national appearance streak in each eligible year. Flatley earned her fourth All-American honor at the event on balance beam with a score of 9.9375, which is the best-ever score by a Gymback as an individual beam qualifier.

Arkansas' 196.825 at SEC Championships in 2023 is a new program best, and the Hogs also earned SEC highs on vault (49.425) and bars (49.175). Five Gymbacks earned All-SEC or All-SEC Freshman honors at the meet: Norah Flatley (VT, FX, AA), Lauren Williams (VT, FX), Reese Drotar (UB), Frankie Price (VT) and Cami Weaver (VT), which is the most since 2018 and second-most ever for Arkansas.

The Gymbacks also broke several records and hit new milestones in the regular season, with a new program score record of 197.475 against LSU on Jan. 27, a new program vault record of 49.525 against Kentucky on Feb. 17, and a new program beam record of 49.525 against Missouri on Feb. 24. Arkansas posted five scores above 197 for the second time in program history in the 2023 slate, the first in 2021, also under Wieber.

The Gymbacks continued to grow their fanbase with new single meet (11,031), home single season (36,619), and average attendance (7,324) records in 2023, the latter two ranking sixth and seventh in the country. Arkansas also sold out Barnhill Arena for the first time in program history on Jan. 27, when 7,147 fans were in the building to watch the Hogs take down the LSU Tigers.

Wieber has coached three regular-season All-Americans in Sophia Carter (2020), Maggie O'Hara (2021) and Kennedy Hambrick (2020, 2021). Hambrick became the new all-around score record holder (39.750) during the 2021 season, a record that had gone unbroken for seven years prior. Under her guidance in and out of the gym, the Gymbacks were awarded the Arkansas Athletics Lee Spencer Cup for the first time ever in 2022, which is awarded to the team that earns the most points in the areas of personal and career development, community engagement, and academic and athletic excellence. Arkansas also saw its first SEC Scholar-Athlete of the Year in 10 years in 2022 with Bailey Lovett.

The Gymbacks earned their first-ever spot in the SEC night session in 2021 and advanced to the NCAA regional final after scoring a post-season program best 197.250 on day one. In total, Arkansas registered five scores of 197.000 or better in 2021 for the first time in program history.

In 2020, the Gymbacks ranked as high as fourth in the nation on floor and finished the season ninth in the nation. It was against No. 13 Kentucky on Jan. 24 that Arkansas scored a 49.525 on the floor, the second-highest event total in program history. Headed into 2022, Arkansas is holding onto the third-longest active streak for meets with a score of 49.000 or higher, coming in with 32 straight meets, behind Alabama (33) and Florida (35). In Wieber's first year, Arkansas scored a 49.00 or higher in 14 of 16 events over the course of four home meets, nearly 90 percent of all events.

The Razorbacks' success on the floor helped them lock in back-to-back SEC wins against No. 20 Missouri and No. 10 Georgia mid-way through the season. The consecutive wins marked the first time since 2017 that Arkansas won two-straight conference meets and consecutive meets against a ranked opponent.

Arkansas saw six Gymbacks wrap up the 2020 season ranked in the top 100 by Road to Nationals in at least one event, with four Hogs finishing with multiple top 100 rankings. With Wieber's lead, Arkansas won 27 event titles through 10 meets. Hambrick finished the season with the most individual titles among the Gymbacks, securing 11 event titles including a team-high four all-around titles.

The first home meet of the Wieber era was held on Jan. 17 against No. 3 Denver, bringing a then-record crowd of 6,714 fans to Barnhill Arena. On Feb. 21, Coach Wieber and her Arkansas squad hosted Auburn for a Women's Empowerment Meet, the first of its kind in NCAA gymnastics and now an annual tradition for the Gymbacks.

Prior to her arrival in Fayetteville, Wieber served as an assistant for legendary UCLA coach Valorie Kondos Field. Wieber wrapped up her third season as a volunteer assistant coach at UCLA and her sixth with the program in 2019, assisting the team in a variety of roles during her first three years in Westwood following her Olympic career.

Wieber coached the Bruins on floor exercise, an event in which UCLA finished the 2018 and 2019 regular seasons ranked No. 1 in the nation. In 2019, the Bruins recorded scores of 49.5 or better in 11 of 14 meets, averaging a national-best 49.604 on floor. UCLA hit a season-high 49.825 on March 16, which ranks No. 3 all-time in school history, behind five scores of 9.925 or better in that meet, including two perfect 10s. The floor squad also posted marks of 49.775 (March 23) and 49.750 (Feb. 16) over the course of the year, as four Bruins earned regular season All-America honors in the event - Katelyn Ohashi, Kyla Ross, Gracie Kramer and Felicia Hano.

At the NCAA Championships on April 19-20, Wieber coached Ross to the individual floor title with a score of 9.950, the program's second in as many years after Ohashi took home the crown in 2018. After winning their semifinal session with a 197.650 (49.6125 in the floor), UCLA finished third overall in the finals.

The 2018 Bruins scored 49.4 or higher in 11 meets and 49.6 or higher in three meets, including a national season-high of 49.775 set Feb. 25. She and her fellow UCLA coaches were named the 2018 West Region Assistant Coaches of the Year, as they helped lead the Bruins to Pac-12, NCAA regional and NCAA national titles.

Wieber, who has been a vocal advocate for safe sport, has won several awards in the past several years, including the Arthur Ashe Courage Award at the ESPYs, the Rising Star Award by the Los Angeles Business Journal, and the Giant Steps A Hero Among Us Award.

A member of the "Fierce Five" United States squad that won team gold at the 2012 Olympics, Wieber was a two-time U.S. all-around champion (2011 and 2012) and the 2011 World all-around champion. Her illustrious elite career included three medals (all-around and team gold, beam bronze) at the 2011 World Championships, four U.S. senior national titles (all-around, bars and floor in 2011 and all-around in 2012), and three American Cup all-around titles. Wieber officially retired from competitive gymnastics in 2015.

Wieber, from DeWitt, Mich., graduated from UCLA in 2017 with a degree in Psychology. She was a 2016 inductee into the Greater Lansing Sports Hall of Fame, a 2021 Michigan Sports Hall of Fame inductee and is also a member of the USA Gymnastics Hall of Fame.

ASSISTANT COACH CHRIS BROOKS



FIFTH SEASON

- Joined Arkansas staff in 2019 • Has coached the Hogs to two program top five bars scores, a new program SEC Championships bars high (49.125) in 2023, and a new program regional high (49.450) in 2022 • Helped guide All-American Maggie O'Hara and Sarah Shaffer to NCAA berths on bars • 2022 Regional Assistant Coach of the Year
- 2x Olympian (2012, 2016) and 2016 team captain
- 7x All-American, 2x team national champion


ASSISTANT COACH KYLA ROSS



SECOND SEASON

- Joined Arkansas staff in 2022, first as a volunteer and then as assistant coach • Has coached Arkansas to back-to-back seasons with new program records on balance beam • Helped guide graduate transfer Norah Flatley to an NCAA Championships berth and All-American status on beam in 2023 • 2012 Olympic gold medalist
- First women's gymnast to become an Olympic, world, and NCAA Champion • 4x individual NCAA champion, 2018 team champion, 24-time All-American

ASSISTANT COACH KYLA BRYANT



FIRST SEASON

- Joins Arkansas for her first season in 2023-24 • 5x All-Pac 12 honoree at Stanford, three on floor, two all-around • Earned conference floor honors in each of her seasons with the Cardinal • 2021 Pac-12 floor champion • 2022 floor All-American • Two-time AAI Award nominee, 2022 finalist • Won 61 event titles in her Stanford career, had career highs above 9.900 on every event



Barnhill Arena

Barnhill Arena officially closed its doors as a basketball facility on March 3, 1993. Barnhill was reconfigured into the largest volleyball-only arena in time for the 1994 season. It then underwent a second significant face-lift prior to the 2003 season to also become the home of Arkansas gymnastics.

FIRST OPENED	1954
FIRST USED FOR GYM	2003
GYM CAPACITY	7,147
ALL-TIME RECORD	77-60-2 (21 seasons)
FIRST MEET DATE	January 10, 2003
FIRST RESULT	L, 193.000-196.425
FIRST OPPONENT	No. 16 Denver
LARGEST CROWD	7,147, Jan. 27, 2023
CROWD OPPONENT	No. 8 LSU
ORIGINAL NAME	Arkansas Fieldhouse

ATTENDANCE HISTORY

YEAR	AVG. ATTENDANCE (Rank)
2003.....	4,739 (4 TH)
2004.....	4,401 (4 TH)
2005.....	3,413 (6 TH)
2006.....	2,474 (11 TH)
2007.....	2,318 (12 TH)
2008.....	2,190 (15 TH)
2009.....	2,587 (10 TH)
2010.....	2,505 (11 TH)
2011.....	2,384 (11 TH)
2012.....	3,081 (8 TH)
2013.....	3,440 (10 TH)
2014.....	3,235 (9 TH)
2015.....	2,930 (11 TH)
2016.....	3,427 (9 TH)
2017.....	3,797 (9 TH)
2018.....	3,876 (9 TH)
2019.....	3,057 (16 TH)
2020.....	5,415 (9 TH)
2021.....	1,241 (6 TH)*
2022.....	4,966 (7 TH **)
2023.....	7,324 (7 TH **)

RECORD AT THE BARN

YEAR HOME RECORD	YEAR HOME RECORD
2003.....	0-5
2004.....	8-3
2005.....	1-5
2006.....	3-2
2007.....	6-3
2008.....	3-2
2009.....	4-1
2010.....	4-1-1
2011.....	4-1
2012.....	4-2
2013.....	4-3-1
2014.....	3-3
2015.....	5-4
2016.....	3-2
2017.....	3-3
2018.....	5-1
2019.....	3-4
2020.....	1-3
2021.....	1-3
2022.....	2-2
2023.....	1-2



*2021 attendance data skewed because of COVID19 protocols including limited capacity.
**includes meets at Bud Walton Arena

BARNHILL ARENA RECORDS

TEAM VAULT			TEAM BARS			TEAM BEAM			TEAM FLOOR		
OPPONENT	DATE	SCORE	OPPONENT	DATE	SCORE	OPPONENT	DATE	SCORE	OPPONENT	DATE	SCORE
1. #9 Alabama	1/14/11	49.500	1. #36 Arizona	3/2/18	49.575	1. #14 Missouri	2/24/23	49.525	1. #6 Alabama	1/16/15	49.600
2. #12 Auburn	1/31/14	49.450	2. Arkansas Tri	3/16/18	49.550	2. #11 Georgia	1/26/18	49.425	2. #8 LSU	1/27/23	49.575
#3 Georgia	2/20/09		#23 Kentucky	2/26/16		3. #25 Missouri	2/19/21	49.400	#7 Alabama	2/26/21	
4. #2 Florida	2/6/15	49.425	4. #15 Auburn	2/9/18	49.450	Arizona	3/2/18		#25 Missouri	2/19/21	
#4 Alabama	2/22/13		#25 LSU	1/20/12		5. #1 Florida	1/22/21	49.350	5. #58 SEMO	2/6/22	49.550
6. #25 LSU	1/20/12	49.400	6. #10 Georgia	2/7/20	49.425	Arkansas Tri	3/16/18		6. GymBack Inv.	3/5/04	49.525
7. #6 Alabama	1/16/15	49.375	7. #1 Florida	1/22/21	49.375	#16 Auburn	2/5/10		#13 Kentucky	1/24/20	
#9 Nebraska	2/24/12		NCAA Regional	4/5/14		8. #8 Alabama	1/13/23	49.325	8. #5 LSU	1/15/21	49.500
9. #25 Missouri	2/19/21	49.350	#18 Minnesota	3/2/12		#26 Georgia	2/25/22		9. #11 Georgia	1/26/18	49.475
#18 Minnesota	3/6/09		10. #8 LSU	1/27/23	49.350	#5 LSU	1/15/21		10. #31 Kentucky	2/21/14	49.450
			#3 Denver	1/17/20		Utah State	3/11/16				
			#13 Auburn	2/3/12		#23 Kentucky	2/26/16				

TEAM HOME HIGH SCORES

OPPONENT	DATE	VAULT	BARS	BEAM	FLOOR	TOTAL
1. #8 LSU	1/27/23	49.300	49.350	49.250	49.575	197.475
2. #2 Florida*	2/3/23	49.275	49.300	49.350	49.250	197.400
3. #25 Missouri	2/19/21	49.350	49.025	49.400	49.575	197.350
Arkansas Tri	3/16/18	49.025	49.550	49.350	49.375	197.300
5. #1 Florida	1/22/21	49.150	49.375	49.350	49.375	197.250
6. Arizona	3/2/18	48.975	49.575	49.400	49.325	197.275
7. #23 Kentucky	2/26/16	49.000	49.550	49.325	49.350	197.225
#25 LSU	1/20/12	49.400	49.450	48.950	49.425	197.225
9. #8 Auburn*	1/14/22	49.050	49.550	49.300	49.300	197.200
10. #11 Georgia	1/26/18	49.100	49.175	49.425	49.475	197.175

*Meet held at Bud Walton Arena

INDIVIDUAL HOME RECORDS

EVENT	ATHLETE	OPPONENT	DATE	SCORE
VAULT	Amanda Wellick	Arkansas Tri-Meet	2/13/15	9.950
	Heather Elswick	#6 Alabama	1/16/15	9.950
	Katherine Grable	#4 Alabama	2/22/13	9.950
BARS	Hailey Garner	Arkansas Tri-Meet	3/16/18	9.975
	Norah Flatley	#14 Missouri	2/24/23	9.975
BEAM	Kennedy Hambrick	#58 SEMO	2/6/22	9.975
	Sophia Carter	Arizona	3/2/18	9.975
	Sophia Carter	#11 Georgia	1/26/18	9.975
FLOOR	Katherine Grable	#2 Oklahoma	3/14/14	9.975
	Jaime Pisani	#13 Auburn	2/3/12	9.975
AA	Kennedy Hambrick	#25 Missouri	2/19/21	39.750

Team Records

VAULT

SCORE	DATE	OPPONENT
1. 49.525	2/17/23	at No. 11 Kentucky
2. 49.500	3/13/22	Denver Quad
3. 49.450	1/31/14	No. 12 Auburn
	4/21/12	at NCAA Super Six
	4/16/09	at NCAA Championship
	2/20/09	No. 3 Georgia
7. 49.425	2/6/15	No. 2 Florida
	2/22/13	No. 4 Alabama
9. 49.400	2/17/12	at No. 6 Alabama
	1/20/12	No. 25 LSU

UNEVEN BARS

SCORE	DATE	OPPONENT
1. 49.575	3/2/18	Arizona
2. 49.550	1/14/22	No. 8 Auburn
	3/16/18	Arkansas Tri
	2/26/16	No. 23 Kentucky
5. 49.500	3/6/22	Elevate the Stage
6. 49.475	3/5/23	at No. 18 Georgia
7. 49.450	3/31/22	Norman Regional
	2/9/18	Auburn
	1/20/12	No. 25 LSU
10. 49.425	3/5/21	at No. 12 Auburn
	2/7/20	No. 10 Georgia

BALANCE BEAM

SCORE	DATE	OPPONENT
1. 49.525	2/24/23	No. 14 Missouri
2. 49.475	1/28/22	at No. 4 Florida
3. 49.450	4/20/12	NCAA Super Six
4. 49.425	1/26/18	No. 11 Georgia
5. 49.400	2/19/21	No. 25 Missouri
	3/2/18	vs. Arizona
	3/16/07	at No. 23 Arizona St
8. 49.375	3/12/04	No. 11 Arizona
9. 49.350	2/3/23	No. 2 Florida
	1/22/21	No. 1 Florida
	3/16/18	Arkansas Tri
	2/5/10	No. 16 Auburn

FLOOR EXERCISE

SCORE	DATE	OPPONENT
1. 49.600	1/16/15	No. 6 Alabama
2. 49.575	1/27/23	No. 8 LSU
	2/26/21	No. 7 Alabama
	2/19/21	No. 25 Missouri
5. 49.550	2/6/22	No. 58 SEMO
6. 49.525	1/24/20	No. 13 Kentucky
	3/5/04	GymBack Invite
8. 49.500	1/15/21	No. 5 LSU
9. 49.475	2/17/23	at No. 11 Kentucky
	2/3/23	No. 2 Florida
	1/26/18	No. 11 Georgia



TEAM TOTAL

SCORE	DATE	OPPONENT
1. 197.475	1/27/23	No. 8 LSU
2. 197.425	3/5/21	at No. 12 Auburn
3. 197.400	2/3/23	No. 2 Florida
4. 197.350	2/19/21	No. 25 Missouri
5. 197.300	3/16/18	Arkansas Tri
6. 197.275	3/30/23	Norman Regional Semi
	3/2/18	Arizona
7. 197.250	4/2/21	Tuscaloosa Regional Final
	1/22/21	No. 1 Florida
9. 197.225	2/26/16	No. 23 Kentucky
	1/20/12	No. 25 LSU

Individual Records

VAULT

9.975	Kennedy Hambrick	2/19/21	No. 25 Missouri
	Katherine Grable	4/20/14	NCAA Event Finals
	Michelle Stout	4/16/09	NCAA Champ.
9.950	Leah Smith*	2/17/23	at No. 11 Kentucky
	Makenzie Sedlacek	2/17/23	at No. 11 Kentucky
	Kennedy Hambrick	3/5/21	at No. 12 Auburn
	Amanda Wellick (2x)	2/13/15	Arkansas Tri-Meet
	Heather Elswick	1/16/15	No. 6 Alabama
	Katherine Grable (7x)	4/18/14	NCAA Ev. Semifinals
	Jaime Pisani (3x)	3/16/12	at No. 16 Missouri
	Casey Jo Magee (2x)	3/1/10	No. 2 Oklahoma
	Michelle Stout	2/9/07	No. 1 Florida
9.925	Lauren Williams	1/27/23	No. 8 LSU
	Amanda Elswick	3/13/22	Denver Quad
	Kennedy Hambrick (3x)	3/13/22	Denver Quad
	Savannah Pennese	3/13/22	Denver Quad
	Sarah Shaffer (2x)	3/13/22	Denver Quad
	Braie Speed	2/23/18	at No. 5 Florida

8 additional scores of 9.925 occurred before 2018

*denotes a perfect score of 9.950 for Yurchenko full

UNEVEN BARS

SCORE	GYMNAST	DATE (LAST)	OPPONENT
9.975	Hailey Garner	3/16/18	Arkansas Tri
9.950	Maddie Jones (2x)	3/5/23	at No. 18 Georgia
	Reese Drotar	2/17/23	at No. 11 Kentucky
	Sarah Shaffer (2x)	3/31/22	Norman Regional Semi
	Maggie O'Hara (3x)	1/14/22	No. 8 Auburn
	Kennedy Hambrick (2x)	4/3/21	Tuscaloosa Regional Final
	Braie Speed (2x)	3/16/18	Arkansas Tri
	Emily Peacock	2/24/06	No. 18 Kentucky
	Jaime Pisani	1/20/12	No. 25 LSU
	Paige Zaziski	3/13/15	No. 8 UCLA
9.925	Reese Drotar (2x)	3/30/23	Norman Regional Semi
	Norah Flatley (2x)	3/10/23	No. 19 Minnesota
	Kennedy Hambrick (3x)	3/6/22	Elevate the Stage
	Maddie Jones	2/20/22	at No. 10 Mizzou w/LSU
	Sarah Shaffer (2x)	2/6/22	No. 58 SEMO
	Jensen Scalzo (2x)	1/14/22	No. 8 Auburn
	Maggie O'Hara (2x)	4/16/21	NCAA Championships
	Hailey Garner (3x)	3/16/19	Arkansas Quad
	Michaela Burton	3/8/19	Elevate The Stage
	Sydney Laird	3/2/18	vs. Arizona

9 additional scores of 9.925 occurred before 2018

ALL-AROUND

SCORE	GYMNAST	DATE (LAST)	OPPONENT
39.750	Kennedy Hambrick	2/19/21	No. 25 Missouri
39.725	Katherine Grable (2x)	2/22/14	No. 31 Kentucky
	Jaime Pisani	2/3/12	No. 13 Auburn
39.700	Kennedy Hambrick	3/5/21	at No. 12 Auburn
39.675	Katherine Grable	4/5/14	Fayetteville Regional
	Jaime Pisani	3/2/12	No. 18 Minnesota
	Casey Jo Magee	3/19/10	No. 2 Oklahoma
39.650	Katherine Grable	4/6/13	NCAA Regional
	Casey Jo Magee	3/19/10	No. 2 Oklahoma
39.625	Katherine Grable (3x)	3/14/14	No. 2 Oklahoma
	Jaime Pisani (2x)	4/20/12	NCAA Champ. Session II
	Casey Jo Magee (2x)	3/12/10	No. 40 Pittsburgh
39.6125	Kennedy Hambrick	4/16/21	NCAA Championships
39.600	Kennedy Hambrick	2/7/20	No. 10 Georgia
	Amanda Wellick	2/26/16	No. 23 Kentucky
	Katherine Grable	3/1/14	at No. 6 Georgia
	Jaime Pisani (3x)	3/16/12	at No. 16 Missouri
	Casey Jo Magee	4/10/10	NCAA Champ. Session II
39.575	Norah Flatley	1/13/23	No. 8 Alabama
	Kennedy Hambrick	3/31/22	Norman Regional
	Jaime Pisani	1/10/12	No. 25 LSU
39.550	Norah Flatley (2x)	3/5/23	at No. 18 Georgia
	Kennedy Hambrick	4/2/21	Tuscaloosa Regional
	Katherine Grable (2x)	2/5/12	No. 5 Oklahoma
	Casey Jo Magee	4/22/10	NCAA Champ. Session II
39.525	Norah Flatley	3/30/23	Norman Regional Semi
	Kennedy Hambrick	1/14/22	No. 8 Auburn
	Sarah Shaffer	1/15/21	No. 5 LSU
	Jaime Pisani (4x)	1/3/12	No. 23 Kentucky
	Casey Jo Magee (3x)	2/19/10	No. 11 LSU
	Michelle Stout	3/13/09	at TWU Quad Meet

BALANCE BEAM

9.975	Norah Flatley	2/24/23	No. 14 Missouri
	Kennedy Hambrick	2/6/22	No. 58 SEMO
	Sophia Carter (2x)	3/2/18	No. 36 Arizona
9.950	Norah Flatley	3/30/23	Norman Regional Semi
	Cami Weaver	1/20/23	at No. 7 Auburn
	Amanda Elswick (2x)	3/4/22	at No. 7 Alabama
	Kennedy Hambrick (3x)	1/14/22	No. 8 Auburn
	Bailey Lovett	3/5/21	at No. 12 Auburn
	Michaela Burton (2x)	2/5/19	at No. 11 Auburn
	Jessica Yamzon	1/26/18	No. 11 Georgia
	Katherine Grable	4/20/12	NCAA Champ. Sess II
	Jaime Pisani (2x)	4/20/12	NCAA Champ. Sess II
	Casey Jo Magee (3x)	3/19/10	No. 2 Oklahoma
	Katie Hardman	3/12/04	at No. 11 Arizona
9.9375	Norah Flatley	4/13/23	NCAA Championships
9.925	Norah Flatley	3/5/23	at No. 18 Georgia
	Cami Weaver	3/5/23	at No. 18 Georgia
	Kalyxta Gamiao	2/24/23	No. 14 Missouri
	Cally Swaney	2/3/23	No. 2 Florida
	Amanda Elswick (2x)	2/20/22	at No. 10 Mizzou w/LSU
	Kennedy Hambrick (6x)	1/28/22	at No. 4 Florida
	Bailey Lovett (2x)	1/28/22	at No. 4 Florida
	Maggie O'Hara (2x)	1/22/21	No. 1 Florida
	Sophia Carter (2x)	2/7/20	No. 10 Georgia
	Hailey Garner (2x)	3/24/18	SEC Championships
	Katherine Grable (7x)	3/14/14	No. 2 Oklahoma
	Jaime Pisani (2x)	4/7/12	NCAA Regional
	Casey Jo Magee (6x)	2/26/10	at No. 23 Washington
	Dana McQuillin	3/5/04	GymBack Invite
9.9125	Kennedy Hambrick	4/16/21	NCAA Championships

FLOOR EXERCISE

SCORE	GYMNAST	DATE (LAST)	OPPONENT
9.975	Frankie Price	2/17/23	at No. 11 Kentucky
	Katherine Grable	3/14/14	No. 2 Oklahoma
	Jaime Pisani	2/3/12	No. 13 Auburn
9.9625	Katherine Grable	4/20/14	NCAA Event Finals
9.950	Frankie Price	3/30/23	Norman Regional Semi
	Lauren Williams (2x)	2/17/23	No. 11 Kentucky
	Leah Smith	1/27/23	No. 8 LSU
	Kennedy Hambrick (3x)	2/6/22	No. 58 SEMO
	Sophia Carter (9x)	3/20/21	SEC Championships
	Bailey Lovett (3x)	3/5/21	at No. 12 Auburn
	Sarah Shaffer	3/16/18	Arkansas Tri
	Amanda Wellick (2x)	2/26/16	No. 23 Kentucky
	Katherine Grable (13x)	4/18/14	NCAA Ev. Semifinals
	Jaime Pisani (11x)	3/16/12	at No. 16 Missouri
	Casey Jo Magee	3/12/10	No. 40 Pittsburgh
	Rachel Barnett (2x)	2/6/04	No. 14 LSU
9.925	Norah Flatley	3/10/23	No. 19 Minnesota
	Lauren Williams (3x)	3/5/23	at No. 18 Georgia
	Madison Hickey (2x)	2/24/23	No. 14 Missouri
	Frankie Price (2x)	2/24/23	No. 14 Missouri
	Sophia Carter (9x)	4/2/21	Tuscaloosa Regional
	Kennedy Hambrick (3x)	2/25/22	No. 26 Georgia
	Bailey Lovett (4x)	4/2/22	Norman Regional Final
	Abby Johnston	2/26/21	No. 7 Alabama
	Sarah Shaffer (4x)	2/26/21	No. 7 Alabama
	Sydney McGlone (2x)	3/16/19	Arkansas Quad
	Samantha Nelson (2x)	1/29/16	No. 9 Auburn

11 additional scores of 9.925 occurred before 2016

Top Scores By Class

FRESHMAN

VAULT			
GYMNAST	SCORE	DATE	OPPONENT
Michelle Stout	9.950	2/9/07	No. 1 Florida

UNEVEN BARS			
GYMNAST	SCORE	DATE	OPPONENT
Reese Drotar	9.950	2/17/23	At No. 11 Kentucky
Paige Zaziski	9.950	3/13/15	No. 8 UCLA

BALANCE BEAM			
GYMNAST	SCORE	DATE	OPPONENT
Sophia Carter	9.975	1/26/18	No. 10 Georgia
Sophia Carter	9.975	3/2/18	No. 36 Arizona

FLOOR EXERCISE			
GYMNAST	SCORE	DATE	OPPONENT
Lauren Williams	9.950	2/17/23	At No. 11 Kentucky
Lauren Williams	9.950	2/3/23	No. 2 Florida
Bailey Lovett	9.950	1/17/20	No. 3 Denver
Sarah Shaffer	9.950	3/16/18	Arkansas Tri Meet
Sophia Carter	9.950	1/26/18	No. 10 Georgia
Rachel Barnett	9.950	2/6/04	No. 14 LSU
Rachel Barnett	9.950	1/23/04	No. 22 Auburn

ALL-AROUND			
GYMNAST	SCORE	DATE	OPPONENT
Sarah Shaffer	39.500	3/16/18	Arkansas Tri Meet

SOPHOMORE/R-FRESHMAN

VAULT			
GYMNAST	SCORE	DATE	OPPONENT
Leah Smith	9.950*	2/17/23	At No. 11 Kentucky
Makenzie Sedlacek	9.950	2/17/23	At No. 11 Kentucky
Amanda Wellick	9.950	2/13/15	No. 6 Alabama
Amanda Wellick	9.950	1/16/15	Arkansas Tri Meet
Katherine Grable	9.950	1/20/12	No. 25 LSU
Jaime Pisani	9.950	3/6/10	No. 22 Minnesota
Jaime Pisani	9.950	2/5/10	No. 16 Auburn

UNEVEN BARS			
GYMNAST	SCORE	DATE	OPPONENT
Hailey Garner	9.975	3/16/18	Arkansas Tri Meet

BALANCE BEAM			
GYMNAST	SCORE	DATE	OPPONENT
Cami Weaver	9.950	1/20/23	At No. 7 Auburn
Bailey Lovett	9.950	3/5/21	At No. 12 Auburn
Michaela Burton	9.950	1/26/18	No. 10 Georgia
Jessica Yamzon	9.950	1/26/18	No. 10 Georgia
Katherine Grable	9.950	4/21/12	NCAA Championships
Katie Hardman	9.950	3/12/04	At No. 11 Arizona

FLOOR EXERCISE			
GYMNAST	SCORE	DATE	OPPONENT
Frankie Price	9.975	2/17/23	At No. 11 Kentucky

ALL-AROUND			
GYMNAST	SCORE	DATE	OPPONENT
Katherine Grable	39.725	1/20/12	No. 25 LSU

*denotes a perfect score of 9.950 for Yurchenko full

JUNIOR

VAULT			
GYMNAST	SCORE	DATE	OPPONENT
Kennedy Hambrick	9.975	2/19/21	No. 25 Missouri
Michelle Stout	9.975	4/16/09	NCAA Championships

UNEVEN BARS			
GYMNAST	SCORE	DATE	OPPONENT
Kennedy Hambrick	9.950	4/3/21	Tuscaloosa Regional Final

BALANCE BEAM			
GYMNAST	SCORE	DATE	OPPONENT
Kennedy Hambrick	9.950	2/26/21	No. 7 Alabama
Kennedy Hambrick	9.950	2/19/21	No. 25 Missouri
Michaela Burton	9.950	2/15/19	No. 11 Auburn

FLOOR EXERCISE			
GYMNAST	SCORE	DATE	OPPONENT
Kennedy Hambrick	9.950	2/19/21	No. 25 Missouri
Kennedy Hambrick	9.950	2/12/21	At No. 15 Kentucky
Sophia Carter	9.950	2/28/20	At No. 5 LSU
Sophia Carter	9.950	1/17/20	No. 3 Denver
Amanda Wellick	9.950	2/26/16	No. 23 Kentucky
Katherine Grable	9.950	4/19/13	NCAA Championships
Katherine Grable	9.950	4/6/13	Corvallis Regional
Katherine Grable	9.950	3/1/13	Mizzou Quad
Katherine Grable	9.950	2/1/13	No. 1 Florida
Jaime Pisani	9.950	4/15/11	NCAA Championships
Jaime Pisani	9.950	4/2/11	Denver Regional
Jaime Pisani	9.950	3/4/11	No. 27 West Virginia
Jaime Pisani	9.950	2/27/11	At Illinois-Chicago

ALL-AROUND			
GYMNAST	SCORE	DATE	OPPONENT
Kennedy Hambrick	39.750	2/19/21	No. 25 Missouri

SENIOR/GRADUATE

VAULT			
GYMNAST	SCORE	DATE	OPPONENT
Katherine Grable	9.975	4/20/14	NCAA Event Finals

UNEVEN BARS			
GYMNAST	SCORE	DATE	OPPONENT
Sarah Shaffer	9.950	3/31/22	Norman Regional
Sarah Shaffer	9.950	3/6/22	Elevate The Stage
Maggie O'Hara	9.950	1/14/22	No. 8 Auburn
Maggie O'Hara	9.950	2/26/21	No. 7 Alabama
Maggie O'Hara	9.950	1/15/21	No. 5 LSU
Braie Speed	9.950	3/16/18	Arkansas Tri Meet
Jaime Pisani	9.950	1/20/12	No. 25 LSU

BALANCE BEAM			
GYMNAST	SCORE	DATE	OPPONENT
Norah Flatley	9.975	2/24/23	No. 15 Missouri
Kennedy Hambrick	9.975	2/6/22	No. 58 SEMO

FLOOR EXERCISE			
GYMNAST	SCORE	DATE	OPPONENT
Katherine Grable	9.975	3/14/14	No. 2 Oklahoma
Jaime Pisani	9.975	2/3/12	No. 13 Auburn

ALL-AROUND			
GYMNAST	SCORE	DATE	OPPONENT
Katherine Grable	39.725	2/21/14	No. 31 Kentucky
Jaime Pisani	39.725	2/2/12	No. 13 Auburn

Southeastern Conference Championship History

2003 SEC CHAMPIONSHIP Birmingham, Ala. » T-6th of 7

1. Alabama	197.575
2. Georgia	197.525
3. Florida	195.950
4. LSU	195.650
5. Auburn	195.025
6. Arkansas	194.875
7. Kentucky	194.875

2004 SEC CHAMPIONSHIP Duluth, Ga. » 6th of 7

1. Georgia	198.175
2. Alabama	197.950
3. LSU	197.275
4. Florida	197.225
5. Auburn	195.925
6. Arkansas	194.825
7. Kentucky	193.850

2005 SEC CHAMPIONSHIP Duluth, Ga. » 5th of 7

1. Georgia	197.250
2. LSU	196.975
3. Alabama	196.700
4. Florida	196.150
5. Arkansas	195.325
6. Auburn	195.125
7. Kentucky	193.800

2006 SEC CHAMPIONSHIP Birmingham, Ala. » 6th of 7

1. Georgia	197.275
2. Alabama	196.975
3. Florida	196.275
4. LSU	195.900
5. Auburn	194.975
6. Arkansas	194.650
7. Kentucky	191.150

2007 SEC CHAMPIONSHIP North Little Rock, Ark. » 5th of 7

1. Florida	197.325
2. Georgia	197.175
3. Alabama	197.000
4. LSU	196.250
5. Arkansas	194.550
6. Auburn	194.475
7. Kentucky	194.000

2008 SEC CHAMPIONSHIP Duluth, Ga. » 6th of 7

1. Georgia	197.350
2. Florida	197.325
3. Alabama	197.325
4. LSU	196.500
5. Auburn	196.100
6. Arkansas	194.650
7. Kentucky	194.025

2009 SEC CHAMPIONSHIP Nashville, Tenn. » 6th of 7

1. Alabama	197.300
2. Georgia	196.925
3. Florida	196.750
4. LSU	196.550
5. Auburn	196.350
6. Arkansas	195.650
7. Kentucky	195.000

2010 SEC CHAMPIONSHIP Jacksonville, Fla. » 6th of 7

1. Florida	197.050
2. Alabama	196.875
3. Georgia	196.825
4. LSU	195.750
5. Auburn	195.575
6. Arkansas	195.275
7. Kentucky	194.800

2011 SEC CHAMPIONSHIP Birmingham, Ala. » 4th of 7

1. Alabama	197.225
2. Florida	196.975
3. Georgia	196.625
4. Arkansas	195.800
5. LSU	195.475
6. Auburn	195.325
7. Kentucky	193.950

2012 SEC CHAMPIONSHIP Duluth, Ga. » 6th of 7

1. Florida	197.150
2. Alabama	196.775
3. Georgia	196.575
4. LSU	196.425
5. Kentucky	194.350
6. Arkansas	194.175
7. Auburn	194.100

2013 SEC CHAMPIONSHIP North Little Rock, Ar. » 6th of 8

1. Florida	198.000
2. Alabama	197.800
3. LSU	197.700
4. Georgia	197.325
5. Auburn	196.550
6. Arkansas	196.400
7. Missouri	195.525
8. Kentucky	194.600

2014 SEC CHAMPIONSHIP Birmingham, Ala. » 7th of 8

1. Alabama	197.875
2. Florida	197.700
3. LSU	197.325
4. Georgia	197.150
5. Auburn	195.550
6. Kentucky	195.075
7. Arkansas	194.900
8. Missouri	194.650

2015 SEC CHAMPIONSHIP Duluth, Ga. » 6th of 8

1. Alabama	197.525
2. LSU	197.450
3. Florida	197.400
4. Auburn	196.925
5. Georgia	196.000
6. Arkansas	195.950
7. Missouri	195.700
8. Kentucky	195.025

2016 SEC CHAMPIONSHIP North Little Rock, Ark. » 6th of 8

1. Florida	197.775
2. Alabama	197.750
3. LSU	197.500
4. Auburn	196.975
5. Georgia	196.850
6. Arkansas	196.500
7. Kentucky	196.250
8. Missouri	195.750

2017 SEC CHAMPIONSHIP Jacksonville, Fla. » 8th of 8

1. LSU	198.075
2. Florida	197.825
3. Alabama	197.400
4. Georgia	196.700
5. Kentucky	196.625
6. Auburn	196.550
7. Missouri	195.835
8. Arkansas	194.900

2018 SEC CHAMPIONSHIP St. Louis, Mo. » 5th of 8

1. LSU	197.400
2. Alabama	196.975
3. Florida	196.825
4. Kentucky	196.550
5. Arkansas	196.425
6. Auburn	195.650
7. Georgia	196.350
8. Missouri	196.100

2019 SEC CHAMPIONSHIP New Orleans, La. » 5th of 8

1. LSU	197.900
2. Florida	197.750
3. Alabama	197.350
4. Georgia	197.000
5. Arkansas	196.475
6. Auburn	196.375
7. Kentucky	196.225
8. Missouri	195.900

2021 SEC CHAMPIONSHIP Huntsville, Ala. » 7th of 7

1. Alabama	197.875
2. LSU	197.775
3. Florida	196.975
4. Kentucky	196.825
5. Auburn	196.275
6. Missouri	196.150
7. Arkansas	195.600

2022 SEC CHAMPIONSHIP Birmingham, Ala. » 6th of 8

1. Florida	198.200
2. Alabama	197.825
3. Auburn	197.225
4. Missouri	196.875
5. LSU	196.725
6. Arkansas	196.450
7. Kentucky	196.350
8. Georgia	195.800

2023 SEC CHAMPIONSHIP Duluth, Ga. » 7th of 8

1. Florida	198.425
2. Alabama	197.925
3. LSU	197.800
4. Kentucky	197.675
5. Auburn	197.100
6. Missouri	197.000
7. Arkansas	196.825
8. Georgia	196.600

*2020 SEC Championships canceled due to concerns surrounding the COVID19 Pandemic.

SEC INDIVIDUAL CHAMPIONS

YEAR	GYMNAST	EVENT	SCORE	LOCATION
2009	Casey Jo Magee	BB	9.900	Nashville, Tenn.
2012	Jaime Pisani	BB	9.900	Duluth, Ga.



Casey Jo Magee won Arkansas' first SEC Title in 2009, while also becoming the first athlete to be named to the All-SEC First Team.



Pisani tied or set three Arkansas SEC Championship meet records en route to the program's second title on beam.

ALL-TIME SEC CHAMPIONSHIP ROTATION

YEAR	FIRST	SECOND	THIRD	FOURTH	FIFTH	SIXTH	SEVENTH
2003	Bye	Floor	Bye	Vault	Bye	Bars	Beam
2004	Beam	Bye	Floor	Bye	Vault	Bye	Beam
2005	Bye	Vault	Bye	Bars	Beam	Bye	Floor
2006	Bye	Vault	Beam	Bye	Floor	Bye	Bars
2007	Bye	Vault	Bye	Bars	Beam	Bye	Floor
2008	Vault	Bye	Bars	Beam	Bye	Floor	Bye
2009	Bye	Floor	Bye	Vault	Bye	Bars	Beam
2010	Floor	Bye	Vault	Bars	Bye	Beam	Bye
2011	Bye	Floor	Bye	Vault	Bye	Bars	Beam
2012	Floor	Bye	Vault	Bars	Bye	Bars	Bye
2013	Bars	Beam	Floor	Vault			Format Changed To Sessions
2014	Bars	Beam	Floor	Vault			
2015	Bars	Beam	Floor	Vault			
2016	Bars	Beam	Floor	Vault			
2017	Floor	Vault	Bars	Beam			
2018	Vault	Bars	Beam	Floor			
2019	Floor	Vault	Bars	Beam			
2020	SEC Championships Canceled Due to COVID-19						
2021	Beam	Floor	Bars	Vault			
2022	Floor	Vault	Bars	Beam			
2023	Bars	Beam	Floor	Vault			

Southeastern Conference Championship Records

INDIVIDUAL VAULT

	SCORE	GYMNAST	YEAR	LOCATION
1.	9.900	Norah Flatley	2023	Duluth, Ga.
	9.900	Frankie Price	2023	Duluth, Ga.
	9.900	Cami Weaver	2023	Duluth, Ga.
	9.900	Lauren Williams	2023	Duluth, Ga.
	9.900	Amanda Elswick	2019	New Orleans, La.
	9.900	Amanda Wellick	2015	Duluth, Ga.
	9.900	Katherine Grable	2014	North Little Rock, Ark.
	9.900	Jaime Pisani	2011	Birmingham, Ala.
	9.900	Michelle Stout	2009	Nashville, Tenn.
10.	9.875	Sarah Shaffer	2022	Birmingham, Ala.
	9.875	Paige Zaziski	2015	Duluth, Ga.
	9.875	Katherine Grable	2013	North Little Rock, Ark.
	9.875	Jaime Pisani	2012	Duluth, Ga.
	9.875	Jordan Salsberg	2011	Birmingham, Ala.
	9.875	Katherine Grable	2011	Birmingham, Ala.
	9.875	Jaime Pisani	2010	Jacksonville, Fla.
	9.875	Jaime Pisani	2009	Nashville, Tenn.

INDIVIDUAL UNEVEN BARS

	SCORE	GYMNAST	YEAR	LOCATION
1.	9.900	Michelle Stout	2009	Nashville, Tenn.
	9.900	Melissa Leigh	2004	Duluth, Ga.
3.	9.875	Norah Flatley	2023	Duluth, Ga.
	9.875	Hailey Garner	2017	Jacksonville, Fla.
	9.875	Paige Zaziski	2015	Duluth, Ga.
	9.875	Sarah Nagashima	2010	Jacksonville, Fla.
	9.875	Emily Peacock	2004	Duluth, Ga.
8.	9.850	Reese Drotar	2023	Duluth, Ga.
	9.850	Jensen Scalzo	2023	Duluth, Ga.
	9.850	Kennedy Hambrick	2022	Birmingham, Ala.
	9.850	Maggie O'Hara	2022	Birmingham, Ala.
	9.850	Jensen Scalzo	2021	Huntsville, Ala.
	9.850	Sarah Shaffer	2021	Huntsville, Ala.
	9.850	Michaela Burton	2019	New Orleans, La.
	9.850	Hailey Garner	2018	St. Louis, Mo.
	9.850	Braie Speed	2018	St. Louis, Mo.
	9.850	Amanda Wellick	2018	St. Louis, Mo.
	9.850	Katherine Grable	2014	Birmingham, Ala.
	9.850	Mariah Howdeshell	2011	Birmingham, Ala.

INDIVIDUAL BALANCE BEAM

	SCORE	GYMNAST	YEAR	LOCATION
1.	9.925	Hailey Garner	2018	St. Louis, Mo.
2.	9.900	Amanda Elswick	2019	New Orleans, La.
	9.900	Kennedy Hambrick	2019	New Orleans, La.
	9.900	Samantha Nelson	2017	Jacksonville, Fla.
	9.900	Katherine Grable	2014	Birmingham, Ala.
	9.900	Jaime Pisani	2012	Duluth, Ga.
	9.900	Casey Jo Magee	2010	Jacksonville, Fla.
	9.900	Casey Jo Magee	2009	Nashville, Tenn.
9.	9.875	Kennedy Hambrick	2023	Duluth, Ga.
	9.875	Amanda Elswick	2022	Birmingham, Ala.
	9.875	Sydney Dillard	2013	North Little Rock, Ark.

INDIVIDUAL FLOOR EXERCISE

	SCORE	GYMNAST	YEAR	LOCATION
1.	9.950	Sophia Carter	2021	Huntsville, Ala.
2.	9.925	Katherine Grable	2013	North Little Rock, Ark.
3.	9.900	Norah Flatley	2023	Duluth, Ga.
	9.900	Lauren Williams	2023	Duluth, Ga.
	9.900	Bailey Lovett	2021	Huntsville, Ala.
	9.900	Heather Elswick	2015	Duluth, Ga.
	9.900	Katherine Grable	2014	Birmingham, Ala.
	9.900	Kelci Lewis	2013	North Little Rock, Ark.
	9.900	Jaime Pisani	2012	Duluth, Ga.
	9.900	Jaime Pisani	2011	Birmingham, Ala.
	9.900	Jaime Pisani	2010	Jacksonville, Fla.
	9.900	Dana McQuillin	2004	Duluth, Ga.

INDIVIDUAL ALL-AROUND

	SCORE	GYMNAST	YEAR	LOCATION
1.	39.550	Katherine Grable	2014	Birmingham, Ala.
2.	39.500	Norah Flatley	2023	Duluth, Ga.
	39.500	Jaime Pisani	2012	Duluth, Ga.
4.	39.400	Casey Jo Magee	2010	Jacksonville, Fla.
5.	39.375	Kennedy Hambrick	2019	New Orleans, La.
	39.375	Katherine Grable	2013	North Little Rock, Ark.
	39.375	Casey Jo Magee	2009	Nashville, Tenn.
8.	39.325	Katherine Grable	2011	Birmingham, Ala.
9.	39.300	Amanda Wellick	2016	North Little Rock, Ark.
	39.300	Dana McQuillin	2004	Duluth, Ga.

TEAM VAULT

	SCORE	YEAR	LOCATION
1.	49.425	2023	Duluth, Ga.
	49.325	2011	Birmingham, Ala.
3.	49.250	2022	Birmingham, Ala.
	49.250	2015	Duluth, Ga.
5.	49.200	2009	Nashville, Tenn.
6.	49.150	2013	North Little Rock, Ark.
7.	49.125	2016	North Little Rock, Ark.
	49.125	2021	Huntsville, Ala.
9.	49.050	2012	Duluth, Ga.
10.	49.000	2010	Jacksonville, Fla.
	49.000	2007	North Little Rock, Ark.

TEAM UNEVEN BARS

	SCORE	YEAR	LOCATION
1.	49.175	2023	Duluth, Ga.
2.	49.150	2022	Birmingham, Ala.
	49.150	2018	St. Louis, Mo.
	49.150	2004	Duluth, Ga.
5.	49.100	2019	New Orleans, La.
	49.100	2016	North Little Rock, Ark.
7.	49.075	2009	Nashville, Tenn.
8.	48.900	2005	Duluth, Ga.
9.	48.850	2013	North Little Rock, Ark.
	48.850	2012	Duluth, Ga.

TEAM BALANCE BEAM

	SCORE	YEAR	LOCATION
1.	49.225	2018	St. Louis, Mo.
2.	49.150	2019	New Orleans, La.
3.	49.125	2005	Duluth, Ga.
4.	49.100	2013	North Little Rock, Ark.
5.	49.075	2016	North Little Rock, Ark.
6.	49.050	2010	Jacksonville, Fla.
7.	49.025	2008	Duluth, Ga.
8.	48.900	2014	Birmingham, Ala.
	48.900	2006	Birmingham, Ala.
	48.900	2003	Birmingham, Ala.

TEAM FLOOR EXERCISE

	SCORE	YEAR	LOCATION
1.	49.425	2021	Huntsville, Ala.
2.	49.350	2015	Duluth, Ga.
3.	49.300	2013	North Little Rock, Ark.
4.	49.275	2019	New Orleans, La.
5.	49.225	2022	Birmingham, Ala.
6.	49.200	2016	North Little Rock, Ark.
7.	49.175	2023	Duluth, Ga.
8.	49.100	2009	Nashville, Tenn.
9.	49.075	2018	St. Louis, Mo.
	49.075	2006	Birmingham, Ala.
	49.075	2005	Duluth, Ga.

TEAM ALL-AROUND

	SCORE	YEAR	LOCATION
1.	196.825	2023	Duluth, Ga.
2.	196.500	2016	North Little Rock, Ark.
3.	196.475	2019	New Orleans, La.
4.	196.450	2022	Birmingham, Ala.
5.	196.425	2018	St. Louis, Mo.
6.	196.400	2013	North Little Rock, Ark.
7.	196.000	2015	Duluth, Ga.
8.	195.800	2011	Birmingham, Ala.
9.	195.650	2009	Nashville, Tenn.
10.	195.600	2021	Huntsville, Ala.

Southeastern Conference Honors

SEC GYMNAST OF THE YEAR

Jaime Pisani	2012
Katherine Grable	2014

SEC FRESHMAN OF THE YEAR

Amanda Wellick	2014
Paige Zaziski	2014
Sarah Shaffer	2018

SEC COACH OF THE YEAR

Mark & René Cook	2008
Mark Cook	2016
Mark Cook	2018

SEC SCHOLAR-ATHLETE OF THE YEAR

Michelle Stout	2011
Bailey Lovett	2022

UNIVERSITY OF ARKANSAS ATHLETE OF THE YEAR

Casey Jo Magee, Michelle Stout	2009
Jaime Pisani	2012
Katherine Grable	2014

SEC COMMUNITY SERVICE SCHOLARSHIP

Hanna McLeod	2006
--------------------	------

SEC GYMNAST OF THE WEEK

Dana McQuillin	Jan. 13, 2004
Katie Hardman	March 14, 2006
Cassie Drew	March 6, 2007
Michelle Stout	Feb. 13, 2008
Casey Jo Magee	Feb. 2, 2009
Casey Jo Magee	March 17, 2009
Casey Jo Magee	March 1, 2010
Casey Jo Magee	March 8, 2010
Jaime Pisani	Feb. 7, 2011
Jaime Pisani	Feb. 28, 2011
Katherine Grable	Jan. 9, 2012
Katherine Grable	Jan. 23, 2012
Jaime Pisani	March 5, 2012
Katherine Grable	Feb. 25, 2014
Amanda Wellick	Jan. 20, 2015
Kennedy Hambrick	March 9, 2021

SEC SPECIALIST OF THE WEEK

Kelci Lewis	Feb. 25, 2013
Sophia Carter	Jan. 20, 2018
Braie Speed	March 20, 2018
Sophia Carter	February 11, 2020
Maggie O'Hara	Jan. 19, 2021

SEC FRESHMAN OF THE WEEK

Jaime Pisani	Jan. 26, 2009
Jaime Pisani	Feb. 12, 2009
Sydney Laird	Jan. 16, 2013
Amanda Wellick	March 11, 2014
Paige Zaziski	Jan. 27, 2015
Paige Zaziski	Feb. 17, 2015
Paige Zaziski	March 16, 2015
Jessica Yamzon	Feb. 7, 2017
Sarah Shaffer	Jan. 15, 2018
Sarah Shaffer	Feb. 2, 2018
Sarah Shaffer	March 20, 2018
Lauren Williams	Jan. 30, 2023

ALL-SEC

2004	
Melissa Leigh	UB

2009

Casey Jo Magee	BB
Michelle Stout	BB

2010

Casey Jo Magee	AA
Jaime Pisani	FX

2011

Katherine Grable	AA
Jaime Pisani	VT

2012

Jaime Pisani	BB
--------------------	----

2013

Katherine Grable	FX, AA
Kelci Lewis	FX

2014

Sydney Laird	BB
Katherine Grable	VT, UB, BB, FX, AA
Samantha Nelson	FX

2015

Heather Elswick	FX
Amanda Wellick	VT
Paige Zaziski	VT

2016

Samantha Nelson	BB
Amanda Wellick	FX
Paige Zaziski	UB

2017

Hailey Garner	UB
---------------------	----

2018

Sophia Carter	FX
Hailey Garner	UB, BB
Sydney Laird	UB
Sarah Shaffer	FX
Braie Speed	VT, UB
Amanda Wellick	VT, UB, AA

2019

Amanda Elswick	VT
Kennedy Hambrick	AA
Sarah Shaffer	UB

2020

Sophia Carter	FX
Kennedy Hambrick	AA

2021

Sophia Carter	FX
---------------------	----

2022

Kennedy Hambrick	AA
Sarah Shaffer	VT

2023

Norah Flatley	VT, FX, AA
Frankie Price	VT
Cami Weaver	VT
Lauren Williams	VT, FX

TOTAL ALL-SEC HONORS	50
-----------------------------	-----------

ALL-SEC GYMNASTS	22
-------------------------	-----------

SEC ALL-FRESHMAN TEAM*

2013	
Sydney Laird, Keara Glover	

2014

Samantha Nelson	
-----------------	--

2015

Paige Zaziski	
---------------	--

2017

Hailey Garner, Jessica Yamzon	
-------------------------------	--

2018

Sarah Shaffer, Sophia Carter, Sydney Laird	
--	--

2019

Kennedy Hambrick, Amanda Elswick	
----------------------------------	--

2020

Bailey Lovett	
---------------	--

2022

Kalyta Gamiao, Leah Smith	
---------------------------	--

2023

Reese Drotar, Frankie Price, Cami Weaver, Lauren Williams	
---	--

TOTAL ALL-FRESHMAN TEAM GYMNASTS	18
---	-----------

**Began in 2013*



NCAA Regional Championship History

2004 TUCSON REGIONAL

April 3 » Tucson, Ariz. » 4th of 6

#5 Utah	197.625
#8 Florida	197.050
#18 Arizona	196.375
#25 Arkansas	195.550
#39 Illinois	195.400
#40 Illinois-Chicago	193.875

2005 DURHAM REGIONAL

April 21 » Durham, N.H. » 4th of 6

#3 LSU	197.125
#10 Oklahoma	195.550
#41 New Hampshire	194.700
#15 Arkansas	193.950
#51 Pittsburgh	193.100
#52 Rutgers	191.350

2006 FAYETTEVILLE REGIONAL

April 28 » Fayetteville, Ark. » 2nd of 6

#3 Florida	196.375
#18 Arkansas	195.400
#9 UCLA	195.175
#30 Illinois	193.125
#42 Illinois-Chicago	191.125
#49 SEMO	189.050

2007 NCAA ANN ARBOR REGIONAL

April 14 » Ann Arbor, Mich. » 3rd of 6

#1 Florida	197.325
#12 Michigan	196.050
#13 Arkansas	195.875
#43 New Hampshire	192.925
#41 Pittsburgh	192.550
#52 Rutgers	190.875

2008 MINNEAPOLIS REGIONAL

April 12 » Minneapolis, Minn » 2nd of 6

#2 Utah	196.950
#11 Arkansas	196.125
#28 Minnesota	195.275
#14 Arizona	194.275
#27 Southern Utah	193.575
#23 Iowa	192.450

2009 FAYETTEVILLE REGIONAL

April 4 » Fayetteville, Ark. » 1st of 6

#10 Arkansas	196.300
#4 Stanford	196.200
#16 Michigan	195.700
#25 Arizona	194.350
#31 Arizona State	193.900
#27 Southern Utah	192.650

2010 LOS ANGELES REGIONAL

April 10 » Los Angeles, Calif. » 2nd of 6

#3 UCLA	197.825
#9 Arkansas	196.675
#21 Arizona	195.100
#17 Iowa State	194.325
#32 Arizona State	193.900
#26 BYU	193.400

2011 DENVER REGIONAL

April 3 » Denver, Colo. » 1st of 6

#12 Arkansas	196.550
#1 Florida	196.425
#13 Boise State	196.400
#19 Denver	195.625
#20 Arizona	195.400
#27 BYU	194.650

2012 FAYETTEVILLE REGIONAL

April 12 » Fayetteville, Ark. » 2nd of 6

#3 UCLA	197.225
#10 Arkansas	196.825
#15 Boise State	196.050
#19 Missouri	195.450
#34 Maryland	194.400
#29 New Hampshire	193.900

2013 CORVALLIS REGIONAL

April 6 » Corvallis, Oreg. » 2nd of 6

#4 Georgia	197.425
#16 Arkansas	196.950
#10 Oregon State	195.375
#21 Boise State	195.300
#28 Arizona State	195.700
#32 California	195.125

2014 FAYETTEVILLE REGIONAL

April 5 » Fayetteville, Ark. » 3rd of 6

#8 Utah	197.300
#9 UCLA	196.660
#17 Arkansas	196.375
#24 Arizona State	194.425
#34 UC Davis	193.900
#36 Utah State	191.875

2015 MORGANTOWN REGIONAL

April 4 » Morgantown, W.V. » 4th of 6

#2 Florida	197.475
#11 Stanford	197.000
#14 Illinois	196.675
#19 Arkansas	196.500
#39 West Virginia	195.650
#25 New Hampshire	194.825

2016 IOWA CITY REGIONAL

April 2 » Iowa City, Iowa » 3rd of 6

#1 Oklahoma	197.575
#12 Nebraska	196.550
#13 Arkansas	195.500
#19 Iowa	195.450
#35 CMU	194.675
#30 Kent State	194.525

2017 FAYETTEVILLE REGIONAL

April 1 » Fayetteville, Ark. » 3rd of 6

#4 Utah	197.150
#9 Denver	197.050
#27 Arkansas	196.600
#21 Auburn	196.600
#16 California	196.300
#28 CMU	195.675

2018 COLUMBUS REGIONAL

April 7 » Columbus, Ohio. » 2nd of 6

#3 UCLA	197.650
#10 Arkansas	196.775
#25 Ohio State	196.500
#15 Boise State	196.225
#33 Pittsburgh	195.125
#34 Kent State	194.900

2019 BATON ROUGE REGIONAL

April 5 » Baton Rouge, La. » 5th of 8

#3 LSU	197.200
#13 Auburn	197.075
#6 Utah	196.800
#11 Minnesota	196.300
#20 Arkansas	196.175
#17 BYU	195.550
#21 Arizona State	195.425
#35 George Washington ..	194.675

2021 TUSCALOOSA REGIONAL

April 2 » Tuscaloosa, Ala. » 4th of 8

#1 Oklahoma	198.000
#7 Alabama	197.525
#23 Missouri	197.325
#10 Arkansas	197.250
#19 Iowa	197.050
#20 Iowa State	196.525
#32 Maryland	195.075
#15 Auburn	DNC

2021 TUSCALOOSA REGIONAL FINAL

April 3 » Tuscaloosa, Ala. » 3rd of 4

#1 Oklahoma	198.175
#7 Alabama	197.575
#10 Arkansas	196.700
#23 Missouri	196.500

2022 NORMAN REGIONAL

March 31 » Norman, Okla. » 4th of 8

#1 Oklahoma	198.175
#8 Minnesota	197.825
#9 California	197.375
#18 Arkansas	196.975
#25 Utah State	196.825
#32 Arizona	196.800
#16 Arizona State	196.600
#24 Boise State	196.425

2022 NORMAN REGIONAL FINAL

April 2 » Norman, Okla. » 4th of 4

#1 Oklahoma	198.250
#8 Minnesota	197.725
#9 California	197.300
#18 Arkansas	196.675

2023 NORMAN REGIONAL

March 30 » Norman, Okla. » 5th of 8

#1 Oklahoma	197.925
#9 Kentucky	197.475
#8 Alabama	197.375
#16 Ohio State	197.350
#17 Arkansas	197.275
#25 Iowa	196.500
#22 Illinois	195.675
#30 NC State	195.375

INDIVIDUAL REGIONAL CHAMPIONS

NAME	EVENT	YEAR	SCORE
Michelle Stout	VT	2009	9.875
Casey Jo Magee	BB	2009	9.900
Casey Jo Magee	FX	2009	9.900
Casey Jo Magee	BB	2010	9.900
Katherine Grable	VT	2011	9.900
Jaime Pisani	FX	2011	9.950
Jaime Pisani	BB	2012	9.925
Jaime Pisani	AA	2012	39.625
Katherine Grable	VT	2013	9.950
Katherine Grable	FX	2013	9.950
Katherine Grable	AA	2013	39.650
Katherine Grable	VT	2014	9.950
Katherine Grable	FX	2014	9.950
Braie Speed	VT	2017	9.900
Braie Speed	VT	2018	9.900
Amanda Wellick	AA	2018	39.425
Frankie Price	FX	2023	9.950


TOTAL	17
VAULT	6
BEAM	3
FLOOR	5
ALL-AROUND	3

Prior to the 2019 season, the NCAA changed regionals to three days of competition at four locations. The NCAA Regional field still consists of 36 teams with nine teams assigned to each of the four sites.

Day 1 - First Round: The two lowest-ranked teams at each of the four locations compete in a dual meet for a spot in the Second Round meets. The winner advances to Day 2 (Second Round).

Day 2 - Second Round: Eight teams will compete in two four-team meets. The top two finishing teams in each of those meets will advance to Day 3 (Regional Final).

Day 3 - Regional Final: The top two finishing teams from each of the Second Round meets will compete in the Regional Final. The teams that finish in the top two in the Regional Final will then advance to the NCAA National Championships.



NCAA Regional Championship Records

INDIVIDUAL VAULT

	SCORE	GYMNAST	YEAR	LOCATION
1.	9.950	Katherine Grable	2014	Fayetteville, Ar.
	9.950	Katherine Grable	2013	Corvallis, Or.
3.	9.900	Lauren Williams	2023	Norman, Okla.
	9.900	Kennedy Hambrick	2022	Norman, Okla.
	9.900	Braie Speed	2018	Columbus, Ohio
	9.900	Braie Speed	2017	Fayetteville, Ar.
	9.900	Amanda Wellick	2015	Morgantown, W.V.
	9.900	Amanda Wellick	2014	Fayetteville, Ar.
	9.900	Jaime Pisani	2012	Fayetteville, Ar.
	9.900	Katherine Grable	2011	Denver Co.
	9.900	Casey Jo Magee	2010	Los Angeles, Ca.
	9.900	Michelle Stout	2008	Minneapolis, Minn.
	9.900	Michelle Stout	2007	Ann Arbor, Mi.
	9.900	Kathy Thompson	2004	Tucson, Ariz.

INDIVIDUAL UNEVEN BARS

	SCORE	GYMNAST	YEAR	LOCATION
1.	9.950	Sarah Shaffer	2022	Norman, Okla.
2.	9.925	Reese Drotar	2023	Norman, Okla.
	9.925	Maggie O'Hara	2021	Tuscaloosa, Ala.
	9.925	Melissa Leigh	2004	Tucson, Ariz.
5.	9.900	Kennedy Hambrick	2022	Norman, Okla.
	9.900	Maddie Jones	2022	Norman, Okla.
	9.900	Maggie O'Hara	2022	Norman, Okla.
	9.900	Kennedy Hambrick	2021	Tuscaloosa, Ala.
	9.900	Michaela Burton	2017	Fayetteville, Ar.
	9.900	Hailey Garner	2017	Fayetteville, Ar.
	9.900	Paige Zaziski	2015	Morgantown, W.V.
	9.900	Amanda Wellick	2014	Fayetteville, Ar.
	9.900	Katherine Grable	2014	Fayetteville, Ar.
	9.900	Mariah Howdeshell	2011	Denver, Co.
	9.900	Casey Jo Magee	2010	Los Angeles, Ca.
	9.900	Amy DeFilippo	2010	Los Angeles, Ca.
	9.900	Dana McQuillin	2004	Tucson, Ariz.

INDIVIDUAL BALANCE BEAM

	SCORE	GYMNAST	YEAR	LOCATION
1.	9.950	Norah Flatley	2023	Norman, Okla.
2.	9.925	Kennedy Hambrick	2021	Tuscaloosa, Ala.
	9.925	Jaime Pisani	2012	Fayetteville, Ar.
4.	9.900	Cami Weaver	2023	Norman, Okla.
	9.900	Amanda Elswick	2022	Norman, Okla.
	9.900	Kennedy Hambrick	2022	Norman, Okla.
	9.900	Hailey Garner	2019	Baton Rouge, La.
	9.900	Amanda Wellick	2018	Columbus, Ohio
	9.900	Erin Freier	2013	Corvallis, Or.
	9.900	Katherine Grable	2013	Corvallis, Or.
	9.900	Katherine Grable	2012	Fayetteville, Ar.
	9.900	Casey Jo Magee	2010	Los Angeles, Ca.
	9.900	Casey Jo Magee	2009	Fayetteville, Ar.
	9.900	Casey Jo Magee	2007	Ann Arbor, Mi.

INDIVIDUAL FLOOR EXERCISE

	SCORE	GYMNAST	YEAR	LOCATION
1.	9.950	Frankie Price	2023	Norman, Okla.
	9.950	Katherine Grable	2014	Fayetteville, Ar.
	9.950	Katherine Grable	2013	Corvallis, Or.
	9.950	Jaime Pisani	2011	Denver, Co.
5.	9.925	Bailey Lovett (2x)	2022	Norman, Okla.
	9.925	Sophia Carter	2021	Tuscaloosa, Ala.
	9.925	Jaime Pisani	2012	Fayetteville, Ar.
8.	9.900	Maddie Jones	2023	Norman, Okla.
	9.900	Lauren Williams	2023	Norman, Okla.
	9.900	Maddie Jones	2022	Norman, Okla.
	9.900	Kennedy Hambrick	2022	Norman, Okla.
	9.900	Sarah Shaffer	2022	Norman, Okla.
	9.900	Sophia Carter	2019	New Orleans, La.
	9.900	Sarah Shaffer	2018	Columbus, Ohio
	9.900	Sydney McGlone	2017	Fayetteville, Ar.
	9.900	Samantha Nelson	2017	Fayetteville, Ar.
	9.900	Heather Elswick	2014	Fayetteville, Ar.
	9.900	Any Borsellino	2013	Corvallis, Or.
	9.900	Amy Borsellino	2012	Fayetteville, Ar.
	9.900	Katherine Grable	2011	Denver, Co.
	9.900	Jaime Pisani	2010	Los Angeles, Ca.
	9.900	Casey Jo Magee	2010	Los Angeles, Ca.
	9.900	Casey Jo Magee	2009	Fayetteville, Ar.
	9.900	Samantha Cortez	2008	Minneapolis, Minn.

INDIVIDUAL ALL-AROUND

	SCORE	GYMNAST	YEAR	LOCATION
1.	39.675	Katherine Grable	2014	Fayetteville, Ar.
2.	39.650	Katherine Grable	2013	Corvallis, Or.
3.	39.625	Jaime Pisani	2012	Fayetteville, Ar.
4.	39.600	Casey Jo Magee	2010	Los Angeles, Ca.
5.	39.575	Kennedy Hambrick	2022	Norman, Okla.
6.	39.550	Kennedy Hambrick	2021	Tuscaloosa, Ala.
7.	39.525	Norah Flatley	2023	Norman, Okla.
	39.475	Katherine Grable	2011	Denver, Co.
9.	39.425	Amanda Wellick	2018	Columbus, Ohio
	39.425	Jaime Pisani	2010	Los Angeles, Ca.

TEAM VAULT

	SCORE	YEAR	LOCATION
1.	49.375	2015	Morgantown, W.V.
2.	49.300	2007	Ann Arbor, Mich.
	49.300	2008	Minneapolis, Minn.
4.	49.250	2021	Tuscaloosa, Ala. (Semis)
	49.250	2014	Fayetteville, Ark.
	49.250	2013	Corvallis, Ore.
7.	49.225	2023	Norman, Okla.
8.	49.200	2012	Fayetteville, Ark.
9.	49.175	2018	Columbus, Ohio
	49.175	2011	Denver, Colo.
	49.175	2009	Fayetteville, Ark.

TEAM UNEVEN BARS

	SCORE	YEAR	LOCATION
1.	49.450	2022	Norman, Okla. (Semis)
2.	49.400	2010	Los Angeles, Calif.
3.	49.375	2021	Tuscaloosa, Ala. (Semis)
	49.375	2004	Tucson, Ariz.
	49.375	2017	Fayetteville, Ark.
6.	49.350	2023	Norman, Okla.
7.	49.225	2022	Norman, Okla. (Final)
	49.225	2012	Fayetteville, Ark.
9.	49.175	2018	Columbus, Ohio
	49.175	2011	Denver, Colo.

TEAM BALANCE BEAM

	SCORE	YEAR	LOCATION
1.	49.325	2021	Tuscaloosa, Ala. (Semis)
2.	49.300	2013	Corvallis, Ore.
3.	49.275	2007	Ann Arbor, Mich.
4.	49.250	2022	Norman, Okla. (Final)
5.	49.200	2023	Norman, Okla.
6.	49.175	2018	Columbus, Ohio
	49.175	2012	Fayetteville, Ark.
8.	49.150	2015	Morgantown, W.V.
9.	49.075	2022	Norman, Okla. (Semis)
10.	49.050	2019	Baton Rouge, La.
	49.050	2010	Los Angeles, Calif.

TEAM FLOOR EXERCISE

	SCORE	YEAR	LOCATION
1.	49.500	2023	Norman, Okla.
	49.400	2022	Norman, Okla. (Final)
3.	49.375	2022	Norman, Okla. (Semis)
4.	49.300	2021	Tuscaloosa, Ala. (Semis)
	49.300	2011	Denver, Co.
6.	49.275	2014	Fayetteville, Ark.
7.	49.250	2018	Columbus, Ohio
	49.250	2013	Corvallis, Or.
9.	49.225	2012	Fayetteville, Ark.
	49.225	2008	Minneapolis, Minn.

TEAM ALL-AROUND

	SCORE	YEAR	LOCATION
1.	197.275	2023	Norman, Okla.
2.	197.250	2021	Tuscaloosa, Ala. (Semis)
3.	196.975	2022	Norman, Okla. (Semis)
4.	196.950	2013	Corvallis, Ore.
5.	196.825	2012	Fayetteville, Ark.
6.	196.775	2018	Columbus, Ohio
7.	196.675	2022	Norman, Okla. (Final)
	196.675	2010	Los Angeles, Calif.
9.	196.600	2017	Fayetteville, Ark.
10.	196.550	2011	Denver, Colo.

2006 NCAA CHAMPIONSHIPS (SESSION II)
CORVALLIS, ORE. (OREGON STATE, HOST)
SESSION FINISH » 6TH of 6
OVERALL FINISH » 12TH of 12

TEAM	VT	UB	BB	FX	AA
#1 Georgia	49.150	49.400	49.375	49.350	197.275
#4 Iowa State	49.050	49.075	48.825	49.300	196.250
#3 Florida	48.925	49.000	48.925	49.375	196.225
#9 Arizona State	48.850	49.050	48.725	48.950	195.575
#17 Oregon St.	48.675	48.775	48.600	49.100	195.150
#19 ARKANSAS	48.225	48.750	48.425	48.975	194.375

2008 NCAA CHAMPIONSHIPS (SESSION I)
ATHENS, GA. (GEORGIA, HOST)
SESSION FINISH » 5TH of 6
OVERALL FINISH » 10TH of 12

TEAM	VT	UB	BB	FX	AA
#2 Florida	49.10	49.300	48.975	49.525	196.900
#6 Alabama	49.125	49.375	48.850	49.300	196.650
#3 LSU	49.050	49.450	48.825	49.250	196.575
#10 Oklahoma	48.775	49.125	48.95	49.225	196.075
#11 ARKANSAS	49.150	49.125	48.575	48.975	195.825
#7 Oregon State	48.725	49.150	48.750	48.850	195.475

2009 NCAA CHAMPIONSHIPS (SESSION II)
LINCOLN, NEB. (NEBRASKA, HOST)
SESSION FINISH » 2ND of 6
OVERALL FINISH » 5TH of 12

TEAM	VT	UB	BB	FX	AA
#3 Alabama	49.325	49.200	49.375	49.125	197.025
#10 ARKANSAS	49.450	49.100	49.250	49.150	196.950
#2 Utah	49.400	49.275	48.775	49.175	196.625
#7 UCLA	49.425	48.700	49.200	49.300	196.625
#6 Oregon St.	49.225	48.625	48.325	49.175	195.350
#11 Illinois	48.700	48.875	48.575	48.900	195.050

NCAA INDIVIDUAL AA PARTICIPANTS

Dana McQuillin » 2005 NCAA All-Around Qualifier

ATHLETE	VT	UB	BB	FX	AA
McQuillin	9.575	9.675	9.000	9.775	38.025

Casey Jo Magee » 2007 NCAA All-Around Qualifier

ATHLETE	VT	UB	BB	FX	AA
Magee	9.850	9.825	9.250	9.800	38.725

**Katherine Grable, Amanda Wellick
2014 NCAA All-Around Qualifiers**

ATHLETE	VT	UB	BB	FX	AA
Grable	9.950	9.850	9.850	9.950	39.600
Wellick	9.850	9.175	9.800	9.850	38.675

Amanda Wellick » 2016 NCAA AA Qualifier

ATHLETE	VT	UB	BB	FX	AA
Wellick	9.775	9.8375	9.875	9.8125	39.300

Jessica Yamzon » 2017 NCAA AA Qualifier

ATHLETE	VT	UB	BB	FX	AA
Yamzon	9.575	9.7125	9.875	9.7625	38.925

Kennedy Hambrick » 2021 NCAA AA Qualifier

ATHLETE	VT	UB	BB	FX	AA
Hambrick	9.8875	9.900	9.9125	9.9125	39.6125

Kennedy Hambrick » 2022 NCAA AA Qualifier

ATHLETE	VT	UB	BB	FX	AA
Hambrick	9.8625	9.8625	9.8875	9.7125	39.325

NCAA Championship Appearances

2010 NCAA CHAMPIONSHIPS (SESSION II)
GAINESVILLE, FLA. (FLORIDA, HOST)
SESSION FINISH » 5TH of 6
OVERALL FINISH » 11TH of 12

TEAM	VT	UB	BB	FX	AA
#3 Alabama	49.325	49.350	49.225	48.950	196.850
#2 Florida	49.425	48.900	49.175	49.275	196.775
#6 Stanford	49.325	48.950	49.100	48.925	196.300
#11 Michigan	49.375	48.725	48.450	49.150	195.700
#7 ARKANSAS	49.250	49.125	48.000	49.225	195.600
#10 Missouri	49.200	49.025	47.450	48.925	194.600

2011 NCAA CHAMPIONSHIPS (SESSION I)
CLEVELAND, OHIO (KENT STATE, HOST)
SESSION FINISH » 4TH of 6
OVERALL FINISH » 10TH of 12

TEAM	VT	UB	BB	FX	AA
#3 Oklahoma	49.225	49.375	49.175	49.000	196.775
#6 Michigan	49.325	49.375	48.750	49.250	196.700
#2 UCLA	49.450	49.350	48.375	49.325	196.500
#10 ARKANSAS	49.150	48.750	48.450	49.275	195.450
#7 Georgia	49.250	49.075	48.700	48.425	195.450
#11 Illinois	49.175	48.825	47.950	49.150	195.100

2012 NCAA CHAMPIONSHIPS (SESSION II)
DULUTH, GA. (GEORGIA TECH, HOST)
SESSION FINISH » 3RD of 6
OVERALL FINISH » 6TH of 12

TEAM	VT	UB	BB	FX	AA
#4 Alabama	49.400	49.400	49.600	49.275	197.675
#1 Florida	49.575	49.450	49.350	49.275	197.650
#8 ARKANSAS	49.275	49.275	49.450	49.150	197.150
#12 Ohio St.	49.175	48.975	49.225	49.150	196.525
#5 Georgia	49.600	49.400	48.275	49.225	196.500
#9 Oregon St.	49.050	49.150	49.300	48.975	196.475

2013 NCAA CHAMPIONSHIPS (SESSION II)
LOS ANGELES, CALIF. (UCLA, HOST)
SESSION FINISH » 6TH of 6
OVERALL FINISH » 10TH of 12

TEAM	VT	UB	BB	FX	AA
#3 Alabama	49.350	49.275	49.275	49.450	197.350
#2 Oklahoma	49.275	49.500	49.150	49.275	197.200
#6 UCLA	49.500	49.175	49.075	49.450	197.200
#7 Michigan	49.275	49.400	48.775	49.400	196.850
#10 Utah	49.200	49.475	48.225	49.300	196.200
#11 ARKANSAS	48.975	48.900	49.000	49.275	196.150

2018 NCAA CHAMPIONSHIPS (SESSION I)
ST. LOUIS, MO. (MISSOURI, HOST)
SESSION FINISH » 6TH of 6
OVERALL FINISH » 10TH of 12

TEAM	VT	UB	BB	FX	AA
#3 UCLA	49.1875	49.3750	49.5375	49.4625	197.5625
#2 LSU	49.3500	49.5000	49.2250	49.4000	197.4750
#11 Nebraska	49.2375	49.0625	49.3750	49.3375	197.0125
#18 Georgia	49.1250	49.3125	49.2375	49.0125	196.6875
#6 Alabama	49.1375	49.1625	49.0750	49.2500	196.6250
#10 ARKANSAS	48.7500	49.2875	49.2625	49.1250	196.4250


*Overall finish represents Arkansas' finish at the NCAA Championships.

NCAA Individual Appearances

NCAA EVENT FINALIST

ATHLETE	YEAR	EVENT	SCORE	FINISH
Michelle Stout	2008	Vault	9.800	4th
Michelle Stout	2009	Vault	9.8375	5th
Michelle Stout	2009	Bars	9.8625	
Sarah Nagashima	2009	Beam	9.900	T-3rd
Alex LaChance	2009	Beam	9.825	5th
Jaime Pisani	2010	Vault	9.7188	T-12th
Jaime Pisani	2010	Floor	9.850	T-10th
Casey Jo Magee	2010	Bars	9.900	T-5th
Casey Jo Magee	2010	Beam	9.875	4th
Casey Jo Magee	2010	Floor	9.8125	12th
Amy Borsellino	2011	Vault	9.6938	15th
Katherine Grable	2011	Floor	9.850	T-9th
Jaime Pisani	2011	Floor	9.900	T-5th
Katherine Grable	2012	Beam	9.8625	12th
Jaime Pisani	2012	Beam	9.6875	12th
Jaime Pisani	2012	Floor	9.8625	
Katherine Grable	2013	Floor	9.8875	6th
Katherine Grable	2014	Vault	9.975	T-1st
Katherine Grable	2014	Floor	9.9625	1st
Sophia Carter	2019	Floor	9.8375	35th
Hailey Garner	2019	Beam	9.6375	50th
Maggie O'Hara	2021	Bars	9.925	4th
Sarah Shaffer	2022	Bars	9.875	T-24th
Norah Flatley	2023	Beam	9.9375	T-8th
Lauren Williams	2023	Vault	9.825	T-40th

Individual National Champions are now determined on the first day of the NCAA Championships, the highest individual score earner, including ties, earn event National Titles. Prior to 2014, finishers 1-4, including ties, from each session would advance to the individual finals on day two of the championships.



NCAA Championship Records

Semifinal, Super Six, or Individual Qualifier

INDIVIDUAL VAULT

	SCORE	YEAR	GYMNAST	EVENT
1.	9.975	2009	Michelle Stout	NCAA Semifinal II
2.	9.925	2012	Scarlett Williams	NCAA Super Six
3.	9.900	2008	Michelle Stout	NCAA Semifinal I
		2012	Jaime Pisani	NCAA Super Six
		2010	Jaime Pisani	NCAA Semifinal II
		2009	Jaime Pisani	NCAA Semifinal II
		2009	Casey Jo Magee	NCAA Semifinal II
		2009	Michelle Stout	NCAA Super Six
		2011	Amy Borsellino	NCAA Semifinal I
		2012	Katherine Grable	NCAA Semifinal II
		2012	Kelci Lewis	NCAA Super Six
		2012	Katherine Grable	NCAA Super Six

INDIVIDUAL UNEVEN BARS

	SCORE	YEAR	GYMNAST	EVENT
1.	9.925	2021	Maggie O'Hara	NCAA Semifinal I
2.	9.900	2021	Kennedy Hambrick	NCAA Semifinal II
		2010	Casey Jo Magee	NCAA Semifinal II
		2008	Casey Jo Magee	NCAA Semifinal I
		2012	Jaime Pisani	NCAA Semifinal II
6.	9.8875	2018	Amanda Wellick	NCAA Semifinal I

INDIVIDUAL BALANCE BEAM

	SCORE	YEAR	GYMNAST	EVENT
1.	9.950	2012	Jaime Pisani	NCAA Semifinal II
		2012	Katherine Grable	NCAA Semifinal II
3.	9.9375	2023	Norah Flatley	NCAA Semifinal II
4.	9.9125	2021	Kennedy Hambrick	NCAA Semifinal II
5.	9.900	2009	Alex LaChance	NCAA Semifinal II
		2009	Sarah Nagashima	NCAA Semifinal II
		2009	Casey Jo Magee	NCAA Super Six
		2009	Katherine Grable	NCAA Super Six
		2010	Casey Jo Magee	NCAA Semifinal II
10.	9.8875	2022	Kennedy Hambrick	NCAA Semifinal I

INDIVIDUAL FLOOR EXERCISE

	SCORE	YEAR	GYMNAST	EVENT
1.	9.950	2011	Jaime Pisani	NCAA Semifinal II
		2013	Katherine Grable	NCAA Semifinal II
3.	9.9125	2021	Kennedy Hambrick	NCAA Semifinal II
4.	9.925	2010	Jaime Pisani	NCAA Semifinal II
5.	9.900	2010	Casey Jo Magee	NCAA Semifinal II
		2009	Casey Jo Magee	NCAA Super Six
		2011	Katherine Grable	NCAA Semifinal II
		2011	Jaime Pisani	NCAA Semifinal II
		2012	Jaime Pisani	NCAA Semifinal II
10.	9.8875	2013	Katherine Grable	NCAA Semifinal II

INDIVIDUAL ALL-AROUND

	SCORE	YEAR	GYMNAST	EVENT
1.	39.625	2012	Jaime Pisani	NCAA Semifinal II
2.	39.6125	2021	Kennedy Hambrick	NCAA Semifinal II
3.	39.550	2010	Casey Jo Magee	NCAA Semifinal II
4.	39.525	2012	Katherine Grable	NCAA Super Six
	39.525	2010	Michelle Stout	NCAA Semifinal II
6.	39.475	2013	Katherine Grable	NCAA Semifinal II
7.	39.450	2009	Casey Jo Magee	NCAA Super Six
8.	39.425	2012	Katherine Grable	NCAA Semifinal II
9.	39.400	2018	Amanda Wellick	NCAA Semifinal I
	39.400	2010	Jaime Pisani	NCAA Semifinal II

TEAM VAULT

	SCORE	YEAR	EVENT
1.	49.450	2012	NCAA Super Six
	49.450	2009	NCAA Semifinal II
3.	49.325	2009	NCAA Super Six
4.	49.275	2012	NCAA Semifinal II
	49.275	2013	NCAA Semifinal II
6.	49.250	2012	NCAA Semifinal II
7.	49.150	2008	NCAA Semifinal I
	49.150	2011	NCAA Semifinal I
9.	48.750	2018	NCAA Semifinal I
10.	48.225	2006	NCAA Semifinal II

TEAM UNEVEN BARS

	SCORE	YEAR	EVENT
1.	49.2875	2018	NCAA Semifinal I
2.	49.275	2012	NCAA Semifinal II
3.	49.175	2012	NCAA Super Six
4.	49.125	2010	NCAA Semifinal II
	49.125	2008	NCAA Semifinal I
6.	49.100	2009	NCAA Semifinal II
7.	48.975	2009	NCAA Super Six
8.	48.900	2013	NCAA Semifinal II
9.	48.750	2006	NCAA Semifinal II
10.	48.575	2011	NCAA Semifinal I

TEAM BALANCE BEAM

	SCORE	YEAR	EVENT
1.	49.450	2012	NCAA Semifinal II
2.	49.2875	2018	NCAA Semifinal I
3.	49.250	2009	NCAA Semifinal II
4.	49.225	2012	NCAA Super Six
5.	49.000	2013	NCAA Semifinal II
6.	48.925	2009	NCAA Super Six
7.	48.575	2008	NCAA Semifinal II
8.	48.450	2011	NCAA Semifinal I
9.	48.425	2006	NCAA Semifinal II
10.	48.000	2010	NCAA Semifinal II

TEAM FLOOR EXERCISE

	SCORE	YEAR	EVENT
1.	49.275	2011	NCAA Semifinal I
		2013	NCAA Semifinal II
3.	49.250	2009	NCAA Super Six
4.	49.225	2010	NCAA Semifinal II
5.	49.150	2012	NCAA Semifinal II
		2009	NCAA Semifinal II
7.	49.125	2018	NCAA Semifinal I
8.	48.975	2008	NCAA Semifinal I
		2006	NCAA Semifinal II
10.	48.450	2012	NCAA Super Six

TEAM ALL-AROUND

	SCORE	YEAR	EVENT
1.	197.150	2012	NCAA Semifinal II
2.	196.950	2009	NCAA Semifinal II
3.	196.475	2009	NCAA Super Six
4.	196.425	2018	NCAA Semifinal I
5.	196.300	2012	NCAA Super Six
6.	196.150	2013	NCAA Semifinal II
7.	195.825	2008	NCAA Semifinal II
8.	195.600	2010	NCAA Semifinal I
9.	195.450	2011	NCAA Semifinal I
10.	195.375	2006	NCAA Semifinal II

NCAA Super Six Appearances



2009 NCAA SUPER SIX FINALS
Lincoln, Neb. (Nebraska, host)

FIFTH PLACE					
Name	VT	UB	BB	FX	AA
#1 Georgia	49.625	49.425	49.200	49.575	197.825
#3 Alabama	49.425	49.325	49.325	49.500	197.575
#2 Utah	49.525	49.275	49.175	49.450	197.425
#4 Florida	49.000	49.150	49.200	49.375	196.725
#10 ARKANSAS	49.325	48.975	48.925	49.250	196.475
#6 LSU	49.275	49.100	48.700	49.300	196.375



2012 NCAA SUPER SIX FINALS
Duluth, Ga. (Georgia Tech, host)

SIXTH PLACE					
Name	VT	UB	BB	FX	AA
#4 Alabama	49.625	49.275	49.500	49.450	197.850
#1 Florida	49.475	49.425	49.475	49.400	197.775
#2 UCLA	49.525	49.475	49.400	49.350	197.750
#10 Stanford	49.550	49.350	49.325	49.275	197.500
#7 Utah	49.400	49.300	49.350	49.325	197.375
#8 ARKANSAS	49.450	49.175	49.225	48.450	196.300

Top Super Six Scorers

INDIVIDUAL VAULT

	SCORE	GYMNAST	YEAR	LOCATION
1.	9.925	Scarlett Williams	2012	Duluth, Georgia
2.	9.900	Jaime Pisani	2012	Duluth, Georgia
	9.900	Kelci Lewis	2012	Duluth, Georgia
	9.900	Katherine Grable	2012	Duluth, Georgia
	9.900	Jaime Pisani	2009	Lincoln, Nebraska
	9.900	Michelle Stout	2009	Lincoln, Nebraska
7.	9.875	Casey Jo Magee	2009	Lincoln, Nebraska
8.	9.850	Mariah Howdeshelle	2009	Lincoln, Nebraska
9.	9.825	Amy Borsellino	2012	Duluth, Georgia
10.	9.800	Bailee Zumwalde	2012	Duluth, Georgia
	9.800	Alex LaChance	2009	Lincoln, Nebraska

INDIVIDUAL UNEVEN BARS

	SCORE	GYMNAST	YEAR	LOCATION
1.	9.875	Jaime Pisani	2012	Duluth, Georgia
	9.875	Michelle Stout	2009	Lincoln, Nebraska
3.	9.850	Katherine Grable	2012	Duluth, Georgia
	9.850	Mariah Howdeshelle	2009	Lincoln, Nebraska
5.	9.800	Amy Borsellino	2012	Duluth, Georgia
	9.800	Stephani Canizaro	2012	Duluth, Georgia
	9.800	Sarah Nagashima	2009	Lincoln, Nebraska
8.	9.775	Casey Jo Magee	2009	Lincoln, Nebraska
	9.775	Jaime Pisani	2009	Lincoln, Nebraska
	9.775	Shelby Salmon	2009	Lincoln, Nebraska

INDIVIDUAL BALANCE BEAM

	SCORE	GYMNAST	YEAR	LOCATION
1.	9.900	Katherine Grable	2012	Duluth, Georgia
	9.900	Casey Jo Magee	2009	Lincoln, Nebraska
3.	9.875	Jaime Pisani	2012	Duluth, Georgia
4.	9.850	Shelby Salmon	2012	Duluth, Georgia
	9.850	Sarah Nagashima	2009	Lincoln, Nebraska
6.	9.825	Amy Borsellino	2012	Duluth, Georgia
7.	9.775	Scarlett Williams	2012	Duluth, Georgia
	9.775	Amy DeFlippo	2009	Lincoln, Nebraska
9.	9.750	Samantha Kolbas	2012	Duluth, Georgia
	9.750	Jaime Pisani	2009	Duluth, Georgia

INDIVIDUAL FLOOR EXERCISE

	SCORE	GYMNAST	YEAR	LOCATION
1.	9.900	Casey Jo Magee	2009	Lincoln, Nebraska
2.	9.875	Katherine Grable	2012	Duluth, Georgia
	9.875	Jaime Pisani	2009	Lincoln, Nebraska
4.	9.850	Amy Borsellino	2012	Duluth, Georgia
	9.850	Alex LaChance	2009	Lincoln, Nebraska
6.	9.825	Molly Lewis	2009	Lincoln, Nebraska
	9.825	Bailee Zumwalde	2012	Duluth, Georgia
8.	9.800	Michelle Stout	2009	Lincoln, Nebraska
	9.800	Sarah Nagashima	2009	Lincoln, Nebraska
10.	9.650	Kelci Lewis	2012	Duluth, Georgia

INDIVIDUAL ALL-AROUND

	SCORE	GYMNAST	YEAR	LOCATION
1.	39.525	Katherine Grable	2012	Duluth, Georgia
2.	39.450	Casey Jo Magee	2009	Lincoln, Nebraska
3.	39.300	Amy Borsellino	2012	Duluth, Georgia
	39.300	Jaime Pisani	2009	Lincoln, Nebraska
5.	39.225	Sarah Nagashima	2009	Lincoln, Nebraska
6.	38.900	Jaime Pisani	2012	Duluth, Georgia
7.	38.475	Michelle Stout	2009	Lincoln, Nebraska

TEAM VAULT

	SCORE	YEAR
1.	49.450	2012
2.	49.325	2009

TEAM FLOOR EXERCISE

	SCORE	YEAR
1.	49.250	2009
2.	48.450	2012

TEAM UNEVEN BARS

	SCORE	YEAR
1.	49.175	2012
2.	48.975	2009

TEAM TOTAL

	SCORE	YEAR
1.	196.475	2009
2.	196.300	2012

TEAM BALANCE BEAM

	SCORE	YEAR
1.	49.225	2012
2.	48.925	2009

All-Americans

ALL-AMERICANS BY TEAM

FIRST TEAM			
NAME	EVENT	YEAR	SCORE
Michelle Stout	VT	2008	9.900
Alex Lachance	BB	2009	9.900
Sarah Nagashima	BB	2009	9.900
Michelle Stout	VT	2009	9.975
Michelle Stout	UB	2009	9.875
Michelle Stout	AA	2009	39.525
Casey Jo Magee	UB	2010	9.900
Casey Jo Magee	BB	2010	9.900
Casey Jo Magee	FX	2010	9.900
Casey Jo Magee	AA	2011	39.550
Jaime Pisani	VT	2010	9.900
Jaime Pisani	FX	2010	9.925
Amy Borsellino	VT	2011	9.900
Katherine Grable	FX	2011	9.900
Jaime Pisani	FX	2011	9.950
Katherine Grable	BB	2012	9.950
Jaime Pisani	BB	2012	9.950
Jaime Pisani	FX	2012	9.900
Jaime Pisani	AA	2012	39.625
Katherine Grable	FX	2013	9.950
Katherine Grable	AA	2013	39.475
Katherine Grable	VT	2014	9.950
Katherine Grable	FX	2014	9.950
Katherine Grable	AA	2014	39.600
Maggie O'Hara	UB	2021	9.925

SECOND TEAM

NAME	EVENT	YEAR	SCORE
Casey Jo Magee	VT	2008	9.900
Casey Jo Magee	UB	2008	9.900
Casey Jo Magee	VT	2009	9.900
Casey Jo Magee	FX	2009	9.850
Jaime Pisani	VT	2009	9.900
Jaime Pisani	UB	2009	9.900
Jaime Pisani	FX	2009	9.850
Michelle Stout	FX	2009	9.900
Jaime Pisani	AA	2010	39.400
Katherine Grable	VT	2011	9.875
Kelci Lewis	FX	2011	9.850
Jaime Pisani	BB	2011	9.900
Jaime Pisani	AA	2011	39.350
Stephani Canizaro	FX	2012	9.850
Katherine Grable	VT	2012	9.900
Jaime Pisani	UB	2012	9.900
Bailey Zumwalde	FX	2012	9.850
Amanda Wellick	AA	2016	39.350
Braie Speed	VT	2018	9.875
Amanda Wellick	UB	2018	9.8875
Amanda Wellick	AA	2018	39.400
Hailey Garner	BB	2018	9.8875
Kennedy Hambrick	VT	2021	9.8875
Kennedy Hambrick	UB	2021	9.900
Kennedy Hambrick	BB	2021	9.9125
Kennedy Hambrick	AA	2021	39.6125
Kennedy Hambrick	AA	2022	39.325
Norah Flatley	BB	2023	9.9375

TOTAL	53
VAULT	12
BARS	8
BEAM	9
FLOOR	13
ALL-AROUND	11

ALL-AMERICANS BY EVENT

VAULT (12)			
NAME	EVENT	YEAR	SCORE
FIRST TEAM			
Michelle Stout	VT	2008	9.900
Michelle Stout	VT	2009	9.975
Jaime Pisani	VT	2010	9.900
Amy Borsellino	VT	2011	9.900
Katherine Grable	VT	2014	9.950

SECOND TEAM

Casey Jo Magee	VT	2008	9.900
Casey Jo Magee	VT	2009	9.900
Jaime Pisani	VT	2009	9.900
Katherine Grable	VT	2011	9.875
Katherine Grable	VT	2012	9.900
Braie Speed	VT	2018	9.875
Kennedy Hambrick	VT	2021	9.8875

UNEVEN BARS (8)

NAME	EVENT	YEAR	SCORE
FIRST TEAM			
Michelle Stout	UB	2009	9.875
Casey Jo Magee	UB	2010	9.900
Maggie O'Hara	UB	2021	9.925

SECOND TEAM

Casey Jo Magee	UB	2008	9.900
Jaime Pisani	UB	2009	9.850
Jaime Pisani	UB	2012	9.850
Amanda Wellick	UB	2018	9.8875
Kennedy Hambrick	UB	2021	9.900

BALANCE BEAM (9)

NAME	EVENT	YEAR	SCORE
FIRST TEAM			
Alex Lachance	BB	2009	9.900
Sarah Nagashima	BB	2009	9.900
Casey Jo Magee	BB	2010	9.900
Katherine Grable	BB	2012	9.950
Jaime Pisani	BB	2012	9.950

SECOND TEAM

Jaime Pisani	BB	2011	9.900
Hailey Garner	BB	2018	9.8875
Kennedy Hambrick	BB	2021	9.9125
Norah Flatley	BB	2023	9.9375

FLOOR EXERCISE (13)

NAME	EVENT	YEAR	SCORE
FIRST TEAM			
Casey Jo Magee	FX	2010	9.900
Jaime Pisani	FX	2010	9.925
Katherine Grable	FX	2011	9.900
Jaime Pisani	FX	2011	9.950
Jaime Pisanie	FX	2012	9.900
Katherine Grable	FX	2013	9.950
Katherine Grable	FX	2014	9.950

SECOND TEAM

Casey Jo Magee	FX	2009	9.850
Jaime Pisani	FX	2009	9.850
Michelle Stout	FX	2009	9.900
Kelci Lewis	FX	2011	9.850
Stephani Canizaro	FX	2012	9.850
Bailey Zumwalde	FX	2012	9.850

ALL-AMERICANS BY EVENT

ALL-AROUND (11)			
NAME	EVENT	YEAR	SCORE
FIRST TEAM			
Michelle Stout	AA	2009	39.525
Casey Jo Magee	AA	2011	39.550
Jaime Pisani	AA	2012	39.625
Katherine Grable	AA	2013	39.475
Katherine Grable	AA	2014	39.600

SECOND TEAM

Jaime Pisani	AA	2010	39.400
Jaime Pisani	AA	2011	39.350
Amanda Wellick	AA	2016	39.350
Amanda Wellick	AA	2018	39.400
Kennedy Hambrick	AA	2021	39.6125
Kennedy Hambrick	AA	2022	39.325

To be named an All-American, athletes must be at the NCAA Championship competition. Places 1-4 (plus ties) in each event and the all-around in each session of Thursday's preliminary team competition are considered first-team All-Americans. Places 5-8 (plus ties) are considered second-team All-American.



All-Americans

ALL-AMERICANS BY ATHLETE

JAIME PISANI (13)

NAME	EVENT	YEAR	SCORE
First Team			
Jaime Pisani	VT	2010	9.900
Jaime Pisani	FX	2010	9.925
Jaime Pisani	FX	2011	9.950
Jaime Pisani	BB	2012	9.950
Jaime Pisani	FX	2012	9.900
Jaime Pisani	AA	2012	39.625

SECOND TEAM

Jaime Pisani	VT	2009	9.900
Jaime Pisani	UB	2009	9.850
Jaime Pisani	FX	2009	9.850
Jaime Pisani	AA	2010	39.400
Jaime Pisani	BB	2011	9.900
Jaime Pisani	AA	2011	39.350
Jaime Pisani	UB	2012	9.900

KATHERINE GRABLE (9)

NAME	EVENT	YEAR	SCORE
FIRST TEAM			
Katherine Grable	FX	2011	9.900
Katherine Grable	BB	2012	9.950
Katherine Grable	FX	2013	9.950
Katherine Grable	AA	2013	39.475
Katherine Grable	VT	2014	9.950
Katherine Grable	FX	2014	9.950
Katherine Grable	AA	2014	39.600

SECOND TEAM

Katherine Grable	VT	2011	9.875
Katherine Grable	VT	2012	9.900

CASEY JO MAGEE (8)

NAME	EVENT	YEAR	SCORE
FIRST TEAM			
Casey Jo Magee	UB	2010	9.900
Casey Jo Magee	BB	2010	9.900
Casey Jo Magee	FX	2010	9.900
Casey Jo Magee	AA	2011	39.550

SECOND TEAM

Casey Jo Magee	VT	2008	9.900
Casey Jo Magee	UB	2008	9.900
Casey Jo Magee	VT	2009	9.900
Casey Jo Magee	FX	2009	9.850

MICHELLE STOUT (5)

NAME	EVENT	YEAR	SCORE
FIRST TEAM			
Michelle Stout	VT	2008	9.900
Michelle Stout	VT	2009	9.975
Michelle Stout	UB	2009	9.875
Michelle Stout	AA	2009	9.850

SECOND TEAM

Michelle Stout	FX	2009	9.900
----------------	----	------	-------

AMANDA WELICK (3)

NAME	EVENT	YEAR	SCORE
SECOND TEAM			
Amanda Wellick	AA	2016	39.350
Amanda Wellick	UB	2018	9.8875
Amanda Wellick	AA	2018	39.400

AMY BORSELLINO (1)

NAME	EVENT	YEAR	SCORE
FIRST TEAM			
Amy Borsellino	VT	2011	9.900

STEPHANI CANIZARO (1)

NAME	EVENT	YEAR	SCORE
SECOND TEAM			
Stephani Canizaro	FX	2012	9.850

ALEX LACHANCE (1)

NAME	EVENT	YEAR	SCORE
FIRST TEAM			
Alex Lachance	BB	2009	9.900

KELCI LEWIS (1)

NAME	EVENT	YEAR	SCORE
SECOND TEAM			
Kelci Lewis	FX	2011	9.850

SARAH NAGASHIMA (1)

NAME	EVENT	YEAR	SCORE
FIRST TEAM			
Sarah Nagashima	BB	2009	9.900

BAILEY ZUMWALDE (1)

NAME	EVENT	YEAR	SCORE
FIRST TEAM			
Bailey Zumwalde	FX	2012	9.850

BRAIE SPEED (1)

NAME	EVENT	YEAR	SCORE
SECOND TEAM			
Braie Speed	VT	2018	9.875

HAILEY GARNER (1)

NAME	EVENT	YEAR	SCORE
FIRST TEAM			
Hailey Garner	BB	2018	9.8875

KENNEDY HAMBRICK (5)

NAME	EVENT	YEAR	SCORE
SECOND TEAM			
Kennedy Hambrick	VT	2021	9.8875
Kennedy Hambrick	UB	2021	9.900
Kennedy Hambrick	BB	2021	9.9125
Kennedy Hambrick	AA	2021	39.6125
Kennedy Hambrick	AA	2022	39.325

MAGGIE O'HARA (1)

NAME	EVENT	YEAR	SCORE
FIRST TEAM			
Maggie O'Hara	UB	2021	9.925

NORAH FLATLEY (1)

NAME	EVENT	YEAR	SCORE
SECOND TEAM			
Norah Flatley	BB	2023	9.9375


REGULAR SEASON ALL-AMERICANS (15)

NAME	EVENT	YEAR	RQS	RANK
FIRST TEAM				
Katherine Grable	FX	2014	9.940	8 th
Katherine Grable	BB	2014	9.910	8 th
Katherine Grable	AA	2014	39.610	3 rd
Kennedy Hambrick	AA	2021	39.600	8 th

SECOND TEAM

Katherine Grable	FX	2013	9.915	13 th
Katherine Grable	AA	2013	39.450	14 th
Katherine Grable	VT	2014	9.925	11 th
Amanda Wellick	VT	2015	9.925	14 th
Amanda Wellick	VT	2016	9.900	12 th
Sophia Carter	FX	2019	9.935	T-10 th
Sophia Carter	FX	2020	9.925	11 th
Kennedy Hambrick	AA	2020	39.385	16 th
Kennedy Hambrick	VT	2021	9.938	11 th
Kennedy Hambrick	BB	2021	9.938	13 th
Maggie O'Hara	UB	2021	9.925	9 th

To be considered a WCGA Regular Season All-American, athletes must finish the regular season ranked in the top 15 in their respective events.



2014 National Champion Katherine Grable

Grable completed the storybook ending for her career as a Razorback by claiming the first two national championships in program history and collecting a share of the program record on four of the five events.

The Oshkosh, Wis., native won the vault national title after posting a career-best 9.975 in the second-position, which would stand for the whole first flight. LSU's Rheagan Courville would stick her vault in the second flight as well to share the Co-National Championship. The 9.975 is the highest winning vault score in NCAA history. Grable's vault title, marked the second individual national championship on the vault in co-head coach Mark Cook's Career. Grable claimed three scores of a perfect 10.0 from half of the judges on the event.

On the floor, Grable was the last to go for the event. She needed to beat a three-way tie of 9.95's to claim the outright title. Grable completed her routine to the tune of a 9.9625 and claimed her second national title of the day. She did so by scoring two perfect 10.0's from the judges to count one of them and earn the edge she needed to claim the outright title.



2014 VAULT CHAMPIONSHIP SCORES

	Score	Judge 1	Judge 2	Judge 3	Judge 4	Judge 5	Judge 6
1.	9.975	10.00	10.00	9.95	9.95	9.95	10.00

2014 FLOOR CHAMPIONSHIP SCORES

	Score	Judge 1	Judge 2	Judge 3	Judge 4	Judge 5	Judge 6
1.	9.625	9.95	10.00	10.00	9.95	9.95	9.95

KATHERINE GRABLE'S SCHOOL RECORDS

Event	Score	Opponent	Date
Vault	9.975	NCAA Event Finals	April 20, 2014
Floor	9.975	No. 2 Oklahoma	March 14, 2014

Year-By-Year Results

YEAR	COACH	RECORD	SEC RECORD	SEC CHAMPIONSHIP	REGIONAL	NATIONAL	BEST SCORE
2003	Mark and René Cook	5-15	1-5	7 TH	--	--	195.375
2004	Mark and René Cook	11-14	2-4	6 TH	4 TH	--	196.450
2005	Mark and René Cook	9-16	2-4	5 TH	4 TH	--	195.625
2006	Mark and René Cook	12-21	2-4	6 TH	2 ND	6 TH - SII	196.250
2007	Mark and René Cook	17-16	2-4	5 TH	3 RD	--	196.075
2008	Mark and René Cook	14-16	2-4	6 TH	2 ND	5 TH - SII	196.625
2009	Mark and René Cook	21-14	3-3	6 TH	1 ST	2 ND - SII, SS - 5 TH	196.725
2010	Mark and René Cook	13-14-1	2-3-1	6 TH	2 ND	5 TH - SII	197.025
2011	Mark and René Cook	16-10-1	5-1	4 TH	1 ST	T-4 TH - SI	196.700
2012	Mark and René Cook	18-20	3-3	6 TH	2 ND	3 RD - SII, SS - 6 TH	197.225
2013	Mark Cook and René Lyst	12-18-1	1-5-1	6 TH	2 ND	6 TH - SII	197.100
2014	Mark Cook and René Lyst	9-14	2-5	7 TH	3 RD	--	197.100
2015	Mark Cook	9-16	2-5	6 TH	4 TH	--	196.650
2016	Mark Cook	12-12	4-3	6 TH	3 RD	--	197.225
2017	Mark Cook	6-16-1	2-5	8 TH	T-3 RD	--	196.600
2018	Mark Cook	12-20-1	2-5	5 TH	2 ND	6 TH - SI	197.300
2019	Mark Cook	9-18	0-6	5 TH	5 TH	--	197.000
2020	Jordyn Wieber	4-8	2-5	--	--	--	196.950
2021	Jordyn Wieber	6-14	3-5	7 TH	3 RD (Final)	--	197.425
2022	Jordyn Wieber	10-18	0-7	6 TH	4 TH (Final)	--	197.200
2023	Jordyn Wieber	6-16	2-5	7 TH	3 RD (Semis)	--	197.475
Total/Best		231-326-5	44-91-2	4 TH	1 ST	SS - 5 TH	197.475

Year-by-Year Results

2003

5-15 (1-5 SEC)

H: 0-5 | A: 5-4 | N: 0-6

DATE	OPPONENT	RANK	W/L	ARK.	OPP.
1/10	#16 Denver		L	196.300	196.425
1/7	#5 Florida*	#23	L	193.975	196.250
1/24	#4 Alabama*		L	194.575	197.200
2/2	at #5 UCLA	#22	L	193.475	198.175
2/7	at Kentucky Quad			1 st of 4	
	Illinois-Chicago		W	194.475	193.425
	Texas Woman's		W	194.475	193.275
	Kentucky*		W	194.475	192.825
2/14	at Auburn Quad			2 nd of 4	
	#15 Auburn*		L	194.975	196.300
	#21 Missouri		W	194.975	194.900
	Centenary		W	194.975	191.350
2/21	#4 Georgia*		L	194.225	197.225
2/28	at #15 LSU*		L	193.475	196.700
3/7	at West Virginia		L	195.150	196.800
3/14	Missouri		L	195.375	195.875
3/29	SEC Championships			7 th of 7	
	#5 Alabama		L	194.850	197.575
	#4 Georgia		L	194.850	197.525
	#9 Florida		L	194.850	195.950
	#15 LSU		L	194.850	195.650
	#17 Auburn		L	194.850	195.025
	Kentucky		L	194.850	194.875

* Southeastern Conference Meet

2004

11-14 (2-4 SEC)

H: 8-3 | A: 0-3 | N: 3-8

DATE	OPPONENT	RANK	W/L	ARK.	OPP.
1/9	Arkansas Quad			1 st of 4	
	#22 Minnesota		W	195.575	194.675
	West Virginia		W	195.575	192.775
	Illinois-Chicago		W	195.575	189.550
1/16	#23 Kentucky* #8		W	196.225	195.200
1/23	Auburn*	#13	W	196.425	196.225
1/30	at #2 Georgia* #11		L	195.250	197.300
2/6	#14 LSU*	#13	L	196.450	196.775
2/13	#10 Missouri	#15	L	195.925	196.600
2/20	at #5 Florida* #17		L	195.925	197.375
2/27	at #3 Alabama* #17		L	196.450	197.325
3/5	Gym'Back Invitational			1 st of 4	
	SEMO	#20	W	196.625	194.625
	Centenary	#20	W	196.625	193.625
	Texas Woman's #20		W	196.625	192.475
3/12	at #11 Arizona #21		L	194.850	196.525
3/20	SEC Championships			6 th of 7	
	#4 Georgia	#24	L	194.825	198.175
	#3 Alabama	#24	L	194.825	197.950
	#5 LSU	#24	L	194.825	197.275
	#8 Florida	#24	L	194.825	197.225
	#20 Auburn	#24	L	194.825	195.925
	Kentucky	#24	W	194.825	193.850
4/3	NCAA Tucson Regional			4 th of 6	
	#5 Utah	#25	L	195.550	197.625
	#8 Florida	#25	L	195.550	197.050
	#18 Arizona	#25	L	195.550	196.375
	Illinois	#25	W	195.550	195.400
	Illinois-Chicago #25		W	195.550	193.875

* Southeastern Conference Meet

2005

9-16 (2-4 SEC)

H: 1-6 | A: 4-3 | N: 4-7

DATE	OPPONENT	RANK	W/L	ARK.	OPP.
1/8	at Minnesota	#24	W	194.250	193.800
1/14	at #10 Kentucky* #20		W	194.925	193.575
1/21	at #12 Auburn* #15		W	194.275	194.225
1/28	#6 Georgia*	#12	L	195.150	195.300
2/4	at #4 LSU*	#13	L	195.725	196.925
2/11	Washington Tri Meet			2 nd of 3	
	#21 Oregon St. #12		L	195.550	195.975
	#19 Washington #12		W	195.550	195.275
2/18	#4 Florida*	#11	L	195.475	196.450
2/25	Alabama*	#12	L	193.750	194.800
3/5	at #11 Denver	#13	L	193.725	194.425
3/13	Missouri	#15	L	195.575	196.050
3/19	Arkansas Quad			3 rd of 4	
	#5 UCLA	#14	L	15.625	196.850
	#3 Nebraska	#14	L	195.625	196.625
	#12 Oregon St. #14		W	195.625	195.550
3/26	SEC Championship			5 th of 7	
	#8 Georgia	#15	L	195.325	197.250
	#2 LSU	#15	L	195.325	196.975
	#5 Alabama	#15	L	195.325	196.700
	#6 Florida	#15	L	195.325	196.150
	#21 Auburn	#15	W	195.325	195.125
	#19 Kentucky	#15	W	195.325	193.800
4/9	NCAA Durham Regional			4 th of 6	
	#3 LSU	#15	L	193.950	197.125
	#10 Oklahoma	#15	L	193.950	195.550
	New Hampshire #15		L	193.950	194.700
	Pittsburgh	#15	W	193.950	193.100
	Rutgers	#15	W	193.950	191.350

* Southeastern Conference Meet

2006

12-21 (2-4 SEC)

H: 3-2 | A: 4-8 | N: 5-11

Date	Opponent	Rank	W/L	ARK.	OPP.
1/3	Hawaii Invite			3 rd of 6	
	#3 UCLA	#20	L	190.625	193.775
	#13 Oregon St.	#20	L	190.625	191.925
	#18 Washington	#20	W	190.625	190.425
	California	#20	W	190.625	189.350
	Sacramento St.	#20	W	190.625	188.075
1/13	at #14 Missouri	#17	L	192.225	195.100
1/20	at #3 Georgia* #24		L	193.600	196.125
1/27	#11 LSU*	#22	L	193.100	194.675
2/3	#15 Penn St.	#21	L	194.575	194.650
2/10	Florida Quad			3 rd of 4	
	#5 Florida*	#21	L	194.025	196.950
	WVU	#21	L	194.025	194.200
	#22 UNC	#21	W	194.025	193.125
2/17	at #3 Alabama* #21		L	194.175	195.825
2/24	#18 Kentucky*	#19	W	196.350	196.250
3/3	#13 Auburn*	#20	W	195.375	194.950
3/12	Washington	#20	W	196.350	193.025
3/19	at #11 Nebraska #20		L	195.900	196.475
3/25	SEC Championships			6 th of 7	
	#1 Georgia	#19	L	194.650	197.275
	#5 Alabama	#19	L	194.650	196.975
	#3 Florida	#19	L	194.650	196.275
	#8 LSU	#19	L	194.650	195.900
	#14 Auburn	#19	L	194.650	194.975
	#18 Kentucky	#19	W	194.650	191.150
4/8	NCAA Fayetteville Regional			2 nd of 6	
	#3 Florida	#18	L	195.400	196.675
	#9 UCLA	#18	W	195.400	195.175
	Illinois	#18	W	195.400	193.125
	Illinois-Chicago #18		W	195.400	191.125
	SEMO	#18	W	195.400	187.050
4/20	NCAA Championships Session I			6 th of 6 12 th Overall	
	#1 Georgia	#18	L	194.375	197.275
	#11 Utah	#18	--	194.375	196.175
	#3 Alabama	#18	--	194.375	196.250
	#4 Florida	#18	L	194.375	196.225
	#6 Nebraska	#18	--	194.375	196.325
	#10 Iowa State	#18	L	194.375	196.250
	#7 Michigan	#18	--	194.375	196.000
	#8 LSU	#18	--	194.375	195.650
	#2 Arizona St.	#18	L	194.375	195.575
	#4 Oklahoma	#18	--	194.375	195.525
	#9 Oregon St.	#18	L	194.375	195.150

* Southeastern Conference Meet

Advanced To Super Six Finals Competition

Year-by-Year Results

2007

17-16 (2-4 SEC)
H: 6-8 | A: 6-2 | N: 5-6

DATE	OPPONENT	RANK	W/L	ARK.	OPP.
1/5	Super Six Challenge (Arkansas Host)	6 th of 6			
	#3 Florida	#15	L	192.800	196.550
	#7 Nebraska	#15	L	192.800	195.200
	#14 Penn St.	#15	L	192.800	194.575
	#9 LSU	#15	L	192.800	194.075
	#17 Denver	#15	L	192.800	192.975
1/13	at #14 Penn St.	#15	W	194.850	193.600
1/19	#2 Georgia*	#20	L	196.075	196.100
1/26	at #15 LSU*	#14	L	195.575	196.500
2/2	Utah Quad	2 nd of 4			
	#3 Utah	#13	L	193.625	196.150
	#22 BYU	#13	W	193.625	192.600
	Southern Utah	#13	W	193.625	190.650
2/9	#1 Florida*	#16	L	195.775	197.275
2/16	#5 Alabama*	#15	L	194.175	197.000
2/23	at Kentucky*	#14	W	195.850	193.650
3/2	at #14 Auburn*#12	W	196.325	195.400	
3/9	Arkansas Quad I	1 st of 4			
	#23 WVU	#11	W	196.250	194.300
	Pittsburgh	#11	W	196.250	193.350
	New Hampshire	#11	W	196.250	192.650
3/16	at #23 Arizona St.	#12	W	196.175	195.125
3/23	Arkansas Quad II	1 st of 4			
	#18 Missouri	#12	W	196.450	195.725
	SEMO	#12	W	196.450	192.975
	Texas Woman's	#12	W	196.450	192.000
3/31	SEC Championships	5 th of 6			
	#1 Florida	#11	L	194.550	197.325
	#2 Georgia	#11	L	194.550	197.175
	#3 Alabama	#11	L	194.550	197.000
	#4 LSU	#11	L	194.550	196.250
	#15 Auburn	#11	W	194.550	194.475
	#25 Kentucky	#11	W	194.550	194.000
4/14	NCAA Ann Arbor Regional	3 rd of 6			
	#1 Florida	#13	L	195.875	197.325
	#12 Michigan	#13	L	195.875	196.050
	New Hampshire	#13	W	195.875	192.925
	Pittsburgh	#13	W	195.875	192.550
	Rutgers	#13	W	195.875	190.875

*Southeastern Conference Meet

2008

14-16 (2-4 SEC)
H: 4-2 | A: 4-4 | N: 6-10

DATE	OPPONENT	RANK	W/L	ARK.	OPP.
1/11	Michigan Tri Meet	2 nd of 3			
	#9 Michigan	#14	L	195.250	196.075
	#22 WVU	#14	W	195.250	190.300
1/18	#7 LSU*	#8	L	195.300	195.900
1/25	#12 Penn St.	#10	W	195.250	194.625
2/1	at #3 Florida*	#9	L	195.750	196.700
2/8	at #4 Alabama*#10	L	195.950	196.775	
2/15	Kentucky*	#10	W	195.675	195.175
2/22	#14 Auburn*	#10	W	196.425	195.950
3/1	at #1 Georgia*	#11	L	195.950	197.900
3/9	UCLA Quad	1 st of 4			
	#6 Alabama	#12	W	196.425	195.925
	#9 UCLA	#12	W	196.425	195.800
	CS Fullerton	#12	W	196.425	192.625
3/15	#9 Oklahoma	#11	L	196.625	196.750
3/21	#15 Michigan St.	#1	W	196.075	194.725
3/29	SEC Championships	6 th of 7			
	#1 Georgia	#11	L	194.650	197.350
	#3 Florida	#11	L	194.650	197.325
	#6 Alabama	#11	L	194.650	197.325
	#5 LSU	#11	L	194.650	196.500
	#13 Auburn	#11	L	194.650	196.100
	#20 Kentucky	#11	W	194.650	194.025
4/12	NCAA Minneapolis Regional	2 nd of 6			
	#2 Utah	#11	L	196.125	196.950
	Minnesota	#11	W	196.125	195.275
	#14 Arizona	#11	W	196.125	194.275
	Southern Utah	#11	W	196.125	193.575
	#23 Iowa	#11	W	196.125	192.450
4/24	NCAA Championships Semifinal I	5 th of 6 10 th Overall			
	#1 Georgia	#11	--	--	197.625
	#5 Utah	#11	--	--	196.950
	#4 Stanford	#11	--	--	196.900
	#3 Florida	#11	L	195.825	196.900
	#4 Alabama	#11	L	195.825	196.650
	#9 UCLA	#11	--	--	196.725
	#7 LSU	#11	L	195.825	196.575
	#8 Michigan	#11	--	--	196.075
	#10 Oklahoma	#11	L	195.825	196.075
	#8 Oregon St.	#11	W	195.825	195.475
	#12 Denver	#11	--	--	194.200

*Southeastern Conference Meet

Advanced To Super Six Finals Competition

2009

21-14 (3-3 SEC)
H: 4-1 | A: 6-3 | N: 11-10

DATE	OPPONENT	RANK	W/L	ARK.	OPP.
1/9	#21 Ohio State	#12	W	195.775	194.625
1/16	Oregon State Tri Meet	2 nd of 3			
	#9 Oregon St.	#5	L	195.925	195.950
	California	#5	W	195.925	185.250
1/23	#1 Florida*	#8	W	196.375	195.425
1/26	at #7 Oklahoma	#8	W	196.900	195.625
1/30	#9 Alabama*	#8	W	196.625	196.525
2/6	at Kentucky*	#3	W	195.075	194.500
2/13	at #6 Auburn*	#7	L	195.400	196.175
2/20	#3 Georgia*	#7	L	196.725	196.925
2/27	at #6 LSU*	#9	L	195.800	196.150
3/6	#18 Minnesota	#10	W	196.350	195.250
3/13	Texas Woman's Quad	1 st of 4			
	Bowling Green	#11	W	196.550	193.275
	Texas Woman's	#11	W	196.550	193.000
	Penn	#11	W	196.550	190.250
3/21	SEC Championships	6 th of 7			
	#5 Alabama	#9	L	195.650	197.300
	#1 Georgia	#9	L	195.650	196.925
	#6 Florida	#9	L	195.650	196.750
	#4 LSU	#9	L	195.650	196.550
	#11 Auburn	#9	L	195.650	196.350
	#22 Kentucky	#9	W	195.650	195.000
4/10	NCAA Fayetteville Regional	1 st of 6			
	#4 Stanford	#10	W	196.300	196.200
	#16 Michigan	#10	W	196.300	195.700
	#25 Arizona	#10	W	196.300	194.350
	Arizona State	#10	W	196.300	193.900
	Southern Utah	#10	W	196.300	192.650
4/16	NCAA Championships Semifinal I	2 nd of 6			
	#1 Georgia	#10	--	--	197.450
	#3 Alabama	#10	L	196.950	197.025
	#2 Utah	#10	W	196.950	196.625
	#7 UCLA	#10	W	196.950	196.625
	#5 Florida	#10	--	--	196.375
	#4 LSU	#10	--	--	196.300
	#9 Stanford	#10	--	--	196.225
	#12 Penn St.	#10	--	--	196.100
	#8 Oklahoma	#10	--	--	195.825
	#6 Oregon St.	#10	W	196.950	195.350
	#11 Illinois	#10	W	196.950	195.050
4/17	NCAA Super Six Finals	5 th of 6			
	#1 Georgia	#10	L	196.475	197.825
	#3 Alabama	#10	L	196.475	197.575
	#2 Utah	#10	L	196.475	197.425
	#5 Florida	#10	L	196.475	196.725
	#4 LSU	#10	W	196.475	196.375

*Southeastern Conference Meet

Advanced To Super Six Finals Competition

Year-by-Year Results

2010

13-14-1 (2-3-1 SEC)

H: 4-1-1 | A: 3-3 | N: 6-10

DATE	OPPONENT	RANK	W/L	ARK.	OPP.
1/9	#20 Arizona	#8	W	195.500	192.650
1/15	at #8 Florida*	#7	L	195.925	196.575
1/22	at #3 Alabama*#7	L		195.500	197.450
1/29	#12 Kentucky*	#10	W	196.750	195.325
2/5	#16 Auburn*	#7	W	197.025	196.425
2/12	at #9 Georgia*#3	L		195.875	196.725
2/19	#11 LSU*	#6	T	196.200	196.200
2/26	Washington Tri Meet			1 st of 3	
	Washington	#8	W	196.075	194.100
	Seattle Pacific	#8	W	196.075	188.275
3/6	at #22 Minnesota	#8	W	196.925	194.850
3/12	Pittsburgh	#7	W	196.875	192.525
3/19	#2 Oklahoma	#6	L	196.100	197.475
3/26	SEC Championships			6 th of 7	
	#4 Florida	#8	L	195.275	197.050
	#1 Alabama	#8	L	195.275	196.875
	#5 Georgia	#8	L	195.275	196.825
	#10 LSU	#8	L	195.275	195.750
	#15 Auburn	#8	L	195.275	195.575
	#18 Kentucky	#8	W	195.275	194.800
4/10	NCAA Los Angeles Regional			2 nd of 6	
	#3 UCLA	#9	L	196.675	197.825
	#21 Arizona	#9	W	196.675	195.100
	#17 Iowa State	#9	W	196.675	194.325
	Arizona State	#9	W	196.675	193.900
	BYU	#9	W	196.675	193.400
4/22	NCAA Championships Semifinal II			5 th of 6 11 th Overall	
	#1 UCLA	#7	--	--	196.875
	#3 Alabama	#7	L	195.600	196.850
	#2 Florida	#7	L	195.600	196.775
	#5 Utah	#7	--	--	196.625
	#4 Oklahoma	#7	--	--	196.550
	#6 Stanford	#7	L	195.600	196.300
	#12 Nebraska	#7	--	--	196.175
	#8 Oregon St.	#7	--	--	196.050
	#9 LSU	#7	--	--	196.025
	#1 Michigan	#7	L	195.600	195.700
	#10 Missouri	#7	W	195.600	194.600

* Southeastern Conference Meet

Advanced To Super Six Finals Competition

2011

16-10-1 (5-1 SEC)

H: 3-2 | A: 4-2 | N: 9-6-1

DATE	OPPONENT	RANK	W/L	ARK.	OPP.
1/7	at #4 Oklahoma	#11	L	195.075	195.475
1/14	#9 Alabama*	#10	L	194.750	194.900
1/21	at Kentucky*	#13	W	194.975	193.525
1/28	at #22 Auburn*#12	W		195.325	195.150
2/4	#4 Georgia*	#11	W	195.775	195.400
2/11	at #19 LSU*	#11	W	195.325	194.875
2/18	BYU	#12	L	195.025	195.100
2/25	#1 Florida*	#15	W	196.700	196.100
2/27	at Ill.-Chicago	#15	W	196.500	193.775
3/4	West Virginia	#12	W	196.525	194.900
3/12	at #18 Denver	#12	L	195.700	195.725
3/19	SEC Championships			4 th of 7	
	#2 Alabama	#12	L	195.800	197.225
	#1 Florida	#12	L	195.800	196.975
	#8 Georgia	#12	L	195.800	196.625
	#19 LSU	#12	W	195.800	195.475
	#22 Auburn	#12	W	195.800	195.325
	Kentucky	#12	W	195.800	193.950
4/2	NCAA Denver Regional			1 st of 6	
	#1 Florida	#12	W	196.550	196.425
	#13 Boise St.	#12	W	196.550	196.400
	#19 Denver	#12	W	196.550	195.625
	#20 Arizona	#12	W	196.550	195.400
	BYU	#12	W	196.550	194.650
4/15	NCAA Championships Semifinal I			4 th of 6 T-9 th Overall	
	Alabama	#10	--	--	197.050
	Nebraska	#10	--	--	196.850
	Oklahoma	#10	L	195.450	196.775
	Michigan	#10	L	195.450	196.700
	UCLA	#10	L	195.450	196.500
	Utah	#10	--	--	196.200
	Florida	#10	--	--	196.125
	Oregon State	#10	--	--	196.100
	Georgia	#10	T	195.450	195.450
	Illinois	#10	W	195.450	195.100
	Kent State	#10	--	--	195.000

* Southeastern Conference Meet

Advanced To Super Six Finals Competition

2012

18-20 (3-3 SEC)

H: 8-3 | A: 2-5 | N: 8-12

DATE	OPPONENT	RANK	W/L	ARK.	OPP.
1/6	Cancun Classic			1 st of 5	
	#19 Arizona	#11	W	196.450	195.150
	#17 Auburn	#11	W	196.450	194.775
	#25 Iowa	#11	W	196.450	193.875
	#12 LSU	#11	W	196.450	192.500
1/13	#13 Kentucky*	#11	W	196.650	191.975
1/20	#25 LSU*	#3	W	197.225	196.325
1/27	Florida Quad			2 nd of 4	
	#8 Florida*	#1	L	196.700	197.775
	#24 Maryland	#1	W	196.700	193.075
	Bridgeport	#1	W	196.700	192.975
2/3	#13 Auburn*	#2	W	196.800	195.800
2/5	#5 Oklahoma	#2	L	196.175	197.425
2/10	at #6 Georgia*#3	L		195.875	196.825
2/17	at #6 Alabama*#5	L		196.125	197.650
2/24	#9 Nebraska	#7	L	196.300	197.000
3/2	#18 Minnesota	#8	W	196.325	195.475
3/10	at West Virginia	#8	L	195.125	195.675
3/16	at #16 Missouri	#9	L	195.450	196.100
3/24	SEC Championships			6 th of 7	
	#1 Florida	#10	L	194.175	197.150
	#3 Alabama	#10	L	194.175	196.775
	#5 Georgia	#10	L	194.175	196.575
	#8 LSU	#10	L	194.175	196.425
	#24 Kentucky	#10	L	194.175	194.350
	#15 Auburn	#10	W	194.175	194.100
4/7	NCAA Fayetteville Regional			2 nd of 6	
	#3 UCLA	#10	L	196.825	197.225
	#15 Boise St.	#10	W	196.825	196.050
	#19 Missouri	#10	W	196.822	195.450
	Maryland	#10	W	196.825	194.400
	New Hampshire	#10	W	196.825	193.900
4/20	NCAA Championships Semifinal I			3 rd of 6	
	#4 Alabama	#8	L	197.150	197.675
	#1 Florida	#8	L	197.150	197.650
	#2 UCLA	#8	--	197.150	197.400
	#10 Stanford	#8	--	197.150	197.125
	#7 Utah	#8	--	197.150	197.200
	#3 Oklahoma	#8	--	197.150	196.925
	#6 Nebraska	#8	--	197.150	196.625
	#11 LSU	#8	--	197.150	196.550
	#12 Ohio St.	#8	W	197.150	196.525
	#5 Georgia	#8	W	197.150	196.500
	#9 Oregon St.	#8	W	197.150	196.475
4/21	NCAA Super Six Finals			6 th of 6	
	#4 Alabama	#8	L	196.300	197.850
	#1 Florida	#8	L	196.300	197.775
	#2 UCLA	#8	L	196.300	197.750
	#10 Stanford	#8	L	196.300	197.500
	#7 Utah	#8	L	196.300	197.375

*Southeastern Conference Meet

Year-by-Year Results

2013

12-18-1 (1-5-1 SEC)

H: 4-1-1 | A: 2-5 | N: 6-12

DATE	OPPONENT	RANK	W/L	ARK.	OPP.
1/11	#11 Georgia*	#12	L	195.775	196.200
1/18	at #14 Kentucky*#9	L		193.075	195.500
1/25	#11 Denver	#26	W	195.125	195.475
2/1	#1 Florida*	#22	L	196.175	197.575
2/8	at #15 Auburn*	#19	L	195.650	196.325
2/15	at #7 LSU*	#20	L	195.625	196.825
2/22	#4 Alabama*	#19	T	197.100	197.100
3/1	Arkansas Quad			1 st of 4	
	#38 Missouri*	#25	W	196.500	194.300
	#63 Lindenwood	#25	W	196.500	191.125
	#65 Centenary	#25	W	196.500	190.575
3/9	Minnesota Quad			2 nd of 4	
	#14 Minnesota	#25	L	196.350	196.600
	#12 Nebraska	#25	W	196.350	196.150
	#64 Centenary	#25	W	196.350	190.425
3/17	at #8 UCLA	#15	L	196.600	197.425
3/23	SEC Championships			6 th of 8	
	#1 Florida	#16	L	196.400	198.000
	#3 Alabama	#16	L	196.400	197.800
	#6 LSU	#16	L	196.400	197.700
	#5 Georgia	#16	L	196.400	197.325
	#12 Auburn	#16	L	196.400	196.550
	#44 Missouri	#16	W	196.400	195.525
	#19 Kentucky	#16	W	196.400	194.600
4/6	NCAA Corvallis Regional			2 nd of 6	
	#1 Georgia	L		196.950	197.425
	Arizona State	W		196.950	195.700
	Oregon State	W		196.950	195.375
	Boise State	W		196.950	195.350
	California	W		196.950	195.125
4/19	NCAA Championships Semifinal			6 th of 6 10 th Overall	
	#1 Florida	#11	--	196.150	197.775
	#3 Alabama	#11	L	196.150	197.350
	#5 LSU	#11	--	196.150	197.325
	#2 Oklahoma	#11	L	196.150	197.200
	#6 UCLA	#11	L	196.150	197.200
	#4 Georgia	#11	--	196.150	197.150
	#7 Michigan	#11	L	196.150	196.850
	#8 Minnesota	#11	--	196.150	196.375
	#10 Utah	#11	L	196.150	196.200
	#12 Illinois	#11	--	196.150	195.700
	#12 Illinois	#11	--	196.150	195.700
	#9 Stanford	#11	--	196.150	194.700

*Southeastern Conference Meet

Advanced To Super Six Finals Competition

2014

9-14 (2-5 SEC)

H: 3-3 | A: 2-3 | N: 4-8

DATE	OPPONENT	RANK	W/L	ARK.	OPP.
1/10	Arkansas Tri			1 st of 3	
	Bridgeport	#11	W	196.200	190.875
	W. Michigan	#11	W	196.200	190.650
1/17	at #26 Missouri*	#10	W	196.050	194.650
1/24	at #7 Alabama*	#10	L	196.100	197.125
1/31	#12 Auburn*	#10	L	196.100	196.550
2/7	#3 LSU*	#10	L	196.275	197.225
2/14	at #1 Florida*	#11	L	196.025	197.525
2/21	#24 Kentucky*	#13	W	197.100	195.975
3/1	at #6 Georgia*	#13	L	195.675	197.650
3/8	at #9 Nebraska	#14	W	196.700	196.350
3/14	#2 Oklahoma	#16	L	196.650	197.425
3/22	SEC Championships			7 th of 8	
	#5 Alabama	#15	L	194.900	197.875
	#2 Florida	#15	L	194.900	197.700
	#3 LSU	#15	L	194.900	197.325
	#9 Georgia	#15	L	194.900	197.150
	#8 Auburn	#15	L	194.900	195.550
	#25 Kentucky	#15	L	194.900	195.075
	#27 Missouri	#15	W	194.900	194.650
4/5	NCAA Fayetteville Regional			3 rd of 6	
	#5 Utah	#17	L	196.375	197.300
	#8 UCLA	#17	L	196.375	196.600
	#24 Arizona St.	#17	W	196.375	194.425
	#37 UC Davis	#17	W	196.375	193.900
	#33 Utah State	#17	W	196.375	191.875

*Southeastern Conference Meet

2015

9-16 (2-5 SEC)

H: 4-2 | A: 0-4 | N: 5-10

DATE	OPPONENT	RANK	W/L	ARK.	OPP.
1/9	at #2 Oklahoma	#12	L	194.900	197.625
1/16	#6 Alabama*	#12	W	196.325	196.175
1/23	at #19 Auburn*	#12	L	196.250	197.075
1/31	Metroplex Challenge			3 rd of 4	
	#1 Oklahoma	#8	L	196.250	197.700
	#2 LSU*	#8	L	196.250	197.425
	#38 Iowa State	#8	W	196.250	193.400
2/6	#2 Florida	#8	L	195.375	197.200
2/13	Arkansas Tri			1 st of 3	
	#55 Illinois State	#14	W	196.650	192.025
	#51 SEMO	#14	W	196.650	191.150
2/20	at #24 Kentucky*	#14	L	194.825	195.750
2/27	#23 Missouri*	#17	W	195.825	195.275
3/7	at #10 Georgia*	#18	L	196.650	196.775
3/13	#8 UCLA	#16	L	195.900	197.175
3/21	SEC Championships			6 th of 8	
	Alabama	L		195.950	197.525
	LSU	L		195.950	197.450
	Florida	L		195.950	197.400
	Auburn	L		195.950	196.925
	Georgia	L		195.950	196.000
	Missouri	W		195.950	195.700
	Kentucky	W		195.950	195.025
4/4	NCAA Morgantown Regional			4 th of 6	
	#2 Florida	L		196.500	197.475
	#11 Stanford	L		196.500	197.000
	#14 Illinois	L		196.500	196.675
	#36 West Virginia	W		196.500	195.650
	#25 New Hampshire	W		196.500	194.825

*Southeastern Conference Meet

2016

12-12 (4-3 SEC)

H: 3-2 | A: 3-2 | N: 6-8

DATE	OPPONENT	RANK	W/L	ARK.	OPP.
1/2	Cancun Classic			2 nd of 3	
	#7 Michigan	#13	L	195.150	196.975
	Iowa	#13	W	195.150	192.475
1/15	#15 Georgia	#16	L	196.700	196.775
1/17	#3 Oklahoma	#11	L	195.900	197.050
1/22	at #4 Alabama	#9	W	196.700	196.400
1/29	#9 Auburn	#9	W	196.600	195.975
2/5	at #6 LSU	#8	L	196.150	197.425
2/12	at #2 Florida	#8	L	195.975	197.450
2/19	at Maryland	#11	W	196.150	194.450
2/26	#23 Kentucky	#9	W	197.225	196.700
3/4	at #14 Missouri	#9	W	196.200	196.050
3/11	#32 Utah State	#11	W	196.775	194.825
3/19	SEC Championships			6 th of 8	
	Florida	L		196.500	197.775
	Alabama	L		196.500	197.750
	LSU	L		196.500	197.500
	Auburn	L		196.500	196.975
	Georgia	L		196.500	196.850
	Kentucky	W		196.500	196.250
	Missouri	W		196.500	195.750
4/2	NCAA Iowa City Regional			#13 3 rd of 6	
	#1 Oklahoma	L		195.500	197.575
	#12 Nebraska	L		195.500	196.550
	#20 Iowa	W		195.500	195.450
	#36 CMU	W		195.500	194.675
	#31 Kent St.	W		195.500	194.675

*Southeastern Conference Meet

2017

6-16-1 (2-5 SEC)

H: 3-3 | A: 1-4 | N: 2-9-1

DATE	OPPONENT	RANK	W/L	ARK.	OPP.
1/7	at #4 UCLA	#17	L	195.350	195.700
1/13	#6 Missouri*	#12	L	193.950	193.980
1/20	at #16 Georgia*	#23	L	195.025	196.225
1/27	#9 Alabama*	#23	W	195.825	195.325
2/3	at #17 Auburn*#24	W		196.375	196.075
2/10	#2 LSU*	#23	L	196.275	197.700
2/17	#3 Florida*	#23	L	195.200	197.125
2/25	at Michigan St.	#21	L	185.275	195.550
3/3	at #11 Kentucky*	L		195.275	196.525
3/10	Arkansas Tri			1 st of 3	
	#47 San Jose State	#29	W	196.150	193.875
	#67 Centenary	#29	W	196.150	188.250
3/18	SEC Championships			8 th of 8	
	LSU	L		194.900	198.075
	Florida	L		194.900	197.825
	Alabama	L		194.900	197.400
	Georgia	L		194.900	196.700
	Kentucky	L		194.900	196.625
	Auburn	L		194.900	196.550
	Missouri	L		194.900	195.825
4/1	NCAA Fayetteville Regional			#27 3 rd of 6	
	#4 Utah	L		196.600	197.150
	#9 Denver	L		196.600	197.050
	#21 Auburn	T		196.600	196.600
	#16 California	W		196.600	196.300
	#28 CMU	W		196.600	195.675

*Southeastern Conference Meet

Year-by-Year Results

2018
12-20-1 (2-5 SEC)
H: 5-2 | A: 0-7 | N: 7-13-1

DATE	OPPONENT	RANK	W/L	ARK.	OPP.
1/5	at #3 LSU*	#19	L	195.350	197.150
1/12	#6 Kentucky*	#11	L	196.525	196.950
1/19	at #24 Missouri*	#10	L	196.150	196.325
1/26	#11 Georgia*	#10	W	197.175	196.125
2/2	#10 Alabama*	#8	L	196.350	197.000
2/9	#15 Auburn*	#10	W	196.750	194.875
2/16	Mardi Gras Invitational			4 th of 4	
	#4 LSU	#8	L	195.575	198.075
	#20 Missouri	#8	L	195.575	196.025
	#21 GWU	#8	L	195.575	195.650
2/23	at #5 Florida*	#11	L	196.875	197.725
3/2	#36 Arizona	#10	W	197.275	196.125
3/9	OU Quad			T-3 rd of 4	
	#1 Oklahoma	#10	L	195.700	198.100
	#15 Denver	#10	L	195.700	196.525
	#12 Arizona St.	#10	T	195.700	195.700
3/16	Arkansas Tri			1 st of 3	
	#12 Denver	#11	W	197.300	196.725
	#25 Iowa St.	#11	W	197.300	196.075
3/24	SEC Championships			5 th of 8	
	LSU		L	196.425	197.400
	Alabama		L	196.425	196.975
	Florida		L	196.425	196.825
	Kentucky		L	196.425	196.550
	Georgia		W	196.425	196.350
	Missouri		W	196.425	196.100
	Auburn		W	196.425	195.650
4/7	NCAA Columbus Regional	#10		2 nd of 6	
	#3 UCLA		L	196.775	197.650
	#24 Ohio State		W	196.775	196.500
	#15 Boise State		W	196.775	196.225
	#33 Pittsburgh		W	196.775	195.125
	#34 Kent State		W	196.775	194.900
4/20	NCAA Championship Semifinal			6 th of 6 10 th Overall	
	#1 Oklahoma	--	--	--	198.050
	#5 Florida		L	196.425	197.5875
	#3 UCLA		L	196.425	197.5625
	#2 LSU		L	196.425	197.4750
	#4 Utah	--	--	--	197.1375
	#11 Nebraska	--	--	--	197.0125
	#6 Alabama		L	196.425	196.625
	#18 Georgia		L	196.425	196.6875
	#9 California	--	--	--	196.500
	#8 Washington	--	--	--	196.250
	#12 Kentucky	--	--	--	196.0625

*Southeastern Conference Meet

2019
9-18 (0-6 SEC)
H: 3-4 | A: 1-3 | N: 5-11

DATE	OPPONENT	RANK	W/L	ARK.	OPP.
1/5	#2 Oklahoma	#12	L	195.575	198.050
1/12	at #18 Arizona	#10	W	195.800	194.725
1/18	at #16 Kentucky*	#14	L	193.875	195.275
1/26	Metroplex Challenge			4 th of 4	
	#1 Oklahoma	#21	L	195.825	197.975
	#7 Denver	#21	L	195.825	196.350
	#15 Missouri	#21	L	195.825	196.200
2/1	at #6 Georgia*	#24	L	196.125	197.475
2/8	#8 Alabama*	#22	L	195.800	196.700
2/15	at #11 Auburn*#21		L	196.175	197.100
2/22	#5 LSU*	#21	L	196.375	197.125
3/1	#3 Florida*	#20	L	196.350	197.225
3/8	Elevate The Stage			3 rd of 4	
	#12 Michigan State#20		W	197.000	195.025
	#8 Georgia	#20	L	197.000	197.350
	#10 Minnesota	#20	L	197.000	197.025
3/16	Arkansas Quad			1 st of 4	
	#54 Lindenwood	#20	W	196.525	195.375
	#50 Texas Woman's	#20	W	196.525	192.175
	#59 SE Missouri	#20	W	196.525	188.250
3/23	SEC Championships			5 th of 8	
	LSU		L	196.475	197.900
	Florida		L	196.475	197.750
	Alabama		L	196.475	197.350
	Georgia		L	196.475	197.000
	Auburn		W	196.475	196.375
	Kentucky		W	196.475	196.225
	Missouri		W	196.475	195.900
4/5	NCAA Baton Rouge Regional	#20		3 rd of 4	
	#6 Utah		L	196.175	196.800
	#11 Minnesota		L	196.175	196.300
	#17 BYU		W	196.175	195.550

*Southeastern Conference Meet

2020
4-8 (2-5 SEC)
H: 1-3 | A: 2-4 | N: 2-1

DATE	OPPONENT	RANK	W/L	ARK.	OPP.
1/10	at #3 Florida*	#19	L	194.400	197.350
1/17	#3 Denver	#32	L	196.825	197.250
1/20	at #1 Oklahoma	#19	L	196.550	198.175
1/24	#12 Kentucky*	#19	L	196.650	196.750
1/31	at #20 Missouri*	#14	W	196.025	195.075
2/7	#10 Georgia*	#15	W	196.950	196.750
2/14	at #6 Alabama*	#14	L	196.100	196.625
2/21	#20 Auburn*	#14	L	196.025	196.500
2/28	at #5 LSU*	#14	L	195.725	197.125
3/6	at TWU Quad			2 nd of 4	
	#6 LSU	#17	L	196.300	197.000
	#50 TWU	#17	W	196.300	192.250
	#67 Centenary	#17	W	196.300	191.625
3/13	#30 Penn State	#18		Canceled due to COVID	

*Southeastern Conference Meet

SEC Championships and NCAA Championships canceled amid concerns over the COVID-19 virus.

2021
6-14 (3-5 SEC)
H: 1-3 | A: 2-2 | N: 3-9

DATE	OPPONENT	RANK	W/L	ARK.	OPP.
1/8	at #3 LSU*	#15	L	196.350	196.550
1/15	#5 LSU*	#6	L	196.625	197.275
1/22	#1 Florida*	#8	L	197.250	197.425
1/29	at #10 Georgia*	#6	W	196.875	195.950
2/12	at #15 Kentucky*	#5	L	196.675	197.000
2/19	#25 Missouri*	#6	W	197.350	196.850
2/26	#7 Alabama*	#5	L	197.000	197.325
3/5	at #12 Auburn*	#8	W	197.425	197.125
3/20	SEC Championships			7 th of 7	
	Alabama		L	195.600	197.875
	LSU		L	195.600	197.775
	Florida		L	195.600	196.975
	Kentucky		L	195.600	196.825
	Auburn		L	195.600	196.275
	Missouri		L	195.600	196.125
4/2	NCAA Tuscaloosa Regional	#10		2 nd of 4	
	#7 Alabama		L	197.250	197.525
	#19 Iowa		W	197.250	197.050
	#20 Iowa State		W	197.250	196.525
4/3	Tuscaloosa Regional Final	#10		3 rd of 4	
	#1 Oklahoma		L	196.700	198.175
	#7 Alabama		L	196.700	197.575
	#23 Missouri		W	196.700	196.550

*Southeastern Conference Meet

2022
10-18 (0-7 SEC)
H: 2-3 | A: 1-3 | N: 7-12

DATE	OPPONENT	RANK	W/L	ARK.	OPP.
1/7	#22 Ohio State	#11	W	195.450	195.025
1/14	#8 Auburn**	#15	L	197.200	197.250
1/28	at #4 Florida*	#13	L	196.475	198.250
2/6	#58 SEMO	#13	W	197.050	194.150
2/11	#10 Kentucky*	#14	L	195.675	196.700
2/20	at Missouri Tri			3 rd of 3	
	#11 Missouri*	#16	L	196.800	197.350
	#5 LSU*	#16	L	196.800	197.200
2/25	#26 Georgia*	N/A	L	196.100	196.975
3/4	#7 Alabama*	N/A	L	196.000	198.075
3/6	at Elevate the Stage			3 rd of 4	
	#7 Alabama	N/A	L	196.800	198.000
	#6 Auburn	N/A	L	196.800	197.750
	#28 Georgia	N/A	W	196.800	196.200
3/13	Denver Quad			1 st of 4	
	#14 Denver	#18	W	196.975	196.800
	#38 Nebraska	#18	W	196.975	195.750
	#12 Oregon State	#18	W	196.975	196.875
3/19	SEC Championships			6 th of 8	
	Florida		L	196.450	198.200
	Alabama		L	196.450	197.825
	Auburn		L	196.450	197.225
	Missouri		L	196.450	196.875
	LSU		L	196.450	196.725
	Kentucky		W	196.450	196.350
	Georgia		W	196.450	195.800
3/31	NCAA Norman Regional	#18		2 nd of 4	
	#1 Oklahoma		L	196.975	198.175
	#32 Arizona		W	196.975	196.800
	#16 Arizona State		W	196.975	196.600
4/2	Norman Regional Final	#18		4 th of 4	
	#1 Oklahoma		L	196.675	198.250
	#8 Minnesota		L	196.675	197.725
	#9 California		L	196.675	197.300

*Southeastern Conference Meet

~Meet held at Bud Walton Arena

Year-by-Year Results

2023
6-16 (2-5 SEC)
H: 1-4 | A: 2-8 | N: 3-4

DATE	OPPONENT	RANK	W/L	ARK.	OPP.
1/7	#27 Nebraska	#16	W	196.225	195.000
1/13	#8 Alabama*	#16	L	195.525	196.525
1/20	at #7 Auburn*	#25	L	196.675	197.500
1/27	#8 LSU*	#23	W	197.475	197.250
2/3	#2 Florida~*	#18	L	197.400	197.875
2/11	at Metroplex Challenge 3 rd of 4				
	#1 Oklahoma	#16	L	197.125	198.125
	#11 Alabama	#16	L	197.125	198.000
	#24 Stanford	#16	W	197.125	196.725
2/17	at #11 Kentucky*#14	L		195.400	197.875
2/24	#15 Missouri*	#17	L	196.650	197.850
3/5	at #18 Georgia*#17	W		197.150	196.875
3/10	#19 Minnesota~#16	L		196.900	197.075
3/18	SEC Championships 7 th of 8				
	Florida	L		196.825	198.425
	Alabama	L		196.825	197.925
	LSU	L		196.825	197.800
	Kentucky	L		196.825	197.675
	Auburn	L		196.825	197.100
	Missouri	L		196.825	197.000
	Georgia	W		196.825	196.600
3/30	NCAA Norman Regional #17 3 rd of 4				
	#1 Oklahoma	L		197.275	197.925
	#16 Ohio State	L		197.275	197.350
	#30 NC State	W		197.275	195.375

*Southeastern Conference Meet

~Meet held at Bud Walton Arena

All-Time Series Results

ALABAMA (5-48-1)

DATE	W/L	SCORE	LOCATION
1/24/03	L	194.575-197.200	Fayetteville, Ark.
3/29/03	L	194.850-197.575	Birmingham, Ala. (SEC)
2/27/04	L	196.450-197.325	Tuscaloosa, Ala.
3/20/04	L	194.825-197.950	Duluth, Ga. (SEC)
2/25/05	L	193.750-194.800	Fayetteville, Ark.
3/26/05	L	195.325-196.700	Duluth, Ga. (SEC)
2/17/06	L	194.175-195.825	Tuscaloosa, Ala.
3/25/06	L	194.650-196.975	Birmingham, Ala. (SEC)
2/16/07	L	194.175-197.000	Fayetteville, Ark.
3/31/07	L	194.550-197.000	Little Rock (SEC)
2/8/08	L	195.950-196.775	Tuscaloosa, Ala.
3/9/08	W	196.425-195.925	Los Angeles
3/29/08	L	194.650-197.325	Duluth, Ga. (SEC)
4/24/08	L	195.825-196.650	Athens, Ga. (NCAA S. II)
1/30/09	W	196.625-196.525	Fayetteville, Ark.
3/21/09	L	195.650-197.300	Nashville, Tenn. (SEC)
4/16/09	L	196.950-197.025	Lincoln, Neb. (NCAA S. II)
4/17/09	L	196.475-197.575	Lincoln, Neb. (Super Six)
1/22/10	L	195.500-197.450	Tuscaloosa, Ala.
3/26/10	L	195.275-196.875	Jacksonville, Fla. (SEC)
4/22/10	L	195.600-196.850	Gainesville, Fla. (NCAA S. II)
1/14/11	L	194.750-194.900	Fayetteville, Ark.
3/19/11	L	195.800-197.225	Birmingham, Ala. (SEC)
2/17/12	L	196.125-197.650	Tuscaloosa, Ala.
3/24/12	L	194.175-196.775	Duluth, Ga. (SEC)
4/20/12	L	197.150-197.675	Duluth, Ga. (NCAA S. II)
4/21/12	L	196.300-197.850	Duluth, Ga. (Super Six)
2/22/13	T	197.100-197.100	Fayetteville, Ark.
3/23/13	L	196.400-197.800	Little Rock (SEC)
4/19/13	L	196.150-197.350	Los Angeles (NCAA S. II)
1/24/14	L	196.100-197.125	Tuscaloosa, Ala.
3/22/14	L	194.900-197.875	Birmingham, Ala. (SEC)
1/16/15	W	196.375-196.175	Fayetteville, Ark.
3/21/15	L	195.950-197.525	Duluth, Ga. (SEC)
1/22/16	W	196.700-196.400	Tuscaloosa, Ala.
3/19/16	L	196.500-197.750	Little Rock (SEC)
1/27/17	W	195.825-195.325	Fayetteville, Ark.
3/18/17	L	197.400-194.900	Jacksonville, Fla. (SEC)
2/2/18	L	196.350-197.000	Tuscaloosa, Ala.
3/24/18	L	196.425-196.975	St. Louis, Mo. (SEC)
4/20/18	L	196.425-196.625	St. Louis, Mo. (NCAA S. I)
2/18/19	L	195.800-196.700	Fayetteville, Ark.
3/23/19	L	197.350-196.475	New Orleans, La. (SEC)
2/14/20	L	196.625-196.100	Tuscaloosa, Ala.
2/26/21	L	197.325-197.000	Fayetteville, Ark.
3/20/21	L	197.875-195.600	Huntsville, Ala. (SEC)
4/2/21	L	197.525-197.250	Tuscaloosa Regional
4/3/21	L	197.575-196.700	Tuscaloosa Regional Final
3/4/22	L	198.075-196.000	Tuscaloosa, Ala.
3/6/22	L	198.000-196.800	Huntsville, Ala.
3/19/22	L	197.825-196.450	Birmingham, Ala. (SEC)
1/13/23	L	195.525-196.525	Fayetteville, Ark.
2/11/23	L	197.125-198.000	Metroplex Challenge
3/18/23	L	196.825-197.800	Duluth, Ga. (SEC)

ARIZONA (9-2)

DATE	W/L	SCORE	LOCATION
3/12/04	L	194.850-196.525	Tucson, Ariz.
4/3/04	L	195.550-196.375	Tucson Regional
4/12/08	W	196.125-194.275	Minneapolis Regional
4/4/09	W	196.300-194.350	Fayetteville Regional
1/9/10	W	195.500-192.650	Fayetteville, Ark.
4/10/10	W	196.675-195.100	Los Angeles Regional
4/2/11	W	196.550-195.400	Denver Regional
1/6/12	W	196.450-195.150	Cancun, Mexico
3/2/18	W	197.275-196.125	Fayetteville, Ark.
1/12/19	W	195.800-194.725	Tucson, Ariz.
3/31/22	W	196.975-196.800	Norman Regional

ARIZONA ST. (7-1-1)

DATE	W/L	SCORE	LOCATION
4/20/06	L	194.375-195.575	Corvallis, Ore. (NCAA S. II)
3/16/07	W	196.175-195.125	Tempe, Ariz.

4/4/09	W	196.300-193.900	Fayetteville Regional
4/10/10	W	196.675-193.900	Los Angeles Regional
4/6/13	W	196.950-195.700	Corvallis Regional
4/5/14	W	196.375-194.425	Fayetteville Regional
3/9/18	T	195.700-195.700	Norman, Okla.
4/5/19	W	196.175-195.425	Baton Rouge Regional
3/31/22	W	196.975-196.600	Norman Regional

AUBURN (19-25-1)

DATE	W/L	SCORE	LOCATION
2/14/03	L	194.975-196.300	Auburn, Ala.
3/29/03	L	194.850-195.650	Birmingham, Ala. (SEC)
1/23/04	W	196.425-196.225	Fayetteville, Ark.
3/20/04	L	194.825-195.925	Duluth, Ga. (SEC)
1/21/05	W	194.275-194.225	Auburn, Ala.
3/26/05	W	195.325-195.125	Duluth, Ga. (SEC)
3/3/06	W	195.375-194.950	Fayetteville, Ark.
3/25/06	L	194.650-194.975	Birmingham, Ala. (SEC)
3/2/07	W	196.325-195.400	Auburn, Ala.
3/31/07	W	194.550-194.475	Little Rock (SEC)
2/22/08	W	196.425-195.950	Fayetteville, Ark.
3/29/08	L	194.650-196.100	Duluth, Ga. (SEC)
2/13/09	L	195.400-196.175	Auburn, Ala.
3/21/09	L	195.650-196.350	Nashville, Tenn. (SEC)
2/5/10	W	197.025-196.425	Fayetteville, Ark.
3/26/10	L	195.275-195.575	Jacksonville, Fla. (SEC)
1/28/11	W	195.325-195.150	Auburn, Ala.
3/19/11	W	195.800-195.325	Birmingham, Ala. (SEC)
1/6/12	W	196.450-194.775	Cancun, Mexico
2/3/12	W	196.800-195.800	Fayetteville, Ark.
3/24/12	W	194.175-194.100	Duluth, Ga. (SEC)
2/8/13	L	195.650-196.325	Auburn, Ala.
3/23/13	L	196.400-196.550	Little Rock (SEC)
1/31/14	L	196.100-196.550	Fayetteville, Ark.
3/22/14	L	194.900-195.550	Birmingham, Ala. (SEC)
1/23/15	L	196.250-197.075	Auburn, Ala.
3/21/15	L	195.950-196.925	Duluth, Ga. (SEC)
1/29/16	W	196.600-195.975	Fayetteville, Ark.
3/19/16	L	196.500-196.975	Little Rock (SEC)
2/3/17	W	196.375-196.675	Auburn, Ala.
3/18/17	L	196.550-194.900	Jacksonville, Fla. (SEC)
4/1/17	T	196.600-196.600	Fayetteville Regional
2/9/18	W	196.750-194.875	Fayetteville, Ark.
3/24/18	W	196.425-195.650	St. Louis (SEC)
2/15/19	L	197.100-196.175	Auburn, Ala.
3/23/19	W	196.475-196.375	New Orleans, La. (SEC)
4/5/19	L	197.075-196.175	Baton Rouge Regional
2/21/20	L	196.500-196.025	Fayetteville, Ark.
3/5/21	W	197.425-197.125	Auburn, Ala.
3/20/21	L	196.275-195.600	Huntsville, Ala. (SEC)
1/14/22	L	197.250-197.200	Fayetteville, Ark.
3/6/22	L	197.750-196.800	Huntsville, Ala.
3/19/22	L	197.225-196.450	Birmingham, Ala. (SEC)
1/20/23	L	196.675-197.500	Auburn, Ala.
3/18/23	L	196.825-197.100	Duluth, Ga. (SEC)

BOISE ST. (4-0)

DATE	W/L	SCORE	LOCATION
4/2/11	W	196.550-196.400	Denver Regional
4/7/12	W	196.825-196.050	Fayetteville Regional
4/6/13	W	196.950-195.350	Corvallis Regional
4/7/18	W	196.775-196.225	Columbus Regional

BOWLING GREEN (1-0)

DATE	W/L	SCORE	LOCATION
3/13/09	W	196.550-193.275	Dallas, Texas

BRIDGEPORT (2-0)

1/27/12	W	196.700-192.975	Gainesville, Fla.
1/10/14	W	196.200-190.875	Fayetteville, Ark.

BYU (4-1)

DATE	W/L	SCORE	LOCATION
2/2/07	W	193.625-192.600	Salt Lake City, Utah
4/10/10	W	196.675-193.400	Los Angeles Regional
2/18/11	L	195.025-195.100	Fayetteville, Ark.
4/2/11	W	196.550-194.650	Denver Regional
4/5/19	W	196.175-195.550	Baton Rouge Regional

CALIFORNIA (4-0)

DATE	W/L	SCORE	LOCATION
1/3/06	W	190.625-189.350	Honolulu, Hawaii
1/16/09	W	195.925-189.250	Corvallis, Ore.
4/6/13	W	196.950-195.125	Corvallis Regional
4/1/17	W	196.600-196.300	Fayetteville Regional

CAL STATE FULLERTON (1-0)

DATE	W/L	SCORE	LOCATION
3/9/08	W	196.425-192.625	Los Angeles

CENTENARY (6-0)

DATE	W/L	SCORE	LOCATION
2/14/03	W	194.975-192.375	Auburn, Ala.
3/5/04	W	196.625-193.625	Fayetteville, Ark.
3/1/13	W	196.500-190.575	Fayetteville, Ark.
3/9/13	W	196.350-190.425	Minneapolis, Minn.
3/10/17	W	196.150-188.250	Fayetteville, Ark.
3/6/20	W	196.300-191.625	Denton, Texas

CENTRAL MICHIGAN (2-0)

DATE	W/L	SCORE	LOCATION
4/2/16	W	195.500-194.675	Iowa City Regional
4/1/17	W	196.600-195.675	Fayetteville Regional

DENVER (4-8)

DATE	W/L	SCORE	LOCATION
1/10/03	L	193.000-196.425	Fayetteville, Ark.
3/5/05	L	193.725-194.425	Denver, Colo.
1/5/07	L	192.800-192.975	Fayetteville, Ark.
3/12/11	L	195.700-195.725	Denver, Colo.
4/2/11	W	196.550-195.625	Denver Regional
1/25/13	W	195.475-195.125	Fayetteville, Ark.
4/1/17	L	197.050-196.600	Fayetteville Regional
3/9/18	L	195.700-196.525	Norman, Okla.
3/16/18	W	197.300-196.725	Fayetteville, Ark.
1/26/19	L	196.350-195.825	Fort Worth, Texas
1/17/20	L	197.250-196.825	Fayetteville, Ark.
3/13/22	W	196.975-196.800	Denver, Colo.

FLORIDA (3-51)

DATE	W/L	SCORE	LOCATION
1/17/03	L	193.975-196.250	Fayetteville, Ark.
3/29/03	L	194.850-195.950	Birmingham, Ala. (SEC)
2/20/04	L	195.925-197.375	Gainesville, Fla. (SEC)
3/20/04	L	194.825-197.225	Duluth, Ga. (SEC)
4/3/04	L	195.550-197.050	Tucson Regional
2/18/05	L	195.475-196.450	Fayetteville, Ark.
3/26/05	L	195.325-196.150	Duluth, Ga. (SEC)
2/10/06	L	194.025-196.950	Gainesville, Fla.
3/25/06	L	194.650-196.275	Birmingham, Ala. (SEC)
4/8/06	L	195.400-196.375	Fayetteville Regional
4/20/06	L	194.375-196.225	Corvallis, Ore. (NCAA S. II)
1/5/07	L	192.800-196.550	Fayetteville, Ark.
2/9/07	L	195.775-197.275	Fayetteville, Ark.
3/31/07	L	194.550-197.325	Little Rock (SEC)
4/14/07	L	195.875-197.325	Ann Arbor Regional
2/1/08	L	195.750-196.700	Gainesville, Fla.
3/29/08	L	194.650-197.325	Duluth, Ga. (SEC)
4/24/08	L	195.825-196.900	Athens, Ga. (NCAA S. II)
1/23/09	W	196.375-195.425	Fayetteville, Ark.
3/21/09	L	195.650-196.750	Nashville, Tenn. (SEC)
4/17/09	L	196.475-196.725	Lincoln, Neb. (Super Six)

All-Time Series Results

1/15/10 L	195.925-196.575	Gainesville, Fla.
3/26/10 L	195.275-197.050	Jacksonville, Fla. (SEC)
4/22/10 L	196.600-195.775	Gainesville, Fla. (NCAA S. II)
2/25/11 W	196.700-196.100	Fayetteville, Ark.
3/19/11 L	195.800-196.975	Birmingham, Ala. (SEC)
4/2/11 W	196.550-196.425	Denver Regional
1/27/12 L	196.700-197.775	Gainesville, Fla.
3/24/12 L	194.175-197.150	Duluth, Ga. (SEC)
4/20/12 L	197.150-197.650	Duluth, Ga. (NCAA S. II)
4/21/12 L	196.300-197.775	Duluth, Ga. (Super Six)
2/1/13 L	196.175-197.775	Fayetteville, Ark.
3/23/13 L	196.400-198.000	Little Rock (SEC)
2/14/14 L	196.025-197.525	Gainesville, Fla.
3/22/14 L	194.900-197.700	Birmingham, Ala. (SEC)
2/6/15 L	195.375-197.200	Fayetteville, Ark.
3/21/15 L	195.950-197.400	Duluth, Ga. (SEC)
4/4/15 L	196.500-197.475	Morgantown Regional
2/12/16 L	195.975-197.450	Gainesville, Fla.
3/19/16 L	196.500-197.775	Little Rock (SEC)
2/17/17 L	197.125-195.200	Fayetteville, Ark.
3/18/17 L	197.825-194.900	Jacksonville, Fla. (SEC)
2/23/18 L	196.875-197.725	Gainesville, Fla.
3/24/18 L	196.425-196.825	St. Louis (SEC)
4/20/18 L	196.425-197.5875	St. Louis (NCAA S. I)
3/1/19 L	197.225-196.350	Fayetteville, Ark.
3/23/19 L	197.750-196.475	New Orleans, La. (SEC)
1/10/20 L	197.350-194.400	Gainesville, Fla.
1/22/21 L	197.425-197.250	Fayetteville, Ark.
3/20/21 L	196.975-195.600	Huntsville, Ala. (SEC)
1/28/22 L	198.250-196.475	Gainesville, Fla.
3/19/22 L	198.200-196.450	Birmingham, Ala. (SEC)
2/3/23 L	197.400-197.875	Fayetteville, Ark.
3/18/23 L	196.825-198.425	Duluth, Ga. (SEC)

GEORGE WASHINGTON (1-1)

DATE	W/L	SCORE	LOCATION
2/16/18 L		195.575-195.650	St. Charles, Mo.
4/5/19 W		196.175-194.675	Baton Rouge Regional

GEORGIA (10-37-1)

DATE	W/L	SCORE	LOCATION
2/21/03 L		194.225-197.225	Fayetteville, Ark.
3/29/03 L		194.850-197.525	Birmingham, Ala. (SEC)
1/30/04 L		195.250-197.300	Athens, Ga.
3/20/04 L		194.825-198.175	Duluth, Ga. (SEC)
1/28/05 L		195.150-195.300	Fayetteville, Ark.
3/26/05 L		195.325-197.250	Duluth, Ga. (SEC)
1/20/06 L		193.600-196.125	Athens, Ga.
3/25/06 L		194.650-197.275	Birmingham, Ala. (SEC)
4/20/06 L		194.375-197.275	Corvallis, Ore. (NCAA S. II)
1/19/07 L		196.075-196.100	Fayetteville, Ark.
3/31/07 L		194.550-197.175	Little Rock (SEC)
3/1/08 L		195.950-197.900	Athens, Ga.
3/29/08 L		194.650-197.350	Duluth, Ga. (SEC)
2/20/09 L		196.725-196.925	Fayetteville, Ark.
3/21/09 L		195.650-196.925	Nashville, Tenn. (SEC)
4/17/09 L		196.475-197.825	Lincoln, Neb. (Super Six)
2/12/10 L		195.875-196.725	Athens, Ga.
3/26/10 L		195.275-196.825	Jacksonville, Fla. (SEC)
2/4/11 W		195.775-195.400	Fayetteville, Ark.
3/19/11 L		195.800-196.625	Birmingham, Ala. (SEC)
4/15/11 T		195.450-195.450	Cleveland, Ohio (NCAA S. II)
2/10/12 L		195.875-196.825	Athens, Ga.
3/24/12 L		194.175-196.575	Duluth, Ga. (SEC)
4/20/12 W		197.150-196.500	Duluth, Ga. (NCAA S. II)
1/11/13 L		195.775-196.200	Fayetteville, Ark.
3/23/13 L		196.400-197.325	Little Rock (SEC)
4/6/13 L		196.950-197.425	Corvallis Regional
3/1/14 L		195.675-197.650	Athens, Ga.
3/22/14 L		194.900-197.150	Birmingham, Ala. (SEC)
3/7/15 L		196.650-196.775	Athens, Ga.
3/21/15 L		195.950-196.000	Duluth, Ga. (SEC)
1/15/16 L		196.700-196.775	Fayetteville, Ark.
3/19/16 L		196.500-196.850	Little Rock (SEC)
1/20/17 L		196.335-195.025	Athens, Ga.

3/18/17 L	196.700-194.900	Jacksonville, Fla. (SEC)
1/26/18 W	197.175-196.125	Fayetteville, Ark.
3/24/18 W	196.425-196.350	St. Louis (SEC)
4/20/18 L	196.425-196.6875	St. Louis (NCAA S. I)
2/1/19 L	197.475-196.125	Athens, Ga.
3/8/19 L	197.350-197.000	Birmingham, Ala.
3/23/19 L	197.000-196.475	New Orleans, La. (SEC)
2/7/20 W	196.950-196.750	Fayetteville, Ark.
1/29/21 W	196.875-195.950	Athens, Ga.
2/25/22 L	196.975-196.100	Fayetteville, Ark.
3/6/22 W	196.800-196.200	Huntsville, Ala.
3/19/22 W	196.450-195.800	Birmingham, Ala. (SEC)
3/5/23 W	197.150-196.875	Duluth, Ga.
3/18/23 W	196.825-196.600	Duluth, Ga. (SEC)

ILLINOIS (4-1)

DATE	W/L	SCORE	LOCATION
4/3/04 W		195.550-195.400	Tucson Regional
4/8/06 W		195.400-193.125	Fayetteville Regional
4/16/09 W		196.950-195.050	Lincoln, Neb. (NCAA S. II)
4/15/11 W		195.450-195.100	Cleveland, Ohio (NCAA S. I)
4/4/15 L		196.500-196.675	Morgantown Regional

ILLINOIS-CHICAGO (5-0)

DATE	W/L	SCORE	LOCATION
2/7/03 W		194.475-193.425	Lexington, Ky. *FIRST WIN
1/9/04 W		195.575-189.550	Fayetteville, Ark.
4/3/04 W		195.550-193.875	Tucson Regional
4/8/06 W		195.400-191.125	Fayetteville Regional
2/27/11 W		196.500-193.775	Chicago, Ill.

ILLINOIS ST. (1-0)

DATE	W/L	SCORE	LOCATION
2/13/15 W		196.650-192.025	Fayetteville, Ark.

IOWA (5-0)

DATE	W/L	SCORE	LOCATION
4/12/08 W		196.125-192.450	Minneapolis Regional
1/6/12 W		196.450-193.875	Cancun, Mexico
1/2/16 W		195.150-192.475	Cancun, Mexico
4/2/16 W		195.500-195.450	Iowa City Regional
4/2/21 W		197.250-197.050	Tuscaloosa Regional

IOWA ST. (4-1)

DATE	W/L	SCORE	LOCATION
4/20/06 L		194.375-196.250	Corvallis, Ore. (NCAA S. II)
4/10/10 W		196.675-194.325	Los Angeles Regional
1/31/15 W		196.250-193.400	Fort Worth, Texas
3/16/18 W		197.300-196.075	Fayetteville, Ark.
4/2/21 W		197.250-196.525	Tuscaloosa Regional

KENTUCKY (25-16)

DATE	W/L	SCORE	LOCATION
2/7/03 W		194.475-192.825	Lexington, Ky. *FIRST WIN
3/29/03 L		194.850-194.875	Birmingham, Ala. (SEC)
1/16/04 W		196.225-195.200	Fayetteville, Ark.
3/20/04 W		194.825-193.850	Duluth, Ga. (SEC)
1/14/05 W		194.925-193.575	Lexington, Ky.
3/26/05 W		195.325-193.800	Duluth, Ga. (SEC)
2/24/06 W		196.350-196.250	Fayetteville, Ark.
3/25/06 W		194.650-191.150	Birmingham, Ala. (SEC)
2/23/07 W		195.850-193.650	Lexington, Ky.
3/31/07 W		194.550-194.000	Little Rock (SEC)
2/15/08 W		195.675-195.175	Fayetteville, Ark.
3/29/08 W		194.650-194.025	Duluth, Ga. (SEC)
2/6/09 W		195.075-194.500	Lexington, Ky.
3/21/09 W		195.650-195.000	Nashville, Tenn. (SEC)
1/29/10 W		196.750-195.325	Fayetteville, Ark.
3/26/10 W		195.275-194.800	Jacksonville, Fla. (SEC)
1/21/11 W		194.975-193.525	Lexington, Ky.
3/19/11 W		195.800-193.950	Birmingham, Ala. (SEC)

1/13/12 W	196.650-191.975	Fayetteville, Ark.
3/24/12 L	194.175-194.350	Duluth, Ga. (SEC)
1/18/13 L	193.075-195.000	Lexington, Ky.
3/23/13 W	196.400-194.600	Little Rock (SEC)
2/21/14 W	197.100-195.975	Fayetteville, Ark.
3/22/14 L	194.900-195.075	Birmingham, Ala. (SEC)
2/20/15 L	195.750-194.825	Lexington, Ky.
3/21/15 W	195.950-195.025	Duluth, Ga. (SEC)
2/26/16 W	197.225-196.700	Fayetteville, Ark.
3/19/16 W	196.500-196.250	Little Rock (SEC)
3/3/17 L	196.525-195.275	Lexington, Ky.
3/18/17 L	196.625-194.900	Jacksonville, Fla. (SEC)
1/12/18 L	196.525-196.950	Fayetteville, Ark.
3/24/18 L	196.425-196.550	St. Louis (SEC)
1/18/19 L	195.275-193.875	Lexington, Ky.
3/23/19 W	196.475-196.225	New Orleans, La. (SEC)
1/24/20 L	196.750-196.650	Fayetteville, Ark.
2/12/21 L	197.000-196.675	Lexington, Ky.
3/20/21 L	196.825-195.600	Huntsville, Ala. (SEC)
2/11/22 L	196.700-195.675	Fayetteville, Ark.
3/19/22 W	196.450-196.350	Birmingham, Ala. (SEC)
2/17/23 L	195.400-197.875	Lexington, Ky.
3/18/23 L	196.825-197.675	Duluth, Ga. (SEC)

KENT ST. (2-0)

DATE	W/L	SCORE	LOCATION
4/2/16 W		195.500-194.525	Iowa City Regional
4/7/18 W		196.775-194.900	Columbus Regional

LINDENWOOD (2-0)

DATE	W/L	SCORE	LOCATION
3/1/13 W		196.500-191.125	Fayetteville, Ark.
3/16/19 W		196.525-195.375	Fayetteville, Ark.

LSU (6-44-1)

DATE	W/L	SCORE	LOCATION
2/28/03 L		193.475-196.700	Baton Rouge, La.
3/29/03 L		194.850-195.650	Birmingham, Ala. (SEC)
2/6/04 L		196.450-196.775	Fayetteville, Ark.
3/20/04 L		194.825-197.275	Duluth, Ga. (SEC)
2/4/05 L		195.725-196.925	Baton Rouge, La.
3/26/05 L		195.325-196.975	Duluth, Ga. (SEC)
4/9/05 L		193.950-197.125	Durham Regional
1/27/06 L		193.100-194.675	Fayetteville, Ark.
3/25/06 L		194.650-195.900	Birmingham, Ala. (SEC)
1/5/07 L		192.800-194.125	Fayetteville, Ark.
1/26/07 L		195.575-196.500	Baton Rouge, La.
3/31/07 L		194.550-196.250	Little Rock (SEC)
1/18/08 L		195.300-195.900	Fayetteville, Ark.
3/29/08 L		194.650-196.500	Duluth, Ga. (SEC)
4/24/08 L		195.825-196.575	Athens, Ga. (NCAA S. II)
2/27/09 L		195.800-196.150	Baton Rouge, La.
3/21/09 L		195.650-196.550	Nashville, Tenn. (SEC)
4/17/09 W		196.475-196.375	Lincoln, Neb. (Super Six)
2/19/10 T		196.200-196.200	Fayetteville, Ark.
3/26/10 L		195.275-195.750	Jacksonville, Fla. (SEC)
2/11/11 W		195.325-194.875	Baton Rouge, La.
3/19/11 W		195.800-195.475	Birmingham, Ala. (SEC)
1/6/12 W		196.450-192.500	Cancun, Mexico
1/20/12 W		197.225-196.325	Fayetteville, Ark.
3/24/12 L		194.175-196.425	Duluth, Ga. (SEC)
2/15/13 L		195.625-196.825	Baton Rouge, La.
3/23/13 L		196.400-197.700	Little Rock (SEC)
2/7/14 L		196.275-197.225	Fayetteville, Ark.
3/22/14 L		194.900-197.325	Birmingham, Ala. (SEC)
1/31/15 L		196.250-197.425	Fort Worth, Texas
3/21/15 L		195.950-197.450	Duluth, Ga. (SEC)
2/5/16 L		196.150-197.425	Baton Rouge, La.
3/19/16 L		196.500-197.500	Little Rock (SEC)
2/10/17 L		197.700-196.275	Fayetteville, Ark.
3/18/17 L		198.075-194.900	Jacksonville, Fla. (SEC)
1/5/18 L		195.350-197.150	Baton Rouge, La.
2/16/18 L		195.575-198.075	St. Charles, Mo.
3/24/18 L		196.425-197.400	St. Louis (SEC)

All-Time Series Results

4/20/18 L	196.425-197.475	St. Louis (NCAA S. I)
2/22/19 L	197.125-196.350	Fayetteville, Ark.
3/23/19 L	197.900-196.475	New Orleans, La. (SEC)
4/5/19 L	197.200-196.175	Baton Rouge Regional
2/28/20 L	197.125-195.725	Baton Rouge, La.
3/6/20 L	197.000-196.300	Denton, Texas.
1/8/21 L	196.550-196.350	Baton Rouge, La.
1/15/21 L	197.275-196.925	Fayetteville, Ark.
3/20/21 L	197.775-195.600	Huntsville, Ala. (SEC)
2/20/22 L	197.200-196.800	Columbia, Mo.
3/19/22 L	196.725-196.450	Birmingham, Ala. (SEC)
1/27/23 W	197.475-197.250	Fayetteville, Ark.
3/18/23 L	196.825-197.800	Duluth, Ga. (SEC)

MARYLAND (3-0)

DATE	W/L	SCORE	LOCATION
1/27/12 W		196.700-193.075	Gainesville, Fla.
4/7/12 W		196.825-194.400	Fayetteville Regional
2/19/16 W		196.150-194.450	College Park, Md.

MICHIGAN (1-6)

DATE	W/L	SCORE	LOCATION
4/14/07 L		195.875-196.050	Ann Arbor Regional
1/11/08 L		195.250-196.075	Ann Arbor, Mich.
4/4/09 W		196.300-195.700	Fayetteville Regional
4/22/10 L		195.700-195.600	Gainesville Regional
4/15/11 L		195.450-196.700	Cleveland, Ohio (NCAA S. II)
4/19/13 L		196.150-196.850	Los Angeles (NCAA S. II)
1/2/16 L		195.150-196.975	Cancun, Mexico

MICHIGAN STATE (2-1)

DATE	W/L	SCORE	LOCATION
3/21/08 W		196.075-194.725	Fayetteville, Ark.
2/25/17 L		195.550-185.275	East Lansing, Mich.
3/8/19 W		197.000-195.025	Birmingham, Ala.

MINNESOTA (6-5)

DATE	W/L	SCORE	LOCATION
1/9/04 W		195.575-194.675	Fayetteville, Ark.
1/8/05 W		194.250-193.800	Minneapolis, Minn.
4/12/08 W		196.125-195.275	Minneapolis Regional
3/6/09 W		196.350-195.250	Fayetteville, Ark.
3/6/10 W		196.925-194.850	Minneapolis, Minn.
3/2/12 W		196.325-195.475	Fayetteville, Ark.
3/9/13 L		196.350-196.600	Minneapolis, Minn.
3/8/19 L		197.025-197.000	Birmingham, Ala.
4/5/19 L		196.300-196.175	Baton Rouge Regional
4/2/22 L		197.750-196.675	Norman Regional Final
3/10/23 L		196.900-197.075	Fayetteville, Ark.

MISSOURI (17-15) *JOINED SEC IN 2013

DATE	W/L	SCORE	LOCATION
2/14/03 W		194.975-194.900	Auburn, Ala.
3/14/03 L		195.375-195.875	Fayetteville, Ark.
2/13/04 L		195.925-196.600	Columbia, Mo.
3/13/05 L		195.575-196.050	Columbia, Mo.
1/14/06 L		192.175-195.100	Columbia, Mo.
3/23/07 W		196.450-195.725	Fayetteville, Ark.
4/22/10 W		195.600-194.600	Gainesville, Fla. (NCAA S. II)
3/16/12 L		195.400-196.100	Columbia, Mo.
4/7/12 W		196.825-195.450	Fayetteville Regional
3/1/13 W		196.500-194.300	Fayetteville, Ark.
3/23/13 W		196.400-195.525	Little Rock (SEC)
1/17/14 W		196.050-194.650	Columbia, Mo.
3/22/14 W		194.900-194.650	Birmingham, Ala. (SEC)
2/27/15 W		195.825-195.275	Fayetteville, Ark.
3/21/15 W		195.950-195.700	Duluth, Ga. (SEC)
3/4/16 W		196.200-196.050	Columbia, Mo.
3/19/16 W		196.500-195.750	Little Rock (SEC)
1/13/17 L		195.980-193.950	Fayetteville, Ark.
3/18/17 L		195.825-194.900	Jacksonville, Fla. (SEC)
1/19/18 L		196.150-196.325	Columbia, Mo.

2/16/18 L	195.575-196.025	St. Charles, Mo.
3/24/18 W	196.425-195.100	St. Louis (SEC)
1/26/19 L	196.200-195.825	Fort Worth, Texas
3/23/19 W	196.475-195.900	New Orleans, La. (SEC)
1/31/20 W	196.025-195.075	Columbia, Mo.
2/19/21 W	197.350-196.850	Fayetteville, Ark.
3/20/21 L	196.125-195.600	Huntsville, Ala. (SEC)
4/3/21 W	196.700-196.550	Tuscaloosa Regional Final
2/20/22 L	197.350-196.800	Columbia, Mo.
3/19/22 L	196.875-196.450	Birmingham, Ala. (SEC)
2/24/23 L	196.650-197.850	Fayetteville, Ark.
3/18/23 L	196.825-197.000	Duluth, Ga. (SEC)

NEBRASKA (4-5)

DATE	W/L	SCORE	LOCATION
3/19/05 L		195.625-196.625	Fayetteville, Ark.
3/19/06 L		195.900-196.475	Lincoln, Neb.
1/5/07 L		192.800-195.200	Fayetteville, Ark.
2/24/12 L		196.300-197.000	Fayetteville, Ark.
3/9/13 W		196.350-196.150	Minneapolis
3/8/14 W		196.700-196.350	Lincoln, Neb.
4/2/16 L		195.500-196.550	Iowa City Regional
3/13/22 W		196.975-195.750	Denver, Colo.
1/7/23 W		196.225-195.000	Lincoln, Neb.

NEW HAMPSHIRE (4-1)

DATE	W/L	SCORE	LOCATION
4/9/05 L		193.950-194.700	Durham, N.H. (NCAA Reg.)
3/9/07 W		196.250-192.650	Fayetteville, Ark.
4/14/07 W		195.875-192.925	Ann Arbor (NCAA Reg.)
4/7/12 W		196.825-193.900	Fayetteville (NCAA Reg.)
4/4/15 W		196.500-194.825	Morgantown (NCAA Reg.)

NORTH CAROLINA (1-0)

DATE	W/L	SCORE	LOCATION
2/10/06 W		194.025-193.125	Gainesville, Fla.

NORTH CAROLINA STATE (1-0)

DATE	W/L	SCORE	LOCATION
3/30/23 W		197.275-195.375	Norman Regional

OHIO ST. (4-1)

DATE	W/L	SCORE	LOCATION
1/9/09 W		195.775-194.625	Fayetteville, Ark.
4/20/12 W		197.150-196.525	Duluth Regional
4/7/18 W		196.775-196.500	Columbus Regional
1/7/22 W		195.400-195.025	Fayetteville, Ark.
3/30/23 L		197.275-197.350	Norman Regional

OKLAHOMA (1-22)

DATE	W/L	SCORE	LOCATION
4/9/05 L		193.950-195.550	Durham Regional
3/15/08 L		196.625-196.750	Fayetteville, Ark.
4/24/08 L		195.825-196.075	Athens, Ga. (NCAA S. II)
1/26/09 W		196.900-195.625	Norman, Okla.
3/19/10 L		196.100-197.475	Fayetteville, Ark.
1/7/11 L		195.075-195.475	Norman, Okla.
4/15/11 L		195.450-196.775	Cleveland, Ohio (NCAA S. II)
2/5/12 L		196.175-197.425	Fayetteville, Ark.
4/19/13 L		196.150-197.200	Los Angeles (NCAA S. II)
3/14/14 L		196.650-197.425	Fayetteville, Ark.
1/9/15 L		194.900-197.625	Norman, Okla.
1/31/15 L		196.250-197.700	Fort Worth, Texas
1/17/16 L		195.900-197.050	Fayetteville, Ark.
4/2/16 L		195.500-197.575	Iowa City Regional
3/9/18 L		195.575-198.100	Norman, Okla.
1/5/19 L		198.050-195.575	Fayetteville, Ark.
1/26/19 L		197.975-195.825	Fort Worth, Texas
1/20/20 L		198.175-196.550	Norman, Okla.
4/3/21 L		198.175-196.700	Tuscaloosa Regional Final
3/31/22 L		198.175-196.975	Norman Regional

4/2/22 L	198.250-196.675	Norman Regional Final
2/11/23 L	197.125-198.125	Metropex Challenge
3/30/23 L	197.275-197.925	Norman Regional

OREGON ST. (6-4)

DATE	W/L	SCORE	LOCATION
2/11/05 L		195.550-195.975	Seattle, Wash.
3/19/05 W		195.625-195.550	Fayetteville, Ark.
1/3/06 L		190.625-191.925	Honolulu, Hawaii
4/20/06 L		194.375-195.150	Corvallis, Ore. (NCAA S. II)
4/24/08 W		195.825-195.475	Athens, Ga. (NCAA S. II)
1/16/09 L		195.925-195.950	Corvallis, Ore.
4/16/09 W		196.950-195.350	Lincoln, Neb. (NCAA S. II)
4/20/12 W		197.150-196.475	Duluth, Ga. (NCAA S. II)
4/6/13 W		196.950-195.375	Corvallis Regional
3/13/22 W		196.975-196.875	Denver, Colo.

PENN (1-0)

DATE	W/L	SCORE	LOCATION
3/13/09 W		196.550-190.600	Dallas, Texas

PENN ST. (2-2)

DATE	W/L	SCORE	LOCATION
2/3/06 L		194.575-194.650	Fayetteville, Ark.
1/5/07 L		192.800-194.575	Fayetteville, Ark.
1/13/07 W		194.850-193.600	State College, Pa.
1/25/08 W		195.250-194.625	Fayetteville, Ark.

PITTSBURGH (5-0)

DATE	W/L	SCORE	LOCATION
4/9/05 W		193.950-193.100	Durham Regional
3/9/07 W		196.250-193.350	Fayetteville, Ark.
4/14/07 W		195.875-192.550	Ann Arbor Regional
3/12/10 W		196.875-192.525	Fayetteville, Ark.
4/7/18 W		196.775-195.125	Columbus Regional

RUTGERS (2-0)

DATE	W/L	SCORE	LOCATION
4/9/05 W		193.950-191.350	Durham Regional
4/14/07 W		195.875-190.875	Ann Arbor Regional

SACRAMENTO ST. (1-0)

DATE	W/L	SCORE	LOCATION
1/3/06 W		190.625-188.075	Honolulu, Hawaii

SAN JOSE STATE (1-0)

DATE	W/L	SCORE	LOCATION
3/10/17 W		196.150-193.875	Fayetteville, Ark.

SEATTLE-PACIFIC (1-0)

DATE	W/L	SCORE	LOCATION
2/26/10 W		196.075-188.275	Seattle, Wash.

SEMO (6-0)

DATE	W/L	SCORE	LOCATION
3/5/04 W		196.625-194.625	Fayetteville, Ark.
4/8/06 W		195.400-189.050	Fayetteville Regional
3/23/07 W		196.450-192.975	Fayetteville, Ark.
2/13/15 W		196.650-191.150	Fayetteville, Ark.
3/16/19 W		196.525-188.250	Fayetteville, Ark.
2/6/22 W		19.050-194.150	Fayetteville, Ark.

SOUTHERN UTAH (3-0)

DATE	W/L	SCORE	LOCATION
2/2/07 W		193.625-190.650	Salt Lake City, Utah
4/12/08 W		196.125-193.575	Minneapolis (NCAA Reg.)
4/4/09 W		196.300-192.650	Fayetteville (NCAA Reg.)

All-Time Series Results

STANFORD (2–3)

DATE	W/L	SCORE	LOCATION
4/4/09	W	196.300–196.200	Fayetteville Regional
4/22/10	L	195.600–196.300	Minneapolis Regional
4/21/12	L	196.300–197.500	Duluth, Ga. (Super Six)
4/4/15	L	196.500–197.000	Morgantown Regional
2/11/23	W	197.125–196.725	Metroplex Challenge

TWU (6–0)

DATE	W/L	SCORE	LOCATION
2/7/03	W	194.475–193.275	Lexington, Ky. *FIRST WIN
3/5/04	W	196.625–192.475	Fayetteville, Ark.
3/23/07	W	196.450–192.000	Fayetteville, Ark.
3/13/09	W	196.550–193.000	Dallas, Texas
3/16/19	W	196.525–192.175	Fayetteville, Ark.
3/6/20	W	196.300–192.250	Denton, Texas

UCLA (3–14)

DATE	W/L	SCORE	LOCATION
2/2/03	L	193.475–198.175	Los Angeles, Calif.
3/19/05	L	195.625–196.850	Fayetteville, Ark.
1/3/06	L	190.625–193.775	Honolulu, Hawaii
4/8/06	W	195.400–195.175	Fayetteville Regional
3/9/08	W	196.425–195.800	Los Angeles, Calif.
4/16/09	W	196.950–196.625	Lincoln, Neb. (NCAA S. II)
4/10/10	L	196.675–197.825	Los Angeles Regional
4/15/11	L	195.450–196.500	Cleveland, Ohio (NCAA S. II)
4/7/12	L	196.825–197.225	Fayetteville Regional
4/21/12	L	196.300–197.750	Duluth, Ga. (Super Six)
3/17/13	L	196.600–197.425	Los Angeles, Calif.
4/19/13	L	196.150–197.200	Los Angeles (NCAA S. II)
4/5/14	L	196.375–196.600	Fayetteville Regional
3/13/15	L	195.900–197.175	Fayetteville, Ark.
1/7/17	L	195.700–195.350	Los Angeles, Calif.
4/7/18	L	196.775–197.650	Columbus Regional
4/20/18	L	196.425–197.5625	St. Louis (NCAA S. I)

UC DAVIS (1–0)

DATE	W/L	SCORE	LOCATION
4/5/14	W	196.375–193.900	Fayetteville (NCAA Reg.)

UTAH (1–10)

DATE	W/L	SCORE	LOCATION
4/3/04	L	195.550–197.625	Tucson Regional
2/2/07	L	193.625–196.150	Salt Lake City, Utah
4/12/08	L	196.125–196.950	Minneapolis Regional
4/16/09	W	196.950–196.625	Lincoln, Neb. (NCAA S. II)
4/17/09	L	196.475–197.425	Lincoln, Neb. (Super Six)
4/21/12	L	196.300–197.375	Duluth, Ga. (Super Six)
4/19/13	L	196.150–196.200	Los Angeles (NCAA S. II)
4/5/14	L	196.375–197.300	Fayetteville Regional
4/1/17	L	197.150–196.600	Fayetteville Regional
4/20/18	L	196.425–197.1375	St. Louis (NCAA S. I)
4/5/19	L	196.800–196.175	Baton Rouge Regional

UTAH ST. (2–0)

DATE	W/L	SCORE	LOCATION
4/5/14	W	196.375–191.875	Fayetteville Regional
3/11/16	W	196.775–194.825	Fayetteville, Ark.

WASHINGTON (4–0)

DATE	W/L	SCORE	LOCATION
2/11/05	W	195.950–195.275	Seattle, Wash.
1/3/06	W	190.625–190.425	Honolulu, Hawaii
3/12/06	W	196.350–193.025	Fayetteville, Ark.
2/26/10	W	196.075–194.100	Seattle, Wash.

WEST VIRGINIA (5–3)

DATE	W/L	SCORE	LOCATION
3/7/03	L	195.150–196.800	Morgantown, WV
1/9/04	W	195.575–192.775	Fayetteville, Ark.
2/10/06	L	194.025–194.200	Gainesville, Fla.
3/9/07	W	196.250–194.300	Fayetteville, Ark.
1/11/08	W	195.250–190.300	Ann Arbor
3/4/11	W	196.525–194.925	Fayetteville, Ark.
3/10/12	L	195.125–195.675	Morgantown, WV
4/4/15	W	196.500–195.650	Morgantown Regional

WESTERN MICHIGAN (1–0)

DATE	W/L	SCORE	LOCATION
1/10/14	W	196.200–190.650	Fayetteville, Ark.

Against Opponents

OPPONENT	OVERALL	HOME	AWAY	NEUTRAL	REGULAR SEASON	POSTSEASON	LAST MEETING
ALABAMA	5-48-1	3-7-1	1-11	1-30	5-18-1	0-30	2023
Arizona	9-2	3-0	1-2	3-1	4-1	5-1	2022
Arizona St.	7-1-1	2-0	1-0	4-1-1	1-0-1	6-1	2022
AUBURN	19-25-1	7-3-1	5-6	7-15	13-10	6-14-1	2023
Boise St.	4-0	1-0	0-0	3-0	0-0	4-0	2018
Bowling Green	1-0	0-0	0-0	1-0	1-0	0-0	2009
Bridgeport	2-0	1-0	0-0	1-0	2-0	0-0	2014
BYU	4-1	0-1	0-0	4-0	1-1	3-0	2019
California	4-0	1-0	0-0	3-0	2-0	2-0	2017
CS Fullerton	1-0	0-0	0-0	1-0	1-0	0-0	2008
Centenary	6-0	3-0	0-0	3-0	6-0	0-0	2020
Central Michigan	2-0	2-0	0-0	1-0	0-0	2-0	2017
Denver	4-8	2-4	2-2	0-2	3-7	1-1	2022
FLORIDA	3-51	1-11	1-10	1-30	1-21	2-30	2023
George Washington	1-1	0-0	0-0	1-1	0-1	1-0	2019
GEORGIA	10-37-1	3-7	2-9	3-23-1	6-17	4-20-1	2023
Illinois	4-1	1-0	0-0	3-1	0-0	4-1	2015
Ill.-Chicago	5-0	2-0	1-0	2-0	3-0	2-0	2011
Illinois State	1-0	1-0	0-0	0-0	1-0	0-0	2015
Iowa	5-0	0-0	0-0	5-0	2-0	5-0	2021
Iowa State	4-1	1-0	0-0	3-1	2-0	2-1	2021
KENTUCKY	25-16	7-3	5-6	13-7	12-10	13-6	2023
Kent State	2-0	0-0	0-0	2-0	0-0	2-0	2018
Lindenwood	2-0	2-0	0-0	0-0	2-0	0-0	2019
LSU	6-44-1	2-8-1	1-11	3-25	5-19-1	1-24	2023
Maryland	3-0	1-0	1-0	1-0	2-0	1-0	2016
Michigan	1-6	1-0	0-2	0-4	0-2	1-4	2016
Michigan State	2-1	1-0	0-1	1-0	2-1	0-0	2019
Minnesota	6-5	3-1	3-1	0-3	5-3	1-2	2023
MISSOURI	17-15	5-3	3-6	9-6	8-11	9-3	2023
Nebraska	4-5	0-3	2-1	2-1	4-4	0-1	2023
New Hampshire	4-1	2-0	0-1	2-0	1-0	3-1	2015
North Carolina	1-0	0-0	0-0	1-0	1-0	0-0	2006
North Carolina State	1-0	0-0	0-0	1-0	0-0	1-0	2023
Ohio St.	4-1	2-0	1-0	1-1	2-0	2-1	2023
Oklahoma	1-22	0-6	1-5	0-11	1-13	0-9	2023
Oregon St.	6-4	1-0	1-2	4-2	2-3	4-1	2022
Penn	1-0	0-0	0-0	1-0	1-0	0-0	2009
Penn St.	2-2	1-2	1-0	0-0	2-2	0-0	2008
Pittsburgh	5-0	2-0	0-0	3-0	2-0	3-0	2010
Rutgers	2-0	0-0	0-0	2-0	0-0	2-0	2007
Sacramento St.	1-0	0-0	0-0	1-0	1-0	0-0	2006
San Jose State	1-0	1-0	0-0	0-0	1-0	0-0	2017
Seattle-Pacific	1-0	0-0	0-0	1-0	1-0	0-0	2010
Southeast Missouri	6-0	6-0	0-0	0-0	5-0	1-0	2022
Southern Utah	3-0	0-0	1-0	2-0	1-0	2-0	2009
Stanford	2-3	1-0	0-0	1-3	1-0	1-3	2023
Texas Woman's	6-0	3-0	2-0	1-0	6-0	0-0	2020
UCLA	3-14	1-4	1-5	1-5	1-7	2-87	2017
UC Davis	1-0	1-0	0-0	0-0	0-0	1-0	2014
Utah	1-10	0-2	0-1	1-7	0-1	1-9	2019
Utah State	2-0	2-0	0-0	0-0	1-0	1-0	2016
Washington	4-0	1-0	2-0	1-0	4-0	0-0	2010
West Virginia	5-3	3-0	1-2	1-1	4-3	1-0	2015
Western Michigan	1-0	1-0	0-0	0-0	1-0	0-0	2014

Honors & Awards

SEC Gymnast of the Year

Jaime Pisani	2012
Katherine Grable	2014

SEC Freshman of the Year

Amanda Wellick	2014
Paige Zaziski	2014
Sarah Shaffer	2018

SEC Coach of the Year

Mark & René Cook	2008
Mark Cook	2016
Mark Cook	2018

SEC Scholar–Athlete of the Year

Michelle Stout	2011
Bailey Lovett	2022

University of Arkansas Athlete of the Year

Casey Jo Magee, Michelle Stout	2009
Jaime Pisani	2012
Katherine Grable	2014

SEC Community Service Scholarship

Hannah McLeod	2006
---------------------	------

SEC Gymnast of the Week

Dana McQuillin	Jan. 13, 2004
Katie Hardman	March 14, 2006
Cassie Drew	March 6, 2007
Michelle Stout	Feb. 13, 2008
Casey Jo Magee	Feb. 2, 2009
Casey Jo Magee	March 17, 2009
Casey Jo Magee	March 1, 2010
Casey Jo Magee	March 8, 2010
Jaime Pisani	Feb. 7, 2011
Jaime Pisani	Feb. 28, 2011
Katherine Grable	Jan. 9, 2012
Katherine Grable	Jan. 23, 2012
Jaime Pisani	March 5, 2012
Katherine Grable	Feb. 25, 2014
Amanda Wellick	Jan. 20, 2015
Kennedy Hambrick	March 9, 2021

SEC Specialist of the Week

Kelci Lewis	Feb. 25, 2013
Sophia Carter	Jan. 20, 2018
Braie Speed	March 20, 2018
Sophia Carter	February 11, 2020
Maggie O'Hara	Jan 19, 2021

SEC Freshman of the Week

Jaime Pisani	Jan. 26, 2009
Jaime Pisani	Feb. 12, 2009
Sydney Dillard	Jan. 16, 2013
Amanda Wellick	March 11, 2014
Paige Zaziski	Jan. 27, 2015
Paige Zaziski	Feb. 17, 2015
Paige Zaziski	March 16, 2015
Jessica Yamzon	Feb. 7, 2017
Sarah Shaffer	Jan. 15, 2018
Sarah Shaffer	Feb. 2, 2018
Sarah Shaffer	March 20, 2018
Lauren Williams	Jan. 31, 2023

SEC Community Service Team

Audra Loveless	2004
Katie Hardman	2005
Audra Loveless	2006
Emily Peacock	2007
Emily Peacock	2008
Michelle Stout	2009
Jaime Pisani	2010
Amanda Siebert	2011
Kelci Lewis	2012
Kelci Lewis	2013
Heather Elswick	2014
Heather Elswick	2015
Heather Elswick	2016
Heather Elswick	2017
Braie Speed	2018
Michaela Burton	2019
Sarah Shaffer	2020
Savannah Pennese	2021
Amanda Elswick	2022
Maddie Jones	2023

NCAA South Central Coach of the Year

Mark & René Cook	2009
------------------------	------

NCAA South Central Assistant Coach of the Year

Samantha Snider	2016
Jaime Armbrust	2018
Chris Brooks, Felicia Hano	2022

NCAA South Central Administrator of the Year

Bev Lewis	2004
Bev Lewis	2006
Bev Lewis	2014
Chris Pohl	2021

NCAA South Central Gymnast of the Year

Jaime Pisani	2011
--------------------	------

NCAA Leadership Conference Participant

Hannah McLeod	2006
Michelle Stout	2008

Brandon Burlsworth Scholar–Athlete Award

Katie Hardman	2006
Emily Peacock	2008

H. Boyd McWhorter Scholar–Athlete Finalist

Hannah McLeod	2006
Emily Peacock	2008
Maggie O'Hara	2022

#1 National Rankings

Casey Jo Magee	3/1/2010 (BB)
Casey Jo Magee	3/8/2010 (BB)
Casey Jo Magee	3/22/2010 (BB)
Katherine Grable	2/27/2012 (AA)
Katherine Grable	3/5/2012 (AA)
Mariah Howdeshell	1/30/2012 (UB)
Mariah Howdeshell	1/30/2012 (UB)
Jaime Pisani	2/6/2012 (FX)
Jaime Pisani	2/13/2012 (FX)
Jaime Pisani	2/20/2012 (FX)
Jaime Pisani	2/27/2012 (FX)
Jaime Pisani	3/12/2012 (AA)
Jaime Pisani	3/19/2012 (FX)
Jaime Pisani	3/19/2012 (AA)
Jaime Pisani	3/26/2012 (FX)
Jaime Pisani	3/26/2012 (AA)
Jaime Pisani	4/2/2012 (FX)
Jaime Pisani	4/2/2012 (AA)
Katherine Grable	1/20/2014 (AA)

Academic Honors

In 2011, Arkansas became the first gymnastics program in the Southeastern Conference to earn national recognition from the NCAA as one of the top performing programs in the nation by receiving a public recognition award for its standing among the top 10 percent in the nation in multi-year Academic Progress Rate (APR). The Razorbacks were a repeat honoree in 2012 and 2018.

SEC ACADEMIC HONOR ROLL

2004

Melissa Leigh, Audra Loveless, Hannah McLeod, Dana McQuillin

2005

Rachel Barnett, Cassie Drew, Katie Hardman, Melissa Leigh, Audra Loveless, Hannah McLeod, Dana McQuillin, Kathy Thompson

2006

Rachel Barnett, Cassie Drew, Melissa Leigh, Audra Loveless, Hannah McLeod, Dana McQuillin, Emily Peacock

2007

Rachel Barnett, Samantha Cortez, Cassie Drew, Alex LaChance, Emily Peacock

2008

Samantha Cortez, Allison Daniels, Amy DeFilippo, Alex LaChance, Casey Jo Magee, Ashly McPherson, Sarah Nagashima, Emily Peacock, Michelle Stout

2009

Stacy Bartlett, Amy DeFilippo, Alex LaChance, Molly Lewis, Casey Jo Magee, Sarah Nagashima, Michelle Stout

2010

Stacy Bartlett, Amy DeFilippo, Molly Lewis, Casey Jo Magee, Sarah Nagashima, Jaime Pisani, Genny Salvatore

2011

Stacy Bartlett, Natalie Bohonsky, Kelci Lewis, Jaime Pisani, Genny Salvatore, Amanda Siebert, Michelle Stout

2012

Mariah Howdeshell, Kelci Lewis, Jaime Pisani, Shelby Salmon, Jordan Salsberg, Genny Salvatore, Amanda Siebert, Scarlett Williams, Bailee Zumwalde

2013

Amy Borsellino, Stephani Canizaro, Kelci Lewis, Shelby Salmon, Scarlett Williams, Bailee Zumwalde

2014

Stephani Canizaro, Sydnie Dillard, Heather Elswick, Erin Freier, Shelby Salmon, Scarlett Williams, Bailee Zumwalde

2015

Stephani Canizaro, Sydnie Dillard, Cailee Ellsworth, Heather Elswick, Erin Freier, Samantha Nelson, Amanda Wellick

2016

Mia Bargiacchi, Stephani Canizaro, Sydnie Dillard, Heather Elswick, Erin Freier, Samantha Nelson, Braie Speed, Amanda Wellick, Paige Zaziski

2017

Makenzie Anderson, Mia Bargiacchi, Heather Elswick, Leah MacMoyle, Samantha Nelson, Braie Speed, Amanda Wellick

2018

Mia Bargiacchi, Michaela Burton, Sydney Burton, Sydney McGlone, Kirby Rathjen, Sarah Shaffer, Braie Speed, Amanda Wellick, Jessica Yamzon

2019

Makenzie Anderson, Michaela Burton, Sophia Carter, Kailey Gillings, Sydney Laird, Sydney McGlone, Kirby Rathjen, Sarah Shaffer, Jessica Yamzon

2020

Sophia Carter, Katarina Derrick, Amanda Elswick, Kailey Gillings, Kennedy Hambrick, Sydney Laird, Bailey Lovett, Savannah Pennese, Kirby Rathjen, Sarah Shaffer, Jessica Yamzon

2021

Sophia Carter, Katarina Derrick, Amanda Elswick, Kiara Gianfagna, Kennedy Hambrick, Madison Hickey, Abigail Johnston, Sydney Laird, Bailey Lovett, Savannah Pennese, Sarah Shaffer

2022

Amanda Elswick, Kiara Gianfagna, Kennedy Hambrick, Madison Hickey, Abigail Johnston, Emma Kelley, Bailey Lovett, Maggie O'Hara, Jordan Olszewski, Savannah Pennese, Claire Rogers, Jensen Scalzo, Sarah Shaffer

2023

Kalyxta Gamiao, Kiara Gianfagna, Madison Hickey, Maddie Jones, Emma Kelley, Frankie Price, Jensen Scalzo, Makie Sedlacek, Leah Smith, Cami Weaver

SEC ACADEMIC ALL-FRESHMAN TEAM

2004

Rachel Barnett, Cassie Drew, Kathy Thompson

2005

Samantha Cortez, Emily Peacock

2006

Alex LaChance

2007

Allison Daniels, Casey Jo Magee, Ashly McPherson, Sarah Nagashima, Michelle Stout

2008

Stacy Bartlett, Molly Lewis, Kathryn Maschino

2009

Jaime Pisani, Genny Salvatore

2010

Kelci Lewis, Amanda Siebert

2011

Bailee Zumwalde

2012

Stephani Canizaro, Sammy Kolbas

2013

Sydnie Dillard, Heather Elswick

2014

Samantha Nelson, Paris Ryder, Amanda Wellick

2015

Braie Speed, Paige Zaziski

2016

Sydney McGlone

2017

Kirby Rathjen, Sarah Shaffer, Jessica Yamzon

2018

Sophia Carter, Kailey Gillings, Sydney Laird

2019

Katarina Derrick, Amanda Elswick, Kennedy Hambrick, Bailey Lovett, Savannah Pennese

2020

Kiara Gianfagna, Madison Hickey, Carissa Patton

2021

Emma Kelley, Jordan Olszewski, Gillian Rutz, Jensen Scalzo

2022

Kalyxta Gamiao, Maddie Jones, Frankie Price, Makie Sedlacek, Leah Smith, Cami Weaver

NCAA POSTGRADUATE SCHOLARSHIPS

Jaime Pisani received a scholarship from the NCAA Winter Sports, NCAA Ethnic Minority & Women's Enhancement in 2012.

NACGC/W Academic Honors

NACGC/W SCHOLAR ATHLETES

2003

Whitney Cashwell, Valerie Conroy, Brooke Lawrence, Kim Harris, Audra Loveless, Hannah McLeod, Dana McQuillin, Kylee Small

2004

Jamie Burnette, Valerie Conroy, Kim Harris, Brooke Lawrence, Melissa Leigh, Audra Loveless, Hannah McLeod, Dana McQuillin, Kathy Thompson

2005

Whitney Cashwell, Katie Hardman, Kim Harris, Brooke Lawrence, Melissa Leigh, Audra Loveless, Hannah McLeod, Dana McQuillin, Emily Peacock

2006

Rachel Barnett, Whitney Cashwell, Kim Harris, Alex LaChance, Brooke Lawrence, Audra Loveless, Hannah McLeod, Dana McQuillin, Emily Peacock

2007

Rachel Barnett, Allison Daniels, Alex LaChance, Emily Peacock, Michelle Stout

2008

Allison Daniels, Samantha Cortez, Emily Peacock, Alex LaChance

2009

Stacy Bartlett, Amy DeFilippo, Sarah Nagashima, Jaime Pisani, Genny Salvatore

2010

Natalie Bohonsky, Amy DeFilippo, Kelci Lewis, Casey Jo Magee, Sarah Nagashima, Genny Salvatore

2011

Stacy Bartlett, Natalie Bohonsky, Kelci Lewis, Jaime Pisani, Genny Salvatore, Michelle Stout, Bailee Zumwalde

2012

Kelci Lewis, Jaime Pisani, Genny Salvatore, Amanda Siebert, Bailee Zumwalde

2013

Sydney Dillard, Samantha Kolbas, Kelci Lewis, Bailee Zumwalde

2014

Emily Bates, Sydney Dillard, Cailee Ellsworth, Samantha Nelson, Paris Ryder, Bailee Zumwalde

2015

Mia Bargiacchi, Stephanie Canizaro, Sydney Dillard, Cailee Ellsworth, Heather Elswick, Erin Freier, Samantha Kolbas, Paris Ryder, Amanda Wellick, Paige Zaziski

2016

Mia Bargiacchi, Stephanie Canizaro, Sydney Dillard, Heather Elswick, Erin Freier, Sydney McGlone, Braie Speed, Amanda Wellick, Paige Zaziski

2017

Makenzie Anderson, Mia Bargiacchi, Heather Elswick, Paris Ryder, Braie Speed, Amanda Wellick

2019

Makenzie Anderson, Sophia Carter, Amanda Elswick, Kailey Gillings, Kennedy Hambrick, Sydney Laird, Bailey Lovett, Sydney McGlone, Kirby Rathjen, Jessica Yamzon

2020

Sophia Carter, Katarina Derrick, Amanda Elswick, Kiara Gianfagna, Kennedy Hambrick, Madison Hickey, Sydney Laird, Bailey Lovett, Carissa Patton, Kirby Rathjen, Claire Rogers, Jessica Yamzon

2021

Sophia Carter, Amanda Elswick, Kiara Gianfagna, Kennedy Hambrick, Abigail Johnston, Sydney Laird, Bailey Lovett, Maggie O'Hara, Jordan Olszewski, Savannah Pennese, Claire Rogers, Jensen Scalzo, Sarah Shaffer

2022

Amanda Elswick, Kalyxta Gamiao, Kiara Gianfagna, Kennedy Hambrick, Abigail Johnston, Bailey Lovett, Maggie O'Hara, Jordan Olszewski, Savannah Pennese, Claire Rogers, Jensen Scalzo, Leah Smith

YEAR-BY-YEAR ACADEMIC HONORS

Year	Scholar-Athletes	SEC Honor Roll	SEC Freshman
2003	8	NA	
2004	9	4	3
2005	9	8	2
2006	9	7	1
2007	5	5	5
2008	4	9	2
2009	5	7	2
2010	6	7	2
2011	7	7	1
2012	5	9	2
2013	4	6	2
2014	6	7	3
2015	10	7	2
2016	9	9	1
2017	6	7	3
2018	--	--	3
2019	10	9	5
2020	12	11	3
2021	13	11	-
2022	12	13	6
2023		10	

ALL-TIME GPA

Year	GPA	Rank
2003	3.43	14th
2004	3.48	10th
2005	3.51	7th
2006	3.30	26th
2007	3.36	21st
2008	3.3008	31st
2009	3.43	16th
2010	3.4369	16th
2011	3.281	N/A
2012	3.2692	27th
2013	3.1550	53rd
2014	3.2750	45th
2015	3.5460	12th
2016	3.58	13th
2017	3.32	45th
2018	3.3988	48th
2019	3.3807	50th
2020	3.5975	33rd
2021	3.691	34th
2022	3.547	50th

All-Time Roster

A		H		P	
Anderson, Makenzie	2016–18	Hambrick, Kennedy	2019–2023	Park, Priscilla	2024
B		Hardman, Katie	2003–06	Patton, Carissa	2020
Bargiacchi, Mia	2015–18	Harris, Kim	2003–05	Peacock, Emily	2005–08
Barnett, Rachel	2004–07	Hickey, Madison	2020–pres.	Pennese, Savannah	2019–2022
Bartlett, Stacy	2008–11	Howdeshell, Mariah	2009–12	Pisani, Jaime	2009–12
Bates, Emily	2014	J		Pratt, Jaime	2023–pres.
Berry, Tiffany	2003	Johnston, Abby	2021–2022	Price, Frankie	2022–pres.
Bohonsky, Natalie	2010–2011	Jones, Maddie	2022–pres.	R	
Borsellino, Amy	2010–13	K		Rathjen, Kirby	2017–2019
Buntin, Chandler	2024	Kelley, Emma	2021–pres.	Rogers, Claire	2020–21
Burnette, Jamie	2004–05	Klein, Hailey	2024	Rutz, Gillian	2021
Burton, Michaela	2017–19	Kolbas, Sammy	2012–14	Ryder, Paris	2014–15
C		L		S	
Canizaro, Stephani	2012–16	LaChance, Alex	2006–09	Salmon, Shelby	2011–14
Carter, Sophia	2018–21	Laird, Sydney	2018–2021	Salsberg, Jordan	2011–13
Cashwell, Whitney	2003	Lawrence, Brooke	2003	Salvatore, Genevieve	2009–12
Conroy, Valerie	2003	Leigh, Melissa	2003–06	Scalzo, Jensen	2021–pres.
Cortez, Samantha	2005–08	Lewis, Kelci	2010–13	Schmohl, Allison	2006
D		Lewis, Molly	2008–09	Sedlacek, Makenzie	2022–pres.
Daniels, Allison	2007–08	Linton, Sirena	2024	Shaffer, Sarah	2017–2022
DeFilippo, Amy	2007–10	Loveless, Audra	2003–06	Siebert, Amanda	2010–12
Derrick, Katarina	2019–21	Lovett, Bailey	2019–2023	Small, Kylee	2003
Dillard, Sydney	2013–16	M		Smith, Leah	2022–pres.
Drew, Cassie	2004–07	Machnik, Mallory	2005–07	Speed, Braie	2015–17
Drotar, Reese	2023–pres.	MacMoyle, Leah	2015–17	Stout, Michelle	2007–11
E		Magee, Casey Jo	2007–10	Strodel, Alyssa	2009
Elswick, Amanda	2019–2022	Maschino, Kathryn	2008	Swaney, Cally	2023–pres.
Elswick, Heather	2013–17	McGlone, Sydney	2016–19	T	
Ellsworth, Cailee	2014–15	McLeod, Hannah	2003–06	Thompson, Kathy	2004–05
Essenpries, Dakota	2024	McPherson, Ashly	2007–08	W	
F		McQuillin, Dana	2003–06	Weaver, Cami	2022–pres.
Flatley, Norah	2023	N		Wellick, Amanda	2014–17
Freier, Erin	2013–16	Nagashima, Sarah	2007–10	Williams, Lauren	2023–pres.
G		Nelson, Samantha	2014–17	Williams, Scarlett	2011–14
Gamiao, Kalyxta	2022–pres.	O		Wylie, Ellie	2018
Garner, Hailey	2017–20	O’Hara, Maggie	2021–2022	Y	
Gianfagna, Kiara	2020–2023	Olszewski, Jordan	2021	Yamzon, Jessica	2017–20
Gillings, Kailey	2018–20	Owen, Kelley	2006	York, Kathleen	2015
Glover, Keara	2013–16	Z		Z	
Gable, Katherine	2011–14	Zaziski, Paige	2015–17	Zumwalde, Bailee	2011–14
Guy, Breanne	2006–07				

By State

Alabama (2)

Jordan Olszewski Birmingham
Cami Weaver Pelham

Arkansas (4)

Ashley McPherson Springdale
Kelley Owen Pine Bluff
Amanda Siebert Springdale
Lauren Williams Rogers

Arizona (1)

Sirena Linton South Phoenix

California (3)

Amanda DeFilippo Torrance
Reese Drotar Los Gatos
Emily Bates Visalia

Florida (8)

Tiffany Berry Ocoee
Jaime Burnette New Port Richey
Breanne Guy Bradenton
Abby Johnston Parkland
Melissa Leigh Orlando
Hannah McLeod Orlando
Jensen Scalzo Fort Lauderdale
Kylee Small Gainesville

Georgia (1)

Priscilla Park Atlanta

Hawaii (1)

Kalyxta Gamiao Honolulu

Illinois (6)

Michaela Burton Downers Grove
Madison Hickey Sycamore
Hailey Klein Lake Forest
Sammy Kolbas Naperville
Makenzie Sedlacek West Chicago
Amanda Wellick Wheaton

Indiana (2)

Kiara Gianfagna Brownsburg
Shelby Salmon Noblesville

Iowa (1)

Norah Flatley Des Moines

Kansas (1)

Genevieve Salavatore Lawrence

Louisiana (2)

Mallory Machnik Monroe
Scarlett Williams Baton Rouge

Maryland (1)

Kim Harris Potomac

Massachusetts (1)

Tiffany Berry Ocoee

Michigan (2)

Erin Freier Westland
Paige Zaziski Chesterfield

Minnesota (2)

Makenzie Anderson Elk River
Bailee Zumwalde St. Cloud

Mississippi (2)

Stephani Canizaro Nesbit
Jordan Salsberg Gulfport

Missouri (3)

Sophia Carter Blue Springs
Dakota Essenpries Adrian
Claire Rogers Kansas City

Nevada (1)

Jessica Yamzon Las Vegas

New Jersey (6)

Samantha Cortez Verona
Amy Borsellino Boonton
Leah MacMoyle Hope
Dana McQuillin West Orange
Jaime Pisani Ringwood
Ellie Wylie Basking Ridge

New York (3)

Alex LaChance New Windsor
Paris Ryder Dix Hills
Michelle Stout Endwell

North Carolina (5)

Cassie Drew Raleigh
Maddie Jones Charlotte
Sydney Laird Kings Mountain
Bailey Lovett Greensboro
Cally Swaney Belmont

Ohio (2)

Sydney McGlone Dublin
Gillian Rutz South Lebanon

Oklahoma (5)

Rachel Barnett Oklahoma City
Kelci Lewis Collinsville
Audra Loveless Bridge Creek
Keara Glover Oklahoma City
Kathryn Maschino Edmond

Oregon (2)

Stacy Bartlett Tualatin
Casey Jo Magee Eugene

Pennsylvania (1)

Jaime Pratt Hanover

South Carolina (1)

Maggie O'Hara Lexington

Tennessee (3)

Mia Bargiacchi Memphis
Chandler Buntin Collierville
Hailey Garner Memphis

Texas (27)

Natalie Bohonsky Plano
Valerie Conroy Plano
Allison Daniels Kingwood
Katarina Derrick Pearland
Sydnie Dillard Fairview
Cailee Ellsworth Allen
Amanda Elswick Austin
Heather Elswick Austin
Kailey Gillings Beach City
Kennedy Hambrick Houston
Katie Hardman Buda
Mariah Howdeshell Sachse
Emma Kelley Houston
Brooke Lawrence Odessa
Lakin Legereit Liberty Hill
Molly Lewis Plano
Carissa Patton Plano
Emily Peacock San Antonio
Savannah Pennese Porter
Frankie Price Dallas
Kirby Rathjen Houston
Allison Schmohl Allen
Leah Smith Houston
Sarah Shaffer Tyler
Braie Speed San Antonio
Kathy Thompson Houston
Kathleen York Prosper

Virginia (1)

Whitney Cashwell Virginia Beach

Washington (2)

Sarah Nagashima Seattle
Alyssa Strodel Carnation

Wisconsin (1)

Katherine Grable Oshkosh