

2023-24 SCHEDULE / RESULTS

DATE	DAY	ARK RANK	OPP RANK	OPPONENT	TV	RESULT	FINAL SCORE
Nov. 6	Mon	14/14	-/-	ALCORN STATE	SEC +		7:00 pm
Fayetteville, Ark. // Bud Walton Arena - Nolan Richardson Court							
Nov. 10	Fri	-/-	-/-	GARDNER-WEBB	SEC +		7:00 pm
Fayetteville, Ark. // Bud Walton Arena - Nolan Richardson Court							
Nov. 13	Mon	-/-	-/-	OLD DOMINION	SEC +		7:00 pm
Fayetteville, Ark. // Bud Walton Arena - Nolan Richardson Court							
Nov. 17	Fri	-/-	-/-	UNC GREENSBORO	SEC +		7:00 pm
Fayetteville, Ark. // Bud Walton Arena - Nolan Richardson Court							
BAD BOY MOWERS BATTLE 4 ATLANTIS							
Nov. 22	Wed	-/-	-/-	vs Stanford	ESPN		6:30 pm
Paradise Island, Bahamas // Imperial Arena							
Nov. 23	Thurs	-/-	-/-	vs Memphis or Michigan	ESPN/U		1:30 or 6:30 pm
Paradise Island, Bahamas // Imperial Arena							
Nov. 24	Fri	-/-	-/-	TBD	ESPN		TBD
Paradise Island, Bahamas // Imperial Arena							
Nov. 29	Wed	-/-	-/-	DUKE (SEC-ACC Challenge)	ESPN		8:15 pm
Fayetteville, Ark. // Bud Walton Arena - Nolan Richardson Court							
Dec. 4	Mon	-/-	-/-	FURMAN	SEC +		7:00 pm
Fayetteville, Ark. // Bud Walton Arena - Nolan Richardson Court							
Dec. 9	Sat	-/-	-/-	vs Oklahoma	ESPN2		3:00 pm
Tulsa, Okla. // BOK Arena							
Dec. 16	Sat	-/-	-/-	vs LIPSCOMB	SEC +		5:00 pm
North Little Rock, Ark. // Simmons Bank Arena							
Dec. 21	Thurs	-/-	-/-	ABILENE CHRISTIAN	SEC Network		6:00 pm
Fayetteville, Ark. // Bud Walton Arena - Nolan Richardson Court							
Dec. 30	Sat	-/-	-/-	UNC WILMINGTON	SEC Network		6:00 pm
Fayetteville, Ark. // Bud Walton Arena - Nolan Richardson Court							
Jan. 6	Sat	-/-	-/-	AUBURN *	ESPN2		TBD
Fayetteville, Ark. // Bud Walton Arena - Nolan Richardson Court							
Jan. 10	Wed	-/-	-/-	at Georgia *	ESPN2/U		8:00 pm
Athens, Ga. // Stegeman Coliseum							
Jan. 13	Sat	-/-	-/-	at Florida *	ESPN		4:00 pm
Gainesville, Fla. // Exactech Arena at Stephen C. O'Connell Center - Billy Donovan Court							
Jan. 16	Tues	-/-	-/-	TEXAS A&M *	SEC Network		8:00 pm
Fayetteville, Ark. // Bud Walton Arena - Nolan Richardson Court							
Jan. 20	Sat	-/-	-/-	SOUTH CAROLINA *	SEC Network		Noon
Fayetteville, Ark. // Bud Walton Arena - Nolan Richardson Court							
Jan. 24	Wed	-/-	-/-	at Ole Miss *	ESPN2/U		8:00 pm
Oxford, Miss. // Sandy and John Black Pavilion at Ole Miss							
Jan. 27	Sat	-/-	-/-	KENTUCKY *	ESPN		5:00 pm
Fayetteville, Ark. // Bud Walton Arena - Nolan Richardson Court							
Jan. 31	Wed	-/-	-/-	at Missouri *	SEC Network		7:30 pm
Columbia, Mo. // Mizzou Arena							
Feb. 3	Sat	-/-	-/-	at LSU *	ESPN/2		11:00 am
Baton Rouge, La. // Pete Maravich Assembly Center - Dale Brown/Sue Gunter Court							
Feb. 10	Sat	-/-	-/-	GEORGIA *	SEC Network		5:00 pm
Fayetteville, Ark. // Bud Walton Arena - Nolan Richardson Court							
Feb. 14	Wed	-/-	-/-	TENNESSEE *	ESPN2		8:00 pm
Fayetteville, Ark. // Bud Walton Arena - Nolan Richardson Court							
Feb. 17	Sat	-/-	-/-	at Mississippi State *	ESPN/2		1:00 pm
Starkville, Miss. // Humphrey Coliseum							
Feb. 20	Tues	-/-	-/-	at Texas A&M *	ESPN		1:00 pm
Bryan-College Station, Texas // Reed Arena							
Feb. 24	Sat	-/-	-/-	MISSOURI *	ESPN/2		11:00 am
Fayetteville, Ark. // Bud Walton Arena - Nolan Richardson Court							
Feb. 27	Tues	-/-	-/-	VANDERBILT *	SEC Network		8:00 pm
Fayetteville, Ark. // Bud Walton Arena - Nolan Richardson Court							
Mar. 2	Sat	-/-	-/-	at Kentucky *	CBS		12:30 pm
Lexington, Ky. // Rupp Arena at Central Bank Center - Cawood's Court							
Mar. 6	Wed	-/-	-/-	LSU *	SEC Network		6:00 pm
Fayetteville, Ark. // Bud Walton Arena - Nolan Richardson Court							
Mar. 9	Sat	-/-	-/-	at Alabama *	ESPN		11:00 am
Tuscaloosa, Ala. // Coleman Coliseum							

SEC TOURNAMENT

Mar. 13-17	SEC TOURNAMENT
Nashville, Tenn. // Bridgestone Arena	

BAD BOY MOWERS BATTLE 4 ATLANTIS

Nov. 22-24, 2022 • Paradise Island • Bahamas

BRACKET 1:



BRACKET 2:



ARKANSAS RAZORBACKS

EXHIBITION GAME 2: ARKANSAS RAZORBACKS vs PURDUE BOILERMAKERS

Oct. 28, 2023 • Saturday • 3:00 pm (CT) • Fayetteville, Ark. • Bud Walton Arena/Nolan Richardson Court (19,200)



14/14 ARKANSAS RAZORBACKS

OVERALL SEC 0-0 0-0

Eric Musselman (San Diego '87)
at UA: 95-42 (5th yr)

Collegiate: 205-76 (9th yr)



3/2 PURDUE BOILERMAKERS

OVERALL BIG 10 0-0 0-0

Matt Painter (Purdue '93)
at Purdue: 413-198 (191th yr)

Career: 438-203 (20th yr)

Charity Component for the Game

- All proceeds from the game will go to Arkansas 211, a program of the United Way, to assist with relief efforts from the tornadoes that affected Arkansas this past spring.

Razorbacks vs Purdue

- This will unofficially be the third time Arkansas and Purdue have met. The two programs split the first two meetings.
- The Boilermakers won the initial meeting, 57-51, at the 1939 Sugar Bowl Classic in New Orleans.
- In the "most recent" meeting – a second round matchup in the 1983 NCAA Tournament in Tampa – 9th-ranked Arkansas won, 78-68. Alvin Robertson had 26 points and eight steals, setting a school record for steals in an NCAA game. Darrell Walker added 23 points and Joe Kleine had 12.

Possible Purdue Rematch Thanksgiving 2024

- Sports San Diego officials announced on Tuesday that the field for the 2024 Rady Children's Invitational will include the **ARKANSAS RAZORBACKS**, **BYU Cougars**, **Notre Dame Fighting Irish** and the **PURDUE BOILERMAKERS**. The second annual tournament will take place Nov. 28-29 inside LionTree Arena on the campus of UC San Diego.

Bud Walton Sold Out ... Again and Again and Again

- For the third consecutive year, season tickets for Arkansas men's basketball sold out prior to a game being played. In fact, the 2023-24 season was officially sold out on July 27.

For What It's Worth

- For the second-straight year, a ranked Arkansas team will face a ranked opponent in a charity exhibition game.
- Last year, then #12 Texas Longhorns out-scored then #10 Arkansas 25-5 to open the second half and cruised to a 90-60 victory. It was the first game played in Texas' new Moody Center.
- This year, #14 Arkansas will host #3/2 Purdue in a charity exhibition game. Proceeds from the game will go to Arkansas 211, a program of the United Way, to assist with relief efforts from the tornadoes that affected Arkansas this past spring.
- While it's not an official game, here are Arkansas' records when:

Playing #2 AP team	6-9 Overall	5-2 H	0-6 A	1-1 N
Playing as #14 AP team	29-5 Overall	13-0 H	8-2 A	8-3 N
Ranked ARK vs Ranked Opp	48-50 Overall	18-4 H	4-16 A	26-30 N

Recapping Exhibition Win over UT Tyler

(BOX SCORE ON FINAL PAGE OF THESE NOTES)

- Khalif Battle scored a game-high 14 points - 12 in the second half - and #14 Arkansas cruised to a 92-39 exhibition win over UT Tyler Friday at Bud Walton Arena.
- The Razorbacks ran out to a 20-4 lead and never looked back. Arkansas also used an 11-0 run early in the second half to put the game away.
- Arkansas was 11-of-34 from 3-point range as Joseph Pinion and Jeremiah Davenport each made three and Battle added two. UT Tyler was just 1-of-20 from 3-point range and committed 20 turnovers.
- Other highlights include:

El Ellis	9 pts	4 assists	4 steals	0 TO
Davonte Davis	9 pts	7 rebs	3 assists	2 steals
Tramon Mark	10 pts	4 rebs		
Jeremiah Davenport	13 pts	2-2 3PT		
Joseph Pinion	9 pts	3-7 3PT		

TV: SEC NETWORK PLUS

Josh Haley (PxP)
Manuale Watkins (Analyst)

RADIO: Learfield Razorback Sports Network
Chuck Barrett (PxP)
Matt Zimmerman (Analyst)
Arkansas Gameday App

SATELLITE RADIO:

--

MORE: [Arkansas Live Stats](#) • [Arkansas Media Guide](#)

VS PURDUE:

OVERALL (ARK-OPP) 1-1
Home: (ARK-OPP) 0-0
Away: (ARK-OPP) 0-0
Neutral: (ARK-OPP) 1-1

ALL-TIME MEETINGS:

12/28/39 L 57-51 N #
03/19/83 9- W 78-68 N #

* - Sugar Bowl Classic (Municipal Auditorium)
- NCAA 2nd Rd (Sun Dome) on CBS

'22-23 NCAA STAT COMPARISON

74.1	119th	Scoring Off.	72.7	149th
67.9	113th	Scoring Def.	62.7	21st
+6.1	77th	Scoring Margin	+9.9	23rd
.466	60th	F6%	.457	103rd
.424	94th	F6% Def.	.416	59th
.313	315th	3PT%	.322	281st
5.0	342nd	3PT Made/Gm	6.8	236th
.311	40th	3PT% Def.	.314	52nd
22.5	17th	FTA/Gm	20.6	59th
15.7	30th	FT Made/Gm	15.3	37th
.698	247th	FT%	.744	68th
35.3	146th	Reb./Gm	38.7	20th
+2.3	110th	Reb. Margin	+9.9	23rd
1.01	208th	A/T0 Ratio	1.40	26th
12.8	192nd	Assists/Gm	15.5	32nd
+1.7	68th	TO Margin	-1.1	274th
14.4	56th	TO Forced	9.9	337th
12.7	212th	TO/Gm	11.1	49th
19.3	326th	Fouls/Gm	13.7	7th
5.1	14th	Blocks/Gm	3.7	108th
8.4	28th	Steals/Gm	4.7	328th

ABOUT ARKANSAS

Location: Fayetteville, Ark.
Enrollment: 32,140
Founded: 1871
Colors: Cardinal (PMS 201) and White
Nickname: Razorbacks
Conference: Southeastern (SEC)
Chancellor: Dr. Charles F. Robinson (Houston '87)
System Pres: Dr. Donald R. Bobbitt (Arkansas '80)
Vice Chancellor/AD: Hunter Yurachek (Guilford '90)
Faculty Rep.: Paul Adams (LSU '92)
MBB Admin: Clayton Hamilton (Arkansas '94)
Arena (Capacity): Bud Walton Arena (19,200)

THE RAZORBACKS

THE RAZORBACKS								Wing Span	Standing Reach	MAX Vertical	
No.	Name	Pos.	Yr.	Ht.	Wt.	Hometown	High School / Previous School				
0	Khalif Battle	KAY-lif	G	Grad. Sr. (2)	6-5	185	Hillside, N.J.	Trenton Catholic / Temple	6' 4.5"	8' 0"	39.0"
1	Keyon Menifield Jr.	# Men-EE-field	G	So. (3)	6-1	150	Flint, Mich.	PHHoenix Prep (Ariz.) / Washington	6' 5.5"	8' 0.5"	41.5"
2	Trevon Brazile	Trev-In "Brazil"	F	R-So. (3)	6-10	220	Springfield, Mo.	Kickapoo HS / Missouri	7' 2.5"	9' 0"	42.5"
3	El Ellis		G	Grad. Sr. (1)	6-3	180	Durham, N.C.	Quality Education Academy / Louisville	6' 4"	8' 0.5"	37.5"
4	Davonte "Devo" Davis		G	Sr. (2)	6-4	185	Jacksonville, Ark.	Jacksonville HS	6' 7"	8' 2"	36.5"
5	Joseph Pinion	PIN-yun	G	Fr. (4)	6-5	190	Morrilton, Ark.	Morrilton HS	6' 6.5"	8' 3.5"	39.0"
6	Layden Blocker		G	Fr. (4)	6-2	175	Little Rock, Ark.	Sunrise (Kan.) Christian Academy	6' 5.5"	8' 1"	45.0"
7	Denijay Harris	Duh-nah-SHAY	F	Grad. Sr. (1)	6-7	200	Columbus, Miss.	Columbus HS / Southern Miss	6' 11.5"	8' 7.5"	40.5"
8	Chandler Lawson		F	Grad. Sr. (1)	6-8	210	Memphis, Tenn.	Woodside HS / Memphis	7' 7"	9' 4"	28.5"
10	Baye Fall	"BAY"	F	Fr. (4)	6-11	200	Dakar, Senegal	Accelerated Schools (Denver)	7' 5"	9' 4"	34.5"
11	Jalen Graham		F	5th-Yr Sr. (1)	6-10	220	Phoenix, Ariz.	Mountain Pointe HS / Arizona State	7' 2.5"	9' 0"	36.5"
12	Tramon Mark	Truh-Mon	G	Jr. (3)	6-6	185	Dickinson, Texas	Dickinson HS / Houston	6' 8"	8' 6"	36.0"
15	Makhi Mitchell	Ma-Ki	F/C	Sr. (2)	6-10	240	Washington, D.C.	Woodrow Wilson HS / Rhode Island	7' 4"	9' 0"	38.5"
21	Cade Arbogast		G	Grad. Sr. (1)	6-3	175	Concord, Calif.	De La Salle HS / Lane (Ore.) CC	6' 2.5"	8' 0"	29.0"
24	Jeremiah Davenport		G	Grad. Sr. (1)	6-6	215	Cincinnati, Ohio	Hargrave (Va.) Military Acad. / Cincinnati	6' 9.5"	8' 8"	36.0"
45	Lawson Blake		F	Jr. (2)	6-10	240	Fayetteville, Ark.	Fayetteville HS / Link Year (Mo.) Prep	6' 6.5"	8' 8.5"	31.0"

() - Number in parenthesis indicates total years of eligibility remaining including this season

- scheduled redshirt the 2023-24 season

Head Coach: Eric Musselman (San Diego, 1987)

Assistant Coach: Anthony Ruta (Arizona State, 2012) • *pronounced R00-tah*

Assistant Coach: Keith Smart (Indiana, 1995)

Assistant Coach: Michael Musselman (San Diego, 2018)

Assistant Coach: Todd Lee (South Dakota, 1986)

Assistant Coach: Ronnie Brewer Jr. (Arkansas, 2015)

Director of Internal Operations: Riley Hall (Arkansas, 2016)

Graduate Assistants: Alec Kagan • Jackson Lee • Matthew Musselman • Tony Hall • Austin Howard • Reid Roberts • Jonathan Steelman • Joey White

Assistant Dir. of Recruiting & Scouting: Blake Wetherington (Murray State, 2017)

Assistant Director for Basketball Operations: Caleb Cline (South Dakota, 2020)

Special Assistant to the Head Coach: Tommy Abdenour (Utah, 2012)

Coordinator of Creative Content: Ryan Witthoff (Florida State, 2022)

Senior Advisor to the Head Coach: Matt White (Boston Univ., 1993)

Head Athletic Trainer: Matt Townsend (Idaho, 2017)

Head Strength Coach: Dave Richardson (Louisiana-Monroe, 1989)



#0 Khalif BATTLE
ARK: Food, Nutrition & Health • Temple
'23: Adult & Organizational Devel.



#1 Keyon MENIFIELD Jr.
Communications



#2 Trevon BRAZILE
Communications



#3 El ELLIS
ARK: Arts & Sciences
Louisville '23: Sport Management



#4 Davonte "Devo" DAVIS
Recreation & Sport Management



#5 Joseph PINION
Arts & Sciences



#6 Layden BLOCKER
Arts & Sciences



#7 Denijay HARRIS
ARK: Arts & Sciences
Southern Miss '23: Liberal Studies



#8 Chandler LAWSON
ARK: Educational Studies • Memphis
'23: Interdisciplinary Studies



#10 Baye FALL
Arts & Sciences



#11 Jalen GRAHAM
Sociology



#12 Tramon MARK
Sociology



#15 Makhi MITCHELL
Sociology



#21 Cade ARBOGAST
2nd Degree: Arts & Sciences
ARK '23: Communications



#24 Jeremiah DAVENPORT
ARK: Arts & Sciences • Cincy '23:
Interdisciplinary Studies



#45 Lawson BLAKE
Exercise Sciences



Eric MUSSELMAN
Head Coach



Anthony RUTA
Assistant Coach



Keith SMART
Assistant Coach



Michael MUSSELMAN
Assistant Coach



Todd LEE
Assistant Coach



Ronnie BREWER Jr.
Assistant Coach



Riley HALL
Dir. of Internal Ops



Blake WETHERINGTON
Asst Dir. Scouting/Recruiting



Caleb CLINE
Asst Dir. of Ops



Tommy ABDENOUR
Special Asst. to the Head Coach



Ryan WITTHOFF
Coord. of Creative Content



Matt WHITE
Senior Advisor to Head Coach



Suits and Sneakers Gala NWA 2023

• Under the direction of Danyelle Musselman and a goal of \$600,00, the **MEN'S BASKETBALL PROGRAM HELPED RAISE \$835,00** for the American Cancer Society on Oct. 13, 2023.

• It was the third-straight year the Musselmans chaired the event.
• Danyelle Musselman said, "Like so many people, my family has been affected by cancer," Musselman said. "My mom is a breast cancer survivor, and honestly, over the years, it is least a person a year."

• On Jan. 23, 2023, **Danyelle Musselman**, was presented the **St. George Award** by the American Cancer Society for her work as a philanthropic leader in the community and for helping raise over one million dollars with the Suits and Sneakers campaign. The St. George Award is one of the highest volunteer honors of the American Cancer Society.

Most Wins Among SEC/NCAA Since Muss Arrival

• Since Eric Musselman's arrival, Arkansas leads the SEC in overall wins (95), overall home wins (60) and third SEC home wins (27) while ranking 11th in the NCAA in overall wins (95).

OVERALL WINS	SEC ONLY WINS	OVERALL HOME WINS	SEC HOME WINS	MOST WINS NCAA SINCE MUSS @ ARK
ARK 95	BAMA 49	ARK 60	BAMA 29	Gonzaga 121
BAMA 92	UK 49	TENN 54	AUB 28	Houston 116
AUB 87	AUB 44	AUB 54	ARK 27	Kansas 111
TENN 87	TENN 44	UK 53	UK 27	San Diego State 108
UK 81	ARK 41	LSU 51	TENN 27	Baylor 104
MS ST 77	FLA 38	BAMA 50	LSU 24	Liberty 102
LSU 76	A&M 36	MS ST 49	MS ST 23	Arizona 99
A&M 76	MS ST 35	A&M 48	FLA 23	UCLA 99
FLA 70	LSU 34	MIZ 44	A&M 20	Belmont 98
Arkansas, Houston, Gonzaga and UCLA are the only four teams to reach the NCAA Sweet 16 in each of the last three seasons				Duke 97
				ARKANSAS 95
				Southern Cal 95

Arkansas Preseason 14th in AP and Coaches Polls

- For the third consecutive season, the Arkansas men's basketball program will open the season as a top 20 team. The Razorbacks were picked 14th in the 2023-24 Associated Press preseason poll and the USA Today/ESPN Coaches Poll.
- Kansas, which lost to Arkansas as the top seed in the second round of last year's NCAA Tournament, is preseason #1 followed by #2 Duke, who Arkansas will host on Nov. 29, and #3 Purdue, who Arkansas will host in a charity exhibition game on Oct. 28.
- Other Razorback opponents in the AP preseason poll include #9 Tennessee, #15 Texas A&M, #16 Kentucky and #24 Alabama while Auburn, Mississippi State, Missouri and Florida received votes. Potential opponents at this year's Battle 4 Atlantis in the poll include #19 North Carolina and #22 Villanova with Memphis receiving votes.
- This is the first time since the mid 90's (1993-94 to 1996-97) that Arkansas has landed inside the AP preseason top 25 for at least three consecutive years and just the fourth time in program history (along with 1989-90 to 1991-92 and 1980-81 to 1984-85).

Arkansas Picked 3rd in SEC; Brazile and Davis Honored

- The Arkansas men's basketball program was predicted to finish third in the Southeastern Conference while **Trevon Brazile (first team)** and **Davonte Davis (second team)** were named preseason All-SEC by a select panel of both SEC and national media members.
- Team points were compiled on a 14-13-12-11-10-9-8-7-6-5-4-3-2-1 basis. Each media member also voted for a five-player All-SEC Team. Ties were not broken.
- Brazile was voted to the first team despite playing just nine games last season before suffering a season-ending knee injury. He averaged 11.8 points, 6.0 rebounds and was the team's leading 3-point shooter at 37.9 percent (11-of-29). In his eight-plus games played, Brazile led the team in rebounding five times and blocked shots four times. He recorded his first two career double-doubles with 21 pts and 12 rebs vs North Dakota State and 13 pts and 10 rebs vs South Dakota State. At the Maui Invitational, Brazile led Arkansas to an overtime win over San Diego State by scoring 20 points and grabbing nine rebounds. He scored 18 of his 20 after halftime, including 16 in the second half (4-of-7 FG • 3-of-4 3PT • 5-of-6 FT) and tied his career high with two steals, one coming with Arkansas down two with seven seconds left to set-up the game-tying basket. In his final full game played, Brazile scored 23 points in a win over San Jose State, making 8-of-9 shots from the field.
- Davis picks up his second career preseason second team All-SEC honor. The Jacksonville native was also tabbed second team All-SEC prior to the 2021-22 season. Davis is the only Razorback to play in Arkansas' back-to-back-to-back Sweet 16 runs. **He is coming off an impressive junior year that saw him earn SEC All-Defensive Team honors** and saw him score 25 points to help the Razorbacks defeat #1 seed Kansas in last year's NCAA Tournament. Davis finished the year averaging 10.9 points and 4.4 rebounds while leading the team in 3-point shooting (34.6% - 47 makes) and ranking second on the team in assists (87) and steals (48). Davis is just 59 points from 1,000 for his career. In fact, he is just the ninth Razorback to reach 900+ points, 400+ rebounds, 200+ assists and 100+ steals in a Razorback uniform.

Razorbacks Coming Off 3rd Straight Sweet 16

- For the third consecutive season, Arkansas reached the NCAA Sweet 16, including a pair of Elite 8 finishes.
- Arkansas, Houston, Gonzaga and UCLA are the only four schools to reach the Sweet 16 in each of the last three years.
- It was the Hogs 14th Sweet 16.
- It was the first time Arkansas has made three straight Sweet 16 appearances since earning three straight in 1994 (national champion), 1995 (national runner-up) and 1996 (Sweet 16).
- Arkansas' eight wins in the NCAA Tournament over the past three seasons were more NCAA wins than the program had experienced in the previous 25 seasons combined (7 dating back to 1996).

3rd Straight Year Versus #1

- For the third straight year, Arkansas faced a #1 seed in the NCAA Tourney.
^ 2021: Lost to #1 seed Baylor in the Elite 8.

ARK IN EXHIBITIONS:

OVERALL ... (ARK-OPP)	72-10
Home: ... (ARK-OPP)	64-9
Away: ... (ARK-OPP)	1-1
Neutral: ... (ARK-OPP)	7-0
Streak:	Won - 1
10/20/2023	UT Tyler W 92-39
10/29/2022	at #12 Texas L 60-90
10/24/2022	Rogers State W 83-49
10/30/2021	North Texas W 68-60
10/24/2021	East Central W 77-74
10/25/2019	Southwestern Oklahoma St. W 78-51
10/20/2019	Little Rock W 79-64
11/2/2018	Southwest Baptist W 100-63
10/26/2018	Tusculum W 96-45
11/3/2017	Missouri Western W 88-74
10/27/2017	Central Oklahoma W 78-66
11/4/2016	Emporia St. W 94-44
10/28/2016	Central Missouri W 87-60
11/10/2015	Delta St. W 74-40
11/5/2015	Southwestern Oklahoma St. W 103-58
11/13/2014	Pittsburg St. W 89-66
11/7/2014	Central Oklahoma W 110-74
11/5/2013	Northeastern St. W 81-54
11/1/2013	Missouri Southern W 99-82
11/5/2012	LeMoyne-Owen W 111-45
11/2/2012	Southwest Baptist W 106-78
11/8/2011	Christian Brothers W 76-54
11/4/2011	Texas A&M-Commerce W 97-80
11/11/2010	Victory W 109-74
11/6/2010	Lemoyne-Owen W 101-60
11/5/2009	LeMoyne-Owen W 102-69
11/2/2009	Dillard W 77-59
11/6/2008	Dillard W 108-80
11/3/2008	Campbellsville W 103-58
11/6/2007	Campbellsville W 96-56
11/2/2007	West Florida W 117-43
10/31/2006	Xavier-New Orleans W 82-49
11/6/2006	California University W 75-68
11/4/2005	Southwest Baptist W 86-49
11/12/2005	LSU-Shreveport W 120-79
11/6/2004	Texas A&M-Commerce W 72-47
11/12/2004	Abilene Christian W 90-56
11/14/2003	EA Sports Midwest All-Stars L 71-76
11/8/2003	Northwest Sports Tours W 84-77
11/16/2002	Midwest All-Stars W 71-47
11/6/2002	Athletes in Action W 77-73
11/9/2001	Team Ezybonds W 107-48
11/6/2001	EA Sports L 84-87
11/12/2000	London Leopards W 81-73
11/7/2000	EA Sports/California All Stars W 112-87
11/18/1999	EA Sports All-Stars W 100-68
11/12/1999	Vasda USA Stars W 114-86
11/12/1998	Philippine National Team W 99-81
11/9/1998	Converse All-Stars W 97-83
11/12/1997	Converse All-Stars W 108-88
11/4/1997	Around World All Stars W 106-76
11/17/1996	North Melbourne W 106-77
11/12/1996	Converse All-Stars W 101-94
11/8/1995	Converse All-Stars W 115-92
11/4/1995	Melbourne Magic W 90-87
11/19/1994	Dutch Nationals W 113-75
11/15/1994	Arkansas Express W 93-76
11/23/1993	Latvia W 98-84
11/20/1993	Arkansas Express W 103-86
11/28/1992	Australia Gold Coast W 98-73
11/20/1992	Arkansas Express W 86-76
11/20/1991	German Nationals (LR) W 103-85
11/18/1991	Arkansas Express W 86-82 OT
11/11/1990	Czechoslovakia (LR) W 110-52
11/8/1990	Arkansas Express W 82-69
11/21/1989	Arkansas Express W 108-74
11/17/1989	Polish Nationals (LR) W 116-55
11/23/1988	Arkansas Express W 109-85
11/19/1988	Yugoslavian Nationals (LR) W 116-86
11/21/1987	Italian National Team L 70-84
11/12/1986	Poland National Team W 85-71
11/21/1985	Athletes in Action L 72-91
11/16/1984	Spirit Express L 69-75 OT
11/18/1983	Czechoslovakia National (LR) W 82-60
11/19/1982	Yugoslavian National (LR) W 81-74
11/25/1981	Athletes in Action (Anaheim, CA) W 76-74 OT
12/9/1980	Athletes in Action W 67-50
11/22/1980	Poland National Team W 78-58
12/10/1979	Athletes in Action W 68-67 OT
12/9/1978	Athletes in Action L 68-75
11/21/1978	Russian Nationals L 79-81 2OT
11/23/1977	Russian National Team L 64-71
11/10/1976	Brazilian Nationals (PB) W 97-69
11/30/1975	Athletes in Action L 77-85
1/18/1975	Athletes in Action W 73-65
12/22/1956	Fort Chaffee All Stars W 93-81

PLAYER MISCELLANEOUS STATS

LED HIS TEAM IN SCORING (INCLUDES TIES)

Player	19-20	20-21	21-22	22-23	23-24	Career
Battle	0	5	6 *	15		26
Brazile	-	-	0	2 *		2
Davenport	0	7	12	5		24
Davis		3	1	8		12
Ellis	JC	JC	5	21		26
Graham	0	0	3	4		7
Harris	RS	0	0	2		2
Mark	-	0	2	4		6
Mitchell	0	0	4	0		4

LED HIS TEAM IN REBOUNDING (INCLUDES TIES)

Player	19-20	20-21	21-22	22-23	23-24	Career
Battle	0	4	1 *	5		10
Brazile	-	-	7	5 *		12
Davenport	0	3	10	11		24
Davis	-	2	0	5		7
Ellis	JC	JC	0	0		0
Graham	0	6	8	2		16
Harris	RS	3	0	10		13
Lawson	4	0	0	5		9
Mark	-	1	0	1		2
Mitchell	0	2	15	12		29

LED HIS TEAM IN ASSISTS (INCLUDES TIES)

Player	19-20	20-21	21-22	22-23	23-24	Career
Battle	1	3	0	4		8
Brazile	-	-	0	0		0
Davenport	0	2	2	5		9
Davis	-	6	10	8		24
Ellis	JC	JC	3	30		33
Graham	0	0	3	1		4
Harris	RS	0	1	0		1
Lawson	2	0	0	1		3
Mark	-	1	1	2		4
Mitchell	0	0	5	3		8

DOUBLE-FIGURE SCORING GAMES

Player	19-20	20-21	21-22	22-23	23-24	Career
Battle	2	8	6 *	23		39
Brazile	-	-	4	6 *		10
Davenport	0	12	23	13		48
Davis	-	14	13	19		46
Ellis	-	-	13	28		41
Graham	1	9	15	6		31
Harris	RS	1	3	14		17
Lawson	1	1	0	3		5
Mark	-	10	2	20		32
Mitchell	1	1	19	10		32
Pinion	-	-	-	3		3

DOUBLE FIGURE REBOUNDING GAMES

Player	19-20	20-21	21-22	22-23	23-24	Career
Battle	0	3	0 *	0		3
Brazile	-	-	1	2 *		3
Davenport	0	1	3	0		4
Davis	-	0	0	3		3
Graham	0	3	1	0		4
Harris	RS	3	0	3		6
Lawson	1	0	0	1		2
Mitchell	0	1	10	3		14

DOUBLE FIGURE ASSISTS GAMES

Player	19-20	20-21	21-22	22-23	23-24	Career
Ellis	JC	JC	0	1		1

DOUBLE-DOUBLES

Player	19-20	20-21	21-22	22-23	23-24	Career
Battle	0	3	0 *	0		3
Brazile	-	-	0	2 *		2
Davenport	0	1	3	0		4
Davis	-	0	0	2		2
Ellis	JC	JC	0	1		1
Graham	0	3	1	0		4
Harris	RS	0	0	3		3
Lawson	1	0	0	0		1
Mitchell	0	1	7	2		10

TRIPLE-DOUBLES

Player	19-20	20-21	21-22	22-23	23-24	Career
--						

^ 2022: Beat #1 seed Gonzaga in the Sweet 16.

^ 2033: Beat #1 seed Kansas in the 2nd round.

- The last program to beat #1 seeds in back to back years was Butler in 2010 and '11. Ironically, Butler, like Arkansas in 2023, was a #8 seed in 2011.
- Arkansas is the fourth team EVER to defeat the #1 seed in their region in back-to-back NCAA Tournaments (CBSSportsCBB), joining Duke (1988-90); UCLA (2006-07) and Butler (2010-11).
- Last year, Arkansas became the first team to ever beat an AP #1 team in the regular season (vs Auburn on Feb 8) and defeat the AP #1 (overall #1 seed Gonzaga) in the NCAA Tournament (ESPN Stats). Also, no men's college basketball team had beaten two different No. 1 teams from the AP poll in the same season since 1992-93 when Georgia Tech beat Duke and North Carolina in the same season (both were regular-season games).

Passports Needed Again in 2023-24

- Last year, Arkansas racked up the frequent flier miles, playing in Spain and Italy in the summer then traveling to Hawaii for the Maui Invitational in late November.
- The Razorbacks will once again need their passports this year as Arkansas will play in the Bad Boy Mowers Battle 4 Atlantis over the Thanksgiving holiday (Nov. 22-24).
- This will be Arkansas' first time playing in the Battle 4 Atlantis and in the Bahamas.
- The field includes Memphis, Michigan, North Carolina, Northern Iowa, Stanford, Texas Tech and Villanova.

vs Memphis ARK Leads 11-10

vs Michigan ARK trails 3-4

vs North Carolina ARK trails 3-7

vs Northern Iowa ARK leads 1-0

vs Stanford ARK trails 0-2

vs Texas Tech Series tied 40-40

vs Villanova ARK trails 0-3

^ Arkansas lost to Villanova in the 1998 Top of the World championship, 76-63.

IN "TRUE" THANKSGIVING TOURNEYS (24-15)

- Arkansas is 24-15 in "true" Thanksgiving Tournaments. By true, I mean all the games, or the at least half of the games, were played at a true neutral site and the record only reflects those games played on true neutral sites.

• Nov. 28-30, 1980 Great Alaska Shootout 2-1 (W,W,L)

• Nov. 25-27, 1983 Great Alaska Shootout 2-1 (W,W,L)

• Nov. 25-27, 1991 Maui Classic 2-1 (W,W,L)

• Nov. 20-22, 1998 Top of the World Classic 2-1 (W,W,L)

• Nov. 26-28, 1999 Big Island Invitational 2-1 (W,L,W)

• Nov. 19-21, 2004 Paradise Jam 3-0 (W,W,W)

• Nov. 21-23, 2005 Maui Invitational 1-2 (L,W,L)

• Nov. 23-26, 2006 Old Spice Classic 3-0 (W,W,W)

• Nov. 23-24, 2012 Las Vegas Invitational 0-2 (L,L)

• Nov. 25-27, 2013 Maui Invitational 1-2 (L,W,L)

• Nov. 26-27, 2015 NIT Tip-Off 0-2 (L,L)

• Nov. 23-26, 2017 PK80 Phil Knight Invit. 2-1 (W,L,W)

• Nov. 22-23, 2021 Hall of Fame Classic 2-0 (W,W)

• Nov. 21-23, 2022 Maui Invitational 2-1, (W,L,W)

HOGS IN THE CARIBBEAN (6-3)

• 1997 Puerto Rico Classic (Puerto Rico) 1-2 (L,L,W)

• 2004 Paradise Jam (US Virgin Islands) 3-0 (W,W,W)

• 2007 O'Reilly's/ESPN Tip-Off (Puerto Rico) 2-1 (W,L,W)

Hogs vs Duke in Inaugural SEC/ACC Challenge

- In what will be a rematch of the 2022 NCAA Elite 8 and the 1994 National Championship, Arkansas will host Duke as part of the inaugural ACC/SEC Challenge. The game will be played Nov. 29 (Wednesday) and tipoff is set for 8:15 pm (CT). Television network designations will be announced at a later date.
- Arkansas and Duke have met on four previous occasions - all on neutral courts and in all four both teams were nationally ranked. The series is tied, 2-2.
- The last time the Razorbacks and Blue Devils met was the 2022 NCAA Elite 8 in San Francisco, a game Duke won 78-69. Prior to that, Arkansas defeated Duke, 76-72, to win the 1994 NCAA Championship in Charlotte.
- The first meeting between the schools was in the 1990 NCAA Final Four. The Blue Devils won that initial match-up, 97-83. Eight months later (Nov. 21, 1990), Arkansas beat Duke, 98-88, at New York's Madison Square Garden in the Preseason NIT semifinals.
- In the previous nine years, Arkansas participated in the SEC/Big 12 Challenge. The Razorbacks were 4-5 in those games, going 4-0 in Bud Walton Arena.

Razorbacks Return to Tulsa

- Arkansas will have its own SEC/Big 12 Challenge when the Razorbacks play the third game of the neutral-site series versus the Oklahoma Sooners - dubbed the Crimson and Cardinal Classic - on Dec. 9 at the BOK Center in Tulsa, Okla.
- The Sooners won the in meeting, 88-66, and Arkansas prevailed last season, 88-78.
- The overall Arkansas and Oklahoma series includes 30 games dating back to the 1938-39 season. Arkansas owns a 17-13 advantage in the series, including a 6-1 record when the teams play on a neutral court. The teams' only meetings in Tulsa have come as part of this recent series.

ARKANSAS IN TULSA

- Arkansas is 11-18 all-time in in the city of Tulsa and 1-1 in Tulsa's BOK Center with two games versus Oklahoma the past two years.
- OTHER TIMES ARKANSAS HAS PLAYED I TULSA:
 - ^ Is 9-15 all-time at the University of Tulsa.
 - ^ Is 1-2 all-time at Oral Roberts.
 - ^ Is 1-0 vs Oklahoma State at Tulsa's Mabee Center.

* - Indicates played in some games but redshirted that season

Davis Nearing Three Milestones

- Davonte Davis is **59 points shy of 1,000 for his career.**
- He has scored 941 points in 102 career games.
- He will be the 46th player to score 1,000 points in a Razorback uniform and the third in the Eric Musselman era, joining Mason Jones (1,146 points) and JD Notae (1,070 points).
- Davis has played **102 career games and is 29 games shy of entering the Razorback top 10** for game played. The record for games played is 139 by Lee Mayberry.
- Davis is **50 assists shy of entering the Razorback top 10.** He has 253 for his career and has averaged 84 assists per year his first three seasons.

Davis Closes Last Season on 3-Point Barrage

- Devo Davis was one of the SEC top 3-point shooters over the final 21 games. Consider his 3-point success.
- **His first 81 career games:**
29-of-126 (.230) 8.3 ppg 2+ 3's in a Gm: 10x
- **His last 21 games:**
40-of-97 (.412) 12.9 ppg 2+ 3's in a Gm: 12x

Transfers On the Lookout for Milestones

- **Khalif Battle** 129 pts for 1,000
 - **El Ellis** 157 pts for 1,000
- NOTE: Jeremiah Davenport** scored his 1,000th career point during the 2022-23 season. In four seasons at Cincinnati, Davenport has scored 1,060 points.

Brazile Will Be Back

- Trevon Brazile will be back for the 2023-24 season. He suffered a season-ending knee injury during the Razorbacks' ninth game of the year (first half of the UNC Greensboro game).
- While he came off the bench on all nine games he played, Brazile was making national waves as a potential NBA first-round pick for his play through eight games.
- He averaged 11.8 points and 6.0 rebounds with 11 blocked shots in nine games. He led the team in 3-point shooting (.481).

Much Too Early Mock NBA Draft for 2024

- **Trevon Brazile**
#4 overall • #4 college player NBADraft.net
#24 overall • #16 college player NBADraftRoom.com
#24 overall • #18 college player USAToday.com
#26 overall • #37 college player SI.com

Stats Lost.

- Gone is:
 - ^ Consensus All-SEC pick Ricky Council IV: Team's leading scorer (#5 SEC) at 16.1 ppg & ranked 3rd in the NCAA in minutes played (34:08).
 - ^ NBA Lottery pick Anthony Black who led the SEC in minutes (34:51) while ranking among the SEC top five in both steals and assists. In fact, he was the only player to rank among the SEC top 25 in points, rebounds, assists, steals and blocked shots.
- NBA first-round pick Nick Smith Jr.: Ranked third on the team in scoring.
- NBA second-round pick Jordan Walsh: 1 of 3 Razorbacks to play all 36 games.
- Of the **eight players not returning**, Arkansas:
 - ^ Lost 1,698 pts 63.7%
 - ^ Lost 676 rebs 53.1%
 - ^ Lost 310 assists 67.1%
 - ^ Lost 103 blocked shots 55.6%
 - ^ Lost 196 steals 64.9%

HOWEVER, if you add **FIVE RAZORBACK RETURNING PLAYERS** – Davonte Davis, Trevon Brazile, Makhi Mitchell, Jalen Graham and Joseph Pinion – with the **SIX TRANSFERS** – Khalif Battle, El Ellis, Tramon Mark, Jeremiah Davenport, Denijay Harris and Chandler Lawson – **They combine to bring the following totals from last year....**

- ^ "Return"3,135 Points
- ^ "Return"1,485 Rebounds
- ^ "Return"310 Assists
- ^ "Return"136 Blocked Shots
- ^ "Return"291 Steals

BATTLE 4 ATLANTIS SCHEDULE		
WEDNESDAY, NOVEMBER 22	TV	CT
GM1 - North Carolina vs Northern Iowa	ESPN	11:00 am
GM2 - Villanova vs Texas Tech	ESPN/2	1:30 pm
GM3 - Michigan vs Memphis	ESPN2	4:00 pm
GM4 - Arkansas vs Stanford	ESPNU	6:30 pm
THURSDAY, NOVEMBER 23	TV	CT
GM5 - Winner GM1 vs Winner GM2	ESPN	11:00 am
GM6 - Winner GM3 vs Winner GM4	ESPN	1:30 pm
GM7 - Loser GM1 vs Loser GM2	ESPN2	4:00 am
GM8 - Loser GM3 vs Loser GM4	ESPNU	6:30 pm
FRIDAY, NOVEMBER 24	TV	CT
GM9 - L GM5 v L GM6 (3rd/4th place)	ESPN2	Noon
GM11 - W GM5 v W GM6 (Championship)	ESPN	2:30 pm
GM12 - W GM7 v W GM8 (5th/6th place)	ESPNU	5:00 pm
GM10 - L GM7 v L GM8 (7th/8th place)	ESPN+	7:30 pm

TEAM MISCELLANEOUS STATS

RECORD BREAKDOWN		
At Bud Walton Arena	2023-24: 0-0	Muss Era: 60-9
On The Road	2023-24: 0-0	Muss Era: 16-24
Neutral Site	2023-24: 0-0	Muss Era: 19-9
White "Razorback" Uni	2023-24: 0-0	Muss Era: 19-1 *
White "94 "Razorback" Uni	2023-24: 0-0	Muss Era: 23-7 !
White "Hog" Uni	2023-24: 0-0	Muss Era: 16-4
White "Arkansas" Uni	2023-24: 0-0	Muss Era: 8-1
White "Hog A" Uni	2023-24: 0-0	Muss Era: 3-1
White "Slobbering Hog" Uni	2023-24: 0-0	Muss Era: 0-1
Pink "Arkansas" Uni	2023-24: 0-0	Muss Era: 1-0
Cardinal "Arkansas" Uni	2023-24: 0-0	Muss Era: 10-15
Cardinal "Razorback" Uni	2023-24: 0-0	Muss Era: 2-3
Cardinal Camo "Arkansas" Uni	2023-24: 0-0	Muss Era: 4-0 ^^
Cardinal "Hog" Uni	2023-24: 0-0	Muss Era: 5-3 +
Cardinal "Arkansas Razorbacks" Uni	2023-24: 0-0	Muss Era: 1-1
Cardinal "Slobbering Hog" Uni	2023-24: 0-0	Muss Era: 1-1
Cardinal "94 "Razorback" Uni	2023-24: 0-0	Muss Era: 1-2 ~
Anthracite Uni	2023-24: 0-0	Muss Era: 1-2
* L at Vandy * ! L at Baylor * ~ home W vs Fla *2		
^ home W vs Fordham & Ole Miss '22-23 * + home W vs Tenn '22		

GENERAL		
When ARK controls tip	2023-24: 0-0	Muss Era: 62-19
When OPP controls tip	2023-24: 0-0	Muss Era: 33-23
When ARK scores first	2023-24: 0-0	Muss Era: 55-16
When OPP scores first	2023-24: 0-0	Muss Era: 40-26

LEADS AND DEFICITS		
Leading at the half	2023-24: 0-0	Muss Era: 72-9
• 2023-24: home: 0-0 road: 0-0 neutral 0-0		
Trailing at the half	2023-24: 0-0	Muss Era: 20-29
• 2023-24: home: 0-0 road: 0-0 neutral 0-0		
Tied at the half	2023-24: 0-0	Muss Era: 2-1
• 2023-24: home: 0-0 road: 0-0 neutral 0-0		
'23-24 W/ 5:00 left	Leading: 0-0 Trailing: 0-0 Tied: 0-0	
• Muss Era Leading: 84-6 Trailing: 9-34 Tied: 2-2		
'23-24 W/ 2:00 left	Leading: 0-0 Trailing: 0-0 Tied: 0-0	
• Muss Era Leading: 86-5 Trailing: 8-33 Tied: 1-4		

GMS decided by 1-to-5 pts	2023-24: 0-0	Muss Era: 19-16
GMS decided by 6-to-10 pts	2023-24: 0-0	Muss Era: 23-13
GMS decided by 11+ pts	2023-24: 0-0	Muss Era: 53-13
Overtime games	Miss '24: 0-0	Muss Era: 5-3

OFFENSE		
Scoring less than 70 points	2023-24: 0-0	Muss Era: 19-20
Scoring 70-79 points	2023-24: 0-0	Muss Era: 36-16
Scoring 80-89 points	2023-24: 0-0	Muss Era: 25-6
Scoring 90-99 points	2023-24: 0-0	Muss Era: 12-0
Scoring 100+ points	2023-24: 0-0	Muss Era: 3-0
1-2 Hogs in Double Figures	2023-24: 0-0	Muss Era: 4-12
3 Hogs in Double Figures	2023-24: 0-0	Muss Era: 38-20
4 Hogs in Double Figures	2023-24: 0-0	Muss Era: 38-8
5-7 Hogs in Double Figures	2023-24: 0-0	Muss Era: 23-2
8+ Hogs in Double Figures	2023-24: 0-0	Muss Era: 1-0
At least 1 Hog Scores 20+	2023-24: 0-0	Muss Era: 45-20
2+ Hogs Score 20+	2023-24: 0-0	Muss Era: 19-9

SHOOTING PERCENTAGE	FG PCT	3FG PCT
50% or Better	(Muss Era) 0-0 (28-2)	0-0 (7-1)
49.9% - 40%	(Muss Era) 0-0 (54-26)	0-0 (14-5)
39.9% - 30%	(Muss Era) 0-0 (13-13)	0-0 (31-16)
29.9% or Worse	(Muss Era) 0-0 (0-1)	0-0 (43-20)

REBOUNDING/TURNOVERS		
Out-rebounding opponent	2023-24: 0-0	Muss Era: 57-9
Out-rebounded by opp.	2023-24: 0-0	Muss Era: 34-30
Rebounds are even	2023-24: 0-0	Muss Era: 4-3
Grabbing 10+ off reb	2023-24: 0-0	Muss Era: 50-24
Forcing 15+ turnovers	2023-24: 0-0	Muss Era: 51-21
Committing less than 15 TO	2023-24: 0-0	Muss Era: 69-21

BY MONTH		
In November	2023-24: 0-0	Muss Era: 21-1
In December	2023-24: 0-0	Muss Era: 20-5
In January	2023-24: 0-0	Muss Era: 18-16
In February	2023-24: 0-0	Muss Era: 20-11
In March	2023-24: 0-0	Muss Era: 16-9
In April	2023-24: 0-0	Muss Era: 0-0

PLAYER MISCELLANEOUS STATS

20+ POINT SCORING GAMES

Player	19-20	20-21	21-22	22-23	23-24	Career
Battle	0	4	5 *	12		21
Brazile	-	-	0	3 *		3
Davenport	0	1	6	2		9
Davis	-	1	1	2		4
Ellis	JC	JC	2	13		15
Graham	0	0	0	1		1
Harris	RS	0	0	1		1
Mark	-	2	1	3		6

30+/40+ POINT SCORING GAMES

Player	19-20	20-21	21-22	22-23	23-24	Career
Battle	0/0	1/0	0/0 *	0/0		1/0
Ellis	JC	JC	0/0	2/0		2/0

1+/3+ THREE-POINTERS MADE IN A GAME

Player	19-20	20-21	21-22	22-23	23-24	Career
Battle	9/0	9/5	6/5 *	25/17		49/27
Brazile	-	-	10/0	5/3 *		15/3
Davenport	2/0	19/10	26/18	30/12		77/40
Davis	-	2/0	11/1	22/6		35/7
Ellis	JC	JC	21/6	26/10		47/16
Graham	0/0	0/0	1/0	0/0		1/0
Lawson	1/0	4/0	0/0	6/0		11/0
Mark	-	13/0	3/0	24/1		40/1
Mitchell	0	0	7/0	1/0		8/0
Pinion	-	-	-	7/2		7/2

5+ REBOUNDS IN A GAME

Player	19-20	20-21	21-22	22-23	23-24	Career
Battle	0	8	2 *	10		20
Brazile	-	-	16	6 *		22
Davenport	1	14	19	16		50
Davis	-	15	14	16		45
Ellis	JC	JC	3	2		5
Graham	6	9	11	7		33
Harris	RS	8	3	14		25
Lawson	10	5	3	16		34
Mark	-	8	0 *	22		30
Mitchell	3	4	20	19		46
Pinion	-	-	-	1		1

3+/5+ ASSISTS IN A GAME

Player	19-20	20-21	21-22	22-23	23-24	Career
Battle	1/0	5/2	0/0 *	6/1		12/3
Davenport	0/0	4/3	2/0	8/3 *		14/6
Davis	-	9/4	18/6	18/4		45/14
Ellis	JC	JC	7/1	25/15		32/16
Graham	2/0	0/0	8/2	1/0		11/2
Harris	RS	0/0	1/0	0/0		1/0
Lawson	6/2	1/1	0/0	2/0		9/3
Mark	-	9/2	4/0	10/4		23/6
Mitchell	0	0	5/2	4/0		9/2
Pinion	-	-	-	1/0		1/0

3+ BLOCKS IN A GAME

Player	19-20	20-21	21-22	22-23	23-24	Career
Brazile	-	-	5 *	1		6
Graham	2	4	2	1 *		9
Lawson	0	0	1	3		4
Mitchell	0	0	6	6		12

3+ STEALS IN A GAME

Player	19-20	20-21	21-22	22-23	23-24	Career
Battle	0	0	0 *	2		2
Davenport	0	2	1	0 *		3
Davis	-	3	3	5		11
Ellis	JC	JC	0	3		3
Graham	1	0	2	0		3
Harris	RS	1	0	0		1
Lawson	0	0	0	1		1
Mark	-	4	1	3		8
Mitchell	0	0	2	4		6

* - Indicates played some games but redshirted that season

THE BASKETBALL HALL OF FAME



THE BASKETBALL HALL OF FAME



Mark on Jerry West Watch List

- Arkansas junior Tramon Mark was one of 20 players on the initial Naismith Basketball Hall of Fame watch list for the 2024 Jerry West Award.
- Mark is in his first year at Arkansas after being at Houston for the past three seasons. He started all 37 games for the Cougars last year and helped Houston reach the NCAA Sweet 16 in 2023-24 and the Final Four in 2020-21. Last season, he finished fourth on the team with 10.1 points per game and added 4.9 rebounds per contest. Mark ranked 11th in the AAC with a 77.6 free throw percentage.
- Mark was teammates at Houston with last year's Jerry West Award winner Marcus Sasser. Arkansas will face six players on this year's initial Jerry West Award watch list including Jeremy Roach (Duke), Riley Kugel (Florida), LJ Cryer (Houston), Antonio Reeves (Kentucky), Fletcher Loyer (Purdue) and Santiago Vescovi (Tennessee).

Brazile on Karl Malone Watch List

- Arkansas redshirt sophomore Trevon Brazile was one of 20 players on the initial Naismith Basketball Hall of Fame watch list for the 2024 Karl Malone Award.
- Brazile, who was voted preseason first team All-SEC, played just nine games last season before suffering a season-ending knee injury. He averaged 11.8 points, 6.0 rebounds and was the team's leading 3-point shooter at 37.9 percent (11-of-29). In his eight-plus games played, Brazile led the team in rebounding five times and blocked shots four times. He recorded his first two career double-doubles with 21 points and 12 rebounds versus North Dakota State and posting 13 and 10 versus South Dakota State. At the Maui Invitational, Brazile led Arkansas to an overtime win over San Diego State by scoring 20 points and grabbing nine rebounds. He scored 18 of his 20 after halftime, including 16 in the second half (4-of-7 FG • 3-of-4 3PT • 5-of-6 FT) and tied his career high with two steals, one coming with Arkansas down two with seven seconds left to set-up the game-tying basket. In his final full game played, Brazile scored 23 points in a win over San Jose State, making 8-of-9 shots from the field.

11 #ProHogs on NBA Rosters

- Arkansas has 11 players on NBA rosters including nine on the 15-man roster and two on two-way contracts.
- ^ 2023-24 season Patrick Beverley Anthony Black Ricky Council IV Daniel Gafford Isaiah Joe
Moses Moody Bobby Portis Nick Smith Jr Jordan Walsh Stanley Umude
Jaylin Williams
- The 11 players are the most Razorbacks that have been in the NBA in the same season. The previous best was nine players in the 1992-93 season and 1995-96 season.
- ^ 1992-93 season Scott Hastings Darrell Walker Alvin Robertson Joe Kleine Andrew Lang
Todd Day Lee Mayberry Oliver Miller Isaiah Morris
^ 1995-96 season Alvin Robertson Joe Kleine Andrew Lang Todd Day Lee Mayberry
Oliver Miller Corey Beck Clint McDaniel Corliss Williamson

ERIC MUSSELMAN LIVE RADIO SHOW

Once again, there will be 12 Arkansas basketball radio shows, all starting at 7 pm, at Sassy's Red House (Shows 1-2) Sassy's BBQ and Grille (Shows 3-12).

Monday, Oct. 30	Monday, Jan. 8
Tuesday, Nov. 7	Monday, Jan. 22
Tuesday, Nov. 14	Monday, Jan. 29
Monday, Nov. 27	Monday, Feb. 5
Monday, Dec. 11	Monday, Feb. 12
Monday, Dec. 18	Monday, Mar. 4

COURTSIDE WITH ERIC MUSSELMAN

There will be 10, 30-minute TV shows featuring head coach Eric Musselman and Chuck Barrett. Each show will air on Sunday as well as on HOGS+ Please check local listings for times and channels in your area.

Sunday, Jan. 7	Sunday, Feb. 11
Sunday, Jan. 14	Sunday, Feb. 18
Sunday, Jan. 21	Sunday, Feb. 25
Sunday, Jan. 28	Sunday, Mar. 3
Sunday, Feb. 4	Sunday, Mar. 10



2023-24 SEC PRESEASON HONORS

FIRST TEAM ALL-SEC - MEDIA

Grant Nelson (Alabama)

TREVON BRAZILE (ARKANSAS)

Johni Broome (Auburn)

Justin Edwards (Kentucky)

Tolu Smith (Mississippi State)

Santiago Vescovi (Tennessee)

Wade Taylor IV (Texas A&M)

SECOND TEAM ALL-SEC - MEDIA

Mark Sears (Alabama)

DAVONTE DAVIS (ARKANSAS)

Riley Kugel (Florida)

Antonio Reeves (Kentucky)

Zakai Zeigler (Tennessee)

"OF THE YEAR" HONORS - MEDIA

Player of the Year: Wade Taylor IV (Texas A&M)

TEAM FINISH - MEDIA

1. Tennessee
2. Texas A&M
3. ARKANSAS
4. Kentucky
5. Alabama
6. Auburn
7. Mississippi State
8. Florida
9. Missouri
10. Ole Miss
11. Vanderbilt
12. Georgia
13. LSU
14. South Carolina

RAZORBACK GRADUATES

CADE ARBOGAST

- Arkansas (Spring of 2023) – B.S. in Communications
- Pursuing a 2nd undergraduate degree from Arkansas in Arts & Sciences

KHALIF BATTLE

- Temple (Summer of 2023) – B.A. in Adult and Organizational Development
- Pursuing a 2nd undergraduate degree from Arkansas in Food, Nutrition & Health

JEREMIAH DAVENPORT

- Cincinnati (Spring of 2023) – B.A. in Interdisciplinary Studies
- Pursuing a 2nd undergraduate degree from Arkansas in Arts & Sciences

EL ELLIS

- Louisville (Spring of 2023) – B.A. in Sport Management
- Pursuing a 2nd undergraduate degree from Arkansas in Arts & Sciences

DENIJAY HARRIS

- Southern Miss (Spring of 2023) – B.A. in Liberal Studies
- Pursuing a 2nd undergraduate degree from Arkansas in Arts & Science.

CHANDLER LAWSON

- Memphis (Spring of 2023) – B.A. in Interdisciplinary Studies
- Pursuing a 2nd undergraduate degree from Arkansas in Arts & Sciences



ARKANSAS IN 2022-23 RANKINGS

FINAL



TEAM IN THE NCAA/SEC	NCAA	SEC	NO.
Assist/Turnover Ratio (352 ranked)	208	11	1.01
Assists Per Game (352 ranked)	192	8	12.8
Bench Points per game (352 ranked)	141	9	19.81
Blocks Per Game (352 ranked)	14	4	5.1
Effective FG pct (352 ranked)	181	3	0.509
Fastbreak Points (352 ranked)	64	3	11.67
Field Goal Percentage (352 ranked)	60	2	46.6
Field Goal Percentage Defense (352 ranked)	94	7	42.4
Fouls Per Game (352 ranked)	326	14	19.3
Free Throw Attempts Per Game (352 ranked)	17	3	22.5
Free Throw Percentage (352 ranked)	247	10	69.8
Free Throws Made Per Game (352 ranked)	30	4	15.7
Rebound Margin (352 ranked)	110	6	2.3
Rebounds (Defensive) Per Game (352 ranked)	162	5	24.97
Rebounds (Offensive) Per Game (352 ranked)	149	12	10.36
Rebounds Per Game (352 ranked)	146	10	35.33
Scoring Defense (352 ranked)	113	6	67.9
Scoring Margin (352 ranked)	77	5	6.1
Scoring Offense (352 ranked)	119	4	74.1
Steals Per Game (352 ranked)	28	3	8.4
Three Point Attempts Per Game (352 ranked)	340	14	15.9
Three Point Percentage (352 ranked)	315	12	31.3
Three Point Percentage Defense (352 ranked)	40	5	31.1
Three Pointers Per Game (352 ranked)	342	14	5
Turnover Margin (352 ranked)	68	4	1.7
Turnovers Forced Per Game (352 ranked)	56	3	14.42
Turnovers Per Game (352 ranked)	212	10	12.7
Winning Percentage (351 ranked)	108	8	61.1

RAZORBACKS IN THE NCAA/SEC	PLAYER	NCAA	SEC	NO.
Assist/Turnover Ratio (350 ranked)	Anthony Black	310	13	1.29
Assists (343 ranked)	Anthony Black	95	2	141
Assists Per Game (341 ranked)	Anthony Black	150	5	3.9
Blocks (333 ranked)	Makhi Mitchell	60	5	49
	Makhel Mitchell	79	6	45
Blocks Per Game (346 ranked)	Makhel Mitchell	59	4	1.5
	Makhi Mitchell	82	5	1.36
Double Doubles (422 ranked)	Makhi Mitchell	422	17	2
	Davonte Davis	422	17	2
	Trevon Brazile	422	17	2
Field Goal Attempts (348 ranked)	Ricky Council IV	107	4	432
Field Goal Percentage (348 ranked)	Ricky Council IV	237	8	43.3
Field Goals (350 ranked)	Ricky Council IV	145	7	187
Free Throw Attempts (348 ranked)	Ricky Council IV	18	2	218
	Anthony Black	49	4	190
Free Throw Percentage (347 ranked)	Ricky Council IV	210	8	79.4
Free Throws (340 ranked)	Ricky Council IV	11	1	173
	Anthony Black	82	8	134
Minutes Per Game (347 ranked)	Anthony Black	89	1	34:51
	Ricky Council IV	151	3	34:08
	Davonte Davis	255	6	33:07
Points (347 ranked)	Ricky Council IV	80	3	581
	Anthony Black	324	16	460
Points Per Game (347 ranked)	Ricky Council IV	161	5	16.1
Rebounds (341 ranked)	Makhi Mitchell	321	16	192
Rebounds (Defensive) Per Game (350 ranked)	--			
Rebounds (Offensive) Per Game (350 ranked)	--			
Rebounds Per Game (350 ranked)	--			
Steals (341 ranked)	Anthony Black	13	3	74
	Davonte Davis	185	16	48
	Ricky Council IV	341	20	40
	Jordan Walsh	341	20	40
Steals Per Game (347 ranked)	Anthony Black	28	3	2.06
	Davonte Davis	257	17	1.37
Three Point Attempts (346 ranked)	--			
Three Point Percentage (98 ranked)	--			
Three Pointers Per Game (348 ranked)	--			
Total 3-point FGM (339 ranked)	--			
Triple Doubles (2 ranked)	--			



2022-23 SEC STANDINGS

FINAL



	SEC	PCT.	HOME	AWAY	OVERALL	PCT.	HOME	ROAD	NEUTRAL	STRK
1. Alabama	16-2	.889	9-0	7-2	31-6	.838	15-0	9-3	7-3	L1
2. Texas A&M	15-3	.833	9-0	6-3	25-10	.714	15-1	7-4	3-5	L2
3. Kentucky	12-6	.667	6-3	6-3	22-12	.647	14-4	6-4	2-4	L1
4. Missouri	11-7	.611	7-2	4-5	25-10	.714	16-3	5-5	4-2	L1
Tennessee	11-7	.611	7-2	4-5	25-11	.694	14-2	4-6	7-3	L1
Vanderbilt	11-7	.611	7-2	4-5	22-15	.595	14-6	5-6	3-3	L1
7. Auburn	10-8	.556	7-2	3-6	21-13	.618	14-2	4-8	3-3	L1
8. Florida	9-9	.500	6-3	3-6	16-17	.485	10-6	4-7	2-4	L2
9. Mississippi State	8-10	.444	5-4	3-6	21-13	.618	12-4	4-6	5-3	L2
Arkansas	8-10	.444	6-3	2-7	22-14	.611	13-3	2-8	7-3	L1
11. Georgia	6-12	.333	5-4	1-8	16-16	.500	13-4	1-10	2-2	L6
12. South Carolina	4-14	.222	1-8	3-6	11-21	.344	7-8	4-8	0-5	L1
13. Ole Miss	3-15	.167	1-8	2-7	12-21	.364	7-10	2-9	3-2	L1
14. LSU	2-16	.111	2-7	0-9	14-19	.424	10-8	0-9	4-2	L1

AP (PRESEASON)

1	Kansas (46)	1548
2	DUKE (11)	1466
3	PURDUE (3)	1436
4	Michigan State (1)	1346
5	Marquette	1283
6	Connecticut (2)	1243
7	Houston	1117
8	Creighton	1099
9	TENNESSEE	1032
10	Florida Atlantic	1011
11	Gonzaga	830
12	Arizona	776
13	Miami (FL)	750
14	ARKANSAS	685
15	TEXAS A&M	597
16	KENTUCKY	530
17	San Diego State	529
18	Texas	493
19	NORTH CAROLINA	474
20	Baylor	431
21	Southern Cal	427
22	VILLANOVA	395
23	Saint Mary's	335
24	ALABAMA	163
25	Illinois	104

RECEIVING VOTES: Wisconsin 53, Colorado 49, UCLA 47, St. John's 47, Maryland 34, Virginia 27, **AUBURN 27**, TCU 24, **MISSISSIPPI STATE 20**, Kansas St 13, Xavier 8, **MEMPHIS 7**, **MISSOURI 6**, Boise St. 4, Indiana 3, **FLORIDA 2**, Coll of Charleston 2, New Mexico 1, Drake 1.

SEC HOME OPENERS

MONDAY, NOVEMBER 6	TV	TIME (CT)
Georgia at Oregon	truTV	3:30 pm
Tennessee Tech at (9) Tennessee	SEC +	5:30 pm
USC Upstate at South Carolina	SEC +	6:00 pm
Alabama State at Ole Miss	SEC +	7:00 pm
Pine Bluff at Missouri	SEC +	7:00 pm
Alcorn State at (14) Arkansas	SEC +	7:00 pm
New Mexico State at (16) Kentucky	SECN	7:00 pm
Mississippi Valley State at LSU	SEC +	7:00 pm
Loyola (MD) at Florida	SEC +	7:00 pm
TX A&M-Commerce at (15) TX A&M	SEC +	7:00 pm
Morehead St at (24) Alabama	SEC +	7:00 pm

COACHES (PRESEASON)

1	Kansas (23)	785
2	PURDUE (5)	742
3	DUKE (3)	716
4	Michigan State	667
5	UConn (1)	626
6	Houston	615
7	Marquette	614
8	Creighton	552
9	Florida Atlantic	548
10	TENNESSEE	496
11	Arizona	449
12	Gonzaga	407
13	Miami (FL)	390
14	ARKANSAS	315
15	San Diego State	277
16	KENTUCKY	261
17	Baylor	258
18	Texas	251
19	TEXAS A&M	231
20	VILLANOVA	217
21	NORTH CAROLINA	197
22	USC	176
23	Saint Mary's	147
24	ALABAMA	142
25	UCLA	52

RECEIVING VOTES: Illinois 45; Wisconsin 43; Maryland 29; TCU 26; Colorado 21; Xavier 17; Ohio State 16; Virginia 13; St. John's 13; Kansas State 8; Indiana 7; Washington 5; **FLORIDA 5**; **AUBURN 5**; **MISSOURI 4**; Oregon 3; **MEMPHIS 3**; **MISSISSIPPI STATE 2**; Iowa State 2; Yale 1; Boise State 1

HOGS RANKING BY WEEK

WEEK	AP	COACH	NET
Preseason	14	14	No Poll
Nov. 13			
Nov. 20			
Nov. 27			
Dec. 4			
Dec. 11			
Dec. 18			
Dec. 25			
Jan. 1			
Jan. 8			
Jan. 15			
Jan. 22			
Jan. 29			
Feb. 5			
Feb. 12			
Feb. 19			
Feb. 26			
Mar. 4			
Mar. 11			
Apr. 8			No Poll

ARKANSAS IN THE POLLS

Ranking in AP Poll unless * indicating only ranked in the Coaches Poll

As	Overall	H	A	N	Last Meeting	Last Win
As #1	16-4	8-0	6-2	2-2	W, 97-79 vs #14 Georgetown @MEM (11/27/94)	Same
As #2	38-4	17-1	7-0	14-3	W, 76-72 vs #2 Duke @NCAA (4/4/94)	Same
As #3	29-5	13-0	10-5	6-0	W, 97-79 vs Tennessee (1/7/95)	Same
As #4	13-2	8-0	3-2	2-0	W, 94-71 at Missouri (12/3/94)	Same
As #5	13-8	1-1	2-4	10-3	L (OT), 95-93 vs #3 Kentucky @SEC (3/12/95)	69-58 vs #20 Alabama @SEC (3/11/95)
As #6	18-3	6-0	5-0	7-3	L, 89-78 vs #1 UCLA @NCAA (4/3/95)	75-68 vs #4 N. Carolina @NCAA (4/1/95)
As #7	18-1	4-0	7-0	7-1	W, 68-66 vs Auburn (3/4/95)	Same
As #8	9-10	6-1	1-5	2-4	L, 78-71 vs LSU @SEC (3/13/21)	70-64 vs Missouri @SEC (3/12/21)
As #9	27-7	7-1	6-2	15-4	L, 60-57 at LSU (12/28/22)	88-78 vs Oklahoma (12/10/22) @ Tulsa
As #10	20-4	11-1	2-1	7-2	W, 85-51 vs UNC Asheville (12/21/22)	Same
As #11	22-6	12-2	6-4	4-0	W, 99-58 vs San Jose St (12/03/22)	Same
As #12	22-9	11-0	8-5	2-4	L, 88-66 vs Oklahoma (12/11/21)	86-66 vs Charlotte (12/8/21)
As #13	18-6	12-1	3-5	3-0	L, 72-59 at #22 Auburn (1/7/23)	74-68 vs #20 Missouri (1/4/23)
As #14	29-5	13-0	8-2	3-3	L, 78-74 at #13 Tennessee (3/5/22)	77-73 vs LSU (3/2/22)
As #15	16-6	4-2	9-2	3-2	L, 97-84 at Vanderbilt (1/14/23)	90-68 vs Tennessee State (11/7/00)
As #16	17-5	12-0	3-4	2-1	W, 93-80 vs UNI (11/7/21)	Same
As #17	18-9	5-0	5-2	****8-7	W, 69-78 vs #9 Duke @NCAA (3/26/22)	74-68 vs #1 Gonzaga @NCAA (3/24/22)
As #18	20-9	*10-4	8-4	2-1	W, 75-73 vs #6 Kentucky (2/26/22)	Same
As #19	16-7	8-2	3-3	5-2	L, 96-82 vs Ole Miss (1/17/15)	67-45 vs Wofford (11/9/07)
As #20	24-4	**11-0	1-0****12-4	W, 83-75 vs LSU (2/27/21)	Same	
As #21	6-4	3-0	0-1	3-3	L, 87-78 vs #15 N. Carolina @NCAA (3/21/15)	56-53 vs Wofford @NCAA (3/19/15)
As #22	8-5	4-1	2-3	2-1	L, 78-77 at Auburn (1/6/18)	84-79 (OT) vs Miss State @SEC (3/6/99)
As #23	7-1	5-0	2-1	0-0	W, 58-48 vs #16 Tennessee (2/19/22)	Same
As #24	7-1	4-0	3-0	0-1	L, 89-81 vs Hofstra @ NLR (12/18/21)	Same
As #25	6-3	6-0	0-3	0-1	W, 69-57 vs Ole Miss (01/21/23)	Same
TOT.	437-128	201-17	110-60	126-52	W, 69-57 vs Ole Miss (01/21/23)	Same

ARKANSAS VERSUS THE POLLS

Ranking in AP Poll unless * indicating only ranked in the Coaches Poll

Vs	Overall	H	A	N	Last Meeting	Last Win
Vs #1	3-11	1-2	0-2	2-7	W, 74-68 vs Gonzaga @NCAA (03/24/22)	Same
Vs #2	6-9	5-2	0-6	1-1	L, 86-83 at Alabama (2/25/23)	Same
Vs #3	0-15	0-1	0-3	0-11	L, 81-72 vs Baylor @ NCAA (3/29/21)	--
Vs #4	6-13	2-3	1-7	3-3	W, 72-71 vs Kansas @ NCAA (3/18/23)	Same
Vs #5	4-4	4-1	0-1	0-2	W, 74-71 vs Texas A&M (1/27/16)	Same
Vs #6	7-11	4-3	0-5	3-3	W, 75-73 vs Kentucky (2/26/22)	Same
Vs #7	1-5	1-0	0-1	0-4	W, 67-64 vs Texas (1/6/09)	Same
Vs #8	3-4	2-0	1-3	0-1	L, 82-65 vs Kentucky @SEC (3/12/17)	88-61 vs Alabama (1/6/07)
Vs #9	2-6	0-0	1-4	1-2	L, 78-69 vs Duke @NCAA (3/26/22)	91-82 vs Arizona @NCAA (4/2/94)
Vs #10	5-6	2-2	2-1	1-3	L, 88-65 vs UConn @NCAA (03/23/23)	(OT), 86-81 at Missouri (2/13/21)
Vs #11	5-8	2-2	1-4	2-2	L (OT), 79-76 vs Auburn (2/4/20)	104-93 vs Missouri (12/5/95)
Vs #12	7-10	2-2	2-5	*3-3	L, 75-57 at Tennessee (2/28/23)	Same
Vs #13	6-4	3-0	0-2	3-2	L, 78-74 at Tennessee (3/5/22)	87-85 vs Kentucky (1/14/14)
Vs #14	5-7	3-2	0-3	2-2	L, 67-64 at Texas Tech (1/26/19)	91-82 vs Auburn (2/27/18)
Vs #15	3-5	3-0	0-2	0-3	L, 87-78 vs N. Carolina @NCAA (3/21/15)	98-88 vs Mississippi State (1/7/12)
Vs #16	4-7	2-2	0-4	2-1	W, 58-48 vs Tennessee (2/19/22)	Same
Vs #17	4-4	1-2	1-1	2-1	L, 67-64 at Baylor (1/28/23)	(OT), 78-74 vs San Diego St (11/23/22)
Vs #18	5-8	1-2	2-3	2-3	L, 67-61 vs Texas A&M @SEC (3/10/23)	80-73 at Ole Miss (1-31-10)
Vs #19	8-3	3-1	3-1	2-1	W, 90-89 at LSU (2/2/19)	Same
Vs #20	11-5	5-2	1-2	5-1	W, 74-68 vs Missouri (1/5/23)	Same
Vs #21	5-3	2-1	1-0	2-2	W, 68-66 vs TX Tech @NCAA (3/21/21)	Same
Vs #22	4-3	4-1	0-2	0-0	L, 72-59 at #22 Auburn (1/7/23)	(OT), 77-76 vs Kentucky (2/23/11)
Vs #23	3-8	1-2	0-4	2-2	L, 88-79 vs Kentucky (3/4/23)	Same
Vs #24	2-4	1-2	*0-1	*1-1	*L, 90-59 at Alabama (1/16/21)	*86-72 vs Indiana @NCAA (3/21/08)
Vs #25	4-5	*3-2	*0-1	1-2	L, 62-56 at Texas A&M (2/15/16)	82-74 vs Vanderbilt (1/31/12)
TOT.	113-167	57-36	16-68	40-63	L, 88-65 vs #10 UConn @ NCAA (3/23/23)	Same

RANKED ARKANSAS VERSUS RANKED OPPONENT

Overall	H	A	N
48-50	18-4	4-16	26-30
LAST TIME: #13 ARK at #22 AUB - L, 72-59 (01/07/23) LAST W: 74-68 v #20 MIZ (01/04/23)			
LAST W at Home: #13 ARK v #20 MIZ - W, 74-68 (01/04/23)			
LAST W on Road: #10 ARK at #18 BAMA - W, 86-80 (2/15/95)			
LAST W vs Neutral: #9 ARK vs #17 AZTECS - W, 78-74 (ot) (11/23/22)			

LAST TIME HOGS WON AS TOP 25

	HOME	ROAD	NEUTRAL
#1: Miss State	3/5/94	LSU	3/2/94
#2: NW (La) St	12/4/93	Baylor	1/26/91
#3: Tennessee	1/7/95	Ole Miss	1/4/95
#4: Jackson St.	11/30/94	Missouri	12/03/94
#5: Miss State	1/11/95	Tennessee	1/29/94
#6: Montevallo	2/5/94	UAB	1/27/90
#7: Auburn	3/4/95	Florida	2/28/95
#8: Montevallo	2/25/95	LSU	2/22/95
#9: Oklahoma	12/10/22	S. Carolina	1/21/95
#10: UNCA	12/21/22	Alabama	2/15/95
#11: San Jose St	12/03/22	S. Alabama	11/29/89
#12: Charlotte	12/7/21	S. Carolina	3/2/21
#13: Missouri	01/04/23	S. Carolina	1/9/93
#14: LSU	3/2/22	Alabama	2/13/93
#15: Tenn State	11/27/00	Miss State	1/31/98
#16: UNI	11/27/00	S. Alabama	12/30/91
#17: SE Mo. State	11/27/82	Florida	2/16/93
#18: Kentucky	2/26/22	Florida	2/22/22
#19: Wofford	11/9/07	Wake Forest	12/23/98
#20: LSU	2/27/21	LSU	1/2/99
#21: North Texas	12/05/00	--	(0-1)
#22: Providence	1/23/99	Memphis	1/10/98
#23: Tennessee	2/19/22	Missouri	2/15/22
#24: Florida	2/16/21	Ole Miss	2/14/15
#25: Iowa	11/30/14	--	(0-1)

LAST TIME HOGS WON VS TOP 25

	HOME	ROAD	NEUTRAL
#1: Auburn	2/9/22	--	(0-2)
#2: Florida	2/5/13	--	(0-6)
#3: --	(0-1)	--	(0-3)
#4: Oklahoma	12/30/08	Kentucky	2/9/94
#5: Texas A&M	1/27/16	--	(0-1)
#6: Kentucky	2/26/22	--	(0-5)
#7: Texas	1/6/09	--	(0-1)
#8: Alabama	1/6/07	Kentucky	1/25/92
#9: --	--	Arizona	12/6/92
#10: Florida	2/18/06	Missouri	2/13/21
#11: Missouri	12/5/95	Texas	2/1/79
#12: Texas	2/6/82	LSU	(2-4)
#13: Kentucky	1/14/14	--	(0-1)
#14: Auburn	2/27/18	--	(0-3)
#15: Miss State	1/7/12	--	(0-2)
#16: Tennessee	2/19/22	--	(0-4)
#17: Ole Miss	2/5/10	Kentucky	2/27/14
#18: Vanderbilt	3/1/08	Ole Miss	1/31/10
#19: Auburn	3/5/00	LSU	2/2/19
#20: Missouri	1/05/23	Alabama	2/28/01
#21: Texas A&M	2/17/18	S. Carolina	2/15/17
#22: Kentucky	2/23/11	--	(0-1)
#23: LSU	3/3/92	Texas	3/3/91
#24: UAB	1/2/00	--	(0-1*)
#25: Vanderbilt	1/31/12	--	(0-0)

VERSUS 2023-24 OPPONENTS

NON-CONFERENCE

School	Gms	Series Record	H	A	N	Last Meeting
Abilene Christian	1	Arkansas Leads, 1-0	1-0	--	--	H - W, 85-72 (12/20/20)
Alcorn State	4	Arkansas Leads, 4-0	4-0	--	--	H - W, 97-59 (12/15/12)
Duke	4	Series Tied, 2-2	--	--	2-2	N - L, 78-69 (03/26/22) @ SF
Furman		* FIRST MEETING *				
Gardner-Webb	2	Arkansas Leads, 2-0	2-0	--	--	H - W, 86-69 (11/13/21)
Lipscomb	2	Arkansas Leads, 2-0	2-0	--	--	H - W, 86-50 (12/05/20)
Memphis	21	Arkansas Leads, 11-10	5-1	4-5	2-4	H - L, 72-67 (01/02/03)
Michigan	7	Arkansas Trails, 3-4	2-0	0-2	1-2	A - L, 80-67 (12/08/12)
Oklahoma	30	Arkansas Leads, 19-13	8-5	3-7	6-1	N - W, 88-78 (12/10/22) @Tulsa
UNC Greensboro	2	Arkansas Leads, 2-0	2-0	--	--	H - W, 65-58 (12/06/22)
UNC Wilmington		* FIRST MEETING *				
Old Dominion		* FIRST MEETING *				
Stanford	2	Arkansas Trails 0-1	--	--	0-2	N - L, 69-66 (11/27/15) @Brooklyn

SOUTHEASTERN CONFERENCE

School	Gms	Series Record	H	A	N	Last Meeting
Alabama	68	Arkansas Leads, 36-32	20-7	8-23	8-2	A - L, 86-83 (02/25/23)
* SEC Only	58	Series Tied, 29-29	20-7	8-21	1-1	
Auburn	59	Arkansas Leads, 38-21	23-5	13-15	2-1	N - W, 76-73 (03/09/23)
* SEC Only	58	Arkansas Leads, 38-20	23-5	13-15	2-0	
Florida	41	Arkansas Trails, 15-26	10-7	3-14	2-5	H - W, 84-65 (02/18/23)
* SEC Only	SAME					
Georgia	42	Arkansas Leads, 26-16	13-3	6-10	6-3	H - W, 97-65 (02/22/23)
* SEC Only	SAME					
Kentucky	48	Arkansas Trails, 14-34	8-9	5-15	1-10	H - L, 88-79 (03/04/23)
* SEC Only	43	Arkansas Trails, 14-29	8-9	5-13	1-8	
LSU	77	Arkansas Leads, 42-35	23-8	13-20	6-7	H - W, 60-40 (01/24/23)
* SEC Only	68	Arkansas Leads, 38-30	23-8	12-19	3-3	
Ole Miss	85	Arkansas Leads, 52-33	18-11	10-20	24-2	H - W, 67-57 (01/21/23)
* SEC Only	56	Arkansas Leads, 30-27	18-10	10-18	1-0	
Mississippi State	68	Arkansas Leads, 35-33	23-9	7-23	5-1	H - L, 70-64 (02/11/23)
* SEC Only	59	Arkansas Leads, 30-29	22-8	6-21	2-0	
Missouri	60	Arkansas Leads, 33-27	19-10	12-17	2-0	A - L, 76-79 (01/18/23)
* SEC Only	23	Arkansas Leads, 14-9	9-2	4-7	1-0	
South Carolina	38	Arkansas Leads, 23-15	12-5	8-8	3-2	A - W, 65-63 (02/04/23)
* SEC Only	SAME					
Tennessee	47	Arkansas Trails, 22-25	12-4	4-16	6-5	A - L, 75-57 (02/28/23)
* SEC Only	43	Arkansas Trails, 19-24	12-4	4-16	3-4	
Texas A&M	167	Arkansas Leads, 106-61	61-15	38-40	7-6	N - L, 67-61 (02/10/23)
* SEC Only	21	Arkansas Leads 11-10	9-1	2-7	0-2	
Vanderbilt	43	Arkansas Leads, 29-14	16-4	8-9	5-1	A - L, 97-84 (01/14/23)
* SEC Only	41	Arkansas Leads 28-13	15-4	8-8	5-1	

AT THE SEC TOURNEY

Overall: 30-30
 1st Rd: 4-10
 2nd Rd: 2-2
 Quarterfinal: 16-3
 Semifinal: 7-9
 Final: 1-6

RECORD BY OPPONENT

Opponent	Record	Last Meeting
Alabama	1-1	1995, W, 69-58 (Semis)
Auburn	2-0	2023, W, 76-73 (2nd)
Florida	2-5	2019, L, 66-50 (2nd)
Georgia	6-3	2015, W, 60-49 (Semis)
Kentucky	1-9	2017, L, 82-65 (Final)
LSU	3-3	2022, W, 79-67 (Semis)
Ole Miss	1-0	2017, W, 73-72 (Quart)
Mississippi State	2-0	2007, W, 81-72 (Semis)
Missouri	1-0	2021, W, 70-64 (Quart)
South Carolina	3-2	2018, W, 69-64 (2nd)
Tennessee	3-4	2018, L, 84-66 (Semis)
Texas A&M	0-2	2023, L, 67-61 (Quart)
Vanderbilt	5-1	2020, W, 86-73 (1st)

AT THE NCAA TOURNEY

Overall: 50-35
 1st Rd: 19-8
 2nd Rd: 12-10
 Sweet 16: 8-6
 Elite 8: 6-5
 Final Four: 2-4
 Championship: 1-1
 - Regional/Final Consolations: 2-1

RECORD BY OPPONENT

Opponent	Record	Last Meeting
Alabama	1-0	1991, W, 93-70 (Sweet 16)
Arizona	1-0	1994, W, 91-82 (Final 4)
Arizona State	1-0	1991, W, 91-90 (2nd)
Baylor	0-1	2021, L, 81-72 (Elite 8)
Bucknell	0-1	2006, L, 59-55 (1st)
Butler	0-1	2018, L, 79-62 (1st)
Cal St-Fullerton	1-0	1979, W, 61-58 (Elite 8)
Cincinnati	0-1	1958, L, 97-62 (Final 4 con)
Colgate	1-0	2021, W, 85-68 (1st)
Connecticut	0-1	2023, L, 88-65 (Sweet 16)
Dayton	1-0	1990, W, 86-84 (2nd)
Duke	1-2	2022, L, 78-69 (Elite 8)
Georgetown	1-1	2001, L, 63-61 (1st)
Georgia State	1-0	1991, W, 117-76 (1st)
Gonzaga	1-0	2022, W, 74-68 (Sweet 16)
Holy Cross	1-0	1993, W, 94-64 (1st)
Illinois	1-0	2023, W, 73-74 (1st)
Indiana	1-0	2008, W, 82-72 (1st)
Indiana State	0-1	1979, L, 73-71 (Elite 8)
Iowa	1-1	1999, L, 82-72 (2nd)
Kansas	1-1	2023, W, 72-71 (2nd)
Kansas State	0-2	1982, L, 75-64 (2nd)
Kentucky	0-1	1979, L, 64-59 (Final 4)
LSU	0-1	1981, L, 75-56 (Sweet 16)
Louisville	2-2	1989, L, 93-74 (2nd)
Loyola-Marymount	1-0	1989, W, 120-101 (1st)
Marquette	1-0	1996, W, 65-56 (2nd)
UMass	0-1	1996, L, 79-63 (Sweet 16)
Memphis	1-1	1995, W, 96-91 OT (Sweet 16)
Mercer	1-0	1981, W, 73-67 (1st)
Miami (Fla.)	0-1	2000, L, 75-71 (1st)
Michigan	1-0	1994, W, 76-68 (Elite 8)
Murray State	1-0	1992, W, 80-60 (1st)
Nebraska	1-0	1998, W, 74-65 (1st)
New Mexico State	1-0	2022, W, 53-48 (2nd)
Notre Dame	1-0	1919, W, 71-69 (Final 4)
North Carolina	2-4	2017, L, 72-65 (2nd)
N.C. A&T	1-0	1994, W, 94-79 (1st)
Oklahoma State	0-2	1958, L, 65-4 (Sweet 16)
Oral Roberts	1-0	2021, W, 72-70 (Sweet 16)
Oregon	1-0	1945, W, 79-76 (Elite 8)
Oregon State	0-1	1949, L, 56-38 (Elite 8)
Penn State	1-0	1990, W, 68-64 (1st)
Princeton	1-0	1983, W, 78-68 (2nd)
Purdue	1-0	1993, W, 80-74 (2nd)
St. John's	1-1	2017, W, 77-71 (1st)
Seton Hall	1-0	1999, W, 94-80 (1st)
Siena	1-0	2007, L, 77-60 (1st)
Southern Cal	0-1	1995, W, 96-94 OT (2nd)
Syracuse	1-0	1990, W, 88-85 (Elite 8)
Texas	1-0	1990, W, 88-85 (Elite 8)
Texas Southern	1-0	1991, W, 79-78 (1st)
Texas Tech	1-0	1991, W, 68-66 (2nd)
Tulsa	1-0	2024, W, 103-84 (Sweet 16)
UCLA	1-1	1995, L, 89-78 (Final)
Utah	0-1	1998, L, 69-65 (2nd)
Vermont	1-0	2022, W, 75-71 (1st)
Villanova	0-1	1988, L, 82-74 (1st)
Virginia	1-1	1995, W, 68-61 (Elite 8)
Wake Forest	0-1	1977, L, 86-80 (1st)
Washington State	0-1	1941, L, 64-53 (Final 4)
Weber State	2-0	1980, W, 74-63 (2nd)
Wofford	1-0	2015, W, 56-53 (2nd*)
Wyoming	2-0	1949, W, 61-48 (Reg con)

2023-24

#PROHOGS

44	NBA Draft Selections	16	All-Star Game Appearances	14	All-Defensive Team Honors
----	----------------------	----	---------------------------	----	---------------------------



PATRICK BEVERLEY
 • 11th Year in NBA
 • 3x NBA All-Defensive Team
 • 2009 - 2nd RD/42nd overall



ANTHONY BLACK
 • 1st Year in NBA
 • Highest (tied) Hog NBA Pick
 • 2023 - 1st RD/6th Pick



RICKY COUNCIL IV
 • 1st Year in NBA
 • 2023 2-Way Free Agent



DANIEL GAFFORD
 • 5th Year in NBA
 • 2019 - 2nd RD/38th overall



ISAIAH JOE
 • 4th Year in NBA
 • 2020 - 2nd RD/49th overall



MOSES MOODY
 • 3rd Year in NBA
 • 1st Hog to be "1 & Done"
 • 2021 - 1st RD/14th Pick
 • 2022 NBA Champion




BOBBY PORTIS
 • 9th Year in NBA
 • 2021 NBA Champion
 • 2015 - 1st RD/22nd overall
 • 2023 Team USA Member



NICK SMITH JR.
 • 1st Year in NBA
 • 2023 - 1st RD/6th Pick



JORDAN WALSH
 • 1st Year in NBA
 • 2023 - 2nd RD/38th overall



STANLEY UMUDE
 • 2nd Year in NBA
 • 2022-23 Free Agent
 • 2023-24 Two-Way Contract



JAYLIN WILLIAMS
 • 1st Year in NBA
 • 2022 - 2nd RD/34th overall

15	First Round Draft Picks	7	All-NBA Selections	6	NBA Champions
----	-------------------------	---	--------------------	---	---------------

PROHOGS AROUND THE WORLD

Adrio Bailey #	BK Redstone Olomoucko (Czech)
Jaylen Barford	Lokomotiv (Russia)
Coty Clarke	Nagoya DD (Japan)
Jabril Durham	Start Lublin (Poland)
Courtney Fortson	Karhubasket (Finland)
Dusty Hannahs	Ironi Nes Ziona B.C. (Israel)
Delvon Johnson	Usti n/Labem (Czech Republic)
Joe Johnson	Triplets (USA BIG3)
Mason Jones #	Dağca Basketbol (Turkey)
Chris Lykes #	Denain Voltaire (France)
Daryl Macon	Shenzhen Leopards (China)
Rashad Madden	E.Netanya (Israel)
JD Notae #	Pallacanestro Trapani (Italy)
Michael Qualls	Metros (Dominican Republic)
Justin Smith #	Hapoel Holon B.C. (Israel)
Dustin Thomas	Szolnok (Hungary)
Trey Wade #	Start Lublin (Poland)
Jimmy Whitt #	Halcones de Obregon (Mexico)
Jalen Tate #	Hapoel Tel Aviv (Israel)
Charles Thomas	Olimpia Kings (Paraguay)
Au'Diese Toney #	TBD
Sonny Weems	Shanxi Loongs (China)

- Played for Eric Musselman





ERIC MUSSELMAN

ARKANSAS HEAD COACH

San Diego, 1987

95-42 • 5th year as Arkansas head coach

205-76 • 9th year as collegiate head coach

503-291 • 14 seasons as professional head coach

- 1996 USBL Coach of the Year
- 2003 NBA Coach of the Year Runner-Up
- 2012 NBA D-League Coach of the Year
- 2016 Bleacher Report's Mountain West Coach of the Year
- 2017 USBWA District VIII Coach of the Year
- 2018 USBWA District VIII Coach of the Year
- 2018 NABC District 17 Coach of the Year
- 2018 Mountain West Coach of the Year
- 2021 Jim Phelan Coach of the Year Finalist
- 2021 Werner Ladder Naismith Coach of the Year Semifinalist
- 2021 Basketball Times Midlands District Coach of the Year

COLLEGIATE HEAD COACHING RECORD

Year	Overall	Conf	Finish	Conf Tourn	NCAA/CBI Postseason	Final/Rank
2015-16	24-14	10-8	MW (T-4th)	1-1	5-1 • CBI Champion	--/--
2016-17	28-7	14-4	MW (1st)	3-0 *	0-1 • #12 seed NCAA 1st Rd	--/--
2017-18	29-8	15-3	MW (1st)	1-1	2-1 • #7 seed NCAA Sweet 16	24/20
2018-19	29-5	15-3	MW (1st)	1-1	0-1 • #7 seed NCAA 1st Rd	20/23
2019-20	20-12	7-11	SEC (T-10th)	1-0 +	Canceled	--/--
2020-21	25-7	13-4	SEC (2nd)	1-1	3-1 • #3 seed NCAA Elite 8	10/6
2021-22	28-9	13-5	SEC (4th)	1-1	3-1 • #4 seed NCAA Elite 8	17/8
2022-23	22-14	8-10	SEC (T-9th)	1-1	2-1 • #8 seed NCAA Sweet 16	--/21
2023-24						

Total 205-76 95-48 10-6 15-7 (10-6 NCAA / 5-1 CBI)

* - Tournament champion / + - SEC Tourney canceled after Rd 1 due to COVID

MUSSELMAN'S CAREER AS HEAD COACH

NOTE: Professional basketball **DOES NOT** count postseason toward season W-L record nor to head coach W-L record

Year	Team	League	Record	Note for the Season	Reg. Season Div./Conf. Finish	Postseason
1989-90	Rapid City	CBA	42-14	MOST WINS IN CBA	1st National Conf.	Finals (8-8) *
1991-92	Rapid City	CBA	37-19	2nd-most wins in CBA	1st National Conf.	Finals (9-7) *
1992-93	Rapid City	CBA	44-12	MOST WINS IN CBA	1st National Conf.	Conf. Finals (5-3) *
1993-94	Rapid City	CBA	37-19	MOST WINS IN CBA	1st National Conf.	Conf. Finals (5-5) *
1994-95	Rapid City	CBA	31-25	6th-most wins in CBA	5th National Conf.	Conf. 1st Rd (0-2) *
1995-96	Florida	CBA	41-15	MOST WINS IN CBA	1st National Conf.	Conf. Finals (5-3) *
1996-97	Florida	CBA	38-18	2nd-most wins in CBA	1st American Conf.	Finals (7-6) *
1995	Florida	USBL	25-2	MOST WINS IN USBL	1st Overall	Champion (1-0) *
1996	Florida	USBL	28-1	MOST WINS IN USBL	1st Southern Div.	Champion (3-0) *
2002-03	Golden State	NBA	38-44	6th Pacific Division	11th Western Conf.	--
2003-04	Golden State	NBA	37-45	T4th Pacific Division	11th Western Conf.	--
2006-07	Sacramento	NBA	33-49	5th Pacific Division	11th Western Conf.	--
2010-11	Reno	D-League	34-16	2nd-most wins in NBADL	1st Western Conf.	Semifinals (2-3) *
2011-12	Los Angeles	D-League	38-12	MOST WINS IN NBADL	1st Western Conf.	Finals (5-2) *
2015-16	Nevada	NCAA	24-14	Led NCAA in FT Made	T-4th Mountain West	CBI Champion (5-1)
2016-17	Nevada	NCAA	28-7	NCAA: 13th FTA & A-TO ratio	1st Mountain West	#12 seed - NCAA 1st Rd (0-1)
2017-18	Nevada	NCAA	29-8	NCAA: 2nd A-TO/9th FTM	1st Mountain West	#7 seed - NCAA Sweet 16 (2-1)
2018-19	Nevada	NCAA	29-5	9th in NCAA in Scoring Margin	1st Mountain West	#7 seed - NCAA 1st Rd (0-1)
2019-20	Arkansas	NCAA	20-12	Led NCAA in 3Pt% Def	T-10th SEC	Canceled
2020-21	Arkansas	NCAA	25-7	NCAA: 2nd FTM/11th Scoring	2nd SEC	#3 seed - NCAA Elite 8 (3-1)
2021-22	Arkansas	NCAA	28-9	Led NCAA in FTM/FTA	4th SEC	#4 seed - NCAA Elite 8 (3-1)
2022-23	Arkansas	NCAA	22-14	NCAA: 14th BLKS/17th FTA	T-9th SEC	#8 seed - NCAA Sweet 16 (2-1)
2023-24	Arkansas	NCAA	0-0			
2010	Dominican Team		5-1	Silver Medal Centrobasket Championship		
2011	Venezuelan Team		12-9	5th FIBA Americas Championship		
2012	Venezuelan Team		7-4	Silver Medal FIBA South American Championship		

MUSSELMAN COMPOSITE COACHING RECORD

COLLEGIATE	8th Yr	Overall	Conf	Conf Tourn	NCAA/CBI	ALL POST
Nevada	4 yrs	205-76	95-48	10-6	10-6 / 5-1	25-13
Arkansas	5th yr	95-42	41-30	6-3	2-3 / 5-1	13-7
				4-3	8-3 / --	12-6

PROFESSIONAL 14 Seasons 503-291 (50-39 Postseason *)

CBA	7 years	270-122	(39-34 Postseason *)
Rapid City	5 years	191-89	(27-25 Postseason *)
Florida	2 years	79-33	(12-9 Postseason *)
USBL	2 years	53-3	(4-0 Postseason *)
Florida	2 years	53-3	(4-0 Postseason *)
NBA	3 years	108-138	--
Golden State	2 years	75-89	--
Sacramento	1 year	33-49	--
D-League	2 years	72-28	(7-5 Postseason *)
Reno	1 year	34-16	(2-3 Postseason *)
Los Angeles	1 year	28-12	(5-2 Postseason *)
INTERNATIONAL	3 Years	24-14	--
Dominican	1 years	5-1	--
Venezuelan	2 years	19-13	--

* - Note, professional basketball does not include playoff results in W-L record

* - Musselman's pro record including playoffs is 553-330

MUSSELMAN STOPS BY YEAR

1988-89	General Mgr	Rapid City Thrillers	CBA
1989-90	Head Coach	Rapid City Thrillers	CBA
1990-91	Asst. Coach	Minnesota Timberwolves	NBA
1991-92	Head Coach	Rapid City Thrillers	CBA
1992-93	Head Coach	Rapid City Thrillers	CBA
1993-94	Head Coach	Rapid City Thrillers	CBA
1994-95	Head Coach	Rapid City Thrillers	CBA
Spring '95	Head Coach	Florida Sharks	USBL
1995-96	Head Coach	Florida Beachdogs	CBA
Spring '96	Head Coach	Florida Sharks	USBL
1996-97	Head Coach	Florida Beachdogs	CBA
1998-99	Asst. Coach	Orlando Magic	NBA
1999-00	Asst. Coach	Orlando Magic	NBA
2000-01	Asst. Coach	Atlanta Hawks	NBA
2001-02	Asst. Coach	Atlanta Hawks	NBA
2002-03	Head Coach	Golden State Warriors	NBA
2003-04	Head Coach	Golden State Warriors	NBA
2004-05	Asst. Coach	Memphis Grizzlies	NBA
2005-06	Asst. Coach	Memphis Grizzlies	NBA
2006-07	Head Coach	Sacramento Kings	NBA
2007-10	• DID NOT COACH FOR 3 SEASONS •		
2010-11	Head Coach	Reno Bighorns	NBADL
2011-12	Head Coach	Los Angeles Defenders	NBADL
2012-13	Asst. Coach	Arizona State Sun Devils	NCAA
2013-14	Assoc. HC	Arizona State Sun Devils	NCAA
2014-15	Assoc. HC	LSU Tigers	NCAA
2015-16	Head Coach	Nevada Wolf Pack	NCAA
2016-17	Head Coach	Nevada Wolf Pack	NCAA
2017-18	Head Coach	Nevada Wolf Pack	NCAA
2018-19	Head Coach	Nevada Wolf Pack	NCAA
2019-20	Head Coach	Arkansas Razorbacks	NCAA
2020-21	Head Coach	Arkansas Razorbacks	NCAA
2021-22	Head Coach	Arkansas Razorbacks	NCAA
2022-23	Head Coach	Arkansas Razorbacks	NCAA



MUSSELMAN AT A GLANCE

- Was named Arkansas' 13th head men's basketball coach on April 7, 2019. He has 31 years of coaching experience including eight years as a collegiate head coach and 14 as a professional head coach.
- **In his first eight years as a collegiate head coach, has won at least 20 games each season (24, 28, 29, 29, 20, 25, 28 and 22), advanced to all seven postseasons played (including six straight NCAA tournaments) and reached four NCAA Sweet 16's**, including a Elite 8 appearances with the Hogs in both 2021 and '22.
- At Arkansas, produced four "one-and-dones," three first-round draft picks - including two lottery picks, and six NBA draft picks. Overall, had at least one player drafted in five years straight: **Cody Martin** (2nd Rd, pick 36); **Isaiah Joe** (2nd Rd, pick 49); **Moses Moody** (1st Rd, pick 14); **Jaylin Williams** (2nd Rd, pick 34); **Anthony Black** (1st Rd, pick 6); **Nick Smith Jr.** (1st Rd, pick 27) and **Jordan Walsh** (2nd Rd, pick 38). Also, free agents **Caleb Martin**, **Mason Jones** and **Stanley Umude** have made NBA rosters.
- Defeated AP #1 Auburn on Gonzaga in 2022 and #1 NCAA seed Kansas in 2023.
- Prior to entering the collegiate head coaching ranks, was a head coach for seven professional teams, including two seasons with the Golden State Warriors (2002-04) and one with the Sacramento Kings (2006-07). He won over 550 games as a professional head coach with a combined pro winning percentage of .626 (553-330).
- Played collegiately at the University of San Diego and helped the Toreros to NCAA Tournament berths in 1984 and 1987. He was recipient of the program's Bugelli Leadership Award as a senior.
- Is married to Danyelle Sargent Musselman, who has worked at ESPN, Fox Sports and the NFL Network as a broadcaster. Has two sons, Michael and Matthew, and he and Danyelle have a daughter, Mariah.
- Musselman's father Bill was also an NBA head coach and they were the first father-son combination to become head coaches in the NBA.

MUSSELMAN DID YOU KNOWS

- Named General Manager of CBA's Rapid City Thrillers at age of 22. The next year, became head coach of the Thrillers at he age of 23, the youngest coach in CBA history.
- From 1990-1997, had 26 players called up to the NBA, the highest number in the league during that span.
- Is the only person in CBA history to coach in five league All-Star Games (1990, 1992, 1993, 1994, 1997)
- The first coach in professional basketball history to win 100 games by the age of 28.
- At the age of 37, named head coach of the Golden State Warriors and was the youngest head coach ever hired by an NBA team at the time.
- He and his father, Bill, were first father-son combination to both become head coaches in NBA history.
- In 2003, was runner-up to Gregg Popovich for NBA Coach of the Year Award voting (231 points, including 26 first-place votes).
- Is the CBA's third all-time winningest coach (270-122 in seven seasons) and the most successful coach (54-3 in two seasons) in the history of the United States Basketball League.
- Led CBA in scoring (116.7 ppg) in 192-93 and was 2nd in NBA in scoring (102.4 ppg) in 2002-03.
- Only needed 130 games to win his 100th game as a collegiate head coach. He was the 27th-fastest coach in NCAA history to reach 100 wins but was the ninth-fastest since 1970.
- In his first season at Arkansas (2020), the Razorbacks led the NCAA in 3-point field goal percentage defense while Arkansas led the NCAA in both free throws made and attempted in 2022.

MUSSELMAN VS. ALL OPPONENTS

Opponent	Overall	at Nevada	at Arkansas	Last Meeting
Abilene Christian	1-0	0-0	1-0	12/20/20
Air Force	7-0	7-0	0-0	03/05/19
Akron	1-0	1-0	0-0	12/22/18
Alabama	2-4	0-0	2-4	02/25/23
Alcorn State	• FIRST MEETING •			
Arizona State	1-0	1-0	0-0	12/07/18
Auburn	4-2	0-0	4-2	03/09/23
Austin Peay	1-0	0-0	1-0	11/12/19
Baylor	0-2	0-0	0-2	01/28/23
Boise State	7-2	7-2	0-0	02/02/19
Bradley	2-0	1-0	1-0	12/17/22
Buffalo	1-0	1-0	0-0	11/25/16
BYU	1-0	1-0	0-0	11/06/18
Cal State Fullerton	0-1	0-1	0-0	11/28/15
California Baptist	1-0	1-0	0-0	11/19/18
Central Arkansas	2-0	0-0	2-0	12/01/21
Charlotte	1-0	0-0	1-0	12/11/21
Cincinnati	2-0	1-0	1-0	11/23/21
Coastal Carolina	1-0	1-0	0-0	11/13/15
Colgate	1-0	0-0	1-0	03/19/21
Colorado State	7-1	7-1	0-0	02/02/19
Connecticut	0-1	0-0	0-1	03/23/23
Creighton	0-1	0-0	0-1	11/22/22
Davidson	1-0	1-0	0-0	11/21/17
Drake	1-0	1-0	0-0	12/12/15
Duke	0-1	0-0	0-1	03/26/22
Eastern Washington	1-0	1-0	0-0	03/21/16
Elon	1-0	0-0	1-0	12/21/21
Florida	3-2	0-1	3-1	02/18/23
Fordham	1-0	0-0	1-0	11/11/22
Fresno Pacific	1-0	1-0	0-0	12/09/15
Fresno State	6-3	6-3	0-0	02/23/19
Furman	• FIRST MEETING •			
Gardner-Webb	1-0	0-0	1-0	11/13/21
Georgia	3-1	0-0	3-1	02/21/23
Georgia Tech	1-0	0-0	1-0	11/25/19
Grand Canyon	1-0	1-0	0-0	12/09/18
Gonzaga	1-0	0-0	1-0	03/24/22
Hawai'i	1-1	1-1	0-0	11/24/17
Hofstra	0-1	0-0	0-1	12/18/21
Holy Names	1-0	1-0	0-0	11/30/15
Idaho	1-0	1-0	0-0	11/10/17
Illinois	1-0	0-0	1-0	03/16/23
Illinois State	1-0	1-0	0-0	11/29/17
Indiana	1-0	0-0	1-0	12/29/19
Iona	1-1	1-1	0-0	11/26/16
Iowa State	0-1	0-1	0-0	03/16/17
Kansas	1-0	0-0	1-0	3/218/23
Kansas State	1-0	0-0	1-0	11/02/21
Kentucky	3-2	0-0	3-2	03/04/23
Lipscomb	• FIRST MEETING •			
Little Rock	1-0	0-0	1-0	12/04/21
Lipscomb	1-0	0-0	1-0	12/05/20
Little Rock	1-0	1-0	0-0	11/16/18
LSU	6-4	0-0	6-4	01/24/23
Louisville	1-0	0-0	1-0	11/21/22
Loyola-Chicago	1-1	1-1	0-0	11/28/18
Loyola Marymount	1-0	1-0	0-0	11/14/16
Massachusetts	1-0	1-0	0-0	11/23/18
Mercer	1-0	0-0	2-0	11/09/21
Memphis/Michigan	• FIRST MEETING •			
Ole Miss	4-0	0-0	4-0	01/21/23
Mississippi State	2-4	0-0	2-4	02/11/23
Mississippi Valley	1-0	0-0	1-0	11/25/20
Missouri	6-3	0-0	6-3	01/04/23
Montana	2-0	1-0	1-0	11/16/19
Montana State	1-0	1-0	0-0	11/15/15
Morehead State	2-1	2-1	0-0	04/01/16
New Mexico	5-3	5-3	0-0	02/09/19
New Mexico State	1-0	0-0	1-0	03/19/22
North Dakota State	1-0	0-0	1-0	11/07/22

MUSSELMAN VS. ALL OPPONENTS

Opponent	Overall	at Nevada	at Arkansas	Last Meeting
North Texas	2-0	0-0	2-0	11/29/20
Northern Iowa	1-0	0-0	1-0	11/17/21
Northern Kentucky	1-0	0-0	1-0	11/30/19
Oakland	1-0	1-0	0-0	11/23/16
Oklahoma	1-1	0-0	1-1	12/10/22
Oklahoma State	0-1	0-0	0-1	01/30/21
Old Dominion	• FIRST MEETING •			
Oral Roberts	2-0	0-0	2-0	03/27/21
Oregon State	1-1	1-1	0-0	11/18/16
Pacific	4-0	4-0	0-0	11/09/18
Penn	1-0	0-0	1-0	11/28/21
Portland State	1-0	1-0	0-0	11/25/15
Radford	1-0	1-0	0-0	12/17/17
Rhode Island	1-0	1-0	0-0	11/13/17
Rice	1-0	0-0	1-0	11/05/19
Saint Mary's	0-1	0-1	0-0	11/11/16
San Diego State	4-7	3-7	1-0	11/23/22
San Francisco	0-1	0-1	0-0	12/23/17
San Jose State	6-0	6-0	1-0	12/03/22
Santa Clara	2-0	2-0	0-0	11/15/17
South Carolina	3-1	0-0	3-1	02/04/23
South Dakota	1-0	0-0	1-0	11/22/19
South Dakota State	2-0	1-0	1-0	11/16/22
Southern	1-0	0-0	1-0	12/09/20
Southern Cal	1-0	1-0	0-0	12/01/18
Southern Illinois	1-0	1-0	0-0	12/22/17
Stanford	• FIRST MEETING •			
Tennessee	2-4	0-0	2-4	02/28/23
Texas	1-0	1-0	0-0	03/16/18
Texas A&M	4-5	0-0	4-5	03/10/23
Texas Tech	1-0	0-0	1-0	03/21/21
TCU	1-1	0-1	1-0	01/25/20
Texas Southern	1-0	0-0	1-0	11/19/19
Texas Tech	0-1	0-1	0-0	12/05/17
Towson	1-0	1-0	0-0	12/21/16
Troy	1-0	0-0	1-0	11/28/22
Tulsa	2-0	1-0	1-0	12/14/19
UC Davis	1-0	1-0	0-0	12/19/17
UC Irvine	2-0	2-0	0-0	12/02/17
UC Santa Barbara	1-0	1-0	0-0	12/22/16
UNC Asheville	1-0	0-0	1-0	12/21/22
UNC Greensboro	1-0	0-0	1-0	12/06/22
UNC Wilmington	• FIRST MEETING •			
UNLV	7-2	7-2	0-0	02/27/19
UT Arlington	1-0	0-0	1-0	12/02/20
Utah	1-0	1-0	0-0	12/29/18
Utah State	7-2	7-2	0-0	03/02/19
Valparaiso	1-0	0-0	1-0	12/21/19
Vanderbilt	3-2	0-0	3-2	01/04/22
Vermont	2-0	1-0	1-0	03/17/16
Washington	1-0	1-0	0-0	12/11/16
West Virginia	1-0	0-0	1-0	01/29/22
Western Kentucky	0-1	0-0	0-1	12/07/19
Wichita State	0-1	0-1	0-0	12/22/15
Wyoming	5-1	5-1	0-0	02/16/19
Totals	205-76	110-34	95-42	

MUSSELMAN VS. CONFERENCES

American Athletic	4-0	CAA	2-1	Ohio Valley	3-1
American East	2-0	C-USA	4-1	Pac-12	5-1
ACC	3-0	Horizon League	2-0	Patriot League	1-0
Atlantic Sun	2-0	Ind./Non D-1	2-0	SEC	44-34
Atlantic 10	4-0	Ivy League	1-0	SoCon	2-0
Big East	0-2	MAAC	1-1	Southland	2-0
Big Sky	6-0	Mid-American	1-0	SWAC	3-0
Big South	4-0	MEAC	0-0	Summit League	6-0
Big Ten	2-0	Missouri Valley	8-2	Sun Belt	5-0
Big 12	7-7	Mountain West	62-21	WCC	9-2
Big West	5-2	Northeast	0-0	WAC	3-0

MUSSELMAN RECORD BREAKDOWN

OVERALL:	205-76
- AT ARKANSAS.....	95-42
Home:.....	118-14.....60-9 at Arkansas
Away:.....	50-43.....16-24 at Arkansas
Neutral:.....	37-19.....19-9 at Arkansas
CONFERENCE GAMES:	95-48
- AT ARKANSAS.....	41-30
Home:.....	59-14.....28-9 at Arkansas
Away:.....	36-34.....13-19 at Arkansas
VS RANKED TEAMS: 13-20	AS RANKED TEAM:78-25
- AT ARKANSAS.....11-18	- AT ARKANSAS.....40-13
Home:.....	5-5 / 5-5 at Ark
Away:.....	2-9 / 2-8 at Ark
Neutral:.....	6-7 / 4-5 at Ark
Neutral:.....	41-2 / 23-1 at Ark
Away:.....	15-11 / 3-5 at Ark
Neutral:.....	22-12 / 14-7 at Ark
RECORD BY MONTH:	
November:.....	46-5.....21-1 at Arkansas
December:.....	41-12.....20-5 at Arkansas
January:.....	42-22.....18-16 at Arkansas
February:.....	43-17.....20-11 at Arkansas
March:.....	32-20.....16-9 at Arkansas
April:.....	1-0.....0-0 at Arkansas
WHEN LEADING AT HALFTIME:	157-13
at Arkansas.....	73-9
WHEN TRAILING AT HALFTIME:	45-61
at Arkansas.....	20-32
WHEN TIED AT HALFTIME:	4-1
at Arkansas.....	2-1
OUT-REBOUNDING OPP:	127-19
at Arkansas.....	57-9
BEING OUT-REBOUNDED:	67-52
at Arkansas.....	34-30
REBOUNDS ARE EVEN:	11-4
at Arkansas.....	4-3
WHEN SCORING FIRST:	121-33
at Arkansas.....	55-17
WHEN OPPONENT SCORES FIRST:	84-43
at Arkansas.....	40-25
ONE-POSSESSION GAMES:	26-18
at Arkansas.....	11-10
OVERTIME GAMES:	11-6
at Arkansas.....	5-3
GAMES DECIDED BY 1-5 PTS:	43-30
at Arkansas.....	19-16
GAMES DECIDED BY 6-10 PTS:	38-21
at Arkansas.....	23-13
GAMES DECIDED BY 11-19 PTS:	63-17
at Arkansas.....	30-9
GAMES DECIDED BY 20-PLUS PTS:	51-8
at Arkansas.....	23-4
SHOOTING 50 PERCENT OR BETTER:	66-3
at Arkansas.....	28-2
SHOOTING PCT. BETTER THAN OPP:	170-14
at Arkansas.....	81-9
SHOOTING PCT. WORSE THAN OPP:	34-61
at Arkansas.....	14-33
SHOOTING PCT. SAME AS OPP:	1-1
at Arkansas.....	0-0
OUT-SCORING OPP BENCH:	100-14
at Arkansas.....	47-13
OUT-SCORED BY OPP BENCH:	97-51
at Arkansas.....	44-27
BENCH SCORING EVEN:	8-1
at Arkansas.....	4-1

MOST POINTS BY A MUSSELMAN TEAM

NOTE: MISSING SOME RESULTS FROM RAPID CITY (CBA) AND FLORIDA (USBL)			
142	Arkansas	Mississippi Valley State	11/25/20 W, 142-62
138	LA D-Fenders	Erie BayHawks	02/06/12 W, 138-107
135	LA D-Fenders	Stockton Kings	11/28/11 W, 135-103
135	Sacramento	Charlotte Bobcats	02/28/07 W, 135-120
135	Golden State	Orlando Magic	11/16/02 W, 135-92
133	Golden State	at Milwaukee Bucks	03/08/03 L, 133-138 (OT)
132	LA D-Fenders	Rio Grande Valley Vipers	12/05/11 W, 132-126
128	Sacramento	Los Angeles Lakers	12/29/06 L, 128-132 (OT)
128	Golden State	Utah Jazz	04/08/03 W, 128-102
127	LA D-Fenders	Canton Charge	01/30/12 W, 127-87
127	Reno	Idaho Stampede	12/01/10 W, 127-117
126	Reno	Rio Grande Valley Vipers	004/20/11 L, 126-134

PLAYER GAME HIGHS:

MOST POINTS:	
at Nevada:	45 Jordan Caroline at New Mexico 01/07/17
	40 Jordan Caroline at Colorado St 02/06/19
	37 D.J. Fenner vs UNLV 02/08/17
	34 Marqueeze Coleman at Hawai'i 11/16/15
	33 Caleb Martin at Utah 12/29/18
	32 Marcus Marshall at Wyoming 01/14/17
	32 Marcus Marshall at Washington 12/11/16
	32 Tyrone Criswell vs Eastern Washington 03/21/16
	30 4x
at Arkansas:	41 Mason Jones vs Tulsa 12/14/19
	40 Mason Jones vs Auburn 02/04/20
	38 Mason Jones vs Miss State 02/15/20
	37 Mason Jones vs Tennessee 02/26/20
	36 Mason Jones vs LSU 03/04/20
	34 Mason Jones vs South Carolina 01/29/20
	34 Isaiah Joe at Ole Miss 01/11/20
	33 Isaiah Joe vs Texas Southern 11/19/19
	32 Mason Jones vs Rice 11/05/19
	31 Stanley Umude at Georgia 02/02/22
	31 JD Notae at Texas A&M 01/08/22
	30 5x - Last: JD Notae vs Kentucky 02/26/22
Season Opener: 32 Mason Jones vs Rice 11/05/19	
SEC Opener 17 Isaiah Joe & Mason Jones vs TX A&M 01/04/20	
SEC Game: 40 Mason Jones vs Auburn 02/04/20	
SEC Tourney: 28 Moses Moody vs LSU 03/13/20	
NCAA Tourney: 27, Justin Smith vs Colgate 03/19/21	
Bud Walton: 41 Mason Jones vs Tulsa 12/14/19	
Road Game: 34 Isaiah Joe at Ole Miss 01/11/20	
Neutral Site: 28 Moses Moody vs LSU 03/13/20	
Ranked Opp: 40 Mason Jones vs Auburn 02/04/20	
Frosh: 28 (4x) Moses Moody (Bama, USC, TX A&M, LSU)	
Soph: 34 Isaiah Joe at Ole Miss 01/11/20	
Junior: 41 Mason Jones vs Tulsa 12/14/19	
Senior+: 31 (2x) Notae at TX A&M and Umude at Georgia	
MOST FIELD GOALS MADE:	
at Nevada:	17 Jordan Caroline at New Mexico 01/07/17
	13 Cody Martin vs Utah State 02/17/18
	12 Jordan Caroline at UNLV 02/25/17
	12 Cameron Oliver vs Eastern Washington 03/21/16
	12 D.J. Fenner v UNLV 02/08/17
at Arkansas:	14 Jimmy Whitt Jr. vs Vanderbilt 01/15/20
	12 Jalen Graham vs Florida 02/18/23
	12 Ricky Council IV vs Troy 11/28/22
	12 Stanley Umude at Georgia 02/02/22
	12 Mason Jones vs Auburn 02/04/20
	12 Mason Jones vs Tulsa 12/14/19
	12 Mason Jones vs Rice 11/05/19
MOST 3-POINTERS MADE:	
at Nevada:	8 Marcus Marshall at UNLV 02/25/17
	7 6x
at Arkansas:	8 Mason Jones at Texas A&M 03/07/20
	7 Isaiah Joe at Ole Miss 01/11/20
	6 5x - LAST: Stanley Umude at Missouri 02/15/22
MOST FREE THROWS MADE:	
at Nevada:	15 Marcus Marshall vs Boise State 02/22/17
	15 Marqueeze Coleman vs UNLV 01/23/16
	15 Marqueeze Coleman at Hawai'i 11/16/15
	14 Jordan Caroline vs Rhode Island 11/13/17
	14 Marcus Marshall at Wyoming 01/14/17
at Arkansas:	18 Mason Jones vs Miss State 02/15/20
	16 Moses Moody vs Alabama 02/24/21
	15 Mason Jones vs South Carolina 01/29/20
	13 Anthony Black at Auburn 01/07/23
	13 JD Notae vs Kentucky 02/26/22
	12 4x - Last Chris Lykes vs Elon 12/21/21
MOST REBOUNDS:	
at Nevada:	24 Cameron Oliver vs Fresno State 02/1/16
	21 Cameron Oliver at UNLV 02/20/16
	17 Cameron Oliver vs Colorado State 03/04/17
	6x
at Arkansas:	17 Justin Smith vs Oral Roberts 12/20/20
	16 Jaylin Williams vs Tennessee 02/19/22
	16 Connor Vanover vs North Texas 11/28/20
	15 Jaylin Williams vs New Mexico St 03/19/22
	15 Jaylin Williams vs West Virginia 01/29/22
	15 Jimmy Whitt Jr. vs LSU 03/04/20
	14 Makhel Mitchell vs UNGC 12/06/22
	14 Justin Smith vs Oral Roberts 03/27/21
Season Opener: 12 Trevon Brazile vs North Dakota State 11/07/22	
SEC Opener 6 Mason Jones vs Texas A&M 01/04/20	
SEC Game: 16 Jaylin Williams vs Tennessee 02/19/22	
SEC Tourney: 11 Jaylin Williams vs LSU 03/11/22	
NCAA Tourney: 15 Jaylin Williams vs New Mexico St 03/19/22	
Bud Walton: 17 Justin Smith vs Oral Roberts 12/20/20	
Road Game: 13 Jaylin Williams at LSU 01/15/22	
Neutral Site: 15 Jaylin Williams vs New Mexico St 03/19/22	
Ranked Opp: 16 Jaylin Williams vs #16 Tennessee 02/19/22	
Frosh: 10 (6x) last Jordan Walsh at South Carolina 02/04/23	
Soph: 16 (2x) last Jaylin Williams vs Tennessee 02/19/22	
Junior: 12 Mason Jones vs South Carolina 01/29/20	
Senior+: 17 Justin Smith vs Oral Roberts 12/20/20	

MOST OFFENSIVE REBOUNDS:	
at Nevada:	11 AJ West at Pacific 11/21/15
	8 Cameron Oliver vs Fresno State 02/1/16
at Arkansas:	11 Justin Smith vs Oral Roberts 03/27/21
	10 Justin Smith vs Oral Roberts 12/12/20
	6 Au'Diese Toney vs Cincinnati 11/23/21
	6 Justin Smith vs UT Arlington 12/02/20
	6 Reggie Chaney at Missouri 02/08/20
MOST DEFENSIVE REBOUNDS:	
at Nevada:	16 Cameron Oliver vs Fresno State 02/1/16
	14 Cameron Oliver vs Colorado State 03/04/17
	14 Cameron Oliver at Wyoming 01/14/17
	13 Cameron Oliver vs Colorado State 03/11/17
	13 Cameron Oliver at Air Force 02/15/17
at Arkansas:	15 Jaylin Williams vs Tennessee 02/19/22
	15 Jaylin Williams vs West Virginia 01/29/22
	14 Makhel Mitchell vs UNGC 12/06/22
	14 Connor Vanover vs North Texas 11/28/20
	14 Jimmy Whitt Jr. vs LSU 03/04/20
	13 Jaylin Williams vs New Mexico St 03/19/22
	13 Jaylin Williams at LSU 01/15/22
MOST ASSISTS:	
at Nevada:	11 Cody Martin vs BYU 11/06/18
	11 Cody Martin vs Colorado State 02/25/18
	11 Marqueeze Coleman vs Holy Names 11/30/15
	10 Cody Martin vs Little Rock 11/16/18
	10 Cody Martin vs Pacific 11/09/18
	10 Marcus Marshall vs Colorado State 03/04/17
at Arkansas:	11 Jalen Tate vs UCA 12/12/12
	10 Jalen Tate vs Georgia 01/09/21
	9 Mason Jones at Ole Miss 01/11/20
	8 Anthony Black vs Georgia 02/22/23
	8 Anthony Black at Texas A&M 02/15/23
	8 Anthony Black vs Ole Miss 01/21/23
	8 JD Notae vs Kentucky 02/26/22
	8 Davonte Davis vs Charlotte 12/07/21
	8 Jalen Tate at Vanderbilt 01/23/21
	8 Mason Jones vs Vanderbilt 01/15/20
Season Opener: 7 Isaiah Joe vs Rice 11/05/19	
SEC Opener 5 Jalen Harris vs Texas A&M 01/04/20	
SEC Game: 10 Jalen Tate vs Georgia 01/09/21	
SEC Tourney: 6 (2x) LAST Anthony Black vs Auburn 03/09/23	
NCAA Tourney: 6 (2x) LAST JD Notae vs Gonzaga 03/12/22	
Bud Walton: 11 Jalen Tate vs Central Arkansas 12/12/12	
Road Game: 9 Mason Jones at Ole Miss 01/11/20	
Neutral Site: 6 Jalen Tate vs Oral Roberts 03/27/21	
Ranked Opp: 6 (2x) last JD Notae vs Gonzaga 03/12/22	
Frosh: 8 (3x) Anthony Black vs Ole Miss, at TX A&M and vs UGA	
Soph: 8 Davonte Davis vs Charlotte 12/07/21	
Junior: 9 Mason Jones at Ole Miss 01/11/20	
Senior+: 11 Jalen Tate vs Central Arkansas 12/12/12	
MOST STEALS:	
at Nevada:	5 Caleb Martin vs California Baptist 11/19/18
	5 Jordan Caroline at San Diego St 02/12/17
	5 Marqueeze Coleman at New Mexico 12/30/15
	4 17x
at Arkansas:	8 JD Notae vs New Mexico St 03/19/22
	7 JD Notae vs Mercer 11/09/21
	7 JD Notae vs Vanderbilt 01/04/22
	6 Jaylin Williams vs Texas A&M 01/22/22
	5 10x: last Anthony Black at Kentucky 02/07/23
Season Opener: 7 JD Notae vs Mercer 11/09/21	
SEC Opener 3 Mason Jones vs Texas A&M 01/04/20	
SEC Game: 7 JD Notae vs Vanderbilt 01/04/21	
SEC Tourney: 4 JD Notae vs LSU 03/11/22 & Davis vs LSU 03/13/20	
NCAA Tourney: 8 JD Notae vs New Mexico St 03/09/22	
Bud Walton: 7 JD Notae vs Mercer 11/09/21	
Road Game: 5 (2x) last JD Notae at South Carolina	
Neutral Site: 8 JD Notae vs New Mexico St 03/09/22	
Ranked Opp: 4 Desi Sills vs Auburn 02/04/20	
Frosh: 5 (2x) Anthony Black vs Ole Miss 01/21/23 / at UK 02/07/23	
Soph: 6 Jaylin Williams vs Texas A&M 01/22/22	
Junior: 5 (5x) Last Davonte Davis vs Bradley 12/17/22	
Senior+: 8 JD Notae vs New Mexico St 03/09/22	
MOST BLOCKED SHOTS:	
at Nevada:	6 Cameron Oliver vs Morehead State 04/01/16
	5 7x
at Arkansas:	7 Makhel Mitchell vs Texas A&M 01/31/23
	6 Connor Vanover vs North Texas 11/28/20
	5 Makhel Mitchell at Kentucky 02/07/23
	5 Connor Vanover at Oklahoma St. 01/30/21
	5 Connor Vanover vs Ole Miss 01/27/21
	5 Adrio Bailey vs Valpo 12/21/19
	5 Adrio Bailey vs Texas Southern 11/19/19
Season Opener: 3 Connor Vanover vs Miss Valley 11/25/20	
SEC Opener: 3 Jaylin Williams at Mississippi State 12/29/21	
SEC Game: 7 Makhel Mitchell vs Texas A&M 01/31/23	
SEC Tourney: 4 (3x) last Khi Mitchell & A. Black vs TX A&M 03/10/23	
NCAA Tourney: 3 Moses Moody vs Oral Roberts 03/27/21	
Bud Walton: 6 Connor Vanover vs North Texas 11/28/20	
Road Game: 5 (2x) last Makhel Mitchell at Kentucky 02/07/23	
Neutral Site: 5 Adrio Bailey vs Valpo 12/21/19	
Ranked Opp: 4 Jalen Tate vs Alabama 02/24/21	
Frosh: 4 Jaylin Williams vs LSU 02/27/21	
Soph: 6 Connor Vanover vs North Texas 11/28/20	
Junior: 3 (2x) last Ethan Henderson vs LSU 03/13/21	
Senior+: 7 Makhel Mitchell vs Texas A&M 01/31/23	

TEAM GAME HIGHS:

MOST POINTS:			
at Nevada:	119	vs Fresno State 12/09/15	W, 119-70
	110	vs UMass 11/23/18	W, 110-87
	108	vs Holy Names 11/30/15	W, 108-57
	105	at New Mexico 01/07/17	W, 105-104 (OT)
	104	vs UNLV 02/08/17	W, 104-77
	103	at Wyoming 01/24/18	L, 103-104 (2OT)
	102	vs Fresno State 01/31/18	W, 102-92
	101	at UNLV 02/28/18	W, 101-75
	100	vs Colorado State 01/23/19	W, 100-60
at Arkansas:	142	vs Mississippi Valley 11/25/20	W, 142-62
	101	at South Carolina 03/02/21	W, 101-73
	100	vs Central Arkansas 12/12/12	W, 100-75
	99	vs San Jose State 12/03/22	W, 99-58
	99	at Georgia 02/02/22	W, 99-73
	99	vs Georgia 01/09/21	W, 99-69
	99	vs LSU 03/04/20	W, 99-90

MOST FIELD GOALS MADE:			
at Nevada:	40	vs UMass 11/23/18	
	40	vs Fresno State 12/09/15	
	40	vs Holy Names 11/30/15	
	38	vs San Jose State 0/09/19	
	38	vs UNLV 02/08/17	
at Arkansas:	48	vs Mississippi Valley 11/25/20	
	40	at Georgia 02/02/22	
	40	vs Central Arkansas 12/01/21	
	40	vs Central Arkansas 12/12/20	

MOST FIELD GOALS ATTEMPTED:			
at Nevada:	80	at UNLV 02/20/16	
	77	vs Colorado State 02/25/18	
	75	at New Mexico 01/07/17	
	74	3x last vs Wyoming 01/03/18	
at Arkansas:	86	vs Mississippi Valley 11/25/20	
	77	vs Oral Roberts 12/20/20	
	76	at LSU 01/13/21	
	76	vs Central Arkansas 12/12/20	

BEST FIELD GOAL PERCENTAGE:			
at Nevada:	.615 (40-65)	vs UMass 11/23/18	
	.597 (40-67)	vs Fresno State 12/09/15	
	.597 (40-67)	vs Holy Names 11/30/15	
	.593 (32-54)	at Utah State 02/17/18	
	.589 (33-56)	vs Fresno State 01/31/18	
at Arkansas:	.638 (37-58)	vs Georgia 02/21/23	
	.627 (32-51)	at Kentucky 02/07/23	
	.627 (37-59)	vs San Jose State 12/03/22	
	.593 (35-59)	vs Oklahoma 12/12/22	
	.576 (34-59)	vs Florida 02/18/23	
	.571 (36-63)	at Vanderbilt 01/23/21	
	.569 (29-51)	vs Louisville 11/21/22	

BEST 3-POINT FIELD GOALS MADE:			
at Nevada:	17	at Pacific 11/18/17	
	15	vs Pacific 11/09/18	
	15	at Air Force 01/06/18	
	15	at Santa Clara 11/15/17	
	15	at New Mexico 01/07/17	
at Arkansas:	20	vs Mississippi Valley 11/25/20	
	15	at Georgia 02/02/22	
	15	at South Carolina 03/02/21	
	14	at Texas A&M 03/07/20	
	13	vs Gardner-Webb 11/13/21	

MOST 3-POINT FIELD GOALS ATTEMPTED:			
at Nevada:	39	vs South Dakota State 12/15/18	
	37	at Fresno State 01/12/19	
	37	vs San Jose State 02/21/18	
	34	vs San Jose State 01/09/19	
	34	at Pacific 11/18/17	
at Arkansas:	40	vs Mississippi Valley 11/25/20	
	34	vs Lipscomb 12/05/20	
	33	at South Carolina 03/02/21	
	33	vs Southern 12/09/20	
	32	at Texas A&M 03/07/20	

BEST 3-POINT FIELD GOAL PERCENTAGE:			
at Nevada:	.600 (6-10)	vs Morehead State 03/30/16	
	.588 (10-17)	at Fresno State 12/27/17	
	.579 (11-19)	vs Southern Illinois 12/22/17	
	.550 (11/20)	vs Oakland 11/23/16	
at Arkansas:	.667 (6-9)	vs TCU 01/25/20	
	.615 (8-13)	vs San Jose State 12/03/22	
	.571 (12-21)	vs Georgia 01/09/21	
	.550 (11-20)	vs Georgia 02/21/23	
	.536 (15-28)	at Georgia 02/02/22	
	.524 (11-21)	at Missouri 02/15/22	

MOST FREE THROWS MADE:			
at Nevada:	39	vs Morehead State 04/01/16	
	36	vs Rhode Island 11/13/17	
	35	vs Tulsa 11/22/18	
	31	at Wyoming 01/14/17	
at Arkansas:	36	vs LSU 03/04/20	
	29	vs Elon 12/21/21	
	28	vs West Virginia 01/29/22	
	28	at Missouri 02/08/20	

MOST FREE THROWS ATTEMPTED:			
at Nevada:	45	vs Morehead State 04/01/16	
	44	vs Rhode Island 11/13/17	
	43	at Pacific 11/21/15	
	42	vs Tulsa 11/22/18	
at Arkansas:	54	vs LSU 03/04/20	
	43	vs Alabama 02/24/21	
	40	vs South Carolina 01/29/20	
	39	at Missouri 02/08/20	
	36	at Tennessee 02/11/20	

BEST FREE THROW PERCENTAGE:			
at Nevada:	.929 (13-14)	vs Loyola-Chicago 03/22/18	
	.929 (13-14)	at Cal State Fullerton 11/28/15	
	.900 (18-20)	at Pacific 11/18/17	
at Arkansas:	1.000 (11-11)	vs Duke 03/26/22	
	.944 (17-18)	vs Oklahoma 12/11/21	
	.944 (17-18)	at LSU 01/08/20	
	.929 (13-14)	vs Mississippi State 02/02/21	
	.923 (12-13)	at South Carolina 03/02/21	
	.917 (11-12)	vs South Dakota 11/22/19	

MOST REBOUNDS:			
at Nevada:	61	at Pacific 11/21/15	
	60	vs Fresno Pacific 12/09/15	
	57	vs Fresno State 02/13/16	
	53	at UNLV 02/20/16	
	50	vs San Jose State 12/28/16	
at Arkansas:	58	Oral Roberts 12/20/20	
	58	vs Mississippi Valley 11/25/20	
	54	vs Lipscomb 12/05/20	
	47	vs UCG 12/06/22	
	47	vs Central Arkansas 12/01/21	

MOST OFFENSIVE REBOUNDS:			
at Nevada:	25	at Pacific 11/21/15	
	19	vs Fresno Pacific 12/09/15	
	19	vs Fresno State 02/13/16	
	19	vs Florida 03/21/19	
at Arkansas:	24	vs Oral Roberts 12/20/20	
	21	at Alabama 02/12/22	
	20	at Texas A&M 01/08/22	
	20	vs Mississippi Valley 11/25/20	
	18	vs Cincinnati 11/23/21	
	18	vs Oral Roberts 03/27/21	

MOST DEFENSIVE REBOUNDS:			
at Nevada:	43	vs Fresno State 02/13/16	
	42	vs San Jose State 12/28/16	
	41	vs Fresno Pacific 12/09/15	
	40	vs Little Rock 11/16/18	
at Arkansas:	44	vs Lipscomb 12/05/20	
	39	vs UCG 12/06/22	
	38	vs Mississippi Valley 11/25/20	
	36	vs LSU 02/27/21	
	36	vs Valparaiso 12/21/19	

MOST ASSISTS:			
at Nevada:	29	vs Holy Names 11/30/15	
	27	at Santa Clara 11/15/17	
	25	vs Illinois State 11/29/17	
	25	at New Mexico 01/07/17	
	24	vs UC Davis 12/19/17	
at Arkansas:	26	vs Georgia 02/21/23	
	26	vs Central Arkansas 12/12/20	
	26	vs Mississippi Valley 11/25/20	
	23	at Georgia 02/02/22	
	23	vs Gardner-Webb 11/13/21	
	22	vs San Jose State 12/03/22	
	22	vs Central Arkansas 12/01/21	
	22	at Vanderbilt 01/23/21	

MOST STEALS:			
at Nevada:	15	vs San Jose State 01/09/19	
	15	vs Utah State 01/02/19	
	13	at New Mexico 12/30/15	
	12	vs New Mexico 01/28/17	
at Arkansas:	16	vs Bradley 12/17/22	
	16	vs Central Arkansas 12/01/21	
	15	vs UNC Asheville 12/21/22	
	15	at Georgia Tech 11/25/19	
	14	vs South Dakota State 11/16/22	
	14	vs Texas A&M 01/22/22	
	14	vs Auburn 02/04/20	
	14	vs Rice 11/05/19	

MOST BLOCKED SHOTS:			
at Nevada:	11	at Oregon State 12/05/15	
	10	at Wyoming 01/20/16	
	10	vs Holy Names 11/30/15	
	9	vs UNLV 03/08/18	
	9	at New Mexico 01/07/17	
at Arkansas:	13	vs Texas A&M 01/31/23	
	11	vs Texas A&M 03/10/23	
	11	vs Alabama 02/24/21	
	10	vs Elon 12/21/21	
	10	vs Texas Southern 11/19/19	

MUSS TEAMS IN THE NCAA/CONFERENCE STATS												
	2015-16	2016-17	2017-18	2018-19	2019-20	2020-21	2021-22	2022-23				
A-Turnover Ratio	232/9	13 / 1	2 / 1	15 / 1	140 / 4	103 / 2	110 / 4	208 / 11				
Assists/Gm	220 / 9	32 / 1	27 / 2	75 / 3	226 / 10	80 / 4	116 / 7	192 / 8				
Blocks/Gm	7 / 1	64 / 3	74 / 2	100 / 2	84 / 9	17 / 4	71 / 8	14 / 4				
FG Pct	251 / 9	146 / 5	60 / 3	68 / 4	147 / 6	100 / 4	218 / 10	60 / 2				
FG Pct Defense	28 / 2	120 / 7	140 / 4	42 / 3	169 / 12	70 / 5	58 / 4	94 / 7				
FT Attempts	2 / 1	13 / 1	16 / 2	2 / 16	1 / 8	2 / 5	1 / 1	17 / 3				
FT Made	1 / 1	24 / 2	9 / 2	27 / 1	3 / 1	2 / 1	1 / 1	30 / 4				
FT Pct	43 / 2	159 / 6	66 / 2	167 / 6	102 / 6	68 / 4	32 / 1	247 / 10				
Fouls/Gm	275 / 8	35 / 1	95 / 1	126 / 3	311 / 11	131 / 3	189 / 6	326 / 14				
Def Reb/Gm	19 / 1	31 / 2	92 / 6	31 / 2	287 / 12	33 / 2	52 / 3	162 / 5				
Off Reb/Gm	76 / 2	132 / 3	255 / 7	205 / 6	325 / 14	44 / 8	107 / 11	149 / 12				
Total Rebs/Gm	18 / 1	41 / 1	171 / 6	72 / 4	322 / 14	18 / 2	50 / 5	146 / 10				
Reb Margin	4 / 2	72 / 1	232 / 81	97 / 3	342 / 14	56 / 3	89 / 6	110 / 6				
Scoring Defense	177 / 5	151 / 6	191 / 6	55 / 1	185 / 9	189 / 8	145 / 9	1113 / 6				
Scoring Margin	117 / 5	39 / 1	27 / 1	9 / 1	70 / 4	24 / 1	53 / 5	77 / 5				
Scoring Offense	113 / 5	37 / 1	18 / 2	28 / 1	56 / 5	11 / 2	50 / 4	119 / 4				
Steals/Gm	98 / 3	262 / 8	174 / 6	172 / 4	41 / 1	48 / 4	72 / 8	28 / 3				
3 Pt FG Att	176 / 8	37 / 2	29 / 2	51 / 2	115 / 5	26 / 3	105 / 7	340 / 14				
3 PT FG/Game	323 / 11	33 / 2	31 / 3	74 / 3	143 / 4	169 / 5	279 / 11	342 / 14				
3 PT FG Pct	314 / 11	42 / 1	26 / 2	155 / 6	175 / 5	198 / 7	320 / 11	315 / 12				
3 Pt FG Defense	59 / 2	18 / 2	20 / 1	113 / 3	1 / 1	174 / 9	125 / 11	40 / 5				
Turnover Margin	184 / 5	169 / 7	22 / 2	22 / 1	9 / 1	48 / 2	40 / 4	68 / 4				
Turnovers Forced	154 / 5	306 / 10	191 / 6	127 / 3	29 / 1	52 / 7	42 / 5	56 / 3				
Turnovers/Gm	208 / 7	26 / 2	4 / 1	13 / 1	47 / 1	151 / 3	133 / 4	212 / 10				
W-L Pct	93 / 3	17 / 1	17 / 1	7 / 1	89 / 5	17 / 2	36 / 4	108 / 8				

MOST TURNOVERS:			
at Nevada:	21	at Texas Tech 12/05/17	
	21	vs Morehead State 03/30/16	
	20	vs Fresno Pacific 12/09/15	
	20	at San Diego State 03/11/16	
at Arkansas:	21	at Missouri 01/18/23	
	21	vs Rice 11/05/19	
	20	vs South Dakota State 11/16/22	
	20	vs Missouri 03/12/21	
	20	at Tennessee 01/06/21	
	20	at Austin Peay 12/03/19	

MOST FOULS:			
at Nevada:	38	at Wichita State 12/22/15	
	30	at New Mexico 01/07/17	
	30	at New Mexico 12/30/15	
	28	at Utah State 03/02/19	
at Arkansas:	33	at Missouri 01/18/23	
	32	at Missouri 02/08/20	
	30	at Vanderbilt 01/14/23	
	28	Missouri 01/02/21	
	28	at Texas A&M 03/07/20	

at Nevada:	38	at Wichita State 12/22/15
	30	at New Mexico 01/07/17
	30	at New Mexico 12/30/15
	28	at Utah State 03/02/19
at Arkansas	33	at Missouri 01/18/23
	32	at Missouri 02/08/20
	30	at Vanderbilt 01/14/23
	28	Missouri 01/02/21
	28	at Jayvan 05/02/07/20

3 PT PCT	.667 (12-18) .600 (6-10) .591 (13-22) .556 (10-18) .538 (14-26)	at Tennessee 03/05/22 vs Mississippi State 02/11/23 vs Oklahoma 12/11/21 at Vanderbilt 01/14/23 at Kentucky 02/09/21
FT MADE	34 30 29 28	at Missouri 02/08/20 at Missouri 01/18/23 at Vanderbilt 01/14/23 vs Missouri 01/02/21
FT ATTEMPTS	44 40 39 36 36	at Missouri 02/08/20 at Missouri 01/18/23 vs Missouri 01/02/21 at Vanderbilt 01/14/23 vs Alabama 01/11/23
FT PCT	1.000 (13-13) 1.000 (14-14) .962 (25-26) .950 (19-20) .947 (18-19)	at Ole Miss 01/26/22 vs Florida 02/16/21 at Ole Miss 01/11/20 vs Texas A&M 10/12/22 vs LSU 03/02/22
REBOUNDS	60 53 52 51	vs Auburn 02/08/22 at LSU 01/08/20 at Missouri 02/08/20 vs Missouri 01/02/21
OFF REB	24 24 23 22	vs Texas A&M 01/31/23 vs Auburn 02/08/22 at LSU 01/08/20 vs LSU 03/02/22
DEF REB	41 37 36 35	vs Missouri 01/02/21 at Georgia Tech 11/25/19 vs Auburn 02/08/22 vs Kentucky 01/18/20
ASSISTS	22 18 18 18 18 18 17	vs UConn 03/23/23 at Tennessee 02/28/23 vs Texas A&M 03/12/22 vs Oklahoma 12/11/21 at Kentucky 02/09/21 at Alabama 01/16/21 9x LAST vs Creighton 11/22/22
STEALS	13 12 12 12 11	at Missouri 01/18/23 vs Auburn 03/09/23 at Mississippi State 12/29/21 at Alabama 01/16/21 2x - LAST at Tennessee 02/28/23
BLOCKS	9 9 9 7	at Texas A&M 01/08/22 vs Auburn 01/20/21 at Tennessee 01/06/21 3x - LAST: at Auburn 01/07/23
TURNOVERS	30 27 27 26	vs Fordham 11/11/22 vs Bradley 12/17/22 vs Rice 11/05/19 vs Mississippi State 02/02/21
FOULS	35 33 32 31	vs LSU 03/04/20 vs South Carolina 01/29/20 vs Alabama 02/24/21 at Kentucky 02/07/23

ARK TEAM GAME LOWS (w/Muss):

FEWEST PTS	53 56 57 57 58 59	vs New Mexico State 03/19/22 at Texas A&M 02/15/23 at Tennessee 02/28/23 at LSU 12/28/22 vs Tennessee 02/19/22 3x LAST at Auburn 09/10/23
FEWEST FG	14 15 18 18 18	vs New Mexico State 03/19/22 at Tennessee 02/11/20 at Tennessee 02/28/23 vs UCG 12/06/22 vs Tennessee 02/19/22
FEWEST FGA	45 46 48 49 49 50	vs North Texas 11/12/19 vs Austin Peay 12/03/19 vs Mississippi State 02/11/23 at Tennessee 02/28/23 at Tennessee 02/11/20 3x in 2022-23 - LAST vs Auburn 03/09/23
LOWEST FG%	.275 (14-51) .268 (19-71) .305 (18-59) .306 (15-49) .314 (22-70)	vs New Mexico State 03/19/22 vs Missouri 01/02/21 vs Tennessee 02/19/22 at Tennessee 02/11/20 at Alabama 02/12/22
FEWEST 3PT FG	0 1 2 2 2 2 2	vs South Carolina 01/18/22 vs Oral Roberts 03/27/21 vs Florida 02/18/23 vs Alabama 01/11/23 at Auburn 01/07/23 vs San Diego State 11/23/22 vs Fordham 11/11/22 vs Mississippi State 02/02/21
FEWEST 3 FGA	9 9 9 10 10 10	at Kentucky 02/07/23 vs Oral Roberts 03/27/21 vs TCU 01/25/20 at Alabama 02/25/23 vs Florida 02/18/23 vs Alabama 01/11/23

LOWEST 3 PT%	.000 (0-11) .111 (1-9) .125 (2-16) .125 (2-16) .118 (2-17) .136 (3-22)	vs South Carolina 01/18/22 vs Oral Roberts 03/27/21 at Auburn 01/07/23 vs Fordham 11/11/22 vs Mississippi State 02/02/21 vs Kansas State 11/22/21
FEWEST FT	4 4 5 6	at Georgia 02/02/22 at Oklahoma State 01/30/21 at LSU 12/28/22 at Mississippi State 01/22/20
FEWEST FTA	7 7 8 8	at Georgia 02/02/22 at Oklahoma State 01/30/21 at Ole Miss 01/26/22 vs Central Arkansas 12/12/20
LOWEST FT%	.471 (8-17) .500 (7-14) .500 (5-10) .500 (13-26) .529 (9-17) .533 (8-15) .533 (8-15)	vs Southern 12/09/20 at Texas A&M 02/15/23 at LSU 12/28/22 vs Central Arkansas 12/01/21 vs Ole Miss 01/21/23 vs South Dakota State 11/16/22 vs Vanderbilt 01/15/20
FEWEST REBS	23 24 24 25 25	vs Missouri 02/22/20 vs North Texas 11/12/19 at LSU 01/08/20 vs Duke 03/26/22 at Texas A&M 03/07/20
FEWEST OFF REB	2 3 3 3 4	vs Missouri 02/22/20 vs New Mexico State 03/19/22 at LSU 01/08/20 at Georgia Tech 11/25/19 3x - LAST: vs Georgia 02/21/23
FEWEST DEF REB	15 15 17 17 18 18 18	vs UConn 03/23/23 at Florida 02/18/20 vs Oklahoma 12/10/22 vs Duke 03/26/22 vs Texas A&M 03/10/23 vs Kentucky 03/04/23 at Tennessee 02/11/20 vs TCU 01/25/20
FEWEST ASSISTS	4 4 4 6 6 7	vs Illinois 03/16/23 at Texas A&M 02/15/23 vs Troy 11/28/22 at Alabama 02/25/23 at Tennessee 02/11/20 5x LAST vs UConn 03/23/23
FEWEST STEALS	0 2 2 3 4	vs Texas Tech 03/21/21 vs New Mexico State 03/19/22 at Tennessee 01/06/21 at Vanderbilt 01/14/23 6x - LAST: at Baylor 01/28/23
FEWEST BLOCKS	0 1 1 1 1 1 6 6 6 6 6 6	at Alabama 02/12/22 vs New Mexico State 03/19/22 vs Texas Tech 03/21/21 vs Georgia 01/09/21 vs Northern Kentucky 11/30/19 vs South Carolina 01/29/20 vs Mississippi State 02/15/20 at Florida 02/18/20
FEWEST TO	5 5 5 6 6 6 6 6 6 6 6	vs New Mexico State 03/19/22 vs Northern Iowa 11/17/21 vs LSU 03/04/20 vs Kentucky 03/04/23 at Florida 02/22/22 vs Mississippi State 02/05/22 at Kentucky 02/09/21 at Georgia 02/29/20
FOULS	6 10 12 12 12 12	vs Mercer 11/09/21 vs Southern 12/09/20 vs Florida 02/18/23 vs Oklahoma 12/10/22 vs Mississippi Valley 11/25/20

OPP GAME LOWS (w/Muss at ARK):

FEWEST PTS	40 43 43 43 44	vs LSU 01/24/23 vs Missouri 01/12/22 vs Rice 11/05/19 vs North Texas 11/12/19 vs Southern 12/09/20
FEWEST FG	14 14 15 15 15 16 16	vs LSU 01/24/23 vs Missouri 01/12/22 vs Mississippi State 02/02/21 vs Lipscomb 12/05/20 vs Tennessee 02/19/22 vs Rice 11/05/19
FEWEST FGA	44 45 45 45 45 46	vs Louisville 11/21/22 vs Bradley 12/17/22 vs Fordham 11/11/22 vs Texas A&M 01/04/20 at Florida 02/18/20
LOWEST FG%	.254 (15-59) .259 (14-54) 271 (16-59) .286 (16-63) .286 (16-56) .292 (14-48)	vs Lipscomb 12/05/20 vs LSU 01/24/23 vs Tennessee 02/19/22 vs Southern 12/09/20 vs Rice 11/05/19 vs Missouri 01/12/22

FEWEST 3PT FG	1 1 1 1 2	vs Texas A&M 03/10/23 vs LSU 01/24/23 vs Ole Miss 01/27/21 vs Southern 12/09/20 9x - LAST: vs UNC Asheville 12/21/22
FEWEST 3 FGA	7 9 10 10 10 11	vs Mississippi State 02/15/20 vs LSU 01/24/23 vs Texas A&M 03/10/23 vs Duke 03/26/22 vs Texas Southern 11/19/19
LOWEST 3 PT%	.063 (1-16) .077 (1-13) .080 (2-25) .100 (1-10) .111 (1-9) .111 (2-18) .118 (2-17) .125 (2-16) .125 (2-16)	vs Ole Miss 01/27/21 vs Southern 12/09/20 vs Rice 11/05/19 vs Texas A&M 03/10/23 vs LSU 01/24/23 vs San Diego State 11/23/22 vs North Texas 11/12/19 vs Missouri 01/12/22 vs Montana 11/16/19
FEWEST FT	3 3 5 6 6 6 6 6	vs Alabama 02/24/21 vs Mississippi Valley 11/25/20 vs Elon 12/21/21 vs Ole Miss 01/21/23 at LSU 12/28/22 vs San Jose State 12/03/22 vs New Mexico State 03/19/22 vs LSU 02/27/21
FEWEST FTA	3 6 9 9 10	vs Alabama 02/24/21 vs Mississippi Valley 11/25/20 vs Elon 12/21/21 vs Oklahoma 12/10/22 3x LAST vs New Mexico State 03/19/22
LOWEST FT%	.375 (3-8) .462 (6-13) .467 (7-15) .471 (8-17) .500 (6-12) .500 (9-18) .500 (12-24) .500 (6-12) .500 (9-18)	vs Alabama 02/24/21 vs Ole Miss 01/21/23 vs Central Arkansas 12/01/21 vs Auburn 02/08/22 at LSU 12/28/22 vs UNC Asheville 12/21/22 vs South Carolina 01/18/22 vs LSU 02/27/21 at Indiana 12/29/19
FEWEST REBS	19 21 22 23 23 25	vs Auburn 03/09/23 vs Charlotte 12/01/21 vs Mercer 11/09/21 at Missouri 01/18/23 vs Missouri 01/04/23 vs Florida 02/18/23
FEWEST OFF REBS	4 4 4 4 5	vs Charlotte 12/01/21 vs Mercer 11/09/21 vs Mississippi State 02/15/20 vs Vanderbilt 01/15/20 7x - LAST: vs New Mexico State 03/19/22
FEWEST DEF REBS	13 14 16 17 17 18	vs Auburn 03/09/23 vs Missouri 01/04/23 at Missouri 01/18/23 vs Florida 02/18/23 vs Charlotte 12/01/21 3x LAST - vs San Jose State 12/03.22
FEWEST ASSISTS	4 5 5 6 6 6 6 6 6	vs Louisville 11/21/22 at Baylor 01/28/.23 vs Southern 12/09/20 vs Georgia 02/21/23 vs LSU 01/24/23 vs Florida 02/16/21 at Ole Miss 01/11/20 at Missouri 02/08/20
FEWEST STEALS	0 1 1 1 1 2	vs Vanderbilt 01/15/20 vs Vermont 03/19/22 vs Cincinnati 11/23/21 at Kentucky 02/09/21 at LSU 01/08/20 3x: LAST vs Mississippi State 02/05/22
FEWEST BLKS	0 0 0 0 0 0 0 0 1	vs Fordham 11/11/22 vs Hofstra 12/18/21 vs Georgia 01/09/21 vs Southern 12/09/20 vs North Texas 11/12/19 vs Austin Peay 12/03/19 15x - LAST: vs Georgia 02/21/23
FEWEST TO	5 6 7 8 8 8	at Tennessee 01/06/21 vs Vermont 03/19/22 vs Lipscomb 12/05/20 at Baylor 01/28/.23 at Auburn 01/07/23 vs LSU 02/27/21
FEWEST FOULS	12 12 14	at Tennessee 01/06/21 vs Central Arkansas 12/12/20 6x - LAST: at Georgia 02/02/22

MUSSELMAN MILESTONE WINS

OVERALL

1	11/13/15	vs Coastal Carolina (Honolulu, Hawaii)	73-56
100	01/24/19	Colorado State (Reno, Nev.)	100-60
200	02/07/23	at Kentucky (Lexington, Ky.)	88-73

AT ARKANSAS

1	11/05/19	Rice (Fayetteville, Ark.)	91-43
50	11/23/21	vs Cincinnati (Kansas City, Mo.)	73-67

MUSSELMAN PLAYERS OF NOTE

CODY MARTIN

NEVADA

- Charlotte Hornets (Free Agent) • 2019-pres.
- 2x All-Mountain West (2018 and 2019)

CALEB MARTIN

NEVADA

- Hornets (2019 2nd Rd / 36th pick) • Heat 2021-pres.
- 2x First Team All-America (2018 and 2019)

JORDAN CAROLINE

NEVADA

- 3x First Team All-Mountain West (2018 and 2019)

CAM OLIVER

NEVADA

- Rockets (2021 Free Agent)
- Led Australian NBL in rebounding in 2020

JALEN HARRIS

NEVADA

- Toronto Raptors (2nd Rd / 59th pick) • 2020

ISAIAH JOE

ARKANSAS

- 76ers (2nd Rd • 49th pick) 2020-22; Thunder 2022-pres.

MASON JONES

ARKANSAS

- Rockets & 76ers (2021 Free Agent) • G League 2022-pres
- 2020 All-American & 2020 SEC Player of the Year

MOSES MOODY

ARKANSAS

- Golden State Warriors (1st Rd -14th pick) • 2021
- 1st "one-and-done" in Arkansas history
- 2021 All-American & 2021 SEC Freshman of the Year

JD NOTAE

ARKANSAS

- 2021 Bleacher Report's National & SEC 6th Man of the Year
- 2022 All-American and consensus 1st team All-SEC

STANLEY UMUDE

ARKANSAS

- Detroit Pistons (2023 free agent)

JAYLIN WILLIAMS

ARKANSAS

- OKC Thunder (2nd Rd • 34th pick)
- 1st team All-SEC / Defensive All-SEC

ANTHONY BLACK

ARKANSAS

- Orlando Magic (1st Rd • 6th pick)
- 2nd team All-SEC / SEC All-Freshman Team

NICK SMITH JR.

ARKANSAS

- Charlotte Hornets (1st Rd • 27th pick)

JORDAN WALSH

ARKANSAS

- Boston Celtics (2nd Rd • 38th pick)

RICKY COUNCIL IV

ARKANSAS

- Philadelphia 76ers (free agent)
- 2nd team All-SEC

IN HIS FIRST EIGHT YEARS AS A COLLEGIATE HEAD COACH

- » Twice led the NCAA in FT Made (2016 & 2022)
- » Led the NCAA in FT Attempts (2022)
- » Led the NCAA in 3-pt FG Pct Defense (2020)
- » Ranked 1st (4x) or 2nd (3x) seven times in the league in FT Made
- » Ranked 1st (5x) or 2nd (2x) seven times in the league in FT Attempts
- » 8x - Ranked among NCAA top 25 in FT Atts AND 7x in FT Made
- » 4x - Led the league in Scoring Margin (2017, '18, '19, '21)
- » 4x - Led the league in Fewest Turnovers (2017, '18, '19, '20)
- » 3x - Led the league in Overall W-L Percentage (2017, '18, '19)
- » 3x - Led the league in Assist-To-TO Ratio (2017, '18, '19)
- » 3x - In NCAA top 20 in 3PTFG% Defense (2017, '18, '20)

OTHER TEAM HIGHLIGHTS

- » 2nd in the NCAA in Assist-To-TO Ratio (2018)
- » 2nd in the NCAA in Total Rebounds (2016)
- » 2nd in the NCAA in Free Throws Made (2021)
- » 3rd in the NCAA in Total Blocked Shots (2016)
- » 4th in the NCAA in Rebound Margin (2016)
- » 4th in the NCAA in Fewest TO Per Gm (2018)

PLAYER HIGHLIGHTS

- » 10 Players in the NBA in 8 yrs as college coach
- » 4x - Players led his league in 3-PT FG Made
- » 3x - Player led his league in points scored
- » 4 All-Americans (Caleb Martin 2x, Mason Jones, Moses Moody, JD Notae)
- » 21 All-Conference Honors
- » 7 All-Defensive Team Honors
- » 3 Conference Newcomers of the Year
- » 3 Conference 6th Man Award
- » 2 Conference Players of the Year
- » 2 Conference Freshman of the Year
- » 1 Conference Defensive Player of the Year

MUSSELMAN RECORD • POINTS SCORED

Scoring Below 50 Points:	0-0
- At Arkansas	0-0
Home:	0-0
Away:	0-0
Neutral:	0-0
Scoring 50-59 Points:	1-13
- At Arkansas	1-5
Home:	0-1
Away:	0-10
Neutral:	1-2
Scoring 60-69 Points:	24-25
- At Arkansas	16-14
Home:	14-6
Away:	6-11
Neutral:	4-8
Scoring 70-79 Points:	74-25
- At Arkansas	36-14
Home:	41-6
Away:	15-14
Neutral:	18-5
Scoring 80-89 Points:	67-8
- At Arkansas	25-6
Home:	39-0
Away:	17-5
Neutral:	11-3
Scoring 90-99 Points:	27-1
- At Arkansas	12-0
Home:	17-0
Away:	9-1
Neutral:	1-0
Scoring 100 or More Points:	11-1
- At Arkansas	3-0
Home:	7-0
Away:	3-1
Neutral:	1-0

BEST WINNING PERCENTAGE

active NCAA Division I head coaches
(min 5 yrs • Division I wins - Thru 2022-23 Season)

1	Mark Few, Gonzaga	688-135	.836	24 yrs
2	Bill Self, Kansas	787-237	.769	30 yrs
3	Brian Dutcher, San Diego St.	151-47	.763	6 yrs
4	John Calipari, Kentucky	790-251	.759	31 yrs
5	Chris Jans, Mississippi State	164-57	.742	7 yrs
6	ERIC MUSSELMAN, ARKANSAS	205-76	.730	8 yrs
7	Thad Matta, Butler	453-172	.725	18 yrs
8	Tony Bennett, Virginia	410-158	.722	17 yrs
9	Darian DeVries, Drake	122-48	.718	5 yrs
10	Bob Richley, Furman	139-55	.716	7 yrs



MUSSELMAN RECORD • POINTS ALLOWED

Opponent Scores Below 50 Points:	12-0
- At Arkansas	10-0
Home:	10-0
Away:	1-0
Neutral:	1-0
Opponent Scores 50-59 Points:	39-1
- At Arkansas	21-0
Home:	27-1
Away:	9-0
Neutral:	3-0
Opponent Scores 60-69 Points:	76-11
- At Arkansas	32-5
Home:	46-0
Away:	13-6
Neutral:	17-5
Opponent Scores 70-79 Points:	58-26
- At Arkansas	26-16
Home:	29-7
Away:	17-15
Neutral:	12-4
Opponent Scores 80-89 Points:	18-25
- At Arkansas	5-15
Home:	7-5
Away:	8-14
Neutral:	3-6
Opponent Scores 90-99 Points:	2-8
- At Arkansas	1-5
Home:	2-2
Away:	0-4
Neutral:	0-2
Opponent Scores 100 or More Points:	1-2
- At Arkansas	0-0
Home:	0-0
Away:	1-2
Neutral:	0-0

2 TREVON BRAZILE

F • 6-10 • 220 • R-So. (3) || Springfield, Mo. (Kickapoo HS / Missouri)

@trevonbrazile2

@thetrevonbrazile

- 1 of 20 on the Karl Malone Power Forward of the Year Watch List
- 2023-24 First Team Preseason All-SEC
- Only played nine games in 2022-23 before suffering a season-ending knee injury

FULL BIO/STATS

Pronounced: Trev-In "Brazil"

Including 2023-24, has THREE years of collegiate eligibility
Major: Communications
Born on Jan. 7, 2003, in Springfield, Mo. • The son of Phillip Brazile and Melissa Baldwin
Siblings: Phillip Brazile II; Brittany Brazile; Reece Winn; Tamia Brazile; Mariah Fuller; Prince Fuller



DOUBLE-DOUBLES (2)

SOPHOMORE (at ARK)	(2)
11/07/22 • NORTH DAKOTA STATE	21 pts 12 reb
11/16/22 • SOUTH DAKOTA STATE	13 pts 10 reb



BRAZILE'S PERSONAL BESTS

POINTS	
Season:	
Career: 23	vs San Jose State (12/03/22)
SEC: 11	at LSU (02/26/22)
FG MADE	
Season:	
Career: 8	vs San Jose State (12/03/22)
SEC: 5	at LSU (02/26/22)
FG ATTEMPTED	
Season:	
Career: 14 (2x)	LAST vs San Diego St (11/23/22)
SEC: 9	at LSU (02/26/22)
3-POINT FG MADE	
Season:	
Career: 3 (3x)	LAST vs San Diego St (11/23/22)
SEC: 1 (7x)	vs Georgia (03/05/22)
3-PT FG ATTEMPTS	
Season:	
Career: 8	vs San Diego State (11/23/22)
SEC: 2	at Georgia (02/02/22)
FT MADE	
Season:	
Career: 6	vs San Jose State (12/03/22)
SEC: 3	vs Tennessee (02/22/22)
FT ATTEMPTED	
Season:	
SEC: 8 (2x)	LAST vs San Jose St (12/03/22)
Career: 7	vs Ole Miss (03/09/22)
REBOUNDS	
Season:	
Career: 12	vs North Dakota State (11/07/22)
SEC: 10	vs Georgia (03/05/22)
ASSISTS	
Season:	
Career: 3	vs Alabama (01/08/22)
SEC: 3	vs Alabama (01/08/22)
STEALS	
Season:	
Career: 2 (5x)	LAST vs Troy (11/28/22)
SEC: 2	vs Texas A&M (01/15/22)
BLOCKED SHOTS	
Season:	
Career: 6	vs Illinois (12/22/21)
SEC: 4 (2x)	vs Georgia (03/05/22)
MINUTES	
Season:	
Career: 40:05	vs San Diego State (11/23/22)
SEC: 28:23	at LSU (02/26/22)

TREVON BRAZILE 2023-24 GAME STATS

Opponent	Date	GS	Min	FG	FGA	Pct	3FG	3A	Pct	FT	FTA	Pct	O	D	Tot	Avg	PF	FO	A	TO	Blk	Stl	Pts	Avg
----------	------	----	-----	----	-----	-----	-----	----	-----	----	-----	-----	---	---	-----	-----	----	----	---	----	-----	-----	-----	-----

TREVON BRAZILE CAREER STATISTICS

Year	GP	GS	Min	Avg	FG	FGA	Pct	3FG	3FGA	Pct	FT	FTA	Pct	Off	Def	Tot	Avg	PF	FO	Ast	TO	Blk	Stl	Pts	Avg
2021-22 (MIZZOU)	24	22	507	21.1	57	105	.543	10	31	.323	27	46	.587	28	92	120	5.0	30	0	18	27	46	10	151	6.3
2022-23 (ARK)	9	0	243	27.0	37	77	.481	11	29	.379	21	31	.677	9	45	54	6.0	23	1	9	20	11	9	106	11.8
2023-24 (ARK)																									
CAREER	33	22	750	22.7	94	182	.516	21	60	.350	48	77	.623	37	137	174	5.3	53	1	27	47	57	10	257	7.8

3 EL ELLIS

G • 6-3 • 180 • Grad. Sr. (1) • Durham, N.C. (Quality Education Acad. / Louisville)

@elellis3

@elellis3

- Scored 843 points in two seasons at Louisville, including 565 last season ... Played two seasons at Tallahassee CC, two at Louisville.
- 2022-23 All-ACC Honorable Mention ... 2021-22 Runner-up for Sixth Man of the Year.
- Two-time JuCo All-American

The 2023-24 season is his final year of eligibility • Graduated from Louisville (Spring '23) - Sport Management Pursuing a second undergraduate degree from Arkansas in Arts & Sciences
Born on Dec. 18, 1999, in Durham, N.C. • Son of Elbert Ellis, Jr. and Tasha McArthur
Dad (Elbert) was a six-time All-American track athlete at Pitt. Brothers: Deon McArthur, Mannie Ellis & Jeremiah Ellis

DOUBLE-DOUBLES (1)

SENIOR (at UofL) (1)
12/14/22 • WESTERN KENTUCKY 30 pts 10 ast

FULL BIO/STATS



ELLIS' PERSONAL BESTS

POINTS

Season:
Career: 33 at Miami (FL) (02/11/23)
SEC:

FG MADE

Season:
Career: 12 (2x) LAST at Miami (FL) (02/11/23)
SEC:

FG ATTEMPTED

Season:
Career: 20 (2x) LAST at Miami (FL) (02/11/23)
SEC:

3-POINT FG MADE

Season:
Career: 5 vs North Carolina (02/01/22)
SEC:

3-PT FG ATTEMPTS

Season:
Career: 11 (3x) LAST vs Appa State (11/15/22)
SEC:

FT MADE

Season:
Career: 10 at NC State (12/22/22)
SEC:

FT ATTEMPTED

Season:
Career: 11 (2x) LAST at NC State (12/22/22)
SEC:

REBOUNDS

Season:
Career: 6 (2x) LAST vs Georgia Tech (02/01/23)
SEC:

ASSISTS

Season:
Career: 10 vs Western Kentucky (12/14/22)
SEC:

STEALS

Season:
Career: 4 at Kentucky (12/31/22)
SEC:

BLOCKED SHOTS

Season:
Career: 1 (2x) LAST at Boston College (01/25/23)
SEC:

MINUTES

Season:
Career: 40:00 (4x) LAST at Clemson (01/11/23)
SEC:

EL ELLIS 2023-24 GAME STATS

Opponent	Date	GS	Min	FG	FGA	Pct	3FG	3A	Pct	FT	FTA	Pct	O	D	Tot	Avg	PF	FO	A	TO	Blk	Stl	Pts	Avg
----------	------	----	-----	----	-----	-----	-----	----	-----	----	-----	-----	---	---	-----	-----	----	----	---	----	-----	-----	-----	-----

EL ELLIS CAREER STATISTICS

Year	GP	GS	Min	Avg	FG	FGA	Pct	3FG	3FGA	Pct	FT	FTA	Pct	Off	Def	Tot	Avg	PF	FO	Ast	TO	Blk	Stl	Pts	Avg
2021-22 (UofL)	32	9	656	20.5	96	242	.397	41	114	.360	45	65	.692	6	55	61	1.9	47	0	51	45	0	12	278	8.7
2022-23 (UofL)	32	32	1150	35.9	189	461	.410	59	185	.319	128	158	.810	10	74	84	2.6	52	0	140	120	2	31	565	17.7
2023-24 (ARK)																									
CAREER	64	41	1806	28.2	285	703	.405	100	299	.334	173	223	.776	16	129	145	2.3	99	0	191	165	2	43	843	13.2

4 DAVONTE "DEVO" DAVIS

6 • 6-4 • 185 • Sr. (2) || Jacksonville, Ark. (Jacksonville, HS)

@MrDevoBuckets

@devo3

- 2023-24 2nd Team All-SEC
- 2023 SEC All-Defensive Team selection ... 3x SEC Academic Honor Roll ... Department's Honor Roll (3.0-3.49 GPA)
- The only Razorback play in Arkansas' Back-to-Back-to-Back SWEET 16 runs.
- Just the ninth Razorback to reach 900+ points, 400+ rebounds, 200+ assists & 100+ steals in his Arkansas career
- Is just 59 points shy of 1,000 for his career

FULL BIO/STATS

Including 2023-24, has TWO years of collegiate eligibility
Major: Recreation & Sport Management
Born on Sept. 24, 2001, in Jacksonville, Ark.
The son Terrie Davis and grandson of Yvette Davis

DOUBLE-DOUBLES (2)

JUNIOR	(2)
12/06/22 • UNC GREENSBORO	10 pts 10 reb
01/11/23 • ALABAMA	16 pts 10 reb



DAVIS' PERSONAL BESTS

POINTS	
Season:	
Career: 26	vs Oklahoma (12/11/21)
SEC: 20	vs Georgia (01/09/21)
FG MADE	
Season:	
Career: 9 (3x)	LAST vs Kansas (03/18/23)
SEC: 9	vs Georgia (01/09/21)
FG ATTEMPTED	
Season:	
Career: 21	vs Oklahoma (12/11/21)
SEC: 18	at LSU (12/28/22)
3-POINT FG MADE	
Season:	
Career: 4 (4x)	LAST at Texas A&M (02/15/23)
SEC: 4 (3x)	LAST at Texas A&M (02/15/23)
3-PT FG ATTEMPTS	
Season:	
Career: 10 (2x)	LAST at Texas A&M (02/15/23)
SEC: 10 (2x)	LAST at Texas A&M (02/15/23)
FT MADE	
Season:	
Career: 9	at Texas A&M (01/08/22)
SEC: 9	at Texas A&M (01/08/22)
FT ATTEMPTED	
Season:	
Career: 10	at Texas A&M (01/08/22)
SEC: 10	at Texas A&M (01/08/22)
REBOUNDS	
Season:	
Career: 10 (3x)	LAST vs Auburn (03/09/23)
SEC: 10	vs Alabama (01/11/23)
ASSISTS	
Season:	
Career: 8	vs Charlotte (12/07/21)
SEC: 7 (2x)	LAST at Kentucky (02/07/23)
STEALS	
Season:	
Career: 5 (2x)	LAST vs Bradley (12/17/22)
SEC: 5	vs Auburn (02/08/22)
BLOCKED SHOTS	
Season:	
Career: 2	vs Colgate (03/19/21)
SEC: 1 (4x)	LAST vs Alabama (01/11/23)
MINUTES	
Season:	
Career: 40:00 (2x)	LAST at S. Caro (02/04/23)
SEC: 40:00 (2x)	LAST at S. Carolina (02/04/23)

DAVONTE DAVIS 2023-24 GAME STATS

Opponent	Date	GS	Min	FG	FGA	Pct	3FG	3A	Pct	FT	FTA	Pct	O	D	Tot	Avg	PF	FO	A	TO	Blk	Stl	Pts	Avg
----------	------	----	-----	----	-----	-----	-----	----	-----	----	-----	-----	---	---	-----	-----	----	----	---	----	-----	-----	-----	-----

DAVONTE DAVIS CAREER STATISTICS

Year	GP	GS	Min	Avg	FG	FGA	Pct	3FG	3FGA	Pct	FT	FTA	Pct	Off	Def	Tot	Avg	PF	FO	Asst	TO	Blk	Stl	Pts	Avg
2020-21	30	17	716	23.9	109	229	.476	2	13	.154	34	45	.756	36	98	134	4.5	70	0	64	48	5	35	254	8.5
2021-22	37	14	1021	27.6	114	266	.429	20	74	.270	58	82	.707	42	96	138	3.7	95	1	102	67	0	35	306	8.3
2022-23	35	31	1157	33.1	144	347	.415	47	136	.346	46	64	.719	24	129	153	4.4	91	4	87	72	4	48	381	10.9
2023-24																									
CAREER	102	62	2894	28.4	367	842	.436	69	223	.309	138	191	.723	102	323	425	4.2	256	5	253	187	9	118	941	9.2

5 JOSEPH PINION

6 • 6-5 • 195 • So. (3) || Morrilton, Ark. (Morrilton HS)

@josephpinion2

@josephpinion1

FULL BIO/STATS

Including 2023-24, has THREE years of collegiate eligibility
Major: Arts & Sciences
Born on Nov. 17, 2003, in Morrilton, Ark.
The son of Craig and Gail Pinion

- Made the Department's Honor Roll (3.0-3.49 GPA) for Fall 2022.
- Set two Razorback records last season:
 - ^ Most Free Throw Attempts in a Season without a miss (7-of-7)
 - ^ Most Minutes Played in a season without a turnover (148).



PINION'S PERSONAL BESTS

POINTS

Season:

Career: 13 (2x) LAST vs Ole Miss (01/21/23)

SEC: 13 (2x) vs Ole Miss (01/21/23)

FG MADE

Season:

Career: 5 vs Ole Miss (01/21/23)

SEC: 5 vs Ole Miss (01/21/23)

FG ATTEMPTED

Season:

Career: 10 vs Ole Miss (01/21/23)

SEC: 10 vs Ole Miss (01/21/23)

3-POINT FG MADE

Season:

Career: 3 (2x) LAST vs Ole Miss (01/21/23)

SEC: 3 (2x) LAST vs Ole Miss (01/21/23)

3-PT FG ATTEMPTS

Season:

Career: 6 (2x) LAST vs Ole Miss (01/21/23)

SEC: 6 (2x) LAAST vs Ole Miss (01/21/23)

FT MADE

Season:

Career: 2 (3x) LAST vs Missouri (01/04/23)

SEC: 2 vs Missouri (01/04/23)

FT ATTEMPTED

Season:

Career: 2 (3x) LAST vs Missouri (01/04/23)

SEC: 2 vs Missouri (01/04/23)

REBOUNDS

Season:

Career: 5 vs Ole Miss (01/21/23)

SEC: 5 vs Ole Miss (01/21/23)

ASSISTS

Season:

Career: 3 vs UNC Asheville (12/21/22)

SEC: 1 vs Kentucky (03/04/23)

STEALS

Season:

Career: 1 (6x) LAST vs Kentucky (03/04/23)

SEC: 1 (4x) LAST vs Kentucky (03/04/23)

BLOCKED SHOTS

Season:

Career: 1 vs Ole Miss (01/21/23)

SEC: 1 vs Ole Miss (01/21/23)

MINUTES

Season:

Career: 27:28 vs Missouri (01/04/23)

SEC: 27:28 vs Missouri (01/04/23)

JOSEPH PINION 2023-24 GAME STATS

Opponent	Date	GS	Min	FG	FGA	Pct	3FG	3A	Pct	FT	FTA	Pct	O	D	Tot	Avg	PF	FO	A	TO	Blk	Stl	Pts	Avg
----------	------	----	-----	----	-----	-----	-----	----	-----	----	-----	-----	---	---	-----	-----	----	----	---	----	-----	-----	-----	-----

JOSEPH PINION CAREER STATISTICS

Year	GP	GS	Min	Avg	FG	FGA	Pct	3FG	3FGA	Pct	FT	FTA	Pct	Off	Def	Tot	Avg	PF	FO	Ast	TO	Blk	Stl	Pts	Avg
2022-23	24	0	144	6.0	21	45	.467	13	32	.406	7	7	1.000	4	11	15	0.6	20	0	3	0	1	6	62	2.6
2023-24																									
CAREER	102	62	2894	28.4	367	842	.436	69	223	.309	138	191	.723	102	323	425	4.2	256	5	253	187	9	118	941	9.2

F • 6-7 • 200 • Grad. Sr. (1) // Columbus, Ga. (Columbus HS / Southern Miss)

 @nijayyy

- Played three years at Southern Miss (82 games with 43 starts) and helped Southern Miss post a 28-5 record, win the Sun Belt regular-season title and earn an NIT berth in 2023
- Was at Southwest Mississippi CC as a freshman but only played two games before suffering an injury ... Only stayed at SW Mississippi for one semester before transferring to Southern Miss, where he took a medical redshirt in 2019-20.

Pronounced: Duh-nah-SHAY

*The 2023-24 season is his final year of collegiate eligibility
Graduated from Southern Miss (Summer '23) - Liberal Studies
second undergraduate degree from Arkansas in Arts & Sciences
Son of Desi and Denise Harris • Brothers: Devontess & Desi Jr.*

SENIOR (at Southern Miss)		(3)
01/26/23 • ARKANSAS STATE	11 pts	10 reb
02/24/23 • at Texas State	* 14 pts	10 reb
03/04/23 • vs South Alabama	* 18 pts	12 reb

* - Consecutive games



POINTS

Season:
Career: 22 at Arkansas State (01/23/23)
 SEC:

FG MADE

Season:
Career: 10 at Arkansas State (01/23/23)
 SEC:

FG ATTEMPTED

Season:
Career: 15 at Arkansas State (01/23/23)
 SEC:

3-POINT FG MADE

Season:
Career: --
SEC:

3-PT FG ATTEMPTS

Season:
Career: 1 (2x) LAST at Liberty (11/18/22)
 SEC:

SEC. FT MADE

Career: 5 (2x) LAST vs UTEP (02/19/22)

FT ATTEMPTED

Season: **Career: 7** vs UAB (02/02/22)
SEC:

REBOUNDS

Season:
Career: 14 vs Georgia Southern (02/18/23)
 SEC:

ASSISTS

Season:
Career: 3 at Rice (02/26/22)
 SEC:

STEALS

Season:
Career: 3 vs UL Monroe (12/19/20)
 SEC:

BLOCKED SHOTS

Season:
Career: 1 (12x) LAST vs South Alabama (03/04/23)
 SEC:

MINUTES

Season:
Career: 37:35 vs South Alabama (03/04/23)
 SEC:

Opponent	Date	GS	Min	FG	FGA	Pct	3FG	3A	Pct	FT	FTA	Pct	O	D	Tot	Avg	PF	FO	A	TO	Blk	Stl	Pts	Avg
----------	------	----	-----	----	-----	-----	-----	----	-----	----	-----	-----	---	---	-----	-----	----	----	---	----	-----	-----	-----	-----

Year	GP	GS	Min	Avg	FG	FGA	Pct	3FG	3FGA	Pct	FT	FTA	Pct	Off	Def	Tot	Avg	PF	FO	Ast	TO	Blk	Stl	Pts	Avg
2020-21 (USM)	22	8	376	17.1	29	60	.483	0	1	.000	16	26	.615	31	66	97	4.4	25	0	9	21	2	13	74	3.4
2021-22 (USM)	32	13	458	14.3	36	78	.462	0	0	.000	20	34	.588	21	54	75	2.3	45	0	20	32	5	14	92	2.9
2022-23 (USM)	28	22	676	24.1	104	185	.562	0	1	.000	40	59	.678	52	107	159	5.7	33	0	17	44	5	16	248	8.9
2023-24 (ARK)																									
CAREER	82	43	1510	18.4	169	323	.523	0	2	.000	76	119	.639	104	227	333	4.0	103	0	46	97	12	43	414	5.0

8 CHANDLER LAWSON

F • 6-8 • 210 • Grad. Sr. (1) || Memphis, Tenn. (Woodside HS / Memphis)

@chandlerlawson0

@chandlerlawson


- A four-time high school champion and has played in three NCAA Tournaments
- Played his first two seasons at Oregon before returning home to play for the Memphis Tigers
- ... Has played 111 career games with 44 starts and scored 483 points with 398 rebounds.

2023-24 is his final year of collegiate eligibility • Graduated from Memphis (2023) - Interdisciplinary Studies
Pursuing a second undergraduate degree from Arkansas in Arts & Sciences
Born on Oct. 3, 2000, in Memphis, Tenn. • Son of Keelon & Dedra Lawson
Brothers: K.J. (Memphis, Kansas, Tulane), Deric (Memphis, Kansas) & Jonathan (Memphis, Creighton). Sisters: Kristian & Daiyanas

DOUBLE-DOUBLES (1)

FRESHMAN (at Oregon) (1)
01/18/20 • at Washington 16 pts 12 reb

FULL BIO/STATS



LAWSON'S PERSONAL BESTS

POINTS

Season:

Career: 32 vs South Florida (02/21/21)

SEC:

FG MADE

Season:

Career: 10 (2x) LAST vs Richmond (11/22/22)

SEC:

FG ATTEMPTED

Season:

Career: 22 vs South Florida (02/21/21)

SEC:

3-POINT FG MADE

Season:

Career: 6 vs Richmond (11/22/22)

SEC:

3-PT FG ATTEMPTS

Season:

Career: 14 at Tulsa (01/10/23)

SEC:

FT MADE

Season:

Career: 10 vs South Florida (02/21/21)

SEC:

FT ATTEMPTED

Season:

Career: 12 vs South Florida (02/21/21)

SEC:

REBOUNDS

Season:

Career: 11 vs Tulsa (01/26/21)

SEC:

ASSISTS

Season:

Career: 6 vs UMES (12/20/22)

SEC:

STEALS

Season:

Career: 4 (2x) LAST vs UMES (12/20/22)

SEC:

BLOCKED SHOTS

Season:

Career: 2 vs South Florida (03/11/21)

SEC:

MINUTES

Season:

Career: 40:00 (3x) LAST vs Ole Miss (12/17/22)

SEC:

CHANDLER LAWSON 2023-24 GAME STATS

Opponent	Date	GS	Min	FG	FGA	Pct	3FG	3A	Pct	FT	FTA	Pct	O	D	Tot	Avg	PF	FO	A	TO	Blk	Stl	Pts	Avg
----------	------	----	-----	----	-----	-----	-----	----	-----	----	-----	-----	---	---	-----	-----	----	----	---	----	-----	-----	-----	-----

CHANDLER LAWSON CAREER STATISTICS

Year	GP	GS	Min	Avg	FG	FGA	Pct	3FG	3FGA	Pct	FT	FTA	Pct	Off	Def	Tot	Avg	PF	FO	Ast	TO	Blk	Stl	Pts	Avg
2019-20 (ORE)	31	12	604	19.5	56	108	.519	1	1	1.000	26	40	.650	40	81	121	3.9	56	0	41	25	14	21	139	4.5
2020-21 (ORE)	28	8	507	18.1	50	98	.510	4	11	.364	18	36	.500	25	58	83	3.0	45	1	22	22	12	14	122	4.4
2021-22 (UM)	17	0	140	8.2	9	19	.474	0	2	.000	9	19	.474	8	29	37	2.2	12	0	8	7	9	7	27	1.6
2022-23 (UM)	35	24	683	19.5	68	120	.567	7	14	.500	32	52	.615	47	110	157	4.5	77	0	27	34	19	25	175	5.0
2023-24 (ARK)																									
CAREER	111	44	1934	17.4	183	345	.530	12	28	.429	85	147	.578	120	278	398	4.0	190	1	98	88	54	67	483	4.2

11 JALEN GRAHAM

F • 6-10 • 220 • 5th Yr Sr. (1) || Phoenix, Ariz. (Mountain Pointe HS / Arizona State)

@jalengrahamm5

@jalengrahamm

- Second team All-PAC 12 as a junior at Arizona State (2021-22).
- Joined the Razorback program for 2022-23 after playing three seasons at Arizona State
- Played in 31 games for the Razorbacks in 2022-23 and scored 161 points, making 74-of-113 field goals ... His season FG% of .655 (74-of-113) ranks 7th on the school's single-season list

FULL BIO/STATS

The 2023-24 season is his final year of collegiate eligibility
Major: Sociology
Born on April 4, 2001, in Le Grande, Ore.
The son Susie Graham. Brother: Devin. Twin Sister: Jenah

DOUBLE-DOUBLES (4)

SOPHOMORE (at ASU)		(3)
01/25/21 • at Arizona State	14 pts	11 reb
02/14/21 • at Oregon State	14 pts	11 reb
02/27/21 • WASHINGTON STATE	11 pts	12 reb

JUNIOR (at ASU)		(1)
02/05/22 • UCLA	16 pts	10 reb



GRAHAM'S PERSONAL BESTS

POINTS

Season:	
Career:	26 vs Florida (02/18/23)
SEC:	26 vs Florida (02/18/23)

FG MADE

Season:	
Career:	12 vs Florida (02/18/23)
SEC:	12 vs Florida (02/18/23)

FG ATTEMPTED

Season:	
Career:	15 vs Florida (02/18/23)
SEC:	15 vs Florida (02/18/23)

3-POINT FG MADE

Season:	
Career:	1 vs Oregon (02/17/22)
SEC:	--

3-PT FG ATTEMPTS

Season:	
Career:	2 (2x) last vs Oregon (02/17/22)
SEC:	1 (2x) LAST vs Florida (02/18/23)

FT MADE

Season:	
Career:	6 (2x) last vs Stanford (03/05/22)
SEC:	2 vs Florida (02/18/23)

FT ATTEMPTED

Season:	
Career:	8 (2x) last vs Stanford (03/05/22)
SEC:	5 at Auburn (01/07/23)

REBOUNDS

Season:	
Career:	12 vs Washington State (02/27/21)
SEC:	7 vs Florida (02/18/23)

ASSISTS

Season:	
Career:	6 vs UCLA (02/05/22)
SEC:	2 vs Georgia (02/21/23)

STEALS

Season:	
Career:	3 (3x) last at Southern Cal (01/24/22)
SEC:	2 at Kentucky (02/07/23)

BLOCKED SHOTS

Season:	
Career:	5 vs Colorado (11/08/19)
SEC:	3 at Alabama (02/25/23)

MINUTES

Season:	
Career:	39:36 vs UCLA (02/05/22)
SEC:	26:59 vs Florida (02/18/23)

JALEN GRAHAM 2023-24 GAME STATS

Opponent	Date	GS	Min	FG	FGA	Pct	3FG	3A	Pct	FT	FTA	Pct	O	D	Tot	Avg	PF	FO	A	TO	Blk	Stl	Pts	Avg
----------	------	----	-----	----	-----	-----	-----	----	-----	----	-----	-----	---	---	-----	-----	----	----	---	----	-----	-----	-----	-----

JALEN GRAHAM CAREER STATISTICS

Year	GP	GS	Min	Avg	FG	FGA	Pct	3FG	3FGA	Pct	FT	FTA	Pct	Off	Def	Tot	Avg	PF	FO	Ast	TO	Blk	Stl	Pts	Avg
2019-20 (ASU)	28	2	304	10.9	42	61	.689	0	0	.000	5	14	.357	34	43	77	2.8	49	0	11	21	29	6	89	3.2
2020-21 (ASU)	21	19	512	24.4	72	131	.550	0	1	.000	26	45	.578	37	69	106	5.0	68	4	9	27	34	9	170	8.1
2021-22 (ASU)	29	22	682	23.5	124	255	.486	1	18	.056	38	72	.528	35	97	132	4.6	85	2	50	52	27	23	287	9.9
2022-23 (ARK)	31	0	290	9.4	74	113	.655	0	3	.000	13	35	.371	23	47	70	2.3	38	0	14	35	14	12	161	5.2
2023-24 (ARK)																									
CAREER	109	43	1788	16.4	267	560	.477	1	22	.045	82	166	.494	129	256	385	3.5	240	6	84	135	104	50	617	5.7

12 TRAMON MARK

6 • 6-6 • 185 • Jr. (3) || Dickinson, Texas (Dickinson HS / Houston)

@realbuckets11

@tramonmark

- 1 of 20 on the Jerry West Shooting Guard of the Year Watch List
- Played 76 games with 41 starts in two-plus seasons at Houston, seeing action in just seven games in 2021-22 due to a season-ending shoulder injury
- Played in all 32 games as a freshman, averaging 7.8 points and 3.0 rebounds, as the Cougars reached the NCAA Final Four
- Last season, he started all 31 games and averaged 10.1 points and 4.9 rebounds as the top-seeded Cougars reached the NCAA Sweet 16 ... In fact, he scored a career-high 26 points versus Auburn to put Houston in the Sweet 16

FULL BIO/STATS

Pronounced: Truh-Mon

Including 2023-24, has THREE years of collegiate eligibility
Major: Sociology
Born on Sept. 30, 2001, in Nassau Bay, Texas • Son of Truitt and Vertresa Mark
Brother: Ivery. Sister: Chloe



MARK'S PERSONAL BESTS

POINTS

Season:

Career: 26 vs Auburn (03/18/23)

SEC:

FG MADE

Season:

Career: 9 (2x) LAST vs Auburn (03/18/23)

SEC:

FG ATTEMPTED

Season:

Career: 17 (2x) LAST vs Auburn (03/18/23)

SEC:

3-POINT FG MADE

Season:

Career: 3 vs Tulane (02/22/23)

SEC:

3-PT FG ATTEMPTS

Season:

Career: 8 vs South Carolina (12/05/20)

SEC:

FT MADE

Season:

Career: 10 vs Lamar (11/25/20)

SEC:

FT ATTEMPTED

Season:

Career: 13 vs Lamar (11/25/20)

SEC:

REBOUNDS

Season:

Career: 9 (4x) LAST vs Auburn (03/18/23)

SEC:

ASSISTS

Season:

Career: 7 vs Cincinnati (03/14/21)

SEC:

STEALS

Season:

Career: 4 vs Tulane (02/22/23)

SEC:

BLOCKED SHOTS

Season:

Career: 2 (3x) LAST vs Tulsa (02/08/23)

SEC:

MINUTES

Season:

Career: 36:54 at Virginia (12/17/22)

SEC:

TRAMON MARK 2023-24 GAME STATS

Opponent	Date	GS	Min	FG	FGA	Pct	3FG	3A	Pct	FT	FTA	Pct	O	D	Tot	Avg	PF	FO	A	TO	Blk	Stl	Pts	Avg
----------	------	----	-----	----	-----	-----	-----	----	-----	----	-----	-----	---	---	-----	-----	----	----	---	----	-----	-----	-----	-----

TRAMON MARK CAREER STATISTICS

Year	GP	GS	Min	Avg	FG	FGA	Pct	3FG	3FGA	Pct	FT	FTA	Pct	Off	Def	Tot	Avg	PF	FO	Ast	TO	Blk	Stl	Pts	Avg
2020-21 (UH)	32	4	642	20.1	85	224	.379	19	73	.260	62	81	.765	24	71	95	3.0	55	1	55	37	5	30	251	7.8
2021-22 (UH)	7	0	143	20.4	25	55	.455	5	18	.278	16	17	.941	3	14	17	2.4	17	0	17	10	2	10	71	10.1
2022-23 (UH)	37	37	1088	29.4	128	328	.390	29	119	.328	80	102	.784	47	134	181	4.9	71	1	67	45	15	39	375	10.1
2023-24 (ARK)																									
CAREER	76	41	1873	24.6	238	607	.392	63	210	.300	158	200	.790	74	219	293	3.9	143	2	139	92	22	79	697	9.2

15 MAKHI MITCHELL

F/C • 6-10 • 240 • 5th Yr Sr. (1) || Washington, D.C. (Woodrow Wilson HS / Rhode Island) Pronounced: Ma-KI

@mothekid03

@thats_khi

- Joined the Razorback squad with his twin Makhel for 2022-23 after they played two seasons at Rhode Island and one at Maryland ... Makhel now plays at Little Rock ... Makhi is the older of the twins by two minutes.
- His season FG% of .662 (104-of-157) in 2022-23 ranks fourth on the Razorback single-season list ... Was 1 of 4 Hogs to play all 36 games in 2022-23 ... Started 31 games

FULL BIO/STATS

The 2023-24 season is his final year of collegiate eligibility
Major: Sociology
Born on Jan. 31, 2000, in Washington, D.C.
Son of Maria Mitchell • Has a twin brother (Makhel) that plays at Little Rock

DOUBLE-DOUBLES (10)

SOPHOMORE (at URI)	(1)
12/02/20 • SETON HALL	11 pts 11 reb
JUNIOR (at URI)	(7)
11/12/21 • BRYANT	11 pts 18 reb
11/27//21 • GEORGIA STATE	10 pts 12 reb
12/13/21 • at Milwaukee	16 pts 10 reb
01/28/2 • at Dayton	12 pts 11 reb
02/05/22 • UMASS	13 pts 13 reb
02/12/22 • DAVIDSON	16 pts 11 reb
02/19/2 • at George Washington	13 pts 10 reb
SENIOR (at ARK)	(2)
12/06/22 • UNC GREENSBORO	13 pts 14 reb
02/18/23 • FLORIDA	10 pts 10 reb



MAKHI'S PERSONAL BESTS

POINTS

Season:
Career: 19 vs American Int'l (01/02/22)
SEC: 11 at Vanderbilt (01/14/23)

FG MADE

Season:
Career: 7 (2x) last Am International (01/02/22)
SEC: 4 at Vanderbilt (01/14/23)

FG ATTEMPTED

Season:
Career: 12 at VCU (02/08/22)
SEC: 7 at Vanderbilt (01/14/23)

3-POINT FG MADE

Season:
Career: 1 (8x) LAST at Vanderbilt (01/14/23)
SEC: 1 at Vanderbilt (01/14/23)

3-PT FG ATTEMPTS

Season:
Career: 3 at Saint Joseph's (03/05/22)
SEC: 1 at Vanderbilt (01/14/23)

FT MADE

Season:
Career: 8 vs George Mason (11/22/19)
SEC: 5 at Missouri (01/18/23)

FT ATTEMPTED

Season:
Career: 12 (2x) last vs G. Washington (01/22/22)
SEC: 6 (2x) LAST at Missouri (01/18/23)

REBOUNDS

Season:
Career: 18 vs Bryant (11/21/21)
SEC: 12 at LSU (12/28/22)

ASSISTS

Season:
Career: 8 at UMass (01/15/22)
SEC: 4 vs Georgia (02/21/23)

STEALS

Season:
Career: 3 (5x) LAST vs UNCA (12/21/22)
SEC: 1 (3x) LAST vs Texas A&M (01/31/23)

BLOCKED SHOTS

Season:
Career: 6 vs Saint Louis (03/03/22)
SEC: 3 (3x) LAST vs Texas A&M (01/31/23)

MINUTES

Season:
Career: 30:39 at Geo Washington (02/19/22)
SEC: 35:53 at LSU (12/28/22)

MAKHI MITCHELL 2023-24 GAME STATS

Opponent	Date	GS	Min	FG	FGA	Pct	3FG	3A	Pct	FT	FTA	Pct	O	D	Tot	Avg	PF	FO	A	TO	Blk	Stl	Pts	Avg
----------	------	----	-----	----	-----	-----	-----	----	-----	----	-----	-----	---	---	-----	-----	----	----	---	----	-----	-----	-----	-----

MAKHI MITCHELL CAREER STATISTICS

Year	GP	GS	Min	Avg	FG	FGA	Pct	3FG	3FGA	Pct	FT	FTA	Pct	Off	Def	Tot	Avg	PF	FO	Ast	TO	Blk	Stl	Pts	Avg
2019-20 (MD)	12	6	111	9.2	12	34	.353	0	0	.000	12	22	.545	10	29	39	3.3	19	0	2	8	8	2	36	3.0
2020-21 (URI)	7	2	112	16.1	12	26	.462	0	0	.000	17	28	.607	6	28	34	4.9	22	1	2	10	4	4	41	5.9
2021-22 (URI)	31	27	749	24.1	121	232	.522	7	23	.304	59	113	.522	50	175	225	7.3	91	2	48	87	43	30	308	9.9
2022-23 (ARK)	36	31	727	20.2	104	157	.662	1	1	1.000	43	66	.652	58	134	192	5.3	97	7	39	33	49	31	252	7.0
2023-24 (ARK)																									
CAREER	86	66	1699	19.8	249	449	.555	8	24	.333	131	229	.572	124	366	490	5.7	229	10	91	138	104	67	637	7.4

24 JEREMIAH DAVENPORT

6 • 6-6 • 215 • Grad Sr. (1) || Cincinnati, Ohio (Hargrave Military (Va.) Acad. / Cincinnati)

@J24Davenport


@jaydav2x

- Comes to Arkansas after playing four seasons at Cincinnati ... For his career, he played 109 games with 61 starts and averaged 9.7 points (1,060 total) and 4.2 rebounds while shooting 34.7% (205-590) from 3-point range and 78.4% (145-185) from the free throw line
- Comes from a basketball family with mother Sheila (Morehead State), father Darren (Alcorn State), brother Michael (St. Bonaventure, 2008-12), brother Joshua (Winthrop, 2013-17), sister Naomi (West Virginia, 2017-19) and sister Deborah (Northwest Florida, current) playing college basketball

2023-24 is his final year of collegiate eligibility • Graduated from Cincinnati (2023) - Interdisciplinary Studies
Pursuing a second undergraduate degree from Arkansas in Arts & Sciences
Born on Sept. 24, 1999, in Cincinnati, Ohio • Son of the late Darren Davenport and Sheila Davenport
Brothers: Michael & Joshua. Sisters: Gabrielle, Naomi & Deborah.

DOUBLE-DOUBLES (4)

SOPHOMORE (at Cincy)				(1)
01/07/21 • at SMU	18 pts	10 reb		
JUNIOR (at Cincy)				(3)
01/01/22 • TULANE	19 pts	10 reb		
02/15/22 • MEMPHIS	20 pts	11 reb		
02/23/22 • at UCF	150 pts	12 reb		



DAVENPORT'S PERSONAL BESTS

POINTS

Season:

Career: 27 vs Tulane (02/26/21)

SEC:

FG MADE

Season:

Career: 10 vs Tulane (02/26/21)

SEC:

FG ATTEMPTED

Season:

Career: 16 (2x) LAST vs East Carolina (02/26/21)

SEC:

3-POINT FG MADE

Season:

Career: 7 (2x) LAST vs Tulsa (01/20/22)

SEC:

3-PT FG ATTEMPTS

Season:

Career: 11 (2x) LAST vs Houston (03/11/22)

SEC:

FT MADE

Season:

Career: 5 (6x) LAST vs Temple (02/20/22)

SEC:

FT ATTEMPTED

Season:

Career: 9 vs Tulane (01/01/22)

SEC:

REBOUNDS

Season:

Career: 12 at UCF (02/23/22)

SEC:

ASSISTS

Season:

Career: 6 (2x) LAST vs Louisville (11/23/22)

SEC:

STEALS

Season:

Career: 4 vs SMU (03/12/21)

SEC:

BLOCKED SHOTS

Season:

Career: 2 (3x) LAST vs Temple (03/10/23)

SEC:

MINUTES

Season:

Career: 37:16 vs Vanderbilt (03/04/21)

SEC:

JEREMIAH DAVENPORT 2023-24 GAME STATS

Opponent	Date	GS	Min	FG	FGA	Pct	3FG	3A	Pct	FT	FTA	Pct	O	D	Tot	Avg	PF	FO	A	TO	Blk	Stl	Pts	Avg
----------	------	----	-----	----	-----	-----	-----	----	-----	----	-----	-----	---	---	-----	-----	----	----	---	----	-----	-----	-----	-----

JEREMIAH DAVENPORT CAREER STATISTICS

Year	GP	GS	Min	Avg	FG	FGA	Pct	3FG	3FGA	Pct	FT	FTA	Pct	Off	Def	Tot	Avg	PF	FO	Ast	TO	Blk	Stl	Pts	Avg
2019-20 (UC)	18	0	122	6.8	10	30	.333	2	14	.143	13	17	.765	6	12	18	1.0	18	0	2	11	0	6	35	1.9
2020-21 (UC)	23	14	656	28.5	96	210	.457	48	127	.378	30	39	.769	29	86	115	5.0	42	0	39	42	3	19	270	11.7
2021-22 (UC)	32	32	861	26.9	144	366	.393	83	231	.359	58	76	.763	53	122	175	5.5	80	2	24	42	11	19	429	13.4
2022-23 (UC)	36	15	919	25.5	105	299	.351	72	218	.330	44	53	.830	38	113	151	4.2	60	2	53	24	11	27	326	9.1
2023-24 (ARK)																									
CAREER	109	61	2558	23.5	355	905	.392	205	590	.347	145	185	.784	126	333	459	4.2	200	4	118	119	25	71	1060	9.7

21 CADE ARBOGAST

G • 6-3 • 175 • Grad. Sr. (1) || Concord, Calif. (De La Salle HS / Lane (Ore.) CC)

@cadearbogast

@cadearbogast

- Third-year walkon ... Was on scholarship for the spring semester of 2022 ...
- Named to the **2022-23 SEC Winter Academic Honor Roll**

2021-22 (So.):

- Scored his first collegiate points – a 3-pointer (1:32 in the 2nd half) [that blew the roof off Bud Walton Arena](#) – in the San Jose State win.

2021-22 (So. at Arkansas):

- Came to Arkansas as a walkon but earned a scholarship on Jan. 21 ([watch](#)) ... Played in four games, including the NCAA second-round win over New Mexico State ... Grabbed three rebounds and added an assist in the win at Georgia.

FULL BIO/STATS



CADE ARBOGAST CAREER STATISTICS

Year	GP	GS	Min	Avg	FG	FGA	Pct	3FG	3FGA	Pct	FT	FTA	Pct	Off	Def	Tot	Avg	PF	FO	Ass	TO	Blk	Stl	Pts	Avg
2021-22	4	0	3	0.8	0	4	.000	0	2	.000	0	0	.000	2	1	3	0.8	0	0	1	0	0	0	0	0.0
2022-23	8	0	11	1.4	1	4	.250	1	4	.250	0	0	.000	0	1	1	0.1	1	0	0	0	0	0	3	0.4
20223-24																									
CAREER	12	0	14	1.2	1	8	.125	1	6	.167	0	0	.000	2	2	4	0.3	1	0	1	0	0	0	3	0.3

45 LAWSON BLAKE

F • 6-10 • 240 • Jr. (2) || Fayetteville, Ark. (Link Year (Mo.) Prep)

@lawsonblake

@lawson.blake

- Third-year walkon
- Participated in the SEC Leadership Council in the summer of 2023.
- Named to the **SEC First-Year Academic Honor Roll** (2021-22) and the **2022-23 SEC Winter Academic Honor Roll**.
- Made the University's Chancellor's List (4.0 GPA) and the Department's Champions Honor Roll (4.0 GPA) for Fall 2022.

2022-23 (Sophomore):

- Played in nine games ... Scored his first career points in the win over Georgia, converting an old-fashion, 3-point play with 27 seconds left ... Grabbed his first career rebound in the win over Fordham ... Had a career-high two boards versus UNC Asheville.

2021-22 (Freshman):

- Made the team as a walkon ... Played in five games, including Arkansas' second-round NCAA Tournament win over New Mexico State.

FULL BIO/STATS



LAWSON BLAKE CAREER STATISTICS

Year	GP	GS	Min	Avg	FG	FGA	Pct	3FG	3FGA	Pct	FT	FTA	Pct	Off	Def	Tot	Avg	PF	FO	Ass	TO	Blk	Stl	Pts	Avg
2021-22	5	0	5	1.0	0	0	.000	0	0	.000	0	0	.000	0	0	0	0.0	0	0	0	0	0	0	0	0.0
2022-23	9	0	13	1.4	1	4	.250	0	0	.000	1	3	.333	1	3	4	0.4	1	0	0	1	0	0	3	0.3
20223-24																									
CAREER	14	0	18	1.3	1	4	.250	0	0	.000	1	3	.333	1	3	4	0.3	1	0	0	1	0	0	3	0.2

ARKANSAS RAZORBACKS

2022-23 SEASON RESULTS & LEADERS

RECORD:	OVERALL	HOME	AWAY	NEUTRAL
ALL GAMES	22-14	13-3	2-8	7-3
CONFERENCE	8-10	6-3	2-7	0-0
NON-CONFERENCE	14-4	7-0	0-1	7-3

DATE	TIME (CT)	R A N K	OPPONENT	TV	RESULT	ATTEND	RECORD	(SEC)	HIGH POINTS	HIGH REBOUNDS
11/07/22	7:00 pm	10/10 --/--	NORTH DAKOTA STATE	SEC Network Plus	W 78-56	19200	1-0	--	(22)Ricky Council IV	(12)Trevon Brazile
11/11/22	7:00 pm	10/10 --/--	FORDHAM	SEC Network Plus	W 74-48	19200	2-0	--	(15)Ricky Council IV	(8)Trevon Brazile
11/16/22	7:00 pm	9/10 --/--	SOUTH DAKOTA STATE	SEC Network Plus	W 71-56	19200	3-0	--	(19)Ricky Council IV	(10)Trevon Brazile
11/21/22	4:00 pm	+ 9/9 --/--	vs Louisville	ESPN2	W 80-54	2400	4-0	--	(26)Anthony Black	(6)Makhi Mitchell (6) Makhel Mitchell
11/22/22	7:00 pm	+ 9/9 10/8	vs Creighton	ESPN	87-90 L	2400	4-1	--	(26)Anthony Black	(6)Anthony Black (6)Trevon Brazile
11/23/22	9:00 pm	+ 9/9 17/19	vs San Diego State	ESPN2	(OT) W 78-74	2400	5-1	--	(20)Trevon Brazile	(9)Trevon Brazile
11/28/22	7:00 pm	11/11 --/--	TROY	SEC Network	W 74-61	19200	6-1	--	(27)Ricky Council IV	(9)Makhi Mitchell
12/03/22	3:00 pm	11/11 --/--	SAN JOSE STATE	SEC Network	W 99-58	19200	7-1	--	(23)Trevon Brazile	(6)Jalen Graham
12/06/22	6:00 pm	9/8 --/--	UNC GREENSBORO	SEC Network	W 65-58	19200	8-1	--	(22)Nick Smith Jr.	(14)Makhi Mitchell
12/10/22	Noon	@ 9/8 --/RV	vs. Oklahoma	ESPN2	W 88-78	14201	9-1	--	(26)Ricky Council IV	(6)Makhi Mitchell
12/17/22	3:00 pm	& 10/10 --/--	vs. Bradley	--	W 76-57	16675	10-1	--	(18)Jordan Walsh	(7)Davonte Davis
12/21/22	8:00 pm	10/8 --/--	UNC ASHEVILLE	SEC Network	W 85-51	19200	11-1	--	(16)Jalen Graham	(7)Kamani Johnson
12/28/22	8:00 pm	* 9/7 --/--	at LSU	ESPN2	57-60 L	10428	11-2	0-1	(16)Davonte Davis	(12)Makhi Mitchell
01/04/23	7:30 pm	* 13/13 20/21	MISSOURI	SEC Network	W 74-68	19200	12-2	1-1	(25)Ricky Council IV	(8)Kamani Johnson
01/07/23	7:30 pm	* 13/13 22/20	at Auburn	SEC Network	59-72 L	9121	12-3	1-2	(23)Anthony Black	(10)Jordan Walsh
01/11/23	6:00 pm	* 15/16 4/4	ALABAMA	ESPN2	69-84 L	19200	12-4	1-3	(16)Jalen Graham (16)Davonte Davis	(10)Davonte Davis
01/14/23	1:00 pm	* 15/16 --/--	at Vanderbilt	ESPNU	84-97 L	9362	12-5	1-4	(24)Ricky Council IV	(8)Makhi Mitchell
01/18/23	8:00 pm	* 25/25 RV/RV	at Missouri	SEC Network	76-79 L	14448	12-6	1-5	(18)Davonte Davis	(9)Davonte Davis (9)Makhi Mitchell
01/21/23	11:00 am	* 25/25 --/--	OLE MISS	ESPN2	W 69-57	19200	13-6	2-5	(17)Anthony Black	(7)Jordan Walsh
01/24/23	6:00 pm	* RV/-- --/--	LSU	ESPN2	W 60-40	19200	14-6	3-5	(16)Davonte Davis	(8)Makhi Mitchell
01/28/23	3:00 pm	% RV/-- 17/17	at Baylor	ESPN	64-67 L	10627	14-7	--	(25)Ricky Council IV	(9)Jalen Graham
01/31/23	6:00 pm	* RV/-- RV/RV	TEXAS A&M	ESPN2	W 81-70	19200	15-7	4-5	(19)Ricky Council IV (19)Davonte Davis	(13)Makhel Mitchell
02/04/23	2:30 pm	* RV/-- --/--	at South Carolina	SEC Network	W 65-63	11558	16-7	5-5	(16)Jalen Graham	(10)Jordan Walsh
02/07/23	8:00 pm	* RV/-- RV/RV	at Kentucky	ESPN	W 88-73	19855	17-7	6-5	(20)Ricky Council IV	(9)Makhi Mitchell
02/11/23	5:00 pm	* RV/-- --/--	MISSISSIPPI STATE	ESPNU	64-70 L	19200	17-8	6-6	(23)Anthony Black	(6)Ricky Council IV (6)Makhi Mitchell (6)Davonte Davis
02/15/23	8:00 pm	* RV/-- RV/25	at Texas A&M	ESPN2	56-62 L	11315	17-9	6--7	(14)Davonte Davis	(9)Makhi Mitchell
02/18/23	1:00 pm	* RV/-- --/--	FLORIDA	ESPN2	W 84-65	19200	18-9	7-7	(26)Jalen Graham	(10)Makhi Mitchell
02/21/23	8:00 pm	* RV/-- --/--	GEORGIA	SEC Network	W 97-65	19200	19-9	8-7	(26)Nick Smith Jr.	(7)Jordan Walsh
02/25/23	1:00 pm	* RV/-- 2/2	at Alabama	ESPN2	83-86 L	13474	19-10	8-8	(24)Nick Smith Jr.	(8)Makhel Mitchell
02/28/23	8:00 pm	* RV/-- 12/14	at Tennessee	ESPN2	57-75 L	18324	19-11	8-9	(13)Anthony Black (13)Davonte Davis	(6)Davonte Davis
03/04/23	1:00 pm	* RV/-- 23/RV	KENTUCKY	CBS	79-88 L	19200	19-12	8-10	(25)Nick Smith Jr.	(8)Anthony Black
03/09/23	6:00 pm	^ RV/-- --/--	vs #7 seed Auburn	SEC Network	W 76-73	14583	20-12	--	(19)Anthony Black	(10)Davonte Davis
03/10/23	6:00 pm	^ RV/-- 18/18	vs #2 seed Texas A&M	SEC Network	61-67 L	17989	20-13	--	(16)Nick Smith Jr. (6)Makhi Mitchell	(6)Davonte Davis
03/16/23	3:30 pm	! --/-- --/--	vs #9 seed Illinois	TBS	W 73-63	16745	21-13	--	(18)Ricky Council IV	(10)Ricky Council IV
03/18/23	4:15 pm	! --/-- 4/5	vs #1 seed Kansas	CBS	W 72-71	16745	22-13	--	(25)Davonte Davis	(10)Kamani Johnson
03/23/23	6:15 pm	~ --/-- 10/12	vs #4 seed UConn	CBS	65-88 L	18544	22-14	--	(20)Anthony Black	(5)Kamani Johnson

Home Games in CAPS | * - Southeastern Conference game | + Maui Jim Maui Invitational (Lahaina, Hawaii (Lahaina Civic Center) | @ - played in Tulsa, Okla. (BOK Center) |
& - played in North Little Rock (Simmons Bank Arena) | % - Big 12/SEC Challenge | ^ - SEC Tournament (Nashville, Tenn. - Bridgestone Arena) |
! - NCAA 1st & 2nd Rds (Des Moines, Iowa - Wells Fargo Arena) | ~ - NCAA West Regional (Las Vegas, Nev. - T-Mobile Arena)

ATTENDANCE SUMMARY	GAMES	TOTALS	AVG/GAME
HOME	16	307200	19200
AWAY	10	128512	12851
NEUTRAL	10	122733	12273
TOTAL	36	558445	15512

ARKANSAS RAZORBACKS

2022-23 COMBINED REPORT

RECORD:	OVERALL	HOME	AWAY	NEUTRAL
ALL GAMES	22-14	13-3	2-8	7-3
CONFERENCE	8-10	6-3	2-7	0-0
NON-CONFERENCE	14-4	7-0	0-1	7-3

#	Player	GP	GS	Min	Avg	• TOTAL •			• 3-PTS •			• REBOUNDS •				PF		FO		A	TO	Blk	Stl	Pts	Av	
						FG	FGA	Pct	3FG	FGA	Pct	FT	FTA	Pct	Off	Def	Tot	Avg	Off							Def
1	Ricky Council IV	36	29	1227	34.1	187	432	.433	34	126	.270	173	218	.794	33	97	130	3.6	65	0	81	75	11	40	581	16.1
0	Anthony Black	36	36	1253	34.8	149	329	.453	28	93	.301	134	190	.705	45	137	182	5.1	93	2	141	109	22	74	460	12.8
3	Nick Smith Jr.	17	14	441	25.9	76	202	.376	24	71	.338	37	50	.740	4	24	28	1.6	26	0	29	27	2	14	213	12.5
4	Davonte Davis	35	31	1157	33.1	144	347	.415	47	136	.346	46	64	.719	24	129	153	4.4	91	4	87	72	4	48	381	10.9
13	Jordan Walsh	36	22	881	24.5	94	217	.433	20	72	.278	47	66	.712	43	98	141	3.9	105	8	33	37	17	40	255	7.1
15	Makhi Mitchell	36	31	727	20.2	104	157	.662	1	1	1.000	43	66	.652	58	134	192	5.3	97	7	39	33	49	31	252	7.0
11	Jalen Graham	31	0	290	9.4	74	113	.655	0	3	.000	13	35	.371	23	47	70	2.3	38	0	14	35	14	12	161	5.2
22	Makhel Mitchell	30	9	383	12.8	47	74	.635	0	0	.000	15	33	.455	26	70	96	3.2	60	2	10	17	45	11	109	3.6
2	Trevon Brazile	9	0	243	27.0	37	77	.481	11	29	.379	21	31	.677	9	45	54	6.0	23	1	9	20	11	9	106	11.8
5	Joseph Pinion	26	0	148	5.7	21	47	.447	13	34	.382	7	7	1.000	4	12	16	0.6	21	0	3	0	1	6	62	2.4
20	Kamani Johnson	27	7	319	11.8	20	42	.476	0	0	.000	20	37	.541	49	37	86	3.2	63	3	7	11	6	14	60	2.2
23	Derrian Ford	21	0	80	3.8	4	10	.400	0	1	.000	7	8	.875	2	8	10	0.5	6	0	8	4	0	1	15	0.7
45	Lawson Blake	9	0	13	1.4	1	4	.250	0	0	.000	1	3	.333	1	3	4	0.4	1	0	0	1	0	0	3	0.3
21	Cade Arbogast	9	0	13	1.4	1	4	.250	1	4	.250	0	0	.000	0	1	1	0.1	1	0	0	0	0	0	3	0.3
12	Barry Dunning Jr.	16	1	51	3.2	2	8	.250	0	2	.000	1	2	.500	1	2	3	0.2	4	0	1	2	0	2	5	0.3
TEAM.....															51	55	106	2.9	0		15				0	
Arkansas.....		36				961	2063	.466	179	572	.313	565	810	.698	373	899	1272	35.3	694	27	462	458	182	302	2666	74.1
Opponents.....		36				847	1996	.424	189	608	.311	563	788	.714	348	841	1189	33.0	681	-	382	519	103	241	2446	67.9

Team Statistics	ARK	OPP
SCORING	2666	2446
Points per game	74.1	67.9
Scoring margin	+6.1	-
FIELD GOALS-ATT	961-2063	847-1996
Field goal pct	.466	.424
3 POINT FG-ATT	179-572	189-608
3-point FG pct	.313	.311
3-pt FG made per game	5.0	5.3
FREE THROWS-ATT	565-810	563-788
Free throw pct	.698	.714
F-Throws made per game	15.7	15.6
REBOUNDS	1272	1189
Rebounds per game	35.3	33.0
Rebounding margin	+2.3	-
ASSISTS	462	382
Assists per game	12.8	10.6
TURNOVERS	458	519
Turnovers per game	12.7	14.4
Turnover margin	+1.7	-
Assist/turnover ratio	1.0	0.7
STEALS	302	241
Steals per game	8.4	6.7
BLOCKS	182	103
Blocks per game	5.1	2.9
ATTENDANCE	307200	251245
Home games-Avg/Game	16-19200	10-12851
Neutral site-Avg/Game	-	10-12273

SCORE BY PERIODS:	1st	2nd	OT	Total
Arkansas	1225	1430	11	2666
Opponents	1107	1332	7	2446

Date	Ark. Rank	Opponent	Result	Score	Attend
11/07/22	10/10	NORTH DAKOTA ST.	W	76-58	19200
11/11/22	10/10	FORDHAM	W	74-48	19200
11/16/22	9/10	SOUTH DAKOTA ST.	W	71-56	19200
+ 11/21/22	9/9	vs Louisville	W	80-54	2400
+ 11/22/22	9/9	vs #10/8 Creighton	L	87-90	2400
+ 11/23/22	9/9	vs #17/19 San Diego St.	W	78-74 (OT)	2400
11/28/22	11/11	TROY	W	74-61	19200
12/03/22	11/11	SAN JOSE ST.	W	99-58	19200
12/06/22	9/8	UNC GREENSBORO	W	65-58	19200
@ 12/10/22	9/8	vs --RV Oklahoma	W	88-78	14201
& 12/17/22	10/10	vs Bradley	W	76-57	16675
12/21/22	10/8	UNC ASHEVILLE	W	85-51	19200
* 12/28/22	9/7	at LSU	L	57-60	10428
* 01/04/23	13/13	#20/21 MISSOURI	W	74-68	19200
* 01/07/22	13/13	#22/20 at Auburn	L	59-72	9121
* 01/11/23	15/16	#4/4 ALABAMA	L	69-84	19200
* 01/14/23	15/16	at Vanderbilt	L	84-97	9362
* 01/18/23	25/25	at Missouri	L	76-79	14448
* 01/21/23	25/25	OLE MISS	W	69-57	19200
* 01/24/23	RV/--	LSU	W	60-40	19200
% 01/28/23	RV/--	at #17/17 Baylor	L	64-67	10627
* 01/31/23	RV/--	TEXAS A&M	W	81-70	19200
* 02/04/23	RV/--	at South Carolina	W	65-63	11558
* 02/07/23	RV/--	at Kentucky	W	88-73	19855
* 02/11/23	RV/--	MISSISSIPPI ST.	L	64-70	19200
* 02/15/23	RV/--	at RV/#25 Texas A&M	L	56-62	11315
* 02/18/23	RV/--	FLORIDA	W	84-65	19200
* 02/21/23	RV/--	GEORGIA	W	97-65	19200
* 02/25/23	RV/--	#2/2 at Alabama	L	83-86	13474
* 02/28/23	RV/--	at #12/14 Tennessee	L	57-75	18324
* 03/04/23	RV/--	#23/RV KENTUCKY	L	79-88	19200
^ 03/09/23	RV/--	vs Auburn	W	76-73	14583
^ 03/10/23	RV/--	vs #18/18 Texas A&M	L	61-67	17989
! 03/16/23		vs Illinois	W	73-63	16745
! 03/18/23		vs #4/5 Kansas	W	72-71	16745
~ 03/23/23		vs #10/12 UConn	L	65-88	18544

* = SEC game || + Maui Jim Maui Invitational (Lahaina, Hawaii (Lahaina Civic Center)) ||
 @ - played in Tulsa, Okla. (BOK Center) || & - played in North Little Rock (Simmons Bank Arena) ||
 % - Big 12/SEC Challenge || ^ - SEC Tournament (Nashville, Tenn. - Bridgestone Arena) ||
 ^ - NCAA 1st & 2nd Rounds (Des Moines, Iowa - Wells Fargo Arena) || ~ - NCAA West Regional (Las Vegas, Nev. - T-Mobile Arena)

ARKANSAS RAZORBACKS

2022-23 SEASON STATISTICS • ALL GAMES



RECORD:	OVERALL	HOME	AWAY	NEUTRAL
ALL GAMES	22-14	13-3	2-8	7-3
CONFERENCE	8-10	6-3	2-7	0-0
NON-CONFERENCE	14-4	7-0	0-1	7-3

				• TOTAL •			• 3-PTS •			• REBOUNDS •																	
##	Player	GP	GS	Min	Avg	FG	FGA	Pct	3FG	FGA	Pct	FT	FTA	Pct	Off	Def	Tot	Avg	PFFO	A	TO	Blk	St	Pts	Avg		
1	Ricky Council IV	36	29	1227	34.1	187	432	.433	34	126	.270	173	218	.794	33	97	130	3.6	65	0	81	75	11	40	581	16.1	
0	Anthony Black	36	36	1253	34.8	149	329	.453	28	93	.301	134	190	.705	45	137	182	5.1	93	2	141	109	22	74	460	12.8	
3	Nick Smith Jr.	17	14	441	25.9	76	202	.376	24	71	.338	37	50	.740	4	24	28	1.6	26	0	29	27	2	14	213	12.5	
4	Davonte Davis	35	31	1157	33.1	144	347	.415	47	136	.346	46	64	.719	24	129	153	4.4	91	4	87	72	4	48	381	10.9	
13	Jordan Walsh	36	22	881	24.5	94	217	.433	20	72	.278	47	66	.712	43	98	141	3.9	105	8	33	37	17	40	255	7.1	
15	Makhi Mitchell	36	31	727	20.2	104	157	.662	1	1	1.000	43	66	.652	58	134	192	5.3	97	7	39	33	49	31	252	7.0	
11	Jalen Graham	31	0	290	9.4	74	113	.655	0	3	.000	13	35	.371	23	47	70	2.3	38	0	14	35	14	12	161	5.2	
22	Makhel Mitchell	30	9	383	12.8	47	74	.635	0	0	.000	15	33	.455	26	70	96	3.2	60	2	10	17	45	11	109	3.6	
2	Trevon Brazile	9	0	243	27.0	37	77	.481	11	29	.379	21	31	.677	9	45	54	6.0	23	1	9	20	11	9	106	11.8	
5	Joseph Pinion	26	0	148	5.7	21	47	.447	13	34	.382	7	7	1.000	4	12	16	0.6	21	0	3	0	1	6	62	2.4	
20	Kamani Johnson	27	7	319	11.8	20	42	.476	0	0	.000	20	37	.541	49	37	86	3.2	63	3	7	11	6	14	60	2.2	
23	Derrian Ford	21	0	80	3.8	4	10	.400	0	1	.000	7	8	.875	2	8	10	0.5	6	0	8	4	0	1	15	0.7	
45	Lawson Blake	9	0	13	1.4	1	4	.250	0	0	.000	1	3	.333	1	3	4	0.4	1	0	0	1	0	0	3	0.3	
21	Cade Arbogast	9	0	13	1.4	1	4	.250	1	4	.250	0	0	.000	0	1	1	0.1	1	0	0	0	0	0	3	0.3	
12	Barry Dunning Jr.	16	1	51	3.2	2	8	.250	0	2	.000	1	2	.500	1	2	3	0.2	4	0	1	2	0	2	5	0.3	
TEAM.....																51	55	106	2.9	0	15				0		
Arkansas.....		36					961	2063	.466	179	572	.313	565	810	.698	373	899	1272	35.3	694	27	462	458	182	302	2666	74.1
Opponents.....		36					847	1996	.424	189	608	.311	563	788	.714	348	841	1189	33.0	681	-	382	519	103	241	2446	67.9

SCORE BY PERIODS:	1st	2nd	OT	Total
Arkansas	1225	1430	11	2666
Opponents	1107	1332	7	2446

DEADBALL REBOUNDS:	OFF	DEF	TOTAL
Arkansas	117	15	132
Opponents	111	16	127

ARKANSAS RAZORBACKS

2022-23 STATISTICS • SEC GAMES ONLY



RECORD:	OVERALL	HOME	AWAY
SEC ONLY	8-10	6-3	2-7

#	Player	GP	GS	Min	Avg	• TOTAL •			• 3-PTS •			• REBOUNDS •										Pts		Avg		
						FG	FGA	Pct	3FG	FGA	Pct	FT	FTA	Pct	Off	Def	Tot	Avg	PFFO	A	TO				Blk	St
1	Ricky Council IV	18	12	602	33.4	82	207	.396	17	68	.250	87	115	.757	18	54	72	4.0	33	0	39	41	5	16	268	14.9
3	Nick Smith Jr.	7	5	185	26.4	37	93	.398	12	33	.364	16	22	.727	2	10	12	1.7	13	0	13	10	1	8	102	14.6
0	Anthony Black	18	18	638	35.4	77	177	.435	13	46	.283	71	104	.683	25	68	93	5.2	51	2	82	61	9	38	238	13.2
4	Davonte Davis	18	18	632	35.1	88	196	.449	34	82	.415	17	26	.654	9	70	79	4.4	49	3	50	40	2	25	227	12.6
13	Jordan Walsh	18	10	461	25.6	47	121	.388	10	43	.233	20	29	.690	29	63	92	5.1	55	3	14	19	8	16	124	6.9
15	Makhi Mitchell	18	17	377	20.9	44	70	.629	1	1	1.000	25	36	.694	32	76	108	6.0	47	4	17	15	25	6	114	6.3
11	Jalen Graham	17	0	173	10.2	44	66	.667	0	2	.000	6	17	.353	9	23	32	1.9	21	0	6	21	11	5	94	5.5
22	Makhel Mitchell	15	8	262	17.5	31	50	.620	0	0	.000	8	22	.364	20	45	65	4.3	42	2	3	10	31	6	70	4.7
5	Joseph Pinion	14	0	98	7.0	14	29	.483	10	23	.435	3	3	1.000	2	5	7	0.5	14	0	0	0	1	4	41	2.9
45	Lawson Blake	2	0	2	1.0	1	2	.500	0	0	.000	1	3	.333	0	0	0	0.0	0	0	0	0	0	0	3	1.5
20	Kamani Johnson	12	2	126	10.5	4	9	.444	0	0	.000	7	15	.467	15	13	28	2.3	31	2	1	2	3	4	15	1.3
23	Derrian Ford	11	0	35	3.2	1	2	.500	0	1	.000	4	4	1.000	0	2	2	0.2	4	0	2	2	0	0	6	0.5
21	Cade Arbogast	2	0	2	1.0	0	0	.000	0	0	.000	0	0	.000	0	0	0	0.0	0	0	0	0	0	0	0	0.0
12	Barry Dunning Jr.	5	0	8	1.6	0	2	.000	0	1	.000	0	0	.000	0	0	0	0.0	0	0	0	0	0	0	0	0.0
TEAM.....															31	24	55	3.1	0		6				0	
Arkansas.....		18				470	1024	.459	97	300	.323	265	396	.669	192	453	645	35.8	360	16	227	227	96	128	1302	72.3
Opponents.....		18				437	1026	.426	95	294	.323	305	426	.716	195	421	616	34.2	345	-	200	215	60	124	1274	70.8

SCORE BY PERIODS:	1st	2nd	Total
Arkansas	606	696	1302
Opponents	553	721	1274

DEADBALL REBOUNDS:	OFF	DEF	TOTAL
Arkansas	62	5	67
Opponents	57	10	67

ARKANSAS RAZORBACKS

2023 POSTSEASON STATISTICS (SEC & NCAA)



RECORD:
IN THE POSTSEASON

OVERALL
3-2

##	Player	GP	GS	Min Avg		• TOTAL •			• 3-PTS •			FT FTA Pct			• REBOUNDS •				PF	FO	A	TO	Blk	St	Pts	Avg
						FG	FGA	Pct	3FG	FGA	Pct				Off	Def	Tot	Avg								
1	Ricky Council IV	5	4	164	32.8	15	53	.283	3	15	.200	35	41	.854	6	18	24	4.8	7	0	7	7	4	4	68	13.6
0	Anthony Black	5	5	180	36.0	19	48	.396	2	12	.167	24	32	.750	6	18	24	4.8	17	0	12	12	6	13	64	12.8
4	Davonte Davis	5	5	166	33.2	21	52	.404	6	20	.300	8	10	.800	7	27	34	6.8	19	1	6	12	0	7	56	11.2
3	Nick Smith Jr.	5	5	136	27.2	18	55	.327	6	18	.333	5	9	.556	0	7	7	1.4	7	0	7	11	0	3	47	9.4
15	Makhi Mitchell	5	1	110	22.0	19	26	.731	0	0	.000	6	9	.667	10	11	21	4.2	14	1	4	6	7	7	44	8.8
13	Jordan Walsh	5	0	126	25.2	12	28	.429	2	6	.333	10	14	.714	7	7	14	2.8	14	1	4	6	2	7	36	7.2
12	Barry Dunning Jr.	1	0	3	3.0	2	3	.667	0	0	.000	0	0	.000	1	0	1	1.0	0	0	0	0	0	0	4	4.0
20	Kamani Johnson	4	4	56	14.0	6	13	.462	0	0	.000	1	2	.500	16	7	23	5.8	14	1	3	4	0	0	13	3.3
11	Jalen Graham	4	0	18	4.5	4	5	.800	0	0	.000	1	3	.333	2	3	5	1.3	3	0	0	1	1	1	9	2.3
22	Makhel Mitchell	5	1	29	5.8	2	2	1.000	0	0	.000	1	2	.500	0	3	3	0.6	6	0	1	1	2	0	5	1.0
23	Derrian Ford	2	0	5	2.5	0	1	.000	0	0	.000	1	2	.500	1	0	1	0.5	0	0	1	0	0	0	1	0.5
5	Joseph Pinion	2	0	4	2.0	0	2	.000	0	2	.000	0	0	.000	0	1	1	0.5	1	0	0	0	0	0	0	0.0
45	Lawson Blake	1	0	1	1.0	0	0	.000	0	0	.000	0	0	.000	0	0	0	0.0	0	0	0	0	0	0	0	0.0
21	Cade Arbogast	1	0	2	2.0	0	0	.000	0	0	.000	0	0	.000	0	0	0	0.0	0	0	0	0	0	0	0	0.0
TEAM.....															7	8	15	3.0	0		3				0	
Arkansas.....				5		118	288	.410	19	73	.260	92	124	.742	63	110	173	34.6	102	4	45	63	22	42	347	69.4
Opponents.....				5		124	264	.470	26	81	.321	88	123	.715	44	124	168	33.6	95	-	62	71	16	39	362	72.4

SCORE BY PERIODS:	1st	2nd	Total
Arkansas	167	180	347
Opponents	165	197	362

DEADBALL REBOUNDS:	OFF	DEF	TOTAL
Arkansas	14	3	17
Opponents	18	1	19

ARKANSAS RAZORBACKS

2023 NCAA TOURNAMENT STATISTICS



RECORD:
NCAA TOURNAMENT

OVERALL
2-1

##	Player	GP	GS	Min Avg		• TOTAL •			• 3-PTS •			FT FTA Pct			• REBOUNDS •				PF	FO	A	TO	Blk	St	Pts	Avg
						FG	FGA	Pct	3FG	FGA	Pct				Off	Def	Tot	Avg								
1	Ricky Council IV	3	3	113	37.7	12	39	.308	3	12	.250	29	32	.906	5	14	19	6.3	3	0	6	5	3	1	56	18.7
4	Davonte Davis	3	3	89	29.7	17	39	.436	4	11	.364	6	7	.857	4	14	18	6.0	13	1	2	8	0	4	44	14.7
0	Anthony Black	3	3	108	36.0	10	30	.333	1	6	.167	15	19	.789	2	12	14	4.7	9	0	4	5	2	9	36	12.0
13	Jordan Walsh	3	0	81	27.0	6	19	.316	1	4	.250	5	8	.625	5	2	7	2.3	10	1	1	4	0	6	18	6.0
15	Makhi Mitchell	3	0	55	18.3	8	13	.615	0	0	.000	1	3	.333	2	7	9	3.0	8	1	1	3	3	3	17	5.7
3	Nick Smith Jr.	3	3	70	23.3	6	23	.261	2	7	.286	3	4	.750	0	3	3	1.0	5	0	1	3	0	1	17	5.7
12	Barry Dunning Jr.	1	0	3	3.0	2	3	.667	0	0	.000	0	0	.000	1	0	1	1.0	0	0	0	0	0	0	4	4.0
20	Kamani Johnson	3	3	48	16.0	4	11	.364	0	0	.000	1	2	.500	14	6	20	6.7	11	1	3	2	0	0	9	3.0
11	Jalen Graham	3	0	15	5.0	3	4	.750	0	0	.000	1	3	.333	2	3	5	1.7	2	0	0	0	1	1	7	2.3
23	Derrian Ford	2	0	5	2.5	0	1	.000	0	0	.000	1	2	.500	1	0	1	0.5	0	0	1	0	0	0	1	0.5
22	Makhel Mitchell	3	0	6	2.0	0	0	.000	0	0	.000	1	2	.500	0	0	0	0.0	1	0	0	0	0	0	1	0.3
5	Joseph Pinion	2	0	4	2.0	0	2	.000	0	2	.000	0	0	.000	0	1	1	0.5	1	0	0	0	0	0	0	0.0
45	Lawson Blake	1	0	1	1.0	0	0	.000	0	0	.000	0	0	.000	0	0	0	0.0	0	0	0	0	0	0	0	0.0
21	Cade Arbogast	1	0	2	2.0	0	0	.000	0	0	.000	0	0	.000	0	0	0	0.0	0	0	0	0	0	0	0	0.0
TEAM.....															6	6	12	4.0	0		2				0	
Arkansas.....				3		68	184	.370	11	42	.262	63	82	.768	42	68	110	36.7	63	4	19	32	9	25	210	70.0
Opponents.....				3		75	156	.481	20	55	.364	52	72	.722	21	85	106	35.3	61	-	41	46	12	22	222	74.0

SCORE BY PERIODS:	1st	2nd	Total
Arkansas	92	118	210
Opponents	107	115	222

DEADBALL REBOUNDS:	OFF	DEF	TOTAL
Arkansas	7	2	9
Opponents	10	1	11

ARKANSAS RAZORBACKS

2023 SEC TOURNAMENT STATISTICS



RECORD:
SEC TOURNAMENT

OVERALL
1-1

##	Player	GP	GS	Min	Avg	• TOTAL •			• 3-PTS •			• REBOUNDS •				PF		FO	A	TO	Blk	St	Pts	Avg		
						FG	FGA	Pct	3FG	FGA	Pct	FT	FTA	Pct	Off	Def	Tot								Avg	
3	Nick Smith Jr.	2	2	66	33.0	12	32	.375	4	11	.364	2	5	.400	0	4	4	2.0	2	0	6	8	0	2	30	15.0
0	Anthony Black	2	2	72	36.0	9	18	.500	1	6	.167	9	13	.692	4	6	10	5.0	8	0	8	7	4	4	28	14.0
15	Makhi Mitchell	2	1	55	27.5	11	13	.846	0	0	.000	5	6	.833	8	4	12	6.0	6	0	3	3	4	4	27	13.5
13	Jordan Walsh	2	0	45	22.5	6	9	.667	1	2	.500	5	6	.833	2	5	7	3.5	4	0	3	2	2	1	18	9.0
1	Ricky Council IV	2	1	51	25.5	3	14	.214	0	3	.000	6	9	.667	1	4	5	2.5	4	0	1	2	1	3	12	6.0
4	Davonte Davis	2	2	77	38.5	4	13	.308	2	9	.222	2	3	.667	3	13	16	8.0	6	0	4	4	0	3	12	6.0
20	Kamani Johnson	1	1	8	8.0	2	2	1.000	0	0	.000	0	0	.000	2	1	3	3.0	3	0	0	2	0	0	4	4.0
22	Makhel Mitchell	2	1	23	11.5	2	2	1.000	0	0	.000	0	0	.000	0	3	3	1.5	5	0	1	1	2	0	4	2.0
11	Jalen Graham	1	0	3	3.0	1	1	1.000	0	0	.000	0	0	.000	0	0	0	0.0	1	0	0	1	0	0	2	2.0
TEAM.....															1	2	3	1.5	0		1				0	
Arkansas.....		2				50	104	.481	8	31	.258	29	42	.690	21	42	63	31.5	39	0	26	31	13	17	137	68.5
Opponents.....		2				49	108	.454	6	26	.231	36	51	.706	23	39	62	31.0	34	-	21	25	4	17	140	70.0

SCORE BY PERIODS:	1st	2nd	Total
Arkansas	75	62	137
Opponents	58	82	140

DEADBALL REBOUNDS:	OFF	DEF	TOTAL
Arkansas	7	1	8
Opponents	8	0	8

ARKANSAS RAZORBACKS

2022 MAUI INVITATIONAL STATISTICS



RECORD:
MAUI INVITATIONAL

OVERALL
2-1

#	Player	GP GS		Min Avg		• TOTAL •			• 3-PTS •			• REBOUNDS •										Pts Avg					
						FG	FGA	Pct	3FG	FGA	Pct	FT	FTA	Pct	Off	Def	Tot	Avg	PF	FO	A			TO	Blk	St	
0	Anthony Black	3	3	112	37.3	22	40	.550	4	10	.400	19	22	.864	5	9	14	4.7	8	0	13	11	0	5	67	22.3	
1	Ricky Council IV	3	3	116	38.7	21	51	.412	5	16	.313	11	15	.733	3	6	9	3.0	7	0	10	8	0	8	58	19.3	
2	Trevon Brazile	3	0	86	28.7	13	30	.433	6	15	.400	6	11	.545	1	16	17	5.7	11	1	2	4	3	4	38	12.7	
22	Makhel Mitchell	3	0	41	13.7	9	11	.818	0	0	.000	4	7	.571	1	11	12	4.0	5	0	3	1	6	2	22	7.3	
20	Kamani Johnson	1	0	19	19.0	2	2	1.000	0	0	.000	3	5	.600	4	3	7	7.0	3	0	0	1	0	2	7	7.0	
13	Jordan Walsh	3	3	98	32.7	6	18	.333	3	9	.333	4	6	.667	3	7	10	3.3	10	0	6	5	1	2	19	6.3	
4	Davonte Davis	3	3	87	29.0	5	17	.294	1	9	.111	2	2	1.000	1	4	5	1.7	8	0	8	2	0	1	13	4.3	
11	Jalen Graham	2	0	8	4.0	4	5	.800	0	0	.000	0	0	.000	1	0	1	0.5	1	0	0	1	0	0	8	4.0	
15	Makhi Mitchell	3	3	37	12.3	3	5	.600	0	0	.000	3	4	.750	4	6	10	3.3	7	0	1	4	1	2	9	3.0	
23	Derrian Ford	1	0	4	4.0	1	1	1.000	0	0	.000	0	0	.000	0	0	0	0.0	1	0	0	0	0	0	2	2.0	
5	Joseph Pinion	2	0	4	2.0	0	1	.000	0	0	.000	2	2	1.000	0	2	2	1.0	2	0	0	0	0	0	2	1.0	
21	Cade Arbogast	1	0	1	1.0	0	0	.000	0	0	.000	0	0	.000	0	0	0	0.0	0	0	0	0	0	0	0	0.0	
45	Lawson Blake	1	0	1	1.0	0	0	.000	0	0	.000	0	0	.000	0	0	0	0.0	0	0	0	0	0	0	0	0.0	
12	Barry Dunning Jr.	2	0	11	5.5	0	0	.000	0	0	.000	0	0	.000	0	0	0	0.0	1	0	0	1	0	1	0	0.0	
TEAM.....																3	9	12	4.0	0	3					0	
Arkansas.....		3				86	181	.475	19	59	.322	54	74	.730	26	73	99	33.0	64	1	43	41	11	27	245	81.7	
Opponents.....		3				74	159	.465	13	44	.295	57	77	.740	19	74	93	31.0	55	-	29	54	6	18	218	72.7	

SCORE BY PERIODS:	1st	2nd	OT	Total
Arkansas	96	138	11	245
Opponents	103	108	7	218

DEADBALL REBOUNDS:	OFF	DEF	TOTAL
Arkansas	13	1	14
Opponents	12	2	14

2022-23 ARKANSAS RAZORBACKS GAME HIGHS AND LEADERS

Opponent	DATE	SCORE	RESULT	POINTS	REBOUNDS	ASSISTS	STEALS	BLOCKED SHOTS
NORTH DAKOTA ST.	11/07/22	76-58	W	22-Ricky Council IV	12-Trevon Brazile	3-Jordan Walsh Anthony Black	3-Makhi Mitchell Anthony Black	1-Ricky Council IV Davonte Davis Trevon Brazile Anthony Black
FORDHAM	11/11/22	74-48	W	15-Ricky Council IV	8-Trevon Brazile	7-Ricky Council IV	3-Makhi Mitchell Davonte Davis	2-Makhi Mitchell
SOUTH DAKOTA ST.	11/16/22	71-56	W	19-Ricky Council IV	10-Trevon Brazile	5-Anthony Black	4-Anthony Black	2-Trevon Brazile
vs Louisville	11/21/22	80-54	W	26-Anthony Black	6-Makhi Mitchell Makhel Mitchell	6-Anthony Black	4-Ricky Council IV	2-Makhel Mitchell
vs Creighton	11/22/22	87-90	L	26-Anthony Black	6-Trevon Brazile Anthony Black	6-Anthony Black	2-Anthony Black Ricky Council IV	3-Trevon Brazile
vs San Diego St.	11/23/22	78-74	WOT	20-Trevon Brazile	9-Trevon Brazile	4-Ricky Council IV	2-Trevon Brazile Kamani Johnson Ricky Council IV	2-Makhel Mitchell
TROY	11/28/22	74-61	W	27-Ricky Council IV	9-Makhi Mitchell	3-Anthony Black	2-Anthony Black Jordan Walsh Trevon Brazile	3-Makhi Mitchell
SAN JOSE ST.	12/03/22	99-58	W	23-Trevon Brazile	6-Jalen Graham	6-Anthony Black	3-Ricky Council IV	2-Trevon Brazile
UNC GREENSBORO	12/06/22	65-58	W	22-Nick Smith Jr.	14-Makhi Mitchell	3-Nick Smith Jr.	3-Davonte Davis	4-Makhi Mitchell
vs Oklahoma	12/10/22	88-78	W	26-Ricky Council IV	6-Makhi Mitchell	5-Ricky Council IV Anthony Black	2-Anthony Black Jordan Walsh	2-Makhi Mitchell
vs Bradley	12/17/22	76-57	W	18-Jordan Walsh	7-Davonte Davis	4-Anthony Black	5-Davonte Davis	2-Anthony Black
UNC ASHEVILLE	12/21/22	85-51	W	16-Jalen Graham	7-Kamani Johnson	3-Anthony Black Makhi Mitchell Joseph Pinion Davonte Davis	3-Makhi Mitchell Kamani Johnson	3-Makhel Mitchell
at LSU	12/28/22	57-60	L	16-Davonte Davis	12-Makhi Mitchell	4-Anthony Black	3-Ricky Council IV	3-Makhi Mitchell
MISSOURI	01/04/23	74-68	W	25-Ricky Council IV	8-Kamani Johnson	5-Davonte Davis Anthony Black	3-Davonte Davis	2-Makhi Mitchell
at Auburn	01/07/23	59-72	L	23-Anthony Black	10-Jordan Walsh	4-Anthony Black	2-Kamani Johnson	2-Makhi Mitchell
ALABAMA	01/11/23	69-84	L	16-Davonte Davis Jalen Graham	10-Davonte Davis	3-Ricky Council IV Davonte Davis	2-Davonte Davis	2-Makhel Mitchell
at Vanderbilt	01/14/23	84-97	L	24-Ricky Council IV	8-Makhi Mitchell	4-Davonte Davis	2-Ricky Council IV	2-Makhel Mitchell
at Missouri	01/18/23	76-79	L	18-Davonte Davis	9-Makhi Mitchell Davonte Davis	7-Anthony Black	3-Ricky Council IV	1-Makhi Mitchell Anthony Black
OLE MISS	01/21/23	69-57	W	17-Anthony Black	7-Jordan Walsh	8-Anthony Black	5-Anthony Black	2-Makhel Mitchell
LSU	01/24/23	60-40	W	16-Davonte Davis	8-Makhi Mitchell	7-Ricky Council IV	3-Anthony Black	3-Makhi Mitchell
at Baylor	01/28/23	64-67	L	25-Ricky Council IV	9-Jalen Graham	4-Davonte Davis Jalen Graham	2-Jalen Graham	3-Makhel Mitchell
TEXAS A&M	01/31/23	81-70	W	19-Davonte Davis Ricky Council IV	13-Makhel Mitchell	7-Anthony Black	2-Anthony Black	7-Makhel Mitchell
at South Carolina	02/04/23	65-63	W	16-Jalen Graham	10-Jordan Walsh	4-Anthony Black	2-Davonte Davis	2-Anthony Black
at Kentucky	02/07/23	88-73	W	20-Ricky Council IV	9-Makhi Mitchell	7-Davonte Davis	5-Anthony Black	5-Makhel Mitchell
MISSISSIPPI ST.	02/11/23	64-70	L	23-Anthony Black	6-Davonte Davis Makhel Mitchell Ricky Council IV	5-Anthony Black	3-Anthony Black	3-Makhel Mitchell
at Texas A&M	02/15/23	56-62	L	14-Davonte Davis	9-Makhi Mitchell	8-Anthony Black	2-Davonte Davis Anthony Black	4-Makhel Mitchell
FLORIDA	02/18/23	84-65	W	26-Jalen Graham	10-Makhi Mitchell	3-Anthony Black	3-Anthony Black	2-Jalen Graham Makhel Mitchell Makhi Mitchell
GEORGIA	02/21/23	97-65	W	26-Nick Smith Jr.	7-Jordan Walsh	8-Anthony Black	2-Ricky Council IV Jordan Walsh Anthony Black	2-Jalen Graham
at Alabama	02/25/23	83-86	L	24-Nick Smith Jr.	8-Makhel Mitchell	2-Anthony Black Makhi Mitchell	3-Anthony Black Jordan Walsh	3-Jalen Graham
at Tennessee	02/28/23	57-75	L	13-Davonte Davis Anthony Black	6-Davonte Davis	2-Davonte Davis Nick Smith Jr.	3-Davonte Davis	2-Makhel Mitchell
KENTUCKY	03/04/23	79-88	L	25-Nick Smith Jr.	8-Anthony Black	6-Nick Smith Jr.	4-Nick Smith Jr.	1-Nick Smith Jr. Jordan Walsh Anthony Black
vs Auburn	03/09/23	76-73	W	19-Anthony Black	10-Davonte Davis	6-Anthony Black	2-Ricky Council IV Anthony Black Nick Smith Jr.	1-Jordan Walsh Ricky Council IV
vs Texas A&M	03/10/23	61-67	L	16-Nick Smith Jr.	6-Makhi Mitchell Davonte Davis	4-Nick Smith Jr.	3-Makhi Mitchell	4-Makhi Mitchell Anthony Black
vs Illinois	03/16/23	73-63	W	18-Ricky Council IV	10-Ricky Council IV	1-Anthony Black Davonte Davis Makhi Mitchell Jordan Walsh	4-Davonte Davis	2-Makhi Mitchell
vs Kansas	03/18/23	72-71	W	25-Davonte Davis	10-Kamani Johnson	4-Ricky Council IV	2-Makhi Mitchell Jordan Walsh	1-Ricky Council IV Anthony Black Makhi Mitchell
vs UConn	03/23/23	65-88	L	20-Anthony Black	5-Kamani Johnson	3-Kamani Johnson	5-Anthony Black	1-Ricky Council IV Jalen Graham

LED TEAM IN POINTS (including ties)	LED TEAM IN REBS (including ties)	LED TEAM IN ASSISTS (including ties)	LED TEAM IN STEALS (including ties)	LED TEAM IN BLKS (including ties)
Council 11	Khi Mitchell 12	Black 23	Black 17	Khel Mitchell 13
Black 9	Davis 7	Davis 8	Council 9	Khi Mitchell 13
Davis 8	Brazile 5	Council 6	Davis 9	Black 7
Smith 5	Khel Mitchell 4	Smith 4	Walsh 5	Brazile 4
Graham 4	Walsh 4	Khi Mitchell 3	Khi Mitchell 5	Graham 4
Walsh 1	Johnson 4	Walsh 2	Johnson 3	Council 4
Brazile 1	Black 2	Pinion 1	Smith 2	Walsh 2
	Graham 2	Graham 1	Brazile 1	Davis 1
	Council 2	Johnson 1	Graham 1	Smith 1

2022-23 RAZORBACK GAME-BY-GAME STATISTICS

Opponent	Date	Score	W/L	• TOTAL •			• 3-PTRS •			• REBOUNDS •				PF	A	TO	Blk	Stl	Pts	Avg			
				FG	FGA	Pct	3FG	FGA	Pct	FT	FTA	Pct	Off								Def	Tot	Avg
NORTH DAKOTA ST.	11/07/22	76-58	W	28	57	.491	4	10	.400	16	23	.696	6	34	40	40.0	19	10	11	4	11	76	76.0
FORDHAM	11/11/22	74-48	W	30	65	.462	2	16	.125	12	18	.667	16	22	38	39.0	19	17	13	4	13	74	75.0
SOUTH DAKOTA ST.	11/16/22	71-56	W	28	61	.459	7	22	.318	8	15	.533	9	33	42	40.0	19	17	20	4	14	71	73.7
vs Louisville	11/21/22	80-54	W	29	51	.569	8	22	.364	14	19	.737	6	22	28	37.0	23	20	16	3	10	80	75.2
vs Creighton	11/22/22	87-90	L	33	70	.471	8	20	.400	13	17	.765	10	21	31	35.8	21	15	9	5	8	87	77.6
vs San Diego St.	11/23/22	78-74	Wot	24	60	.400	3	17	.176	27	38	.711	10	30	40	36.5	20	8	16	3	9	78	77.7
TROY	11/28/22	74-61	W	27	51	.529	3	11	.273	17	23	.739	10	23	33	36.0	12	4	15	5	8	74	77.1
SAN JOSE ST.	12/03/22	99-58	W	37	59	.627	8	13	.615	17	21	.810	7	26	33	35.6	12	22	11	5	8	99	79.9
UNC GREENSBORO	12/06/22	65-58	W	18	54	.333	3	18	.167	26	33	.788	8	39	47	36.9	14	9	12	9	6	65	78.2
vs Oklahoma	12/10/22	88-78	W	35	59	.593	4	12	.333	14	19	.737	8	17	25	35.7	12	19	9	5	10	88	79.2
vs Bradley	12/17/22	76-57	W	25	51	.490	4	11	.364	22	31	.710	7	19	26	34.8	19	13	11	5	16	76	78.9
UNC ASHEVILLE	12/21/22	85-51	W	32	60	.533	5	13	.385	16	22	.727	11	25	36	34.9	19	20	10	6	15	85	79.4
at LSU	12/28/22	57-60	L	24	65	.369	4	25	.160	5	10	.500	13	31	44	35.6	14	7	10	5	8	57	77.7
MISSOURI	01/04/23	74-68	W	26	54	.481	6	21	.286	16	23	.696	15	25	40	35.9	19	13	17	4	7	74	77.4
at Auburn	01/07/23	59-72	L	19	56	.339	2	16	.125	19	32	.594	17	28	45	36.5	21	9	14	5	4	59	76.2
ALABAMA	01/11/23	69-84	L	26	61	.426	2	10	.200	15	23	.652	10	27	37	36.6	23	9	15	4	6	69	75.8
at Vanderbilt	01/14/23	84-97	L	31	63	.492	7	18	.389	15	24	.625	15	16	31	36.2	30	11	11	6	3	84	76.2
at Missouri	01/18/23	76-79	L	23	50	.460	7	17	.412	23	26	.885	13	29	42	36.6	33	12	21	2	6	76	76.2
OLE MISS	01/21/23	69-57	W	26	57	.456	8	20	.400	9	17	.529	8	23	31	36.3	16	14	11	4	12	69	75.8
LSU	01/24/23	60-40	W	23	51	.451	5	13	.385	9	12	.750	7	29	36	36.2	12	15	12	5	7	60	75.1
at Baylor	01/28/23	64-67	L	27	53	.509	4	14	.286	6	11	.545	10	25	35	36.2	23	16	15	6	4	64	74.5
TEXAS A&M	01/31/23	81-70	W	28	56	.500	6	18	.333	19	28	.679	13	27	40	36.4	19	16	17	13	7	81	74.8
at South Carolina	02/04/23	65-63	W	26	55	.473	4	15	.267	9	13	.692	10	22	32	36.2	14	11	11	5	3	65	74.4
at Kentucky	02/07/23	88-73	W	32	51	.627	4	9	.444	20	24	.833	6	20	26	35.8	18	19	11	7	10	88	75.0
MISSISSIPPI ST.	02/11/23	64-70	L	21	48	.438	4	18	.222	18	26	.692	7	23	30	35.5	16	12	13	7	8	64	74.5
at Texas A&M	02/15/23	56-62	L	22	50	.440	5	16	.313	7	14	.500	5	28	33	35.5	23	17	13	6	4	56	73.8
FLORIDA	02/18/23	84-65	W	34	59	.576	2	10	.200	14	17	.824	9	31	40	35.6	12	8	13	6	8	84	74.2
GEORGIA	02/21/23	97-65	W	37	58	.638	11	20	.550	12	22	.545	4	29	33	35.5	18	26	5	4	7	97	75.0
at Alabama	02/25/23	83-86	L	29	70	.414	5	10	.500	20	29	.690	13	24	37	35.6	25	6	11	6	12	83	75.3
at Tennessee	02/28/23	57-75	L	18	49	.367	8	22	.364	13	22	.591	9	23	32	35.5	21	8	16	4	7	57	74.7
KENTUCKY	03/04/23	79-88	L	25	70	.357	7	22	.318	22	34	.647	17	18	35	35.5	26	14	6	3	9	79	74.8
vs Auburn	03/09/23	76-73	W	28	50	.560	3	11	.273	17	23	.739	13	24	37	35.5	19	15	19	2	8	76	74.8
vs Texas A&M	03/10/23	61-67	L	22	54	.407	5	20	.250	12	19	.632	8	18	26	35.2	20	11	12	11	9	61	74.4
vs Illinois	03/16/23	73-63	W	24	63	.381	3	11	.273	22	29	.759	11	32	43	35.4	19	4	11	4	12	73	74.4
vs Kansas	03/18/23	72-71	W	24	58	.414	3	15	.200	21	26	.808	15	21	36	35.5	25	8	11	3	5	72	74.3
vs UConn	03/23/23	65-88	L	20	63	.317	5	16	.313	20	27	.741	16	15	31	35.3	19	7	10	2	8	65	74.1
Arkansas		2666		961	2063	.466	179	572	.313	565	810	.698	373	899	1272	35.3	694	462	458	182	302	2666	74.1
Opponents		2446		847	1996	.424	189	608	.311	563	788	.714	348	841	1189	33.0	681	382	519	103	241	2446	67.9

Games played: 36

Points/game: 74.1

FG Pct: 46.6

3FG Pct: 31.3

FT Pct: 69.8

Rebounds/game: 35.3

Assists/game: 12.8

Turnovers/game: 12.7

Assist/turnover ratio: 1.0

Steals/game: 8.4

Blocks/game: 5.1

2022-23 OPPONENT GAME-BY-GAME STATISTICS

Opponent	Date	Score	W/L	• TOTAL •			• 3-PTRS •			• REBOUNDS •				PF	A	TO	Blk	Stl	Pts	Avg			
				FG	FGA	Pct	3FG	FGA	Pct	FT	FTA	Pct	Off								Def	Tot	Avg
NORTH DAKOTA ST.	11/07/22	76-58	W	19	56	.339	5	21	.238	15	23	.652	7	28	35	35.0	16	7	14	2	5	58	58.0
FORDHAM	11/11/22	74-48	W	17	45	.378	4	17	.235	10	17	.588	9	20	29	32.0	17	7	30	0	4	48	53.0
SOUTH DAKOTA ST.	11/16/22	71-56	W	18	56	.321	3	16	.188	17	20	.850	6	26	32	32.0	14	9	20	2	8	56	54.0
vs Louisville	11/21/22	80-54	W	16	44	.364	4	12	.333	18	25	.720	7	17	24	30.0	16	4	22	1	4	54	54.0
vs Creighton	11/22/22	87-90	L	31	53	.585	7	14	.500	21	29	.724	5	30	35	31.0	16	17	17	3	5	90	61.2
vs San Diego St.	11/23/22	78-74	Wot	27	62	.435	2	18	.111	18	23	.783	7	27	34	31.5	23	8	15	2	9	74	63.3
TROY	11/28/22	74-61	W	24	56	.429	9	28	.321	4	8	.500	10	16	26	30.7	19	10	18	3	6	61	63.0
SAN JOSE ST.	12/03/22	99-58	W	23	57	.404	6	19	.316	6	11	.545	11	18	29	30.5	19	8	18	3	6	58	62.4
UNC GREENSBORO	12/06/22	65-58	W	21	67	.313	9	28	.321	7	11	.636	8	31	39	31.4	26	13	9	3	8	58	61.9
vs Oklahoma	12/10/22	88-78	W	32	56	.571	7	15	.467	7	9	.778	7	20	27	31.0	17	15	15	1	5	78	63.5
vs Bradley	12/17/22	76-57	W	18	45	.400	4	15	.267	17	21	.810	8	24	32	31.1	22	8	27	2	8	57	62.9
UNC ASHEVILLE	12/21/22	85-51	W	20	50	.400	2	12	.167	9	18	.500	9	19	28	30.8	17	9	20	4	3	51	61.9
at LSU	12/28/22	57-60	L	25	62	.403	4	17	.235	6	12	.500	9	30	39	31.5	13	9	10	3	6	60	61.8
MISSOURI	01/04/23	74-68	W	24	54	.444	6	19	.316	14	21	.667	9	14	23	30.9	23	12	10	2	7	68	62.2
at Auburn	01/07/23	59-72	L	24	55	.436	7	21	.333	17	22	.773	7	25	32	30.9	20	13	8	7	8	72	62.9
ALABAMA	01/11/23	69-84	L	25	54	.463	9	20	.450	25	36	.694	8	29	37	31.3	22	11	13	5	8	84	64.2
at Vanderbilt	01/14/23	84-97	L	29	56	.518	10	18	.556	29	36	.806	15	23	38	31.7	20	10	9	5	5	97	66.1
at Missouri	01/18/23	76-79	L	22	49	.449	5	20	.250	30	40	.750	7	16	23	31.2	23	8	12	2	13	79	66.8
OLE MISS	01/21/23	69-57	W	23	52	.442	5	13	.385	6	13	.462	7	23	30	31.2	17	12	17	6	6	57	66.3
LSU	01/24/23	60-40	W	14	54	.259	1	9	.111	11	16	.688	14	21	35	31.4	15	6	15	3	5	40	65.0
at Baylor	01/28/23	64-67	L	20	59	.339	6	18	.333	21	24	.875	15	20	35	31.5	19	5	8	1	7	67	65.1
TEXAS A&M	01/31/23	81-70	W	26	76	.342	4	12	.333	14	24	.583	24	22	46	32.2	23	12	8	2	10	70	65.3
at South Carolina	02/04/23	65-63	W	24	58	.414	7	19	.368	8	14	.571	13	21	34	32.3	13	12	10	3	6	63	65.2
at Kentucky	02/07/23	88-73	W	29	62	.468	4	13	.308	11	18	.611	14	17	31	32.2	17	11	15	3	6	73	65.5
MISSISSIPPI ST.	02/11/23	64-70	L	27	57	.474	6	10	.600	10	16	.625	11	23	34	32.3	21	15	12	2	5	70	65.7
at Texas A&M	02/15/23	56-62	L	19	54	.352	6	12	.500	18	22	.818	9	27	36	32.4	20	9	9	4	5	62	65.6
FLORIDA	02/18/23	84-65	W	22	59	.373	4	21	.190	17	21	.810	8	17	25	32.1	16	9	12	2	9	65	65.6
GEORGIA	02/21/23	97-65	W	19	52	.365	6	18	.333	21	27	.778	7	22	29	32.0	19	6	13	1	3	65	65.5
at Alabama	02/25/23	83-86	L	29	64	.453	3	22	.136	25	30	.833	14	34	48	32.6	21	13	17	4	6	86	66.2
at Tennessee	02/28/23	57-75	L	27	54	.500	4	16	.250	17	25	.680	10	25	35	32.7	16	18	10	2	11	75	66.5
KENTUCKY	03/04/23	79-88	L	29	54	.537	4	14	.286	26	33	.788	10	31	41	32.9	26	14	15	4	5	88	67.2
vs Auburn	03/09/23	76-73	W	25	51	.490	5	16	.313	18	27	.667	6	13	19	32.5	18	13	10	2	12	73	67.4
vs Texas A&M	03/10/23	61-67	L	24	57	.421	1	10	.100	18	24	.750	17	26	43	32.8	16	8	15	2	5	67	67.4
vs Illinois	03/16/23	73-63	W	20	52	.385	6	22	.273	17	26	.654	3	31	34	32.9	19	10	17	5	10	63	67.3
vs Kansas	03/18/23	72-71	W	24	50	.480	5	13	.385	18	25	.720	7	22	29	32.7	23	9	12	4	5	71	67.4
vs UConn	03/23/23	65-88	L	31	54	.574	9	20	.450	17	21	.810	11	32	43	33.0	19	22	17	3	7	88	67.9
Opponents		2446		847	1996	.424	189	608	.311	563	788	.714	348	841	1189	33.0	681	382	519	103	241	2446	67.9
Arkansas		2666		961	2063	.466	179	572	.313	565	810	.698	373	899	1272	35.3	694	462	458	182	302	2666	74.1

Games played: 36

Points/game: 67.9

FG Pct: 42.4

3FG Pct: 31.1

FT Pct: 71.4

Rebounds/game: 33.0

Assists/game: 10.6

Turnovers/game: 14.4

Assist/turnover ratio: 0.7

Steals/game: 6.7

Blocks/game: 2.9



Official Basketball Box Score - Final
UT Tyler at Arkansas
 10/20/23 Bud Walton Arena, Fayetteville, Ark.
 Exhibition 1 - Arkansas vs UT Tyler

Game Time: 2:30 PM
 Game Duration: 1:53
 Attendance: 7,046

Officials: Mke Nance, Garrick Shannon, Shaun Seales

UT Tyler - 39

Record: 0-0

NO.	Name		Min	FG M-A	3P M-A	FT M-A	Rebounds			Fouls		TP	AS	TO	ST	Blocks		+/-
							OR	DR	TOT	PF	FD					BS	BA	
15	Juan Pablo Camargo	F	20:35	4-9	0-2	0-0	3	1	4	2	3	8	1	0	0	0	0	-28
0	Bryce Roberts	G	24:00	2-5	1-3	0-0	0	3	3	1	0	5	0	1	0	0	0	-38
1	David Ayala	G	10:59	1-2	0-1	0-0	0	2	2	2	0	2	0	1	0	0	0	-20
10	Terrell Wilson	G	10:26	0-5	0-2	0-0	0	1	1	1	1	0	2	2	0	0	1	-17
11	Jonathan Jackson	G	19:07	0-4	0-2	0-0	0	1	1	2	0	0	0	1	0	0	1	-25
6	Alec Zambie		17:43	0-2	0-1	4-5	0	2	2	0	4	4	1	2	0	0	0	-19
13	Donta Dawson Jr.		10:02	0-2	0-0	0-0	0	0	0	2	0	0	0	0	0	0	0	-20
2	Ryan Zambie		15:06	1-3	0-1	4-4	2	3	5	2	2	6	0	2	2	0	1	-13
5	John Barbee		05:49	1-2	0-0	0-0	1	1	2	0	0	2	0	2	0	0	0	-5
12	Khalik Gardner		14:45	2-5	0-0	3-4	1	3	4	2	3	7	0	3	0	2	1	-16
21	Nikolas Gustavson		12:10	0-3	0-3	0-0	0	1	1	0	1	0	0	2	0	0	0	-16
3	Ikechi Chantilou		06:35	1-4	0-0	1-2	1	2	3	0	1	3	0	1	0	0	2	-8
4	David Yuckovic		14:05	1-1	0-0	0-2	0	0	0	1	2	2	1	0	0	0	0	-13
23	Andre Skelin		08:41	0-4	0-3	0-0	0	0	0	0	0	0	0	0	0	0	0	-15
14	Jesse Fuller		03:19	0-0	0-0	0-0	0	0	0	1	0	0	0	0	0	0	0	-4
22	Michel Loftin		03:19	0-2	0-2	0-0	0	1	1	2	0	0	0	0	0	0	0	-4
33	Ryan Swan		03:19	0-0	0-0	0-0	0	0	0	0	0	0	0	1	0	0	0	-4
Team							1	2	3			0		2				
Totals				13-53	1-20	12-17	9	23	32	18	17	39	5	20	2	2	6	-53

Technical Fouls: NONE

Shooting By Period			
1 st	FG%	5-25	20.0%
	3PT%	0-8	0.0%
	FT%	2-2	100%
2 nd	FG%	8-28	28.6%
	3PT%	1-12	8.3%
	FT%	10-15	66.7%
GM	FG%	13-53	24.5%
	3PT%	1-20	5.0%
	FT%	12-17	70.6%

Dead Ball Rebounds: 3, 0

Arkansas - 92

Record: 0-0

NO.	Name		Min	FG M-A	3P M-A	FT M-A	Rebounds			Fouls		TP	AS	TO	ST	Blocks		+/-
							OR	DR	TOT	PF	FD					BS	BA	
8	Chandler Lawson	F	13:25	1-4	1-1	0-0	0	5	5	1	0	3	1	0	2	2	0	25
10	Baye Fall	F	11:29	0-1	0-0	0-0	2	4	6	2	1	0	0	3	1	1	0	11
3	El Ellis	G	16:19	4-6	1-3	0-0	0	3	3	1	0	9	4	0	4	0	0	29
5	Joseph Pinion	G	15:58	3-7	3-7	0-0	0	1	1	3	2	9	0	1	0	1	0	19
12	Tramon Mark	G	17:20	3-7	1-4	3-3	1	3	4	0	2	10	1	0	0	1	0	31
4	Davonte Davis		20:16	4-6	0-2	1-2	1	6	7	0	2	9	3	1	2	0	0	28
15	Makhi Mitchell		12:45	3-3	0-0	3-3	3	1	4	1	2	9	1	0	0	0	0	21
2	Trevon Brazile		19:29	2-7	0-4	0-0	2	1	3	1	1	4	0	2	0	1	1	19
6	Layden Blocker		20:38	1-6	0-1	3-5	2	2	4	3	2	5	1	0	1	0	1	20
24	Jeremiah Davenport		15:38	4-8	3-7	2-2	0	1	1	2	2	13	0	0	0	0	0	20
7	Denijay Harris		14:27	2-4	0-0	2-2	2	1	3	1	1	6	0	0	1	0	0	20
0	Khalif Battle		15:32	4-7	2-3	4-4	0	1	1	2	2	14	0	0	1	0	0	17
21	Cade Arbogast		03:25	0-2	0-2	0-0	0	0	0	0	0	0	0	0	0	0	0	1
45	Lawson Blake		03:19	0-0	0-0	1-2	0	1	1	0	1	1	0	0	0	0	0	4
Team							1	2	3			0		0				
Totals				31-68	11-34	19-23	14	32	46	17	18	92	11	7	12	6	2	53

Technical Fouls: NONE

Shooting By Period			
1 st	FG%	16-35	45.7%
	3PT%	5-18	27.8%
	FT%	8-10	80%
2 nd	FG%	15-33	45.5%
	3PT%	6-16	37.5%
	FT%	11-13	84.6%
GM	FG%	31-68	45.6%
	3PT%	11-34	32.4%
	FT%	19-23	82.6%

Dead Ball Rebounds: 4, 1

	UTT	ARK
Biggest lead	0 (1 st 20:00)	56 (2 nd 1:02)
Best Scoring Run	5 (2 nd 5:54)	14 (1 st 11:48)
Lead Changes	0	
Times Tied	1	
Time with Lead	00:00	38:24

Points from	UTT	ARK
Turnovers	5	22
Paint	20	34
Second Chance	11	16
Fast Breaks	6	16
Bench	24	61

Period by Period Scoring			
	1st	2nd	TOT
UTT	12	27	39
ARK	45	47	92