



RAZORBACKS®

2023-24 Women's Basketball Game Notes

Kylie Magar | Assistant Director, Communications
E: kmagar@uark.edu | ArkansasRazorbacks.com

2023-24 SCHEDULE

Date	Opponent	Time	TV/RESULT
Nov. 7	ULM	7 PM	SECN+
Nov. 10	Murray State	10:30 AM	SECN+
Nov. 14	Little Rock	7 PM	SECN+
Nov. 17	at Arkansas State	7 PM	ESPN+
Nov. 20	Central Arkansas	7 PM	SECN+
Nov. 24	Wisconsin\$	1 PM	TBA
Nov. 25	Marquette/Boston College	4/6:30 PM	TBA
Nov. 30	at Florida State~	6 PM	ESPN2
Dec. 3	UCLA	2 PM	SECN+
Dec. 7	Louisiana Tech	7 PM	SECN+
Dec. 10	UAPB	1 PM	SECN
Dec. 16	Samford!	12:30 PM	SECN+
Dec. 20	Illinois#	10 AM	FloHoops
Dec. 21	UIC#	10 AM	FloHoops
Dec. 31	Incarinate Word	1 PM	SECN+
Jan. 4	at Kentucky*	6 PM	SECN+
Jan. 7	Georgia*	1 PM	SECN
Jan. 11	Mississippi State*	8 PM	SECN
Jan. 14	at Alabama*	2 PM	SECN
Jan. 21	at LSU*	4 PM	ESPN
Jan. 25	Kentucky*	7 PM	SECN+
Jan. 28	at Missouri*	2 PM	SECN+
Feb. 1	Alabama*	8 PM	SECN
Feb. 4	Auburn*	5 PM	SECN
Feb. 8	at Florida*	5 PM	SECN+
Feb. 12	at Tennessee*	6 PM	SECN
Feb. 18	Missouri*	3 PM	SECN
Feb. 22	at Texas A&M*	7 PM	SECN+
Feb. 25	Vanderbilt*	2 PM	SECN+
Feb. 29	South Carolina*	8 PM	SECN
March 3	at Ole Miss*	3 PM	SECN

March 6-9 SEC Tournament (Greenville, S.C.)

*-SEC Contest

\$ - Elevance Health Women's Fort Myers Tip-Off (Fort Myers, Fla.)

~ - SEC/ACC Challenge (Tallahassee, Fla.)

! - Played in Simmons Bank Arena (North Little Rock, Ark.)

- West Palm Beach Classic (West Palm Beach, Fla.)

All Times CT

1 ARKANSAS VS. ULM | BUD WALTON ARENA | TUESDAY, NOV. 7 AT 7 PM | SECN+

Arkansas
Razorbacks



ULM
Warhawks

2022-23 Record..... 24-13
2022-23 Conference Record 7-9 (SEC)
AP Poll N/A
USA Today Coaches Poll..... N/A
Head Coach Mike Neighbors
HC Record at UofA (Yrs)..... 120-77 (sixth season)
HC Career Record (Yrs)..... 218-118 (10th season)
Neighbors' Record vs. ULM..... 2-0

2022-23 Record..... 7-23
2023-23 Conference Record 3-15 (Sun Belt)
AP Poll N/A
USA Today Coaches Poll..... N/A
Head Coach Missy Bilderback
HC Record at ULM (Yrs)..... 0-0 (first season)
HC Career Record (Yrs)..... 0-0 (first season)
Record vs. UofA..... 0-0

Top 5 Returning Scorers



#2 SAMARA SPENCER

Jr. | G | 5-7 | Fort Lauderdale, Fla.

PPG	RPG	APG	MPG
14.4	3.8	4.2	33.9



#43 MAKAYLA DANIELS

Gr. | G | 5-8 | Frederick, Md.

PPG	RPG	APG	MPG
13.2	4.1	2.9	32.4



#13 SASHA GOFORTH

R-Jr. | G | 6-1 | Fayetteville, Ark.

PPG	RPG	APG	MPG
11.5	4.8	1.4	29.3

Stats from 2021-22
Redshirted last season



#4 SAYLOR POFFENBARGER

R-So. | F | 6-2 | Middletown, Md.

PPG	RPG	APG	MPG
8.5	6.9	2.4	32.2



#30 MARYAM DAUDA

R-So. | F | 6-2 | Bentonville, Ark.

PPG	RPG	APG	MPG
3.5	2.7	0.7	11.0

SNAPSHOT:

- Averaged 15.8 PPG in WNIT games and nearly outscored SFA in Second Round with 27 points
- Finished 22-23 with 154 assists, seventh most in a single season, and No. 20 in career assists (254)
- No. 5 in assists and No. 15 in scoring in SEC
- Tabbed the 2022 SEC Freshman of the Year

SNAPSHOT:

- Finished WNIT run with back-to-back 21-point games, including 8-of-13 shooting day at Kansas
- No. 10 (1,463) on all-time scoring list at Arkansas
- No. 8 in FT% (.768), No. 6 in 3-point% (.338), 7 in 3-pointers/gm (2.1) & No. 18 in scoring (13.2) in SEC
- Deserves every accolade

SNAPSHOT:

- Only Hog to start all 32 games as a sophomore
- Finished third in school history in single-season blocks with 66, which was fourth in the SEC
- Was a Pac-12 All-Freshman Team selection during her freshman year at Oregon State

SNAPSHOT:

- SEC All-Freshman Team & five-time FOW
- Broke single-season defensive rebound record with 225 last season
- Started in all 37 games with 13 in double-digit scoring and nine 10+ rebound contests
- No. 3 in def. RPG & No. 11 in rebounding in the SEC

SNAPSHOT:

- Appeared in 35 games, finishing second in offensive boards (45) & fourth in blocks (22) on team
- Logged four double-digit scoring games and seven 5+ rebounding contests last season
- Last season was her first off an ACL injury

FOLLOW, WATCH & LISTEN




@RAZORBACKWBB

TV: SECN+

On the Call: Brett Dolan and Matt Zimmerman

Razorback Sports Network from Learfield (Radio)

Phil Elson - <http://143.223.155.160/audio>
Fayetteville - KQSM-FM-92.1 /// KYNG-AM - 1590*
Fort Smith - KFPW-AM-1230 /// KHGG-AM-1580



2023-24 NOTES

NEIGHBORHOOD WATCH

- Arkansas is entering the seventh season in the **Mike Neighbors** era, which has brought the program five straight postseason appearances and three 20-win campaigns
- The Hogs were picked to finish sixth and seventh in the SEC Preseason Media and Coaches Poll, respectively
- Fifth year **Makayla Daniels** was selected on the All-SEC Preseason Second Team, as chosen by the league's coaches. She enters her grad year having started in all 122 games she has appeared in and is coming into her final season as the No. 10 scorer on the all-time scoring list with 1,463 points
- Arkansas came just short of qualifying for the NCAA Tournament, but the team made the most out of their opportunity to play in the postseason, finishing in the Great 8 of the Postseason WNIT, which marked the fourth time in program history the Razorbacks advanced to the fourth round of that tournament
- The Hogs finished the season at 24-13, with the 24 wins tying for the most since 2019-20, which ties a record number of wins in the **Neighbors** era
- Arkansas is one of two schools in the SEC to have finished in the top 50 in NET/RPI rankings in the past four years (South Carolina the other) and one of three in the SEC to qualify for the past five consecutive postseason tournaments (SC and Tennessee the others, including 2020 when the tournament was cancelled due to COVID-19)
- Coach **Neighbors** returns three starters from the 2022-23 team, seven total returners, while bringing in the No. 17 ranked recruiting class, according to ESPN
- **Samara Spencer** is the leading returning scorer, having averaged 14.4 points per game and pacing the team with 154 assists
- **Daniels** is obviously another big piece returning to the 2023-24 puzzle, coming off her true senior year averaging 13.2 points and leading the team with 56 steals
- **Saylor Poffenbarger** impressed many with her overall production on the court, starting in all 37 games, while leading the way with 6.9 rebounds per game and 40 blocks. She is coming off breaking the single-season defensive rebound record with 225 last season and was named to the All-SEC Freshman Team and a five-time SEC Freshman of the Week
- **Taliah Scott** comes to Fayetteville as a five-star prospect, No. 11 in the country, logging 36.2 points, 9.2 rebounds, 4.8 assists and 3.0 steals per game during her senior year of high school. Fellow freshman **Jenna Lawrence** was a four-star recruit, No. 61 recruit in the country, out of Farmington High School down the road, who won the 2023 4A Girls State Championship. **Maryn Archer** was a January enrollee and three-star player out of Kansas, while JUCO transfer **Carly Keats** and Spanish National Team member **Cristina Sanchez Cequeira** make up one of the most talented recruiting classes Arkansas has seen

STORYLINES

- The season opener on Nov. 7 vs. ULM marks the earliest the Hogs have ever opened at home
- Five different Hogs have the opportunity to make their DI collegiate debuts on the floor
- This game is **Makayla Daniels'** last first game of a season
- Arkansas is looking to begin the season 1-0 for the 12th straight year
- The Hogs have won season-opening games in 28 of the last 30 years
- **Mike Neighbors** will look to improve his season-opening record as a head coach to 9-2 with a win
- ULM head coach **Missy Bilderback** was most recently the head coach at Jones College, having coached current Hog **Carly Keats** and former Razorback great **Alexis Tolefree**

SCOUTING ULM

ABOUT THE WARHAWKS

- ULM was chosen to finish 11th out of 14 teams in the Sun Belt Preseason Coaches Poll
- The Warhawks are a completely new team under first-year head coach **Missy Bilderback**, who has brought in eight new players, including transfers within the SEC and ACC
- ULM is coming off a 2022-23 season, in which the Warhawks finished with 7-23 record, 3-15 in the Sun Belt
- Clemson transfer **Daisha "Nunu" Bradford** was a Preseason All-Sun Belt Third Team selection. The graduate guard played two seasons for the Tigers with 53 starts and is coming off last year having averaged 10.1 points per game along with tallying 109 assists and 83 steals
- Returner **Emma Merriweather** is primed for another big season, coming off last year averaging a double-double of 10.3 points and 10.7 rebounds per game along with 93 blocks
- ULM's last game of 2022-23 season came at the SBC Championship, falling to Arkansas State, 76-65

BENCHMARK PERFORMANCES

10+ POINTS	19-20	20-21	21-22	22-23	23-24	TOT
Makayla Daniels	12	19	19	27	-	77
Samara Spencer	-	-	20	27	-	47
Sasha Goforth	-	12	21	-	-	33
Saylor Poffenbarger	-	-	-	13	-	13
Maryam Dauda	-	-	-	4	-	4
Emrie Ellis	-	-	1	0	-	1

20+ POINTS	19-20	20-21	21-22	22-23	23-24	TOT
Makayla Daniels	2	1	5	5	-	13
Samara Spencer	-	-	3	8	-	11
Sasha Goforth	-	2	1	-	-	3
Saylor Poffenbarger	-	-	-	2	-	2

30+ POINTS	19-20	20-21	21-22	22-23	23-24	TOT
Makayla Daniels	0	0	2	1	-	3
Samara Spencer	-	-	0	1	-	1

5+ 3-POINTERS	19-20	20-21	21-22	22-23	23-24	TOT
Samara Spencer	-	-	1	2	-	3
Makayla Daniels	1	0	1	0	-	2
Sasha Goforth	-	1	0	-	-	1

50+ FG% (8 FGA)	19-20	20-21	21-22	22-23	23-24	TOT
Makayla Daniels	4	3	9	4	-	20
Samara Spencer	-	-	8	8	-	16
Sasha Goforth	-	5	7	-	-	12
Saylor Poffenbarger	-	-	-	5	-	5

10+ REBOUNDS	19-20	20-21	21-22	22-23	23-24	TOT
Saylor Poffenbarger	-	-	-	9	-	9
Sasha Goforth	-	1	3	-	-	4
Makayla Daniels	0	0	1	0	-	1

5+ ASSISTS	19-20	20-21	21-22	22-23	23-24	TOT
Samara Spencer	-	-	5	13	-	18
Makayla Daniels	3	2	6	4	-	15
Saylor Poffenbarger	-	-	-	6	-	6
Sasha Goforth	-	1	0	-	-	1

3+ BLOCKS	19-20	20-21	21-22	22-23	23-24	TOT
Sasha Goforth	-	1	11	-	-	12
Saylor Poffenbarger	-	-	-	3	-	3
Emrie Ellis	-	-	2	0	-	2
Maryam Dauda	-	-	-	1	-	1

3+ STEALS	19-20	20-21	21-22	22-23	23-24	TOT
Makayla Daniels	5	4	1	10	-	20
Samara Spencer	-	-	2	5	-	7
Sasha Goforth	-	1	2	-	-	3

DOUBLE-DOUBLES	19-20	20-21	21-22	22-23	23-24	TOT
Saylor Poffenbarger	-	-	-	4	-	4
Sasha Goforth	-	1	3	-	-	4
Samara Spencer	-	-	0	2	-	2
Makayla Daniels	0	0	1	0	-	1

Stat Comparison (22-23)

UA	ULM
72.2	Scoring 64.9
65.6	Opp. Scoring 72.0
.399	FG % 389
.378	Def. FG% 409
.303	3-pt. % 269
8.2	3-pt./gm 2.6
.675	FT% 658
38.1	Reb./gm 41.5
13.2	Assists/gm 13.1
13.4	TO/gm 17.3
+2.6	TO Margin -2.2
6.6	Steals/gm 7.2
4.4	Blocks/gm 5.2

2022-23 SOUTHEASTERN CONFERENCE STANDINGS

CONFERENCE STANDINGS															
	CONFERENCE				OVERALL					AP				COACHES	
	W-L	Pct.	H	A	W-L	Pct.	H	A	N	Streak	vs T10	vs T25	vs T10	vs T25	
South Carolina^	16-0	1.000	8-0	8-0	36-1	.973	17-0	13-0	6-1	L1	4-1	7-1	4-1	9-1	
LSU*	15-1	.938	8-0	7-1	34-2	.944	17-0	8-1	8-1	W6	3-1	5-1	3-1	5-1	
Tennessee	13-3	.810	7-1	6-2	25-12	.676	16-4	6-4	3-4	L1	1-7	1-9	1-7	1-9	
Ole Miss	11-5	.688	6-2	5-3	25-9	.735	14-2	8-4	3-3	L1	1-3	2-4	1-3	3-4	
Mississippi State	9-7	.563	6-2	3-5	22-11	.667	14-2	3-7	5-2	L1	0-3	0-3	0-2	0-4	
Alabama	9-7	.563	4-4	5-3	20-11	.645	11-4	8-4	1-3	L5	0-2	0-3	0-2	1-3	
Georgia	9-7	.563	6-2	3-5	22-12	.647	13-3	4-6	5-3	L1	0-6	0-6	0-5	0-6	
Arkansas	7-9	.438	4-4	3-5	24-13	.649	14-4	6-6	4-3	L1	0-4	2-5	0-4	1-3	
Missouri	6-10	.375	3-5	3-5	18-14	.563	11-6	5-6	2-2	L1	0-2	0-3	0-3	0-3	
Auburn	5-11	.312	4-4	1-7	16-15	.516	14-5	1-8	1-2	L1	0-4	0-4	0-4	0-4	
Florida	5-11	.312	3-5	2-6	19-15	.559	11-5	6-8	2-2	L1	0-0	0-1	0-0	0-1	
Vanderbilt	3-13	.188	3-5	0-8	12-19	.387	9-7	3-9	0-3	L3	0-2	0-3	0-2	0-4	
Texas A&M	2-14	.125	2-6	0-8	9-20	.310	7-8	0-11	2-1	L1	0-3	0-3	0-3	0-3	
Kentucky	2-14	.125	1-7	1-7	12-19	.387	7-10	2-7	3-2	L1	0-3	0-5	0-3	0-6	
^SEC Champion / SEC Tournament Champion: *NCAA Champion															

[^]SEC Champion / SEC Tournament Champion; *NCAA Champion

2023-24 SEC Preseason Media Poll

1. LSU
2. South Carolina
3. Tennessee
4. Ole Miss
5. Mississippi State
6. **Arkansas**
7. Georgia
8. Texas A&M
9. Alabama
10. Florida
11. Missouri
12. Auburn
13. Kentucky
14. Vanderbilt

2023-24 SEC Preseason Coaches' Poll

1. LSU
2. South Carolina
3. Tennessee
4. Ole Miss
5. Mississippi State
6. Texas A&M
7. **Arkansas**
8. Alabama
9. Georgia
10. Florida
11. Missouri
12. Auburn
13. Vanderbilt
14. Kentucky

ABOUT THE HEAD COACH

- First-year head coach **Missy Bilderback** has brought in eight new players
- **Bilderback** assembled a 198-33 record in eight years as the head coach at Jones College, which included seven consecutive appearances in the NJCAA DI Tournament, highlighted by three Sweet 16s, two Elite Eights and one Final Four appearance
- The Mississippi native coached 16 seasons at Presbyterian Christian School in Hattiesburg, Mississippi, which included 14 consecutive 20-win campaigns
- **Bilderback** was a point guard at Pearl River Community College

SERIES HISTORY OF ULM VS. ARKANSAS

- Arkansas is 11-0 in the all-time series vs. the Warhawks
- The last game of the series took place in December 2020, as Arkansas won convincingly, 103-50
- This series' first game took place in 1980, resulting in a 77-68 win for Arkansas in Fayetteville
- Arkansas is 8-0 in Fayetteville and 3-0 in Monroe in the series

LAST TIME OUT

- Arkansas finished the 2022-23 season at 24-13 and wrapped up in the Postseason WNIT Great 8 with a 78-64 loss at Kansas
- The Hogs got off to a slow start in that game, which allowed the Jayhawks to lead 38-19 at the half. Although Arkansas outscored Kansas 31-22 in the third quarter, the Hogs couldn't put it all together for the comeback in Allen Fieldhouse
- Four different players scored double digits, led by **Makayla Daniels**, who logged 21 points. **Samara Spencer** finished with 13 points and **Saylor Poffenbarger** had six rebounds

AN ARKANSAS WIN MEANS...

- Opening the season 1-0 for the 12th consecutive year, winning all season-opening games since 2012 and 28 of the last 30
- The Hogs 12th win over ULM and staying undefeated vs. the Warhawks in the all-time series
- **Mike Neighbors** improving his season-opening record as a head coach to 9-2
- **Neighbors** elevating his season-opening winning streak to nine
- The 651st win in Fayetteville for the women's basketball program

RETURN OF THE MAK

- Granted a fifth-year of eligibility due to COVID-19, **Makayla Daniels** is making the most of it and finishing what she started at Arkansas
- Scrappy player, creates for herself and teammates and an incredibly underrated defender who can hold a team's leading guard well below their scoring average
- Entering her fifth year at No. 10 on the all-time scoring list at Arkansas with 1,463 points, which is the second most among Hog point guards
- Has the opportunity to move up further among several career statistical categories in the record book at Arkansas, including third in games started (122), seventh in 3-pointers made (179), 3-pointers attempted (519) and free throws made (366), ninth in free throw percentage (.784) and free throws attempted (467), 10th in 3-point percentage (.345) and 13th in assists (313)
- **Daniels** has started in every game she has appeared in since her freshman year with 122 total starts. Out of players across the country who have started in every game they have appeared in throughout their collegiate career, she has the second most starts among NCAA DI players
- Named All-SEC Preseason Second Team twice in a row, including at the beginning of this 2023-24 season
- Averaged 11.3 points per game off 13-of-24 shooting and led the way with seven steals through three games during the Europe trip
- Paced the team with 56 steals last season and was third in scoring with 13.2 points per game
- Logged 27 double-digit scoring games with 12 4+ assists contests in 2022-23

■ Finished the season with a bang by averaging 14.5 points, 5.8 rebounds and 2.3 assists per game throughout the Postseason WNIT

■ Owns most assists, second most steals (192) and third most points among active players in the SEC

■ Last season's statistical rankings in the SEC: sixth in 3-point percentage (.338), seventh 3-pointers per game (2.1) and minutes per game (32.40), eighth in free throw percentage (.768), 15th in steals (1.70) and 18th in scoring

■ Won Paradise Jam Reef Tournament MVP, averaging 17.3 points, 5.7 rebounds, 2.7 assists and 2.0 steals per game

■ Was No. 1 on Sportscenter for her buzzer beater against Vanderbilt in game where she finished with 16 points

KEEPING IT 100

→ **Makayla Daniels** is one of 11 players in collegiate women's basketball to start in all games they have appeared in with a minimum 100 contests

→ No. 2 for most starts among active players

■ 124 - Jordan King (Marquette)

■ **122 - Makayla Daniels (Arkansas)**

■ 122 - Elizabeth Kitley (Virginia Tech)

■ 121 - Courtney Whitson (Middle Tennessee)

■ 120 - Lauren Park-Lane (Seton Hall)

■ 117 - Darian White (Nebraska)

■ 111 - Anna De Wolfe (Notre Dame)

■ 110 - Amber Brown (St. Johns)

■ 109 - Ivy Turner (EKU)

■ 106 - Kenna Squier (NJIT)

■ 100 - Caitlyn Clark (Iowa)

SUNSHINE STATE STUD

■ South Florida product **Samara Spencer** made an impact on the Hogs the moment she stepped foot on campus, being named the 2022 SEC Freshman of the Year and averaged 14.4 points per game and tallying 154 total assists as a sophomore

■ One of the fastest on the court (easily beating her defenders to the rack), gets to the free throw line frequently and catches fire from beyond the arc

■ In Europe, averaged 6.3 points per game and tallied six steals and a team-leading 13 assists through three games

■ Finished her sophomore campaign with 27 double-digit scoring games, eight 20-point performances, two double-doubles in points and assists and had 13 games with 5+ assists

■ Logged a career-high 32 points vs. Oral Roberts, shooting 10-of-17 from the field with a career-high six 3-pointers

■ Among active SEC players, ninth in career scoring (910, needing 90 points for 1,000)

■ 2022-23 SEC statistical category rankings: fourth in minutes (33.95), fifth in assists (4.2), 10th in assist/turnover ratio (1.38), 12th in 3-pointers made (1.8) and 15th in scoring

■ NCAA statistical category rankings: 40th in total assists (154) and 47th in free throw attempts

WHAT'S HE SAYIN'?

Trying to figure out what Coach Neighbors is saying on the bench? Don't worry – he has a language all his own.

Coach Neighbors plays Positionless Basketball. Instead of having guards, forwards and centers, he has Rabbits, Rackers, Locks and Dragons.



Rabbits run the floor and look to score quickly with a layup.



Rackers bring the ball up the floor, and are trying to get to the rack.



Locks, generally good three-point shooters, are trying to win the race to the corners.



The Dragon is the last player down the court, dragging behind the others.

SHE'S POFFEN OFF!

■ A playmaker on the offensive and defensive side of the ball, **Saylor Poffenbarger** is coming off being named to the All-SEC Freshman Team and having racked up five SEC Freshman of the Week honors, a school record

■ A big guard who can be placed at all five positions on offense and defense if needed. One of the best defenders in the league, having a track record for holding the opposing team's top scorer to well below their normal level of production

■ Throughout the Europe trip games, averaged a team's most 20.9 minutes per game with 9.3 points per game and 7.0 rebounds per game along with 10 assists

■ **Poffenbarger** broke the single-season defensive rebound record as a freshman with 225 and finished second in single-season rebounds with 255

■ Led the team in rebounds/game (6.9) and blocks (40) last season, finishing with 13 double-digit scoring games, nine 10+ rebounding contests, five 5+ assist games and four double-doubles (most on team)

■ Was fifth on the team in scoring with 8.5 PPG

■ Registered a career-high 24 points at Missouri and would later put up 22 against South Carolina

■ SEC statistical rankings: third in defensive rebounds/gm (6.1), eighth in minutes/gm (32.2), 11th in rebounds/gm (6.9) and 13th in blocks/gm (1.1)

■ Spent the second half of the 2020-21 season at UConn as an early enrollee, coming in as the No. 30th player in the 2021 class

OUR RECORD WHEN (2023-24) ...

Overall	24-13
Home / Away / Neutral	14-4/6-6/4-3
SEC	7-9
Home / Away	4-4/3-5
White Uniforms	17-5
Cardinal Uniforms	6-6
Anthracite Uniforms	1-2

LEADS/QUARTERS/HALFTIME/OT

Leading after the 1st quarter	18-3
Leading after the 2nd quarter/Half	21-2
Leading after the 3rd quarter	22-3
Leading at the half, home	11-1
Leading at the half, road/neutral	10-1
Tied at the half, home	1-0
Tied at the half, road/neutral	1-0
Games decided by 5 points or fewer	3-4
Games decided by 10 points or fewer	6-5
Leading with 5:00 left	24-3
Leading with 2:00 left	24-2
Overtime games	0-2

OFFENSE

Scoring less than 70 points	6-9
Scoring 70-79 points	9-4
Scoring 80-89 points	6-0
Scoring 90-99 points	2-0
Scoring 100+ points	1-0
2 Players Or Less in Double Figures	1-4
3 Players in Double Figures	13-6
4 Players in Double Figures	6-2
5 Players in Double Figures	3-1
5+ Players in Double Figures	1-0
When shooting 50 percent or higher	1-0
When shooting less than 50 percent	23-13

REBOUNDING/TURNOVERS

When outrebounding opponent	18-1
When outrebounded	5-12
When rebounds are even	1-0
When grabbing 10+ offensive reb	16-5
When forcing 15+ turnovers	13-8
When committing less than 15 turnovers	17-10
When committing 15+ turnovers	7-3

Top Scorers (Includes Ties)

Barnum ... @UAPB, UCA, TU, UO, USF, @UK, @LSU, Bama, Ole Miss, @AUB, Tenn	
Carr	@LR, K-ST, LU, UF, MIZ, @UGA, MIZ, LA Tech
Daniels	CLEM, UF, @Vandy, TTU, @KU
Spencer ..	@UABP, Kent, NAU, Troy, ORU, A-St., CU, LSU, UF, Vandy, @SC, @MSU, TAMU, SFA
Poffenbarger	@UK, UF, @MIZ, SC

Top Rebounders (Includes Ties)

Barnum	@UAPB, UCA, @LR, NAU, CLEM, Troy, @UK, UF, @MIZ, Vandy, @LSU, Bama, Ole Miss, @Vandy, MIZ, @UGA, TTU, @KU
Carr	NAU, TAMU
Daniels	LSU, Ole Miss, Tenn
Langerman	SC, SFA
Poffenbarger ...	TU, @LR, CLEM, ORU, LU, A-St., CU, UO, USF, UF, @AUB, @UGA, @MSU, MIZ, LA Tech
Spencer	Kent, K-ST
Team	@SC
Wolfenbarger	LSU, Tenn

Months

November	8-0
December	5-3
January	4-4
February	3-4
March	4-2

I'M TELLING A FRIEND TO TELL A FRIEND

- Hog fans and SEC women's basketball fans in general were elated with joy on a Saturday in April when **Sasha Goforth** announced she was returning back to basketball
- **Goforth** took the 2022-23 season off and didn't touch a ball for sixth months. Dealing with a condition called gastroparesis, which is delay emptying of the stomach, stress and anxiety worsens the condition and she took last year working on herself and mental health with no real plans to return to the court but it wasn't out of the question
- She was on the bench at mostly all home games and came to several practices, but her absence on the court was felt last year
- Made her return to the Hogs in an Arkansas uniform in Europe, averaging 9.7 points and 5.7 rebounds per game along with a team's best five blocks through three games
- After transferring to Arkansas and returning to her hometown of Fayetteville after one year at Oregon State, **Goforth** was the only Hog to start in all 32 games in 2021-22, while averaging 11.5 points, 4.8 rebounds and 2.1 blocks per game
- Her 66 blocks were the third most in a single season in program history and the fourth most in the SEC (most among guards)
- At Oregon State, she was a Pac-12 All-Freshman Team selection, averaging 11.6 points and 3.6 rebounds per game for the Beavers
- Highly recruited player out of Fayetteville HS, as a McDonald's All-Americans signed and No. 21 player in the 2020 recruiting class

NEVER A DAUDA

- Last season was **Maryam Dauda's** first year back from previously tearing her ACL in high school and you could see flashes of the type of player she'd be for the Hogs in the future
- Appeared in 35 games off the bench, finishing second in offensive rebounds and fourth in blocks (22) on the team
- In Europe, averaged 10.0 points per game and 7.0 rebounds per game across those three contests
- Logged four double-digit scoring games and seven 5+ rebound contests
- Matched a career-high 11 points with four rebounds, two assists and two blocks in 13 minutes at No. 3/4 LSU
- A top player out of high school as the No. 13 player in the country and a McDonald's All-American

LET'S GO 5S

- **Emrie Ellis** is always ready to take the court when her name is called, benefitting from playing a lot as a freshman

- Logged 7.0 points per game and 4.3 rebounds per game in three games in Europe
- Last year as a sophomore, she played in 28 games, tacking in more valuable minutes in the latter part of the season
- **Ellis** earned a season-high seven points with three rebounds and two blocks vs. Texas A&M and played in all four Postseason WNIT games in 2022-23
- As a freshman, she rejected five shots against UAPB, which was the most blocks in a single game by a Hog freshman since 2014
- Also put up a career-high 11 points vs. Auburn in 2021
- No. 48 overall recruit in ASGR's 2021 recruiting rankings and named Ada News All-Area Co-Player of the Year in 2021

T MONEY

- **Taliah Scott** obviously brings a lot of hype after an incredible high school/prep career
- Very shifty guard with great shooting ability and can defend well
- Five-star prospect and No. 11 ranked player, according to HoopGurlz Recruiting Rankings, along with being named a McDonald's All-American and Gatorade Florida Girls Basketball Player of the Year
- During her senior season, led the country most of the year in scoring with 36.2 points per game, along with 9.2 rebounds, 4.8 assists and 3.0 steals per game
- In Europe, averaged 10.0 points and 3.7 rebounds per game with six total steals through those three games

REPPIN' HER HOME STATE

- **Jenna Lawrence** was a four-star prospect and No. 61 overall player in the 2023 HoopGurlz Recruiting Rankings
- Led Farmington High School right down the road to a 4A girls state championship, being named the MVP after

BY THE NUMBERS

1,463

Makayla Daniels is entering her fifth year at No. 10 on the all-time scoring list. She is 94 away from surpassing C'eira Ricketts in the No. 9 slot

225

Saylor Poffenbarger is coming off last season breaking the individual season rebound record with 225. She is the only Hog to have 200+ defensive rebounds in a season (since that category has been tracked)

Mike Neighbors and company have brought in the No. 17th ranked recruiting class in the country by ESPN. Five-star, No. 11 overall recruit Taliah Scott, four-star, No. 61 player, Jenna Lawrence, 3-star Maryn Archer, as well as JUCO transfer Carly Keats and Spainaird Cristina Sanchez join the team

6

Arkansas was projected to finish sixth in the SEC by the media. This marks the fifth straight year the Hogs were projected to finish in the top half of the league by the media (all in the Mike Neighbors' era), ninth overall

2

Only two schools have finished in the top 50 in the RPI/NET for the past four seasons: Arkansas and South Carolina

GAME-BY-GAME STARTERS IN 2022-23 (ALPHABETICAL)

OPPONENT	1	2	3	4	5
UAPB	Barnum	Carr	Daniels	Poffenbarger	Spencer
Central Arkansas	Barnum	Carr	Daniels	Poffenbarger	Spencer
Tulsa	Barnum	Carr	Daniels	Poffenbarger	Spencer
Kent State	Barnum	Carr	Daniels	Poffenbarger	Spencer
Little Rock	Barnum	Carr	Daniels	Poffenbarger	Spencer
Northern Arizona	Barnum	Carr	Daniels	Poffenbarger	Spencer
Clemson	Barnum	Carr	Daniels	Poffenbarger	Spencer
Kansas State	Barnum	Carr	Daniels	Poffenbarger	Spencer
Troy	Barnum	Carr	Daniels	Poffenbarger	Spencer
Oral Roberts	Barnum	Carr	Poffenbarger	Spencer	Wolfenbarger
Lamar	Barnum	Carr	Poffenbarger	Spencer	Wolfenbarger
Arkansas State	Barnum	Carr	Daniels	Poffenbarger	Spencer
Creighton	Barnum	Carr	Daniels	Poffenbarger	Spencer
Oregon	Barnum	Carr	Daniels	Poffenbarger	Spencer
USF	Barnum	Carr	Daniels	Poffenbarger	Spencer
LSU	Barnum	Carr	Daniels	Poffenbarger	Spencer
Kentucky	Barnum	Carr	Daniels	Poffenbarger	Spencer
Florida	Barnum	Carr	Daniels	Poffenbarger	Spencer
Missouri	Barnum	Carr	Daniels	Poffenbarger	Spencer
Vanderbilt	Barnum	Carr	Daniels	Poffenbarger	Spencer
LSU	Barnum	Carr	Daniels	Poffenbarger	Spencer
South Carolina	Barnum	Carr	Daniels	Poffenbarger	Spencer
Alabama	Barnum	Carr	Daniels	Poffenbarger	Spencer
Ole Miss	Barnum	Carr	Daniels	Poffenbarger	Spencer
Auburn	Barnum	Carr	Daniels	Poffenbarger	Spencer
Vanderbilt	Barnum	Carr	Daniels	Poffenbarger	Spencer
Missouri	Barnum	Carr	Daniels	Poffenbarger	Spencer
Tennessee	Barnum	Carr	Daniels	Poffenbarger	Spencer
Georgia	Barnum	Carr	Daniels	Poffenbarger	Spencer
Mississippi State	Barnum	Carr	Daniels	Poffenbarger	Spencer
Texas A&M	Barnum	Carr	Daniels	Poffenbarger	Spencer
Missouri	Barnum	Carr	Daniels	Poffenbarger	Spencer
South Carolina	Barnum	Carr	Daniels	Poffenbarger	Spencer
LA Tech	Barnum	Carr	Daniels	Poffenbarger	Spencer
SFA	Barnum	Carr	Daniels	Poffenbarger	Spencer
Texas Tech	Barnum	Carr	Daniels	Poffenbarger	Spencer
Kansas	Barnum	Carr	Daniels	Poffenbarger	Spencer

averaging 18.7 points and 7.1 rebounds per game as a senior

- Led the team in Europe in scoring and on the boards with 11.7 points per game and 7.3 rebounds per game, while also tallying six steals. Went 7-of-14 from beyond the arc

SKEAT SKEAT

- Juco product **Carly Keats** will make an immediate impact for the Hogs at the guard position, bringing great shooting ability and depth at the guard position

- Named an All-Region 23 Team at Jones College, making 55 3-pointers for a 34.8 percentage and averaging 9.7 points, 3.7 rebounds and 3.5 assists per game

- Big in Jones winning its seventh straight region crown to punch a ticket to the NJCAA DI Tournament and an Elite 8 appearance

- Led Neshoba Central to a perfect 33-0 record and a 5A State Championship in Mississippi, averaging 14.2 points and 3.0 assists per game as a senior

- In Europe, logged 7.0 points and 3.0 rebounds per game through three contests

SPANISH SPECIAL

- Arkansas WBB's seventh ever international player in **Cristina Sanchez Cerqueira** is a member of the Spanish National Team

- Representing her country in 3x3 tournaments, **Sanchez Cerqueira** did not practice with the team or play in Europe but met the team in their second half of the trip in Greece

- Learning a new system in a new country with ease

- With Segle XXI, played in 26 games, averaging 6.4 points, 5.4 rebounds and 1.3 steals per game last season

THE ARCHER

- **Maryn Archer** enrolled early in January with the Hogs, coming into Fayetteville as a three-star prospect

- Prep Girls listed her as the No. 29th overall recruit in the country

- Paced Derby HS in assists and steals during her junior year with 10.0 points, 3.5 rebounds, 4.6 assists and 2.8 steals per game

- In Europe, averaged 3.3 points per game with three assists

DEEP ROSTER

- **Karley Johnson** played in 10 games as a true freshman last season

- In Europe, **Johnson** played in all three games, averaging 3.0 points per game and 4.0 rebounds per game

- A 5-11 product out of Fayetteville High School, **Loren Lindsey** joined the team as a walk-on, appearing in nine games as a

freshman

- Played in all three games in Europe, scoring a 3-pointer and logging three assists throughout those games

YEAH, THAT'S A DEEP BACKCOURT

- Arkansas has one, if not the most, stacked backcourt in the country led by guards **Makayla Daniels** and **Samara Spencer**, who are joined by newcomers **Taliah Scott** and **Carly Keats**

- Last season, **Daniels** and **Spencer** combined for 27.6 points, 7.8 rebounds, 7.1 assists and 2.7 steals per game

- The dynamic duo has combined for a career 186 games played, 2,373 points and 563 assists with the six total years of collegiate ball added up between the two

- **Keats** and **Scott** bring added talent and depth to the guard position, leading to no dropoff in talent and an added problem for defenses

Y'ALL ARE DOING WHAT?

- Expect to see some press from Arkansas' defense this year

- This marks the first time **Mike Neighbors** will implement the press in his collegiate coaching career. He did it some during his high school coaching days

- With an already fast system, the press fits

RAINING TRIPLES

- Arkansas is coming off the 2022-23 season having attempted 1,007 3-pointers, which is a school record

- Last season, Arkansas led the SEC in 3-point attempts/game (27.2), which finished as No. 10 in the NCAA

- The Hogs' 305 3-pointers made is the second most in a single season in school history

- The Hogs launched 10+ 3-pointers in 12 games last season with a season-high 13 vs. Texas A&M, which was the ninth most in a single game in school history

- Arkansas has finished at either No. 1 or No. 3 in 3-pointers per game in the SEC throughout the past five seasons

- Expect the same or more amount of 3-pointers from the Hogs this season

SQUEAKY CLEAN

- Last season, Arkansas limited turnovers to 13.4 per game, which came in as second in the SEC and 40th in the NCAA

- The Hogs committed less than 15 turnovers in 27 contests last season

FINDING A HOME AT THE CHARITY STRIPE

- Arkansas was one of the best in the country at getting to the free throw line last season, finishing sixth in the country in free throw attempts/gm (23.5) and No. 15 in free throw makes/gm (15.8)

- The Hogs finished second to LSU in free throw attempts and third in makes in the SEC

CONSISTENCY IN THE NEIGHBORS' ERA

- Head coach **Mike Neighbors** has led the program to consistency, now entering his seventh season at the helm

- Guided his teams to five straight postseason berths (including 2020 season, where team would have been lock for NCAA Tournament)

- With another postseason appearance after this season, **Neighbors** will have matched the program record of six consecutive postseason qualifications, tying with his mentor **Gary Blair**

- Only one of two teams in the SEC have finished in the top 50 in the NET/RPI over the past four seasons (other team being South Carolina)

2022-23 Review

- The Hogs finished the year 24-13 with a 7-9 SEC record to place eighth in the SEC

- Arkansas was just shy of making the NCAA Tournament, playing in the Great 8 of the Postseason WNIT

- **Samara Spencer** is the team's leading returning scorer and dimer, having averaged 14.4 points and 4.3 assists per game

- **Saylor Poffenbarger** led the squad in rebounds (6.9 RPG) and blocks (40) as a guard

- **Makayla Daniels** led with 56 steals and a .338 3-point percentage



HOMEGROWN HOGS

MARYAM DAUDA
R-SO. | F | BENTONVILLE, ARKANSAS

SASHA GOFORTH
R-JR. | G | FAYETTEVILLE, ARKANSAS

JENNA LAWRENCE
FR. | F | FARMINGTON, ARKANSAS

LOREN LINDSEY
SO. | G | FAYETTEVILLE, ARKANSAS

- Four players on the roster are Arkansas natives and that starts from the top down with Mike Neighbors, who was born and raised in Greenwood, Arkansas and a UofA alum
- Maryam Dauda was a star at Bentonville HS, having left the school as the program record holder in scoring (1,401), rebounding (867) and blocks (339). She was No. 11 player in the country in the 2021 class and a McDonald's All-American
- Sasha Goforth is a Fayetteville HS product, rated as the No. 21 overall player in the 2020 class and named a McDonald's All-American
- Jenna Lawrence made her name known in NWA at Farmington HS, leading FHS to the 2023 4A state title and being named the MVP. She was the No. 61 ranked player in the 2023 recruiting class
- Loren Lindsey is another Fayetteville HS product, who was named to the All-Conference 6A West All-Defensive Team. She joined Arkansas as a walk-on



OKLAHOMIES

EMRIE ELLIS
JR. | F | VANOSS, OKLAHOMA

KARLEY JOHNSON
SO. | G | OKLAHOMA CITY, OKLAHOMA

- Emrie Ellis is from a small town in Southeast Oklahoma and led Vanoss HS to the Class A State Final. She led the state in rebounds and blocks in 2018
- Karley Johnson is an Oklahoma City product and made her name known at Mustang HS, where she led the Broncos to a No. 12 state ranking as a junior and was second in state in taking charges



SPAIN SPECIAL

CRISTINA SANCHEZ CERQUEIRA
FR. | G | GRANADA, SPAIN

- Cristina Sanchez Cerqueira is Arkansas' seventh ever international player and represents her country by playing on the Spain National Team



MARYLAND MAGIC

MAKAYLA DANIELS
GR. | G | FREDERICK, MARYLAND

SAYLOR POFFENBARGER
R-SO. | G | MIDDLETOWN, MARYLAND

- Makayla Daniels was the first ever Maryland signee at Arkansas
- Daniels was named Maryland Miss Basketball and left Frederick HS as the all-time leading scorer (boys and girls)
- Saylor Poffenbarger was also a Maryland Miss Basketball winner and a two-time conference player of the year at Middletown HS. She was also the No. 30th ranked player in the 2021 class



NOT IN KANSAS ANYMORE

MARYN ARCHER
FR. | G | DERBY, KANSAS

- Took Derby HS to the 6A Semifinals as a sophomore and paced the team in steals and assists during her junior year



SUNSHINE STATE STARS

TALIAH SCOTT
FR. | G | ORANGE PARK, FLORIDA

SAMARA SPENCER
JR. | G | FORT LAUDERDALE, FLORIDA

- Taliah Scott is coming into Arkansas as a five-star, No. 11 ranked player in the country out of Orange Park, Florida. At St. Johns Country Day, she averaged 36.2 points per game as a senior and was named the Gatorade Florida Girls Basketball Player of the Year
- Samara Spencer led St. Thomas Aquinas to the state title during her senior season and was named the 2021 Broward County's 7A-6A Player of the Year



THE SIP

CARLY KEATS
SO. | G | CHOCTAW, MISSISSIPPI

- Led Neshoba Central to an unblemished 33-0 record and a 5A State Championship in Mississippi as a senior and was an All-Region 3-5A selection

2023-24 ROSTER @RAZORBACKWBB

NUMERICAL

NO.	NAME	POS	HT	CL	HOMETOWN/PREVIOUS SCHOOL	TWITTER
0	Taliah Scott	G	5-9	Fr.	Orange Park, Fla./St. Johns Country Day School	@thetaliahscott
2	Samara Spencer	G	5-7	Jr.	Fort Lauderdale, Fla./St. Thomas Aquinas	@samaraaspencher
4	Saylor Poffenbarger	G	6-2	R-So.	Middletown, Md./UConn	@saylorpoff
10	Cristina Sanchez Cerqueira	F	6-1	Fr.	Granada, Spain/Segle XXI	@cristiinita7
13	Sasha Goforth	G	6-1	R-Jr.	Fayetteville, Ark./Oregon State	@goforthsasha
20	Karley Johnson	G	5-9	So.	Oklahoma City, Okla./Mustang	@karleyjohnsonOK
21	Loren Lindsey	G	5-11	So.	Fayetteville, Ark./Fayetteville	@lorenbailey7766
23	Carly Keats	G	5-8	So.	Choctaw, Miss./Jones College	@keatscarly
30	Maryam Dauda	F	6-4	R-So.	Bentonville, Ark./Bentonville	@maryamdauda30
34	Jenna Lawrence	F	6-3	Fr.	Farmington, Ark./Farmington	@jennalawrence34
43	Makayla Daniels	G	5-8	Gr.	Frederick, Md./Frederick	@makayladaniels5
44	Maryn Archer	G	5-7	Fr.	Derby, Kan./Derby	@marynarcher
55	Emrie Ellis	F	6-3	Jr.	Vanoss, Okla./Vanoss	@ellisemrie

COACHING STAFF

Title	Name	Year	Alma Mater
Head Coach	Mike Neighbors	7th Season	Arkansas, 1993
Associate Head Coach	Todd Schaefer	7th Season	Thomas More College, 1995
Assistant Coach	Pauline Love	7th Season	Southern Miss, 2010
Assistant Coach	Lacey Goldwire	5th Season	Oklahoma State, 2010
Director of Operations	Amber Shirey	36th Season	Arkansas, 1992
Dir. of Student-Athlete Devel.	Jayci Stone	2nd Season	Kansas State, 2008
Dir. of Video/Special Ast. to HC	Evan Johnston	1st Season	Arkansas, 2022

ELIGIBILITY

Seniors (1)
Makayla Daniels (5th)

Juniors (3)
Emrie Ellis
Sasha Goforth (RS)
Samara Spencer

Sophomores (5)
Maryam Dauda (RS)
Karley Johnson
Carly Keats
Loren Lindsey
Saylor Poffenbarger (RS)

Freshman (4)
Maryn Archer
Jenna Lawrence
Cristina Sanchez Cerqueira
Taliah Scott

BY STATE

ARKANSAS (4)
Maryam Dauda
Sasha Goforth
Jenna Lawrence
Loren Lindsey
Bentonville
Fayetteville
Farmington
Fayetteville

FLORIDA (2)
Taliah Scott
Samara Spencer
Orange Park
Fort Lauderdale

KANSAS (1)
Maryn Archer
Derby

MARYLAND (2)
Makayla Daniels
Saylor Poffenbarger
Frederick
Middletown

OKLAHOMA (2)
Emrie Ellis
Karley Johnson
Vanoss
Mustang

SPAIN (1)
Cristina Sanchez Cerqueira
Granada

ALPHABETICAL

NO.	NAME	POS	HT	CL	HOMETOWN/PREVIOUS SCHOOL
44	Maryn Archer	G	5-7	Fr.	Derby, Kan./Derby
43	Makayla Daniels	G	5-8	Gr.	Frederick, Md./Frederick
30	Maryam Dauda	F	6-4	R-So.	Bentonville, Ark./Bentonville
55	Emrie Ellis	F	6-3	Jr.	Vanoss, Okla./Vanoss
13	Sasha Goforth	G	6-1	R-Jr.	Fayetteville, Ark./Oregon State
20	Karley Johnson	G	5-9	So.	Oklahoma City, Okla./Mustang
23	Carly Keats	G	5-8	So.	Choctaw, Miss./Jones College
34	Jenna Lawrence	F	6-3	Fr.	Farmington, Ark./Farmington
21	Loren Lindsey	G	5-11	So.	Fayetteville, Ark./Fayetteville
4	Saylor Poffenbarger	G	6-2	R-So.	Middletown, Md./UConn
10	Cristina Sanchez Cerqueira	F	6-1	Fr.	Granada, Spain/Segle XXI
0	Taliah Scott	G	5-9	Fr.	Orange Park, Fla./St. Johns Country Day School
2	Samara Spencer	G	5-7	Jr.	Fort Lauderdale, Fla./St. Thomas Aquinas

FA-NETIK PRONUNCIATIONS

- 2 Suh-MARE-uh
- 4 like burger but bar
- 30 Mair-ee-um DOW-duh
- 44 Mair-en
- 55 em-REE



OFFENSE

Scored 110+-----	110, vs. Providence (11-16-98)
Scored 100+ points at home -----	102, vs. Florida (1-5-23)
Scored 100+ points on the road -----	108, at Ole Miss (2-16-20) 108, Baylor (3-6-91)
Scored 90-99 points -----	92, vs. Oral Roberts (12-4-22)
Scored 90+ points at home -----	92, vs. Oral Roberts (12-4-22)
Scored 90+ points on the road -----	93, at Little Rock (11-20-22)
Scored 80-89 points -----	84, vs. Vanderbilt (1-16-23)
Scored 80-89 points at home -----	84, vs. Vanderbilt (1-16-23)
Scored 80-89 points on the road -----	85, vs. Missouri (3-2-23)
-----	83, at Creighton (12-17-22)
Was held to 50-59-----	54, at Auburn (2-5-23)
Was held to 49-40-----	48 at Georgia (2-19-23)
Was held to 39-20-----	34, at LSU, 2-7-19
Was held to 20 or less -----	N/A
Made 40+ field goals -----	40, vs. UCA (12-13-20)
Made 17+ three-point field goals -----	19, vs. Alabama (2-28-21)
Made 10+ three-point field goals -----	11, vs. Texas Tech (3-24-23)
Did not make 3-pointer (since 1986)-----	0-10, at LSU, (2-7-19)
Made 30 free throws -----	30 (30-39), vs. No. 4 Baylor (12-6-20)
Made 25 free throws -----	25 (25-35), vs. Vanderbilt (1-16-23)
Shot 50-59 or better -----	50.0, vs. No. 12 LSU (1-27-22)
Shot 60 percent or better -----	.625 (30-48), vs. Little Rock (11-20-22)
Held to less than 30 percent -----	.269 (14-52), at Auburn (2-5-23)
Held to less than 20 percent -----	.182 (10-55), vs. No. 6 Tennessee (1-8-12; L, 38-69)
Had 20 or more assists in a game -----	20, vs. LA Tech (3-16-23)

DEFENSE

Allowed 100 points-----	104, at No. 4 South Carolina (1-18-21)
Allowed 80-99 points-----	87, vs. Tennessee (2-16-23)
Held opponent to 40-49 points -----	47, vs. LA Tech (3-16-23)
Held opponent to 39-30 -----	37, vs. SFA (3-20-23)
Held an SEC opponent under 50 points in 3 cons. games -----	47, vs. Auburn (1-29-15; W, 52-47),
-----	Alabama (2-1-15; W, 53-42), #24/21 Georgia (2-9-15; W, 54-48)
Held opponent to 29 points or less -----	23, vs. Binghamton, 11-30-13
Held an opponent under 15 points in a half -----	13, vs. Missouri (2-12-23)
Held an opponent to 2 points in a quarter -----	2, vs. UCA (12-13-20)
Held opponent under 15 field goals -----	13, vs. Missouri (2-12-23)
Held opponent to less than 30 percent shooting -----	22.0 (11-50), vs. SFA (3-20-23)
Held opponent to less than 20 percent shooting -----	19.7 (13-66), vs. Northwestern State (12-15-19)
Held opponent under 15 percent from 3-point -----	6.7 (1-15), vs. Missouri (2-12-23)
Opponent did not make a 3-pointer -----	0, vs. Tulsa (12-11-19)
Had 70+ rebounds -----	74, vs. Mississippi Valley State (11-24-89)
Had 60-69 rebounds -----	64, vs. Prairie View A&M (12-16-18)
Had 50-59 rebounds -----	57, vs. Oral Roberts (12-4-22)
Had 10 or more blocked shots in a game -----	11, vs. No. 1 South Carolina (3-4-22)
Had 20 or more steals in a game -----	20, vs. ORU (11-13-13)
Had 15 or more steals in a game -----	18, vs. UT Martin (12-29-19)
Forced 25+ turnovers in a game -----	28, vs. Northern Arizona (11-24-22)

OTHER

Won an overtime game -----	61-52, vs. Missouri (3-3-22)
Lost an overtime game -----	76-73, vs. Ole Miss (1-29-23)
Won a double overtime game -----	73-72, vs. Florida (1-29-12)
Lost a double overtime game -----	N/A
Won a triple overtime game -----	91-80 Win in 3OT, 2-10-13, at Alabama
Won at the buzzer -----	84-81, vs. Vanderbilt (Makayla Daniels, 1-16-23)
Played consecutive OT games -----	1-24-16 at Auburn (lost); 1-28-16 vs. Florida (lost)
Won regular season tournament -----	Paradise Jam (St. Thomas, U.S. Virgin Islands, Nov. 24-26, 2022)
Defeated ranked team -----	83-75, at No. 16 Creighton (12-17-22)
Defeated a ranked team on the road -----	83-75 at No. 16 Creighton (12-17-22)
All-time SEC win streak -----	8 games (1-15-12: Auburn through 2-15-12: at Auburn)
All-time SEC home win streak -----	5 games (1-15-12: Auburn -- 2-9-12: South Carolina)
-----	5 games (1-14-21: Florida -- 2-28-21: Alabama)

A RAZORBACK PLAYER ...

Scored 20-24 points -----	21, Makayla Daniels vs. Kansas (3-26-23)
Scored 25-29 points -----	27, Samara Spencer, vs. SFA (3-20-23)
Scored 30+ points -----	34, Chrissy Carr vs. Missouri (3-2-23)
Scored 40+ points -----	41, Chelsea Dungee vs. Auburn (2-10-19)
Scored 20+ points 10 times in a season -----	Chelsea Dungee (20x 2018-19)
-----	Chelsea Dungee (11x 2019-20)
-----	Chelsea Dungee (17x 2020-21)
Double figures in 15 consecutive games (season) -----	Jessica Jackson, 11/11/16, LSU 1-8-17
-----	Chelsea Dungee, 26 games, (2018-19 & 2019-20)
-----	Chelsea Dungee, 31 games, (2019-20 & 2020-21)
-----	Amber Ramirez, 16 games (2021-22)
Five players scored double figures in 1 game -----	vs. No. 3/4 LSU (1-19-23)
-----	Barnum (20), Spencer (13), Carr (12), Daniels (11), Dauda (11)
Five starters in double figures -----	vs. Vanderbilt (1-16-23)
-----	Spencer (23), Barnum (18), Daniels (16), Poffenbarger (13), Carr (11)
Seven players scored in double figures in 1 game -----	vs. Northwestern State (11-9-18)
-----	(Tolefree 19, Gaulden 16, Monk 12, Dombia 11, Dungee 11, Thomas 11, Williams 10)
Made 10+ field goals in a game -----	11, Chrissy Carr, vs. Missouri (3-2-23)
Attempted 20+ field goals in a game -----	23, Makayla Daniels, at Vanderbilt (2-9-23)
Made 10 free throws in a game -----	11, Amber Ramirez, vs. Missouri (1-9-22)
Made 7 or more 3-pt FG in a game -----	8, Amber Ramirez, Alabama (2-28-21)
Attempted 10 or more 3-pt FG in a game -----	10, Chrissy Carr, vs. Texas Tech (3-24-23)
Had 10-14 rebounds -----	10, Erynn Barnum, vs. Texas Tech (3-24-23)
Had 15-19 rebounds -----	21, Taylah Thomas, vs. New Orleans, 11-8-19
Had 20+ rebounds -----	21, Taylah Thomas, vs. New Orleans, 11-8-19
Had 10 offensive reb - Records go back to 05-06 -----	11, Melissa Wolff
-----	vs. New Orleans (1-30-15)
Had 10+ defensive reb - Records go back to 05-06 -----	11, Saylor Poffenbarger, vs. LA Tech (3-16-23)
Had 10+ assists -----	11, Samara Spencer, vs. LA Tech (3-16-23)
Had 10+ assists in consecutive games -----	Jailyn Mason (11 vs. HBU, 12-28-16 and 10 at Ole
-----	Miss, 1-1-17), Calli Berna (11 vs. No. 10/8 Kentucky, 2/7/13 and 11 at Alabama, 2/10/13)
Had 5+ blocks in a game -----	5, Sasha Goforth, vs. Missouri (3-3-22)
Had 9+ blocks in a game -----	9, Robyn Irwin vs. SMSU, 12-19-88 (school record)
Had 5 or more steals in a game -----	5, Makayla Daniels, vs. Tennessee (2-16-23)
Had a double-double -----	14 points and 11 assists, Samara Spencer, vs. LA Tech (3-16-23)
Had a double-double in two consecutive games -----	Saylor Poffenbarger, vs. Oral Roberts, vs. Lamar (2022)
-----	14 & 13 vs. ORU/17 & 12 vs. Lamar
Had two players record a double-double -----	Kiara Williams (12 pts/16 reb) &
-----	Malica Monk (10 pts/10 reb), vs. Grambling State (12-28-17)
Had seven double-doubles in a season -----	Devin Cospier, 2017-18
-----	(SHSU, ORU, NMSU, Char., Tulsa, OM, AL)
Had 10+ double-doubles in a season -----	2006-07, Lauren Ervin (14)
Had a triple-double -----	14 pts, 13 reb, 12 asts, C'eira Ricketts vs. Auburn (1-18-09)

MORE ABOUT MIKE

Hometown: Greenwood, Ark. (Greenwood HS)
Family: Daughter Abby; Sons Alec, Bowen and Barrett; granddaughter Emzey
Alma Mater: Arkansas, 1993

NEIGHBORS BY THE NUMBERS

218	Wins (218-118, 10 seasons)
16	Signed McDonalds' All-Americans
11	Years as a head coach
9	Postseason appearances
5	Players drafted in the WNBA (HC)
1	Final Four appearance

LEARN MORE



Sign up for Mike Neighbors' news-letter and listen to his podcasts at CoachNeighbors.com

NABES FAVES

TOP 10 MOVIES

1. A Few Good Men
2. The Hunt For Red October
3. The Silence Of The Lambs
4. Hoosiers
5. Moneyball
6. Pretty Woman
7. Top Gun
8. JFK
9. The Lion King
10. Purple Rain

See the entire list here: <http://imdb.to/2royaE0>

TOP 10 SONGS

1. Sweet Child O' Mine (Guns N' Roses)
2. You Shook Me All Night Long (AC/DC)
3. Man In The Mirror (Michael Jackson)
4. Amarillo By Morning (George Strait)
5. Jessie's Girl (Rick Springfield)
6. Hysteria (Def Leppard)
7. Fishin' In The Dark (Nitty Gritty Dirt Band)
8. The Ballad of Curtis Loew (Lynyrd Skynyrd)
9. Wanted Dead Or Alive (Bon Jovi)
10. Let's Go Crazy (Prince)

TOP 10 TV SHOWS

1. West Wing (first three seasons)
2. Ted Lasso
3. The Wire
4. Breaking Bad
5. Seinfeld
6. The Newsroom
7. Prison Break
8. Arrested Development
9. Game of Thrones
10. The Goldbergs



MIKE NEIGHBORS

Seventh Season | Career Record: 218-118 (10) | Arkansas Record: 120-77 (6)

Arkansas women's basketball has been transformed into a nationally recognized program in just six short years thanks to head coach Mike Neighbors. During his time back home at his alma mater, Neighbors has guided his Hogs to the best six-year period of sustained success in program history with 120 wins and five postseason qualifications in that time. The proof of his success, and the success of his system, lies in the numbers - Neighbors has accumulated 218 wins during his 10 seasons as a head coach, the most of any Power 5 head coaches in 10 or fewer seasons, as well as one of only two NCAA Division I Head Coaches.

Entering his seventh season on the bench for Arkansas, the program is coming off its fifth consecutive winning season, four straight postseason appearance (would be five had the 2020 NCAA Tournament had not been cancelled due to the COVID-19 pandemic, as Arkansas was a lock to make the Big Dance) and third 20+ win season in the Neighbors' era.

In 2022-23, the Hogs started out the season 13-0, which was tied for the second-best start in program history. Going into Mid-December, the Hogs were ranked as high as No. 17 in the AP Poll. The Hogs won another SEC Tournament game in comeback fashion versus Missouri to make it to the quarterfinals and hold the best winning percentage in the SEC Tournament among all coaches in Arkansas history with an 8-6 record. Continuing into postseason, Arkansas became the automatic bid out of the SEC to the Postseason WNIT, making it to the Great 8, while being able to host three of its four games at Bud Walton Arena. Neighbors led the Hogs to two All-SEC selections, including Second Team choice Erynn Barnum, who was also on the Midseason Top 10 List for the Katrina McClain Award, as well as All-Freshman selection Saylor Poffenbarger, who broke a school record for five SEC Freshman of the Week accolades. The Hogs finished the season with 24 wins, which tied for the most in the Neighbors' era and matches the fourth most in a single season in program history. Additionally, four players averaged double digits in scoring, the most in the Southeastern Conference.

Prior to Arkansas, Neighbors guided Washington to four seasons of unprecedented success, highlighted by the 2016 NCAA Final Four and two NCAA Sweet 16 appearances. Neighbors was an assistant for the Huskies prior to this promotion and also has had stops at Xavier, Tulsa, Colorado and Arkansas as an assistant.

A native of Greenwood, Arkansas, Neighbors received his associate degree at the University of Arkansas - Fort Smith and his bachelor's degree from the University of Arkansas in 1993. Neighbors is married to Jayci Stone. He has four children, a daughter, Abby and three sons, Alec, Bowen and Barrett, as well as a granddaughter, Emzey.

TIMELINE

→ Bentonville HS Head Coach	1994-98
→ Cabot HS Head Coach	1998-99
→ Arkansas Director of Ops	1999-01
→ Tulsa Univ. Assistant Coach	2001-05
→ Univ. of Colorado Assistant Coach	2005-06
→ Univ. of Arkansas Assistant Coach	2006-07
→ Xavier Assistant Coach	2007-11
→ Univ. of Washington Assistant Coach	2011-13
→ Univ. of Washington Head Coach	2013-17
→ Univ. of Arkansas Head Coach	2017-present

COACHING DEVELOPMENT

Coach	w/Nabes	Now
Chantel Osahor	'20, '21	AC Oklahoma
Fred Castro	'14, '15, '16	HC Eastern Michigan
Adia Barnes	'14, '15	HC Arizona
Adam Call	'14	AC George Washington
Morgan Valley	'16	AC UConn
Todd Schaefer	'16-Pres.	AHC Arkansas

COACHING HISTORY

University of Washington

Year	Overall	Pac-12	Finish
2013-14	20-14 (.588)	10-8 (.556)	6
2014-15	23-10 (.697)	11-7 (.611)	5
2015-16	26-11 (.703)	11-7 (.611)	5
2016-17	29-6 (.829)	15-3 (.833)	T2
UW	98-41 (.705)	47-25 (.662)	

University of Arkansas

Year	Overall	SEC	Finish
2017-18	13-18 (.419)	3-13 (.188)	T11
2018-19	22-15 (.611)	6-10 (.375)	10
2019-20	24-8 (.750)	10-6 (.625)	T3
2020-21	19-9 (.679)	9-6 (.600)	T5
2021-22	18-14 (.563)	7-9 (.438)	T8
2022-23	24-13 (.649)	7-9 (.438)	-
Ark	120-77 (.609)	42-53 (.442)	

Totals	218-118 (.649)	90-78 (.536)	10 yrs
--------	----------------	--------------	--------

PLAYER DEVELOPMENT

YEAR	UNIVERSITY	PLAYER	ROUND	OVERALL	TEAM NOTE
2021	Arkansas	Chelsea Dungee	1	5	Dallas Wings ! @
2021	Arkansas	Destiny Slocum	2	14	Las Vegas Aces ! @
2021	Arizona	Aari McDonald	1	3	Atlanta Dream @
2017	Washington	Kelsey Plum	1	1	San Antonio Stars ! @ Las Vegas Aces
	Washington	Chantel Osahor	2	21	Chicago Sky ! @
2016	Washington	Talia Walton	3	29	Los Angeles Sparks ! @
2011	Xavier	Amber Harris	1	4	Minnesota Lynx ! #
	Xavier	Ta'Shia Phillips	1	8	Atlanta Dream ! #
	TAMU/UAFA	Tanisha Smith	2	22	Seattle Storm #
	Colorado	Brittany Spears	2	19	Phoenix Mercury *
2009	Arkansas	Shameka Christon	1	5	New York Liberty S
2008	Arkansas	Lauren Ervin	3	37	Connecticut Sun ! #
2006	Tulsa	Megan Moody	-	-	Houston Comets Free Agent #
2003	Tulsa	Allison Curtin	1	12	Houston Comets ! # Traded to Detroit Shock
	Arkansas	Dana Cherry	2	23	Charlotte Sting S

*- Signed but did not coach

!- At the school when player was drafted

@- Worked with player as a head coach

#- Worked with player as an assistant coach

S- Worked with player as other (GA, etc)

NABES VS. ARKANSAS HISTORY

Category	NABES	All Others In Program History
Winning Record In SEC Play	2 Seasons	2 Seasons
SEC Tourney Finals	1	0
Top 5 Wins	2	2
Weeks Ranked in AP Top 25	39	63
Top 15 WBNA Draft Picks	2	1
McDonald's AAs Signed	8	1
WBCA AAs	1	1

MORE NABES FACTS

- **Movies:** His expansive movie collection includes digital, disk and VHS copies. Did you know he used to work at BlockBuster? On a related note, he also collects books that have been turned into movies.
- **Baseballs autographed by movie stars:** Ask him about this collection – talk about some good stories.
- **Lunch Boxes:** Coach collects tin lunch boxes that he carried to school and has them displayed in his home. His first lunch box had KISS on it.
- **Hamilton:** Nabes is a huge Hamilton fan, and routinely quotes the Broadway musical to players, fans and media alike.
- **Athens City Champion:** Coach stumbled upon a dart tournament while on a trip to Athens, Georgia. He joined in and was one of the two-man winning team.
- **Ask him about shoes, music, movies, guitars, bas-ketball nostalgia – just about anything!**




NEIGHBORS VERSUS ...

Abilene Christian	2	0
Alabama	5	2
Arizona State	2	6
Arizona	6	0
Arkansas State	2	0
Auburn	7	1
Baylor	1	0
Belmont	2	0
Boise State	1	0
BYU	1	0
California	5	4
Central Arkansas	3	0
Central Florida	0	1
Charlotte	1	0
Clemson	1	0
Colorado State	1	0
Colorado	9	0
Connecticut	1	1
Creighton	1	1
CSUN	1	0
DePaul	0	1
Eastern Washington	1	0
Florida State	1	0
Florida	4	3
FGCU	1	0
Fordham	1	0
Fresno State	2	0

Furman	1	0
Georgia	1	7
Grambling State	2	0
Grand Canyon	1	0
Hartford	1	0
Hawai'i	1	0
Houston	2	0
Idaho	1	0
Iowa State	0	1
Jackson State	2	0
Kansas	0	2
Kansas State	2	0
Kent State	1	0
Kentucky	3	5
Lamar	1	0
Little Rock	4	0
Louisiana–Monroe	2	0
Louisiana Tech	1	0
LSU	3	4
McNeese State	1	0
Maryland	1	1
Miami	0	1
Mississippi State	3	6
Missouri	11	4
Montana State	2	0
Nebraska	1	1
New Mexico State	1	0
New Orleans	1	0

Northern Arizona	1	0
Northwestern State	2	0
Notre Dame	0	1
Oklahoma	1	2
Ole Miss	5	3
Oral Roberts	5	0
Oregon State	1	6
Oregon	5	4
Pennsylvania	1	0
Pittsburgh	1	1
Portland	3	1
Prairie View A&M	1	0
Saint Mary's	0	1
Sam Houston	2	0
Samford	1	0
San Diego State	2	0
San Diego	1	0
Santa Clara	1	0
Savannah State	1	0
Seattle	4	0
SFA	1	0
SMU	2	0
South Carolina	1	10
South Dakota	2	0
Stanford	3	5
Stony Brook	1	0
Syracuse	0	2
Tarleton State	1	0

TCU	0	1
Tennessee	2	5
Tennessee Martin	1	0
Tennessee State	1	0
Tennessee Tech	1	0
Texas A&M	4	8
Texas Tech	2	0
Troy	1	0
Tulsa	4	0
UAB	1	0
UAPB	3	0
UC Irvine	1	0
UC Riverside	2	0
UCLA	4	2
USC	6	0
USF	0	1
Utah	7	4
UT–Arlington	2	0
UTEP	0	2
Vanderbilt	4	3
Wake Forest	1	0
Washington State	5	3
Weber State	1	0
Wisconsin	3	0
Wright State	0	1
Yale	1	0
TOTALS	218	118





2022-23 Arkansas Women's Basketball Combined Team Statistics All games

Page 1/1
as of Mar 26, 2023

Game Records

Record	Overall	Home	Away	Neutral
ALL GAMES	24-13	14-4	6-6	4-3
CONFERENCE	7-9	4-4	3-5	0-0
NON-CONFERENCE	17-4	10-0	3-1	4-3

Score by Periods

Team	1st	2nd	3rd	4th	OT	TOT
Arkansas	608	640	717	695	12	2672
Opponents	568	529	621	695	16	2429

Team Box Score

No.	Player				Total		3-Point		F-Throw		Rebounds														
		GP-GS	MIN	AVG	FG-FGA	FG%	3FG-3FGA	3FG%	FT-FTA	FT%	OFF	DEF	TOT	AVG	PF	DQ	A	TO	BLK	STL	PTS	AVG			
4	BARNUM, Erynn	37-37	982:27	26.6	205-369	.556	13-44	.295	132-205	.644	91	148	239	6.5	94	0	66	84	38	47	555	15.0			
2	SPENCER, Samara	37-37	1256:07	33.9	183-459	.399	65-201	.323	100-182	.549	6	133	139	3.8	70	2	154	112	10	41	531	14.4			
43	DANIELS, Makayla	34-34	1101:42	32.4	125-350	.357	70-207	.338	129-168	.768	33	105	138	4.1	90	1	98	71	11	56	449	13.2			
34	CARR, Chrissy	37-37	1034:53	28.0	140-370	.378	86-255	.337	69-81	.852	27	101	128	3.5	77	2	21	39	10	20	435	11.8			
0	POFFENBARGER, Saylor	37-37	1190:04	32.2	109-329	.331	36-157	.229	62-88	.705	30	225	255	6.9	87	3	89	76	40	20	316	8.5			
24	WOLFENBARGER, Jersey	35-3	567:00	16.2	48-128	.375	10-50	.200	32-48	.667	35	80	115	3.3	42	0	9	20	23	10	138	3.9			
30	DAUDA, Maryam	35-0	386:07	11.0	47-112	.420	6-24	.250	23-31	.742	45	49	94	2.7	64	0	23	42	22	11	123	3.5			
11	LANGERMAN, Rylee	37-0	640:35	17.3	25-82	.305	15-56	.268	21-38	.553	40	88	128	3.5	70	0	21	25	4	35	86	2.3			
55	ELLIS, Emrie	28-0	218:29	7.8	10-32	.313	4-13	.308	5-8	.625	6	30	36	1.3	25	0	4	11	3	2	29	1.0			
22	HUGHES, Avery	14-0	29:22	2.1	1-6	.167	0-0	.000	7-10	.700	0	0	0	0.0	5	0	1	4	0	0	9	0.6			
20	JOHNSON, Karley	10-0	26:24	2.6	0-1	.000	0-0	.000	1-2	.500	1	1	2	0.2	1	0	1	0	0	3	1	0.1			
21	LINDSEY, Loren	9-0	16:48	1.9	0-0	.000	0-0	.000	0-0	.000	0	1	1	0.1	0	0	0	0	0	0	0	0.0			
Team											61	72	133					12							
Total		37	7450		893-2238	.399	305-1007	.303	581-861	.675	375	1033	1408	38.1	625	8	487	496	161	245	2672	72.2			
Opponents		37	7450		855-2264	.378	217-695	.312	502-724	.693	452	1054	1506	40.7	768	20	419	592	122	239	2429	65.6			

Team Statistics

	ARK	OPP
Scoring	2672	2429
Points per game	72.2	65.6
Scoring margin	+6.6	-
Field goals-att	893-2238	855-2264
Field goal pct	.399	.378
3 point fg-att	305-1007	217-695
3-point FG pct	.303	.312
3-pt FG made per game	8.2	5.9
Free throws-att	581-861	502-724
Free throw pct	.675	.693
F-Throws made per game	15.7	13.6
Rebounds	1408	1506
Rebounds per game	38.1	40.7
Rebounding margin	-2.6	-
Assists	487	419
Assists per game	13.2	11.3
Turnovers	496	592
Turnovers per game	13.4	16.0
Turnover margin	+2.6	-
Assist/turnover ratio	1.0	0.7
Steals	245	239
Steals per game	6.6	6.5
Blocks	161	122
Blocks per game	4.4	3.3
Winning streak	0	-
Home win streak	4	-
Attendance	67811	53650
Home games-Avg/Game	18-3767	12-4471
Neutral site-Avg/Game	-	7-2630

Team Results

Date	Opponent		Score	Att.
11/07/2022	at Ark.-Pine Bluff	W	70-50	3128
11/11/2022	Central Ark.	W	72-34	7410
11/14/2022	Tulsa	W	79-70	2511
11/17/2022	Kent St.	W	80-59	2265
11/20/2022	at Little Rock	W	93-49	2879
11/24/2022	vs Northern Ariz.	W	82-73	1024
11/25/2022	vs Clemson	W	76-62	1724
11/26/2022	vs Kansas St.	W	69-53	2024
12/01/2022	Troy	W	87-70	3019
12/04/2022	Oral Roberts	W	92-58	2947
12/08/2022	Lamar University	W	63-50	2268
12/11/2022	Arkansas St.	W	77-63	3826
12/17/2022	at Creighton	W	83-75	1050
12/20/2022	vs Oregon	L	78-85	321
12/21/2022	vs South Fla.	Lot	65-66	303
12/29/2022	LSU	L	45-69	5285
01/01/2023	at Kentucky	W	71-50	3284
01/05/2023	Florida	W	102-74	4524
01/08/2023	at Missouri	W	77-55	4260
01/16/2023	Vanderbilt	W	84-81	3693
01/19/2023	at LSU	L	76-79	7298
01/22/2023	at South Carolina	L	46-92	13349
01/26/2023	Alabama	L	66-69	3206
01/29/2023	Ole Miss	Lot	73-76	6677
02/05/2023	at Auburn	W	54-51	2569
02/09/2023	at Vanderbilt	L	70-78	1978
02/12/2023	Missouri	W	61-33	4492
02/16/2023	Tennessee	L	67-87	3243
02/19/2023	at Georgia	L	48-71	4109
02/23/2023	at Mississippi St.	L	73-87	4940
02/26/2023	Texas A&M	W	78-65	4408
03/02/2023	vs Missouri	W	85-74	5531
03/03/2023	vs South Carolina	L	66-93	7481
03/16/2023	Louisiana Tech	W	69-47	1460
03/20/2023	SFA	W	60-37	3017
03/24/2023	Texas Tech	W	71-66	3560
03/26/2023	at Kansas	L	64-78	4806



2022-23 Arkansas Women's Basketball Combined Team Statistics In Conference games

Page 1/1
as of Mar 03, 2023

Game Records

Record	Overall	Home	Away	Neutral
ALL GAMES	7-9	4-4	3-5	0-0
CONFERENCE	7-9	4-4	3-5	0-0
NON-CONFERENCE	0-0	0-0	0-0	0-0

Score by Periods

Team	1st	2nd	3rd	4th	OT	TOT
Arkansas	221	277	291	293	9	1091
Opponents	247	250	289	319	12	1117

Team Box Score

No.	Player				Total		3-Point		F-Throw		Rebounds											
		GP-GS	MIN	AVG	FG-FGA	FG%	3FG-3FGA	3FG%	FT-FTA	FT%	OFF	DEF	TOT	AVG	PF	DQ	A	TO	BLK	STL	PTS	AVG
4	BARNUM, Erynn	16-16	451:46	28.2	96-184	.522	8-26	.308	68-105	.648	44	63	107	6.7	45	0	31	45	17	17	268	16.8
43	DANIELS, Makayla	16-16	533:17	33.3	52-165	.315	28-104	.269	63-79	.797	13	47	60	3.8	46	1	49	35	6	29	195	12.2
2	SPENCER, Samara	16-16	555:54	34.7	69-179	.385	23-81	.284	28-47	.596	2	49	51	3.2	29	1	63	45	3	20	189	11.8
34	CARR, Chrissy	16-16	459:39	28.7	62-159	.390	38-107	.355	18-24	.750	11	41	52	3.3	43	2	10	18	8	12	180	11.3
0	POFFENBARGER, Saylor	16-16	518:53	32.4	50-139	.360	13-55	.236	28-38	.737	10	69	79	4.9	43	3	27	32	18	6	141	8.8
24	WOLFENBARGER, Jersey	16-0	223:48	14.0	17-44	.386	1-15	.067	6-9	.667	12	34	46	2.9	17	0	4	11	7	3	41	2.6
30	DAUDA, Maryam	14-0	115:56	8.3	13-36	.361	2-12	.167	6-6	1.000	11	11	22	1.6	21	0	6	13	8	2	34	2.4
55	ELLIS, Emrie	11-0	99:44	9.1	5-15	.333	3-9	.333	4-6	.667	5	14	19	1.7	13	0	2	4	3	0	17	1.5
11	LANGERMAN, Rylee	16-0	250:53	15.7	6-29	.207	5-21	.238	7-11	.636	12	29	41	2.6	32	0	7	8	1	15	24	1.5
22	HUGHES, Avery	7-0	08:52	1.3	0-0	.000	0-0	.000	2-4	.500	0	0	0	0.0	1	0	0	2	0	0	2	0.3
21	LINDSEY, Loren	2-0	03:03	1.5	0-0	.000	0-0	.000	0-0	.000	0	0	0	0.0	0	0	0	0	0	0	0	0.0
20	JOHNSON, Karley	2-0	03:15	1.6	0-0	.000	0-0	.000	0-0	.000	0	0	0	0.0	1	0	0	0	0	0	0	0.0
Team											24	27	51					7				
Total		16	3225		370-950	.389	121-430	.281	230-329	.699	144	384	528	33.0	291	7	199	220	71	104	1091	68.2
Opponents		16	3225		389-978	.398	86-266	.323	253-360	.703	234	457	691	43.2	314	7	193	260	56	119	1117	69.8

Team Statistics

	ARK	OPP
Scoring	1091	1117
Points per game	68.2	69.8
Scoring margin	-1.6	-
Field goals-att	370-950	389-978
Field goal pct	.389	.398
3 point fg-att	121-430	86-266
3-point FG pct	.281	.323
3-pt FG made per game	7.6	5.4
Free throws-att	230-329	253-360
Free throw pct	.699	.703
F-Throws made per game	14.4	15.8
Rebounds	528	691
Rebounds per game	33.0	43.2
Rebounding margin	-10.2	-
Assists	199	193
Assists per game	12.4	12.1
Turnovers	220	260
Turnovers per game	13.8	16.3
Turnover margin	+2.5	-
Assist/turnover ratio	0.9	0.7
Steals	104	119
Steals per game	6.5	7.4
Blocks	71	56
Blocks per game	4.4	3.5
Winning streak	1	-
Home win streak	1	-
Attendance	35528	41787
Home games-Avg/Game	8-4441	8-5223
Neutral site-Avg/Game	-	0-0

Team Results

Date	Opponent		Score	Att.
12/29/2022	LSU	L	45-69	5285
01/01/2023	at Kentucky	W	71-50	3284
01/05/2023	Florida	W	102-74	4524
01/08/2023	at Missouri	W	77-55	4260
01/16/2023	Vanderbilt	W	84-81	3693
01/19/2023	at LSU	L	76-79	7298
01/22/2023	at South Carolina	L	46-92	13349
01/26/2023	Alabama	L	66-69	3206
01/29/2023	Ole Miss	Lot	73-76	6677
02/05/2023	at Auburn	W	54-51	2569
02/09/2023	at Vanderbilt	L	70-78	1978
02/12/2023	Missouri	W	61-33	4492
02/16/2023	Tennessee	L	67-87	3243
02/19/2023	at Georgia	L	48-71	4109
02/23/2023	at Mississippi St.	L	73-87	4940
02/26/2023	Texas A&M	W	78-65	4408



2022-23 Arkansas Women's Basketball Team High/Low Analysis All games

Page 1/4
as of Mar 29, 2023

Arkansas - Game Highs

POINTS	102		Florida (01/05/2023)
	93		at Little Rock (11/20/2022)
	92		Oral Roberts (12/04/2022)
	87		Troy (12/01/2022)
	85		vs Missouri (N) (03/02/2023)
FIELD GOALS MADE	33		Oral Roberts (12/04/2022)
	32		Florida (01/05/2023)
FIELD GOAL ATTEMPTS	77		vs Oregon (N) (12/20/2022)
	74		Oral Roberts (12/04/2022)
FIELD GOAL PERCENTAGE	.625	(30-48)	at Little Rock (11/20/2022)
	.492	(32-65)	Florida (01/05/2023)
3 PT FG MADE	13		Texas A&M (02/26/2023)
	12		vs Missouri (N) (03/02/2023)
	12		Florida (01/05/2023)
	12		vs Oregon (N) (12/20/2022)
	12		at Creighton (12/17/2022)
3 PT FG ATTEMPTS	39		Tulsa (11/14/2022)
	37		Troy (12/01/2022)
3 PT FG PERCENTAGE	.526	(10-19)	at Little Rock (11/20/2022)
	.462	(12-26)	at Creighton (12/17/2022)
FREE THROWS MADE	26		Florida (01/05/2023)
	25		Vanderbilt (01/16/2023)
FREE THROW ATTEMPTS	46		at Ark.-Pine Bluff (11/07/2022)
	39		at Auburn (02/05/2023)
FREE THROW PERCENTAGE	.909	(10-11)	at LSU (01/19/2023)
	.900	(9-10)	at Georgia (02/19/2023)
REBOUNDS	57		Oral Roberts (12/04/2022)
	56		at Ark.-Pine Bluff (11/07/2022)
ASSISTS	23		Florida (01/05/2023)
	22		at Kentucky (01/01/2023)
STEALS	12		at Ark.-Pine Bluff (11/07/2022)
	11		Ole Miss (01/29/2023)
BLOCKED SHOTS	9		at South Carolina (01/22/2023)
	9		Lamar University (12/08/2022)
	9		Oral Roberts (12/04/2022)
TURNOVERS	23		vs Clemson (N) (11/25/2022)
	22		at Little Rock (11/20/2022)
FOULS	27		at Auburn (02/05/2023)
	23		Texas A&M (02/26/2023)
	23		at Mississippi St. (02/23/2023)



**2022-23 Arkansas Women's Basketball
Team High/Low Analysis
All games**

Page 3/4
as of Mar 29, 2023

Arkansas - Game Lows

POINTS	45		LSU (12/29/2022)
	46		at South Carolina (01/22/2023)
	48		at Georgia (02/19/2023)
	54		at Auburn (02/05/2023)
	60		SFA (03/20/2023)
FIELD GOALS MADE	14		at Auburn (02/05/2023)
	17		at Georgia (02/19/2023)
	17		at South Carolina (01/22/2023)
	17		LSU (12/29/2022)
FIELD GOAL ATTEMPTS	45		Missouri (02/12/2023)
	48		Lamar University (12/08/2022)
	48		vs Clemson (N) (11/25/2022)
	48		at Little Rock (11/20/2022)
FIELD GOAL PERCENTAGE	.269	(14-52)	at Auburn (02/05/2023)
	.279	(17-61)	at South Carolina (01/22/2023)
	.279	(17-61)	LSU (12/29/2022)
3 PT FG MADE	3		at Auburn (02/05/2023)
	5		at Georgia (02/19/2023)
	5		at South Carolina (01/22/2023)
	5		vs Northern Ariz. (N) (11/24/2022)
	5		at Ark.-Pine Bluff (11/07/2022)
3 PT FG ATTEMPTS	18		Ole Miss (01/29/2023)
	19		at Little Rock (11/20/2022)
3 PT FG PERCENTAGE	.130	(3-23)	at Auburn (02/05/2023)
	.152	(5-33)	at Georgia (02/19/2023)
FREE THROWS MADE	5		LSU (12/29/2022)
	7		at South Carolina (01/22/2023)
FREE THROW ATTEMPTS	9		at South Carolina (01/22/2023)
	10		at Georgia (02/19/2023)
FREE THROW PERCENTAGE	.417	(5-12)	LSU (12/29/2022)
	.452	(14-31)	Lamar University (12/08/2022)
REBOUNDS	17		at South Carolina (01/22/2023)
	25		Tennessee (02/16/2023)
ASSISTS	6		at South Carolina (01/22/2023)
	7		at Mississippi St. (02/23/2023)
	7		at Auburn (02/05/2023)
	7		LSU (12/29/2022)
STEALS	1		at Kansas (03/26/2023)
	3		at Georgia (02/19/2023)
	3		at Little Rock (11/20/2022)
BLOCKED SHOTS	1		at Georgia (02/19/2023)
	1		at Auburn (02/05/2023)
	1		vs Clemson (N) (11/25/2022)
TURNOVERS	5		Tennessee (02/16/2023)
	7		Louisiana Tech (03/16/2023)
FOULS	11		SFA (03/20/2023)
	11		Arkansas St. (12/11/2022)



2022-23 Arkansas Women's Basketball Category Leaders All games

Page 1/3
as of Mar 29, 2023

Points

##	Player	G	Pts	Pts/G
4	Barnum, Erynn	37	555	15.0
2	Spencer, Samara	37	531	14.4
43	Daniels, Makayla	34	449	13.2
34	Carr, Chrissy	37	435	11.8
0	Poffenbarger, Saylor	37	316	8.5
24	Wolfenbarger, Jersey	35	138	3.9
30	Dauda, Maryam	35	123	3.5
11	Langerman, Rylee	37	86	2.3
55	Ellis, Emrie	28	29	1.0
22	Hughes, Avery	14	9	0.6
20	Johnson, Karley	10	1	0.1

Scoring Average

##	Player	G	Pts	Pts/G
4	Barnum, Erynn	37	555	15.0
2	Spencer, Samara	37	531	14.4
43	Daniels, Makayla	34	449	13.2
34	Carr, Chrissy	37	435	11.8
0	Poffenbarger, Saylor	37	316	8.5
24	Wolfenbarger, Jersey	35	138	3.9
30	Dauda, Maryam	35	123	3.5
11	Langerman, Rylee	37	86	2.3
55	Ellis, Emrie	28	29	1.0
22	Hughes, Avery	14	9	0.6
20	Johnson, Karley	10	1	0.1

Field Goal Percentage

##	Player	FG	Att	Pct
4	Barnum, Erynn	205	369	.556
30	Dauda, Maryam	47	112	.420
2	Spencer, Samara	183	459	.399
34	Carr, Chrissy	140	370	.378
24	Wolfenbarger, Jersey	48	128	.375
43	Daniels, Makayla	125	350	.357
0	Poffenbarger, Saylor	109	329	.331
55	Ellis, Emrie	10	32	.313
11	Langerman, Rylee	25	82	.305
22	Hughes, Avery	1	6	.167

Field Goal Attempts

##	Player	G	Att	Att/G
2	Spencer, Samara	37	459	12.4
34	Carr, Chrissy	37	370	10.0
4	Barnum, Erynn	37	369	10.0
43	Daniels, Makayla	34	350	10.3
0	Poffenbarger, Saylor	37	329	8.9

Field Goals Made

##	Player	G	Made	Made/G
4	Barnum, Erynn	37	205	5.5
2	Spencer, Samara	37	183	4.9
34	Carr, Chrissy	37	140	3.8
43	Daniels, Makayla	34	125	3.7
0	Poffenbarger, Saylor	37	109	2.9

3-Point FG Percentage

##	Player	3FG	Att	Pct
43	Daniels, Makayla	70	207	.338
34	Carr, Chrissy	86	255	.337
2	Spencer, Samara	65	201	.323
55	Ellis, Emrie	4	13	.308
4	Barnum, Erynn	13	44	.295
11	Langerman, Rylee	15	56	.268
30	Dauda, Maryam	6	24	.250
0	Poffenbarger, Saylor	36	157	.229
24	Wolfenbarger, Jersey	10	50	.200

3-Point FG Attempts

##	Player	G	Att	Att/G
34	Carr, Chrissy	37	255	6.9
43	Daniels, Makayla	34	207	6.1
2	Spencer, Samara	37	201	5.4
0	Poffenbarger, Saylor	37	157	4.2
11	Langerman, Rylee	37	56	1.5

3-Point FG Made

##	Player	G	Made	Made/G
34	Carr, Chrissy	37	86	2.3
43	Daniels, Makayla	34	70	2.1
2	Spencer, Samara	37	65	1.8
0	Poffenbarger, Saylor	37	36	1.0
11	Langerman, Rylee	37	15	0.4

Free Throw Percentage

##	Player	Made	Att	Pct
34	Carr, Chrissy	69	81	.852
43	Daniels, Makayla	129	168	.768
30	Dauda, Maryam	23	31	.742
0	Poffenbarger, Saylor	62	88	.705
22	Hughes, Avery	7	10	.700
24	Wolfenbarger, Jersey	32	48	.667
4	Barnum, Erynn	132	205	.644
55	Ellis, Emrie	5	8	.625
11	Langerman, Rylee	21	38	.553
2	Spencer, Samara	100	182	.549
20	Johnson, Karley	1	2	.500

Rebounds

##	Player	G	Reb	Reb/G
0	Poffenbarger, Saylor	37	255	6.9
4	Barnum, Erynn	37	239	6.5
2	Spencer, Samara	37	139	3.8
43	Daniels, Makayla	34	138	4.1
34	Carr, Chrissy	37	128	3.5

Rebounds Average

##	Player	G	Reb	Reb/G
0	Poffenbarger, Saylor	37	255	6.9
4	Barnum, Erynn	37	239	6.5
43	Daniels, Makayla	34	138	4.1
2	Spencer, Samara	37	139	3.8
34	Carr, Chrissy	37	128	3.5

Offensive Rebounds

##	Player	G	OReb	OReb/G
4	Barnum, Erynn	37	91	2.5
30	Dauda, Maryam	35	45	1.3
11	Langerman, Rylee	37	40	1.1
24	Wolfenbarger, Jersey	35	35	1.0
43	Daniels, Makayla	34	33	1.0

Defensive Rebounds

##	Player	G	DReb	DReb/G
0	Poffenbarger, Saylor	37	225	6.1
4	Barnum, Erynn	37	148	4.0
2	Spencer, Samara	37	133	3.6
43	Daniels, Makayla	34	105	3.1
34	Carr, Chrissy	37	101	2.7

Fouls

##	Player	G	PF	PF/G
4	Barnum, Erynn	37	94	2.5
43	Daniels, Makayla	34	90	2.6
0	Poffenbarger, Saylor	37	87	2.4
34	Carr, Chrissy	37	77	2.1
2	Spencer, Samara	37	70	1.9

Foul Outs

##	Player	G	FO
0	Poffenbarger, Saylor	37	3
2	Spencer, Samara	37	2
34	Carr, Chrissy	37	2
43	Daniels, Makayla	34	1

Free Throw Attempts

##	Player	G	Att	Att/G
4	Barnum, Erynn	37	205	5.5
2	Spencer, Samara	37	182	4.9
43	Daniels, Makayla	34	168	4.9
0	Poffenbarger, Saylor	37	88	2.4
34	Carr, Chrissy	37	81	2.2

Free Throws Made

##	Player	G	Made	Made/G
4	Barnum, Erynn	37	132	3.6
43	Daniels, Makayla	34	129	3.8
2	Spencer, Samara	37	100	2.7
34	Carr, Chrissy	37	69	1.9
0	Poffenbarger, Saylor	37	62	1.7

Assists

##	Player	G	Ast	Ast/G
2	Spencer, Samara	37	154	4.2
43	Daniels, Makayla	34	98	2.9
0	Poffenbarger, Saylor	37	89	2.4
4	Barnum, Erynn	37	66	1.8
30	Dauda, Maryam	35	23	0.7

Steals

##	Player	G	Stl	Stl/G
43	Daniels, Makayla	34	56	1.6
4	Barnum, Erynn	37	47	1.3
2	Spencer, Samara	37	41	1.1
11	Langerman, Rylee	37	35	0.9
34	Carr, Chrissy	37	20	0.5

Blocked Shots

##	Player	G	Blk	Blk/G
0	Poffenbarger, Saylor	37	40	1.1
4	Barnum, Erynn	37	38	1.0
24	Wolfenbarger, Jersey	35	23	0.7
30	Dauda, Maryam	35	22	0.6
43	Daniels, Makayla	34	11	0.3

Minutes

##	Player	G	Min	Min/G
2	Spencer, Samara	37	1256	33:57
0	Poffenbarger, Saylor	37	1190	32:10
43	Daniels, Makayla	34	1102	32:24
34	Carr, Chrissy	37	1035	27:58
4	Barnum, Erynn	37	982	26:33

Turnovers

##	Player	G	TO	TO/G
2	Spencer, Samara	37	112	3.0
4	Barnum, Erynn	37	84	2.3
0	Poffenbarger, Saylor	37	76	2.1
43	Daniels, Makayla	34	71	2.1
30	Dauda, Maryam	35	42	1.2

Opponent	Date	Score	0	2	4	11	20	21	22	24	30	34	43	55
			POFFENBARG	SPENCER, SA	BARNUM, ERY	LANGERMAN,	JOHNSON, KA	LINDSEY, LO	HUGHES, AVE	WOLFENBARG	DAUDA, MARY	CARR, CHRIS	DANIELS, MAELLS, EMRI	
at Ark.-Pine Bluff	11/07/2022	70-50 W	11-8-2	15-4-4	15-11-1	4-6-0	DNP	DNP	DNP	7-7-0	4-3-1	10-3-0	4-6-1	0-2-0
Central Ark.	11/11/2022	72-34 W	2-7-1	5-2-3	19-9-2	9-4-0	0-0-0	0-0-0	DNP	5-1-0	10-5-0	8-8-0	14-2-4	0-4-0
Tulsa	11/14/2022	79-70 W	2-10-3	13-3-4	27-8-0	10-5-1	DNP	DNP	DNP	2-0-0	3-3-0	3-6-0	19-9-3	DNP
Kent St.	11/17/2022	80-59 W	2-6-1	22-7-7	20-6-1	5-2-2	0-1-0	DNP	0-0-1	4-6-0	6-5-1	12-4-1	9-2-5	0-1-0
at Little Rock	11/20/2022	93-49 W	9-9-1	11-7-6	15-9-1	3-0-0	1-0-1	0-0-0	2-0-0	6-5-1	7-4-2	22-2-0	12-3-4	5-2-0
vs Northern Ariz.	11/24/2022	82-73 W	13-5-2	27-4-2	7-7-2	3-2-1	DNP	DNP	DNP	2-4-0	5-4-1	7-7-0	18-6-4	0-0-0
vs Clemson	11/25/2022	76-62 W	15-9-1	3-5-6	14-9-1	3-0-0	DNP	DNP	DNP	1-4-1	0-3-0	19-4-1	21-5-2	DNP
vs Kansas St.	11/26/2022	69-53 W	9-6-6	6-8-4	17-4-1	0-4-0	0-0-0	0-0-0	0-0-0	1-2-0	5-4-0	18-4-0	13-6-2	0-0-0
Troy	12/01/2022	87-70 W	9-3-5	19-3-6	18-8-2	1-5-3	0-1-0	0-0-0	4-0-0	11-3-0	0-7-0	14-3-0	10-3-4	1-0-0
Oral Roberts	12/04/2022	92-58 W	14-13-5	32-2-3	6-5-4	3-5-1	0-0-0	0-0-0	1-0-0	9-12-1	10-8-1	15-5-1	DNP	2-1-0
Lamar University	12/08/2022	63-50 W	17-12-3	17-0-4	5-8-3	0-6-0	DNP	DNP	DNP	4-6-0	2-0-0	18-2-0	DNP	0-0-0
Arkansas St.	12/11/2022	77-63 W	1-9-5	19-4-4	16-1-0	5-5-1	DNP	DNP	DNP	15-6-0	11-8-1	10-6-0	DNP	DNP
at Creighton	12/17/2022	83-75 W	16-11-3	26-4-4	15-2-4	6-5-0	DNP	DNP	DNP	0-3-0	4-1-1	4-2-0	12-2-3	DNP
vs Oregon	12/20/2022	78-85 L	5-11-3	20-7-10	22-9-0	7-7-0	DNP	DNP	DNP	DNP	6-1-1	3-1-3	15-3-1	0-1-0
vs South Fla.	12/21/2022	65-66 Lot	3-7-3	9-6-3	21-3-2	0-3-1	DNP	DNP	DNP	DNP	2-0-1	10-3-0	20-4-3	0-0-0
LSU	12/29/2022	45-69 L	1-3-1	17-1-1	7-4-1	0-2-0	DNP	DNP	0-0-0	1-6-0	3-2-0	6-4-1	10-6-3	0-0-0
at Kentucky	01/01/2023	71-50 W	17-7-3	6-2-5	17-8-7	6-7-1	DNP	DNP	0-0-0	4-3-0	2-3-1	8-4-1	11-2-4	0-1-0
Florida	01/05/2023	102-74 W	16-8-2	16-4-6	15-8-6	8-3-2	0-0-0	0-0-0	2-0-0	8-7-1	0-1-3	16-1-1	16-1-2	5-1-0
at Missouri	01/08/2023	77-55 W	24-6-1	2-9-6	21-11-2	3-4-0	DNP	DNP	DNP	2-3-0	0-1-0	16-4-1	9-5-2	DNP
Vanderbilt	01/16/2023	84-81 W	13-5-1	23-5-3	18-9-5	1-3-0	DNP	DNP	DNP	0-1-1	2-1-0	11-4-0	16-6-4	DNP
at LSU	01/19/2023	76-79 L	5-2-1	13-2-6	20-7-1	0-2-0	DNP	DNP	DNP	4-3-0	11-4-2	12-2-2	11-3-3	DNP
at South Carolina	01/22/2023	46-92 L	0-1-2	15-1-1	11-2-2	0-2-0	DNP	DNP	DNP	2-3-1	5-2-0	6-2-0	7-0-0	0-0-0
Alabama	01/26/2023	66-69 L	12-5-3	12-2-2	20-9-0	0-0-0	DNP	DNP	DNP	0-0-0	3-0-0	6-2-2	13-6-5	DNP
Ole Miss	01/29/2023	73-76 Lot	2-3-2	16-5-6	37-6-3	0-3-0	DNP	DNP	DNP	0-1-0	2-0-0	4-3-0	12-6-3	DNP
at Auburn	02/05/2023	54-51 W	10-10-1	7-6-4	14-9-0	1-1-1	DNP	DNP	0-0-0	4-2-0	0-0-0	7-3-1	11-4-0	0-2-0
at Vanderbilt	02/09/2023	70-78 L	7-1-1	2-4-4	12-7-0	0-4-1	DNP	DNP	DNP	0-0-0	DNP	18-5-0	31-3-1	0-5-1
Missouri	02/12/2023	61-33 W	6-2-0	6-2-2	14-9-2	3-4-1	0-0-0	0-0-0	0-0-0	3-1-0	0-0-0	18-5-0	11-3-3	0-3-1
Tennessee	02/16/2023	67-87 L	6-4-1	10-1-9	25-1-0	0-2-0	DNP	DNP	0-0-0	4-5-0	0-2-0	14-3-0	5-5-5	3-1-0
at Georgia	02/19/2023	48-71 L	6-7-3	0-0-2	16-7-0	0-1-0	DNP	DNP	DNP	0-2-1	DNP	21-0-1	3-4-6	2-3-0
at Mississippi St.	02/23/2023	73-87 L	7-11-0	25-2-1	9-5-1	2-1-1	DNP	DNP	DNP	0-6-0	4-6-0	9-4-0	17-2-4	0-0-0
Texas A&M	02/26/2023	78-65 W	9-4-5	19-5-5	12-5-1	0-2-0	DNP	DNP	0-0-0	9-3-0	2-0-0	8-6-0	12-4-4	7-3-0
vs Missouri	03/02/2023	85-74 W	6-11-5	19-5-4	4-2-1	3-4-0	DNP	DNP	DNP	0-0-0	2-5-3	34-3-0	17-2-3	0-0-0
vs South Carolina	03/03/2023	66-93 L	22-4-4	16-2-1	8-1-3	0-7-0	DNP	DNP	DNP	2-1-0	2-1-2	4-3-0	12-2-1	0-0-0
Louisiana Tech	03/16/2023	69-47 W	3-11-3	14-6-11	14-6-3	0-4-0	0-0-0	0-1-0	0-0-0	6-3-0	8-2-0	17-5-1	5-3-2	2-0-0
SFA	03/20/2023	60-37 W	5-9-3	27-2-2	6-6-0	0-10-3	0-0-0	0-0-0	0-0-0	9-2-0	0-4-0	0-2-1	11-7-3	2-1-1
Texas Tech	03/24/2023	71-66 W	8-9-2	10-3-3	5-10-2	0-1-0	DNP	DNP	DNP	8-1-2	2-3-1	17-1-2	21-8-3	0-1-0
at Kansas	03/26/2023	64-78 L	3-6-1	12-4-0	13-8-2	0-2-1	DNP	DNP	DNP	5-3-0	0-1-1	10-2-1	21-5-1	0-4-1

2022-23 SPECIALTY STATS (ARKANSAS/OPPONENT)

Opponent	Result	Pts Off	Pts in	2nd	Fast	Bench	Ties	Lead	Best Ark	Opp Best	Ark	Opp
		TO	Paint	Chance	Break			Chng	Ark Largest Lead	Run	Led	Led
at Ark - Pine Bluff	W, 70-50	18 / 7	32 / 24	15 / 11	16 / 8	15 / 12	0	2	34 2:48	3rd	17-0	1:20
CENTRAL ARK.	W, 72-34	16 / 2	32 / 14	5 / 3	7 / 3	24 / 14	2	1	40 0:56	4th	15-0	1:06
TULSA	W, 79-70	19 / 7	26 / 28	9 / 0	21 / 5	15 / 13	2	3	15 1:38	1st	9-0	1:11
KENT STATE	W, 80-59	11 / 7	38 / 28	12 / 2	13 / 10	15 / 26	2	3	27 8:04	4th	14-0	1:27
at Little Rock	W, 93-49	19 / 16	38 / 16	10 / 3	9 / 8	24 / 10	1	1	45 9:05	4th	11-0	0:20
NAU!	W, 82-73	29 / 19	44 / 30	10 / 5	9 / 20	10 / 28	2	9	18 0:18	3rd	12-0	10:10
Clemson!	W, 76-62	16 / 144	28 / 28	7 / 6	21 / 0	4 / 16	7	2	21 6:58	4th	12-0	2:18
#25 Kansas State!	W, 69-53	10 / 4	30 / 14	7 / 6	6 / 7	6 / 10	3	1	24 1:02	3rd	9-0	4:40
TROY	W, 87-70	25 / 13	40 / 20	9 / 14	20 / 17	17 / 13	3	0	27 4:18	3rd	9-0	0:00
ORAL ROBERTS	W, 92-58	15 / 7	42 / 36	10 / 10	20 / 13	16 / 8	1	3	36 2:06	4th	14-0	1:14
LAMAR	W, 63-50	12 / 9	26 / 20	8 / 10	11 / 14	2 / 14	7	7	13 0:13	4th	9-0	10:24
ARKANSAS ST.	W, 77-63	21 / 13	40 / 18	16 / 4	5 / 4	16 / 18	1	0	16 8:05	3rd	9-0	0:00
at #16 Creighton	W, 83-75	11 / 12	26 / 24	11 / 14	10 / 9	10 / 17	1	4	11 2:35	3rd	11-0	12:53
#16 Oregon\$	L, 85-78	15 / 8	26 / 40	12 / 18	11 / 15	13 / 13	9	7	7 5:05	2nd	6-0	13:38
USF\$	L (OT), 66-65	11 / 10	26 / 28	4 / 12	10 / 6	2 / 11	9	14	10 9:30	3rd	11-0	15:41
#9 LSU*	L, 69-45	10 / 9	22 / 30	7 / 22	9 / 15	4 / 10	1	4	1 8:09	1st	5-0	34:31
at Kentucky*	W, 71-50	33 / 10	34 / 28	9 / 9	4 / 10	12 / 8	4	2	27 2:45	3rd	16-0	0:35
FLORIDA*	W, 102-74	12 / 10	34 / 28	16 / 16	12 / 9	23 / 23	5	7	29 0:59	4th	11-0	1:29
at Missouri*	W, 77-55	10 / 6	40 / 22	11 / 8	0 / 7	5 / 10	0	1	25 2:17	4th	15-0	10:06
VANDERBILT*	W, 84-81	11 / 9	38 / 26	6 / 15	21 / 17	3 / 13	9	5	9 7:14	4TH	8-0	5:55
at #3 LSU*	L, 79-76	13 / 10	34 / 42	10 / 23	20 / 12	15 / 5	2	2	3 6:23	4th	7-0	35:15
at #1 South Carolina*	L, 92-46	4 / 13	22 / 40	0 / 37	10 / 15	7 / 38	0	4	1 9:27	1st	5-0	39:03
ALABAMA*	L, 69-66	15 / 14	22 / 34	7 / 6	12 / 7	3 / 18	6	10	6 6:50	1st	11-0	33:56
OLE MISS*	L (OT), 76-73	17 / 17	34 / 52	3 / 21	5 / 5	2 / 18	8	11	19 1:47	2nd	13-0	6:01
at Auburn	W, 54-51	12 / 8	20 / 16	10 / 8	7 / 9	5 / 25	2	0	15 7:14	2nd	8-0	0:00
at Vanderbilt	L, 78-70	18 / 16	36 / 36	8 / 14	6 / 8	0 / 8	1	7	2 8:47	1st	8-0	36:53
MISSOURI	W, 61-33	24 / 16	18 / 18	5 / 8	5 / 4	6 / 13	1	1	32 8:50	4th	12-0	0:54
TENNESSEE	L, 87-67	15 / 7	36 / 34	9 / 17	10 / 10	7 / 22	0	0	0 10:00	1st	6-0	0:00
at Georgia	L, 71-48	14 / 18	18 / 38	11 / 18	0 / 5	2 / 27	3	2	1 8:35	1st	7-0	37:13
at Mississippi State	L, 87-73	9 / 14	28 / 34	13 / 11	13 / 11	6 / 26	0	0	0 10:00	1st	12-0	39:35
TEXAS A&M	W, 78-65	12 / 8	22 / 14	6 / 16	3 / 1	18 / 20	0	0	23 4:59	3rd	8-0	0:00
Missouri	W, 85-74	15 / 20	22 / 22	10 / 6	9 / 2	5 / 17	7	16	12 0:46	4th	16-0	18:24
#1 South Carolina	L, 93-66	9 / 13	18 / 60	12 / 16	2 / 9	4 / 43	2	1	2 9:33	1st	7-0	0:16
LOUISIANA TECH	W, 69-47	9 / 6	30 / 30	11 / 14	11 / 0	16 / 13	0	0	23 1:41	4th	9-0	0:00
SFA	W, 60-37	17 / 7	18 / 16	18 / 0	20 / 0	11 / 11	0	1	28 4:14	4th	14-0	5:11
TEXAS TECH	W, 71-66	17 / 20	14 / 18	16 / 8	15 / 2	10 / 15	4	6	15 4:42	1st	15-0	8:12
Kansas	L, 78-64	4 / 13	26 / 46	6 / 9	7 / 11	5 / 2	0	0	0 10:00	1st	7-0	39:22



2022-23 Arkansas Women's Basketball
Player Highs Analysis
All games

Page 1/5
as of Mar 29, 2023

Arkansas - Individual Game Highs

POINTS	37		Erynn Barnum vs Ole Miss (01/29/2023)
	34		Chrissy Carr vs Missouri (N) (03/02/2023)
	32		Samara Spencer vs Oral Roberts (12/04/2022)
	31		Makayla Daniels at Vanderbilt (02/09/2023)
	27		Samara Spencer vs SFA (03/20/2023)
	27		Samara Spencer vs Northern Ariz. (N) (11/24/2022)
	27		Erynn Barnum vs Tulsa (11/14/2022)
FIELD GOALS MADE	13		Erynn Barnum vs Ole Miss (01/29/2023)
	11		Chrissy Carr vs Missouri (N) (03/02/2023)
	11		Makayla Daniels at Vanderbilt (02/09/2023)
FIELD GOAL ATTEMPTS	23		Makayla Daniels at Vanderbilt (02/09/2023)
	21		Erynn Barnum vs Ole Miss (01/29/2023)
	21		Samara Spencer vs Northern Ariz. (N) (11/24/2022)
FIELD GOAL PERCENTAGE (min 5 made)	1.000	(8-8)	Erynn Barnum vs Arkansas St. (12/11/2022)
	1.000	(5-5)	Erynn Barnum at Little Rock (11/20/2022)
3 PT FG MADE	6		Chrissy Carr vs Missouri (N) (03/02/2023)
	6		Samara Spencer vs Oral Roberts (12/04/2022)
3 PT FG ATTEMPTS	13		Chrissy Carr vs Louisiana Tech (03/16/2023)
	13		Chrissy Carr at Georgia (02/19/2023)
3 PT FG PERCENTAGE (min 2 made)	1.000	(2-2)	Rylee Langerman vs Oregon (N) (12/20/2022)
	.750	(6-8)	Chrissy Carr vs Missouri (N) (03/02/2023)
	.750	(6-8)	Samara Spencer vs Oral Roberts (12/04/2022)
	.750	(3-4)	Erynn Barnum vs Oregon (N) (12/20/2022)
	.750	(3-4)	Makayla Daniels at Little Rock (11/20/2022)
FREE THROWS MADE	9		Samara Spencer vs SFA (03/20/2023)
	9		Erynn Barnum vs Central Ark. (11/11/2022)
FREE THROW ATTEMPTS	16		Samara Spencer vs Lamar University (12/08/2022)
	13		Samara Spencer at Mississippi St. (02/23/2023)
	13		Erynn Barnum vs Ole Miss (01/29/2023)
	13		Erynn Barnum at Ark.-Pine Bluff (11/07/2022)
FREE THROW PERCENTAGE (min 3 made)	1.000	(9-9)	Erynn Barnum vs Central Ark. (11/11/2022)
	1.000	(8-8)	Makayla Daniels vs Missouri (N) (03/02/2023)
	1.000	(7-7)	Erynn Barnum at Kansas (03/26/2023)
	1.000	(6-6)	Chrissy Carr vs Missouri (N) (03/02/2023)
	1.000	(5-5)	Erynn Barnum at LSU (01/19/2023)
	1.000	(5-5)	Jersey Wolfenbarger vs Oral Roberts (12/04/2022)
	1.000	(4-4)	Chrissy Carr vs South Carolina (N) (03/03/2023)
	1.000	(4-4)	Makayla Daniels at Mississippi St. (02/23/2023)
	1.000	(4-4)	Erynn Barnum at Vanderbilt (02/09/2023)
	1.000	(4-4)	Chrissy Carr at Creighton (12/17/2022)
	1.000	(4-4)	Makayla Daniels vs Troy (12/01/2022)
	1.000	(4-4)	Chrissy Carr at Little Rock (11/20/2022)
	1.000	(3-3)	Erynn Barnum at Mississippi St. (02/23/2023)
	1.000	(3-3)	Makayla Daniels vs Tennessee (02/16/2023)
	1.000	(3-3)	Saylor Poffenbarger vs Florida (01/05/2023)
	1.000	(3-3)	Makayla Daniels vs Kansas St. (N) (11/26/2022)
REBOUNDS	13		Saylor Poffenbarger vs Oral Roberts (12/04/2022)
	12		Saylor Poffenbarger vs Lamar University (12/08/2022)
	12		Jersey Wolfenbarger vs Oral Roberts (12/04/2022)
ASSISTS	11		Samara Spencer vs Louisiana Tech (03/16/2023)
	10		Samara Spencer vs Oregon (N) (12/20/2022)
STEALS	5		Makayla Daniels vs Tennessee (02/16/2023)
	5		Erynn Barnum vs Clemson (N) (11/25/2022)
BLOCKED SHOTS	4		Jersey Wolfenbarger vs Oral Roberts (12/04/2022)
	3		Jersey Wolfenbarger vs SFA (03/20/2023)
	3		Saylor Poffenbarger vs Tennessee (02/16/2023)
	3		Erynn Barnum vs Missouri (02/12/2023)
	3		Chrissy Carr at South Carolina (01/22/2023)
	3		Erynn Barnum at Kentucky (01/01/2023)
	3		Jersey Wolfenbarger vs Lamar University (12/08/2022)
	3		Saylor Poffenbarger vs Lamar University (12/08/2022)
	3		Maryam Dauda vs Northern Ariz. (N) (11/24/2022)
	3		Saylor Poffenbarger vs Kent St. (11/17/2022)
	3		Erynn Barnum vs Central Ark. (11/11/2022)
TURNOVERS	12		Erynn Barnum vs Missouri (02/12/2023)
	8		Samara Spencer vs Clemson (N) (11/25/2022)
FOULS	5		Chrissy Carr vs Texas A&M (02/26/2023)
	5		Saylor Poffenbarger vs Texas A&M (02/26/2023)
	5		Samara Spencer at Mississippi St. (02/23/2023)
	5		Saylor Poffenbarger at Vanderbilt (02/09/2023)
	5		Saylor Poffenbarger at Auburn (02/05/2023)
	5		Makayla Daniels vs Ole Miss (01/29/2023)
	5		Chrissy Carr vs Ole Miss (01/29/2023)
	5		Samara Spencer vs Oregon (N) (12/20/2022)



0 Taliah Scott | Fr. | 5-9 | G | Orange Park, Fla. (St. Johns Country Day School)

SCOTT BENCHMARK STATS

2022-23 SEASON HIGHS

N/A

CAREER HIGHS

N/A

SEC HIGHS

N/A

NOTABLES

Stat	23-24	Career
Double Figure Pts	-	-
Double Figure Rebs	-	-
Double-Doubles	-	-
5+ Assists	-	-
3+ Blocks	-	-
3+ Steals	-	-
Led Team in Pts	-	-
Led Team in Reb	-	-
20+ Points	-	-
30+ Points	-	-

* Most Recent

GAME NOTES

- No. 11 ranked player in the 2023 HoopGurlz Recruiting Rankings – ESPNW 100 and five-star prospect
- Named McDonald's All-American and played in the game in Houston
- Gatorade Florida Girls Basketball Player of the Year and Florida Dairy Farmers Miss Basketball
- Finished high school with 2,735 points, which is the third most points scored by a NE Florida girls basketball player
- Led the country in scoring for the majority of the year during her senior year with an incredible 36.2 points, 9.2 rebounds, 4.8 assists and 3.0 steals per game at St. Johns Country Day
- Scored 47 points in her final high school game in the state semifinals
- Awarded 3-Point Shootout Champion at the Curry Camp, UA Elite 24 and SLAM Vol. 4

FASTBREAK WITH TALIAH SCOTT

- Daughter of Derrick and Marika Scott
- Her dad played basketball at UNF
- Majoring in psychology
- Was nine when she started playing basketball and seeing her brother play inspired her to do so, while she was doing gymnastics at the time
- Shot her first 3-pointer ever at an Orlando Magic game family shooting contest
- Dedicating this season to her best friend, Mike, who passed away a couple years ago

CAREER STATISTICS



2 Samara Spencer | Jr. | 5-7 | G | Fort Lauderdale, Fla. (St. Thomas Aquinas HS)

2022-23 SEASON HIGHS

SPENCER BENCHMARK STATS

Points	32	vs. Oral Roberts	12-4-22
FG Made	10	at #16 Creighton	12-17-22*
FG Att.	21	vs. NAU	11-24-22
3FG Made	6	vs. Oral Roberts	12-4-22
3FG Att.	11	vs. Tulsa	11-14-22
FT Made	9	vs. SFA	3-20-23
FT Att.	16	vs. Lamar	12-8-22
Off. Reb.	1	vs. Texas Tech	3-24-23*
Def. Reb.	9	at Missouri	1-8-23
Rebounds	9	at Missouri	1-8-23
Assists	11	vs. LA Tech	3-16-23
Blocks	2	vs. Missouri	3-2-23*
Steals	4	vs. NAU	11-24-22
Minutes	43	vs. Ole Miss	1-29-23

CAREER HIGHS

Points	32	vs. Oral Roberts	12-4-22
FG Made	10	at #16 Creighton	12-17-22*
FG Att.	21	vs. NAU	11-24-22*
3FG Made	6	vs. Oral Roberts	12-4-22
3FG Att.	11	vs. Tulsa	11-14-22
FT Made	9	vs. SFA	3-20-23
FT Att.	16	vs. Lamar	12-8-22
Off. Reb.	2	vs. #1 SC	3-4-22*
Def. Reb.	9	at Missouri	1-8-23
Rebounds	9	at Missouri	1-8-23
Assists	11	vs. LA Tech	3-16-23
Blocks	2	vs. Missouri	3-2-23*
Steals	4	vs. NAU	11-24-22*
Minutes	43	vs. Ole Miss	1-29-23*

SEC HIGHS

Points	25	at Miss. State	2-23-23
FG Made	9	vs. Vanderbilt	1-16-23*
FG Att.	21	at Missouri	2-13-22*
3FG Made	5	vs. Miss. State	1-23-22
3FG Att.	8	vs. Texas A&M	2-26-23*
FT Made	6	at Miss. State	2-27-22*
FT Att.	13	at Miss. State	2-23-23
Off. Reb.	2	vs. #1 SC	3-4-22*
Def. Reb.	9	at Missouri	1-8-23
Rebounds	9	at Missouri	1-8-23
Assists	9	vs. Tennessee	2-16-23
Blocks	2	vs. Missouri	3-2-23
Steals	3	at Miss. State	2-23-23*
Minutes	43	vs. Ole Miss	1-29-23*

NOTABLES

Stat	21-22	22-23	23-24	Career
Double Figure Pts	20	27	-	47
Double Figure Rebs	-	-	-	-
Double-Doubles	-	2	-	2
5+ Assists	5	13	-	18
3+ Blocks	-	-	-	-
3+ Steals	2	4	-	6
Led Team in Pts	5	14	-	19
Led Team in Reb	1	2	-	3
20+ Points	3	8	-	11
30+ Points	-	1	-	1

* Most Recent

GAME NOTES

- Leading returning scorer with 14.4 PPG and a team-leading 154 assists last season
- Averaged 15.8 points, 3.7 rebounds and 4.0 assists/gm in the four Postseason WNIT games
- Finished the year with 12 points and four boards at Kansas in the WNIT Great 8
- Registered eighth 20-piece of the year with 27 points & four 3-pointers vs. SFA in WNIT Second Round
- Logged a near triple-double with 14 points, 11 assists and six rebounds vs. LA Tech in WNIT First Round
- Fifth in assists (4.3) and free throw attempts (182), seventh in field goal attempts (459), 10th in assist/turnover ratio (1.4) and 15th in scoring (14.4) in the SEC
- In the NCAA, 40th in total assists (154), which is the seventh most in single season as a Razorback
- Named 2022 SEC Freshman of the Year, first Arkansas player since 2009 (C'eria Ricketts)
- Won SEC Freshman of the Week four times
- Has registered 11 career 20-point games

FASTBREAK WITH SAMARA SPENCER

- Majoring in recreation and sport management
- Realized she wanted to play basketball when she saw her was watching a Tennessee WBB game when she was 7
- Loves to take pictures as a hobby
- Wears #2 because it's her favorite number
- Most notable skills on court: speed and IQ
- Proudest accomplishment in basketball: winning SEC Freshman of the Year

#2 SPENCER, Samara

Opponent	Date	GS	MIN	Total		3-Pointers		Free throws		Rebounds		PF	A	TO	BLK	STL	PTS	AVG			
				FG-FGA	PCT	3FG-3FGA	PCT	FT-FTA	PCT	OFF	DEF								TOT	AVG	
at Ark.-Pine Bluff	11/07/2022	*	31:00	6-16	.375	1-7	.143	2-8	.250	0	4	4	4	4	1	0	0	15.0			
Central Ark.	11/11/2022	*	18:51	1-5	.200	0-2	.000	3-7	.429	0	2	2	3	3	2	0	5	10.0			
Tulsa	11/14/2022	*	39:04	3-16	.188	3-11	.273	4-6	.667	0	3	3	3	0	4	2	0	13.0			
Kent St.	11/17/2022	*	28:15	8-13	.615	3-6	.500	3-4	.750	0	7	7	4	1	7	2	0	22.0			
at Little Rock	11/20/2022	*	30:08	4-9	.444	0-4	.000	3-4	.750	0	7	7	4	6	1	6	0	11.0			
vs Northern Ariz.	11/24/2022	*	39:29	10-21	.476	3-7	.429	4-6	.667	0	4	4	4	5	1	2	2	27.0			
vs Clemson	11/25/2022	*	27:30	1-5	.200	0-2	.000	1-6	.167	0	5	5	4	6	3	6	8	0	3.0		
vs Kansas St.	11/26/2022	*	30:17	3-11	.273	0-6	.000	0-0	.000	1	7	8	5	0	4	3	0	6.0			
Troy	12/01/2022	*	27:47	8-15	.533	3-8	.375	0-3	.000	0	3	3	4	8	1	6	3	0	19.0		
Oral Roberts	12/04/2022	*	30:40	10-17	.588	6-8	.750	6-12	.500	1	1	2	4	5	1	3	2	1	33.0		
Lamar University	12/08/2022	*	33:45	5-10	.500	1-3	.333	6-16	.375	0	0	0	4	1	4	5	0	0	17.0		
Arkansas St.	12/11/2022	*	40:00	5-12	.417	2-5	.400	7-10	.700	0	4	4	4	1	0	4	4	1	29.0		
at Creighton	12/17/2022	*	36:38	10-17	.588	5-7	.714	1-4	.250	0	4	4	4	1	3	4	1	0	26.0		
vs Oregon	12/20/2022	*	38:40	6-18	.333	2-6	.333	6-8	.750	0	7	7	4	3	5	10	2	0	12.0		
vs South Fla.	12/21/2022	*	42:03	1-9	.111	0-5	.000	7-9	.778	0	6	6	4	4	1	3	4	2	1	9.0	
LSU	12/29/2022	*	34:09	7-15	.467	3-7	.429	0-4	.000	0	1	1	4	2	1	4	0	1	17.0		
at Kentucky	01/01/2023	*	33:22	1-8	.125	1-4	.250	3-4	.750	0	2	2	4	1	2	5	1	0	2.0		
Florida	01/05/2023	*	34:19	6-11	.545	3-5	.600	1-1	1.000	0	4	4	4	1	2	6	4	0	16.0		
at Missouri	01/08/2023	*	34:29	1-5	.200	0-4	.000	0-0	.000	0	9	9	4	3	1	6	0	0	2.0		
Vanderbilt	01/16/2023	*	37:55	9-15	.600	2-6	.333	3-4	.750	1	4	5	4	4	2	3	3	1	0	23.0	
at LSU	01/19/2023	*	35:27	5-15	.333	1-6	.167	2-2	1.000	0	2	2	4	2	3	6	0	0	1.0	13.0	
at South Carolina	01/22/2023	*	29:26	7-15	.467	1-3	.333	0-0	.000	0	1	1	4	1	0	1	0	1	0	15.0	
Alabama	01/26/2023	*	34:53	4-10	.400	2-3	.667	2-2	1.000	0	2	2	4	0	2	7	0	2	12.0		
Ole Miss	01/29/2023	*	42:57	6-13	.462	2-5	.400	2-2	1.000	0	5	5	4	0	1	6	3	1	3	16.0	
at Auburn	02/05/2023	*	35:48	1-8	.125	0-4	.000	5-6	.833	0	6	6	4	1	3	4	7	0	1	7.0	
at Vanderbilt	02/09/2023	*	37:31	1-8	.125	0-2	.000	0-0	.000	0	4	4	4	1	2	4	3	0	1	2.0	
Missouri	02/12/2023	*	28:10	2-6	.333	0-3	.000	2-2	1.000	0	2	2	4	0	2	1	0	2	6.0		
Tennessee	02/16/2023	*	33:49	4-13	.308	1-6	.167	1-2	.500	0	1	1	3	9	2	9	2	0	1	10.0	
at Georgia	02/19/2023	*	36:05	0-8	.000	0-8	.000	0-0	.000	0	0	0	3	8	2	5	0	1	0	13.0	
at Mississippi St.	02/23/2023	*	32:01	8-14	.571	4-7	.571	5-13	.385	0	2	2	3	7	5	1	2	0	3	25.0	
Texas A&M	02/26/2023	*	35:31	7-15	.467	3-8	.375	2-5	.400	1	4	5	3	8	0	5	3	0	0	19.0	
vs Missouri	03/02/2023	*	35:43	6-15	.400	2-7	.286	5-7	.714	0	5	5	3	8	0	4	0	2	0	19.0	
vs South Carolina	03/03/2023	*	26:14	7-17	.412	2-4	.500	0-0	.000	0	2	2	3	8	1	1	3	0	2	14.0	
Louisiana Tech	03/16/2023	*	34:03	5-14	.357	2-4	.500	2-3	.667	0	6	6	3	8	1	11	3	1	0	14.0	
SFA	03/20/2023	*	35:28	7-18	.389	4-8	.500	9-11	.818	0	2	2	3	8	1	2	4	0	1	27.0	
Texas Tech	03/24/2023	*	36:60	3-10	.300	1-5	.200	3-10	.300	1	2	3	3	8	2	3	3	0	2	10.0	
at Kansas	03/26/2023	*	37:39	5-12	.417	2-5	.400	0-1	.000	1	3	4	3	8	1	0	7	0	0	12.0	
Totals			37	1256:07	183-459	.399	65-201	.323	100-182	.549	6	133	139	38	70	154	112	10	41	531	14.4

Player Averages

Games Played	Minutes/game	Points/game	FG Pct	3FG Pct	FT Pct	Rebounds/game	Assists/game	Turnovers/game	Assist/Turnover ratio	Steals/game	Blocks/game
37	33.9	14.4	39.9	32.3	54.9	3.8	4.2	3.0	1.4	1.1	0.3

CAREER STATISTICS

				Field Goals		3-Point		F-Throws		Rebounds								Scoring		
SEASON	TEAM	GP-GS	MIN/AVG	FG-FGA	FG%	3FG-3FGA	3FG%	FT-FTA	FT%	OFF	DEF	TOT	AVG	PF-FO	A	TO	BLK	STL	PTS	AVG
2021-22	Ark	31-27	930/30.0	138-325	.425	44-128	.344	59-98	.602	18	96	114	3.7	49-0	96	82	8	36	379	12.2
2022-23	Ark	37-37	1256/33.9	183-459	.399	65-201	.323	100-182	.549	6	133	139	3.8	70-2	154	112	10	41	531	14.4
TOTAL		68-64	2186/32.2	321-784	.409	109-329	.331	159-280	.568	24	229	253	3.7	119-2	250	194	18	77	910	13.4



4 Saylor Poffenbarger | R-So. | 6-2 | G | Middletown, Conn. (Middletown HS | UConn)

POFFENBARGER BENCHMARK STATS

2022-23 SEASON HIGHS

Points	24	at Missouri	1-8-23
FG Made	8	at Missouri	1-8-23*
FG Att.	17	at Kentucky	1-1-23
3FG Made	3	vs. No. 1/1 SC	3-3-23*
3FG Att.	9	at UAPB	11-7-22
FT Made	7	vs. Vanderbilt	1-16-23
FT Att.	8	vs. Vanderbilt	1-16-23
Off. Reb.	4	at #16 Creighton	12-17-22
Def. Reb.	13	vs. Oral Roberts	12-4-22
Rebounds	13	vs. Oral Roberts	12-14-22
Assists	6	vs. #25 K-State	11-26-22
Blocks	3	vs. Tennessee	2-16-23*
Steals	2	vs. Texas A&M	2-26-23*
Minutes	43	vs. Ole Miss	1-29-23

CAREER HIGHS

Points	24	at Missouri	1-8-23
FG Made	8	at Missouri	1-8-23*
FG Att.	17	at Kentucky	1-1-23
3FG Made	3	vs. No. 1/1 SC	3-3-23*
3FG Att.	9	at UAPB	11-7-22
FT Made	6	at Missouri	1-8-23
FT Att.	7	at Missouri	1-8-23
Off. Reb.	4	at #16 Creighton	12-17-22
Def. Reb.	13	vs. Oral Roberts	12-4-22
Rebounds	13	vs. Oral Roberts	12-14-22
Assists	6	vs. #25 K-State	11-26-22
Blocks	3	vs. Tennessee	2-16-23*
Steals	2	vs. Texas A&M	2-26-23*
Minutes	43	vs. Ole Miss	1-29-23

SEC HIGHS

Points	24	at Missouri	1-8-23
FG Made	8	at Missouri	1-8-23*
FG Att.	17	at Kentucky	1-1-23
3FG Made	3	vs. No. 1/1 SC	3-3-23*
3FG Att.	7	vs. No. 1/1 SC	3-3-23*
FT Made	7	vs. Vanderbilt	1-16-23
FT Att.	8	vs. Vanderbilt	1-16-23
Off. Reb.	2	vs. Alabama	1-26-23*
Def. Reb.	10	at Miss. State	2-23-23*
Rebounds	11	vs. Missouri	3-2-23*
Assists	5	vs. Texas A&M	2-26-23
Blocks	3	vs. Tennessee	2-16-23
Steals	2	vs. Texas A&M	2-26-23
Minutes	43	vs. Ole Miss	1-29-23

NOTABLES

Stat	22-23	23-24	Career
Double Figure Pts	13	-	13
Double Figure Rebs	9	-	9
Double-Doubles	4	-	4
5+ Assists	6	-	6
3+ Blocks	2	-	2
3+ Steals	-	-	-
Led Team in Pts	4	-	4
Led Team in Reb	15	-	15
20+ Points	2	-	2
30+ Points	-	-	-

* Most Recent

GAME NOTES

- Named to SEC All-Freshman Team and was a five-time SEC Freshman of the Week winner
- Led the team in rebounds and blocks last season
- Averaged 14.0 points, 7.5 rebounds and 1.0 block per game at SEC Tournament
- Single-season defensive rebound record holder (225) and No. 2 in individual season rebounds (255)
- Her four double-doubles was the most on the team
- Tallied career-high 24 points and six rebounds at Missouri and later had 23 vs. No. 1 South Carolina in the SEC Tournament
- Ranked third in defensive rebounds/game (6.1), eighth in minutes (32.4) & 11th in rebounds (6.9) in SEC
- A versatile player who can be put in positions one through five during a game
- Transferred to Arkansas midyear during 2021-22 season from UConn where she enrolled early out of high school

FASTBREAK WITH SAYLOR POFFENBARGER

- Majoring in communication
- Switched to No. 4 this season to honor her brother, Fordham, who passed away when he was 4
- Also playing for Ella Bresee, her best friend who passed away from brain cancer
- Comes from an athletic family: mother, Amy, played basketball at Missouri and was a huge influence on Saylor's basketball journey, and three of her brothers play quarterback: Reese - starting quarterback for Albany, Brittin - sophomore in HS football and Higgins - fifth grade football player
- Played against teammate Makayla Daniels a few times in high school, growing up 10 miles from her
- Favorite movie: Legally Blonde

#0 POFFENBARGER, Saylor

Opponent	Date	GS	MIN	Total		3-Pointers		Free throws		Rebounds			PF	A	TO	BLK	STL	PTS	AVG		
				FG-FGA	PCT	3FG-3FGA	PCT	FT-FTA	PCT	OFF	DEF	TOT								AVG	
at Ark.-Pine Bluff	11/07/2022	*	27:35	3-14	.214	2-9	.222	3-6	.500	2	6	8	8.0	1	2	2	1	0	11	11.0	
Central Ark.	11/11/2022	*	30:24	0-5	.000	0-3	.000	2-4	.500	0	7	7	7.5	1	1	2	2	0	2	6.5	
Tulsa	11/14/2022	*	28:35	1-4	.250	0-2	.000	0-0	.000	2	8	10	8.3	4	3	0	0	1	2	5.0	
Kent St.	11/17/2022	*	29:51	0-7	.000	0-3	.000	2-2	1.000	1	5	6	7.8	0	1	1	3	1	2	4.3	
at Little Rock	11/20/2022	*	27:53	3-4	.750	0-1	.000	3-4	.750	0	9	9	8.0	3	1	3	0	0	9	5.2	
vs Northern Ariz.	11/24/2022	*	31:41	4-10	.400	2-6	.333	3-4	.750	2	3	5	7.5	3	2	4	1	1	13	6.5	
vs Clemson	11/25/2022	*	37:48	5-8	.625	2-4	.500	3-4	.750	0	9	9	7.7	2	1	4	0	1	15	7.7	
vs Kansas St.	11/26/2022	*	35:26	3-8	.375	2-4	.500	1-2	.500	1	5	6	7.5	2	6	2	2	1	9	7.9	
Troy	12/01/2022	*	24:18	3-8	.375	1-4	.250	2-2	1.000	0	3	3	7.0	1	5	3	1	0	9	8.0	
Oral Roberts	12/04/2022	*	26:09	5-11	.455	1-3	.333	3-4	.750	0	13	13	7.6	4	5	0	1	0	14	8.6	
Lamar University	12/08/2022	*	37:37	7-13	.538	2-5	.400	1-3	.333	2	10	12	8.0	3	3	5	3	2	17	9.4	
Arkansas St.	12/11/2022	*	36:55	0-11	.000	0-8	.000	1-2	.500	0	9	9	8.1	1	5	1	1	1	1	8.7	
at Creighton	12/17/2022	*	37:44	6-16	.375	2-7	.286	2-3	.667	4	7	11	8.3	3	3	6	0	2	16	9.2	
vs Oregon	12/20/2022	*	34:09	2-9	.222	1-6	.167	0-0	.000	1	10	11	8.5	3	3	2	1	1	5	8.9	
vs South Fla.	12/21/2022	*	39:28	1-5	.200	1-4	.250	0-0	.000	0	7	7	8.4	1	3	0	1	1	3	8.5	
LSU	12/29/2022	*	20:03	0-5	.000	0-1	.000	1-2	.500	0	3	3	8.1	4	1	1	0	0	1	8.1	
at Kentucky	01/01/2023	*	33:57	8-17	.471	0-3	.000	1-1	1.000	2	5	7	8.0	2	3	6	2	0	17	8.6	
Florida	01/05/2023	*	17:42	6-8	.750	1-2	.500	3-3	1.000	1	7	8	8.0	3	2	2	1	0	16	9.0	
at Missouri	01/08/2023	*	35:36	8-16	.500	2-7	.286	6-7	.857	1	5	6	7.9	1	1	2	1	0	24	9.8	
Vanderbilt	01/16/2023	*	36:15	3-11	.273	0-4	.000	7-8	.875	1	4	5	7.8	3	1	2	0	1	13	10.0	
at LSU	01/19/2023	*	32:44	2-4	.500	0-1	.000	0-0	.000	0	2	2	7.5	4	1	2	2	0	5	9.7	
at South Carolina	01/22/2023	*	27:14	0-3	.000	0-1	.000	0-0	.000	0	1	1	7.2	1	2	2	1	0	0	9.3	
Alabama	01/26/2023	*	38:21	3-9	.333	3-5	.600	3-4	.750	2	3	5	7.1	2	3	5	2	0	12	9.4	
Ole Miss	01/29/2023	*	43:22	1-7	.143	0-2	.000	0-0	.000	1	2	3	6.9	1	2	2	2	0	2	9.1	
at Auburn	02/05/2023	*	37:57	3-10	.300	1-5	.200	3-6	.500	0	10	10	7.0	5	1	3	0	1	10	9.1	
at Vanderbilt	02/09/2023	*	30:42	3-6	.500	0-3	.000	1-2	.500	0	1	1	6.8	5	1	1	1	0	7	9.0	
Missouri	02/12/2023	*	35:46	2-9	.222	1-3	.333	1-2	.500	0	2	2	6.6	2	0	1	1	0	6	8.9	
Tennessee	02/16/2023	*	31:25	3-9	.333	0-3	.000	0-0	.000	1	3	4	6.5	0	1	0	3	0	6	8.8	
at Georgia	02/19/2023	*	35:29	3-11	.273	0-6	.000	0-0	.000	0	7	7	6.6	3	3	2	0	1	6	8.7	
at Mississippi St.	02/23/2023	*	32:31	2-8	.250	1-3	.333	2-3	.667	1	10	11	6.7	2	0	0	1	1	7	8.7	
Texas A&M	02/26/2023	*	29:49	3-6	.500	3-5	.600	0-0	.000	0	4	4	6.6	5	5	1	1	2	9	8.7	
vs Missouri	03/02/2023	*	39:08	3-11	.273	0-4	.000	0-0	.000	2	9	11	6.8	2	5	2	1	0	6	8.6	
vs South Carolina	03/03/2023	*	35:11	7-11	.636	3-7	.429	5-6	.833	0	4	4	6.7	4	4	2	1	0	22	9.0	
Louisiana Tech	03/16/2023	*	27:53	1-7	.143	1-5	.200	0-0	.000	0	11	11	6.8	0	3	0	0	1	3	8.8	
SFA	03/20/2023	*	23:39	2-11	.182	1-5	.200	0-1	.000	1	8	9	6.9	2	3	2	1	0	5	8.7	
Texas Tech	03/24/2023	*	35:50	2-9	.222	2-8	.250	2-2	1.000	2	7	9	6.9	1	2	1	1	1	8	8.7	
at Kansas	03/26/2023	*	23:57	1-8	.125	0-4	.000	1-1	1.000	0	6	6	6.9	3	1	2	1	0	3	8.5	
Totals			37	1190:04	109-329	.331	36-157	.229	62-88	.705	30	225	255	6.9	87	89	76	40	20	316	8.5

Player Averages

Games Played	Minutes/game	Points/game	FG Pct	3FG Pct	FT Pct	Rebounds/game	Assists/game	Turnovers/game	Assist/Turnover ratio	Steals/game	Blocks/game
37	32.2	8.5	.331	.229	.705	6.9	2.4	2.1	1.2	0.5	1.1

CAREER STATISTICS

				Field Goals		3-Point		F-Throws		Rebounds								Scoring		
SEASON	TEAM	GP-GS	MIN/AVG	FG-FGA	FG%	3FG-3FGA	3FG%	FT-FTA	FT%	OFF	DEF	TOT	AVG	PF-FO	A	TO	BLK	STL	PTS	AVG
2020-21	UConn	12-0	33/2.7	2-15	.133	1-11	.091	1-1	1.000	1	3	4	0.3	2-0	0	0	1	0	6	0.5
2022-23	Ark	37-37	1190/32.2	109-329	.331	36-157	.229	62-88	.705	30	225	255	6.9	87-3	89	76	40	20	316	8.5
TOTAL FOR Ark		37-37	1190/32.2	109-329	.331	36-157	.229	62-88	.705	30	225	255	6.9	87-3	89	76	40	20	316	8.5
TOTAL		49-37	1223/25.0	111-344	.323	37-168	.220	63-89	.708	31	228	259	5.3	89-3	89	76	41	20	322	6.6



10 Cristina Sanchez Cerqueira | Fr. | 6-1 | F | Granada, Spain (Segle XXI)

SANCHEZ BENCHMARK STATS

2022-23 SEASON HIGHS

N/A

CAREER HIGHS

N/A

SEC HIGHS

N/A

NOTABLES

Stat	23-24	Career
Double Figure Pts	-	-
Double Figure Rebs	-	-
Double-Doubles	-	-
5+ Assists	-	-
3+ Blocks	-	-
3+ Steals	-	-
Led Team in Pts	-	-
Led Team in Reb	-	-
20+ Points	-	-
30+ Points	-	-

* Most Recent

GAME NOTES

- A member of the Spanish National Team
- Played at FIBA U18 3x3 World Cup in Hungary and the European Youth Olympic Festival 3x3 in Slovenia
- With Segle XXI, played in 26 games during the 2022-23 season, averaging 6.4 points, 5.4 rebounds and 1.3 steals per game
- Efficient rebounder with Segle XXI, logging 15 games with 5+ rebounds
- Earned gold and silver medals at the Andalucian Cup U14
- Chosen to the Andalucias Team three times and won a silver and bronze medal at the nationals cup
- Best rebounder on the U14 nationals club cup

FASTBREAK WITH CRISTINA SANCHEZ CERQUEIRA

- Daughter of Peque and Felix and has a little brother
- Her parents both played basketball and inspire her the most
- Majoring in kinesiology
- She was 13 when she first started playing basketball and was a gymnast before that until she was getting too tall
- Loves going to Jenna Lawrences' family's house for dinner
- Favorite professional team is FCB (Barcelona) and favorite professional athlete is Rafa Nadal

CAREER STATISTICS



13 Sasha Goforth | R-Jr. | 6-1 | G | Fayetteville, Ark. (Oregon State | Fayetteville HS)

GOFORTH BENCHMARK STATS

N/A

GAME NOTES

- Took the 2022-23 season off from basketball
- Finished her first year at Arkansas with 11.5 points, 4.8 rebounds and 2.1 blocks per game
- Her 66 blocks as a sophomore was the third most in school history in a season
- In the SEC, finished fourth in blocks per game, the most among all guards
- Scored a 2021-22 season-best 20 points at Mississippi State while playing all 40 minutes
- Was huge in Arkansas' win vs. Auburn with 16 points and five boards
- Double-doubled against Mississippi State the first game, scoring 13 points & pulling down 12 boards
- An All-Pac 12 Freshman Team selection, averaging 11.6 points and 3.6 rebounds per game

FASTBREAK WITH SASHA GOFORTH

- Daughter of Calvin Goforth, who is her biggest inspiration
- Chose to transfer to Arkansas because she trusts Coach Neighbors
- Being a Razorback to her means having a second family that will go to war for her every night
- Decided to be No. 13 because when she was younger, she found out the number was unlucky and wanted to make it lucky
- Favorite food is any form of potato except sweet potatoes
- Favorite NBA and WNBA players: LeBron James and Breanna Stewart

#13 GOFORTH, Sasha

Opponent	Date	GS	MIN	Total		3-Pointers		Free throws		Rebounds		PF	A	TO	BLK	STL	PTS	AVG			
				FG-FGA	PCT	3FG-3FGA	PCT	FT-FTA	PCT	OFF	DEF								TOT	AVG	
Tarleton St.	11/10/2021	*	22:53	3-8	.375	0-4	.000	2-4	.500	2	3	5	5.0	1	2	1	0	8	8.0		
Ark.-Pine Bluff	11/12/2021	*	19:38	4-6	.667	1-2	.500	2-3	.667	1	3	4	4.5	3	3	1	3	0	11	9.5	
at UConn	11/14/2021	*	30:48	6-17	.353	0-2	.000	5-5	1.000	3	2	5	4.7	1	1	2	1	0	17	12.0	
at Arkansas St.	11/19/2021	*	15:45	3-6	.500	1-2	.500	1-2	.500	0	4	4	4.5	5	1	1	1	0	8	11.0	
SMU	11/22/2021	*	32:21	3-12	.250	0-1	.000	2-10	.200	5	3	8	5.2	1	2	1	2	8	10.4		
Sam Houston	11/27/2021	*	23:13	3-10	.300	0-3	.000	1-1	1.000	2	4	6	5.3	0	4	1	3	1	7	9.8	
Belmont	11/28/2021	*	21:07	4-5	.800	1-2	.500	1-2	.500	0	2	2	4.9	0	1	1	2	0	10	9.9	
at UCF	12/02/2021	*	28:10	5-11	.455	1-3	.333	0-0	.000	1	1	2	4.5	4	3	2	0	1	11	10.0	
California	12/05/2021	*	37:27	6-15	.400	1-4	.250	6-7	.857	1	3	4	4.4	1	0	2	2	3	19	11.0	
Jackson St.	12/09/2021	*	27:11	4-15	.267	1-5	.200	2-5	.400	2	8	10	5.0	4	3	1	2	1	11	11.0	
Little Rock	12/12/2021	*	20:28	4-7	.571	2-3	.667	4-6	.667	3	5	8	5.3	0	1	1	1	0	14	11.3	
vs Central Ark.	12/18/2021	*	22:16	4-6	.667	2-3	.667	7-7	1.000	1	3	4	5.2	1	1	0	2	0	17	11.8	
Creighton	12/21/2021	*	35:18	4-8	.500	2-3	.667	1-2	.500	1	6	7	5.3	4	2	3	4	0	11	11.7	
Tennessee	01/02/2022	*	22:36	4-9	.444	0-2	.000	1-1	1.000	2	2	4	5.2	5	0	2	5	0	9	11.5	
at Vanderbilt	01/06/2022	*	37:03	7-15	.467	1-4	.250	2-4	.500	5	6	11	5.6	2	1	2	1	0	17	11.9	
Missouri	01/09/2022	*	32:10	4-9	.444	1-5	.200	1-2	.500	0	1	1	5.3	3	0	0	3	1	10	11.8	
South Carolina	01/16/2022	*	26:05	4-15	.267	0-4	.000	0-0	.000	1	2	3	5.2	3	2	2	0	1	8	11.5	
at Alabama	01/20/2022	*	21:33	4-7	.571	0-2	.000	3-3	1.000	2	1	3	5.1	1	2	1	2	3	11	11.5	
Mississippi St.	01/23/2022	*	30:31	5-9	.556	0-0	.000	3-5	.600	3	9	12	5.4	1	0	1	2	0	13	11.6	
LSU	01/27/2022	*	21:26	2-6	.333	0-1	.000	0-0	.000	0	3	3	5.3	3	3	0	1	1	4	11.2	
at Tennessee	01/31/2022	*	29:29	3-4	.750	0-0	.000	4-5	.800	1	2	3	5.2	4	1	0	1	1	10	11.1	
at Texas A&M	02/03/2022	*	27:12	1-6	.167	0-2	.000	0-0	.000	0	3	3	5.1	5	2	3	1	0	2	10.7	
Auburn	02/10/2022	*	33:34	6-10	.600	0-1	.000	4-9	.444	0	5	5	5.1	4	2	1	2	1	16	11.0	
at Missouri	02/13/2022	*	38:57	7-14	.500	2-2	1.000	2-4	.500	3	1	4	5.0	4	1	1	3	0	18	11.3	
at Florida	02/17/2022	*	31:59	7-12	.583	1-4	.250	3-4	.750	2	2	4	5.0	4	0	2	3	1	18	11.5	
Kentucky	02/20/2022	*	36:02	4-9	.444	0-1	.000	1-2	.500	4	3	7	5.1	4	0	0	1	1	9	11.4	
at Ole Miss	02/22/2022	*	35:43	6-14	.429	1-3	.333	0-0	.000	3	2	5	5.1	3	1	0	2	1	13	11.5	
Georgia	02/24/2022	*	35:20	6-12	.500	0-1	.000	1-3	.333	2	2	4	5.0	4	1	2	3	1	13	11.5	
at Mississippi St.	02/27/2022	*	40:00	8-13	.615	3-4	.750	1-2	.500	0	3	3	5.0	2	3	1	3	0	20	11.8	
vs Missouri	03/03/2022	*	45:00	3-10	.300	3-6	.500	2-4	.500	0	4	4	4.9	1	1	1	5	0	11	11.8	
vs South Carolina	03/04/2022	*	31:46	3-11	.273	1-5	.200	1-2	.500	1	1	2	4.8	4	0	2	4	1	8	11.7	
vs Utah	03/18/2022	*	31:24	2-8	.250	1-3	.333	0-0	.000	1	1	2	4.8	2	1	0	2	1	5	11.5	
Totals			32	944:23	139-319	.436	26-87	.299	63-104	.606	52	100	152	4.8	84	45	38	66	22	367	11.5

Player Averages

Games Played	Minutes/game	Points/game	FG Pct	3FG Pct	FT Pct	Rebounds/game	Assists/game	Turnovers/game	Assist/Turnover ratio	Steals/game	Blocks/game
32	29.5	11.5	43.6	29.9	60.6	4.8	1.4	1.2	1.2	0.7	2.1

CAREER STATISTICS

				Field Goals		3-Point		F-Throws		Rebounds										Scoring	
SEASON	TEAM	GP-GS	MIN/AVG	FG-FGA	FG%	3FG-3FGA	3FG%	FT-FTA	FT%	OFF	DEF	TOT	AVG	PF-FO	A	TO	BLK	STL	PTS	AVG	
2021-22	Ark	27-0	293/10.9	33-85	.388	3-24	.125	9-13	.692	19	37	56	2.1	40-1	15	22	22	2	78	2.9	
2022-23	Ark	28-0	218/7.8	10-32	.313	4-13	.308	5-8	.625	6	30	36	1.3	25-0	4	11	3	2	29	1.0	
TOTAL		55-0	512/9.3	43-117	.368	7-37	.189	14-21	.667	25	67	92	1.7	65-1	19	33	25	4	107	1.9	



20 Karley Johnson | So. | 5-9 | G | Oklahoma City, Okla. (Mustang HS)

JOHNSON BENCHMARK STATS

2022-23 SEASON HIGHS

Points	1	at Little Rock	11-20-22
FG Made	N/A		
FG Att.	1	vs. Oral Roberts	12-4-22
3FG Made	N/A		
3FG Att.	N/A		
FT Made	1	at Little Rock	11-20-22
FT Att.	1	at Little Rock	11-20-22
Off. Reb.	1	vs. Troy	12-1-22
Def. Reb.	1	vs. Kent State	11-17-22
Rebounds	1	vs. Troy	12-1-22*
Assists	1	at Little Rock	11-20-22
Blocks	N/A		
Steals	1	vs. SFA	3-20-23*
Minutes	6	vs. Troy	12-1-22*

CAREER HIGHS

Points	1	at Little Rock	11-20-22
FG Made	N/A		
FG Att.	1	vs. Oral Roberts	12-4-22
3FG Made	N/A		
3FG Att.	N/A		
FT Made	1	at Little Rock	11-20-22
FT Att.	1	at Little Rock	11-20-22
Off. Reb.	1	vs. Troy	12-1-22
Def. Reb.	1	vs. Kent State	11-17-22
Rebounds	1	vs. Troy	12-1-22*
Assists	1	at Little Rock	11-20-22
Blocks	N/A		
Steals	1	vs. SFA	3-20-23*
Minutes	6	vs. Troy	12-1-22*

SEC HIGHS

Points	N/A		
FG Made	N/A		
FG Att.	N/A		
3FG Made	N/A		
3FG Att.	N/A		
FT Made	N/A		
FT Att.	N/A		
Off. Reb.	N/A		
Def. Reb.	N/A		
Rebounds	N/A		
Assists	N/A		
Blocks	N/A		
Steals	N/A		
Minutes	2	vs. Florida	1-5-23

NOTABLES

Stat	22-23	23-24	Career
Double Figure Pts	-	-	-
Double Figure Rebs	-	-	-
Double-Doubles	-	-	-
5+ Assists	-	-	-
3+ Blocks	-	-	-
3+ Steals	-	-	-
Led Team in Pts	-	-	-
Led Team in Reb	-	-	-
20+ Points	-	-	-
30+ Points	-	-	-

* Most Recent

GAME NOTES

- Appeared in 10 games as a true freshman
- Finished the season with three steals
- Scored first collegiate point at Little Rock where she had a free throw in six minutes played
- Lone member of the fall 2021 signing class
- Recognized as a 2022 McDonald's All-American nominee
- Tabbed a four-time Oklahoman's Super 5 Honorable Mention choice
- As a senior at Mustang, averaged 12.3 points, 4.3 rebounds and 3.1 assists per game
- Only needed two years to eclipse 1,000 points, doing so as a sophomore

FASTBREAK WITH KARLEY JOHNSON

- One of nine children
- Majoring in family science
- Wears #20 because her grandpa wore it
- Notes how much she loved how the staff treated her and her family during the recruiting process
- Pregame ritual: puts everything on left to right
- Has English bulldogs named Roxie and Gus and a cat named Toast

#20 JOHNSON, Karley

Opponent	Date	GS	MIN	Total		3-Pointers		Free throws		Rebounds				PF	A	TO	BLK	STL	PTS	AVG
				FG-FGA	PCT	3FG-3FGA	PCT	FT-FTA	PCT	OFF	DEF	TOT	AVG							
Central Ark.	11/11/2022		02:37	0-0	.000	0-0	.000	0-0	.000	0	0	0	0.0	0	0	0	0	1	0	0.0
Kent St.	11/17/2022		02:33	0-0	.000	0-0	.000	0-0	.000	0	1	1	0.5	0	0	0	0	0	0	0.0
at Little Rock	11/20/2022		06:19	0-0	.000	0-0	.000	1-2	.500	0	0	0	0.3	0	1	0	0	1	1	0.3
vs Kansas St.	11/26/2022		00:47	0-0	.000	0-0	.000	0-0	.000	0	0	0	0.3	0	0	0	0	0	0	0.3
Troy	12/01/2022		05:38	0-0	.000	0-0	.000	0-0	.000	1	0	1	0.4	0	0	0	0	0	0	0.2
Oral Roberts	12/04/2022		02:43	0-1	.000	0-0	.000	0-0	.000	0	0	0	0.3	0	0	0	0	0	0	0.2
Florida	01/05/2023		01:50	0-0	.000	0-0	.000	0-0	.000	0	0	0	0.3	1	0	0	0	0	0	0.1
Missouri	02/12/2023		01:25	0-0	.000	0-0	.000	0-0	.000	0	0	0	0.3	0	0	0	0	0	0	0.1
Louisiana Tech	03/16/2023		01:24	0-0	.000	0-0	.000	0-0	.000	0	0	0	0.2	0	0	0	0	0	0	0.1
SFA	03/20/2023		01:08	0-0	.000	0-0	.000	0-0	.000	0	0	0	0.2	0	0	0	0	1	0	0.1
Totals			0 26:24	0-1	.000	0-0	.000	1-2	.500	1	1	2	0.2	1	1	0	0	3	1	0.1

Player Averages

Games Played	Minutes/game	Points/game	FG Pct	3FG Pct	FT Pct	Rebounds/game	Assists/game	Turnovers/game	Assist/Turnover ratio	Steals/game	Blocks/game
10	2.6	0.1	0.0	0.0	50.0	0.2	0.1	0.0	1.0	0.3	0.0

CAREER STATISTICS

				Field Goals		3-Point		F-Throws		Rebounds									Scoring	
SEASON	TEAM	GP-GS	MIN/AVG	FG-FGA	FG%	3FG-3FGA	3FG%	FT-FTA	FT%	OFF	DEF	TOT	AVG	PF-FO	A	TO	BLK	STL	PTS	AVG
2022-23	Ark	10-0	26/2.6	0-1	.000	0-0	.000	1-2	.500	1	1	2	0.2	1-0	1	0	0	3	1	0.1
TOTAL		10-0	26/2.6	0-1	.000	0-0	.000	1-2	.500	1	1	2	0.2	1-0	1	0	0	3	1	0.1



21 Loren Lindsey | So. | 5-11 | G | Fayetteville, Ark. (Fayetteville HS)

LINDSEY BENCHMARK STATS

2022-23 SEASON HIGHS	Points	N/A
	FG Made	N/A
	FG Att.	N/A
	3FG Made	N/A
	3FG Att.	N/A
	FT Made	N/A
	FT Att.	N/A
	Off. Reb.	N/A
	Def. Reb.	1 vs. LA Tech 3-16-23
	Rebounds	1 vs. LA Tech 3-16-23
CAREER HIGHS	Assists	N/A
	Blocks	N/A
	Steals	N/A
	Minutes	5 at Little Rock 11-20-22
	Points	N/A
	FG Made	N/A
	FG Att.	N/A
	3FG Made	N/A
	3FG Att.	N/A
	FT Made	N/A
SEC HIGHS	FT Att.	N/A
	Off. Reb.	N/A
	Def. Reb.	1 vs. LA Tech 3-16-23
	Rebounds	1 vs. LA Tech 3-16-23
	Assists	N/A
	Blocks	N/A
	Steals	N/A
	Minutes	5 at Little Rock 11-20-22
	Points	N/A
	FG Made	N/A
NOTABLES	FG Att.	N/A
	3FG Made	N/A
	3FG Att.	N/A
	FT Made	N/A
	FT Att.	N/A
	Off. Reb.	N/A
	Def. Reb.	N/A
	Rebounds	N/A
	Assists	N/A
	Blocks	N/A
	Steals	N/A
	Minutes	2 vs. Florida 1-5-23

Points	N/A
FG Made	N/A
FG Att.	N/A
3FG Made	N/A
3FG Att.	N/A
FT Made	N/A
FT Att.	N/A
Off. Reb.	N/A
Def. Reb.	1 vs. LA Tech 3-16-23
Rebounds	1 vs. LA Tech 3-16-23
Assists	N/A
Blocks	N/A
Steals	N/A
Minutes	5 at Little Rock 11-20-22

Points	N/A
FG Made	N/A
FG Att.	N/A
3FG Made	N/A
3FG Att.	N/A
FT Made	N/A
FT Att.	N/A
Off. Reb.	N/A
Def. Reb.	N/A
Rebounds	N/A
Assists	N/A
Blocks	N/A
Steals	N/A
Minutes	2 vs. Florida 1-5-23

Stat	22-23	23-24	Career
Double Figure Pts	-	-	-
Double Figure Rebs	-	-	-
Double-Doubles	-	-	-
5+ Assists	-	-	-
3+ Blocks	-	-	-
3+ Steals	-	-	-
Led Team in Pts	-	-	-
Led Team in Reb	-	-	-
20+ Points	-	-	-
30+ Points	-	-	-

* Most Recent

GAME NOTES

- Appeared in nine games as a true freshman
- Made collegiate debut against Central Arkansas
- Appeared in two SEC games and two of four Postseason WNIT contests
- Played season-high five minutes at Little Rock
- Played at Fayetteville High School, coming to Arkansas as a walk-on
- Tabbbed to All-Conference 6A West All-Defensive Team
- Northwest Arkansas Democrat Gazette Player of the Week (Feb. 2, 2022)

FASTBREAK WITH LOREN LINDSEY

- Finance major
- Grew up in Northwest Arkansas so it was always a dream to play for the Razorbacks, especially with her grandad, dad, uncle and cousins all playing football here
- Wears #21 because her grandpa did
- Favorite food is hibachi and her favorite restaurant in Fayetteville is Kobe
- Favorite movie: Hoosiers
- Has a mini lab, Sadie, and a shih-poo, Coco

#21 LINDSEY, Loren

Opponent	Date	GS	MIN	Total		3-Pointers		Free throws		Rebounds				PF	A	TO	BLK	STL	PTS	AVG
				FG-FGA	PCT	3FG-3FGA	PCT	FT-FTA	PCT	OFF	DEF	TOT	AVG							
Central Ark.	11/11/2022		01:11	0-0	.000	0-0	.000	0-0	.000	0	0	0	0.0	0	0	0	0	0	0	0.0
at Little Rock	11/20/2022		04:56	0-0	.000	0-0	.000	0-0	.000	0	0	0	0.0	0	0	0	0	0	0	0.0
vs Kansas St.	11/26/2022		00:47	0-0	.000	0-0	.000	0-0	.000	0	0	0	0.0	0	0	0	0	0	0	0.0
Troy	12/01/2022		02:13	0-0	.000	0-0	.000	0-0	.000	0	0	0	0.0	0	0	0	0	0	0	0.0
Oral Roberts	12/04/2022		02:06	0-0	.000	0-0	.000	0-0	.000	0	0	0	0.0	0	0	0	0	0	0	0.0
Florida	01/05/2023		01:38	0-0	.000	0-0	.000	0-0	.000	0	0	0	0.0	0	0	0	0	0	0	0.0
Missouri	02/12/2023		01:25	0-0	.000	0-0	.000	0-0	.000	0	0	0	0.0	0	0	0	0	0	0	0.0
Louisiana Tech	03/16/2023		01:24	0-0	.000	0-0	.000	0-0	.000	0	1	1	0.1	0	0	0	0	0	0	0.0
SFA	03/20/2023		01:08	0-0	.000	0-0	.000	0-0	.000	0	0	0	0.1	0	0	0	0	0	0	0.0
Totals			0 16:48	0-0	.000	0-0	.000	0-0	.000	0	1	1	0.1	0	0	0	0	0	0	0.0

Player Averages

Games Played	Minutes/game	Points/game	FG Pct	3FG Pct	FT Pct	Rebounds/game	Assists/game	Turnovers/game	Assist/Turnover ratio	Steals/game	Blocks/game
9	1.9	0.0	0.0	0.0	0.0	0.1	0.0	0.0	0.0	0.0	0.0

CAREER STATISTICS

				Field Goals		3-Point		F-Throws		Rebounds									Scoring	
SEASON	TEAM	GP-GS	MIN/AVG	FG-FGA	FG%	3FG-3FGA	3FG%	FT-FTA	FT%	OFF	DEF	TOT	AVG	PF-FO	A	TO	BLK	STL	PTS	AVG
2022-23	Ark	9-0	17/1.9	0-0	.000	0-0	.000	0-0	.000	0	1	1	0.1	0-0	0	0	0	0	0	0.0
TOTAL		9-0	17/1.9	0-0	.000	0-0	.000	0-0	.000	0	1	1	0.1	0-0	0	0	0	0	0	0.0



23 Carly Keats | So. | 5-8 | G | Choctaw, Miss. (Neshoba Central HS/Jones College)

KEATS BENCHMARK STATS

2022-23 SEASON HIGHS	N/A
CAREER HIGHS	N/A
SEC HIGHS	N/A

NOTABLES	Stat	23-24	Career
	Double Figure Pts	-	-
	Double Figure Rebs	-	-
	Double-Doubles	-	-
	5+ Assists	-	-
	3+ Blocks	-	-
	3+ Steals	-	-
	Led Team in Pts	-	-
	Led Team in Reb	-	-
	20+ Points	-	-
	30+ Points	-	-
	* Most Recent		

- GAME NOTES**
- JUCO transfer from Jones College, where she led the team to its seventh straight region crown to punch a ticket to the NJCAA DI Tournament
 - Named to the All-Region 23 Team at JC
 - Started in 28 games as a freshman, finishing the year with 55 made 3-pointers for a 34.8 percentage
 - Averaged 9.7 points, 3.7 rebounds and 3.5 assists per game at JC
 - Led Neshoba Central HS to an unblemished 33-0 record and a 5A State Championship in Mississippi
 - Logged 13.9 points on 54 percent shooting with 3.0 assists per game as a junior at Neshoba Central
 - All-Region 3-5A selection
- FASTBREAK WITH CARLY KEATS**
- Majoring in anthropology
 - Native American part of the Mississippi Band of Choctaw Indians
 - An incredible stickball player
 - Sister, Cori, plays basketball at East Central and brother, Cohen, plays baseball at Rust College
 - Wears #23 because Michael Jordan is her favorite player, and she compares her game to his
 - Loves the energy/chemistry Arkansas has as a team

CAREER STATISTICS



30 Maryam Dauda | R-So. | 6-4 | F | Bentonville, Ark. (Bentonville HS)

DAUDA BENCHMARK STATS

Points	11	at #3/4 LSU	1-19-23*
FG Made	5	at #3/4 LSU	1-19-23*
FG Att.	11	vs. Oral Roberts	12-4-22
3FG Made	1	at #3/4 LSU	1-19-23*
3FG Att.	4	at #1/1 SC	1-22-23*
FT Made	3	vs. A-State	12-11-22
FT Att.	4	vs. A-State	12-11-22*
Off. Reb.	6	vs. A-State	12-11-22
Def. Reb.	7	vs. Troy	12-1-22
Rebounds	8	vs. A-State	12-11-22*
Assists	3	vs. Missouri	3-2-23*
Blocks	2	vs. Missouri	3-2-23*
Steals	2	vs. Lamar	12-8-22
Minutes	22	vs. A-State	12-11-22*

Points	11	vs. A-State	12-11-22
FG Made	5	vs. Oral Roberts	12-4-22
FG Att.	11	vs. Oral Roberts	12-4-22
3FG Made	1	vs. #9/9 LSU	12-29-22*
3FG Att.	3	vs. Oral Roberts	12-4-22
FT Made	3	vs. A-State	12-11-22
FT Att.	4	vs. A-State	12-11-22*
Off. Reb.	6	vs. A-State	12-11-22
Def. Reb.	7	vs. Troy	12-1-22
Rebounds	8	vs. A-State	12-11-22*
Assists	3	vs. Missouri	3-2-23*
Blocks	2	vs. Missouri	3-2-23*
Steals	2	vs. Lamar	12-8-22
Minutes	22	vs. A-State	12-11-22*

Points	11	at #3/4 LSU	1-19-23
FG Made	5	at #3/4 LSU	1-19-23
FG Att.	8	at #1/1 SC	1-22-23
3FG Made	1	at #3/4 LSU	1-19-23*
3FG Att.	4	at #1/1 SC	1-22-23
FT Made	2	vs. Missouri	3-2-23*
FT Att.	2	vs. Missouri	3-2-23*
Off. Reb.	5	vs. Missouri	3-2-23
Def. Reb.	3	at Miss. State	2-23-23
Rebounds	6	at Miss. State	2-23-23
Assists	3	vs. Missouri	3-2-23*
Blocks	2	vs. Missouri	3-2-23*
Steals	1	vs. No. 1/1 SC	3-3-23*
Minutes	18	vs. Missouri	3-2-23

Stat	22-23	23-24	Career
Double Figure Pts	4	-	4
Double Figure Rebs	-	-	-
Double-Doubles	-	-	-
5+ Assists	-	-	-
3+ Blocks	1	-	1
3+ Steals	-	-	-
Led Team in Pts	-	-	-
Led Team in Reb	-	-	-
20+ Points	-	-	-
30+ Points	-	-	-

* Most Recent

GAME NOTES

- Appeared in 35 games off the bench as a redshirt freshman last season after recovering from an ACL injury suffered during her senior year of high school
- Logged four games in double digits in scoring and seven with 5+ rebounds
- Averaged 3.5 points and 2.7 rebounds per game in 2022-23
- Finished the year second in offensive rebounds (45) and fourth in blocks (22) last season
- Played her most efficient game of the year at No. 3/4 LSU, matching career-high 11 points with four rebounds (three offensive), two assists and two blocks in 13 minutes
- The 13th ranked player and top ranked post player in the ESPN HoopGurlz 2021 recruiting rankings, as well as consensus five-star prospect and McDonald's All-American

FASTBREAK WITH MARYAM DAUDA

- Majoring in international business
- Born in Nigeria and moved to the U.S. when she was 12
- Father played professional basketball in Belgium, and he has been huge in developing her game
- Favorite pair of shoes: Air Jordan 11 'Cool Grey'
- Favorite TV show: Gilmore Girls
- Favorite thing about playing in the SEC is playing against the best of the best

#30 DAUDA, Maryam

			Total			3-Pointers			Free throws		Rebounds										
Opponent	Date	GS	MIN	FG-FG	PCT	3FG-3FGA	PCT	FT-FTA	PCT	OFF	DEF	TOT	AVG	PF	A	TO	BLK	STL	PTS	AVG	
at Ark.-Pine Bluff	11/07/2022		14:30	1-3	.333	0-0	.000	2-4	.500	2	1	3	3.0	4	1	1	1	1	4	4.0	
Central Ark.	11/11/2022		17:06	4-6	.667	0-0	.000	2-3	.667	3	2	5	4.0	3	0	2	1	1	10	7.0	
Tulsa	11/14/2022		09:28	1-2	.500	1-2	.500	0-0	.000	2	1	3	3.7	1	0	2	0	0	3	5.7	
Kent St.	11/17/2022		18:58	2-5	.400	0-0	.000	2-4	.500	2	3	5	4.0	3	1	2	0	0	6	5.8	
at Little Rock	11/20/2022		14:55	3-5	.600	1-1	1.000	0-0	.000	1	3	4	4.0	4	2	2	1	1	7	6.0	
vs Northern Ariz.	11/24/2022		16:23	2-3	.667	0-1	.000	1-2	.500	2	2	4	4.0	1	1	2	3	0	5	5.8	
vs Clemson	11/25/2022		14:27	0-2	.000	0-0	.000	0-0	.000	2	1	3	3.9	0	0	0	0	0	0	5.0	
vs Kansas St.	11/26/2022		11:16	1-2	.500	1-1	1.000	2-2	1.000	2	2	4	3.9	2	0	2	0	0	5	5.0	
Troy	12/01/2022		20:50	0-6	.000	0-1	.000	0-0	.000	0	7	7	4.2	4	0	1	0	0	0	4.4	
Oral Roberts	12/04/2022		22:08	5-11	.455	0-3	.000	0-0	.000	3	5	8	4.6	3	1	0	2	0	10	5.0	
Lamar University	12/08/2022		06:09	1-1	1.000	0-0	.000	0-0	.000	0	0	0	4.2	1	0	2	0	2	2	4.7	
Arkansas St.	12/11/2022		21:35	4-10	.400	0-0	.000	3-4	.750	6	2	8	4.5	1	1	2	0	1	11	5.3	
at Creighton	12/17/2022		10:25	1-2	.500	1-2	.500	1-2	.500	0	1	1	4.2	1	1	3	0	0	4	5.2	
vs Oregon	12/20/2022		11:49	3-7	.429	0-0	.000	0-0	.000	1	0	1	4.0	3	1	0	2	0	6	5.2	
vs South Fla.	12/21/2022		05:33	1-1	1.000	0-0	.000	0-0	.000	0	0	0	3.7	4	1	3	2	0	2	5.0	
LSU	12/29/2022		16:22	1-6	.167	1-2	.500	0-0	.000	1	1	2	3.6	2	0	1	0	1	3	4.9	
at Kentucky	01/01/2023		10:43	1-1	1.000	0-0	.000	0-0	.000	1	2	3	3.6	1	1	0	2	0	2	4.7	
Florida	01/05/2023		15:20	0-3	.000	0-1	.000	0-0	.000	0	1	1	3.4	2	3	0	0	0	0	4.4	
at Missouri	01/08/2023		03:19	0-1	.000	0-0	.000	0-0	.000	1	0	1	3.3	1	0	2	0	0	0	4.2	
Vanderbilt	01/16/2023		05:31	1-1	1.000	0-0	.000	0-0	.000	1	0	1	3.2	1	0	1	1	0	2	4.1	
at LSU	01/19/2023		12:57	5-7	.714	1-3	.333	0-0	.000	3	1	4	3.2	2	2	2	2	0	11	4.4	
at South Carolina	01/22/2023		19:02	2-8	.250	0-4	.000	1-1	1.000	0	2	2	3.2	2	0	1	2	0	5	4.5	
Alabama	01/26/2023		06:02	1-3	.333	0-1	.000	1-1	1.000	0	0	0	3.0	0	0	0	0	1	3	4.4	
Ole Miss	01/29/2023		02:18	0-0	.000	0-0	.000	2-2	1.000	0	0	0	2.9	0	0	2	0	0	2	4.3	
at Auburn	02/05/2023		01:30	0-0	.000	0-0	.000	0-0	.000	0	0	0	2.8	2	0	2	0	0	0	4.1	
Missouri	02/12/2023		02:08	0-0	.000	0-0	.000	0-0	.000	0	0	0	2.7	1	0	0	0	0	0	4.0	
Tennessee	02/16/2023		01:40	0-1	.000	0-0	.000	0-0	.000	1	1	2	2.7	1	0	0	0	0	0	3.8	
at Mississippi St.	02/23/2023		14:50	2-5	.400	0-1	.000	0-0	.000	3	3	6	2.8	4	0	2	1	0	4	3.8	
Texas A&M	02/26/2023		04:14	0-0	.000	0-0	.000	2-2	1.000	0	0	0	2.7	2	0	0	0	0	2	3.8	
vs Missouri	03/02/2023		17:52	0-2	.000	0-0	.000	2-2	1.000	5	0	5	2.8	1	3	3	2	0	2	3.7	
vs South Carolina	03/03/2023		08:58	1-2	.500	0-1	.000	0-0	.000	1	0	1	2.7	2	2	0	0	1	2	3.6	
Louisiana Tech	03/16/2023		09:18	3-3	1.000	0-0	.000	2-2	1.000	1	1	2	2.7	1	0	1	0	1	8	3.8	
SFA	03/20/2023		08:14	0-2	.000	0-0	.000	0-0	.000	0	4	4	2.7	1	0	1	0	1	0	3.7	
Texas Tech	03/24/2023		06:31	1-1	1.000	0-0	.000	0-0	.000	1	2	3	2.7	2	1	0	0	0	2	3.6	
at Kansas	03/26/2023		03:45	0-0	.000	0-0	.000	0-0	.000	0	1	1	2.7	1	1	0	0	0	0	3.5	
Totals			0	386:07	47-112	.420	6-24	.250	23-31	.742	45	49	94	2.7	64	23	42	22	11	123	3.5

Player Averages

Games Played	Minutes/game	Points/game	FG Pct	3FG Pct	FT Pct	Rebounds/game	Assists/game	Turnovers/game	Assist/Turnover ratio	Steals/game	Blocks/game
35	11.0	3.5	42.0	25.0	74.2	2.7	0.7	1.2	0.5	0.3	0.6

CAREER STATISTICS

SEASON	TEAM	GP-GS	MIN/AVG	Field Goals FG-FGA FG%	3-Point 3FG-3FGA 3FG%	F-Throws FT-FTA FT%	Rebounds OFF DEF TOT AVG	Scoring PF-FO A TO BLK STL PTS AVG
2022-23	Ark	35-0	386/11.0	47-112 .420	6-24 .250	23-31 .742	45 49 94 2.7	64-0 23 42 22 11 123 3.5
TOTAL		35-0	386/11.0	47-112 .420	6-24 .250	23-31 .742	45 49 94 2.7	64-0 23 42 22 11 123 3.5



34 Jenna Lawrence | Fr. | 6-3 | F | Farmington, Ark. (Farmington HS)

LAWRENCE BENCHMARK STATS

2022-23 SEASON HIGHS

N/A

CAREER HIGHS

N/A

SEC HIGHS

N/A

NOTABLES

Stat	23-24	Career
Double Figure Pts	-	-
Double Figure Rebs	-	-
Double-Doubles	-	-
5+ Assists	-	-
3+ Blocks	-	-
3+ Steals	-	-
Led Team in Pts	-	-
Led Team in Reb	-	-
20+ Points	-	-
30+ Points	-	-

* Most Recent

GAME NOTES

- Four-star prospect, No. 61 player in the country, according to 2023 HoopGurlz Recruiting Rankings
- A proven winner, coming off leading Farmington HS to the 4A girls state championship and being named MVP, as the Cardinals finished the season on a 26-game winning streak and ended 36-1
- Averaged 18.7 points, 7.1 rebounds and 1.5 blocks per game, while knocking down 99 3-pointers, as a senior
- Won state championships at Melbourne HS as a sophomore before transferring to Farmington
- Tabbed Arkansas Democrat Gazette Player of the Year this past season
- Eclipsed 2,000 career points and 1,000 career rebounds in high school

FASTBREAK WITH JENNA LAWRENCE

- Wears #34 because it was her mom's number
- Calls Farmington home now but wants everyone to know her roots are in Melbourne, Arkansas
- Loves being so close to home so her family and friends can watch her play all of the time
- Her parents are her biggest inspiration
- Was a talented softball player who could pitch and hit homers
- Greatest strength is shooting but also is a great defender, can block shots and has good coordination for her size

CAREER STATISTICS



43 Makayla Daniels | Gr. | 5-8 | G | Frederick, Md. (Frederick HS)

DANIELS BENCHMARK STATS

Points	31	at Vanderbilt	2-9-23
FG Made	11	at Vanderbilt	2-9-23
FG Att.	23	at Vanderbilt	2-9-23
3FG Made	4	at Kansas	3-26-23*
3FG Att.	11	vs. No. 1/1 SC	3-3-23*
FT Made	8	vs. Texas Tech	3-24-23*
FT Att.	10	vs. Texas Tech	3-24-23*
Off. Reb.	4	vs. Tulsa	11-14-22
Def. Reb.	6	vs. Ole Miss	1-29-23*
Rebounds	9	vs. Tulsa	11-14-22
Assists	6	at Georgia	2-19-23
Blocks	2	vs. SFA	3-20-23*
Steals	5	vs. Tennessee	2-16-23
Minutes	42	vs. Ole Miss	1-29-23

Points	34	vs. Creighton	12-21-21
FG Made	11	at Vanderbilt	2-9-23*
FG Att.	23	at Vanderbilt	2-9-23
3FG Made	6	vs. Oral Roberts	11-14-19
3FG Att.	11	vs. No. 1/1 SC	3-3-23*
FT Made	8	vs. Texas Tech	3-24-23*
FT Att.	10	vs. Texas Tech	3-24-23*
Off. Reb.	5	at Vanderbilt	1-6-22
Def. Reb.	11	vs. Missouri	3-3-22
Rebounds	14	vs. Missouri	3-3-22
Assists	7	at SMU	12-9-20
Blocks	2	vs. SFA	3-20-23*
Steals	6	vs. UCA	12-18-21
Minutes	43	vs. Missouri	3-3-22

Points	31	at Vanderbilt	2-9-23
FG Made	11	at Vanderbilt	2-9-23
FG Att.	23	at Vanderbilt	2-9-23
3FG Made	4	vs. No. 1/1 SC	3-3-23*
3FG Att.	11	vs. No. 1/1 SC	3-3-23*
FT Made	8	vs. Missouri	3-2-23*
FT Att.	10	at Auburn	2-5-23*
Off. Reb.	5	at Vanderbilt	1-6-22
Def. Reb.	11	vs. Missouri	3-3-22
Rebounds	14	vs. Missouri	3-3-22
Assists	6	at Georgia	2-19-23
Blocks	2	vs. Texas A&M	2-26-23
Steals	5	vs. Tennessee	2-16-23
Minutes	43	vs. Missouri	3-3-22

Stat	19-20	20-21	21-22	22-23	23-24	Career
Double Figure Pts	12	19	19	27	-	77
Double Figure Rebs	-	-	1	-	-	1
Double-Doubles	-	-	1	-	-	1
5+ Assists	3	2	7	3	-	15
3+ Blocks	-	-	-	-	-	-
3+ Steals	5	4	1	10	-	20
Led Team in Pts	3	1	8	5	-	17
Led Team in Reb	-	1	7	3	-	11
20+ Points	2	1	5	5	-	13
30+ Points	-	-	2	1	-	3

* Most Recent

GAME NOTES

- Earned a spot on the All-SEC Preseason Second Team (second straight year), as voted by the league's coaches
- Finished last season at No. 10 on the all-time scoring list with 1,463 points going into fifth year
- Also No. 3 in career starts (122) & seventh in 3-pointers made (179) & free throws (366) in school history
- SEC statistical rankings: 6th in 3PT perc. (.338), 7th in FT perc. (.768) & 18th in scoring (13.2)
- Led the team with 56 steals and was third on the team in scoring with 13.2 points per game
- Logged 27 double-digit scoring games and 12 4+ assists contests
- Capped off the season with back-to-back 21-point games vs. Texas Tech and Kansas in the WNIT
- Came up with the game-winning shot at the buzzer to defeat Vanderbilt, No. 1 on Sportscenter
- Has started in every game she has appeared in since her freshman year, one of 11 in the country to with 100+ starts
- Named Paradise Jam Reef Tournament MVP, averaging 17.3 points, 5.7 rebounds, 2.7 assists and 2.0 steals per game across those three contests
- Has won more SEC games than any other player in Arkansas WBB history

FASTBREAK WITH MAKAYLA DANIELS

- Graduated college in three years
- Lived in Japan for seven years, as well as Arizona, North Carolina and Maryland, as both her parents served in the military
- Her parents come to every single game (live in Maryland) & have only missed a few over the past five years
- Played with Saylor Poffenbarger's brother in AAU for a little bit
- Wears #43 because 4+3=7 and 7 is her favorite number
- One of the most interesting things about her is she loves piercings

#43 DANIELS, Makayla

Opponent	Date	GS	MIN	Total		3-Pointers		Free throws		Rebounds			PF	A	TO	BLK	STL	PTS	AVG		
				FG-FGA	PCT	3FG-3FGA	PCT	FT-FTA	PCT	OFF	DEF	TOT								AVG	
at Ark.-Pine Bluff	11/07/2022	*	23:11	0-5	.000	0-0	.000	4-5	.800	1	5	6	6.0	1	1	2	0	1	4	4.0	
Central Ark.	11/11/2022	*	24:18	5-8	.625	1-2	.500	3-6	.500	0	2	2	4.0	0	4	0	0	4	14	9.0	
Tulsa	11/14/2022	*	36:43	6-19	.316	4-9	.444	3-4	.750	4	5	9	5.7	1	3	2	0	0	19	12.3	
Kent St.	11/17/2022	*	24:02	3-6	.500	2-3	.667	1-3	.333	1	1	2	4.8	3	5	2	1	4	9	11.5	
at Little Rock	11/20/2022	*	22:29	3-4	.750	3-4	.750	3-4	.750	1	2	3	4.4	2	4	1	0	1	12	11.6	
vs Northern Ariz.	11/24/2022	*	30:01	5-10	.500	0-1	.000	8-9	.889	1	5	6	4.7	4	4	4	0	2	18	12.7	
vs Clemson	11/25/2022	*	34:19	6-12	.500	2-5	.400	7-10	.700	0	5	5	4.7	4	2	6	0	2	21	13.9	
vs Kansas St.	11/26/2022	*	37:39	4-15	.267	2-10	.200	3-3	1.000	0	6	6	4.9	0	2	3	0	2	13	13.8	
Troy	12/01/2022	*	25:36	2-6	.333	2-6	.333	4-4	1.000	0	3	3	4.7	4	4	3	0	3	10	13.3	
at Creighton	12/17/2022	*	30:00	3-7	.429	2-3	.667	4-6	.667	1	1	2	4.4	4	3	3	0	0	12	13.2	
vs Oregon	12/20/2022	*	33:47	6-17	.353	3-8	.375	0-0	.000	1	2	3	4.3	3	1	1	0	1	15	13.4	
vs South Fla.	12/21/2022	*	41:28	6-17	.353	4-11	.364	4-5	.800	2	2	4	4.3	2	3	1	0	2	20	13.9	
LSU	12/29/2022	*	30:21	3-11	.273	2-7	.286	2-2	1.000	0	6	6	4.4	3	3	2	0	3	10	13.6	
at Kentucky	01/01/2023	*	26:22	3-8	.375	3-7	.429	2-2	1.000	1	1	2	4.2	4	4	2	0	0	11	13.4	
Florida	01/05/2023	*	30:20	3-10	.300	3-10	.300	7-8	.875	0	1	1	4.0	2	2	1	0	0	16	13.6	
at Missouri	01/08/2023	*	32:35	4-11	.364	1-3	.333	0-0	.000	3	2	5	4.1	4	2	4	0	0	9	13.3	
Vanderbilt	01/16/2023	*	32:46	3-7	.429	2-5	.400	8-10	.800	2	4	6	4.2	1	4	2	0	1	16	13.5	
at LSU	01/19/2023	*	32:53	4-10	.400	3-7	.429	0-0	.000	0	3	3	4.1	1	3	3	0	4	11	13.3	
at South Carolina	01/22/2023	*	28:36	2-10	.200	2-8	.250	1-2	.500	0	0	0	3.9	4	0	0	0	1	7	13.0	
Alabama	01/26/2023	*	39:02	2-10	.200	1-6	.167	8-10	.800	1	5	6	4.0	2	5	5	1	2	13	13.0	
Ole Miss	01/29/2023	*	41:41	3-10	.300	0-4	.000	6-8	.750	0	6	6	4.1	5	3	3	1	3	12	13.0	
at Auburn	02/05/2023	*	39:14	2-12	.167	1-8	.125	6-10	.600	0	4	4	4.1	4	0	1	0	3	11	12.9	
at Vanderbilt	02/09/2023	*	37:22	11-23	.478	4-11	.364	5-6	.833	0	3	3	4.0	4	1	2	1	3	31	13.7	
Missouri	02/12/2023	*	35:32	3-9	.333	1-4	.250	4-5	.800	1	2	3	4.0	1	3	2	1	3	11	13.5	
Tennessee	02/16/2023	*	29:22	1-6	.167	0-5	.000	3-3	1.000	1	4	5	4.0	3	5	2	0	5	5	13.2	
at Georgia	02/19/2023	*	31:28	1-7	.143	0-5	.000	1-1	1.000	2	2	4	4.0	3	6	3	0	0	3	12.8	
at Mississippi St.	02/23/2023	*	31:28	5-13	.385	3-8	.375	4-4	1.000	0	2	2	4.0	4	4	3	0	1	17	13.0	
Texas A&M	02/26/2023	*	34:13	2-8	.250	2-6	.333	6-8	.750	2	2	2	4.0	1	4	0	2	0	12	12.9	
vs Missouri	03/02/2023	*	30:34	3-9	.333	3-8	.375	8-8	1.000	0	2	2	3.9	4	3	2	0	2	17	13.1	
vs South Carolina	03/03/2023	*	33:30	4-13	.308	4-11	.364	0-0	.000	1	1	2	3.8	1	1	2	1	1	12	13.0	
Louisiana Tech	03/16/2023	*	31:04	1-5	.200	1-3	.333	2-2	1.000	1	2	3	3.8	4	2	1	1	1	5	12.8	
SFA	03/20/2023	*	34:40	3-7	.429	2-4	.500	3-8	.375	3	4	7	3.9	2	3	1	2	1	11	12.7	
Texas Tech	03/24/2023	*	37:49	5-12	.417	3-7	.429	8-10	.800	3	5	8	4.0	2	3	1	0	0	21	13.0	
at Kansas	03/26/2023	*	37:15	8-13	.615	4-8	.500	1-2	.500	0	5	5	4.1	3	1	1	0	0	21	13.2	
Totals			34	1101:42	125-350	.357	70-207	.338	129-168	.768	33	105	138	4.1	90	98	71	11	56	449	13.2

Player Averages

Games Played	Minutes/game	Points/game	FG Pct	3FG Pct	FT Pct	Rebounds/game	Assists/game	Turnovers/game	Assist/Turnover ratio	Steals/game	Blocks/game
34	32.4	13.2	35.7	33.8	76.8	4.1	2.9	2.1	1.4	1.6	0.3

CAREER STATISTICS

SEASON	TEAM	GP-GS	MIN/AVG	FG-FGA	FG%	3FG-3FGA	3FG%	FT-FTA	FT%	OFF	DEF	TOT	AVG	PF-FO	A	TO	BLK	STL	PTS	AVG
2019-20	Ark	32-32	720/22.5	107-216	.495	25-56	.446	60-77	.779	7	48	55	1.7	67-1	77	44	2	45	299	9.3
2020-21	Ark	28-28	801/28.6	101-256	.395	44-120	.367	78-97	.804	9	74	83	3.0	75-2	61	43	4	41	324	11.6
2021-22	Ark	28-28	845/30.2	126-307	.410	40-136	.294	99-125	.792	51	98	149	5.3	74-1	78	42	4	50	391	14.0
2022-23	Ark	34-34	1102/32.4	125-350	.357	70-207	.338	129-168	.768	33	105	138	4.1	90-1	98	71	11	56	449	13.2
TOTAL		122-122	3468/28.4	459-1129	.407	179-519	.345	366-467	.784	100	325	425	3.5	306-5	314	200	21	192	1463	12.0



44 Maryn Archer | Fr. | 5-8 | G | Derby, Kan. (Derby HS)

ARCHER BENCHMARK STATS

N/A

2022-23 SEASON HIGHS

N/A

CAREER HIGHS

N/A

SEC HIGHS

NOTABLES

Stat	23-24	Career
Double Figure Pts	-	-
Double Figure Rebs	-	-
Double-Doubles	-	-
5+ Assists	-	-
3+ Blocks	-	-
3+ Steals	-	-
Led Team in Pts	-	-
Led Team in Reb	-	-
20+ Points	-	-
30+ Points	-	-

* Most Recent

GAME NOTES

- Enrolled early in January
- Three-star prospect and ranked as No. 29 by Prep Girls and No. 75 by Blue Star
- Voted to the Run 4 Roses All-Tournament First Team after dropping 31 points on just 11 shots to lead SW Elite, her AAU team, to the championship game in Louisville
- Paced Derby HS in assists and steals during her junior season, finishing with 10.0 points, 3.5 rebounds, 4.6 assists and 2.8 steals per game
- Played on two different high school teams, leading those squads to state during freshman and junior seasons
- Tabbed DerbyInformer.com Female Comeback Player of the Year

FASTBREAK WITH MARYN ARCHER

- Majoring in clinical psychology
- One of six siblings (second to youngest)
- Wears #44 because her brother (Braden) wore it in college (football player)
- Favorite memory of playing basketball is going up against her brothers in their driveway
- Ran the 400m and 4x400 relay in high school
- Favorite ice cream flavor: Oreo

CAREER STATISTICS



55 Emrie Ellis | Jr. | 6-3 | F | Vanoss, Okla. (Vanoss HS)

ELLIS BENCHMARK STATS

Points	7	vs. Texas A&M	2-26-23
FG Made	3	vs. Texas A&M	2-26-23
FG Att.	4	vs. Texas A&M	2-26-23*
3FG Made	1	vs. Texas A&M	2-26-23*
3FG Att.	2	vs. Texas A&M	2-26-23*
FT Made	2	at Georgia	2-19-23*
FT Att.	2	at Georgia	2-19-23*
Off. Reb.	3	at Vanderbilt	2-9-23
Def. Reb.	4	at Kansas	3-26-23
Rebounds	5	at Vanderbilt	2-9-23
Assists	1	at Kansas	3-26-23*
Blocks	2	vs. Texas A&M	2-26-23
Steals	1	vs. Texas Tech	3-24-23*
Minutes	15	vs. Tennessee	2-16-23*

Points	11	vs. Auburn	2-10-22
FG Made	4	vs. Auburn	2-10-22
FG Att.	7	vs. Auburn	2-10-22*
3FG Made	1	vs. Texas A&M	2-26-23*
3FG Att.	3	vs. 1/1 SC	1-17-22*
FT Made	3	vs. Auburn	2-10-22
FT Att.	4	vs. Auburn	2-10-22
Off. Reb.	3	at Vanderbilt	2-9-23*
Def. Reb.	5	at Missouri	2-13-22
Rebounds	8	at Missouri	2-13-22
Assists	2	at Vanderbilt	1-6-22*
Blocks	5	vs. UAPB	11-12-21
Steals	1	vs. Texas Tech	3-24-23*
Minutes	27	vs. Auburn	2-10-22

Points	11	vs. Auburn	2-10-22
FG Made	4	vs. Auburn	2-10-22
FG Att.	7	vs. Auburn	2-10-22*
3FG Made	1	vs. Texas A&M	2-26-23*
3FG Att.	3	vs. 1/1 SC	1-17-22
FT Made	3	vs. Auburn	2-10-22
FT Att.	4	vs. Auburn	2-10-22
Off. Reb.	3	at Vanderbilt	2-9-23*
Def. Reb.	5	at Missouri	2-13-22
Rebounds	8	at Missouri	2-13-22
Assists	2	vs. Vanderbilt	1-6-22*
Blocks	2	vs. Texas A&M	2-26-23*
Steals	1	at Alabama	1-20-22
Minutes	27	vs. Auburn	2-10-22

Stat	21-22	22-23	23-24	Career
Double Figure Pts	1	-	-	1
Double Figure Rebs	-	-	-	-
Double-Doubles	-	-	-	-
5+ Assists	-	-	-	-
3+ Blocks	2	-	-	2
3+ Steals	-	-	-	-
Led Team in Pts	-	-	-	-
Led Team in Reb	-	-	-	-
20+ Points	-	-	-	-
30+ Points	-	-	-	-

* Most Recent

GAME NOTES

- Played 28 games off the bench last season
- Scored in nine games in 2022-23
- Recorded a season-high seven points with two blocks against Texas A&M last season
- Registered five boards, including three offensive boards at Vanderbilt
- Blocked five shots against UAPB in 2021, the most by a freshman Razorback since 2014
- Best career performance came against Auburn, tallying 11 points and five boards in 27 minutes
- Led the state of Oklahoma in rebounds and blocks in 2018

FASTBREAK WITH EMRIE ELLIS

- Majoring in recreation and sport management
- Wears #55 because it was her dad's number
- Chose Arkansas because of Coach Neighbors' style of play
- Favorite type of food is Mexican and favorite place to eat in Fayetteville is Mojitos
- Started playing basketball when she was four and quit to play softball but quickly came back to it after realizing it was her favorite sport to play
- Would tell people she wanted to be a nurse when she grew up

#55 ELLIS, Emrie

Opponent	Date	GS	MIN	Total FG-FGA	PCT	3FG-3FGA	PCT	FT-FTA	PCT	Rebounds OFF DEF TOT AVG	PF	A TO	BLK	STL	PTS	AVG
at Ark.-Pine Bluff	11/07/2022		15:24	0-2	.000	0-0	.000	0-0	.000	0 2 2 2.0	2	0 0	0	1	0	0.0
Central Ark.	11/11/2022		12:53	0-1	.000	0-1	.000	0-0	.000	1 3 4 3.0	0	0 0	0	0	0	0.0
Kent St.	11/17/2022		08:43	0-2	.000	0-1	.000	0-0	.000	0 1 1 2.3	1	0 0	0	0	0	0.0
at Little Rock	11/20/2022		12:49	2-3	.667	1-1	1.000	0-0	.000	0 2 2 2.3	3	0 3	0	0	5	1.3
vs Northern Ariz.	11/24/2022		01:57	0-0	.000	0-0	.000	0-0	.000	0 0 0 0.0	0	0 1	0	0	0	1.0
vs Kansas St.	11/26/2022		02:11	0-0	.000	0-0	.000	0-0	.000	0 0 0 0.0	1	0 1	0	0	0	0.8
Troy	12/01/2022		08:42	0-2	.000	0-1	.000	1-2	.500	0 0 0 0.0	1	0 0	0	0	1	0.9
Oral Roberts	12/04/2022		08:33	1-3	.333	0-0	.000	0-0	.000	0 1 1 1.3	0	0 0	0	0	2	1.0
Lamar University	12/08/2022		02:23	0-0	.000	0-0	.000	0-0	.000	0 0 0 0.0	0	0 0	0	0	0	0.9
vs Oregon	12/20/2022		00:56	0-0	.000	0-0	.000	0-0	.000	0 1 1 1.1	0	0 0	0	0	0	0.8
vs South Fla.	12/21/2022		02:31	0-0	.000	0-0	.000	0-0	.000	0 0 0 0.0	0	0 0	0	0	0	0.7
LSU	12/29/2022		02:31	0-0	.000	0-0	.000	0-0	.000	0 0 0 0.0	0	0 0	0	0	0	0.7
at Kentucky	01/01/2023		02:55	0-0	.000	0-0	.000	0-0	.000	0 1 1 0.9	0	0 0	0	0	0	0.6
Florida	01/05/2023		03:42	1-1	1.000	1-1	1.000	2-2	1.000	0 1 1 0.9	0	0 0	0	0	5	0.9
at South Carolina	01/22/2023		12:45	0-1	.000	0-1	.000	0-0	.000	0 0 0 0.0	0	0 0	0	0	0	0.9
at Auburn	02/05/2023		09:48	0-1	.000	0-1	.000	0-0	.000	0 2 2 0.9	0	0 0	0	1	0	0.8
at Vanderbilt	02/09/2023		14:27	0-2	.000	0-0	.000	0-2	.000	3 2 5 1.2	3	1 1	0	0	0	0.8
Missouri	02/12/2023		08:16	0-1	.000	0-1	.000	0-0	.000	0 3 3 1.3	1	1 0	0	0	0	0.7
Tennessee	02/16/2023		15:13	1-4	.250	1-2	.500	0-0	.000	0 1 1 1.3	1	0 0	0	0	3	0.8
at Georgia	02/19/2023		12:57	0-0	.000	0-0	.000	2-2	1.000	0 3 3 1.4	1	0 0	0	0	2	0.9
at Mississippi St.	02/23/2023		05:06	0-1	.000	0-1	.000	0-0	.000	0 0 0 0.0	0	0 0	0	0	0	0.9
Texas A&M	02/26/2023		12:04	3-4	.750	1-2	.500	0-0	.000	2 1 3 1.4	4	0 2	2	0	7	1.1
vs Missouri	03/02/2023		06:29	0-0	.000	0-0	.000	0-0	.000	0 0 0 0.0	0	0 0	0	0	0	1.1
vs South Carolina	03/03/2023		02:54	0-0	.000	0-0	.000	0-0	.000	0 0 0 0.0	0	0 0	0	0	0	1.0
Louisiana Tech	03/16/2023		07:29	1-1	1.000	0-0	.000	0-0	.000	0 0 0 0.0	0	0 0	0	0	2	1.1
SFA	03/20/2023		10:04	1-3	.333	0-0	.000	0-0	.000	0 1 1 1.2	0	1 0	0	0	2	1.1
Texas Tech	03/24/2023		04:06	0-0	.000	0-0	.000	0-0	.000	0 1 1 1.2	1	0 1	0	1	0	1.1
at Kansas	03/26/2023		10:42	0-0	.000	0-0	.000	0-0	.000	0 4 4 1.3	0	1 1	0	0	0	1.0
Totals			0 218:29	10-32	.313	4-13	.308	5-8	.625	6 30 36 1.3	25	4 11	3	2	29	1.0

Player Averages

Games Played	Minutes/game	Points/game	FG Pct	3FG Pct	FT Pct	Rebounds/game	Assists/game	Turnovers/game	Assist/Turnover ratio	Steals/game	Blocks/game
28	7.8	1.0	31.3	30.8	62.5	1.3	0.1	0.4	0.4	0.1	0.1

CAREER STATISTICS

SEASON	TEAM	GP-GS	MIN/AVG	Field Goals FG-FGA FG%	3-Point 3FG-3FGA 3FG%	F-Throws FT-FTA FT%	Rebounds OFF DEF TOT AVG	Scoring PF-FO A TO BLK STL PTS AVG
2021-22	Ark	27-0	293/10.9	33-85 .388	3-24 .125	9-13 .692	19 37 56 2.1	40-1 15 22 22 2 78 2.9
2022-23	Ark	28-0	218/7.8	10-32 .313	4-13 .308	5-8 .625	6 30 36 1.3	25-0 4 11 3 2 29 1.0
TOTAL		55-0	512/9.3	43-117 .368	7-37 .189	14-21 .667	25 67 92 1.7	65-1 19 33 25 4 107 1.9

#SIDEBYSIDE



Official Basketball Box Score - Final
Arkansas at Ark.-Pine Bluff
11/07/22 H.O. Clemmons Arena, Pine Bluff
2022-23 Women's Basketball

Game Time: 6:00 PM
Game Duration: 4:04
Attendance: 3,128

Officials: Eric Baker, LaShonda Kidd, Randy Robertson

Arkansas - 70

Record: 2-9

NO. Name	Min	FG M-A	3P M-A	FT M-A	Rebounds OR DR TOT	Fouls PF FD	TP	AS	TO	ST	Blocks BS BA	+/-
4 Erynn Barnum	F 25:04	6-14	0-0	3-13	6 5 11	2 9	15	1	2	4	0	2 18
0 Saylor Poffenbarger	G 27:35	3-14	2-9	3-6	2 6 8	1 4	11	2	2	0	1 1 23	
2 Samara Spencer	G 31:00	6-16	1-7	2-8	0 4 4	4 4	15	4	1	0	0 0 1	23
34 Chrissy Carr	G 19:49	3-8	2-5	2-2	2 1 3	0 1	10	0	0	0	0 0 23	
43 Makayla Daniels	G 23:11	0-5	0-0	4-5	1 5 6	1 6	4	1	2	1	0 1 29	
11 Rylee Langerman	22:50	1-1	0-0	2-4	4 2 6	3 3	4	0	2	4	0 0 0	2
24 Jersey Wollenbarger	20:37	2-7	0-0	3-4	4 3 7	1 2	7	0	2	1	0 0 -2	
30 Maryam Dauda	14:30	1-3	0-0	2-4	2 1 3	4 2	4	1	1	1	0 0 1	
55 Emrie Ellis	15:24	0-2	0-0	0-0	0 2 2	2 0	0	0	0	1	0 1 -10	
Team					3 3 6		0	0				
Totals		22-70	5-21	21-46	24 32 56	18 31 70	9	12	12	2 5 20		

Technical Fouls: NONE

Shooting By Period		
1 st FG%	6-16	37.5%
3PT%	2-8	25.0%
FT%	1-6	16.7%
2 nd FG%	9-24	37.5%
3PT%	3-5	60.0%
FT%	6-15	40%
3 rd FG%	5-13	38.5%
3PT%	0-2	0.0%
FT%	9-17	52.9%
4 th FG%	2-17	11.8%
3PT%	0-6	0.0%
FT%	5-8	62.5%
GM FG%	22-70	31.4%
3PT%	5-21	23.8%
FT%	21-46	45.7%

Dead Ball Rebounds: 13, 0

Ark.-Pine Bluff - 50

Record: 0-2

NO. Name	Min	FG M-A	3P M-A	FT M-A	Rebounds OR DR TOT	Fouls PF FD	TP	AS	TO	ST	Blocks BS BA	+/-
23 Maori Davenport	C 27:57	3-10	0-1	9-13	6 8 14	3 7	15	2	4	3	2 1 2	2
2 Shayla Boule	G 18:12	2-2	0-0	1-4	1 1 2	4 3	5	0	3	0	0 0 1	1
5 Jellisa Reese	G 17:06	1-4	0-1	2-2	0 3 3	4 2	4	0	0	0	0 0 -23	
15 Coriah Beck	G 30:06	3-12	1-5	1-2	0 2 2	3 1	8	0	3	0	0 0 -13	
24 Raziya Potter	G 25:38	3-10	0-1	0-2	2 2 4	1 4	6	2	4	0	1 1 -11	
21 Takaylyn Busby	12:53	0-1	0-1	0-0	1 3 4	1 0	0	0	1	0	0 0 -12	
54 Maya Peat	14:53	0-4	0-2	0-2	1 3 4	3 1	0	0	4	0	1 0 -19	
3 Demetria Shephard	12:07	1-6	1-3	0-0	0 2 2	3 0	3	0	0	0	0 0 -14	
11 Tia Morgan	17:08	1-4	1-2	0-0	1 1 2	3 2	3	0	2	0	0 0 0	2
10 Azaria Robinson	02:35	0-0	0-0	0-0	0 0 0	0 0	0	0	0	0	0 0 -1	
33 Breazia Robinson	01:01	0-0	0-0	0-0	0 0 0	0 0	0	0	0	0	0 0 0	0
4 Kourtney Rittenberry	11:58	2-4	0-1	0-0	0 6 6	2 0	4	0	1	1	1 0 -6	
1 Markisha Body	06:46	1-1	0-0	0-0	0 1 1	2 0	2	0	0	0	0 0 -3	
32 Stephanie Okowi	01:40	0-0	0-0	0-0	0 0 0	0 1	0	0	0	0	0 0 -3	
Team					2 3 5		0	0				
Totals		17-58	3-17	13-25	14 35 49	32 18	50	4	22	4 5 2	-20	

Technical Fouls: Reese 3rd 6:36

Shooting By Period		
1 st FG%	3-14	21.4%
3PT%	1-4	25.0%
FT%	3-4	75%
2 nd FG%	2-13	15.4%
3PT%	0-7	0.0%
FT%	3-8	37.5%
3 rd FG%	5-13	38.5%
3PT%	1-3	33.3%
FT%	7-13	53.8%
4 th FG%	7-18	38.9%
3PT%	1-3	33.3%
FT%	0-0	0%
GM FG%	17-58	29.3%
3PT%	3-17	17.6%
FT%	13-25	52.0%

Dead Ball Rebounds: 7, 1

	ARK	UAPB									
Biggest lead	34 (3 rd 2:48)	1 (1 st 6:41)	Points from	ARK	UAPB	Period by Period Scoring					
Turnovers	18	7	Paint	18	7	ARK	1st	2nd	3rd	4th	TOT
Best Scoring Run	17(2 nd 6:19)	12(4 th 7:28)	Turnover	32	24		15	27	19	9	70
Lead Changes	2		Second Chance	15	11	UAPB	10	7	18	15	50
Times Tied	0		Fast Breaks	16	8						
Time with Lead	37:44	01:20	Bench	15	12						



Official Basketball Box Score - Final
Central Ark. at Arkansas
11/11/22 Bud Walton Arena, Fayetteville
2022-23 Women's Basketball

Game Time: 10:30 AM
Game Duration: 1:56
Attendance: 7,410

Officials: Brian Hall, Kristen Bel, Kaz Beverley

Central Ark. - 34

Record: 0-2

NO. Name	Min	FG M-A	3P M-A	FT M-A	Rebounds OR DR TOT	Fouls PF FD	TP	AS	TO	ST	Blocks BS BA	+/-
11 Kyjai Miles	F 20:24	2-7	0-0	0-2	2 3 5	3 2	4	1	0	0	1 -24	
1 Kinley Fisher	G 24:15	3-9	1-5	0-0	0 3 3	0 0	7	0	2	1	0 0 -22	
10 Gloria Fornah	G 25:35	0-4	0-0	2-4	2 4 6	5 2	2	0	2	0	0 4 -21	
12 Siera Carter	G 09:57	0-2	0-1	2-3	0 1 1	2 2	2	0	2	1	0 0 -14	
20 Kayla Mitchell	G 19:34	2-3	1-2	0-0	0 2 2	5 1	5	1	4	0	0 0 -14	
3 Randrea Wright	19:37	0-5	0-3	1-2	0 1 1	2 2	1	1	3	0	0 0 -24	
15 Paris Atkins	31:39	3-16	0-5	1-4	1 4 5	2 3	7	1	1	1	0 1 -30	
13 Jenny Peakie	11:05	0-5	0-3	0-0	3 1 4	1 0	0	0	0	1	0 0 -7	
30 Keerra Peakie	27:48	2-3	0-0	2-4	4 5 9	4 2	6	0	2	1	1 0 -22	
5 Lashiyah Fowler	06:33	0-1	0-0	0-0	0 0 0	2 0	0	0	0	0	0 0 -8	
2 Leah Perry	01:41	0-0	0-0	0-0	0 0 0	0 0	0	0	0	0	0 0 -4	
4 Jada Wilmington	01:52	0-0	0-0	0-0	0 1 1	0 0	0	0	0	0	0 0 0	
Team					2 2 4		0	0	1			
Totals		12-55	2-19	8-19	14 27 41	26 14	34	3	18	5 1 6	-38	

Technical Fouls: NONE

Dead Ball Rebounds: 5, 2

Arkansas - 72

Record: 2-0

NO. Name	Min	FG M-A	3P M-A	FT M-A	Rebounds OR DR TOT	Fouls PF FD	TP	AS	TO	ST	Blocks BS BA	+/-
4 Erynn Barnum	F 22:29	5-8	0-1	9-9	4 5 9	2 5	19	2	1	0	3 0 22	
0 Saylor Poffenbarger	G 30:24	0-5	0-3	2-4	0 3 3	0 0	7	1	2	1	2 0 31	
2 Samara Spencer	G 18:51	1-5	0-2	3-7	0 2 2	3 5	5	3	2	0	0 1 20	
34 Chrissy Carr	G 25:25	2-8	2-6	2-2	0 8 8	1 1	8	0	3	1	0 0 20	
43 Makayla Daniels	G 24:18	5-8	1-2	3-6	0 2 2	0 6	14	0	4	0	0 0 23	
11 Rylee Langerman	24:26	3-5	2-4	1-3	0 4 4	2 2	9	0	1	0	0 0 19	
24 Jersey Wollenbarger	20:20	2-6	1-3	0-1	0 1 1	2 2	5	0	0	0	0 0 18	
30 Maryam Dauda	17:06	4-6	0-0	2-3	3 2 5	3 3	10	0	2	1	1 0 17	
55 Emrie Ellis	12:53	0-1	0-1	0-0	1 3 4	0 0	0	0	0	0	0 0 17	
20 Karley Johnson	02:37	0-0	0-0	0-0	0 0 0	0 0	0	0	0	1	0 0 3	
21 Loren Lindsey	01:11	0-0	0-0	0-0	0 0 0	0 0	0	0	0	0	0 0 0	
Team					1 1 2		0	0				
Totals		22-52	6-22	22-35	9 35 44	14 26	72	10	11	7 6 1	38	

Technical Fouls: NONE

Dead Ball Rebounds: 5, 0

	UCA	ARK	Points from		UCA	ARK	Period by Period Scoring					
Biggest lead	2 (1 st 8:51)	40 (4 th 0:56)	Turnovers	2	16			1st	2nd	3rd	4th	TOT
Best Scoring Run	3 (3 rd 8:17)	15 (4 th 0:56)	Paint	14	32		UCA	9	5	10	10	34
Lead Changes			Second Chance	3	5		ARK	16	19	17	20	72
Times Tied	2		Fast Breaks	3	7							
Time with Lead	01:06	37:29	Bench	14	24							



Official Basketball Box Score - Final
Tulsa at Arkansas
11/14/22 Bud Walton Arena, Fayetteville
2022-23 Women's Basketball

Game Time: 7:00 PM
Game Duration: 2:54
Attendance: 2,511

Officials: Dee Karler, Michael McConnell, Talisa Green

Tulsa - 70

Record: 2-1

NO. Name	Min	FG M-A	3P M-A	FT M-A	Rebounds OR DR TOT	Fouls PF FD	TP	AS	TO	ST	Blocks BS BA	+/-
2 Temira Poindexter	F 26:10	9-18	2-7	1-2	0 3 3	1 4	21	3	2	0	0 1 -3	
20 Katelyn Levings	F 37:38	5-10	1-4	0-0	3 4 7	5 2	11	1	1	0	0 0 1	13
0 Katia Gallegos	G 11:55	0-0	0-0	0-0	0 2 2	1 1	0	4	1	0	0 0 0	0
10 Maya Mayberry	G 34:06	6-11	4-6	1-4	0 4 4	3 5	17	2	3	2	0 0 -3	
11 Maddie Bittle	G 28:50	3-10	2-4	0-0	1 4 5	4 1	8	3	6	0	0 0 -2	
5 Delanie Crawford	24:47	2-5	2-4	1-2	0 3 3	4 1	7	3	0	0	0 0 -10	
35 Ahray Young	23:21	1-6	0-3	1-4	0 2 2	1 2	3	1	1	2	0 1 -10	
13 Jessika Evans	09:51	1-1	1-1	0-0	0 2 2	4 0	3	0	2	0	0 0 -9	
30 Caroline Lyles	02:37	0-0	0-0	0-0	1 1 1	1 0	0	0	0	1	0 0 -6	
1 Cam Mathews	00:10	0-0	0-0	0-0	0 0 0	0 0	0	0	0	0	0 0 -1	
21 Hadley Periman	00:35	0-0	0-0	0-0	0 0 0	0 0	1	0	0	0	0 0 -2	
Team					0 6 6		0	0				
Totals		27-61	12-29	4-12	4 31 35	25 16	70	17	17	4 4 2	-9	

Technical Fouls: NONE

Shooting By Period		
1 st FG%	6-17	35.3%
3PT%	2-7	28.6%
FT%	1-2	50%
2 nd FG%	7-14	50.0%
3PT%	4-7	57.1%
FT%	1-6	16.7%
3 rd FG%	4-13	30.8%
3PT%	4-8	50.0%
FT%	2-4	50%
4 th FG%	10-17	58.8%
3PT%	2-7	28.6%
FT%	0-0	0%
GM FG%	27-61	44.3%
3PT%	12-29	41.4%
FT%	4-12	33.3%

Dead Ball Rebounds: 6, 4

Arkansas - 79

Record: 3-0

NO. Name	Min	FG M-A	3P M-A	FT M-A	Rebounds OR DR TOT	Fouls PF FD	TP	AS	TO	ST	Blocks BS BA	+/-
----------	-----	-----------	-----------	-----------	-----------------------	----------------	----	----	----	----	-----------------	-----



Official Basketball Box Score - Final
Arkansas at Little Rock
11/20/22 Jack Stephens Center, Little Rock
2022-23 Women's Basketball

Game Time: 1:00 PM
Game Duration: 1:56
Attendance: 2,879

Officials: Ty Bille, Nadi Carey, Daniel Drake

Arkansas - 93 Record: 5-9

NO. Name	Min	FG M-A	3P M-A	FT M-A	Rebounds OR DR TOT	Fouls PF FD	TP	AS	TO	ST	Blocks BS BA	+/-
4 Erynn Barnum	F 20:40	5-5	0-0	5-6	0 9 9	3 4	15	1	5	0	1	0 23
0 Saylor Poffenbarger	G 27:53	3-4	0-1	3-4	0 9 9	3 4	9	1	3	0	0	0 32
2 Samara Spencer	G 30:08	4-9	0-4	3-4	0 7 7	1 4	11	6	6	0	0	0 39
3 Chrissy Carr	G 23:57	7-10	4-6	4-4	1 1 2	2 2	22	0	2	0	0	0 39
4 Makayla Daniels	G 22:29	3-4	3-4	3-4	1 2 3	2 5	12	4	1	1	0	0 34
11 Rylee Langerman	13:45	1-1	0-0	1-2	0 0 0	1 1	3	0	0	0	0	0 15
24 Jersey Wolfenbarger	17:05	2-6	1-2	1-2	1 4 5	1 1	6	1	0	0	0	0 20
30 Maryam Dauda	14:55	3-3	1-1	0-0	1 3 4	4 0	7	2	1	1	0	0 13
55 Emrie Ellis	12:49	3-3	1-1	0-0	0 2 2	3 0	5	0	3	0	0	0 9
22 Avery Hughes	05:04	0-1	0-0	2-2	0 0 0	2 1	2	0	0	0	0	0 -4
20 Karley Johnson	06:19	0-0	0-0	1-2	0 0 0	0 1	1	1	1	0	0	0 1
21 Loren Lindsey	04:56	0-0	0-0	0-0	0 0 0	0 0	0	0	0	0	0	0 5
Team					1 3 4		0	0				
Totals		30-48	10-19	23-30	5 40 45	22 23	93	16	22	3	2	0 44

Technical Fouls:NONE

Dead Ball Rebounds: 4, 0

Shooting By Period	
1 st FG%	8-11 72.7%
3PT%	2-3 66.7%
FT%	2-4 50%
2 nd FG%	7-12 58.3%
3PT%	2-5 40.0%
FT%	8-10 80%
3 rd FG%	8-13 61.5%
3PT%	4-9 44.4%
FT%	5-6 83.3%
4 th FG%	7-12 58.3%
3PT%	2-2 100.0%
FT%	8-10 80%
GM FG%	30-48 62.5%
3PT%	10-19 52.6%
FT%	23-30 76.7%



Official Basketball Box Score - Final
Northern Ariz. at Arkansas
11/24/22 UVI Sports and Fitness Center, Charlotte Amalie, USVI
2022 Paradise Jam Women's Basketball REEF DIVISION

Game Time: 6:45 PM
Game Duration: 2:00

Officials: Tim Resch, Tommi Paris, Sarah Williams

Northern Ariz. - 73 Record: 3-3

NO. Name	Min	FG M-A	3P M-A	FT M-A	Rebounds OR DR TOT	Fouls PF FD	TP	AS	TO	ST	Blocks BS BA	+/-
2 Nyah Moran	F 20:20	6-12	2-4	1 0 1	4 5	16	2	5	3	1	0	-5
12 Sophie Glancey	F 23:06	0-5	0-1	0-0	2 3 5	5 1	0	0	3	0	0	-10
25 Montana Oltrogge	F 31:03	1-9	0-4	0-0	1 10 11	3 0	2	1	5	0	0	-2
1 Regan Schenck	G 35:44	3-8	1-3	4-4	0 5 5	4 2	11	5	7	1	0	-4
21 Emily Rodabaugh	G 38:11	6-13	4-8	0-0	0 6 6	3 1	16	0	2	3	0	-2
22 Olivia Moran	G 20:35	6-9	3-3	2-2	2 0 2	5 3	17	0	3	0	0	-4
45 Fatoumata Jaiteh	16:54	3-3	0-0	2-2	1 2 3	3 4	8	1	1	1	0	1
5 Taylor Feldman	10:05	1-2	0-0	0-0	0 0 0	3 0	2	1	1	0	0	-7
4 Mary McMorris	04:02	0-1	0-0	1-2	1 0 1	2 1	1	0	1	1	0	-4
Team					0 4 4		0	0				
Totals		26-62	10-25	11-14	8 30 38	32 17	73	10	28	9	2	4 -9

Technical Fouls:NONE

Dead Ball Rebounds: 1, 1

Shooting By Period	
1 st FG%	6-14 42.9%
3PT%	1-5 20.0%
FT%	5-5 100%
2 nd FG%	4-12 33.3%
3PT%	2-4 50.0%
FT%	2-4 50%
3 rd FG%	6-15 40.0%
3PT%	3-7 42.9%
FT%	2-4 50%
4 th FG%	10-21 47.6%
3PT%	4-9 44.4%
FT%	3-3 100%
GM FG%	26-62 41.9%
3PT%	10-25 40.0%
FT%	11-14 78.6%

Little Rock - 49 Record: 1-2

NO. Name	Min	FG M-A	3P M-A	FT M-A	Rebounds OR DR TOT	Fouls PF FD	TP	AS	TO	ST	Blocks BS BA	+/-
11 Faith Lee	F 23:32	1-9	0-0	3-4	0 0 0	4 3	5	0	3	0	0	-35
32 Nikki Metcalfe	F 31:37	6-11	0-0	0-0	0 4 4	2 2	12	1	3	0	0	-37
3 Jayla Brooks	G 17:58	0-2	0-0	1-2	0 0 0	4 1	1	0	0	1	0	-21
10 Jaylah Harris-Smith	G 36:41	2-4	0-0	3-3	2 3 5	4 3	7	6	4	1	0	-37
12 Tia Harvey	G 25:55	6-22	0-1	2-2	0 0 0	2 3	14	1	3	2	0	-35
34 Angeline Francis	16:18	1-2	0-0	0-2	1 1 2	3 5	2	0	1	0	0	-2
0 Toyosi Abiola	21:05	2-9	1-6	1-2	1 0 1	2 4	6	1	0	0	0	-25
22 Mesi Triplett	10:16	0-2	0-0	0-2	1 1 2	1 1	0	0	0	0	0	-11
44 Sha'nequa Henry	13:18	1-2	0-0	0-0	1 2 3	1 0	2	0	1	1	0	-12
1 Mira Hanna	03:20	0-0	0-0	0-0	0 1 1	0 0	0	0	0	0	0	-5
Team					1 4 5		0	1				
Totals		19-63	1-7	10-17	7 16 23	22 49	9	16	5	0	2	-44

Technical Fouls:NONE

Dead Ball Rebounds: 4, 0

Shooting By Period	
1 st FG%	4-12 33.3%
3PT%	0-0 0.0%
FT%	2-3 66.7%
2 nd FG%	4-20 20.0%
3PT%	1-3 33.3%
FT%	0-0 0%
3 rd FG%	2-14 14.3%
3PT%	0-2 0.0%
FT%	3-4 75%
4 th FG%	9-17 52.9%
3PT%	0-2 0.0%
FT%	5-10 50%
GM FG%	19-63 30.2%
3PT%	1-7 14.3%
FT%	10-17 58.8%

	ARK	LR
Biggest lead	45 (4 th 9:05)	2 (1 st 9:14)
Best Scoring Run	11 (3 rd 2:43)	4 (4 th 7:19)
Lead Changes	1	
Times Tied	1	
Time with Lead	37:22	00:20

Points from	ARK	LR
Turnovers	19	16
Paint	38	16
Second Chance	10	3
Fast Breaks	9	8
Bench	24	10

Period by Period Scoring	1st	2nd	3rd	4th	TOT
ARK	20	24	25	24	93
LR	10	9	7	23	49

	NAU	ARK
Biggest lead	4 (1 st 4:09)	18 (3 rd 0:18)
Best Scoring Run	6 (2 nd 8:58)	12 (2 nd 0:01)
Lead Changes	9	
Times Tied	2	
Time with Lead	10:10	28:08

Points from	NAU	ARK
Turnovers	19	29
Paint	30	44
Second Chance	5	10
Fast Breaks	20	9
Bench	28	10

Period by Period Scoring	1st	2nd	3rd	4th	TOT
NAU	18	11	17	27	73
ARK	20	18	23	21	82

Dead Ball Rebounds: 6, 0



Official Basketball Box Score - Final
Arkansas at Clemson
11/25/22 UVI Sports and Fitness Center, Charlotte Amalie, USVI
2022-23 Women's Basketball

Game Time: 9:35 PM
Game Duration: 2:06
Attendance: 1,724

Officials: Mark McDienny, Brandon Entenrie, Whitney Armstrong

Arkansas - 76 Record: 7-0

NO. Name	Min	FG M-A	3P M-A	FT M-A	Rebounds OR DR TOT	Fouls PF FD	TP	AS	TO	ST	Blocks BS BA	+/-
4 Erynn Barnum	F 25:33	4-5	0-0	6-9	2 7 9	1 6	14	1	1	5	1	0 28
0 Saylor Poffenbarger	G 37:48	5-8	2-4	3-4	0 9 9	2 2	15	1	4	1	0	0 14
2 Samara Spencer	G 27:30	1-5	0-2	1-6	0 5 5	3 3	6	8	0	0	1	14
3 Chrissy Carr	G 30:43	6-13	5-10	2-2	1 3 4	3 2	19	1	1	1	0	0 14
43 Makayla Daniels	G 34:19	6-12	2-5	7-10	0 5 5	4 8	21	2	6	2	0	0 18
11 Rylee Langerman	18:49	1-1	0-0	1-2	0 0 0	4 1	3	0	0	0	0	4
24 Jersey Wolfenbarger	10:51	0-2	0-2	1-2	1 3 4	1 1	1	2	0	0	0	-8
30 Maryam Dauda	14:27	0-2	0-0	0-0	2 1 3	0 1	0	0	0	0	0	-14
Team					3 2 5		0	1				
Totals		23-48	9-23	21-35	9 35 44	19 26	76	12	23	9	1	1 14

Technical Fouls:Daniels 4th4:04Daniels 4th4:04Coach 4th4:04

Shooting By Period	
1 st FG%	4-12 33.3%
3PT%	2-5 40.0%
FT%	5-6 83.3%
2 nd FG%	3-12 25.0%
3PT%	1-8 12.5%
FT%	2-7 28.6%
3 rd FG%	10-16 62.5%
3PT%	2-5 40.0%
FT%	3-4 75%
4 th FG%	6-8 75.0%
3PT%	4-5 80.0%
FT%	11-18 61.1%
GM FG%	23-48 47.9%
3PT%	9-23 39.1%
FT%	21-35 60.0%

Dead Ball Rebounds: 5, 0

Clemson - 62 Record: 3-3

NO. Name	Min	FG M-A	3P M-A	FT M-A	Rebounds OR DR TOT	Fouls PF FD	TP	AS	TO	ST	Blocks BS BA	+/-
5 Amari Robinson	F 25:09	3-11	1-3	0-0	2 3 5	4 1	7	1	4	1	0	0 -5
12 Hannah Hank	C 31:25	2-4	2-3	3-4	1 8 9	4 4	9	0	1	1	0	-13
2 Daisha Bradford	G 20:32	3-10	0-3	1-2	0 0 0	5 3	7	3	1	0	0	0 -8
22 Ruby Whitehorn	G 27:32	4-11	0-1	2-3	1 4 5	4 3	10	2	4	0	0	-12
24 AleJah Douglas	G 19:55	5-11	2-4	1-4	1 2 3	5 2	13	0	5	3	0	2
0 Brie Perpinjan	24:44	1-6	0-2	2-2	1 1 2	1 2	4	4	0	3	0	-16
3 Makayla Elmore	17:15	1-1	0-0	1-2	3 1 0	3 1	0	3	1	0	1	-10
15 Kionna Gaines	12:28	2-5	0-0	0-0	1 2 3	1 1	4	0	1	0	0	-1
30 Madi Ott	14:49	1-4	1-4	0-0	0 0 0	1 0	3	1	0	0	0	-7
21 Eno Iiyang	06:11	1-1	0-0	0-0	0 1 1	1 0	2	0	1	0	0	0
Team					1 2 3		0	0				
Totals		23-64	7-21	9-15	9 25 34	27 16	62	12	17	9	1	1 -14

Technical Fouls:Bradford 4th4:04

Shooting By Period	
1 st FG%	7-16 43.8%
3PT%	1-6 16.7%
FT%	0-2 0%
2 nd FG%	4-15 26.7%
3PT%	0-4 0.0%
FT%	1-2 50%
3 rd FG%	5-13 38.5%
3PT%	1-3 33.3%
FT%	2-2 100%
4 th FG%	7-20 35.0%
3PT%	5-8 62.5%
FT%	6-9 66.7%
GM FG%	23-64 35.9%
3PT%	7-21 33.3%
FT%	9-15 60.0%

Dead Ball Rebounds: 3, 0

	ARK	CLEM
Biggest lead	21 (4 th 6:58)	2 (2 nd 1:14)
Best Scoring Run	12 (4 th 9:15)	10 (4 th 3:31)

#SIDEBYSIDE



Official Basketball Box Score - Final
Troy at Arkansas
12/01/22 Bud Walton Arena, Fayetteville
2022-23 Women's Basketball

Game Time: 7:00 PM
Game Duration: 2:02
Attendance: 3,019

Officials: William (Bily) Smith, Meadow Overstreet, Teresa Luck

Troy - 70

Record: 3-4

NO. Name	Min	FG M-A	3P M-A	FT M-A	Rebounds OR DR TOT	Fouls PF FD	TP	AS	TO	ST	Blocks BS BA	+/-
10 Tai'Sheka Porchia	F 24:52	3-10	0-0	4-5	1 4 5	1 3	10	1	3	1	1 1	-1
11 Ja'Mia Hollings	F 24:28	4-9	0-1	0-0	3 5 8	2 0	8	1	3	1	0 0	-24
3 Makayia Hallmon	G 25:13	9-23	4-7	3-4	0 1 1	3 2	25	1	1	0	0 0	-17
5 Jada Walton	G 21:37	4-13	2-5	0-1	4 0 4	1 2	10	2	1	0	0 0	-16
22 Sharonica Hartsfield	G 15:32	0-2	0-2	4-6	2 0 2	5 4	4	1	2	0	0 0	-11
12 Nia Daniel	13:55	1-4	0-2	0-0	2 2 4	0 0	2	0	1	0	1 0	2
20 Janean Camp	15:47	1-5	0-0	1-2	3 7 10	4 2	3	0	5	1	2 1	-9
4 Jashanti Simmons	08:13	0-0	0-0	1-2	3 0 3	2 0	0	1	0	0	0 0	1
0 Gabbi Cartagena	14:45	1-4	0-3	1-1	1 1 2	1 2	3	0	0	0	0 0	5
1 Mary Delgado	13:33	2-3	1-1	0-0	0 1 1	3 3	5	3	2	1	0 0	-2
21 Ke'Aja Williams	10:44	0-0	0-0	0-0	1 3 4	2 0	0	0	0	0	1 0	1
23 Shaniah Nunn	06:52	0-2	0-1	0-2	1 2 3	0 1	0	0	2	0	0 0	-6
31 Jamila Nansombi-Gunter	04:48	0-1	0-0	0-0	1 0 1	0 0	0	0	0	0	0 0	-8
Team					4 1 5		0	1				
Totals	25:77	7-22	13-21	24	29	53	25	17	70	10	21 5	5 3 -17

Technical Fouls:Coach 2nd3:25Hallmon 4th0:01

Dead Ball Rebounds: 4, 3

Arkansas - 87

Record: 9-0

NO. Name	Min	FG M-A	3P M-A	FT M-A	Rebounds OR DR TOT	Fouls PF FD	TP	AS	TO	ST	Blocks BS BA	+/-
4 Erynn Barnum	F 19:10	8-9	0-1	2-2	3 5 8	1 2	18	2	1	2	0 0	12
0 Saylor Poffenbarger	G 24:18	3-8	1-4	2-2	0 3 3	1 3	9	5	3	0	1 0	1
2 Samara Spencer	G 27:47	8-15	3-8	0-3	0 3 3	1 4	19	6	3	1	0 2	26
3 Chrissy Carr	G 25:43	5-14	2-9	2-2	1 2 3	2 1	14	0	0	1	0 0	23
43 Makayia Daniels	G 25:36	2-6	2-6	4-4	0 3 3	4 7	10	4	3	3	0 0	10
11 Rylee Langerman	15:55	0-2	0-2	1-2	1 4 5	2 2	1	3	2	0	0 0	20
24 Jersey Wollenbarger	20:46	4-7	3-5	0-2	2 1 3	1 1	11	0	0	1	2 0	9
30 Maryam Dauda	20:50	0-6	0-1	0-0	0 7 7	4 1	0	0	1	0	0 0	5
55 Emrie Ellis	08:42	0-2	0-1	1-2	0 0 0	1 1	1	0	0	0	0 0	-10
20 Karley Johnson	05:38	0-0	0-0	0-0	1 0 1	0 0	0	0	0	0	0 0	1
22 Avery Hughes	03:22	1-1	0-0	2-2	0 0 0	0 0	1	4	0	0	0 0	-6
21 Loren Lindsey	02:13	0-0	0-0	0-0	0 0 0	0 0	0	0	0	0	0 0	-1
Team					2 3 5		0	1				
Totals	31:70	11-37	14-21	10	31	41	19	23	87	20	14 8	3 5 17

Technical Fouls:Coach 3rd1:43Coach 4th0:01

Dead Ball Rebounds: 4, 1

	TROY	ARK
Biggest lead	0 (1 st 10:00)	27 (3 rd 4:18)
Best Scoring Run	6 (4 th 5:38)	9 (2 nd 2:54)
Lead Changes	0	
Times Tied	3	
Time with Lead	00:00	38:50

Points from Turnovers	TROY	ARK
Paint	20	40
Second Chance	14	9
Fast Breaks	17	20
Bench	13	17

Period by Period Scoring	1st	2nd	3rd	4th	TOT
TROY	17	7	20	26	70
ARK	27	17	23	20	87



Official Basketball Box Score - Final
Oral Roberts at Arkansas
12/04/22 Bud Walton Arena, Fayetteville
2022-23 Women's Basketball

Game Time: 2:00 PM
Game Duration: 1:48
Attendance: 2,947

Officials: Katie Lukanich, Sal Esho, Eric Baker

Oral Roberts - 58

Record: 2-7

NO. Name	Min	FG M-A	3P M-A	FT M-A	Rebounds OR DR TOT	Fouls PF FD	TP	AS	TO	ST	Blocks BS BA	+/-
22 Ruthie Udumoh	F 32:26	0-8	0-2	4-6	2 3 5	4 3	0	4	0	0	0 2	-34
32 Tirzah Moore	F 32:17	7-12	0-0	2-2	5 6 11	3 3	16	0	1	0	2 3	-40
2 Hannah Cooper	G 38:07	7-19	0-1	1-3	0 3 3	4 3	15	4	4	4	0 4	-36
11 Ariel Walker	G 24:06	4-11	1-5	4-6	3 2 5	2 4	13	0	1	2	0 0	-20
14 Delaney Nix	G 25:41	1-8	0-7	0-0	0 3 3	1 0	2	1	0	0	0 0	-21
20 Lauren Ramey	16:29	1-6	0-5	0-0	0 3 3	0 0	2	0	0	0	1 0	-9
30 Sara Rodrigues	19:51	1-4	1-3	3-4	0 4 4	3 3	6	1	1	0	0 0	0
23 Talia Pogi	09:10	0-3	0-3	0-0	0 1 1	1 0	0	0	1	0	0 0	-12
1 Maggie Sockey	01:53	0-0	0-0	0-0	0 0 0	1 0	0	0	1	0	0 0	2
Team					2 4 6		0	1				
Totals	21:71	2-26	14-21	12	29	41	19	16	58	6	13 6	3 9 -34

Technical Fouls:NONE

Dead Ball Rebounds: 3, 0

Arkansas - 92

Record: 10-0

NO. Name	Min	FG M-A	3P M-A	FT M-A	Rebounds OR DR TOT	Fouls PF FD	TP	AS	TO	ST	Blocks BS BA	+/-
4 Erynn Barnum	F 19:43	3-5	0-0	0-0	2 3 5	3 0	6	4	1	0	1 0	14
0 Saylor Poffenbarger	G 26:09	5-11	1-3	3-4	0 13 14	5 5	14	5	0	0	1 0	35
2 Samara Spencer	G 30:40	10-17	6-8	6-12	1 1 2	1 6	32	3	2	3	1 0	36
24 Jersey Wollenbarger	G 32:30	2-5	0-2	5-5	3 9 12	1 3	9	1	2	0	4 0	29
3 Chrissy Carr	G 35:04	6-17	3-12	0-0	1 4 5	2 1	15	1	2	0	0 0	33
11 Rylee Langerman	16:32	1-4	0-2	1-2	3 3 6	2 1	3	1	0	2	0 0	5
30 Maryam Dauda	22:08	5-11	0-3	0-0	3 5 8	3 0	10	1	0	0	2 1	14
55 Emrie Ellis	08:33	1-3	0-0	0-0	0 1 1	0 1	2	0	0	0	0 0	1
22 Avery Hughes	03:52	0-0	0-0	1-2	0 0 0	0 0	1	1	0	1	0 0	0
20 Karley Johnson	02:43	0-1	0-0	0-0	0 0 0	0 0	1	0	0	0	0 0	1
21 Loren Lindsey	02:06	0-0	0-0	0-0	0 0 0	0 0	0	0	0	0	0 0	-2
Team					2 4 6		0	0				
Totals	33:74	10-30	16-25	15	42	57	16	19	92	16	8 5	9 3 34

Technical Fouls:NONE

Dead Ball Rebounds: 6, 0

	ORU	ARK
Biggest lead	2 (1 st 9:14)	36 (4 th 2:06)
Best Scoring Run	6 (2 nd 3:18)	14 (4 th 8:21)
Lead Changes	3	
Times Tied	1	
Time with Lead	01:14	37:53

Points from Turnovers	ORU	ARK
Paint	36	42
Second Chance	10	10
Fast Breaks	13	20
Bench	8	16

Period by Period Scoring	1st	2nd	3rd	4th	TOT
ORU	16	21	10	11	58
ARK	22	19	32	19	92



Official Basketball Box Score - Final
Lamar University at Arkansas
12/08/22 Bud Walton Arena, Fayetteville
2022-23 Women's Basketball

Game Time: 7:00 PM
Game Duration: 1:52
Attendance: 2,268

Officials: Putari Spurlock-Welsh, Nykesha Thompson, Eric Brewster

Lamar University - 50

Record: 4-4

NO. Name	Min	FG M-A	3P M-A	FT M-A	Rebounds OR DR TOT	Fouls PF FD	TP	AS	TO	ST	Blocks BS BA	+/-
14 Emma Imevbore	F 07:08	1-2	0-0	0-0	2 2 4	4 0	2	0	1	0	1 0	-4
22 NJ Weems	F 14:32	0-1	0-1	2-3	0 1 1	3 1	2	0	4	0	0 0	-1
3 Sabria Dean	G 37:53	3-11	3-6	2-2	3 4 7	3 3	11	1	5	3	0 2	-10
11 Portia Adams	G 30:57	5-12	2-3	0-0	1 4 5	4 3	12	0	1	1	0 0	-2
30 RT'Mari Taylor	G 35:49	4-12	1-2	0-0	0 1 1	1 2	9	5	3	2	0 3	-11
2 Alyiah Craft	15:21	1-3	0-1	0-0	0 1 1	2 0	2	0	2	0	0 0	-6
41 Akasha Davis	24:01	3-10	0-0	2-3	3 2 5	2 8	0	2	1	1	0 0	-5
13 Taliah Hill	08:51	1-2	0-0	2-2	1 1 2	4 1	4	0	0	0	0 1	-4
33 Anaya Bernard	25:28	0-2	0-0	0-0	1 6 7	3 1	0	0	0	2	0 1	-14
Team					1 2 3		0	2				
Totals	18:55	6-13	8-10	12	24	36	26	13	50	6	20 9	2 9 -13

Technical Fouls:NONE

Dead Ball Rebounds: 1, 1

Arkansas - 63

Record: 11-0

NO. Name	Min	FG M-A	3P M-A	FT M-A	Rebounds OR DR TOT	Fouls PF FD	TP	AS	TO	ST	Blocks BS BA	+/-
4 Erynn Barnum	F 33:51	2-4	0-1	1-4	3 5 8	2 5	5	3	5	1	2 0	15
0 Saylor Poffenbarger	G 37:37	7-13	2-5	1-3	2 10 12	3 4	17	3	5	2	3 2	19
2 Samara Spencer	G 33:45	5-10	1-3	6-16	0 0 0	4 11	17	4	5	0	0 0	7
24 Jersey Wollenbarger	G 32:20	2-9	0-3	0-0	3 3 6	1 0	4	0	1	2	3 0	13
3 Chrissy Carr	G 35:42	4-9	4-9	6-8	1 1 2	2 4	18	0	1	0	0 0	13
11 Rylee Langerman	18:13	0-2	0-2	0-0	1 5 6	0 2	0	0	1	1	1 0	8
30 Maryam Dauda	06:09	1-1	0-0	0-0	0 0 0	1 0	1	2	0	2	2 0	-2
55 Emrie Ellis	02:23	0-0	0-0	0-0	0 0 0	0 0	0	0	0	0	0 0	-6
Team					2 1 3		0	0				
Totals	21:48	7-23	14-31	12	25	37	13	26	63	10	20 8	9 2 13

Technical Fouls:NONE

Dead Ball Rebounds: 7, 1

	LU	ARK
Biggest lead	4 (2 nd 6:27)	13 (4 th 0:13)
Best Scoring Run	5 (2 nd 0:16)	9 (3 rd 0:46)
Lead Changes	7	
Times Tied	7	
Time with Lead	10:24	24:04

Points from Turnovers	LU	ARK
Paint	20	26
Second Chance	10	8
Fast Breaks	4	11
Bench	14	2

Period by Period Scoring	1st	2nd	3rd	4th	TOT
LU	16	17	10	7	50
ARK	13	18	16	16	63



Official Basketball Box Score - Final
Arkansas St. at Arkansas
12/11/22 Bud Walton Arena, Fayetteville
2022-23 Women's Basketball

Game Time: 3:00 PM
Game Duration: 1:48
Attendance: 3,266

Officials: Margaret Tieman, Timothy Daniel, Kaz Beverley

Arkansas St. - 63

Record: 4-5

NO. Name



Official Basketball Box Score - Final
Arkansas at Creighton
12/17/22 D.J. Sokol Arena, Omaha, Neb.
2022-23 Women's Basketball

Game Time: 1:00 PM
Game Duration: 2:03
Attendance: 1,050

Officials: Tiara Cruise, Dee Kantner, Pualani Spurlock-Welsh

Arkansas - 83 Record: 13-0

NO. Name	Min	FG M-A	3P M-A	FT M-A	Rebounds OR DR TOT	Fouls PF FD	TP	AS	TO	ST	Blocks BS BA	+/-
4 Erynn Barnum	F 29:35	5-9	0-0	5-7	1 1 2	2 4	15	4	0	2	2 0	8
0 Saylor Poffenbarger	G 37:44	6-16	2-7	2-3	4 7 11	3 2	16	3	6	2	0 1	5
2 Samara Spencer	G 36:38	10-17	5-7	1-4	0 4 4	3 4	26	4	1	0	0 2	13
34 Chrissy Carr	G 15:21	0-3	0-3	4-4	0 2 2	2 2	4	0	0	1	0 0	3
43 Makayla Daniels	G 30:00	3-7	2-3	4-6	1 1 2	4 6	12	3	3	0	0 0	1
11 Rylee Langerman	25:26	2-3	2-3	0-0	1 4 5	1 0	6	0	0	0	0 0	2
24 Jersey Wolfenbarger	14:51	0-1	0-1	0-0	1 2 3	1 0	0	0	0	0	0 0	8
30 Maryam Dauda	10:25	1-2	1-2	1-2	0 1 1	1 1	4	1	3	0	0 0	0
Team					1 5 6	0	0	0	0	0	0 0	
Totals		27-58	12-26	17-26	9 27 36	17 19	83	15	13	5	2 3	8

Technical Fouls:NONE

Shooting By Period		
1 st FG%	5-13	38.5%
3PT%	2-7	28.6%
FT%	1-6	16.7%
2 nd FG%	9-16	56.3%
3PT%	4-6	66.7%
FT%	2-4	50%
3 rd FG%	7-18	38.9%
3PT%	4-11	36.4%
FT%	6-8	75%
4 th FG%	6-11	54.5%
3PT%	2-2	100.0%
FT%	8-8	100%
GM FG%	27-58	46.6%
3PT%	12-26	46.2%
FT%	17-26	65.4%

Dead Ball Rebounds: 3, 0

Creighton - 75 Record: 8-2

NO. Name	Min	FG M-A	3P M-A	FT M-A	Rebounds OR DR TOT	Fouls PF FD	TP	AS	TO	ST	Blocks BS BA	+/-
31 Emma Ronsiek	F 26:02	5-11	1-5	2-2	2 5 7	5 2	13	2	2	0	0 0	-2
13 Rachael Saunders	G 15:51	2-2	0-0	0-0	1 2 3	4 0	4	2	1	2	0 0	-6
15 Lauren Jensen	G 30:15	4-16	1-8	4-5	1 3 4	3 4	13	1	3	1	0 0	-11
21 Molly Mogensen	G 31:27	1-9	1-8	1-2	0 4 4	2 2	4	1	3	1	0 0	-13
30 Morgan Maly	G 28:43	5-13	2-8	12-12	5 4 9	1 6	24	3	3	0	0 0	-9
14 Mallory Brake	13:44	0-0	0-0	0-2	2 0 2	0 1	0	1	0	1	1 0	6
22 Carly Bachelor	27:55	3-8	0-1	0-0	5 6 11	3 2	6	1	0	0	0 0	-9
11 Kiani Lockett	08:11	0-1	0-1	0-0	0 0 0	1 0	0	2	1	0	0 0	7
2 Kennedy Townsend	06:11	0-1	0-1	0-0	0 0 0	0 0	0	1	0	0	0 0	-6
12 Jayme Horan	11:41	3-5	3-4	2-2	1 3 4	1 1	11	0	0	0	0 0	3
Team					1 1 2	0	0	1	0	0	0 0	
Totals		23-66	8-35	21-25	18 28 46	20 17	75	14	14	5	3 2	-8

Technical Fouls:Saunders 3rd9:11

Shooting By Period		
1 st FG%	7-19	36.8%
3PT%	3-13	23.1%
FT%	0-0	0%
2 nd FG%	3-12	25.0%
3PT%	3-7	42.9%
FT%	7-10	70%
3 rd FG%	8-20	40.0%
3PT%	2-10	20.0%
FT%	2-2	100%
4 th FG%	5-15	33.3%
3PT%	0-5	0.0%
FT%	12-13	92.3%
GM FG%	23-66	34.8%
3PT%	8-35	22.9%
FT%	21-25	84.0%

Dead Ball Rebounds: 2, 0

	ARK	CRE
Biggest lead	11 (3 rd 2:35)	6 (2 nd 7:00)
Best Scoring Run	11 (3 rd 9:41)	7 (3 rd 7:10)
Lead Changes	4	
Times Tied	1	
Time with Lead	26:10	12:53

Period by Period Scoring					
	1st	2nd	3rd	4th	TOT
ARK	13	24	24	22	83
CRE	17	16	20	22	75



Official Basketball Box Score - Final
Oregon at Arkansas
12/20/22 Pechanga Arena, San Diego
2022-23 Women's Basketball

Game Time: 1:00 PM
Game Duration: 1:46
Attendance: 321

Officials: Kim Hobbs, Salf Escho, Scott Osborn

Oregon - 85 Record: 10-1

NO. Name	Min	FG M-A	3P M-A	FT M-A	Rebounds OR DR TOT	Fouls PF FD	TP	AS	TO	ST	Blocks BS BA	+/-
40 Grace VanSlooten	F 31:00	10-19	0-0	6-10	3 3 6	3 6	26	1	3	0	2 3	5
15 Philipina Kyel	C 25:30	3-6	0-0	0-2	5 9 14	1 2	6	1	1	0	1 1	0
2 Chance Gray	G 28:31	3-11	2-5	0-0	0 1 1	1 0	8	1	1	0	0 0	14
4 Endyia Rogers	G 33:47	6-13	1-3	7-10	0 3 3	2 9	20	6	1	2	1 0	12
12 Te-Hina Paopao	G 32:06	4-10	3-6	1-2	0 5 5	2 1	12	4	2	1	2 0	3
0 Tayla Hanson	18:01	3-5	1-3	1-2	1 4 5	1 1	8	2	1	0	0 0	-6
3 Ahise Hurst	23:04	2-6	1-3	0-0	0 4 4	2 1	5	2	0	0	0 0	10
11 Taylor Hosendove	08:01	0-0	0-0	0-0	2 3 5	2 0	0	0	1	0	0 0	-3
Team					3 4 7	0	0	0	0	0	0 0	
Totals		31-70	8-20	15-26	14 36 50	14 20	85	17	10	3	6 4	7

Technical Fouls:NONE

Shooting By Period		
1 st FG%	10-20	50.0%
3PT%	2-5	40.0%
FT%	0-0	0%
2 nd FG%	4-12	33.3%
3PT%	0-3	0.0%
FT%	8-14	57.1%
3 rd FG%	7-20	35.0%
3PT%	1-3	33.3%
FT%	2-2	100%
4 th FG%	10-18	55.6%
3PT%	5-9	55.6%
FT%	5-10	50%
GM FG%	31-70	44.3%
3PT%	8-20	40.0%
FT%	15-26	57.7%

Dead Ball Rebounds: 6, 0

Arkansas - 78 Record: 13-1

NO. Name	Min	FG M-A	3P M-A	FT M-A	Rebounds OR DR TOT	Fouls PF FD	TP	AS	TO	ST	Blocks BS BA	+/-
4 Erynn Barnum	F 27:14	8-17	3-4	3-4	5 4 9	4 2	22	0	0	0	1 1	-8
0 Saylor Poffenbarger	G 34:09	2-9	1-6	0-0	1 10 11	3 0	5	3	2	1	1 0	0
2 Samara Spencer	G 38:40	6-18	2-6	6-8	0 7 7	5 7	20	2	1	0	0 3	-6
34 Chrissy Carr	G 28:27	1-5	1-5	0-0	0 1 1	0 0	3	3	1	1	0 0	1
43 Makayla Daniels	G 33:47	6-17	3-8	0-0	1 2 3	3 3	15	1	1	0	0 1	-13
11 Rylee Langerman	24:58	2-4	2-2	1-2	4 3 7	2 2	7	0	3	0	0 0	-10
30 Maryam Dauda	11:49	3-7	0-0	0-0	1 0 1	3 0	6	1	0	0	2 0	0
55 Emrie Ellis	00:56	0-0	0-0	0-0	0 1 1	0 0	0	0	0	0	0 0	1
Team					3 2 5	0	0	0	0	0	0 0	
Totals		28-77	12-31	10-14	15 30 45	20 14	78	18	9	4	4 6	-7

Technical Fouls:NONE

Shooting By Period		
1 st FG%	10-21	47.6%
3PT%	4-5	80.0%
FT%	1-2	50%
2 nd FG%	5-16	31.3%
3PT%	1-9	11.1%
FT%	1-2	50%
3 rd FG%	9-23	39.1%
3PT%	4-9	44.4%
FT%	0-0	0%
4 th FG%	4-17	23.5%
3PT%	3-8	37.5%
FT%	3-10	80%
GM FG%	28-77	36.4%
3PT%	12-31	38.7%
FT%	10-14	71.4%

Dead Ball Rebounds: 2, 0

	ORG	ARK
Biggest lead	7 (4 th 0:28)	7 (2 nd 5:05)
Best Scoring Run	9 (2 nd 0:56)	6 (1 st 4:25)
Lead Changes	7	
Times Tied	9	
Time with Lead	13:38	20:50

Points from	ORG	ARK
Turnovers	8	15
Paint	40	26
Second Chance	18	12
Fast Breaks	15	11
Bench	13	13



Official Basketball Box Score - Final
South Fla. at Arkansas
12/21/22 Pechanga Arena, San Diego
2022 NCAAW San Diego Invitational

Game Time: 1:00 PM
Game Duration: 2:07
Attendance: 303

Officials: Doug Knight, Kim Hobbs, Scott Osborn

South Fla. - 66 Record: 11-4

NO. Name	Min	FG M-A	3P M-A	FT M-A	Rebounds OR DR TOT	Fouls PF FD	TP	AS	TO	ST	Blocks BS BA	+/-
32 Dulcy Fankam Mendjiadeu	F 29:56	8-11	0-0	0-0	2 10 12	4 2	16	0	2	0	0 1	13
55 Carla Brito	F 15:32	2-5	1-1	3-4	0 3 3	0 3	8	1	1	0	1 0	6
3 Sammie Puitsis	G 44:02	2-11	1-7	0-0	2 3 5	0 2	5	2	3	0	0 0	1
5 Elena Tsineke	G 40:28	9-17	3-6	2-2	2 0 2	4 3	23	3	7	3	1 2	3
22 Aerial Wilson	G 22:13	1-1	1-1	0-2	0 3 3	5 1	3	5	2	0	1 0	9
12 Marina Asensio	09:08	0-0	0-0	0-0	0 3 3	0 0	0	2	0	0	0 0	0
20 Daniela Gonzalez	29:28	1-6	1-2	0-0	1 0 1	4 1	3	1	0	0	0 2	-5
2 Priscilla Williams	03:21	0-1	0-0	0-0	0 0 0	0 0	0	0	1	0	0 0	-2
14 Emma Johansson	13:45	1-2	0-1	0-0	0 3 3	1 1	2	1	1	1	1 0	-10
1 Maria Alvarez	15:16	1-4	1-3	3-3	1 1 2	3 1	6	0	2	0	0 0	-7
0 Caitlin McGee	01:19	0-0	0-0	0-0	0 1 1	0 0	0	0	0	0	1 0	-2
10 Janelle Aamio	00:32	0-0	0-0	0-0	0 0 0	0 0	0	0	0	0	0 0	-1
Team					2 3 5	0	0	0	0	0	0 0	
Totals		25-58	8-21	8-11	10 30 40	21 14	66	15	19	4	5 5	1

Technical Fouls:NONE

Shooting By Period		
1 st FG%	6-14	42.9%
3PT%	1-1	100.0%
FT%	0-0	0%
2 nd FG%	2-13	15.4%
3PT%	1-6	16.7%
FT%	0-0	0%
3 rd FG%	10-14	71.4%
3PT%	4-7	57.1%
FT%	3-6	50%
4 th FG%	6-13	46.2%
3PT%	2-5	40.0%
FT%	3-3	100%
-OTFG%	1-4	25.0%
3PT%	0-2	0.0%
FT%	2-2	100%
GM FG%	25-58	43.1%
3PT%	8-21	38.1%
FT%	8-11	72.7%

Dead Ball Rebounds: 2, 0

Arkansas - 65 Record: 13-2

NO. Name	Min	FG M-A	3P M-A	FT M-A	Rebounds OR DR TOT	Fouls PF FD	TP	AS	TO	ST	Blocks BS BA	+/-
4 Erynn Barnum	F 39:26	9-17	0-1	3-6	1 2 3	2 6 2	21	2	2	1	0	1 4
0 Saylor Poffenberger	G 39:28	1-5	1-4	0-0	0 7 7	1 2 3	2	3	0	1	1	0 -5
2 Samara Spencer	G 42:03	1-9	0-5	7-9	0 6 6	1 8 9	3	4	1	2	2	4
34 Chrissy Carr	G 36:31	3-9	2-5	2-2	1 2 3	1 1 1	10	0	0	1	0	0 -10
43 Makayla Daniels	G 41:28	6-17	4-11	4-5	2 2 4	2 4 2	20	3	1	2	0	2 5
30 Maryam Dauda	O 55:33	1-1	0-0	0-0	0 0 0	4 0 0	2	1	3	0	2	0 -5
11 Rylee Langerman	18:00	0-2	0-2	0-0	2 1 3	3 0 0	0	1	0	4	0	0 6
55 Emrie Ellis	02:31	0-0	0-0	0-0	0 0 0	0 0 0	0	0	0	0	0	0 4
Team					1 4 5	0		0	1			
Totals		21-60	7-28	16-22	7 24 31	14 21	65	13	11	10	5	5 -1

#SIDEBYSIDE



Official Basketball Box Score - Final
Arkansas at Kentucky
01/01/23 Memorial Coliseum, Lexington
2022-23 Women's Basketball

Game Time: 2:00 PM
Game Duration: 1:52
Attendance: 3,284

Officials: Gina Cross, Karen Preato, Frank Statoro

Arkansas - 71

Record: 14-3 (1-1)

NO.	Name	Min	FG	3P	FT	Rebounds	Fouls	TP	AS	TO	ST	Blocks	+/
			M-A	M-A	M-A	OR DR TOT	PF FD					BS BA	
4	Erynn Barnum	F 29:17	7-11	0-0	3-4	4 4 8	2 4	17	7	3	0	3 1	20
0	Saylor Poffenbarger	G 33:57	8-17	0-3	1-1	2 5 7	2 4	17	3	6	0	2 0	15
2	Samara Spencer	G 33:22	1-8	1-4	3-4	0 2 2	2 3	6	5	1	2	0 1	22
34	Chrissy Carr	G 24:55	3-10	2-8	0-0	0 4 4	2 3	8	1	3	1	0 0	18
43	Makayla Daniels	G 26:22	3-8	3-7	2-2	1 1 2	4 2	11	4	2	0	0 1	15
11	Rylee Langerman	G 22:54	2-4	2-3	0-0	2 5 7	0 0	6	1	1	1	0 0	23
24	Jersey Wollenbarger	14:55	2-5	0-0	0-0	0 3 3	2 2	4	0	2	0	0 1	-2
30	Maryam Dauda	10:43	1-1	0-0	0-0	1 2 3	1 0	2	1	0	0	2 0	1
55	Emrie Ellis	02:55	0-0	0-0	0-0	0 1 1	0 0	0	0	0	0	0 0	-5
22	Avery Hughes	00:40	0-0	0-0	0-0	0 0 0	0 0	0	0	1	0	0 0	-2
Team						2 2 4				0			
Totals			27-64	8-25	9-11	12 29 41	15 18	71	22	19	4	7 4	21

Technical Fouls:NONE

Shooting By Period		
1 st FG%	7-16	43.8%
3PT%	1-7	14.3%
FT%	1-1	100%
2 nd FG%	8-21	38.1%
3PT%	2-9	22.2%
FT%	0-0	0%
3 rd FG%	7-17	41.2%
3PT%	4-6	66.7%
FT%	1-2	50%
4 th FG%	5-10	50.0%
3PT%	1-3	33.3%
FT%	7-8	87.5%
GM FG%	27-64	42.2%
3PT%	8-25	32.0%
FT%	9-11	81.8%

Dead Ball Rebounds: 4, 0

Kentucky - 50

Record: 8-6 (0-2)

NO.	Name	Min	FG	3P	FT	Rebounds	Fouls	TP	AS	TO	ST	Blocks	+/
			M-A	M-A	M-A	OR DR TOT	PF FD					BS BA	
21	Niyah Leveretter	F 18:52	1-4	0-0	3-6	6 3 9	2 3	5	0	3	1	1 0	-7
5	Blair Green	G 33:00	5-19	2-6	2-2	1 1 2	3 1	14	1	3	2	0 1	-13
11	Jada Walker	G 33:17	6-14	0-1	1-2	1 0 1	2 2	13	2	4	2	0 0	-12
22	Maddie Scherr	G 37:41	1-11	0-5	6-7	4 6 10	2 4	8	3	5	5	0 1	-15
24	Emma King	G 17:41	1-3	0-1	0-0	0 1 1	1 0	2	0	0	1	2 0	-1
13	Ajae Petty	14:21	2-7	0-0	0-0	3 5 8	0 2	4	0	3	2	1 3	-22
25	Adebola Adeyeye	13:47	0-1	0-0	0-0	2 1 3	4 0	0	0	2	0	0 0	-0
4	Eniya Russell	13:10	0-1	0-0	0-0	0 3 3	1 1	0	1	3	0	0 0	-19
3	Kennedy Cambridge	05:01	0-0	0-0	0-0	0 0 0	1 0	0	0	0	1	0 0	-4
20	Amiya Jenkins	13:00	1-5	0-1	2-2	1 1 2	2 2	4	1	0	0	0 0	-3
Team						1 1 2				0			
Totals			17-65	2-14	14-19	19 22 41	18 15	50	8	23	14	4 7	-21

Technical Fouls:NONE

Shooting By Period		
1 st FG%	3-12	25.0%
3PT%	0-2	0.0%
FT%	2-3	66.7%
2 nd FG%	5-17	29.4%
3PT%	1-3	33.3%
FT%	0-0	0%
3 rd FG%	4-14	28.6%
3PT%	0-4	0.0%
FT%	1-2	50%
4 th FG%	5-22	22.7%
3PT%	1-5	20.0%
FT%	11-14	78.6%
GM FG%	17-65	26.2%
3PT%	2-14	14.3%
FT%	14-19	73.7%

Dead Ball Rebounds: 5, 1

	AR	UK
Biggest lead	27 (3 rd 2:45)	2 (1 st 5:33)
Best Scoring Run	16 (2 nd 7:03)	9 (3 rd 9:16)
Lead Changes	2	
Times Tied	4	
Time with Lead	36:09	00:35
Points from Turnovers	33	10
Paint	34	28
Second Chance	9	9
Fast Breaks	4	10
Bench	12	8
Period by Period Scoring		
1st	18	18
2nd	18	19
3rd	11	9
4th	22	50



Official Basketball Box Score - Final
Florida at Arkansas
01/05/23 Bud Walton Arena, Fayetteville
2022-23 Women's Basketball

Game Time: 7:00 PM
Game Duration: 2:05
Attendance: 4,524

Officials: Roy Gubayan, Ashlee Goode, Brian Garland

Florida - 74

Record: 12-4 (1-2)

NO.	Name	Min	FG	3P	FT	Rebounds	Fouls	TP	AS	TO	ST	Blocks	+/
			M-A	M-A	M-A	OR DR TOT	PF FD					BS BA	
25	Faith Dut	F 11:28	0-2	0-1	1-2	0 4 4	5 1	1	0	1	0	1 0	-5
24	Ra Shaya Kyle	C 22:40	6-11	0-0	5-6	2 3 5	2 4	17	0	1	0	0 1	-11
3	Kirsten Deans	G 27:56	4-14	1-7	9-11	0 3 3	3 6	18	1	0	1	0 0	-11
5	Alberte Rimdal	G 25:37	4-10	1-2	0-0	3 1 4	5 0	9	3	2	1	0 0	-18
15	Nina Rickards	G 24:20	1-7	0-2	4-4	1 0 1	4 3	6	0	4	2	0 1	-9
1	Myka Perry	26:18	6-11	2-4	3-5	0 3 3	1 3	17	1	1	0	0 0	-23
2	Talyah Wyche	16:42	1-3	0-0	2-2	0 1 1	3 3	4	0	0	0	1 0	-17
00	Talyah Wyche	15:12	0-0	0-0	3-2	5 2 0	0 1	1	0	1	1	0 0	-8
20	Jeriah Warren	21:58	0-2	0-2	2-2	1 4 5	0 1	2	1	0	1	0 0	-15
22	Paige Clausen	07:49	0-1	0-0	0-0	0 1 1	2 0	0	0	0	0	0 0	-13
Team						0 1 1				0			
Totals			22-64	4-18	26-32	10 23 33	27 21	74	7	10	6	2 3	-28

Technical Fouls:Rickards 3rd6:30

Shooting By Period		
1 st FG%	7-16	43.8%
3PT%	2-3	66.7%
FT%	3-4	75%
2 nd FG%	2-16	12.5%
3PT%	1-5	20.0%
FT%	3-4	75%
3 rd FG%	7-17	41.2%
3PT%	0-5	0.0%
FT%	14-16	87.5%
4 th FG%	6-15	40.0%
3PT%	1-5	20.0%
FT%	6-8	75%
GM FG%	22-64	34.4%
3PT%	4-18	22.2%
FT%	26-32	81.3%

Dead Ball Rebounds: 4, 1

Arkansas - 102

Record: 15-3 (2-1)

NO.	Name	Min	FG	3P	FT	Rebounds	Fouls	TP	AS	TO	ST	Blocks	+/
			M-A	M-A	M-A	OR DR TOT	PF FD					BS BA	
4	Erynn Barnum	F 24:35	5-8	1-1	4-8	2 6 8	4 5	15	6	1	1	1 1	16
0	Saylor Poffenbarger	G 17:42	6-8	1-2	3-3	1 7 8	3 2	16	2	2	0	1 0	4
2	Samara Spencer	G 34:19	6-11	3-5	1-1	0 4 4	4 2	16	6	4	0	0 0	27
34	Chrissy Carr	G 31:18	6-15	2-7	2-2	1 0 1	2 1	16	1	1	0	0 1	23
43	Makayla Daniels	G 30:20	3-10	1-0	7-8	0 1 1	2 8	16	2	1	0	0 0	21
11	Rylee Langerman	18:46	2-4	1-2	3-5	1 2 3	3 3	8	2	1	2	0 0	17
24	Jersey Wollenbarger	17:47	3-5	0-1	2-2	1 6 7	3 2	8	1	1	1	1 0	9
30	Maryam Dauda	15:20	0-3	0-1	0-0	0 1 1	2 0	0	3	0	0	0 0	11
55	Emrie Ellis	03:42	1-1	1-1	2-2	0 1 1	0 1	5	0	0	0	0 0	6
22	Avery Hughes	02:43	0-0	0-0	2-4	0 0 0	0 2	2	0	0	0	0 0	2
20	Karley Johnson	01:50	0-0	0-0	0-0	0 0 0	1 0	0	0	0	0	0 0	3
21	Loren Lindsey	01:38	0-0	0-0	0-0	0 0 0	0 0	0	0	0	0	0 0	1
Team						5 3 8				0			
Totals			32-65	12-20	26-35	11 31 42	22 26	102	23	11	4	3 2	28

Technical Fouls:Barnum 3rd6:30

Shooting By Period		
1 st FG%	8-19	42.1%
3PT%	3-10	30.0%
FT%	5-7	71.4%
2 nd FG%	9-14	64.3%
3PT%	2-3	66.7%
FT%	4-6	66.7%
3 rd FG%	6-16	37.5%
3PT%	3-10	40.0%
FT%	8-11	72.7%
4 th FG%	9-16	56.3%
3PT%	3-7	42.9%
FT%	9-11	81.8%
GM FG%	32-65	49.2%
3PT%	12-30	40.0%
FT%	26-35	74.3%

Dead Ball Rebounds: 7, 3

	UF	ARK
Biggest lead	2 (1 st 9:43)	29 (4 th 0:59)
Best Scoring Run	5 (3 rd 7:22)	11 (2 nd 7:30)
Lead Changes	7	
Times Tied	5	
Time with Lead	01:29	35:50
Points from Turnovers	10	12
Paint	28	34
Second Chance	16	16
Fast Breaks	9	12
Bench	23	23
Period by Period Scoring		
1st	19	8
2nd	28	19
3rd	24	24
4th	30	102



Official Basketball Box Score - Final
Arkansas at Missouri
01/09/23 Mizzou Arena, Columbia
2022-23 Women's Basketball

Game Time: 2:00 PM
Game Duration: 1:51
Attendance: 4,560

Officials: Pualani Spurlock-Welsh, Carla Fountain, Timothy Greene

Arkansas - 77

Record: 16-3 (3-1)

NO.	Name	Min	FG	3P	FT	Rebounds	Fouls	TP	AS	TO	ST	Blocks	BS	BA	+/
			M-A	M-A	M-A	OR DR TOT	PF FD								
4	Erynn Barnum	F 36:41	9-13	0-1	3-7	4 7 11	1 5	21	2	2	1	1	0	0	24
0	Saylor Poffenbarger	G 35:36	8-16	2-7	6-7	1 5 6	1 5	24	1	2	0	1	0	0	23
2	Samara Spencer	G 34:29	1-5	0-4	0-0	0 9 9	1 0	2	6	0	2	0	0	0	17
34	Chrissy Carr	G 27:25	5-10	4-6	2-2	0 4 4	2 3	16	1	0	0	0	0	0	26
43	Makayla Daniels	G 32:35	4-11	1-3	0-0	3 2 5	4 3	9	2	4	0	0	2	0	20
11	Rylee Langerman	17:08	1-3	1-2	0-0	2 2 4	2 0	3	0	0	2	0	0	0	1
24	Jersey Wollenbarger	12:47	1-3	0-1	0-0	1 2 3	0 0	2	0	0	0	0	1	0	1
30	Maryam Dauda	03:19	0-1	0-0	0-0	1 0 1	1 1	0	0	2	0	0	0	0	-2
Team						0 2 2				0					
Totals			29-62 8-24			11-16	12 33 45	12 17	77	12	10	5	3	2	22



LSU

Official Basketball Box Score - Final
Arkansas at LSU
01/19/23 Maravich Assembly Center, Baton Rouge
2022-23 Women's Basketball

Game Time: 8:00 PM
Game Duration: 2:02
Attendance: 7,298

Officials: Denise Brooks, Angelica Sutfren, Tiffany Bird

Arkansas - 76

Record: 17-4 (4-2)

NO. Name	Min	FG M-A	3P M-A	FT M-A	Rebounds OR DR TOT	Fouls PF FD	TP	AS	TO	ST	Blocks BS BA	+/-
4 Erynn Barnum	F 28:39	7-14	1-4	5-5	1 6 7	4 5	20	1	3	1	2 2	-11
0 Saylor Poffenbarger	G 32:44	2-4	1-2	0-0	0 2 2	4 0	5	1	2	0	2 0	4
2 Samara Spencer	G 35:27	5-15	1-6	2-2	0 2 2	3 5	13	6	0	1	0 1	-13
34 Chrissy Carr	G 29:35	3-8	3-6	3-4	0 2 2	2 1	12	2	2	2	1 0	-13
43 Makayla Daniels	G 32:53	4-10	3-7	0-0	0 3 3	1 3	11	3	3	4	0 1	-8
11 Rylee Langerman	14:59	0-2	0-1	0-0	0 2 2	1 0	0	0	0	1	0 0	14
24 Jersey Wollenbarger	12:46	2-3	0-0	0-0	1 2 3	3 0	4	0	1	0	0 1	4
30 Maryam Dauda	12:57	5-7	1-3	0-0	3 1 4	2 1	11	2	2	0	2 0	8
Team					0 1 1		0		1			
Totals		26-63	10-29	10-11	5 21 26	20 15	76	15	14	9	7 5	-3

Technical Fouls:NONE

Shooting By Period	
1 st FG%	6-17 33.3%
3PT%	4-12 33.3%
FT%	0-0 0%
2 nd FG%	5-17 29.4%
3PT%	1-6 16.7%
FT%	3-4 75%
3 rd FG%	10-17 58.8%
3PT%	2-5 40.0%
FT%	5-5 100%
4 th FG%	7-12 58.3%
3PT%	3-6 50.0%
FT%	2-2 100%
GM FG%	28-63 44.4%
3PT%	10-29 34.5%
FT%	10-11 90.9%

Dead Ball Rebounds: 1, 0

LSU - 79

Record: 19-0 (7-0)

NO. Name	Min	FG M-A	3P M-A	FT M-A	Rebounds OR DR TOT	Fouls PF FD	TP	AS	TO	ST	Blocks BS BA	+/-
0 LaDazhia Williams	F 30:14	5-14	0-0	1-3	5 7 12	5 2	11	1	1	3	3 1	11
10 Angel Reese	F 36:43	10-21	0-0	10-17	13 6 19	3 13	30	3	3	1	1 3	8
2 Jasmine Carson	G 31:07	3-7	2-4	2-2	0 2 2	3 2	10	4	2	0	0 0	7
4 Flau'jae Johnson	G 31:17	7-9	1-1	4-4	1 5 6	2 2	19	1	5	1	0 0	6
13 Last-Tear Poa	G 13:18	2-6	0-0	0-0	0 2 2	0 0	4	2	0	0	1 2	4
5 Sa'Myah Smith	04:52	0-0	0-0	0-0	0 1 1	0 0	0	0	2	0	0 0	-3
45 Alexis Morris	25:46	2-8	1-3	0-0	1 3 4	1 0	5	0	3	3	0 0	9
55 Kateri Poole	26:43	0-2	0-2	0-0	0 2 2	2 1	0	3	1	0	0 1	-9
Team					2 1 3		0		0			
Totals		29-67	4-10	17-26	22 29 51	16 20	79	14	17	10	5 7	3

Technical Fouls:Reese 3rd5:02

Shooting By Period	
1 st FG%	9-19 47.4%
3PT%	2-3 66.7%
FT%	2-4 50%
2 nd FG%	4-13 30.8%
3PT%	1-2 50.0%
FT%	7-10 70%
3 rd FG%	10-19 52.6%
3PT%	0-3 0.0%
FT%	3-5 60%
4 th FG%	6-16 37.5%
3PT%	1-2 50.0%
FT%	5-7 71.4%
GM FG%	29-67 43.3%
3PT%	4-10 40.0%
FT%	17-26 65.4%

Dead Ball Rebounds: 4, 1

	ARK	LSU
Biggest lead	3 (4 th 6:23)	14 (1 st 5:12)
Best Scoring Run	7 (1 st 4:01)	7 (1 st 9:05)
Lead Changes	2	
Times Tied	2	
Time with Lead	03:56	35:15

Points from	ARK	LSU
Turnovers	13	10
Paint	34	42
Second Chance	10	23
Fast Breaks	20	12
Bench	15	5

Period by Period Scoring	1st	2nd	3rd	4th	TOT
ARK	16	14	27	19	76
LSU	22	16	23	18	79

#SIDEBYSIDE



Official Basketball Box Score - Final
Arkansas at South Carolina
01/22/23 Colonial Life Arena, Columbia
2022-23 Women's Basketball

Game Time: 3:00 PM
Game Duration: 1:50
Attendance: 13,349

Officials: Dee Kanner, Meadow Overstreet, Timothy Greene

Arkansas - 46

Record: 17-5 (4-3)

NO. Name	Min	FG M-A	3P M-A	FT M-A	Rebounds OR DR TOT	Fouls PF FD	TP	AS	TO	ST	Blocks BS BA	+/-
4 Erynn Barnum	F 20:00	3-11	0-3	5-6	0 2 2	2 6	11	2	2	2	0 4	-19
0 Saylor Poffenbarger	G 27:14	0-3	0-1	0-0	0 1 1	1 0	0	2	2	0	1 0	-30
2 Samara Spencer	G 29:26	7-15	1-3	0-0	0 1 1	0 2	15	1	0	0	1 3	-45
34 Chrissy Carr	G 23:39	2-8	2-7	0-0	0 2 2	3 0	6	0	0	1	3 0	-31
43 Makayla Daniels	G 28:36	2-10	2-8	1-2	0 0 0	4 1	7	0	0	1	0 0	-31
11 Rylee Langerman	20:05	0-1	0-1	0-0	1 1 2	4 0	0	0	1	0	0 0	-18
30 Maryam Dauda	19:02	2-8	0-4	1-1	0 2 2	2 3	5	0	1	0	2 0	-22
24 Jersey Wollenbarger	19:13	1-4	0-2	0-0	0 3 3	1 0	2	1	2	0	2 1	-21
55 Emrie Ellis	12:45	0-1	0-1	0-0	0 0 0	1 1	0	0	0	0	0 0	-13
Team					1 3 4		0		1			
Totals		17-61	5-30	7-9	2 15 17	18 13	46	6	9	4	9 8	-46

Technical Fouls:NONE

Shooting By Period	
1 st FG%	5-18 27.8%
3PT%	3-10 30.0%
FT%	4-5 80%
2 nd FG%	3-15 20.0%
3PT%	0-5 0.0%
FT%	1-1 100%
3 rd FG%	4-13 30.8%
3PT%	1-6 16.7%
FT%	1-2 50%
4 th FG%	5-15 33.3%
3PT%	1-9 11.1%
FT%	1-1 100%
GM FG%	17-61 27.9%
3PT%	5-30 16.7%
FT%	7-9 77.8%

Dead Ball Rebounds: 2, 1

South Carolina - 92

Record: 20-0 (8-0)

NO. Name	Min	FG M-A	3P M-A	FT M-A	Rebounds OR DR TOT	Fouls PF FD	TP	AS	TO	ST	Blocks BS BA	+/-
4 Aliyah Boston	F 22:58	5-11	0-1	3-3	7 7 14	1 3	13	3	0	0	1 1	32
5 Victoria Saxton	F 18:04	1-7	0-0	2-2	4 1 5	1 1	4	1	2	1	0 2	23
1 Zia Cooke	G 24:25	8-11	4-5	4-4	1 1 2	1 2	24	3	1	0	0 1	32
12 Brea Beal	G 21:25	1-7	1-1	2-2	0 3 3	0 1	5	0	1	0	0 3	28
41 Kierra Fletcher	G 15:13	2-4	1-1	4-4	0 3 3	2 2	8	1	0	0	1 0	24
10 Kamilla Cardoso	15:08	3-8	0-0	6-8	8 16 1	4 12	2	0	3	0	3	24
25 Raven Johnson	16:50	2-3	0-0	0-0	0 3 3	2 0	4	1	2	1	0 1	18
2 Ashlyn Watkins	12:27	3-4	0-0	0-0	2 2 4	1 0	6	0	1	2	1 0	5
15 Laetitia Amihore	19:29	2-7	0-0	5-6	2 4 9	3 2	0	0	0	0	0 19	
23 Bree Hall	12:40	0-3	0-0	1-2	2 1 3	0 1	1	1	0	0	0 1	8
21 Chloe Kitts	09:58	0-4	0-0	0-0	1 3 4	0 0	1	1	0	0	0 0	9
20 Sania Feagin	09:45	3-7	0-0	0-0	2 1 3	2 0	6	0	1	1	1 6	
0 Olivia Thompson	01:38	0-0	0-0	0-0	0 0 0	0 0	0	0	0	0	0 0	2
Team					4 4 8		0		0			
Totals		30-76	5-8	27-33	32 42 74	13 18	92	14	11	5	8 9	46

Technical Fouls:NONE

	ARK	USC
Biggest lead	1 (1 st 9:27)	48 (4 th 3:12)
Best Scoring Run	5 (4 th 6:58)	15 (2 nd 3:24)
Lead Changes	4	
Times Tied	0	
Time with Lead	00:38	39:03

Points from	ARK	USC
Turnovers	4	13
Paint	22	40
Second Chance	0	37
Fast Breaks	10	15
Bench	7	38

Period by Period Scoring	1st	2nd	3rd	4th	TOT
ARK	17	7	10	12	46
USC	25	28	24	15	92



Official Basketball Box Score - Final
Alabama at Arkansas
01/26/23 Bud Walton Arena, Fayetteville
2022-23 Women's Basketball

Game Time: 6:00 PM
Game Duration: 2:03
Attendance: 3,306

Officials: Roy Gubeyan, Brian Garland, Karen Presto

Alabama - 69

Record: 16-5 (3-3)

NO. Name	Min	FG M-A	3P M-A	FT M-A	Rebounds OR DR TOT	Fouls PF FD	TP	AS	TO	ST	Blocks BS BA	+/-
31 Jada Rice	C 29:23	3-7	0-0	6-6	0 7 7	4 3	12	1	6	1	2 0	4
3 Sarah Ashlee Barker	G 18:23	1-2	0-0	0-0	0 1 1	4 1	2	5	5	2	0 0	-7
5 Hannah Barber	G 34:31	3-5	2-3	0-0	1 1 2	3 2	8	3	4	4	0 0	4
23 Brittany Davis	G 36:19	9-15	4-7	0-0	0 4 4	4 1	22	1	1	2	0 1	-3
32 Aaliyah Nye	G 26:40	2-5	1-4	2-2	0 3 3	4 2	7	1	0	3	1 0	6
10 Ryan Cobbins	26:05	2-2	0-0	0-0	0 4 4	2 0	4	1	2	1	0 0	10
0 Loyal McQueen	12:36	2-8	0-1	3-4	0 0 0	4 3	7	3	1	0	0 2	-4
13 JeAnna Cunningham	04:33	1-1	0-0	0-0	0 0 0	2 0	2	0	0	0	0 0	1
22 Karly Weathers	11:30	2-5	1-2	0-0	1 1 2	1 2	5	0	0	1	0 1	4
Team					3 4 7		0		2			
Totals		25-50	8-17	11-12	5 25 30	28 14	69	15	21	14	3 4	3

Technical Fouls:NONE

Shooting By Period	
1 st FG%	7-11 63.6%
3PT%	4-4 100.0%
FT%	0-0 0%
2 nd FG%	6-12 50.0%
3PT%	2-7 28.6%
FT%	4-4 100%
3 rd FG%	5-13 38.5%
3PT%	1-3 33.3%
FT%	4-4 100%
4 th FG%	7-14 50.0%
3PT%	1-3 33.3%
FT%	3-4 75%
GM FG%	25-50 50.0%
3PT%	8-17 47.1%
FT%	11-12 91.7%

Dead Ball Rebounds: 1, 0

Arkansas - 66

Record: 17-6 (4-4)

NO. Name	Min	FG M-A	3P M-A	FT M-A	Rebounds OR DR TOT	Fouls PF FD	TP	AS	TO	ST	Blocks BS BA	+/-
4 Erynn Barnum	F 33:58	8-14	0-1	4-6	4 5 9	4 7	20	0	2	2	0 1	4
0 Saylor Poffenbarger	G 38:21	3-9	3-5	3-4	2 3 5	2 5	12	3	5	0	2 1	2
2 Samara Spencer	G 34:53	4-10	2-3	2-2	0 2 2	2 5	12	2	7	2	0 0	-3
34 Chrissy Carr	G 24:37	2-6	2-4	0-0	0 2 2	3 1	6	2	1	1	1 0	5
43 Makayla Daniels	G 39:02	2-10	1-6	8-10	1 5 6	2 9	13	5	5	2	1 0	-3
11 Rylee Langerman	15:23	0-2	0-1	0-0	0 0 0	1 0	0	0	0	1	0 1	-6
23 Jersey Wolfenbarger	07:44	0-0	0-0	0-0	0 0 0	0 0	0	0	0	0	0 0	-7
30 Maryam Dauda	06:02	1-3	0-1	1-1	0 0 0	0 1	3	0	0	1	0 0	-7
Team					4 1 5		0	0				
Totals		20-54	8-21	18-23	11 18 29	14 28	66	12	20	9	4 3	-3

#SIDEBYSIDE



Official Basketball Box Score - Final
Arkansas at Auburn
02/05/23 Neville Arena, Auburn, Ala.
2022-23 Women's Basketball

Game Time: 2:00 PM
Game Duration: 2:17
Attendance: 2,569

Officials: Brian Hall, Natasha Camy, Carla Fountain

Arkansas - 54

Record: 18-7 (5-5)

NO.	Name	Min	FG	3P	FT	Rebounds	Fouls	TP	AS	TO	ST	Blocks	+/
			M-A	M-A	M-A	OR DR TOT	PF FD					BS BA	
4	Erynn Barnum	F 28:42	5-12	0-0	4-9	6 3 9	3 5	14	0	4	1	0	2 -2
0	Saylor Poffenbarger	G 37:57	3-10	1-5	3-6	0 10 10	5 4	10	1	3	1	0	0 3
2	Samara Spencer	G 35:48	1-8	0-4	5-6	0 6 6	3 5	7	4	7	1	0	1 1
34	Chrissy Carr	G 24:45	2-7	1-4	2-4	2 1 3	4 4	7	1	1	1	0	1 -8
43	Makayla Daniels	G 39:14	2-12	1-8	6-10	0 4 4	4 7	11	0	1	3	0	0 4
11	Rylee Langerman	13:57	0-1	0-1	1-2	0 1 1	4 1	1	1	1	1	0	0 2
24	Jersey Wollenbarger	08:11	1-1	0-0	2-2	1 1 2	1 4	0	0	0	0	0	0 8
30	Maryam Dauda	01:30	0-0	0-0	0-0	0 0 0	2 0	0	0	0	0	0	0 4
55	Emmie Ellis	08:48	0-1	0-1	0-0	0 2 2	0 0	0	0	0	0	1	0 1
22	Avery Hughes	00:08	0-0	0-0	0-0	0 0 0	0 0	0	0	0	0	0	0 2
Team						2 4 6				0			
Totals			14-52	3-23	23-39	11 32 43	27 27	54	7	19	8	1 4	3

Technical Fouls: NONE

Dead Ball Rebounds: 9, 0

Auburn - 51

Record: 13-9 (3-7)

NO.	Name	Min	FG	3P	FT	Rebounds	Fouls	TP	AS	TO	ST	Blocks	+/
			M-A	M-A	M-A	OR DR TOT	PF FD					BS BA	
33	Kharyssa Richardson	F 19:08	2-3	0-0	1-2	2 3 5	3 3	5	0	2	0	1	0 -7
2	Sania Wells	G 09:23	0-3	0-1	0-0	0 2 2	0 2	0	0	2	0	0	0 -6
3	Jakayla Johnson	G 24:23	4-6	1-1	0-2	0 1 1	4 1	9	0	5	0	0	0 3
5	Aicha Coulibaly	G 26:19	0-8	0-1	1-4	2 4 6	2 6	1	2	5	2	0	0 -11
23	Honesty Scott-Grayson	G 30:21	3-11	0-3	5-8	0 3 3	5 11	5	1	2	1	0	0 -5
11	Romi Levy	19:43	3-5	0-2	3-4	1 4 5	3 2	9	1	1	1	0	0 10
10	Sydney Shaw	15:29	2-7	0-4	0-0	0 1 1	3 2	4	0	0	1	0	0 -10
4	Kaitlyn Duhon	24:30	2-6	0-2	2-4	2 5 7	2 4	6	1	2	1	2	0 5
1	Mya Pratcher	13:04	0-3	0-0	0-0	0 6 6	1 0	0	0	0	0	1	1 3
12	Mar'shaun Bostic	14:11	2-4	0-0	2-3	1 1 2	4 2	6	1	1	1	0	0 5
20	Oyindamola Akinbolawa	03:29	0-0	0-0	0-0	0 0 0	0 0	0	0	1	1	0	0 -2
Team						0 2 2				0			
Totals			18-56	1-14	14-27	8 32 40	27 27	51	7	22	8	4 1	-3

Technical Fouls: NONE

Dead Ball Rebounds: 10, 2

	ARK	AUB
Biggest lead	15 (2 nd 7:14)	0 (1 st 10:00)
Best Scoring Run	8 (2 nd 7:14)	6 (2 nd 3:41)
Lead Changes	0	
Times Tied	2	
Time with Lead	36:06	00:00
Points from Turnovers	12	8
Paint	20	16
Second Chance	10	8
Fast Breaks	7	9
Bench	5	25
Period by Period Scoring		
1st	16	10
2nd	16	10
3rd	16	10
4th	12	51



Official Basketball Box Score - Final
Arkansas at Vanderbilt
02/09/23 Memorial Gymnasium, Nashville
2022-23 Women's Basketball

Game Time: 8:00 PM
Game Duration: 2:08
Attendance: 1,978

Officials: Pualani Spurlock-Welsh, Frank Steratore, Eric Brewton

Arkansas - 70

Record: 18-8 (5-6)

NO.	Name	Min	FG	3P	FT	Rebounds	Fouls	TP	AS	TO	ST	Blocks	+/
			M-A	M-A	M-A	OR DR TOT	PF FD					BS BA	
4	Erynn Barnum	F 25:33	4-8	0-0	4-4	6 1 7	4 2	12	0	5	1	1	2 -8
0	Saylor Poffenbarger	G 30:42	3-6	0-3	1-2	0 1 1	5 1	7	1	1	0	1	0 -4
2	Samara Spencer	G 37:31	1-8	0-2	0-0	0 4 4	2 4	2	4	3	1	0	0 -9
34	Chrissy Carr	G 36:48	7-13	3-8	1-2	1 4 5	3 1	18	0	2	1	0	0 -7
43	Makayla Daniels	G 37:22	11-23	4-11	5-6	0 3 3	4 7	31	1	0	3	1	1 -5
11	Rylee Langerman	10:41	0-0	0-0	1-3	4 1	1 0	1	1	1	0	0	0 -2
24	Jersey Wollenbarger	06:58	0-2	0-2	0-0	0 0 0	0 0	0	0	0	0	0	0 -5
55	Emmie Ellis	14:27	0-2	0-0	0-2	3 2 5	3 1	0	1	1	0	0	1 0
Team						1 1 2				0			
Totals			26-62	7-26	11-16	12 19 31	22 17	70	8	15	6	3 4	-8

Technical Fouls: NONE

Shooting By Period		
FG%	3-11	27.3%
3PT%	1-5	20.0%
FT%	6-10	60%
1 st FG%	8-15	53.3%
3PT%	2-8	25.0%
FT%	1-2	50%
2 nd FG%	7-15	46.7%
3PT%	3-5	60.0%
FT%	0-0	0%
3 rd FG%	8-21	38.1%
3PT%	1-8	12.5%
FT%	4-4	100%

Dead Ball Rebounds: 4, 0

Vanderbilt - 78

Record: 11-14 (2-9)

NO.	Name	Min	FG	3P	FT	Rebounds	Fouls	TP	AS	TO	ST	Blocks	+/
			M-A	M-A	M-A	OR DR TOT	PF FD					BS BA	
35	Sacha Washington	F 28:45	8-12	0-0	0-0	4 4 8	3 2	16	1	3	2	3	1 16
11	Ciaja Harbison	G 40:00	5-15	0-3	6-11	1 3 4	3 7	16	8	7	4	0	1 8
14	Marnelle Garraud	G 40:00	6-12	4-8	3-3	2 5 7	3 3	19	0	1	0	0	0 8
21	Bella LaChance	G 40:00	3-6	1-2	0-0	0 2 2	2 2	7	1	1	1	0	0 8
24	Ryanne Allen	G 33:44	2-6	2-5	6-6	1 5 6	2 5	12	2	1	0	1	1 10
5	Yaubryon Chambers	06:53	1-2	0-0	0-0	0 1 1	4 1	2	0	2	0	0	0 -8
12	Demi Washington	10:38	2-3	0-0	2-2	0 2 2	1 2	6	0	0	0	0	0 -2
Team						5 3 8				0			
Totals			27-56	7-18	17-22	13 24 37	17 22	78	12	16	7	4 3	8

Technical Fouls: NONE

Shooting By Period		
FG%	7-16	43.8%
3PT%	4-10	40.0%
FT%	0-0	0%
FG%	7-13	53.8%
3PT%	3-5	60.0%
FT%	2-2	100%
FG%	7-14	50.0%
3PT%	0-2	0.0%
FT%	4-7	57.1%
FG%	6-13	46.2%
3PT%	0-1	0.0%
FT%	11-13	84.6%
FG%	27-56	48.2%
3PT%	7-18	38.9%

Dead Ball Rebounds: 2, 1

	ARK	VAN
Biggest lead	2 (1 st 8:47)	10 (4 th 5:39)
Best Scoring Run	8 (2 nd 8:55)	7 (1 st 5:48)
Lead Changes	7	
Times Tied	1	
Time with Lead	01:54	36:53
Points from Turnovers	18	16
Paint	36	36
Second Chance	8	14
Fast Breaks	6	8
Bench	0	8
Period by Period Scoring		
1st	13	16
2nd	13	17
3rd	19	21
4th	10	78



Official Basketball Box Score - Final
Missouri at Arkansas
02/12/23 Bud Walton Arena, Fayetteville
2022-23 Women's Basketball

Game Time: 2:00 PM
Game Duration: 1:45
Attendance: 4,492

Officials: Dee Kanter, William (Billy) Smith, Kylene Galloway

Missouri - 33

Record: 15-10 (4-8)

NO.	Name	Min	FG	3P	FT	Rebounds	Fouls	TP	AS	TO	ST	Blocks	+/
			M-A	M-A	M-A	OR DR TOT	PF FD					BS BA	
20	Sarah Linthacum	F 10:58	0-0	0-0	1-2	1 3 4	2 1	1	0	0	0	0	0 -5
43	Hayley Frank	F 39:06	4-11	0-2	0-0	2 3 5	1 3	8	1	1	2	0	3 -31
1	Lauren Hansen	G 26:58	2-6	0-2	0-0	0 1 1	1 1	4	1	2	1	0	1 -29
4	Mama Dembele	G 23:17	2-6	0-2	1-1	1 1 2	0 2	5	0	3	1	0	0 -14
13	Haley Troup	G 26:00	0-4	0-3	2-2	0 1 1	3 2	2	1	4	0	0	0 -24
2	Sara-Rose Smith	02:01	0-0	0-0	0-0	0 0 0	0 0	0	0	0	0	0	0 0
10	Katlyn Gilbert	17:47	2-6	0-3	1-4	0 2 2	1 2	5	0	3	2	0	0 -4
24	Ashton Judd	23:40	1-7	1-3	1-2	0 2 2	1 1	4	2	2	4	0	1 -12
32	Jayla Kelly	07:19	0-1	0-0	0-0	0 0 0	0 3	0	0	1	0	0	0 -10
21	Averi Kroenke	21:53	2-5	0-0	0-0	1 0 1	3 0	4	0	2	1	2	1 -8
40	Micah Linthacum	01:01	0-0	0-0	0-0	0 0 0	1 0	0	0	1	0	0	0 -3
Team						4 3 7				0			
Totals			13-46	1-15	6-11	9 16 25	16 12	33	5	22	11	2 6	-28

Technical Fouls: NONE

Dead Ball Rebounds: 5, 0

Arkansas - 61

Record: 19-6 (6-6)

NO.	Name	Min	FG	3P	FT	Rebounds	Fouls	TP	AS	TO	ST	Blocks	+/
			M-A	M-A	M-A	OR DR TOT	PF FD					BS BA	
4	Erynn Barnum	F 29:36	4-7	1-3	5-6	4 5 9	3 5	14	2	12	0	3	0 19
0	Saylor Poffenbarger	G 35:46	2-9	1-3	1-2	0 2 2	2 1	6	0	1	0	1	1 28
2	Samara Spencer	G 28:10	2-6	0-3	2-2	0 2 2	0 1	6	2	1	2	0	0 27
34	Chrissy Carr	G 23:46	6-10	5-7	1-1	1 4 5	2 2	18	0	0	1	0	1 28
43	Makayla Daniels	G 35:32	3-9	1-4	4-5	1 2 3	1 6	11	3	2	3	1	0 23
55	Emmie Ellis	08:16	0-1	0-1	0-0	0 3 3	1 0	0	1	0	0	0	0 12
11	Rylee Langen	13:28	1-2	1-2	0 0	1 3 4	1 0	3	1	1	0	0	0 12
24	Jersey Wolfenbarger	18:20	1-1	0-0	1-1	0 1 1	0 1	3	0	0	0	1	0 4
22	Avery Hughes	02:08	0-0	0-0	0-0	0 0 0	1 0	0	0	1	0	0	0 -4
30	Maryam Dauda	02:08	0-0	0-0	0-0	0 0 0	1 0	0	0	0	0	0	0 -3
20	Karley Johnson	01:25	0-0	0-0	0-0	0 0 0	0 0	0	0	0	0	0	0 -3
21	Loren Lindsey	01:25	0-0	0-0	0-0	0 0 0	0 0	0	0	0	0	0	0 -3
Team						1 2 3			0	3			
Totals			19-45	9-23	14-17	8 24 32	12 16 61	9 21	7	6	2	28	



Official Basketball Box Score - Final
Arkansas at Georgia
02/19/23 Stegeman Coliseum, Athens
2022-23 Women's Basketball

Game Time: 12:00 PM
Game Duration: 1:40
Attendance: 4,109

Officials: Gina Cross, Joseph Vaszly, Teresa Stuck

Arkansas - 48

Record: 19-10 (6-8)

NO. Name	Min	FG M-A	3P M-A	FT M-A	Rebounds OR DR TOT	Fouls PF FD	TP	AS	TO	ST	Blocks BS BA	+/-
4 Erynn Barnum	F 27:03	6-12	0-0	4-5	4 3 7	1 4	16	0	2	0	1 0	-19
0 Saylor Poffenbarger	G 35:29	3-11	0-6	0-0	0 7 7	3 1	6	3	2	1	0 0	-26
2 Samara Spencer	G 36:05	0-8	0-8	0-0	0 0 0	2 0	0	2	5	1	0 0	-20
34 Chrissy Carr	G 32:52	7-16	5-13	2-2	0 0 0	1 2	21	1	1	1	0 0	-9
43 Makayla Daniels	G 31:28	1-7	0-5	1-1	2 2 4	3 2	3	6	3	0	0 1	-20
11 Rylee Langerman	12:27	0-0	0-0	0-0	1 0 1	2 0	0	0	1	0	0 0	-6
24 Jersey Wollenbarger	11:39	0-2	0-1	0-0	0 2 2	0 0	0	1	1	0	0 0	-11
55 Emrie Ellis	00:00	0-0	0-0	0-0	0 3 3	1 1	2	0	0	0	0 0	-4
Team					3 0 3	0 2						
Totals		17-56	5-33	9-10	10 17 27	15 10 48	13 17	3	1	1	23	

Technical Fouls: Coach 4th 5:26 Coach 4th 5:26

Shooting By Period	
1 st FG%	4-14 28.6%
3PT%	1-8 12.5%
FT%	2-2 100%
2 nd FG%	5-13 38.5%
3PT%	2-9 22.2%
FT%	4-4 100%
3 rd FG%	5-17 29.4%
3PT%	2-11 18.2%
FT%	1-2 50%
4 th FG%	3-12 25.0%
3PT%	0-5 0.0%
FT%	2-2 100%
GM FG%	17-56 30.4%
3PT%	5-33 15.2%
FT%	9-10 90.0%

Dead Ball Rebounds: 2, 0

Georgia - 71

Record: 19-9 (9-6)

NO. Name	Min	FG M-A	3P M-A	FT M-A	Rebounds OR DR TOT	Fouls PF FD	TP	AS	TO	ST	Blocks BS BA	+/-
20 Jordan Isaacs	F 21:12	1-2	0-0	2-2	1 6 7	3 1	4	1	0	0	1 0	11
24 Britney Smith	F 25:04	4-9	0-0	1-3	1 5 6	3 2	9	2	1	0	0 0	16
1 Chloe Chapman	G 16:57	2-7	0-0	0-0	0 1 1	0 0	4	3	1	1	0 0	1
3 Diamond Battles	G 35:56	5-9	0-2	3-4	1 2 3	1 1	13	6	3	0	0 1	24
31 Audrey Warren	G 40:00	6-9	2-5	0-0	1 2 3	0 4	14	5	1	2	0 0	23
35 Javyn Nicholson	31:11	10-15	0-0	2-2	5 2 7	1 2	22	1	4	4	0 0	20
23 Alisha Lewis	27:07	2-3	0-0	1-1	0 3 3	2 3	5	3	3	0	0 0	21
12 Malory Bates	02:33	0-2	0-0	0-0	0 0 0	0 0	0	0	1	0	0 0	-1
Team					0 6 6	0 1						
Totals		30-56	2-7	9-12	9 27 36	10 13 71	21 15	10	1	1	23	

Technical Fouls: NONE

Shooting By Period	
1 st FG%	7-14 50.0%
3PT%	1-1 100.0%
FT%	0-0 0%
2 nd FG%	6-14 42.9%
3PT%	0-4 0.0%
FT%	4-4 100%
3 rd FG%	8-15 53.3%
3PT%	0-1 0.0%
FT%	1-2 50%
4 th FG%	9-13 69.2%
3PT%	1-1 100.0%
FT%	4-6 66.7%
GM FG%	30-56 53.6%
3PT%	2-7 28.6%
FT%	9-12 75.0%

Dead Ball Rebounds: 2, 1

	ARK	UGA
Biggest lead	1 (1 st 8:35)	25 (4 th 2:37)
Best Scoring Run	7 (2 nd 7:53)	16 (4 th 2:37)
Lead Changes	2	
Times Tied	3	
Time with Lead	00:51	37:13

Points from Turnovers	ARK	UGA
	14	18
Paint	18	38
Second Chance	11	18
Fast Breaks	0	5
Bench	2	27

Period by Period Scoring	1st	2nd	3rd	4th	TOT
ARK	11	16	13	8	48
UGA	15	16	17	23	71



Official Basketball Box Score - Final
Arkansas at Mississippi St.
02/23/23 Humphrey Coliseum, Starkville
2022-23 Women's Basketball

Game Time: 8:02 PM
Game Duration: 1:56
Attendance: 4,940

Officials: Michael McConnell, Sall Escho, Fatou Cissoko-Stephens

Arkansas - 73

Record: 19-11 (6-9)

No.	Name	Min	FG M-A	3P M-A	FT M-A	Rebounds OR DR TOT	Fouls PF FD	TP	AS	TO	ST	Blocks BS BA	+/-
4	Erynn Barnum	F 20:04	3-8	0-1	3-3	2 3 5	3 3	9	1	2	1	0	-17
0	Saylor Poffenbarger	G 32:31	2-8	1-3	2-3	1 10 11	2 3	7	0	0	1	1	-17
2	Samara Spencer	G 32:01	8-14	4-7	5-13	0 2 2	5 10	25	1	2	3	0	-23
34	Chrissy Carr	G 27:58	3-13	0-8	3-4	3 1 4	1 2	9	0	0	0	0	-15
43	Makayla Daniels	G 31:28	5-13	3-8	4-4	0 2 2	4 3	17	4	3	1	0	-8
55	Emrie Ellis	05:06	0-1	0-0	0 0	0 0 0	2 0	0	0	1	0	0	-3
11	Rylee Langerman	16:48	0-1	0-1	2-2	0 1 1	1 1	2	1	0	1	0	1
24	Jersey Wollenbarger	19:14	0-2	0-2	2 4	6 1	1 1	0	0	0	0	0	6
30	Maryam Dauda	14:50	2-5	0-1	0-0	3 3 6	4 0	4	0	2	0	1	6
Team						1 2 3			0	0			

Technical Fouls: NONE

Shooting By Period	
1 st FG%	3-13 23.1%
3PT%	2-8 25.0%
FT%	1-6 16.7%
2 nd FG%	5-17 29.4%
3PT%	2-9 22.2%
FT%	9-9 100%
3 rd FG%	7-15 46.7%
3PT%	2-7 28.6%
FT%	3-4 75%
4 th FG%	8-20 40.0%
3PT%	2-8 25.0%
FT%	6-12 50%
GM FG%	23-65 35.4%
3PT%	8-32 25.0%
FT%	19-31 61.3%

Dead Ball Rebounds: 5, 0

Mississippi St. - 87

Record: 20-8 (9-6)

NO. Name	Min	FG M-A	3P M-A	FT M-A	Rebounds OR DR TOT	Fouls PF FD	TP	AS	TO	ST	Blocks BS BA	+/-
4 Jessica Carter	F 27:44	5-8	0-0	6-11	2 11 13	3 8	16	3	2	0	1 0	10
21 Debraasha Powe	F 21:24	2-6	1-5	0-2	0 6 6	2 1	5	0	1	0	0 0	17
0 Anastasia Hayes	G 28:36	2-6	0-1	4-4	1 4 5	2 3	8	6	1	1	0 1	11
1 Ahlana Smith	G 31:25	4-8	3-5	2-2	0 5 5	4 1	13	3	3	0	0 1	9
2 Jerkaila Jordan	G 25:28	6-12	3-7	4-4	2 1 3	3 2	19	4	0	2	1 0	25
22 Charlotte Kohl	03:33	0-0	0-0	0 1	1 0 1	0 1	0	0	0	0	0 7	-7
25 Denae Carter	09:43	1-1	0-0	0-0	2 2 2	3 0	2	0	5	0	0 0	-7
3 Asianae Johnson	17:26	2-5	0-0	4-5	0 1 1	1 4	8	2	0	1	0 0	5
11 Kourtney Weber	17:16	4-5	2-3	1-1	0 1 1	1 11	0	1	0	0	0 0	-8
23 Ramani Parker	17:25	2-6	1-2	0-0	1 4 5	4 2	5	0	0	0	2 0	1
Team		28-57	10-23	21-29	7 37 44	23 23	87	18	13	4	2 14	
Totals												

Technical Fouls: NONE

Shooting By Period	
1 st FG%	10-16 62.5%
3PT%	4-6 66.7%
FT%	1-2 50%
2 nd FG%	8-16 50.0%
3PT%	3-5 60.0%
FT%	5-8 62.5%
3 rd FG%	7-12 58.3%
3PT%	1-5 20.0%
FT%	4-6 66.7%
4 th FG%	3-13 23.1%
3PT%	2-7 28.6%
FT%	11-13 84.6%
GM FG%	28-57 49.1%
3PT%	10-23 43.5%
FT%	21-29 72.4%

Dead Ball Rebounds: 2, 0

	ARK	MSU
Biggest lead	0 (1 st 10:00)	28 (3 rd 8:08)
Best Scoring Run	12 (4 th 9:06)	13 (1 st 1:01)
Lead Changes	0	
Times Tied	0	
Time with Lead	00:00	39:35

Points from Turnovers	ARK	MSU
	9	14
Paint	28	34
Second Chance	13	11
Fast Breaks	13	11
Bench	6	26

Period by Period Scoring	1st	2nd	3rd	4th	TOT
ARK	9	21	19	24	73
MSU	25	24	19	19	87



Official Basketball Box Score - Final
Texas A&M at Arkansas
02/26/23 Bud Walton Arena, Fayetteville
2022-23 Women's Basketball

Game Time: 11:00 AM
Game Duration: 1:55
Attendance: 4,408

Officials: Roy Gubeyan, Tiffany Bird, Reyna Seales

Texas A&M - 65

Record: 7-19 (2-14)

NO. Name	Min	FG M-A	3P M-A	FT M-A	Rebounds OR DR TOT	Fouls PF FD	TP	AS	TO	ST	Blocks BS BA	+/-
13 Jada Malone	F 19:51	3-9	0-0	3-4	5 1 6	4 5	9	1	2	0	0 3	-7
32 Aaliyah Patty	F 21:40	2-7	1-3	1-2	0 5 5	0 2	6	1	3	1	0 0	-22
00 Sydney Bowles	G 31:27	5-11	4-8	0-0	0 2 2	1 1	14	0	2	1	1 0	-10
4 Kay Kay Green	G 24:20	3-6	1-2	0-0	0 1 1	4 1	7	0	2	0	0 0	-13
24 Sahara Jones	G 28:50	1-3	0-1	7-10	1 3 4	2 5	9	2	1	1	0 0	-19
2 Janiah Barker	22:51	5-9	1-1	6-11	2 4 6	1 7	17	1	0	0	0 1	-5
21 Eriny Kindred	09:38	1-2	0-0	1-2	2 4 6	4 1	3	0	2	0	0 0	8
23 McKinzie Green	24:36	0-1	0-1	0-0	0 2 2	1 1	0	3	0	0	0 0	4
3 Tinaya Hylton	10:47	0-6	0-3	0-0	0 0 0	1 0	0	1	0	0	0 2	-1
Team					3 3 6	0 0						
Totals		20-54	7-19	18-29	13 25 38	18 23 65	9	12	3	2	6	-13

Technical Fouls: NONE

Shooting By Period	
1 st FG%	5-12 41.7%
3PT%	0-3 0.0%
FT%	0-4 0%
2 nd FG%	4-14 28.6%
3PT%	1-5 20.0%
FT%	6-8 75%
3 rd FG%	7-15 46.7%
3PT%	4-6 66.7%
FT%	3-7 42.9%
4 th FG%	4-13 30.8%
3PT%	2-5 40.0%
FT%	9-10 90%
GM FG%	20-54 37.0%
3PT%	7-19 36.8%
FT%	18-29 62.1%

Dead Ball Rebounds: 5, 1

Arkansas - 78

Record: 20-11 (7-9)

NO. Name	Min	FG M-A	3P M-A	FT M-A	OR DR	TOT	Fouls PF FD	TP	AS	TO	ST	Blocks BS BA	+/-
4 Erynn Barnum	F 23:42	3-7	1-2	5-10	2	3 5	4 6	12	1	1	1	0 1	10
0 Saylor Poffenbarger	G 29:49	3-6	3-5	0-0	0	4 4	5 1	9	5	1	2	1 0	16
2 Samara Spencer	G 35:32	7-15	3-8	2-5	1	4 5	0 3	19	5	3	0	1 13	
34 Chrissy Carr	G 32:01	3-8	2-6	0-0	0	6 6	5 0	8	0	2	0	0 1	17
43 Makyla Daniels	G 34:13	2-8	2-5	6-8	2	2 4	1 6	12	4	0	0	2 10	
11 Rylee Langerman	11:13	0-2	0-2	0-0	1	1 2	1 0	7	0	0	0	0 0	-3
55 Emmie Ellis	12:04	3-4	1-2	0-0	2	1 3	4 1	7	0	2	0	2 0	-7
24 Jersey Wollenbarger	16:50	4-7	1-3	0-0	1	2 3	1 0	9	0	0	1	0 0	1
30 Maryam Dauda	04:14	0-0	0-0	2-2	0	0 0	2 1	2	0	0	0	0 0	-4
22 Avery Hughes	00:22	0-0	0-0	0-0	0	0 0	0 0	0	0	0	0	0 0	0
Team					2	1 3		0	0	0			

#SIDEBYSIDE



Official Basketball Box Score - Final
Arkansas at South Carolina
03/03/23 Bud Secours Wellness Arena, Greenville
2022-23 Women's Basketball

Game Time: 12:00 PM
Game Duration: 1:46

Officials: Dee Kantner, Maj Forsberg, Bill Larence

Arkansas - 66

Record: 21-12

NO. Name	Min	FG M-A	3P M-A	FT M-A	Rebounds OR DR TOT	Fouls PF FD	TP	AS	TO	ST	Blocks BS BA	+/
4 Eryn Barnum	F 28:21	2-13	1-4	3-4	1 0 1	2 2	8	3	1	3	2	-20
0 Saylor Poffenbarger	G 35:11	7-11	3-7	5-6	0 4 4	4 4	22	4	2	0	1	-22
2 Samara Spencer	G 26:14	7-17	2-4	0-0	0 2 2	3 3	16	1	3	2	0	-14
34 Chrissy Carr	G 30:43	0-8	0-5	4-4	1 2 3	2 2	4	0	1	0	0	-25
43 Makayla Daniels	G 33:30	4-13	4-11	0-0	1 1 2	1 4	12	1	2	1	1	-28
11 Rylee Langerman	18:21	0-0	0-0	0-0	0 7 7	1 1	0	0	1	0	1	-7
22 Jersey Wollenbarger	15:48	1-3	0-2	0-0	0 1 1	1 0	2	0	0	0	1	-9
55 Emrie Ellis	02:54	0-0	0-0	0-0	0 0 0	0 0	0	0	0	0	0	-1
30 Maryam Dauda	08:58	1-2	0-1	0-0	1 0 1	2 0	2	2	0	1	0	-9
Team					5 0 5		0					
Totals		22-67	10-34	12-14	9 17 26	16 15	66	11	10	7	6	10 -27

Technical Fouls: NONE

Shooting By Period		
1 st FG%	6-17	35.3%
3PT%	3-10	30.0%
FT%	2-2	100%
2 nd FG%	5-16	31.3%
3PT%	2-6	33.3%
FT%	1-2	50%
3 rd FG%	7-20	35.0%
3PT%	2-9	22.2%
FT%	1-2	50%
4 th FG%	4-14	28.6%
3PT%	3-9	33.3%
FT%	8-8	100%
GM FG%	22-67	32.8%
3PT%	10-34	29.4%
FT%	12-14	85.7%

Dead Ball Rebounds: 3, 0

South Carolina - 93

Record: 30-0

NO. Name	Min	FG M-A	3P M-A	FT M-A	Rebounds OR DR TOT	Fouls PF FD	TP	AS	TO	ST	Blocks BS BA	+/
4 Aliyah Boston	F 19:14	5-7	0-0	1-1	3 7 10	0 2 11	5	1	0	4	1	20
5 Victoria Saxton	F 19:51	8-10	0-0	3-3	1 1 2	2 4	19	0	2	0	0	12
1 Zia Cooke	G 24:24	1-10	0-2	0-0	1 4 5	1 1	2	2	3	1	0	-22
12 Brea Beal	G 25:53	2-2	2-2	0-0	1 3 4	0 0	6	4	0	0	1	15
41 Kierra Fletcher	G 18:26	4-7	1-2	3-4	1 5 6	0 3	12	3	0	1	0	-14
10 Kamila Cardoso	19:30	6-7	0-0	2-2	3 5 8	1 2	14	3	0	0	3	8
15 Laeticia Amihore	15:22	6-13	0-1	4-4	4 1 5	2 3	16	0	0	0	0	-7
25 Raven Johnson	20:05	1-4	0-1	0-0	0 4 4	2 0	2	6	2	1	0	11
20 Sania Feagin	05:24	1-1	0-0	0-0	1 0 1	1 0	2	0	2	0	0	-3
23 Bree Hall	12:58	3-5	1-1	0-0	0 1 1	4 0	7	1	1	0	2	11
2 Ashlyn Watkins	11:27	1-3	0-0	0-2	0 0 0	2 1	2	0	2	0	0	8
21 Chloe Kitts	03:09	0-0	0-0	0-0	0 1 1	0 0	0	2	0	0	0	6
0 Olivia Thompson	02:48	0-1	0-1	0-0	0 0 0	0 0	0	0	0	0	0	-4
11 Talaysia Cooper	01:29	0-0	0-0	0-0	0 0 0	0 0	0	1	0	0	0	2
Team					1 3 4		0					
Totals		38-70	4-10	13-16	16 35 51	15 16	93	27	13	3	10	6 27

Technical Fouls: NONE

Shooting By Period		
1 st FG%	9-20	45.0%
3PT%	2-4	50.0%
FT%	4-5	80%
2 nd FG%	9-17	52.9%
3PT%	1-3	33.3%
FT%	2-2	100%
3 rd FG%	8-15	53.3%
3PT%	0-1	0.0%
FT%	1-3	33.3%
4 th FG%	12-18	66.7%
3PT%	1-2	50.0%
FT%	6-6	100%
GM FG%	38-70	54.3%
3PT%	4-10	40.0%
FT%	13-16	81.3%

Dead Ball Rebounds: 2, 0

	ARK	USC
Biggest lead	2 (1 st 9:33)	29 (4 th 0:22)
Best Scoring Run	7 (3 rd 1:11)	10 (1 st 5:47)
Lead Changes	1	
Times Tied	2	
Time with Lead	00:16	38:36

Points from	ARK	USC
Turnovers	9	13
Paint	18	60
Second Chance	12	16
Fast Breaks	2	9
Bench	4	43

Period by Period Scoring					
	1st	2nd	3rd	4th	TOT
ARK	17	13	17	19	66
USC	24	21	17	31	93



Official Basketball Box Score - Final
Louisiana Tech at Arkansas
03/16/23 Bud Walton Arena, Fayetteville
2022-23 Women's Basketball

Game Time: 7:00 PM
Game Duration: 1:43
Attendance: 1,460

Officials: Eric Baker, Scott Kionias, Leah Lanie

Louisiana Tech - 47

Record: 19-13

NO. Name	Min	FG M-A	3P M-A	FT M-A	Rebounds OR DR TOT	Fouls PF FD	TP	AS	TO	ST	Blocks BS BA	+/
44 Anna Larr Robertson	F 21:53	3-12	0-0	4-5	4 5 9	3 3	10	0	0	0	0	-6
2 Kelumna Walker	G 29:32	6-18	0-2	4-4	2 4 6	3 4	16	1	2	0	0	-12
4 Lotte Sant	G 31:24	0-5	0-4	0-0	1 3 4	2 0	0	0	0	1	0	-1
10 Salma Bates	G 15:09	2-6	0-3	0-1	1 1 2	1 1	4	2	2	0	0	-15
23 Silvia Nativi	G 34:28	1-3	1-2	1-4	2 8 10	3 3	4	0	3	0	2	0
33 Mackenzie Wurm	17:05	3-5	0-0	0-1	0 2 2	0 1	6	0	1	0	1	-21
3 Robyn Lee	22:54	3-11	0-0	0-0	0 3 3	2 0	1	6	0	1	0	3
12 Gabbie Green	19:06	0-3	0-2	0-0	0 2 2	1 0	0	0	0	1	0	-16
32 Katie Thompson	02:26	0-1	0-0	0-0	0 0 0	2 0	0	0	0	0	0	-1
1 Autumn Smith	02:01	0-1	0-0	0-0	0 0 0	0 0	0	0	0	0	0	-1
34 Ayeen Angoi	02:01	0-0	0-0	1-2	0 0 0	0 0	1	1	0	0	0	-1
45 Anja Bukvic	02:01	0-0	0-0	0-0	0 0 0	0 0	0	1	0	0	0	-1
Team					4 4 8		0					
Totals		18-65	1-13	10-17	14 32 46	17 13	47	4	11	1	3	7 -22

Technical Fouls: NONE

Dead Ball Rebounds: 3, 0

Arkansas - 69

Record: 22-12

NO. Name	Min	FG M-A	3P M-A	FT M-A	Rebounds OR DR TOT	Fouls PF FD	TP	AS	TO	ST	Blocks BS BA	+/
4 Eryn Barnum	F 24:27	7-12	0-2	0-0	0 6 6	2 2	14	3	2	0	1	22
0 Saylor Poffenbarger	G 27:53	1-7	1-5	0-0	0 11 11	0 1	3	3	2	0	1	20
2 Samara Spencer	G 34:03	5-14	2-4	2-3	0 6 6	1 6	14	11	3	0	1	2
34 Chrissy Carr	G 31:23	4-15	4-13	5-6	0 5 5	2 3	17	1	0	1	1	19
43 Makayla Daniels	G 31:04	1-5	1-3	2-2	1 2 3	4 3	5	2	1	1	1	0
11 Rylee Langerman	14:18	0-2	0-1	0-0	1 3 4	0 0	0	0	0	0	1	0
55 Emrie Ellis	07:29	1-1	0-0	0-0	0 0 0	2 0	2	0	0	0	0	-4
24 Jersey Wollenbarger	15:16	2-3	0-0	2-2	1 2 3	0 2	6	0	0	0	2	10
30 Maryam Dauda	09:18	3-3	0-0	2-2	1 1 2	1 0	8	0	1	1	0	6
22 Avery Hughes	02:01	0-0	0-0	0-0	0 0 0	1 0	0	0	0	0	0	1
20 Karley Johnson	01:24	0-0	0-0	0-0	0 0 0	0 0	0	0	0	0	0	-1
21 Loren Lindsey	01:24	0-0	0-0	0-0	0 1 1	0 0	0	0	0	0	0	-1
Team					1 0 1		0					
Totals		24-62	9-28	13-15	5 37 42	13 17	69	20	7	4	7	3 22

Technical Fouls: NONE

Dead Ball Rebounds: 3, 0

	Tech	ARK
Biggest lead	0 (1 st 10:00)	23 (4 th 1:41)
Best Scoring Run	8 (2 nd 4:58)	9 (2 nd 2:16)
Lead Changes	0	
Times Tied	0	
Time with Lead	00:00	39:27

Points from	Tech	ARK
Turnovers	6	9
Paint	30	30
Second Chance	14	11
Fast Breaks	0	11
Bench	13	16

Period by Period Scoring					
	1st	2nd	3rd	4th	TOT
Tech	3	18	16	10	47
ARK	15	20	13	21	69



Official Basketball Box Score - Final
SFA at Arkansas
03/20/23 Bud Walton Arena, Fayetteville
2022-23 Women's Basketball

Game Time: 7:00 PM
Game Duration: 1:50
Attendance: 3,507

Officials: Bryan Enterline, Nicole Brannon, Cory Malone

SFA - 37

Record: 27-7

NO. Name	Min	FG M-A	3P M-A	FT M-A	Rebounds OR DR TOT	Fouls PF FD	TP	AS	TO	ST	Blocks BS BA	+/
11 Avery Brittingham	F 24:38	2-4	0-0	3-5	1 2 3	1 3	7	0	3	0	0	-14
21 Aiyana Johnson	F 24:27	1-7	0-0	1-4	2 4 6	3 2	3	1	1	0	1	-14
2 Tyler McCliment-Call	G 24:14	2-6	1-4	0-0	0 5 5	4 0	5	2	3	1	1	-13
10 Jordan Harrison	G 35:02	2-13	1-4	6-6	2 5 7	3 4	11	3	4	2	0	-24
20 Angel Scott	G 25:27	0-4	0-2	0-0	0 3 3	1 0	0	1	1	2	0	-1
24 Kurstyn Harden	24:37	3-8	0-0	2-2	2 3 5	3 2	8	0	2	0	0	-19
4 Destini Lombard	15:26	0-2	0-0	0-1	1 2 3	0 0	0	0	1	0	0	-18
1 Zoe Nelson	06:18	0-1	0-0	0-0	0 2 2	0 0	0	0	0	1	0	1
12 Kyla Deck	09:23	0-2	0-0	0-0	0 0 0	2 0	0	0	1	0	0	-10
3 Avery Vansickle	10:28	1-3	1-2	0-0	0 1 1	2 0	3	0	1	1	0	-3
Team					1 2 3		0					
Totals		11-50	3-14	12-17	9 28 37	22 11	37	7	17	7	2	6 -23

Technical Fouls: McCliment-Call 4th 6:23

Shooting By Period		
1 st FG%	3-10	30.0%
3PT%	1-4	25.0%
FT%	3-3	100%
2 nd FG%	3-12	25.0%
3PT%	0-3	0.0%
FT%	2-5	40%
3 rd FG%	2-15	13.3%
3PT%	1-3	33.3%
FT%	3-5	60%
4 th FG%	3-13	23.1%
3PT%	1-4	25.0%
FT%	4-4	100%
GM FG%	11-50	22.0%
3PT%	3-14	21.4%
FT%	12-17	70.6%

Dead Ball Rebounds: 2, 0

Arkansas - 60

Record: 23-12

NO. Name		Min	FG M-A	3P M-A	FT M-A	Rebounds OR DR TOT	Fouls PF FD	TP	AS	TO	ST	Blocks BS BA	+/-
4 Eryn Barnum	F	23:32	3-4	0-0	0-1	3 3 6	2 2	6	0	4	2	0	17
0 Saylor Poffenbarger	G	23:39	2-11	1-5	0-1	1 8 9	2 2	5	3	2	0	1	12
2 Samara Spencer	G	35:28	7-18	4-8	9-11	0 2 2	1 6	27	2	4	1	0	24
34 Chrissy Carr	G	13:49	0-4	0-4	0-1	1 2 2	1 0	0	1	0	0	0	5
43 Makayla Daniels	G	34:40	3-7	2-4	3-8	3 4 7	2 5	11	3	1	1	2	22
11 Rylee Langerman		28:01	0-2	0-2	0-0	4 6 10	2 0	0	3	1	3	0	23
55 Emrie Ellis		10:04	1-3	0-0	0-0	1 1 1	0	2	1	0	0	0	6
24 Jersey Wollenberger		18:11	2-3	1-1	4-6	1 1 2	2 4	9	0	0	1	3	11
30 Maryam Dauda		08:14	0-2	0-0	0-0	0 4 4	1 0	0	0	1	1	0	-2
22 Avery Hughes		02:06	0-2	0-0	0-0	0 0 0	0 0	0	0	0	0	0	-3
20 Karley Johnson		01:08	0-0	0-0	0-0	0 0 0	0 0	0	0	0	1	0	0
21 Loren Lindsey		01:08	0-0	0-0	0-0	0 0 0	0 0	0	0	0	0	0	0
Team						2 1 3		0	0				
Totals			19-56	8-24	16-27	15 31 46	11 21	60	13	13	10	6	23



Official Basketball Box Score - Final
Arkansas at Kansas
03/26/23 Allen Fieldhouse, Lawrence
2022-23 Women's Basketball

Game Time: 2:00 PM
Game Duration: 1:50
Attendance: 4,806

Officials: Bryan Enterline, Greg Small, Missy Brooks

Arkansas - 64

Record: 24-13

NO.	Name	Min	FG M-A	3P M-A	FT M-A	Rebounds OR DR TOT	Fouls PF FD	TP	AS	TO	ST	Blocks BS BA	+/-
4	Erynn Barnum	F 24:48	3-10	0-1	7-7	3 5 8	3 4	13	2	0	1	1 3	-17
0	Saylor Poffenbarger	G 23:57	1-8	0-4	1-1	0 6 6	3 1	3	1	2	0	1 0	-13
2	Samara Spencer	G 37:39	5-12	2-5	0-1	1 3 4	1 2	12	0	7	0	0 0	-14
34	Chrissy Carr	G 28:14	4-13	1-4	1-1	1 1 2	3 1	10	1	0	0	0 1	-15
43	Makayla Daniels	G 37:15	8-13	4-8	1-2	0 5 5	3 5	21	1	1	0	0 1	-10
55	Emmie Ellis	10:42	0-0	0-0	0-0	0 4 4	0 0	0	1	1	0	0 0	-2
24	Jersey Woffenbarger	22:05	1-4	0-1	3-4	1 2 3	1 2	5	0	1	0	0 1	-5
11	Rylee Langerman	11:35	0-0	0-0	0-0	0 2 2	3 0	0	1	0	0	0 0	-1
30	Maryam Dauda	03:45	0-0	0-0	0-0	0 1 1	1 0	0	1	0	0	0 0	7
Team						1 3 4		0		1			
Totals			22-60	7-23	13-16	7 32 39	18 15	64	8	13	1	2 6	-14

Technical Fouls:NONE

Shooting By Period			
1 st FG%	5-14	35.7%	
3PT%	1-7	14.3%	
FT%	1-2	50%	
2 nd FG%	2-15	13.3%	
3PT%	0-5	0.0%	
FT%	3-3	100%	
3 rd FG%	10-13	76.9%	
3PT%	4-4	100.0%	
FT%	7-9	77.8%	
4 th FG%	5-18	27.8%	
3PT%	2-7	28.6%	
FT%	2-2	100%	
GM FG%	22-60	36.7%	
3PT%	7-23	30.4%	
FT%	13-16	81.3%	

Dead Ball Rebounds: 1, 0

Kansas - 78

Record: 23-11

NO.	Name	Min	FG M-A	3P M-A	FT M-A	Rebounds OR DR TOT	Fouls PF FD	TP	AS	TO	ST	Blocks BS BA	+/-
1	Taiyanna Jackson	C 35:59	10-12	0-0	2-4	2 9 11	1 2	22	0	0	1	4 0	8
0	Wyvette Mayberry	G 35:41	4-13	1-3	1-2	1 2 3	2 1	10	3	1	2	0 0	11
13	Holly Kerspieter	G 38:46	6-12	3-6	10-13	1 6 7	1 8	25	1	1	4	1 0	16
15	Zakayah Franklin	G 35:30	3-7	0-0	4-4	0 2 2	1 3	10	2	0	1	0 1	12
25	Chandler Prater	G 22:53	4-12	0-1	1-1	1 4 5	4 3	9	2	0	1	0 1	23
11	Sanna Strom	18:56	0-3	0-2	0-0	0 3 3	4 0	0	3	1	1	0 0	3
33	Nadira Eltayeb	04:01	0-0	0-0	0-0	0 2 2	0 0	0	0	0	0	1 0	6
23	Zsófia Telegdy	08:14	0-1	0-1	2-2	0 0 0	2 1	2	0	1	0	0 0	-9
Team						0 5 5		0		1			
Totals			27-60	4-13	20-26	5 33 38	15 18	78	11	5	10	6 2	14

Technical Fouls:NONE

Shooting By Period			
1 st FG%	9-18	50.0%	
3PT%	1-4	25.0%	
FT%	1-1	100%	
2 nd FG%	7-16	43.8%	
3PT%	3-6	50.0%	
FT%	1-1	100%	
3 rd FG%	8-16	50.0%	
3PT%	0-0	0.0%	
FT%	6-8	75%	
4 th FG%	3-10	30.0%	
3PT%	0-3	0.0%	
FT%	12-16	75%	
GM FG%	27-60	45.0%	
3PT%	4-13	30.8%	
FT%	20-26	76.9%	

Dead Ball Rebounds: 2, 0

	ARK	KAN
Biggest lead	0 (1 st 10:00)	21 (2 nd 2:42)
Best Scoring Run	7 (3 rd 6:12)	10 (1 st 3:49)
Lead Changes	0	
Times Tied	0	
Time with Lead	00:00	39:22

Points from	ARK	KAN
Turnovers	4	13
Paint	26	46
Second Chance	6	9
Fast Breaks	7	11
Bench	5	2

Period by Period Scoring				
	1st	2nd	3rd	4th
ARK	12	7	31	14
KAN	20	18	22	18



TV/RADIO CHART

0		Taliah Scott Fr. G FR 5-8 Orange Park, Fla. St. Johns Country Day School Major: Psychology	<table><tr><th></th><th>GP-GS</th><th>PPG</th><th>RPG</th><th>APG</th><th>MPG</th></tr><tr><td>Season</td><td>N/A</td><td>N/A</td><td>N/A</td><td>N/A</td><td>N/A</td></tr><tr><td>Career</td><td>N/A</td><td>N/A</td><td>N/A</td><td>N/A</td><td>N/A</td></tr></table>		GP-GS	PPG	RPG	APG	MPG	Season	N/A	N/A	N/A	N/A	N/A	Career	N/A	N/A	N/A	N/A	N/A	<ul style="list-style-type: none">No. 11 ranked 2023 player in the country and five-star prospectNamed McDonald's All-American and played in the all-star gameTabbed Gatorade Florida Girls Basketball Player of the YearFinished high school with 2,735 points and led the country in scoring for majority of senior year with 36.2 PPG and 9.2 RPGScored 47 points in final high school game in state semifinals
	GP-GS	PPG	RPG	APG	MPG																	
Season	N/A	N/A	N/A	N/A	N/A																	
Career	N/A	N/A	N/A	N/A	N/A																	
2		Samara Spencer Jr. G 2L 5-7 Fort Lauderdale, Fla. St. Thomas Aquinas Major: Recreation & Sport Management	<table><tr><th></th><th>GP-GS</th><th>PPG</th><th>RPG</th><th>APG</th><th>MPG</th></tr><tr><td>Season</td><td>37-37</td><td>14.4</td><td>3.8</td><td>4.2</td><td>33.9</td></tr><tr><td>Career</td><td>68-64</td><td>13.4</td><td>3.7</td><td>3.7</td><td>32.2</td></tr></table>		GP-GS	PPG	RPG	APG	MPG	Season	37-37	14.4	3.8	4.2	33.9	Career	68-64	13.4	3.7	3.7	32.2	<ul style="list-style-type: none">Leading returning scorer with 14.4 PPG and a team-leading 154 assistsRegistered eight 20-point games and 27 double-digit scoring gamesRecorded two double-doubles last yearNo. 5 in assists and free throw attempts (182), 7 in FG attempts (459) & 15 in scoring in SEC, & No. 40 in total assists in NCAANo. 7 most assists in a single season at ArkansasNamed 2022 SEC Freshman of the Year, first for Arkansas since 2009
	GP-GS	PPG	RPG	APG	MPG																	
Season	37-37	14.4	3.8	4.2	33.9																	
Career	68-64	13.4	3.7	3.7	32.2																	
4		Saylor Poffenbarger R-So. G 1L/TR 6-2 Middletown, Md. UConn Major: Communications	<table><tr><th></th><th>GP-GS</th><th>PPG</th><th>RPG</th><th>APG</th><th>MPG</th></tr><tr><td>Season</td><td>37-37</td><td>15.0</td><td>6.5</td><td>1.8</td><td>26.6</td></tr><tr><td>Career</td><td>114-47</td><td>9.4</td><td>5.1</td><td>0.9</td><td>18.7</td></tr></table>		GP-GS	PPG	RPG	APG	MPG	Season	37-37	15.0	6.5	1.8	26.6	Career	114-47	9.4	5.1	0.9	18.7	<ul style="list-style-type: none">Tabbed to All-SEC Freshman TeamBroke the individual season defensive rebound record with 225 and finished second in total rebounds (255), doing so as a freshmanLed team in rebounds and blocks last season as a guardFinished year with four double-doubles & nine 10+ rebound gamesFive-time SEC Freshman of the Week, which led the leagueNo. 3 in defensive rebounds/gm (6.1) and 11 in rebounds in SEC
	GP-GS	PPG	RPG	APG	MPG																	
Season	37-37	15.0	6.5	1.8	26.6																	
Career	114-47	9.4	5.1	0.9	18.7																	
10		Cristina Sanchez Cerqueira Fr. F FR 6-1 Granada, Spain Segle XXI Major: Kinesiology	<table><tr><th></th><th>GP-GS</th><th>PPG</th><th>RPG</th><th>APG</th><th>MPG</th></tr><tr><td>Season</td><td>N/A</td><td>N/A</td><td>N/A</td><td>N/A</td><td>N/A</td></tr><tr><td>Career</td><td>N/A</td><td>N/A</td><td>N/A</td><td>N/A</td><td>N/A</td></tr></table>		GP-GS	PPG	RPG	APG	MPG	Season	N/A	N/A	N/A	N/A	N/A	Career	N/A	N/A	N/A	N/A	N/A	<ul style="list-style-type: none">A member of the Spanish National TeamPlayed at FIBA U18 3x3 World Cup in Hungary and European Youth Olympic Festival 3x3 in SloveniaWith Segle XXI, played in 26 games during the 2022-23 season to average 6.4 points, 5.4 rebounds and 1.3 steals per gameEarned gold and silver medals with the Andulacias TeamBest rebounder in U14 nationals club cup
	GP-GS	PPG	RPG	APG	MPG																	
Season	N/A	N/A	N/A	N/A	N/A																	
Career	N/A	N/A	N/A	N/A	N/A																	
13		Sasha Goforth R-Jr. G 1L/TR 6-1 Fayetteville, Ark. Oregon State Major: Human Development and Family Sciences	<table><tr><th></th><th>GP-GS</th><th>PPG</th><th>RPG</th><th>APG</th><th>MPG</th></tr><tr><td>Season</td><td>N/A</td><td>N/A</td><td>N/A</td><td>N/A</td><td>N/A</td></tr><tr><td>Career</td><td>52-52</td><td>11.5</td><td>4.3</td><td>1.5</td><td>29.5</td></tr></table>		GP-GS	PPG	RPG	APG	MPG	Season	N/A	N/A	N/A	N/A	N/A	Career	52-52	11.5	4.3	1.5	29.5	<ul style="list-style-type: none">Took 2022-23 season offOnly Hog to start all 32 games in 2021-22, averaging 11.5 points, 4.8 rebounds and 2.1 blocks per gameHer 66 blocks were third most in school history, fourth in the SECLogged 21 double-digit scoring games as a sophomoreAveraged 11.6 PPG & 3.6 RPG at Oregon State, All-Pac 12 Freshman TeamHighly recruited player out of Fayetteville HS, No. 7 nationally
	GP-GS	PPG	RPG	APG	MPG																	
Season	N/A	N/A	N/A	N/A	N/A																	
Career	52-52	11.5	4.3	1.5	29.5																	
20		Karley Johnson So. G 1L 5-9 Mustang, Okla. Mustang Major: Family Science	<table><tr><th></th><th>GP-GS</th><th>PPG</th><th>RPG</th><th>APG</th><th>MPG</th></tr><tr><td>Season</td><td>10-0</td><td>0.1</td><td>0.2</td><td>0.1</td><td>2.6</td></tr><tr><td>Career</td><td>10-0</td><td>0.1</td><td>0.2</td><td>0.1</td><td>2.6</td></tr></table>		GP-GS	PPG	RPG	APG	MPG	Season	10-0	0.1	0.2	0.1	2.6	Career	10-0	0.1	0.2	0.1	2.6	<ul style="list-style-type: none">Appeared in 10 games as a true freshmanFinished her freshman season with three stealsScored first collegiate point off FT at Little RockTabbed a 2022 McDonald's All-American nomineeAs a senior at Mustang HS, averaged 12.3 points, 4.3 rebounds and 3.1 assists per gameWanted to be a Hog since eighth grade
	GP-GS	PPG	RPG	APG	MPG																	
Season	10-0	0.1	0.2	0.1	2.6																	
Career	10-0	0.1	0.2	0.1	2.6																	
21		Loren Lindsey So. G 1L 5-11 Fayetteville, Ark. Fayetteville Major: Finance	<table><tr><th></th><th>GP-GS</th><th>PPG</th><th>RPG</th><th>APG</th><th>MPG</th></tr><tr><td>Season</td><td>9-0</td><td>0.0</td><td>0.1</td><td>0.0</td><td>1.9</td></tr><tr><td>Career</td><td>9-0</td><td>0.0</td><td>0.1</td><td>0.0</td><td>1.9</td></tr></table>		GP-GS	PPG	RPG	APG	MPG	Season	9-0	0.0	0.1	0.0	1.9	Career	9-0	0.0	0.1	0.0	1.9	<ul style="list-style-type: none">Appeared in nine games as a true freshmanMade collegiate debut against Central ArkansasTabbed to the All-Conference 6A West All-Defensive TeamNamed Northwest Arkansas Democrat Gazette Player of the WeekLed team to state semifinals in 2020 with 55-53 win, and the championship game was not played due to Covid-19Born and raised in Fayetteville and always wanted to be a Hog
	GP-GS	PPG	RPG	APG	MPG																	
Season	9-0	0.0	0.1	0.0	1.9																	
Career	9-0	0.0	0.1	0.0	1.9																	
23		Carly Keats So. G JUCO 5-8 Choctaw, Miss. Choctaw Major: Anthropology	<table><tr><th></th><th>GP-GS</th><th>PPG</th><th>RPG</th><th>APG</th><th>MPG</th></tr><tr><td>Season</td><td>N/A</td><td>N/A</td><td>N/A</td><td>N/A</td><td>N/A</td></tr><tr><td>Career</td><td>N/A</td><td>N/A</td><td>N/A</td><td>N/A</td><td>N/A</td></tr></table>		GP-GS	PPG	RPG	APG	MPG	Season	N/A	N/A	N/A	N/A	N/A	Career	N/A	N/A	N/A	N/A	N/A	<ul style="list-style-type: none">JUCO transfer from Jones College, having led the team to its seventh straight region crown and ticket to NJCAA TournamentNamed to All-Region 23 Team at JCStarted in 28 games as a freshman, finishing with 55 3-pointersAveraged 9.7 points, 3.7 rebounds and 3.5 assists per game at JCLed Neshoba Central HS to 33-0 record and state championshipVery good stickball player and plays for her tribe
	GP-GS	PPG	RPG	APG	MPG																	
Season	N/A	N/A	N/A	N/A	N/A																	
Career	N/A	N/A	N/A	N/A	N/A																	
30		Maryam Dauda R-So. F 1L 6-4 Bentonville, Ark. Bentonville Major: International Business	<table><tr><th></th><th>GP-GS</th><th>PPG</th><th>RPG</th><th>APG</th><th>MPG</th></tr><tr><td>Season</td><td>35-0</td><td>3.5</td><td>2.7</td><td>0.7</td><td>11.0</td></tr><tr><td>Career</td><td>35-0</td><td>3.5</td><td>2.7</td><td>0.7</td><td>11.0</td></tr></table>		GP-GS	PPG	RPG	APG	MPG	Season	35-0	3.5	2.7	0.7	11.0	Career	35-0	3.5	2.7	0.7	11.0	<ul style="list-style-type: none">Appeared in 35 games off the bench, first year back from ACL injuryLogged double digits in four games and seven with 5+ reboundsFinished second on team in offensive boards and fourth in blocksMatched career-high 11 points with four rebounds, two assists and two blocks at No. 3/4 LSU13th-ranked player, five-star prospect and top post player in the ESPN HoopGurlz 2021 recruiting classSat out her first year at Arkansas to fully recover from injury
	GP-GS	PPG	RPG	APG	MPG																	
Season	35-0	3.5	2.7	0.7	11.0																	
Career	35-0	3.5	2.7	0.7	11.0																	
34		Jenna Lawrence Fr. F FR 6-3 Farmington, Ark. Farmington Major: Human Nutrition	<table><tr><th></th><th>GP-GS</th><th>PPG</th><th>RPG</th><th>APG</th><th>MPG</th></tr><tr><td>Season</td><td>N/A</td><td>N/A</td><td>N/A</td><td>N/A</td><td>N/A</td></tr><tr><td>Career</td><td>N/A</td><td>N/A</td><td>N/A</td><td>N/A</td><td>N/A</td></tr></table>		GP-GS	PPG	RPG	APG	MPG	Season	N/A	N/A	N/A	N/A	N/A	Career	N/A	N/A	N/A	N/A	N/A	<ul style="list-style-type: none">Four-star prospect, No. 61 player in the countryProven winner, coming off 4A girls state championship and was MVPAveraged 18.7 points, 7.1 rebounds and 1.5 blocks per game with 99 3-pointers made as a seniorEclipsed 2,000 points and 1,000 rebounds in high school careerAlso won a state championship as a sophomore at MelbourneTabbed Arkansas Democrat Gazette Player of the Year
	GP-GS	PPG	RPG	APG	MPG																	
Season	N/A	N/A	N/A	N/A	N/A																	
Career	N/A	N/A	N/A	N/A	N/A																	
43		Makayla Daniels Gr. G 4L 5-8 Frederick, Md. Frederick Major: Recreation & Sport Management	<table><tr><th></th><th>GP-GS</th><th>PPG</th><th>RPG</th><th>APG</th><th>MPG</th></tr><tr><td>Season</td><td>34-34</td><td>13.2</td><td>4.1</td><td>2.9</td><td>32.4</td></tr><tr><td>Career</td><td>122-122</td><td>12.0</td><td>3.5</td><td>2.6</td><td>28.4</td></tr></table>		GP-GS	PPG	RPG	APG	MPG	Season	34-34	13.2	4.1	2.9	32.4	Career	122-122	12.0	3.5	2.6	28.4	<ul style="list-style-type: none">Earned spot on All-SEC Preseason Second TeamSits at No. 10 on the all-time scoring list (1,463)Has second most career points among active SEC playersLed the team with 56 steals and was third in scoring last yearLogged 27 double-digit scoring games and 12 4+ assist contestsCapped off last season with back-to-back 21-point gamesHas started in every game since freshman year with 122 startsWinner of more SEC games than any other Razorback WBB player
	GP-GS	PPG	RPG	APG	MPG																	
Season	34-34	13.2	4.1	2.9	32.4																	
Career	122-122	12.0	3.5	2.6	28.4																	
44		Maryn Archer Fr. G FR 5-7 Derby, Kan. Derby Major: Sociology	<table><tr><th></th><th>GP-GS</th><th>PPG</th><th>RPG</th><th>APG</th><th>MPG</th></tr><tr><td>Season</td><td>N/A</td><td>N/A</td><td>N/A</td><td>N/A</td><td>N/A</td></tr><tr><td>Career</td><td>N/A</td><td>N/A</td><td>N/A</td><td>N/A</td><td>N/A</td></tr></table>		GP-GS	PPG	RPG	APG	MPG	Season	N/A	N/A	N/A	N/A	N/A	Career	N/A	N/A	N/A	N/A	N/A	<ul style="list-style-type: none">Enrolled early in JanuaryThree-start prospect out of high schoolVoted Run 4 Roses All-Tournament First Team after 31-point performance on just 11 shots in championship gamePaced Derby HS in assists and steals during junior yearPlayed on two different high school teams, leading both to stateVoted DerbyInformer.com Female Comeback Player of the Year
	GP-GS	PPG	RPG	APG	MPG																	
Season	N/A	N/A	N/A	N/A	N/A																	
Career	N/A	N/A	N/A	N/A	N/A																	
55		Emrie Ellis Jr. F 2L 6-3 Vanoss, Okla. Vanoss Major: Human Resources	<table><tr><th></th><th>GP-GS</th><th>PPG</th><th>RPG</th><th>APG</th><th>MPG</th></tr><tr><td>Season</td><td>28-0</td><td>1.0</td><td>1.3</td><td>0.1</td><td>7.8</td></tr><tr><td>Career</td><td>55-0</td><td>1.9</td><td>1.7</td><td>0.3</td><td>9.3</td></tr></table>		GP-GS	PPG	RPG	APG	MPG	Season	28-0	1.0	1.3	0.1	7.8	Career	55-0	1.9	1.7	0.3	9.3	<ul style="list-style-type: none">Played 28 games off the bench last seasonScored in nine games in 2022-23Recorded a season-high seven points and two blocks vs. Texas A&MHer five blocks vs. UAPB in 2021 was most by a freshman Hog since 2014Had 11 points & five boards in 27 minutes vs. Auburn as freshmanNo. 48 overall recruit in ASGR's 2021 recruiting rankings
	GP-GS	PPG	RPG	APG	MPG																	
Season	28-0	1.0	1.3	0.1	7.8																	
Career	55-0	1.9	1.7	0.3	9.3																	
HC		Mike Neighbors Seventh season, 11th overall Alma Mater: Arkansas '93	Career: 218-118 (10th) AR: 120-77 (6) <ul style="list-style-type: none">Most wins as a P5 coach with 10 years of experience or lessPassed 100 wins at Arkansas and 200 in his careerArkansas alum	<div>AHC Todd Schaefer Seventh Season</div> <div>AC Pauline Love Seventh Season</div> <div> Lacey Goldwire Fifth Season</div>																		



Taliah Scott
Fr. | 5-9 | G
Orange Park, Fla.



Samara Spencer
Jr. | 5-7 | G
Fort Lauderdale, Fla.



Saylor Poffenbarger
R-So. | 6-2 | G
Middletown, Md.



Cristina Sánchez Cerqueira
Fr. | 6-1 | G
Granada, Spain



Sasha Goforth
R-Jr. | 6-1 | G
Fayetteville, Ark.



Karley Johnson
So. | 5-9 | G
Mustang, Okla.



Loren Lindsey
So. | 5-11 | G
Fayetteville, Ark.



Carly Keats
So. | 5-8 | G
Philadelphia, Miss.



Maryam Dauda
R-So. | 6-4 | F
Bentonville, Ark.



Jenna Lawrence
Fr. | 6-3 | F
Farmington, Ark.



Makayla Daniels
Gr. | 5-9 | G
Frederick, Md.



Maryn Archer
Fr. | 5-7 | G
Derby, Kan.



Emrie Ellis
Jr. | 6-3 | F
Vanoss, Okla.



Mike Neighbors
Head Coach
Seventh Season



Todd Schaefer
Associate Head Coach
Seventh Season



Pauline Love
Assistant Coach
Seventh Season




Lacey Goldwire
Assistant Coach
Fifth Season



Amber Shirey
Director of Operations




Jayci Stone
Director of SA Development



Evan Johnston
Special Assistant to HC/Dir. of Video



Simone Rush
Head Athletic Trainer



Tyler Beckman
S&C Coach