



GAME NOTES

#7 Duke Blue Devils (5-1) vs. Arkansas (4-3)

Game #7 • Away Game #1 • Wednesday, Nov. 29 • 9:15 p.m. ET
Bud Walton Arena (19,200) • Fayetteville, Ark. • ACC/SEC Challenge
TV: ESPN
Radio: Blue Devils Sports Network from LEARFIELD



SCHEDULE & RESULTS

Date	AP Rank	Duke Opp	Opponent	TV	Time
NOVEMBER (5-1)					
N 1	2	-	UNCX EXHIB	ACCNX	W, 109-64
N 6	2	-	Dartmouth	ACCN	W, 92-54
N 10	2	12	Arizona	ESPN2	L, 73-78
N 14	9	18	vs. Michigan State - 1	ESPN	W, 74-65
N 17	9	-	Bucknell - 2	ACCN	W, 90-60
N 21	9	-	La Salle - 2	ACCN	W, 95-66
N 24	9	-	Southern Indiana - 2	ACCN	W, 80-62
N 29	7	RV	at Arkansas - 3	ESPN	9:15 p.m.
DECEMBER (0-0)					
D 2	7	-	at Georgia Tech *	The CW	2:15 p.m.
D 9	-	-	Charlotte	The CW	2:15 p.m.
D 12	-	-	Hofstra	ESPN	7 p.m.
D 20	-	-	vs. Baylor	ESPN	7 p.m.
D 30	-	-	Queens	The CW	2 p.m.
JANUARY (0-0)					
J 2	-	-	Syracuse *	ESPN/2/U	9 p.m.
J 6	-	-	at Notre Dame *	ACCN	6 p.m.
J 9	-	-	at Pittsburgh *	ACCN	9 p.m.
J 13	-	-	Georgia Tech *	ACCN	5 p.m.
J 20	-	-	Pittsburgh *	ACCN	8 p.m.
J 23	-	-	at Louisville *	ESPN/2/U	7 p.m.
J 27	-	-	Clemson *	ESPN	4 p.m.
J 29	-	-	at Virginia Tech *	ESPN	7 p.m.
FEBRUARY (0-0)					
F 3	-	-	at North Carolina *	ESPN	6:30 p.m.
F 7	-	-	Notre Dame *	ACCN	9 p.m.
F 10	-	-	Boston College *	ESPN/2	2 p.m.
F 12	-	-	Wake Forest *	ESPN	7 p.m.
F 17	-	-	at Florida State *	ESPN/2	2 p.m.
F 21	-	-	at Miami *	ESPN/2/U	7 p.m.
F 24	-	-	at Wake Forest *	ESPN/2	2/4 p.m.
F 28	-	-	Louisville *	ACCN	7 p.m.
MARCH (0-0)					
M 2	-	-	Virginia *	ESPN	6 p.m.
M 4	-	-	at NC State *	ESPN	7 p.m.
M 9	-	-	North Carolina *	ESPN	6:30 p.m.
M 7-11	-	-	ACC Tournament - 5	ESPN/2	TBD

* ACC game

1 - State Farm Champions Classic (United Center; Chicago, Ill.)

2 - Blue Devil Challenge

3 - ACC/SEC Challenge

4 - ACC Tournament (Capital One Arena; Washington, D.C.)

Duke/opponent AP ranking at time of game

LAST GAME STARTING FIVE

	GP/GS	PPG	RPG	APG	FG%	3FG%	FT%	MPG
Jared McCain #0 G • 6-3 • 197 • Fr. Sacramento, Calif. Centennial	6/6	8.3	3.7	1.3	.415	.462	1.000	22.7
LAST GAME: 10 points, 2 assists and 2 steals in 21 minutes vs. Southern Indiana (11/24) <ul style="list-style-type: none">A five-star guard out of Centennial High School in Corona, Calif.Ranked as the No. 10 player nationally and the No. 1 player from California by ESPNFirst career double-double versus Bucknell, scoring 17 points with 10 rebounds -- including 9 defensive								
Jeremy Roach #3 G • 6-2 • 180 • Sr. Leesburg, Va. St. Paul VI	6/6	11.5	1.5	2.3	.473	.400	.692	30.8
LAST GAME: 18 points and 2 rebounds in 32 minutes vs. Southern Indiana (11/24) <ul style="list-style-type: none">One of three team captains for 2023-24, second consecutive season as a captain for RoachOn watch list for Jerry West Award and Wooden Award16 second-half points vs. Southern Indiana en route to a season-high 18 total points								
Tyrese Proctor #5 G • 6-5 • 183 • So. Sydney, Australia NBA Global Academy	6/6	12.5	3.5	5.7	.491	.357	.867	31.5
LAST GAME: 11 points, 2 rebounds and 7 assists in 36 minutes vs. Southern Indiana (11/24) <ul style="list-style-type: none">One of three team captains for 2023-24, fourth sophomore captain in program historyCareer-high 22 points on 7-of-11 (.636) shooting and a perfect 6-of-6 from the FT line against BucknellHas scored in double-figures in four straight games along with 21 assists and just three turnovers								
Mark Mitchell #25 F • 6-9 • 232 • So. Kansas City, Kan. Sunrise Christian	5/5	12.0	5.2	1.4	.553	.111	.708	25.4
LAST GAME: 6 points, 6 rebounds and 1 assist in 28 minutes vs. Southern Indiana (11/24) <ul style="list-style-type: none">Made 2023-24 season debut against Arizona after missing the season opener against Dartmouth (ankle)Career-high 20 points on 8-of-13 shooting against Bucknell -- Duke is 18-1 when Mitchell scores 10+On the preseason watch list for the Julius Erving Award								
Kyle Filipowski #30 C • 7-0 • 248 • So. Westtown, N.Y. Wilbraham & Monson Academy	6/6	18.8	8.0	2.0	.560	.333	.719	26.4
LAST GAME: 21 points, 14 rebounds, 3 assists, 3 blocks and 1 steal in 31 minutes vs. Southern Indiana (11/24) <ul style="list-style-type: none">Preseason AP All-American ... ACC Preseason Player of the Year and First Team All-ACCOn watch list for Karl Malone Award, NABC Player of the Year and Wooden AwardFirst double-double of the season on 11/24 with 21 points and 14 rebounds -- including 10 defensive								

THE HEAD COACHES

Duke	Jon Scheyer (Duke '10)
Career Record	32-10 (2nd)
vs. Arkansas	0-0
Arkansas	Eric Musselman (San Diego, '87)
Career Record	209-79 (9th)
vs. Duke	0-1

DUKE RECORDS

	Overall	Non-Conf.	ACC
Record	5-1	5-1	0-0
Streak	W4	W4	W6
Home (Streak)	4-1 (W3)	4-1 (W3)	0-0 (W10)
Road (Streak)	0-0 (W2)	0-0 (L1)	0-0 (W2)
Neutral (Streak)	1-0 (W1)	1-0 (W1)	--
Overtime	0-0	0-0	0-0

DUKE TEAM LEADERS

Scoring	18.8	Kyle Filipowski
Rebounds	8.0	Kyle Filipowski
Assists	5.7	Tyrese Proctor
Steals	1.2	Kyle Filipowski
Blocks	1.7	Kyle Filipowski
Field Goals	42	Kyle Filipowski
Field Goal Pct.	.560	Kyle Filipowski
3-Point Field Goals	12	Jared McCain
3-Point Field Goals Pct.	.462	Jared McCain
Free Throws	23	Kyle Filipowski
Free Throw Pct.	.867	Tyrese Proctor

BROADCAST INFORMATION

Stream	ESPN	Radio	Blue Devil Sports Net.
Play-by-Play	Dan Shulman	Play-by-Play	David Shumate
Analyst	Jay Bilas	Analyst	John Roth
Sideline	Kris Budden	Engineer	Chad Lampman
Producer	Scott Matthews	In Durham	96.5 FM & 620 AM
Watch Link	Watch Live	SiriusXM	84

DUKE COMMUNICATIONS

Executive Director of Communications: Kyle Serba
» kyle.serba@duke.edu // C: 919-519-7116 // O: 919-668-1712
Assistant Director of Communications: Henry Skutt
» henry.skutt@duke.edu // C: 984-287-9011 // O: 919-668-4393

NEED TO KNOW

- » Closing out the first month of the 2023-24 season, Duke travels to Arkansas for its inaugural game in the ACC/SEC Challenge on Wednesday night.
- » In the last conference challenge -- the ACC/BIG Challenge -- Duke owned the best record, by six wins, with a 20-4 ledger.
- » The matchup with Arkansas represents the third different power conference foe on Duke's non-conference schedule, having already played Arizona (Pac-12) and Michigan State (BIG). The Blue Devils round out their power-conference tour with Baylor (Big 12) in December.
- » The Blue Devils and Razorbacks have faced off four previous times, all on a neutral floor, with each team winning twice. Wednesday night marks the first meeting between the two programs in a team's home gym.
- » The Razorbacks have won nearly 82% of the time when playing at Bud Walton Arena, currently with a 422-95 record in the building.
- » Three of the four meetings have come in the NCAA Tournament -- including twice in the Final Four. The most recent matchup was in the 2022 Elite Eight, a 78-69 win by Duke. Current senior guard Jeremy Roach played 35 minutes in that game, scoring nine points.
- » Duke is coming off an 80-62 victory over Southern Indiana, capping off a 3-0 showing in the Blue Devil Challenge.
- » **Kyle Filipowski** (right) led Duke's efforts against the Screaming Eagles, scoring 21 points while grabbing a season-high 14 rebounds -- including 10 on the defensive glass.
- » Layden Blocker, a freshman for the Razorbacks, attended Sunrise Christian Academy prior to college -- the same high school as Duke sophomore Mark Mitchell.
- » Arkansas head coach Eric Musselman is in his fifth season as head coach for Arkansas and currently holds a 99-45 record in Fayetteville and a 209-79 record as a collegiate coach.
- » Wednesday night will mark the first game against an SEC team for Duke on Nov. 29 -- the Blue Devils had played three games in the ACC/BIG challenge on this date.



ROSTER INFORMATION											
Numerical											
No.	Name		Pos.	Ht.	Wt.	Year	Exp.	Hometown	High School	Previous College	
0	Jared McCain		G	6-3	197	Fr.	HS	Sacramento, Calif.	Centennial		
1	Caleb Foster		G	6-5	197	Fr.	HS	Harrisburg, N.C.	Notre Dame (Calif.)		
2	Jaylen Blakes		G	6-2	204	Jr.	2L	Somerset, N.J.	Blair Academy		
3	Jeremy Roach		G	6-2	180	Sr.	3L	Leesburg, Va.	St. Paul VI		
5	Tyrese Proctor	tie-REECE	G	6-5	183	So.	1L	Sydney, Australia	NBA Global Academy		
12	TJ Power		F	6-9	216	Fr.	HS	Shrewsbury, Mass.	Worcester Academy		
13	Sean Stewart		F	6-9	227	Fr.	HS	Windermere, Fla.	Montverde Academy		
14	Jaden Schutt	“shoot”	G	6-5	190	So.	1L	Yorkville, Ill.	Yorkville Christian		
15	Ryan Young		C	6-10	238	Gr.	1L	Stewartsville, N.J.	Bethlehem Catholic	Northwestern	
20	Neal Begovich	BEG-ah-vich	F	6-9	230	Gr.	TR	San Francisco, Calif.	St. Ignatius College Prep	Stanford	
21	Christian Reeves		C	7-1	261	So.	1L	Charlotte, N.C.	Oak Hill		
25	Mark Mitchell		F	6-9	232	So.	1L	Kansas City, Kan.	Sunrise Christian		
30	Kyle Filipowski	fill-uh-POW-ski	F/C	7-0	248	So.	1L	Westtown, N.Y.	Wilbraham & Monson Academy		
52	Stanley Borden		C	7-0	241	Jr.	2L	Istanbul, Turkey	Istanbul Int’l Community School		
55	Spencer Hubbard		G	5-8	157	Sr.	2L	Los Angeles, Calif.	Harvard Westlake		
Alphabetical											
No.	Name		Pos.	Ht.	Wt.	Year	Exp.	Hometown	High School	Previous College	
20	Neal Begovich	BEG-ah-vich	F	6-9	230	Gr.	TR	San Francisco, Calif.	St. Ignatius College Prep	Stanford	
2	Jaylen Blakes		G	6-2	204	Jr.	2L	Somerset, N.J.	Blair Academy		
52	Stanley Borden		C	7-0	241	Jr.	2L	Istanbul, Turkey	Istanbul Int’l Community School		
30	Kyle Filipowski	fill-uh-POW-ski	F/C	7-0	248	So.	1L	Westtown, N.Y.	Wilbraham & Monson Academy		
1	Caleb Foster		G	6-5	197	Fr.	HS	Harrisburg, N.C.	Notre Dame (Calif.)		
55	Spencer Hubbard		G	5-8	157	Sr.	2L	Los Angeles, Calif.	Harvard Westlake		
0	Jared McCain		G	6-3	197	Fr.	HS	Sacramento, Calif.	Centennial		
25	Mark Mitchell		F	6-9	232	So.	1L	Kansas City, Kan.	Sunrise Christian		
12	TJ Power		F	6-9	216	Fr.	HS	Shrewsbury, Mass.	Worcester Academy		
5	Tyrese Proctor	tie-REECE	G	6-5	183	So.	1L	Sydney, Australia	NBA Global Academy		
21	Christian Reeves		C	7-1	261	So.	1L	Charlotte, N.C.	Oak Hill		
3	Jeremy Roach		G	6-2	180	Sr.	3L	Leesburg, Va.	St. Paul VI		
14	Jaden Schutt	“shoot”	G	6-5	190	So.	1L	Yorkville, Ill.	Yorkville Christian		
13	Sean Stewart		F	6-9	227	Fr.	HS	Windermere, Fla.	Montverde Academy		
15	Ryan Young		C	6-10	238	Gr.	1L	Stewartsville, N.J.	Bethlehem Catholic	Northwestern	
On-Court Coaching Staff											
Name			Position			Years at Duke			Years in Current Position		Alma Mater
Jon Scheyer		SHY-er	Head Coach			11th			2nd		Duke '10
Chris Carrawell			Associate Head Coach			6th			3rd		Duke '00
Jai Lucas		“jay”	Associate Head Coach			2nd			1st		Texas '11
Emanuel Dildy			Assistant Coach			1st			1st		Eastern Illinois '05
Will Avery			Assistant Coach			1st			1st		Duke '23

ROSTER BREAKDOWNS	
By Class	
Graduate Student (2)	Begovich, Young
Senior (2)	Hubbard, Roach
Junior (2)	Blakes, Borden
Sophomore (5)	Filipowski, Mitchell, Proctor, Reeves, Schutt
Freshman (4)	Foster, McCain, Power, Stewart
By Height (AVERAGE HEIGHT: 6-6)	
7-1 (1)	Reeves
7-0 (2)	Borden, Filipowski
6-10 (1)	Young
6-9 (4)	Begovich, Mitchell, Power, Stewart
6-5 (4)	Foster, Proctor, Schutt
6-3 (1)	McCain
6-2 (2)	Blakes, Roach
5-8 (1)	Hubbard
By State	
California (2)	Neal Begovich (San Francisco) Spencer Hubbard (Los Angeles)
	Jared McCain (Sacramento)
Florida (1)	Sean Stewart (Windermere)
Illinois (1)	Jaden Schutt (Yorkville)
Kansas (1)	Mark Mitchell (Kansas City)
Massachusetts (1)	TJ Power (Shrewsbury)
North Carolina (2)	Jaylen Blakes (Somerset) Christian Reeves (Charlotte)
New Jersey (3)	Jaylen Blakes (Somerset) Ryan Young (Stewartsville)
New York (1)	Kyle Filipowski (Westtown)
Virginia (1)	Jeremy Roach (Leesburg)
International (2)	Stanley Borden (Istanbul, Turkey) Tyrese Proctor (Sydney, Australia)

DUKE QUICK FACTS	
University	
Founded	1838 as Trinity College
Enrollment (undergraduate)	6,789
President	Dr. Vincent Price (Santa Clara '79)
Vice President/Director of Athletics	Nina King (Notre Dame '00)
Basketball History	
Seasons of Basketball	119th in 2023-24
First Season	1905-06
NCAA Tournament Appearances	45
Record	119-40 (.748)
Last Appearance (Round)	2023 (Second)
NCAA Final Four Appearances (last)	17 (2022)
National Championships (five)	1991, 1992, 2001, 2010, 2015
NIT Appearances (last)	4 (1981)
ACC Championships (last)	22 (2023)
Cameron Indoor Stadium	
Inaugural Game	January 6, 1940
Capacity	9,314
Consecutive Sellouts	511 (Nov. 26, 1990-present)
Undefeated Seasons (Last)	19 (2023)
Team Information	
2022-23 Record	29-7
Home	16-0
Away	4-6
Neutral	7-3
ACC Record	14-6
Home	10-0
Away	4-6
Finish	t-3rd
Tournament	Champions
AP / USA Today Final Ranking	12 / 18
Starters Returning/Lost	4 / 1
Letterwinners Returning/Lost	10 / 5
Newcomers for 2022-23	5
Freshmen	4
Graduate Transfers	1

DUKE RECORD BY STARTING LINEUP	
McCain, Roach, Proctor, Young, Filipowski	1-0
McCain, Roach, Proctor, Mitchell, Filipowski	> 4-1
> Most recent lineup	

DUKE BY THE NUMBERS	
Seasons of Men's Basketball	119th in 2023-24
Total Games	3,199
Duke all-time record	2,278-921 (.712)
Duke all-time ACC record (regular season only)	704-346 (.670)
Duke record at Cameron Indoor Stadium	950-172 (.847)
ACC Championships	22 (last in 2022-23)
NCAA Tournament Appearances	45 (last in 2022-23)
NIT Postseason Appearances	5 (last in 1980-81)
20+ Win Seasons	57 (last in 2022-23)
30+ Win Seasons	16 (last in 2021-22)
AP Top 10 Finishes	38 (last in 2021-22)
AP No. 1 Finishes	8 (last in 2018-19)
Years Ranked No. 1 in the country (AP only)	24 (last in 2021-22)
Overtime Games	135 (70-65)
Duke 100-Point Games	195 (189-6)
National Players of the Year	
	13 honors by 11 players (last in 2018-19)
National Defensive Players of the Year	
	9 honors by 6 players (last in 2005-06)
National Freshman of the Year	7 (last in 2022-23)
All-American Honors	75 (last in 2021-22)
Academic All-American Honors	20 (last in 2015-16)
ACC Players of the Year	18 (last in 2019-20)
ACC Freshmen of the Year	14 (last in 2022-23)
ACC Defensive Players of the Year	5 (last in 2021-22)

CURRENT OPPONENT: ARKANSAS RAZORBACKS



Season Stats

Duke (5-1, 0-0 ACC)
Arkansas (4-3, 0-0 SEC)

PPG	OPP. PPG	FG%	3FG%	FT%	RPG	APG	BPG	SPG	FOUL
84.0	64.2	.507	.353	.729	38.0	17.7	3.8	6.3	15.5
80.7	75.3	.452	.333	.708	38.1	10.3	6.3	5.4	21.6

NOTES & CONNECTIONS

- » Duke travels to Arkansas for its inaugural game in the ACC/SEC Challenge.
- » In the last conference challenge -- the ACC/BIG Challenge -- Duke owned the best record, by six wins, with a 20-4 ledger.
- » The Blue Devils and Razorbacks have faced off four previous times, all on a neutral floor, with each team winning twice.
- » Three of the four meetings have come in the NCAA Tournament -- including twice in the Final Four. The most recent game was during the 2022 tournament, a 78-69 win by Duke in the Elite Eight. Current Duke senior Jeremy Roach played 35 minutes in that game, scoring nine points.
- » Head coach Eric Musselman is in his fifth season as head coach for Arkansas and entered the year with a 95-42 record in Fayetteville and a 205-76 record as a collegiate coach.
- » At Bud Walton Arena, the Razorbacks have won nearly 82% of the time, with a 422-95 record on their home court.
- » Layden Blocker, a freshman for the Razorbacks, attended Sunrise Christian Academy prior to college -- the same high school as Duke sophomore Mark Mitchell.

THE SERIES

Overall	Series is tied, 2-2
In Durham, N.C.	--
at Cameron Indoor Stadium	--
In Fayetteville, Ark.	--
at Bud Walton Arena	--
Neutral Sites	2-2
Last Meeting	Duke, 78-69 (March 26, 2022)

ON THIS DATE: NOV. 29

- » Duke is 11-6 and has won four consecutive games on this date.
- » The Blue Devils last played on this date during the 2019-20 season, defeating Winthrop, 83-70, at Cameron Indoor Stadium.
- » Wednesday night will mark the first game against an SEC team for Duke on Nov. 29 -- the Blue Devils had played three games in the ACC/BIG challenge on this date.
- » The Blue Devils have been ranked inside the top-10 for 11 of their 17 games played on Nov. 29 -- Wednesday is the 12th.

SERIES FACTS

Overall Streak	W1
Home Streak	--
Road Streak	--
Last Home Win	--
Last Road Win	--
Last Neutral Win	78-69 (March 26, 2022)
Last Home Loss	--
Last Road Loss	--
Last Neutral Loss	76-72 (April 4, 1994)
Largest Winning Margin	14 (97-83, March 31, 1990)
Largest Losing Margin	10 (98-88, Nov. 21, 1990)
Most Points Scored	97 (March 31, 1990)
Most Points Allowed	98 (Nov. 21, 1990)
Fewest Points Scored	72 (April 4, 1994)
Fewest Points Allowed	69 (March 26, 2022)
High Scoring Game by Duke	28, Phil Henderson (3/31/90) & Christian Laettner (11/21/90)
High Scoring Game by Opponent	27, Todd Day (3/31/90)
Most Season Points by Duke	28, Phil Henderson (3/31/90) & Christian Laettner (11/21/90)

NEXT OPPONENT: GEORGIA TECH YELLOW JACKETS

Game #8 • Away Game #2 • ACC Game #1 • Saturday, Dec. 2 • **#7 Duke at Georgia Tech** • 2:15 p.m. ET • McCamish Pavilion • Atlanta, Ga. • TV: The CW



Season Stats

Duke (5-1, 0-0 ACC)
Georgia Tech (2-2, 0-0 ACC)

PPG	OPP. PPG	FG%	3FG%	FT%	RPG	APG	BPG	SPG	FOUL
84.8	64.6	.511	.364	.767	38.0	18.6	3.8	6.8	16.8
74.3	77.5	.406	.298	.635	39.0	12.0	5.8	6.3	18.3

NOTES & CONNECTIONS

- » Duke opens ACC play on Saturday afternoon, traveling to take on Georgia Tech at 2:15 p.m.
- » The matchup is the first of two regular-season meetings between the two teams, with the Blue Devils and Yellow Jackets scheduled to play in Cameron Indoor Stadium on Jan. 13, 2024.
- » In the most recent meeting, Duke won in Atlanta, 86-43, on Jan. 28, 2023. The 43-point victory was the second-largest ACC road win in school history and just the third 40-point ACC road win in school history.
- » Duke owns a 77-24 advantage in the overall series, but is on just a two-game win streak.
- » The Jackets have four players averaging double-digit scoring so far this season, led by Miles Kelly's 18.8 points per game.
- » Damon Stoudamire is in his first year as head coach of the Georgia Tech program, after being hired in March of this year.
- » Stoudamire most recently coached for the Boston Celtics as an assistant coach -- a position that former Duke player and assistant coach, Amile Jefferson, was hired for following Stoudamire's departure.

THE SERIES

Overall	Duke leads, 77-24
In Durham, N.C.	Duke leads, 38-5
at Cameron Indoor Stadium	Duke leads, 38-5
In Atlanta, Ga.	Duke leads, 30-16
at McCamish Pavilion	Duke leads, 26-14
Neutral Sites	Duke leads, 9-3
Last Meeting	Duke, 86-43 (Jan. 28, 2023)

ON THIS DATE: DEC. 2

- » Duke is 18-6 overall and has won eight of the last nine games when playing on Dec. 2.
- » The Blue Devils last played on this date during the 2017-18 season, defeating South Dakota, 96-80, at Cameron Indoor Stadium.
- » Saturday marks just the third ACC game played on Dec. 2 for Duke and the first since the 2001-02 season -- a 96-80 win over Clemson at Cameron Indoor Stadium. It is the first conference game played on the road for the Blue Devils on this date.
- » Saturday marks the 12th time Duke has played on Dec. 2 while being ranked inside the top-10.

SERIES FACTS

Overall Streak	W2
Home Streak	W12
Road Streak	W1
Last Home Win	69-57 (Jan. 4, 2021)
Last Road Win	86-43 (Jan. 28, 2023)
Last Neutral Win	65-61 (Mar. 14, 2010)
Last Home Loss	68-76 (Mar. 3, 2004)
Last Road Loss	77-81 or (Mar. 2, 2021)
Last Neutral Loss	66-69 (Mar. 12, 1993)
Largest Winning Margin	53 (110-57; Jan. 4, 2017)
Largest Losing Margin	11 (3x; last: 63-74; Jan. 10, 2007)
Most Points Scored	110 (110-57; Jan. 4, 2017)
Most Points Allowed	91 (2x; last: 96-91; Jan. 11, 1990)
Fewest Points Scored	16 (16-17; Feb. 15, 2022)
Fewest Points Allowed	17 (16-17; Feb. 15, 2022)
High Scoring Game, Duke	34, Shane Battier (Jan. 20, 2001)
High Scoring Game, Opp.:	36, Dennis Scott (Jan. 28, 1990)
Most Season Points by Duke	73, JJ Redick (2004-05; 3 GM)
Most Career Points by Duke	199, Mark Alarie (1983-86; 11 GMS)

DUKE VERSUS THE SEC

	Membership	Overall			Home			Away			Neutral			Unknown Venue			Cameron Indoor			Last 10
		W	L	Pct.	W	L	Pct.	W	L	Pct.	W	L	Pct.	W	L	Pct.	W	L	Pct.	
Alabama	1932-present	8	3	.727	2	0	1.000	1	2	.333	5	1	.833	-	-	-	2	0	1.000	W7 8-2
Arkansas	1991-present	2	2	.500	-	-	-	-	-	-	2	2	.500	-	-	-	-	-	-	W1 2-2
Auburn	1932-present	4	0	1.000	1	0	1.000	-	-	-	3	0	1.000	-	-	-	1	0	1.000	W4 4-0
Florida	1932-present	14	4	.778	4	0	1.000	3	2	.600	7	2	.778	-	-	-	2	0	1.000	W2 8-2
Georgia	1932-present	2	3	.400	-	-	-	0	1	.000	1	1	.500	1	1	.500	-	-	-	L1 2-3
Kentucky	1932-present	11	12	.478	1	1	.500	1	5	.167	9	6	.600	-	-	-	1	1	.500	W2 8-2
LSU	1932-present	5	2	.714	2	0	1.000	2	2	.500	-	-	-	-	-	-	2	0	1.000	L1 5-2
Mississippi State	1932-present	1	2	.333	0	2	.000	-	-	-	1	0	1.000	-	-	-	-	-	-	W1 1-2
Ole Miss	1932-present	-	-	-	-	-	-	-	-	-	-	-	-	-	-	-	-	-	-	-
Missouri	2012-present	2	0	1.000	-	-	-	-	-	-	2	0	1.000	-	-	-	-	-	-	W2 2-0
South Carolina	1991-present	57	20	.740	27	5	.844	14	11	.560	9	3	.750	7	1	.875	21	4	.840	L1 3-7
Tennessee	1932-present	8	8	.500	2	2	.500	2	3	.400	3	2	.600	1	1	.500	2	2	.500	L1 6-4
Texas A&M	2012-present	1	0	1.000	-	-	-	-	-	-	1	0	1.000	-	-	-	-	-	-	W1 1-0
Vanderbilt	1932-present	10	5	.667	6	1	.857	2	4	.333	1	0	1.000	1	0	1.000	6	1	.857	W4 6-4
Totals vs. current members		125	61	.672	45	11	.804	24	28	.462	46	19	.708	10	3	.769	37	8	.822	
Georgia Tech	1932-1964	77	24	.762	38	5	.884	30	16	.652	9	3	.750	-	-	-	38	5	.884	W2 9-1
Tulane	1932-1966	2	1	.667	-	-	-	0	1	.000	2	0	1.000	-	-	-	-	-	-	W1 2-1
Sewanee	1932-1940	1	0	1.000	-	-	-	-	-	-	-	-	-	1	0	1.000	-	-	-	W1 1-0
Totals vs. all-time members		205	86	.704																

DUKE GAME NOTES

Last Time Out

- » Duke used a 20-3 run, spanning the halftime break, to turn a 10-point deficit into an eight-point lead and never trailed again in an 80-62 victory over Southern Indiana on Friday night.
- » **Jeremy Roach** scored 16 second-half points and **Kyle Filipowski** secured the first double-double of his season, with 21 points and 14 rebounds.
- » The Blue Devils finished with four in double-figures, as **Tyrese Proctor** and **Jared McCain** joined their teammates with at least 10 points.
- » Proctor dished a game-high seven assists, his fourth game with at least five assists this season.
- » Duke out-rebounded the Screaming Eagles, 38-33. The Blue Devils are 5-0 when grabbing more boards than their opponent this season.

1st ACC/SEC Challenge; Fifth Meeting With Arkansas

- » The Blue Devils travel to an opposing arena for the first time this season, playing in the first ACC/SEC Challenge and playing at Arkansas for the first time in the all-time series with the program.
- » In the previous challenge, the ACC/BIG Challenge, Duke held the best overall record (20-4), six more than any other team.
- » Duke and Arkansas have played a total of four previous times, all on a neutral floor -- and three in the NCAA Tournament.
- » Two of the four matchups have come in the Final Four, with each team claiming a victory in the national semifinal. The Blue Devils won, 97-83, in 1990 and the Razorbacks prevailed, 76-72, in 1994.
- » Most recently, the two teams met in the 2022 Elite Eight, with Duke winning 78-69. Current Duke senior Jeremy Roach played 35 minutes in that game, scoring nine points.

Turning Defense Into Offense

- » Duke has held each of its opponents below their scoring average so far this season and has finished with an advantage on the glass in five of its first six games.
- » In each of the last three games, the Blue Devils have reeled in at least 38 rebounds.
- » Since being out-rebounded versus Arizona, the Blue Devils have averaged 40.3 boards across the last four contests.
- » On the offensive end of the floor across the last three games, Duke has valued the ball while averaging nearly 90 points per game and an eFG% of .570

Sharing the Rock

- » Against Bucknell and La Salle, the Blue Devils finished with 23 and 21 assists, while committing just seven and five turnovers -- good for a total of 44 assists and just 12 turnovers and a 3.7 assist-turnover ratio.
- » **Tyrese Proctor** has spearheaded the efforts, logging 21 assists with just three turnovers across the last three games. The sophomore guard has a total of 34 dimes and just seven turnovers through six games, a 4.86 assist-turnover ratio -- which is 16th best nationally overall and leads all underclassmen in the country with at least 30 assists.
- » The Blue Devils have scored over 90 points in two of their last three ballgames and have eclipsed the 90-point threshold three times in the first six games of the season.

Roach Reaches 1K

- » Senior guard **Jeremy Roach** became the 68th Blue Devil all-time to eclipse 1,000 career points in his Duke career, scoring 17 points against Arizona on Nov. 10.
- » The Blue Devils are now solo third in NCAA Division I for most 1,000-point scorers in program history, ahead of Notre Dame and Villanova.
- » Roach is the first Duke player to cross the threshold since **Grayson Allen**, **Luke Kennard** and **Amile Jefferson** all did so during the 2016-17 season.
- » The senior point guard reached another career milestone recently -- his 100th game in a Duke jersey came against La Salle on Nov. 21.

1.	North Carolina	81
2.	Louisville	69
3.	DUKE	68
4.	Notre Dame	67
	Villanova	67
6.	Kansas	66
7.	Syracuse	65
8.	Kentucky	61
9.	Ohio State	60
	UCLA	60

as of Nov. 12, 2023 -- as reported by each school

Duke's Three-Point Streak

- » Duke has connected on at least one three-pointer in 1,195 straight games, the second-longest streak nationally.
- » It has been more than 30 years since Duke was held without a three-point field goal -- Dec. 30, 1989, versus Hawai'i.

Trio of Captains

- » Three players have been selected as team captains for the 2023-24 season -- **Tyrese Proctor**, **Jeremy Roach** and **Ryan Young**. The trio were elected via a vote of the players and coaches.
- » Roach serves as captain for the second straight year, after serving as the team's lone captain last season.
- » Both Proctor and Young are first-time captains. Proctor is just the fourth sophomore in program history to serve as team captain, joining **Tre Jones** (2020) and **Greg Paulus** and **Josh McRoberts** (2007).
- » "Being named a captain is something that has been meaningful in our program for a long time," said Scheyer. "I'm proud of these three guys. I let each of our players vote - and it was a consensus with our staff as well - so it's certainly more meaningful when it comes from both the players and the staff."

Scheyer Announces Early Signing Period Class

- » Head coach **Jon Scheyer** announced his second No. 1 recruiting class in three years with the signing of five players to the class of 2024 during the NCAA early signing period.
- » The top-ranked class would mark the third consecutive top-two class for Scheyer, after inking the top class for 2022 and the No. 2 group in 2023.
- » The five-player class is led by No. 1 overall prospect, Cooper Flagg, and includes four ranked in the top 20 by 247Sports.
- » Four of the signees are rated as the top player in their respective states by either ESPN or 247Sports - Flagg (Maine), Isaiah Evans (North Carolina), Kon Il Knueppel (Wisconsin) and Patrick Ngongba II (Virginia).

AP Poll Streak Extends

- » With the release of the *Associated Press* preseason poll on Oct. 17, Duke was ranked No. 2 -- extending a notable streak.
- » The Blue Devils have now been ranked in the top 10 at least once in 28 consecutive seasons -- the longest active streak nationally. The next closest program is Kansas, which has held a top-10 ranking at some point in each of the last 18 seasons.
- » The No. 2 ranking also marked the 16th consecutive season that the Blue Devils made their debut in the top 10.
- » Duke has now debuted inside the top-three 17 times, most recently prior to the 2017-18 season.

Historic Debut for Head Coach Jon Scheyer

- » Former Duke All-American and two-time team captain **Jon Scheyer** made history with his head-coaching debut last season. He became just the third coach in ACC history to win the ACC Tournament in their first season and is the first to win an ACC title as both a player (2009, 2010) and as a coach (2023).
- » Scheyer was named a finalist for the Joe. B Hall Award, given to the best first-year head coach, as the Blue Devils finished ranked No. 12 in the final *Associated Press* poll, captured the program's 22nd ACC Tournament title, reached the NCAA Tournament for the 45th time and posted an overall record of 27-9 and a conference record of 14-6.
- » Duke entered the NCAA Tournament on a nine-game winning streak -- just three other Duke teams in history entered the NCAA Tournament on longer winning streaks (1999, 27-game streak; 1963, 18-game; 1986, 16-game). The Blue Devils pushed the streak to 10 games with a win over Oral Roberts in the first round.
- » The Northbrook, Ill., native has been integral in the recruiting and development of several young Duke stars since joining the staff, and as head coach, has landed the nation's No. 1-ranked recruiting class (2022-23) and No. 2-ranked recruiting class (2023).
- » Duke has signed a top-three recruiting class per ESPN in every season since Scheyer joined the staff, including the No. 1 class five times in 10 seasons (2014, 2015, 2017, 2018, 2022).

Rk	School	Games	Next Game
1.	UNLV	1,197	vs. Akron (11/28)
2.	Duke	1,195	at Arkansas (11/29)
3.	East Tennessee State	1,130	at App State (11/29)

Through games played on 11/27 based on available data

Rk	Team	No.
1.	Duke	28
2.	Kansas	18
3.	Kentucky	14

DUKE GAME NOTES

Continuity From Last Season

- » Duke returns 60.4 points per game from last year's roster, the most by a Duke team since the 2008-09 season, and brings back 77.9% of points scored in 2022-23 -- the most since the 2007-08 Duke team returned 81.3%.
- » Each of the Blue Devils' top-four scorers from a year ago are on the 2023-24 roster, which is the first time since at least 1997 -- as far back as research allows -- according to ESPN.
- » Four different players who made 30 or more starts in 2022-23 have returned to Durham, which marks the first time in Duke lore since the 2000-01 roster that included **Shane Battier**, **Carlos Boozer**, **Nate James** and **Jay Williams**. The 2000-01 team went on to win the program's third national championship.

ACC Preseason Picks: Duke First; Filipowski Player of the Year; Proctor Second Team

- » Duke was selected to finish first in the ACC this season, as chosen by media members in their preseason predictions.
- » The Blue Devils earned 44 of the 51 first-place votes and finished with 757 points, leading Miami, North Carolina and Virginia atop the preseason poll.
- » Sophomore forward **Kyle Filipowski**, reigning ACC Rookie of the Year, was named ACC Preseason Player of the Year and was a unanimous pick for the Preseason All-ACC First Team while his classmate, **Tyrese Proctor**, landed on the Second Team.
- » Filipowski received 35 votes for Preseason Player of the Year and Proctor also received a vote.

Four on Preseason Positional Awards

- » The Naismith Memorial Basketball Hall of Fame announced its preseason watch lists for national positional awards, with four different Blue Devils earning recognition:

Tyrese Proctor -- Bob Cousy Point Guard of the Year

Jeremy Roach -- Jerry West Shooting Guard of the Year

Mark Mitchell -- Julius Erving Small Forward of the Year

Kyle Filipowski -- Karl Malone Power Forward of the Year

- » The most recent Duke winner of a Hall of Fame positional award was Wendell Moore Jr., who earned the Julius Erving Small Forward of the Year award in 2021-22.

Freshman Class Ranked No. 2 Nationally -- Duke's 10th Consecutive Top-3 Class

- » The second class fully recruited and signed by Scheyer was ranked No. 2 nationally by both *ESPN* and *247Sports*.
- » It marked the second consecutive top-two class signed by Scheyer after inking the nation's No. 1 class in 2022 for his first season as the Blue Devils' head coach.
- » The class was made up of four players, all ranked in *247Sports*' top 25, and three were ranked as the top player in their respective states per ESPN. **Jared McCain** was 10th on ESPN's Top 100, while **TJ Power**, **Sean Stewart** and **Caleb Foster** rounded out the class at No. 17, 22 and 23, respectively, in *247Sports*' rankings.
- » The class included two McDonald's All-Americans (Stewart, McCain), two named the Gatorade Player of the Year in their state (McCain, Power) and all four made the roster for the Jordan Brand Classic.

Duke Adds Two More McDonald's All-Americans

- » Following the announcement of the 2022 McDonald's All-American Game rosters, Duke has signed 90 McDonald's All-Americans all-time -- the most of any NCAA program.
- » The Blue Devils' most recent selections are **Jared McCain** and **Sean Stewart** while current Blue Devils **Jeremy Roach** (2020) and **Mark Mitchell** (2022) are also on Duke's roster.
- » Duke has added at least one McDonald's All-American in 39 consecutive years.

New Faces on the Bench

- » Scheyer made two new hires to Duke's coaching staff during the offseason -- **Will Avery** and **Emanuel Dildy**.
- » Avery was hired after new NCAA rules went into effect that included the addition of two full-time on-court coaching positions in men's basketball.
- » Avery, who starred at Duke from 1997 to 1999, had spent the last four seasons assisting with various aspects of the program while completing his undergraduate degree in African American studies. He left Duke after his sophomore year as the 14th overall pick by Minnesota in the 1999 NBA Draft.
- » Dildy was hired in August to fill the position vacated by **Amile Jefferson**, who was hired by the Boston Celtics in July.
- » Regarded in the coaching ranks as one of the nation's top recruiters, Dildy spent three years on the staff as an assistant coach under Chris Collins at Northwestern from 2018-21. He comes to Duke after a two-year stint as assistant coach for Porter Moser at Oklahoma, having recently been promoted to associate head coach.

Looking to Build on End of 2022-23

- » Duke ended the season with 10 wins in its last 11 games, and entered the NCAA Tournament on a nine-game winning streak.
- » Just three other Duke teams in history entered the NCAA Tournament on longer winning streaks (1999, 27-game streak; 1963, 18-game; 1986, 16-game).
- » Finding continuity towards the end of the season after a year full of injuries, Duke played 11 of its final 12 games with a full complement of players available and started the same lineup in 15 of its final 16 games. Duke finished the year with a 19-1 overall record in games with its full roster available -- was 8-8 otherwise.
- » Duke returns four starters from last year's team and 80% of its scoring.

NBA Season Begins with 24 Blue Devils on Opening Day Rosters

- » When the NBA season began on Oct. 24, Duke had 24 members of The Brotherhood on opening-day rosters.
- » The list was compiled from the NBA's official opening-day rosters (including two-way and inactive lists) and includes any Blue Devil that played and finished their college basketball careers at Duke.
- » Duke's players are spread across the country at a total of 18 NBA franchises, including a trio of Blue Devils with the Dallas Mavericks (**Kyrie Irving**, **Seth Curry**, **Dereck Lively II**), and duos in Atlanta (**Jalen Johnson**, **AJ Griffin**), Orlando (**Paolo Banchero**, **Wendell Carter Jr.**), Brooklyn (**Harry Giles**, **Dariq Whitehead**) and New Orleans (**Zion Williamson**, **Brandon Ingram**).
- » Duke's two first-round picks from the 2022-23 squad, Lively and Whitehead, are set to make their NBA debut this season. Lively had a historic debut, becoming the first player in NBA history to record at least 15 points and 10 rebounds while shooting better than 85 percent from the field in an NBA debut.
- » Whitehead, the third-youngest player in the NBA this season, has recovered from his off-season foot surgery and has progressed to live-action rehab.
- » Duke's two dozen players also join a long list of former players, coaches, managers and Duke graduates that serve on NBA coaching staffs or in front office roles for 26 of the league's 30 teams. That includes former Hall of Fame head coach **Mike Krzyzewski**, who joined the NBA this summer as a special advisor, 1984 Duke graduate **Adam Silver** (NBA Commissioner), **Grant Hill** (part owner of the Atlanta Hawks), **Elton Brand** (General Manager of the Philadelphia 76ers), **Trajan Landon** (General Manager of the New Orleans Pelicans), **Quin Snyder** (Head Coach of the Atlanta Hawks) and **Mike Dunleavy** (General Manager of the Golden State Warriors).

ACC PRESEASON POLL (first-place votes in parentheses)

1. Duke (44), 757
2. Miami (5), 693
3. North Carolina (1), 670
4. Virginia (1), 593
5. Clemson, 570
6. Wake Forest, 440
7. NC State, 420
8. Virginia Tech, 390
9. Pitt, 380
10. Syracuse, 321
11. Florida State, 294
12. Boston College, 227
13. Georgia Tech, 157
14. Louisville, 108
15. Notre Dame, 100

DUKE'S ESPN.COM RECRUITING CLASS RANKINGS

2009	9
2010	6
2011	2
2012	12
2013	15
2014	>>> 1
2015	1
2016	2
2017	1
2018	1
2019	2
2020	2
2021	3
2022	1
2023	2
>>> Scheyer's first season on staff	

MOST MCDONALD'S ALL-AMERICANS SIGNED

1. Duke	90
2. North Carolina	74
3. Kentucky	68
> through 2023 class	

BLUE DEVILS IN THE NBA

Grayson Allen - Phoenix
 Marvin Bagley III - Detroit
 Paolo Banchero - Orlando
 R.J. Barrett - New York
 Maques Bolden - Milwaukee
 Wendell Carter Jr. - Orlando
 Seth Curry - Dallas
 Harry Giles III - Brooklyn
 A.J. Griffin - Atlanta
 Brandon Ingram - New Orleans
 Kyrie Irving - Dallas
 Jalen Johnson - Atlanta
 Tre Jones - San Antonio
 Tyus Jones - Washington
 Luke Kennard - Memphis
 Dereck Lively II - Dallas
 Wendell Moore Jr. - Minnesota
 Mason Plumlee - Charlotte
 Cam Reddish - LA Lakers
 Jayson Tatum - Boston
 Gary Trent Jr. - Toronto
 Dariq Whitehead - Brooklyn
 Mark Williams - Charlotte
 Zion Williamson - New Orleans

HEAD COACH JON SCHEYER



BIO

Former Duke All-American and two-time team captain Jon Scheyer is the 20th head coach in Duke University's storied basketball history. He was named to the position on June 4, 2021, succeeding Hall of Fame head coach Mike Krzyzewski.

Scheyer, who enters his second season as head coach in 2023-24, has vast experience on the Duke bench, having served on Krzyzewski's staff since the 2013-14 season. His previous roles with the Blue Devils include special assistant, assistant coach and the previous three years as associate head coach. Scheyer and Duke agreed to a new six-year contract in October of 2023, extending him through the 2028-29 season.

The 35-year-old Scheyer was among the youngest head coaches in Division-I men's basketball, and the youngest at a power conference institution. He was named to *The Athletic's* 40 Under 40 in college sports in 2022, and was previously touted as one of the best assistant coaches in college basketball.

As a player, Scheyer sparked the Blue Devils to two ACC championships and the 2010 NCAA title as a player from 2007-10. In his time on the coaching staff, he has helped Duke compile a 272-80 (.773) record, a national championship (2015), two Final Fours (2015, 2022) and three ACC Tournament crowns (2017, 2019, 2023).

The Northbrook, Ill., native has been integral in the recruiting and development of several young Duke stars since joining the staff, and landed the nation's No. 1-ranked recruiting class for the 2022-23 campaign and No. 2-ranked class for 2023-24.

Duke has signed a top-three recruiting class per ESPN in every season since Scheyer joined the staff, including the No. 1 class five times in 10 seasons (2014, 2015, 2017, 2018, 2022).

[CLICK HERE FOR COACH SCHEYER'S FULL BIO](#)

CAREER RECORD

Overall Record	32-10
ACC Record (regular season & tournament)	14-6
Home	20-1
Road	4-6
Neutral	8-2
vs. AP Top 25	5-5

SCHEYER QUICK FACTS

Born	August 24, 1987
High School	Glenbrook North, Northbrook, Ill.
College Career	Four-year letterman, Duke, 2007-2010
College Degree	B.A., History, Duke, 2010
College Honors	Co-captain, 2009, 2010
	Consensus Second Team All-America, 2010
	All-NCAA Final Four Team, 2010
	First Team All-ACC, 2010
	NCAA Tournament All-South Region, 2010
	ACC Tournament MVP, 2009
	All-Preseason NIT, 2009
	First Team ACC All-Tournament, 2009, 2010
Coaching Career	Special Assistant, Duke, 2013-14
	Assistant Coach, Duke, 2014-18
	Associate Head Coach, Duke, 2018-22
	Head Coach, Duke, 2022-present
Family	Wife, Marcelle (married May 2017)
	Children, Noa (born January 2018)
	Jett (born August 2019)
	James (born May 2022)

SCHEYER BY THE NUMBERS

27.6	Average number of wins per season while at Duke
.781	Career winning percentage as coach and player
10	Top-3 recruiting classes in nine years on staff
5	ACC Tournament title (2009, 2010, 2017, 2019)
2	National Championships (2010, 2015)
25	All-ACC selections coaches (11 First Team picks)
11	All-Americans coaches (5 consensus First Team picks)
15	Major ACC award winners coached (4 Players of the Year)
38	NBA Draft picks coached (2 overall No. 1 picks)

"I've said many times that Jon Scheyer is one of the smartest coaches in the country. He showed that repeatedly as a member of our staff the past eight seasons. He is ready for this amazing opportunity and clearly recognizes the significance of the position in which he finds himself. He understands the unique culture of Duke Basketball and he and his staff will carry it forward in an ever-changing college athletics environment. Jon is a rising star in the profession and Duke could not be in better hands moving forward." -- MIKE KRZYZEWSKI

JON SCHEYER YEAR-BY-YEAR AT DUKE

Playing Career	Overall	ACC	ACC Tournament	NCAA Tournament
2006-07 Freshman Guard	22-11	8-8 (T6th)	First Rd (0-1)	NCAA First Rd (0-1)
2007-08 Sophomore Guard	28-6	13-3 (2nd)	Semifinals (1-1)	NCAA Second Rd (1-1)
2008-09 Junior Guard	30-7	11-5 (T2nd)	Champion (3-0)	NCAA Sweet 16 (2-1)
2009-10 Senior Guard	35-5	13-3 (T1st)	Champion (3-0)	NCAA Champion (6-0)
Career	115-29 (.799)	45-19 (.703)	7-2 (.778)	9-3 (.750)
Coaching Career	Overall	ACC	ACC Tournament	NCAA Tournament
2013-14 Special Assistant	26-9	13-5 (3rd)	Finals (2-1)	NCAA First Rd (0-1)
2014-15 Assistant Coach	35-4	15-3 (2nd)	Semifinals (1-1)	NCAA Champion (6-0)
2015-16 Assistant Coach	25-11	11-7 (T5th)	Quarterfinals (1-1)	NCAA Sweet 16 (2-1)
2016-17 Assistant Coach	28-9	11-7 (T5th)	Champion (4-0)	NCAA Second Rd (1-1)
2017-18 Assistant Coach	29-8	13-5 (2nd)	Semifinals (1-1)	NCAA Elite Eight (3-1)
2018-19 Associate Head Coach	32-6	14-4 (3rd)	Champion (3-0)	NCAA Elite Eight (3-1)
2019-20 Associate Head Coach	25-6	15-5 (4th)	Quarterfinals (0-0)*	--
2020-21 Associate Head Coach	13-11	9-9 (10th)	Quarterfinals (2-0)**	--
2021-22 Associate Head Coach	32-7	16-4 (1st)	Finals (2-1)	NCAA Semifinals (4-1)
2022-23 Head Coach	27-9	14-6 (4th)	Champion (3-0)	NCAA Tournament (1-0)
2023-24 Head Coach	4-1	0-0	--	--
Head Coach Totals	32-10 (.762)	14-6 (.684)	3-0 (1.000)	1-1 (.500)
Overall Coaching Totals	277-81 (.774)	131-55 (.703)	19-5 (.792)	20-7 (.741)

* Postseason canceled by COVID-19 pandemic; ** Season ended by Duke's COVID protocols

SCHEYER'S DUKE CAREER STATS

	GP-GS	Min	FG	Pct	3FG	Pct	FT	Pct	Reb	Avg	PF	Ast	Turn	Blk	Stl	Pts	Avg
2006-07	33-32	1,112	113-284	.398	61-167	.365	115-136	.846	110	3.3	57	61	52	5	39	402	12.2
2007-08	34-1	963	115-259	.444	47-121	.388	120-135	.889	134	3.9	56	83	37	9	46	397	11.7
2008-09	37-35	1,214	146-368	.397	79-205	.385	179-214	.836	134	3.6	62	102	57	6	58	550	14.9
2009-10	40-40	1,470	212-531	.399	110-287	.383	194-221	.878	144	3.6	54	194	65	10	65	728	18.2
Total	144-108	4,759	586-1,442	.406	297-780	.381	608-706	.861	522	3.6	229	440	211	30	208	2,077	14.4

2022-23 IN REVIEW

SEASON SUMMARY

- » The 118th season of Duke Basketball ushered in a new era for the program with **Jon Scheyer** succeeding Hall of Famer **Mike Krzyzewski** as the 20th head coach in the team history.
- » In an historic debut campaign for Scheyer, the Blue Devils finished ranked No. 12 in the *Associated Press* poll, captured the program's 22nd ACC Tournament title, reached the NCAA Tournament for the 45th time and posted a 27-9 overall record and a 14-6 mark in ACC play.
- » Scheyer inherited one of the nation's youngest rosters, with junior captain **Jeremy Roach** as the lone returning starter from a Duke team that reached the Final Four in 2021-22.
- » Eighty percent of Duke's minutes in the 2022-23 season were logged by players not on the roster the previous year -- the highest percentage on record in team history.
- » Finding continuity towards the end of the season after a year full of injuries, Duke played 11 of its final 12 games with a full complement of players available and started the same lineup in 15 of its final 16 games. Duke finished the year with a 19-1 overall record in games with its full roster available -- was 8-8 otherwise.
- » Duke entered the NCAA Tournament on a nine-game winning streak -- just three other Duke teams in history entered the NCAA Tournament on longer winning streaks (1999, 27-game streak; 1963, 18-game; 1986, 16-game).
- » With a priority on defense and rebounding, the Blue Devils held opponents below their season scoring average 31 times and were 27-4 in those games. They out-rebounded 29 opponents and were 25-4 when doing so.
- » Duke's 63.6 points allowed were its fourth fewest since 1950-51 and the fewest since the school-record 61.0 allowed by the 2010 squad.
- » The tallest team in the nation, Duke used its length on the perimeter and height at the rim to finish as one of just three Division I teams in the NCAA's top 40 for scoring defense (30th), field goal defense (27th), three-point defense (24th) and blocked shots (37th) -- Houston and Connecticut were the others.
- » On the glass, Duke was fifth nationally and led the ACC in rebounding margin (+7.9), while also leading the ACC and ranking 21st in rebounds per game (38.7). Duke was second in the conference in total rebounds (38.7) and third in defensive boards (26.7).
- » Freshman **Kyle Filipowski** recorded 16 double-doubles to lead all Division I freshmen, rank second in the ACC overall and 11th nationally and was tied for the second most by a Duke freshman all-time. He led all power conference freshmen in rebound average and his 322 boards were tied for third most by a Duke freshman.
- » Filipowski was a second-team All-ACC pick and joined Roach (honorable mention) on the All-ACC Team. Filipowski, **Tyrese Proctor** and **Dereck Lively II** were each tapped to the ACC All-Freshman Team, while Lively also earned one of the five spots on the league's All-Defensive Team.
- » Once again emerging as a postseason star, Roach poured in a career-high 23 points in the ACC Tournament title game win over Virginia and dropped 23 more in the NCAA First Round win over Oral Roberts. As a sophomore the year prior, Roach averaged 11.8 points, shot .438 from the field and led the team with 20 assists in Duke's five-game run to the Final Four.
- » Roach and Filipowski were presented Duke's Most Valuable Player Awards at the team's annual banquet. Sophomore Jaylen Blakes was the recipient of both the Glenn E. "Ted" Mann Award, given to the reserve who most contributed to team morale, and the Dr. Deryl Hart Award for the team's top scholar athlete. The Pagliuca Family Coach's Award, given to the player that best exemplified the commitment and values of Duke Basketball, was presented to freshman Mark Mitchell. **Dereck Lively II** was honored as the team's Best Defensive Player.

CURRENT STREAKS			
Overall			Won 4
Unranked teams anywhere			Won 15
Ranked teams anywhere			Won 1
Home			Won 3
Home ACC			Won 10
Home non-conference			Won 3
Home unranked non-conference			Won 22
Home ranked teams			Lost 1
Home unranked teams			Won 20
Road			Won 2
Road ACC			Won 2
Road ranked teams			Loss 3
Road unranked teams			Won 3
Neutral			Won 1
Neutral ranked teams			Won 1
Neutral unranked teams			Won 5
Consecutive Made Free Throws			
	Career Long*	Season Long	Active
Tyrese Proctor	17	11	11
Jared McCain	4	4	4
Jaylen Blakes	5	3	3
Kyle Filipowski	10	9	3
Jeremy Roach	13	3	3
TJ Power	2	2	2
Sean Stewart	2	2	2
Caleb Foster	3	3	--
Mark Mitchell	13	12	--
Ryan Young	19	3	--
Christian Reeves	3	1	--
Jaden Schutt	1	--	1
Spencer Hubbard	1	--	--
*Duke career only			
Consecutive Games Played with 3-Point Field Goal			
	Career Long	Season Long	Active
Tyrese Proctor	11	6	11
Jared McCain	3	3	3
Jeremy Roach	6	3	1
Kyle Filipowski	8	2	--
Caleb Foster	2	2	--
Mark Mitchell	3	1	--
Jaylen Blakes	3	--	--
Jaden Schutt	2	--	--
Ryan Young	> 2	--	--
TJ Power	1	1	1
> includes previous school			
Games Played			
	2023-24	Career	
Ryan Young	6 (5-1)	> 128 (65-63)	
Jeremy Roach	6 (5-1)	101 (74-27)	
Jaylen Blakes	6 (5-1)	59 (48-11)	
Kyle Filipowski	6 (5-1)	42 (32-10)	
Tyrese Proctor	6 (5-1)	42 (32-10)	
Jared McCain	6 (5-1)	6 (5-1)	
Caleb Foster	6 (5-1)	6 (5-1)	
Sean Stewart	6 (5-1)	6 (5-1)	
Mark Mitchell	5 (4-1)	40 (31-9)	
Neal Begovich	3 (3-0)	> 18 (14-4)	
TJ Power	3 (3-0)	3 (3-0)	
Christian Reeves	2 (1-1)	15 (11-4)	
Spencer Hubbard	2 (2-0)	8 (8-0)	
Jaden Schutt	--	14 (11-3)	
Stanley Borden	--	2 (2-0)	
> includes previous school			
Record in such games in ()			
Starts			
	Consecutive	Career	
Kyle Filipowski	42	42 (32-10)	
Tyrese Proctor	27	40 (31-9)	
Jeremy Roach	22	81 (61-20)	
Jared McCain	6	6 (5-1)	
Mark Mitchell	5	40 (30-9)	
Ryan Young	--	> 47 (15-32)	
Jaylen Blakes	--	2 (1-1)	
> includes previous school			
Record in such games in ()			

SEASON / CAREER TOTALS		
	2023-24	Career
Double Figure Scoring Games		
Kyle Filipowski	6	37 (31-6)
Tyrese Proctor	4	22 (17-5)
Jeremy Roach	3	52 (40-12)
Mark Mitchell	3	19 (18-1)
Caleb Foster	2	2 (2-0)
Jared McCain	2	2 (2-0)
Jaylen Blakes	1	3 (2-1)
Sean Stewart	1	1 (1-0)
Ryan Young	--	> 42 (20-22)
20+ Point Games		
Kyle Filipowski	3	9 (7-2)
Mark Mitchell	1	1 (1-0)
Tyrese Proctor	1	1 (1-0)
Jeremy Roach	--	8 (7-1)
Ryan Young	--	> 4 (4-0)
30+ Point Games		
10+ Rebound Games		
Kyle Filipowski	1	17 (14-3)
Jared McCain	1	1 (1-0)
Sean Stewart	1	1 (1-0)
Ryan Young	--	> 8 (6-2)
Tyrese Proctor	--	1 (1-0)
Double-Doubles		
Kyle Filipowski	1	17 (14-3)
Jared McCain	1	1 (1-0)
Sean Stewart	1	1 (1-0)
Ryan Young	--	> 5 (4-1)
Tyrese Proctor	--	2 (2-0)
Jeremy Roach	--	1 (1-0)
20-10 Games		
Kyle Filipowski	1	5 (4-1)
Ryan Young	--	> 2 (2-0)
3+ Steal Games		
Jaylen Blakes	1	2 (1-1)
Jared McCain	1	1 (0-1)
Sean Stewart	1	1 (1-0)
Kyle Filipowski	--	6 (5-1)
Jeremy Roach	--	4 (3-1)
Ryan Young	--	> 2 (1-1)
3+ Three-Point Field Goal Games		
Jeremy Roach	1	10 (9-2)
Tyrese Proctor	1	6 (6-0)
Kyle Filipowski	1	4 (2-2)
Caleb Foster	1	1 (1-0)
Jared McCain	1	1 (1-0)
TJ Power	1	1 (1-0)
Jaylen Blakes	--	2 (1-1)
Jaden Schutt	--	1 (1-0)
Scoring Leaders		
Kyle Filipowski	3	19 (14-5)
Tyrese Proctor	1	4 (2-2)
Mark Mitchell	1	3 (3-0)
Caleb Foster	1	1 (1-0)
Jeremy Roach	--	14 (11-3)
Jaylen Blakes	--	2 (1-1)
Ryan Young	--	2 (2-0)
Rebounding Leaders		
Kyle Filipowski	3	25 (17-8)
Ryan Young	1	8 (6-2)
Jared McCain	1	1 (1-0)
Sean Stewart	1	1 (1-0)
Tyrese Proctor	--	3 (2-1)
Mark Mitchell	--	2 (2-0)
Jeremy Roach	--	1 (1-0)
Assist Leaders		
Tyrese Proctor	5	22 (17-5)
Kyle Filipowski	1	2 (2-0)
Jared McCain	1	1 (0-1)
Caleb Foster	1	1 (1-0)
Jeremy Roach	--	27 (21-6)
Jaylen Blakes	--	5 (3-2)
Mark Mitchell	--	2 (1-1)
Ryan Young	--	2 (1-1)
Record in such games in ()		
> includes previous school		

HONORS & AWARDS				
Kyle Filipowski				
				Preseason ACC Player of the Year
				Preseason First Team All-ACC
				Preseason First Team All-America (Associated Press)
				Preseason First Team All-America (Blue Ribbon)
				Preseason First Team All-America (Sporting News)
				NABC Division I Player of the Year -- Preseason Watch List
				Karl Malone Power Forward of the Year -- Preseason Watch List
				Naismith Trophy -- Preseason Watch List
				Wooden Award -- Preseason Top 50
Tyrese Proctor				
				Preseason Second Team All-ACC
				NABC Division I Player of the Year -- Preseason Watch List
				Bob Cousy Point Guard of the Year -- Preseason Watch List
				Naismith Trophy -- Preseason Watch List
				Wooden Award -- Preseason Top 50
				Team Captain
Jeremy Roach				
				Jerry West Shooting Guard of the Year -- Preseason Watch List
				Wooden Award -- Preseason Top 50
				Team Captain
Mark Mitchell				
				Julius Erving Small Forward of the Year -- Preseason Watch List
CAREER DOUBLE-DOUBLES (BY DATE)				
Player (No.)	Date	Opponent	Pts	R/A/B/S
@Ryan Young (1)	11/22/19	Norfolk St.	19	12
@Ryan Young (2)	12/15/19	SIU-Edwards.	25	12
@Ryan Young (3)	12/21/19	DePaul	11	11
Kyle Filipowski (1)	11/7/22	Jacksonville	10	12
Kyle Filipowski (2)	11/11/22	USC Upstate	15	10
Kyle Filipowski (3)	11/15/22	Kansas	17	14
Tyrese Proctor (1)	11/18/22	Delaware	13	10
Kyle Filipowski (4)	11/24/22	Oregon St.	19	14
Ryan Young (4)	11/24/22	Oregon St.	11	15
Kyle Filipowski (5)	12/3/22	Boston Coll.	13	10
Kyle Filipowski (6)	12/6/22	Iowa	12	10
Ryan Young (5)	12/31/22	Fla. St.	20	12
Kyle Filipowski (7)	1/11/23	Pitt	28	15
Kyle Filipowski (8)	1/14/23	Clemson	18	14
Kyle Filipowski (9)	1/21/23	Miami	17	14
Kyle Filipowski (10)	1/23/23	Va Tech	29	10
Kyle Filipowski (11)	1/31/23	Wake	16	11
Kyle Filipowski (12)	2/18/23	Syracuse	14	12
Jeremy Roach (1)	2/25/23	Va Tech	19	11-a
Kyle Filipowski (13)	2/28/23	NC State	11	14
Kyle Filipowski (14)	3/2/23	N Carolina	22	13
Tyrese Proctor (2)	3/10/23	Pitt	11	10-a
Kyle Filipowski (15)	3/10/23	Miami	17	11
Kyle Filipowski (16)	3/11/23	Virginia	20	10
Jared McCain (1)	11/17/23	Bucknell	17	10
Sean Stewart (1)	11/21/23	La Salle	16	10
Kyle Filipowski (17)	11/24/23	Southern Indiana	21	14
bold - this season				
@ while playing at Northwestern				
Double-doubles are points-rebounds, unless noted				

DUKE IN THE ASSOCIATED PRESS POLL

DUKE'S AP POLL HISTORY

Total Polls Ranked	876 (69%)
Top 10 Rankings	723 (57%)
Top 5 Rankings	434 (34%)
No. 1 Rankings	145 (12%)
Longest Consecutive Polls Ranked	200 ¹
Current Streak	6

¹ - Duke was ranked in 200 consecutive polls from 1997-07, the third-longest streak in college basketball history.

YEARS RANKED

Total Years	63
Consecutive Years	41
Current Streak	41

FINAL POLL

Total Polls	51 (68%)
Top 10	39 (53%)
Top 5	17 (23%)
High Rank	1 (eight times)

NO. 1 RANKING

Total Weeks	145
Most No. 1 Weeks in Succession	18 (1992)

DUKE IN THE POLLS | 2023-24 SEASON

Date	AP	Coaches
Preseason	2	3
Week 2	9	9
Week 3	9	9
Week 4	7	
Week 5		
Week 6		
Week 7		
Week 8		
Week 9		
Week 10		
Week 11		
Week 12		
Week 13		
Week 14		
Week 15		
Week 16		
Week 17		
Week 18		
Final		

DUKE IN TOP 10 / TOP 25 CHARTS

CONSECUTIVE WEEKS IN AP TOP 25 RANKINGS | ALL-TIME

1. Kansas	231 (2009-20)
2. UCLA	221 (1967-80)
3. Duke	200 (1997-07)
4. North Carolina	172 (1991-00)
5. North Carolina	171 (1973-83)
6. Duke	167 (2008-16)
7. Marquette	166 (1970-80)
8. Kentucky	164 (1991-00)
9. Kansas	145 (1991-99)
10. Duke	143 (1987-95)

» The Blue Devils have been in 492 of the last 512 polls

CONSECUTIVE AP TOP-10 RANKINGS | ACC

1. Duke	122 (11/26/07-1/6/14)
2. Duke	75 (12/26/61-12/6/66)
3. Duke	69 (1/22/91-12/26/94)
4. Maryland	68 (11/25/72-3/2/76)
5. Duke	67 (12/20/99-3/3/03)

CONSECUTIVE AP TOP-10 RANKINGS | NCAA

1. UCLA	155 (11/15/66-1/20/76)
2. Duke	122 (11/26/07-1/6/14)
3. Kentucky	91 (3/14/94-2/15/99)
4. Gonzaga	84 (2/12/18-11/28/22)
5. Kansas	76 (11/21/94-12/7/98)
6. Duke	75 (12/26/61-12/6/66)
7. Duke	69 (1/22/91-12/26/94)
8. Maryland	68 (11/25/72-3/2/76)
9. Duke	67 (12/20/99-3/3/03)
10. Marquette	66 (2/17/70-2/26/74)

All charts though Nov. 27, 2023

TOP 25 FACTS & RECORDS

Rank	Total Weeks Ranked	Last Time	Games	Record as Rank	Pct.	Record vs. Rank	Pct.
No. 1	145	11/29/2021	284	243-41	.856	10-21	.323
No. 2	90	Pre 2023-24	166	142-24	.855	18-28	.391
No. 3	76	12/6/2021	148	121-27	.818	17-24	.415
No. 4	59	2/28/2022	112	94-18	.839	13-20	.394
No. 5	64	11/22/2021	131	100-31	.763	12-22	.353
No. 6	73	1/17/2022	156	122-34	.782	18-11	.621
No. 7	67	11/27/2023	134	102-32	.761	18-16	.529
No. 8	59	11/21/2022	103	84-19	.816	12-22	.353
No. 9	47	11/20/2023	96	75-21	.781	15-15	.500
No. 10	43	12/7/2020	58	42-16	.724	12-7	.632
No. 11	18	Final 2020	31	22-9	.710	17-14	.548
No. 12	18	Final 2023	32	25-7	.781	15-7	.682
No. 13	15	12/19/2007	32	28-4	.875	19-10	.655
No. 14	16	12/19/2022	32	24-8	.750	20-8	.714
No. 15	14	12/5/2022	28	22-6	.786	14-9	.609
No. 16	13	1/2/2023	23	12-11	.522	11-6	.647
No. 17	19	12/26/2022	34	22-12	.647	14-10	.583
No. 18	11	2/6/2017	21	14-7	.667	11-10	.524
No. 19	11	1/11/2021	19	9-10	.474	13-7	.650
No. 20	9	12/28/2020	12	10-2	.833	11-13	.458
No. 21	6	3/6/2023	11	10-1	.909	8-2	.800
No. 22	0	Never	-	0-0	.000	7-3	.700
No. 23	1	1/13/2014	2	2-0	1.000	9-2	.818
No. 24	2	1/9/2023	3	1-2	.333	8-3	.727
No. 25	0	Never	-	0-0	.000	4-1	.800
Totals	876	11/27/2023	1,667	1,326-342	.795	326-291	.528

DUKE AT NO. 1 CHARTS

END OF SEASON NO. 1 RANKINGS | ALL-TIME

1. Kentucky	10
2. Duke	8
UCLA	8
4. North Carolina	6
5. Kansas	4
Ohio State	4

END OF SEASON NO. 1 RANKINGS | SINCE 1986

1. Duke	8
2. Kansas	4
3. Kentucky	3
North Carolina	3
Gonzaga	3
6. Ohio State	2
UNLV	2

WEEKS RANKED NO. 1 | ALL-TIME

1. Duke	145
2. UCLA	134
3. Kentucky	125
4. North Carolina	113
5. Kansas	74
6. Indiana	54
7. Cincinnati	45
8. Gonzaga	42
9. Arizona	37
Ohio State	37

WEEKS RANKED NO. 1 | ACC SCHOOLS

1. Duke	145
2. North Carolina	113
3. Virginia	17
4. NC State	13
5. Syracuse*	3
Wake Forest	3
7. Louisville*	2
8. Georgia Tech	1

* as ACC member

WEEKS RANKED NO. 1 | SINCE 1985 (NCAA TOURNEY EXPANSION)

1. Duke	127
2. North Carolina	72
3. Kansas	65
4. Kentucky	48
5. Gonzaga	42

WEEKS RANKED NO. 1 | SINCE 2001 (THIS CENTURY)

1. Duke	74
2. Gonzaga	42
3. Kansas	39
Kentucky	38
5. North Carolina	34

GAMES RANKED NO. 1 | ALL-TIME (SINCE 1949)

1. Duke	284 (243-41)
2. UCLA	257 (242-15)
3. Kentucky	233 (203-30)
4. North Carolina	223 (190-33)
5. Kansas	129 (108-21)
6. Indiana	98 (88-10)
7. Cincinnati	79 (71-8)
8. Ohio State	77 (71-6)
9. Gonzaga	74 (66-8)
10. UNLV	72 (66-6)

GAMES RANKED NO. 1 | SINCE 1998

1. Duke	182 (153-29)
2. North Carolina	84 (71-13)
3. Kentucky	81 (72-9)
4. Gonzaga	74 (66-8)
5. Kansas	65 (54-11)
6. Connecticut	50 (42-8)
7. Arizona	40 (34-6)
8. Villanova	34 (28-6)
9. Florida	32 (26-6)
Illinois	32 (30-2)

CONSECUTIVE SEASONS RANKED NO. 1 | NCAA

1. UCLA	12 (1964-75)
2. Duke	7 (1998-04)
3. Kansas	5 (1993-97)
4. Duke	4 (2017-20)
Kentucky	4 (2014-17)
6. Duke	3 (1992-94)
North Carolina	3 (1957-59)
North Carolina	3 (1982-84)
North Carolina	3 (1986-88)
North Carolina	3 (1993-95)
North Carolina	3 (2007-09)
Villanova	3 (2016-18)

All charts though Nov. 27, 2023

2023-24 Season

- » A graduate transfer to Duke after a four-year playing career at Stanford
- » Earned his economics degree from Stanford and is pursuing his Master of Management Studies graduate degree from Duke's Fuqua School of Business
- » Made his Duke debut against Dartmouth, playing two minutes and grabbing one rebound
- » Logged a season-high four minutes against Bucknell (11/17), reeling in one rebound

Before Duke

- » Appeared in a total of 15 games for the Cardinal, including two starts
- » Shot 6-of-14 (.429) from the field at Stanford

Personal

- » His older brothers, Daniel and Joseph, both played basketball at Stanford
- » Joins Daniel in Durham, who is in his second year as a graduate assistant for the Blue Devils

LAST FIVE GAME STATS

Date	Opponent	Start	FG	Pct.	3FG	Pct.	FT	Pct.	Reb	PF	Pts	Ast	TO	Blk	Stl	Min
11/10	Arizona	dnp (coach's decision)														
11/14	vs. Michigan State	dnp (coach's decision)														
11/17	Bucknell		0-1	.000	0-1	.000	0-0	.000	0-1-1	0	0	0	0	0	0	4
11/21	La Salle		0-0	.000	0-0	.000	0-0	.000	0-0-0	0	0	0	0	0	0	1
11/24	Southern Indiana	dnp (coach's decision)														

CAREER HIGHS

SEASON HIGHS

3 at N.C. A&T (12/6/20)	Points	--
3 vs. Washington (2/26/23)	Rebounds	1, 2x, last vs. Bucknell (11/17/23)
2 vs. Green Bay (12/16/22)	Assists	--
1 vs. Green Bay (12/16/22)	Steals	--
1 at Oregon State (3/2/23)	Blocks	--
1, 6x, last vs. Green Bay (12/16/22)	FG Made	--
1 at N.C. A&T (12/6/20)	3FG Made	--
2 at Oregon State (3/2/23)	FT Made	--
6 vs. Washington (2/26/23)	Minutes	4 vs. Bucknell (11/17/23)

Career Statistics

Season	GP-GS	Min	FG-FGA	Pct.	3PT-A	Pct.	FT-FTA	Pct.	Reb	Avg.	PF-DQ	Ast	TO	Blk	Stl	Pts	Avg
2020-21	3-0	7	3-3	1.000	1-1	1.000	0-0	.000	1	0.3	0-0	0	0	0	0	7	2.3
2021-22	4-0	11	1-2	.500	0-1	.000	0-0	.000	1	0.3	2-0	0	0	0	0	2	0.5
2022-23	8-2	28	2-9	.222	0-4	.000	3-5	.600	9	1.1	4-0	2	1	1	1	7	0.9
2023-24	3-0	7	0-1	.000	0-1	.000	0-0	.000	2	0.7	0-0	0	0	0	0	0	0.0
Totals	18-2	52	6-15	.429	1-7	.167	3-5	.600	13	0.7	6-0	2	1	1	1	16	0.9

PRODUCTION

	Season	Career
Double-figure points	--	--
Double-doubles	--	--
20-point games	--	--
Dunks	--	--
5+ rebounds	--	--
3+ assists	--	--
2+ steals	--	--
Three-point plays	--	--

2023-24 Season

- » Played 18 minutes versus UNC Pembroke, scoring four points while logging two assists and a rebound
- » One of four Blue Devils in double-digits vs. Dartmouth, scoring 10 points on 3-for-3 shooting while grabbing two rebounds and swiping a team-high three steals

Career

- » Two-time letterwinner for the Blue Devils
- » Has played in a total of 54 games, including two starts as a sophomore
- » Averaged career highs in minutes, points and rebounds during his sophomore season
- » One of six Duke student-athletes that participated in the ACC's 2023 Unity Tour in Washington, D.C.
- » Competed for USA East Coast Basketball in the summer of 2022 on an overseas tour in Barcelona with other U.S. collegiate players

Personal

- » Chose Duke over Texas, Georgetown and Stanford, among others
- » Former Blue Devil and NBA All-Star Luol Deng played for Blair Academy in 2003

LAST FIVE GAME STATS

Date	Opponent	Start	FG	Pct.	3FG	Pct.	FT	Pct.	Reb	PF	Pts	Ast	TO	Blk	Stl	Min
11/10	Arizona		0-0	.000	0-0	.000	0-0	.000	0-0-0	0	0	0	0	0	0	3
11/14	vs. Michigan State		0-1	.000	0-1	.000	0-0	.000	0-1-1	0	0	0	0	0	0	2
11/17	Bucknell		1-3	.333	0-1	.000	0-0	.000	2-1-3	0	2	1	1	0	1	16
11/21	La Salle		0-1	.000	0-0	.000	0-0	.000	0-1-1	2	0	1	0	0	0	15
11/24	Southern Indiana		0-1	.000	0-1	.000	0-0	.000	0-0-0	1	0	0	0	0	1	10

CAREER HIGHS

SEASON HIGHS

17, 2x, last vs. Florida State (12/31/22)	Points	10 vs. Dartmouth (11/6/23)
5 at Clemson (1/14/23)	Rebounds	3 vs. Bucknell (11/17/23)
5 vs. Boston College (12/3/22)	Assists	2 vs. Dartmouth (11/6/23)
3, 2x, last vs. Dartmouth (11/6/23)	Steals	3 vs. Dartmouth (11/6/23)
2 vs. Dartmouth (11/6/23)	Blocks	2 vs. Dartmouth (11/6/23)
6, 2x, vs. Florida State (12/31/22)	FG Made	3 vs. Dartmouth (11/6/23)
4 vs. Florida State (12/31/22)	3FG Made	1 vs. Dartmouth (11/6/23)
3, 5x, last vs. Dartmouth (11/6/23)	FT Made	3 vs. Dartmouth (11/6/23)
30 vs. Florida State (12/31/22)	Minutes	19 vs. Dartmouth (11/6/23)

Career Statistics

Season	GP-GS	Min	FG-FGA	Pct.	3PT-A	Pct.	FT-FTA	Pct.	Reb	Avg.	PF-DQ	Ast	TO	Blk	Stl	Pts	Avg
2021-22	21-0	93	8-28	.286	5-17	.294	0-1	.000	15	0.7	10-0	11	8	0	4	21	1.0
2022-23	32-2	421	33-93	.355	15-44	.341	24-37	.649	46	1.4	42-1	39	19	5	18	105	3.3
2023-24	6-0	66	4-9	.444	1-4	.250	3-3	1.000	7	1.2	4-0	4	2	2	5	12	2.0
Totals	59-2	579	45-130	.346	21-65	.323	27-41	.659	68	1.2	56-1	54	29	7	27	138	2.3

PRODUCTION

	Season	Career
Double-figure points	1	3
Double-doubles	--	--
20-point games	--	--
Dunks	--	3
5+ rebounds	--	1
3+ assists	--	3
2+ steals	1	6
Three-point plays	1	4
Four-point plays	--	--

#52 • STANLEY BORDEN

C • 7-0 • 240 • Jr. • Istanbul, Turkey • Istanbul Int'l Comm. School

2022-23 Season

- » Made season debut against USC Upstate (11/11), grabbing a defensive rebound in two minutes of action

Career

- » Played for the Portuguese U20 National Team during the FIBA European Group A Challenger in the summer of 2021, averaging 7.6 points, 6.2 rebounds, 1.2 assists and 1.0 steals
- » Member of the Besiktas J.K. U18 team for two seasons
- » As a freshman, led his high school varsity team to its first CEESA (Central-Eastern European Schools Association) Division A Championship

Personal

- » Also played tennis in high school
- » Joined the Duke men's basketball team as a walk-on in September 2021
- » His grandfather, Stanley Borden, played basketball at Mississippi State
- » Holds dual citizenship in Portugal and played for the Portuguese U20 National Team

LAST FIVE GAME STATS

Date	Opponent	Start	FG	Pct.	3FG	Pct.	FT	Pct.	Reb	PF	Pts	Ast	TO	Blk	Stl	Min
11/10	Arizona	dnp	(coach's decision)													
11/14	vs. Michigan State	dnp	(coach's decision)													
11/17	Bucknell	dnp	(coach's decision)													
11/21	La Salle	dnp	(coach's decision)													
11/24	Southern Indiana	dnp	(coach's decision)													

CAREER HIGHS

	Points	
--	Rebounds	--
1, 2x, last vs. USC Upstate (11/11/21)	Assists	--
--	Steals	--
--	FG Made	--
--	3FG Made	--
--	FT Made	--
2, vs. USC Upstate (11/11/22)	Minutes	--

SEASON HIGHS

Career Statistics

Season	GP-GS	Min	FG-FGA	Pct.	3PT-A	Pct.	FT-FTA	Pct.	Reb	Avg.	PF-DQ	Ast	TO	Blk	Stl	Pts	Avg
2021-22	1-0	1	0-0	.000	0-0	.000	0-0	.000	1	1.0	0-0	0	0	0	0	0	0.0
2022-23	1-0	2	0-0	.000	0-0	.000	0-0	.000	1	1.0	0-0	0	0	0	0	0	0.0
2023-24	--																
Totals	2-0	3	0-0	.000	0-0	.000	0-0	.000	2	1.0	0-0	0	0	0	0	0	0.0

PRODUCTION

	Season	Career
Double-figure points	--	--
Double-doubles	--	--
20-point games	--	--
Dunks	--	--
5+ rebounds	--	--
2+ blocks	--	--
2+ steals	--	--
Three-point plays	--	--

#30 • KYLE FILIPOWSKI

fill-uh-POW-ski

C • 7-0 • 248 • So. • Westtown, N.Y. • Wilbraham & Monson Academy [Mass.]

2023-24 Season

- » ACC Preseason Player of the Year, AP Preseason All-America, Sporting News Preseason First Team All-America, ACC Preseason First Team All-ACC
- » On the preseason Karl Malone Award Watch List, NABC Division I Player of the Year Watch List, Naismith Trophy Watch List and Wooden Top-50
- » 25 points in season opener against Dartmouth -- 22nd Blue Devil to score 25+ in the first game of a season. Finished 10-of-12 from the field against Dartmouth -- a career-high for field goals made and the fourth-best shooting percentage by a Blue Devil with at least 10 shots in a season opener
- » 15 points and eight rebounds versus Michigan State, including 10 second-half points to help Duke secure the victory
- » Season-high 4 assists against La Salle -- also finished with 17 points, second-best on the team against the Explorers
- » First double-double of the season in game versus Southern Indiana -- scoring a game-high 21 points while grabbing a season-high 14 rebounds, including 10 on the defensive glass

Career

- » ACC Rookie of the Year, All-ACC Second Team, ACC Tournament MVP, Honorable Mention All-America, Kyle Macy Freshman of the Year following the 2022-23 season
- » First player in ACC history to open a season with four consecutive Rookie of the Week honors
- » Scored in double-figures in 31 games as a freshman, including in each of the first 12 games

High School

- » Ranked as the No. 10 overall player and No. 2 at his position (center, behind teammate Dereck Lively II) in ESPN 100's class of 2022 rankings
- » Named the Massachusetts Boys Basketball Gatorade Player of the Year as a junior in 2020-21
- » Named to the 2021 USA Basketball 3x3 U18 World Cup, where he led the Americans to the gold medal
- » Led Wilbraham & Monson to the 2020 New England Prep School championship and was named tournament MVP
- » Held a 4.02 cumulative GPA in high school and received Magna Cum Laude Award for Academic Excellence
- » Wearing No. 30 at Duke -- selecting that number as it is the number worn by head coach Jon Scheyer when he played at Duke

Personal

- » Father, Dave, played on the men's basketball team at Slippery Rock University from 1979-81
- » Mother, Becky, played on the women's basketball team at Long Beach State from 1982-84
- » Twin brother, Matthew, is a member of the Harvard men's basketball team

Career Statistics

Season	GP-GS	Min	FG-FGA	Pct.	3PT-A	Pct.	FT-FTA	Pct.	Reb	Avg.	PF-DQ	Ast	TO	Blk	Stl	Pts	Avg
2022-23	36-36	1047	189-429	.441	35-124	.282	130-170	.765	322	8.9	93-2	56	89	26	47	543	15.1
2023-24	6-6	158	42-75	.560	6-18	.333	23-32	.719	48	8.0	16-0	12	6	10	7	113	18.8
Totals	42-42	1205	231-504	.458	41-142	.289	153-202	.757	370	8.8	109-2	68	95	36	54	656	15.6

LAST FIVE GAME STATS

Date	Opponent	Start	FG	Pct.	3FG	Pct.	FT	Pct.	Reb	PF	Pts	Ast	TO	Blk	Stl	Min
11/10	Arizona	*	10-20	.500	3-5	.600	2-3	.667	1-7-8	4	25	0	0	1	2	31
11/14	vs. Michigan State	*	5-13	.385	0-4	.000	5-7	.714	3-5-8	4	15	3	2	2	1	31
11/17	Bucknell	*	3-4	.750	0-1	.000	4-4	1.000	3-3-6	1	10	1	1	1	2	16
11/21	La Salle	*	6-10	.600	2-3	.667	3-5	.600	0-5-5	3	17	4	1	2	1	23
11/24	Southern Indiana	*	8-16	.500	0-3	.000	5-9	.556	4-10-14	3	21	3	1	3	1	31

CAREER HIGHS

	Points	
29 at Virginia Tech (1/23/23)	Rebounds	25, 2x, last vs. Arizona (11/10/23)
15, 2x, last vs. Pittsburgh (1/11/23)	Assists	14 vs. Southern Indiana (11/24/23)
5 vs. Miami (3/10/23)	Steals	4 vs. La Salle (11/21/23)
4, 2x, last vs. Oral Roberts (3/16/23)	Blocks	2, 2x, last vs. Bucknell (11/17/23)
3, 2x, last at Boston College (1/7/23)	FG Made	3 vs. Southern Indiana (11/24/23)
10, 2x, last vs. Arizona (11/10/23)	3FG Made	10, 2x, last vs. Arizona (11/10/23)
4, 2x, last vs. Pittsburgh (3/9/23)	FT Made	3 vs. Arizona (11/10/23)
11 vs. Pittsburgh (1/11/23)	FT Made	5, 2x, last vs. Southern Indiana (11/24/23)
38, 2x, last vs. Tennessee (3/18/23)	Minutes	31, 3x, last vs. Southern Indiana (11/14/23)

SEASON HIGHS

PRODUCTION

	Season	Career
Double-figure points	6	37
Double-doubles	1	17
20-point games	3	9
Dunks	9	29
3+ 3-point field goals	1	4
5+ rebounds	6	39
3+ assists	3	8
2+ steals	2	14
2+ blocks	3	9
Three-point plays	3	18

#1 • CALEB FOSTER

G • 6-5 • 197 • Fr. • Harrisburg, N.C. • Notre Dame [Calif.]

2023-24 Season

- » Played a team-high 22 minutes in Duke's exhibition against UNC Pembroke, scoring nine points while grabbing three rebounds and dishing three assists
- » Scored double-figures in his Duke debut, logging 15 points on 6-of-10 shooting against Dartmouth
- » Burst onto the scene with an 18-point performance versus Michigan State in the Champions Classic, connecting on four three-pointers, including back-to-back shots from deep late in the contest to ice the game for the Blue Devils
- » 17th Duke freshman all-time to shoot .800 or better from three with at least five attempts and first since AJ Griffin during the 2021-22 season
- » Dished a team-high six assists against Bucknell, adding in nine points and four rebounds in 23 minutes

High School

- » Rated by 247Sports with five stars as the No. 22 player nationally, the No. 4 combo guard and the No. 3 player from the state of California
- » Rated by ESPN with five stars as the No. 24 player nationally, the No. 7 point guard and the No. 4 player from the state of California
- » Transferred from Oak Hill Academy in Virginia to Notre Dame High School in California for his senior season
- » Named MaxPreps California Player of the Year following his senior season after averaging 21.4 points, 6.8 rebounds and 3.9 assists per game
- » Played for Team Thad (Tenn.) on the Nike EYBL circuit
- » Averaged 28.3 points, 5.7 rebounds and 4.7 assists a game in the final EYBL session in Kansas City in the summer of 2022
- » Was a force at the 2022 Nike Peach Jam, averaging 25.2 points, shooting .444 from the three-point line with 4.7 assists a game
- » Initially committed to Duke on Sept. 16, 2021
- » Also had offers from Illinois, Stanford and Louisville among others

Personal

- » Son of Nickey and Yvonne Foster
- » Has a brother, Jordan Marsh, and three sisters - Ivy, Candace and Jasmine

LAST FIVE GAME STATS

Date	Opponent	Start	FG	Pct.	3FG	Pct.	FT	Pct.	Reb	PF	Pts	Ass	TO	Blk	Stl	Min
11/10	Arizona		0-0	.000	0-0	.000	0-0	.000	0-0-0	1	0	0	0	0	0	13
11/14	vs. Michigan State		7-8	.875	4-5	.800	0-0	.000	1-3-4	1	18	1	2	1	0	29
11/17	Bucknell		3-9	.333	2-7	.286	1-2	.500	0-4-4	0	9	6	0	0	0	23
11/21	La Salle		3-8	.375	0-3	.000	1-1	1.000	0-0-0	3	7	3	1	0	0	22
11/24	Southern Indiana		3-8	.375	0-1	.000	3-6	.500	0-3-3	1	9	0	1	0	0	21

CAREER HIGHS

18 vs. Michigan State (11/14/23)	Points	18 vs. Michigan State (11/14/23)
4, 2x, last vs. Bucknell (11/17/23)	Rebounds	4, 2x, last vs. Bucknell (11/17/23)
6 vs. Bucknell (11/17/23)	Assists	6 vs. Bucknell (11/17/23)
1 vs. Dartmouth (11/6/23)	Steals	1 vs. Dartmouth (11/6/23)
1 vs. Michigan State (11/14/23)	Blocks	1 vs. Michigan State (11/14/23)
7 vs. Michigan State (11/14/23)	FG Made	7 vs. Michigan State (11/14/23)
4 vs. Michigan State (11/14/23)	3FG Made	4 vs. Michigan State (11/14/23)
2 vs. Dartmouth (11/6/23)	FT Made	2 vs. Dartmouth (11/6/23)
29, 2x, last vs. Michigan State (11/14/23)	Minutes	29, 2x, last vs. Michigan State (11/14/23)

SEASON HIGHS

PRODUCTION

	Season	Career
Double-figure points	2	2
Double-doubles	--	--
20-point games	--	--
Dunks	--	--
3+ 3-point field goals	1	1
5+ rebounds	--	--
3+ assists	1	1
2+ steals	--	--
Three-point plays	1	1

Career Statistics

Season	GP-GS	Min	FG-FGA	Pct.	3PT-A	Pct.	FT-FTA	Pct.	Reb	Avg.	PF-DQ	Ass	TO	Blk	Stl	Pts	Avg
2023-24	6-0	136	22-43	.512	7-19	.368	7-12	.583	14	2.3	7-0	10	4	1	1	58	9.7
Totals	6-0	136	22-43	.512	7-19	.368	7-12	.583	14	2.3	7-0	10	4	1	1	58	9.7

#55 • SPENCER HUBBARD

G • 5-8 • 157 • Sr. • Los Angeles, Calif. • Harvard Westlake

2023-24

- » Was awarded a scholarship ahead of the season after playing for the Blue Devils as a walk-on for the previous two seasons
- » Scored first career bucket against Dartmouth while adding first career assist
- » Played a season-high four minutes against Bucknell, grabbing a defensive rebound

Personal

- » His mother, Beth, attended Duke University
- » His uncle, Joe Hubbard, has spent time on the football staffs at USC, UNLV and the Los Angeles Rams
- » Was a member of Duke's practice squad his freshman year before earning a walk-on spot as a sophomore

LAST FIVE GAME STATS

Date	Opponent	Start	FG	Pct.	3FG	Pct.	FT	Pct.	Reb	PF	Pts	Ass	TO	Blk	Stl	Min
11/10	Arizona		dnp	(coach's decision)												
11/14	vs. Michigan State		dnp	(coach's decision)												
11/17	Bucknell		0-2	.000	0-2	.000	0-0	.000	0-1-1	1	0	0	0	0	0	4
11/21	La Salle		dnp	(coach's decision)												
11/24	Southern Indiana		dnp	(coach's decision)												

CAREER HIGHS

2 vs. Dartmouth (11/6/23)	Points	2 vs. Dartmouth (11/6/23)
1, 2x, last vs. Bucknell (11/17/23)	Rebounds	1, 2x, last vs. Bucknell (11/17/23)
1 vs. Dartmouth (11/6/23)	Assists	1 vs. Dartmouth (11/6/23)
1 vs. USC Upstate (11/11/22)	Steals	--
1 vs. Dartmouth (11/6/23)	FG Made	1 vs. Dartmouth (11/6/23)
--	3FG Made	--
1 vs. Elon (12/18/21)	FT Made	--
5 vs. USC Upstate (11/11/22)	Minutes	4 vs. Bucknell (11/17/23)

SEASON HIGHS

PRODUCTION

	Season	Career
Double-figure points	--	--
Double-doubles	--	--
20-point games	--	--
Dunks	--	--
3+ 3-point field goals	--	--
5+ rebounds	--	--
2+ blocks	--	--
Three-point plays	--	--

Career Statistics

Season	GP-GS	Min	FG-FGA	Pct.	3PT-A	Pct.	FT-FTA	Pct.	Reb	Avg.	PF-DQ	Ass	TO	Blk	Stl	Pts	Avg
2021-22	3-0	6	0-0	.000	0-0	.000	1-2	.500	1	0.3	1-0	0	0	0	0	1	0.3
2022-23	3-0	9	0-2	.000	0-1	.000	0-0	.000	1	0.3	2-0	0	2	0	1	0	0.0
2023-24	2-0	7	1-3	.333	0-2	.000	0-0	.000	1	0.5	1-0	1	0	0	0	2	1.0
Totals	8-0	22	1-5	.200	0-3	.000	1-2	.500	3	0.4	4-0	1	2	0	1	3	0.4

2023-24

- » The lone freshman in Duke's starting lineup for its exhibition against UNC Pembroke -- scored 15 points in 20 minutes, including a perfect 9-for-9 from the free throw line
- » Made first career start against Dartmouth, scoring eight points, including connecting on two shots from deep
- » Played 29 minutes against Arizona, scoring nine points and grabbing four rebounds while adding five assists
- » Recorded first career double-double versus Bucknell, scoring 17 points with 10 rebounds, including four three-pointers in the second half

High School

- » Rated by 247Sports with five stars as the No. 14 player nationally, the No. 3 combo guard and the No. 1 player from the state of California
- » Rated by ESPN with five stars as the No. 10 player nationally, the No. 2 shooting guard and the No. 1 player from the state of California
- » Named the Gatorade California Player of the Year after both his junior and senior seasons
- » Named a McDonald's All-American, scoring nine points for Team West • Averaged 18.0 points, 7.1 rebounds, 4.0 assists and 1.5 steals in 34 games as a senior
- » Helped lead Centennial to a second consecutive California Open Division state title in the 2021-22 season
- » Named the MVP of the Open Division in 2022 • Also earned first-team Open Division and All-League honors in 2019 and 2021
- » Played for Russell Westbrook's Team Why Not on the Nike EYBL circuit
- » Part of the gold medal winning USA U18 National Team in Mexico
- » Initially committed to Duke on March 18, 2022
- » Also had offers from Gonzaga, Kansas and Houston among others

Personal

- » Has a brother, Jayce, who played collegiately at Cal State San Marcos
- » His dad, Lance, played basketball at Midland College and was teammates with Spud Webb

Career Statistics

Season	GP-GS	Min	FG-FGA	Pct.	3PT-A	Pct.	FT-FTA	Pct.	Reb	Avg.	PF-DQ	Ass	TO	Blk	Stl	Pts	Avg
2023-24	6-6	136	17-41	.415	12-26	.462	4-4	1.000	22	3.7	14-1	11	8	0	6	50	8.3
Totals	6-6	136	17-41	.415	12-26	.462	4-4	1.000	22	3.7	14-1	11	8	0	6	50	8.3

LAST FIVE GAME STATS

Date	Opponent	Start	FG	Pct.	3FG	Pct.	FT	Pct.	Reb	PF	Pts	Ass	TO	Blk	Stl	Min
11/10	Arizona	*	3-8	.375	1-3	.333	2-2	1.000	0-4-4	1	9	5	3	0	3	29
11/14	vs. Michigan State	*	0-5	.000	0-4	.000	0-0	.000	0-1-1	2	0	0	1	0	0	16
11/17	Bucknell	*	5-8	.625	5-7	.714	2-2	1.000	1-9-10	1	17	2	1	0	0	27
11/21	La Salle	*	2-7	.286	2-4	.500	0-0	.000	0-6-6	4	6	2	2	0	0	26
11/24	Southern Indiana	*	4-6	.667	2-4	.500	0-0	.000	0-0-0	1	10	2	0	0	2	22

CAREER HIGHS

17 vs. Bucknell (11/17/23)	Points	17 vs. Bucknell (11/17/23)
10 vs. Bucknell (11/17/23)	Rebounds	10 vs. Bucknell (11/17/23)
5 vs. Arizona (11/10/23)	Assists	5 vs. Arizona (11/10/23)
3 vs. Arizona (11/10/23)	Steals	3 vs. Arizona (11/10/23)
--	Blocks	--
5 vs. Bucknell (11/17/23)	FG Made	5 vs. Bucknell (11/17/23)
5 vs. Bucknell (11/17/23)	3FG Made	5 vs. Bucknell (11/17/23)
2, 2x, last vs. Bucknell (11/17/23)	FT Made	2, 2x, last vs. Bucknell (11/17/23)
29 vs. Arizona (11/10/23)	Minutes	29 vs. Arizona (11/10/23)

SEASON HIGHS

PRODUCTION

	Season	Career
Double-figure points	2	2
Double-doubles	1	1
20-point games	--	--
Dunks	--	--
5+ rebounds	2	2
3+ assists	1	1
2+ steals	2	2
Three-point plays	--	--

2023-24 Season

- » On the preseason watch list for the Julius Erving Award
- » Scored 11 points in 19 minutes in Duke's exhibition against UNC Pembroke, while also adding three assists and two rebounds
- » Did not play in Duke's season opener against Dartmouth (ankle)
- » Made 2023-24 season debut against No. 12 Arizona, starting and scoring nine points while grabbing five rebounds and blocking two shots
- » Went a perfect 9-for-9 from the free throw line versus Michigan State, setting a new career-high, en route to 13 points
- » Scored a career-high 20 points against Bucknell while collecting six rebounds and two assists in 22 minutes of action
- » Shot 5-of-6 (.833) from the field against La Salle, en route to 12 points, his third consecutive game with at least 10 points. Added five rebounds and three assists against the Explorers

Career

- » Awarded the Pagluica Family Coach's Award, given to the player that best exemplified the commitment and values of Duke Basketball, following the 2022-23 season
- » Averaged 9.1 points and 4.5 rebounds as a freshman, starting in all 35 of his appearances while missing just one game
- » Was the team's fourth leading scorer and third leading field goal shooter at .469 -- his 114 field goals were also fourth on the team
- » One of the nation's best defensive players, ranked in the 94th percentile in defensive metrics as a freshman
- » Duke is 18-1 when Mitchell scores in double-figures

High School

- » Ranked as the No. 26 overall player and No. 3 at his position in the ESPN 100 class of 2022 rankings
- » Scored a game-high 19 points in the 2022 McDonald's All-American Game
- » Averaged 17.6 points on .487 field goal shooting with 6.3 rebounds per game as a senior in 2021-22
- » Chose the Blue Devils over Kansas, Missouri and North Carolina, among others

Career Statistics

Season	GP-GS	Min	FG-FGA	Pct.	3PT-A	Pct.	FT-FTA	Pct.	Reb	Avg.	PF-DQ	Ass	TO	Blk	Stl	Pts	Avg
2022-23	35-35	948	114-243	.469	19-54	.352	71-93	.763	158	4.5	35-0	42	46	18	22	318	9.1
2023-24	5-5	127	21-38	.553	1-9	.111	17-24	.708	26	5.2	9-0	7	7	3	3	60	12.0
Totals	40-40	1074	135-281	.480	20-63	.317	88-117	.752	184	4.6	44-0	49	53	21	25	378	9.5

LAST FIVE GAME STATS

Date	Opponent	Start	FG	Pct.	3FG	Pct.	FT	Pct.	Reb	PF	Pts	Ass	TO	Blk	Stl	Min
11/10	Arizona	*	4-10	.400	0-4	.000	1-2	.500	1-4-5	2	9	1	2	2	0	30
11/14	vs. Michigan State	*	2-3	.667	0-0	.000	9-9	1.000	1-3-4	3	13	0	3	0	2	22
11/17	Bucknell	*	8-13	.615	1-3	.333	3-3	1.000	1-5-6	2	20	2	2	1	0	22
11/21	La Salle	*	5-6	.833	0-1	.000	2-6	.333	3-2-5	1	12	3	0	0	1	25
11/24	Southern Indiana	*	2-6	.333	0-1	.000	2-4	.500	2-4-6	1	6	1	0	0	0	27

CAREER HIGHS

20 vs. Bucknell (11/17/23)	Points	20 vs. Bucknell (11/17/23)
9 vs. Pittsburgh (1/11/23)	Rebounds	6, 2x, last vs. Southern Indiana (11/24/23)
5 at Syracuse (2/18/23)	Assists	3 vs. La Salle (11/21/23)
2, 5x, last vs. Michigan State (11/14/23)	Steals	2 vs. Michigan State (11/14/23)
3 at Boston College (1/7/23)	Blocks	2 vs. Arizona (11/10/23)
8 vs. Bucknell (11/17/23)	FG Made	8 vs. Bucknell (11/17/23)
2, 5x, last vs. Notre Dame (2/14/23)	3FG Made	1 vs. Bucknell (11/17/23)
9 vs. Michigan State (11/14/23)	FT Made	9 vs. Michigan State (11/14/23)
38 at North Carolina (3/4/23)	Minutes	30 vs. Arizona (11/10/23)

SEASON HIGHS

PRODUCTION

	Season	Career
Double-figure points	3	19
Double-doubles	--	--
20-point games	1	1
Dunks	5	30
3+ 3-point field goals	--	--
5+ rebounds	4	22
3+ assists	1	6
2+ blocks	1	3
Three-point plays	1	11

#12 • TJ POWER

F • 6-9 • 216 • Fr. • Shrewsbury, Mass. • Worcester Academy

2023-24

- » Tallied five points in 17 minutes against UNC Pembroke, adding three boards and an assist
- » Made his Duke debut against Dartmouth, playing eight minutes and grabbing two rebounds
- » Scored his first two career points off a pair of free throws against Bucknell, adding in a rebound and an assist in his career-high 11 minutes
- » Caught fire in six minutes of action versus La Salle, drilling three three-pointers

High School

- » Rated by 247Sports with five stars as the No. 16 player nationally, the No. 4 power forward and the No. 1 player from the state of Massachusetts
- » Rated by ESPN with four stars as the No. 32 player nationally, the No. 6 power forward and the No. 1 player from the state of Massachusetts
- » Named the Massachusetts Gatorade Player of the Year for the 2021-22 season
- » Averaged 13.1 points, 7.2 rebounds, 2.7 assists and 1.5 steals as a junior at Worcester Academy
- » Averaged 23.7 points and shot 45 percent from three-point in the final EYBL session in Kansas City in the summer of 2022, including a 41-point, 15-rebound, five-assist outburst against Houston Hoops
- » Helped lead Worcester Academy to back-to-back NEPSAC Class AA championships in his junior and senior seasons
- » Initially committed to Duke on Sept. 7, 2022
- » Also had offers from North Carolina, Virginia, Iowa and Notre Dame among others
- » A standout prep baseball player as well, winning a CNEPSBL title in May of 2023 with Worcester Academy.
- » Pitched 20.2 innings as a senior with a 1.69 ERA and 31 strikeouts while issuing just three walks
- » Duke women's basketball freshman Oluchi Okanwanwa also attended Worcester Academy

Personal

- » Son of Tom and Shannon Power
- » Has a sister, Lauren
- » His uncle, Mike, played quarterback at Boston College and his great uncle, Frank, coached basketball at Boston College

LAST FIVE GAME STATS

Date	Opponent	Start	FG	Pct.	3FG	Pct.	FT	Pct.	Reb	PF	Pts	Asst	TO	Blk	Stl	Min
11/10	Arizona	dnp (coach's decision)														
11/14	vs. Michigan State	dnp (coach's decision)														
11/17	Bucknell		0-4	.000	0-3	.000	2-2	1.000	1-0-1	1	2	1	0	0	0	11
11/21	La Salle		3-4	.750	3-4	.750	0-0	.000	0-0-0	2	9	0	0	0	1	6
11/24	Southern Indiana	dnp (coach's decision)														

CAREER HIGHS

9 vs. La Salle (11/21/23)	Points	9 vs. La Salle (11/21/23)
2 vs. Dartmouth (11/6/23)	Rebounds	2 vs. Dartmouth (11/6/23)
1 vs. Bucknell (11/17/23)	Assists	1 vs. Bucknell (11/17/23)
1 vs. La Salle (11/21/23)	Steals	1 vs. La Salle (11/21/23)
--	Blocks	--
3 vs. La Salle (11/21/23)	FG Made	3 vs. La Salle (11/21/23)
3 vs. La Salle (11/21/23)	3FG Made	3 vs. La Salle (11/21/23)
2 vs. Bucknell (11/17/23)	FT Made	2 vs. Bucknell (11/17/23)
11 vs. Bucknell (11/17/23)	Minutes	11 vs. Bucknell (11/17/23)

SEASON HIGHS

9 vs. La Salle (11/21/23)	Points	9 vs. La Salle (11/21/23)
2 vs. Dartmouth (11/6/23)	Rebounds	2 vs. Dartmouth (11/6/23)
1 vs. Bucknell (11/17/23)	Assists	1 vs. Bucknell (11/17/23)
1 vs. La Salle (11/21/23)	Steals	1 vs. La Salle (11/21/23)
--	Blocks	--
3 vs. La Salle (11/21/23)	FG Made	3 vs. La Salle (11/21/23)
3 vs. La Salle (11/21/23)	3FG Made	3 vs. La Salle (11/21/23)
2 vs. Bucknell (11/17/23)	FT Made	2 vs. Bucknell (11/17/23)
11 vs. Bucknell (11/17/23)	Minutes	11 vs. Bucknell (11/17/23)

Career Statistics

Season	GP-GS	Min	FG-FGA	Pct.	3PT-A	Pct.	FT-FTA	Pct.	Reb	Avg.	PF-DQ	Asst	TO	Blk	Stl	Pts	Avg
2023-24	3-0	25	3-9	.333	3-8	.375	2-2	1.000	1	0.3	4-0	1	1	0	1	11	3.7
Totals	3-0	25	3-9	.333	3-8	.375	2-2	1.000	1	0.3	4-0	1	1	0	1	11	3.7

PRODUCTION

	Season	Career
Double-figure points	--	--
Double-doubles	--	--
20-point games	--	--
Dunks	--	--
3+ 3-point field goals	1	1
5+ rebounds	--	--
3+ assists	--	--
2+ steals	--	--
Three-point plays	--	--

#5 • TYRESE PROCTOR

tie-REECE

Captain • G • 6-5 • 183 • So. • Sydney, Australia • NBA Global Academy

2023-24 Season

- » ACC Preseason Second Team All-ACC
- » NABC Preseason Division I Player of the Year Watch List
- » Naismith Trophy Preseason Watch List
- » Named to preseason watch list for Bob Cousy Award
- » 4.86 assist-turnover ratio is 13th-best in the country (as of 11/27) and leads all underclassmen with at least 30 assists nationally
- » Finished season opener with eight points and eight assists while committing just one turnover
- » Played a season-high 39 minutes versus Michigan State, scoring 13 points, grabbing six rebounds and dishing out a team-high six assists while committing zero turnovers
- » Second straight game in double-figures in Duke's win versus Bucknell, adding four more assists with zero turnovers
- » First career game with at least 20 points came in game versus La Salle -- 22 points with seven rebounds and four assists

Career

- » ACC All-Freshman Team in 2022-23
- » One of 14 known foreign-born Blue Devils, including one of three from Australia (**Jack White**, who played from 2016-20, and **Kyrie Irving**, who played in 2010)
- » As a freshman, was one of four Blue Devils to play in all 36 games and finished as the team's third leading scorer at 9.4 points with a team-leading 119 assists
- » Posted a 2.05 assist-turnover ratio that trailed only five other freshmen nationally and only two from power conferences
- » His team-leading A/T ratio ranked eighth overall in the ACC and was the fifth best by a Duke freshman all-time

High School

- » A five-star guard who was originally committed to Duke for the 2023 class
- » Announced his decision to reclassify in June 2022 to play for the Blue Devils for the 2022-23 season
- » Attended the NBA Global Academy branch in Canberra, Australia
- » Starred in the 2021 Australian Under-20 Championships where he averaged 13.8 points and 4.4 assists while competing as one of the youngest players at the event
- » Participated in the 2022 Nike Hoop Summit as a member of the World Team, playing against fellow Duke signees Kyle Filipowski, Dereck Lively II and Dariq Whitehead
- » Chose Duke over offers from Arizona, Arizona State, Oklahoma and Tennessee

Personal

- » His father, Roderick, played basketball at Mississippi College in Clinton, Miss.

LAST FIVE GAME STATS

Date	Opponent	Start	FG	Pct.	3FG	Pct.	FT	Pct.	Reb	PF	Pts	Asst	TO	Blk	Stl	Min
11/10	Arizona	*	3-9	.333	1-6	.167	1-1	1.000	0-1-1	2	8	5	3	0	2	38
11/14	vs. Michigan State	*	4-12	.333	1-5	.200	4-5	.800	2-4-6	2	13	6	0	1	2	39
11/17	Bucknell	*	5-8	.625	3-6	.500	0-0	.000	0-3-3	3	13	4	0	0	1	23
11/21	La Salle	*	7-11	.636	2-3	.667	6-6	1.000	0-7-7	0	22	4	0	0	0	30
11/24	Southern Indiana	*	4-7	.571	1-4	.250	2-2	1.000	0-2-2	2	11	7	3	0	0	36

CAREER HIGHS

22 vs. La Salle (11/21/23)	Points	22 vs. La Salle (11/21/23)
10 vs. Delaware (11/18/22)	Rebounds	7 vs. La Salle (11/21/23)
10 vs. Pittsburgh (3/9/23)	Assists	8 vs. Dartmouth (11/6/23)
2 vs. Bellarmine (11/21/22)	Blocks	1 vs. Michigan State (11/14/23)
2, 5x, last vs. Arizona (11/10/23)	Steals	2, 2x, last vs. Arizona (11/10/23)
7, 2x, last vs. La Salle (11/21/23)	FG Made	7 vs. La Salle (11/21/23)
4 vs. Louisville (2/20/23)	3FG Made	3 vs. Bucknell (11/17/23)
8 vs. NC State (2/28/23)	FT Made	6 vs. La Salle (11/21/23)
42 at Virginia (2/11/23)	Minutes	39 vs. Michigan State (11/14/23)

SEASON HIGHS

22 vs. La Salle (11/21/23)	Points	22 vs. La Salle (11/21/23)
10 vs. Delaware (11/18/22)	Rebounds	7 vs. La Salle (11/21/23)
10 vs. Pittsburgh (3/9/23)	Assists	8 vs. Dartmouth (11/6/23)
2 vs. Bellarmine (11/21/22)	Blocks	1 vs. Michigan State (11/14/23)
2, 5x, last vs. Arizona (11/10/23)	Steals	2, 2x, last vs. Arizona (11/10/23)
7, 2x, last vs. La Salle (11/21/23)	FG Made	7 vs. La Salle (11/21/23)
4 vs. Louisville (2/20/23)	3FG Made	3 vs. Bucknell (11/17/23)
8 vs. NC State (2/28/23)	FT Made	6 vs. La Salle (11/21/23)
42 at Virginia (2/11/23)	Minutes	39 vs. Michigan State (11/14/23)

Career Statistics

Season	GP-GS	Min	FG-FGA	Pct.	3PT-A	Pct.	FT-FTA	Pct.	Reb	Avg.	PF-DQ	Asst	TO	Blk	Stl	Pts	Avg
2022-23	36-34	1058	115-302	.381	47-147	.320	61-70	.871	112	3.1	59-0	119	58	4	22	338	9.4
2023-24	6-6	189	26-53	.491	10-28	.357	13-15	.867	21	3.5	11-0	34	7	1	5	75	12.5
Totals	42-40	1247	141-355	.397	57-175	.326	74-85	.871	133	3.2	70-0	153	65	5	27	413	9.8

PRODUCTION

	Season	Career
Double-figure points	4	22
Double-doubles	--	2
20-point games	1	1
Dunks	1	2
3+ 3-point field goals	1	5
5+ rebounds	2	8
3+ assists	6	26
2+ blocks	--	1
Three-point plays	2	6

#21 • CHRISTIAN REEVES

C • 7-1 • 261 • So. • Charlotte, N.C. • Oak Hill [Va.]

2023-24 Season

- » Has missed two games so far this season due to injury (ankle)
- » Logged a career-high 12 minutes in the season opener against Dartmouth, adding three rebounds and two points

Career

- » Played in 13 games for the Blue Devils as a freshman, playing a total of 42 minutes
- » Averaged 1.5 points and 1.0 rebounds, hitting 8-of-11 from the field as a freshman

High School

- » A four-star center out of Oak Hill Academy in Mouth of Wilson, Va.
- » Ranked as the No. 5 player from the state of North Carolina in his class by ESPN
- » Scored four points and grabbed four rebounds in just three minutes of action against Delaware
- » Scored his first points in ACC play with a dunk against Georgia Tech
- » Tallied a new career high with six points on 3-of-3 shooting from the field in six minutes of action against Pittsburgh in the ACC Tournament quarterfinals

Personal

- » His father, John, played college basketball at Belmont Abbey

LAST FIVE GAME STATS

Date	Opponent	Start	FG	Pct.	3FG	Pct.	FT	Pct.	Reb	PF	Pts	Ast	TO	Blk	Stl	Min
11/10	Arizona		1-1	1.000	0-0		1-2	.500	0-2-2	2	3	0	0	0	0	2
11/14	vs. Michigan State		dnp (coach's decision)													
11/17	Bucknell		dnp (injury)													
11/21	La Salle		dnp (injury)													
11/24	Southern Indiana		dnp (coach's decision)													

CAREER HIGHS

SEASON HIGHS

6 vs. Pittsburgh (3/9/23)	Points	3 vs. Arizona (11/10/23)
4 vs. Delaware (11/18/22)	Rebounds	3 vs. Dartmouth (11/6/23)
1 at Georgia Tech (1/28/23)	Assists	--
1 vs. Boston College (12/3/22)	Steals	--
1 vs. Dartmouth (11/6/23)	Blocks	1 vs. Dartmouth (11/6/23)
3 vs. Pittsburgh (3/9/23)	FG Made	1, 2x, last vs. Arizona (11/10/23)
--	3FG Made	--
2 vs. Delaware (11/18/22)	FT Made	1 vs. Arizona (11/10/23)
12 vs. Dartmouth (11/6/23)	Minutes	12 vs. Dartmouth (11/6/23)

PRODUCTION

	Season	Career
Double-figure points	--	--
Double-doubles	--	--
20-point games	--	--
Dunks	1	4
3+ 3-point field goals	--	--
5+ rebounds	--	--
2+ blocks	--	--
Three-point plays	--	1

Career Statistics

Season	GP-GS	Min	FG-FGA	Pct.	3PT-A	Pct.	FT-FTA	Pct.	Reb	Avg.	PF-DQ	Ast	TO	Blk	Stl	Pts	Avg
2022-23	13-0	42	8-11	.727	0-0	.000	4-6	.667	13	1.0	4-0	1	3	0	1	20	1.5
2023-24	2-0	15	2-3	.667	0-0	.000	1-2	.500	5	2.5	3-0	0	2	1	0	5	2.5
Totals	15-0	56	10-14	.714	0-0	.000	5-8	.625	18	1.2	7-0	1	5	1	1	25	1.7

#3 • JEREMY ROACH

Captain • G • 6-2 • 180 • Sr. • Leesburg, Va. • St. Paul VI

2023-24 Season

- » Voted team captain for the second straight year -- served as the lone team captain during the 2022-23 season
- » Named to preseason watch list for Jerry West Shooting Guard of the Year award
- » Eclipsed 1,000 career points in Duke's game versus Arizona -- is the 68th Blue Devil all-time to tally at least 1,000 career points for Duke
- » 13 points against UNC Pembroke, including 9-of-10 from the free throw line, while adding two boards and an assist
- » 14 points against Dartmouth, making seven shots from the field, while dishing three assists and adding a blocked shot
- » Played 39 minutes against Arizona, scoring 17 points, including a 3-for-5 effort from deep, while adding three assists and swiping two steals
- » Tallied five assists against Michigan State, a season-high
- » 16 second-half points versus Southern Indiana, en route to 18 total points on 6-of-12 shooting, a new season-high

Career

- » All-ACC Honorable Mention, All-ACC Tournament First Team
- » Voted team captain for both the 2022-23 and 2023-24 season
- » Duke is 9-2 when Roach hits three or more threes in a game
- » A four-year player for Duke that has vast experience, including leading the Blue Devils as the starting point guard on the 2022 Final Four team as a sophomore and earning All-ACC Honorable Mention and All-ACC Tournament First Team honors as a junior
- » Named to the All-NCAA Tournament West Regional Team during the 2021-22 season

Personal

- » His brother Jordan played basketball at Christopher-Newport University and his sister Chloe played at Eastern Mennonite University

LAST FIVE GAME STATS

Date	Opponent	Start	FG	Pct.	3FG	Pct.	FT	Pct.	Reb	PF	Pts	Ast	TO	Blk	Stl	Min
11/10	Arizona	*	6-14	.429	3-5	.600	2-2	1.000	1-2-3	2	17	3	1	0	2	39
11/14	vs. Michigan State	*	2-5	.400	1-3	.333	2-3	.667	0-1-1	3	7	5	4	0	1	34
11/17	Bucknell	*	3-5	.600	2-3	.667	1-2	.500	0-0-0	1	9	0	2	0	1	24
11/21	La Salle	*	2-8	.250	0-3	.000	0-0	.000	0-3-3	0	4	3	0	1	0	26
11/24	Southern Indiana	*	6-12	.500	2-4	.500	4-5	.800	1-1-2	0	18	0	1	0	0	32

CAREER HIGHS

SEASON HIGHS

23, 2x, last vs. Oral Roberts (3/16/23)	Points	18 vs. Southern Indiana (11/24/23)
7, 2x, last vs. North Carolina (2/4/23)	Rebounds	3, 2x, last vs. La Salle (11/21/23)
11 vs. Virginia Tech (2/25/23)	Assists	5 vs. Michigan State (11/14/23)
5 vs. SC State (12/14/21)	Steals	2 vs. Arizona (11/10/23)
2 vs. Elon (12/18/21)	Blocks	1, 2x, last vs. La Salle (11/21/23)
9, 4x, last vs. Oral Roberts (3/16/23)	FG Made	7 vs. Dartmouth (11/6/23)
5 vs. Syracuse (3/10/22)	3FG Made	3 vs. Arizona (11/10/23)
8 at Virginia Tech (1/12/21)	FT Made	4 vs. Southern Indiana (11/24/23)
40, 2x, last vs. North Carolina (2/4/23)	Minutes	39 vs. Arizona (11/10/23)

PRODUCTION

	Season	Career
Double-figure points	3	51
Double-doubles	--	1
20-point games	--	8
Dunks	--	2
5+ rebounds	--	8
2+ steals	1	24
3+ assists	3	53
Three-point plays	1	15

Career Statistics

Season	GP-GS	Min	FG-FGA	Pct.	3PT-A	Pct.	FT-FTA	Pct.	Reb	Avg.	PF-DQ	Ast	TO	Blk	Stl	Pts	Avg
2020-21	24-18	657	78-172	.453	26-84	.310	27-40	.675	52	2.2	65-2	66	47	1	18	209	8.7
2021-22	39-27	1145	118-288	.410	39-121	.322	61-80	.763	94	2.4	86-0	123	63	4	33	336	8.6
2022-23	32-30	1062	159-373	.426	46-134	.343	71-91	.780	79	2.5	58-1	99	71	0	28	435	13.6
2023-24	6-6	185	26-55	.473	8-20	.400	9-13	.692	9	1.5	9-0	14	8	1	5	69	11.5
Totals	101-81	3050	381-888	.429	119-359	.331	168-224	.750	234	2.3	218-3	302	189	6	84	1049	10.4

2023-24 Season

- » Went 2-of-5 from deep to tally six points in 12 minutes against UNC Pembroke

Career

- » Made his Duke debut in the 2022-23 season-opener against Jacksonville, playing four minutes
- » Averaged 2.1 points in 14 total games played as a freshman
- » Went 7-of-20 (.350) from beyond the arc

High School

- » Rated as the No. 50 overall player in ESPN 100's rankings for the class of 2022
- » Ranked as the No. 9 player at his position (shooting guard) by ESPN
- » Named the 2022 Gatorade Player of the Year in Illinois
- » Led Yorkville Christian to the Class 1A state title in 2021-22
- » As a senior, averaged 24.6 points, 6.3 rebounds and shot .520 from the field and .390 from three-point range
- » Averaged 26.2 points, 7.9 rebounds, 3.9 assists and 3.6 steals as a junior in 2020-21
- » Chose the Blue Devils over Michigan State and Florida, among others

LAST FIVE GAME STATS

Date	Opponent	Start	FG	Pct.	3FG	Pct.	FT	Pct.	Reb	PF	Pts	Ast	TO	Blk	Stl	Min
11/10	Arizona															
11/14	vs. Michigan State															
11/17	Bucknell															
11/21	La Salle															
11/24	Southern Indiana															

CAREER HIGHS

9 vs. UMES (12/10/22)	Points	--
5 vs. UMES (12/10/22)	Rebounds	--
1, 4x, last vs. Pittsburgh (3/9/23)	Assists	--
1 at Miami (2/6/23)	Steals	--
1, 2x, last vs. Pittsburgh (3/9/23)	Blocks	--
3 vs. UMES (12/10/22)	FG Made	--
3 vs. UMES (12/10/22)	3FG Made	--
2 vs. USC Upstate (11/11/22)	FT Made	--
19 vs. UMES (12/10/22)	Minutes	--

SEASON HIGHS

CAREER STATISTICS

Season	GP-GS	Min	FG-FGA	Pct.	3PT-A	Pct.	FT-FTA	Pct.	Reb	Avg.	PF-DQ	Ast	TO	Blk	Stl	Pts	Avg
2022-23	14-0	96	10-28	.357	7-20	.350	2-4	.500	15	1.1	4-0	6	0	2	1	29	2.1
2023-24	--	--	--	--	--	--	--	--	--	--	--	--	--	--	--	--	--
Totals	14-0	96	10-28	.357	7-20	.350	2-4	.500	15	1.1	4-0	6	0	2	1	29	2.1

PRODUCTION

	Season	Career
Double-figure points	--	--
Double-doubles	--	--
20-point games	--	--
Dunks	--	--
3+ 3-point field goals	--	1
5+ rebounds	--	1
2+ blocks	--	--
Three-point plays	--	--

2023-24 Season

- » Holds the program record for standing vertical at 36 inches, breaking the previous mark -- 35.5 inches -- held by Zion Williamson
- » Scored 12 points while shooting 6-for-7 from the field against UNC Pembroke -- also snagged six rebounds while recording an assist and a steal
- » Made Duke debut with six points on 3-of-4 shooting while also grabbing five rebounds in 10 minutes of action
- » Played 16 minutes against Bucknell, scoring six points with seven rebounds and swiped a team-high three steals
- » First double-double of his career with 16 points (7-of-9 from the field) and 10 rebounds in a career-high 18 minutes versus La Salle

High School

- » Rated by 247Sports with five stars as the No. 21 player nationally, the No. 6 power forward and the No. 2 player from the state of Florida
- » Rated by ESPN with five stars as the No. 19 player nationally, the No. 5 power forward and the No. 1 player from the state of Florida
- » Named a McDonald's All-American, scoring six points for Team East while also grabbing a game-high eight rebounds
- » Joins former Blue Devils RJ Barrett and Dariq Whitehead from powerhouse Montverde Academy
- » Transferred to Montverde for his senior season after beginning his high school career at Windermere (Fla.), where he averaged 20.5 points, 13.6 rebounds and shot .521 from the field and totaled 553 points as a junior
- » Initially committed to Duke on Dec. 23, 2021
- » Played for the USA U-17 National Team, helping the squad to a gold medal at the 2022 FIBA World Cup in Spain in July
- » Scored 10 points with 10 rebounds in the FIBA World Cup gold medal game win over Spain, 79-67
- » Played for the Florida Rebels on the Nike EYBL circuit
- » Also had offers from Michigan, Georgetown and Ohio State among others
- » Grew up a Duke fan, living on the same street as former Blue Devil Grant Hill
- » His father, Mike, played eight years in the NBA, while his grandfather, Mike, played at Santa Clara where he was the WCC Player of the Year in 1972

Personal

- » Son of Michael and Nicole Stewart
- » Has a brother, Miles

Career Statistics

Season	GP-GS	Min	FG-FGA	Pct.	3PT-A	Pct.	FT-FTA	Pct.	Reb	Avg.	PF-DQ	Ast	TO	Blk	Stl	Pts	Avg
2023-24	6-0	62	14-23	.609	0-0	.000	2-3	.667	28	4.7	9-0	1	2	3	4	30	5.0
Totals	6-0	62	14-23	.609	0-0	.000	2-3	.667	28	4.7	9-0	1	2	3	4	30	5.0

LAST FIVE GAME STATS

Date	Opponent	Start	FG	Pct.	3FG	Pct.	FT	Pct.	Reb	PF	Pts	Ast	TO	Blk	Stl	Min
11/10	Arizona		1-1	1.000	0-0	.000	0-0	.000	1-1-2	1	2	0	0	0	0	3
11/14	vs. Michigan State		0-0	.000	0-0	.000	0-0	.000	0-1-1	0	0	0	1	1	0	4
11/17	Bucknell		3-7	.429	0-0	.000	0-1	.000	3-4-7	4	6	1	0	0	3	16
11/21	La Salle		7-9	.778	0-0	.000	2-2	1.000	6-4-10	3	16	0	1	0	1	18
11/24	Southern Indiana		0-2	.000	0-0	.000	0-0	.000	3-0-3	0	0	0	0	1	0	11

CAREER HIGHS

16 vs. La Salle (11/21/23)	Points	16 vs. La Salle (11/21/23)
10 vs. La Salle (11/21/23)	Rebounds	10 vs. La Salle (11/21/23)
1 vs. Bucknell (11/17/23)	Assists	1 vs. Bucknell (11/17/23)
3 vs. Bucknell (11/17/23)	Steals	3 vs. Bucknell (11/17/23)
1, 3x, last vs. Southern Indiana (11/24/23)	Blocks	1, 3x, last vs. Southern Indiana (11/24/23)
7 vs. La Salle (11/21/23)	FG Made	7 vs. La Salle (11/21/23)
--	3FG Made	--
2 vs. La Salle (11/21/23)	FT Made	2 vs. La Salle (11/21/23)
18 vs. La Salle (11/21/23)	Minutes	18 vs. La Salle (11/21/23)

SEASON HIGHS

PRODUCTION

	Season	Career
Double-figure points	1	1
Double-doubles	1	1
20-point games	--	--
Dunks	4	4
3+ 3-point field goals	--	--
5+ rebounds	3	3
2+ steals	1	1
2+ blocks	--	--
Three-point plays	--	--

2023-24 Season

- » Named a team captain along with senior Jeremy Roach and sophomore Tyrese Proctor
- » Seven points shy of 1,000 career points
- » Played 10 minutes against UNC Pembroke, grabbing two rebounds
- » Grabbed a team-high seven rebounds against Dartmouth while adding three assists and two points
- » Scored eight points, grabbed seven rebounds and finished with a game-high plus-minus of +24 against Michigan State
- » Dished out five assists against Bucknell, adding in two points and three rebounds in 14 minutes of play

Career

- » Enrolled at Duke prior to the 2022-23 season after graduating from Northwestern where he played under former Blue Devil Chris Collins
- » Holds his undergraduate degree from Northwestern in learning and organizational change and is enrolled in Duke's Fuqua School of Business to pursue an accelerated MBA
- » Finished Northwestern career with 37 starts in 86 games played, averaging 8.7 points on .553 shooting from the field and 5.1 rebounds
- » Three-time Academic All-Big Ten honoree and a three-time Big Ten Distinguished Scholar
- » Became the first Blue Devil in history to record a 20-10 double-double while not missing a shot with 20 points and 12 rebounds, going 7-of-7 from the field and 6-of-6 from the free throw line, in a win over Florida State (12/31) -- it was his 100th career game played
- » Has played 128 career games between Northwestern and Duke, with career averages of 7.8 points, 5.1 rebounds and a .579 field goal percentage

Personal

- » His mother, Tammy, played volleyball at Syracuse and his father, Patrick, was on the crew team at Syracuse
- » His sister, Jordan, played volleyball at George Washington and his brother, Kyle, played basketball at Siena and later transferred to Flagler
- » Enrolled at Duke this past off-season after graduating from Northwestern where he played under former Blue Devil Chris Collins

Career Statistics

Season	GP-GS	Min	FG-FGA	Pct.	3PT-A	Pct.	FT-FTA	Pct.	Reb	Avg.	PF-DQ	Ass	TO	Blk	Stl	Pts	Avg
2019-20*	31-31	799	107-200	.535	3-21	.143	63-94	.670	189	6.1	64-1	45	43	15	15	280	9.0
2020-21*	24-5	455	70-123	.569	1-2	.500	45-61	.738	114	4.8	44-0	34	34	10	11	186	7.8
2021-22*	31-1	529	104-186	.559	1-6	.167	69-102	.676	131	4.2	62-1	29	37	10	11	278	9.0
2022-23	36-9	635	89-130	.685	0-0	.000	52-64	.813	199	5.5	77-1	48	42	17	9	230	6.4
2023-24	6-1	89	7-12	.583	0-1	.000	5-8	.625	24	4.0	6-0	11	5	1	1	19	3.2
Totals	128-47	2507	377-651	.579	5-30	.167	234-329	.711	657	5.1	253-3	167	161	53	47	993	7.8

* at Northwestern

LAST FIVE GAME STATS

Date	Opponent	Start	FG	Pct.	3FG	Pct.	FT	Pct.	Reb	PF	Pts	Ass	TO	Blk	Stl	Min
11/10	Arizona		0-2	.000	0-0	.000	0-0	.000	1-1-2	2	0	0	2	0	0	13
11/14	vs. Michigan State		2-2	1.000	0-0	.000	4-6	.667	1-6-7	1	8	2	0	0	0	23
11/17	Bucknell		1-1	1.000	0-0	.000	0-0	.000	1-2-3	1	2	5	0	0	1	14
11/21	La Salle		1-3	.333	0-1	.000	0-0	.000	0-2-2	0	2	1	0	0	0	9
11/24	Southern Indiana		2-2	1.000	0-0	.000	1-2	.500	2-1-3	0	5	0	1	0	0	10

CAREER HIGHS

25 vs. SIU-Edwardsville (12/15/19)	Points	8 vs. Michigan State (11/14/23)
15 vs. Oregon State (11/24/22)	Rebounds	7, 2x, last vs. Michigan State (11/14/23)
5, 3x, last vs. Bucknell (11/17/23)	Assists	5 vs. Bucknell (11/17/23)
3, 2x, last vs. Jacksonville (11/7/22)	Steals	1 vs. Bucknell (11/17/23)
3 vs. Penn State (3/7/20)	Blocks	1 vs. Dartmouth (11/6/23)
11 vs. SIU-Edwardsville (12/15/19)	FG Made	2, 2x, last vs. Southern Indiana (11/24/23)
1, 5x, last at Michigan (1/26/22)	3FG Made	--
11 vs. Norfolk State (11/22/19)	FT Made	4 vs. Michigan State (11/14/23)
40 vs. Indiana (2/10/21)	Minutes	23 vs. Michigan State (11/14/23)

SEASON HIGHS**PRODUCTION**

	Season	Career
Double-figure points	--	42
Double-doubles	--	5
20-point games	--	4
Dunks	1	2*
5+ rebounds	2	68
3+ assists	2	19
2+ steals	--	10
2+ blocks	--	10
Three-point plays	--	5*

* stats from Northwestern not included

ACC WEEKLY HONORS**2023-24 Season****Career Honors by Blue Devils**

Kyle Filipowski	Rookie of the Week	9
Jeremy Roach	Player of the Week	1

Notable

Over the last 10 seasons (since the start of 2013-14), Duke has had an ACC Rookie of the Week in 83 of a possible 171 weeks (48.5%). Twenty-three different Blue Devils have won the award at least once in that time.

as of Nov. 27, 2023

Most ACC Player of the Week Selections

North Carolina	151
Duke	146
Virginia	85
Wake Forest	82
NC State	80
Georgia Tech	62
Clemson	47
Florida State	30
Virginia Tech	25
Miami	19
Boston College	18
Notre Dame	17
Pittsburgh	13
Louisville	12
Syracuse	11

as of Nov. 27, 2023

Most ACC Rookie of the Week Selections

Duke	156
North Carolina	96
Georgia Tech	86
Virginia	80
Wake Forest	76
NC State	72
Clemson	51
Florida State	35
Boston College	15
Syracuse	15
Miami	14
Virginia Tech	11
Pittsburgh	6
Louisville	5
Notre Dame	4

as of Nov. 27, 2023

SEASON RESULTS

Overall Record: 5-1 (Home: 4-1; Road: 0-0; Neutral: 1-0) | ACC Record: 0-0 (Home: 0-0; Road: 0-0)

Date	AP Rank		Opponent	Result	High Points	High Rebounds	High Assists	High Steals	High Blocks	Attendance
N 6	2	-	DARTMOUTH	W, 92-54	Filipowski (25)	Filipowski/Young (7)	Proctor (8)	Blakes (3)	Blakes (2)	^ 9,314
N 10	2	12	ARIZONA	L, 73-78	Filipowski (25)	Filipowski (8)	McCain/Proctor (5)	McCain (3)	Mitchell (2)	^ 9,314
N 14	9	18	vs. Michigan State - 1	W, 74-65	Foster (18)	Filipowski (8)	Proctor (6)	Mitchell/Proctor (2)	Filipowski (2)	18,780
N 17	9	-	BUCKNELL - 2	W, 90-60	Mitchell (20)	McCain (10)	Foster (6)	Stewart (3)	Filipowski/Mitchell (1)	^ 9,314
N 21	9	-	LA SALLE - 2	W, 95-66	Proctor (22)	Stewart (10)	Filipowski/Proctor (4)	Four with (1)	Filipowski (2)	^ 9,314
N 24	9	-	SOUTHERN INDIANA - 2	W, 80-62	Filipowski (21)	Filipowski (14)	Proctor (7)	McCain (2)	Filipowski (3)	^ 9,314

Duke/opponent AP ranking at time of game | Home games in caps | All times ET

* - denotes ACC opponent | ^ - denotes sellout

1 - State Farm Champions Classic (United Center, Chicago, Ill.)

2 - Blue Devil Challenge

2022-23 ATTENDANCE FIGURES

Site	Games	Sellouts	Total	Average
Home	5	5	46,570	9,314
Away	--	--	--	--
Neutral	1	--	18,780	18,780
Totals	6	5	65,350	10,892

DUKE RECORD WHEN...

Plays at home	4-1	Has more TOs than opponent	--	Plays on Sunday	--
Plays on the road	--	Has equal or less TOs than opponent	5-1	Plays on Monday	1-0
Plays at neutral site	1-0	Scores more/equal bench points	4-0	Plays on Tuesday	2-0
Record vs. the ACC (regular season)	--	Scores less bench points	1-1	Plays on Wednesday	--
Record against non-conference	5-1	Makes 5+ 3-Pt. shots	5-1	Plays on Thursday	--
Plays an unranked opponent	4-0	No Duke player fouls out	4-1	Plays on Friday	2-1
Plays a ranked opponent	1-1	1+ Duke player fouls out	1-0	Plays on Saturday	--
Wins the game before	3-1	Has 20+ assists	2-0	Margin is 5 pts. or less	0-1
Loses the game before	1-0	Wears white uniforms	4-1	Margin is between 6-10	1-0
Leads at half	4-0	Wears royal blue uniforms	1-0	Margin is between 11-20	1-0
Trails at half	1-1	Wears black uniforms	--	Margin is more than 20	3-0
Tied at half	--	Wears gray uniforms	--	Has a 20-pt. scorer	4-1
Plays an overtime game	--	Wears navy blue uniforms (Brotherhood)	--	Has a 30-pt. scorer	--
Shoots 50% or better	2-0	Wears alternate white uniforms (Cameron Brotherhood)	--	Scores 59 points or less	--
Shoots less than 50%	3-1	Plays in November	5-1	Scores 60-69 points	--
Opponent shoots 50% or less	5-1	Plays in December	--	Scores 70-79 points	1-1
Shoots better than opponent	4-0	Plays in January	--	Scores 80-89 points	1-0
Shoots worse than opponent	0-1	Plays in February	--	Scores 90-99 points	3-0
Has more FTs made than opponent	4-0	Plays in March	--	Scores 100+ points	--
Has equal FTs made	--	Plays in April	--	Plays on ESPN	1-0
Has less FTs made than opponent	1-1	Plays during the day (before 6 p.m.)	--	Plays on ESPN2	0-1
Outrebounds opponent	5-0	Plays at night (after 6 p.m.)	5-1	Plays on ACC Network	4-0
Is outrebounded	0-1			Plays on ABC	--
Has equal rebounds	--			Plays on CBS/TBS	--
				Plays on Regional Sports Networks	--

TEAM HIGHS & LOWS

		DUKE	OPPONENT
Points 1st Half	High	44 vs. Bucknell (11/17/23)	41 by Arizona (11/10/23)
	Low	31 vs. Southern Indiana (11/24/23)	20 by Michigan State (11/14/23)
Points 2nd Half	High	56 vs. La Salle (11/21/23)	45 by Michigan State (11/14/23)
	Low	40 vs. Arizona (11/10/23)	27 by Southern Indiana (11/24/23)
Total Points	High	95 vs. La Salle (11/21/23)	78 by Arizona (11/10/23)
	Low	73 vs. Arizona (11/10/23)	54 by Dartmouth (11/6/23)
FG Made	High	38 vs. Dartmouth (11/6/23)	30 by Arizona (11/10/23)
	Low	22 vs. Michigan State (11/14/23)	19 by Dartmouth (11/6/23)
FG Attempted	High	67 vs. La Salle (11/21/23)	65 by Arizona (11/10/23)
	Low	49 vs. Michigan State (11/14/23)	54 by Bucknell (11/17/23)
FG Percentage 1st Half	High	.586 (17-of-29) vs. Dartmouth (11/6/23)	.438 (14-of-32) by Southern Indiana (11/24/23)
	Low	.375 (12-of-32) vs. Southern Indiana (11/24/23)	.290 (9-of-31) by Michigan State (11/14/23)
FG Percentage 2nd Half	High	.700 (21-of-30) vs. Dartmouth (11/6/23)	.531 (17-of-32) by Michigan State (11/14/23)
	Low	.448 (13-of-29) vs. Michigan State (11/14/23)	.375 (12-of-32) by Dartmouth (11/6/23)
FG Percentage	High	.644 (38-of-59) vs. Dartmouth (11/6/23)	.462 (30-of-65) by Arizona (11/10/23)
	Low	.431 (28-of-65) vs. Arizona (11/10/23)	.339 (19-of-56) by Dartmouth (11/6/23)
3-Pt. FG Made	High	13 vs. Bucknell (11/17/23)	9, 2x, last by Southern Indiana (11/24/23)
	Low	5 vs. Southern Indiana (11/24/23)	4 by Dartmouth (11/6/23)
3-Pt. FG Att.	High	34 vs. Bucknell (11/17/23)	29 by Bucknell (11/17/23)
	Low	17 vs. Dartmouth (11/6/23)	17 by Arizona (11/10/23)
3-Pt. FG Pct.	High	.412 (7-of-17) vs. Dartmouth (11/6/23)	.429 (9-of-21) by Southern Indiana (11/24/23)
	Low	.273 (6-of-22) vs. Michigan State (11/14/23)	.222 (4-of-18) by Dartmouth (11/6/23)
FT Made	High	24 vs. Michigan State (11/14/23)	12, 3x, last by La Salle (11/21/23)
	Low	9, 2x, last vs. Arizona (11/10/23)	5 by Southern Indiana (11/24/23)
FT Attempted	High	30 vs. Michigan State (11/14/23)	18 by Arizona (11/10/23)
	Low	12, 2x, last vs. Arizona (11/10/23)	6 by Southern Indiana (11/24/23)
FT Percentage	High	.813 vs. Bucknell (11/17/23)	.833 (5-of-6) by Southern Indiana (11/24/23)
	Low	.607 vs. Southern Indiana (11/24/23)	.583 (7-of-12) by Michigan State (11/14/23)
Off. Rebounds	High	14 vs. Southern Indiana (11/24/23)	15 by Arizona (11/10/23)
	Low	5 vs. Dartmouth (11/6/23)	4 by La Salle (11/21/23)
Def. Rebounds	High	33 vs. Bucknell (11/17/23)	30 by Arizona (11/10/23)
	Low	24 vs. Southern Indiana (11/24/23)	19 by Dartmouth (11/6/23)
Total Rebounds	High	46 vs. Bucknell (11/17/23)	45 by Arizona (11/10/23)
	Low	33, 2x, last vs. Arizona (11/10/23)	27 by La Salle (11/21/23)
Assists	High	23 vs. Bucknell (11/17/23)	17 by Arizona (11/10/23)
	Low	13 vs. Southern Indiana (11/24/23)	11, 2x, last by La Salle (11/21/23)
Blocked Shots	High	6 vs. Dartmouth (11/6/23)	6 by Michigan State (11/14/23)
	Low	2 vs. Bucknell (11/17/23)	1, 2x, last by La Salle (11/21/23)
Steals	High	9, 2x, last vs. Bucknell (11/17/23)	8 by Arizona (11/10/23)
	Low	4, 2x, last vs. Southern Indiana (11/24/23)	3, 2x, last by La Salle (11/21/23)
Turnovers	High	14 vs. Arizona (11/10/23)	17 by Arizona (11/10/23)
	Low	5 vs. La Salle (11/21/23)	9 by La Salle (11/21/23)
Personal Fouls	High	18, 2x, last vs. La Salle (11/21/23)	23 by Michigan State (11/14/23)
	Low	9 vs. Southern Indiana (11/24/23)	14 by Bucknell (11/17/23)

INDIVIDUAL GAME HIGHS

	DUKE	OPPONENT
Total Points	25 by Kyle Filipowski, 2x, last vs. Arizona (11/10/23)	23 by Dusan Neskovic, Dartmouth (11/6/23)
First Half Points	16 by Mark Mitchell vs. Bucknell (11/17/23)	15 by Jack Forrest, Bucknell (11/17/23)
Second Half Points	16, 2x, last by Jeremy Roach vs. Southern Indiana (11/24/23)	18 by Tyson Walker, Michigan State (11/14/23)
FG Made	10 by Kyle Filipowski, 2x, last vs. Arizona (11/10/23)	11 by Dusan Neskovic, Dartmouth (11/6/23)
FG Attempted	20 by Kyle Filipowski vs. Arizona (11/10/23)	19 by Dusan Neskovic, Dartmouth (11/6/23)
3-Pt. FG Made	5 by Jared McCain vs. Bucknell (11/17/23)	3, 5x, last by two players, Southern Indiana (11/24/23)
3-Pt. FG Attempted	7 by Jared McCain vs. Bucknell (11/17/23)	9 by Jack Forrest, Dartmouth (11/17/23)
FT Made	9 by Mark Mitchell vs. Michigan State (11/14/23)	7 by Ryan Cornish, Dartmouth (11/6/23)
FT Attempted	9, 2x, last by Kyle Filipowski vs. Southern Indiana (11/24/23)	9 by Ryan Cornish, Dartmouth (11/6/23)
Rebounds	14 by Kyle Filipowski vs. Southern Indiana (11/24/23)	13 by AJ Smith, Southern Indiana (11/24/23)
Offensive Rebounds	6 by Sean Stewart vs. La Salle (11/21/23)	4 by Motiejus Krivas, Arizona (11/10/23)
Defensive Rebounds	10 by Kyle Filipowski vs. Southern Indiana (11/24/23)	12 by AJ Smith, Southern Indiana (11/24/23)
Assists	8 by Tyrese Proctor vs. Dartmouth (11/6/23)	8, 2x, last by Josh Bascoe, Bucknell (11/17/23)
Turnovers	4 by Jeremy Roach vs. Michigan State (11/14/23)	6 by Caleb Love, Arizona (11/10/23)
Blocked Shots	3 by Kyle Filipowski vs. Southern Indiana (11/24/23)	3 by Coen Carr, Michigan State (11/14/23)
Steals	3, 3x, last by Sean Stewart vs. Bucknell (11/17/23)	2, 4x, last by Jeremiah Hernandez, Southern Indiana (11/24/23)
Minutes	39 by Jeremy Roach vs. Arizona (11/10/23)	39 by Khalil Brantley, La Salle (11/21/23)

COMPARISON GAME-BY-GAME

	1st Half	2nd Half	Final	Margin	Total FG	FG Pct.	3pt. FG	3FG Pct.	FT	FT Pct.	Reb	Margin	Assists	Turns	Blocks	Steals	Fouls
Dartmouth	42-21	50-33	92-54	+38	38-59/19-56	.644/.339	7-17/4-18	.412/.222	9-12/12-17	.750/.706	33/29	+4	18/11	9/13	6/1	6/5	18/16
Arizona	33-41	40-37	73-78	-5	28-65/30-65	.431/.462	8-23/6-17	.348/.353	9-12/12-18	.750/.667	33/45	-12	14/17	14/17	3/5	9/8	17/17
Michigan State	31-20	43-45	74-65	+9	22-49/26-63	.449/.413	6-22/6-19	.273/.316	24-30/7-12	.800/.583	35/33	+2	17/12	13/13	5/6	6/5	16/23
Bucknell	44-29	46-31	90-60	+30	32-65/20-54	.492/.370	13-34/9-29	.382/.310	13-16/11-15	.813/.733	46/27	+19	23/13	7/13	2/3	9/3	16/14
La Salle	39-29	56-37	95-66	+29	36-67/24-58	.537/.414	9-22/6-24	.409/.250	14-20/12-17	.700/.706	42/27	+15	21/11	5/9	3/1	4/3	18/16
Southern Ind.	31-35	49-27	80-62	+18	29-60/24-58	.483/.414	5-18/9-21	.278/.429	17-28/5-6	.607/.833	38/33	+5	13/15	7/12	4/4	4/4	9/19

GAME REPORTS

	Duke Jersey Color	Won Tip	Largest Duke Lead	Largest Duke Deficit	No. of Ties	No. of Lead Changes	Duke Led For	Opp. Led For	Game Tied For	Duke's First Sub(s)
Dartmouth	White	Duke	38	0	1	0	38:30	0:00	1:30	Foster/Reeves
Arizona	White	Arizona	2	8	11	10	3:14	29:53	7:53	Young
Michigan State	Blue	Michigan State	12	3	2	1	27:13	9:43	3:04	Stewart
Bucknell	White	Bucknell	34	2	0	1	38:53	0:52	0:15	Blakes/Foster/Stewart
La Salle	White	La Salle	32	0	0	0	39:23	0:00	0:37	Young
Southern Indiana	White	Duke	18	10	2	2	19:32	18:46	1:42	Foster/Stewart/Young

MISCELLANEOUS STATS

GAMES AS LEADING SCORER

Kyle Filipowski	3
Caleb Foster	1
Mark Mitchell	1
Tyrese Proctor	1

GAMES AS LEADING REBOUNDER

Kyle Filipowski	4
Jared McCain	1
Sean Stewart	1
Ryan Young	1

GAMES LEADING IN ASSISTS

Tyrese Proctor	5
Kyle Filipowski	1
Caleb Foster	1
Jared McCain	1

DOUBLE-FIGURE SCORING GAMES

Kyle Filipowski	6
Tyrese Proctor	4
Mark Mitchell	3
Jeremy Roach	3
Caleb Foster	2
Jared McCain	2
Jaylen Blakes	1
Sean Stewart	1

20+ POINT GAMES

Kyle Filipowski	3
Mark Mitchell	1
Tyrese Proctor	1

10+ ASSIST GAMES

--	
----	--

10+ REBOUND GAMES

Kyle Filipowski	1
Jared McCain	1
Sean Stewart	1

DOUBLE-DOUBLES

Kyle Filipowski	1
Jared McCain	1
Sean Stewart	1

DUNKS

Opponent	7
Duke	21
Kyle Filipowski	9
Mark Mitchell	5
Sean Stewart	4
Tyrese Proctor	1
Christian Reeves	1
Ryan Young	1

CHARGES DRAWN

Opponent	3
Duke	6
Kyle Filipowski	3
Sean Stewart	1
Spencer Hubbard	1
Jeremy Roach	1

DUKE'S FIRST SUBSTITUTION

Sean Stewart	4
Ryan Young	3
Caleb Foster	2
Jaylen Blakes	1
Christian Reeves	1

FOUR-POINT PLAYS

Opponent	--
Duke	--

THREE-POINT PLAYS

Opponent	2
Duke	9
Kyle Filipowski	3
Caleb Foster	2
Tyrese Proctor	2
Jaylen Blakes	1
Mark Mitchell	1
Jeremy Roach	1

TECHNICAL FOULS (UNSPORTING)

Opponent	--
Duke	2
Tyrese Proctor	1
Jon Scheyer	1

FORCED FIVE-SECOND CALLS

Opponent	--
Duke	--

SHOT CLOCK VIOLATIONS FORCED

Opponent	3
Duke	2

OPENING TIPS CONTROLLED

Opponent	4
Duke	2
Kyle Filipowski	2

FREE THROW SHOOTING | LAST 5:00 & OVERTIME

Duke	20-28	.714
Kyle Filipowski	4-4	1.000
Jeremy Roach	3-3	1.000
Jaylen Blakes	2-2	1.000
Jared McCain	2-2	1.000
TJ Power	2-2	1.000
Tyrese Proctor	3-4	.750
Ryan Young	3-4	.750
Caleb Foster	2-5	.400
Mark Mitchell	0-2	.000

LARGEST HALFTIME LEAD

21 [42-21] vs. Dartmouth (11/6/23)

LARGEST HALFTIME DEFICIT

8 [33-41] vs. Arizona (11/10/23)

LARGEST DUKE LEAD

38 [92-54] vs. Dartmouth (11/6/23)

LARGEST DUKE DEFICIT

10 [22-32] vs. Southern Indiana (11/24/23)
--

LARGEST DUKE WIN

38 [92-54] vs. Dartmouth (11/6/23)

LARGEST DUKE DEFEAT

5 [73-78] vs. Arizona (11/10/23)

LONGEST WINNING STREAK

4: 11/14/23-pres.

LONGEST LOSING STREAK

1: 11/10/23-11/14/23

LARGEST ROAD CROWD

--

LARGEST NEUTRAL CROWD

18,780 -- United Center, Chicago, Ill. (Champions Classic)
--

SPECIALTY STATS

	POINTS IN THE PAINT		POINTS OFF TURNOVERS		2ND CHANCE POINTS		FAST BREAK POINTS		BENCH POINTS	
	Duke	Opp	Duke	Opp	Duke	Opp	Duke	Opp	Duke	Opp
Dartmouth	56	24	18	12	4	8	16	1	35	8
Arizona	34	42	18	16	8	13	11	17	5	16
Michigan State	24	34	9	9	11	16	1	11	26	10
Bucknell	34	20	14	4	23	0	15	5	21	17
La Salle	50	30	12	7	14	4	10	12	34	13
Southern Indiana	48	24	16	11	15	5	9	7	14	22
Totals	246	174	87	59	75	45	62	53	135	86
Averages	41.0	29.0	14.5	9.8	12.5	7.5	10.3	8.8	33.8	14.3

THE LAST TIME IT HAPPENED | TEAM

DUKE WAS RANKED (AP POLL)

No. 1	November 29, 2021
Top 5 (2-5)	October 16, 2023
Top 10 (6-10)	November 20, 2023
Top 25 (11-25)	March 6, 2023

DUKE PLAYED A RANKED OPPONENT (AP POLL)

No. 1	vs. Gonzaga on Nov. 26, 2021
Top 5 (2-5)	vs. No. 3 Kansas on Nov. 5, 2019
Top 10 (6-10)	at No. 8 Virginia (62-69, OT) on Feb. 11, 2023
Top 25 (11-25)	vs. No. 18 Michigan State on Nov. 14, 2023

DUKE DEFEATED A RANKED OPPONENT (AP POLL)

No. 1	vs. Gonzaga (84-81) on Nov. 26, 2021
Top 5 (2-5)	vs. No. 3 Kansas (68-66) on Nov. 5, 2019
Top 10 (6-10)	vs. No. 10 Kentucky (79-71) on Nov. 9, 2021
Top 25 (11-25)	vs. No. 18 Michigan State (74-65) on Nov. 14, 2023

DUKE LOST TO A RANKED OPPONENT (AP POLL)

No. 1	vs. North Carolina (68-76) on March 8, 2008
Top 5	vs. No. 5 Michigan State (67-68) on Mar. 31, 2019
Top 10	at No. 8 Virginia (62-69, OT) on Feb. 11, 2023
Top 25	vs. No. 12 Arizona (73-78) on Nov. 10, 2023

DUKE FACED NO. 1 (AP POLL)

Home	vs. Syracuse (W, 66-60) on Feb. 22, 2014
Road	vs. North Carolina (L, 83-69) on March 7, 1993
Neutral	vs. Gonzaga (W, 84-81) on Nov. 26, 2021

100 POINTS BY A TEAM

By Duke	103 vs. South Carolina State (12/14/21)
By Opponent	113 by Wake Forest (2/25/20)

40+ POINT WIN

By Duke	43 [86-43] at Georgia Tech (1/28/23)
By Opponent	109-66 by Virginia (3/11/83)

30-39 POINT WIN

By Duke	90-60 vs. Bucknell (11/17/23)
By Opponent	103-73 by UNLV (4/2/90)

OVERTIME GAME

Duke Win	98-96 at North Carolina (2/8/20)
Duke Loss	62-69 at Virginia (2/11/23)

DOUBLE OVERTIME GAME

Duke Win	66-63 vs. Virginia Tech (12/1/69)
Duke Loss	101-113 at Wake Forest (2/25/20)

TRIPLE OVERTIME GAME

Duke Win	73-72 vs. Clemson (2/24/82)
Duke Loss	70-68 at Virginia (2/25/58)

WON THE GAME IN THE FINAL SECONDS

By Duke	Mark Williams, FG at 0.4 seconds
	Duke defeated Wake Forest, 76-74 (2/15/22)
By Opponent	Reece Beekman, 3FG at 1.1 seconds
	Virginia defeated Duke, 69-68 (2/7/22)

WON THE GAME AT THE BUZZER

By Duke	Wendell Moore Jr., FG
	Duke defeated North Carolina, 98-96 [OT] (2/8/20)
By Opponent	Nathan Bain, FG
	Stephen F. Austin defeated Duke, 85-83 [OT] (11/26/19)

5 PLAYERS IN DOUBLE-FIGURE POINTS

By Duke	(5) vs. Miami (3/10/23)
By Opponent	(5) by Arizona (11/10/23)

6 PLAYERS IN DOUBLE-FIGURE POINTS

By Duke	(6) vs. Florida State (2/19/22)
---------	---------------------------------

7 PLAYERS IN DOUBLE-FIGURE POINTS

By Duke	(7) vs. Georgia Tech (1/4/17)
---------	-------------------------------

8 PLAYERS IN DOUBLE-FIGURE POINTS

By Duke	(8) vs. Clemson (1/27/92)
---------	---------------------------

9+ PLAYERS IN DOUBLE-FIGURE POINTS

By Duke	Never
---------	-------

MADE 40-49 FIELD GOALS

By Duke	40 at Miami (1/4/20)
By Opponent	42 by Florida State (2/4/06)

MADE 50+ FIELD GOALS

By Duke	50 vs. Mercer (12/21/97)
By Opponent	Never

MADE FEWER THAN 20 FIELD GOALS

By Duke	19 vs. Virginia (3/11/23)
By Opponent	19 by Dartmouth (11/6/23)

HAD 70-79 FIELD GOAL ATTEMPTS

By Duke	72 vs. North Carolina (4/2/22)
By Opponent	70 by North Carolina (2/4/23)

HAD 80-89 FIELD GOAL ATTEMPTS

By Duke	80 at North Carolina (2/8/20)
By Opponent	80 by Syracuse (1/14/19)

HAD 90-99 FIELD GOAL ATTEMPTS

By Duke	90 vs. Wake Forest (12/18/70)
By Opponent	91 by William & Mary (12/3/73)

HAD 100+ FIELD GOAL ATTEMPTS

By Duke	102 vs. NC State (3/5/55)
By Opponent	100 by NC State (2/20/74)

HAD FEWER THAN 30 FIELD GOAL ATTEMPTS

By Duke	23 vs. North Carolina (2/24/79)
By Opponent	29 by North Carolina (3/8/02)

SHOT OVER 60 PERCENT FROM THE FIELD

By Duke	.644 (38-of-59) vs. Dartmouth (11/6/23)
By Opponent	.648 (35-of-54) by Vermont (11/24/13)

SHOT OVER 70 PERCENT FROM THE FIELD

By Duke	.704 (38-of-54) vs. Davidson (11/8/13)
By Opponent	.700 (7-of-10) by Wake Forest (2/7/10)

SHOT LESS THAN 30 PERCENT FROM THE FIELD

By Duke	.267 (16-of-60) vs. Oregon State (11/24/22)
By Opponent	.278 (15-54) by USC Upstate (11/11/22)

MADE 10+ THREE-POINT FIELD GOALS

By Duke	13 vs. Bucknell (11/17/23)
By Opponent	10 by Virginia Tech (1/23/23)

MADE 15+ THREE-POINT FIELD GOALS

By Duke	15 at Syracuse (2/26/22)
By Opponent	18 by The Citadel (11/22/21)

MADE 0 THREE-POINT FIELD GOALS

By Duke	0-4 vs. Hawai'i (12/30/89)
By Opponent	0-8 by Tennessee (11/21/11)

HAD 30+ THREE-POINT FIELD GOAL ATTEMPTS

By Duke	34 vs. Bucknell (11/17/22)
By Opponent	32 by Oral Roberts (3/16/23)

SHOT OVER 60 PERCENT FROM THE 3-POINT LINE

By Duke	.619 (13-21) at Virginia (2/9/19)
By Opponent	.667 (10-15) by North Carolina (2/6/21)

SHOT OVER 70 PERCENT FROM THE 3-POINT LINE

By Duke	.706 (12-17) vs. Virginia Tech (2/21/13)
By Opponent	.727 (8-11) by Georgia Tech (2/4/15)

SHOT OVER 80 PERCENT FROM THE 3-POINT LINE

By Duke	.800 (8-10) vs. Minnesota (11/22/12)
By Opponent	.800 (12-15) by N. Carolina (3/5/83)

SHOT LESS THAN 20 PERCENT FROM THE 3-POINT LINE

By Duke	.105 (2-19) vs. NC State (2/28/23)
By Opponent	.176 (3-17) by Clemson (1/14/23)

MADE 30-39 FREE THROWS

By Duke	31 at Wake Forest (2/25/20)
By Opponent	37 by Wake Forest (2/25/20)

MADE 40+ FREE THROWS

By Duke	40 vs. Southern Illinois (11/20/08)
By Opponent	42 by Wake Forest (12/20/68)

MADE 5 OR FEWER FREE THROWS

By Duke	4 vs. Tennessee (3/18/23)
By Opponent	5 by Southern Indiana (11/24/23)

HAD 40-49 FREE THROW ATTEMPTS

By Duke	40 vs. Georgia Tech (1/4/22)
By Opponent	40 by Florida State (3/1/06)

HAD 50+ FREE THROW ATTEMPTS

By Duke	54 vs. Fairfield (11/14/98)
By Opponent	50 by Wake Forest (2/25/20)

SHOT OVER 90 PERCENT FROM THE FOUL LINE

By Duke	.923 (12-of-13) vs. UMES (12/10/22)
By Opponent	.909 (10-11) by Miami (2/6/23)

SHOT 100 PERCENT FROM THE FOUL LINE

By Duke	4-of-4 at Syracuse (2/18/23)
By Opponent	2-of-2 by UMES (12/10/22)

HAD 50-59 REBOUNDS

By Duke	51 vs. Pittsburgh (1/11/23)
By Opponent	50 by North Carolina (4/2/22)

HAD 60+ REBOUNDS

By Duke	61 vs. Saint Francis (Pa.) (12/5/17)
By Opponent	64 by North Carolina (3/5/16)

FIVE PLAYERS FOULED OUT

By Duke	vs. Wake Forest (2/17/08)
By Opponent	by Portland State (11/24/17)

HAD 20-29 ASSISTS

By Duke	21 vs. La Salle (11/21/23)
By Opponent	21 by Miami (2/6/23)

HAD 30+ ASSISTS

By Duke	32 vs. Evansville (12/20/17)
By Opponent	30 by Maryland (2/10/90)

HAD 10+ BLOCKED SHOTS

By Duke	11 vs. North Carolina (2/4/23)
By Opponent	13 by Kansas (11/15/22)

HAD 15+ STEALS

By Duke	15 vs. USC Upstate (11/11/22)
By Opponent	15 by Miami (1/8/22)

HAD 20+ TURNOVERS

By Duke	22 at Virginia (2/11/23)
By Opponent	23 by USC Upstate (11/11/22)

HAD 30+ TURNOVERS

By Duke	33 vs. Maryland (2/9/91)
By Opponent	31 by Eastern Kentucky (11/25/07)

COMMITTED 10 OR FEWER TURNOVERS

By Duke	7 vs. Southern Indiana (11/24/23)
By Opponent	9 by La Salle (1/21/23)

THE LAST TIME IT HAPPENED | INDIVIDUAL

30-39 POINTS BY A PLAYER

By Duke 37, Matthew Hurt vs. Louisville (2/27/21)
By Opp. 31, Hunter Cattoor, Virginia Tech (3/12/22)

40+ POINTS BY A PLAYER

By Duke 40, J.J. Redick vs. Virginia (1/28/06)
By Opp. 40, Bootsy Thornton, St. John's (1/24/99)

50+ POINTS BY A PLAYER

By Duke 58, Danny Ferry vs. Miami (12/10/88)
By Opp. Never

TWO PLAYERS SCORED 20 OR MORE POINTS

By Duke Jeremy Roach (23), Kyle Filipowski (22)
vs. Virginia (3/11/23)
By Opp. Terquavion Smith (24), Jarkel Joiner (21),
NC State (1/4/23)

THREE PLAYERS SCORED 20 OR MORE POINTS

By Duke Mark Williams (28), Paolo Banchero (21),
AJ Griffin (20) at Syracuse (2/26/22)
By Opp. Armando Bacot (23), Caleb Love (22),
RJ Davis (21), Brady Manek (20), North Carolina (3/5/22)

FOUR PLAYERS SCORED 20 OR MORE POINTS

By Duke Jabari Parker (22), Rodney Hood (22),
Quinn Cook (21), Rasheed Sulaimon (20)
vs. Davidson (11/8/13)
By Opp. Armando Bacot (23), Caleb Love (22),
RJ Davis (21), Brady Manek (20), North Carolina (3/5/22)

TWO PLAYERS SCORED 30 OR MORE POINTS

By Duke Gerald Henderson (35), Jon Scheyer (30)
vs. Wake Forest (2/22/09)
By Opp. Brian Oliver (31), Dennis Scott (31)
Georgia Tech (3/10/90)

10+ FIELD GOALS MADE BY A PLAYER

By Duke 10, Kyle Filipowski vs. Arizona (11/10/23)
By Opp. 11, Dusan Neskovic, Dartmouth (11/6/23)

15+ FIELD GOALS MADE BY A PLAYER

By Duke 15, Matthew Hurt vs. Louisville (2/27/21)
By Opp. 17, Al Thornton, Florida State (2/4/06)

20-29 FIELD GOAL ATTEMPTS BY A PLAYER

By Duke 20, Kyle Filipowski vs. Arizona (11/10/23)
By Opp. 26, Jalen Wilson, Kansas (11/15/22)

30+ FIELD GOAL ATTEMPTS BY A PLAYER

By Duke 30, RJ Barrett vs. Syracuse (1/14/19)
By Opp. 32, Al Thornton, Florida State (2/4/06)

PLAYER SHOT 1.000 WITH 5+ FIELD GOAL ATTEMPTS

By Duke 6-6, Dereck Lively II vs. Virginia Tech (2/25/23)
By Opp. 8-8, Kadin Shedrick, Virginia (2/7/22)

PLAYER SHOT .800 WITH 10+ FIELD GOAL ATTEMPTS

By Duke 10-12 (.833), Kyle Filipowski vs. Dartmouth (11/6/23)
By Opp. 11-13 (.846), Dane Goodwin, Notre Dame (2/4/23)

PLAYER SHOT .900 WITH 10+ FIELD GOAL ATTEMPTS

By Duke 13-13 (1.000), Zion Williamson vs. Syracuse (3/14/19)
By Opp. 10-11 (.909), Armando Bacot, North Carolina (3/5/22)

5+ 3PT FIELD GOALS MADE BY A PLAYER

By Duke 5, Jared McCain, vs. Bucknell (11/17/23)
By Opp. 6, Jarkel Joiner, NC State (2/28/23)

10+ 3PT FIELD GOAL ATTEMPTS BY A PLAYER

By Duke 10, AJ Griffin at Syracuse (2/26/22)
By Opp. 12, Jarkel Joiner, NC State (2/28/23)

PLAYER SHOT .800 WITH 5+ 3PT FIELD GOAL ATTEMPTS

By Duke 4-5 (.800), Caleb Foster
vs. Michigan State (11/14/23)
By Opp. 4-5 (.800), JJ Traynor
Louisville (2/20/23)

10+ FREE THROWS MADE BY A PLAYER

By Duke 11, Kyle Filipowski vs. Pittsburgh (1/11/23)
By Opp. 10, Matthew Cleveland, Florida State (12/31/22)

15+ FREE THROWS MADE BY A PLAYER

By Duke 15, Wendell Moore Jr., at Wake Forest (2/25/20)
By Opp. 15, Bryant Crawford, Wake Forest (1/28/17)

10+ FREE THROWS ATTEMPTED BY A PLAYER

By Duke 13, Kyle Filipowski vs. Pittsburgh (1/11/23)
By Opp. 10, Armando Bacot, North Carolina (3/4/23)

15+ FREE THROWS ATTEMPTED BY A PLAYER

By Duke 16, Paolo Banchero vs. Georgia Tech (1/4/22)
By Opp. 17, Au'Diese Toney, Pittsburgh (1/19/21)

20+ FREE THROWS ATTEMPTED BY A PLAYER

By Duke 20, Christian Laettner vs. Boston U. (1/21/92)
By Opp. 22, Buzzy Wilkinson, Virginia (3/4/54)

PLAYER SHOT 1.000 WITH 10+ FREE THROW ATTEMPTS

By Duke 10-of-10, Tre Jones vs. North Carolina (3/7/20)
By Opp. 10-of-10, Matthew Cleveland, Florida State (12/31/22)

10+ REBOUNDS BY A PLAYER

By Duke 14, Kyle Filipowski vs. Southern Indiana (11/24/23)
By Opp. 13 by AJ Smith, Southern Indiana (11/24/23)

15+ REBOUNDS BY A PLAYER

By Duke 15, Kyle Filipowski vs. Pittsburgh (1/11/23)
By Opp. 21, Armando Bacot, North Carolina (4/2/22)

20+ REBOUNDS BY A PLAYER

By Duke 21, Marvin Bagley III vs. Florida State (12/30/17)
By Opp. 21, Armando Bacot, North Carolina (4/2/22)

TWO PLAYERS WITH 10 OR MORE REBOUNDS

By Duke Kyle Filipowski (14), Dereck Lively II (12)
vs. NC State (2/28/23)
By Opp. Armando Bacot (10), Leaky Black (10)
North Carolina (2/4/23)

5+ OFFENSIVE REBOUNDS BY A PLAYER

By Duke 6, Sean Stewart vs. La Salle (11/21/23)
By Opp. 5, Jack Clark, NC State (2/28/23)

10+ DEFENSIVE REBOUNDS BY A PLAYER

By Duke 10, Kyle Filipowski vs. Southern Indiana (11/24/23)
By Opp. 12 by AJ Smith, Southern Indiana (11/24/23)

10+ ASSISTS BY A PLAYER

By Duke 10, Tyrese Proctor vs. Pittsburgh (3/9/23)
By Opp. 10, Dajuan Harris, Kansas (11/15/22)

5+ BLOCKED SHOTS BY A PLAYER

By Duke 6, Dereck Lively II vs. Oral Roberts (3/16/23)
By Opp. 5, Seny N'Diaye, USC Upstate (11/11/22)

10+ BLOCKED SHOTS BY A PLAYER

By Duke 10, Shelden Williams vs. Maryland (1/11/06)
By Opp. 10, Jay Huff, Virginia (2/29/20)

5+ STEALS BY A PLAYER

By Duke 5, Paolo Banchero vs. Syracuse (3/10/22)
By Opp. 5, Kevon Voyles, UMES (12/10/22)

10+ STEALS BY A PLAYER

By Duke 11, Kenny Dennard vs. Maryland (2/3/79)
By Opp. Never

40 MINUTES PLAYED IN REGULATION

By Duke 40, Jeremy Roach vs. North Carolina (2/4/23)
By Opp. 40, Leaky Black, North Carolina (3/4/23)

40+ MINUTES PLAYED IN A GAME

By Duke 42, Tyrese Proctor at Virginia (2/11/23)
By Opp. 41, Reece Beekman, Virginia (2/11/23)

50+ MINUTES PLAYED IN A GAME

By Duke 53, Chip Engelland vs. Clemson (2/24/82)
51, Vince Taylor vs. Clemson (2/24/82)
By Opp. 53, Vince Hamilton, Clemson (2/24/82)
52, Mike Eppley, Clemson (2/24/82)
51, Fred Gillam, Clemson (2/24/82)

DOUBLE-DOUBLE BY A PLAYER*

By Duke 21/14, Kyle Filipowski vs. Southern Indiana (11/24/23)
By Opp. 11/13 by AJ Smith, Southern Indiana (11/24/23)

20-20 GAMES (POINTS - REBOUNDS)

By Duke 32/21, Marvin Bagley III vs. Florida State (12/30/17)
By Opp. 26/24, Sean May, North Carolina (3/6/05)

TRIPLE-DOUBLE BY A PLAYER^

By Duke 19/10/10, Wendell Moore Jr., vs. Army (11/12/21)
By Opp. 16/15/10 blocks, Tree Rollins, Clemson (2/23/77)

ALL-TIME TRIPLE-DOUBLES BY A DUKE PLAYER (5)

21/18/10 assists, Art Heyman vs. Virginia (2/28/63)
13/12/11 assists, Gene Banks vs. Lehigh (1/9/78)
19/11/10 blocks, Shelden Williams vs. Maryland (1/11/06)
23/11/10 assists, RJ Barrett vs. NC State (2/16/19)
19/10/10 assists, Wendell Moore Jr., vs. Army (11/12/21)

**Double-doubles are points and rebounds
unless otherwise indicated*

*^Triple-doubles are points, rebounds, and assists
unless indicated*

DUKE SEASON STATS

Game Records

Record	Overall	Home	Away	Neutral
ALL GAMES	5-1	4-1	0-0	1-0
CONFERENCE	0-0	0-0	0-0	0-0
NON-CONFERENCE	5-1	4-1	0-0	1-0

Score by Periods

Team	1st	2nd	OT	TOT
Duke	220	284	0	504
Opponents	175	210	0	385

Team Box Score

No.	Player				Total		3-Point		F-Throw		Rebounds											
		GP-GS	MIN	AVG	FG-FGA	FG%	3FG-3FGA	3FG%	FT-FTA	FT%	OFF	DEF	TOT	AVG	PF	DQ	A	TO	BLK	STL	PTS	AVG
30	FILIPOWSKI, Kyle	6-6	158:30	26.4	42-75	.560	6-18	.333	23-32	.719	11	37	48	8.0	16	0	12	6	10	7	113	18.8
5	PROCTOR, Tyrese	6-6	188:52	31.5	26-53	.491	10-28	.357	13-15	.867	2	19	21	3.5	11	0	34	7	1	5	75	12.5
25	MITCHELL, Mark	5-5	126:51	25.4	21-38	.553	1-9	.111	17-24	.708	8	18	26	5.2	9	0	7	7	3	3	60	12.0
3	ROACH, Jeremy	6-6	185:05	30.8	26-55	.473	8-20	.400	9-13	.692	2	7	9	1.5	9	0	14	8	1	5	69	11.5
1	FOSTER, Caleb	6-0	135:35	22.6	22-43	.512	7-19	.368	7-12	.583	1	13	14	2.3	7	0	10	4	1	1	58	9.7
0	MCCAIN, Jared	6-6	136:18	22.7	17-41	.415	12-26	.462	4-4	1.000	1	21	22	3.7	14	1	11	8	0	6	50	8.3
13	STEWART, Sean	6-0	61:46	10.3	14-23	.609	0-0	.000	2-3	.667	14	14	28	4.7	9	0	1	2	3	4	30	5.0
12	POWER, TJ	3-0	24:55	8.3	3-9	.333	3-8	.375	2-2	1.000	1	0	1	0.3	4	0	1	1	0	1	11	3.7
15	YOUNG, Ryan	6-1	88:57	14.8	7-12	.583	0-1	.000	5-8	.625	8	16	24	4.0	6	0	11	5	1	1	19	3.2
21	REEVES, Christian	2-0	14:55	7.5	2-3	.667	0-0	.000	1-2	.500	1	4	5	2.5	3	0	0	2	1	0	5	2.5
2	BLAKES, Jaylen	6-0	65:30	10.9	4-9	.444	1-4	.250	3-3	1.000	2	5	7	1.2	4	0	4	2	2	5	12	2.0
55	HUBBARD, Spencer	2-0	06:06	3.1	1-3	.333	0-2	.000	0-0	.000	0	1	1	0.5	1	0	1	0	0	0	2	1.0
20	BEGOVICH, Neal	3-0	06:40	2.2	0-1	.000	0-1	.000	0-0	.000	0	2	2	0.7	0	0	0	0	0	0	0	0.0
Team											7	13	20					3				
Total		6	1200		185-365	.507	48-136	.353	86-118	.729	58	170	228	38.0	93	1	106	55	23	38	504	84.0
Opponents		6	1200		143-354	.404	40-128	.313	59-85	.694	56	138	194	32.3	105	1	79	77	20	28	385	64.2

Team Statistics

	DU	OPP
Scoring	504	385
Points per game	84.0	64.2
Scoring margin	+19.8	-
Field goals-att	185-365	143-354
Field goal pct	.507	.404
3 point fg-att	48-136	40-128
3-point FG pct	.353	.313
3-pt FG made per game	8.0	6.7
Free throws-att	86-118	59-85
Free throw pct	.729	.694
F-Throws made per game	14.3	9.8
Rebounds	228	194
Rebounds per game	38.0	32.3
Rebounding margin	+5.7	-
Assists	106	79
Assists per game	17.7	13.2
Turnovers	55	77
Turnovers per game	9.2	12.8
Turnover margin	+3.7	-
Assist/turnover ratio	1.9	1.0
Steals	38	28
Steals per game	6.3	4.7
Blocks	23	20
Blocks per game	3.8	3.3
Winning streak	4	-
Home win streak	3	-
Attendance	46570	0
Home games-Avg/Game	5-9314	0-0
Neutral site-Avg/Game	-	1-18780

Team Results

Date	Opponent		Score	Att.
11/06/2023	Dartmouth	W	92-54	9314
11/10/2023	Arizona	L	73-78	9314
11/14/2023	vs Michigan St.	W	74-65	18780
11/17/2023	Bucknell	W	90-60	9314
11/21/2023	La Salle	W	95-66	9314
11/24/2023	Southern Ind.	W	80-62	9314



DUKE BASKETBALL

2023-24 RADIO/TV ROSTER



0 • JARED MCCAIN

G | 6-3 | 197 | Fr.
Sacramento, Calif.
Centennial




1 • CALEB FOSTER

G | 6-5 | 197 | Fr.
Harrisburg, N.C.
Notre Dame (Calif.)



2 • JAYLEN BLAKES

G | 6-2 | 204 | Jr.
Somerset, N.J.
Blair Academy



3 • JEREMY ROACH

G | 6-2 | 180 | Sr.
Leesburg, Va.
St. Paul VI HS



5 • TYRESE PROCTOR

G | 6-5 | 183 | So.
Sydney, Australia
NBA Global Academy



12 • TJ POWER

F | 6-9 | 216 | Fr.
Shrewsbury, Mass.
Worcester Academy



13 • SEAN STEWART

F | 6-9 | 227 | Fr.
Windermere, Fla.
Montverde Academy



14 • JADEN SCHUTT

G | 6-5 | 190 | So.
Yorkville, Ill.
Yorkville Christian HS



15 • RYAN YOUNG

F | 6-10 | 238 | Gr.
Stewartsville, N.J.
Bethlehem Catholic HS
Northwestern Univ.



20 • NEAL BEGOVICH

F | 6-9 | 230 | Gr.
San Francisco, Calif.
St. Ignatius College Prep
Stanford Univ.



21 • CHRISTIAN REEVES

C | 7-1 | 261 | So.
Charlotte, N.C.
Oak Hill Academy (Va.)



25 • MARK MITCHELL

F | 6-9 | 232 | So.
Kansas City, Kan.
Sunrise Christian School



30 • KYLE FILIPOWSKI

C | 7-0 | 248 | So.
Westtown, N.Y.
Wilbraham & Monson Academy




52 • STANLEY BORDEN

C | 7-0 | 241 | Jr.
Istanbul, Turkey
Istanbul Int'l Community School




55 • SPENCER HUBBARD

G | 5-8 | 157 | Sr.
Los Angeles, Calif.
Harvard Westlake HS



JON SCHEYER

Head Coach
Duke '10
11th Season at Duke / 2nd as Head Coach




CHRIS CARRAWELL

Associate Head Coach
Duke '00
6th Season at Duke




JAI LUCAS

Associate Head Coach
Texas '11
2nd Season at Duke



WILL AVERY

Assistant Coach
Duke '23
1st Season at Duke



EMANUEL DILDY

Assistant Coach
Eastern Illinois '05
1st Season at Duke