

## 2023-24 SCHEDULE / RESULTS

DATE	DAY	ARK RANK	OPP RANK	OPPONENT	TV	RESULT	ALL-TIME (40)
Nov. 6	Mon	14/14	-/-	ALCORN STATE	SEC+	W	93 59
Fayetteville, Ark. // Bud Walton Arena - Nolan Richardson Court							
Nov. 10	Fri	14/14	-/-	GARDNER-WEBB	SEC+	W	86 68
Fayetteville, Ark. // Bud Walton Arena - Nolan Richardson Court							
Nov. 13	Mon	14/14	-/-	OLD DOMINION	SEC+	W	86 77
Fayetteville, Ark. // Bud Walton Arena - Nolan Richardson Court							
Nov. 17	Fri	14/14	-/-	UNC GREENSBORO	SEC+	L	72 78
Fayetteville, Ark. // Bud Walton Arena - Nolan Richardson Court							

### BAD BOY MOWERS BATTLE 4 ATLANTIS

Nov. 22	Wed	20/RV	-/-	vs Stanford	ESPN	20T W	77 74
Paradise Island, Bahamas // Imperial Arena							
Nov. 23	Thurs	20/RV	-/-	vs Memphis	ESPN	L	79 84
Paradise Island, Bahamas // Imperial Arena							
Nov. 24	Fri	20/RV	14/14	vs North Carolina	ESPN2	Noon	
Paradise Island, Bahamas // Imperial Arena							

Nov. 29	Wed	-/-	-/-	DUKE (SEC-ACC Challenge)	ESPN	8:15 pm	
Fayetteville, Ark. // Bud Walton Arena - Nolan Richardson Court							
Dec. 4	Mon	-/-	-/-	FURMAN	SEC+	7:00 pm	
Fayetteville, Ark. // Bud Walton Arena - Nolan Richardson Court							

Dec. 9	Sat	-/-	-/-	vs Oklahoma	ESPN2	3:00 pm	
Tulsa, Okla. // BOK Arena							
Dec. 16	Sat	-/-	-/-	vs LIPSCOMB	SEC+	5:00 pm	
North Little Rock, Ark. // Simmons Bank Arena							
Dec. 21	Thurs	-/-	-/-	ABILENE CHRISTIAN	SEC Network	6:00 pm	
Fayetteville, Ark. // Bud Walton Arena - Nolan Richardson Court							
Dec. 30	Sat	-/-	-/-	UNC WILMINGTON	SEC Network	6:00 pm	
Fayetteville, Ark. // Bud Walton Arena - Nolan Richardson Court							

Jan. 6	Sat	-/-	-/-	AUBURN *	ESPN2	TBD	
Fayetteville, Ark. // Bud Walton Arena - Nolan Richardson Court							
Jan. 10	Wed	-/-	-/-	at Georgia *	ESPN2/U	8:00 pm	
Athens, Ga. // Stegeman Coliseum							
Jan. 13	Sat	-/-	-/-	at Florida *	ESPN	4:00 pm	
Gainesville, Fla. // Exactech Arena at Stephen C. O'Connell Center - Billy Donovan Court							

Jan. 16	Tues	-/-	-/-	TEXAS A&M *	SEC Network	8:00 pm	
Fayetteville, Ark. // Bud Walton Arena - Nolan Richardson Court							

Jan. 20	Sat	-/-	-/-	SOUTH CAROLINA *	SEC Network	Noon	
Fayetteville, Ark. // Bud Walton Arena - Nolan Richardson Court							

Jan. 24	Wed	-/-	-/-	at Ole Miss *	ESPN2/U	8:00 pm	
Oxford, Miss. // Sandy and John Black Pavilion at Ole Miss							

Jan. 27	Sat	-/-	-/-	KENTUCKY *	ESPN	5:00 pm	
Fayetteville, Ark. // Bud Walton Arena - Nolan Richardson Court							

Jan. 31	Wed	-/-	-/-	at Missouri *	SEC Network	7:30 pm	
Columbia, Mo. // Mizzou Arena							

Feb. 3	Sat	-/-	-/-	at LSU *	ESPN/2	11:00 am	
Baton Rouge, La. // Pete Maravich Assembly Center - Dale Brown/Sue Gunter Court							

Feb. 10	Sat	-/-	-/-	GEORGIA *	SEC Network	5:00 pm	
Fayetteville, Ark. // Bud Walton Arena - Nolan Richardson Court							

Feb. 14	Wed	-/-	-/-	TENNESSEE *	ESPN2	8:00 pm	
Fayetteville, Ark. // Bud Walton Arena - Nolan Richardson Court							

Feb. 17	Sat	-/-	-/-	at Mississippi State *	ESPN2	1:00 pm	
Starkville, Miss. // Humphrey Coliseum							

Feb. 20	Tues	-/-	-/-	at Texas A&M *	ESPN	1:00 pm	
Bryan-College Station, Texas // Reed Arena							

Feb. 24	Sat	-/-	-/-	MISSOURI *	ESPN/2	11:00 am	
Fayetteville, Ark. // Bud Walton Arena - Nolan Richardson Court							

Feb. 27	Tues	-/-	-/-	VANDERBILT *	SEC Network	8:00 pm	
Fayetteville, Ark. // Bud Walton Arena - Nolan Richardson Court							

Mar. 2	Sat	-/-	-/-	at Kentucky *	CBS	12:30 pm	
Lexington, Ky. // Rupp Arena at Central Bank Center - Cawood's Court							

Mar. 6	Wed	-/-	-/-	LSU *	SEC Network	6:00 pm	
Fayetteville, Ark. // Bud Walton Arena - Nolan Richardson Court							

Mar. 9	Sat	-/-	-/-	at Alabama *	ESPN	11:00 am	
Tuscaloosa, Ala. // Coleman Coliseum							

### SEC TOURNAMENT

Mar. 13-17	SEC TOURNAMENT	
Nashville, Tenn. // Bridgestone Arena		

## BAD BOY MOWERS BATTLE 4 ATLANTIS

Nov. 22-24, 2022 • Paradise Island • Bahamas

### BRACKET 1:



### BRACKET 2:



# ARKANSAS RAZORBACKS

## GAME 7: ARKANSAS RAZORBACKS vs NORTH CAROLINA TAR HEELS

Nov. 24, 2023 • Friday • 1 pm (ET)/Noon (CT) • Paradise Island, Bahamas • Imperial Arena (3,500)



## #20/RV ARKANSAS RAZORBACKS

OVERALL SEC 4-2 0-0

Eric Musselman (San Diego '87)  
at UA: 99-44 (5th yr)

Collegiate: 209-78 (9th yr)



## NORTH CAROLINA TAR HEELS

OVERALL ACC 4-1 0-0

Hubert Davis (North Carolina '92)  
at UNC: 53-242 (3rd yr)

Career: Same

### The Series

- This will be the 11th all-time meeting between Arkansas and North Carolina and all meetings in the series have come on neutral courts.
- The Tar Heels own a 7-3 advantage in the series and have won four straight.
- The last meeting was exactly six years ago (Nov. 24, 2017) in the semifinals of the Phil Knight Invitational in Portland. Luke Maye had 28 points and 16 rebounds to lead the Tar Heels to an 87-68 victory. Kenny Williams added 19 points. Jaylen Barford led Arkansas with 21 points. UNC was 17-of-21 at the free throw line while Arkansas was just 5-of-8.

### Rare Loss

- Arkansas lost to Memphis despite out-rebounding the Tigers, controlling the opening tip and having four Hogs score double figures. In the Muss era at Arkansas, the Hogs are now 60-10 when out-rebounding opponents, 65-21 when controlling the tip and 39-10 when 4 Hogs score 10-plus points.

### #beAboutit WATCH VIDEO

- Anthony Black donated \$5,000 to Samaritan Community Center in Fayetteville. His generous contribution will make it possible for 150 local families have Thanksgiving dinner.
- Black's mom, Jennifer, was on hand last Tuesday as the Razorbacks packed the meals that will be distributed to the local families.

### Milestone Countdowns

- Eric Musselman** 1 win from 100 as Arkansas head coach.  
Khalif Battle 33 points from 1,000 for his collegiate career.  
El Ellis 100 points from 1,000 for his collegiate career.
- Davonte Davis** reached 1,000 career points vs Memphis.

### November to Remember

- For the first time in program history, Arkansas will play eight games in the month of November. The previous most was seven last year and 2019-20 - Coach Muss' first year.
- The Nov. 6 opener versus Alcorn State was the second-earliest season opener in school history. The earliest opener came in 2019-20 versus Rice on Nov. 5 in Coach Muss' first year.
- Arkansas has played as many as six times in the month on 10 occasions.
- Arkansas is 144-43 (.770) all-time in the month of November, including a 25-3 mark under Musselman.
- Arkansas did not play in the month of November until the 1969-70 season and only played seven total games in the month over the next 10 years.
- Arkansas has played at least once in November dating back to the 1993-94 championship season when they beat Murray State, 93-62, on Nov. 29 in the first game ever played in Bud Walton Arena.

### BATTLE 4 ATLANTIS SCHEDULE

WEDNESDAY, NOVEMBER 22	TV	ET	CT
GM1 - North Carolina vs Northern Iowa	ESPN	UNC W	91-69
GM2 - Villanova vs Texas Tech	ESPN2	Nova W	85-69
GM3 - Michigan vs Memphis	ESPN2	Mem W	71-67
GM4 - Arkansas vs Stanford	ESPN	ARK W	20T 77-74
THURSDAY, NOVEMBER 23	TV	ET	CT
GM5 - Northern Iowa vs Texas Tech	ESPN2	TTU W	72-70
GM6 - North Carolina vs Villanova	ESPN	Nova W	OT 83-81
GM7 - Memphis vs Arkansas	ESPN	Mem W	84-79
GM8 - Michigan vs Stanford	ESPN	Mich W	83-78
FRIDAY, NOVEMBER 24	TV	ET	CT
GM9 - Arkansas v North Carolina (3rd/4th)	ESPN2	1:00 pm	Noon
GM10 - Memphis v Villanova (Championship)	ESPN	3:30 pm	2:30 pm
GM11 - Texas Tech v Michigan (5th/6th)	ESPN	6:00 pm	5:00 pm
GM12 - Northern Iowa v Stanford (7th/8th)	ESPN+	8:30 pm	7:30 pm

### TV: ESPN2

Jon Sciambi (PxP)  
Jimmy Dykes (Analyst)



**RADIO:** Learfield Razorback Sports Network  
Kyle Schassburger (PxP)  
Matt Zimmerman (Analyst)  
Arkansas Gameday App

**SATELLITE RADIO:**  
Sirius: 381 // XM: 381  
SXM App/Online Channel 971

**MORE:** Atlantis Live Stats • Arkansas Media Guide

### VS NORTH CAROLINA:

OVERALL ..... (ARK-OPP) ..... 3-7  
Home: ..... (ARK-OPP) ..... 0-0  
Away: ..... (ARK-OPP) ..... 0-0  
Neutral: ..... (ARK-OPP) ..... 3-7

### ALL-TIME MEETINGS:

01/14/79	10/3	L	63-57	N (Greensboro)
11/30/80	20/13	L	64-58	N (Anchorage)
02/12/84	-/1	W	65-64	N (PB)
03/22/90	7/4	W	76-73	N (Dallas)
03/26/93	14/14	L	80-74	N (E. Rutherford)
04/01/95	6/4	W	75-67	N (Seattle)
03/23/08	-/1	L	108-77	N (Raleigh)
03/21/15	21/15	L	87-78	N (Jacksonville, Fla.)
03/19/17	-/6	L	72-65	N (Greenville, S.C.)
7/12/17	-/9	L	87-68	N (Portland)

### '23-24 NCAA STAT COMPARISON (BOLD = Leads Conf)

82.8	61st	Scoring Off.	86.0	36th
71.2	190th	Scoring Def.	64.8	80th
+11.6	95th	Scoring Margin	+21.2	21st
.444	188th	F%	.468	102nd
.409	131st	F% Def.	.385	60th
.330	177th	3PT%	.357	101st
7.2	191st	3PT Made/Gm	7.5	166th
.345	251st	3PT% Def.	.327	200th
31.0	1st	FTA/Gm	25.8	34th
.697	199th	FT%	.777	31st
21.6	7th	FT Made/Gm	20.0	12th
41.4	49th	Reb./Gm	40.5	76th
+4.8	115th	Reb. Margin	+6.5	81st
1.07	184th	A/TQ Ratio	1.46	53rd
11.8	251st	Assists/Gm	14.2	138th
+2.0	116th	TQ Margin	+4.5	43rd
13.0	178th	TQ Forced	14.3	114th
11.0	84th	TQ/Gm	90.8	38th
19.8	303rd	Fouls/Gm	12.5	3rd
7.2	5th	Blocks/Gm	6.2	14th
6.0	242nd	Steals/Gm	6.5	209th

### ABOUT ARKANSAS

Location: Fayetteville, Ark.  
Enrollment: 32,140  
Founded: 1871  
Colors: Cardinal (PMS 201) and White  
Nickname: Razorbacks  
Conference: Southeastern (SEC)  
Chancellor: Dr. Charles F. Robinson (Houston '87)  
System Pres: Dr. Donald R. Bobbitt (Arkansas '80)  
Vice Chancellor/AD: Hunter Yurachek (Guilford '90)  
Faculty Rep: Paul Adams (LSU '92)  
MBB Admin: Clayton Hamilton (Arkansas '94)  
Arena (Capacity): Bud Walton Arena (19,200)

# THE RAZORBACKS

No.	Name	Pos.	Yr.	Ht.	Wt.	Hometown	High School / Previous School	Span	Reach	Vertical
0	Khalif Battle <b>KAY-lif</b>	G	Grad. Sr. (2)	6-5	185	Hillside, N.J.	Trenton Catholic / Temple	6' 4.5"	8' 0"	39.0"
1	Keyon Menifield Jr. <b># Men-EE-field</b>	G	So. (3)	6-1	150	Flint, Mich.	PHHoenix Prep (Ariz.) / Washington	6' 5.5"	8' 0.5"	41.5"
2	Trevon Brazile <b>Trev-In "Brazil"</b>	F	R-So. (3)	6-10	220	Springfield, Mo.	Kickapoo HS / Missouri	7' 2.5"	9' 0"	42.5"
3	El Ellis	G	Grad. Sr. (1)	6-3	180	Durham, N.C.	Quality Education Academy / Louisville	6' 4"	8' 0.5"	37.5"
4	Davonte "Devo" Davis	G	Sr. (2)	6-4	185	Jacksonville, Ark.	Jacksonville HS	6' 7"	8' 2"	36.5"
5	Joseph Pinion <b>PIN-yun</b>	G	Fr. (4)	6-5	190	Morrilton, Ark.	Morrilton HS	6' 6.5"	8' 3.5"	39.0"
6	Layden Blocker	G	Fr. (4)	6-2	175	Little Rock, Ark.	Sunrise (Kan.) Christian Academy	6' 5.5"	8' 1"	45.0"
7	Denijay Harris <b>Duh-nah-SHAY</b>	F	Grad. Sr. (1)	6-7	200	Columbus, Miss.	Columbus HS / Southern Miss	6' 11.5"	8' 7.5"	40.5"
8	Chandler Lawson	F	Grad. Sr. (1)	6-8	210	Memphis, Tenn.	Wooddale HS / Memphis	7' 7"	9' 4"	28.5"
10	Baye Fall <b>"BAY"</b>	F	Fr. (4)	6-11	200	Dakar, Senegal	Accelerated Schools (Denver)	7' 5"	9' 4"	34.5"
11	Jalen Graham	F	5th-Yr Sr. (1)	6-10	220	Phoenix, Ariz.	Mountain Pointe HS / Arizona State	7' 2.5"	9' 0"	36.5"
12	Tramon Mark <b>Truh-Mon</b>	G	Jr. (3)	6-6	185	Dickinson, Texas	Dickinson HS / Houston	6' 8"	8' 6"	36.0"
15	Makhi Mitchell <b>Ma-KI</b>	F/C	Sr. (2)	6-10	240	Washington, D.C.	Woodrow Wilson HS / Rhode Island	7' 4"	9' 0"	38.5"
21	Cade Arbogast	G	Grad. Sr. (1)	6-3	175	Concord, Calif.	De La Salle HS / Lane (Ore.) CC	6' 2.5"	8' 0"	29.0"
24	Jeremiah Davenport	G	Grad. Sr. (1)	6-6	215	Cincinnati, Ohio	Hargrave (Va.) Military Acad. / Cincinnati	6' 9.5"	8' 8"	36.0"
45	Lawson Blake	F	Jr. (2)	6-10	240	Fayetteville, Ark.	Fayetteville HS / Link Year (Mo.) Prep	6' 6.5"	8' 8.5"	31.0"

( ) - Number in parenthesis indicates total years of eligibility remaining including this season

# - scheduled redshirt the 2023-24 season

Head Coach: Eric Musselman (San Diego, 1987)

Assistant Coach: Anthony Ruta (Arizona State, 2012) • **pronounced R00-tah**

Assistant Coach: Keith Smart (Indiana, 1995)

Assistant Coach: Michael Musselman (San Diego, 2018)

Assistant Coach: Todd Lee (South Dakota, 1986)

Assistant Coach: Ronnie Brewer Jr. (Arkansas, 2015)

Director of Internal Operations: Riley Hall (Arkansas, 2016)

Graduate Assistants: Alec Kagan • Jackson Lee • Matthew Musselman • Tony Hall • Austin Howard • Reid Roberts • Jonathan Steelman • Joey White

Assistant Dir. of Recruiting & Scouting: Blake Wetherington (Murray State, 2017)

Assistant Director for Basketball Operations: Caleb Cline (South Dakota, 2020)

Special Assistant to the Head Coach: Tommy Abdenour (Utah, 2012)

Coordinator of Creative Content: Ryan Witthoff (Florida State, 2022)

Senior Advisor to the Head Coach: Matt White (Boston Univ., 1993)

Head Athletic Trainer: Matt Townsend (Idaho, 2017)

Head Strength Coach: Dave Richardson (Louisiana-Monroe, 1989)



**#0 Khalif BATTLE**  
ARK: Food, Nutrition & Health • Temple  
'23: Adult & Organizational Devel.



**#1 Keyon MENIFIELD Jr.**  
Communications



**#2 Trevon BRAZILE**  
Communications



**#3 El ELLIS**  
ARK: Arts & Sciences  
Louisville '23: Sport Management



**#4 Davonte "Devo" DAVIS**  
Recreation & Sport Management



**#5 Joseph PINION**  
Arts & Sciences



**#6 Layden BLOCKER**  
Arts & Sciences



**#7 Denijay HARRIS**  
ARK: Arts & Sciences  
Southern Miss '23: Liberal Studies



**#8 Chandler LAWSON**  
ARK: Educational Studies • Memphis  
'23: Interdisciplinary Studies



**#10 Baye FALL**  
Arts & Sciences



**#11 Jalen GRAHAM**  
Sociology



**#12 Tramon MARK**  
Sociology




**#15 Makhi MITCHELL**  
Sociology



**#21 Cade ARBOGAST**  
2nd Degree: Arts & Sciences  
ARK '23: Communications



**#24 Jeremiah DAVENPORT**  
ARK: Arts & Sciences • Cincy '23:  
Interdisciplinary Studies



**#45 Lawson BLAKE**  
Exercise Sciences



**Eric MUSSELMAN**  
Head Coach



**Anthony RUTA**  
Assistant Coach



**Keith SMART**  
Assistant Coach



**Michael MUSSELMAN**  
Assistant Coach



**Todd LEE**  
Assistant Coach



**Ronnie BREWER Jr.**  
Assistant Coach



**Riley HALL**  
Dir. of Internal Ops



**Blake WETHERINGTON**  
Asst Dir. Scouting/Recruiting



**Caleb CLINE**  
Asst Dir. of Ops



**Tommy ABDENOUR**  
Special Asst. to the Head Coach



**Ryan WITTHOFF**  
Coord. of Creative Content



**Matt WHITE**  
Senior Advisor to Head Coach



## Most Wins Among SEC/NCAA Since Muss Arrival

- Since Eric Musselman's arrival, Arkansas leads the SEC in overall wins (98), overall home wins (63) and third SEC home wins (27) while ranking 11th in the NCAA in overall wins (95). **THRU 11/23/23**

OVERALL WINS	SEC ONLY WINS	OVERALL HOME WINS	SEC HOME WINS	MOST WINS NCAA SINCE MUSS @ ARK
<b>ARK</b> 99	BAMA 49	<b>ARK</b> 63	BAMA 29	Gonzaga 125
BAMA 96	UK 49	UK 57	AUB 28	Houston 122
TENN 91	AUB 44	TENN 56	<b>ARK</b> 27	Kansas 116
AUB 91	TENN 44	AUB 56	UK 27	San Diego State 112
UK 86	<b>ARK</b> 41	BAMA 54	TENN 27	Baylor 109
MS ST 82	FLA 38	LSU 52	LSU 24	Liberty 107
A&M 81	A&M 36	MS ST 51	MS ST 23	Arizona 105
LSU 79	MS ST 35	A&M 50	FLA 23	UCLA 103
FLA 74	LSU 34	MIZ 47	A&M 20	Duke 101
				Belmont 100
				<b>ARKANSAS</b> 99
				Southern Cal 99

*Arkansas, Houston, Gonzaga and UCLA are the only four teams to reach the NCAA Sweet 16 in each of the last three seasons*

## Brazile Goes Off ... Had 15 Offensive Rebounds in Atlantis

- Trevon Brazile has posted double-doubles in each of the first two games in the Battle 4 Atlantis.
- Had a career-high 17 boards vs Stanford (the most by an SEC player this season) and added 10 vs Memphis.
- Brazile has done most of his damage on the offensive end.
- **Had 8 offensive boards in the Stanford win**
- **Had 7 offensive boards in the Memphis loss**
- Brazile ranks fourth in the SEC in offensive rebounds (3.5) and ranks third in overall rebounds 8.83.

## 21<sup>3</sup> = (5<sup>3</sup>+3<sup>3</sup>+8<sup>3</sup>)

- **Khalif Battle** has led the Razorbacks in scoring three times this and each time was amazingly similar.
  - Scored 21 points each time
  - Made five FG each time
  - Made three 3-pointers each time
  - Made eight FT each time.
- **He has scored 63 points in the three games despite only taking 26 shots from the field.**
- He has led his team in scoring 29 times in his collegiate career and has scored 20-plus points 24 times and has scored in double figures 44 times.
- Thanks to his team-best 16.0 ppg – which ranks eighth in the SEC – Arkansas ranks 42nd nationally in bench points (31.4).

## Notes from the Memphis Loss

- A majority of the stats were nearly even. However...
  - Memphis out-scored Arkansas 27-10 on points off turnovers thanks to a season-high 18 Razorback turnovers.
  - Down one with 25 seconds left, Memphis' David Jones hit back-to-back 3-pointers to close the half and give Memphis a five-point lead ... Both teams scored 42 second-half points.
- **Trevon Brazile** recorded a double-double for the second-straight game. He now has four career double-doubles.
- **Davonte Davis** eclipsed 1,000 career points with a 3-ponter with 1.9 seconds left. He needed 14 points to reach the milestone and finished with 15 to become the 46th Razorback to accomplish the feat.

## Notes from the Stanford Win

- It was Arkansas' first win over Stanford in three chances.
- Arkansas is now 9-2 all time in double overtime games. It was the Hogs' first 2OT game since beating Georgia, 80-77, on Jan. 23, 2018.
- **Layden Blocker** was a team-best +11 in 16:23 played. He scored four points with two rebounds (both offensive) and three steals.
- **Trevon Brazile** had a career-high 17 rebounds and scored 10 points for his third career double-double. His previous-best rebound total was 12 versus North Dakota State in the season opener last year.
- **Davonte Davis** entered the game with zero turnovers in 123 minutes through the first four games. He had five tonight. However, he has grabbed at least five rebounds in all five games this season.
- **Tramon Mark** had career highs in free throws made (12) and attempted (15) but missed his career-high by one point, getting 25 versus Stanford.
- Davis (45:14), Brazile (45:52) and Mark (41:08) all played career-high minutes.
- **Chandler Lawson** had a career-high 13 rebounds and had a career-high five blocked shots.
- Arkansas led at halftime, was down three with five minutes to play and was tied with two minutes left. In the Muss era, Arkansas is 76-9 when leading at the half, 10-35 when trailing with five minutes left and 2-4 when tied with two minutes left.

## Hogs 4th in the NCAA in FTA

- After going 20-of-27 at the line vs Memphis, Arkansas slipped to fourth in the NCAA in free throw attempts at 30.3
- Muss' college teams have ranked among the NCAA top 20 in FTA in each of his first eight years.
- **Arkansas led the NCAA in FTA in 2021-22 and Nevada led the NCAA in free throws made in 2015-16.**

## Bank on Battle for Free Throws

- Khalif Battle has played a key role in Arkansas ranking among the NCAA leaders in both free throw attempts and makes
  - **He has gone to the line an SEC-best 48 times in six games to rank 2nd in the SEC and 30th in the NCAA**
  - **He has made an SEC-best 39 free throws to rank 23rd in the NCAA**
- He ranks 12th in the SEC on FT% at 81.3%. He also ranks 11th in the SEC in 3-pointers made at 2.17 per game.
- **Last season, Battle shot 89.9% from the line to rank 10th in the NCAA ...** He is an 84.1% from the free throw line for his career.

## Passports Needed Again in 2023-24

- Last year, Arkansas racked up the frequent flier miles, playing in Spain and Italy in the summer then traveling to Hawaii for the Maui Invitational in late November.
- The Razorbacks will once again need their passports this year as Arkansas will play in the Bad Boy Mowers Battle 4 Atlantis



## Suits & Sneakers Gala NWA 2023

- Under the direction of Danyelle Musselman and a goal of \$600,00, the **MEN'S BASKETBALL PROGRAM HELPED RAISE \$842,000 for the American Cancer Society on Oct. 13, 2023.**
- It was the third-straight year the Musselmans chaired the event.
- On Jan. 23, 2023, **Danyelle Musselman**, was presented the **St. George Award** by the American Cancer Society for her work as a philanthropic leader in the community and for helping raise over one million dollars with the Suits and Sneakers campaign in 2022-23. The St. George Award is one of the highest volunteer honors of the American Cancer Society.



## ^ TREVON BRAZILE



## ^ TRAMON MARK



## TOP 100 CBB PLAYERS

**#61 TREVON BRAZILE**  
**#90 TRAMON MARK**  
**#93 DAVONTE DAVIS**

## ON ERIC MUSSELMAN...

### Jeff Goodman

"He's an elite coach. He's a relentless worker, terrific X's and O's guy, and he's done it with different rosters."

### Gary Parrish

"Very impressive. I'll keep it simple: I think he's one of the best coaches in college basketball. I think what he's been able to do, first at Nevada and then at Arkansas, there's a lot of evidence to support that claim."

## PLAYER MISCELLANEOUS STATS

\* - Indicates played in some games but redshirted that season

### LED HIS TEAM IN SCORING (INCLUDES TIES)

Player	19-20	20-21	21-22	22-23	23-24	Career
Battle	0	5	6 *	15	3	29
Brazile	-	-	0	2 *	0	2
Davenport	0	7	12	5	0	24
Davis		3	1	8	0	12
Ellis	JC	JC	5	21	1	27
Graham	0	0	3	4	0	7
Harris	RS	0	0	2	0	2
Mark	-	0	2 *	4	2	77
Mitchell	0	0	4	0	0	4

### LED HIS TEAM IN REBOUNDS (INCLUDES TIES)

Player	19-20	20-21	21-22	22-23	23-24	Career
Battle	0	4	1 *	5	0	10
Brazile	-	-	7	5 *	4	16
Davenport	0	3	10	11	0	24
Davis	-	2	0	5	0	7
Ellis	JC	JC	0	0	0	0
Graham	0	6	8	2	1	17
Harris	RS	3	0	10	0	13
Lawson	4	0	0	5	0	9
Mark	-	1	0 *	1	0	2
Mitchell	0	2	15	12	1	30

### LED HIS TEAM IN ASSISTS (INCLUDES TIES)

Player	19-20	20-21	21-22	22-23	23-24	Career
Battle	1	3	0	4	0	8
Brazile	-	-	0	0	0	0
Davenport	0	2	2	5	0	9
Davis	-	6	10	8	3	27
Ellis	JC	JC	3	30	3	36
Graham	0	0	3	1	0	4
Harris	RS	0	1	0	0	1
Lawson	2	0	0	1	0	3
Mark	-	1	1 *	2	0	4
Mitchell	0	0	5	3		8

### DOUBLE-FIGURE SCORING GAMES

Player	19-20	20-21	21-22	22-23	23-24	Career
Battle	2	8	6 *	23	5	44
Brazile	-	-	4	6 *	4	14
Davenport	0	12	23	13	0	48
Davis	-	14	13	19	4	50
Ellis	-	-	13	28	3	44
Graham	1	9	15	6	0	31
Harris	RS	1	3	14	0	17
Lawson	1	1	0	3	0	5
Mark	-	10	2 *	20	5	37
Mitchell	1	1	19	10	1	33
Pinion	-	-	-	3	0	3

### DOUBLE FIGURE REBOUNDING GAMES

Player	19-20	20-21	21-22	22-23	23-24	Career
Battle	0	3	0 *	0	0	3
Brazile	-	-	1	2 *	2	5
Davenport	0	1	3	0	0	4
Davis	-	0	0	3	0	3
Graham	0	3	1	0	0	4
Harris	RS	3	0	3	0	6
Lawson	1	0	0	1	1	3
Mitchell	0	1	10	3	1	15

### DOUBLE FIGURE ASSISTS GAMES

Player	19-20	20-21	21-22	22-23	23-24	Career
Ellis	JC	JC	0	1		1

### DOUBLE-DOUBLES

Player	19-20	20-21	21-22	22-23	23-24	Career
Battle	0	3	0 *	0	0	3
Brazile	-	-	0	2 *	2	4
Davenport	0	1	3	0	0	4
Davis	-	0	0	2	0	2
Ellis	JC	JC	0	1	0	1
Graham	0	3	1	0	0	4
Harris	RS	0	0	3	0	3
Lawson	1	0	0	0	0	1
Mitchell	0	1	7	2	1	11

### TRIPLE-DOUBLES

Player	19-20	20-21	21-22	22-23	23-24	Career
--------	-------	-------	-------	-------	-------	--------

over the Thanksgiving holiday (Nov. 22-24).

- This will be Arkansas' first time playing in the Battle 4 Atlantis and in the Bahamas.
- The field includes Memphis, Michigan, North Carolina, Northern Iowa, Stanford, Texas Tech and Villanova.

vs Memphis	ARK Leads 11-10
vs Michigan	ARK trails 3-4
vs North Carolina	ARK trails 3-7
vs Northern Iowa	ARK leads 1-0
vs Stanford	ARK trails 0-2
vs Texas Tech	Series tied 40-40
vs Villanova	ARK trails 0-3

Arkansas lost to Villanova in the 1998 Top of the World championship, 76-63.

### IN "TRUE" THANKSGIVING TOURNEMENTS (24-15)

- Arkansas is 24-15 in "true" Thanksgiving Tournaments. By true, I mean all the games, or the at least half of the games, were played at a true neutral site and the record only reflects those games played on true neutral sites.

• Nov. 28-30, 1980	Great Alaska Shootout	2-1 (W,W,L)
• Nov. 25-27, 1983	Great Alaska Shootout	2-1 (W,W,L)
• Nov. 25-27, 1991	Maui Classic	2-1 (W,W,L)
• Nov. 20-22, 1998	Top of the World Classic	2-1 (W,W,L)
• Nov. 26-28, 1999	Big Island Invitational	2-1 (W,L,W)
• Nov. 19-21, 2004	Paradise Jam	3-0 (W,W,W)
• Nov. 21-23, 2005	Maui Invitational	1-2 (L,W,L)
• Nov. 23-26, 2006	Old Spice Classic	3-0 (W,W,W)
• Nov. 23-24, 2012	Las Vegas Invitational	0-2 (L,L)
• Nov. 25-27, 2013	Maui Invitational	1-2 (L,W,L)
• Nov. 26-27, 2015	NIT Tip-Off	0-2 (L,L)
• Nov. 23-26, 2017	PK80 Phil Knight Invit.	2-1 (W,L,W)
• Nov. 22-23, 2021	Hall of Fame Classic	2-0 (W,W)
• Nov. 21-23, 2022	Maui Invitational	2-1 (W,L,W)

### HOGS IN THE CARIBBEAN (6-3)

- 1997 Puerto Rico Classic (Puerto Rico) 1-2 (L,L,W)
- 2004 Paradise Jam (US Virgin Islands) 3-0 (W,W,W)
- 2007 O'Reilly's/ESPN Tip-Off (Puerto Rico) 2-1 (W,L,W)

## UP NEXT: Hogs vs Duke in Inaugural SEC/ACC Challenge

- In what will be a rematch of the 2022 NCAA Elite 8 and the 1994 National Championship, Arkansas will host Duke as part of the inaugural ACC/SEC Challenge. The game will be played Nov. 29 (Wednesday) and tipoff is set for 8:15 pm (CT). Television network designations will be announced at a later date.
- Arkansas and Duke have met on four previous occasions - all on neutral courts and in all four both teams were nationally ranked. The series is tied, 2-2.
- The last time the Razorbacks and Blue Devils met was the 2022 NCAA Elite 8 in San Francisco, a game Duke won 78-69. Prior to that, Arkansas defeated Duke, 76-72, to win the 1994 NCAA Championship in Charlotte.
- The first meeting between the schools was in the 1990 NCAA Final Four. The Blue Devils won that initial match-up, 97-83. Eight months later (Nov. 21, 1990), Arkansas beat Duke, 98-88, at New York's Madison Square Garden in the Preseason NIT semifinals.
- In the previous nine years, Arkansas participated in the SEC/Big 12 Challenge. The Razorbacks were 4-5 in those games, going 4-0 in Bud Walton Arena.

## Duke Game (Nov. 29) Has Added Meaning

- The Arkansas-Duke game will be:
  - ^ part of the first SEC-ACC Challenge.
  - ^ a game featuring two top 20 programs.
  - ^ the tie-breaker of an impressive four-game series (three meetings in NCAA games and one in the Preseason NIT semifinal).
- This year is the 30th anniversary of Arkansas defeating Duke for the 1994 NCAA Championship.
- Also, the game date - Nov. 29 - is the 30th anniversary of the first game played at Bud Walton Arena, a 92-67 victory over Murray State. (Note: the actual dedication game for the Arena was Dec. 2 - a 120-68 win over Missouri.

## Highlights from the Alcorn State Win

- Arkansas had 20 assists on 28 made baskets.
- Arkansas made 12 3's ... The Hogs only made double-digit 3's once last year.
- Arkansas got to the free throw line 37 times ... It was the 9th-most FTA's among NCAA teams on opening night
- Four Razorbacks were at least +20 in the win including Trevon Brazile (+23), Khalif Battle (+23), Davonte Davis (+21) and Tramon Mark (+20).
- Arkansas threw down seven dunks including...
  - ^ Three from Trevon Brazile ... one to start the game and another was yet another posterizing dunk
  - ^ Jalen Graham had two dunks

## Highlights from the Gardner-Webb Win

- Arkansas used a 12-3 run to end the first half and a decisive 19-6 run in the second half to take an 86-68 victory over Gardner-Webb.
- Arkansas got off to a slow start, being down eight, 13-5, four minutes into the game and was down two, 31-29, with 5:24 left in the first half. Thanks to the spurt, Arkansas would shoot 51.7% from the field in the period while holding GWU to 37.1%.
- Arkansas had 15 blocked shots - five from Trevon Brazile and four from Makhi Mitchell.
- For the second-straight game, Khalif Battle scored a game-high 21 points off the bench to lead the Hogs in scoring.
- Brazile did not miss a shot from the field, going 4-of-4 overall (1-of-1 3PT), and led the tea, with seven rebounds.

## On the Mark

- Tramon Mark is on the Jerry West Shooting Guard of the Year watch list and is living up to the hype so far.
  - ^ He ranks 13th in the SEC in scoring (15.83), and is shooting 50% from the field to rank 10th in the league..
- Had then season-high 21-point effort versus UNC Greensboro, tying a career-high with nine FG made and playing a career-high 37:53 minutes despite rolling his ankle early in the game.
- THEN, missed a career-high by one point vs Stanford with 25 points, going a career-best 12-of-15 form the line.
- ^ Mark made a career-high four 3-pointers, going 4-of-6, in the season-opening win over Alcorn.

^ He is 23-of-40 (57.5%) shooting inside the 3-point line

## Brazile on Naismith National POY and Karl Malone Watch Lists

- Arkansas redshirt sophomore Trevon Brazile is 1 of 50 on the Jersey Mike's Naismith Player Of The Year watch list and 1 of 20 players on the initial Naismith Basketball Hall of Fame watch list for the 2024 Karl Malone Award.
- Brazile, who was voted preseason first team All-SEC, played just nine games last season before suffering a season-ending knee injury. He averaged 11.8 points, 6.0 rebounds and was the team's leading 3-point shooter at 37.9 percent (11-of-29). In his eight-plus games played, Brazile led the team in rebounding five times and blocked shots four times. He recorded his first two career double-doubles with 21 points and 12 rebounds versus North Dakota State and posting 13 and 10 versus South Dakota State. At the Maui Invitational, Brazile led Arkansas to an overtime win over San Diego State by scoring 20 points and grabbing nine rebounds. He scored 18 of his 20 after halftime, including 16 in the second half (4-of-7 FG • 3-of-4 3PT • 5-of-6 FT) and tied his career high with two steals, one coming with Arkansas down two with seven seconds left to set-up the game-tying basket. In his final full game played, Brazile scored 23 points in a win over San Jose State, making 8-of-9 shots from the field.

## Mark on Jerry West Watch List

- Arkansas junior Tramon Mark was one of 20 players on the initial Naismith Basketball Hall of Fame watch list for the 2024 Jerry West Award.
- Mark is in his first year at Arkansas after being at Houston for the past three seasons. He started all 37 games for the Cougars last year and helped Houston reach the NCAA Sweet 16 in 2023-24 and the Final Four in 2020-21. Last season, he finished fourth on the team with 10.1 points per game and added 4.9 rebounds per contest. Mark ranked 11th in the AAC with a 77.6 free throw percentage.
- Mark was teammates at Houston with last year's Jerry West Award winner Marcus Sasser. Arkansas will face six players on this year's initial Jerry West Award watch list including Jeremy Roach (Duke), Riley Kugel (Florida), LJ Cryer (Houston), Antonio Reeves (Kentucky), Fletcher Loyer (Purdue) and Santiago Vescovi (Tennessee).

## Davis Reaches Milestone, Nearing Two Others

- Davonte Davis scored 15 points versus Memphis to give him 1,001 for his 108-game Razorback career.**
- He became the 46th player to score 1,000 points in a Razorback uniform and the third in the Eric Musselman era, joining Mason Jones (1,146 points) and JD Notae (1,070 points).
- Davis has played **108 career games** and **is 23 games shy of entering the Razorback top 10** for game played. The record for games played is 139 by Lee Mayberry.
- Davis is **35 assists shy of entering the Razorback top 10**. He has 269 for his career and has averaged 84 assists per year his first three seasons.

## El Magnifico

- El Ellis led Arkansas to the win over Old Dominion, scoring 17 points with eight assists and zero turnovers.
  - Only had two first-half points with five assists
  - Scored 15 second-half points (6-of-8 FG • 1-of-1 3PT) with three assists.
- Ellis added 19 points all in the second half versus UNGC.
  - Granted he had a season-high 4 turnovers ... **BUT he had only committed a total of 4 turnovers in the first three games.**
- Ellis is second on the team in scoring (12.7 ppg) with a team-best 15 assists and just four turnovers.
- Ellis had a career-high six rebounds in the win over Gardner-Webb,

## Mitchell Doubles Up vs ODU

- Makhi Mitchell recorded his 11th career double-double – 3rd as a Razorback – by getting 15 points and 10 rebounds.
- Mitchell's 15 points tied his best point production as a Razorback and it was his 15th career game with double-digit rebounds.

## Brazile-iant

- Trevon Brazile has only missed eight shots from the field – 6 being 3-ppointers.
  - Brazile is 14-of-22 from the field overall ... **9-of-11 from 2-point range with six dunks** ... and 45% from 3PT (5-of-11)
  - He leads the team in rebounds (6.5 avg.)

## Razorbacks Return to Tulsa

- Arkansas will have its own SEC/Big 12 Challenge when the Razorbacks play the third game of the neutral-site series versus the Oklahoma Sooners – dubbed the Crimson and Cardinal Classic – on Dec. 9 at the BOK Center in Tulsa, Okla.
- The Sooners won the in meeting, 88-66, and Arkansas prevailed last season, 88-78.
- The overall Arkansas and Oklahoma series includes 30 games dating back to the 1938-39 season. Arkansas owns a 17-13 advantage in the series, including a 6-1 record when the teams play on a neutral court. The teams' only meetings in Tulsa have come as part of this recent series.

### ARKANSAS IN TULSA

- Arkansas is 11-18 all-time in in the city of Tulsa and 1-1 in Tulsa's BOK Center with two games versus Oklahoma the past two years.
- OTHER TIMES ARKANSAS HAS PLAYED I TULSA:
  - Is 9-15 all-time at the University of Tulsa.
  - Is 1-2 all-time at Oral Roberts.
  - Is 1-0 vs Oklahoma State at Tulsa's Mabee Center.

## Stats Lost.

- Gone is:
  - Consensus All-SEC pick Ricky Council IV: Team's leading scorer (#5 SEC) at 16.1 ppg & ranked 3rd in the NCAA in minutes played (34:08).
  - NBA Lottery pick Anthony Black who led the SEC in minutes (34:51) while ranking among the SEC top five in both steals and assists. In fact, he was the only player to rank among the SEC top 25 in points, rebounds, assists, steals and blocked shots.
  - NBA first-round pick Nick Smith Jr.: Ranked third on the team in scoring.
  - NBA second-round pick Jordan Walsh: 1 of 3 Razorbacks to play all 36 games.
- Of the **eight players not returning**, Arkansas:

^ Lost	1,698 pts	63.7%
^ Lost	676 rebs	53.1%
^ Lost	310 assists	67.1%
^ Lost	103 blocked shots	55.6%

## TEAM MISCELLANEOUS STATS

### RECORD BREAKDOWN

At Bud Walton Arena	2023-24: 3-1	Muss Era: 63-10
On The Road	2023-24: 0-0	Muss Era: 16-24
Neutral Site	2023-24: 1-1	Muss Era: 20-10
White "Razorback" Uni	2023-24: 2-0	Muss Era: 21-1 *
White "94 "Razorback" Uni	2023-24: 2-1	Muss Era: 25-8 !
White "Hog" Uni	2023-24: 0-0	Muss Era: 16-4
White "Arkansas" Uni	2023-24: 0-0	Muss Era: 8-1
White "Hog A" Uni	2023-24: 0-0	Muss Era: 3-1
White "Slobbering Hog" Uni	2023-24: 0-0	Muss Era: 0-1
Pink "Arkansas" Uni	2023-24: 0-0	Muss Era: 1-0
Cardinal "Arkansas" Uni	2023-24: 0-1	Muss Era: 10-16
Cardinal "Razorback" Uni	2023-24: 0-0	Muss Era: 2-3
Cardinal Camo "Arkansas" Uni	2023-24: 0-0	Muss Era: 4-0 ^^
Cardinal "Hog" Uni	2023-24: 0-0	Muss Era: 5-3 +
Cardinal "Arkansas Razorbacks" Uni	2023-24: 0-0	Muss Era: 1-1
Cardinal "Slobbering Hog" Uni	2023-24: 0-0	Muss Era: 1-1
Cardinal "94 "Razorback" Uni	2023-24: 0-0	Muss Era: 1-2 ~
Anthracite Uni	2023-24: 0-0	Muss Era: 1-2
* L at Vandy * ! L at Baylor * ~ home W vs Fla '23		
^ home W vs Fordham & Ole Miss '22-23 * + home W vs Tenn '22		

### GENERAL

When ARK controls tip	2023-24: 3-2	Muss Era: 65-21
When OPP controls tip	2023-24: 1-0	Muss Era: 34-23
When ARK scores first	2023-24: 2-1	Muss Era: 57-17
When OPP scores first	2023-24: 2-1	Muss Era: 42-27

### LEADS AND DEFICITS

Leading at the half	2023-24: 4-0	Muss Era: 76-9
• 2023-24: home: 3-0 / road: 0-0 / neutral 1-0		
Trailing at the half	2023-24: 0-2	Muss Era: 20-34
• 2023-24: home: 0-1 / road: 0-0 / neutral 0-1		
Tied at the half	2023-24: 0-0	Muss Era: 2-1
• 2023-24: home: 0-0 / road: 0-0 / neutral 0-0		
'23-24 W/ 5:00 left	Leading: 3-0   Trailing: 1-2   Tied: 0-0	
• Muss Era Leading: 87-6   Trailing: 10-36   Tied: 2-2		
'23-24 W/ 2:00 left	Leading: 3-0   Trailing: 0-2   Tied: 1-0	
• Muss Era Leading: 89-5   Trailing: 8-35   Tied: 2-4		

GMS decided by 1-to-5 pts	2023-24: 1-1	Muss Era: 20-17
GMS decided by 6-to-10 pts	2023-24: 1-1	Muss Era: 24-14
GMS decided by 11+ pts	2023-24: 2-0	Muss Era: 55-9
Overtime games	2023-24: 0-0	Muss Era: 5-3

### OFFENSE

Scoring less than 70 points	2023-24: 0-0	Muss Era: 19-20
Scoring 70-79 points	2023-24: 1-2	Muss Era: 37-18
Scoring 80-89 points	2023-24: 2-0	Muss Era: 27-6
Scoring 90-99 points	2023-24: 1-0	Muss Era: 13-0
Scoring 100+ points	2023-24: 0-0	Muss Era: 3-0
1-2 Hogs in Double Figures	2023-24: 0-0	Muss Era: 4-12
3 Hogs in Double Figures	2023-24: 2-0	Muss Era: 40-20
4 Hogs in Double Figures	2023-24: 1-2	Muss Era: 39-10
5-7 Hogs in Double Figures	2023-24: 1-0	Muss Era: 24-2
8+ Hogs in Double Figures	2023-24: 0-0	Muss Era: 1-0
At least 1 Hog Scores 20+	2023-24: 3-2	Muss Era: 48-22
2+ Hogs Score 20+	2023-24: 0-0	Muss Era: 19-9

SHOOTING PERCENTAGE	FG PCT	3FG PCT
50% or Better (Muss Era)	3-0 (31-2)	0-0 (7-1)
49.9% - 40% (Muss Era)	0-2 (54-28)	2-0 (16-5)
39.9% - 30% (Muss Era)	1-0 (14-13)	1-1 (32-17)
29.9% or Worse (Muss Era)	0-0 (0-1)	1-1 (44-21)

### REBOUNDING/TURNOVERS

Out-rebounding opponent	2023-24: 3-1	Muss Era: 60-10
Out-rebounded by opp.	2023-24: 0-1	Muss Era: 34-31
Rebounds are even	2023-24: 0-0	Muss Era: 4-3
Grabbing 10+ off reb	2023-24: 2-1	Muss Era: 52-25
Forcing 15+ turnovers	2023-24: 1-1	Muss Era: 52-21
Committing less than 15 TO	2023-24: 3-1	Muss Era: 73-22

### BY MONTH

In November	2023-24: 4-2	Muss Era: 25-3
In December	2023-24: 0-0	Muss Era: 20-5
In January	2023-24: 0-0	Muss Era: 18-16
In February	2023-24: 0-0	Muss Era: 20-11
In March	2023-24: 0-0	Muss Era: 16-9
In April	2023-24: 0-0	Muss Era: 0-0



## PLAYER MISCELLANEOUS STATS

### 20+ POINT SCORING GAMES

Player	19-20	20-21	21-22	22-23	23-24	Career
Battle	0	4	5 *	12	3	24
Brazile	-	-	0	3 *	0	3
Davenport	0	1	6	2	0	9
Davis	-	1	1	2	0	4
Ellis	JC	JC	2	13	0	15
Graham	0	0	0	1	0	1
Harris	RS	0	0	1	0	1
Mark	-	2	1 *	3	2	8

### 30+/40+ POINT SCORING GAMES

Player	19-20	20-21	21-22	22-23	23-24	Career
Battle	0/0	1/0	0/0 *	0/0	0/0	1/0
Ellis	JC	JC	0/0	2/0	0/0	2/0

### 1+/3+ THREE-POINTERS MADE IN A GAME

Player	19-20	20-21	21-22	22-23	23-24	Career
Battle	9/0	9/5	6/5 *	25/17	6/3	55/30
Brazile	-	-	10/0	5/3 *	6/0	21/3
Davenport	2/0	19/10	26/18	30/12	3/0	80/40
Davis	-	2/0	11/1	22/6	4/1	39/8
Ellis	JC	JC	21/6	26/10	4/0	51/16
Graham	0/0	0/0	1/0	0/0	0/0	1/0
Lawson	1/0	4/0	0/0	6/0	1/0	12/0
Mark	-	13/0	3/0 *	24/1	3/1	43/2
Mitchell	0	0	7/0	1/0	0/0	8/0
Pinion	-	-	-	7/2	1/0	8/2

### 5+ REBOUNDS IN A GAME

Player	19-20	20-21	21-22	22-23	23-24	Career
Battle	0	8	2 *	10	1	21
Brazile	-	-	16	6 *	5	27
Davenport	1	14	19	16	0	50
Davis	-	15	14	16	5	50
Ellis	JC	JC	3	2	1	6
Graham	6	9	11	7	1	34
Harris	RS	8	3	14	1	26
Lawson	10	5	3	16	1	35
Mark	-	8	0 *	22	1	31
Mitchell	3	4	20	19	2	48
Pinion	-	-	-	1	0	1

### 3+/5+ ASSISTS IN A GAME

Player	19-20	20-21	21-22	22-23	23-24	Career
Battle	1/0	5/2	0/0 *	6/1	0/0	12/3
Davenport	0/0	4/3	2/0	8/3	1/0	14/6
Davis	-	9/4	18/6	18/4	3/1	48/15
Ellis	JC	JC	7/1	25/15	4/1	36/17
Graham	2/0	0/0	8/2	1/0	0/0	11/2
Harris	RS	0/0	1/0	0/0	0/0	1/0
Lawson	6/2	1/1	0/0	2/0	0/0	9/3
Mark	-	9/2	4/0	10/4	1/0	24/6
Mitchell	0	0	5/2	4/0	0/0	9/2
Pinion	-	-	-	1/0	0/0	1/0

### 3+ BLOCKS IN A GAME

Player	19-20	20-21	21-22	22-23	23-24	Career
Brazile	-	-	5 *	1	2	8
Graham	2	4	2	1	0	9
Lawson	0	0	1	3	1	5
Mitchell	0	0	6	6	1	13

### 3+ STEALS IN A GAME

Player	19-20	20-21	21-22	22-23	23-24	Career
Battle	0	0	0 *	2	0	2
Blocker	-	-	-	-	1	1
Davenport	0	2	1	0	0	3
Davis	-	3	3	5	0	11
Ellis	JC	JC	0	3	0	3
Graham	1	0	2	0	0	3
Harris	RS	1	0	0	0	1
Lawson	0	0	0	1	0	1
Mark	-	4	1 *	3	1	9
Mitchell	0	0	2	4	0	6

### DUNKS

Player	19-20	20-21	21-22	22-23	23-24	Career
Battle	NA	NA	NA *	NA	1	1
Brazile	-	-	NA	12	8	20
Davenport	NA	NA	NA	NA	0	0
Davis	-	5	6	4	0	15
Ellis	JC	JC	NA	NA	1	1
Graham	NA	NA	NA	19	2	21
Harris	RS	NA	NA	NA	0	0
Lawson	NA	NA	NA	NA	0	0
Mark	-	NA	NA *	NA	0	0
Mitchell	NA	NA	NA	25	2	27
Pinion	-	-	-	2	1	3

### MOST IN A GAME 2023-24:

3 **Brazile** (Alcorn) 7 vs Alcorn

\* - Indicates played some games but redshirted that season

^ Lost 196 steals 64.9%

**HOWEVER**, if you add **FIVE RAZORBACK RETURNING PLAYERS** – Davonte Davis, Trevon Brazile, Makhi Mitchell, Jalen Graham and Joseph Pinion – with the **SIX TRANSFERS** – Khalif Battle, El Ellis, Tramon Mark, Jeremiah Davenport, Denijay Harris and Chandler Lawson – **They combine to bring the following totals from last year....**

^ "Return" ..... 3,135 Points  
 ^ "Return" ..... 1,485 Rebounds  
 ^ "Return" ..... 310 Assists  
 ^ "Return" ..... 136 Blocked Shots  
 ^ "Return" ..... 291 Steals

## Razorbacks Coming Off 3rd Straight Sweet 16

- For the third consecutive season, Arkansas reached the NCAA Sweet 16, including a pair of Elite 8 finishes.
- Arkansas, Houston, Gonzaga and UCLA are the only four schools to reach the Sweet 16 in each of the last three years.
- It was the Hogs 14th Sweet 16.
- It was the first time Arkansas has made three straight Sweet 16 appearances since earning three straight in 1994 (national champion), 1995 (national runner-up) and 1996 (Sweet 16).
- Arkansas' eight wins in the NCAA Tournament over the past three seasons were more NCAA wins than the program had experienced in the previous 25 seasons combined (7 dating back to 1996).

## 11 #ProHogs on NBA Rosters

- Arkansas had 11 players on NBA rosters including nine on the 15-man roster and two on two-way contracts.

^ 2023-24 season Patrick Beverley Anthony Black Ricky Council IV Daniel Gafford Isaiah Joe  
 Moses Moody Bobby Portis Nick Smith Jr Jordan Walsh Stanley Umude  
 Jaylin Williams

- The 11 players are the most Razorbacks that have been in the NBA in the same season. The previous best was nine players in the 1992-93 season and 1995-96 season.

^ 1992-93 season Scott Hastings Darrell Walker Alvin Robertson Joe Kleine Andrew Lang  
 Todd Day Oliver Miller Lee Mayberry Isaiah Morris  
 ^ 1995-96 season Alvin Robertson Joe Kleine Andrew Lang Todd Day Lee Mayberry  
 Oliver Miller Corey Beck Clint McDaniel Corliss Williamson

## RAZORBACK CLASS OF 2024



**ISAIAH ELOHIM**  
 6-6, 210, G  
 Kingston, N.Y. || Sierra Canyon (Calif.) HS  
 X @ElohimIsaiah • Instagram @isaiah\_elohim

Rivals	4 star	34 national	10 SG	NA
On3 Composite	4 star	41 national	10 SG	5 Calif.
247 Composite	4 star	41 national	10 SF	5 Calif.
247	4 star	42 national	10 SF	5 Calif.
On3	4 star	45 national	10 SG	7 Calif.
ESPN	4 star	53 national	18 SF	4 Calif.

- 1 of 50 on the 2023-24 Jersey Mike's Naismith Trophy Boy's High School Player of the Year Preseason 50 watch list.
- For the 2025 NBA Draft, NBADraftRoom.com has him #11 among the shooting guards and the #49 pick in the Draft.
- Ranked the 34th-best prospect in the country by Rivals and is the 12th-highest-rated Razorback recruit by 247Composite at #41 (sixth-highest in the Musselman era).
- Participated in the 2021, '22 and '23 Pangos All-American Camps.
- Participated in the 2022 and 2023 NBPA Top 100 camps and the 2023 Damian Lillard Formula Zero Elite Camp.
- As a junior, he missed some time due to injury but averaged 16 points, 5 rebounds, and 3 assists per game for Sierra Canyon ... Member of the 17U Paul George Elite on the Nike EYBL circuit.
- Was the Los Angeles Daily News 2021 Freshman of the Year ... Averaged 19.3 points (on 56.0% field goal shooting), 5.3 rebounds and 2.5 assists at Northridge (Calif.) Heritage Christian ... Led the Warriors to a 20-8 record and led the team in scoring ... Invited to the USA Men's U16 National Team mini-camp this spring.



**JALEN SHELLEY**  
 F || 6-9 || 185  
 Frisco, Texas || Link Academy (Mo.)  
 X @JalenShelley • Instagram @jalenshelley10

ESPN	4 star	43 national	14 SF	3 Texas
Rivals	4 star	46 national	14 SF	NA
247 Composite	4 star	53 national	13 SF	3 Mo.
On3 Composite	4 star	55 national	17 SF	3 Mo.
On3	4 star	63 national	22 SF	3 Mo.
247	4 star	65 national	18 SF	3 Mo.

- #43 on the 2024 Naismith Basketball Hall of Fame HoopHall Classic Elite Players list
- The ninth-highest-rated Razorback recruit by ESPN.com at #43 (sixth-highest in the Musselman era).
- In 2023, played in 21 games for Houston Hoops and Pro Skills on the Nike EYBL circuit ... Averaged 12.4 points, 5.5 rebounds and 2.0 assists ... At the Nike Peach Jam, averaged 10.2 points, 6.4 rebounds and 1.4 assists in five games.
- Attended Plano Prestonwood Christian HS as a junior and he helped lead them to a 26-6 record and win the TAPPS 6A state basketball championship ... Named first team 6A TAPPS All-State and second team All-Area by Dallas Morning News ... Averaged 18.3 points, 6.2 rebounds and 3.5 assists per game.
- As a sophomore and freshman, attended Frisco Lone Star HS ... Averaged 12.0 points and 4.6 rebounds as a sophomore.
- Also played wide receiver in football at Prestonwood and Frisco Lone Star.



## 2023-24 SEC PRESEASON HONORS

### FIRST TEAM ALL-SEC - MEDIA

Grant Nelson (Alabama)

#### TREVON BRAZILE (ARKANSAS)

Johni Broome (Auburn)

Justin Edwards (Kentucky)

Tolu Smith (Mississippi State)

Santiago Vescovi (Tennessee)

Wade Taylor IV (Texas A&M)

### SECOND TEAM ALL-SEC - MEDIA

Mark Sears (Alabama)

#### DAVONTE DAVIS (ARKANSAS)

Riley Kugel (Florida)

Antonio Reeves (Kentucky)

Zakai Zeigler (Tennessee)

### "OF THE YEAR" HONORS - MEDIA

Player of the Year: Wade Taylor IV (Texas A&M)

### TEAM FINISH - MEDIA

1. Tennessee

2. Texas A&M

#### 3. ARKANSAS

4. Kentucky

5. Alabama

6. Auburn

7. Mississippi State

8. Florida

9. Missouri

10. Ole Miss

11. Vanderbilt

12. Georgia

13. LSU

14. South Carolina

### FIRST TEAM ALL-SEC - COACHES

#### TREVON BRAZILE - ARKANSAS

Johni Broome - Auburn

Riley Kugel - Florida

Antonio Reeves - Kentucky

Tolu Smith - Mississippi State

Santiago Vescovi - Tennessee

Zakai Zeigler - Tennessee

Wade Taylor IV - Texas A&M

### SECOND TEAM ALL-SEC - COACHES

Grant Nelson - Alabama

Mark Sears - Alabama

#### DAVONTE DAVIS - ARKANSAS

Justin Edwards - Kentucky

Matthew Murrell - Ole Miss

Josiah-Jordan James - Tennessee

Tyrece Radford - Texas A&M

Tyrin Lawrence - Vanderbilt

## ARKANSAS IN 2023-24 RANKINGS

THRU GAMES OF WED - NOV 22



### TEAM IN THE NCAA/SEC

	NCAA	SEC	NO.
Assist/Turnover Ratio (351 ranked)	118	8	1.26
Assists Per Game (351 ranked)	182	10	13.2
<b>Bench Points per game (351 ranked)</b>	<b>34</b>	<b>4</b>	<b>33.75</b>
<b>Blocks Per Game (351 ranked)</b>	<b>2</b>	<b>1</b>	<b>7.8</b>
<b>Effective FG pct (351 ranked)</b>	<b>58</b>	<b>3</b>	<b>0.559</b>
Fastbreak Points (351 ranked)	79	4	14.25
<b>Field Goal Percentage (351 ranked)</b>	<b>59</b>	<b>3</b>	<b>49.1</b>
Field Goal Percentage Defense (351 ranked)	155	10	41.1
Fouls Per Game (351 ranked)	260	12	19
<b>Free Throw Attempts Per Game (351 ranked)</b>	<b>4</b>	<b>2</b>	<b>30.5</b>
Free Throw Percentage (351 ranked)	239	13	67.2
<b>Free Throws Made Per Game (351 ranked)</b>	<b>13</b>	<b>2</b>	<b>20.5</b>
Rebound Margin (351 ranked)	127	8	4.5
<b>Rebounds (Defensive) Per Game (351 ranked)</b>	<b>44</b>	<b>3</b>	<b>30</b>
Rebounds (Offensive) Per Game (351 ranked)	294	13	8.75
Rebounds Per Game (351 ranked)	146	7	38.75
Scoring Defense (351 ranked)	189	12	70.5
Scoring Margin (351 ranked)	90	7	13.8
Scoring Offense (351 ranked)	60	4	84.2
Steals Per Game (351 ranked)	289	13	5.2
Three Point Attempts Per Game (351 ranked)	176	9	22.5
Three Point Percentage (351 ranked)	135	7	34.4
Three Point Percentage Defense (351 ranked)	286	12	36.2
Three Pointers Per Game (351 ranked)	160	9	7.8
Turnover Margin (351 ranked)	166	8	1
Turnovers Forced Per Game (351 ranked)	263	11	11.5
Turnovers Per Game (351 ranked)	75	5	10.5
Winning Percentage (333 ranked)	79	7	75

### RAZORBACKS IN THE NCAA/SEC

	PLAYER	NCAA	SEC	NO.
Assist/Turnover Ratio (346 ranked)	El Ellis	218	11	1.88
Assists (317 ranked)	El Ellis	209	9	15
Assists Per Game (341 ranked)	El Ellis	191	9	3.8
	Davonte Davis	341	15	3
<b>Blocks (284 ranked)</b>	<b>Trevon Brazile</b>	<b>16</b>	<b>1</b>	<b>11</b>
	Makhi Mitchell	119	10	6
	Jeremiah Davenport	284	15	4
	Baye Fall	284	15	4
<b>Blocks Per Game (266 ranked)</b>	<b>Trevon Brazile</b>	<b>15</b>	<b>1</b>	<b>2.75</b>
	Makhi Mitchell	121	9	1.5
	Jeremiah Davenport	266	13	1
<b>Double Doubles (76 ranked)</b>	<b>Makhi Mitchell</b>	<b>76</b>	<b>4</b>	<b>1</b>
Field Goal Attempts (342 ranked)	--			
Field Goal Percentage (349 ranked)	Tramon Mark	134	6	54.8
	El Ellis	171	9	52.6
Field Goals (300 ranked)	Tramon Mark	257	10	23
<b>Free Throw Attempts (322 ranked)</b>	<b>Khalif Battle</b>	<b>30</b>	<b>2</b>	<b>33</b>
Free Throw Percentage (345 ranked)	Khalif Battle	252	14	81.8
<b>Free Throws (336 ranked)</b>	<b>Khalif Battle</b>	<b>24</b>	<b>3</b>	<b>27</b>
Minutes Per Game (349 ranked)	Davonte Davis	349	10	30:27
Points (335 ranked)	Khalif Battle	252	14	66
Points Per Game (347 ranked)	Khalif Battle	195	9	16.5
Rebounds (343 ranked)	Trevon Brazile	343	18	26
Rebounds (Defensive) Per Game (350 ranked)	Trevon Brazile	236	15	5
Rebounds (Offensive) Per Game (349 ranked)	--			
Rebounds Per Game (335 ranked)	Trevon Brazile	305	18	6.5
Steals (341 ranked)	--			
Steals Per Game (348 ranked)	--			
Three Point Attempts (338 ranked)	--			
Three Point Percentage (165 ranked)	--			
Three Pointers Per Game (257 ranked)	Khalif Battle	197	8	2.25
Total 3-point FGM (298 ranked)	Khalif Battle	221	9	9
Triple Doubles (1 ranked)	--			



### ERIC MUSSELMAN LIVE RADIO SHOW

Once again, there will be 12 Arkansas basketball radio shows, all starting at 7 pm, at Sassy's Red House (Shows 1-2) Sassy's BBQ and Grille (Shows 3-12).

Monday, Oct. 30  
Tuesday, Nov. 7  
Tuesday, Nov. 14  
**Monday, Nov. 27**  
Monday, Dec. 11  
Monday, Dec. 18

Monday, Jan. 8  
Monday, Jan. 22  
Monday, Jan. 29  
Monday, Feb. 5  
Monday, Feb. 12  
Monday, Mar. 4



### COURTSIDE WITH ERIC MUSSELMAN

There will be 10, 30-minute TV shows featuring head coach Eric Musselman and Chuck Barrett. Each show will air on Sunday as well as on HOGS+ Please check local listings for times and channels in your area.

Sunday, Jan. 7  
Sunday, Jan. 14  
Sunday, Jan. 21  
Sunday, Jan. 28  
Sunday, Feb. 4  
Sunday, Feb. 11  
Sunday, Feb. 18  
Sunday, Feb. 25  
Sunday, Mar. 3  
Sunday, Mar 10



# 2022-23 SEC STANDINGS

Thru Nov 23, 2023



	SEC	PCT.	HOME	AWAY	OVERALL	PCT.	HOME	ROAD	NEUTRAL	STRK
Alabama	--	--	-	-	4-0	1.000	4-0	0-0	0-0	W4
Ole Miss	--	--	-	-	5-0	1.000	4-0	1-0	0-0	W5
Mississippi State	--	--	-	-	5-0	1.000	2-0	0-0	3-0	W5
South Carolina	--	--	-	-	5-0	1.000	2-0	0-0	3-0	W5
Texas A&M	--	--	-	-	5-0	1.000	2-0	2-0	1-0	W5
Auburn	--	--	-	-	4-1	.800	2-0	0-0	2-1	W4
Florida	--	--	-	-	4-1	.800	3-0	0-0	1-1	W2
Kentucky	--	--	-	-	4-1	.800	4-0	0-0	0-1	W2
Arkansas	--	--	-	-	4-2	.667	3-1	0-0	1-1	L1
Missouri	--	--	-	-	4-2	.667	3-2	1-0	0-0	W1
Tennessee	--	--	-	-	4-2	.667	2-0	1-0	1-2	L2
LSU	--	--	-	-	3-2	.600	1-1	0-0	2-1	W2
Vanderbilt	--	--	-	-	3-2	.600	3-1	0-0	0-1	L1
Georgia	--	--	-	-	2-3	.400	2-0	0-0	0-3	L2

## AP (NOV. 20)

1	Kansas (52)	3-0	1508
2	Purdue (5)	3-0	1440
3	Arizona (3)	5-0	1364
4	Marquette	3-0	1316
5	UConn (1)	4-0	1299
6	Houston	6-0	1191
7	<b>TENNESSEE</b>	<b>3-0</b>	<b>1136</b>
8	Creighton	4-0	1119
9	<b>DUKE</b>	<b>3-1</b>	<b>1084</b>
10	Miami (FL)	5-0	920
11	Gonzaga	2-0	902
12	<b>TEXAS A&amp;M</b>	<b>4-0</b>	<b>867</b>
13	Baylor	4-0	774
14	<b>NORTH CAROLINA</b>	<b>3-0</b>	<b>655</b>
15	Texas	4-0	650
16	<b>KENTUCKY</b>	<b>3-1</b>	<b>617</b>
17	<b>ALABAMA</b>	<b>4-0</b>	<b>516</b>
18	Colorado	3-0	241
19	Florida Atlantic	2-1	229
20	<b>ARKANSAS</b>	<b>3-1</b>	<b>224</b>
21	Michigan State	3-2	222
22	James Madison	4-0	217
23	Southern California	3-1	165
24	Virginia	4-0	164
25	<b>MISSISSIPPI STATE</b>	<b>5-0</b>	<b>163</b>

## COACHES (NOV. 20)

1	Kansas (25)	3-0	789
2	Purdue (5)	3-0	757
3	Arizona (2)	5-0	719
4	UConn	4-0	668
5	Marquette	3-0	664
6	Houston	6-0	651
7	Creighton	4-0	593
8	<b>TENNESSEE</b>	<b>3-0</b>	<b>584</b>
9	<b>DUKE</b>	<b>3-1</b>	<b>541</b>
10	Gonzaga	2-0	470
11	Miami (FL)	5-0	469
12	Baylor	4-0	435
13	<b>TEXAS A&amp;M</b>	<b>4-0</b>	<b>432</b>
14	<b>NORTH CAROLINA</b>	<b>3-0</b>	<b>321</b>
15	<b>ALABAMA</b>	<b>4-0</b>	<b>318</b>
16	<b>KENTUCKY</b>	<b>3-1</b>	<b>278</b>
17	Texas	4-0	255
18	Virginia	4-0	162
19	Michigan State	3-2	160
20	Florida Atlantic	2-1	126
21	Colorado	3-0	119
22	Illinois	4-1	102
23	<b>MEMPHIS</b>	<b>3-0</b>	<b>101</b>
24	UCLA	3-0	98
25	<b>MISSISSIPPI STATE</b>	<b>5-0</b>	<b>89</b>

RECEIVING VOTES: **MEMPHIS 149**, BYU 138, Illinois 138, San Diego St. 77, UCLA 75, TCU 69, Iowa St. 67, **VILLANOVA 44**, **AUBURN 28**, Clemson 12, **OKLAHOMA 10**, Princeton 10, **MICHIGAN 10**, Liberty 7, **SOUTH CAROLINA 3**, Chattanooga 2, Nevada 1, Drake 1, Colorado St. 1.

RECEIVING VOTES: **ARKANSAS 83**; USC 75; James Madison 60; **VILLANOVA 50**; TCU 40; Iowa State 35; San Diego State 30; Clemson 30; **AUBURN 29**; BYU 27; Nevada 12; Princeton 11; **SOUTH CAROLINA 7**; Oregon 2; Liberty 2; Kansas State 2; **FLORIDA 2**; North Carolina State 1; Iowa 1.

## SEC SCHEDULE

FRIDAY, NOVEMBER 24	TV	TIME (CT)
#15 Texas A&M vs. FAU (Kissimme)	ESPN2	11:00 am
<b>#20 ARK vs. #14 UNC (Atlantis)</b>	<b>ESPN2</b>	<b>Noon</b>
Nicholls St. at Mississippi St.	SEC+	1:00 pm
Winthrop at Georgia	SEC+	4:00 pm
Florida vs. #13 Baylor (Brooklyn)	ESPN	4:30 pm
#17 Alabama vs. Ohio St. (Niceville)	CBSSN	6:00 pm
Marshall at #16 Kentucky	SEC	6:00 pm
North Florida at LSU	SEC+	7:00 pm

SATURDAY, NOVEMBER 25	TV	TIME (CT)
Loyola Maryland at Missouri	SEC+	11:00 am
#17 Bama vs. Ore./Santa Clara (Niceville)	CBSSN	3:00 pm

SUNDAY, NOVEMBER 26	TV	TIME (CT)
#15 Texas A&M vs. TBD (Kissimme)	TBD	TBD

## HOGS RANKING BY WEEK

WEEK	AP	COACH	NET
Preseason	<b>14</b>	<b>14</b>	No Poll
Nov. 13	<b>14</b>	<b>14</b>	No Poll
Nov. 20	<b>20</b>	<b>RV (#26)</b>	No Poll
Nov. 27			
Dec. 4			
Dec. 11			
Dec. 18			
Dec. 25			
Jan. 1			
Jan. 8			
Jan. 15			
Jan. 22			
Jan. 29			
Feb. 5			
Feb. 12			
Feb. 19			
Feb. 26			
Mar. 5			
Mar. 12			
Mar. 19			
Mar. 26			
Apr. 2			
Apr. 9			
Apr. 16			
Apr. 23			
Apr. 30			
May 7			
May 14			
May 21			
May 28			
Jun 4			
Jun 11			
Jun 18			
Jun 25			
Jul 2			
Jul 9			
Jul 16			
Jul 23			
Jul 30			
Aug 6			
Aug 13			
Aug 20			
Aug 27			
Sep 3			
Sep 10			
Sep 17			
Sep 24			
Oct 1			
Oct 8			
Oct 15			
Oct 22			
Oct 29			
Nov 5			
Nov 12			
Nov 19			
Nov 26			
Dec 3			
Dec 10			
Dec 17			
Dec 24			
Jan 1			
Jan 8			
Jan 15			
Jan 22			
Jan 29			
Feb 5			
Feb 12			
Feb 19			
Feb 26			
Mar 5			
Mar 12			
Mar 19			
Mar 26			
Apr 2			
Apr 9			
Apr 16			
Apr 23			
Apr 30			
May 7			
May 14			
May 21			
May 28			
Jun 4			
Jun 11			
Jun 18			
Jun 25			
Jul 2			
Jul 9			
Jul 16			
Jul 23			
Jul 30			
Aug 6			
Aug 13			
Aug 20			
Aug 27			
Sep 3			
Sep 10			
Sep 17			
Sep 24			
Oct 1			
Oct 8			
Oct 15			
Oct 22			
Oct 29			
Nov 5			
Nov 12			
Nov 19			
Nov 26			
Dec 3			
Dec 10			
Dec 17			
Dec 24			
Jan 1			
Jan 8			
Jan 15			
Jan 22			
Jan 29			
Feb 5			
Feb 12			
Feb 19			
Feb 26			
Mar 5			
Mar 12			
Mar 19			
Mar 26			
Apr 2			
Apr 9			
Apr 16			
Apr 23			
Apr 30			
May 7			
May 14			
May 21			
May 28			
Jun 4			
Jun 11			
Jun 18			
Jun 25			
Jul 2			
Jul 9			
Jul 16			
Jul 23			
Jul 30			
Aug 6			
Aug 13			
Aug 20			
Aug 27			
Sep 3			
Sep 10			
Sep 17			
Sep 24			
Oct 1			
Oct 8			
Oct 15			
Oct 22			
Oct 29			
Nov 5			
Nov 12			
Nov 19			
Nov 26			
Dec 3			
Dec 10			
Dec 17			
Dec 24			
Jan 1			
Jan 8			
Jan 15			
Jan 22			
Jan 29			
Feb 5			
Feb 12			
Feb 19			
Feb 26			
Mar 5			
Mar 12			
Mar 19			
Mar 26			
Apr 2			
Apr 9			
Apr 16			
Apr 23			
Apr 30			
May 7			
May 14			
May 21			
May 28			
Jun 4			
Jun 11			
Jun 18			
Jun 25			
Jul 2			
Jul 9			
Jul 16			
Jul 23			
Jul 30			
Aug 6			
Aug 13			
Aug 20			
Aug 27			
Sep 3			
Sep 10			
Sep 17			
Sep 24			
Oct 1			
Oct 8			
Oct 15			
Oct 22			
Oct 29			
Nov 5			
Nov 12			
Nov 19			
Nov 26			
Dec 3			
Dec 10			
Dec 17			
Dec 24			
Jan 1			
Jan 8			
Jan 15			
Jan 22			
Jan 29			
Feb 5			
Feb 12			
Feb 19			
Feb 26			
Mar 5			
Mar 12			
Mar 19			
Mar 26			
Apr 2			
Apr 9			
Apr 16			
Apr 23			
Apr 30			
May 7			
May 14			
May 21			
May 28			
Jun 4			
Jun 11			
Jun 18			
Jun 25			
Jul 2			
Jul 9			
Jul 16			
Jul 23			
Jul 30			
Aug 6			
Aug 13			
Aug 20			
Aug 27			
Sep 3			
Sep 10			
Sep 17			
Sep 24			
Oct 1			
Oct 8			
Oct 15			
Oct 22			
Oct 29			
Nov 5			
Nov 12			
Nov 19			
Nov 26			
Dec 3			
Dec 10			
Dec 17			
Dec 24			
Jan 1			
Jan 8			
Jan 15			
Jan 22			
Jan 29			
Feb 5			
Feb 12			
Feb 19			
Feb 26			
Mar 5			
Mar 12			
Mar 19			
Mar 26			
Apr 2			
Apr 9			
Apr 16			
Apr 23			
Apr 30			
May 7			
May 14			
May 21			
May 28			
Jun 4			
Jun 11			
Jun 18			
Jun 25			
Jul 2			
Jul 9			
Jul 16			
Jul 23			
Jul 30			
Aug 6			
Aug 13			
Aug 20			
Aug 27			
Sep 3			
Sep 10			
Sep 17			
Sep 24			
Oct 1			
Oct 8			
Oct 15			
Oct 22			
Oct 29			
Nov 5			
Nov 12			
Nov 19			
Nov 26			
Dec 3			



# VERSUS 2023-24 OPPONENTS

## NON-CONFERENCE

School	Gms	Series Record	H	A	N	Last Meeting
Abilene Christian	1	Arkansas Leads, 1-0	1-0	--	--	H - W, 85-72 (12/20/20)
Alcorn State	6	Arkansas Leads, 6-0	6-0	--	--	H - W, 93-59 (11/06/23)
Duke	4	Series Tied, 2-2	--	--	2-2	N - L, 78-69 (03/26/22) @ SF
Furman		• FIRST MEETING •				
Gardner-Webb	3	Arkansas Leads, 3-0	3-0	--	--	H - W, 86-68 (11/10/23)
Lipscomb	2	Arkansas Leads, 2-0	2-0	--	--	H - W, 86-50 (12/05/20)
Memphis	22	Series Tied, 11-11	5-1	4-5	2-5	N - L, 84-79 (11/23/23)
Oklahoma	30	Arkansas Leads, 19-13	8-5	3-7	6-1	N - W, 88-78 (12/10/22) @Tulsa
North Carolina	11	Arkansas Trails, 3-7	0-0	0-0	3-7	N, L, 87-68 (11/24/17) @Portland
UNC Greensboro	3	Arkansas Leads, 2-1	2-1	--	--	H - L, 78-72 (11/17/23)
UNC Wilmington		• FIRST MEETING •				
Old Dominion	1	Arkansas Leads, 1-0	1-0	0-0	0-0	H - W, 86-77 (11/13/23)
Stanford	3	Arkansas Trails 1-2	--	--	1-2	N - W, 77-74 2OT (11/23/23) @Bahamas

## SOUTHEASTERN CONFERENCE

School	Gms	Series Record	H	A	N	Last Meeting
Alabama	68	Arkansas Leads, 36-32	20-7	8-23	8-2	A - L, 86-83 (02/25/23)
• SEC Only	58	Series Tied, 29-29	20-7	8-21	1-1	
Auburn	59	Arkansas Leads, 38-21	23-5	13-15	2-1	N - W, 76-73 (03/09/23)
• SEC Only	58	Arkansas Leads, 38-20	23-5	13-15	2-0	
Florida	41	Arkansas Trails, 15-26	10-7	3-14	2-5	H - W, 84-65 (02/18/23)
• SEC Only	SAME					
Georgia	42	Arkansas Leads, 26-16	13-3	6-10	6-3	H - W, 97-65 (02/22/23)
• SEC Only	SAME					
Kentucky	48	Arkansas Trails, 14-34	8-9	5-15	1-10	H - L, 88-79 (03/04/23)
• SEC Only	43	Arkansas Trails, 14-29	8-9	5-13	1-8	
LSU	77	Arkansas Leads, 42-35	23-8	13-20	6-7	H - W, 60-40 (01/24/23)
• SEC Only	68	Arkansas Leads, 38-30	23-8	12-19	3-3	
Ole Miss	85	Arkansas Leads, 52-33	18-11	10-20	24-2	H - W, 67-57 (01/21/23)
• SEC Only	56	Arkansas Leads, 30-27	18-10	10-18	1-0	
Mississippi State	68	Arkansas Leads, 35-33	23-9	7-23	5-1	H - L, 70-64 (02/11/23)
• SEC Only	59	Arkansas Leads, 30-29	22-8	6-21	2-0	
Missouri	60	Arkansas Leads, 33-27	19-10	12-17	2-0	A - L, 76-79 (01/18/23)
• SEC Only	23	Arkansas Leads, 14-9	9-2	4-7	1-0	
South Carolina	38	Arkansas Leads, 23-15	12-5	8-8	3-2	A - W, 65-63 (02/04/23)
• SEC Only	SAME					
Tennessee	47	Arkansas Trails, 22-25	12-4	4-16	6-5	A - L, 75-57 (02/28/23)
• SEC Only	43	Arkansas Trails, 19-24	12-4	4-16	3-4	
Texas A&M	167	Arkansas Leads, 106-61	61-15	38-40	7-6	N - L, 67-61 (02/10/23)
• SEC Only	21	Arkansas Leads 11-10	9-1	2-7	0-2	
Vanderbilt	43	Arkansas Leads, 29-14	16-4	8-9	5-1	A - L, 97-84 (01/14/23)
• SEC Only	41	Arkansas Leads 28-13	15-4	8-8	5-1	

## AT THE SEC TOURNEY

Overall: ..... 30-30  
 1st Rd: ..... 4-10  
 2nd Rd: ..... 2-2  
 Quarterfinal: ..... 16-3  
 Semifinal: ..... 7-9  
 Final: ..... 1-6

## RECORD BY OPPONENT

Opponent	Record	Last Meeting
Alabama	1-1	1995, W, 69-58 (Semis)
Auburn	2-0	2023, W, 76-73 (2nd)
Florida	2-5	2019, L, 66-50 (2nd)
Georgia	6-3	2015, W, 60-49 (Semis)
Kentucky	1-9	2017, L, 82-65 (Final)
LSU	3-3	2022, W, 79-67 (Semis)
Ole Miss	1-0	2017, W, 73-72 (Quart)
Mississippi State	2-0	2007, W, 81-72 (Semis)
Missouri	1-0	2021, W, 70-64 (Quart)
South Carolina	3-2	2018, W, 69-64 (2nd)
Tennessee	3-4	2018, L, 84-66 (Semis)
Texas A&M	0-2	2023, L, 67-61 (Quart)
Vanderbilt	5-1	2020, W, 86-73 (1st)

## AT THE NCAA TOURNEY

Overall: ..... 50-35  
 1st Rd: ..... 19-8  
 2nd Rd: ..... 12-10  
 Sweet 16: ..... 8-6  
 Elite 8: ..... 6-5  
 Final Four: ..... 2-4  
 Championship: ..... 1-1  
 - Regional/Final Consolations: ..... 2-1

## RECORD BY OPPONENT

Opponent	Record	Last Meeting
Alabama	1-0	1991, W, 93-70 (Sweet 16)
Arizona	1-0	1994, W, 91-82 (Final 4)
Arizona State	1-0	1991, W, 91-90 (2nd)
Baylor	0-1	2021, L, 81-72 (Elite 8)
Bucknell	0-1	2006, L, 59-55 (1st)
Butler	0-1	2018, L, 79-62 (1st)
Cal St-Fullerton	1-0	1979, W, 61-58 (Elite 8)
Cincinnati	0-1	1958, L, 97-62 (Final 4 con)
Colgate	1-0	2021, W, 85-68 (1st)
Connecticut	0-1	2023, L, 88-65 (Sweet 16)
Dayton	1-0	1990, W, 86-84 (2nd)
Duke	1-2	2022, L, 78-69 (Elite 8)
Georgetown	1-1	2001, L, 63-61 (1st)
Georgia State	1-0	1991, W, 117-76 (1st)
Gonzaga	1-0	2022, W, 74-68 (Sweet 16)
Holy Cross	1-0	1993, W, 94-64 (1st)
Illinois	1-0	2023, W, 73-74 (1st)
Indiana	1-0	2008, W, 86-72 (1st)
Indiana State	0-1	1979, L, 73-71 (Elite 8)
Iowa	1-1	1999, L, 82-72 (2nd)
Kansas	1-1	2023, W, 72-71 (2nd)
Kansas State	0-2	1982, L, 65-64 (2nd)
Kentucky	0-1	1979, L, 64-59 (Final 4)
LSU	0-1	1981, L, 75-56 (Sweet 16)
Louisville	2-2	1989, L, 93-74 (2nd)
Loyola-Marymount	1-0	1989, W, 120-101 (1st)
Marquette	1-0	1996, W, 65-56 (2nd)
UMass	0-1	1996, L, 79-63 (Sweet 16)
Memphis	1-1	1995, W, 96-91 OT (Sweet 16)
Mercer	1-0	1981, W, 73-67 (1st)
Miami (Fla.)	0-1	2000, L, 75-71 (1st)
Michigan	1-0	1994, W, 76-68 (Elite 8)

2023-24

# #PROHOGS

44	NBA Draft Selections	16	All-Star Game Appearances	14	All-Defensive Team Honors
----	----------------------	----	---------------------------	----	---------------------------



**PATRICK BEVERLEY**  
 • 11th Year in NBA  
 • 3x NBA All-Defensive Team  
 • 2009 - 2nd RD/42nd overall



**ANTHONY BLACK**  
 • 1st Year in NBA  
 • T2nd Highest Hog NBA Pick  
 • 2023 - 1st RD/6th overall



**RICKY COUNCIL IV**  
 • 1st Year in NBA  
 • 2023-24 2-Way Free Agent



**DANIEL GAFFORD**  
 • 5th Year in NBA  
 • 2019 - 2nd RD/38th overall



**ISAIAH JOE**  
 • 4th Year in NBA  
 • 2020 - 2nd RD/49th overall



**MOSES MOODY**  
 • 3rd Year in NBA  
 • 1st Hog to be "1 & Done"  
 • 2021 - 1st RD/14th Pick  
 • 2022 NBA Champion



**BOBBY PORTIS**  
 • 9th Year in NBA  
 • 2021 NBA Champion  
 • 2015 - 1st RD/22nd overall  
 • 2023 Team USA Member



**NICK SMITH JR.**  
 • 1st Year in NBA  
 • 2023 - 1st RD/27th overall



**JORDAN WALSH**  
 • 1st Year in NBA  
 • 2023 - 2nd RD/38th overall



**STANLEY UMUDE**  
 • 2nd Year in NBA  
 • 2022-23 Free Agent  
 • 2023-24 Two-Way Contract



**JAYLIN WILLIAMS**  
 • 1st Year in NBA  
 • 2022 - 2nd RD/34th overall

15	First Round Draft Picks	7	All-NBA Selections	6	NBA Champions
----	-------------------------	---	--------------------	---	---------------

## PROHOGS AROUND THE WORLD

Adrio Bailey #	BK Redstone Olomoucko (Czech)
Jaylen Barford	Lokomotiv (Russia)
Coty Clarke	Nagoya DD (Japan)
Jabril Durham	Start Lublin (Poland)
Courtney Fortson	Karhubasket (Finland)
Dusty Hannahs	Ironi Nes Ziona B.C. (Israel)
Delvon Johnson	Usti n/Labem (Czech Republic)
Joe Johnson	Triplets (USA BIG3)
Kamani Johnson #	Pacific Caesar (Indonesia)
Mason Jones #	Dağca Basketbol (Turkey)
Chris Lykes #	Denain Voltaire (France)
Daryl Macon	Shenzhen Leopards (China)
Rashad Madden	E.Netanya (Israel)
JD Notae #	Pallacanestro Trapani (Italy)
Michael Qualls	Metros (Dominican Republic)
Justin Smith #	Hapoel Holon B.C. (Israel)
Dustin Thomas	Szolnok (Hungary)
Trey Wade #	Start Lublin (Poland)
Jimmy Whitt #	Halcones de Obregon (Mexico)
Jalen Tate #	Hapoel Tel Aviv (Israel)
Charles Thomas	Olimpia Kings (Paraguay)
Au'Diese Toney #	Grand Rapids (G League)
Sonny Weems	Shanxi Loongs (China)
# - Played for Eric Musselman	





## ERIC MUSSELMAN

### ARKANSAS HEAD COACH

#### San Diego, 1987

99-44 • 5th year as Arkansas head coach  
209-78 • 9th year as collegiate head coach  
503-291 • 14 seasons as professional head coach

- 1996 USBL Coach of the Year
- 2003 NBA Coach of the Year Runner-Up
- 2012 NBA D-League Coach of the Year
- 2016 Bleacher Report's Mountain West Coach of the Year
- 2017 USBWA District VIII Coach of the Year
- 2018 USBWA District VIII Coach of the Year
- 2018 NABC District 17 Coach of the Year
- 2018 Mountain West Coach of the Year
- 2021 Jim Phelan Coach of the Year Finalist
- 2021 Werner Ladder Naismith Coach of the Year Semifinalist
- 2021 Basketball Times Midlands District Coach of the Year

### COLLEGIATE HEAD COACHING RECORD

Year	Overall	Conf	Finish	Conf Tour	NCAA/CBI Postseason	Final/Rank
2015-16	24-14	10-8	MW (T-4th)	1-1	5-1 • CBI Champion	--/--
2016-17	28-7	14-4	MW (1st)	3-0 *	0-1 • #12 seed NCAA 1st Rd	--/--
2017-18	29-8	15-3	MW (1st)	1-1	2-1 • #7 seed NCAA Sweet 16	24/20
2018-19	29-5	15-3	MW (1st)	1-1	0-1 • #7 seed NCAA 1st Rd	20/23
2019-20	20-12	7-11	SEC (T-10th)	1-0 +	Canceled	--/--
2020-21	25-7	13-4	SEC (2nd)	1-1	3-1 • #3 seed NCAA Elite 8	10/6
2021-22	28-9	13-5	SEC (4th)	1-1	3-1 • #4 seed NCAA Elite 8	17/8
2022-23	22-14	8-10	SEC (T-9th)	1-1	2-1 • #8 seed NCAA Sweet 16	--/21
2023-24	4-2	0-0				

**Total** 209-78 95-48 10-6 15-7 (10-6 NCAA / 5-1 CBI)

\* - Tournament champion / + - SEC Tourney canceled after Rd 1 due to COVID

## MUSSELMAN'S CAREER AS HEAD COACH

NOTE: Professional basketball **DOES NOT** count postseason toward season W-L record nor to head coach W-L record

Year	Team	League	Record	Note for the Season	Reg. Season Div./Conf. Finish	Postseason
1989-90	Rapid City	CBA	42-14	<b>MOST WINS IN CBA</b>	1st National Conf.	Finals (8-8) *
1991-92	Rapid City	CBA	37-19	<b>2nd-most wins in CBA</b>	1st National Conf.	Finals (9-7) *
1992-93	Rapid City	CBA	44-12	<b>MOST WINS IN CBA</b>	1st National Conf.	Conf. Finals (5-3) *
1993-94	Rapid City	CBA	37-19	<b>MOST WINS IN CBA</b>	1st National Conf.	Conf. Finals (5-5) *
1994-95	Rapid City	CBA	31-25	6th-most wins in CBA	5th National Conf.	Conf. 1st Rd (0-2) *
1995-96	Florida	CBA	41-15	<b>MOST WINS IN CBA</b>	1st National Conf.	Conf. Finals (5-3) *
1996-97	Florida	CBA	38-18	<b>2nd-most wins in CBA</b>	1st American Conf.	Finals (7-6) *
1995	Florida	USBL	25-2	<b>MOST WINS IN USBL</b>	1st Overall	Champion (1-0) *
1996	Florida	USBL	28-1	<b>MOST WINS IN USBL</b>	1st Southern Div.	Champion (3-0) *
2002-03	Golden State	NBA	38-44	6th Pacific Division	11th Western Conf.	--
2003-04	Golden State	NBA	37-45	14th Pacific Division	11th Western Conf.	--
2006-07	Sacramento	NBA	33-49	5th Pacific Division	11th Western Conf.	--
2010-11	Reno	D-League	34-16	<b>2nd-most wins in NBADL</b>	1st Western Conf.	Semifinals (2-3) *
2011-12	Los Angeles	D-League	38-12	<b>MOST WINS IN NBADL</b>	1st Western Conf.	Finals (5-2) *
2015-16	Nevada	NCAA	24-14	<b>Led NCAA in FT Made</b>	T-4th Mountain West	CBI Champion (5-1)
2016-17	Nevada	NCAA	28-7	NCAA: 13th FTA & A-T/O ratio	1st Mountain West	#12 seed - NCAA 1st Rd (0-1)
2017-18	Nevada	NCAA	29-8	NCAA: 2nd A-T/O/9th FTM	1st Mountain West	#7 seed - NCAA Sweet 16 (2-1)
2018-19	Nevada	NCAA	29-5	9th in NCAA in Scoring Margin	1st Mountain West	#7 seed - NCAA 1st Rd (0-1)
2019-20	Arkansas	NCAA	20-12	<b>Led NCAA in 3Pt% Def</b>	T-10th SEC	Canceled
2020-21	Arkansas	NCAA	25-7	NCAA: 2nd FTM/11th Scoring	2nd SEC	#3 seed - NCAA Elite 8 (3-1)
2021-22	Arkansas	NCAA	28-9	<b>Led NCAA in FTM/FTA</b>	4th SEC	#4 seed - NCAA Elite 8 (3-1)
2022-23	Arkansas	NCAA	22-14	NCAA: 14th BLKS/17th FTA	T-9th SEC	#8 seed - NCAA Sweet 16 (2-1)
2023-24	Arkansas	NCAA	4-2			
2010	Dominican Team		5-1	Silver Medal Centrobasket Championship		
2011	Venezuelan Team		12-9	5th FIBA Americas Championship		
2012	Venezuelan Team		7-4	Silver Medal FIBA South American Championship		

### MUSSELMAN COMPOSITE COACHING RECORD

COLLEGIATE	9th Yr	Overall	Conf	Conf Tour	NCAA/CBI	ALL POST
Nevada	4 yrs	209-78	95-48	10-6	10-6 / 5-1	25-13
Arkansas	5th yr	99-44	41-30	6-3	2-3 / 5-1	13-7
				4-3	8-3 / --	12-6

### PROFESSIONAL 14 Seasons 503-291 (50-39 Postseason \*)

CBA	7 years	270-122	(39-34 Postseason *)
Rapid City	5 years	191-89	(27-25 Postseason *)
Florida	2 years	79-33	(12-9 Postseason *)
USBL	2 years	53-3	(4-0 Postseason *)
Florida	2 years	53-3	(4-0 Postseason *)
NBA	3 years	108-138	--
Golden State	2 years	75-89	--
Sacramento	1 year	33-49	--
D-League	2 years	72-28	(7-5 Postseason *)
Reno	1 year	34-16	(2-3 Postseason *)
Los Angeles	1 year	28-12	(5-2 Postseason *)
INTERNATIONAL	3 Years	24-14	--
Dominican	1 years	5-1	--
Venezuelan	2 years	19-13	--

\* - Note, professional basketball does not include playoff results in W-L record

\* - Musselman's pro record including playoffs is 553-330

### MUSSELMAN STOPS BY YEAR

1988-89	General Mgr	Rapid City Thrillers	CBA
1989-90	Head Coach	Rapid City Thrillers	CBA
1990-91	Asst. Coach	Minnesota Timberwolves	NBA
1991-92	Head Coach	Rapid City Thrillers	CBA
1992-93	Head Coach	Rapid City Thrillers	CBA
1993-94	Head Coach	Rapid City Thrillers	CBA
1994-95	Head Coach	Rapid City Thrillers	CBA
Spring '95	Head Coach	Florida Sharks	USBL
1995-96	Head Coach	Florida Beachdogs	CBA
Spring '96	Head Coach	Florida Sharks	USBL
1996-97	Head Coach	Florida Beachdogs	CBA
1998-99	Asst. Coach	Orlando Magic	NBA
1999-00	Asst. Coach	Orlando Magic	NBA
2000-01	Asst. Coach	Atlanta Hawks	NBA
2001-02	Asst. Coach	Atlanta Hawks	NBA
2002-03	Head Coach	Golden State Warriors	NBA
2003-04	Head Coach	Golden State Warriors	NBA
2004-05	Asst. Coach	Memphis Grizzlies	NBA
2005-06	Asst. Coach	Memphis Grizzlies	NBA
2006-07	Head Coach	Sacramento Kings	NBA
2007-10	- DID NOT COACH FOR 3 SEASONS -		
2010-11	Head Coach	Reno Bighorns	NBADL
2011-12	Head Coach	Los Angeles Defenders	NBADL
2012-13	Asst. Coach	Arizona State Sun Devils	NCAA
2013-14	Assoc. HC	Arizona State Sun Devils	NCAA
2014-15	Assoc. HC	LSU Tigers	NCAA
2015-16	Head Coach	Nevada Wolf Pack	NCAA
2016-17	Head Coach	Nevada Wolf Pack	NCAA
2017-18	Head Coach	Nevada Wolf Pack	NCAA
2018-19	Head Coach	Nevada Wolf Pack	NCAA
2019-20	Head Coach	Arkansas Razorbacks	NCAA
2020-21	Head Coach	Arkansas Razorbacks	NCAA
2021-22	Head Coach	Arkansas Razorbacks	NCAA
2022-23	Head Coach	Arkansas Razorbacks	NCAA
2023-24	Head Coach	Arkansas Razorbacks	NCAA





## MUSSELMAN AT A GLANCE

- Was named Arkansas' 13th head men's basketball coach on April 7, 2019. He has 31 years of coaching experience including eight years as a collegiate head coach and 14 as a professional head coach.
- **In his first eight years as a collegiate head coach, has won at least 20 games each season (24, 28, 29, 20, 25, 28 and 22), advanced to all seven postseasons played (including six straight NCAA tournaments) and reached four NCAA Sweet 16's**, including a Elite 8 appearances with the Hogs in both 2021 and '22.
- At Arkansas, produced four "one-and-dones," three first-round draft picks - including two lottery picks, and six NBA draft picks. Overall, had at least one player drafted in five years straight: **Cody Martin** (2nd Rd, pick 36); **Isaiah Joe** (2nd Rd, pick 49); **Moses Moody** (1st Rd, pick 14); **Jaylin Williams** (2nd Rd, pick 34); **Anthony Black** (1st Rd, pick 6); **Nick Smith Jr.** (1st Rd, pick 27) and **Jordan Walsh** (2nd Rd, pick 38). Also, free agents **Caleb Martin**, **Mason Jones** and **Stanley Umude** have made NBA rosters.
- Defeated AP #1 Auburn on Gonzaga in 2022 and #1 NCAA seed Kansas in 2023.
- Prior to entering the collegiate head coaching ranks, was a head coach for seven professional teams, including two seasons with the Golden State Warriors (2002-04) and one with the Sacramento Kings (2006-07). He won over 550 games as a professional head coach with a combined pro winning percentage of .626 (553-330).
- Played collegiately at the University of San Diego and helped the Toreros to NCAA Tournament berths in 1984 and 1987. He was recipient of the program's Bugelli Leadership Award as a senior.
- Is married to Danyelle Sargent Musselman, who has worked at ESPN, Fox Sports and the NFL Network as a broadcaster. Has two sons, Michael and Matthew, and he and Danyelle have a daughter, Mariah.
- Musselman's father Bill was also an NBA head coach and they were the first father-son combination to become head coaches in the NBA.

## MUSSELMAN DID YOU KNOWS

- Named General Manager of CBA's Rapid City Thrillers at age of 22. The next year, became head coach of the Thrillers at he age of 23, the youngest coach in CBA history.
- From 1990-1997, had 26 players called up to the NBA, the highest number in the league during that span.
- Is the only person in CBA history to coach in five league All-Star Games (1990, 1992, 1993, 1994, 1997)
- The first coach in professional basketball history to win 100 games by the age of 28.
- At the age of 37, named head coach of the Golden State Warriors and was the youngest head coach ever hired by an NBA team at the time.
- He and his father, Bill, were first father-son combination to both become head coaches in NBA history.
- In 2003, was runner-up to Gregg Popovich for NBA Coach of the Year Award voting (231 points, including 26 first-place votes).
- Is the CBA's third all-time winningest coach (270-122 in seven seasons) and the most successful coach (54-3 in two seasons) in the history of the United States Basketball League.
- Led CBA in scoring (116.7 ppg) in 192-93 and was 2nd in NBA in scoring (102.4 ppg) in 2002-03.
- Only needed 130 games to win his 100th game as a collegiate head coach. He was the 27th-fastest coach in NCAA history to reach 100 wins but was the ninth-fastest since 1970.
- In his first season at Arkansas (2020), the Razorbacks led the NCAA in 3-point field goal percentage defense while Arkansas led the NCAA in both free throws made and attempted in 2022.

## MUSSELMAN VS. ALL OPPONENTS

Opponent	Overall	at Nevada	at Arkansas	Last Meeting
<b>Abilene Christian</b>	1-0	0-0	1-0	12/20/20
Air Force	7-0	7-0	0-0	03/05/19
Akron	1-0	1-0	0-0	12/22/18
<b>Alabama</b>	2-4	0-0	2-4	02/25/23
<b>Alcorn State</b>	1-0	0-0	1-0	11/06/23
Arizona State	1-0	1-0	0-0	12/07/18
<b>Auburn</b>	4-2	0-0	4-2	03/09/23
Austin Peay	1-0	0-0	1-0	11/12/19
Baylor	0-2	0-0	0-2	01/28/23
Boise State	7-2	7-2	0-0	02/02/19
Bradley	2-0	1-0	1-0	12/17/22
Buffalo	1-0	1-0	0-0	11/25/16
BYU	1-0	1-0	0-0	11/06/18
Cal State Fullerton	0-1	0-1	0-0	11/28/15
California Baptist	1-0	1-0	0-0	11/19/18
Central Arkansas	2-0	0-0	2-0	12/01/21
Charlotte	1-0	0-0	1-0	12/11/21
Cincinnati	2-0	1-0	1-0	11/23/21
Coastal Carolina	1-0	1-0	0-0	11/13/15
Colgate	1-0	0-0	1-0	03/19/21
Colorado State	7-1	7-1	0-0	02/02/19
Connecticut	0-1	0-0	0-1	03/23/23
Creighton	0-1	0-0	0-1	11/22/22
Davidson	1-0	1-0	0-0	11/21/17
Drake	1-0	1-0	0-0	12/12/15
<b>Duke</b>	0-1	0-0	0-1	03/26/22
Eastern Washington	1-0	1-0	0-0	03/21/16
Elon	1-0	0-0	1-0	12/21/21
<b>Florida</b>	3-2	0-1	3-1	02/18/23
Fordham	1-0	0-0	1-0	11/11/22
Fresno Pacific	1-0	1-0	0-0	12/09/15
Fresno State	6-3	6-3	0-0	02/23/19
<b>Furman</b>	• FIRST MEETING •			
<b>Gardner-Webb</b>	2-0	0-0	2-0	11/10/23
<b>Georgia</b>	3-1	0-0	3-1	02/21/23
Georgia Tech	1-0	0-0	1-0	11/25/19
Grand Canyon	1-0	1-0	0-0	12/09/18
Gonzaga	1-0	0-0	1-0	03/24/22
Hawai'i	1-1	1-1	0-0	11/24/17
Hofstra	0-1	0-0	0-1	12/18/21
Holy Names	1-0	1-0	0-0	11/30/15
Idaho	1-0	1-0	0-0	11/10/17
Illinois	1-0	0-0	1-0	03/16/23
Illinois State	1-0	1-0	0-0	11/29/17
Indiana	1-0	0-0	1-0	12/29/19
Iona	1-1	1-1	0-0	11/26/16
Iowa State	0-1	0-1	0-0	03/16/17
Kansas	1-0	0-0	1-0	3/218/23
Kansas State	1-0	0-0	1-0	11/02/21
<b>Kentucky</b>	3-2	0-0	3-2	03/04/23
<b>Lipscomb</b>	• FIRST MEETING •			
Little Rock	1-0	0-0	1-0	12/04/21
Lipscomb	1-0	0-0	1-0	12/05/20
Little Rock	1-0	1-0	0-0	11/16/18
<b>LSU</b>	6-4	0-0	6-4	01/24/23
Louisville	1-0	0-0	1-0	11/21/22
Loyola-Chicago	1-1	1-1	0-0	11/28/18
Loyola Marymount	1-0	1-0	0-0	11/14/16
Massachusetts	1-0	1-0	0-0	11/23/18
Mercer	1-0	0-0	2-0	11/09/21
<b>Memphis</b>	0-1	0-0	0-1	11/23/23
<b>Ole Miss</b>	4-0	0-0	4-0	01/21/23
<b>Mississippi State</b>	2-4	0-0	2-4	02/11/23
Mississippi Valley	1-0	0-0	1-0	11/25/20
<b>Missouri</b>	6-3	0-0	6-3	01/04/23
Montana	2-0	1-0	1-0	11/16/19
Montana State	1-0	1-0	0-0	11/15/15
Morehead State	2-1	2-1	0-0	04/01/16
New Mexico	5-3	5-3	0-0	02/09/19
New Mexico State	1-0	0-0	1-0	03/19/22
<b>North Carolina</b>	• FIRST MEETING •			

## MUSSELMAN VS. ALL OPPONENTS

Opponent	Overall	at Nevada	at Arkansas	Last Meeting
North Dakota State	1-0	0-0	1-0	11/07/22
North Texas	2-0	0-0	2-0	11/29/20
Northern Iowa	1-0	0-0	1-0	11/17/21
Northern Kentucky	1-0	0-0	1-0	11/30/19
Oakland	1-0	1-0	0-0	11/23/16
<b>Oklahoma</b>	1-1	0-0	1-1	12/10/22
Oklahoma State	0-1	0-0	0-1	01/30/21
<b>Old Dominion</b>	1-0	0-0	1-0	11/13/23
Oral Roberts	2-0	0-0	2-0	03/27/21
Oregon State	1-1	1-1	0-0	11/18/16
Pacific	4-0	4-0	0-0	11/09/18
Penn	1-0	0-0	1-0	11/28/21
Portland State	1-0	1-0	0-0	11/25/15
Radford	1-0	1-0	0-0	12/17/17
Rhode Island	1-0	1-0	0-0	11/13/17
Rice	1-0	0-0	1-0	11/05/19
Saint Mary's	0-1	0-1	0-0	11/11/16
San Diego State	4-7	3-7	1-0	11/23/22
San Francisco	0-1	0-1	0-0	12/23/17
San Jose State	6-0	6-0	1-0	12/03/22
Santa Clara	2-0	2-0	0-0	11/15/17
<b>South Carolina</b>	3-1	0-0	3-1	02/04/23
South Dakota	1-0	0-0	1-0	11/22/19
South Dakota State	2-0	1-0	1-0	11/16/22
Southern	1-0	0-0	1-0	12/09/20
Southern Cal	1-0	1-0	0-0	12/01/18
Southern Illinois	1-0	1-0	0-0	12/22/17
<b>Stanford</b>	1-0	0-0	1-0	11/22/23
<b>Tennessee</b>	2-4	0-0	2-4	02/28/23
Texas	1-0	1-0	0-0	03/16/18
<b>Texas A&amp;M</b>	4-5	0-0	4-5	03/10/23
Texas Tech	1-0	0-0	1-0	03/21/21
TCU	1-1	0-1	1-0	01/25/20
Texas Southern	1-0	0-0	1-0	11/19/19
Texas Tech	0-1	0-1	0-0	12/05/17
Towson	1-0	1-0	0-0	12/21/16
Troy	1-0	0-0	1-0	11/28/22
Tulsa	2-0	1-0	1-0	12/14/19
UC Davis	1-0	1-0	0-0	12/19/17
UC Irvine	2-0	2-0	0-0	12/02/17
UC Santa Barbara	1-0	1-0	0-0	12/22/16
UNC Asheville	1-0	0-0	1-0	12/21/22
<b>UNC Greensboro</b>	1-1	0-0	1-1	11/17/23
<b>UNC Wilmington</b>	• FIRST MEETING •			
UNLV	7-2	7-2	0-0	02/27/19
UT Arlington	1-0	0-0	1-0	12/02/20
Utah	1-0	1-0	0-0	12/29/18
Utah State	7-2	7-2	0-0	03/02/19
Valparaiso	1-0	0-0	1-0	12/21/19
<b>Vanderbilt</b>	3-2	0-0	3-2	01/04/22
Vermont	2-0	1-0	1-0	03/17/16
Washington	1-0	1-0	0-0	12/11/16
West Virginia	1-0	0-0	1-0	01/29/22
Western Kentucky	0-1	0-0	0-1	12/07/19
Wichita State	0-1	0-1	0-0	12/22/15
Wyoming	5-1	5-1	0-0	02/16/19
<b>Totals</b>	<b>209-78</b>	<b>110-34</b>	<b>99-44</b>	

## MUSSELMAN VS. CONFERENCES

American Athletic	4-1	CAA	2-1	Ohio Valley	3-1
American East	2-0	C-USA	4-1	Pac-12	6-1
ACC	3-0	Horizon League	2-0	Patriot League	1-0
Atlantic Sun	2-0	Ind./Non D-1	2-0	SEC	44-34
Atlantic 10	4-0	Ivy League	1-0	SoCon	2-1Southland
Big East	0-2	MAAC	1-1	2-0	
Big Sky	6-0	Mid-American	1-0	SWAC	4-0
Big South	5-0	MEAC	0-0	Summit League	6-0
Big Ten	2-0	Missouri Valley	8-2	Sun Belt	6-0
Big 12	7-7	Mountain West	62-21	WCC	9-2
Big West	5-2	Northeast	0-0	WAC	3-0



## MUSSELMAN RECORD BREAKDOWN

<b>OVERALL:</b>	<b>209-78</b>
<b>- AT ARKANSAS.....</b>	<b>99-44</b>
Home:.....	120-14..... 63-9 at Arkansas
Away:.....	50-43..... 16-24 at Arkansas
Neutral:.....	38-20..... 20-10 at Arkansas
<b>CONFERENCE GAMES:</b>	<b>95-48</b>
<b>- AT ARKANSAS.....</b>	<b>41-30</b>
Home:.....	59-14..... 28-9 at Arkansas
Away:.....	36-34..... 13-19 at Arkansas
<b>VS RANKED TEAMS: 13-20</b>	<b>AS RANKED TEAM: .....82-27</b>
<b>- AT ARKANSAS..... 11-18</b>	<b>- AT ARKANSAS .....44-15</b>
Home:.....	5-5 / 5-5 at Ark
Away:.....	2-9 / 2-8 at Ark
Neutral:.....	6-7 / 4-5 at Ark
Home:.....	44-3 / 26-2 at Ark
Away:.....	15-11 / 3-5 at Ark
Neutral:.....	23-13 / 15-8 at Ark
<b>RECORD BY MONTH:</b>	
November:.....	49-7..... 25-3 at Arkansas
December:.....	41-12..... 20-5 at Arkansas
January:.....	42-22..... 18-16 at Arkansas
February:.....	43-17..... 20-11 at Arkansas
March:.....	32-20..... 16-9 at Arkansas
April:.....	1-0..... 0-0 at Arkansas
<b>WHEN LEADING AT HALFTIME:</b>	<b>161-13</b>
at Arkansas .....	77-9
<b>WHEN TRAILING AT HALFTIME:</b>	<b>45-63</b>
at Arkansas .....	20-34
<b>WHEN TIED AT HALFTIME:</b>	<b>4-1</b>
at Arkansas .....	2-1
<b>OUT-REBOUNDING OPP:</b>	<b>130-20</b>
at Arkansas .....	60-10
<b>BEING OUT-REBOUNDED:</b>	<b>68-53</b>
at Arkansas .....	35-31
<b>REBOUNDS ARE EVEN:</b>	<b>11-4</b>
at Arkansas .....	4-3
<b>WHEN SCORING FIRST:</b>	<b>123-35</b>
at Arkansas .....	57-19
<b>WHEN OPPONENT SCORES FIRST:</b>	<b>86-43</b>
at Arkansas .....	42-25
<b>ONE-POSSESSION GAMES:</b>	<b>27-18</b>
at Arkansas .....	12-10
<b>OVERTIME GAMES:</b>	<b>11-6</b>
at Arkansas .....	5-3
<b>GAMES DECIDED BY 1-5 PTS:</b>	<b>44-31</b>
at Arkansas .....	20-17
<b>GAMES DECIDED BY 6-10 PTS:</b>	<b>39-22</b>
at Arkansas .....	24-14
<b>GAMES DECIDED BY 11-19 PTS:</b>	<b>64-17</b>
at Arkansas .....	31-9
<b>GAMES DECIDED BY 20-PLUS PTS:</b>	<b>52-8</b>
at Arkansas .....	24-4
<b>SHOOTING 50 PERCENT OR BETTER:</b>	<b>69-3</b>
at Arkansas .....	31-2
<b>SHOOTING PCT. BETTER THAN OPP:</b>	<b>173-14</b>
at Arkansas .....	84-9
<b>SHOOTING PCT. WORSE THAN OPP:</b>	<b>35-63</b>
at Arkansas .....	15-35
<b>SHOOTING PCT. SAME AS OPP:</b>	<b>1-1</b>
at Arkansas .....	0-0
<b>OUT-SCORING OPP BENCH:</b>	<b>103-15</b>
at Arkansas .....	50-14
<b>OUT-SCORED BY OPP BENCH:</b>	<b>98-52</b>
at Arkansas .....	45-28
<b>BENCH SCORING EVEN:</b>	<b>8-1</b>
at Arkansas .....	4-1

## MOST POINTS BY A MUSSELMAN TEAM

NOTE: MISSING SOME RESULTS FROM RAPID CITY (CBA) AND FLORIDA (USBL)				
142	Arkansas	Mississippi Valley State	11/25/20	W, 142-62
138	LA D-Fenders	Erie BayHawks	02/06/12	W, 138-107
135	LA D-Fenders	Stockton Kings	11/28/11	W, 135-103
135	Sacramento	Charlotte Bobcats	02/28/07	W, 135-120
135	Golden State	Orlando Magic	11/16/02	W, 135-92
133	Golden State	at Milwaukee Bucks	03/08/03	L, 133-138 (OT)
132	LA D-Fenders	Rio Grande Valley Vipers	12/05/11	W, 132-126
128	Sacramento	Los Angeles Lakers	12/29/06	L, 128-132 (OT)
128	Golden State	Utah Jazz	04/08/03	W, 128-102
127	LA D-Fenders	Canton Charge	01/30/12	W, 127-87
127	Reno	Idaho Stampede	12/01/10	W, 127-117
126	Reno	Rio Grande Valley Vipers	004/20/11	L, 126-134

## PLAYER GAME HIGHS:

<b>MOST POINTS:</b>	
at Nevada:	45 Jordan Caroline at New Mexico 01/07/17
	40 Jordan Caroline at Colorado St 02/06/19
	37 D.J. Fenner vs UNLV 02/08/17
	34 Marqueeze Coleman at Hawai'i 11/16/15
	33 Caleb Martin at Utah 12/29/18
	32 Marcus Marshall at Wyoming 01/14/17
	32 Marcus Marshall at Washington 12/11/16
	32 Tyron Criswell vs Eastern Washington 03/21/16
	30 4x
at Arkansas:	41 Mason Jones vs Tulsa 12/14/19
	40 Mason Jones vs Auburn 02/04/20
	38 Mason Jones vs Miss State 02/15/20
	37 Mason Jones vs Tennessee 02/26/20
	36 Mason Jones vs LSU 03/04/20
	34 Mason Jones vs South Carolina 01/29/20
	34 Isaiah Joe at Ole Miss 01/11/20
	33 Isaiah Joe vs Texas Southern 11/19/19
	32 Mason Jones vs Rice 11/05/19
	31 Stanley Umude at Georgia 02/02/22
	31 JD Notae at Texas A&M 01/08/22
	30 5x - Last: JD Notae vs Kentucky 02/26/22
Season Opener:	32 Mason Jones vs Rice 11/05/19
SEC Opener 17	Isaiah Joe & Mason Jones vs TX A&M 01/04/20
SEC Game:	40 Mason Jones vs Auburn 02/04/20
SEC Tourney:	28 Moses Moody vs LSU 03/13/20
NCAA Tourney:	27 Justin Smith vs Colgate 03/19/21
Bud Walton:	41 Mason Jones vs Tulsa 12/14/19
Road Game:	34 Isaiah Joe at Ole Miss 01/11/20
Neutral Site:	28 Moses Moody vs LSU 03/13/20
Ranked Opp:	40 Mason Jones vs Auburn 02/04/20
Frosh:	28 (4x) Moses Moody (Bama, USC, TX A&M, LSU)
Soph:	34 Isaiah Joe at Ole Miss 01/11/20
Junior:	41 Mason Jones vs Tulsa 12/14/19
Senior+:	31 (2x) Notae at TX A&M and Umude at Georgia
<b>MOST FIELD GOALS MADE:</b>	
at Nevada:	17 Jordan Caroline at New Mexico 01/07/17
	13 Cody Martin vs Utah State 02/17/18
	12 Jordan Caroline at UNLV 02/25/17
	12 Cameron Oliver vs Eastern Washington 03/21/16
	12 D.J. Fenner v UNLV 02/08/17
at Arkansas:	14 Jimmy Whitt Jr. vs Vanderbilt 01/15/20
	12 Jalen Graham vs Florida 02/18/23
	12 Ricky Council IV vs Troy 11/28/22
	12 Stanley Umude at Georgia 02/02/22
	12 Mason Jones vs Auburn 02/04/20
	12 Mason Jones vs Tulsa 12/14/19
	12 Mason Jones vs Rice 11/05/19
<b>MOST 3-POINTERS MADE:</b>	
at Nevada:	8 Marcus Marshall at UNLV 02/25/17
	7 6x
at Arkansas:	8 Mason Jones at Texas A&M 03/07/20
	7 Isaiah Joe at Ole Miss 01/11/20
	6 5x - LAST: Stanley Umude at Missouri 02/15/22
<b>MOST FREE THROWS MADE:</b>	
at Nevada:	15 Marcus Marshall vs Boise State 02/22/17
	15 Marqueeze Coleman vs UNLV 01/23/16
	15 Marqueeze Coleman at Hawai'i 11/16/15
	14 Jordan Caroline vs Rhode Island 11/13/17
	14 Marcus Marshall at Wyoming 01/14/17
at Arkansas:	18 Mason Jones vs Miss State 02/15/20
	16 Moses Moody vs Alabama 02/24/21
	15 Mason Jones vs South Carolina 01/29/20
	13 Anthony Black at Auburn 01/07/23
	13 JD Notae vs Kentucky 02/26/22
	12 4x - Last Chris Lykes vs Elon 12/21/21
<b>MOST REBOUNDS:</b>	
at Nevada:	24 Cameron Oliver vs Fresno State 02/1/16
	21 Cameron Oliver at UNLV 02/20/16
	17 Cameron Oliver vs Colorado State 03/04/17
	16 6x
at Arkansas:	17 Trevon Brazile vs Stanford (11/22/23)
	17 Justin Smith vs Oral Roberts 12/20/20
	16 Jaylin Williams vs Tennessee 02/19/22
	16 Connor Vanover vs North Texas 11/28/20
	15 Jaylin Williams vs New Mexico St 03/19/22
	15 Jaylin Williams vs West Virginia 01/29/22
	15 Jimmy Whitt Jr. vs LSU 03/04/20
Season Opener:	12 Trevon Brazile vs North Dakota State 11/07/22
SEC Opener 6	Mason Jones vs Texas A&M 01/04/20
SEC Game:	16 Jaylin Williams vs Tennessee 02/19/22
SEC Tourney:	11 Jaylin Williams vs LSU 03/11/22
NCAA Tourney:	15 Jaylin Williams vs New Mexico St 03/19/22
Bud Walton:	17 Justin Smith vs Oral Roberts 12/20/20
Road Game:	13 Jaylin Williams at LSU 01/15/22
Neutral Site:	17 Trevon Brazile vs Stanford 11/22/23
Ranked Opp:	16 Jaylin Williams vs #16 Tennessee 02/19/22
Frosh:	10 (6x) last Jordan Walsh at South Carolina 02/04/23
Soph:	17 Trevon Brazile vs Stanford 11/22/23
Junior:	12 Mason Jones vs South Carolina 01/29/20
Senior+:	17 Justin Smith vs Oral Roberts 12/20/20

## MOST OFFENSIVE REBOUNDS:

at Nevada:	11 AJ West at Pacific 11/21/15
	8 Cameron Oliver vs Fresno State 02/1/16
at Arkansas:	11 Justin Smith vs Oral Roberts 03/27/21
	10 Justin Smith vs Oral Roberts 12/12/20
	8 Trevon Brazile vs Stanford 11/22/23
	7 Trevon Brazile vs Memphis 11/23/23
	6 Au'Diese Toney vs Cincinnati 11/23/21
	6 Justin Smith vs UT Arlington 12/02/20
	6 Reggie Chaney at Missouri 02/08/20

## MOST DEFENSIVE REBOUNDS:

at Nevada:	16 Cameron Oliver vs Fresno State 02/1/16
	14 Cameron Oliver vs Colorado State 03/04/17
	14 Cameron Oliver at Wyoming 01/14/17
	13 Cameron Oliver vs Colorado State 03/11/17
	13 Cameron Oliver at Air Force 02/15/17
at Arkansas:	15 Jaylin Williams vs Tennessee 02/19/22
	15 Jaylin Williams vs West Virginia 01/29/22
	14 Makhi Mitchell vs UNCG 12/06/22
	14 Connor Vanover vs North Texas 11/28/20
	14 Jimmy Whitt Jr. vs LSU 03/04/20
	13 Jaylin Williams vs New Mexico St 03/19/22
	13 Jaylin Williams at LSU 01/15/22

## MOST ASSISTS:

at Nevada:	11 Cody Martin vs BYU 11/06/18
	11 Cody Martin vs Colorado State 02/25/18
	11 Marqueeze Coleman vs Holy Names 11/30/15
	10 Cody Martin vs Little Rock 11/16/18
	10 Cody Martin vs Pacific 11/09/18
	10 Marcus Marshall vs Colorado State 03/04/17

at Arkansas:	11 Jalen Tate vs UCA 12/12/12
	10 Jalen Tate vs Georgia 01/09/21
	9 Mason Jones at Ole Miss 01/11/20
	8 Anthony Black vs Georgia 02/22/23
	8 Anthony Black at Texas A&M 02/15/23
	8 Anthony Black vs Ole Miss 01/21/23
	8 JD Notae vs Kentucky 02/26/22
	8 Davonte Davis vs Charlotte 12/07/21
	8 Jalen Tate at Vanderbilt 01/23/21
	8 Mason Jones vs Vanderbilt 01/15/20

Season Opener:	7 Isaiah Joe vs Rice 11/05/19
SEC Opener 5	Jalen Harris vs Texas A&M 01/04/20
SEC Game:	10 Jalen Tate vs Georgia 01/09/21
SEC Tourney:	6 (2x) LAST Anthony Black vs Auburn 03/09/23
NCAA Tourney:	6 (2x) LAST JD Notae vs Gonzaga 03/24/22
Bud Walton:	11 Jalen Tate vs Central Arkansas 12/12/12
Road Game:	9 Mason Jones at Ole Miss 01/11/20
Neutral Site:	6 Jalen Tate vs Oral Roberts 03/27/21
Ranked Opp:	6 (2x) last JD Notae vs Gonzaga 03/24/22
Frosh:	8 (3x) Anthony Black vs Ole Miss, at TX A&M and vs UGA
Soph:	8 Davonte Davis vs Charlotte 12/07/21
Junior:	9 Mason Jones at Ole Miss 01/11/20
Senior+:	11 Jalen Tate vs Central Arkansas 12/12/12

## MOST STEALS:

at Nevada:	5 Caleb Martin vs California Baptist 11/19/18
	5 Jordan Caroline at San Diego St 02/12/17
	5 Marqueeze Coleman at New Mexico 12/30/15
	4 17x

at Arkansas:	8 JD Notae vs New Mexico St 03/19/22
	7 JD Notae vs Mercer 11/09/21
	7 JD Notae vs Vanderbilt 01/04/22
	6 Jaylin Williams vs Texas A&M 01/22/22
	5 10x: last Anthony Black at Kentucky 02/07/23

Season Opener:	7 JD Notae vs Mercer 11/09/21
SEC Opener 3	Mason Jones vs Texas A&M 01/04/20
SEC Game:	7 JD Notae vs Vanderbilt 01/04/21
SEC Tourney:	4 JD Notae vs LSU 03/11/22 & Davis vs LSU 03/13/20
NCAA Tourney:	8 JD Notae vs New Mexico St 03/19/22
Bud Walton:	7 JD Notae vs Mercer 11/09/21
Road Game:	5 (2x) last JD Notae at South Carolina
Neutral Site:	8 JD Notae vs New Mexico St 03/19/22
Ranked Opp:	4 Desi Sills vs Auburn 02/04/20
Frosh:	5 (2x) Anthony Black vs Ole Miss 01/21/23 / at UK 02/07/23
Soph:	6 Jaylin Williams vs Texas A&M 01/22/22
Junior:	5 (5x) Last Davonte Davis vs Bradley 12/17/22
Senior+:	8 JD Notae vs New Mexico St 03/19/22

## MOST BLOCKED SHOTS:

at Nevada:	6 Cameron Oliver vs Morehead State 04/01/16
	5 7x

at Arkansas:	7 Makhel Mitchell vs Texas A&M 01/31/23
	6 Connor Vanover vs North Texas 11/28/20
	5 SEVEN TIMES

Last: Chandler Lawson vs Stanford 11/22/23

Season Opener:	3 Connor Vanover vs Miss Valley 11/25/20
SEC Opener:	3 Jaylin Williams at Mississippi State 12/29/21
SEC Game:	7 Makhel Mitchell vs Texas A&M 01/31/23
SEC Tourney:	4 (3x) last Makhi Mitchell & A. Black vs TX A&M 03/10/23
NCAA Tourney:	3 Moses Moody vs Oral Roberts 03/27/21
Bud Walton:	6 Connor Vanover vs North Texas 11/28/20
Road Game:	5 (2x) last Makhel Mitchell at Kentucky 02/07/23
Neutral Site:	5 (2x) last Chandler Lawson vs Stanford 11/22/23
Ranked Opp:	4 Jalen Tate vs Alabama 02/24/21
Frosh:	4 Jaylin Williams vs LSU 02/27/21
Soph:	6 Connor Vanover vs North Texas 11/28/20
Junior:	3 (2x) last Ethan Henderson vs LSU 03/13/21
Senior+:	7 Makhel Mitchell vs Texas A&M 01/31/23

<b>MOST POINTS:</b>			
at Nevada:	119	vs Fresno State 12/09/15	W, 119-70
	110	vs UMass 11/23/18	W, 110-87
	108	vs Holy Names 11/30/15	W, 108-57
	105	at New Mexico 01/07/17	W, 105-104 (OT)
	104	vs UNLV 02/08/17	W, 104-77
	103	at Wyoming 01/24/18	L, 103-104 (2OT)
	102	vs Fresno State 01/31/18	W, 102-92
	101	at UNLV 02/28/18	W, 101-75
	100	vs Colorado State 01/23/19	W, 100-60
at Arkansas:	142	vs Mississippi Valley 11/25/20	W, 142-62
	101	at South Carolina 03/02/21	W, 101-73
	100	vs Central Arkansas 12/12/12	W, 100-75
	99	vs San Jose State 12/03/22	W, 99-58
	99	at Georgia 02/02/22	W, 99-73
	99	vs Georgia 01/09/21	W, 99-69
99	vs LSU 03/04/20	W, 99-90	
<b>MOST FIELD GOALS MADE:</b>			
at Nevada:	40	vs UMass 11/23/18	
	40	vs Fresno State 12/09/15	
	40	vs Holy Names 11/30/15	
	38	vs San Jose State 01/09/19	
	38	vs UNLV 02/08/17	
at Arkansas	48	vs Mississippi Valley 11/25/20	
	40	at Georgia 02/02/22	
	40	vs Central Arkansas 12/01/21	
	40	vs Central Arkansas 12/12/20	
<b>MOST FIELD GOALS ATTEMPTED:</b>			
at Nevada:	80	at UNLV 02/20/16	
	77	vs Colorado State 02/25/18	
	75	at New Mexico 01/07/17	
	74	3x last vs Wyoming 01/03/18	
at Arkansas	86	vs Mississippi Valley 11/25/20	
	77	vs Oral Roberts 12/20/20	
	76	vs Stanford 11/22/23	
	76	at LSU 01/13/21	
	76	vs Central Arkansas 12/12/20	
<b>BEST FIELD GOAL PERCENTAGE:</b>			
at Nevada:	.615 (40-65)	vs UMass 11/23/18	
	.597 (40-67)	vs Fresno State 12/09/15	
	.597 (40-67)	vs Holy Names 11/30/15	
	.593 (32-54)	at Utah State 02/17/18	
	.589 (33-56)	vs Fresno State 01/31/18	
at Arkansas:	.638 (37-58)	vs Georgia 02/21/23	
	.627 (32-51)	at Kentucky 02/07/23	
	.627 (37-59)	vs San Jose State 12/03/22	
	.593 (35-59)	vs Oklahoma 12/12/22	
	.576 (34-59)	vs Florida 02/18/23	
	.571 (36-63)	at Vanderbilt 01/23/21	
	.569 (29-51)	vs Louisville 11/21/22	
<b>MOST 3-POINT FIELD GOALS MADE:</b>			
at Nevada:	17	at Pacific 11/18/17	
	15	vs Pacific 11/09/18	
	15	at Air Force 01/06/18	
	15	at Santa Clara 11/15/17	
	15	at New Mexico 01/07/17	
at Arkansas	20	vs Mississippi Valley 11/25/20	
	15	at Georgia 02/02/22	
	15	at South Carolina 03/02/21	
	14	at Texas A&M 03/07/20	
	13	vs Gardner-Webb 11/13/21	
<b>MOST 3-POINT FIELD GOALS ATTEMPTED:</b>			
at Nevada:	39	vs South Dakota State 12/15/18	
	37	at Fresno State 01/12/19	
	37	vs San Jose State 02/21/18	
	34	vs San Jose State 01/09/19	
	34	at Pacific 11/18/17	
at Arkansas	40	vs Mississippi Valley 11/25/20	
	34	vs Lipscomb 12/05/20	
	33	at South Carolina 03/02/21	
	33	vs Southern 12/09/20	
	32	at Texas A&M 03/07/20	
<b>BEST 3-POINT FIELD GOAL PERCENTAGE:</b>			
at Nevada:	.600 (6-10)	vs Morehead State 03/30/16	
	.588 (10-17)	at Fresno State 12/27/17	
	.579 (11-19)	vs Southern Illinois 12/22/17	
	.550 (11/20)	vs Oakland 11/23/16	
at Arkansas	.667 (6-9)	vs TCU 01/25/20	
	.615 (8-13)	vs San Joes State 12/03/22	
	.571 (12-21)	vs Georgia 01/09/21	
	.550 (11-20)	vs Georgia 02/21/23	
	.536 (15-28)	at Georgia 02/02/22	
	.524 (11-21)	at Missouri 02/15/22	
<b>MOST FREE THROWS MADE:</b>			
at Nevada:	39	vs Morehead State 04/01/16	
	36	vs Rhode Island 11/13/17	
	35	vs Tulsa 11/22/18	
	31	at Wyoming 01/14/17	
at Arkansas	36	vs LSU 03/04/20	
	29	vs Elon 12/21/21	
	28	vs West Virginia 01/29/22	
	28	at Missouri 02/08/20	

at Nevada:	45	vs Morehead State 04/01/16
	44	vs Rhode Island 11/13/17
	43	at Pacific 11/21/15
	42	vs Tulsa 11/22/18
at Arkansas	54	vs LSU 03/04/20
	43	vs Alabama 02/24/21
	40	vs South Carolina 01/29/20
	39	at Missouri 02/08/20
	37	vs <b>Alcorn State 11/06/23</b>
<b>BEST FREE THROW PERCENTAGE:</b>		
at Nevada:	.929 (13/14)	vs Loyola-Chicago 03/22/18
	.929 (13/14)	at Cal State Fullerton 11/28/15
	.900 (18-20)	at Pacific 11/18/17
at Arkansas	1.000 (11-11)	vs Duke 03/26/22
	.944 (17-18)	vs Oklahoma 12/11/21
	.944 (17-18)	at LSU 01/08/20
	.929 (13/14)	vs Mississippi State 02/02/21
	.923 (12-13)	at South Carolina 03/02/21
	.917 (11-12)	vs South Dakota 11/22/19
<b>MOST REBOUNDS:</b>		
at Nevada:	61	at Pacific 11/21/15
	60	vs Fresno Pacific 12/09/15
	57	vs Fresno State 02/13/16
	53	at UNLV 02/20/16
	50	vs San Jose State 12/28/16
at Arkansas	58	Oral Roberts 12/20/20
	58	vs Mississippi Valley 11/25/20
	54	vs Lipscomb 12/05/20
	52	vs <b>Stanford 11/22/23</b>
<b>MOST OFFENSIVE REBOUNDS:</b>		
at Nevada:	25	at Pacific 11/21/15
	19	vs Fresno Pacific 12/09/15
	19	vs Fresno State 02/13/16
	19	vs Florida 03/21/19
at Arkansas	24	vs Oral Roberts 12/20/20
	21	vs <b>Stanford 11/22/23</b>
	21	at Alabama 02/12/22
	20	at Texas A&M 01/08/22
	20	vs Mississippi Valley 11/25/20
<b>MOST DEFENSIVE REBOUNDS:</b>		
at Nevada:	43	vs Fresno State 02/13/16
	42	vs San Jose State 12/28/16
	41	vs Fresno Pacific 12/09/15
	40	vs Little Rock 11/16/18
at Arkansas	44	vs Lipscomb 12/05/20
	39	vs <b>Gardner-Webb 11/10/23</b>
	39	vs UNC 12/06/22
	38	vs Mississippi Valley 11/25/20
	36	vs LSU 02/27/21
	36	vs Valparaiso 12/21/19
<b>MOST ASSISTS:</b>		
at Nevada:	29	vs Holy Names 11/30/15
	27	at Santa Clara 11/15/17
	25	vs Illinois State 11/29/17
	25	at New Mexico 01/07/17
	24	vs UC Davis 12/19/17
at Arkansas	26	vs Georgia 02/21/23
	26	vs Central Arkansas 12/12/20
	26	vs Mississippi Valley 11/25/20
	23	at Georgia 02/02/22
	23	vs Gardner-Webb 11/13/21
	22	vs San Jose State 12/03/22
	22	vs Central Arkansas 12/01/21
	22	at Vanderbilt 01/23/21
<b>MOST STEALS:</b>		
at Nevada:	15	vs San Jose State 01/09/19
	15	vs Utah State 01/02/19
	13	at New Mexico 12/30/15
	12	vs New Mexico 01/28/17
at Arkansas	16	vs Bradley 12/17/22
	16	vs Central Arkansas 12/01/21
	15	vs UNC Asheville 12/21/22
	15	at Georgia Tech 11/25/19
	14	vs South Dakota State 11/16/22
	14	vs Texas A&M 01/22/22
	14	vs Auburn 02/04/20
	14	vs Rice 11/05/19
<b>MOST BLOCKED SHOTS:</b>		
at Nevada:	11	at Oregon State 12/05/15
	10	at Wyoming 01/20/16
	10	vs Holy Names 11/30/15
	9	vs UNLV 03/08/18
	9	at New Mexico 01/07/17
at Arkansas	15	vs <b>Gardner-Webb 11/10/23</b>
	13	vs Texas A&M 01/31/23
	11	vs Texas A&M 03/10/23
	11	vs Alabama 02/24/21
	10	vs Elon 12/21/21
	10	vs Texas Southern 11/19/19

	2015-16	2016-17	2017-18	2018-19	2019-20	2020-21	2021-22	2022-23
A-Turnover Ratio	232/9	13/1	2/1	15/1	140/4	103/2	110/4	208/11
Assists/Gm	220/9	32/1	27/2	75/3	226/10	80/4	116/7	192/8
Blocks/Gm	7/1	64/3	74/2	100/2	84/9	17/4	71/8	14/4
FG Pct	251/9	146/5	60/3	68/4	147/6	100/4	218/10	60/2
FG Pct Defense	28/2	120/7	140/4	42/3	169/12	70/5	58/4	94/7
FT Attempts	2/1	13/1	16/2	26/1	8/2	5/1	1/1	17/3
FT Made	1/1	24/2	9/2	27/1	3/1	2/1	1/1	30/4
FT Pct	43/2	159/6	66/2	167/6	102/6	68/4	32/1	247/10
Fouls/Gm	275/8	35/1	95/1	126/3	311/11	131/3	189/6	326/14
Def Reb/Gm	19/1	31/2	92/6	31/2	287/12	33/2	52/3	162/5
Off Reb/Gm	76/2	132/3	255/7	205/6	325/14	44/8	107/11	149/12
Total Rebs/Gm	18/1	41/1	171/6	72/4	322/14	18/2	50/5	146/10
Reb Margin	4/2	72/1	232/81	97/3	342/14	56/3	89/6	110/6
Scoring Defense	177/5	151/6	191/6	55/1	185/9	189/8	145/9	1113/6
Scoring Margin	117/5	39/1	27/1	9/1	70/4	24/1	53/5	77/5
Scoring Offense	113/5	37/1	18/2	28/1	56/5	11/2	50/4	119/4
Steals/Gm	98/3	262/8	174/6	172/4	41/1	48/4	72/8	28/3
3 PT FG Att	176/8	37/2	29/2	51/2	115/5	26/3	105/7	340/14
3 PT FG/Game	323/11	33/2	31/3	74/3	143/4	169/5	279/11	342/14
3 PT FG Pct	314/11	42/1	26/2	155/6	175/5	198/7	320/11	315/12
3 PT FG Defense	59/2	18/2	20/1	113/3	1/1	174/9	125/11	40/5
Turnover Margin	184/5	169/7	22/2	22/1	9/1	58/2	40/4	68/4
Turnovers Forced	154/5	306/10	191/6	127/3	29/1	52/7	42/5	56/3
Turnovers/Gm	208/7	26/2	4/1	13/1	47/1	151/3	133/4	212/10
W-L Pct	93/3	17/1	17/1	7/1	89/5	17/2	36/4	108/8
<b>MOST TURNOVERS:</b>								
at Nevada:	21	at Texas Tech 12/05/17						
	21	vs Morehead State 03/30/16						
	20	vs Fresno Pacific 12/09/15						
	20	at San Diego State 03/11/16						
at Arkansas	21	at Missouri 01/18/23						
	21	vs Rice 11/05/19						
	20	vs South Dakota State 11/16/22						
	20	vs Missouri 03/12/21						
	20	at Tennessee 01/06/21						
	20	vs Austin Peay 12/03/19						
<b>MOST FOULS:</b>								
at Nevada:	38	at Wichita State 12/22/15						
	30	at New Mexico 01/07/17						
	30	at New Mexico 12/30/15						
	28	at Utah State 03/02/19						
at Arkansas	33	at Missouri 01/18/23						
	32	at Missouri 02/08/20						
	30	at Vanderbilt 01/14/23						
	28	Missouri 01/02/21						
	28	at Texas A&M 03/07/20						
<b>OPPONENT GAME HIGHS (at Ark):</b>								
POINTS	99	at Georgia 02/29/20						
	97	at Vanderbilt 01/14/23						
	92	at LSU 01/13/21						
	90	vs Creighton 11/22/22						
	90	at Alabama 01/16/21						
	90	vs LSU 03/04/20						
FG MADE	38	at Georgia 02/29/20						
	34	at LSU 01/13/21						
	32	vs Oklahoma 12/10/22						
	31	10x LAST vs UConn 03/23/23						
FG ATTEMPTS	80	vs Auburn 02/08/22						
	76	vs Texas A&M 01/31/23						
	76	vs LSU 02/21/27						
	72	vs LSU 03/02/22						
	72	at South Carolina 02/03/21						
	72	vs Mississippi Valley 11/25/20						
	72	vs Valparaiso 12/21/19						
FG PCT	.588 (30-51)	vs Mississippi State 02/15/20						
	.585 (31-53)	vs Creighton 11/22/22						
	.574 (31-54)	vs UConn 03/23/23						
	.571 (32-56)	vs Oklahoma 12/10/22						
	.567 (38-67)	at Georgia 02/29/20						
	.564 (31-55)	at Texas A&M 01/09/22						
3 PT MADE	17	vs Northern Iowa 11/17/21						
	15	at Alabama 01/16/21						
	15	at Auburn 12/30/20						
	14	at Kentucky 02/09/21						
	13	5x: LAST vs Oklahoma 12/11/21						

3 PT PCT	.667 (12-18)	at Tennessee 03/05/22
	.600 (6-10)	vs Mississippi State 02/11/23
	.591 (13-22)	vs Oklahoma 12/11/21
	.556 (10-18)	at Vanderbilt 01/14/23
	.538 (14-26)	at Kentucky 02/09/21
FT MADE	34	at Missouri 02/08/20
	30	at Missouri 01/18/23
	29	at Vanderbilt 01/14/23
	28	vs Missouri 01/02/21
FT ATTEMPTS	44	at Missouri 02/08/20
	40	at Missouri 01/18/23
	39	vs Missouri 01/02/21
	36	at Vanderbilt 01/14/23
	36	vs Alabama 01/11/23
FT PCT	1.000 (13-13)	at Ole Miss 01/26/22
	1.000 (14-14)	vs Florida 02/16/21
	.962 (25-26)	at Ole Miss 01/11/20
	.950 (19-20)	vs Texas A&M 10/12/22
	.947 (18-19)	vs LSU 03/02/22
REBOUNDS	60	vs Auburn 02/08/22
	53	at LSU 01/08/20
	52	at Missouri 02/08/20
	51	vs Missouri 01/02/21
OFF REB	24	vs Texas A&M 01/31/23
	24	vs Auburn 02/08/22
	23	at LSU 01/08/20
	22	vs LSU 03/02/22
DEF REB	41	vs Missouri 01/02/21
	37	at Georgia Tech 11/25/19
	36	vs Auburn 02/08/22
	35	vs Kentucky 01/18/20
ASSISTS	22	vs UConn 03/23/23
	18	at Tennessee 02/28/23
	18	vs Texas A&M 03/12/22
	18	vs Oklahoma 12/11/21
	18	at Kentucky 02/09/21
	18	at Alabama 01/16/21
	17	9x LAST vs Creighton 11/22/22
STEALS	13	at Missouri 01/18/23
	12	vs Auburn 03/09/23
	12	at Mississippi State 12/29/21
	12	at Alabama 01/16/21
	11	2x - LAST at Tennessee 02/28/23
BLOCKS	9	at Texas A&M 01/08/22
	9	vs Auburn 01/20/21
	9	at Tennessee 01/06/21
	7	3x - LAST: at Auburn 01/07/23
TURNOVERS	30	vs Fordham 11/11/22
	27	vs Bradley 12/17/22
	27	vs Rice 11/05/19
	26	vs Mississippi State 02/02/21
FOULS	35	vs LSU 03/04/20
	33	vs South Carolina 01/29/20
	32	vs Alabama 02/24/21
	31	at Kentucky 02/07/23

## ARK TEAM GAME LOWS (w/Muss):

FEWEST PTS	53	vs New Mexico State 03/19/22
	56	at Texas A&M 02/15/23
	57	at Tennessee 02/28/23
	57	at LSU 12/28/22
	58	vs Tennessee 02/19/22
	59	3x LAST at Auburn 09/10/23
FEWEST FG	14	vs New Mexico State 03/19/22
	15	at Tennessee 02/11/20
	18	at Tennessee 02/28/23
	18	vs UNCG 12/06/22
	18	vs Tennessee 02/19/22
FEWEST FGA	45	vs North Texas 11/12/19
	46	vs Austin Peay 12/03/19
	48	vs Mississippi State 02/11/23
	49	at Tennessee 02/28/23
	49	at Tennessee 02/11/20
	50	3x in 2022-23 - LAST vs Auburn 03/09/23
LOWEST FG%	.275 (14-51)	vs New Mexico State 03/19/22
	.268 (19-71)	vs Missouri 01/02/21
	.305 (18-59)	vs Tennessee 02/19/22
	.303 (23-76)	vs Stanford 11/22/23
	.306 (15-49)	at Tennessee 02/11/20
FEWEST 3PT FG	0	vs South Carolina 01/18/22
	1	vs Oral Roberts 03/27/21
	2	vs Florida 02/18/23
	2	vs Alabama 01/11/23
	2	at Auburn 01/07/23
	2	vs San Diego State 11/23/22
	2	vs Fordham 11/11/22
	2	vs Mississippi State 02/02/21
FEWEST 3 FGA	9	at Kentucky 02/07/23
	9	vs Oral Roberts 03/27/21
	9	vs TCU 01/25/20
	10	at Alabama 02/25/23
	10	vs Florida 02/18/23
	10	vs Alabama 01/11/23

LOWEST 3 PT%	.000 (0-11)	vs South Carolina 01/18/22
	.111 (1-9)	vs Oral Roberts 03/27/21
	.125 (2-16)	at Auburn 01/07/23
	.125 (2-16)	vs Fordham 11/11/22
	.118 (2-17)	vs Mississippi State 02/02/21
	.136 (3-22)	vs Kansas State 11/22/21
FEWEST FT	4	at Georgia 02/02/22
	4	at Oklahoma State 01/30/21
	5	at LSU 12/28/22
	6	at Mississippi State 01/22/20
FEWEST FTA	7	at Georgia 02/02/22
	7	at Oklahoma State 01/30/21
	8	at Ole Miss 01/26/22
	8	vs Central Arkansas 12/12/20
LOWEST FT%	.471 (8-17)	vs Southern 12/09/20
	.500 (7-14)	at Texas A&M 02/15/23
	.500 (5-10)	at LSU 12/28/22
	.500 (13-26)	vs Central Arkansas 12/01/21
	.529 (9-17)	vs Ole Miss 01/21/23
	.533 (8-15)	vs South Dakota State 11/16/22
	.533 (8-15)	vs Vanderbilt 01/15/20
FEWEST REBS	23	vs Missouri 02/22/20
	24	vs North Texas 11/12/19
	24	at LSU 01/08/20
	25	vs Duke 03/26/22
	25	at Texas A&M 03/07/20
FEWEST OFF REB	2	vs Missouri 02/22/20
	3	vs New Mexico State 03/19/22
	3	at LSU 01/08/20
	3	at Georgia Tech 11/25/19
	4	3x - LAST: vs Georgia 02/21/23
FEWEST DEF REB	15	vs UConn 03/23/23
	15	at Florida 02/18/20
	17	vs Oklahoma 12/10/22
	17	vs Duke 03/26/22
	18	vs Texas A&M 03/10/23
	18	vs Kentucky 03/04/23
	18	at Tennessee 02/11/20
	18	vs TCU 01/25/20
FEWEST ASSISTS	4	vs Illinois 03/16/23
	4	at Texas A&M 02/15/23
	4	vs Troy 11/28/22
	6	vs Stanford 11/22/23
	6	at Alabama 02/25/23
	6	at Tennessee 02/11/20
FEWEST STEALS	0	vs Texas Tech 03/21/21
	2	vs New Mexico State 03/19/22
	2	at Tennessee 01/06/21
	3	vs Old Dominion 11/13/23
	3	at Vanderbilt 01/14/23
	4	9x - LAST: vs Memphis 11/23/23
FEWEST BLOCKS	0	at Alabama 02/12/22
	1	vs New Mexico State 03/19/22
	1	vs Texas Tech 03/21/21
	1	vs Georgia 01/09/21
	1	vs Northern Kentucky 11/30/19
	1	vs South Carolina 01/29/20
	1	vs Mississippi State 02/15/20
	1	at Florida 02/18/20
FEWEST TO	4	vs Old Dominion 11/13/23
	5	vs New Mexico State 03/19/22
	5	vs Northern Iowa 11/17/21
	5	vs LSU 03/04/20
	6	5x LAST vs Kentucky 03/04/23
FOULS	6	vs Mercer 11/09/21
	10	vs Southern 12/09/20
	12	vs Old Dominion 11/13/23
	12	vs Florida 02/18/23
	12	vs Oklahoma 12/10/22
	12	vs Mississippi Valley 11/25/20

## OPP GAME LOWS (w/Muss at ARK):

FEWEST PTS	40	vs LSU 01/24/23
	43	vs Missouri 01/12/22
	43	vs Rice 11/05/19
	43	vs North Texas 11/12/19
	44	vs Southern 12/09/20
FEWEST FG	14	vs LSU 01/24/23
	14	vs Missouri 01/12/22
	15	vs Mississippi State 02/02/21
	15	vs Lipscomb 12/05/20
	16	vs Tennessee 02/19/22
	16	vs Rice 11/05/19
FEWEST FGA	44	vs Louisville 11/21/22
	45	vs Bradley 12/17/22
	45	vs Fordham 11/11/22
	45	vs Texas A&M 01/04/20
	46	at Florida 02/18/20
LOWEST FG%	.254 (15-59)	vs Lipscomb 12/05/20
	.259 (14-54)	vs LSU 01/24/23
	.271 (16-59)	vs Tennessee 02/19/22
	.286 (18-63)	vs Southern 12/09/20
	.286 (16-56)	vs Rice 11/05/19
	.292 (14-48)	vs Missouri 01/12/22
FEWEST 3PT FG	1	vs Texas A&M 03/10/23

	1	vs LSU 01/24/23
	1	vs Ole Miss 01/27/21
	1	vs Southern 12/09/20
	2	9x - LAST: vs UNC Asheville 12/12/22
FEWEST 3 FGA	7	vs Mississippi State 02/15/20
	9	vs <b>Alcorn State 11/06/023</b>
	9	vs LSU 01/24/23
	10	vs Texas A&M 03/10/23
	10	vs Duke 03/26/22
LOWEST 3 PT%	.063 (1-16)	vs Ole Miss 01/27/21
	.077 (1-13)	vs Southern 12/09/20
	.080 (2-25)	vs Rice 11/05/19
	.100 (1-10)	vs Texas A&M 03/10/23
	.111 (1-9)	vs LSU 01/24/23
	.111 (2-18)	vs San Diego State 11/23/22
	.118 (2-17)	vs North Texas 11/12/19
	.125 (2-16)	vs Missouri 01/12/22
	.125 (2-16)	vs Montana 11/16/19
FEWEST FT	3	vs Alabama 02/24/21
	3	vs Mississippi Valley 11/25/20
	4	vs <b>Old Dominion 11/13/23</b>
	5	vs Elon 12/21/21
	6	5x LAST vs Ole Miss 01/21/23
FEWEST FTA	3	vs Alabama 02/24/21
	5	vs <b>Old Dominion 11/13/23</b>
	6	vs Mississippi Valley 11/25/20
	9	vs Elon 12/21/21
	9	vs Oklahoma 12/10/22
LOWEST FT%	.375 (3-8)	vs Alabama 02/24/21
	.462 (6-13)	vs Ole Miss 01/21/23
	.467 (7-15)	vs Central Arkansas 12/01/21
	.471 (8-17)	vs Auburn 02/08/22
	.500 (6-12)	at LSU 12/28/22
	.500 (9-18)	vs UNC Asheville 12/21/22
	.500 (12-24)	vs South Carolina 01/18/22
	.500 (6-12)	vs LSU 02/27/21
	.500 (9-18)	at Indiana 12/29/19
FEWEST REBS	19	vs Auburn 03/09/23
	21	vs Charlotte 12/01/21
	22	vs Mercer 11/09/21
	23	at Missouri 01/18/23
	23	vs Missouri 01/04/23
	25	vs Florida 02/18/23
FEWEST OFF REBS	4	vs Charlotte 12/01/21
	4	vs Mercer 11/09/21
	4	vs Mississippi State 02/15/20
	4	vs Vanderbilt 01/15/20
	5	7x - LAST: vs New Mexico State 03/19/22
FEWEST DEF REBS	13	vs Auburn 03/09/23
	14	vs Missouri 01/04/23
	16	at Missouri 01/18/23
	17	vs Florida 02/18/23
	17	vs Charlotte 12/01/21
	18	3x LAST - vs San Jose State 12/03/22
FEWEST ASSISTS	4	vs Louisville 11/21/22
	5	at Baylor 01/28/23
	5	vs Southern 12/09/20
	6	vs Georgia 02/21/23
	6	vs LSU 01/24/23
	6	vs Florida 02/16/21
	6	at Ole Miss 01/11/20
	6	at Missouri 02/08/20
FEWEST STEALS	0	vs Vanderbilt 01/15/20
	1	vs Vermont 03/19/22
	1	vs Cincinnati 11/23/21
	1	at Kentucky 02/09/21
	1	at LSU 01/08/20
	2	3x: LAST vs Mississippi State 02/05/22
FEWEST BLKS	0	vs <b>Stanford 11/22/23</b>
	0	vs <b>Gardner-Webb 11/10/23</b>
	0	vs Fordham 11/11/22
	0	vs Hofstra 12/18/21
	0	vs Georgia 01/09/21
	0	vs Southern 12/09/20
	0	vs North Texas 11/12/19
	0	vs Austin Peay 12/03/19
	1	17x LAST: vs <b>UNCG 11/17/23</b>
FEWEST TO	5	at Tennessee 01/06/21
	6	vs Vermont 03/19/22
	7	vs Lipscomb 12/05/20
	8	at Baylor 01/28/23
	8	at Auburn 01/07/23
	8	vs LSU 02/27/21
FEWEST FOULS	12	at Tennessee 01/06/21
	12	vs Central Arkansas 12/12/20
	14	6x - LAST: at Georgia 02/02/22



# RANKING SEC HOOPS COACHES

GOING INTO THE 2023-24 SEASON

1. ERIC MUSSELMAN
2. JOHN CALIPARI
3. RICK BARNES
4. NATE OATS
5. CHRIS BEARD
6. BRUCE PEARL
7. BUZZ WILLIAMS
8. CHRIS JANS
9. DENNIS GATES
10. JERRY STACKHOUSE
11. TODD GOLDEN
12. MIKE WHITE
13. MATT MCMAHON
14. LAMONT PARIS

COLLEGE BASKETBALL REPORT

## MUSSELMAN MILESTONE COLLEGIATE WINS

### OVERALL

1	11/13/15	vs Coastal Carolina (Honolulu, Hawaii)	73-56
100	01/24/19	Colorado State (Reno, Nev.)	100-60
200	02/07/23	at Kentucky (Lexington, Ky.)	88-73

### AT ARKANSAS

1	11/05/19	Rice (Fayetteville, Ark.)	91-43
50	11/23/21	vs Cincinnati (Kansas City, Mo.)	73-67

## MUSSELMAN PLAYERS OF NOTE

### CODY MARTIN NEVADA

- Charlotte Hornets (Free Agent) • 2019-pres.
- 2x All-Mountain West (2018 and 2019)

### CALEB MARTIN NEVADA

- Hornets (2019 2nd Rd / 36th pick) • Heat 2021-pres.
- 2x First Team All-America (2018 and 2019)

### JORDAN CAROLINE NEVADA

- 3x First Team All-Mountain West (2018 and 2019)

### CAM OLIVER NEVADA

- Rockets (2021 Free Agent)
- Led Australian NBL in rebounding in 2020

### JALEN HARRIS NEVADA

- Toronto Raptors (2nd Rd / 59th pick) • 2020

### ISAIAH JOE ARKANSAS

- 76ers (2nd Rd • 49th pick) 2020-22; Thunder 2022-pres.

### MASON JONES ARKANSAS

- Rockets, 76ers & Lakers (2021 Free Agent)
- 2020 All-American & 2020 SEC Player of the Year

### MOSES MOODY ARKANSAS

- Golden State Warriors (1st Rd • 14th pick) • 2021
- 1st "one-and-done" in Arkansas history
- 2021 All-American & 2021 SEC Freshman of the Year

### JD NOTAE ARKANSAS

- 2021 6th Man of the Year • Bleacher Report's National & SEC
- 2022 All-American and consensus 1st team All-SEC

### STANLEY UMUDE ARKANSAS

- Detroit Pistons (2023 free agent)

### JAYLIN WILLIAMS ARKANSAS

- OKC Thunder (2nd Rd • 34th pick)
- 1st team All-SEC / Defensive All-SEC

### ANTHONY BLACK ARKANSAS

- Orlando Magic (1st Rd • 6th pick)
- 2nd team All-SEC / SEC All-Freshman Team

### NICK SMITH JR. ARKANSAS

- Charlotte Hornets (1st Rd • 27th pick)

### JORDAN WALSH ARKANSAS

- Boston Celtics (2nd Rd • 38th pick)

### RICKY COUNCIL IV ARKANSAS

- Philadelphia 76ers (free agent)
- 2nd team All-SEC

## IN HIS FIRST EIGHT YEARS AS A COLLEGIATE HEAD COACH

- » Twice led the NCAA in FT Made (2016 & 2022)
- » Led the NCAA in FT Attempts (2022)
- » Led the NCAA in 3-pt FG Pct Defense (2020)
- » Ranked 1st (4x) or 2nd (3x) seven times in the league in FT Made
- » Ranked 1st (5x) or 2nd (2x) seven times in the league in FT Attempts
- » 8x - Ranked among NCAA top 25 in FT Atts AND 7x in FT Made
- » 4x - Led the league in Scoring Margin (2017, '18, '19, '21)
- » 4x - Led the league in Fewest Turnovers (2017, '18, '19, '20)
- » 3x - Led the league in Overall W-L Percentage (2017, '18, '19)
- » 3x - Led the league in Assist-To-TO Ratio (2017, '18, '19)
- » 3x - In NCAA top 20 in 3PTFG% Defense (2017, '18, '20)

### OTHER TEAM HIGHLIGHTS

- » 2nd in the NCAA in Assist-To-TO Ratio (2018)
- » 2nd in the NCAA in Total Rebounds (2016)
- » 2nd in the NCAA in Free Throws Made (2021)
- » 3rd in the NCAA in Total Blocked Shots (2016)
- » 4th in the NCAA in Rebound Margin (2016)
- » 4th in the NCAA in Fewest TO Per Gm (2018)

### PLAYER HIGHLIGHTS

- » 10 Players in the NBA in 8 yrs as college coach
- » 4x - Players led his league in 3-PT FG Made
- » 3x - Player led his league in points scored
- » 4 All-Americans (Caleb Martin 2x, Mason Jones, Moses Moody, JD Notae)
- » 21 All-Conference Honors
- » 7 All-Defensive Team Honors
- » 3 Conference Newcomers of the Year
- » 3 Conference 6th Man Award
- » 2 Conference Players of the Year
- » 2 Conference Freshman of the Year
- » 1 Conference Defensive Player of the Year

## MUSSELMAN RECORD • POINTS SCORED

Scoring Below 50 Points:	0-0
- At Arkansas	0-0
Home:	0-0
Away:	0-0
Neutral:	0-0
Scoring 50-59 Points:	1-13
- At Arkansas:	1-5
Home:	0-1
Away:	0-10
Neutral:	1-2
Scoring 60-69 Points:	24-25
- At Arkansas	16-14
Home:	14-6
Away:	6-11
Neutral:	4-8
Scoring 70-79 Points:	75-27
- At Arkansas	37-16
Home:	41-7
Away:	15-14
Neutral:	19-6
Scoring 80-89 Points:	69-8
- At Arkansas	27-6
Home:	41-0
Away:	17-5
Neutral:	11-3
Scoring 90-99 Points:	28-1
- At Arkansas	13-0
Home:	18-0
Away:	9-1
Neutral:	1-0
Scoring 100 or More Points:	11-1
- At Arkansas	3-0
Home:	7-0
Away:	3-1
Neutral:	1-0

## BEST WINNING PERCENTAGE

active NCAA Division I head coaches  
(min 5 yrs • Division I wins - Sun - Nov 19)

1	Mark Few, Gonzaga	690-135	.836	25 yrs
2	Bill Self, Kansas	775-237	.766	31 yrs
3	Brian Dutcher, San Diego St.	155-48	.764	7 yrs
4	John Calipari, Kentucky	793-252	.759	32 yrs
5	Chris Jans, Mississippi State	169-57	.748	8 yrs
6	<b>ERIC MUSSELMAN, ARKANSAS</b>	<b>208-77</b>	<b>.730</b>	<b>9 yrs</b>
7	Thad Matta, Butler	456-173	.725	19 yrs
8	Tony Bennett, Virginia	414-158	.724	18 yrs
9	Darian DeVries, Drake	125-48	.723	6 yrs
10	Bob Richley, Furman	142-57	.714	8 yrs



## MUSSELMAN RECORD • POINTS ALLOWED

Opponent Scores Below 50 Points:	12-0
- At Arkansas	10-0
Home:	10-0
Away:	1-0
Neutral:	1-0
Opponent Scores 50-59 Points:	40-1
- At Arkansas	22-0
Home:	28-1
Away:	9-0
Neutral:	3-0
Opponent Scores 60-69 Points:	77-11
- At Arkansas	33-5
Home:	47-0
Away:	13-6
Neutral:	17-5
Opponent Scores 70-79 Points:	60-27
- At Arkansas	28-17
Home:	30-8
Away:	17-15
Neutral:	13-4
Opponent Scores 80-89 Points:	18-26
- At Arkansas	5-16
Home:	7-5
Away:	8-14
Neutral:	3-7
Opponent Scores 90-99 Points:	2-8
- At Arkansas	1-5
Home:	2-2
Away:	0-4
Neutral:	0-2
Opponent Scores 100 or More Points:	1-2
- At Arkansas	0-0
Home:	0-0
Away:	1-2
Neutral:	0-0

# KHALIF BATTLE

G • 6-5 • 185 • Grad. Sr. (2) || Hillside, N.J. (Trenton Catholic / Temple)

@khalifbattle24

@khalifmalikbattle

In 2022-23, Battle averaged a team-best 17.9 points in 27 games, including 13 games with 20-plus points, and **ranked 10th in the NCAA in free throw percentage** ... In his collegiate career, Battle has played in 69 games (19 starts) and scored 871 points, averaging 12.6 points and 3.2 rebounds. He has shot 40.6% from the field, 35.4% from 3-point and 84.1% from the free throw line.

•1 of 2 Razorbacks to make a 3-pointer in all six games this season (w/ Brazile)

## 2023-24 HIGHLIGHTS

- **ALCORN:** Led the team in scoring with 21 points (5-of-9 FG • 3-of-6 3PT • 8-of-9 FT) and tied for the team lead at +23.
- **GWU:** Once again, led the team in scoring with 21 points (5-of-9 FG • 3-of-4 3PT • 8-of-10 FT).
- **MEMPHIS:** Led the team with 21 points, making 3-of-4 3-pointers and going 8-of-11 at the line.

KHALIF BATTLE 2023-24 GAME STATS																								
Opponent	Date	GS	Min	FG	FGA	Pct	3FG	3A	Pct	FT	FTA	Pct	O	D	Tot	Avg	PF	FO	A	TO	Blk	Stl	Pts	Avg
ALCORN	11/06/23		19	5	9	.556	3	6	.500	8	9	.889	1	2	3	3.0	3	0	2	3	0	0	21	21.0
GARDNER-WEBB	11/10/23		25	5	9	.556	3	4	.750	8	10	.800	0	4	4	3.5	1	0	1	0	0	0	21	21.0
OLD DOMINION	11/13/23		20	3	6	.500	2	3	.667	5	6	.833	0	2	2	3.0	2	0	1	1	0	0	13	18.3
UNC GREENSBORO	11/17/23		34	2	10	.200	1	6	.167	6	8	.750	0	6	6	3.8	3	0	2	2	0	0	11	16.5
vs Stanford	11/22/23		31	2	11	.182	1	4	.250	4	4	1.000	0	1	1	3.2	5	1	0	1	0	1	9	15.0
vs Memphis	11/23/23		30	5	8	.625	3	4	.750	8	11	.727	0	2	2	3.0	5	1	0	4	0	1	21	16.0
Totals		0	159	22	53	.415	13	27	.481	39	48	.813	1	17	18	3.0	19	2	6	11	0	2	96	16.0

KHALIF BATTLE CAREER STATISTICS																									
Year	GP	GS	Min	Avg	FG	FGA	Pct	3FG	3FGA	Pct	FT	FTA	Pct	Off	Def	Tot	Avg	PF	FO	Ast	TO	Blk	Stl	Pts	Avg
2019-20 (Butler)	24	0	262	10.9	25	75	.333	13	43	.302	9	14	.643	0	25	25	1.0	32	0	13	18	0	10	72	3.0
2020-21 (Temple)	11	4	346	31.5	51	146	.349	23	73	.315	40	50	.800	8	62	70	6.4	34	0	26	30	2	4	165	15.0
2021-22 (Temple)	7	7	223	31.9	50	93	.538	21	43	.488	29	36	.806	3	24	27	3.9	16	0	7	15	0	3	150	21.4
2022-23 (Temple)	27	8	869	32.2	155	378	.410	77	220	.350	97	108	.898	8	88	96	3.6	53	0	49	62	3	26	484	17.9
2023-24 (ARK)	6	0	159	26.5	22	53	.415	13	27	.481	39	48	.813	1	17	18	3.0	19	2	6	11	0	2	96	16.0
TOTAL	75	19	1859	24.8	303	745	.407	147	406	.362	214	256	.836	20	216	236	3.1	154	2	101	166	5	45	967	12.9

COUNTDOWN TO 1,000 POINTS 0033

## FULL BIO/STATS

Pronounced: KAY-lif

Including 2023-24, has TWO years of collegiate eligibility  
Graduated from Temple (Summer '23) - Adult & Organizational Development  
Pursuing a second undergraduate degree from Arkansas in Food, Health & Nutrition  
Born on June 24, 2000, in Hillside, N.J. • Son of Gary & Daniella Battle • Brother: Tyus played at Syracuse. Sister: Gigi

## DOUBLE-DOUBLES (3)

SOPHOMORE (at Temple)	(3)
01/26/21 • TULSA	22 pts 11 reb
02/21/21 • SOUTH FLORIDA	32 pts 10 reb
03/11/21 • vs South Florida	18 pts 10 reb



## BATTLE'S PERSONAL BESTS

POINTS	
Season: 21 (3x)	LAST vs Memphis (11/23/23)
Career: 32	vs South Florida (02/21/21)
SEC:	
FG MADE	
Season: 5 (3x)	LAST vs Memphis (11/23/23)
Career: 10 (2x)	LAST vs Richmond (11/22/22)
SEC:	
FG ATTEMPTED	
Season: 11	vs Stanford (11/22/23)
Career: 22	vs South Florida (02/21/21)
SEC:	
3-POINT FG MADE	
Season: 3 (3x)	LAST vs Memphis (11/23/23)
Career: 6	vs Richmond (11/22/22)
SEC:	
3-PT FG ATTEMPTS	
Season: 6 (2x)	LAST vs UNC Greensboro (11/17/23)
Career: 14	at Tulsa (01/10/23)
SEC:	
FT MADE	
Season: 8 (3x)	LAST vs Memphis (11/23/23)
Career: 10	vs South Florida (02/21/21)
SEC:	
FT ATTEMPTED	
Season: 11	vs Memphis (11/23/23)
Career: 12	vs South Florida (02/21/21)
SEC:	
REBOUNDS	
Season: 6	vs UNC Greensboro (11/17/23)
Career: 11	vs Tulsa (01/26/21)
SEC:	
ASSISTS	
Season: 2	vs Alcorn State (11/06/23)
Career: 6	vs UMES (12/20/22)
SEC:	
STEALS	
Season: 1 (2x)	LAST vs Memphis (11/23/23)
Career: 4 (2x)	LAST vs UMES (12/20/22)
SEC:	
BLOCKED SHOTS	
Season: --	
Career: 2	vs South Florida (03/11/21)
SEC:	
MINUTES	
Season: 33:18	vs UNC Greensboro (11/17/23)
Career: 40:00 (3x)	LAST vs Ole Miss (12/17/22)
SEC:	

## 2 TREVON BRAZILE

F • 6-10 • 220 • R-So. (3) || Springfield, Mo. (Kickapoo HS / Missouri)

## FULL BIO/STATS

Pronounced: Trev-In "Brazil"

@trevonbrazile2

@thetrevonbrazile

Including 2023-24, has THREE years of collegiate eligibility  
Major: CommunicationsBorn on Jan. 7, 2003, in Springfield, Mo. • The son of Phillip Brazile and Melissa Baldwin  
Siblings: Phillip Brazile II; Brittany Brazile; Reece Winn; Tamia Brazile; Mariah Fuller; Prince Fuller

- 1 of 50 on the Jersey Mike's Naismith Player of the Year Trophy Watch List
- 1 of 20 on the Karl Malone Power Forward of the Year Watch List
- 2023-24 First Team Preseason All-SEC by media and coaches
- Only played nine games in 2022-23 before suffering a season-ending knee injury

- 1 of 2 Razorbacks to make a 3-pointer in all six games this season (w/ Battle)

## 2023-24 HIGHLIGHTS

- **GWU:** Had 5 blocked shots, led the team in rebounds (7) and scored 10 points (4-of-4 FG, 1-of-1 3PT).
- **ODU:** Blocked four shots and scored 11 points – 10 in the second half as he hit 2-of-4 from deep
- **STANFORD:** Had a **career-high 17 rebounds** (career-high eight offensive) and recorded his **third career double-double**, adding a season-high 14 points ... Made a 3-pointer to start second OT ... Was 6-of-6 at the free throw line ... Played a **career-high 45:52**.
- **MEMPHIS:** For the second consecutive game, **recorded a double-double** with 13 points and 10 rebounds (seven offensive).



## DOUBLE-DOUBLES (4)

SOPHOMORE (at ARK)		(2)
11/07/22 • NORTH DAKOTA STATE	21 pts	12 reb
11/16/22 • SOUTH DAKOTA STATE	13 pts	10 reb

R-SOPHOMORE (at ARK)		(2)
11/22/23 • vs Stanford	# 14 pts	17 reb
11/23/23 • vs Memphis	# 13 pts	10 reb
# - back-to-back games		



## BRAZILE'S PERSONAL BESTS

## POINTS

Season:	14	vs Stanford (11/22/23)
Career:	23	vs San Jose State (12/03/22)
SEC:	11	at LSU (02/26/22)

## FG MADE

Season:	5	vs Memphis (11/23/23)
Career:	8	vs San Jose State (12/03/22)
SEC:	5	at LSU (02/26/22)

## FG ATTEMPTED

Season:	12	vs Stanford (11/22/23)
Career:	14 (2x)	LAST vs San Diego St (11/23/22)
SEC:	9	at LSU (02/26/22)

## 3-POINT FG MADE

Season:	2 (2x)	LAST vs Stanford (11/22/23)
Career:	3 (3x)	LAST vs San Diego St (11/23/22)
SEC:	1 (7x)	vs Georgia (03/05/22)

## 3-PT FG ATTEMPTS

Season:	5	vs Stanford (11/22/23)
Career:	8	vs San Diego State (11/23/22)
SEC:	2	at Georgia (02/02/22)

## FT MADE

Season:	6	vs Stanford (11/22/23)
Career:	6 (2x)	LAST vs Stanford (11/22/23)
SEC:	3	vs Tennessee (02/22/22)

## FT ATTEMPTED

Season:	6 (2x)	LAST vs Stanford (11/22/23)
SEC:	8 (2x)	LAST vs San Jose St (12/03/22)
Career:	7	vs Ole Miss (03/09/22)

## REBOUNDS

Season:	17	vs Stanford (11/22/23)
Career:	17	vs Stanford (11/22/23)
SEC:	10	vs Georgia (03/05/22)

## ASSISTS

Season:	2 (2x)	LAST vs Stanford (11/22/23)
Career:	3	vs Alabama (01/08/22)
SEC:	3	vs Alabama (01/08/22)

## STEALS

Season:	2 (2x)	LAST vs Memphis (11/23/23)
Career:	2 (6x)	LAST vs Stanford (11/22/23)
SEC:	2	vs Texas A&M (01/15/22)

## BLOCKED SHOTS

Season:	5	vs Gardner-Webb (11/10/23)
Career:	6	vs Illinois (12/22/21)
SEC:	4 (2x)	vs Georgia (03/05/22)

## MINUTES

Season:	45:52	vs Stanford (11/22/23)
Career:	45:52	vs Stanford (11/22/23)
SEC:	28:23	at LSU (02/26/22)

## TREVON BRAZILE 2023-24 GAME STATS

Opponent	Date	GS	Min	FG	FGA	Pct	3FG	3A	Pct	FT	FTA	Pct	O	D	Tot	Avg	PF	FO	A	TO	Blk	Stl	Pts	Avg
ALCORN	11/06/23	*	22	4	5	.800	1	2	.500	4	4	1.000	1	5	6	6.0	0	0	0	1	0	1	13	13.0
GARDNER-WEBB	11/10/23	*	23	4	4	1.000	1	1	1.000	1	2	.500	1	6	7	6.5	4	0	0	3	5	0	10	11.5
OLD DOMINION	11/13/23	*	30	3	7	.429	2	4	.500	3	6	.500	2	2	4	5.7	3	0	2	2	4	1	11	11.3
UNC GREENSBORO	11/17/23	*	29	3	6	.500	1	4	.250	2	2	1.000	2	7	9	6.5	3	0	0	2	2	1	9	10.8
vs Stanford	11/22/23	*	45	3	12	.250	2	5	.400	6	6	1.000	8	9	17	8.6	2	0	2	2	0	2	14	11.4
vs Memphis	11/23/23	*	39	5	10	.500	1	3	.333	2	2	1.000	7	3	10	8.8	4	0	1	3	0	2	13	11.7
<b>Totals</b>			<b>6</b>	<b>188</b>	<b>22</b>	<b>.44</b>	<b>.500</b>	<b>8</b>	<b>.19</b>	<b>.421</b>	<b>18</b>	<b>.22</b>	<b>.818</b>	<b>21</b>	<b>32</b>	<b>53</b>	<b>8.8</b>	<b>16</b>	<b>0</b>	<b>5</b>	<b>13</b>	<b>11</b>	<b>70</b>	<b>11.7</b>

## TREVON BRAZILE CAREER STATISTICS

Year	GP	GS	Min	Avg	FG	FGA	Pct	3FG	3FGA	Pct	FT	FTA	Pct	Off	Def	Tot	Avg	PF	FO	Ast	TO	Blk	Stl	Pts	Avg
2021-22 (MIZZOU)	24	22	507	21.1	57	105	.543	10	31	.323	27	46	.587	28	92	120	5.0	30	0	18	27	46	10	151	6.3
2022-23 (ARK)	9	0	243	27.0	37	77	.481	11	29	.379	21	31	.677	9	45	54	6.0	23	1	9	20	11	9	106	11.8
2023-24 (ARK)	6	6	188	31.3	22	44	.500	8	19	.421	18	22	.818	21	32	53	8.8	16	0	5	13	11	7	70	11.7
<b>TOTAL</b>	<b>39</b>	<b>28</b>	<b>938</b>	<b>24.1</b>	<b>116</b>	<b>226</b>	<b>.513</b>	<b>29</b>	<b>79</b>	<b>.367</b>	<b>66</b>	<b>99</b>	<b>.667</b>	<b>58</b>	<b>169</b>	<b>227</b>	<b>5.8</b>	<b>69</b>	<b>1</b>	<b>32</b>	<b>60</b>	<b>68</b>	<b>17</b>	<b>327</b>	<b>8.4</b>



## 3 EL ELLIS

G • 6-3 • 180 • Grad. Sr. (1) • Durham, N.C. (Quality Education Acad. / Louisville)

@eellis3

@eellis3

- Scored 843 points in two seasons at Louisville, including 565 last season ... Played two seasons at Tallahassee CC, two at Louisville.
- 2022-23 All-ACC Honorable Mention ... 2021-22 Runner-up for Sixth Man of the Year.
- Two-time JuCo All-American

The 2023-24 season is his final year of eligibility • Graduated from Louisville (Spring '23) - Sport Management  
Pursuing a second undergraduate degree from Arkansas in Arts & Sciences  
Born on Dec. 18, 1999, in Durham, N.C. • Son of Elbert Ellis, Jr. and Tasha McArthur  
Dad (Elbert) was a six-time All-American track athlete at Pitt. Brothers: Deon McArthur, Mannie Ellis & Jeremiah Ellis

## DOUBLE-DOUBLES (1)

SENIOR (at UofL) (1)  
12/14/22 • WESTERN KENTUCKY 30 pts 10 ast

## 2023-24 HIGHLIGHTS

- GWU:** Grabbed a **career-high six rebounds** and scored 13 points.
- ODU:** Led Arkansas with 17 points, scoring 15 in the second half on 6-of-8 shooting ... Finished with **eight assists** and **ZERO** turnovers.
- UNCG:** Scored 19 points, all in the second half, going 7-of-8 at the line.
- MEMPHIS:** Led the team with three assists



## ELLIS' PERSONAL BESTS

## POINTS

Season: 19 vs UNC Greensboro (11/17/23)

Career: 33 at Miami (FL) (02/11/23)

SEC:

## FG MADE

Season: 7 vs Old Dominion (11/13/23)

Career: 12 (2x) LAST at Miami (FL) (02/11/23)

SEC:

## FG ATTEMPTED

Season: 11 (2x) LAST vs Old Dominion (11/13/23)

Career: 20 (2x) LAST at Miami (FL) (02/11/23)

SEC:

## 3-POINT FG MADE

Season: 2 vs UNC Greensboro (11/17/23)

Career: 5 vs North Carolina (02/01/22)

SEC:

## 3-PT FG ATTEMPTS

Season: 5 vs UNC Greensboro (11/17/23)

Career: 11 (3x) LAST vs Appa State (11/15/22)

SEC:

## FT MADE

Season: 7 vs UNC Greensboro (11/17/23)

Career: 10 at NC State (12/22/22)

SEC:

## FT ATTEMPTED

Season: 8 vs UNC Greensboro (11/17/23)

Career: 11 (2x) LAST at NC State (12/22/22)

SEC:

## REBOUNDS

Season: 6 vs Gardner-Webb (11/10/23)

Career: 6 (3x) LAST vs Gardner-Webb (11/06/23)

SEC:

## ASSISTS

Season: 8 vs Old Dominion (11/13/23)

Career: 10 vs Western Kentucky (12/14/22)

SEC:

## STEALS

Season: 1 (3x) LAST vs Old Dominion (11/13/23)

Career: 4 at Kentucky (12/31/22)

SEC:

## BLOCKED SHOTS

Season: --

Career: 1 (2x) LAST at Boston College (01/25/23)

SEC:

## MINUTES

Season: 33:50 vs Old Dominion (11/13/23)

Career: 40:00 (4x) LAST at Clemson (01/11/23)

SEC:

## EL ELLIS 2023-24 GAME STATS

Opponent	Date	GS	Min	FG	FGA	Pct	3FG	3A	Pct	FT	FTA	Pct	O	D	Tot	Avg	PF	FO	A	TO	Blk	Stl	Pts	Avg
ALCORN	11/06/23	*	24	3	6	.500	1	4	.250	1	2	.500	0	0	0	0.0	2	0	4	3	0	1	8	8.0
GARDNER-WEBB	11/10/23	*	33	5	11	.455	1	3	.333	2	2	1.000	0	6	6	3.0	2	0	3	1	0	1	13	10.5
OLD DOMINION	11/13/23	*	34	7	11	.636	1	2	.500	2	4	.500	0	3	3	3.0	0	0	8	0	0	1	17	12.7
UNC GREENSBORO	11/17/23	*	30	5	10	.500	2	5	.400	7	8	.875	2	2	4	3.3	4	0	0	4	0	0	19	14.3
vs Stanford	11/22/23		6	0	4	.000	0	1	.000	0	0	.000	0	0	0	2.6	1	0	0	1	0	0	0	11.4
vs Memphis	11/23/23		13	0	3	.000	0	2	.000	0	0	.000	0	1	1	2.3	0	0	3	2	0	0	0	9.5
<b>Totals</b>			<b>4</b>	<b>140</b>	<b>20</b>	<b>.444</b>	<b>5</b>	<b>17</b>	<b>.294</b>	<b>12</b>	<b>16</b>	<b>.750</b>	<b>2</b>	<b>12</b>	<b>14</b>	<b>2.3</b>	<b>9</b>	<b>0</b>	<b>18</b>	<b>11</b>	<b>0</b>	<b>3</b>	<b>57</b>	<b>9.5</b>

## EL ELLIS CAREER STATISTICS

Year	GP	GS	Min	Avg	FG	FGA	Pct	3FG	3FGA	Pct	FT	FTA	Pct	Off	Def	Tot	Avg	PF	FO	Ast	TO	Blk	Stl	Pts	Avg
2021-22 (UofL)	32	9	656	20.5	96	242	.397	41	114	.360	45	65	.692	6	55	61	1.9	47	0	51	45	0	12	278	8.7
2022-23 (UofL)	32	32	1150	35.9	189	461	.410	59	185	.319	128	158	.810	10	74	84	2.6	52	0	140	120	2	31	565	17.7
2023-24 (ARK)	6	4	140	23.3	20	45	.444	5	17	.294	12	16	.750	2	12	14	2.3	9	0	18	11	0	3	57	9.5
<b>TOTAL</b>	<b>70</b>	<b>45</b>	<b>1946</b>	<b>27.8</b>	<b>305</b>	<b>748</b>	<b>.408</b>	<b>105</b>	<b>316</b>	<b>.332</b>	<b>185</b>	<b>239</b>	<b>.774</b>	<b>18</b>	<b>141</b>	<b>159</b>	<b>2.3</b>	<b>108</b>	<b>0</b>	<b>209</b>	<b>176</b>	<b>2</b>	<b>46</b>	<b>900</b>	<b>12.9</b>

# 4 DAVONTE "DEVO" DAVIS

6 • 6-4 • 185 • Sr. (2) || Jacksonville, Ark. (Jacksonville, HS)

 @MrDevoBuckets

 @devofor3

- **2023-24 2nd Team All-SEC by media and coaches**
- **2023 SEC All-Defensive Team selection** ... 3x SEC Academic Honor Roll ... Department's Honor Roll (3.0-3.49 GPA)
- The only Razorback play in Arkansas' Back-to-Back-to-Back SWEET 16 runs.
- Just the ninth Razorback to reach 900+ points, 400+ rebounds, 200+ assists & 100+ steals in his Arkansas career

- **His first 81 career games:**  
29-of-126 (.230)      2+ 3's in a Gm: 10x
- **His last 27 games:**  
46-of-123 (.374)      2+ 3's in a Gm: 13x

- Played his first **133 minutes this season (4+ games) with ZERO turnovers**
- Grabbed 5+ rebounds in each of the first five games ... Has scored double digits in four straight games.

## 2023-24 HIGHLIGHTS

- **ODU:** Scored a season-high 16 points
- **UNCG:** Had a season-high six rebounds with a team best three assists.
- **STANFORD:** Played a career-high 45:14 ... Hit two free throws with six seconds left to force the first overtime ... Had a steal late in the first overtime, was fouled and gave Arkansas a 3-point lead with four seconds left ... Led the team with three assists and added six rebounds.
- **MEMPHIS: Eclipsed the 1,000-point plateau with a 3-pointer** with 1.9 seconds left on the game ... Became the 46th Razorback to reach the milestone ... Finished with 15 points, going 3-of-7 from 3-point range.

DAVONTE DAVIS 2023-24 GAME STATS																			
Opponent	Date	GS	Min	FG	FGA	Pct	3FG	3A	Pct	FT	FTA	Pct	O	D	Tot	Avg	PF	FO	A
ALCORN	11/06/23	*	24	2	5	.400	1	3	.333	0	0	.000	2	3	5	5.0	3	0	5
GARDNER-WEBB	11/10/23	*	22	2	8	.250	0	4	.000	0	0	.000	0	5	5	5.0	2	0	2
OLD DOMINION	11/13/23	*	37	6	11	.545	1	4	.250	3	6	.500	2	3	5	5.0	0	0	2
UNC GREENSBORO	11/17/23	*	40	4	11	.364	0	4	.000	2	2	1.000	2	4	6	5.3	1	0	3
vs Stanford	11/22/23	*	45	3	14	.214	1	4	.250	3	6	.500	0	6	6	5.4	4	0	3
vs Memphis	11/23/23	*	38	5	14	.357	3	7	.429	2	2	1.000	0	3	3	5.0	3	0	1
<b>Totals</b>			<b>6</b>	<b>206</b>	<b>22</b>	<b>.349</b>	<b>6</b>	<b>26</b>	<b>.231</b>	<b>10</b>	<b>16</b>	<b>.625</b>	<b>6</b>	<b>24</b>	<b>30</b>	<b>5.0</b>	<b>13</b>	<b>0</b>	<b>16</b>

DAVONTE DAVIS CAREER STATISTICS																			
Year	GP	GS	Min	Avg	FG	FGA	Pct	3FG	3FGA	Pct	FT	FTA	Pct	Off	Def	Tot	Avg	PF	FO
2020-21	30	17	716	23.9	109	229	.476	2	13	.154	34	45	.756	36	98	134	4.5	70	0
2021-22	37	14	1021	27.6	114	266	.429	20	74	.270	58	82	.707	42	96	138	3.7	95	1
2022-23	35	31	1157	33.1	144	347	.415	47	136	.346	46	64	.719	24	129	153	4.4	91	4
2023-24	6	6	206	34.3	22	63	.349	6	26	.231	10	16	.625	6	24	30	5.0	13	0
<b>TOTAL</b>	<b>108</b>	<b>68</b>	<b>3100</b>	<b>28.7</b>	<b>389</b>	<b>905</b>	<b>.430</b>	<b>75</b>	<b>249</b>	<b>.301</b>	<b>148</b>	<b>207</b>	<b>.715</b>	<b>108</b>	<b>347</b>	<b>455</b>	<b>4.2</b>	<b>269</b>	<b>5</b>

# FULL BIO/STATS

*Including 2023-24, has TWO years of collegiate eligibility*  
Major: Recreation & Sport Management  
Born on Sept. 24, 2001, in Jacksonville, Ark.  
The son Terrie Davis and grandson of Yvette Davis

## DOUBLE-DOUBLES (2)

JUNIOR			(2)
12/06/22 • UNC GREENSBORO	10 pts	10 reb	
01/11/23 • ALABAMA	16 pts	10 reb	



## DAVIS' PERSONAL BESTS

POINTS	
Season: 16	vs Old Dominion (11/13/23)
Career: 26	vs Oklahoma (12/11/21)
SEC: 20	vs Georgia (01/09/21)
FG MADE	
Season: 6	vs Old Dominion (11/13/23)
Career: 9 (3x)	LAST vs Kansas (03/18/23)
SEC: 9	vs Georgia (01/09/21)
FG ATTEMPTED	
Season: 14 (2x)	LAST vs Memphis (11/23/23)
Career: 21	vs Oklahoma (12/11/21)
SEC: 18	at LSU (12/28/22)
3-POINT FG MADE	
Season: 3	vs Memphis (11/23/23)
Career: 4 (4x)	LAST at Texas A&M (02/15/23)
SEC: 4 (3x)	LAST at Texas A&M (02/15/23)
3-PT FG ATTEMPTS	
Season: 7	vs Memphis (11/23/23)
Career: 10 (2x)	LAST at Texas A&M (02/15/23)
SEC: 10 (2x)	LAST at Texas A&M (02/15/23)
FT MADE	
Season: 3 (2x)	LAST vs Stanford (11/22/23)
Career: 9	at Texas A&M (01/08/22)
SEC: 9	at Texas A&M (01/08/22)
FT ATTEMPTED	
Season: 6 (2x)	LAST vs Stanford (11/22/23)
Career: 10	at Texas A&M (01/08/22)
SEC: 10	at Texas A&M (01/08/22)
REBOUNDS	
Season: 6 (2x)	LAST vs Stanford (11/22/23)
Career: 10 (3x)	LAST vs Auburn (03/09/23)
SEC: 10	vs Alabama (01/11/23)
ASSISTS	
Season: 5	vs Alcorn State (11/06/23)
Career: 8	vs Charlotte (12/07/21)
SEC: 7 (2x)	LAST at Kentucky (02/07/23)
STEALS	
Season: 1 (4x)	LAST vs Stanford (11/22/23)
Career: 5 (2x)	LAST vs Bradley (12/17/22)
SEC: 5	vs Auburn (02/08/22)
BLOCKED SHOTS	
Season: --	
Career: 2	vs Colgate (03/19/21)
SEC: 1 (4x)	LAST vs Alabama (01/11/23)
MINUTES	
Season: 45:14	vs Stanford (11/22/23)
Career: 45:14	vs Stanford (11/22/23)
SEC: 40:00 (2x)	LAST at S. Carolina (02/04/23)

# 5 JOSEPH PINION

6 • 6-5 • 195 • So. (3) || Morrilton, Ark. (Morrilton HS)

@josephpinion2

@josephpinion1

## FULL BIO/STATS

Including 2023-24, has THREE years of collegiate eligibility  
Major: Arts & Sciences  
Born on Nov. 17, 2003, in Morrilton, Ark.  
The son of Craig and Gail Pinion

- Made the Department's Honor Roll (3.0-3.49 GPA) for Fall 2022.
- Set two Razorback records last season:
  - ^ Most Free Throw Attempts in a Season without a miss (7-of-7)
  - ^ Most Minutes Played in a season without a turnover (148).
- Made his first 11 career free throw attempts (7-of-7 last year and his first four this tear) before missing his first attempt vs Gardner-Webb

### 2023-24 HIGHLIGHTS

- **ALCORN:** Had a **career-high two steals**



### PINION'S PERSONAL BESTS

#### POINTS

Season: 7 vs Alcorn State (11/06/23)  
Career: 13 (2x) LAST vs Ole Miss (01/21/23)  
SEC: 13 (2x) vs Ole Miss (01/21/23)

#### FG MADE

Season: 2 vs Gardner-Webb (11/10/23)  
Career: 5 vs Ole Miss (01/21/23)  
SEC: 5 vs Ole Miss (01/21/23)

#### FG ATTEMPTED

Season: 3 (2x) LAST vs Gardner-Webb (11/10/23)  
Career: 10 vs Ole Miss (01/21/23)  
SEC: 10 vs Ole Miss (01/21/23)

#### 3-POINT FG MADE

Season: 1 vs Alcorn State (11/06/23)  
Career: 3 (2x) LAST vs Ole Miss (01/21/23)  
SEC: 3 (2x) LAST vs Ole Miss (01/21/23)

#### 3-PT FG ATTEMPTS

Season: 2 vs Alcorn State (11/06/23)  
Career: 6 (2x) LAST vs Ole Miss (01/21/23)  
SEC: 6 (2x) LAST vs Ole Miss (01/21/23)

#### FT MADE

Season: 4 vs Alcorn State (11/06/23)  
Career: 2 (3x) LAST vs Missouri (01/04/23)  
SEC: 2 vs Missouri (01/04/23)

#### FT ATTEMPTED

Season: 4 vs Alcorn State (11/06/23)  
Career: 2 (3x) LAST vs Missouri (01/04/23)  
SEC: 2 vs Missouri (01/04/23)

#### REBOUNDS

Season: 1 (2x) LAST vs Stanford (11/22/23)  
Career: 5 vs Ole Miss (01/21/23)  
SEC: 5 vs Ole Miss (01/21/23)

#### ASSISTS

Season: --  
Career: 3 vs UNC Asheville (12/21/22)  
SEC: 1 vs Kentucky (03/04/23)

#### STEALS

Season: 2 vs Alcorn State (11/06/23)  
Career: 2 vs Alcorn State (11/06/23)  
SEC: 1 (4x) LAST vs Kentucky (03/04/23)

#### BLOCKED SHOTS

Season: 1 (2x) LAST vs Gardner-Webb (11/10/23)  
Career: 1 (3x) LAST vs Gardner-Webb (11/10/23)  
SEC: 1 vs Ole Miss (01/21/23)

#### MINUTES

Season: 12:36 vs Alcorn State (11/06/23)  
Career: 27:28 vs Missouri (01/04/23)  
SEC: 27:28 vs Missouri (01/04/23)

### JOSEPH PINION 2023-24 GAME STATS

Opponent	Date	GS	Min	FG	FGA	Pct	3FG	3A	Pct	FT	FTA	Pct	O	D	Tot	Avg	PF	FO	A	TO	Blk	Stl	Pts	Avg
ALCORN	11/06/23	12	1	3	.333	1	2	.500	4	4	1.000	0	1	1	1.0	0	0	0	0	1	2	7	7.0	
GARDNER-WEBB	11/10/23	8	2	3	.667	0	0	.000	1	2	.500	0	0	0	0.5	0	0	0	0	1	0	5	6.0	
OLD DOMINION	11/13/23	DNP																						
UNC GREENSBORO	11/17/23	3	0	1	.000	0	1	.000	0	0	.000	0	0	0	0.3	0	0	0	0	0	0	0	4.0	
vs Stanford	11/22/23	3	0	0	.000	0	0	.000	0	0	.000	0	1	1	0.5	1	0	0	0	0	0	0	3.0	
vs Memphis	11/23/23	0	0	0	.000	0	0	.000	0	0	.000	0	0	0	0.4	0	0	0	0	0	0	0	2.4	
Totals		0	26	3	7	.429	1	3	.333	5	6	.833	0	2	2	0.4	1	0	0	0	2	12	2.4	

### JOSEPH PINION CAREER STATISTICS

Year	GP	GS	Min	Avg	FG	FGA	Pct	3FG	3FGA	Pct	FT	FTA	Pct	Off	Def	Tot	Avg	PF	FO	Ast	TO	Blk	Stl	Pts	Avg
2022-23	24	0	144	6.0	21	45	.467	13	32	.406	7	7	1.000	4	11	15	0.6	20	0	3	0	1	6	62	2.6
2023-24	5	0	26	5.2	3	7	.429	1	3	.333	5	6	.833	0	2	2	0.4	1	0	0	0	2	2	12	2.4
TOTAL	31	0	174	5.6	24	54	.444	14	37	.378	12	13	.923	4	14	18	0.6	22	0	3	0	3	8	74	2.4



# 6 LAYDEN BLOCKER

6 • 6-2 • 180 • Fr. (4) || Little Rock, Ark. (Sunrise (Kan.) Christian Academy)

@Laygogetit2

@laygogetit

# FULL BIO/STATS

Including 2023-24, has FOUR years of collegiate eligibility  
Major: Arts & Sciences

Born on July 2, 2005 in Memphis, Tenn.  
Son of Lenard and Shrepre Blocker. Brothers: Landren and Langsten

The seventh-highest high school prospect Arkansas has been signed by ESPN (#1 overall) ... Was #24 nationally by Rivals

## 2023-24 HIGHLIGHTS

- STANFORD:** Had a breakout game, providing a spark off the bench and offensive rebounding ... Led the team with three teams ... Scored his first collegiate points ... Grabbed two rebonds (both offensive).
- MEMPHIS:** Earned his first career start and responded with season-high nine points and season-high three rebounds (all offensive).



## BLOCKER'S PERSONAL BESTS

<b>POINTS</b>
Career: 9 vs Memphis (11/23/23)
SEC:
<b>FG MADE</b>
Career: 3 vs Memphis (11/23/23)
SEC:
<b>FG ATTEMPTED</b>
Career: 5 (2x) LAST vs Memphis (11/23/23)
SEC:
<b>3-POINT FG MADE</b>
Career: --
SEC:
<b>3-PT FG ATTEMPTS</b>
Career: 1 vs Old Dominion (11/13/23)
SEC:
<b>FT MADE</b>
Career: 3 vs Memphis (11/23/23)
SEC:
<b>FT ATTEMPTED</b>
Career: 4 vs Memphis (11/23/23)
SEC:
<b>REBOUNDS</b>
Career: 3 vs Memphis (11/23/23)
SEC:
<b>ASSISTS</b>
Career: 1 (2x) vs Memphis (11/23/23)
SEC:
<b>STEALS</b>
Career: 3 vs Stanford (11/22/23)
SEC:
<b>BLOCKED SHOTS</b>
Career: --
SEC:
<b>MINUTES</b>
Career: 26:46 vs Memphis (11/23/23)
SEC:

LAYDEN BLOCKER 2023-24 GAME STATS																						
Opponent	Date	GS	Min	FG	FGA	Pct	3FG	3A	Pct	FT	FTA	Pct	O	D	Tot	Avg	PF	FO	A	TO	Blk	Stl
ALCORN	11/06/23	10	0	1	.000	0	1	.000	0	0	.000	0	0	0	0.0	5	1	1	1	0	1	0
GARDNER-WEBB	11/10/23	DNP-III																				
OLD DOMINION	11/13/23	2	0	2	.000	0	1	.000	0	0	.000	0	0	0	0.0	0	0	0	0	0	0	0
UNC GREENSBORO	11/17/23	2	0	0	.000	0	0	.000	0	0	.000	0	0	0	0.0	0	0	0	0	0	0	0
vs Stanford	11/22/23	16	2	5	.400	0	0	.000	0	0	.000	2	0	2	0.5	1	0	0	0	0	3	4
vs Memphis	11/23/23	*	27	3	5	.600	0	0	.000	3	4	.750	3	0	3	1.0	4	0	1	0	0	9
Totals		1	57	5	13	.385	0	2	.000	3	4	.750	5	0	5	1.0	10	1	2	1	0	4

LAYDEN BLOCKER CAREER STATISTICS																						
Year	GP	GS	Min	Avg	FG	FGA	Pct	3FG	3FGA	Pct	FT	FTA	Pct	Off	Def	Tot	Avg	PF	FO	Ass	TO	Blk
2023-24	5	1	57	11.4	5	13	.385	0	2	.000	3	4	.750	5	0	5	1.0	10	1	2	1	0

# 7 DENIJAY HARRIS

F • 6-7 • 200 • Grad. Sr. (1) || Columbus, Ga. (Columbus HS / Southern Miss) **Full Bio/Stats** Pronounced: Duh-nah-SHAY

@Ni\_jayyy

@nijayyy

- Played three years at Southern Miss (82 games with 43 starts) and helped Southern Miss post a 28-5 record, win the Sun Belt regular-season title and earn an NIT berth in 2023
- Was at Southwest Mississippi CC as a freshman but only played two games before suffering an injury ... Only stayed at SW Mississippi for one semester before transferring to Southern Miss, where he took a medical redshirt in 2019-20.


## 2023-24 HIGHLIGHTS

- **ALCORN:** Pulled down seven rebounds in 12 minutes played, going 3-of-6 from the line.

The 2023-24 season is his final year of collegiate eligibility  
Graduated from Southern Miss (Summer '23) - Liberal Studies  
Pursuing a second undergraduate degree from Arkansas in Arts & Sciences  
Born on May 29, 2000, in Columbus, Miss. • Son of Desi and Denise Harris • Brothers: Devontess & Desi Jr.

## DOUBLE-DOUBLES (3)

SENIOR (at Southern Miss)	(3)
01/26/23 • ARKANSAS STATE	11 pts 10 reb
02/24/23 • at Texas State	* 14 pts 10 reb
03/04/23 • vs South Alabama	* 18 pts 12 reb
* - Consecutive games	



## HARRIS' PERSONAL BESTS

POINTS	
Season: 5	vs Alcorn State (11/06/23)
Career: 22	at Arkansas State (01/23/23)
SEC:	
FG MADE	
Season: 1	vs Alcorn State (11/06/23)
Career: 10	at Arkansas State (01/23/23)
SEC:	
FG ATTEMPTED	
Season: 2	vs Alcorn State (11/06/23)
Career: 15	at Arkansas State (01/23/23)
SEC:	
3-POINT FG MADE	
Season: --	
Career: --	
SEC:	
3-PT FG ATTEMPTS	
Season: --	
Career: 1 (2x)	LAST at Liberty (11/18/22)
SEC:	
FT MADE	
Season: 3	vs Alcorn State (11/06/23)
Career: 5 (2x)	LAST vs UTEP (02/19/22)
SEC:	
FT ATTEMPTED	
Season: 6	vs Alcorn State (11/06/23)
Career: 7	vs UAB (02/02/22)
SEC:	
REBOUNDS	
Season: 7	vs Alcorn State (11/06/23)
Career: 14	vs Georgia Southern (02/18/23)
SEC:	
ASSISTS	
Season: 2	vs Alcorn State (11/06/23)
Career: 3	at Rice (02/26/22)
SEC:	
STEALS	
Season: --	
Career: 3	vs UL Monroe (12/19/20)
SEC:	
BLOCKED SHOTS	
Season: --	
Career: 1 (12x)	LAST vs South Alabama (03/04/23)
SEC:	
MINUTES	
Season: 11:55	vs Alcorn State (11/06/23)
Career: 37:35	vs South Alabama (03/04/23)
SEC:	

## DENIJAY HARRIS 2023-24 GAME STATS

Opponent	Date	GS	Min	FG	FGA	Pct	3FG	3A	Pct	FT	FTA	Pct	O	D	Tot	Avg	PF	FO	A	TO	Blk	Stl	Pts	Avg
ALCORN	11/06/23	12	12	1	2	.500	0	0	.000	3	6	.500	3	4	7	7.0	1	0	2	2	0	0	5	5.0
GARDNER-WEBB	11/10/23	2	0	0	0	.000	0	0	.000	0	2	.000	0	0	0	3.5	0	0	1	1	0	0	0	2.5
OLD DOMINION	11/13/23	DNP																						
UNC GREENSBORO	11/17/23	DNP																						
vs Stanford	11/22/23	DNP																						
vs Memphis	11/23/23	DNP																						
Totals		0	14	1	2	.500	0	0	.000	3	8	.375	3	4	7	3.5	1	0	3	3	0	0	5	2.5

## DENIJAY HARRIS CAREER STATISTICS

Year	GP	GS	Min	Avg	FG	FGA	Pct	3FG	3FGA	Pct	FT	FTA	Pct	Off	Def	Tot	Avg	PF	FO	Ast	TO	Blk	Stl	Pts	Avg
2020-21 (USM)	22	8	376	17.1	29	60	.483	0	1	.000	16	26	.615	31	66	97	4.4	25	0	9	21	2	13	74	3.4
2021-22 (USM)	32	13	458	14.3	36	78	.462	0	0	.000	20	34	.588	21	54	75	2.3	45	0	20	32	5	14	92	2.9
2022-23 (USM)	28	22	676	24.1	104	185	.562	0	1	.000	40	59	.678	52	107	159	5.7	33	0	17	44	5	16	248	8.9
2023-24 (ARK)	2	0	14	7.0	1	2	.500	0	0	.000	3	8	.375	3	4	7	3.5	1	0	3	3	0	0	5	2.5
TOTAL	84	43	1524	18.1	170	325	.523	0	1	.000	79	127	.622	107	231	338	4.0	104	0	49	100	12	43	419	5.0

# 8 CHANDLER LAWSON

F • 6-8 • 210 • Grad. Sr. (1) || Memphis, Tenn. (Wooddale HS / Memphis)

@chandlerlawson0

@chandlerlawson

2023-24 is his final year of collegiate eligibility • Graduated from Memphis (2023) - Interdisciplinary Studies  
Pursuing a second undergraduate degree from Arkansas in Arts & Sciences  
Born on Oct. 3, 2000, in Memphis, Tenn. • Son of Keelon & Dedra Lawson  
Brothers: K.J. (Memphis, Kansas, Tulane), Deric (Memphis, Kansas) & Jonathan (Memphis, Creighton). Sisters: Kristian & Daiyanas


- A four-time high school champion and has played in three NCAA Tournaments
- Played his first two seasons at Oregon before returning home to play for the Memphis Tigers
- Has played 111 career games with 44 starts and scored 483 points with 398 rebounds.

## DOUBLE-DOUBLES (1)

FRESHMAN (at Oregon) (1)  
01/18/20 • at Washington 16 pts 12 reb

### 2023-24 HIGHLIGHTS

- STANFORD:** Had career highs in rebounds (13) and blocked shots (5) ... In the second half, had eight rebounds and four blocked shots ... Added nine points.
- MEMPHIS:** Tied his season high with five points versus his former team.



### LAWSON'S PERSONAL BESTS

#### POINTS

Season: 5 (2X) LAST vs Memphis (11/23/23)  
Career: 32 vs South Florida (02/21/21)

#### SEC:

#### FG MADE

Season: 2 (2x) LAST vs Memphis (11/23/23)  
Career: 10 (2x) LAST vs Richmond (11/22/22)

#### SEC:

#### FG ATTEMPTED

Season: 4 vs Memphis (11/23/23)  
Career: 22 vs South Florida (02/21/21)

#### SEC:

#### 3-POINT FG MADE

Season: 1 vs Gardner-Webb (11/10/23)  
Career: 6 vs Richmond (11/22/22)

#### SEC:

#### 3-PT FG ATTEMPTS

Season: 1 vs Gardner-Webb (11/10/23)  
Career: 14 at Tulsa (01/10/23)

#### SEC:

#### FT MADE

Season: 2 vs Alcorn State (11/06/23)  
Career: 10 vs South Florida (02/21/21)

#### SEC:

#### FT ATTEMPTED

Season: 2 (2x) LAST vs Memphis (11/23/23)  
Career: 12 vs South Florida (02/21/21)

#### SEC:

#### REBOUNDS

Season: 13 vs Stanford (11/22/23)  
Career: 11 vs Tulsa (01/26/21)

#### SEC:

#### ASSISTS

Season: --  
Career: 6 vs UMES (12/20/22)

#### SEC:

#### STEALS

Season: 1 (2x) LAST vs Gardner-Webb (11/10/23)  
Career: 4 (2x) LAST vs UMES (12/20/22)

#### SEC:

#### BLOCKED SHOTS

Season: 5 vs Stanford (11/22/23)  
Career: 5 vs Stanford (11/22/23)

#### SEC:

#### MINUTES

Season: 35:55 vs Stanford (11/22/23)  
Career: 40:00 (3x) LAST vs Ole Miss (12/17/22)

#### SEC:

### CHANDLER LAWSON 2023-24 GAME STATS

Opponent	Date	GS	Min	FG	FGA	Pct	3FG	3A	Pct	FT	FTA	Pct	O	D	Tot	Avg	PF	FO	A	TO	Blk	Stl	Pts	Avg
ALCORN	11/06/23	*	7	0	0	.000	0	0	.000	2	2	1.000	1	1	2	2.0	0	0	0	1	0	1	2	2.0
GARDNER-WEBB	11/10/23	*	10	2	2	1.000	1	1	1.000	0	0	.000	1	2	3	2.5	4	0	0	0	0	1	5	3.5
OLD DOMINION	11/13/23	*	7	1	1	1.000	0	0	.000	0	0	.000	0	2	2	2.3	1	0	0	1	1	0	2	3.0
UNC GREENSBORO	11/17/23		10	0	0	.000	0	0	.000	0	0	.000	0	1	1	2.0	3	0	0	1	1	0	0	2.3
vs Stanford	11/22/23		36	4	7	.571	0	0	.000	1	2	.500	5	8	13	4.2	4	0	0	0	5	0	9	3.6
vs Memphis	11/23/23		10	2	4	.500	0	0	.000	1	2	.500	1	2	3	4.0	2	0	0	0	0	0	5	3.8
Totals			3	80	9	14	.643	1	11.000	4	6	.667	8	16	24	4.0	14	0	0	3	7	2	23	3.8

### CHANDLER LAWSON CAREER STATISTICS

Year	GP	GS	Min	Avg	FG	FGA	Pct	3FG	3FGA	Pct	FT	FTA	Pct	Off	Def	Tot	Avg	PF	FO	Ast	TO	Blk	Stl	Pts	Avg
2019-20 (ORE)	31	12	604	19.5	56	108	.519	1	1	1.000	26	40	.650	40	81	121	3.9	56	0	41	25	14	21	139	4.5
2020-21 (ORE)	28	8	507	18.1	50	98	.510	4	11	.364	18	36	.500	25	58	83	3.0	45	1	22	22	12	14	122	4.4
2021-22 (UM)	17	0	140	8.2	9	19	.474	0	2	.000	9	19	.474	8	29	37	2.2	12	0	8	7	9	7	27	1.6
2022-23 (UM)	35	24	683	19.5	68	120	.567	7	14	.500	32	52	.615	47	110	157	4.5	77	0	27	34	19	25	175	5.0
2023-24 (ARK)	6	3	80	13.3	9	14	.643	1	1	1.000	4	6	.667	8	16	24	4.0	14	0	0	3	7	2	23	3.8
TOTAL	117	47	2014	17.2	192	359	.535	13	29	.448	89	153	.582	128	294	422	3.6	204	1	98	91	61	69	486	4.2



# 10 BAYE FALL

F • 6-11 • 200 • Fr. (4) // Dakar, Sengal (Accelerated Schools (Denver)

@thebayefall21

@3a4e\_4all

• 2023 McDonald's All-American ... Selected to play in the 2023 Nike Hoop Summit ... Played in the Grind Session All-Star Game

## 2023-24 HIGHLIGHTS


- **ALCORN:** Had two blocked shots and two steals and added four rebounds
- **GWU:** Added two more blocked shots and four more rebounds, adding one steal

BAYE FALL 2023-24 GAME STATS																									
Opponent	Date	GS	Min	FG	FGA	Pct	3FG	3A	Pct	FT	FTA	Pct	O	D	Tot	Avg	PF	FO	A	TO	Blk	Stl	Pts	Avg	
ALCORN	11/06/23		9	1	2	.500	0	0	.000	2	6	.333	1	3	4	4.0	5	1	0	2	2	2	4	4.0	
GARDNER-WEBB	11/10/23		10	0	0	.000	0	0	.000	0	2	.000	1	3	4	4.0	3	0	0	2	2	1	0	2.0	
OLD DOMINION	11/13/23		DNP																						
UNC GREENSBORO	11/17/23		DNP																						
vs Stanford	11/22/23		DNP																						
vs Memphis	11/23/23		DNP																						
Totals		0	19	1	2	.500	0	0	.000	2	8	.250	2	6	8	4.0	8	1	0	4	4	3	4	2.0	

BAYE FALL CAREER STATISTICS																									
Year	GP	GS	Min	Avg	FG	FGA	Pct	3FG	3FGA	Pct	FT	FTA	Pct	Off	Def	Tot	Avg	PF	FO	Ast	TO	Blk	Stl	Pts	Avg
2023-24	2	0	19	9.5	1	2	.500	0	0	.000	2	8	.250	2	6	8	4.0	8	1	0	4	4	3	4	2.0

# FULL BIO/STATS

Including 2023-24, has FOUR years of collegiate eligibility • Major: Arts & Sciences  
Born on Dec. 27, 2003 in Guédiawaye, Senegal  
Son of Malle Fall and Awa Ly • Brother: Take. Sister: Ndey.  
Speaks French, Wolof, English, Spanish, German & dialects Jola-Fonyi, Mandinka, Mandjak, Pulaar, Serer & Soninke



## FALL'S PERSONAL BESTS

<b>POINTS</b>	
Career: 4	vs Alcorn State (11/06/23)
SEC:	
<b>FG MADE</b>	
Career: 1	vs Alcorn State (11/06/23)
SEC:	
<b>FG ATTEMPTED</b>	
Career: 2	vs Alcorn State (11/06/23)
SEC:	
<b>3-POINT FG MADE</b>	
Career: --	
SEC:	
<b>3-PT FG ATTEMPTS</b>	
Career: --	
SEC:	
<b>FT MADE</b>	
Career: 2	vs Alcorn State (11/06/23)
SEC:	
<b>FT ATTEMPTED</b>	
Career: 6	vs Alcorn State (11/06/23)
SEC:	
<b>REBOUNDS</b>	
Career: 4 (2x)	LAST vs Gardner-Webb (11/10/23)
SEC:	
<b>ASSISTS</b>	
Career: --	
SEC:	
<b>STEALS</b>	
Career: 2	vs Alcorn State (11/06/23)
SEC:	
<b>BLOCKED SHOTS</b>	
Career: 2 (2x)	LAST vs Gardner-Webb (11/10/23)
SEC:	
<b>MINUTES</b>	
Career: 9:35	vs Gardner-Webb (11/10/23)
SEC:	

# 11 JALEN GRAHAM

F • 6-10 • 220 • 5th Yr Sr. (1) || Phoenix, Ariz. (Mountain Pointe HS / Arizona State)

 @jalengrahamm5

 @jalengrahamm

- Second team All-PAC 12 as a junior at Arizona State (2021-22).
- Joined the Razorback program for 2022-23 after playing three seasons at Arizona State
- Played in 31 games for the Razorbacks in 2022-23 and scored 161 points, making 74-of-113 field goals ... His season FG% of .655 (74-of-113) ranks 7th on the school's single-season list

## 2023-24 HIGHLIGHTS

- **ALCORN:** Led the team with eight rebounds (six defensive) in 13:58 played ... Only led the team in rebounding twice in 2022-23

# FULL BIO/STATS

The 2023-24 season is his final year of collegiate eligibility  
Major: Sociology  
Born on April 4, 2001, in Le Grande, Ore.  
The son Susie Graham. Brother: Devin. Twin Sister: Jenah

## DOUBLE-DOUBLES (4)

SOPHOMORE (at ASU)		(3)	
01/25/21 • at Arizona State	14 pts	11 reb	
02/14/21 • at Oregon State	14 pts	11 reb	
02/27/21 • WASHINGTON STATE	11 pts	12 reb	

JUNIOR (at ASU)		(1)	
02/05/22 • UCLA	16 pts	10 reb	



## GRAHAM'S PERSONAL BESTS

### POINTS

Season:	8	vs Alcorn State (11/06/23)
Career:	26	vs Florida (02/18/23)
SEC:	26	vs Florida (02/18/23)

### FG MADE

Season:	4	vs Alcorn State (11/06/23)
Career:	12	vs Florida (02/18/23)
SEC:	12	vs Florida (02/18/23)

### FG ATTEMPTED

Season:	6	vs Alcorn State (11/06/23)
Career:	15	vs Florida (02/18/23)
SEC:	15	vs Florida (02/18/23)

### 3-POINT FG MADE

Season:	--	
Career:	1	vs Oregon (02/17/22)
SEC:	--	

### 3-PT FG ATTEMPTS

Season:	--	
Career:	2 (2x)	last vs Oregon (02/17/22)
SEC:	1 (2x)	LAST vs Florida (02/18/23)

### FT MADE

Season:	--	
Career:	6 (2x)	last vs Stanford (03/05/22)
SEC:	2	vs Florida (02/18/23)

### FT ATTEMPTED

Season:	2	vs Alcorn State (11/06/23)
Career:	8 (2x)	last vs Stanford (03/05/22)
SEC:	5	at Auburn (01/07/23)

### REBOUNDS

Season:	8	vs Alcorn State (11/06/23)
Career:	12	vs Washington State (02/27/21)
SEC:	7	vs Florida (02/18/23)

### ASSISTS

Season:	--	
Career:	6	vs UCLA (02/05/22)
SEC:	2	vs Georgia (02/21/23)

### STEALS

Season:	--	
Career:	3 (3x)	last at Southern Cal (01/24/22)
SEC:	2	at Kentucky (02/07/23)

### BLOCKED SHOTS

Season:	1	vs Gardner-Webb (11/10/23)
Career:	5	vs Colorado (11/08/19)
SEC:	3	at Alabama (02/25/23)

### MINUTES

Season:	13:58	vs Alcorn State (11/06/23)
Career:	39:36	vs UCLA (02/05/22)
SEC:	26:59	vs Florida (02/18/23)

## JALEN GRAHAM 2023-24 GAME STATS

Opponent	Date	GS	Min	FG	FGA	Pct	3FG	3A	Pct	FT	FTA	Pct	O	D	Tot	Avg	PF	FO	A	TO	Blk	Stl	Pts	Avg
ALCORN	11/06/23	14	4	6	.667	0	0	.000	0	2	.000	2	6	8	8.0	0	0	0	0	0	0	0	8	8.0
GARDNER-WEBB	11/10/23	8	2	3	.667	0	0	.000	0	1	.000	1	2	3	5.5	1	0	0	0	1	0	4	6.0	
OLD DOMINION	11/13/23	6	1	3	.333	0	0	.000	0	0	.000	0	0	0	3.7	1	0	0	0	0	0	2	4.7	
UNC GREENSBORO	11/17/23	DNP-Inj																						
vs Stanford	11/22/23	DNP-Inj																						
vs Memphis	11/23/23	DNP-Inj																						
Totals		0	28	7	12	.583	0	0	.000	0	3	.000	3	8	11	3.7	2	0	0	0	1	0	14	4.7

## JALEN GRAHAM CAREER STATISTICS

Year	GP	GS	Min	Avg	FG	FGA	Pct	3FG	3FGA	Pct	FT	FTA	Pct	Off	Def	Tot	Avg	PF	FO	Ast	TO	Blk	Stl	Pts	Avg
2019-20 (ASU)	28	2	304	10.9	42	61	.689	0	0	.000	5	14	.357	34	43	77	2.8	49	0	11	21	29	6	89	3.2
2020-21 (ASU)	21	19	512	24.4	72	131	.550	0	1	.000	26	45	.578	37	69	106	5.0	68	4	9	27	34	9	170	8.1
2021-22 (ASU)	29	22	682	23.5	124	255	.486	1	18	.056	38	72	.528	35	97	132	4.6	85	2	50	52	27	23	287	9.9
2022-23 (ARK)	31	0	290	9.4	74	113	.655	0	3	.000	13	35	.371	23	47	70	2.3	38	0	14	35	14	12	161	5.2
2023-24 (ARK)	3	0	28	9.3	7	12	.583	0	0	.000	0	3	.000	3	8	11	3.7	2	0	0	0	1	0	14	4.7
<b>TOTAL</b>	<b>112</b>	<b>43</b>	<b>1816</b>	<b>16.2</b>	<b>274</b>	<b>572</b>	<b>.479</b>	<b>1</b>	<b>22</b>	<b>.045</b>	<b>82</b>	<b>169</b>	<b>.485</b>	<b>132</b>	<b>264</b>	<b>396</b>	<b>3.5</b>	<b>242</b>	<b>6</b>	<b>84</b>	<b>135</b>	<b>105</b>	<b>50</b>	<b>631</b>	<b>5.6</b>

# 12 TRAMON MARK

6 • 6-6 • 185 • Jr. (3) || Dickinson, Texas (Dickinson HS / Houston)

## FULL BIO/STATS

Pronounced: Truh-Mon

@realbuckets11

@tramonmark

Including 2023-24, has THREE years of collegiate eligibility

Major: Sociology

Born on Sept. 30, 2001, in Nassau Bay, Texas • Son of Truitt and Vertresa Mark

Brother: Ivory. Sister: Chloe

### •1 of 20 on the Jerry West Shooting Guard of the Year Watch List

- Played 76 games with 41 starts in two-plus seasons at Houston, seeing action in just seven games in 2021-22 due to a season-ending shoulder injury
- Played in all 32 games as a freshman, averaging 7.8 points and 3.0 rebounds, as the Cougars reached the NCAA Final Four
- Last season, he started all 31 games and averaged 10.1 points and 4.9 rebounds as the top-seed Cougars reached the NCAA Sweet 16 ... In fact, he scored a career-high 26 points versus Auburn to put Houston in the Sweet 16

THE BASKETBALL HALL OF FAME



### 2023-24 HIGHLIGHTS

- **ALCORN:** Made a **career-high four 3-pointers** (4-of-6) with three assists and a season high 6 boards
- **UNCG:** Scored a season-best 21 points ... Tied his **career-high with nine FG made** and played a **career-high 37:53**.
- **STANFORD:** Just missed his career high with a team-best 25 points ... **Made (12) and attempted (15) career highs at the free throw line** ... Scored 19 of his 25 points in the second half and the overtimes ... Made a 3-pointer with 2:06 left in regulation to tie the game at 54 ... His layup with 19 seconds left proved to be the game winner ... **Played a career-high 41:08**.



### MARK'S PERSONAL BESTS

#### POINTS

Season: 25 vs Stanford (11/22/23)

Career: 26 vs Auburn (03/18/23)

SEC:

#### FG MADE

Season: 9 vs UNC Greensboro (11/17/23)

Career: 9 (3x) LAST vs UNC Greensboro (03/17/23)

SEC:

#### FG ATTEMPTED

Season: 15 (2x) LAST vs Stanford (11/22/23)

Career: 17 (2x) LAST vs Auburn (03/18/23)

SEC:

#### 3-POINT FG MADE

Season: 4 vs Alcorn State (11/06/23)

Career: 4 vs Alcorn State (11/06/23)

SEC:

#### 3-PT FG ATTEMPTS

Season: 6 vs Alcorn State (11/06/23)

Career: 8 vs South Carolina (12/05/20)

SEC:

#### FT MADE

Season: 2 vs Old Dominion 11/13/23

Career: 10 vs Lamar (11/25/20)

SEC:

#### FT ATTEMPTED

Season: 3 vs UNC Greensboro (11/17/23)

Career: 13 vs Lamar (11/25/20)

SEC:

#### REBOUNDS

Season: 6 vs Old Dominion 11/13/23

Career: 9 (4x) LAST vs Auburn (03/18/23)

SEC:

#### ASSISTS

Season: 3 vs Alcorn State (11/06/23)

Career: 7 vs Cincinnati (03/14/21)

SEC:

#### STEALS

Season: 3 vs UNC Greensboro (11/17/23)

Career: 4 vs Tulane (02/22/23)

SEC:

#### BLOCKED SHOTS

Season: 1 vs Gardner-Webb (11/10/23)

Career: 2 (3x) LAST vs Tulsa (02/08/23)

SEC:

#### MINUTES

Season: 37:53 vs UNC Greensboro (11/17/23)

Career: 37:53 vs UNC Greensboro (11/17/23)

SEC:

### TRAMON MARK 2023-24 GAME STATS

Opponent	Date	GS	Min	FG	FGA	Pct	3FG	3A	Pct	FT	FTA	Pct	O	D	Tot	Avg	PF	FO	A	TO	Blk	Stl	Pts	Avg	
ALCORN	11/06/23	*	21	6	8	.750	4	6	.667	0	0	.000	0	1	1	1.0	0	0	3	1	0	1	16	16.0	
GARDNER-WEBB	11/10/23	*	27	6	12	.500	0	2	.000	2	4	.500	0	3	3	2.0	2	0	2	1	1	0	14	15.0	
OLD DOMINION	11/13/23	*	21	2	7	.286	1	3	.333	2	2	1.000	0	6	6	3.3	4	0	1	0	0	0	7	12.3	
UNC GREENSBORO	11/17/23	*	38	9	15	.600	0	2	.000	3	5	.600	0	2	2	3.0	3	0	1	2	0	3	21	14.5	
vs Stanford	11/22/23	*	41	6	15	.400	1	4	.250	12	15	.800	0	1	1	2.6	4	0	1	1	0	1	25	16.6	
vs Memphis	11/23/23	*	26	4	9	.444	0	2	.000	4	5	.800	0	1	1	2.3	3	0	0	1	0	1	12	15.8	
Totals			6	174	33	.66	.500	6	.19	.316	.23	.31	.742	0	14	14	2.3	16	0	8	6	1	6	95	15.8

### TRAMON MARK CAREER STATISTICS

Year	GP	GS	Min	Avg	FG	FGA	Pct	3FG	3FGA	Pct	FT	FTA	Pct	Off	Def	Tot	Avg	PF	FO	Ast	TO	Blk	Stl	Pts	Avg
2020-21 (UH)	32	4	642	20.1	85	224	.379	19	73	.260	62	81	.765	24	71	95	3.0	55	1	55	37	5	30	251	7.8
2021-22 (UH)	7	0	143	20.4	25	55	.455	5	18	.278	16	17	.941	3	14	17	2.4	17	0	17	10	2	10	71	10.1
2022-23 (UH)	37	37	1088	29.4	128	328	.390	29	119	.328	80	102	.784	47	134	181	4.9	71	1	67	45	15	39	375	10.1
2023-24 (ARK)	6	6	174	29.0	33	66	.500	6	19	.316	23	31	.742	0	14	14	2.3	16	0	8	6	1	6	95	15.8
<b>TOTAL</b>	<b>82</b>	<b>47</b>	<b>2047</b>	<b>25.0</b>	<b>271</b>	<b>673</b>	<b>.403</b>	<b>59</b>	<b>229</b>	<b>.258</b>	<b>181</b>	<b>231</b>	<b>.784</b>	<b>74</b>	<b>233</b>	<b>307</b>	<b>3.7</b>	<b>159</b>	<b>2</b>	<b>147</b>	<b>98</b>	<b>23</b>	<b>85</b>	<b>782</b>	<b>9.5</b>



# 15 MAKHI MITCHELL

F/C • 6-10 • 240 • 5th Yr Sr. (1) || Washington, D.C. (Woodrow Wilson HS / Rhode Island)

Pronounced: Ma-KI

@mothekid03

@thats\_khi

The 2023-24 season is his final year of collegiate eligibility

Major: Sociology

Born on Jan. 31, 2000, in Washington, D.C.

Son of Maria Mitchell • Has a twin brother (Makhel) that plays at Little Rock

- Joined the Razorback squad with his twin Makhel for 2022-23 after they played two seasons at Rhode Island and one at Maryland ... Makhel now plays at Little Rock ... Makhi is the older of the twins by two minutes.
- His season FG% of .662 (104-of-157) in 2022-23 ranks fourth on the Razorback single-season list ... Was 1 of 4 Hogs to play all 36 games in 2022-23 ... Started 31 games

## 2023-24 HIGHLIGHTS

- GWU:** In 17 minutes, was a team-best +23 ... Had five points, five rebounds, two assists and four blocked shots.
- ODU:** Played what Coach Muss said was his best all-around game at Arkansas ... Had a double-double (15 points and 10 rebounds) and was 6-of-7 from the field ... Mitchell's 15 points tied his best point production as a Razorback and it was his 11th career double-double and 15th career game with double-digit rebounds.

## DOUBLE-DOUBLES (11)

SOPHOMORE (at URI)	(1)
12/02/20 • SETON HALL	11 pts 11 reb
JUNIOR (at URI)	(7)
11/12/21 • BRYANT	11 pts 18 reb
11/27/21 • GEORGIA STATE	10 pts 12 reb
12/13/21 • at Milwaukee	16 pts 10 reb
01/28/22 • at Dayton	12 pts 11 reb
02/05/22 • UMASS	13 pts 13 reb
02/12/22 • DAVIDSON	16 pts 11 reb
02/19/22 • at George Washington	13 pts 10 reb
SENIOR (at ARK)	(2)
12/06/22 • UNC GREENSBORO	13 pts 14 reb
02/18/23 • FLORIDA	10 pts 10 reb
5th-YR SENIOR (at ARK)	(1)
11/13/23 • OLD DOMINION	15 pts 11 reb



## MAKHI'S PERSONAL BESTS

### POINTS

Season: 15	vs Old Dominion (11/13/23)
Career: 19	vs American Int'l (01/02/22)
SEC: 11	at Vanderbilt (01/14/23)

### FG MADE

Season: 6	vs Old Dominion (11/13/23)
Career: 7 (2x)	last Am International (01/02/22)
SEC: 4	at Vanderbilt (01/14/23)

### FG ATTEMPTED

Season: 7	vs Old Dominion (11/13/23)
Career: 12	at VCU (02/08/22)
SEC: 7	at Vanderbilt (01/14/23)

### 3-POINT FG MADE

Season: --	
Career: 1 (8x)	LAST at Vanderbilt (01/14/23)
SEC: 1	at Vanderbilt (01/14/23)

### 3-PT FG ATTEMPTS

Season: --	
Career: 3	at Saint Joseph's (03/05/22)
SEC: 1	at Vanderbilt (01/14/23)

### FT MADE

Season: 3 (2x)	vs Old Dominion (11/13/23)
Career: 8	vs George Mason (11/22/19)
SEC: 5	at Missouri (01/18/23)

### FT ATTEMPTED

Season: 5	vs Old Dominion (11/13/23)
Career: 12 (2x)	last vs G. Washington (01/22/22)
SEC: 6 (2x)	LAST at Missouri (01/18/23)

### REBOUNDS

Season: 11	vs Old Dominion (11/13/23)
Career: 18	vs Bryant (11/21/21)
SEC: 12	at LSU (12/28/22)

### ASSISTS

Season: 2	vs Gardner-Webb (11/10/23)
Career: 8	at UMass (01/15/22)
SEC: 4	vs Georgia (02/21/23)

### STEALS

Season: 1	vs Old Dominion (11/13/23)
Career: 3 (5x)	LAST vs UNCA (12/21/22)
SEC: 1 (3x)	LAST vs Texas A&M (01/31/23)

### BLOCKED SHOTS

Season: 4	vs Gardner-Webb (11/10/23)
Career: 6	vs Saint Louis (03/03/22)
SEC: 3 (3x)	LAST vs Texas A&M (01/31/23)

### MINUTES

Season: 29:25	vs Old Dominion (11/13/23)
Career: 30:39	at Geo Washington (02/19/22)
SEC: 35:53	at LSU (12/28/22)

## MAKHI MITCHELL 2023-24 GAME STATS

Opponent	Date	GS	Min	FG	FGA	Pct	3FG	3A	Pct	FT	FTA	Pct	O	D	Tot	Avg	PF	FO	A	TO	Blk	Stl	Pts	Avg
ALCORN	11/06/23	4	0	0	0	.000	0	0	.000	0	0	.000	0	0	0	0.0	1	0	0	0	0	0	0	0.0
GARDNER-WEBB	11/10/23	17	1	2	5	.000	0	0	.000	3	4	.750	1	4	5	2.5	1	0	2	1	4	0	5	2.5
OLD DOMINION	11/13/23	30	6	7	8	.875	0	0	.000	3	5	.600	3	7	10	5.0	1	0	1	0	1	0	15	6.7
UNC GREENSBORO	11/17/23	8	1	1	1	1.000	0	0	.000	0	0	.000	0	0	0	0.0	4	0	1	2	1	0	2	5.5
vs Stanford	11/22/23	*	17	3	7	.429	0	0	.000	0	0	.000	2	1	3	3.6	0	0	0	1	0	1	6	5.6
vs Memphis	11/23/23	*	17	2	2	1.000	0	0	.000	0	1	.000	0	2	2	3.3	4	0	1	2	2	0	4	5.3
<b>Totals</b>		<b>2</b>	<b>93</b>	<b>13</b>	<b>19</b>	<b>.684</b>	<b>0</b>	<b>0</b>	<b>.000</b>	<b>6</b>	<b>10</b>	<b>.600</b>	<b>6</b>	<b>14</b>	<b>20</b>	<b>3.3</b>	<b>11</b>	<b>0</b>	<b>5</b>	<b>6</b>	<b>8</b>	<b>1</b>	<b>32</b>	<b>5.3</b>

## MAKHI MITCHELL CAREER STATISTICS

Year	GP	GS	Min	Avg	FG	FGA	Pct	3FG	3FGA	Pct	FT	FTA	Pct	Off	Def	Tot	Avg	PF	FO	Asst	TO	Blk	Stl	Pts	Avg
2019-20 (MD)	12	6	111	9.2	12	34	.353	0	0	.000	12	22	.545	10	29	39	3.3	19	0	2	8	8	2	36	3.0
2020-21 (URI)	7	2	112	16.1	12	26	.462	0	0	.000	17	28	.607	6	28	34	4.9	22	1	2	10	4	4	41	5.9
2021-22 (URI)	31	27	749	24.1	121	232	.522	7	23	.304	59	113	.522	50	175	225	7.3	91	2	48	87	43	30	308	9.9
2022-23 (ARK)	36	31	727	20.2	104	157	.662	1	1	1.000	43	66	.652	58	134	192	5.3	97	7	39	33	49	31	252	7.0
2023-24 (ARK)	6	2	93	15.5	13	19	.684	0	0	.000	6	10	.600	6	14	20	3.3	11	0	5	6	8	1	32	5.3
<b>TOTAL</b>	<b>92</b>	<b>68</b>	<b>1792</b>	<b>19.5</b>	<b>262</b>	<b>468</b>	<b>.560</b>	<b>8</b>	<b>24</b>	<b>.333</b>	<b>137</b>	<b>239</b>	<b>.573</b>	<b>130</b>	<b>380</b>	<b>510</b>	<b>5.5</b>	<b>240</b>	<b>10</b>	<b>96</b>	<b>144</b>	<b>112</b>	<b>68</b>	<b>669</b>	<b>7.3</b>

# 24 JEREMIAH DAVENPORT

6 • 6-6 • 215 • Grad Sr. (1) || Cincinnati, Ohio (Hargrave Military (Va.) Acad. / Cincinnati)

@J24Davenport

@jaydav2x

- Comes to Arkansas after playing four seasons at Cincinnati ... For his career, he played 109 games with 61 starts and averaged 9.7 points (1,060 total) and 4.2 rebounds while shooting 34.7% (205-590) from 3-point range and 78.4% (145-185) from the free throw line
- Comes from a basketball family with mother Sheila (Morehead State), father Darren (Alcorn State), brother Michael (St. Deborah (Northwest Florida, current) playing college basketball


## 2023-24 HIGHLIGHTS

## FULL BIO/STATS

2023-24 is his final year of collegiate eligibility • Graduated from Cincinnati (2023) - Interdisciplinary Studies  
Pursuing a second undergraduate degree from Arkansas in Arts & Sciences  
Born on Sept. 24, 1999, in Cincinnati, Ohio • Son of the late Darren Davenport and Sheila Davenport  
Brothers: Michael & Joshua. Sisters: Gabrielle, Naomi & Deborah.

### DOUBLE-DOUBLES (4)

SOPHOMORE (at Cincy)				(1)
01/07/21 • at SMU	18 pts	10 reb		
JUNIOR (at Cincy)				(3)
01/01/22 • TULANE	19 pts	10 reb		
02/15/22 • MEMPHIS	20 pts	11 reb		
02/23/22 • at UCF	150 pts	12 reb		



### DAVENPORT'S PERSONAL BESTS

#### POINTS

Season: 5 vs Gardner-Webb (11/10/23)

Career: 27 vs Tulane (02/26/21)

SEC:

#### FG MADE

Season: 1 (2x) LAST vs Gardner-Webb (11/10/23)

Career: 10 vs Tulane (02/26/21)

SEC:

#### FG ATTEMPTED

Season: 6 vs Alcorn State (11/06/23)

Career: 16 (2x) LAST vs East Carolina (02/26/21)

SEC:

#### 3-POINT FG MADE

Season: 1 (2x) LAST vs Gardner-Webb (11/10/23)

Career: 7 (2x) LAST vs Tulsa (01/20/22)

SEC:

#### 3-PT FG ATTEMPTS

Season: 6 vs Alcorn State (11/06/23)

Career: 11 (2x) LAST vs Houston (03/11/22)

SEC:

#### FT MADE

Season: 2 vs Gardner-Webb (11/10/23)

Career: 5 (6x) LAST vs Temple (02/20/22)

SEC:

#### FT ATTEMPTED

Season: 2 vs Gardner-Webb (11/10/23)

Career: 9 vs Tulane (01/01/22)

SEC:

#### REBOUNDS

Season: 3 (2x) LAST vs Gardner-Webb (11/10/23)

Career: 12 at UCF (02/23/22)

SEC:

#### ASSISTS

Season: 3 vs Alcorn State (11/06/23)

Career: 6 (2x) LAST vs Louisville (11/23/22)

SEC:

#### STEALS

Season: --

Career: 4 vs SMU (03/12/21)

SEC:

#### BLOCKED SHOTS

Season: 1 vs Gardner-Webb (11/10/23)

Career: 2 (3x) LAST vs Temple (03/10/23)

SEC:

#### MINUTES

Season: 18:25 vs Alcorn State (11/06/23)

Career: 37:16 vs Vanderbilt (03/04/21)

SEC:

### JEREMIAH DAVENPORT 2023-24 GAME STATS

Opponent	Date	GS	Min	FG	FGA	Pct	3FG	3A	Pct	FT	FTA	Pct	O	D	Tot	Avg	PF	FO	A	TO	Blk	Stl	Pts	Avg
ALCORN	11/06/23	19	1	6	.167	1	6	.167	0	0	.000	2	1	3	3.0	1	0	3	0	1	0	3	3.0	
GARDNER-WEBB	11/10/23	12	1	5	.200	1	3	.333	2	2	1.000	1	2	3	3.0	0	0	0	1	1	0	5	4.0	
OLD DOMINION	11/13/23	13	1	4	.250	1	2	.500	0	0	.000	0	1	1	2.3	0	0	0	0	0	0	3	3.7	
UNC GREENSBORO	11/17/23	*	6	0	1	.000	0	1	.000	0	0	.000	0	0	0	1.8	1	0	0	2	0	0	2.8	
vs Stanford	11/22/23	*	10	0	1	.000	0	1	.000	0	0	.000	0	0	0	1.4	1	0	0	1	0	0	2.2	
vs Memphis	11/23/23		DNP-Inj																					
Totals		2	60	3	17	.176	3	13	.231	2	2	1.000	3	4	7	1.4	3	0	3	2	4	0	11	2.2

### JEREMIAH DAVENPORT CAREER STATISTICS

Year	GP	GS	Min	Avg	FG	FGA	Pct	3FG	3FGA	Pct	FT	FTA	Pct	Off	Def	Tot	Avg	PF	FO	Ast	TO	Blk	Stl	Pts	Avg
2019-20 (UC)	18	0	122	6.8	10	30	.333	2	14	.143	13	17	.765	6	12	18	1.0	18	0	2	11	0	6	35	1.9
2020-21 (UC)	23	14	656	28.5	96	210	.457	48	127	.378	30	39	.769	29	86	115	5.0	42	0	39	42	3	19	270	11.7
2021-22 (UC)	32	32	861	26.9	144	366	.393	83	231	.359	58	76	.763	53	122	175	5.5	80	2	24	42	11	19	429	13.4
2022-23 (UC)	36	15	919	25.5	105	299	.351	72	218	.330	44	53	.830	38	113	151	4.2	60	2	53	24	11	27	326	9.1
2023-24 (ARK)	5	2	60	12.0	3	17	.176	3	13	.231	2	2	1.000	3	4	7	1.4	3	0	3	2	4	0	11	2.2
TOTAL	106	63	2618	24.7	358	922	.388	208	603	.345	147	187	.786	129	337	466	4.4	203	4	121	121	29	71	1071	10.1

## 21 CADE ARBOGAST

G • 6-3 • 175 • Grad. Sr. (1) || Concord, Calif. (De La Salle HS / Lane (Ore.) CC)

@cadearbogast

@cadearbogast

- Third-year walkon ... Was on scholarship for the spring semester of 2022 ...
- Named to the **2022-23 SEC Winter Academic Honor Roll**

### 2021-22 (So.):

- Scored his first collegiate points – a 3-pointer (1:32 in the 2nd half) [that blew the roof off Bud Walton Arena](#) – in the San Jose State win.

### 2021-22 (So. at Arkansas):

- Came to Arkansas as a walkon but earned a scholarship on Jan. 21 ([watch](#)) ... Played in four games, including the NCAA second-round win over New Mexico State ... Grabbed three rebounds and added an assist in the win at Georgia.

## FULL BIO/STATS

2023-24 is his final year of collegiate eligibility  
Graduated from Arkansas (2023) - B.S. in Communications  
Pursuing a second undergraduate degree from Arkansas in Arts & Sciences  
Born on August 23, 2000, in Walnut Creek, Calif. • Son of Peter and Carol Arbogast • Sister: Riley



### CADE ARBOGAST CAREER STATISTICS

Year	GP	GS	Min	Avg	FG	FGA	Pct	3FG	3FGA	Pct	FT	FTA	Pct	Off	Def	Tot	Avg	PF	FO	Ass	TO	Blk	Stl	Pts	Avg
2021-22	4	0	3	0.8	0	4	.000	0	2	.000	0	0	.000	2	1	3	0.8	0	0	1	0	0	0	0	0.0
2022-23	8	0	11	1.4	1	4	.250	1	4	.250	0	0	.000	0	1	1	0.1	1	0	0	0	0	0	3	0.4
2023-24	2	0	4	2.0	0	2	.000	0	0	.000	0	0	.000	0	0	0	0.0	1	0	0	0	0	0	0	0.0
TOTAL	15	0	20	1.3	1	10	.100	1	6	.167	0	0	.000	2	2	4	0.3	2	0	1	0	0	0	3	0.2

## 45 LAWSON BLAKE

F • 6-10 • 240 • Jr. (2) || Fayetteville, Ark. (Link Year (Mo.) Prep)

@lawsonblake

@lawson.blake

- Third-year walkon
- Participated in the SEC Leadership Council in the summer of 2023.
- Named to the **SEC First-Year Academic Honor Roll** (2021-22) and the **2022-23 SEC Winter Academic Honor Roll**.
- Made the University's Chancellor's List (4.0 GPA) and the Department's Champions Honor Roll (4.0 GPA) for Fall 2022.

### 2023-24 (Junior):

- Grabbed a rebound and went 1-for-2 at the line versus Alcorn State

### 2022-23 (Sophomore):

- Played in nine games ... Scored his first career points in the win over Georgia, converting an old-fashion, 3-point play with 27 seconds left ...
- Grabbed his first career rebound in the win over Fordham ... Had a career-high two boards versus UNC Asheville.

### 2021-22 (Freshman):

- Made the team as a walkon ... Played in five games, including Arkansas' second-round NCAA Tournament win over New Mexico State.

## FULL BIO/STATS

Including 2023-24, has TWO years of collegiate eligibility  
Major: Exercise Science  
Born on January 3, 2002, in San Antonio, Texas  
Son of Larry and Allison Blake • Siblings: Carolina, Walker and Macey



### LAWSON BLAKE CAREER STATISTICS

Year	GP	GS	Min	Avg	FG	FGA	Pct	3FG	3FGA	Pct	FT	FTA	Pct	Off	Def	Tot	Avg	PF	FO	Ass	TO	Blk	Stl	Pts	Avg
2021-22	5	0	5	1.0	0	0	.000	0	0	.000	0	0	.000	0	0	0	0.0	0	0	0	0	0	0	0	0.0
2022-23	9	0	13	1.4	1	4	.250	0	0	.000	1	3	.333	1	3	4	0.4	1	0	0	1	0	0	3	0.3
2023-24	2	0	2	1.0	0	0	.000	0	0	.000	1	2	.500	0	1	1	0.5	0	0	0	0	0	0	1	0.5
TOTAL	16	0	20	1.3	1	4	.250	0	0	.000	2	5	.400	1	4	5	0.3	1	0	0	1	0	0	4	0.3



# ARKANSAS RAZORBACKS

## 2023-24 SEASON RESULTS & LEADERS

RECORD:	OVERALL	HOME	AWAY	NEUTRAL
ALL GAMES	4-2	3-1	0-0	1-1
CONFERENCE	0-0	0-0	0-0	0-0
NON-CONFERENCE	4-2	3-1	0-0	1-1

DATE	TIME (CT)	R A N K	OPPONENT	TV	RESULT	ATTEND	RECORD	(SEC)	HIGH POINTS	HIGH REBOUNDS
11/06/23	7:00 pm	14/14	--/--	ALCORN	SEC Network Plus	W 93-59	19200	1-0	--	(21)Khalif Battle (8)Jalen Graham
11/10/23	7:00 pm	14/14	--/--	GARDNER-WEBB	SEC Network Plus	W 86-68	19200	2-0	--	(21)Khalif Battle (7)Trevon Brazile
11/13/23	7:00 pm	14/14	--/--	OLD DOMINION	SEC Network Plus	W 86-77	19200	3-0	--	(17)El Ellis (10)Makhi Mitchell
11/17/23	7:00 pm	14/14	--/--	UNC GREENSBORO	SEC Network Plus	72-78 L	19200	3-1	--	(21)Tramon Mark (9)Trevon Brazile
11/22/23	7:30 pm	+ 20/RV	--/--	vs Stanford	ESPNU	20T W 77-74	820	4-1	--	(25)Tramon Mark (17)Trevon Brazile
11/23/23	5:00 pm	+ 20/RV	RV/RV	vs Memphis	ESPN	79-84 L	982	4-2	--	(21)Khalif Battle (10)Trevon Brazile

Home Games in CAPS | \* - Southeastern Conference game | + Bad Boy Mowers Battle 4 Atlantis (Paradise Island, Bahamas (Imperial Arena) | % - SEC/ACC Challenge | @ - played in Tulsa, Okla. (BOK Center) | & - played in North Little Rock (Simmons Bank Arena) | ^ - SEC Tournament (Nashville, Tenn. - Bridgestone Arena) |

ATTENDANCE SUMMARY	GAMES	TOTALS	AVG/GAME
HOME	4	76800	19200
AWAY	0	0	0
NEUTRAL	2	1802	901
TOTAL	6	78602	13100

# ARKANSAS RAZORBACKS

## 2023-24 COMBINED REPORT

RECORD:	OVERALL	HOME	AWAY	NEUTRAL
ALL GAMES	4-2	3-1	0-0	1-1
CONFERENCE	0-0	0-0	0-0	0-0
NON-CONFERENCE	4-2	3-1	0-0	1-1

#	Player	GP	GS	Min	Avg	• TOTAL •			• 3-PTS •			• REBOUNDS •			PF	FO	A	TO	Blk	Stl	Pts	Av
						FG	FGA	Pct	3FG	FGA	Pct	FT	FTA	Pct								
0	Khalif Battle	6	0	159	26.5	22	53	.415	13	27	.481	39	48	.813	1	17	18	3.0	19	2	96	16.0
12	Tramon Mark	6	6	174	29.0	33	66	.500	6	19	.316	23	31	.742	0	14	14	2.3	16	0	95	15.8
2	Trevon Brazile	6	6	188	31.3	22	44	.500	8	19	.421	18	22	.818	21	32	53	8.8	16	0	70	11.7
4	Davonte Davis	6	6	206	34.3	22	63	.349	6	26	.231	10	16	.625	6	24	30	5.0	13	0	60	10.0
3	El Ellis	6	4	140	23.3	20	45	.444	5	17	.294	12	16	.750	2	12	14	2.3	9	0	57	9.5
15	Makhi Mitchell	6	2	93	15.5	13	19	.684	0	0	.000	6	10	.600	6	14	20	3.3	11	0	32	5.3
11	Jalen Graham	3	0	28	9.3	7	12	.583	0	0	.000	0	3	.000	3	8	11	3.7	2	0	14	4.7
8	Chandler Lawson	6	3	80	13.3	9	14	.643	1	1	1.000	4	6	.667	8	16	24	4.0	14	0	23	3.8
6	Layden Blocker	5	1	57	11.4	5	13	.385	0	2	.000	3	4	.750	5	0	5	1.0	10	1	13	2.6
7	Denijay Harris	2	0	14	7.0	1	2	.500	0	0	.000	3	8	.375	3	4	7	3.5	1	0	5	2.5
5	Joseph Pinion	5	0	26	5.2	3	7	.429	1	3	.333	5	6	.833	0	2	2	0.4	1	0	12	2.4
24	Jeremiah Davenport	5	2	60	12.0	3	17	.176	3	13	.231	2	2	1.000	3	4	7	1.4	3	0	11	2.2
10	Baye Fall	2	0	19	9.5	1	2	.500	0	0	.000	2	8	.250	2	6	8	4.0	8	1	4	2.0
45	Lawson Blake	2	0	2	1.0	0	0	.000	0	0	.000	1	2	.500	0	1	1	0.5	0	0	1	0.5
21	Cade Arbogast	2	0	4	2.0	0	2	.000	0	0	.000	0	0	.000	0	0	0	0.0	1	0	0	0.0
TEAM.....															9	17	26	4.3	0		5	0
Arkansas.....		6				161	359	.448	43	127	.339	128	182	.703	69	171	240	40.0	124	4	66	82.2
Opponents.....		6				154	366	.421	46	134	.343	86	129	.667	56	151	207	34.5	133	-	80	73.3

Team Statistics	ARK	OPP
<b>SCORING</b>	<b>493</b>	<b>440</b>
Points per game	82.2	73.3
Scoring margin	+8.8	-
<b>FIELD GOALS-ATT</b>	<b>161-359</b>	<b>154-366</b>
Field goal pct	.448	.421
<b>3 POINT FG-ATT</b>	<b>43-127</b>	<b>46-134</b>
3-point FG pct	.339	.343
3-pt FG made per game	7.2	7.7
<b>FREE THROWS-ATT</b>	<b>128-182</b>	<b>86-129</b>
Free throw pct	.703	.667
F-Throws made per game	21.3	14.3
<b>REBOUNDS</b>	<b>240</b>	<b>207</b>
Rebounds per game	40.0	34.5
Rebounding margin	+5.5	-
<b>ASSISTS</b>	<b>66</b>	<b>80</b>
Assists per game	11.0	13.3
<b>TURNOVERS</b>	<b>73</b>	<b>78</b>
Turnovers per game	12.2	13.0
Turnover margin	+0.8	-
Assist/turnover ratio	0.9	1.0
<b>STEALS</b>	<b>34</b>	<b>41</b>
Steals per game	5.7	6.8
<b>BLOCKS</b>	<b>38</b>	<b>12</b>
Blocks per game	6.3	2.0
<b>ATTENDANCE</b>	<b>76800</b>	<b>1802</b>
Home games-Avg/Game	4-19200	0-0
Neutral site-Avg/Game	-	2-901

<b>SCORE BY PERIODS:</b>	<b>1st</b>	<b>2nd</b>	<b>OT</b>	<b>OT2</b>	<b>Total</b>
Arkansas	214	261	7	11	493
Opponents	189	236	7	8	440

Date	Ark. Rank	Opponent	Result	Score	Attend
11/06/23	14/14	ALCORN	W	93-59	19200
11/10/23	14/14	GARDNER-WEBB	W	86-68	19200
11/13/23	14/14	OLD DOMINION	W	86-77	19200
1/17/23	14/14	UNC GREENSBORO	L	72-78	19200
+ 11/22/23	20/RV	vs Stanford	2OT W	77-74	820
+ 11/23/23	20/RV	vs Memphis	L	79-84	982

\* = SEC game || + Bad Boy Mowers Battle 4 Atlantis (Paradise Island, Bahamas (Imperial Arena)) || % - Big 12/SEC Challenge  
 @ - played in Tulsa, Okla. (BOK Center) || & - played in North Little Rock (Simmons Bank Arena)  
 ^ - SEC Tournament (Nashville, Tenn. - Bridgestone Arena)

# ARKANSAS RAZORBACKS

## 2023-24 SEASON STATISTICS • ALL GAMES



RECORD:	OVERALL	HOME	AWAY	NEUTRAL
ALL GAMES	4-2	3-1	0-0	1-1
CONFERENCE	0-0	0-0	0-0	0-0
NON-CONFERENCE	4-2	3-1	0-0	1-1

##	Player	GP GS		Min Avg		• TOTAL •			• 3-PTS •			• REBOUNDS •											Pts Avg			
						FG	FGA	Pct	3FG	FGA	Pct	FT	FTA	Pct	Off	Def	Tot	Avg	PFFO	A	TO	Blk			St	
0	Khalif Battle	6	0	159	26.5	22	53	.415	13	27	.481	39	48	.813	1	17	18	3.0	19	2	6	11	0	2	96	16.0
12	Tramon Mark	6	6	174	29.0	33	66	.500	6	19	.316	23	31	.742	0	14	14	2.3	16	0	8	6	1	6	95	15.8
2	Trevon Brazile	6	6	188	31.3	22	44	.500	8	19	.421	18	22	.818	21	32	53	8.8	16	0	5	13	11	7	70	11.7
4	Davonte Davis	6	6	206	34.3	22	63	.349	6	26	.231	10	16	.625	6	24	30	5.0	13	0	16	8	0	4	60	10.0
3	El Ellis	6	4	140	23.3	20	45	.444	5	17	.294	12	16	.750	2	12	14	2.3	9	0	18	11	0	3	57	9.5
15	Makhi Mitchell	6	2	93	15.5	13	19	.684	0	0	.000	6	10	.600	6	14	20	3.3	11	0	5	6	8	1	32	5.3
11	Jalen Graham	3	0	28	9.3	7	12	.583	0	0	.000	0	3	.000	3	8	11	3.7	2	0	0	0	1	0	14	4.7
8	Chandler Lawson	6	3	80	13.3	9	14	.643	1	1	1.000	4	6	.667	8	16	24	4.0	14	0	0	3	7	2	23	3.8
6	Layden Blocker	5	1	57	11.4	5	13	.385	0	2	.000	3	4	.750	5	0	5	1.0	10	1	2	1	0	4	13	2.6
7	Denijay Harris	2	0	14	7.0	1	2	.500	0	0	.000	3	8	.375	3	4	7	3.5	1	0	3	3	0	0	5	2.5
5	Joseph Pinion	5	0	26	5.2	3	7	.429	1	3	.333	5	6	.833	0	2	2	0.4	1	0	0	0	2	2	12	2.4
24	Jeremiah Davenport	5	2	60	12.0	3	17	.176	3	13	.231	2	2	1.000	3	4	7	1.4	3	0	3	2	4	0	11	2.2
10	Baye Fall	2	0	19	9.5	1	2	.500	0	0	.000	2	8	.250	2	6	8	4.0	8	1	0	4	4	3	4	2.0
45	Lawson Blake	2	0	2	1.0	0	0	.000	0	0	.000	1	2	.500	0	1	1	0.5	0	0	0	0	0	0	1	0.5
21	Cade Arbogast	2	0	4	2.0	0	2	.000	0	0	.000	0	0	.000	0	0	0	0.0	1	0	0	0	0	0	0	0.0
TEAM.....																9	17	26	4.3	0		5			0	
Arkansas.....		6				161	359	.448	43	127	.339	128	182	.703	69	171	240	40.0	124	4	66	73	38	34	493	82.2
Opponents.....		6				154	366	.421	46	134	.343	86	129	.667	56	151	207	34.5	133	-	80	78	12	41	440	73.3

SCORE BY PERIODS:	1st	2nd	OT	OT2	Total
Arkansas	214	261	7	11	493
Opponents	189	236	7	8	440

DEADBALL REBOUNDS:	OFF	DEF	TOTAL
Arkansas	30	5	35
Opponents	23	2	25



# 2023-24 ARKANSAS RAZORBACKS GAME HIGHS AND LEADERS

Opponent	DATE	SCORE	RESULT	POINTS	REBOUNDS	ASSISTS	STEALS	BLOCKED SHOTS
ALCORN	11/06/23	93-59	W	21-Khalif Battle	8-Jalen Graham	5-Davonte Davis	2-Baye Fall Joseph Pinion	2-Baye Fall
GARDNER-WEBB	11/10/23	86-68	W	21-Khalif Battle	7-Trevon Brazile	3-EI Ellis	1-EI Ellis Davonte Davis Baye Fall Chandler Lawson	5-Trevon Brazile
OLD DOMINION	11/13/23	86-77	W	17-EI Ellis	10-Makhi Mitchell	8-EI Ellis	1-EI Ellis Davonte Davis Trevon Brazile	4-Trevon Brazile
UNC GREENSBORO	11/17/23	72-78	L	21-Tramon Mark	9-Trevon Brazile	3-Davonte Davis	3-Tramon Mark	2-Trevon Brazile Jeremiah Davenport
vs Stanford	11/22/23	77-74	WOT	25-Tramon Mark	17-Trevon Brazile	3-Davonte Davis	3-Layden Blocker	5-Chandler Lawson
vs Memphis	11/23/23	79-84	L	21-Khalif Battle	10-Trevon Brazile	3-EI Ellis	2-Trevon Brazile	2-Makhi Mitchell

LED TEAM IN POINTS (including ties)	LED TEAM IN REBS (including ties)	LED TEAM IN ASSISTS (including ties)	LED TEAM IN STEALS (including ties)	LED TEAM IN BLKS (including ties)
Battle 3	Brazile 4	Davis 3	Fall 2	Brazile 3
Mark 2	Graham 1	Ellis 3	Ellis 2	Lawson 1
Ellis 1	Mitchell 1		Davis 2	Mitchell 1
			Brazile 2	Davenport 1
			Mark 1	Fall 1
			Pinion 1	
			Lawson 1	
			Blocker 1	

## 2023-24 RAZORBACK GAME-BY-GAME STATISTICS

Opponent	Date	Score	W/L	• TOTAL •			• 3-PTRS •						• REBOUNDS •										
				FG	FGA	Pct	3FG	FGA	Pct	FT	FTA	Pct	Off	Def	Tot	Avg	PF	A	TO	Blk	Stl	Pts	Avg
ALCORN	11/06/23	93-59	W	28	54	.519	12	30	.400	25	37	.676	14	30	44	44.0	22	20	15	4	10	93	93.0
GARDNER-WEBB	11/10/23	86-68	W	30	60	.500	7	18	.389	19	31	.613	7	39	46	45.0	20	11	10	15	4	86	89.5
OLD DOMINION	11/13/23	86-77	W	30	59	.508	8	19	.421	18	29	.621	8	27	35	41.7	12	15	4	6	3	86	88.3
UNC GREENSBORO	11/17/23	72-78	L	24	55	.436	4	23	.174	20	25	.800	6	24	30	38.8	22	7	13	6	4	72	84.2
vs Stanford	11/22/23	77-74	Wot	23	76	.303	5	19	.263	26	33	.788	21	31	52	41.4	23	6	13	5	9	77	82.8
Arkansas		414		135	304	.444	36	109	.330	108	155	.697	56	151	207	41.4	99	59	55	36	30	414	82.8
Opponents		356		128	313	.409	38	110	.345	62	99	.626	47	136	183	36.6	113	66	65	5	31	356	71.2

Games played: 5  
 Points/game: 82.8  
 FG Pct: 44.4  
 3FG Pct: 33.0  
 FT Pct: 69.7

Rebounds/game: 41.4  
 Assists/game: 11.8  
 Turnovers/game: 11.0  
 Assist/turnover ratio: 1.1  
 Steals/game: 6.0  
 Blocks/game: 7.2

## 2023-24 OPPONENT GAME-BY-GAME STATISTICS

Opponent	Date	Score	W/L	• TOTAL •			• 3-PTRS •						• REBOUNDS •										
				FG	FGA	Pct	3FG	FGA	Pct	FT	FTA	Pct	Off	Def	Tot	Avg	PF	A	TO	Blk	Stl	Pts	Avg
ALCORN	11/06/23	93-59	W	20	51	.392	3	9	.333	16	26	.615	7	19	26	26.0	27	7	16	3	7	59	59.0
GARDNER-WEBB	11/10/23	86-68	W	25	72	.347	6	23	.261	12	21	.571	11	29	40	33.0	19	14	10	0	9	68	63.5
OLD DOMINION	11/13/23	86-77	W	31	71	.437	11	24	.458	4	5	.800	12	27	39	35.0	22	14	10	1	3	77	68.0
UNC GREENSBORO	11/17/23	72-78	L	26	54	.481	9	24	.375	17	23	.739	5	27	32	34.2	22	15	10	1	8	78	70.5
vs Stanford	11/22/23	77-74	Wot	26	65	.400	9	30	.300	13	24	.542	12	34	46	36.6	23	16	19	0	4	74	71.2
Opponents		356		128	313	.409	38	110	.345	62	99	.626	47	136	183	36.6	113	66	65	5	31	356	71.2
Arkansas		414		135	304	.444	36	109	.330	108	155	.697	56	151	207	41.4	99	59	55	36	30	414	82.8

Games played: 5  
 Points/game: 71.2  
 FG Pct: 40.9  
 3FG Pct: 34.5  
 FT Pct: 62.6

Rebounds/game: 36.6  
 Assists/game: 13.2  
 Turnovers/game: 13.0  
 Assist/turnover ratio: 1.0  
 Steals/game: 6.2  
 Blocks/game: 1.0



ARKANSAS RAZORBACKS

2023-24 GAME-BY-GAME POINTS-ASSISTS-REBOUNDS

				0	2	3	4	5	06	07	08	10	11	12	15	21	24	45
Opponent	Date	Score	WL	Battle	Brazile	Ellis	Davis	Pinion	Blocker	Harris	Lawson	Fall	Graham	Mark	Mitchell	Arbogast	Davenport	Blake
ALCORN	11/06/23	93-59	W	21-3-2	13-6-0	8-0-4	5-5-5	7-1-0	0-0-1	5-7-2	2-2-0	4-4-0	8-8-0	16-1-3	0-0-0	0-0-0	3-3-3	1-1-0
GW	11/10/23	86-68	W	21-4-1	10-7-0	13-6-3	4-5-2	5-0-0	DNP	0-0-1	5-3-0	0-4-0	4-3-0	14-3-2	5-5-2	0-0-0	5-3-0	0-0-0
ODU	11/13/23	86-77	W	13-2-1	11-4-2	17-3-8	16-5-2	DNP	0-0-0	DNP	2-2-0	DNP	2-0-0	7-6-1	15-10-1	DNP	3-1-0	DNP
UNCG	11/17/23	72-78	L	11-6-2	9-9-0	19-4-0	10-6-3	0-0-0	0-0-0	DNP	0-1-0	DNP	DNP	21-2-1	2-0-1	DNP	0-0-0	DNP
vs STAN	11/22/23	77-74	WOT	9-1-0	14-17-2	0-0-0	10-6-3	0-1-0	4-2-0	DNP	9-13-0	DNP	DNP	25-1-1	6-3-0	DNP	0-0-0	DNP
vs MEM	11/23/23	79-84	L	21-2-0	13-10-1	0-1-3	15-3-1	0-0-0	9-3-1	DNP	5-3-0	DNP	DNP	12-1-0	4-2-1	DNP	DNP	DNP

ARKANSAS RAZORBACKS

2023-24 STARTING LINEUPS

Date	Opponent							1st SUB(S)	Outcome	RECORD BY LINEUP:						RECORD BY STARTER		
Nov. 6	Alcorn	Ellis	Davis	Mark	Brazile	Lawson	Mitchell		W, 93-59	Ellis	Davis	Mark	Brazile	Lawson	3-0	Davis	6	4-2
Nov 10	GWU	Ellis	Davis	Mark	Brazile	Lawson	Battle/Mitchell		W, 86-68	Ellis	Davis	Mark	Davenport	Brazile	0-1	Mark	6	4-2
Nov 13	ODU	Ellis	Davis	Mark	Brazile	Lawson	Mitchell/Battle		W, 86-77	Davis	Mark	Davenport	Brazile	Mitchell	1-0	Brazile	6	4-2
Nov 17	UNCG	Ellis	Davis	Mark	Brazile	Davenport	Battle		L, 72-78	Blocker	Davis	Mark	Brazile	Mitchell	0-1	Ellis	4	3-1
Nov 22	Stanford	Davis	Mark	Davenport	Brazile	Mitchell	Lawson	20T W, 77-74								Lawson	3	3-0
Nov 23	Memphis	Blocker	Davis	Mark	Brazile	Mitchell	Battle/Ellis	L, 79-84								Davenport	2	1-1
																RECORD BY 1ST SUB		
																(including ties)		
																Battle	4	3-1
																Mitchell	3	3-0
																Lawson	1	1-0
																Ellis	1	0-1

# ARKANSAS RAZORBACKS

## 2023-24 SPECIALTY STATS (ARKANSAS/OPPONENT)

Opponent	Pts Off TO	Pts In Paint	2nd Chance	Fast Break	Bench	Lead Chng	Ties	Ark Largest Lead			Best Ark Run	Opp Largest Lead			Best Opp Run	Ark Led	Opp Led	Gm Tied
ALCORN	22 / 11	32 / 30	8 / 8	18 / 13	49 / 17	0	0	<b>37</b>	0:50	2nd	9-0	--	--	--	6-0	39:41	--	0:19
GARDNER-WEBB	11 / 15	36 / 36	7 / 14	16 / 8	40 / 19	7	6	26	4:30	2nd	9-0	8	16:25	1st	8-0	27:24	9:55	2:41
OLD DOMINION	18 / 5	44 / 32	15 / 16	9 / 21	33 / 40	1	1	14	5:06	2nd	10-0	3	17:35	1st	8-0	36:01	2:31	1:28
UNC GREENSBORO	8 / 16	320 / 32	7 / 7	14 / 6	13 / 27	1	2	2	19:42	1st	6-0	<b>15</b>	18:11	2nd	7-0	1:26	35:35	2:59
vs Stanford	12 / 10	32 / 30	21 / 7	4 / 7	22 / 14	10	11	4	3:45	OT1	8-0	9	15:25	2nd	8-0	14:29	26:32	9:22
vs Memphis	10 / 27	20 / 32	14 / 14	4 / 15	26 / 22	14	9	5	5:20	1st	6-0	10	4:54	2nd	7-0	5:31	30:00	3:29

□ INDICATES LARGEST  
LEADS / DEFICITS

**BLACK** INDICATES  
LARGEST UA LEAD  
IN A LOSS

**RED** INDICATES  
UA LARGEST DEFICITS  
IN A WIN

## LAST TIME AN ARKANSAS PLAYER...

### • SCORING •

Scored 30 Points: 31 Stanley Umude at Georgia (02/02/22)  
Scored 40 Points: 40 Mason Jones vs Auburn (02/04/20)  
Scored 50 Points: 51 Rotnei Clarke vs. Alcorn State (11/13/09)  
**RECORD: 51 Rotnei Clarke vs. Alcorn State (11/13/09)**

### • FIELD GOALS MADE •

Made 15 Field Goals: 15 (15-21) Rotnei Clarke vs. Alcorn State (11/13/09)  
Made 20 Field Goals: 20 (2-30) Dean Tolson vs. Texas A&M (03/02/74)  
**RECORD: 20 (20-30) Dean Tolson vs. Texas A&M (03/02/74)**

### • FIELD GOALS ATTEMPTED •

Attempted 20 Field Goals: 23 (9-23) Nick Smith Jr., at Alabama (02/25/23)  
Attempted 25 Field Goals: 26 (11-26) JD Notae vs Mercer (11/09/21)  
**RECORD: 30 (20-30) Dean Tolson vs. Texas A&M (03/02/74)**

### • FIELD GOAL PERCENTAGE •

Shot 100% FG (Min. 7 att): Daniel Gafford (7-7) at Texas Tech (01/26/19)  
**RECORD (min 8 att): 100% 8x - Best: Daryll Saulsberry (10-10) 1975**

### • 3-POINTERS MADE •

Made 7 3-pointers: 8 (8-11) Mason Jones at Texas A&M (03/07/20)  
Made 10 3-pointers: 10 (10-13) by Isaiah Joe vs. FIU (12/01/18)  
Made 11-Plus 3-pointers: 13 (13-17) by Rotnei Clarke vs. Alcorn State (11/13/09)  
**RECORD: 13 (13-17) by Rotnei Clarke vs. Alcorn State (11/13/09) (SEC record)**

### • 3-POINTERS ATTEMPTED •

Attempted 15 3-Pointers: 15 (6-15) Isaiah Joe at Texas A&M (03/07/20)  
Attempted 20 3-Pointers: 24 (10-24) Pat Bradley vs. North Texas (12/30/98)  
**RECORD: 24 (10-24) Pat Bradley vs. North Texas (12/30/98) (SEC record)**

### • FREE THROWS MADE •

Made 10 Free Throws: 12 Tramon Mark (12-15) vs Stanford (11/22/23)  
Made 15 Free Throws: 16 (16-19) Moses Moody vs Alabama (02/24/21)  
Made 20 Plus Free Throws: 22 (22-24) Martin Terry vs. Texas A&M (01/22/72)  
**RECORD: 22 (22-24) by Martin Terry vs. Texas A&M (01/22/72)**

### • FREE THROWS ATTEMPTED •

Attempted 15 Free Throws: 15 (12-15) Tramon Mark vs Stanford (11/22/23)  
Attempted 20 Free Throws: 21 (18-21) Moses Moody vs Alabama (02/24/21)  
Attempted 24 Plus Free Throws: 24 (22-24) Martin Terry vs. Texas A&M (01/22/72)  
**RECORD: 24 (22-24) Martin Terry vs. Texas A&M (01/22/72)**

### • FREE THROW PERCENTAGE •

Shot 100% FT (min 10 att): Chris Lykes (12-12) vs Elon (12/21/21)  
**RECORD (min. 11 att): 9x - Best: Tommy Boyer (18-18) in 1963**

### • REBOUNDS •

Grabbed 15-19 Rebounds: 17 Trevon Brazile vs Stanford (11/22/23)  
Grabbed 20-Plus Rebounds: 23 Nick Davis vs. Jackson State (11/21/97)  
**RECORD: 23 by Nick Davis vs. Jackson State (11/21/97)**  
• Grabbed 10 Offensive Rebounds: 11 Justin Smith vs Oral Roberts (03/27/21)  
• Grabbed 10 Defensive Rebounds: 14 Khi Mitchell & Devo Davis vs UNCG (12/06/22)

### • ASSISTS •

Had 10 Assists: 10 by Jalen Tate vs Georgia (01/09/21)  
Had 15 Assists: 15 by Dontell Jefferson vs. Portland State (11/18/05)  
**RECORD: 15 by Dontell Jefferson vs. Portland State (11/18/05)**

### • STEALS •

Had 5 Steals: 5 Anthony Black vs UConn (03/23/23)  
Had 6-7 Steals: 6 Jaylin Williams vs Texas A&M (01/22/22)  
Had 8-9 Steals: 8 JD Notae vs New Mexico State (03/19/22)  
**RECORD: 9 by Robert Shepard at Arizona (12/06/92)**

### • BLOCKED SHOTS •

Had 5 Blocks: 5 Chandler Lawson vs Stanford (11/22/23)  
Had 6-9 Blocks: 7 Makhel Mitchell vs Texas A&M (01/31/23)  
Had 10 Blocks: 10 Steven Hill vs. Texas State (12/06/05)  
**RECORD: 10 Steven Hill vs. Texas St. (12/06/05) & Oliver Miller vs. Texas (02/04/90)**

### • TURNOVERS •

Committed 5-9 Turnovers: 6 Anthony Black at Tennessee (02/28/23)  
Committed 10 Plus Turnovers: 10 Courtney Fortson at South Carolina (02/21/09)

### • MINUTES PLAYED •

40 Minutes (Regulation): 40:00 Ricky Council IV vs Kansas (03/18/23)  
**40+ Min w/OT: 3 vs Stanford (11/22/23) – Brazile (45:52) - Davis (45:14) - Mark (41:08)**  
**45+ Minutes: 2 vs Stanford (11/22/23) – Brazile (45:52) - Davis (45:14)**

### • MISCELLANEOUS •

2 Players Scored 20+ Pts In Same Game: Davonte Davis (25) & Ricky Council IV (21) vs Kansas (03/18/23)  
3 Players Scored 20+ Pts in Same Game: at Alabama (02/25/23)  
Nick Smith Jr. (24), Davonte Davis (21) and Ricky Council IV (20)  
2 Players Scored 20+ Pts In Back-To-Back Gms: Nick Smith Jr. (26/24) & Ricky Council IV (22/20) vs Georgia (02/21/23) and at Alabama (02/25/23)  
2 Players Scored 20+ Pts In 3 Straight: Mason Jones (41/20/21) & Isaiah Joe (20/21/24) vs Tulsa (12/14/19), Valpo (12/21/19) and Indiana (12/29/19)  
8 Players Scored in Double Digits: Mississippi Valley State (11/25/20)  
Connor Vanover (25), Desi Sills (19), Moses Moody (16), Vance Jackson (15)  
Khaleen Robinson (15), Justin Smith (13), JD Notae (13), Jalen Tate (12)  
Scored 20 or More Points in Five-Plus Consecutive Games: (5) by Mason Jones 37, 26, 36, 30, 22 (02/26/20 to 03/11/20)  
Scored 20 or More Points in 10-Plus Consecutive Games: (11) by Todd Day 20, 23, 26, 26, 22, 31, 23, 21, 27, 21, 20 (12/01/90 to 01/12/91)  
Scored 30 or More Points in 3 Straight Games: Mason Jones (only Razorback) 34 vs. S. Carolina (01/29/20), 30 at Alabama (02/01/20), 40 vs Auburn (02/04/20)  
Most Points in Back-To-Back Games: 82 by Martin Terry 35 at TCU (02/20/73) and 47 vs. SMU (02/24/73)  
Consecutive Free Throws Made: 48 by Ricky Medlock (20 gms; 12/21/74 to 03/04/75)  
**Double-Double: Pts/Rebs: Trevon Brazile (134 & 10) vs Memphis (11/23/23)**  
Double-Double: Pts/Assists: Jalen Tate (15 & 10) vs Georgia (01/09/21)  
Two Players with Double-Double in Same Game: vs UNC Greensboro (12/06/22)  
Khi Mitchell (13 pts & 14 rebs) and Devo Davis (10 pts & 10 rebs)  
5 Straight Double-Doubles: (7) Jaylin Williams 13 & 11 vs AUB; 22 & 10 at BAMA; 13 & 11 at MIZ; 13 & 16 vs TENN; 15 & 10 at FLA; 16 & 12 vs UK; 19 & 10 vs LSU  
3+ Straight Double-Doubles in SEC: (5) Jaylin Williams (AUB/@Bama/@MIZ/TEN/@FLA/UK/LSU)  
Most Consecutive Double-Doubles: 9 by Dean Tolson (1973-74) and 6 by Derek Hood (1998-99)  
Three Players with Double-Double in Same Game: vs Alabama (01/16/10) – Marshawn Powell 18 pts, 10 rebs, Mike Washington (17 pts, 13 rebs) and Courtney Fortson (12 pts, 10 assists)  
Had 5-Plus Assists in 5-Plus Consecutive Games: (6) by Jalen Harris 11, 6, 10, 12, 7, 10 (11/21/81 thru 12/15/18)  
Had 10 or More Assists in Back-to-Back Games: Jalen Harris 10 vs. FIU (12/01/18) and 12 at Colorado State (12/05/18)  
Three-Plus Players with 5-Plus Assists in a Game: vs. Montana State (11/21/18)  
Jalen Harris (11), Isaiah Joe (5) and Desi Sills (5)  
Had 5 or More Steals in Back-to-Back Games: Ronnie Brewer 5 vs. Western Illinois (01/01/06) and 5 vs. Mississippi State (01/07/06)

## LAST TIME AN OPPONENT PLAYER...

### • SCORING •

Scored 30 Points: 37 Antonio Reeves vs Kentucky (03/04/23)  
Scored 40 Points: 45 Jodie Meeks vs. Kentucky (02/14/09)  
Scored 50 Points: 56 Oscar Robertson vs. Cincinnati (03/15/58) **(most on record)**

### • FIELD GOALS MADE •

Made 15 Field Goals: 17 (17-24) Jodie Meeks vs. Kentucky (02/14/09)  
Made 20 Field Goals: 21 Oscar Robertson vs. Cincinnati (03/15/58) **(most on record)**

### • FIELD GOALS ATTEMPTED •

Attempted 20 Field Goals: 20 (9-20) Matt Bradley (11/23/22)  
Attempted 25 Field Goals: 28 (11-28) Devan Downey vs. South Carolina (02/17/10)

### • FIELD GOAL PERCENTAGE •

Shot 100% FG (Min. 7 att): Adam Wing (8-8) vs. Evansville (12/08/15)

### • 3-POINTERS MADE •

Made 7 3-pointers: 7 (7-15) Tyler Hall vs. Montana State (11/21/18)  
Made 10 3-pointers: 10 (10-19) Lance Weems at Auburn (01/06/96)

### • 3-POINTERS ATTEMPTED •

Attempted 15 3-pointers: 15 (7-15) Tyler Hall vs. Montana State (11/21/18)  
Attempted 20 3-pointers: 22 (5-22) Jeff Fryer vs. Loyola Marymount (03/16/89)

### • FREE THROWS MADE •

Made 10 Free Throws: 11 (11-11) Antonio Reeves vs Kentucky (03/04/23)  
Made 15 Free Throws: 15 (15-17) Keyontae Johnson at Florida (02/18/20)

### • FREE THROWS ATTEMPTED •

Attempted 15 Free Throws: 15 (12-15) Xavier Pinson (01/02/21)  
Attempted 20 Free Throws: 24 (18-24) Frank Williams vs. Illinois (12/08/01)

### • FREE THROW PERCENTAGE •

Shot 100% FT (min 10 att): 11-11 Antonio Reeves vs Kentucky (03/04/23)

### • REBOUNDS •

Grabbed 15-19 Rebounds: 15 Henry Coleman III vs Texas A&M (01/31/23)  
Grabbed 20 Rebounds: 20 Antonio McDyess vs. Alabama (03/11/95)  
• Grabbed 10 Offensive Rebounds: 11 Tyler Davis at Texas A&M (01/30/18)  
• Grabbed 10 Defensive Rebounds: 10 Oscar Tshiebwe vs Kentucky (02/26/22)

### • ASSISTS •

Had 10 Assists: 11 Tremont Waters vs. LSU (01/12/19)  
Had 13 Assists: 13 Chuck Evans at Mississippi State (01/27/93) **(on record)**

### • STEALS •

Had 5 Steals: 6 Alpha Diallo at Providence (03/19/19)  
Had 8 Steals: 8 Terry Conerway vs. Texas State (12/21/02)



### • BLOCKED SHOTS •

Had 6-9 Blocks: 6 Johni Broome at Auburn (01/07/23)  
Had 10 Plus Blocks: 10 P.J. Roberson vs. Grambling State (11/26/11)

### • TURNOVERS •

Committed 7-9 Turnovers: 7 Wendell Green Jr vs Auburn (02/08/22)  
Committed 10 Plus Turnovers: 12 Devin Gibson vs. UTSA (12/12/07)

## LAST TIME ARKANSAS HIGHS...

### • SCORING •

Scored 100-119 Points: 101 at South Carolina (103/02/21)  
Scored 120-Plus Points: 142 vs. Mississippi Valley State (11/25/20)  
Scored 50 Points in 1st Half: 53 at Georgia (02/02/22)  
Scored 50 Points in 2nd Half: 54 vs Georgia (02/21/23)  
Scored 60 or More Points in a Half: 61 (1st) vs. Miss Valley State (11/25/20)  
Scored 70 or More Points in a Half: 71 (1st) vs. Alcorn (11/13/09)  
Scored 80 or More Points in a Half: 81 (2nd) vs. Miss Valley State (11/25/20)  
Most Points in a Half: 88 (2nd) vs. U.S. International (12/09/89)

### • FIELD GOALS MADE •

Made 40 Field Goals: 40 (40-71) at Georgia (02/02/22)  
Made 50 Field Goals: 57 (57-99) vs. Troy (12/10/96)  
**RECORD: 68 (68-101) vs. U.S. International (12/09/89)**

### • FIELD GOALS ATTEMPTED •

Attempted 80 Field Goals: 86 (48-86) vs Miss Valley State (11/25/20)  
Attempted 90 Field Goals: 99 (57-99) vs. Troy (12/10/96)  
Attempted 100 Field Goals: 101 (68-101) vs. US International (12/09/89)  
**RECORD: 101 (68-101) vs. U.S. International (12/09/89)**

### • FIELD GOAL PERCENTAGE •

Shot 60% FG: 63.8 (37-58) vs Georgia (02/21/23)  
Shot 70% or Better FG: 72.7 (32-44) vs. Alabama State (12/21/83)  
**RECORD: 79.4 (27-34) vs. Texas Tech (1979)**

### • 3-POINTERS MADE •

Made 15 3-pointers: 15 (15-28) at Georgia (02/02/22)  
Made 20 3-pointers: 20 (20-40) vs Miss Valley State (11/25/20)  
**RECORD: 21 (21-37) vs. Troy (12/10/96)**

### • 3-POINTERS ATTEMPTED •

Attempted 30 3-pointers: 33 (15-33) at South Carolina (02/03/21)  
Attempted 40 3-pointers: 40 (20-40) vs Miss Valley State (11/25/20)  
**RECORD: 54 (19-54) vs. North Texas (12/30/98)**

### • 3-POINT PERCENTAGE •

Shot 50% 3PT FG (min. 15 att): 55.0 (11-22) vs Georgia (02/21/23)  
Shot 60% or Better 3PT FG (min. 15 att): 61.1 (11-18) at Vanderbilt (03/06/19)  
**RECORD (min. 15 att): 66.7 (16-24) vs. Mississippi State (01/09/16)**

### • FREE THROWS MADE •

**Made 20 Free Throws: 26 (26-33) vs Stanford (11/22/23)**  
Made 30 Free Throws: 36 (36-54) vs LSU (03/04/20)  
Made 40 Free Throws: 41 (41-49) at Kentucky (01/25/92)  
**RECORD: 48 (48-53) vs. Ole Miss (01/17/04)**

### • FREE THROW ATTEMPTS •

Attempted 40 Free Throws: 43 (27-43) vs Alabama (02/24/21)  
Attempted 50 Free Throws: 54 (36-54) vs LSU (03/04/20)  
Attempted 60 Free Throws: 65 vs. TCU (1955)  
**RECORD: 65 vs. TCU (1955)**

### • FREE THROW PERCENTAGE •

Shot 80% FT (min. 10 att): 80.8 (21-26) vs Kansas (03/18/23)  
Shot 90% or Better FT (min. 10 att): 94.4 (17-18) vs. Oklahoma (12/11/21)  
**RECORD (min 10 att): 100 3x - Best 16-16 at Kentucky (02/27/14)**

### • REBOUNDS •

Grabbed 40 Rebounds: 40 vs Florida (02/18/23)  
**Grabbed 50 Rebounds: 52 vs Stanford (11/22/23)**  
Grabbed 55-Plus Rebounds: 58 vs Oral Roberts (12/20/20)  
**RECORD: 77 vs. Jackson State (01/22/02)**

### • ASSISTS •

Had 25 Assists: 26 vs Georgia (02/21/23)  
Had 30 Assists: 32 vs. Jackson State (11/22/96)  
Had 40 Assists: 40 vs. Troy (12/10/96)  
**RECORD: 47 vs. U.S. International (12/09/89)**

### • STEALS •

Had 15 Steals: 16 vs Bradley (12/17/22)  
Had 20 Steals: 24 vs. Maryland-Eastern Shore (01/02/01)  
Had 25 Steals: 26 vs. Louisiana-Monroe (11/25/00)  
**RECORD: 26 vs. Louisiana-Monroe (11/25/00)**

### • BLOCKED SHOTS •

Had 10 Blocks: 11 vs Texas A&M (03/10/23)  
Had 13 Blocks: 13 vs Texas A&M (01/31/23)  
**Had 15 Blocks: 15 vs Gardner-Webb (11/10/23)**  
**RECORD: 18 vs. Missouri (12/05/95)**

### • MOST TURNOVERS •

Had 25 Turnovers: 25 at South Carolina (02/21/09)  
Had 30 Turnovers: 32 vs. Providence (11/16/07)  
**RECORD: 32 vs. Providence (11/16/07)**

### • FOULS •

Committed 25 Fouls: 28 vs Missouri (01/02/21)  
Committed 30 Fouls: 33 at Missouri (01/18/23)  
**RECORD: 38 vs. Missouri (12/04/61)**

## LAST TIME ARKANSAS LOWS...

### • SCORING •

Held to 40-45 Points: 43 at Florida (01/22/11)  
Held to 46-49 Points: 46 at Mississippi State (02/09/16)  
Held to 50-55 Points: 53 vs. New Mexico State (03/19/19)  
Held to 56-59 Points: 57 at Tennessee (02/28/23)  
Held to 19 Points or Less in a Half: 19 (1st half) at LSU (12/28/22)

### • FIELD GOALS •

Held to Below 20 Field Goals Made: 20 (20-63) vs UConn (03/23/23)

### • FIELD GOAL PERCENTAGE •

Held to 20-29% FG: 27.5 (14-51) vs New Mexico State (03/19/22)  
**Held to 30-35% FG: .303 (23-76) vs Stanford (11/22/23)**

### • 3-POINTERS •

Did not Make a 3-pointer: 0 (0-1) vs South Carolina (01/18/22)  
Held to 1-2 3-PT FG Made: 2 (2-16) at Auburn (01/07/23)  
Attempted Single-Digit 3-pointers: 9 (4-9) at Kentucky (02/07/23)

### • 3-POINT PERCENTAGE •

Shot 10% or Worse 3PT FG: 0.0 (0-11) vs South Carolina (01/18/22)  
Shot 11-19% 3PT FG: 19.0 (2-16) at Auburn (01/07/23)

### • FREE THROWS •

Made Single Digit Free Throws: 6 (6-11) at Baylor (01/28/23)  
Attempted Single Digit Free Throws: 7 (4-7) at Georgia (02/02/22)

### • FREE THROW PERCENTAGE •

Shot 40-49% FT: 47.1 (8-17) vs Southern (12/09/20)  
Shot Below 40% FT: 26.7 (4-15) at Texas A&M (01/09/13)

### • REBOUNDING •

Had 19 or Fewer Rebounds: 19 at Missouri (03/05/13)  
Had 20-25 Rebounds: 25 vs Oklahoma (12/10/22)

### • ASSISTS •

**Held to 6 Assists or less: 6 vs Stanford (11/22/23)**

### • STEALS •

Had 0 Steals: vs Texas Tech (03/21/21) **(only time on record)**  
Had 1 Steal: 1 vs Florida (03/09/18)  
Had 2-3 Steals: 3 at Vanderbilt (01/14/23)

### • BLOCKED SHOTS •

Had No Blocked Shots: 0 vs Missouri (1/23/19)

### • FEWEST TURNOVERS •

**Had 1-4 Turnovers: 4 vs Old Dominion (11/13/23)**  
Had 5 Turnovers: 5 vs New Mexico State (3/19/22)

### • FOULS •

Had Single Digit Fouls: 6 vs Mercer (11/09/21)

## ARKANSAS MISCELLANEOUS...

Played in an OT game:	11/23/22 vs San Diego State	W, 78-74 (OT)
<b>Played in a 2OT game:</b>	<b>11/22/23 vs Stanford</b>	<b>W, 77-74 (2 OT)</b>
Played in a 3OT game:	02/09/80 vs Houston	L, 90-84 (3 OT)

LAST TIME AN OPPONENT HIGHS...

• SCORING •
Scored 100 Points: 106 at Tennessee (01/15/19) Scored 110 Points: 117 at Ole Miss (12/10/73) Scored 50 Points in 1st Half: 55 at Tennessee (01/15/19) Scored 50 Points in 2nd Half: 58 at Alabama (02/25/23) Scored 60 or More Points in a Half: 63 (2nd half) at Vanderbilt (01/14/23)
• FIELD GOALS MADE •
Made 30 Field Goals: 31 (31-54) vs UConn (03/23/23) Made 40 Field Goals: 40 (40-68) by Texas (01/05/10) Made 45 Field Goals: 45 (45-80) vs. Pittsburgh (12/29/86)
• FIELD GOALS ATTEMPTED •
Attempted 70 Field Goals: 72 (27-72) at South Carolina (03/027/20) Attempted 80 Field Goals: 80 (30-80) by Auburn (02/08/22)
• FIELD GOAL PERCENTAGE •
Shot 60% FG: 61.1 (15-23) vs. Auburn (02/17/16) Shot 65% FG: 67.7 (4-65) vs. North Carolina (03/23/08) Shot 69% FG: 69.8 (37-53) at Auburn (01/14/95)
• 3-POINTERS MADE •
Made 15 3-pointers: 15 (15-36) at Alabama (01/16/21) Made 17 3-pointers: 17 (17-37) vs UNI (11/17/21) - <b>TIES RECORD BY OPP (3x)</b>
• 3-POINTERS ATTEMPTED •
Attempted 30 3-pointers: 30 (9-30) vs Stanford (11/22/23) Attempted 35 3-pointers: 37 (17-7) vs UNI (11/17/21)
• 3-POINT PERCENTAGE •
Shot 50% 3PT FG (min 15 att): 53.3 (8-15) vs Texas A&M (03/12/22) Shot 60% or Better 3PT FG (min 15 att): 66.7 (12-18) at Tennessee (03/05/22)
• FREE THROWS •
Made 20 Free Throws: 25 (25-30) at Alabama (02/25/23) Made 30 Free Throws: 30 (30-40) at Missouri (01/18/23) Made 40 Free Throws: 40 (40-50) vs. UMass (11/25/94)
• FREE THROW ATTEMPTS •
Attempted 35 Free Throws: 36 (29-36) at Vanderbilt (01/14/23) Attempted 40 Free Throws: 40 (30-40) at Missouri (01/18/23) Attempted 50 Free Throws: 50 (39-50) vs. South Carolina (03/11/04)
• FREE THROW PERCENTAGE •
Shot 80% FT (min. 10 att): .833 (25-30) at Alabama (02/25/23) Shot 90% or Better FT (min. 10 att): .950 (19-20) vs Texas A&M (01/22/22) Shot 100% (min. 10 att): 1.000 (14-14) vs Florida (02/16/21)
• REBOUNDING •
Grabbed 45 Rebounds: 46 vs Stanford (11/22/23) Grabbed 50 Rebounds: 51 vs Missouri (01/02/21) Grabbed 55-Plus Rebounds: 60 vs Auburn (02/08/22) • Grabbed 20 Offensive Rebounds: 24 vs Texas A&M (01/31/23)
• ASSISTS •
Had 25 Assists: 25 vs. Louisville (11/17/09) Had 30 Assists: 30 at UAB (01/27/90)
• STEALS •
Had 15 Steals: 15 at LSU (02/24/10) Had 18 Steals: 18 vs. Alcorn State (12/02/95)
• BLOCKED SHOTS •
Had 10 Blocks: 10 at Tennessee (01/22/14) Had 13 Blocks: 13 at Mississippi State (01/14/10)
• MOST TURNOVERS •
Had 20 Turnovers: 22 vs Colgate (03/19/21) Had 25 Turnovers: 27 vs Bradley (12/17/22) Had 30 Turnovers: 30 vs. Fordham (11/11/22) <b>MOST ON RECORD: 42 vs. Grambling (12/31/00) and Bethune-Cookman (12/02/97)</b>
• FOULS •
Committed 30-plus Fouls: 32 vs Alabama (02/24/21) <b>RECORD: 36 vs. Centenary (12/04/82)</b>

LAST TIME AN OPPONENT LOWS

• SCORING •
Held to 30-39 Points: 33 vs. Vanderbilt (01/12/13) Held to 40-45 Points: 40 vs LSU (01/24/23) Held to 46-49 Points: 48 vs Fordham (11/11/22) Held to 50-55 Points: 50 vs Lipscomb (12/05/20) Held to 56-59 Points: 5x LAST 58 vs UNC Greensboro (12/06/22) Held Below 20 Points in 1st Half: 14 vs LSU (01/24/23) Held Below 20 Points in 2nd Half: 18 vs Savannah State (12/12/13) No Opponent Player Scored in Double-Digits: vs LSU (01/24/23)
• FIELD GOAL PERCENTAGE •
Held to 21% or Worse FG: .2097 (13-62) vs. Jackson State (11/22/02) Held to 20-29% FG: .259 (14-54) vs LSU (01/24/23) Held to 30-35% FG: .342 (26-76) vs Texas A&M (01/31/23)
• 3-POINTERS •
Did not Make a 3-pointer: 0 (0-10) by Mississippi State (02/07/15) Held to 1 3-PT FG Made: 1 (1-10) vs Texas A&M (03/10/23) Held to 2-3 3-PT FG Made: 2 (2-18) vs San Diego State (11/23/22)
• 3-POINT PERCENTAGE •
Shot 10% or Worse 3PT FG: 10.0 (1-10) vs Texas A&M (03/10/22) Shot 11-16% 3PT FG: 11.1 (1-9) vs LSU (01/24/23) Shot 17-19% 3PT FG: 19.0 (4-21) vs Florida (02/18/23)
• FREE THROWS •
Made 1-5 Free Throws: 4 (4-5) vs Old Dominion (11/13/23) Made 6-9 Free Throws: 6 (6-12) at LSU (12/28/22)
• FREE THROW ATTEMPTS •
Attempted Single Digit Free Throws: 5 (4-5) vs Old Dominion (11/13/23)
• FREE THROW PERCENTAGE •
Shot Below 40% FT: 38.1 (8-21) vs. Texas State (12/22/18) Shot 40-49% FT: 46.2 (5-13) vs Ole Miss (01/21/23)
• REBOUNDING •
Had 19 or Fewer Rebounds: 19 vs Auburn (03/09/23) Had 20-25 Rebounds: 25 vs Florida (02/18/23)
• ASSISTS •
Held 5 Assists or Fewer: 5 at Baylor (01/28/23)
• STEALS •
Had No Steals: 0 vs Vanderbilt (01/15/20) Had 1 Steal: 1 vs Cincinnati (11/23/21) Had 2 Steals: 2 vs Mississippi State (02/05/22)
• BLOCKED SHOTS •
Had No Blocked Shots: 0 vs Fordham (11/11/22)
• FEWEST TURNOVERS •
Had 0-5 Turnovers: 5 at Tennessee (01/06/21) Had 6-9 Turnovers: 8 at Baylor (01/28/23)
• FOULS •
Had Single Digit Fouls: 8 at Michigan (12/08/12) Committed 10-14 Fouls: 14 vs UNI (11/17/21)

GAME 1



59

Alcorn State

22 37

59 93



Nov. 6, 2023 • Fayetteville, Ark. • Bud Walton Arena

Alcorn 59 • 0-1

#	Player		Total		3-Ptr		Rebounds			PF	TP	A	TO	Blk	Stl	Min	
			FG-FGA	FG-FGA	FT-FTA	Off	Def	Tot									
00	Stephen Byard	f	1-4	0-0	0-1	0	1	1	1	2	1	0	0	1	1	16	
11	Rodrique Massenat	f	2-5	0-0	0-2	1	0	1	1	4	1	1	1	3	19		
07	Alex Tsynkevich	c	3-3	0-0	1-2	1	0	1	4	7	0	1	0	0	18		
02	Byron Joshua	g	3-11	1-3	5-6	0	1	1	4	12	2	4	0	0	23		
10	Jeremiah Gambrell	g	6-8	2-3	3-5	0	2	2	0	17	0	1	0	1	28		
01	Mike Pajaud	g	1-3	0-0	3-4	3	4	7	3	5	0	2	0	1	18		
03	Jalen Hawkins	g	3-8	0-2	1-1	0	2	2	1	7	2	3	0	0	23		
04	Roderick Jones	g	1-4	0-1	0-1	0	3	3	4	2	0	0	0	0	13		
05	Willie Anderson	g	0-2	0-0	0-0	0	1	1	4	0	0	2	0	0	10		
09	Jalyke Gaines-Wyatt	g	0-3	0-0	3-4	0	0	0	2	3	0	1	0	0	10		
14	Cameron Butler	g	0-0	0-0	0-0	0	2	2	0	0	0	0	0	0	6		
20	Trevon Stoutemire	g	0-0	0-0	0-0	1	2	3	3	0	1	1	2	1	16		
Team																	
Totals				20-51	3-9	16-26	7	19	26	27	59	7	16	3	7	200	
FG % 1st Half: 10-27			37.0%	2nd half: 10-24	41.7%	Game: 20-51	39.2%										Deadball
3FG % 1st Half: 1-4			25.0%	2nd half: 2-5	40.0%	Game: 3-9	33.3%										Rebounds
FT % 1st Half: 1-3			33.3%	2nd half: 15-23	65.2%	Game: 16-26	61.5%										4

Arkansas 93 • 1-0

#	Player		Total		3-Ptr		Rebounds			PF	TP	A	TO	Blk	Stl	Min	
			FG-FGA	FG-FGA	FT-FTA	Off	Def	Tot									
02	Trevon Brazile	f	4-5	1-2	4-4	1	5	6	0	13	0	1	0	1	1	22	
08	Chandler Lawson	f	0-0	0-0	2-2	1	1	2	0	2	0	1	0	1	1	7	
03	El Ellis	g	3-6	1-4	1-2	0	0	0	2	8	4	3	0	1	1	24	
04	Davonte Davis	g	2-5	1-3	0-0	2	3	5	3	5	0	0	1	1	1	24	
12	Tramon Mark	g	6-8	4-6	0-0	0	1	1	0	16	3	1	0	1	1	21	
00	Khalif Battle	g	5-9	3-6	8-9	1	2	3	3	21	2	3	0	0	0	19	
05	Joseph Pinion	g	1-3	1-2	4-4	0	1	1	0	7	0	0	1	2	1	12	
06	Layden Blocker	g	0-1	0-1	0-0	0	0	0	5	0	1	1	0	1	1	10	
07	Denijay Harris	g	1-2	0-0	3-6	3	4	7	1	5	2	2	0	0	0	12	
10	Baye Fall	g	1-2	0-0	2-6	1	3	4	5	4	0	2	2	2	2	9	
11	Jalen Graham	g	4-6	0-0	0-2	2	6	8	0	8	0	0	0	0	0	14	
15	Makhi Mitchell	g	0-0	0-0	0-0	0	0	0	1	0	0	0	0	0	0	4	
21	Cade Arbogast	g	0-1	0-0	0-0	0	0	0	1	0	0	0	0	0	0	2	
24	Jeremiah Davenport	g	1-6	1-6	0-0	2	1	3	1	3	3	0	1	0	0	19	
45	Lawson Blake	g	0-0	0-0	1-2	0	1	1	0	1	0	0	0	0	0	1	
Team						1	2	3	4	22		1					
Totals			28-54	12-30	25-37	14	30	44	22	93	20	15	4	10	1	200	
FG % 1st Half:		16-27	59.3%	2nd half:	12-27	44.4%	Game:	28-54	51.9%								Deadball Rebounds 5
3FG % 1st Half:		6-15	40.0%	2nd half:	6-15	40.0%	Game:	12-30	40.0%								
FT % 1st Half:		8-15	53.3%	2nd half:	17-22	77.3%	Game:	25-37	67.6%								

Score by periods				1st	2nd	Total							
Alcorn				22	37	59							
Arkansas				46	47	93							
				Points		In	Off	2nd	Fast	Bench			
				ALCORN		30	10	8	13	17			
				ARK		32	25	8	18	49			

GAME 2



68

Gardner-Webb

36 32

68 86



Nov. 10, 2023 • Fayetteville, Ark. • Bud Walton Arena

Gardner-Webb 68 • 1-1

#	Player		Total		3-Ptr		Rebounds			PF	TP	A	TO	Blk	Stl	Min
			FG-FGA	FG-FGA	FT-FTA	Off	Def	Tot								
15	Cheickna Sissoko	f	4-7	0-0	2-2	2	4	6	1	10	1	0	0	1	16	
00	Caleb Robinson	g	6-16	0-2	6-8	2	5	7	2	18	0	1	0	1	24	
01	Julien Soumaoro	g	5-13	3-8	2-7	1	1	2	1	15	3	0	0	2	24	
04	DQ Nicholas	g	1-9	0-2	1-3	0	5	5	2	3	3	1	0	1	26	
13	Lucas Stieber	g	1-4	1-2	0-0	0	4	4	1	3	1	1	0	1	24	
02	Brendan Mykalcio	g	3-8	0-1	0-0	1	2	3	2	6	0	1	0	0	14	
03	Quest Aldridge	g	1-4	1-4	0-0	0	2	2	3	1	2	0	1	1	18	
05	Ademide Badmus	g	0-1	0-0	0-0	1	0	1	4	0	1	1	0	1	10	
08	Darryl Simmons II	g	1-6	0-3	1-1	0	2	2	0	3	1	1	0	1	14	
14	Shahar Lazar	g	2-2	1-1	0-0	0	0	0	2	5	3	2	0	0	16	
24	Isaiah Richards	g	1-2	0-0	0-0	0	2	2	2	2	0	0	0	0	14	
Team						4	2	6								
Totals			25-72	6-23	12-21	11	29	40	19	68	14	10	0	9	200	
FG % 1st Half: 13-35			37.1%	2nd half: 12-37			32.4%	Game: 25-72			34.7%	Deadball Rebounds				
3FG % 1st Half: 4-13			30.8%	2nd half: 2-10			20.0%	Game: 6-23			26.1%	3				
FT % 1st Half: 6-11			54.5%	2nd half: 6-10			60.0%	Game: 12-21			57.1%					

Arkansas 86 • 2-0

#	Player		Total		3-Ptr		Rebounds			PF	TP	A	TO	Blk	Stl	Min
			FG-FGA	FG-FGA	FT-FTA	Off	Def	Tot								
02	Trevon Brazile	f	4-4	1-1	1-2	1	6	7	4	10	0	3	5	0	23	
08	Chandler Lawson	f	2-2	1-1	0-0	1	2	3	4	5	0	0	0	1	10	
03	El Ellis	g	5-11	1-3	2-2	0	6	6	2	13	3	1	0	1	33	
04	Davonte Davis	g	2-8	0-4	0-0	0	5	5	2	4	2	0	0	1	22	
12	Tramon Mark	g	6-12	0-2	2-4	0	3	3	2	14	2	1	1	0	27	
00	Khalif Battle	g	5-9	3-4	8-10	0	4	4	1	21	1	0	0	0	25	
05	Joseph Pinion	g	2-3	0-0	1-2	0	0	0	0	5	0	0	1	0	8	
07	Denijay Harris	g	0-0	0-0	0-2	0	0	0	0	0	1	1	0	0	2	
10	Baye Fall	g	0-0	0-0	0-2	1	3	4	3	0	0	2	2	1	10	
11	Jalen Graham	g	2-3	0-0	0-1	1	2	3	1	4	0	0	1	0	8	
15	Makhi Mitchell	g	1-2	0-0	3-4	1	4	5	1	5	2	1	4	0	17	
21	Cade Arbogast	g	0-1	0-0	0-0	0	0	0	0	0	0	0	0	0	2	
24	Jeremiah Davenport	g	1-5	1-3	2-2	1	2	3	0	5	0	1	1	0	12	
45	Lawson Blake	g	0-0	0-0	0-0	0	0	0	0	0	0	0	0	0	1	
Team								1	2	3						
Totals			30-60	7-18	19-31	7	39	46	20	86	11	10	15	4	200	
FG % 1st Half:		16-31	51.6%	2nd half:	14-29	48.3%	Game:	30-60	50.0%							Deadball Rebounds 6.3
3FG % 1st Half:		4-9	44.4%	2nd half:	3-9	33.3%	Game:	7-18	38.9%							
FT % 1st Half:		12-18	66.7%	2nd half:	7-13	53.8%	Game:	19-31	61.3%							



GAME 5

ESPN



74

Stanford

#20/RV ARKANSAS

20 39 7 8 74

77

#22 37 7 11 77



Nov. 22, 2023 • Paradise Island, Bahamas • Imperial Arena

Stanford 74 • 3-2

#	Player	Total		3-Ptr		Rebounds			PF	TP	A	TO	Blk	Stl	Min
		FG-FGA	FG-FGA	FT-FTA	FT-FTA	Off	Def	Tot							
14	Spencer Jones	f	10-20	5-10	2-6	2	6	8	4	27	1	2	0	0	42
42	Maxime Raynaud	f	3-8	0-2	2-2	5	5	10	1	8	2	5	0	0	39
01	Jared Bynum	g	5-16	1-5	2-3	1	4	5	3	13	8	3	0	0	42
02	Andrej Stojakovic	g	3-6	0-1	1-2	1	5	6	3	7	1	1	0	2	30
13	Michael Jones	g	1-5	1-5	2-4	0	3	3	5	5	1	0	0	1	36
10	Max Murrell		0-0	0-0	0-0	0	0	0	0	0	1	0	0	0	4
15	Benny Gealer		1-4	1-4	0-0	0	2	2	1	3	1	2	0	0	11
22	James Keefe		1-1	0-0	2-4	1	3	4	1	4	0	0	0	0	18
23	Brandon Angel		2-5	1-3	2-3	0	4	4	5	7	1	6	0	1	28
Team						2	2	4							
Totals			26-65	9-30	13-24	12	34	46	23	74	16	19	0	4	250
FG % 1st Half:		8-23	34.8%	2nd half:	14-28	50.0%	OT:	4-14	28.6%	Game:	26-65	40.0%	Deadball		
3FG % 1st Half:		3-11	27.3%	2nd half:	5-11	45.5%	OT:	1-8	12.5%	Game:	9-30	30.0%	Rebounds		
FT % 1st Half:		1-3	33.3%	2nd half:	6-9	66.7%	OT:	6-12	50.0%	Game:	13-24	54.2%	7		

Arkansas 77 • 4-1

#	Player	Total		3-Ptr		Rebounds			PF	TP	A	TO	Blk	Stl	Min
		FG-FGA	FG-FGA	FT-FTA	FT-FTA	Off	Def	Tot							
02	Trevon Brazile	f	3-12	2-5	6-6	8	9	17	2	14	2	2	0	2	45
15	Makhi Mitchell	f	3-7	0-0	0-0	2	1	3	0	6	0	1	0	1	17
04	Davonte Davis	g	3-14	1-4	3-6	0	6	6	4	10	3	5	0	1	45
12	Tramon Mark	g	6-15	1-4	12-15	0	1	1	4	25	1	1	0	1	41
24	Jeremiah Davenport	g	0-1	0-1	0-0	0	0	0	1	0	0	1	0	0	10
00	Khalif Battle		2-11	1-4	4-4	0	1	1	5	9	0	1	0	1	31
03	El Ellis		0-4	0-1	0-0	0	0	0	1	0	0	1	0	0	6
05	Joseph Pinion		0-0	0-0	0-0	0	1	1	1	0	0	0	0	0	3
06	Layden Blocker		2-5	0-0	0-0	2	0	2	1	4	0	0	0	3	16
08	Chandler Lawson		4-7	0-0	1-2	5	8	13	4	9	0	0	5	0	36
Team						4	4	8							
Totals			23-76	5-19	26-33	21	31	52	23	77	6	13	5	9	250
FG % 1st Half:		8-30	26.7%	2nd half:	10-32	31.3%	OT:	5-14	35.7%	Game:	23-76	30.3%	Deadball		
3FG % 1st Half:		1-8	12.5%	2nd half:	3-8	37.5%	OT:	1-3	33.3%	Game:	5-19	26.3%	Rebounds		
FT % 1st Half:		5-6	83.3%	2nd half:	14-19	73.7%	OT:	7-8	87.5%	Game:	26-33	78.8%	5		

Officials: Owen Shortt,Jeb Hartness,Tony Padilla  
Technical fouls: Stanford-Brandon Angel. Arkansas-Trevon Brazile.  
Attendance: 820

Score by periods	1st	2nd	OT	OT2	Total
Stanford	20	39	7	8	74
Arkansas	22	37	7	11	77

Points	In	Off	2nd	Fast	
STAN	30	10	7	7	14
ARK	32	16	23	4	22

Last FG - STAN OT-00:45, ARK OT2-00:19.  
Largest lead - STAN by 9 2nd-15:25, ARK by 4 OT-03:45.  
STAN led for 26:13. ARK led for 14:25. Game was tied for 09:22.

Score tied - 11 times.  
Lead changed - 10 times.

GAME 6

ESPN



79

#20/RV ARKANSAS

#RV/RV Memphis

37 42

79

42 42 84



Nov. 23, 2023 • Paradise Island, Bahamas • Imperial Arena

Arkansas 79 • 4-2

#	Player	Total		3-Ptr		Rebounds			PF	TP	A	TO	Blk	Stl	Min
		FG-FGA	FG-FGA	FT-FTA	FT-FTA	Off	Def	Tot							
02	Trevon Brazile	f	5-10	1-3	2-2	7	3	10	4	13	1	3	0	2	39
15	Makhi Mitchell	f	2-2	0-0	0-1	0	2	2	4	4	1	2	2	0	17
04	Davonte Davis	g	5-14	3-7	2-2	0	3	3	3	15	1	3	0	0	38
06	Layden Blocker	g	3-5	0-0	3-4	3	0	3	4	9	1	0	0	0	27
12	Tramon Mark	g	4-9	0-2	4-5	0	1	1	3	12	0	1	0	1	26
00	Khalif Battle		5-8	3-4	8-11	0	2	2	5	21	0	4	0	1	30
03	El Ellis		0-3	0-2	0-0	0	1	1	0	0	3	2	0	0	13
05	Joseph Pinion		0-0	0-0	0-0	0	0	0	0	0	0	0	0	0	0+
08	Chandler Lawson		2-4	0-0	1-2	1	2	3	2	5	0	0	0	0	10
Team						2	6	8							
Totals			26-55	7-18	20-27	13	20	33	25	79	7	18	2	4	200
FG % 1st Half:		11-26	42.3%	2nd half:	15-29	51.7%	Game:	26-55	47.3%	Deadball			Rebounds		
3FG % 1st Half:		4-10	40.0%	2nd half:	3-8	37.5%	Game:	7-18	38.9%	7					
FT % 1st Half:		11-14	78.6%	2nd half:	9-13	69.2%	Game:	20-27	74.1%						

Memphis 84 • 5-0

#	Player	Total		3-Ptr		Rebounds			PF	TP	A	TO	Blk	Stl	Min
		FG-FGA	FG-FGA	FT-FTA	FT-FTA	Off	Def	Tot							
03	Jordan Brown	f	2-2	0-0	1-2	0	0	0	2	5	0	3	0	0	12
08	David Jones	f	10-14	4-8	12-14	1	3	4	1	36	2	2	0	5	33
09	Caleb Mills	g	1-5	1-1	1-2	0	3	3	5	4	1	0	0	0	22
10	Jaykwon Walton	g	4-8	1-4	2-3	2	1	3	1	11	2	3	1	1	27
11	Jahvon Quinerly	g	0-6	0-5	6-6	0	1	1	2	6	4	0	0	0	27
01	Jayhlon Young		1-2	0-0	2-3	0	0	0	1	4	3	0	0	1	19
02	Nick Jourdain		5-5	2-2	0-0	2	1	3	2	12	0	1	2	0	20
04	Ashton Hardaway		1-1	0-0	0-0	0	1	1	3	2	1	1	1	1	10
05	Carl Cherenfant		0-1	0-1	0-0	0	1	1	0	0	0	1	0	1	2
23	Malcolm Dandridge		1-5	0-0	0-0	0	1	1	2	2	1	1	3	1	13
25	Jayden Hardaway		1-4	0-3	0-0	0	0	0	1	2	0	1	0	0	15
Team						4	3	7							
Totals			26-53	8-24	24-30	9	15	24	20	84	14	13	7	10	200
FG % 1st Half:		15-32	46.9%	2nd half:	11-21	52.4%	Game:	26-53	49.1%	Deadball			Rebounds		
3FG % 1st Half:		5-15	33.3%	2nd half:	3-9	33.3%	Game:	8-24	33.3%	4,1					
FT % 1st Half:		7-9	77.8%	2nd half:	17-21	81.0%	Game:	24-30	80.0%						

Officials: Marquis Pettigrew,Mike Roberts,Gary Maxwell  
Technical fouls: Arkansas-Layden Blocker; Trevon Brazile; Davonte Davis.  
Memphis-None.  
Attendance: 982

Score by periods	1st	2nd	Total
Arkansas	37	42	79
Memphis	42	42	84

Points	In	Off	2nd	Fast	
ARK	38	10	16	4	26
MEM	34	27	10	15	22

Last FG - ARK OT-01:53, MEM OT-02:25.  
Largest lead - ARK by 5 1st-05:20, MEM by 10 2nd-04:54.  
ARK led for 06:31. MEM led for 35:00. Game was tied for 03:29.

Score tied - 9 times.  
Lead changed - 14 times.