



**Alcorn at Arkansas**

11/06/23 Bud Walton Arena, Fayetteville, Ark.  
2023-24 Men's Basketball

Game Time: 7:00 PM  
Game Duration: 2:15  
Attendance: 19,200

Officials: Olandis Poole, Wil Howard, Robert Felder

Alcorn - 59

Record: 0-1

NO.	Name	F	Min	FG			3P			FT			Rebounds			Fouls		TP	AS	TO	ST	Blocks		+/-
				M-A	M-A	M-A	OR	DR	TOT	PF	FD	OR	DR	TOT	BS	BA								
0	Stephen Byard	F	15:46	1-4	0-0	0-1	0	1	1	1	1	2	1	0	1	0	1	0	1	0	1	-18		
11	Rodrique Massenat	F	18:50	2-5	0-0	0-2	1	0	1	1	1	4	1	1	1	3	1	0	3	1	0	-15		
7	Alex Tsynkevich	C	18:23	3-3	0-0	1-2	1	0	1	4	2	7	0	1	0	0	0	0	0	0	0	-7		
2	Byron Joshua	G	22:30	3-11	1-3	5-6	0	1	1	4	6	12	2	4	0	0	0	0	0	0	-11			
10	Jeremiah Gambrell	G	28:18	6-8	2-3	3-5	0	2	2	0	2	17	0	1	1	0	1	0	1	0	-21			
3	Jalen Hawkins		23:15	3-8	0-2	1-1	0	2	2	1	2	7	2	3	0	0	1	0	0	1	-18			
1	Mike Pajeaud		17:51	1-3	0-0	3-4	3	4	7	3	3	5	0	2	1	0	0	0	0	0	-11			
4	Roderick Jones		12:28	1-4	0-1	0-1	0	3	3	4	1	2	0	0	0	0	0	0	0	0	-22			
20	Trevon Stoutermire		16:35	0-0	0-0	0-0	1	2	3	3	1	0	1	1	1	1	2	0	0	0	-24			
5	Willie Anderson		10:03	0-2	0-0	0-0	0	1	1	4	0	0	0	0	2	0	0	0	0	0	-5			
9	Jalyke Gaines-Wyatt		10:10	0-3	0-0	3-4	0	0	0	2	3	3	0	1	0	0	0	1	0	0	-15			
14	Cameron Butler		05:51	0-0	0-0	0-0	0	2	2	0	0	0	0	0	0	0	0	0	0	0	-3			
Team							1	1	2			0			0									
<b>Totals</b>				20-51	3-9	16-26	7	19	26	27	22	59	7	16	7	3	4					-34		

Shooting By Period		
1 <sup>st</sup> FG%	10-27	37.0%
3PT%	1-4	25.0%
FT%	1-3	33.3%
2 <sup>nd</sup> FG%	10-24	41.7%
3PT%	2-5	40.0%
FT%	15-23	65.2%
GM FG%	20-51	39.2%
3PT%	3-9	33.3%
FT%	16-26	61.5%

Dead Ball Rebounds: 4, 0

Technical Fouls::NONE

Arkansas - 93

Record: 1-0

NO.	Name	F	Min	FG			3P			FT			Rebounds			Fouls		TP	AS	TO	ST	Blocks		+/-
				M-A	M-A	M-A	OR	DR	TOT	PF	FD	OR	DR	TOT	BS	BA								
2	Trevon Brazile	F	21:55	4-5	1-2	4-4	1	5	6	0	2	13	0	1	1	0	0	0	1	0	0	23		
8	Chandler Lawson	F	07:55	0-0	0-0	2-2	1	1	2	0	1	2	0	1	1	1	0	0	0	0	0	6		
3	El Ellis	G	23:13	3-6	1-4	1-2	0	0	0	2	2	8	4	3	1	0	0	0	0	0	19			
4	Davonte Davis	G	23:38	2-5	1-3	0-0	2	3	5	3	0	5	5	0	1	0	1	0	1	0	21			
12	Tramon Mark	G	21:10	6-8	4-6	0-0	0	1	1	0	0	16	3	1	1	0	0	0	0	0	20			
15	Makhi Mitchell		03:40	0-0	0-0	0-0	0	0	0	1	0	0	0	0	0	0	0	0	0	0	1			
0	Khalif Battle		19:17	5-9	3-6	8-9	1	2	3	3	7	21	2	3	0	0	1	23	0	1	23			
6	Layden Blocker		10:03	0-1	0-1	0-0	0	0	0	5	2	0	1	1	1	1	0	0	0	0	10			
11	Jalen Graham		13:58	4-6	0-0	0-2	2	6	8	0	3	8	0	0	0	0	0	0	0	0	18			
24	Jeremiah Davenport		18:25	1-6	1-6	0-0	2	1	3	1	1	3	3	0	0	1	0	17	0	0	17			
5	Joseph Pinion		12:36	1-3	1-2	4-4	0	1	1	0	2	7	0	0	2	1	1	5	0	0	5			
10	Baye Fall		09:14	1-2	0-0	2-6	1	3	4	5	3	4	0	2	2	2	0	5	0	0	5			
7	Denijay Harris		11:55	1-2	0-0	3-6	3	4	7	1	3	5	2	2	0	0	0	2	0	0	2			
21	Cade Arbogast		02:02	0-1	0-0	0-0	0	0	0	1	0	0	0	0	0	0	0	0	0	0	2			
45	Lawson Blake		00:59	0-0	0-0	1-2	0	1	1	0	1	1	0	0	0	0	0	0	0	0	-2			
Team							1	2	3			0			1									
<b>Totals</b>				28-54	12-30	25-37	14	30	44	23	27	93	20	15	10	4	3	34						

Shooting By Period		
1 <sup>st</sup> FG%	16-27	59.3%
3PT%	6-15	40.0%
FT%	8-15	53.3%
2 <sup>nd</sup> FG%	12-27	44.4%
3PT%	6-15	40.0%
FT%	17-22	77.3%
GM FG%	28-54	51.9%
3PT%	12-30	40.0%
FT%	25-37	67.6%

Dead Ball Rebounds: 5, 0

Technical Fouls:Coach 2<sup>nd</sup>4:51

	ALCORN	ARK	Points from	ALCORN	ARK	Period by Period Scoring		
Biggest lead	0 (1 <sup>st</sup> 20:00)	37 (2 <sup>nd</sup> 0:50)	Turnovers	10	22			
Best Scoring Run	6(2 <sup>nd</sup> 16:48)	9(1 <sup>st</sup> 10:34)	Paint	30	32			
Lead Changes	0		Second Chance	8	8	ALCORN	22	37
Times Tied	0		Fast Breaks	13	18			
Time with Lead	00:00	39:41	Bench	17	49	ARK	46	47
								59

Game Notes:10:48 (2nd) Flagrant 1 # 5, Alcorn State ♦ 10:48 (2nd) #2 Arkansas disqualified for leaving bench ♦ 4:51 (2nd) Class A technical, AR Coach ♦ 2:02 (2nd) Flagrant 1 #5, Alcorn State ♦



**Alcorn at Arkansas**

11/06/23 Bud Walton Arena, Fayetteville, Ark..  
2023-24 Men's Basketball

**Game Time:** 7:00 PM  
**Game Duration:** 2:15  
**Attendance:** 19,200

**Officials:** Olandis Poole, Wil Howard, Robert Felder

**Period 1**

**Quarter Starters:**

<b>ARK</b>	2 Brazile T	3 Ellis E	4 Davis D	8 Lawson C	12 Mark T
<b>ALCORN</b>	0 Byard S	2 Joshua B	7 Tsynkevich A	10 Gambrell J	11 Massenat R

Game Time	ARK	Score	Diff	ALCORN
20:00	2 BRAZILE T jumpball won			7 TSYNKEVICH A jumpball lost
19:41	2 BRAZILE T 2pt FG in the paint, dunk, made (2)	<b>2-0</b>	<b>2</b>	
19:11	8 LAWSON C steal (1)			2 JOSHUA B turnover lost ball (1)
19:06	4 DAVIS D 2pt FG from turnover in the paint, layup blocked			
19:06				11 MASSENA T R block (1)
18:59	8 LAWSON C offensive rebound (1)			
18:43	3 ELLIS E 2pt FG from turnover second chance in the paint, layup made (2)	<b>4-0</b>	<b>4</b>	
18:20		<b>4-2</b>	<b>2</b>	11 MASSENA T R 2pt FG in the paint, floating jump shot made (2)
17:52	8 LAWSON C turnover lost ball (1)			
17:31				2 JOSHUA B 2pt FG from turnover in the paint, floating jump shot missed
17:29	2 BRAZILE T defensive rebound (1)			
17:26	8 LAWSON C foul drawn (1)			11 MASSENA T R foul shooting (1 - 1)
17:26	8 LAWSON C free throw fast break 1 - 2 made (1)	<b>5-2</b>	<b>3</b>	
17:26	8 LAWSON C free throw fast break 2 - 2 made (2)	<b>6-2</b>	<b>4</b>	
17:26	8 LAWSON C substitution out			
17:26	15 MITCHELL M substitution in			
17:00		<b>6-4</b>	<b>2</b>	7 TSYNKEVICH A 2pt FG in the paint, layup made (2)
17:00				2 JOSHUA B assist (1)
16:37	12 MARK T 3pt FG , jump shot missed			
16:33	4 DAVIS D offensive rebound (1)			
16:31	3 ELLIS E 3pt FG second chance, jump shot missed			
16:27	2 BRAZILE T offensive rebound (2)			
16:24	12 MARK T 2pt FG second chance in the paint, driving layup made (2)	<b>8-4</b>	<b>4</b>	
16:12	12 MARK T steal (1)			11 MASSENA T R turnover lost ball (1)
16:06	4 DAVIS D 2pt FG fast break from turnover in the paint, driving layup made (2)	<b>10-4</b>	<b>6</b>	
16:06	12 MARK T assist (1)			
15:48	15 MITCHELL M foul personal (1 - 1)			7 TSYNKEVICH A foul drawn (1)
15:48	Timeout media			
15:48				11 MASSENA T R substitution out
15:48				3 HAWKINS J substitution in
15:33		<b>10-6</b>	<b>4</b>	3 HAWKINS J 2pt FG in the paint, driving layup made (2)
15:01	2 BRAZILE T 2pt FG in the paint, dunk, made (4)	<b>12-6</b>	<b>6</b>	
15:01	12 MARK T assist (2)			
14:31		<b>12-8</b>	<b>4</b>	10 GAMBRELL J 2pt FG outside the paint, pull up jump shot made (2)
14:11	12 MARK T 3pt FG , jump shot made (5)	<b>15-8</b>	<b>7</b>	
14:11	4 DAVIS D assist (1)			
13:54		<b>15-10</b>	<b>5</b>	7 TSYNKEVICH A 2pt FG in the paint, layup made (4)
13:54				0 BYARD S assist (1)
13:46	3 ELLIS E foul drawn (1)			2 JOSHUA B foul personal (1 - 2)



**Alcorn at Arkansas**

11/06/23 Bud Walton Arena, Fayetteville, Ark..  
2023-24 Men's Basketball

**Game Time:** 7:00 PM  
**Game Duration:** 2:15  
**Attendance:** 19,200

**Officials:** Olandis Poole, Wil Howard, Robert Felder

Game Time	ARK	Score	Diff	ALCORN
13:46	3 ELLIS E substitution out			
13:46	4 DAVIS D substitution out			
13:46	12 MARK T substitution out			
13:46	15 MITCHELL M substitution out			
13:46	0 BATTLE K substitution in			
13:46	6 BLOCKER L substitution in			
13:46	11 GRAHAM J substitution in			
13:46	24 DAVENPORT J substitution in			
13:46				0 BYARD S substitution out
13:46				7 TSYNKEVICH A substitution out
13:46				10 GAMBRELL J substitution out
13:46				1 PAJEAUD M substitution in
13:46				4 JONES R substitution in
13:46				20 STOUTERMIRE T substitution in
13:26	6 BLOCKER L foul drawn (1)			4 JONES R foul personal (1 - 3)
13:16	2 BRAZILE T 2pt FG in the paint, dunk, made (6)	<b>17-10</b>	<b>7</b>	
13:16	24 DAVENPORT J assist (1)			
12:59	6 BLOCKER L steal (1)			2 JOSHUA B turnover lost ball (2)
12:55	0 BATTLE K turnover bad pass (1)			1 PAJEAUD M steal (1)
12:49				3 HAWKINS J 2pt FG from turnover in the paint, layup missed
12:45	2 BRAZILE T defensive rebound (3)			
12:43	11 GRAHAM J 2pt FG fast break in the paint, driving layup made (2)	<b>19-10</b>	<b>9</b>	
12:43	24 DAVENPORT J assist (2)			
12:43	11 GRAHAM J foul drawn (1)			1 PAJEAUD M foul shooting (1 - 4)
12:43	2 BRAZILE T substitution out			
12:43	12 MARK T substitution in			
12:43				2 JOSHUA B substitution out
12:43				4 JONES R substitution out
12:43				5 ANDERSON W substitution in
12:43				9 GAINES-WYATT J substitution in
12:43	11 GRAHAM J free throw fast break 1 - 1 missed			
12:41				1 PAJEAUD M defensive rebound (1)
12:14				3 HAWKINS J 3pt FG , jump shot missed
12:11	11 GRAHAM J defensive rebound (1)			
12:05	24 DAVENPORT J 3pt FG , jump shot missed			
12:01	0 BATTLE K offensive rebound (1)			
11:58	0 BATTLE K foul drawn (1)			20 STOUTERMIRE T foul shooting (1 - 5)
11:58				Timeout media
11:58	12 MARK T substitution out			
11:58	5 PINION J substitution in			
11:58	0 BATTLE K free throw 1 - 2 made (1)	<b>20-10</b>	<b>10</b>	
11:58	0 BATTLE K free throw 2 - 2 made (2)	<b>21-10</b>	<b>11</b>	
11:52	6 BLOCKER L foul personal (1 - 2)			9 GAINES-WYATT J foul drawn (1)
11:32				5 ANDERSON W 2pt FG outside the paint, step back jump shot missed
11:28	0 BATTLE K defensive rebound (2)			
11:20	0 BATTLE K turnover out of bounds (2)			
11:10	6 BLOCKER L foul personal (2 - 3)			1 PAJEAUD M foul drawn (1)



**Alcorn at Arkansas**

11/06/23 Bud Walton Arena, Fayetteville, Ark..  
2023-24 Men's Basketball

**Game Time:** 7:00 PM  
**Game Duration:** 2:15  
**Attendance:** 19,200

**Officials:** Olandis Poole, Wil Howard, Robert Felder

Game Time	ARK	Score	Diff	ALCORN
10:57				1 PAJEAUD M 2pt FG from turnover outside the paint, jump shot missed
10:54	11 GRAHAM J defensive rebound (2)			
10:49	0 BATTLE K 2pt FG in the paint, layup blocked			
10:49				20 STOUTERMIRE T block (1)
10:45				5 ANDERSON W defensive rebound (1)
10:39	5 PINION J steal (1)			3 HAWKINS J turnover lost ball (1)
10:34	0 BATTLE K 2pt FG fast break from turnover in the paint, dunk, made (4)	<b>23-10</b>	<b>13</b>	
10:34	6 BLOCKER L assist (1)			
10:34	0 BATTLE K foul drawn (2)			20 STOUTERMIRE T foul shooting (2 - 6)
10:34	6 BLOCKER L substitution out			
10:34	4 DAVIS D substitution in			
10:34				Timeout 30 Sec
10:34	0 BATTLE K free throw fast break 1 - 1 made (5)	<b>24-10</b>	<b>14</b>	
10:34				9 GAINES-WYATT J substitution out
10:34				20 STOUTERMIRE T substitution out
10:34				2 JOSHUA B substitution in
10:34				7 TSYNKEVICH A substitution in
10:03				2 JOSHUA B 3pt FG , jump shot missed
10:00				1 PAJEAUD M offensive rebound (2)
09:57				1 PAJEAUD M 2pt FG second chance outside the paint, jump shot missed
09:54	11 GRAHAM J defensive rebound (3)			
09:52	11 GRAHAM J foul drawn (2)			2 JOSHUA B foul shooting (2 - 7)
09:52	24 DAVENPORT J substitution out			
09:52	10 FALL B substitution in			
09:52				1 PAJEAUD M substitution out
09:52				10 GAMBRELL J substitution in
09:52	11 GRAHAM J 1&1 free throw 1 missed			
09:51				3 HAWKINS J defensive rebound (1)
09:49		<b>24-13</b>	<b>11</b>	10 GAMBRELL J 3pt FG fast break, jump shot made (5)
09:49				3 HAWKINS J assist (1)
09:22	10 FALL B foul drawn (1)			5 ANDERSON W foul shooting (1 - 8)
09:22	10 FALL B free throw 1 - 2 missed			
09:22	offensive dead ball rebound (1)			
09:22	11 GRAHAM J substitution out			
09:22	24 DAVENPORT J substitution in			
09:22	10 FALL B free throw 2 - 2 missed			
09:21	24 DAVENPORT J offensive rebound (1)			
09:08	4 DAVIS D 3pt FG second chance, jump shot missed			
09:04				2 JOSHUA B defensive rebound (1)
08:50				3 HAWKINS J 2pt FG in the paint, layup blocked
08:50	5 PINION J block (1)			
08:50	defensive rebound (12)			
08:50	5 PINION J substitution out			
08:50	12 MARK T substitution in			
08:50				7 TSYNKEVICH A substitution out
08:50				0 BYARD S substitution in
08:41	12 MARK T 3pt FG , jump shot missed			



**Alcorn at Arkansas**

11/06/23 Bud Walton Arena, Fayetteville, Ark..  
2023-24 Men's Basketball

**Game Time:** 7:00 PM  
**Game Duration:** 2:15  
**Attendance:** 19,200

**Officials:** Olandis Poole, Wil Howard, Robert Felder

Game Time	ARK	Score	Diff	ALCORN
08:38				10 GAMBRELL J defensive rebound (1)
08:20				10 GAMBRELL J 2pt FG in the paint, layup blocked
08:20	24 DAVENPORT J block (1)			
08:19				offensive rebound (7)
08:19				2 JOSHUA B substitution out
08:19				4 JONES R substitution in
08:13				5 ANDERSON W turnover out of bounds (1)
08:13				5 ANDERSON W substitution out
08:13				11 MASSENA R substitution in
08:03	0 BATTLE K 3pt FG from turnover, jump shot made (8)	<b>27-13</b>	<b>14</b>	
08:03	4 DAVIS D assist (2)			
07:47				11 MASSENA R 2pt FG outside the paint, jump shot missed
07:46	10 FALL B defensive rebound (1)			
07:46	10 FALL B foul drawn (2)			0 BYARD S foul personal (1 - 9)
07:46	Timeout media			
07:46				11 MASSENA R substitution out
07:46				1 PAJEAUD M substitution in
07:46	10 FALL B 1&1 free throw 1 made (1)	<b>28-13</b>	<b>15</b>	
07:46	10 FALL B 1&1 free throw 2 missed			
07:45	4 DAVIS D offensive rebound (2)			
07:41	24 DAVENPORT J 3pt FG second chance, jump shot missed			
07:38	10 FALL B offensive rebound (2)			
07:36	10 FALL B turnover bad pass (1)			10 GAMBRELL J steal (1)
07:29				0 BYARD S 2pt FG from turnover in the paint, layup blocked
07:29	10 FALL B block (1)			
07:24	24 DAVENPORT J defensive rebound (2)			
07:20	10 FALL B foul offensive (1 - 4)			3 HAWKINS J foul drawn (1)
07:20	10 FALL B turnover offensive (2)			
07:20	10 FALL B substitution out			
07:20	24 DAVENPORT J substitution out			
07:20	2 BRAZILE T substitution in			
07:20	3 ELLIS E substitution in			
07:20				0 BYARD S substitution out
07:20				20 STOUTERMIRE T substitution in
06:54				4 JONES R 2pt FG from turnover in the paint, layup missed
06:51	2 BRAZILE T defensive rebound (4)			
06:42	0 BATTLE K 3pt FG , jump shot made (11)	<b>31-13</b>	<b>18</b>	
06:42	3 ELLIS E assist (1)			
06:23				3 HAWKINS J 3pt FG , jump shot missed
06:21				20 STOUTERMIRE T offensive rebound (1)
06:21				20 STOUTERMIRE T turnover out of bounds (1)
06:21				3 HAWKINS J substitution out
06:21				2 JOSHUA B substitution in
05:58	0 BATTLE K 3pt FG from turnover, jump shot missed			
05:53				1 PAJEAUD M defensive rebound (3)
05:49		<b>31-15</b>	<b>16</b>	2 JOSHUA B 2pt FG in the paint, driving layup made (2)
05:32	12 MARK T 2pt FG in the paint, turnaround jump shot made (7)	<b>33-15</b>	<b>18</b>	
05:32	4 DAVIS D assist (3)			
05:15				2 JOSHUA B 2pt FG in the paint, layup missed



**Alcorn at Arkansas**

11/06/23 Bud Walton Arena, Fayetteville, Ark..  
2023-24 Men's Basketball

**Game Time:** 7:00 PM  
**Game Duration:** 2:15  
**Attendance:** 19,200

**Officials:** Olandis Poole, Wil Howard, Robert Felder

Game Time	ARK	Score	Diff	ALCORN
05:12	2 BRAZILE T defensive rebound (5)			
05:12	0 BATTLE K foul drawn (3)			4 JONES R foul personal (2 - 10)
05:12	0 BATTLE K free throw 1 - 2 missed			
05:12	offensive dead ball rebound (2)			
05:12	4 DAVIS D substitution out			
05:12	7 HARRIS D substitution in			
05:12	0 BATTLE K free throw 2 - 2 made (12)	<b>34-15</b>	<b>19</b>	
04:56		<b>34-17</b>	<b>17</b>	10 GAMBRELL J 2pt FG in the paint, floating jump shot made (7)
04:41	2 BRAZILE T 3pt FG , jump shot made (9)	<b>37-17</b>	<b>20</b>	
04:41	0 BATTLE K assist (1)			
04:26	0 BATTLE K foul personal (1 - 5)			2 JOSHUA B foul drawn (1)
04:26				20 STOUTERMIRE T substitution out
04:26				7 TSYNKEVICH A substitution in
04:26	0 BATTLE K substitution out			
04:26	4 DAVIS D substitution in			
04:11	3 ELLIS E foul shooting (1 - 6)			10 GAMBRELL J foul drawn (1)
04:11				10 GAMBRELL J free throw 1 - 2 missed
04:11				offensive dead ball rebound (1)
04:11				2 JOSHUA B substitution out
04:11				5 ANDERSON W substitution in
04:11		<b>37-18</b>	<b>19</b>	10 GAMBRELL J free throw 2 - 2 made (8)
03:57	12 MARK T 3pt FG , jump shot made (10)	<b>40-18</b>	<b>22</b>	
03:57	3 ELLIS E assist (2)			
03:38		<b>40-20</b>	<b>20</b>	4 JONES R 2pt FG in the paint, driving layup made (2)
03:18	7 HARRIS D foul drawn (1)			1 PAJEAUD M foul personal (2 - 11)
03:18	Timeout media			
03:18				5 ANDERSON W substitution out
03:18				2 JOSHUA B substitution in
03:18	7 HARRIS D free throw 1 - 2 made (1)	<b>41-20</b>	<b>21</b>	
03:18	7 HARRIS D free throw 2 - 2 missed			
03:17				4 JONES R defensive rebound (1)
03:02				2 JOSHUA B 2pt FG in the paint, layup missed
02:57				7 TSYNKEVICH A offensive rebound (1)
02:57		<b>41-22</b>	<b>19</b>	7 TSYNKEVICH A 2pt FG second chance in the paint, layup made (6)
02:45	2 BRAZILE T 3pt FG , jump shot missed			
02:40				1 PAJEAUD M defensive rebound (4)
02:23				2 JOSHUA B turnover bad pass (3)
02:23	7 HARRIS D substitution out			
02:23	11 GRAHAM J substitution in			
02:23				2 JOSHUA B substitution out
02:23				3 HAWKINS J substitution in
02:11	12 MARK T 3pt FG from turnover, jump shot made (13)	<b>44-22</b>	<b>22</b>	
02:11	3 ELLIS E assist (3)			
01:55	4 DAVIS D steal (1)			1 PAJEAUD M turnover bad pass (1)
01:45	3 ELLIS E 3pt FG from turnover, jump shot missed			
01:45				4 JONES R defensive rebound (2)
01:38	3 ELLIS E foul personal (2 - 7)			4 JONES R foul drawn (1)
01:38				1 PAJEAUD M substitution out



Official Basketball Play by Play - First Half

### Alcorn at Arkansas

11/06/23 Bud Walton Arena, Fayetteville, Ark..  
2023-24 Men's Basketball

**Game Time:** 7:00 PM  
**Game Duration:** 2:15  
**Attendance:** 19,200

**Officials:** Olandis Poole, Wil Howard, Robert Felder

Game Time	ARK	Score	Diff	ALCORN
01:38				10 GAMBRELL J substitution out
01:38				5 ANDERSON W substitution in
01:38				11 MASSENA T R substitution in
01:38				4 JONES R 1&1 free throw 1 missed
01:37	4 DAVIS D defensive rebound (3)			
01:29	11 GRAHAM J 2pt FG in the paint, dunk, made (4)	<b>46-22</b>	<b>24</b>	
01:29	4 DAVIS D assist (4)			
01:18				5 ANDERSON W 2pt FG in the paint, driving layup missed
01:15	12 MARK T defensive rebound (1)			
00:50	2 BRAZILE T turnover bad pass (1)			
00:50				4 JONES R substitution out
00:50				10 GAMBRELL J substitution in
00:20				11 MASSENA T R 2pt FG from turnover outside the paint, jump shot missed
00:17	2 BRAZILE T defensive rebound (6)			
00:02	3 ELLIS E turnover bad pass (1)			11 MASSENA T R steal (1)
<b>END OF PERIOD</b>				
<b>ARK 46-22 ALCORN</b>				



**Alcorn at Arkansas**

11/06/23 Bud Walton Arena, Fayetteville, Ark.  
2023-24 Men's Basketball

Game Time: 7:00 PM  
Game Duration: 2:15  
Attendance: 19,200

Officials: Olandis Poole, Wil Howard, Robert Felder

**Alcorn - 22**

NO.	Name	Min	FG			Rebounds			Fouls		TP	AS	TO	ST	Blocks		+/-
			M-A	M-A	M-A	OR	DR	TOT	PF	FD					BS	BA	
0	Stephen Byard	F 07:44	0-1	0-0	0-0	0	0	0	1	0	0	1	0	0	0	1	-9
11	Rodrique Massenet	F 06:17	1-3	0-0	0-0	0	0	0	1	0	2	0	1	1	1	0	-11
7	Alex Tsynkevich	C 12:24	3-3	0-0	0-0	1	0	1	0	1	6	0	0	0	0	0	-6
2	Byron Joshua	G 12:37	1-5	0-1	0-0	0	1	1	2	1	2	1	3	0	0	0	-7
10	Jeremiah Gambrell	G 15:19	3-4	1-1	1-2	0	1	1	0	1	8	0	0	1	0	1	-13
3	Jalen Hawkins	11:50	1-5	0-2	0-0	0	1	1	0	1	2	1	1	0	0	1	-17
1	Mike Pajeaud	10:02	0-2	0-0	0-0	1	3	4	2	1	0	0	1	1	0	0	-17
4	Roderick Jones	08:31	1-2	0-0	0-1	0	2	2	2	1	2	0	0	0	0	0	-17
20	Trevon Stoutermire	06:06	0-0	0-0	0-0	1	0	1	2	0	0	0	1	0	1	0	-14
5	Willie Anderson	07:01	0-2	0-0	0-0	0	1	1	1	0	0	0	1	0	0	0	-4
9	Jalyke Gaines-Wyatt	02:09	0-0	0-0	0-0	0	0	0	0	1	0	0	0	0	0	0	-5
Team						1	0	1			0		0				
<b>Totals</b>			10-27	1-4	1-3	4	9	13	11	7	22	3	8	3	2	3	-24

Shooting By Period		
1st FG%	10-27	37.0%
3PT%	1-4	25.0%
FT%	1-3	33.3%
GM FG%	10-27	37.0%
3PT%	1-4	25.0%
FT%	1-3	33.3%

Dead Ball Rebounds: 1, 0

Technical Fouls::NONE

**Arkansas - 46**

NO.	Name	Min	FG			Rebounds			Fouls		TP	AS	TO	ST	Blocks		+/-
			M-A	M-A	M-A	OR	DR	TOT	PF	FD					BS	BA	
2	Trevon Brazile	F 14:37	4-5	1-2	0-0	1	5	6	0	0	9	0	1	0	0	0	18
8	Chandler Lawson	F 02:34	0-0	0-0	2-2	1	0	1	0	1	2	0	1	1	0	0	4
3	El Ellis	G 13:34	1-3	0-2	0-0	0	0	0	2	1	2	3	1	0	0	0	14
4	Davonte Davis	G 16:02	1-3	0-1	0-0	2	1	3	0	0	2	4	0	1	0	1	14
12	Tramon Mark	G 15:49	5-7	3-5	0-0	0	1	1	0	0	13	2	0	1	0	0	18
15	Makhi Mitchell	03:40	0-0	0-0	0-0	0	0	0	1	0	0	0	0	0	0	0	1
0	Khalif Battle	09:20	3-5	2-3	4-5	1	1	2	1	3	12	1	2	0	0	1	15
6	Layden Blocker	03:12	0-0	0-0	0-0	0	0	0	2	1	0	1	0	1	0	0	8
11	Jalen Graham	06:47	2-2	0-0	0-2	0	3	3	0	2	4	0	0	0	0	0	11
24	Jeremiah Davenport	05:56	0-2	0-2	0-0	1	1	2	0	0	0	2	0	0	1	0	13
5	Joseph Pinion	03:08	0-0	0-0	0-0	0	0	0	0	0	0	0	0	1	1	0	2
10	Baye Fall	02:32	0-0	0-0	1-4	1	1	2	1	2	1	0	2	0	1	0	1
7	Denijay Harris	02:49	0-0	0-0	1-2	0	0	0	0	1	1	0	0	0	0	0	1
Team						0	1	1			0		0				
<b>Totals</b>			16-27	6-15	8-15	7	14	21	7	11	46	13	7	5	3	2	24

Shooting By Period		
1st FG%	16-27	59.3%
3PT%	6-15	40.0%
FT%	8-15	53.3%
GM FG%	16-27	59.3%
3PT%	6-15	40.0%
FT%	8-15	53.3%

Dead Ball Rebounds: 2, 0

Technical Fouls::NONE

	ALCORN	ARK	Points from		Period by Period Scoring		
Biggest lead	0 (1 <sup>st</sup> 20:00)	24 (1 <sup>st</sup> 1:29)	Turnovers	0	13		
Best Scoring Run	3(1 <sup>st</sup> 9:49)	9(1 <sup>st</sup> 10:34)	Paint	16	20		
Lead Changes	0		Second Chance	2	6	ALCORN	22 37 59
Times Tied	0		Fast Breaks	3	10	ARK	46 47 93
Time with Lead	00:00	19:41	Bench	4	18		

Game Notes: 10:48 (2nd) Flagrant 1 # 5, Alcorn State ♦ 10:48 (2nd) #2 Arkansas disqualified for leaving bench ♦ 4:51 (2nd) Class A technical, AR Coach ♦ 2:02 (2nd) Flagrant 1 #5, Alcorn State ♦





**Alcorn at Arkansas**

11/06/23 Bud Walton Arena, Fayetteville, Ark..  
2023-24 Men's Basketball

**Game Time:** 7:00 PM  
**Game Duration:** 2:15  
**Attendance:** 19,200

**Officials:** Olandis Poole, Wil Howard, Robert Felder

**Period 2**

**Quarter Starters:**

<b>ARK</b>	2 Brazile T	3 Ellis E	4 Davis D	8 Lawson C	12 Mark T
<b>ALCORN</b>	0 Byard S	2 Joshua B	7 Tsynkevich A	10 Gambrell J	11 Massenat R

Game Time	ARK	Score	Diff	ALCORN
20:00	11 GRAHAM J substitution out			
20:00	8 LAWSON C substitution in			
20:00				3 HAWKINS J substitution out
20:00				5 ANDERSON W substitution out
20:00				0 BYARD S substitution in
20:00				2 JOSHUA B substitution in
20:00	4 DAVIS D foul personal (1 - 1)			2 JOSHUA B foul drawn (2)
19:33				2 JOSHUA B 2pt FG outside the paint, pull up jump shot missed
19:29	8 LAWSON C defensive rebound (2)			
19:12	3 ELLIS E turnover lost ball (2)			11 MASSENA T R steal (2)
19:07	2 BRAZILE T steal (1)			10 GAMBRELL J turnover bad pass (1)
19:03	2 BRAZILE T foul drawn (1)			7 TSYNKEVICH A foul shooting (1 - 1)
19:03	2 BRAZILE T free throw fast break 1 - 2 made (10)	<b>47-22</b>	<b>25</b>	
19:03	3 ELLIS E substitution out			
19:03	0 BATTLE K substitution in			
19:03	2 BRAZILE T free throw fast break 2 - 2 made (11)	<b>48-22</b>	<b>26</b>	
18:41		<b>48-24</b>	<b>24</b>	2 JOSHUA B 2pt FG in the paint, driving layup made (4)
18:21	4 DAVIS D 3pt FG , jump shot made (5)	<b>51-24</b>	<b>27</b>	
18:21	12 MARK T assist (3)			
18:01		<b>51-27</b>	<b>24</b>	2 JOSHUA B 3pt FG , pull up jump shot made (7)
17:46	2 BRAZILE T foul drawn (2)			7 TSYNKEVICH A foul shooting (2 - 2)
17:46	2 BRAZILE T free throw 1 - 2 made (12)	<b>52-27</b>	<b>25</b>	
17:46	2 BRAZILE T free throw 2 - 2 made (13)	<b>53-27</b>	<b>26</b>	
17:35	4 DAVIS D foul shooting (2 - 2)			2 JOSHUA B foul drawn (3)
17:35				2 JOSHUA B free throw 1 - 2 missed
17:35				offensive dead ball rebound (2)
17:35	4 DAVIS D substitution out			
17:35	3 ELLIS E substitution in			
17:35				0 BYARD S substitution out
17:35				7 TSYNKEVICH A substitution out
17:35				10 GAMBRELL J substitution out
17:35				1 PAJEAUD M substitution in
17:35				5 ANDERSON W substitution in
17:35				20 STOUTERMIRE T substitution in
17:35		<b>53-28</b>	<b>25</b>	2 JOSHUA B free throw 2 - 2 made (8)
17:21	12 MARK T turnover bad pass (1)			20 STOUTERMIRE T steal (1)
17:16	0 BATTLE K foul shooting (2 - 3)			2 JOSHUA B foul drawn (4)
17:16		<b>53-29</b>	<b>24</b>	2 JOSHUA B free throw fast break 1 - 2 made (9)
17:16		<b>53-30</b>	<b>23</b>	2 JOSHUA B free throw fast break 2 - 2 made (10)
17:08	0 BATTLE K foul offensive (3 - 4)			20 STOUTERMIRE T foul drawn (1)
17:08	0 BATTLE K turnover offensive (3)			
17:08				1 PAJEAUD M substitution out
17:08				5 ANDERSON W substitution out



**Alcorn at Arkansas**

11/06/23 Bud Walton Arena, Fayetteville, Ark..  
2023-24 Men's Basketball

**Game Time:** 7:00 PM  
**Game Duration:** 2:15  
**Attendance:** 19,200

**Officials:** Olandis Poole, Wil Howard, Robert Felder

Game Time	ARK	Score	Diff	ALCORN
17:08				3 HAWKINS J substitution in
17:08				10 GAMBRELL J substitution in
16:48		<b>53-33</b>	<b>20</b>	10 GAMBRELL J 3pt FG from turnover, jump shot made (11)
16:48				2 JOSHUA B assist (2)
16:12	12 MARK T 3pt FG , jump shot made (16)	<b>56-33</b>	<b>23</b>	
16:12	0 BATTLE K assist (2)			
15:52				2 JOSHUA B 2pt FG in the paint, layup missed
15:48				11 MASSENAT R offensive rebound (1)
15:47		<b>56-35</b>	<b>21</b>	11 MASSENAT R 2pt FG second chance in the paint, layup made (4)
15:25	3 ELLIS E 3pt FG , jump shot made (5)	<b>59-35</b>	<b>24</b>	
14:58	3 ELLIS E steal (1)			3 HAWKINS J turnover lost ball (2)
14:51	3 ELLIS E 2pt FG fast break from turnover in the paint, dunk, made (7)	<b>61-35</b>	<b>26</b>	
14:40				2 JOSHUA B 3pt FG , jump shot missed
14:39	defensive rebound (23)			
14:39	Timeout media			
14:39	8 LAWSON C substitution out			
14:39	12 MARK T substitution out			
14:39	4 DAVIS D substitution in			
14:39	11 GRAHAM J substitution in			
14:39				2 JOSHUA B substitution out
14:39				11 MASSENAT R substitution out
14:39				4 JONES R substitution in
14:39				9 GAINES-WYATT J substitution in
14:13	11 GRAHAM J foul drawn (3)			4 JONES R foul personal (3 - 3)
14:01	0 BATTLE K 2pt FG in the paint, driving layup made (14)	<b>63-35</b>	<b>28</b>	
13:35		<b>63-37</b>	<b>26</b>	3 HAWKINS J 2pt FG in the paint, driving layup made (4)
13:17	0 BATTLE K 3pt FG , jump shot made (17)	<b>66-37</b>	<b>29</b>	
13:17	4 DAVIS D assist (5)			
12:50				4 JONES R 3pt FG , step back jump shot missed
12:46	4 DAVIS D defensive rebound (4)			
12:42	2 BRAZILE T substitution out			
12:42	3 ELLIS E substitution out			
12:42	6 BLOCKER L substitution in			
12:42	24 DAVENPORT J substitution in			
12:42				4 JONES R substitution out
12:42				5 ANDERSON W substitution in
12:32	24 DAVENPORT J 3pt FG , jump shot missed			
12:29	11 GRAHAM J offensive rebound (4)			
12:27	11 GRAHAM J 2pt FG second chance in the paint, jump shot missed			
12:23	11 GRAHAM J offensive rebound (5)			
12:23	11 GRAHAM J 2pt FG second chance in the paint, layup made (6)	<b>68-37</b>	<b>31</b>	
12:11	4 DAVIS D foul shooting (3 - 5)			9 GAINES-WYATT J foul drawn (2)
12:11		<b>68-38</b>	<b>30</b>	9 GAINES-WYATT J free throw 1 - 2 made (1)
12:11				20 STOUTERMIRE T substitution out
12:11				0 BYARD S substitution in
12:11		<b>68-39</b>	<b>29</b>	9 GAINES-WYATT J free throw 2 - 2 made (2)



**Alcorn at Arkansas**

11/06/23 Bud Walton Arena, Fayetteville, Ark..  
2023-24 Men's Basketball

**Game Time:** 7:00 PM  
**Game Duration:** 2:15  
**Attendance:** 19,200

**Officials:** Olandis Poole, Wil Howard, Robert Felder

Game Time	ARK	Score	Diff	ALCORN
11:55	6 BLOCKER L 3pt FG , jump shot missed			
11:53	24 DAVENPORT J offensive rebound (3)			
11:43	0 BATTLE K 3pt FG second chance, jump shot missed			
11:40	offensive rebound (28)			
11:40	Timeout media			
11:38	24 DAVENPORT J foul drawn (1)			9 GAINES-WYATT J foul personal (1 - 4)
11:38	6 BLOCKER L turnover bad pass (1)			
11:12				9 GAINES-WYATT J 2pt FG from turnover outside the paint, jump shot missed
11:09	11 GRAHAM J defensive rebound (6)			
11:03	24 DAVENPORT J 3pt FG , jump shot missed			
10:59				0 BYARD S defensive rebound (1)
10:56				0 BYARD S 2pt FG in the paint, layup missed
10:53	4 DAVIS D defensive rebound (5)			
10:48	0 BATTLE K foul drawn (4)			5 ANDERSON W foul flagrant 1 (2 - 5)
10:48				5 ANDERSON W substitution out
10:48				1 PAJEAUD M substitution in
10:48	0 BATTLE K free throw 1 - 2 made (18)	<b>69-39</b>	<b>30</b>	
10:48	0 BATTLE K free throw 2 - 2 made (19)	<b>70-39</b>	<b>31</b>	
10:44	0 BATTLE K foul drawn (5)			3 HAWKINS J foul personal (1 - 6)
10:44				Timeout 30 Sec
10:44	Timeout media			
10:44				9 GAINES-WYATT J substitution out
10:44				2 JOSHUA B substitution in
10:27	0 BATTLE K 3pt FG , jump shot missed			
10:26				10 GAMBRELL J defensive rebound (2)
10:08				0 BYARD S 2pt FG in the paint, layup missed
10:05	0 BATTLE K defensive rebound (3)			
10:00	4 DAVIS D 3pt FG , jump shot missed			
09:58				3 HAWKINS J defensive rebound (2)
09:52				3 HAWKINS J 2pt FG in the paint, floating jump shot missed
09:49	11 GRAHAM J defensive rebound (7)			
09:28	0 BATTLE K foul drawn (6)			2 JOSHUA B foul personal (3 - 7)
09:28	4 DAVIS D substitution out			
09:28	5 PINION J substitution in			
09:28				0 BYARD S substitution out
09:28				3 HAWKINS J substitution out
09:28				10 GAMBRELL J substitution out
09:28				4 JONES R substitution in
09:28				11 MASSENET R substitution in
09:28				20 STOUTERMIRE T substitution in
09:28	0 BATTLE K 1&1 free throw 1 made (20)	<b>71-39</b>	<b>32</b>	
09:28	0 BATTLE K 1&1 free throw 2 made (21)	<b>72-39</b>	<b>33</b>	
09:07	6 BLOCKER L foul personal (3 - 6)			2 JOSHUA B foul drawn (5)
09:06	0 BATTLE K foul drawn (7)			1 PAJEAUD M foul offensive (3 - 8)
09:06				1 PAJEAUD M turnover offensive (2)
09:06	0 BATTLE K substitution out			
09:06	7 HARRIS D substitution in			
08:56	turnover 10 sec back court (12)			



**Alcorn at Arkansas**

11/06/23 Bud Walton Arena, Fayetteville, Ark..  
2023-24 Men's Basketball

**Game Time:** 7:00 PM  
**Game Duration:** 2:15  
**Attendance:** 19,200

**Officials:** Olandis Poole, Wil Howard, Robert Felder

Game Time	ARK	Score	Diff	ALCORN
08:48				2 JOSHUA B 2pt FG from turnover in the paint, jump shot missed
08:43	11 GRAHAM J defensive rebound (8)			
08:36	11 GRAHAM J 2pt FG in the paint, hook shot missed			
08:33				4 JONES R defensive rebound (3)
08:30				4 JONES R 2pt FG in the paint, layup missed
08:27				1 PAJEAUD M offensive rebound (5)
08:24		<b>72-41</b>	<b>31</b>	1 PAJEAUD M 2pt FG second chance in the paint, layup made (2)
08:08	11 GRAHAM J 2pt FG in the paint, dunk, made (8)	<b>74-41</b>	<b>33</b>	
08:08	7 HARRIS D assist (1)			
07:37				11 MASSENAT R 2pt FG outside the paint, pull up jump shot missed
07:33	5 PINION J defensive rebound (1)			
07:28	5 PINION J foul drawn (1)			4 JONES R foul personal (4 - 9)
07:28	Timeout media			
07:28	11 GRAHAM J substitution out			
07:28	10 FALL B substitution in			
07:28				4 JONES R substitution out
07:28				20 STOUTERMIRE T substitution out
07:28				7 TSYNKEVICH A substitution in
07:28				10 GAMBRELL J substitution in
07:28	5 PINION J 1&1 free throw 1 made (1)	<b>75-41</b>	<b>34</b>	
07:28	5 PINION J 1&1 free throw 2 made (2)	<b>76-41</b>	<b>35</b>	
07:14				10 GAMBRELL J 3pt FG , jump shot missed
07:13				1 PAJEAUD M offensive rebound (6)
07:12	10 FALL B foul personal (2 - 7)			1 PAJEAUD M foul drawn (2)
07:12		<b>76-42</b>	<b>34</b>	1 PAJEAUD M 1&1 free throw 1 made (3)
07:12		<b>76-43</b>	<b>33</b>	1 PAJEAUD M 1&1 free throw 2 made (4)
07:00	7 HARRIS D 2pt FG in the paint, driving layup made (3)	<b>78-43</b>	<b>35</b>	
06:39				11 MASSENAT R substitution out
06:39				3 HAWKINS J substitution in
06:34	6 BLOCKER L foul personal (4 - 8)			2 JOSHUA B foul drawn (6)
06:34				10 GAMBRELL J substitution out
06:34				11 MASSENAT R substitution in
06:34		<b>78-44</b>	<b>34</b>	2 JOSHUA B 1&1 free throw 1 made (11)
06:34		<b>78-45</b>	<b>33</b>	2 JOSHUA B 1&1 free throw 2 made (12)
06:21	24 DAVENPORT J 3pt FG , jump shot missed			
06:16				1 PAJEAUD M defensive rebound (7)
06:12	6 BLOCKER L foul drawn (2)			2 JOSHUA B foul offensive (4 - 10)
06:12				2 JOSHUA B turnover offensive (4)
06:12				2 JOSHUA B substitution out
06:12				5 ANDERSON W substitution in
06:06	7 HARRIS D foul drawn (2)			7 TSYNKEVICH A foul shooting (3 - 11)
06:06	7 HARRIS D free throw 1 - 2 missed			
06:06	offensive dead ball rebound (3)			
06:06				11 MASSENAT R substitution out
06:06				10 GAMBRELL J substitution in
06:06	7 HARRIS D free throw 2 - 2 missed			
06:05	7 HARRIS D offensive rebound (1)			



**Alcorn at Arkansas**

11/06/23 Bud Walton Arena, Fayetteville, Ark..  
2023-24 Men's Basketball

**Game Time:** 7:00 PM  
**Game Duration:** 2:15  
**Attendance:** 19,200

**Officials:** Olandis Poole, Wil Howard, Robert Felder

Game Time	ARK	Score	Diff	ALCORN
06:02				5 ANDERSON W substitution out
06:02				20 STOUTERMIRE T substitution in
05:54	5 PINION J 2pt FG from turnover second chance in the paint, jump shot blocked			
05:54				20 STOUTERMIRE T block (2)
05:51				20 STOUTERMIRE T defensive rebound (2)
05:51		<b>78-47</b>	<b>31</b>	3 HAWKINS J 2pt FG fast break in the paint, driving layup made (6)
05:51				20 STOUTERMIRE T assist (1)
05:51	6 BLOCKER L foul shooting (5 - 9)			3 HAWKINS J foul drawn (2)
05:51	6 BLOCKER L substitution out			
05:51	3 ELLIS E substitution in			
05:51				7 TSYNKEVICH A substitution out
05:51				20 STOUTERMIRE T substitution out
05:51				11 MASSENA T substitution in
05:51				14 BUTLER C substitution in
05:51		<b>78-48</b>	<b>30</b>	3 HAWKINS J free throw fast break 1 - 1 made (7)
05:38	10 FALL B 2pt FG in the paint, layup made (3)	<b>80-48</b>	<b>32</b>	
05:38	7 HARRIS D assist (2)			
05:21		<b>80-50</b>	<b>30</b>	10 GAMBRELL J 2pt FG outside the paint, floating jump shot made (13)
05:21				3 HAWKINS J assist (2)
05:05	10 FALL B 2pt FG in the paint, jump shot missed			
05:02	7 HARRIS D offensive rebound (2)			
05:01	7 HARRIS D 2pt FG second chance in the paint, jump shot missed			
04:59	7 HARRIS D offensive rebound (3)			
04:55	3 ELLIS E turnover lost ball (3)			11 MASSENA T steal (3)
04:51		<b>80-52</b>	<b>28</b>	10 GAMBRELL J 2pt FG fast break from turnover in the paint, layup made (15)
04:51				11 MASSENA T assist (1)
04:51	24 DAVENPORT J foul shooting (1 - 10)			10 GAMBRELL J foul drawn (2)
04:51	foul coach class A technical (11)			
04:51				10 GAMBRELL J free throw 1 - 2 missed
04:51				offensive dead ball rebound (3)
04:51		<b>80-53</b>	<b>27</b>	10 GAMBRELL J free throw 2 - 2 made (16)
04:51				1 PAJEAUD M substitution out
04:51				7 TSYNKEVICH A substitution in
04:51		<b>80-54</b>	<b>26</b>	10 GAMBRELL J free throw 1 - 1 made (17)
04:37	24 DAVENPORT J 3pt FG , jump shot made (3)	<b>83-54</b>	<b>29</b>	
04:37	3 ELLIS E assist (4)			
04:15				3 HAWKINS J turnover out of bounds (3)
04:06	10 FALL B foul drawn (3)			7 TSYNKEVICH A foul personal (4 - 12)
04:06				10 GAMBRELL J substitution out
04:06				9 GAINES-WYATT J substitution in
04:06	10 FALL B free throw 1 - 2 missed			
04:06	offensive dead ball rebound (4)			
04:06	10 FALL B free throw 2 - 2 made (4)	<b>84-54</b>	<b>30</b>	
03:58	10 FALL B foul personal (3 - 12)			7 TSYNKEVICH A foul drawn (2)
03:58				Timeout media
03:58				11 MASSENA T substitution out



**Alcorn at Arkansas**

11/06/23 Bud Walton Arena, Fayetteville, Ark..  
2023-24 Men's Basketball

**Game Time:** 7:00 PM  
**Game Duration:** 2:15  
**Attendance:** 19,200

**Officials:** Olandis Poole, Wil Howard, Robert Felder

Game Time	ARK	Score	Diff	ALCORN
03:58				1 PAJEAUD M substitution in
03:58		<b>84-55</b>	<b>29</b>	7 TSYNKEVICH A free throw fast break 1 - 2 made (7)
03:58				7 TSYNKEVICH A free throw fast break 2 - 2 missed
03:57	10 FALL B defensive rebound (3)			
03:31	3 ELLIS E 3pt FG , jump shot missed			
03:29				defensive rebound (23)
03:15	10 FALL B steal (1)			7 TSYNKEVICH A turnover lost ball (1)
03:02	5 PINION J 3pt FG from turnover, jump shot missed			
02:58				14 BUTLER C defensive rebound (1)
02:54	10 FALL B foul personal (4 - 13)			1 PAJEAUD M foul drawn (3)
02:54		<b>84-56</b>	<b>28</b>	1 PAJEAUD M free throw fast break 1 - 2 made (5)
02:54				3 HAWKINS J substitution out
02:54				7 TSYNKEVICH A substitution out
02:54				0 BYARD S substitution in
02:54				20 STOUTERMIRE T substitution in
02:54				1 PAJEAUD M free throw fast break 2 - 2 missed
02:53	7 HARRIS D defensive rebound (4)			
02:33	3 ELLIS E foul drawn (2)			20 STOUTERMIRE T foul shooting (3 - 13)
02:33	3 ELLIS E free throw 1 - 2 made (8)	<b>85-56</b>	<b>29</b>	
02:33				1 PAJEAUD M substitution out
02:33				5 ANDERSON W substitution in
02:33	3 ELLIS E free throw 2 - 2 missed			
02:29				20 STOUTERMIRE T defensive rebound (3)
02:22	5 PINION J steal (2)			5 ANDERSON W turnover lost ball (2)
02:18	7 HARRIS D foul drawn (3)			5 ANDERSON W foul shooting (3 - 14)
02:18	7 HARRIS D free throw fast break 1 - 2 made (4)	<b>86-56</b>	<b>30</b>	
02:18	7 HARRIS D free throw fast break 2 - 2 made (5)	<b>87-56</b>	<b>31</b>	
02:08	10 FALL B steal (2)			9 GAINES-WYATT J turnover bad pass (1)
02:02	5 PINION J foul drawn (2)			5 ANDERSON W foul flagrant 1 (4 - 15)
02:02	5 PINION J free throw fast break 1 - 2 made (3)	<b>88-56</b>	<b>32</b>	
02:02	3 ELLIS E substitution out			
02:02	21 ARBOGAST C substitution in			
02:02	5 PINION J free throw fast break 2 - 2 made (4)	<b>89-56</b>	<b>33</b>	
02:02				Timeout 30 Sec
02:02				5 ANDERSON W substitution out
02:02				11 MASSENET R substitution in
01:55	5 PINION J 3pt FG , jump shot made (7)	<b>92-56</b>	<b>36</b>	
01:55	24 DAVENPORT J assist (3)			
01:39				9 GAINES-WYATT J 2pt FG outside the paint, pull up jump shot missed
01:33	10 FALL B defensive rebound (4)			
01:20	7 HARRIS D turnover lost ball (1)			0 BYARD S steal (1)
01:01				9 GAINES-WYATT J 2pt FG from turnover in the paint, layup blocked
01:01	10 FALL B block (2)			
00:58	7 HARRIS D defensive rebound (5)			
00:58	Timeout 30 Sec			
00:58	24 DAVENPORT J substitution out			
00:58	45 BLAKE L substitution in			
00:50	45 BLAKE L foul drawn (1)			9 GAINES-WYATT J foul personal (2 - 16)



**Alcorn at Arkansas**

11/06/23 Bud Walton Arena, Fayetteville, Ark..  
2023-24 Men's Basketball

**Game Time:** 7:00 PM  
**Game Duration:** 2:15  
**Attendance:** 19,200

**Officials:** Olandis Poole, Wil Howard, Robert Felder

Game Time	ARK	Score	Diff	ALCORN
00:50	45 BLAKE L free throw 1 - 2 missed			
00:50	offensive dead ball rebound (5)			
00:50	45 BLAKE L free throw 2 - 2 made (1)	<b>93-56</b>	<b>37</b>	
00:45	10 FALL B foul shooting (5 - 14)			11 MASSENAT R foul drawn (1)
00:45	10 FALL B substitution out			
00:45	24 DAVENPORT J substitution in			
00:45				11 MASSENAT R free throw fast break 1 - 2 missed
00:45				offensive dead ball rebound (4)
00:45				11 MASSENAT R free throw fast break 2 - 2 missed
00:43	7 HARRIS D defensive rebound (6)			
00:35	21 ARBOGAST C 2pt FG in the paint, layup missed			
00:32				14 BUTLER C defensive rebound (2)
00:20		<b>93-58</b>	<b>35</b>	0 BYARD S 2pt FG in the paint, jump shot made (2)
00:20	7 HARRIS D foul shooting (1 - 15)			0 BYARD S foul drawn (1)
00:20				0 BYARD S free throw 1 - 1 missed
00:17	7 HARRIS D defensive rebound (7)			
00:05	7 HARRIS D turnover bad pass (2)			
00:02	21 ARBOGAST C foul personal (1 - 16)			9 GAINES-WYATT J foul drawn (3)
00:02		<b>93-59</b>	<b>34</b>	9 GAINES-WYATT J free throw fast break 1 - 2 made (3)
00:02				9 GAINES-WYATT J free throw fast break 2 - 2 missed
00:01	45 BLAKE L defensive rebound (1)			
<b>END OF GAME</b>				
<b>ARK 93-59 ALCORN</b>				



**Alcorn at Arkansas**

11/06/23 Bud Walton Arena, Fayetteville, Ark.  
2023-24 Men's Basketball

Game Time: 7:00 PM  
Game Duration: 2:15  
Attendance: 19,200

Officials: Olandis Poole, Wil Howard, Robert Felder

**Alcorn - 37**

NO.	Name	Min	FG	3P	FT	Rebounds			Fouls		TP	AS	TO	ST	Blocks		+/-
			M-A	M-A	M-A	OR	DR	TOT	PF	FD					BS	BA	
0	Stephen Byard	F 08:02	1-3	0-0	0-1	0	1	1	0	1	2	0	0	1	0	0	-9
11	Rodrique Massenat	F 12:33	1-2	0-0	0-2	1	0	1	0	1	2	1	0	2	0	0	-4
7	Alex Tsynkevich	C 05:59	0-0	0-0	1-2	0	0	0	4	1	1	0	1	0	0	-1	
2	Byron Joshua	G 09:53	2-6	1-2	5-6	0	0	0	2	5	10	1	1	0	0	-4	
10	Jeremiah Gambrell	G 12:59	3-4	1-2	2-3	0	1	1	0	1	9	0	1	0	0	-8	
1	Mike Pajeaud	07:49	1-1	0-0	3-4	2	1	3	1	2	5	0	1	0	0	6	
5	Willie Anderson	03:02	0-0	0-0	0-0	0	0	0	3	0	0	0	1	0	0	-1	
20	Trevon Stoutermire	10:29	0-0	0-0	0-0	0	2	2	1	1	0	1	0	1	1	-10	
3	Jalen Hawkins	11:25	2-3	0-0	1-1	0	1	1	1	1	5	1	2	0	0	-1	
4	Roderick Jones	03:57	0-2	0-1	0-0	0	1	1	2	0	0	0	0	0	0	-5	
9	Jalyke Gaines-Wyatt	08:01	0-3	0-0	3-4	0	0	0	2	2	3	0	1	0	0	-10	
14	Cameron Butler	05:51	0-0	0-0	0-0	0	2	2	0	0	0	0	0	0	0	-3	
Team						0	1	1			0		0				
<b>Totals</b>			10-24	2-5	15-23	3	10	13	16	15	37	4	8	4	1	1	-10

Shooting By Period		
2 <sup>nd</sup> FG%	10-24	41.7%
3PT%	2-5	40.0%
FT%	15-23	65.2%
GM FG%	10-24	41.7%
3PT%	2-5	40.0%
FT%	15-23	65.2%

Dead Ball Rebounds: 3, 0

Technical Fouls::NONE

**Arkansas - 47**

NO.	Name	Min	FG	3P	FT	Rebounds			Fouls		TP	AS	TO	ST	Blocks		+/-
			M-A	M-A	M-A	OR	DR	TOT	PF	FD					BS	BA	
2	Trevon Brazile	F 07:18	0-0	0-0	4-4	0	0	0	0	2	4	0	0	1	0	0	5
8	Chandler Lawson	F 05:21	0-0	0-0	0-0	0	1	1	0	0	0	0	0	0	0	0	2
3	El Ellis	G 09:39	2-3	1-2	1-2	0	0	0	0	1	6	1	2	1	0	0	5
4	Davonte Davis	G 07:36	1-2	1-2	0-0	0	2	2	3	0	3	1	0	0	0	0	7
12	Tramon Mark	G 05:21	1-1	1-1	0-0	0	0	0	0	0	3	1	1	0	0	0	2
0	Khalif Battle	09:57	2-4	1-3	4-4	0	1	1	2	4	9	1	1	0	0	0	8
11	Jalen Graham	07:11	2-4	0-0	0-0	2	3	5	0	1	4	0	0	0	0	0	7
6	Layden Blocker	06:51	0-1	0-1	0-0	0	0	0	3	1	0	0	1	0	0	0	2
24	Jeremiah Davenport	12:29	1-4	1-4	0-0	1	0	1	1	1	3	1	0	0	0	0	4
5	Joseph Pinion	09:28	1-3	1-2	4-4	0	1	1	0	2	7	0	0	1	0	1	3
7	Denijay Harris	09:06	1-2	0-0	2-4	3	4	7	1	2	4	2	2	0	0	0	1
10	Baye Fall	06:42	1-2	0-0	1-2	0	2	2	4	1	3	0	0	2	1	0	4
21	Cade Arbogast	02:02	0-1	0-0	0-0	0	0	0	1	0	0	0	0	0	0	0	2
45	Lawson Blake	00:59	0-0	0-0	1-2	0	1	1	0	1	1	0	0	0	0	0	-2
Team						1	1	2			0		1				
<b>Totals</b>			12-27	6-15	17-22	7	16	23	16	16	47	7	8	5	1	1	10

Shooting By Period		
2 <sup>nd</sup> FG%	12-27	44.4%
3PT%	6-15	40.0%
FT%	17-22	77.3%
GM FG%	12-27	44.4%
3PT%	6-15	40.0%
FT%	17-22	77.3%

Dead Ball Rebounds: 3, 0

Technical Fouls:Coach 2<sup>nd</sup>4:51

	ALCORN	ARK	Points from	ALCORN	ARK	Period by Period Scoring		
<b>Biggest lead</b>	0 (1 <sup>st</sup> 20:00)	37 (2 <sup>nd</sup> 0:50)	<b>Turnovers</b>	10	9			
<b>Best Scoring Run</b>	6(2 <sup>nd</sup> 16:48)	9(2 <sup>nd</sup> 0:50)	<b>Paint</b>	14	12			
<b>Lead Changes</b>	0		<b>Second Chance</b>	6	2	ALCORN	22	37
<b>Times Tied</b>	0		<b>Fast Breaks</b>	10	8			
<b>Time with Lead</b>	00:00	19:33	<b>Bench</b>	13	31	ARK	46	47
								59
								93

Game Notes:10:48 (2nd) Flagrant 1 # 5, Alcorn State ♦ 10:48 (2nd) #2 Arkansas disqualified for leaving bench ♦ 4:51 (2nd) Class A technical, AR Coach ♦ 2:02 (2nd) Flagrant 1 #5, Alcorn State ♦





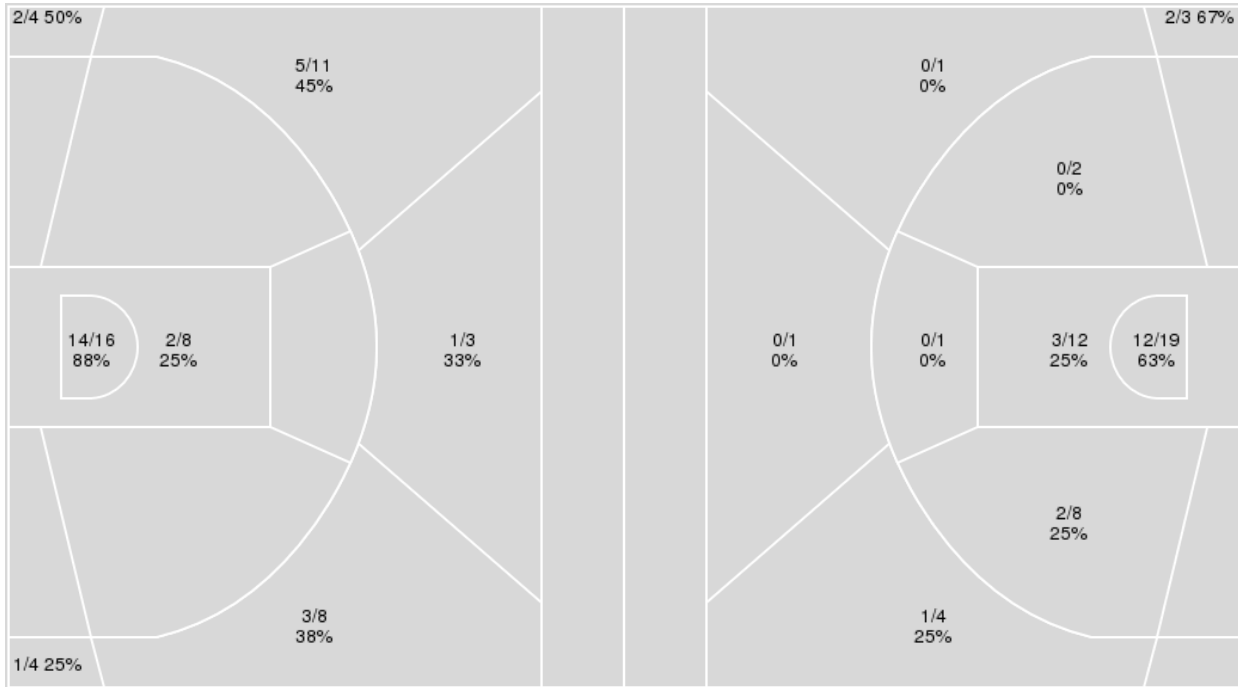
**Officials:** Olandis Poole, Wil Howard, Robert Felder

{ Players => 0, 1, 2, 3, 4, 5, 6, 7, 8, 10, 11, 12, 15, 21, 24, 45; } FG  
 Types => All; Results => All;

{ Players => 0, 1, 2, 3, 4, 5, 7, 8, 9, 10, 11, 12, 13, 14, 15, 20, 22, 23,  
 24; } FG Types => All; Results => All;

**Arkansas**

**Alcorn**



Arkansas	M/A	%
Field Goals	28/54	52
2 Points	16/24	67
3 Points	12/30	40
Free Throws	25/37	68

Alcorn	M/A	%
Field Goals	20/51	39
2 Points	17/42	40
3 Points	3/9	33
Free Throws	16/26	62



**Alcorn at Arkansas**

11/06/23 Bud Walton Arena, Fayetteville, Ark..  
2023-24 Men's Basketball

**Game Time:** 7:00 PM  
**Game Duration:** 2:15  
**Attendance:** 19,200

**Officials:** Olandis Poole, Wil Howard, Robert Felder

**Alcorn**

No	Name	Mins		Score		Points Diff		Points per Min		Assists		Rebounds		Steals		Turnovers	
		On	Off	On	Off	On	Off	On	Off	On	Off	On	Off	On	Off	On	Off
0	Stephen Byard	15:46	24:14	19 - 37	40 - 56	-18	-16	1.21	1.65	2	5	7	19	3	4	6	10
1	Mike Pajeaud	17:51	22:09	28 - 39	31 - 54	-11	-23	1.57	1.40	3	4	18	8	4	3	8	8
2	Byron Joshua	22:30	17:30	38 - 49	21 - 44	-11	-23	1.69	1.20	4	3	16	10	3	4	8	8
3	Jalen Hawkins	23:15	16:45	31 - 49	28 - 44	-18	-16	1.33	1.67	6	1	17	9	4	3	9	7
4	Roderick Jones	12:28	27:32	13 - 35	46 - 58	-22	-12	1.04	1.67	0	7	8	18	2	5	6	10
5	Willie Anderson	10:03	29:57	11 - 16	48 - 77	-5	-29	1.09	1.60	1	6	9	17	2	5	4	12
7	Alex Tsynkevich	18:23	21:37	32 - 39	27 - 54	-7	-27	1.74	1.25	4	3	12	14	2	5	8	8
9	Jalyke Gaines-Wyatt	10:10	29:50	9 - 24	50 - 69	-15	-19	0.89	1.68	0	7	7	19	1	6	4	12
10	Jeremiah Gambrell	28:18	11:42	47 - 68	12 - 25	-21	-13	1.66	1.03	7	0	16	10	4	3	9	7
11	Rodrique Massenat	18:50	21:10	33 - 48	26 - 45	-15	-19	1.75	1.23	4	3	6	20	5	2	7	9
14	Cameron Butler	05:51	34:09	12 - 15	47 - 78	-3	-31	2.05	1.38	2	5	4	22	2	5	4	12
20	Trevon Stoutermire	16:35	23:25	22 - 46	37 - 47	-24	-10	1.33	1.58	2	5	10	16	3	4	7	9

**Arkansas**

No	Name	Mins		Score		Points Diff		Points per Min		Assists		Rebounds		Steals		Turnovers	
		On	Off	On	Off	On	Off	On	Off	On	Off	On	Off	On	Off	On	Off
0	Khalif Battle	19:17	20:43	47 - 24	46 - 35	23	11	2.44	2.22	10	10	24	20	3	7	7	8
2	Trevon Brazile	21:55	18:05	57 - 34	36 - 25	23	11	2.60	1.99	14	6	13	31	6	4	7	8
3	El Ellis	23:13	16:47	57 - 38	36 - 21	19	15	2.46	2.14	13	7	16	28	8	2	7	8
4	Davonte Davis	23:38	16:22	50 - 29	43 - 30	21	13	2.12	2.63	11	9	26	18	4	6	7	8
5	Joseph Pinion	12:36	27:24	28 - 23	65 - 36	5	29	2.22	2.37	5	15	17	27	4	6	5	10
6	Layden Blocker	10:03	29:57	20 - 10	73 - 49	10	24	1.99	2.44	4	16	16	28	2	8	4	11
7	Denijay Harris	11:55	28:05	29 - 27	64 - 32	2	32	2.43	2.28	6	14	12	32	3	7	4	11
8	Chandler Lawson	07:55	32:05	21 - 15	72 - 44	6	28	2.65	2.24	2	18	4	40	3	7	4	11
10	Baye Fall	09:14	30:46	23 - 18	70 - 41	5	29	2.49	2.28	4	16	13	31	3	7	4	11
11	Jalen Graham	13:58	26:02	27 - 9	66 - 50	18	16	1.93	2.54	7	13	20	24	3	7	6	9
12	Tramon Mark	21:10	18:50	52 - 32	41 - 27	20	14	2.46	2.18	12	8	17	27	5	5	8	7
15	Makhi Mitchell	03:40	36:20	9 - 8	84 - 51	1	33	2.45	2.31	3	17	2	42	1	9	0	15
21	Cade Arbogast	02:02	37:58	5 - 3	88 - 56	2	32	2.46	2.32	1	19	5	39	0	10	2	13
24	Jeremiah Davenport	18:25	21:35	39 - 22	54 - 37	17	17	2.12	2.50	8	12	32	12	5	5	9	6
45	Lawson Blake	00:59	39:01	1 - 3	92 - 56	-2	36	1.02	2.36	0	20	3	41	0	10	1	14

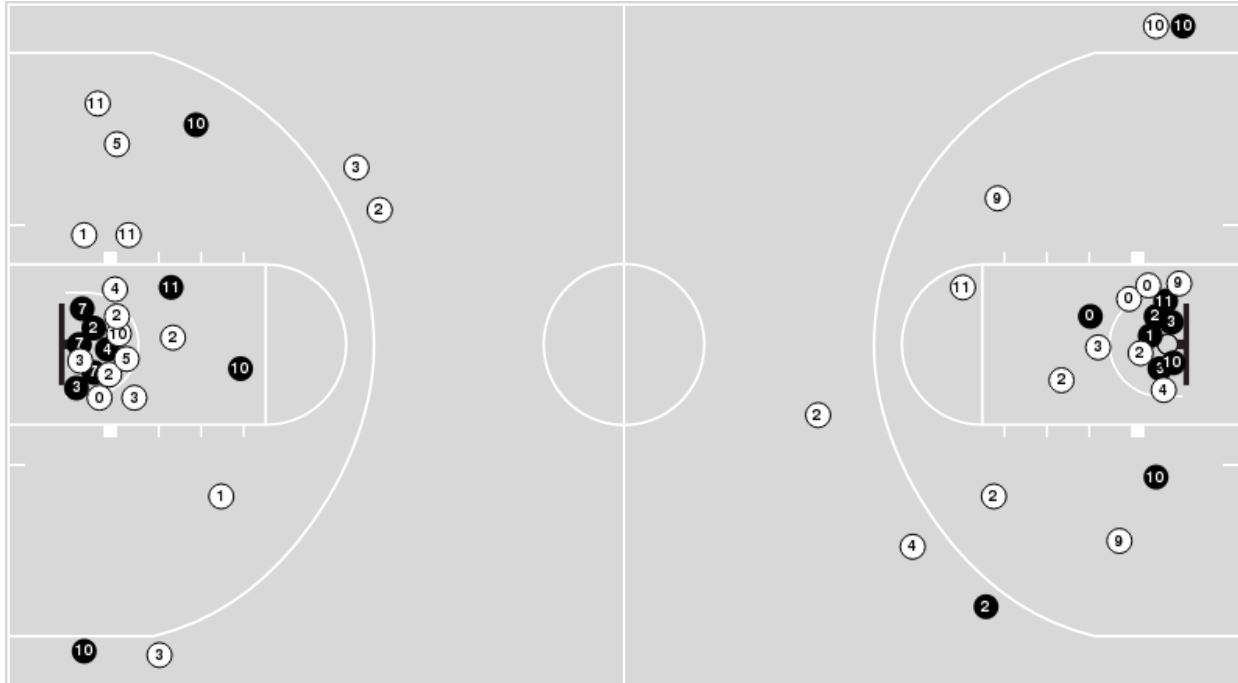


**Officials:** Olandis Poole, Wil Howard, Robert Felder

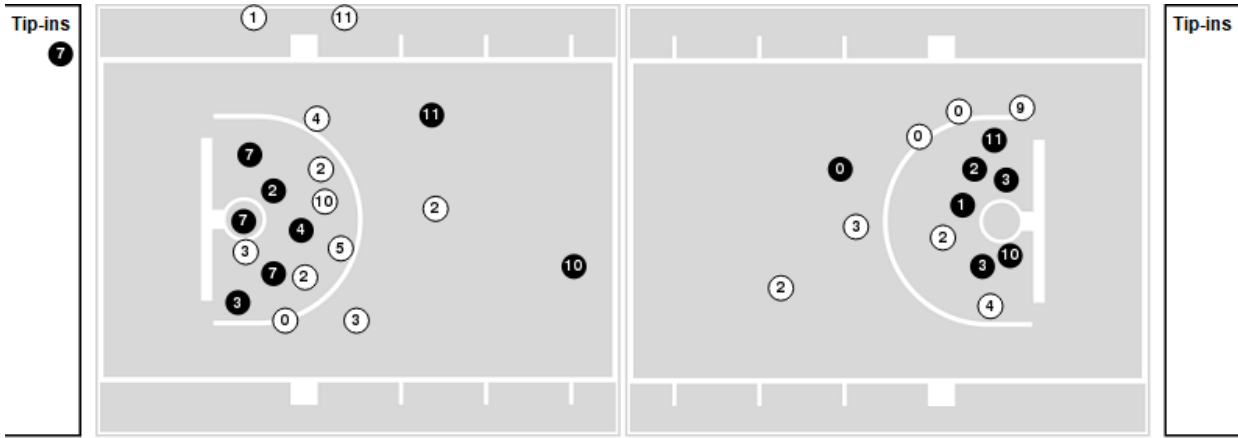
Players => 0, 1, 2, 3, 4, 5, 7, 8, 9, 10, 11, 12, 13, 14, 15, 20, 22, 23, 24 FG Types=>All Results=>All

**Alcorn**

**All Field Goals**



**Blow Up Chart**



● Made ○ Missed N - Player Number

Alcorn	M/A	%
Field Goals	20/51	39
2 Points	17/42	40
3 Points	3/9	33
Free Throws	16/26	62

Alcorn	M/A	%
Points in the Paint	30 (15 / 31)	48
Fast Break Points	13 (9/14)	64
Second Chance Points	8 (5/6)	83
Effective FG%	42	

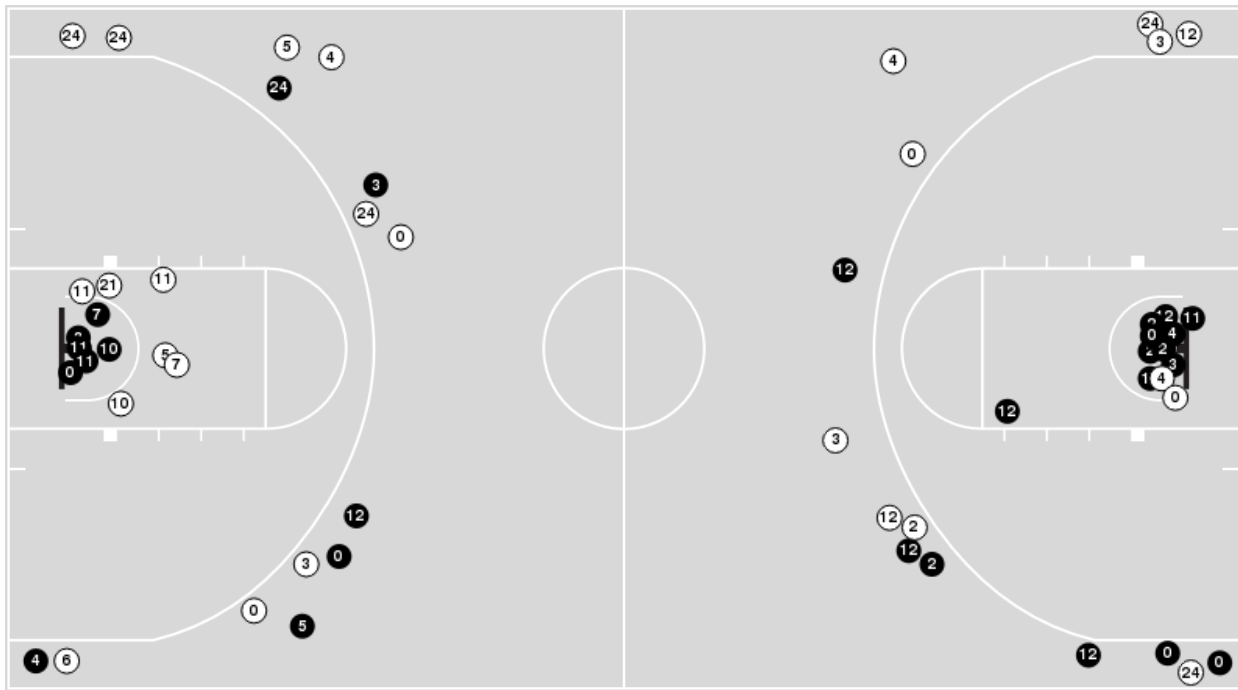


**Officials:** Olandis Poole, Wil Howard, Robert Felder

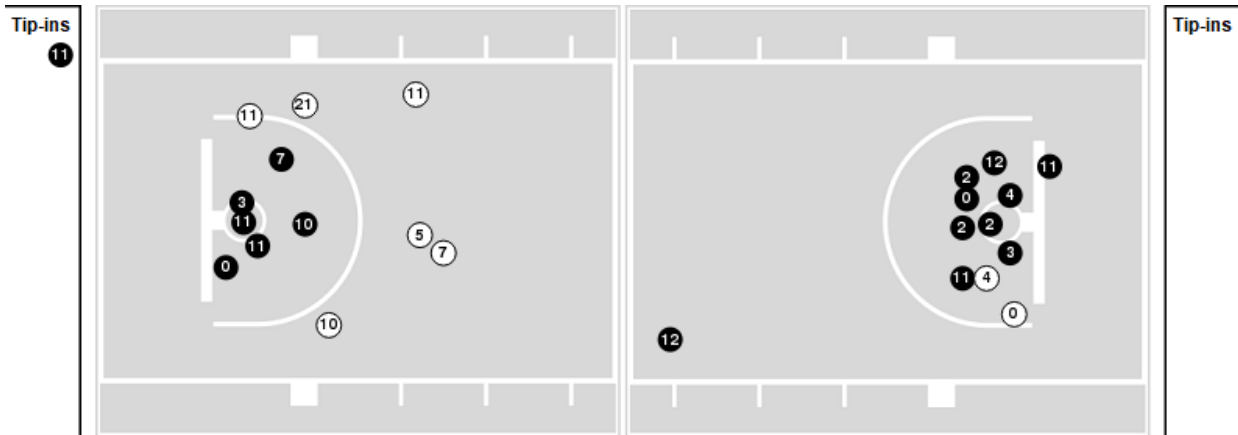
Players => 0, 1, 2, 3, 4, 5, 6, 7, 8, 10, 11, 12, 15, 21, 24, 45FG Types=>AllResults=>All

### Arkansas

#### All Field Goals



#### Blow Up Chart



● Made    ○ Missed    N - Player Number

Arkansas	M/A	%
Field Goals	28/54	52
2 Points	16/24	67
3 Points	12/30	40
Free Throws	25/37	68

Arkansas	M/A	%
Points in the Paint	32 (16 / 24)	67
Fast Break Points	18 (14/17)	82
Second Chance Points	8 (5/12)	42
Effective FG%	63	



**Alcorn at Arkansas**

11/06/23 Bud Walton Arena, Fayetteville, Ark.  
2023-24 Men's Basketball

**Game Time:** 7:00 PM  
**Game Duration:** 2:15  
**Attendance:** 19,200

**Officials:** Olandis Poole, Wil Howard, Robert Felder

**Alcorn**

Lineup	Quarter On	Time On	Quarter Off	Time Off	Time on Court	Score	Score Diff	Reb	Stl	Tov	Ass	PPP
0- Byard S/ 2- Joshua B/ 7- Tsynkevich A/ 10- Gambrell J/ 11- Massenat R/	1	20:00	1	15:48	04:12	4-10	-6	0	0	2	1	0.8000
0- Byard S/ 2- Joshua B/ 3- Hawkins J/ 7- Tsynkevich A/ 10- Gambrell J/	1	15:48	1	13:46	02:02	6-5	1	0	0	0	1	2.0000
1- Pajeaud M/ 2- Joshua B/ 3- Hawkins J/ 4- Jones R/ 20- Stoutermire T/	1	13:46	1	12:43	01:03	0-4	-4	0	1	1	0	0.0000
1- Pajeaud M/ 3- Hawkins J/ 5- Anderson W/ 9- Gaines-Wyatt J/ 20- Stoutermire T/	1	12:43	1	10:34	02:09	0-5	-5	2	0	1	0	0.0000
1- Pajeaud M/ 2- Joshua B/ 3- Hawkins J/ 5- Anderson W/ 7- Tsynkevich A/	1	10:34	1	09:52	00:42	0-0	0	1	0	0	0	0.0000
2- Joshua B/ 3- Hawkins J/ 5- Anderson W/ 7- Tsynkevich A/ 10- Gambrell J/	1	09:52	1	08:50	01:02	3-0	3	2	0	0	1	1.5000
0- Byard S/ 2- Joshua B/ 3- Hawkins J/ 5- Anderson W/ 10- Gambrell J/	1	08:50	1	08:19	00:31	0-0	0	2	0	0	0	0.0000
0- Byard S/ 3- Hawkins J/ 4- Jones R/ 5- Anderson W/ 10- Gambrell J/	1	08:19	1	08:13	00:06	0-0	0	0	0	1	0	0.0000
0- Byard S/ 3- Hawkins J/ 4- Jones R/ 10- Gambrell J/ 11- Massenat R/	1	08:13	1	07:46	00:27	0-3	-3	0	0	0	0	0.0000
0- Byard S/ 1- Pajeaud M/ 3- Hawkins J/ 4- Jones R/ 10- Gambrell J/	1	07:46	1	07:20	00:26	0-1	-1	0	1	0	0	0.0000
1- Pajeaud M/ 3- Hawkins J/ 4- Jones R/ 10- Gambrell J/ 20- Stoutermire T/	1	07:20	1	06:21	00:59	0-3	-3	1	0	1	0	0.0000
1- Pajeaud M/ 2- Joshua B/ 4- Jones R/ 10- Gambrell J/ 20- Stoutermire T/	1	06:21	1	04:26	01:55	4-6	-2	1	0	0	0	1.3333
1- Pajeaud M/ 2- Joshua B/ 4- Jones R/ 7- Tsynkevich A/ 10- Gambrell J/	1	04:26	1	04:11	00:15	0-0	0	0	0	0	0	0.0000
1- Pajeaud M/ 4- Jones R/ 5- Anderson W/ 7- Tsynkevich A/ 10- Gambrell J/	1	04:11	1	03:18	00:53	3-3	0	0	0	0	0	2.0833
1- Pajeaud M/ 2- Joshua B/ 4- Jones R/ 7- Tsynkevich A/ 10- Gambrell J/	1	03:18	1	02:23	00:55	2-1	1	3	0	1	0	1.0000
1- Pajeaud M/ 3- Hawkins J/ 4- Jones R/ 7- Tsynkevich A/ 10- Gambrell J/	1	02:23	1	01:38	00:45	0-3	-3	1	0	1	0	0.0000
3- Hawkins J/ 4- Jones R/ 5- Anderson W/ 7- Tsynkevich A/ 11- Massenat R/	1	01:38	1	00:50	00:47	0-2	-2	0	0	0	0	0.0000
3- Hawkins J/ 5- Anderson W/ 7- Tsynkevich A/ 10- Gambrell J/ 11- Massenat R/	1	00:50	2	20:00	00:50	0-0	0	0	1	0	0	0.0000
0- Byard S/ 2- Joshua B/ 7- Tsynkevich A/ 10- Gambrell J/ 11- Massenat R/	2	20:00	2	17:35	02:25	5-7	-2	0	1	1	0	1.1261
1- Pajeaud M/ 2- Joshua B/ 5- Anderson W/ 11- Massenat R/ 20- Stoutermire T/	2	17:35	2	17:08	00:27	3-0	3	0	1	0	0	2.2727
2- Joshua B/ 3- Hawkins J/ 10- Gambrell J/ 11- Massenat R/ 20- Stoutermire T/	2	17:08	2	14:39	02:29	5-8	-3	1	0	1	1	1.2500
3- Hawkins J/ 4- Jones R/ 9- Gaines-Wyatt J/ 10- Gambrell J/ 20- Stoutermire T/	2	14:39	2	12:42	01:57	2-5	-3	0	0	0	0	1.0000
3- Hawkins J/ 5- Anderson W/ 9- Gaines-Wyatt J/ 10- Gambrell J/ 20- Stoutermire T/	2	12:42	2	12:11	00:31	1-2	-1	0	0	0	0	2.2727
0- Byard S/ 3- Hawkins J/ 5- Anderson W/ 9- Gaines-Wyatt J/ 10- Gambrell J/	2	12:11	2	10:48	01:23	1-0	1	1	0	0	0	0.4098
0- Byard S/ 1- Pajeaud M/ 3- Hawkins J/ 9- Gaines-Wyatt J/ 10- Gambrell J/	2	10:48	2	10:44	00:04	0-2	-2	0	0	0	0	0.0000
0- Byard S/ 1- Pajeaud M/ 2- Joshua B/ 3- Hawkins J/ 10- Gambrell J/	2	10:44	2	09:28	01:16	0-0	0	2	0	0	0	0.0000
1- Pajeaud M/ 2- Joshua B/ 4- Jones R/ 11- Massenat R/ 20- Stoutermire T/	2	09:28	2	07:28	02:00	2-4	-2	2	0	1	0	0.5000
1- Pajeaud M/ 2- Joshua B/ 7- Tsynkevich A/ 10- Gambrell J/ 11- Massenat R/	2	07:28	2	06:39	00:49	2-4	-2	1	0	0	0	2.2727
1- Pajeaud M/ 2- Joshua B/ 3- Hawkins J/ 7- Tsynkevich A/ 10- Gambrell J/	2	06:39	2	06:34	00:05	0-0	0	0	0	0	0	0.0000
1- Pajeaud M/ 2- Joshua B/ 3- Hawkins J/ 7- Tsynkevich A/ 11- Massenat R/	2	06:34	2	06:12	00:22	2-0	2	1	0	1	0	1.0638
1- Pajeaud M/ 3- Hawkins J/ 5- Anderson W/ 7- Tsynkevich A/ 11- Massenat R/	2	06:12	2	06:06	00:06	0-0	0	0	0	0	0	0.0000
1- Pajeaud M/ 3- Hawkins J/ 5- Anderson W/ 7- Tsynkevich A/ 10- Gambrell J/	2	06:06	2	06:02	00:04	0-0	0	0	0	0	0	0.0000
1- Pajeaud M/ 3- Hawkins J/ 7- Tsynkevich A/ 10- Gambrell J/ 20- Stoutermire T/	2	06:02	2	05:51	00:11	2-0	2	1	0	0	1	2.0000
1- Pajeaud M/ 3- Hawkins J/ 10- Gambrell J/ 11- Massenat R/ 14- Butler C/	2	05:51	2	04:51	01:00	6-2	4	0	1	0	2	1.8072
3- Hawkins J/ 7- Tsynkevich A/ 10- Gambrell J/ 11- Massenat R/ 14- Butler C/	2	04:51	2	04:06	00:45	1-3	-2	0	0	1	0	0.6944
3- Hawkins J/ 7- Tsynkevich A/ 9- Gaines-Wyatt J/ 11- Massenat R/ 14- Butler C/	2	04:06	2	03:58	00:08	0-1	-1	0	0	0	0	0.0000
1- Pajeaud M/ 3- Hawkins J/ 7- Tsynkevich A/ 9- Gaines-Wyatt J/ 14- Butler C/	2	03:58	2	02:54	01:04	2-0	2	2	0	1	0	0.8621
0- Byard S/ 1- Pajeaud M/ 9- Gaines-Wyatt J/ 14- Butler C/ 20- Stoutermire T/	2	02:54	2	02:33	00:21	0-1	-1	0	0	0	0	0.0000
0- Byard S/ 5- Anderson W/ 9- Gaines-Wyatt J/ 14- Butler C/ 20- Stoutermire T/	2	02:33	2	02:02	00:31	0-4	-4	1	0	2	0	0.0000



### Alcorn at Arkansas

11/06/23 Bud Walton Arena, Fayetteville, Ark..  
2023-24 Men's Basketball

**Game Time:** 7:00 PM  
**Game Duration:** 2:15  
**Attendance:** 19,200

**Officials:** Olandis Poole, Wil Howard, Robert Felder

#### Alcorn

Lineup	Quarter On	Time On	Quarter Off	Time Off	Time on Court	Score	Score Diff	Reb	Stl	Tov	Ass	PPP
0- Byard S/ 9- Gaines-Wyatt J/ 11- Massenat R/ 14- Butler C/ 20- Stoutermire T/	2	02:02	2	00:00	02:02	3-4	-1	1	1	0	0	0.5769



**Alcorn at Arkansas**

11/06/23 Bud Walton Arena, Fayetteville, Ark..  
2023-24 Men's Basketball

**Game Time:** 7:00 PM  
**Game Duration:** 2:15  
**Attendance:** 19,200

**Officials:** Olandis Poole, Wil Howard, Robert Felder

**Arkansas**

Lineup	Quarter On	Time On	Quarter Off	Time Off	Time on Court	Score	Score Diff	Reb	Stl	Tov	Ass	PPP
2- Brazile T/3- Ellis E/4- Davis D/8- Lawson C/12- Mark T/	1	20:00	1	17:26	02:34	6-2	4	2	1	1	0	1.5464
2- Brazile T/3- Ellis E/4- Davis D/12- Mark T/15- Mitchell M/	1	17:26	1	13:46	03:40	9-8	1	2	1	0	3	2.2500
0- Battle K/2- Brazile T/6- Blocker L/11- Graham J/24- Davenport J/	1	13:46	1	12:43	01:03	4-0	4	1	1	1	2	1.3333
0- Battle K/6- Blocker L/11- Graham J/12- Mark T/24- Davenport J/	1	12:43	1	11:58	00:45	0-0	0	2	0	0	0	0.0000
0- Battle K/5- Pinion J/6- Blocker L/11- Graham J/24- Davenport J/	1	11:58	1	10:34	01:24	4-0	4	2	1	1	1	1.0309
0- Battle K/4- Davis D/5- Pinion J/11- Graham J/24- Davenport J/	1	10:34	1	09:52	00:42	1-0	1	1	0	0	0	2.2727
0- Battle K/4- Davis D/5- Pinion J/10- Fall B/11- Graham J/	1	09:52	1	09:22	00:30	0-3	-3	0	0	0	0	0.0000
0- Battle K/4- Davis D/5- Pinion J/10- Fall B/24- Davenport J/	1	09:22	1	08:50	00:32	0-0	0	2	0	0	0	0.0000
0- Battle K/4- Davis D/10- Fall B/12- Mark T/24- Davenport J/	1	08:50	1	07:20	01:30	4-0	4	4	0	2	1	1.0309
0- Battle K/2- Brazile T/3- Ellis E/4- Davis D/12- Mark T/	1	07:20	1	05:12	02:08	5-2	3	2	0	0	2	1.4535
0- Battle K/2- Brazile T/3- Ellis E/7- Harris D/12- Mark T/	1	05:12	1	04:26	00:46	4-2	2	0	0	0	1	2.7778
2- Brazile T/3- Ellis E/4- Davis D/7- Harris D/12- Mark T/	1	04:26	1	02:23	02:03	4-5	-1	0	0	0	1	1.3889
2- Brazile T/3- Ellis E/4- Davis D/11- Graham J/12- Mark T/	1	02:23	2	20:00	02:23	5-0	5	3	1	2	2	1.0000
2- Brazile T/3- Ellis E/4- Davis D/8- Lawson C/12- Mark T/	2	20:00	2	19:03	00:57	1-0	1	1	1	1	0	0.6944
0- Battle K/2- Brazile T/4- Davis D/8- Lawson C/12- Mark T/	2	19:03	2	17:35	01:28	6-5	1	0	0	0	1	2.5862
0- Battle K/2- Brazile T/3- Ellis E/8- Lawson C/12- Mark T/	2	17:35	2	14:39	02:56	8-8	0	1	1	2	1	1.6000
0- Battle K/2- Brazile T/3- Ellis E/4- Davis D/11- Graham J/	2	14:39	2	12:42	01:57	5-2	3	1	0	0	1	2.5000
0- Battle K/4- Davis D/6- Blocker L/11- Graham J/24- Davenport J/	2	12:42	2	09:28	03:14	4-2	2	8	0	1	0	0.6803
0- Battle K/5- Pinion J/6- Blocker L/11- Graham J/24- Davenport J/	2	09:28	2	09:06	00:22	2-0	2	0	0	0	0	2.2727
5- Pinion J/6- Blocker L/7- Harris D/11- Graham J/24- Davenport J/	2	09:06	2	07:28	01:38	2-2	0	2	0	1	1	0.6667
5- Pinion J/6- Blocker L/7- Harris D/10- Fall B/24- Davenport J/	2	07:28	2	05:51	01:37	4-6	-2	1	0	0	0	1.0638
3- Ellis E/5- Pinion J/7- Harris D/10- Fall B/24- Davenport J/	2	05:51	2	02:02	03:49	10-9	1	4	3	1	2	1.2376
5- Pinion J/7- Harris D/10- Fall B/21- Arbogast C/24- Davenport J/	2	02:02	2	00:58	01:03	4-0	4	2	0	1	1	1.6393
5- Pinion J/7- Harris D/10- Fall B/21- Arbogast C/45- Blake L/	2	00:58	2	00:45	00:13	1-0	1	0	0	0	0	1.1364
5- Pinion J/7- Harris D/21- Arbogast C/24- Davenport J/45- Blake L/	2	00:45	2	00:00	00:45	0-3	-3	3	0	1	0	0.0000



**Alcorn at Arkansas**

11/06/23 Bud Walton Arena, Fayetteville, Ark..  
2023-24 Men's Basketball

**Game Time:** 7:00 PM  
**Game Duration:** 2:15  
**Attendance:** 19,200

**Officials:** Olandis Poole, Wil Howard, Robert Felder

**Alcorn**

Lineup	Time	Score	Score Diff	Pts/Min	Reb	Stl	Tov	Ass	PPP
0- Byard S/ 2- Joshua B/ 7- Tsynkevich A/ 10- Gambrell J/ 11- Massenat R/	06:37	9-17	-8	1.3602	0	1	3	1	0.9534
2- Joshua B/ 3- Hawkins J/ 10- Gambrell J/ 11- Massenat R/ 20- Stoutermire T/	02:29	5-8	-3	2.0134	1	0	1	1	1.2500
1- Pajeaud M/ 3- Hawkins J/ 5- Anderson W/ 9- Gaines-Wyatt J/ 20- Stoutermire T/	02:09	0-5	-5	0.0000	2	0	1	0	0.0000
0- Byard S/ 2- Joshua B/ 3- Hawkins J/ 7- Tsynkevich A/ 10- Gambrell J/	02:02	6-5	1	2.9508	0	0	0	1	2.0000
0- Byard S/ 9- Gaines-Wyatt J/ 11- Massenat R/ 14- Butler C/ 20- Stoutermire T/	02:02	3-4	-1	1.4754	1	1	0	0	0.5769
1- Pajeaud M/ 2- Joshua B/ 4- Jones R/ 11- Massenat R/ 20- Stoutermire T/	02:00	2-4	-2	1.0000	2	0	1	0	0.5000
3- Hawkins J/ 4- Jones R/ 9- Gaines-Wyatt J/ 10- Gambrell J/ 20- Stoutermire T/	01:57	2-5	-3	1.0256	0	0	0	0	1.0000
1- Pajeaud M/ 2- Joshua B/ 4- Jones R/ 10- Gambrell J/ 20- Stoutermire T/	01:55	4-6	-2	2.0870	1	0	0	0	1.3333
0- Byard S/ 3- Hawkins J/ 5- Anderson W/ 9- Gaines-Wyatt J/ 10- Gambrell J/	01:23	1-0	1	0.7229	1	0	0	0	0.4098
0- Byard S/ 1- Pajeaud M/ 2- Joshua B/ 3- Hawkins J/ 10- Gambrell J/	01:16	0-0	0	0.0000	2	0	0	0	0.0000
1- Pajeaud M/ 2- Joshua B/ 4- Jones R/ 7- Tsynkevich A/ 10- Gambrell J/	01:10	2-1	1	1.7143	3	0	1	0	0.8197
1- Pajeaud M/ 3- Hawkins J/ 7- Tsynkevich A/ 9- Gaines-Wyatt J/ 14- Butler C/	01:04	2-0	2	1.8750	2	0	1	0	0.8621
1- Pajeaud M/ 2- Joshua B/ 3- Hawkins J/ 4- Jones R/ 20- Stoutermire T/	01:03	0-4	-4	0.0000	0	1	1	0	0.0000
2- Joshua B/ 3- Hawkins J/ 5- Anderson W/ 7- Tsynkevich A/ 10- Gambrell J/	01:02	3-0	3	2.9032	2	0	0	1	1.5000
1- Pajeaud M/ 3- Hawkins J/ 10- Gambrell J/ 11- Massenat R/ 14- Butler C/	01:00	6-2	4	6.0000	0	1	0	2	1.8072
1- Pajeaud M/ 3- Hawkins J/ 4- Jones R/ 10- Gambrell J/ 20- Stoutermire T/	00:59	0-3	-3	0.0000	1	0	1	0	0.0000
1- Pajeaud M/ 4- Jones R/ 5- Anderson W/ 7- Tsynkevich A/ 10- Gambrell J/	00:53	3-3	0	3.3962	0	0	0	0	2.0833
3- Hawkins J/ 5- Anderson W/ 7- Tsynkevich A/ 10- Gambrell J/ 11- Massenat R/	00:50	0-0	0	0.0000	0	1	0	0	0.0000
1- Pajeaud M/ 2- Joshua B/ 7- Tsynkevich A/ 10- Gambrell J/ 11- Massenat R/	00:49	2-4	-2	2.4490	1	0	0	0	2.2727
3- Hawkins J/ 4- Jones R/ 5- Anderson W/ 7- Tsynkevich A/ 11- Massenat R/	00:47	0-2	-2	0.0000	0	0	0	0	0.0000
1- Pajeaud M/ 3- Hawkins J/ 4- Jones R/ 7- Tsynkevich A/ 10- Gambrell J/	00:45	0-3	-3	0.0000	1	0	1	0	0.0000
3- Hawkins J/ 7- Tsynkevich A/ 10- Gambrell J/ 11- Massenat R/ 14- Butler C/	00:45	1-3	-2	1.3333	0	0	1	0	0.6944
1- Pajeaud M/ 2- Joshua B/ 3- Hawkins J/ 5- Anderson W/ 7- Tsynkevich A/	00:42	0-0	0	0.0000	1	0	0	0	0.0000
0- Byard S/ 2- Joshua B/ 3- Hawkins J/ 5- Anderson W/ 10- Gambrell J/	00:31	0-0	0	0.0000	2	0	0	0	0.0000
3- Hawkins J/ 5- Anderson W/ 9- Gaines-Wyatt J/ 10- Gambrell J/ 20- Stoutermire T/	00:31	1-2	-1	1.9355	0	0	0	0	2.2727
0- Byard S/ 5- Anderson W/ 9- Gaines-Wyatt J/ 14- Butler C/ 20- Stoutermire T/	00:31	0-4	-4	0.0000	1	0	2	0	0.0000
0- Byard S/ 3- Hawkins J/ 4- Jones R/ 10- Gambrell J/ 11- Massenat R/	00:27	0-3	-3	0.0000	0	0	0	0	0.0000
1- Pajeaud M/ 2- Joshua B/ 5- Anderson W/ 11- Massenat R/ 20- Stoutermire T/	00:27	3-0	3	6.6667	0	1	0	0	2.2727
0- Byard S/ 1- Pajeaud M/ 3- Hawkins J/ 4- Jones R/ 10- Gambrell J/	00:26	0-1	-1	0.0000	0	1	0	0	0.0000
1- Pajeaud M/ 2- Joshua B/ 3- Hawkins J/ 7- Tsynkevich A/ 11- Massenat R/	00:22	2-0	2	5.4545	1	0	1	0	1.0638
0- Byard S/ 1- Pajeaud M/ 9- Gaines-Wyatt J/ 14- Butler C/ 20- Stoutermire T/	00:21	0-1	-1	0.0000	0	0	0	0	0.0000
1- Pajeaud M/ 3- Hawkins J/ 7- Tsynkevich A/ 10- Gambrell J/ 20- Stoutermire T/	00:11	2-0	2	10.9091	1	0	0	1	2.0000
3- Hawkins J/ 7- Tsynkevich A/ 9- Gaines-Wyatt J/ 11- Massenat R/ 14- Butler C/	00:08	0-1	-1	0.0000	0	0	0	0	0.0000
0- Byard S/ 3- Hawkins J/ 4- Jones R/ 5- Anderson W/ 10- Gambrell J/	00:06	0-0	0	0.0000	0	0	1	0	0.0000
1- Pajeaud M/ 3- Hawkins J/ 5- Anderson W/ 7- Tsynkevich A/ 11- Massenat R/	00:06	0-0	0	0.0000	0	0	0	0	0.0000
1- Pajeaud M/ 2- Joshua B/ 3- Hawkins J/ 7- Tsynkevich A/ 10- Gambrell J/	00:05	0-0	0	0.0000	0	0	0	0	0.0000
0- Byard S/ 1- Pajeaud M/ 3- Hawkins J/ 9- Gaines-Wyatt J/ 10- Gambrell J/	00:04	0-2	-2	0.0000	0	0	0	0	0.0000
1- Pajeaud M/ 3- Hawkins J/ 5- Anderson W/ 7- Tsynkevich A/ 10- Gambrell J/	00:04	0-0	0	0.0000	0	0	0	0	0.0000





**Alcorn at Arkansas**

11/06/23 Bud Walton Arena, Fayetteville, Ark..  
2023-24 Men's Basketball

**Game Time:** 7:00 PM  
**Game Duration:** 2:15  
**Attendance:** 19,200

**Officials:** Olandis Poole, Wil Howard, Robert Felder

**Arkansas**

Lineup	Time	Score	Score Diff	Pts/Min	Reb	Stl	Tov	Ass	PPP
3- Ellis E/ 5- Pinion J/ 7- Harris D/ 10- Fall B/ 24- Davenport J/	03:49	10-9	1	2.6201	4	3	1	2	1.2376
2- Brazile T/ 3- Ellis E/ 4- Davis D/ 12- Mark T/ 15- Mitchell M/	03:40	9-8	1	2.4545	2	1	0	3	2.2500
2- Brazile T/ 3- Ellis E/ 4- Davis D/ 8- Lawson C/ 12- Mark T/	03:31	7-2	5	1.9905	3	2	2	0	1.3158
0- Battle K/ 4- Davis D/ 6- Blocker L/ 11- Graham J/ 24- Davenport J/	03:14	4-2	2	1.2371	8	0	1	0	0.6803
0- Battle K/ 2- Brazile T/ 3- Ellis E/ 8- Lawson C/ 12- Mark T/	02:56	8-8	0	2.7273	1	1	2	1	1.6000
2- Brazile T/ 3- Ellis E/ 4- Davis D/ 11- Graham J/ 12- Mark T/	02:23	5-0	5	2.0979	3	1	2	2	1.0000
0- Battle K/ 2- Brazile T/ 3- Ellis E/ 4- Davis D/ 12- Mark T/	02:08	5-2	3	2.3438	2	0	0	2	1.4535
2- Brazile T/ 3- Ellis E/ 4- Davis D/ 7- Harris D/ 12- Mark T/	02:03	4-5	-1	1.9512	0	0	0	1	1.3889
0- Battle K/ 2- Brazile T/ 3- Ellis E/ 4- Davis D/ 11- Graham J/	01:57	5-2	3	2.5641	1	0	0	1	2.5000
0- Battle K/ 5- Pinion J/ 6- Blocker L/ 11- Graham J/ 24- Davenport J/	01:46	6-0	6	3.3962	2	1	1	1	1.2605
5- Pinion J/ 6- Blocker L/ 7- Harris D/ 11- Graham J/ 24- Davenport J/	01:38	2-2	0	1.2245	2	0	1	1	0.6667
5- Pinion J/ 6- Blocker L/ 7- Harris D/ 10- Fall B/ 24- Davenport J/	01:37	4-6	-2	2.4742	1	0	0	0	1.0638
0- Battle K/ 4- Davis D/ 10- Fall B/ 12- Mark T/ 24- Davenport J/	01:30	4-0	4	2.6667	4	0	2	1	1.0309
0- Battle K/ 2- Brazile T/ 4- Davis D/ 8- Lawson C/ 12- Mark T/	01:28	6-5	1	4.0909	0	0	0	1	2.5862
5- Pinion J/ 7- Harris D/ 10- Fall B/ 21- Arbogast C/ 24- Davenport J/	01:03	4-0	4	3.7975	2	0	1	1	1.6393
0- Battle K/ 2- Brazile T/ 6- Blocker L/ 11- Graham J/ 24- Davenport J/	01:03	4-0	4	3.8095	1	1	1	2	1.3333
0- Battle K/ 2- Brazile T/ 3- Ellis E/ 7- Harris D/ 12- Mark T/	00:46	4-2	2	5.2174	0	0	0	1	2.7778
5- Pinion J/ 7- Harris D/ 21- Arbogast C/ 24- Davenport J/ 45- Blake L/	00:45	0-3	-3	0.0000	3	0	1	0	0.0000
0- Battle K/ 6- Blocker L/ 11- Graham J/ 12- Mark T/ 24- Davenport J/	00:45	0-0	0	0.0000	2	0	0	0	0.0000
0- Battle K/ 4- Davis D/ 5- Pinion J/ 11- Graham J/ 24- Davenport J/	00:42	1-0	1	1.4286	1	0	0	0	2.2727
0- Battle K/ 4- Davis D/ 5- Pinion J/ 10- Fall B/ 24- Davenport J/	00:32	0-0	0	0.0000	2	0	0	0	0.0000
0- Battle K/ 4- Davis D/ 5- Pinion J/ 10- Fall B/ 11- Graham J/	00:30	0-3	-3	0.0000	0	0	0	0	0.0000
5- Pinion J/ 7- Harris D/ 10- Fall B/ 21- Arbogast C/ 45- Blake L/	00:13	1-0	1	4.5455	0	0	0	0	1.1364