

VOLLEYBALL

RESULTS/SCHEDULE

OVERALL: 20-4 | SEC: 10-2
H: 10-2 | A: 6-2 | N: 4-0

Aug. 25	Michigan State	W, 3-0
Aug. 27	Tulsa	W, 3-0
Aug. 30	No. 1 Wisconsin	L, 3-2
Aug. 31	No. 1 Wisconsin	L, 3-0
Sept. 1	Colorado State	W, 3-2
Sept. 3	Michigan	W, 3-0
Sept. 8	College of Charleston	W, 3-0
Sept. 8	College of Charleston	W, 3-2
Sept. 9	Troy	W, 3-1
Sept. 15	Buffalo	W, 3-0
Sept. 15	St. John's	W, 3-1
Sept. 16	Bryant	W, 3-0
Sept. 22	South Carolina	W, 3-0
Sept. 24	Texas A&M	W, 3-1
Sept. 27	No. 24 Auburn	W, 3-0
Oct. 4	LSU	W, 3-0
Oct. 8	Missouri	W, 3-1
Oct. 13	Ole Miss	W, 3-0
Oct. 15	Alabama	W, 3-1
Oct. 20	No. 12 Tennessee	W, 3-1
Oct. 22	No. 20 Kentucky	L, 3-2
Oct. 27	South Carolina	W, 3-1
Oct. 29	No. 19 Florida	W, 3-0
Nov. 1	Georgia	L, 3-0
Nov. 5	Mississippi State	Barnhill Arena
Nov. 10	Alabama	Tuscaloosa, Ala.
Nov. 15	Ole Miss	Oxford, Miss.
Nov. 19	Florida	Barnhill Arena
Nov. 22	Kentucky	Barnhill Arena
Nov. 24	Auburn	Auburn, Ala.

SCOUTING REPORT | MISSISSIPPI STATE



(11-10, 4-7 SEC)

All-Time Series	47-8
Series in Fayetteville	22-3
Series Under Watson	10-3
Last Meeting	W, 3-2 on 10/2/22

Coaching Staff

Head Coach	Julie Darty Dennis
Record at Mississippi State	63-77
Career Record	121-137

Notes

- Bulldog Rebecca Walk currently leads the SEC in hitting percentage at .377
- Mississippi State edges Arkansas in just one category, blocks per set at 2.49
- The Hogs haven't defeated the Bulldogs in Fayetteville since 2019

ARKANSAS VOLLEYBALL QUICK FACTS

TEAM INFORMATION

2023 Overall Record	20-4
2023 SEC Record	10-2
SEC Finish	N/A
Home Record	10-2
Away Record	6-2
Neutral Record	4-0
Starters Returning/Lost	5/2
Newcomers	7

COACHING STAFF

Head Coach	Jason Watson
Record at Arkansas	125-100 (.556)
SEC Record	71-71 (.500)
Career Record	325-248 (.567)
Associate Head Coach	Suzie Fritz
Assistant Coach	Lexi MacLean
Assistant Coach	Jordan Neal
Director of Operations	Andy Rynd
Volleyball Office Phone	479-575-3813

TEAM HISTORY

All-Time Overall Record	563-385 (.594)
All-Time SEC Record	297-223 (.571)
NCAA Tournaments/Last	12/2022
SEC Championships/Last	1 (Tournament)/1997
First Year of Program	1994

FACILITY INFORMATION

Name	Barnhill Arena
Capacity	8,500
Opened	1953
All-Time Record	288-134 (.682)

TEAM LEADERS

ARKANSAS

Kills Per Set	Jill Gillen 4.11 358
Assists Per Set	Hannah Hogue 11.38 990
Digs Per Set	Courtney Jackson 3.78 329
Blocks Per Set	Zoi Evans 1.13 94
Aces Per Set	Jill Gillen 0.48 42

MISSISSIPPI STATE

Kills Per Set	Karli Schmidt 2.92 228
Assists Per Set	Emily Oerther 4.94 385
Digs Per Set	Lauren Myrick 4.33 342
Blocks Per Set	Sanaa Williams 1.05 65
Aces Per Set	Sophie Agee 0.32 24

TALE OF THE TAPE

ARKANSAS

Hitting Pct.	.274
Total Attempts	3075
Kills/Set	13.91
Total Kills	1210
Assists/Set	13.08
Total Assists	1138
Digs/Set	15.02
Total Digs	1307
Blocks/Set	2.16
Total Blocks	187.5
Aces/Set	2.10
Total Aces	183
Opp. Hitting Pct.	.184

MISSISSIPPI STATE

Hitting Pct.	.212
Total Attempts	2637
Kills/Set	11.51
Total Kills	909
Assists/Set	10.63
Total Assists	840
Digs/Set	13.75
Total Digs	1086
Blocks/Set	2.42
Total Blocks	191.0
Aces/Set	1.24
Total Aces	98
Opp. Hitting Pct.	.213



NOTES & NUMBERS

Hannah Hogue Show

- Hannah Hogue was named SEC Setter of the Week for the fourth time this season on Oct. 30, the first Arkansas setter to win the award four times in one season and one of only two Arkansas players ever to win a weekly award four times in a season
- In her first season as primary setter, Hogue has shined and is second in the SEC in aces per set with 11.38, which is fourth in the country
- After eclipsing 1,000 career assists in September, Hogue also joined the program career top 10 in assists in October and has 1,624 so far
- The Fort Smith native and second-generation Razorback (dad, Gary, played baseball at Arkansas and mom, Cissie, was a cheerleader) has also shined at the service line with 0.45 aces per set, good for second in the SEC

**Rewriting History**

- The sum has also been greater than the parts for the Hogs this fall as the team achieved its best 20-match start to a season in program history at 18-2, recorded its third consecutive 20-win season, and extended an SEC match win streak to 13 that lasted from Nov. 16, 2022 to Oct. 22
- With a program-high RPI of No. 7 and the team's record, Arkansas is setting itself up to be an NCAA host site since 2016. The Hogs will also look to be the first Arkansas team to win two NCAA Tournament matches since the 1998 squad
- The Razorbacks have also seen unprecedented fan support in Fayetteville this season, with a new single match attendance record against No. 1 Wisconsin on Aug. 30 with 4,299 fans, six of the 10 highest-attended matches in program history, season tickets up by 59 percent, and a new single season home attendance record of 22,680 (23rd nationally), with three home matches remaining

**Razorbacks on the Rise**

- No. 8 Arkansas and No. 1 Nebraska are the only teams that have yet to fall in this season's AVCA Coaches Poll this season
- Prior to 2023, Arkansas' highest rank as a program was No. 13. The Hogs have now spent four weeks higher than that and entered the top eight on Oct. 30
- From the preseason poll until now, the Razorbacks have risen 17 spots from No. 25 to No. 8. That ties Washington State for the most spots risen on the season, as the Cougars jumped from No. 21 to No. 4

Ace Queens

- The Razorbacks are serving at an elite level this season and check in at No. 1 in the SEC in aces per set with 2.10, which is also good for fourth nationally
- Graduate outside hitter Jill Gillen took over as the program all-time ace leader on Oct. 4 and currently has 42 on the season, a new single season career high with seven matches left to go
- Junior serving specialist Jada Lawson has played 11 matches for Arkansas this season and has made an immediate impact with aces in half of those matches, 10 total

The 7-10 Special

- Arkansas' hitting duo of Jill Gillen and Taylor Head continue to blaze their way through the Razorback record book and garner national attention nationwide this year
- Gillen moved her way into No. 2 on the Arkansas all-time career kills list on Oct. 8 and currently has 1,906, which is the most in the current scoring era and most by any Razorback since 1997
- Head entered the program career top 10 kills list in mid-October and is currently in seventh place with 1,392
- The pair also both entered the program career top 10 in digs this season and are in fourth (Gillen) and sixth place (Head)

**Arkansas' 2023 SEC Honors****Preseason All-SEC Team**

Jill Gillen, Taylor Head

SEC Player of the Week: 10/30

Hannah Hogue

SEC Setter of the Week: 8/28, 9/18, 9/25, 10/30

Hannah Hogue

SEC Co-Offensive Player of the Week: 9/18

Maggie Cartwright

SEC Co-Defensive Player of the Week: 9/11

Courtney Jackson



2023 ARKANSAS VOLLEYBALL ROSTER

#	Name	Position	Class	Height	Hometown	High School/Previous School
1	Avery Calame	OH	SO	5-11	McKinney, Texas	McKinney-Boyd HS
2	Jada Lawson	OH	JR	5-7	North Little Rock, Ark.	North Little Rock HS
3	Sania Petties	MB	JR	6-1	Houston Texas	Mississippi State
4	Lily Dudley	OH	FR	5-11	Columbia, Mo.	Rock Bridge HS
5	Kylie Weeks	L	SO	5-6	Elkhorn, Neb.	Elkhorn South HS
7	Taylor Head	OH	SR	5-10	Winter Garden, Fla.	West Orange HS
8	Lo Jones	S	FR	5-9	Carl Junction, Mo.	Carl Junction HS
9	Aniya Madkin	OH	FR	6-2	Clinton, Miss.	Clinton HS
10	Jillian Gillen	OH	GR	5-7	Stilwell, Kan.	The Barstow School
11	Maggie Cartwright	OH	GR	5-11	Kimberly, Wis.	Kimberly HS
12	Hailey Schneider	L	SR	5-9	Denton, Texas	Guyer HS
14	Rosana Hicks	OH	JR	6-1	Fayetteville, Ark.	Fayetteville HS
15	Courtney Jackson	L	JR	5-8	Olathe, Kan.	Olathe Northwest HS
17	Skylar Ellison	MB	SO	6-1	Aledo, Texas	Aledo HS
18	Hannah Hogue	S	JR	5-8	Fort Smith, Arkansas	Southside HS
19	Olivia Ruy	OH	FR	6-2	Salt Lake City, Utah	Woods Cross HS
22	Ava Roth	L	FR	5-6	Festus, Mo.	Jefferson HS
23	Laura Ehieze	MB	GR	6-0	Houston, Texas	Georgia State
44	Zoi Evans	MB	JR	6-4	Tampa, Fla.	Wiregrass HS

Head Coach: Jason Watson/BYU, '95 (Eighth Season/19th Overall)

Associate Head Coach: Suzie Fritz/Florida Atlantic, '94 (First Season)

Assistant Coach: Lexi MacLean/TCU, '19 (First Season)

Assistant Coach: Jordan Neal/ Ouachita Baptist, '13 (First Season)

Director of Operations: Andy Rynd/Bowling Green, '15 (Second Season)

PRONUNCIATION GUIDE

Avery Calame	<i>CAL-um</i>
Sania Petties	<i>suh-NY-uh PET-iss</i>
Aniya Madkin	<i>uh-NY-uh</i>
Rosana Hicks	<i>Rose-AH-nuh</i>
Hannah Hogue	<i>Rhymes with ROGUE</i>
Olivia Ruy	<i>WHO-ee</i>
Laura Ehieze	<i>eh-HYEH-zay</i>
Zoi Evans	<i>Zoey</i>

TEAM STUDIES

Avery Calame	Pre-Business
Jada Lawson	Biomedical Engineering
Sania Petties	Psychology
Lily Dudley	Interior Design
Kylie Weeks	Communication Sciences & Disorders
Taylor Head	Recreation & Sport Management
Lo Jones	Journalism
Aniya Madkin	Pre-Business
Jillian Gillen	Business Administration (MBA)
Maggie Cartwright	Recreation & Sport Management
Hailey Schneider	Exercise Science
Rosana Hicks	Anthropology
Courtney Jackson	Recreation & Sport Management
Olivia Ruy	Social Work
Ava Roth	Psychology
Laura Ehieze	Business Administration (MBA)
Zoi Evans	Recreation & Sport Management

SEC STANDINGS

	CONF	OVERALL	HOME	ROAD	NEUTRAL
Kentucky	10-1	12-7	4-2	7-5	1-0
Tennessee	10-2	19-3	9-2	9-1	1-0
Arkansas	10-2	20-4	10-2	6-2	4-0
Auburn	7-4	17-5	8-3	6-2	3-0
Texas A&M	7-5	15-7	6-5	6-2	3-0
Florida	6-5	14-6	6-5	7-1	1-0
Georgia	6-5	15-8	9-3	4-3	2-2
Missouri	6-6	14-9	8-3	5-5	1-1
LSU	4-7	9-12	5-5	1-6	3-1
Mississippi State	4-8	11-11	8-3	1-7	2-1
Ole Miss	4-9	10-14	7-3	1-8	2-3
South Carolina	2-10	8-13	6-5	1-8	1-0
Alabama	0-12	10-13	4-6	3-6	3-1

AVCA TOP 25

Rank	Team	Record	Prev
1	Nebraska (63)	21-0	1
2	Wisconsin (1)	20-1	1
3	Louisville	20-2	4
4	Texas	16-3	5
5	Stanford	18-3	3
6	Pittsburgh	20-3	7
7	Oregon	19-4	9
8	Arkansas	20-3	10
9	Washington State	18-5	6
10	Georgia Tech	19-3	11
11	Tennessee	18-3	12
12	BYU	18-5	8
13	Kentucky	11-7	15
14	Kansas	16-4	14
15	Arizona State	21-3	21
16	Penn State	15-6	13
17	Creighton	19-4	17
18	Dayton	25-2	18
19	Purdue	14-7	16
20	Florida	14-5	19
21	Baylor	12-9	20
22	Houston	12-7	22
23	Western Kentucky	22-4	23
24	Auburn	17-5	24
25	Marquette	15-8	NR

Others receiving votes and listed on two or more ballots:
 Minnesota 35; UCF 24; UC Santa Barbara 12; Kansas State 11; Pepperdine 9; Southern California 8; James Madison 7; Utah State 5; SMU 3; Texas A&M 3

11 teams mentioned on only one ballot for a total of 73 combined points

Dropped Out: UC Santa Barbara 25

Next Poll: Nov. 6

MILESTONE WATCH

Maggie Cartwright (OH | Graduate)

Looking for: Program top 10 career aces – 10th place (107)

Current Total: 98 Needs: 9

Jill Gillen (OH | Graduate)

Looking for: 2,000 career kills

Current Total: 1,906 Needs: 94

Taylor Head (OH | Senior)

Looking for: Program top five career kills – 5th place (1,472)

Current Total: 1,392 Needs: 80



MATCH-BY-MATCH STARTERS

8-25 vs. Michigan State	Petties, Head, Gillen, Cartwright, Hogue, Evans	Jackson
8-27 vs. Tulsa	Petties, Head, Gillen, Cartwright, Hogue, Evans	Jackson
8-30 vs. No. 1 Wisconsin	Petties, Head, Gillen, Cartwright, Hogue, Evans	Jackson
8-31 vs. No. 1 Wisconsin	Petties, Head, Gillen, Cartwright, Hogue, Evans	Jackson
9-1 vs. Colorado State	Petties, Head, Gillen, Cartwright, Hogue, Evans	Jackson
9-3 vs. Michigan	Petties, Head, Gillen, Cartwright, Hogue, Evans	Jackson
9-8 vs. College of Charleston	Petties, Head, Gillen, Cartwright, Hogue, Evans	Jackson
9-8 at Western Kentucky	Petties, Head, Gillen, Cartwright, Hogue, Evans	Jackson
9-9 vs. Troy	Petties, Head, Gillen, Cartwright, Hogue, Evans	Jackson
9-15 vs. Buffalo	Petties, Head, Gillen, Cartwright, Hogue, Evans	Jackson
9-15 at St. John's	Petties, Head, Gillen, Cartwright, Hogue, Evans	Jackson
9-16 vs. Bryant	Petties, Head, Gillen, Cartwright, Hogue, Ehieze	Jackson
9-22 vs. South Carolina	Petties, Head, Gillen, Cartwright, Hogue, Evans	Jackson
9-24 vs. Texas A&M	Petties, Head, Gillen, Cartwright, Hogue, Evans	Jackson
9-27 vs. No. 24 Auburn	Petties, Head, Gillen, Cartwright, Hogue, Evans	Jackson
10-4 at LSU	Petties, Head, Gillen, Cartwright, Hogue, Evans	Jackson
10-8 vs. Missouri	Petties, Head, Gillen, Cartwright, Hogue, Evans	Jackson
10-13 vs. Ole Miss	Petties, Head, Gillen, Cartwright, Hogue, Evans	Jackson
10-13 vs. Alabama	Petties, Head, Gillen, Cartwright, Hogue, Evans	Jackson
10-20 at No. 10 Tennessee	Petties, Head, Gillen, Cartwright, Hogue, Evans	Jackson
10-22 at No. 20 Kentucky	Petties, Head, Gillen, Cartwright, Hogue, Evans	Jackson
10-27 at South Carolina	Petties, Head, Gillen, Cartwright, Hogue, Evans	Jackson
10-29 at No. 19 Florida	Petties, Head, Gillen, Cartwright, Hogue, Evans	Jackson
11-1 at Georgia	Petties, Head, Gillen, Cartwright, Hogue, Evans	Jackson

MEDIA INFORMATION

SPORTS INFORMATION /CREDENTIALS

Arkansas Athletic Communications assistant Emily Polglaze handles the media relations duties for the Razorbacks' volleyball team. Polglaze can be reached via her cell phone at [608] 921-6741 or by email at polglaze@uark.edu.

All media members are encouraged to apply for credentials through Polglaze.

Passes may be picked up starting 60 minutes prior to match time at the press will call table located in the Southwest Corridor of Barnhill Arena.

WWW.ARKANSASRAZORBACKS.COM

Information about the Arkansas volleyball team, including player bios, game recaps and notes packets are available online at the Official Website of Arkansas Athletics, www.ArkansasRazorbacks.com.

Final box score and stat books will be available shortly following each home match.

Game-by-game stats, as well as overall stats for the entire season can also be found online.

PRACTICE TIMES/INTERVIEWS

Arkansas practices on the main floor of Barnhill Arena, team sessions generally begin at 4 p.m.

On most days, head coach Jason Watson and players are available for interviews before practice. Members of the media who wish to cover practice should contact SID Emily Polglaze for the latest practice schedule.

Requests for sit down or phone interviews must be made at least 24 hours in advance with Emily Polglaze.

POST MATCH INTERVIEWS

Interviews with players and coaches are done court-side postmatch after the team's 10-minute cooling off period. Please inform SID Emily Polglaze if you need to request a specific player.

For assistance with opposing coaches and players, touch base with that school's SID for their postmatch media procedures.

SEC MEDIA INFORMATION

Jill Skotarczak is the volleyball media relations director for the SEC and can be reached at [205] 458-3000.

Each Monday, the league will name a Player of the Week, a Defensive Player of the Week and a Freshman of the Week. The SEC Website, SECSports.com, can be accessed 24/7/365 to access updated standings, statistics and notes.

2023 DOUBLE-DOUBLES

1. Taylor Head	13 kills, 12 digs	8-25 vs. Michigan State
2. Taylor Head	13 kills, 10 digs	8-27 vs. Tulsa
3. Taylor Head	15 kills, 24 digs	8-30 vs. No. 1 Wisconsin
4. Taylor Head	23 kills, 14 digs	9-1 vs. Colorado State
5. Taylor Head	17 kills, 11 digs	9-3 vs. Michigan
6. Taylor Head	12 kills, 13 digs	9-15 at St. John's
7. Taylor Head	13 kills, 18 digs	9-22 vs. South Carolina
8. Taylor Head	15 kills, 13 digs	9-24 vs. Texas A&M
9. Taylor Head	14 kills, 14 digs	10-4 at LSU
10. Taylor Head	10 kills, 16 digs	10-8 vs. Missouri
11. Taylor Head	13 kills, 10 digs	10-13 vs. Ole Miss
12. Taylor Head	24 kills, 21 digs	10-20 at No. 12 Tennessee
13. Taylor Head	24 kills, 18 digs	10-22 at No. 20 Kentucky
14. Taylor Head	16 kills, 11 digs	10-27 at South Carolina
15. Hannah Hogue	32 assists, 10 digs	8-25 vs. Michigan State
16. Hannah Hogue	37 assists, 11 digs	8-27 vs. Tulsa
17. Hannah Hogue	57 assists, 11 digs	8-30 vs. No. 1 Wisconsin
18. Hannah Hogue	50 assists, 14 digs	9-1 vs. Colorado State
19. Hannah Hogue	48 assists, 24 digs	9-8 at Western Kentucky
20. Hannah Hogue	35 assists, 13 digs	9-22 vs. South Carolina
21. Hannah Hogue	47 assists, 10 digs	10-8 vs. Missouri
22. Hannah Hogue	49 assists, 28 digs	10-20 at No. 12 Tennessee
23. Hannah Hogue	31 assists, 10 digs	10-29 at No. 19 Florida
24. Jill Gillen	15 kills, 14 digs	8-27 vs. Tulsa
25. Jill Gillen	22 kills, 11 digs	8-30 vs. No. 1 Wisconsin
26. Jill Gillen	15 kills, 13 digs	8-31 vs. No. 1 Wisconsin
27. Jill Gillen	19 kills, 15 digs	9-1 vs. Colorado State
28. Jill Gillen	20 kills, 11 digs	9-8 at Western Kentucky
29. Jill Gillen	19 kills, 10 digs	9-9 vs. Troy
30. Jill Gillen	11 kills, 10 digs	9-15 at St. John's
31. Jill Gillen	15 kills, 10 digs	9-22 vs. South Carolina
32. Jill Gillen	19 kills, 11 digs	9-24 vs. Texas A&M
33. Jill Gillen	15 kills, 15 digs	10-8 vs. Missouri
34. Jill Gillen	23 kills, 15 digs	10-22 at No. 20 Kentucky
35. Jill Gillen	19 kills, 11 digs	10-27 at South Carolina
36. Jill Gillen	16 kills, 10 digs	11-1 at Georgia
37. Maggie Cartwright	14 kills, 15 digs	10-8 vs. Missouri
38. Maggie Cartwright	13 kills, 12 digs	10-20 at No. 12 Tennessee

Season Count: Head - 14, Hogue - 9, Gillen - 13, Cartwright - 2; Career Count: Head - 52, Hogue - 17, Gillen - 41, Cartwright - 14



MATCH-BY-MATCH LEADERS

OPPONENT	KILLS	ASSISTS	DIGS	BLOCKS	ACES
Michigan State	Gillen (14)	Hogue (32)	Head (12)	Cartwright/Evans/Gillen (5)	Hogue/Petties (2)
Tulsa	Gillen (15)	Hogue (37)	Gillen (14)	Petties (4)	Head (3)
No. 1 Wisconsin	Gillen (22)	Hogue (57)	Head (24)	Petties (4)	Head (4)
No. 1 Wisconsin	Gillen (15)	Hogue (31)	Gillen (13)	Cartwright/Evans (3)	Cartwright/Gillen/Head/Hogue (1)
Colorado State	Gillen (23)	Hogue (50)	Gillen (15)	Cartwright (5)	Jackson (4)
Michigan	Head (17)	Hogue (34)	Jackson (16)	Petties (4)	Cartwright/Hogue/Petties (2)
College of Charleston	Head (14)	Hogue (42)	Jackson (19)	Petties (3)	Cartwright/Gillen/Hogue (2)
Western Kentucky	Head (21)	Hogue (48)	Cartwright (25)	Petties (8)	Head (2)
Troy	Gillen (19)	Hogue (49)	Jackson (17)	Petties (6)	Hogue (5)
Buffalo	Cartwright (16)	Hogue (36)	Jackson (12)	Evans (3)	Gillen (4)
St. John's	Cartwright/Head (12)	Hogue (38)	Jackson (16)	Evans (8)	Gillen (3)
Bryant	Gillen/Head (13)	Hogue (39)	Jackson (9)	Ehize (4)	Gillen (4)
South Carolina	Gillen (15)	Hogue (35)	Head (18)	Petties (3)	Head (3)
Texas A&M	Gillen (19)	Hogue (44)	Head (13)	Evans (6)	Gillen/Head (2)
No. 24 Auburn	Head (10)	Hogue (31)	Jackson (16)	Petties (4)	Gillen/Head/Jackson/Lawson (2)
LSU	Gillen (15)	Hogue (38)	Head (14)	Evans (4)	Hogue (3)
Missouri	Gillen (15)	Hogue (47)	Head (16)	Evans (4)	Cartwright/Jackson (2)
Ole Miss	Cartwright (14)	Hogue (42)	Jackson (13)	Hogue/Petties (3)	Cartwright (5)
Alabama	Head (18)	Hogue (47)	Jackson (19)	Evans/Petties (6)	Gillen (5)
No. 12 Tennessee	Head (24)	Hogue (49)	Hogue (28)	Evans (6)	Hogue (2)
No. 20 Kentucky	Head (24)	Hogue (52)	Head (18)	Gillen (5)	Gillen (4)
South Carolina	Gillen (19)	Hogue (48)	Jackson (16)	Evans (9)	Lawson (4)
No. 19 Florida	Cartwright/Gillen (12)	Hogue (31)	Hogue (10)	Evans (5)	Jackson (3)
Georgia	Gillen (16)	Hogue (84)	Gillen (10)	Evans (3)	Cartwright/Lawson (1)

MATCH STAT LEADERS

KILLS	TOTAL BLOCKS
Gillen 14	Evans 12
Head 10	Petties 10
Cartwright 4	Cartwright 2
	Gillen 2
ASSISTS	Ehize 1
Hogue 24	Hogue 1
DIGS	ACES
Jackson 10	Gillen 8
Head 7	Head 7
Gillen 4	Hogue 7
Hogue 2	Cartwright 6
Cartwright 1	Jackson 4
	Lawson 3
	Petties 2

OF MATCHES WITH...

10+ KILLS	10+ ASSISTS
Head 23	Hogue 24
Gillen 21	
Cartwright 11	20+ ASSISTS
Petties 8	Hogue 24
20+ KILLS	30+ ASSISTS
Head 4	Hogue 24
Gillen 3	
30+ KILLS	40+ ASSISTS
	Hogue 12
10+ DIGS	
Jackson 20	
Gillen 15	
Head 14	
Hogue 9	
Cartwright 5	
20+ DIGS	
Jackson 2	
Head 2	
Hogue 1	
Cartwright 1	



WELCOME TO BARNHILL ARENA

Top Single-Match Attendance

1.	4,299	#1 Wisconsin	Aug. 30, 2023
2.	3,015	#13 Florida	Sept. 14, 2012
3.	2,740	#1 Wisconsin	Aug. 31, 2023
4.	2,349	South Carolina	Nov. 19, 2014
5.	2,067	Ole Miss	Oct. 13, 2023
6.	1,755	#19 Kentucky	Oct. 7, 2022
7.	1,751	Missouri	Oct. 8, 2023
8.	1,747	Texas A&M	Sept. 24, 2023
9.	1,717	Michigan State	Aug. 25, 2023
10.	1,672	Missouri	Oct. 2, 2013

Year-by-Year Attendance Totals

Year	# of Matches	Total	Avg.
1994	15	6,548	437
1995	13	6,194	477
1996	18	8,296	461
1997	15	8,101	540
1998	19	13,299	700
1999	14	6,315	451
2000	17	7,499	441
2001	11	5,794	527
2002	16	7,127	451
2003	11	5,683	517
2004	14	8,254	590
2005	14	9,365	669
2006	14	9,817	701
2007	16	10,919	682
2008	14	9,086	649
2009	14	10,316	737
2010	14	11,855	847
2011	14	12,903	922
2012	18	18,297	1,016
2013	15	13,047	870
2014	16	15,265	954
2015	15	14,697	980
2016	11	9,149	832
2017	13	12,919	994
2018	13	8,112	624
2019	12	7,596	633
2020	12	5,675	473
2021	12	10,590	882
2022	16	19,607	1,225
2023 (10/16)	12	22,680	1,890

HEAD COACH JASON WATSON | 8TH YEAR AT ARKANSAS (19TH OVERALL)



Jason Watson was named the third head coach of the University of Arkansas volleyball team on January 7, 2016, and has taken the program to historic heights ever since. He enters his eighth season with a 304-244 (.522) career record, 105-96 at Arkansas, and had led his teams to eight NCAA Tournament selections, the most recent in 2022.

Watson is coming off his best season yet at Arkansas in 2022. The Hogs began the year on a great note as they defeated the No. 8 Washington Huskies 3-1 at Barnhill Arena on Aug. 25. Arkansas won six of its next seven after that and re-entered the AVCA Coaches Poll for the first time in seven years on Sept. 13. The Razorbacks hosted No. 7 Georgia Tech later that week and took down the Yellow Jackets 3-1 for their highest ranked win since 2007. It marked the first time ever that Arkansas had two top 10 wins in a season, and surged the Hogs to No. 20 in the coaches poll, their highest ranking since 1999.

Arkansas continued to roll and finished the regular season 20-8, the team's second consecutive 20-win season. Their hard work paid off as the Razorbacks were selected for the NCAA Tournament for the first time since 2013, and the first time in Watson's tenure at Arkansas. The Hogs took down Utah State 3-0 in round one, their first NCAA win since 2005. They were defeated by the Oregon Ducks in round two, bringing the season record to 21-9.

The Razorbacks had two All-SEC selections in Jill Gillen and Taylor Head, and the pair was also named AVCA All-South Region. Head garnered AVCA All-America Honorable Mention status to round out postseason accolades. Both Gillen and Head had tremendous seasons for the Hogs. Gillen entered the top five in program career kills and currently sits in fourth with 1,548, while Head became the 18th member of the Arkansas 1,000-kill club on Nov. 25, 2022.

Setter Gracie Ryan concluded her Arkansas career in 2022 and finished with 3,470 assists, good for fourth in program history. She played 128 matches over her five seasons, the most of any player in the current scoring era, dating back to 2007.

Arkansas saw unprecedented fan support in 2022 as well with a new season ticket record, new total attendance record (19,607) and new average attendance record (1,225) over their 16 home matches at Barnhill Arena, statistics that both rank within the top 50 nationally.

The 2021 slate marked his first postseason appearance at Arkansas, as the team accepted a bid to the National Invitational Volleyball Championship (NIVC), in which the Hogs finished in the quarterfinals. The team posted a 20-11 overall record, its first 20-win season since 2012 and the most regular season wins since 2018. The Hogs led the SEC in service aces with 1.61 per set, and came within the top five in kills, assists, and digs.

Jillian Gillen and Courtney Jackson earned All-SEC and All-SEC Freshman Team honors and Gillen and Gracie Ryan landed on the AVCA All-South Region rosters, the second consecutive year in which Arkansas received spots on the lists. Gillen also received SEC Scholar-Athlete of the Year designation for the second time.

In his fifth season as skipper in the 2020-21 split season, Watson led the Razorbacks to 14 conference wins, the most for Arkansas since 2003. He was honored with his first-ever SEC Coach of the Year award as Gillen was named SEC Scholar-Athlete of the Year and 2020 freshman Taylor Head was named SEC Freshman of the Year. Gillen and Head also earned a spot on the All-SEC team and All-SEC Freshman Team respectively and went on to earn AVCA All-South Region recognition as well.

In 2019, the Razorbacks were predicted to finish two spots higher in the SEC than where they finished in 2018 - one could con-

tribute the improvement from the recognized incoming class that earned Highest Honorable Mention by PrepVolleyball.com. That freshman class went on to help Arkansas finish the 2019 season at 11-17, which included a three-match winning streak to close out the home slate, highlighted by five-set wins over Alabama and Ole Miss. Watson helped recruit and sign 2019 freshman Jillian Gillen, who led the league's freshmen in kills per set (3.74) and ranked seventh among all players. Gillen racked up multiple awards, including two SEC Freshman of the Week awards, SEC All-Freshman Team honors and a spot on the 2019 VolleyballMag.com All-Freshman Team.

In his second season, Watson oversaw a 10-win improvement from the previous year with the Razorbacks finishing the 2017 campaign with a 19-11 overall record and 9-9 mark in SEC play. Arkansas' 10 wins at Barnhill Arena marked the program's highest home-win total since 2012. Arkansas also finished the year at No. 47 in the final RPI rankings.

Individually, senior Pilar Victoria led the NCAA with 5.47 kills per set and 6.08 points per set in 2017 and earned AVCA All-America Honorable Mention and All-SEC honors. Additionally, she and setter Rachel Rippee collected AVCA All-South Region Honorable Mention accolades. Away from the court, the Razorbacks combined to earn a second-consecutive AVCA Academic Team award.

The Razorbacks matched their SEC output from the previous season with a 7-11 mark in league play during Watson's first year including six wins in their last nine matches of the year. Individually, senior Danielle Harbin emerged to finish third in the SEC with 4.22 kills per set on her way to AVCA All-South Region honors.

In eight years in Tempe, Ariz., Watson transformed ASU Volleyball from a perennial sub-.500 program into a postseason regular. In his last four seasons, the Sun Devils averaged more than 19 wins per season with four-consecutive bids to the NCAA Tournament. Watson also coached a pair of All-America performers, one in each of the past two seasons, for ASU's first national honorees since 2000.

Arizona State began the 2015 campaign with a 15-0 record and reached as high as No. 5 in the AVCA Top 25 poll. The Sun Devils also opened conference play with their best start in the Pac-10/12 era with four wins including the program's first win over Stanford in 15 years.

In 2014, ASU opened the season with six straight wins on the way to a 20-14 record. The Sun Devils were ranked in each AVCA regular season poll. Making its third straight trip to the NCAA Tournament, ASU defeated Texas A&M 3-1 to advance to the second round of the Tournament for the first time since 2006.

Watson led ASU to a 19-13 overall record in 2013 including a 3-0 upset of then-NCAA defending champion Texas. The Sun Devils started the season without dropping a set in their first seven matches. Making its second consecutive NCAA Tournament appearance, ASU dropped a five-set match to BYU in the first round.

In 2012, the Sun Devil squad opened with an 11-2 record, the best start since 1992. The Sun Devils finished with 20 wins - the most in a single season at ASU since 1993. The nine conference wins equaled the most since 2000. ASU made the program's 16th appearance in the NCAA Tournament and Watson became just the fifth coach from ASU to guide the Sun Devils to a NCAA postseason berth.

Watson arrived as the head coach at ASU in 2008. In 2013, he was also named head coach of the sand volleyball team when the sport was added to the athletics program.

In June 2015, Watson was selected by USA Volleyball to serve as the head coach of the U.S. Collegiate National Team on a six-match tour of China.

In his three seasons at the helm of the BYU program, Watson compiled a 74-18 (.804) overall record while leading BYU to three-straight NCAA Tournament appearances. During his first season as head coach, Watson was named Mountain West Conference Coach of the Year after leading his team to a 25-4 record, the program's best mark since 1998. In addition to leading BYU to the MWC regular-season title, Watson also helped lead the Cougars back to the NCAA Tournament.

In 2007, he led the Cougars to a 24-8 overall record and an Elite 8 finish in the NCAA Regional Final. His team also finished the year ranked 12th nationally, and at one point through the season, the Cougars held a rank as high as ninth in the country. No stranger to the best competition, Watson's teams have been ranked as high as eighth on RPI, showing the character and strength of the teams he builds. Never backing down from challenges are also another hall-mark trait of Watson-led teams.

Watson previously amassed 11 years as an assistant coach at four universities. After an All-American playing career at BYU, Watson coached for two years under his former coach, Carl McGown, before beginning his career in women's volleyball with extremely successful stints at Kansas State, Arkansas State, and Montana State.

Watson was a four-year starter at BYU from 1990-1994 and two-time captain. He graduated from BYU in 1995 with a degree in physical education and sports business management after leaving his native home of Homebush, Australia.

He and his wife, Larissa, have two sons and a daughter.



2023 TEAM MATCH HIGHS

KILLS		
69	vs. No. 1 Wisconsin	Aug. 30 (2-3)
ATTEMPTS		
195	at No. 12 Tennessee	Oct. 20 (3-1)
HITTING PERCENTAGE		
.435	vs. No. 24 Auburn	Sept. 27 (3-0)
ASSISTS		
67	vs. No. 1 Wisconsin	Aug. 30 (2-3)
ACES		
15	vs. Troy	Sept. 9 (3-1)
DIGS		
89	at No. 20 Tennessee	Oct. 20 (3-1)
TOTAL BLOCKS		
14.5	at Western Kentucky	Sept. 8 (3-2)

2023 INDIVIDUAL MATCH HIGHS

KILLS		
24	Taylor Head	Two times
23	Jill Gillen	Oct. 22
23	Taylor Head	Sept. 1
22	Jill Gillen	Aug. 30
ATTEMPTS		
65	Jill Gillen	Oct. 20
64	Jill Gillen	Two times
63	Taylor Head	Sept. 1
HITTING PERCENTAGE (at least 10 attempts)		
.727	Maggie Cartwright	Sept. 15
.643	Sania Petties	Sept. 15
.636	Sania Petties	Sept. 27
ASSISTS		
57	Hannah Hogue	Aug. 30
50	Hannah Hogue	Sept. 1
52	Hannah Hogue	Oct. 22
ACES		
5	Jill Gillen	Oct. 15
5	Maggie Cartwright	Oct. 13
5	Hannah Hogue	Sept. 9
4	Jill Gillen	Three times
4	Jada Lawson	Oct. 27
4	Courtney Jackson	Sept. 1
4	Taylor Head	Aug. 30
3	Taylor Head	Two times
3	Hannah Hogue	Oct. 4
3	Courtney Jackson	Sept. 9
3	Jill Gillen	Sept. 1
DIGS		
28	Hannah Hogue	Oct. 20
25	Maggie Cartwright	Sept. 8
24	Courtney Jackson	Sept. 8
24	Taylor Head	Aug. 30
BLOCK SOLOS		
3	Jill Gillen	Aug. 25
2	Zoi Evans	Two times
1	Zoi Evans	Six times
1	Maggie Cartwright	Four times
1	Jill Gillen	Three times
1	Sania Petties	Two times
1	Taylor Head	Oct. 4
1	Laura Ehieze	Sept. 16
BLOCK ASSISTS		
8	Sania Petties	Sept. 8
8	Zoi Evans	Oct. 29
6	Zoi Evans	Two times
6	Sania Petties	Two times
5	Zoi Evans	Five times
5	Maggie Cartwright	Three times
5	Jill Gillen	Two times
5	Hannah Hogue	Sept. 8
TOTAL BLOCKS		
9	Zoi Evans (1-8)	Oct. 27
8	Zoi Evans (2-6)	Sept. 15
8	Sania Petties (0-8)	Sept. 8
7	Sania Petties (1-6)	Sept. 9
6	Zoi Evans	Four times
6	Sania Petties (0-6)	Oct. 15

THE LAST TIME...

THE LAST TIME ARKANSAS...

Won a matchat No. 19 Florida, 10/29/23
Lost a matchat Georgia, 11/1/23
Won at homevs. Alabama, 10/15/23
Lost at homevs. No. 1 Wisconsin, 8/31/23
Won on the roadat No. 19 Florida, 10/29/23
Lost on the roadat Georgia, 11/1/23
Won 3-0at No. 19 Florida, 10/29/23
Lost 3-0at Georgia, 11/1/23
Won 3-0 at homevs. Ole Miss, 10/13/23
Lost 3-0 at homevs. No. 1 Wisconsin, 8/31/23
Won 3-0 on the roadat No. 19 Florida, 10/29/23
Lost 3-0 on the roadat Georgia, 11/1/23
Won in four setsat South Carolina, 10/27/23
Lost in four setsat Oregon (NCAAT), 12/3/22
Won in five setsat Western Kentucky, 9/8/23
Lost in five setsat No. 20 Kentucky, 10/23/23

Beat an SEC teamat No. 19 Florida, 10/29/23
Lost to an SEC teamat Georgia, 11/1/23
Beat a ranked teamat No. 12 Tennessee, 10/20/23

Had 70+ killsvs. Texas A&M (73), 10/19/22
Had 80+ kills
Had 90+ killsat Ole Miss (91), 10/9/98
Had 100+ killsvs. Tennessee (105), 10/6/00

Attempted 150+ attacksvs. Missouri (164), 10/8/23
Attempted 170+ attacksat No. 20 Kentucky (182), 10/22/23
Attempted 200+ attacksvs. Ole Miss (210), 10/5/18
Attempted 250+ attacksat Pacific (254), 11/28/98

THE LAST TIME A RAZORBACK...

Had 20+ killsTaylor Head (24) at No. 20 Kentucky, 10/22/23
Had 30+ killsJill Gillen (33) vs. Utah State, 9/3/21
Had 35+ killsPilar Victoria (35) vs. Ole Miss, 10/18/15
Had 40+ killsNever
Had 50+ assistsHannah Hogue (52) at No. 20 Kentucky, 10/22/23
Had 60+ assistsLindsay Scanlan (60) vs. Alabama, 10/9/09
Had 75+ assistsEvgeniya Rangelova (77) vs. Miami (OH), 9/9/00
Had 80+ assistsEvgeniya Rangelova (88) vs. Tenn, 10/6/00

Had 3 solo blocksJill Gillen vs. Michigan State, 8/25/23
Had 4 solo blocksDanielle Harbin vs. Kentucky, 11/9/16
Had 5 solo blocksJennifer Haaser at Georgia, 11/9/03

Had 20+ digsHannah Hogue (28) at No. 20 Kentucky, 10/22/23
Had 30+ digsOkiana Valle (33) at Alabama, 11/23/18
Had 40+ digsNever
Had 50+ digsNever

*not including neutral matches in "road" stats

WHAT HAPPENS WHEN...

Overall	20-4
SEC	10-2
Home	10-2
Away	6-2
Neutral	4-0
Vs Ranked Opponents	3-3

By Sets

Three Sets	11-2
Four Sets	7-0
Five Sets	2-2
Win First Set	18-2
Lose First Set	2-2
Win Second Set	13-0
Lose Second Set	7-4
Win First Two Sets	11-0
Lose First Two Sets	0-2
Split First Two Sets	9-2

Statistical

More Kills Than Opponent	19-0
Fewer Kills Than Opponent	1-4
Kills Are Tied	
More Digs Than Opponent	11-0
Fewer Digs Than Opponent	7-4
Digs Are Tied	2-0
More Blocks Than Opponent	14-0
Fewer Blocks Than Opponent	6-4
Blocks Are Tied	
More Aces Than Opponent	18-2
Fewer Aces Than Opponent	0-2
Aces Are Tied	2-0
Higher Hitting Pct	18-0
Lower Hitting Pct	2-4
Hitting Pct Tied	

Hitting Percentage

.400 Or Better	1-0
.300-.399	12-0
.200-.299	4-3
.100-.199	3-1
.000-.099	
Negative	

Opponent Hitting Percentage

.400 Or Better	
.300-.399	0-2
.200-.299	5-2
.100-.199	10-0
.000-.099	4-0
Negative	1-0

By Day

Tuesday	
Wednesday	2-2
Thursday	0-1
Friday	10-0
Saturday	2-0
Sunday	6-1

By Month

August	2-2
September	11-0
October	7-1
November	0-1
December	



SEASON/CAREER HIGHS

#1 AVERY CALAME | SO | OH

SEASON HIGHS

Hitting pct _____
 Kills _____
 Attempts _____
 Assists _____
 Digs _____
 Blocks _____
 Aces _____

CAREER HIGHS

Hitting pct .276 (11-3-29) vs. Texas A&M | 10-19-22
 Kills 11 vs. Texas A&M | 10-19-22
 Attempts 29 vs. Texas A&M | 10-19-22
 Assists 2 vs. Texas A&M | 10-19-22
 Digs 12 vs. Texas A&M | 10-19-22
 Blocks 1.0 (0-1) vs. Texas A&M | 10-19-22
 Aces 2 vs. Texas A&M | 10-19-22

#4 LILY DUDLEY | FR | OH

SEASON HIGHS

Hitting pct _____
 Kills _____
 Attempts _____
 Assists _____
 Digs _____
 Blocks _____
 Aces _____

CAREER HIGHS

Hitting pct _____
 Kills _____
 Attempts _____
 Assists _____
 Digs _____
 Blocks _____
 Aces _____

#8 LO JONES | FR | S

SEASON HIGHS

Hitting pct _____
 Kills _____
 Attempts _____
 Assists _____
 Digs _____
 Blocks _____
 Aces _____

CAREER HIGHS

Hitting pct _____
 Kills _____
 Attempts _____
 Assists _____
 Digs _____
 Blocks _____
 Aces _____

#2 JADA LAWSON | JR | OH

SEASON HIGHS

Hitting pct _____
 Kills _____
 Attempts _____
 Assists _____
 Digs 2, three times
 Blocks 2 vs. No. 24 Auburn | 9-27-23
 Aces 4 at South Carolina | 10-27-23

CAREER HIGHS

Hitting pct .400 (2-0-5) vs. Alabama St. | 9-2-22
 Kills 3 vs. Little Rock | 9-9-22
 Attempts 8 vs. Little Rock | 9-9-22
 Assists _____
 Digs 9 vs. Little Rock | 9-9-22
 Blocks 2 vs. No. 24 Auburn | 9-27-23
 Aces 4 at South Carolina | 10-27-23

#5 KYLIE WEEKS | SO | L

SEASON HIGHS

Hitting pct _____
 Kills _____
 Attempts _____
 Assists _____
 Digs 3, two times
 Blocks _____
 Aces _____

CAREER HIGHS

Hitting pct _____
 Kills _____
 Attempts _____
 Assists _____
 Digs 3, two times
 Blocks _____
 Aces _____

#9 ANIYA MADKIN | FR | OH

SEASON HIGHS

Hitting pct _____
 Kills _____
 Attempts _____
 Assists _____
 Digs _____
 Blocks _____
 Aces _____

CAREER HIGHS

Hitting pct _____
 Kills _____
 Attempts _____
 Assists _____
 Digs _____
 Blocks _____
 Aces _____

#3 SANIA PETTIES | JR | MB

SEASON HIGHS

Hitting pct .643 (9-0-14) vs. Buffalo | 9-15-23
 Kills 15 vs. Troy | 9-9-23
 Attempts 30 vs. No. 1 Wisconsin | 8-30-23
 Assists 3 vs. Buffalo | 9-15-23
 Digs 4, two times
 Blocks 8.0 (0-8) at Western Kentucky | 9-8-23
 Aces 2, three times

CAREER HIGHS

Hitting pct .765 (13-0-17) at Notre Dame | 8-27-22 (MSU)
 Kills 15 vs. Troy | 9-9-23
 Attempts 37 at LSU | 10-30-22 (Miss. St.)
 Assists 3, two times
 Digs 9 at LSU | 10-30-22 (Miss. St.)
 Blocks 8.0 (0-8) at Western Kentucky | 9-8-23
 Aces 3 vs. Houston | 9-9-22 (Miss. St.)

#7 TAYLOR HEAD | SR | OH

SEASON HIGHS

Hitting pct .471 (17-1-34) vs. Michigan | 9-3-23
 Kills 24, two times
 Attempts 63 vs. Colorado State | 9-1-23
 Assists 3 vs. Buffalo | 9-15-23
 Digs 24 vs. No. 1 Wisconsin | 8-30-23
 Blocks 4.0, two times
 Aces 4 vs. No. 1 Wisconsin | 8-30-23

CAREER HIGHS

Hitting pct .636 (7-0-11) vs. Louisiana Tech | 8-28-21
 Kills 24, two times
 Attempts 63 vs. Colorado State | 9-1-23
 Assists 3, three times
 Digs 24 vs. No. 1 Wisconsin | 8-30-23
 Blocks 5.0 (0-5) vs. Auburn | 10-9-21
 Aces 4 vs. No. 1 Wisconsin | 8-30-23

#10 JILL GILLEN | GR | OH

SEASON HIGHS

Hitting pct .538 (15-1-26) vs. Tulsa | 8-27-23
 Kills 23 at No. 20 Kentucky | 10-22-23
 Attempts 65 at No. 12 Tennessee | 10-20-23
 Assists 2, three times
 Digs 15, three times
 Blocks 5.0, three times
 Aces 5 vs. Alabama | 10-15-23

CAREER HIGHS

Hitting pct .714 (11-1-14) vs. Alabama St. | 9-2-22
 Kills 33 vs. Utah State | 9-3-21
 Attempts 84 vs. Ole Miss | 11-22-19
 Assists 4, two times
 Digs 20 vs. NC State | 9-20-19
 Blocks 6.0 (0-6) vs. Alabama | 11-20-22
 Aces 5, two times



SEASON/CAREER HIGHS

#11 MAGGIE CARTWRIGHT | GR | OH

SEASON HIGHS

Hitting pct .727 (16-0-22) vs. Buffalo | 9-15-23
 Kills 16 vs. Buffalo | 9-15-23
 Attempts 41 at No. 12 Tennessee | 10-20-23
 Assists 2 vs. Tulsa | 8-27-23
 Digs 25 at Western Kentucky | 9-8-23
 Blocks 5.0, seven times
 Aces 5 vs. Ole Miss | 10-13-23

CAREER HIGHS

Hitting pct .727 (16-0-22) vs. Buffalo | 9-15-23
 Kills 21 vs. Texas A&M | 10-19-22
 Attempts 48 vs. Texas A&M | 10-19-22
 Assists 4 at Georgia | 10-3-19
 Digs 25 at Western Kentucky | 9-8-23
 Blocks 7.0, two times
 Aces 5 vs. Ole Miss | 10-13-23

#15 COURTNEY JACKSON | JR | L

SEASON HIGHS

Hitting pct _____
 Kills _____
 Attempts 1 vs. Troy | 9-9-23
 Assists 9, two times
 Digs 24 at Western Kentucky | 9-8-23
 Blocks _____
 Aces 4 vs. Colorado State | 9-1-23

CAREER HIGHS

Hitting pct _____
 Kills 1, two times
 Attempts 1, 11 times
 Assists 9, three times
 Digs 29 vs. Mississippi State | 11-21-21
 Blocks _____
 Aces 5 vs. No. 8 Washington | 8-27-22

#19 OLIVIA RUY | FR | OH

SEASON HIGHS

Hitting pct _____
 Kills _____
 Attempts _____
 Assists _____
 Digs _____
 Blocks _____
 Aces _____

CAREER HIGHS

Hitting pct _____
 Kills _____
 Attempts _____
 Assists _____
 Digs _____
 Blocks _____
 Aces _____

#12 HAILEY SCHNEIDER | SR | OH

SEASON HIGHS

Hitting pct _____
 Kills _____
 Attempts _____
 Assists _____
 Digs _____
 Blocks _____
 Aces _____

CAREER HIGHS

Hitting pct _____
 Kills _____
 Attempts _____
 Assists _____
 Digs _____
 Blocks _____
 Aces _____

#17 SKYLAR ELLISON | SO | OH

SEASON HIGHS

Hitting pct _____
 Kills _____
 Attempts _____
 Assists _____
 Digs _____
 Blocks _____
 Aces _____

CAREER HIGHS

Hitting pct _____
 Kills _____
 Attempts _____
 Assists _____
 Digs _____
 Blocks _____
 Aces _____

#22 AVA ROTH | FR | L

SEASON HIGHS

Hitting pct _____
 Kills _____
 Attempts _____
 Assists _____
 Digs _____
 Blocks _____
 Aces _____

CAREER HIGHS

Hitting pct _____
 Kills _____
 Attempts _____
 Assists _____
 Digs _____
 Blocks _____
 Aces _____

#14 ROSANA HICKS | SO | OH

SEASON HIGHS

Hitting pct _____
 Kills _____
 Attempts _____
 Assists _____
 Digs _____
 Blocks _____
 Aces _____

CAREER HIGHS

Hitting pct _____
 Kills _____
 Attempts 4 vs. Alabama St. | 9-2-22
 Assists _____
 Digs _____
 Blocks 1.0 (0-1) vs. Alabama St. | 9-2-22
 Aces _____

#18 HANNAH HOGUE | JR | S

SEASON HIGHS

Hitting pct 1.000 (2-0-2), two times
 Kills 2, three times
 Attempts 6 vs. Alabama | 10-15-23
 Assists 57 vs. No. 1 Wisconsin | 8-30-23
 Digs 28 at No. 12 Tennessee | 10-20-23
 Blocks 5.0 (0-5) at Western Kentucky | 9-8-23
 Aces 5 vs. Troy | 9-9-23

CAREER HIGHS

Hitting pct 1.000 (2-0-2), two times
 Kills 2, two times
 Attempts 4 at St. John's | 9-15-23
 Assists 57 vs. No. 1 Wisconsin | 8-30-23
 Digs 28 at No. 12 Tennessee | 10-20-23
 Blocks 5.0 (0-5) at Western Kentucky | 9-8-23
 Aces 5 vs. Troy | 9-9-23

#23 LAURA EHIEZE | GR | MB

SEASON HIGHS

Hitting pct .333 (3-1-6) vs. Bryant | 9-16-23
 Kills 3 vs. Bryant | 9-16-23
 Attempts 3 vs. Bryant | 9-16-23
 Assists _____
 Digs _____
 Blocks 3.0 (1-3) vs. Bryant | 9-16-23
 Aces _____

CAREER HIGHS

Hitting pct _____
 Kills 10, four times (Georgia St.)
 Attempts 25, two times (Georgia St.)
 Assists 1, five times (Georgia St.)
 Digs 4 at Wofford | 9-16-22 (Georgia St.)
 Blocks 9 vs. App State | 10-1-21 (Georgia St.)
 Aces 1, two times (Georgia St.)

#44 ZOI EVANS | JR | MB

SEASON HIGHS

Hitting pct 1.000 (5-0-5) vs. No. 24 Auburn | 10-2-23
 Kills 7 vs. Alabama | 10-15-23
 Attempts 9 vs. Alabama | 10-15-23
 Assists _____
 Digs 2, two times
 Blocks 9.0 (1-8) at South Carolina | 10-27-23
 Aces _____

CAREER HIGHS

Hitting pct 1.000 (5-0-5) vs. No. 24 Auburn | 10-2-23
 Kills 7 vs. Alabama | 10-15-23
 Attempts 9 vs. Alabama | 10-15-23
 Assists 3 vs. South Carolina | 11-2-22
 Digs 2, three times
 Blocks 9.0 (1-8) at South Carolina | 10-27-23
 Aces _____



OVERALL SEASON STATISTICS



2023-24 Arkansas Women's Volleyball Combined Team Statistics All games

Page 1/1
as of Nov 02, 2023

Game Records

Overall	Conference	Home	Away	Neutral
20 - 4	10 - 2	10 - 2	6 - 2	4 - 0

Team Box Score

##	Player	SP	Attack					Set		Serve			RE	Dig		BS	Blocking					PTS
			K	K/S	E	TA	PCT	A	A/S	SA	SE	SA/S		DIG	DIG/S		BA	TOT/S	BLK/S	BE	BHE	
2	Lawson, Jada	38	0	0.00	1	1	-1.000	1	0.03	10	16	0.26	0	9	0.24	0	0	0	0.00	0	0	10.0
3	Petties, Sania	87	190	2.18	44	415	.352	7	0.08	10	16	0.11	0	25	0.29	2	71	73	0.84	3	0	237.5
5	Weeks, Kylie	22	0	0.00	0	1	.000	0	0.00	0	5	0.00	0	9	0.41	0	0	0	0.00	0	0	0.0
7	Head, Taylor	87	349	4.01	122	906	.251	22	0.25	29	27	0.33	26	274	3.15	2	42	44	0.51	4	2	401.0
10	Gillen, Jillian	87	358	4.11	119	954	.251	17	0.20	42	52	0.48	20	247	2.84	8	31	39	0.45	5	0	423.5
11	Cartwright, Maggie	87	239	2.75	64	600	.292	10	0.11	26	35	0.30	0	184	2.11	3	61	64	0.74	5	0	298.5
12	Schneider, Hailey	3	0	0.00	0	0	.000	0	0.00	0	2	0.00	0	0	0.00	0	0	0	0.00	0	0	0.0
15	Jackson, Courtney	87	0	0.00	1	5	-.200	91	1.05	27	24	0.31	23	329	3.78	0	0	0	0.00	0	3	27.0
18	Hogue, Hannah	87	17	0.20	5	63	.190	990	11.38	39	37	0.45	0	216	2.48	0	30	30	0.34	1	11	71.0
23	Ehizee, Laura	7	3	0.43	1	8	.250	0	0.00	0	0	0.00	0	2	0.29	1	4	5	0.71	0	1	6.0
44	Evans, Zoi	83	54	0.65	10	122	.361	0	0.00	0	0	0.00	0	12	0.14	10	84	94	1.13	1	0	106.0
ARKANSAS		87	1210	13.91	367	3075	.274	1138	13.08	183	214	2.10	77	1307	15.02	26	323	187.5	2.16	19	17	1,580.5
Opponents		87	979	11.25	435	2951	.184	938	10.78	77	186	0.89	183	1282	14.74	33	286	176	2.02	37	10	1,232.0

Team statistics

	ARK	OPP
ATTACK		
Kills	1210	979
Errors	367	435
Total Attacks	3075	2951
Attack Pct	.274	.184
Kills/Set	13.91	11.25
SET		
Assists	1138	938
Attempts	3015	2965
Assist Pct	.377	.316
Assists/Set	13.08	10.78
SERVE		
Aces	183	77
Errors	214	186
Attempts	2016	1688
Serve Pct	.894	.890
Aces/Set	2.10	0.89
SERVE RECEPTIONS		
Errors	77	183
Errors/Set	0.89	2.10
Attempts	1502	1802
Reception Pct	.949	.999
DEFENSE		
Digs	1307	1282
Digs/Set	15.02	14.74
BLOCKING		
Block solo	26	33
Block Assist	323	286
Total Blocks	187.5	176
Blocks/Set	2.16	2.02
Block Errors	19	37
Ball handling errors	17	10
ATTENDANCE		
Total	22680	12152
Dates/Avg Per Date	12/1890	8/1519
Neutral Site #/Avg	4/44	-
Current win streak	0	-
Home win streak	0	-

Team Results

Date	Opponent	Score	Score-by-set	Att.
08/25/2023	Michigan St.	W 3-0	25-19,25-16,25-10	1717
08/27/2023	Tulsa	W 3-0	25-19,25-11,25-19	1028
08/30/2023	Wisconsin	L 2-3	25-21,20-25,24-26,25-22,13-15	4299
08/31/2023	Wisconsin	L 0-3	22-25,16-25,17-25	2740
09/01/2023	Colorado St.	W 3-2	25-21,21-25,25-18,20-25,15-12	1324
09/03/2023	Michigan	W 3-0	25-16,25-17,25-23	1387
09/08/2023	vs Col. of Charleston	W 3-0	25-17,25-13,25-12	0
09/08/2023	at Western Ky.	W 3-2	25-22,17-25,20-25,22-15,12	2572
09/09/2023	vs Troy	W 3-1	25-14,22-25,25-22,25-16	0
09/15/2023	vs Buffalo	W 3-0	25-14,25-19,25-15	101
09/15/2023	at St. John's (NY)	W 3-1	19-25,25-16,25-17,25-21	523
09/16/2023	vs Bryant	W 3-0	25-19,25-11,25-19	73
* 09/22/2023	South Carolina	W 3-0	25-11,25-15,25-18	1653
* 09/24/2023	Texas A&M	W 3-1	25-23,21-25,25-18,25-16	1747
* 09/27/2023	Auburn	W 3-0	25-18,25-10,25-6	1374
* 10/04/2023	at LSU	W 3-0	25-20,25-19,25-20	502
* 10/08/2023	Missouri	W 3-1	25-15,19-25,25-16,25-22	1751
* 10/13/2023	Ole Miss	W 3-0	25-21,25-16,25-18	2067
* 10/15/2023	Alabama	W 3-1	25-10,25-13,23-25,25-13	1593
* 10/20/2023	at Tennessee	W 3-1	25-27,25-16,25-22,25-20	1989
* 10/22/2023	at Kentucky	L 2-3	25-16,16-25,22-25,25-19,10-15	2244
* 10/27/2023	at South Carolina	W 3-1	25-19,28-30,26-24,25-21	712
* 10/29/2023	at Florida	W 3-0	25-19,25-20,25-23	3023
* 11/01/2023	at Georgia	L 0-3	22-25,19-25,22-25	587



TEAM MATCH-BY-MATCH STATISTICS



2023-24 Arkansas Women's Volleyball

Team Match-by-Match

All games

Page 1/1
as of Nov 03, 2023

Date	Opponent	SP	Attack				Set			Serve				Recept			Blocking					BHE	POINTS	SCORE
			K	E	TA	PCT	A	TA	PCT	SA	SE	TA	PCT	RE	TA	PCT	DIG	BS	BA	BE	TOTAL			
08/25/2023	Michigan St.	3	41	9	100	.320	39	98	.398	6	9	73	.877	1	37	.973	48	3	14	2	10.0	0	57.0	3-0
08/27/2023	Tulsa	3	48	10	104	.365	46	101	.455	5	10	73	.863	1	40	.975	54	0	10	2	5.0	0	58.0	3-0
08/30/2023	Wisconsin	5	69	24	181	.249	67	182	.368	9	12	107	.888	2	99	.980	75	0	12	1	6.0	1	84.0	2-3
08/31/2023	Wisconsin	3	35	14	131	.160	35	121	.289	4	6	56	.893	5	70	.929	38	0	8	1	4.0	0	43.0	0-3
09/01/2023	Colorado St.	5	62	21	173	.237	61	175	.349	11	8	105	.924	4	90	.956	68	1	12	1	7.0	0	80.0	3-2
09/03/2023	Michigan	3	42	11	105	.295	39	100	.390	9	9	74	.878	5	48	.896	48	0	14	0	7.0	0	58.0	3-0
09/08/2023	vs Col. of Charleston	3	50	11	99	.394	45	98	.459	8	5	73	.932	1	41	.976	46	0	10	0	5.0	1	63.0	3-0
09/08/2023	at Western Ky.	5	61	31	171	.175	59	185	.319	4	11	102	.892	4	94	.957	88	1	27	0	14.5	4	79.5	3-2
09/09/2023	vs Troy	4	58	14	138	.319	54	130	.415	15	10	96	.896	5	73	.932	47	2	22	0	13.0	1	86.0	3-1
09/15/2023	vs Buffalo	3	49	11	96	.396	47	96	.490	7	5	73	.932	2	46	.957	44	2	6	0	5.0	0	61.0	3-0
09/15/2023	at St. John's (NY)	4	43	22	135	.156	43	133	.323	9	8	93	.914	5	71	.930	55	3	18	2	12.0	1	64.0	3-1
09/16/2023	vs Bryant	3	45	12	86	.384	44	86	.512	10	6	73	.918	4	50	.920	35	1	8	0	5.0	0	60.0	3-0
09/22/2023	South Carolina	3	47	14	124	.266	42	118	.356	8	11	73	.849	0	42	1.000	65	0	10	1	5.0	0	60.0	3-0
09/24/2023	Texas A&M	4	58	13	130	.346	49	124	.395	5	9	95	.905	5	71	.930	48	0	12	0	6.0	1	69.0	3-1
09/27/2023	Auburn	3	37	7	69	.435	35	70	.500	10	11	74	.851	2	25	.920	42	1	12	0	7.0	0	54.0	3-0
10/04/2023	at LSU	3	45	9	105	.343	41	101	.406	6	4	74	.946	5	51	.902	50	3	8	3	7.0	1	58.0	3-0
10/08/2023	Missouri	4	53	23	164	.183	50	154	.325	7	10	93	.892	3	67	.955	70	1	12	1	7.0	0	67.0	3-1
10/13/2023	Ole Miss	3	49	11	107	.355	47	106	.443	10	8	74	.892	3	54	.944	42	0	8	0	4.0	1	63.0	3-0
10/15/2023	Alabama	4	55	13	124	.339	52	121	.430	9	13	97	.866	3	52	.942	58	1	22	1	12.0	0	76.0	3-1
10/20/2023	at Tennessee	4	62	16	195	.236	60	187	.321	4	8	99	.919	1	84	.988	89	3	16	0	11.0	0	77.0	3-1
10/22/2023	at Kentucky	5	63	19	182	.242	58	174	.333	9	10	98	.898	3	91	.967	68	0	12	3	6.0	2	78.0	2-3
10/27/2023	at South Carolina	4	58	25	147	.224	53	144	.368	11	15	103	.854	5	84	.940	55	3	22	1	14.0	2	83.0	3-1
10/29/2023	at Florida	3	41	12	101	.287	36	99	.364	5	8	74	.892	3	51	.941	40	0	18	0	9.0	2	55.0	3-0
11/01/2023	at Georgia	3	39	15	108	.222	36	112	.321	2	8	64	.875	5	71	.930	34	1	10	0	6.0	0	47.0	0-3
Totals		87	1210	367	3075	.274	1138	3015	.377	183	214	2016	.894	77	1502	.949	1307	26	323	19	187.5	17	1580.5	
Opponents		87	979	435	2951	.184	938	2965	.316	77	186	1688	.890	183	1802	.898	1282	33	286	37	176.0	10	1232.0	

Team Averages

Sets Played	Kills per set	Assists per set	Service aces per set	Digs per set	Blocks per set	Points per set	Ball handling error per set	Reception errors per set
87	13.91	13.08	2.10	15.02	2.16	18.17	0.20	0.89

LAST TWO MATCHES

Official Volleyball Box Score

Arkansas vs Florida

October 29, 2023 at Gainesville, Fla.



Volleyball Box Score

2023-24 Women's Volleyball

Arkansas vs Georgia (11/01/2023 at Stegeman Coliseum)

Arkansas (19-3,9-1) -- 2

##	Arkansas	S	K	E	TA	Pct	Ass	SA	SE	RE	Dig	BS	BA	BE	BHE	Pts
10	Gillen, Jillian	3	12	3	38	.237	1	0	3	0	7	0	2	0	0	13.0
11	Cartwright, Maggie	3	12	4	23	.348	0	0	1	0	6	0	3	0	0	13.5
7	Head, Taylor	3	10	4	29	.207	1	0	2	1	9	0	2	0	0	11.0
3	Petties, Sania	3	6	1	8	.625	0	0	0	0	0	4	0	0	0	8.0
18	Hogue, Hannah	3	1	0	3	.333	31	1	0	0	10	0	2	0	2	3.0
2	Lawson, Jada	3	0	0	0	.000	0	1	2	0	0	0	0	0	0	1.0
15	Jackson, Courtney	3	0	0	0	.000	3	3	0	0	9	0	0	0	0	3.0
44	Evans, Zoi	3	0	0	1	.000	0	0	0	0	0	5	0	0	0	2.5
Totals		3	41	12	102	.284	36	5	8	3	41	0	18	0	2	55

TOTAL TEAM BLOCKS: 9.0

SIDEOUT PCT: 68.3%

POINT SCORING PCT: 43.2%

Team Attack By Set

Set	K	E	TA	Pct	GAME SCORES	1	2	3	Records:
1	14	1	30	.433	Arkansas (2)	25	25	25	19-3, 1-1
2	11	7	26	.154	Florida (0)	19	20	23	14-3, 6-3
3	16	4	46	.261					

Florida (14-3,6-3) -- 0

##	Florida	S	K	E	TA	Pct	Ass	SA	SE	RE	Dig	BS	BA	BE	BHE	Pts
18	Marin, Kennedy	3	11	5	29	.207	0	1	3	0	2	0	3	0	0	13.5
4	Victoria, Sofia	3	9	2	23	.304	0	0	0	0	5	0	0	0	0	9.0
0	Fitzpatrick, AC	3	6	7	23	-.043	0	0	2	2	2	0	1	1	0	6.5
10	Essix, Gabbi	3	6	0	10	.600	0	0	0	0	0	0	2	0	0	7.0
6	Okammar, Nnedi	3	4	3	10	.100	0	0	0	0	1	1	3	0	0	6.5
14	Muff, Kennedy	3	1	0	2	.500	31	1	1	0	7	0	1	0	0	2.5
3	Hoyle, Emerson	3	1	0	0	.000	1	0	0	0	1	0	0	0	0	0.0
7	Canaan, Emily	3	0	0	0	.000	1	1	0	2	6	0	0	0	0	1.0
8	Adams, Trinity	3	0	0	0	.000	1	0	1	0	6	0	0	0	0	0.0
15	Gravlee, Madi	3	0	0	0	.000	0	0	0	0	0	0	0	0	0	0.0
23	McKissack, Elli	3	0	0	0	.000	3	0	5	0	12	0	0	0	0	0.0
Totals		3	37	17	97	.206	37	3	12	5	42	1	10	1	0	46

TOTAL TEAM BLOCKS: 6.0

SIDEOUT PCT: 56.8%

POINT SCORING PCT: 31.7%

Team Attack By Set

Set	K	E	TA	Pct	Site: Exactech Arena (Gainesville, Fla.)	Date: 10/29/2023 - Attendance: 3023 - Time:
1	13	4	25	.360	Referees: Suzanne Lowry; Brad Aaberg; Jeff Herrick; John Bear;	
2	7	7	28	.000		
3	17	6	44	.250		

Official Volleyball Box Score

Arkansas vs Florida

October 29, 2023 at Gainesville, Fla.




Arkansas (19-3,9-1) -- 2

##	Arkansas	S	K	E	TA	Pct	Ass	SA	SE	RE	Dig	BS	BA	BE	BHE	Pts
10	Gillen, Jillian	3	12	3	38	.237	1	0	3	0	7	0	2	0	0	13.0
11	Cartwright, Maggie	3	12	4	23	.348	0	0	1	0	6	0	3	0	0	13.5
7	Head, Taylor	3	10	4	29	.207	1	0	2	1	9	0	2	0	0	11.0
3	Petties, Sania	3	6	1	8	.625	0	0	0	0	0	4	0	0	0	8.0
18	Hogue, Hannah	3	1	0	3	.333	31	1	0	0	10	0	2	0	2	3.0
2	Lawson, Jada	3	0	0	0	.000	0	1	2	0	0	0	0	0	0	1.0
15	Jackson, Courtney	3	0	0	0	.000	3	3	0	0	9	0	0	0	0	3.0
44	Evans, Zoi	3	0	0	1	.000	0	0	0	0	0	5	0	0	0	2.5
Totals		3	41	12	102	.284	36	5	8	3	41	0	18	0	2	55

Arkansas

2	Lawson, Jada	■	■	■	■	3	12	3	38	.237	1	0	3	0	7	0	2	0	0	0	0	0	0	0	0	0	13.0
3	Petties, Sania	■	■	■	■	3	5	1	13	.385	0	2	0	0	0	0	0	0	0	0	0	0	0	0	0	0	13.5
7	Head, Taylor	■	■	■	■	3	7	6	30	.633	1	0	12	917	31	1	969	9	3	0	0	0	0	0	0	0	8.5
10	Gillen, Jillian	■	■	■	■	3	16	7	42	.214	1	1	8	125	0	1	10	90	18	2	0	0	0	0	10	1	17.0
11	Curtwright, Maggie	■	■	■	■	3	9	2	19	.368	0	5	0	0	0	1	3	8	625	2	0	0	0	4	2	1	11.0
15	Jackson, Courtney	■	■	■	■	3	1	0	0	.000	0	11	0	0	0	1	10	90	14	1	933	5	0	0	0	0	0.0
18	Hogue, Hannah	■	■	■	■	3	1	1	3	.333	34	84	405	2	13	846	0	0	0	0	0	0	0	6	1	0	1.0
23	Ehlers, Laura	■	■	■	■	3	1	0	0	.000	0	0	0	0	0	0	0	0	0	0	0	0	0	0	0	0	0.0
44	Evans, Zoi	■	■	■	■	2	1	0	1	1.000	0	1	0	0	0	0	0	0	0	0	0	0	0	0	3	0	2.5
	TEAM					2	1	0	1	1.000	0	1	0	0	0	0	0	0	0	0	0	0	0	0	3	0	0.0
Totals						3	39	15	108	222	36	112	321	2	8	64	875	66	5	930	34	1	10	0	0	0	47.0

2023 RAZORBACK VOLLEYBALL ROSTER

**1 AVERY CALAME**


So. | OH | 5-11 | McKinney, Texas

**2 JADA LAWSON**

Jr. | OH | 5-7 | North Little Rock, Ark.

**3 SANIA PETTIES**


Jr. | MB | 6-1 | Houston, Texas

**4 LILY DUDLEY**

Fr. | OH | 5-11 | Columbia, Mo.

**5 KYLIE WEEKS**

So. | L | 5-6 | Elkhorn, Neb.

**7 TAYLOR HEAD**


Sr. | OH | 5-10 | Winter Garden, Fla.

**9 ANIYA MADKIN**

Fr. | OH | 6-2 | Clinton, Miss.

**8 LO JONES**

Fr. | S | 5-9 | Carl Junction, Mo.

**10 JILLIAN GILLEN**

Gr. | OH | 5-7 | Stillwell, Kan.

**11 MAGGIE CARTWRIGHT**

Gr. | OH | 5-11 | Kimberly, Wis.

**12 HAILEY SCHNEIDER**

Sr. | L | 5-9 | Denton, Texas

**14 ROSANA HICKS**

Jr. | OH | 6-1 | Fayetteville, Ark.

**15 COURTNEY JACKSON**

Jr. | L | 5-9 | Olathe, Kan.

**17 SKYLAR ELLISON**

So. | MB | 6-1 | Aledo, Texas

**18 HANNAH HOGUE**

Jr. | S | 5-8 | Fort Smith, Ark.

**19 OLIVIA RUY**

Fr. | OH | 6-2 | Salt Lake City, Utah

**22 AVA ROTH**

Fr. | L | 5-6 | Festus, Mo.

**23 LAURA EHIEZE**

Gr. | MB | 6-0 | Houston, Texas

**44 ZOI EVANS**

Jr. | MB | 6-4 | Tampa, Fla.

