



2023-24 TIGER BASKETBALL MEMPHIS

ATHLETICS COMMUNICATIONS CONTACT/INFO:

Kirk Downs

Cell: (662) 322-3275

Email: kcdowns@memphis.edu

RV/23 MEMPHIS (4-0) VS. 20/RV ARKANSAS (3-1)

NOV. 23 • 4 P.M. CT • IMPERIAL ARENA (3,500) • PARADISE ISLAND, BAHAMAS

BY THE NUMBERS...

5-1

With the win at Missouri earlier this month, Memphis is now 5-1 against the SEC the last two seasons. The only defeat came at #4 Alabama (91-88) last December. The Tigers are 7-1 against Power Five programs the last two years. Over that same stretch, the rest of the AAC is 11-20 against P5 teams with Houston, UCF and Cincinnati owning eight of those 11 victories.

104-10

Memphis' record since 2010-11 when holding opponents to 36.0 percent shooting or less; the Tigers limited Missouri to 31.6 percent last week and then held Alabama State to 31.4 percent on Friday. They have won 18-straight games when holding opponents to 36.0 percent or less, with the last loss coming at Ole Miss on Dec. 4, 2021.

6

Jordan Brown is one of just six active players in Division I that has 1400 points, 700 rebounds and 100 blocks for their career.

2019

Ashton Hardaway's 5 three-pointers was the best 3-point show by a Memphis freshman since Boogie Ellis in 2019. He hit 6 vs. Illinois-Chicago.

2003

Though separated by only 300 miles, Memphis and Arkansas will be meeting for the first time in two decades on Thanksgiving. The Tigers and Hogs haven't played since Jan. 2, 2003 when Memphis earned a 72-67 victory in Fayetteville.

22

Memphis was outrebounded by Michigan, 50-28, on Wednesday. It marked the first time since at least 2010-11 that the Tigers have been outrebounded by 22 or more in a winning effort.

SETTING THE SCENE

- The Memphis men's basketball team gears up for a hearty Thanksgiving feast against longtime rival No. 20 Arkansas in the semifinals of the Battle 4 Atlantis. Game time is set for 4 p.m. on ESPN.
- Memphis (4-0) is coming off a 71-67 win over Michigan in the opening round.
- Freshman **Ashton Hardaway** had a coming out party on national television with a career-high 17 points to lead a trio of Tigers in double figures.
- In 18 minutes of action, he shot 6-of-9 overall and connected on five three-pointers, despite entering the night with only 2 career points through three games.
- The team's leading scorer and rebounder **David Jones** struggled much of the night, but finished with 11 points, four rebounds, two assists and knocked down six crucial free throws in the final minute to seal the win.
- Caleb Mills** added 10 points, four rebounds and put a Michigan defender on his back with a crossover in the first half that is likely to be talked about the rest of the season.
- Point guard **Jahvon Quinerly** nearly posted a double-double with nine points and a season-high eight assists.
- With head coach **Penny Hardaway** on the sideline for the first time in 2023-24, the Tigers put on a defensive show that had not been showcased this season.
- They held Michigan, a team putting up 91.5 points per game entering the night, to 24.5

TIGERS ON TV/RADIO/WEB

Broadcast: ESPN (Kevin Fitzgerald, pxp; Andraya Carter, analyst)

Radio: 98.9 THE ROAR OF MEMPHIS (Jeff Brightwell, pxp; Matt Dillon, color analyst)

SCHEDULE/RESULTS (4-0, 0-0 AMERICAN)

EXHIBITION PLAY

10.29	LANE COLLEGE (EXH.)	W 106-49
11.2	LEMOYNE-OWEN (EXH.)	W 104-63

NOVEMBER (3-0)

6	JACKSON STATE (ESPN+)	W 94-77
10	at Missouri (SECN)	W 70-55
17	ALABAMA STATE (ESPN+)	W 92-75.
22	(1) vs. Michigan (ESPN2)	W 71-67
23	(1) vs. #20 Arkansas	4:00 p.m.
24	(1) vs. #14 UNC or Villanova	TBD

DECEMBER (0-0)

2	at Ole Miss (ESPN2)	1:00 p.m.
6	at VCU	6:00 p.m.
10	at Texas A&M (ESPN2)	3:30 p.m.
16	CLEMSON (ESPN+)	2:00 p.m.
19	VIRGINIA (ESPN2)	6:00 p.m.
23	VANDERBILT (CBS)	3:00 p.m.
30	AUSTIN PEAY (ESPN+)	6:00 p.m.

JANUARY (0-0)

4	at Tulsa* (ESPN+)	7:00 p.m.
7	SMU* (ESPN)	4:00 p.m.
10	UTSA* (ESPN+)	7:00 p.m.
14	at Wichita State* (ESPN2)	Noon
18	SOUTH FLORIDA* (ESPN/2)	6:00 p.m.
21	at Tulane* (ESPN)	2:00 p.m.
28	at UAB* (ESPN)	4:00 p.m.
31	RICE* (ESPN+)	7:00 p.m.

FEBRUARY (0-0)

3	WICHITA STATE* (CBS)	Noon
8	at Temple* (ESPN2)	6:00 p.m.
11	TULANE* (ESPN2/U)	1:00 p.m.
15	at North Texas* (ESPN+)	7:00 p.m.
18	at SMU* (ESPN)	2:00 p.m.
21	CHARLOTTE* (ESPN+)	7:00 p.m.
25	FLORIDA ATLANTIC* (ESPN)	1:00 p.m.
29	at East Carolina* (ESPN2)	6:00 p.m.

MARCH (0-0)

3	UAB* (ESPN2)	4:30 p.m.
9	at Florida Atlantic* (CBS)	11:00 a.m.
13-17	(2) AAC Championship	TBD
Home games in blue CAPS		All times CT

* American Athletic Conference game

(1) Battle 4 Atlantis (Imperial Arena; Nassau, Bahamas)

(2) AAC Tournament (Dickies Arena; Fort Worth, Texas)

MEMPHIS TIGERS



2023-24 Record	4-0
2023-24 AAC Record	0-0
Ranking (AP/Coaches)	RV/23
NCAA Net (22-23)	22
Last Game	(11/22) W, 71-67 vs. Michigan
Head Coach	Penny Hardaway
Career Record	111-52 (6th Season)
Record at School	111-52 (6th Season)
Leading Scorer	David Jones (14.5 ppg)
Leading Rebounder	David Jones (6.5 rpg)
Leading Assists	Jahvon Quinerly (5.3 apg)

ARKANSAS RAZORBACKS



2023-24 Record	4-1
2023-24 SEC Record	0-0
Ranking (AP/Coaches)	20/RV
NCAA NET (22-23)	20
Last Game	(11/22) W, 77-74 vs. Stanford (2ot)
Head Coach	Eric Musselman
Career Record	209-77 (9th Season)
Record at School	99-43 (5th Season)
Leading Scorer	Tramon Mark (16.6 ppg)
Leading Rebounder	Trevon Brazile (8.6 rpg)
Leading Assists	El Ellis/Davonte Davis (3.0 apg)

2023-24 MEMPHIS NUMERICAL ROSTER

NO	NAME	POS	HT	WT	YR	EXP	HOMETOWN / LAST SCHOOL
0	Jonathan Pierre	F	6-9	210	Jr.	TR	Hallandale, Fla. / Nova Southeastern (DII)
1	Jayhlon Young	G	6-2	175	R-Jr.	TR	Dallas, Texas / UCF
2	Nick Jourdain	F	6-9	220	Jr.	TR	Clifton, N.J. / Temple
3	Jordan Brown	C	6-11	225	R-Sr.	TR	Roseville, Calif. / Louisiana
4	Ashton Hardaway	F	6-8	210	Fr.	HS	Carson, Calif. / Sierra Canyon School
5	Carl Cherenfant	G	6-5	195	Fr.	HS	Pompano Beach, Fla. / Calvary Christian Academy
8	David Jones	F	6-6	210	Sr.	TR	Santo Domingo, Dominican Republic / St. John's
9	Caleb Mills	G	6-5	185	5th	TR	Arden, N.C. / Florida State
10	Jaykwon Walton	G	6-7	206	Sr.	TR	Columbus, Ga. / Wichita State
11	Jahvon Quinerly	G	6-1	175	5th	TR	Hackensack, N.J. / Alabama
15	Noah Stansbury	G	6-0	170	R-Jr.	TR	Bowling Green, Ky. / Western Kentucky
20	Joe Cooper	G	6-1	180	R-Jr.	JC	Memphis, Tenn. / Northwest Mississippi CC
23	Malcolm Dandridge	F	6-9	260	Gr.	4L	Memphis, Tenn. / East HS
25	Jayden Hardaway	G	6-5	207	Gr.	4L	Memphis, Tenn. / IMG Academy
30	JJ Taylor	F	6-8	180	Fr.	HS	Chicago, Ill. / San Ysidro HS

COACHING & SUPPORT STAFF

Head CoachAnfernee "Penny" Hardaway (6th Season)	Director of ScoutingJordan VerHulst (3rd Season)
Assistant CoachRick Stansbury (1st Season)	Director of Analytics Andy Pennington (1st Season)
Assistant CoachFaragi Phillips (2nd Season)	Director of RecruitingJeremy Kipness (3rd Season)
Assistant CoachAndy Borman (2nd Season)	Head Strength Coach Darby Rich (1st Season)
Assistant Coach/Dir. of Player Dev. Jamie Rosser (1st Season)	Athletic TrainerDarrell Turner (3rd Season)
Chief of StaffDwight Boyd (6th Season)	Equipment ManagerPeter Warden (1st Season)
Director of Basketball OperationsGarrett Kelly (2nd Season)	Special Assistant to the Head Coach ...Demetrius Dyson (2nd Season)

PRONUNCIATION GUIDE

JAYHLON Young.....JAY-LUHN	JAYKWON Walton.....JAY-KWON
Nick JOURDAIN.....JOR-DANE	JAHVON Quinerly.....JUH-VON
Carl CHERENFANT.....SHARE-IN-FONT	FARAGI Phillips.....FUH-RAH-GEE (like the letter G)

POLL TRACKER

Poll	Associated Press	Coaches
Preseason	RV	RV
Nov. 13	RV	RV
Nov. 20	RV	23
Nov. 27	-	-
Dec. 4	-	-
Dec. 11	-	-
Dec. 28	-	-
Dec. 25	-	-
Jan. 1	-	-
Jan. 8	-	-
Jan. 15	-	-
Jan. 22	-	-
Jan. 29	-	-
Feb. 5	-	-
Feb. 12	-	-
Feb. 19	-	-
Feb. 26	-	-
March 4	-	-
March 11	-	-
March 18	-	-
Final	-	-

Notes:

- Memphis has been ranked in the AP Poll 23 times in the preseason, 17 times in the final poll, and for 312 total weeks
- Memphis broke into the top-25 last season at No. 24 heading into the NCAA Tournament after defeating No. 1 Houston to win the AAC title.

MEMPHIS/OPP COMPARISON & MEMPHIS IN 2023-24 AAC/NCAA STATISTICS

Statistic	Memphis (as of 11/22)	AAC	NCAA	#20 Arkansas
Record	4-0			4-1
Conference Record	0-0			0-0
NCAA NET	-			-
KenPom.com	27			35
Scoring Offense	81.8	3rd	56th	82.8
Scoring Defense	68.5	8th	166th	71.2
Scoring Margin	+13.3	5th	87th	+11.6
Field Goal Percentage	.476	4th	75th	.444
Field Goal Pct. Defense	.367	2nd	34th	.409
3-Point Field Goal Pct.	.402	3rd	33rd	.330
3-Point FG Pct. Defense	.309	9th	140th	.345
Free Throw Percentage	.667	14th	245th	.697
Rebounding Offense	39.8	4th	47th	41.4
Rebounding Defense	41.0	10th	210th	36.6
Rebounding Margin	-1.2	7th	112th	+4.8
Assists per Game	15.0	4th	79th	11.8
Steals per Game	9.5	5th	54th	6.0
Blocks per Game	6.3	2nd	34th	7.2

MEMPHIS/OPP SERIES INFORMATION

Overall SeriesARK leads 11-10	Hardaway vs. Arkansas0-0
Home.....MEM leads 6-4	- First meeting since 2003
Away.....ARK leads 5-1	- Was 2-1 against the Hogs in college
Neutral.....MEM leads 3-2	- Beat #5 UA in reg season, #9 UA in R32 NCAAT (92)
StreakMemphis W1	Musselman vs. Memphis0-0
Last MEM win ..Jan. 2, 2003 (72-67) last meeting	- Was assistant for Memphis Grizzlies (04-06)

points below its season average. The 18 turnovers from the Wolverines are a season high and their 39.3-percent mark from the field was a season low. They held Michigan scoreless for multiple four-minute-long periods in the first 20 minutes and forced 13 of the 18 miscues.

- The Tigers scored 21 points off those turnovers and led by as many as 16 in the second half.
- Memphis took advantage of a sputtering Wolverine offense and closed the first half on a 17-6 run to go into the locker room up 37-25.
- Michigan (3-2) stormed back in the second half, cutting it to a two-point deficit with 9.1 seconds to play, but Jones scored the last nine points to keep the Tigers in front.
- The Wolverines got 18 points and seven rebounds from Olivier Nkamhoua, while Nimari Burnett totaled 16 points and nine rebounds.
- This week marks Memphis' second time participating in the Battle 4 Atlantis, as the Tigers took home a 7th-place finish in 2012 after defeating Northern Iowa, 52-47, in the final game. The Tigers are 1-2 overall in the event.
- Memphis was scheduled to participate in the B4A in 2020, but the tournament was canceled due to COVID-19.
- Depending on the result of Thursday's semifinal game in the Bahamas, Memphis will face either No. 14 North Carolina or Villanova. In result of a win, tip-off will be at 2:30 p.m. CT on ESPN for the title. If Arkansas wins Thursday, Memphis will play at Noon CT on ESPN2.
- Memphis is the reigning American Athletic Conference champion after finishing last season 26-9 overall and 13-5 in league play.
- However, **Penny Hardaway's** Tigers are replacing 13 players, including two all-conference first team members, from that squad.
- The sixth-year head coach hit the transfer portal hard in the offseason and brought in a wealth of experience with 10 transfers.
- The Tigers were picked to finish second in the 2023-24 American Athletic Conference Preseason Coaches Poll, just behind 2023 Final Four participant and league newcomer, Florida Atlantic.

HOME COURT ADVANTAGE

- The Tigers have won 21 of their last 23 games at FedExForum and are 71-11 at home under head coach **Penny Hardaway**.
- The last two losses at home have been by a combined three points - Tulane (1), #1 Houston (2).
- Six of the 11 defeats in Hardaway's tenure have finished as one-possession games.

TIGERS IN PARADISE

- This week marks Memphis' second time participating in the Battle 4 Atlantis, as the Tigers took home a 7th-place finish in 2012.
- No. 19 Memphis lost to VCU (78-65) and then Minnesota (84-75) before defeating Northern Iowa, 52-47, in the final game.
- The Tigers were supposed to participate in 2020 but the tournament was canceled due to COVID.

MR. JONES

- Entering the week, **David Jones** has been nearly unstoppable his first three games as a Tiger.
- The St. John's transfer is averaging 15.7 points and 7.3 rebounds while shooting 10-19 from long distance (.526).
- He recorded back-to-back double-doubles at Missouri (10-10) and vs. Jackson State (22-10) for just the second time in his career.
- He is one of only three players in D-I averaging at least 15.0 ppg and 7.0 rpg with 10+ made three-pointers.
- David was named to the AAC Weekly Honor Roll for his 22-point, 10-rebound and 3-steal effort against Alabama State. It is his first-career weekly award as a Tiger.

BROWN'S COMPANY

- **Jordan Brown** is one of just six active players in Division I that has 1400 points, 700 rebounds and 100 blocks for their career.
- Joining the big man on the list is Armando Bacot (UNC), Hunter Dickinson (Kansas), Zach Edey (Purdue), Johni Broome (Auburn) and Josh Oduro (Providence).

JQ IN HIS BAG

- With his vintage performance at Missouri, **Jahvon Quinerly** is one of only four players in Division I this season to have a single-game stat line of at least 18 points, eight rebounds, five assists and three steals.
- His 70.0-percent mark from the floor (7-10) is the highest mark of the group.
- It marks the first time in his career that Quinerly has put up those numbers in a game.

PENNY VS. THE SEC

- In Penny's six seasons at the helm of the Tigers, Memphis is 9-7 against SEC opposition.
- In the last two seasons, however, the Tigers are 5-1 overall against the SEC with the only loss a 91-88 defeat at Alabama last season.
- Memphis will get at least three more games against the SEC this season (@Ole Miss, @Texas A&M and vs. Vanderbilt) with a potential fourth game against Arkansas in the Bahamas.

TIGER DEFENSE

- Defense has been a staple under Penny Hardaway, with his teams always ranking near the top of the nation in defensive categories.
- In his six seasons when Memphis has held an opponent to 60 points or less, the Tigers are 40-3.
- They have won 20-straight games in the stretch.
- His defense this season ranks 2nd in the AAC in field goal percentage (35.9), blocked shots (5.67) and third in steals (9.7).

50 A MAGIC NUMBER

- Shooting better than 50.0 percent in games seems to be a great indicator of success for the T Tigers in recent years.
- The Tigers have won 57 of the last 58 games when shooting better than 50.0% from the floor.
- That stretch includes a streak of 47-straight

TIGERS BY SITUATION

Category	'23-24	'22-23	'21-22
All Games	4-0	26-9	22-11
Conference Games	0-0	13-5	13-5
Non-Con/Postseason	0-0	10-4	9-6
Home	2-0	13-2	13-2
Away	1-0	7-5	5-6
Neutral Site	1-0	6-2	4-3
vs. Ranked/RV Opp.	2-0	2-4	5-4
vs. Unranked Opp.	0-0	24-5	17-7
Winning the Tip	3-0	17-5	18-9
Losing the Tip	1-0	9-4	4-2
Scoring First	2-0	18-5	15-7
Opponent Scores First	2-0	8-4	7-4
Leading at Halftime	3-0	23-3	19-5
Trailing at Halftime	1-0	1-5	2-6
Tied at Halftime	0-0	2-1	1-0
Leading with 5:00 to Play	4-0	24-3	20-5
Trailing with 5:00 to Play	0-0	2-5	2-6
Tied with 5:00 to Play	0-0	0-1	0-0
in Overtime	0-0	0-2	0-0
Games Decided by 1-3 Pts	0-0	3-6	2-4
Games Decided by 4-10 Pts	1-0	12-3	6-4
Games Decided by 11+ Pts	3-0	11-0	14-3
Shooting 50% or Higher	2-0	14-1	9-1
Shooting 40-49%	2-0	9-7	12-7
Shooting Less Than 40%	0-0	3-1	1-3
Opp. Shooting 50% or Higher	0-0	1-1	0-2
Opp. Shooting 40-49%	1-0	12-7	6-8
Opp. Shooting Less Than 40%	3-0	13-1	16-1
Make More 3FG Than Opp.	4-0	5-2	5-0
Make Fewer 3FG Than Opp.	0-0	15-7	13-9
3FG Made Are Even	0-0	6-0	4-2
Attempt More FT Than Opp.	2-0	14-3	14-4
Attempt Fewer FT Than Opp.	2-0	10-6	7-7
FT Attempts Are Even	0-0	2-0	1-0
More Rebounds Than Opp.	2-0	15-5	19-6
Fewer Rebounds Than Opp.	2-0	9-4	3-3
Rebounds Are Even	0-0	2-0	0-2
More Assists Than Opp.	3-0	19-2	17-4
Fewer Assists Than Opp.	1-0	4-7	2-6
Assists Are Even	0-0	3-0	3-1
Commit More TOs Than Opp.	1-0	7-2	15-7
Commit Fewer TOs Than Opp.	3-0	16-6	6-4
Turnovers Are Even	0-0	3-1	1-0
More Bench Points Than Opp.	3-0	12-4	13-8
Fewer Bench Points Than Opp.	1-0	14-5	7-2
Bench Points Are Even	0-0	0-0	2-1
Scoring 100+ Points	0-0	0-1	0-0
Scoring 90-99 Points	2-0	4-0	3-0
Scoring 80-89 Points	0-0	11-5	9-1
Scoring 70-79 Points	2-0	5-0	6-4
Scoring 60-69 Points	0-0	6-3	4-3
Scoring Fewer Than 60 Points	0-0	0-0	0-3
Allowing 100+ Points	0-0	0-1	0-0
Allowing 90-99 Points	0-0	0-4	0-0
Allowing 80-89 Points	0-0	3-0	2-3
Allowing 70-79 Points	2-0	8-2	3-7
Allowing 60-69 Points	1-0	9-2	12-1
Allowing Fewer Than 60 Points	1-0	6-0	5-0
Following a Win	3-0	16-9	18-5
Following a Loss	0-0	8-0	4-5

MISCELLANEOUS STATS

10+ Point Games	2023-24	2022-23	Career
Mills	3	25	68
Quinerly	2	17	65
Brown	2	31	64
Jones	4	25	51
Walton	3	21	24
Jourdain	-	9	16
Dandridge	1	1	9
J. Hardaway	-	4	5
Young	-	4	4
A. Hardaway	1	-	1

20+ Point Games	2023-24	2022-23	Career
Brown	-	15	25
Mills	-	2	13
Jones	1	3	11
Quinerly	-	4	11
Walton	-	6	6
Jourdain	-	-	1

30+ Point Games	2023-24	2022-23	Career
Brown	-	2	4
Jones	-	-	1

10+ Rebound Games	2023-24	2022-23	Career
Brown	-	10	22
Jones	2	7	14
Walton	-	3	3
Jourdain	-	1	3
Dandridge	-	-	1
Young	-	1	1

10+ Assist Games	2023-24	2022-23	Career
Quinerly	-	-	1

Double-Doubles	2023-24	2022-23	Career
Brown	-	10	20
Jones	2	-	4
Walton	-	3	3
Jourdain	-	1	2
Dandridge	-	-	1
Young	-	1	1

Games Led UofM in Scoring	2023-24	2022-23	Career
Dandridge	-	-	2
Walton	1	-	1
Quinerly	1	-	1
Jones	1	-	1
A. Hardaway	1	-	1

Games Led UofM in Rebounding	2023-24	2022-23	Career
Dandridge	-	2	4
Jones	2	-	2
Mills	1	-	1

Games Led UofM in Assists	2023-24	2022-23	Career
Quinerly	4	-	4

Games Led UofM in Steals	2023-24	2022-23	Career
Dandridge	1	2	14
J. Hardaway	-	-	3
Quinerly	2	-	2
Walton	1	-	1
Young	2	-	2
Jones	1	-	1

Games Led UofM in Blocked Shots	2023-24	2022-23	Career
Dandridge	3	6	26
Walton	2	-	2
Brown	1	-	1

HARDAWAY SAT THREE

- Head coach Penny Hardaway was sidelined the first three games of the regular season.
- An NCAA infractions panel handed down the suspension for recruiting violations two years ago.
- The penalty follows a negotiated resolution in December that allowed the school to resolve the case and begin probation.
- He was not allowed to have any contact with the program nor be involved with any team-related activities from midnight to 11:59 pm the day of the first three games.

games before falling 107-104 in 2OT at UCF on Jan. 11, 2023 where they shot 50.7%.

- The streak started after shooting 54.4 percent (31-57) in an 87-74 loss at Cincinnati on Feb. 23, 2017.
- The Tigers were 14-1 last season when reaching the 50-percent mark.
- They are 2-0 in 2023-24.

BIG DAWG MALCO

- Malcolm Dandridge** is shooting an AAC-best .900 from the field this season.
- He enters the B4A 9-of-10 on the year.

LONG DISTANCE PLAN

- Memphis is one of 2 schools in the AAC to have three players ranked inside the top-10 in three-point shooting.
- Jaykwon Walton** is third in the league (.538) with 7-of-13 made, while **David Jones** ranks fourth at .526 (10-19) and **Jahvon Quinerly** stands 10th at .429 (6-14).
- SMU is the only other team with three.

ABOUT MEMPHIS

- Memphis put up big wins in exhibition play with a 106-49 win over Lane College and a 104-63 win against LeMoyne-Owen College.
- It marked the first time since Nov. 2002 that the Tigers have scored 100+ in back-to-back games, regardless of regular season or exhibition play.
- Memphis is coming off a 26-9 season in which it won the program's first AAC Championship with a 75-65 victory over No. 1 Houston.
- Memphis returns just two players - **Malcolm Dandridge** and **Jayden Hardaway** - from last season. They accounted for 9.7 percent of last season's scoring, 4% of assists and 8% of rebounding.
- The Tigers welcome 13 newcomers, including 2022-23 SEC Co-Sixth Man of the Year **Jahvon Quinerly** and reigning Lou Henson Award winner **Jordan Brown**.
- In August, Memphis went 2-1 in three exhibition contests in Dominican Republic.
- Jaykwon Walton** led the team with 16.3 points per game, while Brown averaged 15.6 points and 7.0 rebounds.
- Quinerly paced Memphis with 6.7 assists per contest.
- This week marks Memphis' second time participating in the Battle 4 Atlantis, as the Tigers took home a 7th-place finish in 2012 after defeating Northern Iowa, 52-47, in the final game.

SERIES HISTORY

- Arkansas leads the all-time series 11-10.
- Memphis, however, has a 3-2 advantage on neutral courts.
- The Tigers and Hogs last met 20 years ago on Jan. 2, 2003 when the Tigers took the 72-67 victory in Fayetteville.
- Coach Hardaway played the Hogs three times in his collegiate days, going 2-1.
- His Tigers defeated the No 5 Razorbacks 92-88 on Feb. 8, 1992 in Memphis.
- They then knocked off the No. 9 Hogs 82-80 to advance to the Sweet 16 of the NCAA Tourney.

CURRENT MEMPHIS STREAKS

All Games	W4
Last Loss:	3/17/23 vs. #25 FAU (65-66)
At FedExForum	W2
Last Loss:	3/5/23 vs. #1 Houston (67-65)
On the Road	W3
Last Loss:	2/19/23 at #2 Houston (72-64)
Neutral Sites	1
Last Loss:	3/17/23 vs. #25 FAU (65-66)
vs. Ranked Opponents	L1
Last Win:	3/12/23 vs. #1 Houston (75-65)
Non-Conference (Home)	W9
Last Loss:	12/10/21 vs. Murray State (74-72)
Non-Conference (Road/Neutral)	W2
Last Loss:	3/17/23 vs. #25 FAU (65-66)
American Athletic Conference	W3
Last Loss:	3/5/23 vs. #1 Houston (67-65)
American Athletic Conference (Home)	L1
Last Win:	2/26/23 vs. Cincinnati (76-73)
American Athletic Conference (Road)	W2
Last Loss:	2/19/23 at #2 Houston (72-64)
Games Allowing 75 or Fewer Points	3
Last Without:	11/6/23 vs. Jackson St. (94-77)
Games with a 15-Point Scorer	33
Last Without:	11/27/22 vs. Stanford
Games with an =/+ Assist-to-TO Ratio	1
Last Without:	11/17/23 vs. Alabama St. (12-18)
Games with Rebounding Advantage/Even	-1
Last Without:	11/17/23 vs. Alabama St. (50-42)
Games with More Free Throw Attempts	-1
Last With:	11/17/23 vs. Alabama St. (23-15)
When Scoring 80+ Points	W8
Last Loss:	2/4/23 vs. Tulane (90-89/OT)
When Scoring 90+ Points	W5
Last Loss:	1/11/22 at UCF (107-104/2OT)
When Scoring 100+ Points	L1
Last Win:	11/16/19 vs. Alcorn St. (102-156)

- In the NCAA game, Penny had 14 points, 6 rebounds, 5 assists, 3 blocks and 2 steals.
- Arkansas got its revenge a year later with an 81-76 season-opening win in Fayetteville.

WATCH THESE TIGERS

- Jahvon Quinerly** was named last month to the Bob Cousy Award Watch List as one of the nation's top-20 point guards entering the 2023-24 campaign.
- Jordan Brown** was named to the Kareem Abdul-Jabbar Watch List as one of the nation's top-20 centers in Division I entering the season.
- Only six teams in the country had a player on the Bob Cousy and Kareem Abdul-Jabbar Watch Lists...of those six, Memphis is the only team to not be ranked in the preseason top 25.
- #1 Kansas, #5 UConn, #9 Creighton, #14 North Carolina and #15 Kentucky are the others.

HOME-OPENING SUCCESS

- Memphis has won 21-straight home openers, dating back to 2003.
- The Tigers last loss in a home opener was Nov. 22, 2002 when Austin Peay snuck out of town with an 81-80 overtime victory.
- The Tigers have also won 6-straight season

openers, with the last loss coming to Alabama in 2017-18.

AAC PRESEASON AWARDS

- **Jahvon Quinerly** and **Jordan Brown** earned pre-season honors from the AAC's head coaches.
- Quinerly was named a first team honoree, while Brown landed a spot on the second team.
- The Tigers also had **Carl Cherenfant** and **JJ Taylor** named preseason Co-Rookies of the Year.
- Memphis was tabbed to finish 2nd in the coaches poll behind only 2023 Final Four participant and league newcomer, Florida Atlantic.

LIKE FATHER, LIKE SON

- The Tigers have a unique relationship on their bench in 2023-24.
- **Penny Hardaway** is in his sixth year as Tiger head coach, and on the squad is his two sons, graduate senior **Jayden** and freshman **Ashton**.
- The Hardaways are one of 23 father-son tandems in NCAA Division I basketball this season.
- Memphis, however, is one of only two schools that has two sons on the roster (Boise State).
- There are three coaches sons on the Tigers squad as assistant coach Rick Stansbury also has a son playing, Noah.
- The following shows the father-son tandems (coach-player) in NCAA Division I basketball in 2023-24:

Alabama State: Tony Madlock (TJ)

Arizona State: Bobby Hurley (Bobby)

Boise State: Leon Rice (Kade & Max)

Charlotte: Aaron Fearne (Tyler)

UConn: Dan Hurley (Andrew)

Dayton: Anthony Grant (Makai)

Drake: Darian DeVries (Tucker)

Illinois-Chicago: Luke Yaklich (Griffin)

Iowa: Fran McCaffery (Patrick)

Lehigh: Brett Reed (Brendan)

Liberty: Ritchie McCay (Gabriel)

Long Beach State: Dan Monson (Maddow)

Louisville: Kenny Payne (Alexander)

Memphis: Penny Hardaway (Jayden & Ashton)

Michigan: Juwan Howard (Jace)

Michigan State: Tom Izzo (Steven)

Nebraska: Fred Hoiberg (Sam)

Northern Iowa: Ben Jacobson (Hunter)

Oklahoma: Porter Moser (Jacob)

Southern Miss: Jay Ladner (Luke)

USC Upstate: Dave Dickerson (Dave III)

VCU: Ryan Odom (Connor)

Wisconsin: Greg Card (Issac)

BIG MEMPHIS

- Under **Penny Hardaway**, defense has been a staple for the Tigers and this season is no exception.
- The Tigers ranked in the top-40 last season in steals per game (24th - 8.6), FG % defense (18th - 40.1%) and blocks (38th - 4.5).
- Memphis held six opponents under 60 points and were 15-2 when holding teams to under 70.
- The Tigers were 26-4 when teams scored 89 or fewer.

- They were 0-5 when an opponent reached 90.

RANDOM NOTES

- Memphis is 56-8 when reaching 80 points under Penny Hardaway in six seasons.
- They are 40-3 when holding opp to 60 points or less, including having won 20 straight dating back to 2021.

READY FOR A 3-PEAT

- Memphis is looking for another strong season under **Penny Hardaway**.
- The Tigers are searching for their 3rd-straight NCAA Tournament bid for the first time since 4-straight trips from 2011-2014.
- The Tigers are also looking for their 3rd-straight top-2 finish in the AAC for the first time.

ANOTHER 10-SPOT IN CONFERENCE

- Memphis reached the 10-win mark in AAC play for the sixth-straight year.
- The Tigers have earned 10 AAC wins in all five seasons under head coach **Penny Hardaway**.
- Last year's 10-win conference season was also the Tigers' 20th of the 2000s.
- The only three non-10-win seasons in conference play came in 2004-05 (9-7 C-USA/John Calipari), 2015-16 (8-10 AAC/Josh Pastner) and 2016-17 (9-9 AAC/Tubby Smith).
- The Tigers finished the last two seasons in second place in the AAC regular season after finishing third in the previous two.
- Memphis has not finished in the top-3 of the conference in three-straight seasons since 2011-12 (1st), 2012-13 (1st) and 2013-14 (3rd).

ELITE SCORER

- Memphis lost one of its best single-season performances in program history when **Kendric Davis** walked out the door.
- He finished last season ranked No. 2 all-time in single season program history with 744 total points scored in 2022-23.

1.	762	Dajuan Wagner	2001-02
2.	744	Kendric Davis	2022-23
3.	729	Penny Hardaway	1992-93
4.	724	Chris Douglas-Roberts	2007-08
5.	721	Larry Finch	1972-73
6.	708	Jeremiah Martin	2015-16
7.	688	Keith Lee	1984-85
8.	669	Larry Finch	1971-72
9.	665	Elliot Perry	1990-91
10.	636	Rodney Carney	2005-06

A LOOK AT THE SCHEDULE

- Memphis' 2023-24 schedule features 11 possible opponents ranked inside the top-55 in KenPom's preseason rankings.
- The Tigers will face potentially nine Power Five programs in the non-conference schedule. They would all be in an 11-game stretch.
- Memphis will travel to three SEC campuses (Missouri, Ole Miss, Texas A&M) and will host games against the ACC (Clemson, Virginia) and SEC (Vanderbilt).
- They will also travel to the Battle 4 Atlantis for Feast Week with the opening matchup set to

AWARDS & HONORS

2023-24 PRESEASON

Jahvon Quinerly

- Preseason All-AAC First Team
- Bob Cousy Award Watch List

Jordan Brown

- Preseason All-AAC Second Team
- Kareem Abdul-Jabbar Award Watch List

Carl Cherenfant

- Preseason AAC Co-Rookie of the Year

JJ Taylor

- Preseason AAC Co-Rookie of the Year

IN-SEASON

David Jones

- AAC Weekly Honr Roll (11/20)

AAC PRESEASON POLL

Coaches Poll (first-place votes in parenthesis)

1.	FAU (11)	167
2.	Memphis (1)	159
3.	Tulane	142
4.	UAB	128
5.	East Carolina	105
6.	North Texas	100
7.	SMU	97
8.	Wichita State	90
9.	South Florida	62
10.	Tulsa	59
11.	Rice	56
12.	Temple	49
13.	Charlotte	46
14.	UTSA	14

Preseason Player of the Year

Johnell Davis, Jr., G, Florida Atlantic
Alijah Martin, Jr., G, Florida Atlantic

Preseason Rookie of the Year

Carl Cherenfant, G, Memphis
JJ Taylor, F, Memphis

Preseason All-Conference First Team

Eric Gaines, Jr., G, UAB
Johnell Davis, Jr., G, Florida Atlantic
Alijah Martin, Jr., G, Florida Atlantic
Jahvon Quinerly, Sr., G, Memphis
Jaylen Forbes, Jr., G, Tulane*

Preseason All-Conference Second Team

RJ Felton, Jr., G, East Carolina
Jordan Brown, R-Sr., F, Memphis
Max Fiedler, Sr., F, Rice
Zhuric Phelps, Jr., G, SMU
Kevin Cross, Jr., F, Tulane

* denotes unanimous selection

PENNY HARDAWAY HEAD COACH OVERALL RECORD

111-52 (6th Season)

RECORD AT MEMPHIS

111-52 (6th Season)

POSTSEASON APPS.

2 - NCAA, 2 - NIT


HARDAWAY

YEAR-BY-YEAR RECORD

Season	W-L	Notes
2023-24 Memphis	1-0	(suspended 1st 3)
2022-23 Memphis	26-9	NCAA 1st Round
2021-22 Memphis	22-11	NCAA 2nd Round
2020-21 Memphis	20-8	NIT Champions
2019-20 Memphis	20-10*	COVID-19 season
2018-19 Memphis	22-14	NIT 2nd Round

HARDAWAY: THE TIMELINE

A former prep standout at Treadwell High, he averaged 36.6 points and 10.1 rebounds as a senior in 1990 and was named *Parade*



Magazine National High School Player of the Year.

A two-time All-American and two-time Great Midwest Conference Player of the Year, Hardaway averaged 22.8 points, 8.5 rebounds, 6.4 assists and 2.4 steals in 1992-93.

Hardaway remains the only Memphis player to have two career

triple-doubles and his 1,319 points (in only two seasons) rank 17th on the school's career scoring list. The 729 points he scored during the 1992-93 season are the most by a junior in Tigers history.

In his two seasons, Hardaway led the team to a 43-23 record – including eight wins over nationally ranked schools -- and directed the Tigers to two NCAA Tournament appearances, including an Elite Eight trip in 1992.

After his junior year, Hardaway declared for the NBA Draft and began a 14-year pro career with the Orlando Magic (1993-99), the Phoenix Suns (1999-2004), the New York Knicks (2004-06) and the Miami Heat (2007).



The No. 3 pick in the 1993 NBA Draft, Hardaway quickly rose to stardom with the Magic. He averaged 16.6 points, 6.6 assists and 5.4 rebounds in his first season and was named to the NBA All-Rookie Team.

During the 1994-95 season, he averaged 20.9 points and 7.2 assists, started the NBA All-Star Game and was named to the All-NBA First Team, while leading Orlando to the NBA Finals against the Houston Rockets. Hardaway averaged 25.5 points and eight assists in the series.



After the 1995-96 season, he played on the U.S. Olympic basketball team that won a gold medal in Atlanta, Ga.

Hardaway had a successful run at East High School, which won state titles in 2016, 2017 and 2018. With Hardaway as head coach, the Mustangs defeated Whitehaven High for the 2018 Class AAA championship.




Hardaway returned to his alma mater and becomes the school's 19th head coach and the third former Tiger player to hold the position.

Hardaway was inked to a six-year, \$16.5 million extension on Oct. 12, 2022, which takes him through April 15, 2028.



MEMPHIS & THE ASSOCIATION




The Memphis Tigers have had significant success in the Draft in recent seasons. After **James Wiseman (PK2)** and **Precious Achiuwa (PK15)** were selected in the first round in the 2020 NBA Draft, **Jalen Duren (PK13)** followed suit in the 2022 Draft.

- Duren was the 16th Tiger selected in the first round and the 53rd Tiger selected overall, while Josh Minott was taken No. 45 in the second round.
- Besides 2020, the last and only other time Memphis had two NBA first rounders was in 2006 (Rodney Carney, No. 16 to Chicago; Shawne Williams, No. 17 to Indiana).
- Memphis, Kentucky, and North Carolina are the only schools to have players selected each of Nos. 1-7 in NBA Draft history.
- After coaching Wiseman, Tigers head coach **Penny Hardaway** is the only NCAA head coach to have been picked in the top three of the NBA Draft and have been the college head coach of a player taken in the top three.

The Memphis Tigers coaching staff brings a wealth of NBA experience and connections to the bench:

Penny Hardaway • 14 seasons

- Orlando, Phoenix, N.Y. Knicks, Miami
- Four-time NBA All-Star
- Two-time All-NBA first team
- NBA All-Rookie Team (1994)
- Helped lead the Magic to the NBA Finals in his sophomore season in 1995, ultimately losing to the Houston Rockets
- Career scoring average of 15.2 points per game



FEDEXFORUM THE HOME OF THE TIGERS

The 2023-24 season marks the 20th for the Tigers in their home arena, FedExForum, which officially opened in September 2004. Located just a few feet off Beale Street on historic Highway 61, FedExForum rises to extend the heart of the Memphis entertainment district.

Memphis plays its home contests in the 18,400-seat arena, which served as host for 2019 American Athletic Conference Championship. It also will be the site for the 2024 NCAA Tournament First and Second Rounds. Since it opened in 2004, FedExForum has hosted six Conference USA Tournaments, three NCAA Men's South Regionals (2009, 2014, 2017), two American Athletic Conference Tournaments (2014, 2019) and one NCAA Women's South Regional (2010).

At 135 feet high, FedExForum provides a backdrop for historic Beale Street. The 805,850 square-foot arena, covering 13.8 acres, features five levels as well as state-of-the-art locker rooms and facilities for sports teams, as well as an exceptional dining and entertainment experiences for its patrons.

Capacity: 18,400

Open House: Sept. 6, 2004

First Event: Usher concert, Sept. 17, 2004

First Memphis Tiger event: Midnight Madness, Oct. 15, 2004

First Memphis exhibition game: vs. Christian Brothers, Nov. 6, 2004 (81-70, W)

First Memphis regular season game: vs. Savannah State, Coaches vs. Cancer, Nov. 11, 2004 (102-40, W)

Memphis record at FedExForum: 302-53 (.851 winning percentage)



LAURIE-WALTON FAMILY BASKETBALL CENTER OPENED NOV. 17, 2017

Memphis men's basketball moved into its new practice facility, the Laurie-Walton Family Basketball Center, Nov. 17, 2017. It is a comprehensive, 62,000-square-foot training facility on the University's Park Avenue Campus.

This stand-alone facility encompasses offices, locker rooms, 3,250-square-foot weight room, training facilities, two NCAA regulation courts, as well as spaces for student-athletes to study, train, eat and develop.



In addition, the history of Memphis basketball is showcased via a large atrium in the grand lobby known as Traditions Hall, a 7,300-square-foot area that will double as a museum designed to be an interactive celebration of Tigers basketball for the general public.

The new practice facilities, part of the University's "Time to Shine" capital campaign, represent a major commitment from the University and Memphis community to compete at the highest level.



TIGERS ON THE WEB

For game notes, rosters, statistics and other information on Memphis Tigers basketball, go to the University of Memphis athletics website at www.GoTigersGo.com.

TIGERS ON THE RADIO

All Memphis basketball games are broadcast on the Tigers' network flagship station, 98.9 THE ROAR OF MEMPHIS. Dave Woloshin calls the play-by-play, while Matt Dillon serves as the color analyst. Dillon and Jeff Brightwell host the pre- and postgame shows.

98.9 THE ROAR OF MEMPHIS also broadcasts **Penny Hardaway's** weekly radio show, which originates from Brookhaven Pub in Memphis and also airs on Facebook Live. Brightwell serves as host of the weekly call-in show. The Hardaway radio weekly call-in show begins in December and is scheduled for most Mondays throughout the season.

PENNY HARDAWAY TELEVISION SHOW

Head coach **Penny Hardaway's** weekly television coach's show is televised every Sunday night at 10:30 p.m. CT during the season by ActionNews 5 in Memphis. The show begins in late November. Dave Woloshin and Matt Infield serve as the show's hosts.

2023-24 UØFM GAME HIGHS

DATE	OPPONENT	SCORE	ATTENDANCE	POINTS	REBOUNDS	ASSISTS	OPP. HIGH PTS
11/6	JACKSON STATE	W 94-77	10,912	Walton (19)	Mills (7)	Quinerly (4)	Ken Evans (18)
11/10	@ Missouri	W 70-55	15,061	Quinerly (18)	Jones (10)	Quinerly (5)	Sean East II (14)
11/17	ALABAMA STATE	W 92-75	11,289	Jones (22)	Jones (10)	Quinerly (4)	CJ Hines (19)
11/22	(1) vs. Michigan	W 71-67	752	A. Hardaway (17)	Brown (5)	Quinerly (8)	Olivier Nkamhoua (18)
11/23	(1) vs. #20 Arkansas						
11/24	(1) vs. UNC/Villanova						

* American Athletic Conference game
(1) Battle 4 Atlantis (Imperial Arena; Atlantis, Bahamas)

2023-24 MEMPHIS TIGER BASKETBALL

12

2022-23 GAME-BY-GAME COMPARISON

DATE	OPPONENT	FGM-A/%	3FG-A/%	FTM-A/%	OR-DR-TOT	PF	AST	TO	STL	BK	PTS
11/6	Memphis	34-67/.507	11-28/.393	15-23/.652	10-24-34	14	21	16	15	4	94
	Jackson State	29-63/.460	10-30/.333	9-12/.750	11-26-37	19	13	23	7	6	77
11/10	Memphis	27-63/.429	7-20/.350	9-16/.563	11-36-47	20	16	10	7	6	70
	at Missouri	18-57/.316	6-30/.200	13-17/.765	6-29-35	17	8	12	9	4	55
11/17	Memphis	32-61/.525	11-25/.440	17-23/.739	15-35-50	14	12	18	7	7	92
	Alabama State	27-86/.314	10-26/.385	11-15/.733	25-17-42	22	11	8	12	3	75
11/22	Memphis	25-57/.439	10-24/.417	11-16/.688	6-22-28	19	11	11	9	8	71
	Michigan (1)	24-61/.393	8-24/.333	11-17/.647	19-31-50	19	12	18	5	5	67
11/23	Memphis #20 Arkansas (1)										
11/24	Memphis TBD (1)										

* American Athletic Conference game
(1) Battle 4 Atlantis (Imperial Arena; Atlantis, Bahamas)

2023-24 MEMPHIS TIGER BASKETBALL

13

2023-24 SPECIALTY STATS

DATE	OPPONENT	OFF TO	IN PAINT	SECOND CHANCE	FAST BREAK	BENCH	LARGEST LEAD	BEST RUN	GAME LEAD CHANGES	GAME TIES
11/6	Memphis	26	46	15	20	34	21 (2nd, 2:46)	10 (1st, 11:14)	2	3
	Jackson State	12	26	12	17	19	6 (1st, 12:20)	8 (1st, 16:52)		
11/10	Memphis	10	38	12	7	23	17 (2nd, 4:57)	10 (2nd, 13:33)	5	3
	at Missouri	6	20	3	7	17	14 (1st, 6:45)	9 (1st, 10:28)		
11/17	Memphis	11	40	10	12	24	22 (2nd, 1:43)	9 (2nd, 8:49)	0	0
	Alabama State	13	22	18	16	26	NONE	7 (1st, 5:12)		
11/22	Memphis	21	20	4	5	32	16 (2nd, 16:46)	8 (1st, 1:53)	3	3
	Michigan (1)	13	20	15	4	10	2 (1st, 18:59)	6 (2nd, 15:11)		
11/23	Memphis									
	#20 Arkansas (1)									
11/24	Memphis									
	#14 UNC/Villanova (1)									

* American Athletic Conference game
(1) Battle 4 Atlantis (Imperial Arena; Atlantis, Bahamas)

2023-24 GAME-BY-GAME STARTING LINEUPS

DATE	OPPONENT	G	G	G	F	C/F	RECORD^
11/6	JACKSON STATE	Quinerly	Walton	Jones	Jourdain	Dandridge	1-0
11/10	@ Missouri	Quinerly	Walton	Jones	Jourdain	Dandridge	2-0
11/17	ALABAMA STATE	Quinerly	Mills	Walton	Jones	Brown	1-0
11/22	(1) vs. Michigan	Quinerly	Mills	Walton	Jones	Brown	2-0
11/23	(1) vs. #20 Arkansas						
11/24	(1) vs. #14 UNC/Villanova						

^ denotes running count of Memphis' record with listed lineup

* American Athletic Conference game
(1) Battle 4 Atlantis (Nassau, Bahamas \ Imperial Arena)

2023-24 GAME-BY-GAME HIGHLIGHTS

NOV. 6, 2023 | MEMPHIS 94, JACKSON STATE 77 | MEMPHIS, TENN.

- Memphis shot 50.9 percent from the floor as a team (34-67) and led for over 35 minutes of game time.
- Jaykwon Walton led five Tigers in double figures behind a game-high 19 points to go along with five rebounds and three steals, while shooting 7-of-11 from the field. David Jones added 15 points, a pair of rebounds and three assists.
- The Tigers were sluggish out of the gate, turning the ball over 10 times in the first 11 minutes and falling behind by as many as six. Midway through the first half, Walton nailed a triple to spark a 10-0 run and put Memphis in front for good.
- The Tigers won their 21st-straight home opener and sixth-straight season opener, while collecting 21 assists and forcing 23 Jackson State miscues.
- The Tigers had 15 steals in the win, with Walton, Quinerly and Jayhlon Young each swiping three.

NOV. 10, 2023 | MEMPHIS 70, MISSOURI 55 | COLUMBIA, MO.

- The Memphis Tigers trailed Missouri by 14 late in the first half but stormed back and earned a 70-55 road win Friday night in Columbia, Missouri.
- Memphis struggled to find any rhythm throughout much of the first half, falling behind 29-15 with 6:45 to play in the opening period. From that moment on, the Tigers outscored Missouri 55-26 the rest of the way.
- Jahvon Quinerly led Memphis with 18 points, eight rebounds, five assists and three steals, while David Jones pulled down his first double-double as a Tiger with 10 points and 10 rebounds. Jaykwon Walton hit three triples and scored 13 points, while Jordan Brown added 12 points and five boards off the bench.
- Memphis locked down the home Tigers with its patented defense in the final 20 minutes, limiting Missouri to just 5-of-26 (19.2 %) from the floor. Memphis shot 51.6 percent in the second half and outscored Missouri 44-22.
- Memphis outscored Missouri 38-20 in the paint, 12-0 on second-chance points and 23-17 off the bench.

NOV. 17, 2023 | MEMPHIS 92, ALABAMA STATE 75 | MEMPHIS, TENN.

- Memphis took care of business Friday at FedExForum, defeating Alabama State 92-75 behind David Jones' 22-point, 10-rebound effort.
- Jones recorded his second-straight double-double to lead four Tigers in double figures.
- Jahvon Quinerly posted another big game with 16 points, eight rebounds and a team-high four assists, while Jaykwon Walton poured in 12 points, seven boards, three dimes and two blocks. Caleb Mills earned his first start in a Memphis uniform and turned in 10 points and three assists.
- Memphis shot 52.5 percent from the floor (32-61) and led by as many as 22 with less than two minutes remaining in the game.
- The Tigers connected on a season-high 11 three-pointers and drained 17-of-23 at the free throw line.
- Memphis outscored ASU 40-22 in the paint and won the battle on the boards, 50-42.

NOV. 22, 2023 | MEMPHIS 71, MICHIGAN 67 | NASSAU, BAHAMAS (BATTLE 4 ATLANTIS)

- Behind 17 points from freshman Ashton Hardaway and a defensive effort that forced 18 turnovers, the Memphis Tigers defeated Michigan in the Battle 4 Atlantis opener, 71-67.
- In 18 minutes of action, Hardaway shot 6-of-9 overall and connected on five three-pointers. David Jones finished with 11 points, four rebounds, two assists and knocked down six crucial free throws in the final minute to seal the win.
- Caleb Mills added 10 points, four rebounds and put a Michigan defender on his back with a crossover in the first half that is likely to be talked about the rest of the season. Point guard Jahvon Quinerly nearly posted a double-double with nine points and a season-high eight assists.
- Memphis held Michigan, a team putting up 91.5 points per game entering the night, to 24.5 points below its season average. The 18 turnovers from the Wolverines are a season high and their 39.3-percent mark from the field was a season low. They held Michigan scoreless for multiple four-minute-long periods in the first 20 minutes and forced 13 of the 18 miscues.
- The Tigers scored 21 points off those turnovers and led by as many as 16 in the second half. Memphis shot 43.9 percent overall (25-57) and drained 41.7 percent from long distance (10-24).

NOV. 23, 2023 | MEMPHIS VS. #20 ARKANSAS | NASSAU, BAHAMAS (BATTLE 4 ATLANTIS)

- The semifinal matchup is set for 4 p.m. CT on ESPN. It will be the first meeting between the schools in 20 years.

OVERALL STATS

Game Records

Record	Overall	Home	Away	Neutral
ALL GAMES	4-0	2-0	1-0	1-0
CONFERENCE	0-0	0-0	0-0	0-0
NON-CONFERENCE	4-0	2-0	1-0	1-0

Score by Periods

Team	1st	2nd	OT	TOT
Memphis	157	170	0	327
Opponents	130	144	0	274

Team Box Score

No.	Player				Total		3-Point		F-Throw		Rebounds											
		GP-GS	MIN	AVG	FG-FGA	FG%	3FG-3FGA	3FG%	FT-FTA	FT%	OFF	DEF	TOT	AVG	PF	DQ	A	TO	BLK	STL	PTS	AVG
8	JONES, David	4-4	109:32	27.4	18-47	.383	11-23	.478	11-16	.688	6	20	26	6.5	6	0	5	12	2	7	58	14.5
11	QUINERLY, Jahvon	4-4	124:07	31.0	18-34	.529	7-18	.389	8-10	.800	1	18	19	4.8	9	0	21	9	1	7	51	12.8
10	WALTON, Jaykwon	4-4	116:10	29.0	18-36	.500	8-17	.471	5-9	.556	3	15	18	4.5	10	0	8	8	4	5	49	12.3
9	MILLS, Caleb	4-2	105:55	26.5	13-31	.419	2-11	.182	10-12	.833	3	14	17	4.3	9	0	8	3	3	3	38	9.5
3	BROWN, Jordan	4-2	67:47	16.9	15-28	.536	0-0	.000	5-10	.500	10	11	21	5.3	8	0	1	4	2	3	35	8.8
23	DANDRIDGE, Malcolm	4-2	51:35	12.9	10-12	.833	0-0	.000	3-5	.600	5	8	13	3.3	9	0	1	4	7	3	23	5.8
4	HARDAWAY, Ashton	4-0	38:58	9.7	7-13	.538	5-9	.556	0-0	.000	0	4	4	1.0	3	0	4	4	2	1	19	4.8
25	HARDAWAY, Jayden	4-0	57:28	14.4	5-14	.357	1-6	.167	7-8	.875	0	1	1	0.3	3	0	3	0	0	1	18	4.5
2	JOURDAIN, Nick	4-2	54:58	13.7	6-10	.600	2-4	.500	2-4	.500	6	11	17	4.3	4	0	3	1	3	0	16	4.0
1	YOUNG, Jayhlton	4-0	40:53	10.2	5-12	.417	1-4	.250	1-2	.500	1	5	6	1.5	3	0	3	7	0	7	12	3.0
0	PIERRE, Jonathan	3-0	21:33	7.2	3-10	.300	2-5	.400	0-0	.000	1	1	2	0.7	0	0	2	1	0	1	8	2.7
30	TAYLOR, JJ	2-0	03:36	1.8	0-0	.000	0-0	.000	0-0	.000	0	1	1	0.5	0	0	0	0	0	0	0	0.0
5	CHERENFANT, Carl	2-0	04:40	2.3	0-0	.000	0-0	.000	0-0	.000	1	0	1	0.5	2	0	0	0	1	0	0	0.0
15	STANSBURY, Noah	2-0	02:48	1.4	0-1	.000	0-0	.000	0-2	.000	0	0	0	0.0	1	0	1	1	0	0	0	0.0
Team											5	8	13					1				
Total		4	800		118-248	.476	39-97	.402	52-78	.667	42	117	159	39.8	67	0	60	55	25	38	327	81.8
Opponents		4	800		98-267	.367	34-110	.309	44-61	.721	61	103	164	41.0	77	2	44	61	18	33	274	68.5

Team Statistics

	MEM	OPP
Scoring	327	274
Points per game	81.8	68.5
Scoring margin	+13.3	-
Field goals-att	118-248	98-267
Field goal pct	.476	.367
3 point fg-att	39-97	34-110
3-point FG pct	.402	.309
3-pt FG made per game	9.8	8.5
Free throws-att	52-78	44-61
Free throw pct	.667	.721
F-Throws made per game	13.0	11.0
Rebounds	159	164
Rebounds per game	39.8	41.0
Rebounding margin	-1.3	-
Assists	60	44
Assists per game	15.0	11.0
Turnovers	55	61
Turnovers per game	13.8	15.3
Turnover margin	+1.5	-
Assist/turnover ratio	1.1	0.7
Steals	38	33
Steals per game	9.5	8.3
Blocks	25	18
Blocks per game	6.3	4.5
Winning streak	4	-
Home win streak	2	-
Attendance	22201	15061
Home games-Avg/Game	2-11101	1-15061
Neutral site-Avg/Game	-	1-752

Team Results

Date	Opponent		Score	Att.
11/06/2023	Jackson St.	W	94-77	10912
11/10/2023	at Missouri	W	70-55	15061
11/17/2023	Alabama St.	W	92-75	11289
11/22/2023	vs Michigan	W	71-67	752



JONATHAN PIERRE
F | 6-9 | 210 | JR. | TR
HALLANDALE, FLA.
HALLANDALE HS / NOVA SOUTHEASTERN (DII)

2023-24 GAME-BY-GAME

Date	Opponent	GS	Min	FG/A	PCT.	3FG/A	PCT	FT/A	PCT	OFF	DEF	TOTAL	AVG	PF	AST	TO	BLK	STL	PTS	AVG
Nov. 6	Jackson State	-	9	1-3	.333	0-1	.000	0-0	.000	0	1	1	1.0	0	2	0	0	0	2	2.0
Nov. 10	@ Missouri	-	5	0-3	.000	0-1	.000	0-0	.000	1	0	1	1.0	0	0	1	0	0	0	1.0
Nov. 17	Alabama State	-	7	2-4	.500	2-3	.667	0-0	.000	0	0	0	0.7	0	0	0	0	1	6	2.7
Nov. 22	vs. Michigan	-	-	-	-	-	-	-	-	-	-	-	-	-	-	-	-	-	-	-
Nov. 23	vs. ARK/STAN																			
Nov. 24	vs. TBD																			
Dec. 2	at Ole Miss																			
Dec. 6	at VCU																			
Dec. 10	at Texas A&M																			
Dec. 16	Clemson																			
Dec. 19	Virginia																			
Dec. 23	Vanderbilt																			
Dec. 30	Austin Peay																			
Jan. 4	at Tulsa																			
Jan. 7	SMU																			
Jan. 10	UTSA																			
Jan. 14	at Wichita State																			
Jan. 18	South Florida																			
Jan. 21	at Tulane																			
Jan. 28	at UAB																			
Jan. 31	Rice																			
Feb. 3	Wichita State																			
Feb. 8	at Temple																			
Feb. 11	Tulane																			
Feb. 15	at North Texas																			
Feb. 18	at SMU																			
Feb. 21	Charlotte																			
Feb. 25	Florida Atlantic																			
Feb. 29	at East Carolina																			
March 3	UAB																			
March 9	at Florida Atlantic																			
March 13	AAC																			
March 14	AAC																			
March 15	AAC																			
March 16	AAC																			
March 17	AAC																			

PIERRE'S SEASON/CAREER HIGHS

	SEASON				CAREER				AMERICAN ATHLETIC CONFERENCE			
POINTS	6	Alabama St. (11/17/23)	27	Florida Memorial (12/13/22)	-							
FG	2	Alabama St. (11/17/23)	10	2x, last vs. Tampa (1/11/23)	-							
FGA	4	Alabama St. (11/17/23)	18	Tampa (1/11/13)	-							
3FG	2	Alabama St. (11/17/23)	5	2x, last vs. Cal St. B'Din (3/23/23)	-							
3FGA	3	Alabama St. (11/17/23)	9	Alabama-Huntsville (3/14/23)	-							
FT	-		8	2x, last vs. Lynn (1/21/23)	-							
FTA	-		9	Barry (1/7/23)	-							
REBS	1	2x, last at Missouri (11/10/23)	12	Tampa (2/18/23)	-							
AST	2	Jackson State (11/6/23)	10	Rollins (2/18/23)	-							
BLK	-		2	3x, last vs. Embry-Riddle (3/5/23)	-							
STL	1	Alabama St. (11/17/23)	2	8x	-							
MINS	9	Jackson State (11/6/23)	-		-							

CAREER STATISTICS

				Field Goals		3-Point		F-Throws		Rebounds										Scoring	
SEASON	TEAM	GP-GS	MIN/AVG	FG-FGA	FG%	3FG-3FGA	3FG%	FT-FTA	FT%	OFF	DEF	TOT	AVG	PF-FO	A	TO	BLK	STL	PTS	AVG	
2021-22	Nova	27-0	322/11.9	37-94	.394	24-71	.338	14-16	.875	10	32	42	1.6	21-0	19	15	3	10	112	4.1	
2022-23	Nova	35-21	809/23.1	174-348	.500	64-160	.400	93-113	.823	39	144	183	5.2	75-2	114	61	16	24	505	14.4	
2023-24	Mem	3-0	22/7.2	3-10	.300	2-5	.400	0-0	.000	1	1	2	0.7	0-0	2	1	0	1	8	2.7	
TOTAL FOR Mem		3-0	22/7.2	3-10	.300	2-5	.400	0-0	.000	1	1	2	0.7	0-0	2	1	0	1	8	2.7	
TOTAL		65-21	1153/17.7	214-452	.473	90-236	.381	107-129	.829	50	177	227	3.5	96-2	135	77	19	35	625	9.6	



1

JAYHLON YOUNG
G | 6-2 | 175 | R-JR. | TR
DALLAS, TEXAS
GARLAND HS / UCF

2023-24 GAME-BY-GAME

Date	Opponent	GS	Min	FG/A	PCT.	3FG/A	PCT	FT/A	PCT	OFF	DEF	TOTAL	AVG	PF	AST	TO	BLK	STL	PTS	AVG
Nov. 6	Jackson State	-	12	2-5	.400	1-2	.500	0-0	.000	0	0	0	0.0	1	2	1	0	3	5	5.0
Nov. 10	@ Missouri	-	6	1-3	.333	0-0	.000	0-0	.000	0	2	2	1.0	1	0	1	0	0	2	3.5
Nov. 17	Alabama State	-	12	0-2	.000	0-2	.000	0-0	.000	1	1	2	1.3	1	1	4	0	3	0	2.3
Nov. 22	vs. Michigan	-	11	2-2	1.000	0-0	.000	1-2	.500	0	2	2	1.5	0	0	1	0	1	5	3.0
Nov. 23	vs. ARK/STAN																			
Nov. 24	vs. TBD																			
Dec. 2	at Ole Miss																			
Dec. 6	at VCU																			
Dec. 10	at Texas A&M																			
Dec. 16	Clemson																			
Dec. 19	Virginia																			
Dec. 23	Vanderbilt																			
Dec. 30	Austin Peay																			
Jan. 4	at Tulsa																			
Jan. 7	SMU																			
Jan. 10	UTSA																			
Jan. 14	at Wichita State																			
Jan. 18	South Florida																			
Jan. 21	at Tulane																			
Jan. 28	at UAB																			
Jan. 31	Rice																			
Feb. 3	Wichita State																			
Feb. 8	at Temple																			
Feb. 11	Tulane																			
Feb. 15	at North Texas																			
Feb. 18	at SMU																			
Feb. 21	Charlotte																			
Feb. 25	Florida Atlantic																			
Feb. 29	at East Carolina																			
March 3	UAB																			
March 9	at Florida Atlantic																			
March 13	AAC																			
March 14	AAC																			
March 15	AAC																			
March 16	AAC																			

YOUNG'S SEASON/CAREER HIGHS

	SEASON				CAREER				AMERICAN ATHLETIC CONFERENCE			
POINTS	5	2x, last vs. Michigan (11/22/23)	17	Florida State (11/11/22)								
FG	2	2x, last vs. Michigan (11/22/23)	6	Florida State (11/11/22)								
FGA	5	Jackson State (11/6/23)	10	Florida State (11/11/22)								
3FG	1	Jackson State (11/6/23)	3	Tarleton State (12/11/22)								
3FGA	2	2x, last Alabama St. (11/17/23)	6	Tarleton State (12/11/22)								
FT	1	vs. Michigan (11/22/23)	4	2x, last vs. USF (2/22/23)								
FTA	2	vs. Michigan (11/22/23)	6	USF (2/22/23)								
REBS	2	3x, last vs. Michigan (11/22/23)	10	SMU (1/8/23)								
AST	2	Jackson State (11/6/23)	6	3x, last vs. Santa Clara (11/20/22)								
BLK			1	2x, last vs. Santa Clara (11/20/22)								
STL	3	2x, last Alabama St. (11/17/23)	3	3x, last Alabama St. (11/17/23)								
MINS	12	2x, last Alabama St. (11/17/23)										

2022-23 (UCF)

- Played in 33 of UCF's 34 games, earning a start in 12 of them and playing in a total of 632 minutes
- Averaged 4.5 points, 2.2 rebounds and 2.0 assists per game
- Shot 37.3% from the field (44-for-118) and 35.8% from the three-point line (19-for-53)
- Scored a career-high 17 points in just his second game as a Knight (vs. Florida State, 11/11/22)
- Earned his first career double-double at home against SMU (1/8/23), scoring 11 points and earning 10 rebounds
- Tallied a career-high six assists three times (11/20/22 vs. Santa Clara, 11/23/22 vs. Evansville, 1/8/23 vs. SMU)
- Earned a career-high three steals at South Florida (1/21/23)
- Had four games with double-digit points scoring 17 vs. Florida State on 11/11/22, 15 vs. Tarleton on 12/11/22, 11 vs. SMU on 1/8/23 and 10 at Memphis 2/16/23)

2021-22 (BATON ROUGE CC)

- Started in 25 games for the Bears
- Averaged 15.9 points, 6.9 rebounds and 3.0 assists
- Shot 47.6 percent from the field and 33.6 percent from three-point range

2020-21 (BATON ROUGE CC)

- On the season, played and started in 16 of the Bears' 23 games
- Tallied 13.1 points, 4.8 rebounds and 2.6 assists per contest while shooting 39.2 percent from the field
- Played and started in 10 conference games for the Bears, scoring 122 points with 50 rebounds, 29 assists, 19 steals and six blocks during conference play
- Best game of the season came in the team's last game on April 1, where he posted 25 points on 6-of-14 shooting from beyond the arc and 9-of-22 overall. He added three rebounds, two steals and a block
- On the season, tallied 14 or more points in seven contests
-

2019-20 (GRAMBLING STATE)

- Did not see game action during the 2019-20 season, earning a red-shirt

HIGH SCHOOL

- Attended Garland High school where he played basketball for head coach Randy Love
- Was a member of the Owls 1000-point club
- Was a two-time First Team All-District member and Offensive Player of the Year

PERSONAL

- Hometown is Dallas, Texas
- Is the son of Stacy Manning and Monika Bridges
- Has three brothers, K'i Monte Rose, KeiDren Rose and Tahj Murphy
- Favorite athlete is Kylie Irving, and his favorite pro team is the Brooklyn Nets
- Person he admires the most is his mother

CAREER STATISTICS

				Field Goals		3-Point		F-Throws		Rebounds									Scoring	
SEASON	TEAM	GP-GS	MIN/AVG	FG-FGA	FG%	3FG-3FGA	3FG%	FT-FTA	FT%	OFF	DEF	TOT	AVG	PF-FO	A	TO	BLK	STL	PTS	AVG
2022-23	UCF	33-12	633/19.2	44-118	.373	19-53	.358	40-49	.816	13	58	71	2.2	49-1	65	46	2	23	147	4.5
2023-24	Mem	4-0	41/10.2	5-12	.417	1-4	.250	1-2	.500	1	5	6	1.5	3-0	3	7	0	7	12	3.0
TOTAL FOR Mem		4-0	41/10.2	5-12	.417	1-4	.250	1-2	.500	1	5	6	1.5	3-0	3	7	0	7	12	3.0
TOTAL		37-12	674/18.2	49-130	.377	20-57	.351	41-51	.804	14	63	77	2.1	52-1	68	53	2	30	159	4.3



2

NICHOLAS JOURDAIN

F | 6-9 | 220 | JR | TR

CLIFTON, N.J.

COVENANT COLLEGE PREP / TEMPLE

2023-24 GAME-BY-GAME

Date	Opponent	GS	Min	FG/A	PCT.	3FG/A	PCT	FT/A	PCT	OFF	DEF	TOTAL	AVG	PF	AST	TO	BLK	STL	PTS	AVG
Nov. 6	Jackson State	1	13	3-4	.750	1-2	.500	1-2	.500	3	1	4	4.0	0	2	0	0	0	8	8.0
Nov. 10	@ Missouri	1	14	0-2	.000	0-1	.000	0-0	.000	1	5	6	5.0	2	1	0	1	0	0	4.0
Nov. 17	Alabama State	-	11	2-2	1.000	0-0	.000	1-2	.500	2	3	5	5.0	0	0	1	1	0	5	4.3
Nov. 22	vs. Michigan	-	17	1-2	.500	1-1	1.000	0-0	.000	0	2	2	4.3	2	0	0	1	0	3	4.0
Nov. 23	vs. ARK/STAN																			
Nov. 24	vs. TBD																			
Dec. 2	at Ole Miss																			
Dec. 6	at VCU																			
Dec. 10	at Texas A&M																			
Dec. 16	Clemson																			
Dec. 19	Virginia																			
Dec. 23	Vanderbilt																			
Dec. 30	Austin Peay																			
Jan. 4	at Tulsa																			
Jan. 7	SMU																			
Jan. 10	UTSA																			
Jan. 14	at Wichita State																			
Jan. 18	South Florida																			
Jan. 21	at Tulane																			
Jan. 28	at UAB																			
Jan. 31	Rice																			
Feb. 3	Wichita State																			
Feb. 8	at Temple																			
Feb. 11	Tulane																			
Feb. 15	at North Texas																			
Feb. 18	at SMU																			
Feb. 21	Charlotte																			
Feb. 25	Florida Atlantic																			
Feb. 29	at East Carolina																			
March 3	UAB																			
March 9	at Florida Atlantic																			
March 13	AAC																			
March 14	AAC																			
March 15	AAC																			
March 16	AAC																			

JOURDAIN'S SEASON/CAREER HIGHS

	SEASON			CAREER			AMERICAN ATHLETIC CONFERENCE		
POINTS	8	Jackson State (11/6/23)		23	at Tulsa (1/12/22)				
FG	3	Jackson State (11/6/23)		9	at Tulsa (1/12/22)				
FGA	4	Jackson State (11/6/23)		17	at Tulsa (1/12/22)				
3FG	1	2x, last vs. Michigan (11/22/23)		2	5x				
3FGA	2	Jackson State (11/6/23)		7	at Tulsa (1/12/22)				
FT	1	2x, last Alabama St. (11/17/23)		6	2x, last vs. Memphis (1/15/23)				
FTA	2	2x, last Alabama St. (11/17/23)		9	Cincinnati (1/25/22)				
REBS	6	at Missouri (11/10/23)		12	2x, last vs. SMU (2/16/22)				
AST	2	Jackson State (11/6/23)		4	at Tulsa (2/19/23)				
BLK	1	3x, last vs. Michigan (11/22/23)		5	Clemson (11/18/21)				
STL				3	USC (11/13/21)				
MINS	14	at Missouri (11/10/23)							

2022-23 (TEMPLE)

- Started a career-best 19-of-32 games for the Owls where he averaged 6.3 points and 4.5 rebounds in 23.1 minutes each time out
- Scored double figures in nine games
- Opened the season with 10 points, seven rebounds and a season-high four blocked shots against Wagner
- Best game of the season came against Memphis in Philadelphia on Jan. 15 with season highs of 16 points and 10 rebounds while shooting 5-of-11 overall and with three blocks
- Led Temple with 35 blocked shots (1.09/game) and 54 offensive rebounds, while finishing second on the team shooting 50.0 percent from the field (74-148).

2021-22 (TEMPLE)

- Played in 29 games, starting 18
- Led team in blocks with 49 and his 1.7 blocks per game ranked second in AAC
- Second on team in rebounding at 5.3 rpg (19th AAC)
- Also averaged 6.6 ppg and 0.8 steals and scored in double figures seven times
- Fourth in the AAC in offensive rebounds (2.4 pg)
- Posted first career double-double, 15 points and career-high 12 rebounds in home win over Tulsa
- Career highs of 23 points and 36 minutes at Tulsa
- Scored 16 points in win over ECU and made huge defensive play at UCF forcing jump ball with 13 seconds to play which led to Owls win
- Scored 12 points against Houston, making 2-of-4 from 3-pt range
- Eight rebounds and four blocks in OT win at Vanderbilt
- Grabbed game-high nine rebounds in each of first two games
- Career high five blocks, most by an Owl since Obi Enechionya rejected six vs. South Carolina (11/30/17)

2020-21 (TEMPLE)

- Played in 13 games, starting three times
- Averaged 11.0 mpg, 2.6 ppg, 1.8 rpg
- Started final three contests, all against USF, averaging 7.0 points and 3.5 rebounds
- Set career-highs with eight points, four rebounds in 26 minutes in first outing
- Made 7-of-13 shots from the field and 5-of-7 from long range in the three starts
- Played 18 minutes and dished three assists while tallying four points at Tulsa
- Scored four points at Wichita State
- Played 12 minutes against NJIT, scoring two points and grabbing three rebounds
- Scored two points in loss to Tulane (1/31)

HIGH SCHOOL

- Earned all-tournament accolades at the National Prep School Invitational, averaging 19 points, 11 rebounds, three steals and three blocks per game in his one season at Covenant
- Also played at Immaculate Conception High in Montclair, N.J.

CAREER STATISTICS

				Field Goals		3-Point		F-Throws		Rebounds									Scoring	
SEASON	TEAM	GP-GS	MIN/AVG	FG-FGA	FG%	3FG-3FGA	3FG%	FT-FTA	FT%	OFF	DEF	TOT	AVG	PF-FO	A	TO	BLK	STL	PTS	AVG
2020-21	Temple	13-3	142/10.9	12-24	.500	5-7	.714	5-9	.556	10	13	23	1.8	15-0	4	6	10	1	34	2.6
2021-22	Temple	29-18	689/23.8	65-178	.365	12-61	.197	50-73	.685	69	84	153	5.3	92-8	23	33	49	22	192	6.6
2022-23	Temple	32-19	738/23.1	74-148	.500	8-36	.222	45-66	.682	54	90	144	4.5	85-4	36	48	35	15	201	6.3
2023-24	Mem	4-2	55/13.7	6-10	.600	2-4	.500	2-4	.500	6	11	17	4.3	4-0	3	1	3	0	16	4.0
TOTAL FOR Mem		4-2	55/13.7	6-10	.600	2-4	.500	2-4	.500	6	11	17	4.3	4-0	3	1	3	0	16	4.0
TOTAL		78-42	1624/20.8	157-360	.436	27-108	.250	102-152	.671	139	198	337	4.3	196-12	66	88	97	38	443	5.7



3

JORDAN BROWN
C | 6-11 | 225 | R-SR. | TR
ROSEVILLE, CALIF.
PROLIFIC PREP / LOUISIANA

HONORS

- 2023-24 AAC Preseason Second Team
- 2023-24 Kareem Abdul-Jabbar Award Preseason Watch List
- 2022-23 Lou Henson Award Winner
- 2022-23 Sun Belt First Team & Tournament MVP
- 2022-23 NABC District 23 First Team
- 2021-22 Lou Henson Award Midseason Watch List
- 2021-22 Sun Belt Second Team & All-Tournament Team
- 2021-22 NABC District 23 First Team
- 2021-22 Sun Belt Player of the Week (Dec. 14)
- 2021-22 Sun Belt Preseason Third Team
- 2020-21 Pac-12 Sixth Man of the Year
- 2018-19 Mountain West Preseason Freshman of the Year
- 2018-19 Karl Malone Preseason Watch List

2022-23 (LOUISIANA)

- Made 33 starts as a junior while leading the team in scoring (19.3) and rebounding (8.6) per game
- Went 246-of-431 from the floor for a league-leading 57.1 shooting percentage
- Finished third in the Sun Belt Conference in scoring, sixth in rebounding and seventh in blocked shots (1.2)
- Ranked 18th in the nation in field goals made and 36th in shooting percentage
- One of only three players in Division I to average at least 19.0 points, 8.0 rebounds and 1.0 block per game while shooting 57.0 percent from the field (Zach Edey, Purdue & Trayce Jackson-Davis, Indiana)
- Went 141-of-230 from the free throw line (.613)
- Led the SBC and ranked 14th in the nation in free throw attempts
- Finished the season with 10 double-doubles, the 5th-most in the conference and 55th in the country
- Reached 20+ points in 15 games and twice eclipsed 30+ points

2021-22 (LOUISIANA)

- Made 24 starts and totaled 27 appearances
- Led the team and ranked sixth in the Sun Belt with 15.3 points per game
- Led the Ragin' Cajuns and ranked third in the conference with 8.6 rebounds per game
- Finished the season third in the Sun Belt with 1.1 blocked shots per game
- One of just 36 players in the nation this season to have multiple 15+ point and 15+ rebound performances
- Was efficient offensively ranking second in the conference at 51.6 percent from the floor including .462 (12-26) from beyond the arc
- Recorded double-doubles on six occasions and scored 20+ points in 7 games
- Scored a season-high 31 points (12-20 fg.), grabbed eight rebounds and added two blocks in the Sun Belt Tournament quarterfinal victory over Texas State (March 5)

2019-21 (ARIZONA)

- Named the Pac-12 Sixth Man of the Year as voted on by the league's coaches, the first Wildcat to ever receive the award
- Averaged 9.4 points, 5.2 rebounds and 0.9 blocks per game in 26 appearances with 12 starts
- Shot 56 percent from the floor and was a 60-percent shooter from the free throw line for the Wildcats
- Redshirted in 2019-20 after transferring from Nevada

2018-19 (NEVADA)

- Named the Mountain West Preseason Freshman of the Year and was name to the Karl Malone Award Preseason Watch List
- Appeared in 33 games and made one start for the Wolfpack
- Averaged 3.0 points, 2.1 rebounds and shot 50.7 percent from the floor in his lone season at Nevada

PRIOR TO MEMPHIS/PERSONAL

- A consensus five-star recruit at Prolific Prep in Napa, California where he averaged 23.5 points and 13.1 rebounds per game
- McDonald's All-American, played in the 2017 game and finished with 26 points and eight rebounds
- Won gold medals with USA Basketball on the U16 FIBA Americas team and U17 World Championship teams
- Born Dec. 4, 1999 in Roseville, California
- Father played at Louisiana and later played professionally

CAREER STATISTICS

2023-24 GAME-BY-GAME																				
Date	Opponent	GS	Min	FG/A	PCT.	3FG/A	PCT	FT/A	PCT	OFF	DEF	TOTAL	AVG	PF	AST	TO	BLK	STL	PTS	AVG
Nov. 6	Jackson State	-	21	5-7	.714	0-0	.000	1-3	.333	3	2	5	5.0	2	1	1	2	1	11	11.0
Nov. 10	@ Missouri	-	17	6-10	.600	0-0	.000	0-0	.000	2	3	5	5.0	2	0	1	0	2	12	11.5
Nov. 17	Alabama State	1	18	3-8	.375	0-0	.000	2-4	.500	3	3	6	5.3	2	0	1	0	0	8	10.3
Nov. 22	vs. Michigan	1	12	1-3	.333	0-0	.000	2-3	.667	2	3	5	5.3	2	0	1	0	0	4	8.8
Nov. 23	vs. ARK/STAN																			
Nov. 24	vs. TBD																			
Dec. 2	at Ole Miss																			
Dec. 6	at VCU																			
Dec. 10	at Texas A&M																			
Dec. 16	Clemson																			
Dec. 19	Virginia																			
Dec. 23	Vanderbilt																			
Dec. 30	Austin Peay																			
Jan. 4	at Tulsa																			
Jan. 7	SMU																			
Jan. 10	UTSA																			
Jan. 14	at Wichita State																			
Jan. 18	South Florida																			
Jan. 21	at Tulane																			
Jan. 28	at UAB																			
Jan. 31	Rice																			
Feb. 3	Wichita State																			
Feb. 8	at Temple																			
Feb. 11	Tulane																			
Feb. 15	at North Texas																			
Feb. 18	at SMU																			
Feb. 21	Charlotte																			
Feb. 25	Florida Atlantic																			
Feb. 29	at East Carolina																			
March 3	UAB																			
March 9	at Florida Atlantic																			
March 13	AAC																			
March 14	AAC																			
March 15	AAC																			
March 16	AAC																			

BROWN'S SEASON/CAREER HIGHS									
	SEASON			CAREER			AMERICAN ATHLETIC CONFERENCE		
POINTS	12	at Missouri (11/10/23)		37	Louisiana College (12/12/22)				
FG	6	at Missouri (11/10/23)		16	Louisiana College (12/12/22)				
FGA	10	at Missouri (11/10/23)		23	SMU (11/22/22)				
3FG				2	2x, last vs. South Ala. (1/20/22)				
3FGA				3	2x, last vs. Centenary (11/7/22)				
FT	2	2x, last vs. Michigan (11/22/23)		9	2x, last at Coastal Car. (12/29/22)				
FTA	4	Alabama St. (11/17/23)		13	2x, last vs. Marshall (2/4/23)				
REBS	6	Alabama St. (11/17/23)		20	Marshall (2/4/23)				
AST	1	Jackson State (11/6/23)		6	at South Ala. (1/14/23)				
BLK	2	Jackson State (11/6/23)		6	at Houston (12/14/21)				
STL	2	at Missouri (11/10/23)		3	2x, last at Arkansas St. (1/19/23)				
MIN	21	Jackson State (11/6/23)							

				Field Goals		3-Point		F-Throws		Rebounds										Scoring	
SEASON	TEAM	GP-GS	MIN/AVG	FG-FGA	FG%	3FG-3FGA	3FG%	FT-FTA	FT%	OFF	DEF	TOT	AVG	PF-FO	A	TO	BLK	STL	PTS	AVG	
2018-19	Nevada	33-1	332/10.1	40-79	.506	0-1	.000	20-32	.625	16	54	70	2.1	35-0	15	24	16	10	100	3.0	
2020-21	UA	26-12	509/19.6	93-166	.560	0-1	.000	58-97	.598	41	94	135	5.2	61-1	15	26	23	12	244	9.4	
2021-22	LA	27-24	779/28.8	162-314	.516	12-26	.462	78-126	.619	81	151	232	8.6	53-1	31	63	31	22	414	15.3	
2022-23	LA	33-33	1049/31.8	246-431	.571	4-16	.250	141-230	.613	81	203	284	8.6	95-5	58	94	39	22	637	19.3	
2023-24	Mem	4-2	68/16.9	15-28	.536	0-0	.000	5-10	.500	10	11	21	5.3	8-0	1	4	2	3	35	8.8	
TOTAL FOR Mem		4-2	68/16.9	15-28	.536	0-0	.000	5-10	.500	10	11	21	5.3	8-0	1	4	2	3	35	8.8	
TOTAL		123-72	2737/22.3	556-1018	.546	16-44	.364	302-495	.610	229	513	742	6.0	252-7	120	211	111	69	1430	11.6	



4

ASHTON HARDAWAY
F | 6-8 | 210 | FR. | HS
CARSON, CALIF.
SIERRA CANYON SCHOOL

2023-24 GAME-BY-GAME

Date	Opponent	GS	Min	FG/A	PCT.	3FG/A	PCT	FT/A	PCT	OFF	DEF	TOTAL	AVG	PF	AST	TO	BLK	STL	PTS	AVG
Nov. 6	Jackson State	-	10	0-1	.000	0-1	.000	0-0	.000	0	1	1	1.0	1	3	0	0	1	0	0.0
Nov. 10	@ Missouri	-	3	0-0	.000	0-0	.000	0-0	.000	0	0	0	0.5	0	0	1	0	0	0	0.0
Nov. 17	Alabama State	-	9	1-3	.333	0-1	.000	0-0	.000	0	1	1	0.7	0	1	2	1	0	2	0.7
Nov. 22	vs. Michigan	-	18	6-9	.667	5-9	.556	0-0	.000	0	2	2	1.0	2	0	1	1	0	17	4.8
Nov. 23	vs. ARK/STAN																			
Nov. 24	vs. TBD																			
Dec. 2	at Ole Miss																			
Dec. 6	at VCU																			
Dec. 10	at Texas A&M																			
Dec. 16	Clemson																			
Dec. 19	Virginia																			
Dec. 23	Vanderbilt																			
Dec. 30	Austin Peay																			
Jan. 4	at Tulsa																			
Jan. 7	SMU																			
Jan. 10	UTSA																			
Jan. 14	at Wichita State																			
Jan. 18	South Florida																			
Jan. 21	at Tulane																			
Jan. 28	at UAB																			
Jan. 31	Rice																			
Feb. 3	Wichita State																			
Feb. 8	at Temple																			
Feb. 11	Tulane																			
Feb. 15	at North Texas																			
Feb. 18	at SMU																			
Feb. 21	Charlotte																			
Feb. 25	Florida Atlantic																			
Feb. 29	at East Carolina																			
March 3	UAB																			
March 9	at Florida Atlantic																			
March 13	AAC																			
March 14	AAC																			
March 15	AAC																			
March 16	AAC																			

HARDAWAY'S SEASON/CAREER HIGHS

	SEASON			CAREER			AMERICAN ATHLETIC CONFERENCE		
POINTS	17	vs. Michigan (11/22/23)		17	vs. Michigan (11/22/23)				
FG	6	vs. Michigan (11/22/23)		6	vs. Michigan (11/22/23)				
FGA	9	vs. Michigan (11/22/23)		9	vs. Michigan (11/22/23)				
3FG	5	vs. Michigan (11/22/23)		5	vs. Michigan (11/22/23)				
3FGA	7	vs. Michigan (11/22/23)		7	vs. Michigan (11/22/23)				
FT									
FTA									
REBS	2	vs. Michigan (11/22/23)		2	vs. Michigan (11/22/23)				
AST	3	Jackson State (11/6/23)		3	Jackson State (11/6/23)				
BLK	1	2x, last vs. Michigan (11/22/23)		1	2x, last vs. Michigan (11/22/23)				
STL	1	Jackson State (11/6/23)		1	Jackson State (11/6/23)				
MINS	18	vs. Michigan (11/22/23)		17	vs. Michigan (11/22/23)				

CAREER STATISTICS

				Field Goals		3-Point		F-Throws		Rebounds									Scoring	
SEASON	TEAM	GP-GS	MIN/AVG	FG-FGA	FG%	3FG-3FGA	3FG%	FT-FTA	FT%	OFF	DEF	TOT	AVG	PF-FO	A	TO	BLK	STL	PTS	AVG
2023-24	Mem	4-0	39/9.7	7-13	.538	5-9	.556	0-0	.000	0	4	4	1.0	3-0	4	4	2	1	19	4.8
TOTAL		4-0	39/9.7	7-13	.538	5-9	.556	0-0	.000	0	4	4	1.0	3-0	4	4	2	1	19	4.8



5

CARL CHEREFANT
G | 6-5 | 195 | FR. | HS
POMPANO BEACH, FLA.
CALVARY CHRISTIAN ACADEMY

2023-24 GAME-BY-GAME

Date	Opponent	GS	Min	FG/A	PCT.	3FG/A	PCT	FT/A	PCT	OFF	DEF	TOTAL	AVG	PF	AST	TO	BLK	STL	PTS	AVG
Nov. 6	Jackson State	-	3	0-0	.000	0-0	.000	0-0	.000	0	0	0	0.0	1	0	0	0	0	0	0.0
Nov. 10	@ Missouri																			
Nov. 17	Alabama State	-	2	0-0	.000	0-0	.000	0-0	.000	1	0	1	0.5	1	0	0	1	0	0	0.0
Nov. 22	vs. Michigan																			
Nov. 23	vs. ARK/STAN																			
Nov. 24	vs. TBD																			
Dec. 2	at Ole Miss																			
Dec. 6	at VCU																			
Dec. 10	at Texas A&M																			
Dec. 16	Clemson																			
Dec. 19	Virginia																			
Dec. 23	Vanderbilt																			
Dec. 30	Austin Peay																			
Jan. 4	at Tulsa																			
Jan. 7	SMU																			
Jan. 10	UTSA																			
Jan. 14	at Wichita State																			
Jan. 18	South Florida																			
Jan. 21	at Tulane																			
Jan. 28	at UAB																			
Jan. 31	Rice																			
Feb. 3	Wichita State																			
Feb. 8	at Temple																			
Feb. 11	Tulane																			
Feb. 15	at North Texas																			
Feb. 18	at SMU																			
Feb. 21	Charlotte																			
Feb. 25	Florida Atlantic																			
Feb. 29	at East Carolina																			
March 3	UAB																			
March 9	at Florida Atlantic																			
March 13	AAC																			
March 14	AAC																			
March 15	AAC																			
March 16	AAC																			

CHEREFANT'S SEASON/CAREER HIGHS

	SEASON				CAREER				AMERICAN ATHLETIC CONFERENCE			
POINTS												
FG												
FGA												
3FG												
3FGA												
FT												
FTA												
REBS	1	vs. Alabama State (11/17/23)			1	vs. Alabama State (11/17/23)						
AST												
BLK	1	vs. Alabama State (11/17/23)			1	vs. Alabama State (11/17/23)						
STL												
MIN	3	Jackson State (11/6/23)			3	Jackson State (11/6/23)						

CAREER STATISTICS

				Field Goals		3-Point		F-Throws		Rebounds									Scoring	
SEASON	TEAM	GP-GS	MIN/AVG	FG-FGA	FG%	3FG-3FGA	3FG%	FT-FTA	FT%	OFF	DEF	TOT	AVG	PF-FO	A	TO	BLK	STL	PTS	AVG
2023-24	Mem	2-0	5/2.3	0-0	.000	0-0	.000	0-0	.000	1	0	1	0.5	2-0	0	0	1	0	0	0.0
TOTAL		2-0	5/2.3	0-0	.000	0-0	.000	0-0	.000	1	0	1	0.5	2-0	0	0	1	0	0	0.0



8

DAVID JONES
F | 6-6 | 210 | SR. | TR
SANTO DOMINGO, DOMINICAN REPUBLIC
TEAYS VALLEY CHRISTIAN / ST. JOHN'S

2023-24 GAME-BY-GAME

Date	Opponent	GS	Min	FG/A	PCT.	3FG/A	PCT	FT/A	PCT	OFF	DEF	TOTAL	AVG	PF	AST	TO	BLK	STL	PTS	AVG
Nov. 6	Jackson State	1	25	5-12	.417	4-7	.571	1-2	.500	0	2	2	2.0	1	2	5	0	1	15	15.0
Nov. 10	@ Missouri	1	28	4-14	.286	2-5	.400	0-3	.000	1	9	10	6.0	3	3	1	0	1	10	12.5
Nov. 17	Alabama State	1	26	7-12	.583	4-7	.571	4-4	1.000	3	7	10	7.3	1	0	3	1	3	22	15.7
Nov. 22	vs. Michigan	1	31	2-9	.222	1-4	.250	6-7	.857	2	2	4	6.5	1	0	3	1	2	11	14.5
Nov. 23	vs. ARK/STAN																			
Nov. 24	vs. TBD																			
Dec. 2	at Ole Miss																			
Dec. 6	at VCU																			
Dec. 10	at Texas A&M																			
Dec. 16	Clemson																			
Dec. 19	Virginia																			
Dec. 23	Vanderbilt																			
Dec. 30	Austin Peay																			
Jan. 4	at Tulsa																			
Jan. 7	SMU																			
Jan. 10	UTSA																			
Jan. 14	at Wichita State																			
Jan. 18	South Florida																			
Jan. 21	at Tulane																			
Jan. 28	at UAB																			
Jan. 31	Rice																			
Feb. 3	Wichita State																			
Feb. 8	at Temple																			
Feb. 11	Tulane																			
Feb. 15	at North Texas																			
Feb. 18	at SMU																			
Feb. 21	Charlotte																			
Feb. 25	Florida Atlantic																			
Feb. 29	at East Carolina																			
March 3	UAB																			
March 9	at Florida Atlantic																			
March 13	AAC																			
March 14	AAC																			
March 15	AAC																			
March 16	AAC																			

JONES' SEASON/CAREER HIGHS

	SEASON				CAREER				AMERICAN ATHLETIC CONFERENCE			
POINTS	22	Alabama St. (11/17/23)			33	at Louisville (12/10/21)			0			
FG	7	Alabama St. (11/17/23)			15	at Louisville (12/10/21)			0			
FGA	14	at Missouri (11/10/23)			25	Syracuse (11/23/22)			0			
3FG	4	2x, last Alabama St. (11/17/23)			5	2x, last vs. Merrimack (11/7/22)			0			
3FGA	7	2x, last Alabama St. (11/17/23)			15	Syracuse (11/23/22)			0			
FT	6	vs. Michigan (11/22/23)			8	UConn (2/25/23)			0			
FT	7	vs. Michigan (11/22/23)			8	3x, last vs. UConn (2/25/23)			0			
REBS	10	2x, last Alabama St. (11/17/23)			17	Coppin State (11/10/21)			0			
AST	3	at Missouri (11/10/23)			10	Georgetown (2/9/22)			0			
BLK	1	Alabama St. (11/17/23)			3	4x			0			
STL	3	Alabama St. (11/17/23)			5	Seton Hall (1/13/22)			0			
MINS	31	vs. Michigan (11/22/23)			-				0			

CAREER STATISTICS

				Field Goals		3-Point		F-Throws		Rebounds								Scoring		
SEASON	TEAM	GP-GS	MIN/AVG	FG-FGA	FG%	3FG-3FGA	3FG%	FT-FTA	FT%	OFF	DEF	TOT	AVG	PF-FO	A	TO	BLK	STL	PTS	AVG
2020-21	DePaul	9-1	132/14.7	21-55	.382	1-14	.071	3-5	.600	9	15	24	2.7	15-0	4	6	2	4	46	5.1
2021-22	DePaul	28-27	834/29.8	158-355	.445	35-118	.297	54-78	.692	51	157	208	7.4	60-0	68	66	29	47	405	14.5
2022-23	SJU	31-17	798/25.7	158-403	.392	42-143	.294	51-65	.785	72	139	211	6.8	68-1	49	58	12	39	409	13.2
2023-24	Mem	4-4	110/27.4	18-47	.383	11-23	.478	11-16	.688	6	20	26	6.5	6-0	5	12	2	7	58	14.5
TOTAL FOR Mem		4-4	110/27.4	18-47	.383	11-23	.478	11-16	.688	6	20	26	6.5	6-0	5	12	2	7	58	14.5
TOTAL		72-49	1874/26.0	355-860	.413	89-298	.299	119-164	.726	138	331	469	6.5	149-1	126	142	45	97	918	12.8



9

CALEB MILLS
G | 6-5 | 185 | 5TH | TR
ARDEN, N.C.
ASHEVILLE CHRISTIAN ACADEMY / FLORIDA STATE

2023-24 GAME-BY-GAME

Date	Opponent	GS	Min	FG/A	PCT.	3FG/A	PCT	FT/A	PCT	OFF	DEF	TOTAL	AVG	PF	AST	TO	BLK	STL	PTS	AVG
Nov. 6	Jackson State	-	22	3-9	.333	1-5	.200	3-4	.750	0	7	7	7.0	2	2	0	1	2	10	10.0
Nov. 10	@ Missouri	-	33	2-5	.400	0-1	.000	4-5	.800	3	1	4	5.5	2	2	1	1	0	8	9.0
Nov. 17	Alabama State	1	24	3-5	.600	1-2	.500	3-3	1.000	0	2	2	4.3	2	3	0	0	0	10	9.3
Nov. 22	vs. Michigan	1	27	5-12	.417	0-3	.000	0-0	.000	0	4	4	4.3	3	1	2	1	1	10	9.5
Nov. 23	vs. ARK/STAN																			
Nov. 24	vs. TBD																			
Dec. 2	at Ole Miss																			
Dec. 6	at VCU																			
Dec. 10	at Texas A&M																			
Dec. 16	Clemson																			
Dec. 19	Virginia																			
Dec. 23	Vanderbilt																			
Dec. 30	Austin Peay																			
Jan. 4	at Tulsa																			
Jan. 7	SMU																			
Jan. 10	UTSA																			
Jan. 14	at Wichita State																			
Jan. 18	South Florida																			
Jan. 21	at Tulane																			
Jan. 28	at UAB																			
Jan. 31	Rice																			
Feb. 3	Wichita State																			
Feb. 8	at Temple																			
Feb. 11	Tulane																			
Feb. 15	at North Texas																			
Feb. 18	at SMU																			
Feb. 21	Charlotte																			
Feb. 25	Florida Atlantic																			
Feb. 29	at East Carolina																			
March 3	UAB																			
March 9	at Florida Atlantic																			
March 13	AAC																			
March 14	AAC																			
March 15	AAC																			
March 16	AAC																			

MILLS' SEASON/CAREER HIGHS

		SEASON		CAREER	AMERICAN ATHLETIC CONFERENCE
POINTS	10	3x, last vs. Michigan (11/22/23)	27	3x, last vs. BC (2/18/23)	
FG	5	vs. Michigan (11/22/23)	9	4x	
FGA	12	vs. Michigan (11/22/23)	19	at Cincinnati (2/5/22)	
3FG	1	2x, last Alabama St. (11/17/23)	5	2x, last at Syracuse (1/15/22)	
3FGA	5	Jackson State (11/6/23)	9	3x, last vs. Wash. (12/25/19)	
FT	4	at Missouri (11/10/23)	17	Boston College (2/18/23)	
FTA	5	at Missouri (11/10/23)	21	Boston College (2/18/23)	
REBS	7	Jackson State (11/6/23)	7	4x, last vs. Jackson St. (11/6/23)	
AST	3	Alabama St. (11/17/23)	8	St. John's (12/17/22)	
BLK	1	3x, last vs. Michigan (11/22/23)	3	Wake Forest (2/5/22)	
STL	2	Jackson State (11/6/23)	5	2x, last at UCF (11/11/22)	
MINS	33	at Missouri (11/10/23)			

CAREER STATISTICS

				Field Goals		3-Point		F-Throws		Rebounds									Scoring	
SEASON	TEAM	GP-GS	MIN/AVG	FG-FGA	FG%	3FG-3FGA	3FG%	FT-FTA	FT%	OFF	DEF	TOT	AVG	PF-FO	A	TO	BLK	STL	PTS	AVG
2019-20	UH	31-7	696/22.4	143-371	.385	50-137	.365	73-97	.753	12	70	82	2.6	58-0	35	43	5	16	409	13.2
2020-21	UH	4-0	76/19.0	13-29	.448	1-4	.250	12-12	1.000	2	3	5	1.3	8-0	1	6	0	5	39	9.8
2021-22	FSU	26-23	682/26.2	120-277	.433	30-85	.353	59-69	.855	11	51	62	2.4	49-0	63	53	13	39	329	12.7
2022-23	FSU	32-31	948/29.6	137-334	.410	30-102	.294	112-134	.836	17	79	96	3.0	71-1	110	70	19	43	416	13.0
2023-24	Mem	4-2	106/26.5	13-31	.419	2-11	.182	10-12	.833	3	14	17	4.3	9-0	8	3	3	3	38	9.5
TOTAL FOR Mem		4-2	106/26.5	13-31	.419	2-11	.182	10-12	.833	3	14	17	4.3	9-0	8	3	3	3	38	9.5
TOTAL		97-63	2507/25.8	426-1042	.409	113-339	.333	266-324	.821	45	217	262	2.7	195-1	217	175	40	106	1231	12.7



10

JAYKWON WALTON
G | 6-7 | 206 | SR. | TR
COLUMBUS, GA.
WICHITA STATE

2023-24 GAME-BY-GAME

Date	Opponent	GS	Min	FG/A	PCT.	3FG/A	PCT	FT/A	PCT	OFF	DEF	TOTAL	AVG	PF	AST	TO	BLK	STL	PTS	AVG
Nov. 6	Jackson State	1	28	7-11	.636	3-4	.750	2-2	1.000	2	3	5	5.0	1	1	5	0	3	19	19.0
Nov. 10	@ Missouri	1	33	5-8	.625	3-5	.600	0-1	.000	0	3	3	4.0	3	2	0	2	1	13	16.0
Nov. 17	Alabama State	1	25	4-9	.444	1-4	.250	3-5	.600	1	6	7	5.0	3	3	3	0	0	12	14.7
Nov. 22	vs. Michigan	1	30	2-8	.250	1-4	.250	0-1	.000	0	3	3	4.5	3	2	0	2	1	5	12.3
Nov. 23	vs. ARK/STAN																			
Nov. 24	vs. TBD																			
Dec. 2	at Ole Miss																			
Dec. 6	at VCU																			
Dec. 10	at Texas A&M																			
Dec. 16	Clemson																			
Dec. 19	Virginia																			
Dec. 23	Vanderbilt																			
Dec. 30	Austin Peay																			
Jan. 4	at Tulsa																			
Jan. 7	SMU																			
Jan. 10	UTSA																			
Jan. 14	at Wichita State																			
Jan. 18	South Florida																			
Jan. 21	at Tulane																			
Jan. 28	at UAB																			
Jan. 31	Rice																			
Feb. 3	Wichita State																			
Feb. 8	at Temple																			
Feb. 11	Tulane																			
Feb. 15	at North Texas																			
Feb. 18	at SMU																			
Feb. 21	Charlotte																			
Feb. 25	Florida Atlantic																			
Feb. 29	at East Carolina																			
March 3	UAB																			
March 9	at Florida Atlantic																			
March 13	AAC																			
March 14	AAC																			
March 15	AAC																			
March 16	AAC																			

WALTON'S SEASON/CAREER HIGHS

	SEASON				CAREER				AMERICAN ATHLETIC CONFERENCE			
POINTS	19	Jackson State (11/6/23)	24	2x, last vs. Houston (2/2/23)								
FG	7	Jackson State (11/6/23)	9	Tulane (1/25/23)								
FGA	11	Jackson State (11/6/23)	15	Tulane (1/25/23)								
3FG	3	2x, last at Missouri (11/10/23)	5	2x, last at Temple (2/16/23)								
3FGA	5	at Missouri (11/10/23)	9	Tulane (1/25/23)								
FT	3	Alabama St. (11/17/23)	8	at SMU (1/22/23)								
FTA	5	Alabama St. (11/17/23)	12	at SMU (1/22/23)								
REBS	7	Alabama St. (11/17/23)	10	3x, last San Francisco (11/22/22)								
AST	3	Alabama St. (11/17/23)	6	2x, last vs. Memphis (2/23/23)								
BLK	2	2x, last vs. Michigan (11/22/23)	2	3x, last vs. Michigan (11/22/23)								
STL	3	Jackson State (11/6/23)	4	Mississippi Valley (12/13/22)								
MINS	33	at Missouri (11/10/23)										

CAREER STATISTICS

				Field Goals		3-Point		F-Throws		Rebounds									Scoring	
SEASON	TEAM	GP-GS	MIN/AVG	FG-FGA	FG%	3FG-3FGA	3FG%	FT-FTA	FT%	OFF	DEF	TOT	AVG	PF-FO	A	TO	BLK	STL	PTS	AVG
2019-20	UGa	7-0	37/5.3	5-11	.455	1-5	.200	4-4	1.000	0	3	3	0.4	3-0	2	1	0	0	15	2.1
2020-21	UGa	2-0	15/7.4	0-3	.000	0-2	.000	2-4	.500	1	5	6	3.0	1-0	0	2	0	0	2	1.0
2022-23	WSU	28-27	902/32.2	136-254	.535	42-105	.400	75-96	.781	23	124	147	5.3	59-2	54	53	7	21	389	13.9
2023-24	Mem	4-4	116/29.0	18-36	.500	8-17	.471	5-9	.556	3	15	18	4.5	10-0	8	8	4	5	49	12.3
TOTAL FOR Mem		4-4	116/29.0	18-36	.500	8-17	.471	5-9	.556	3	15	18	4.5	10-0	8	8	4	5	49	12.3
TOTAL		41-31	1070/26.1	159-304	.523	51-129	.395	86-113	.761	27	147	174	4.2	73-2	64	64	11	26	455	11.1



11

JAHVON QUINERLY
G | 6-1 | 175 | 5TH | TR
HACKENSACK, N.J.
HUDSON CATHOLIC HS / ALABAMA

CAREER ACCOLADES

- 2023-24 Preseason AAC First Team
- 2023-24 Bob Cousy Award Preseason Watch List
- SEC Co-Sixth Man of the Year (2023)
- SEC Tournament Most Outstanding Player (2021)
- SEC All-Tournament Team (2021 & 2023)
- McDonald's All-American (2018)
-

2022-23 (ALABAMA)

- Played in 35 games after missing the first two games of the season after returning from a knee injury
- Ended the season with 1,149 career points at Alabama, which ranks No. 43 in program history
- Became first player in program history to win SEC Sixth Man of the Year
- Named to the SEC All-Tournament Team for the second time in his career
- Averaged 8.7 points, 1.9 rebounds and a team-leading 3.6 assists per game
- Scored double figures in 15 games including a season-high 24 points in Alabama's SEC-clinching win over Auburn
- Recorded four games scoring 20 points or more and 11 times he had 5+ assists
-

2021-22 (ALABAMA)

- Played in all 33 contests, starting in 27 games
- Finished the season ranked second on the team in scoring (13.8 ppg), as-
sists (4.2 apg) and in field goals both made (165) and attempted (401)
- Had 23 double-digit scoring games, including five 20-point contests, and
led the Tide with 11 games with five or more assists
-

2020-21 (ALABAMA)

- Named the SEC Tournament Most Outstanding Player in helping lead
the Crimson Tide to the program's first tournament championships since 1991
- Averaged 15.7 points, 3.0 assists and 2.7 rebounds while shooting 59.4
percent (19-of-32) and 46.2 percent (6-of-13) from beyond the arc across
the Tide's three victories in Nashville
- Played in 30 contests making seven starts and finished with 23 double-fig-
ure scoring games including each of his final 15 contests to end the season
-

2019-20 (ALABAMA)

- Transferred to Alabama and redshirted
-

2018-19 (VILLANOVA)

- Averaged 3.2 points and 9.1 minutes per game in 25 appearances in his
lone season with the Wildcats
-

HIGH SCHOOL

- Played at Hudson Catholic HS under head coach Nick Mariniello
- A 5-star prospect who was considered as one of the nation's top point
guards, earning a spot in the McDonald's All-American Game
- A two-time New Jersey Gatorade Player of the Year
- Ranked No. 26 in ESPN's Top 100 in the Prep Class of 2018
- Averaged 20.1 points, 6.3 assists and 1.8 steals per game as a senior after
going for 20.4 points, 5.4 assists and 1.9 steals a game during his junior
season
- During his high school career, he averaged 16.6 points, 4.3 assists and 1.5
steals over 109 games
- Shot 44.6 percent (220-of-493) from beyond the arc over his four years
at Hudson Catholic

CAREER STATISTICS

				Field Goals		3-Point		F-Throws		Rebounds								Scoring		
SEASON	TEAM	GP-GS	MIN/AVG	FG-FGA	FG%	3FG-3FGA	3FG%	FT-FTA	FT%	OFF	DEF	TOT	AVG	PF-FO	A	TO	BLK	STL	PTS	AVG
2018-19	VU	25-0	230/9.2	28-83	.337	12-48	.250	11-15	.733	2	18	20	0.8	18-0	22	19	0	5	79	3.2
2020-21	Bama	30-7	753/25.1	142-297	.478	52-120	.433	51-74	.689	15	50	65	2.2	59-1	96	69	1	19	387	12.9
2021-22	Bama	33-27	988/29.9	165-401	.411	50-178	.281	77-104	.740	11	87	98	3.0	63-1	137	98	5	21	457	13.8
2022-23	Bama	35-6	743/21.2	109-271	.402	46-129	.357	41-50	.820	7	60	67	1.9	52-1	126	75	0	24	305	8.7
2023-24	Mem	4-4	124/31.0	18-34	.529	7-18	.389	8-10	.800	1	18	19	4.8	9-0	21	9	1	7	51	12.8
TOTAL FOR Mem		4-4	124/31.0	18-34	.529	7-18	.389	8-10	.800	1	18	19	4.8	9-0	21	9	1	7	51	12.8
TOTAL		127-44	2839/22.4	462-1086	.425	167-493	.339	188-253	.743	36	233	269	2.1	201-3	402	270	7	76	1279	10.1

2023-24 GAME-BY-GAME																				
Date	Opponent	GS	Min	FG/A	PCT.	3FG/A	PCT	FT/A	PCT	OFF	DEF	TOTAL	AVG	PF	AST	TO	BLK	STL	PTS	AVG
Nov. 6	Jackson State	1	25	2-7	.286	1-4	.250	3-4	.750	0	1	1	1.0	2	4	3	0	3	8	8.0
Nov. 10	@ Missouri	1	34	7-10	.700	2-5	.400	2-2	1.000	0	8	8	4.5	1	5	4	0	3	18	13.0
Nov. 17	Alabama State	1	34	6-9	.667	3-5	.600	1-1	1.000	1	7	8	5.7	3	4	2	1	0	16	14.0
Nov. 22	vs. Michigan	1	32	3-8	.375	1-4	.250	2-3	.667	0	2	2	4.8	3	8	0	0	1	9	12.8
Nov. 23	vs. ARK/STAN																			
Nov. 24	vs. TBD																			
Dec. 2	at Ole Miss																			
Dec. 6	at VCU																			
Dec. 10	at Texas A&M																			
Dec. 16	Clemson																			
Dec. 19	Virginia																			
Dec. 23	Vanderbilt																			
Dec. 30	Austin Peay																			
Jan. 4	at Tulsa																			
Jan. 7	SMU																			
Jan. 10	UTSA																			
Jan. 14	at Wichita State																			
Jan. 18	South Florida																			
Jan. 21	at Tulane																			
Jan. 28	at UAB																			
Jan. 31	Rice																			
Feb. 3	Wichita State																			
Feb. 8	at Temple																			
Feb. 11	Tulane																			
Feb. 15	at North Texas																			
Feb. 18	at SMU																			
Feb. 21	Charlotte																			
Feb. 25	Florida Atlantic																			
Feb. 29	at East Carolina																			
March 3	UAB																			
March 9	at Florida Atlantic																			
March 13	AAC																			
March 14	AAC																			
March 15	AAC																			
March 16	AAC																			

Averaged 3.2 points and 9.1 minutes per game in 25 appearances in his lone season with the Wildcats

HIGH SCHOOL

Played at Hudson Catholic HS under head coach Nick Mariniello
 A 5-star prospect who was considered as one of the nation's top point guards, earning a spot in the McDonald's All-American Game
 A two-time New Jersey Gatorade Player of the Year
 Ranked No. 26 in ESPN's Top 100 in the Prep Class of 2018
 Averaged 20.1 points, 6.3 assists and 1.8 steals per game as a senior after going for 20.4 points, 5.4 assists and 1.9 steals a game during his junior season
 During his high school career, he averaged 16.6 points, 4.3 assists and 1.5 steals over 109 games
 Shot 44.6 percent (220-of-493) from beyond the arc over his four years at Hudson Catholic

QUINERLY'S SEASON/CAREER HIGHS						
	SEASON			CAREER		AMERICAN ATHLETIC CONFERENCE
POINTS	18	at Missouri (11/10/23)		26	South Dakota St. (11/21/21)	
FG	7	at Missouri (11/10/23)		11	South Dakota St. (11/21/21)	
FGA	10	at Missouri (11/10/23)		26	North Carolina (11/27/22)	
3FG	3	Alabama St. (11/17/23)		6	at LSU (1/19/21)	
3FGA	5	2x, last Alabama St. (11/17/23)		15	South Dakota St. (11/21/21)	
FT	3	Jackson State (11/6/23)		8	2x, last vs. Auburn (3/1/23)	
FTA	4	Jackson State (11/6/23)		11	Drake (11/26/21)	
REBS	8	2x, last Alabama St. (11/17/23)		8	2x, last Alabama St. (11/17/23)	
AST	8	vs. Michigan (11/22/23)		11	Maryland (3/22/21)	
BLK	1	Alabama St. (11/17/23)		2	Mississippi State (2/16/22)	
STL	3	2x, last at Missouri (11/10/23)		3	6x last at Missouri (11/10/23)	
MIN	34	2x, last Alabama St. (11/17/23)				



23

NOAH STANSBURY
G | 6-0 | 170 | R-JR. | TR
BOWLING GREEN, KY.
GREENWOOD HS / WESTERN KENTUCKY

2023-24 GAME-BY-GAME

Date	Opponent	GS	Min	FG/A	PCT.	3FG/A	PCT	FT/A	PCT	OFF	DEF	TOTAL	AVG	PF	AST	TO	BLK	STL	PTS	AVG
Nov. 6	Jackson State	-	2	0-0	.000	0-0	.000	0-2	.000	0	0	0	0.0	0	1	1	0	0	0	0.0
Nov. 10	@ Missouri	-	-	-	-	-	-	-	-	-	-	-	-	-	-	-	-	-	-	-
Nov. 17	Alabama State	-	1	0-1	.000	0-0	.000	0-0	.000	0	0	0	0.0	0	0	0	0	0	0	0.0
Nov. 22	vs. Michigan																			
Nov. 23	vs. ARK/STAN																			
Nov. 24	vs. TBD																			
Dec. 2	at Ole Miss																			
Dec. 6	at VCU																			
Dec. 10	at Texas A&M																			
Dec. 16	Clemson																			
Dec. 19	Virginia																			
Dec. 23	Vanderbilt																			
Dec. 30	Austin Peay																			
Jan. 4	at Tulsa																			
Jan. 7	SMU																			
Jan. 10	UTSA																			
Jan. 14	at Wichita State																			
Jan. 18	South Florida																			
Jan. 21	at Tulane																			
Jan. 28	at UAB																			
Jan. 31	Rice																			
Feb. 3	Wichita State																			
Feb. 8	at Temple																			
Feb. 11	Tulane																			
Feb. 15	at North Texas																			
Feb. 18	at SMU																			
Feb. 21	Charlotte																			
Feb. 25	Florida Atlantic																			
Feb. 29	at East Carolina																			
March 3	UAB																			
March 9	at Florida Atlantic																			
March 13	AAC																			
March 14	AAC																			
March 15	AAC																			
March 16	AAC																			

STANSBURY'S SEASON/CAREER HIGHS

	SEASON	CAREER	AMERICAN ATHLETIC CONFERENCE
POINTS			
FG			
FGA	1	Alabama St. (11/17/23)	
3FG			
3FGA		2	2x, last Rhodes (11/30/21)
FT			
FTA	2	Jackson State (11/6/23)	2x, last Jackson State (11/6/23)
REBS		4	Rhodes (11/30/21)
AST	1	Jackson State (11/6/23)	Rhodes (11/30/21)
BLK			
STL		1	2x, last Kentucky St. (11/12/22)
MINS	2	Jackson State (11/6/23)	

CAREER STATISTICS

				Field Goals		3-Point		F-Throws		Rebounds				Scoring						
SEASON	TEAM	GP-GS	MIN/AVG	FG-FGA	FG%	3FG-3FGA	3FG%	FT-FTA	FT%	OFF	DEF	TOT	AVG	PF-FO	A	TO	BLK	STL	PTS	AVG
2021-22	WestKy	14-0	75/5.4	0-5	.000	0-5	.000	0-0	.000	0	11	11	0.8	8-0	9	6	0	1	0	0.0
2022-23	WestKy	6-0	9/1.6	0-0	.000	0-0	.000	0-0	.000	0	3	3	0.5	0-0	0	0	0	1	0	0.0
2023-24	Mem	2-0	3/1.4	0-1	.000	0-0	.000	0-2	.000	0	0	0	0.0	1-0	1	1	0	0	0	0.0
TOTAL FOR Mem		2-0	3/1.4	0-1	.000	0-0	.000	0-2	.000	0	0	0	0.0	1-0	1	1	0	0	0	0.0
TOTAL		22-0	87/4.0	0-6	.000	0-5	.000	0-2	.000	0	14	14	0.6	9-0	10	7	0	2	0	0.0



20

JOE COOPER
G | 6-1 | 180 | R-JR. | TR
MEMPHIS, TENN.
OLIVE BRANCH HS / NORTHWEST CC

2023-24 GAME-BY-GAME

Date	Opponent	GS	Min	FG/A	PCT.	3FG/A	PCT	FT/A	PCT	OFF	DEF	TOTAL	AVG	PF	AST	TO	BLK	STL	PTS	AVG
Nov. 6	Jackson State																			
Nov. 10	@ Missouri																			
Nov. 17	Alabama State																			
Nov. 22	vs. Michigan																			
Nov. 23	vs. ARK/STAN																			
Nov. 24	vs. TBD																			
Dec. 2	at Ole Miss																			
Dec. 6	at VCU																			
Dec. 10	at Texas A&M																			
Dec. 16	Clemson																			
Dec. 19	Virginia																			
Dec. 23	Vanderbilt																			
Dec. 30	Austin Peay																			
Jan. 4	at Tulsa																			
Jan. 7	SMU																			
Jan. 10	UTSA																			
Jan. 14	at Wichita State																			
Jan. 18	South Florida																			
Jan. 21	at Tulane																			
Jan. 28	at UAB																			
Jan. 31	Rice																			
Feb. 3	Wichita State																			
Feb. 8	at Temple																			
Feb. 11	Tulane																			
Feb. 15	at North Texas																			
Feb. 18	at SMU																			
Feb. 21	Charlotte																			
Feb. 25	Florida Atlantic																			
Feb. 29	at East Carolina																			
March 3	UAB																			
March 9	at Florida Atlantic																			
March 13	AAC																			
March 14	AAC																			
March 15	AAC																			
March 16	AAC																			

COOPER'S SEASON/CAREER HIGHS

	SEASON	CAREER	AMERICAN ATHLETIC CONFERENCE
POINTS			
FG			
FGA			
3FG			
3FGA			
FT			
FTA			
REBS			
AST			
BLK			
STL			
MINS			

2022-23 (NORTHWEST MISS. CC)

- Played in 21 games with the Rangers, earning 20 starts
- Averaged a team-high 15.1 points and 4.9 assists per game to go along with 4.0 rebounds
- Led the team in steals (29), assists (103) and free throws made (79)
- Shot 36.3 percent overall (103-284) and made 32-of-85 from deep (37.6%)
- Scored double figures in 16 games, including a career-high 30 points against East Mississippi CC
- Notched two double-doubles with 12 points and 10 rebounds against Southern Arkansas University and 18 points and 10 assists versus EMCC

2021-22 (NORTHWEST MISS. CC)

- Notched two double-doubles with 12 points and 10 rebounds against Southern Arkansas University and 18 points and 10 assists versus EMCC
- Played and started in all 25 games last season with the Rangers, helping Northwest to the Region 23 Playoffs
- Led the team in scoring last season, averaging 15.1 points per game
- Led the team in steals (33) and assists (120)
- Tied for fourth in total rebounds last season, earning 86
- Notched a career-high 26 points in a loss to Northeast on Jan.13
- Was credited with a season-high 10 assists against Mississippi Gulf Coast on February 7
- Competed in the All-American JUCO Showcase in Atlanta during the offseason

2020-21 (NORTHWEST MISS. CC)

- Played in 13 games at Pearl River CC, averaging 21.4 minutes per game
- Averaged 6.3 points, 4.5 assists and 2.2 rebounds per game
- Scored a season-high 18 points against East Central on January 25
- Dished out a season-high 10 assists against Copiah-Lincoln on March 4
- Invited to the All-American JUCO Showcase and the JucoReport.com Elite150 showcase

2019-20 (PEARL RIVER CC)

- Redshirted his freshman season at Pearl River CC.
-

PRIOR TO MEMPHIS/PERSONAL

- Played for coach Eric Rombaugh at Olive Branch
- Helped the Conquistadors to a 26-8 record and a runner-up finish in the MHSAA Class 5A playoffs as a senior
- Averaged 15 points, 8.2 assists and 3.0 rebounds per game during his final varsity season
- Selected to play in the 2018 Mississippi Sports Medicine North/South All-Star game
- Named to the Clarion-Ledger's Dandy Dozen for the 2018-19 season
- 2019 Clarion-Ledger All-State third team selection
- Chosen to the 2019 Bob Gibbons Tournament of Champions All-Tournament team and invited to the Jim Couch National Training Showcase
- Received recruiting interest from Ole Miss, Mississippi State, Murray State, UNLV, Tulane, LaSalle, Western Kentucky and Jackson State

CAREER STATISTICS



23

MALCOLM DANDRIDGE
C | 6-9 | 260 | GR. | 4L
MEMPHIS, TENN.
EAST HS

2023-24 GAME-BY-GAME

Date	Opponent	GS	Min	FG/A	PCT.	3FG/A	PCT	FT/A	PCT	OFF	DEF	TOTAL	AVG	PF	AST	TO	BLK	STL	PTS	AVG
Nov. 6	Jackson State	1	17	5-5	1.000	0-0	.000	0-0	.000	1	2	3	3.0	1	0	0	1	0	10	10.0
Nov. 10	@ Missouri	1	11	2-3	.667	0-0	.000	2-3	.667	2	2	4	3.5	4	1	0	2	0	6	8.0
Nov. 17	Alabama State	-	12	2-2	1.000	0-0	.000	1-2	.500	0	4	4	3.7	1	0	1	2	0	5	7.0
Nov. 22	vs. Michigan	-	11	1-2	.500	0-0	.000	0-0	.000	2	0	2	3.3	3	0	3	2	3	2	5.8
Nov. 23	vs. ARK/STAN																			
Nov. 24	vs. TBD																			
Dec. 2	at Ole Miss																			
Dec. 6	at VCU																			
Dec. 10	at Texas A&M																			
Dec. 16	Clemson																			
Dec. 19	Virginia																			
Dec. 23	Vanderbilt																			
Dec. 30	Austin Peay																			
Jan. 4	at Tulsa																			
Jan. 7	SMU																			
Jan. 10	UTSA																			
Jan. 14	at Wichita State																			
Jan. 18	South Florida																			
Jan. 21	at Tulane																			
Jan. 28	at UAB																			
Jan. 31	Rice																			
Feb. 3	Wichita State																			
Feb. 8	at Temple																			
Feb. 11	Tulane																			
Feb. 15	at North Texas																			
Feb. 18	at SMU																			
Feb. 21	Charlotte																			
Feb. 25	Florida Atlantic																			
Feb. 29	at East Carolina																			
March 3	UAB																			
March 9	at Florida Atlantic																			
March 13	AAC																			
March 14	AAC																			
March 15	AAC																			
March 16	AAC																			

DANDRIDGE'S SEASON/CAREER HIGHS

		SEASON		CAREER		AMERICAN ATHLETIC CONFERENCE
POINTS	10	Jackson State (11/6/23)	14	2x, last vs. Seton Hall (11/24/22)	14	at Cincinnati (2/28/21)
FG	5	Jackson State (11/6/23)	6	at Cincinnati (2/28/21)	6	at Cincinnati (2/28/21)
FGA	5	Jackson State (11/6/23)	10	vs. Miss. Valley State (12/8/20)	8	at Cincinnati (2/28/21)
3FG	0		0		0	
3FGA	0		1	at Tulsa (1/22/20)	1	at Tulsa (1/22/20)
FT	2	at Missouri (11/10/23)	8	vs. Seton Hall (11/24/22)	4	vs. Houston (3/6/22)
FTA	3	at Missouri (11/10/23)	10	vs. Seton Hall (11/24/22)	8	at UCF (1/12/22)
REBS	4	2x, last Alabama St. (11/17/23)	10	at Tulsa (1/17/21)	10	at Tulsa (1/17/21)
AST	1	at Missouri (11/10/23)	4	vs. Cincinnati (1/16/20)	4	vs. Cincinnati (1/16/20)
BLK	2	3x, last vs. Michigan (11/22/23)	3	8x, last vs. Nebraska (11/25/22)	3	7x
STL	3	vs. Michigan (11/22/23)	4	2x, last vs. Cincinnati (1/16/20)	4	vs. Cincinnati (1/16/20)
MINS	17	Jackson State (11/6/23)	28	vs. #1 Houston (3/5/23)	28	vs. #1 Houston (3/5/23)

CAREER STATISTICS

				Field Goals		3-Point		F-Throws		Rebounds									Scoring	
SEASON	TEAM	GP-GS	MIN/AVG	FG-FGA	FG%	3FG-3FGA	3FG%	FT-FTA	FT%	OFF	DEF	TOT	AVG	PF-FO	A	TO	BLK	STL	PTS	AVG
2019-20	Mem	24-4	318/13.2	34-48	.708	0-1	.000	13-31	.419	18	53	71	3.0	48-1	16	35	17	19	81	3.4
2020-21	Mem	26-0	314/12.1	45-82	.549	0-0	.000	8-22	.364	31	45	76	2.9	48-1	13	33	17	13	98	3.8
2021-22	Mem	31-7	369/11.9	55-102	.539	0-1	.000	26-54	.481	32	50	82	2.6	63-1	23	46	25	23	136	4.4
2022-23	Mem	20-3	290/14.5	42-73	.575	0-1	.000	29-38	.763	19	53	72	3.6	48-2	8	24	19	12	113	5.7
2023-24	Mem	4-2	52/12.9	10-12	.833	0-0	.000	3-5	.600	5	8	13	3.3	9-0	1	4	7	3	23	5.8
TOTAL		105-16	1343/12.8	186-317	.587	0-3	.000	79-150	.527	105	209	314	3.0	216-5	61	142	85	70	451	4.3



25

JAYDEN HARDAWAY
G | 6-5 | 205 | GR. | 4L
MEMPHIS, TENN.
IMG ACADEMY

2023-24 GAME-BY-GAME

Date	Opponent	GS	Min	FG/A	PCT.	3FG/A	PCT	FT/A	PCT	OFF	DEF	TOTAL	AVG	PF	AST	TO	BLK	STL	PTS	AVG
Nov. 6	Jackson State	-	12	1-3	.333	0-2	.000	4-4	1.000	0	1	1	1.0	1	1	0	0	1	6	6.0
Nov. 10	@ Missouri	-	17	0-5	.000	0-2	.000	1-2	.500	0	0	0	0.5	2	2	0	0	0	1	3.5
Nov. 17	Alabama State	-	17	2-4	.500	0-1	.000	2-2	1.000	0	0	0	0.3	0	0	0	0	0	6	4.3
Nov. 22	vs. Michigan	-	11	2-2	1.000	1-1	1.000	0-0	.000	0	0	0	0.3	0	0	0	0	0	5	4.5
Nov. 23	vs. ARK/STAN																			
Nov. 24	vs. TBD																			
Dec. 2	at Ole Miss																			
Dec. 6	at VCU																			
Dec. 10	at Texas A&M																			
Dec. 16	Clemson																			
Dec. 19	Virginia																			
Dec. 23	Vanderbilt																			
Dec. 30	Austin Peay																			
Jan. 4	at Tulsa																			
Jan. 7	SMU																			
Jan. 10	UTSA																			
Jan. 14	at Wichita State																			
Jan. 18	South Florida																			
Jan. 21	at Tulane																			
Jan. 28	at UAB																			
Jan. 31	Rice																			
Feb. 3	Wichita State																			
Feb. 8	at Temple																			
Feb. 11	Tulane																			
Feb. 15	at North Texas																			
Feb. 18	at SMU																			
Feb. 21	Charlotte																			
Feb. 25	Florida Atlantic																			
Feb. 29	at East Carolina																			
March 3	UAB																			
March 9	at Florida Atlantic																			
March 13	AAC																			
March 14	AAC																			
March 15	AAC																			
March 16	AAC																			

HARDAWAY'S SEASON/CAREER HIGHS

	SEASON				CAREER				AMERICAN ATHLETIC CONFERENCE			
POINTS	6	2x, last Alabama St. (11/17/23)	16	vs. Little Rock (12/6/22)	14	at Tulane (12/29/21)						
FG	2	2x, last vs. Michigan (11/22/23)	7	vs. Little Rock (12/6/22)	5	2x, last vs. Temple (2/12/23)						
FGA	5	at Missouri (11/10/23)	10	vs. Auburn (12/10/22)	9	vs. SMU (1/26/23)						
3FG	0		4	at Tulane (12/29/21)	4	at Tulane (12/29/21)						
3FGA	2	2x, last at Missouri (11/10/23)	6	at Saint Louis (11/15/22)	5	at Tulane (12/29/21)						
FT	4	Jackson State (11/6/23)	4	3x, last vs. Jackson St. (11/6/23)	4	2x, last vs. UCF (2/1/21)						
FTA	4	Jackson State (11/6/23)	4	5x, last vs. Jackson St. (11/6/23)	4	4x, last at South Florida (3/2/21)						
REBS	1	Jackson State (11/6/23)	4	4x, last vs. Tulane (3/11/23)	4	2x, last vs. Tulane (3/11/23)						
AST	2	at Missouri (11/10/23)	3	vs. Arkansas State (12/2/20)	2	4x, last at Tulsa (1/29/23)						
BLK	0		2	vs. NC Central (11/13/21)	1	5x, last vs. UCF (2/5/22)						
STL	1	Jackson State (11/6/23)	3	vs. Tennessee Tech (11/9/21)	2	3x, last vs. Cincinnati (2/26/23)						
MINS	17	2x, last Alabama St. (11/17/23)	26	2x, last vs. Tulane (2/4/23)	26	vs. Tulane (2/4/23)						

PRIOR TO MEMPHIS/PERSONAL

- Is the son of Memphis head coach Penny Hardaway
- During the 2016-17 season, played at East High School in Memphis and contributed to the team's 2017 TSSAA Class AAA state championship
- Played 2017-18 season for IMG Academy's post-graduate team in Bradenton, Florida
- Scored 25 points in a 126-123 win over Miami Dade Community College in November 2017
- Before attending East High during the 2016-17 season, spent junior season at Miami Palmetto, averaging 12.1 points per game
- At Palmetto, wore jersey No. 1, the same number his father wore played for the NBA's Orlando Magic in the 1990s

CAREER STATISTICS

				Field Goals		3-Point		F-Throws		Rebounds									Scoring	
SEASON	TEAM	GP-GS	MIN/AVG	FG-FGA	FG%	3FG-3FGA	3FG%	FT-FTA	FT%	OFF	DEF	TOT	AVG	PF-FO	A	TO	BLK	STL	PTS	AVG
2019-20	Mem	22-1	172/7.8	17-41	.415	6-22	.273	6-8	.750	7	10	17	0.8	16-0	4	12	1	5	46	2.1
2020-21	Mem	28-5	279/10.0	26-73	.356	6-34	.176	16-26	.615	9	10	19	0.7	10-0	16	10	4	9	74	2.6
2021-22	Mem	23-1	228/9.9	22-58	.379	12-26	.462	11-13	.846	7	16	23	1.0	9-0	13	8	5	9	67	2.9
2022-23	Mem	29-19	492/17.0	57-132	.432	23-68	.338	21-26	.808	8	21	29	1.0	35-0	16	16	4	12	158	5.4
2023-24	Mem	4-0	57/14.4	5-14	.357	1-6	.167	7-8	.875	0	1	1	0.3	3-0	3	0	0	1	18	4.5
TOTAL		106-26	1228/11.6	127-318	.399	48-156	.308	61-81	.753	31	58	89	0.8	73-0	52	46	14	36	363	3.4



30

JJ TAYLOR
F | 6-8 | 180 | FR | TR
CHICAGO, ILL.
SAN YSIDRO HS

2023-24 GAME-BY-GAME

Date	Opponent	GS	Min	FG/A	PCT.	3FG/A	PCT	FT/A	PCT	OFF	DEF	TOTAL	AVG	PF	AST	TO	BLK	STL	PTS	AVG
Nov. 6	Jackson State	-	2	0-0	.000	0-0	.000	0-0	.000	0	1	1	1.0	0	0	0	0	0	0	0.0
Nov. 10	@ Missouri	-	-	-	-	-	-	-	-	-	-	-	-	-	-	-	-	-	-	-
Nov. 17	Alabama State	-	2	0-0	.000	0-0	.000	0-0	.000	0	0	0	0.5	0	0	0	0	0	0	0.0
Nov. 22	vs. Michigan																			
Nov. 23	vs. ARK/STAN																			
Nov. 24	vs. TBD																			
Dec. 2	at Ole Miss																			
Dec. 6	at VCU																			
Dec. 10	at Texas A&M																			
Dec. 16	Clemson																			
Dec. 19	Virginia																			
Dec. 23	Vanderbilt																			
Dec. 30	Austin Peay																			
Jan. 4	at Tulsa																			
Jan. 7	SMU																			
Jan. 10	UTSA																			
Jan. 14	at Wichita State																			
Jan. 18	South Florida																			
Jan. 21	at Tulane																			
Jan. 28	at UAB																			
Jan. 31	Rice																			
Feb. 3	Wichita State																			
Feb. 8	at Temple																			
Feb. 11	Tulane																			
Feb. 15	at North Texas																			
Feb. 18	at SMU																			
Feb. 21	Charlotte																			
Feb. 25	Florida Atlantic																			
Feb. 29	at East Carolina																			
March 3	UAB																			
March 9	at Florida Atlantic																			
March 13	AAC																			
March 14	AAC																			
March 15	AAC																			
March 16	AAC																			


TAYLOR'S SEASON/CAREER HIGHS

	SEASON				CAREER				AMERICAN ATHLETIC CONFERENCE			
POINTS												
FG												
FGA												
3FG												
3FGA												
FT												
FTA												
REBS	1	Jackson State (11/6/23)				1	Jackson State (11/6/23)					
AST												
BLK												
STL												
MINS	2	2x, last Alabama St. (11/17/23)				2	2x, last Alabama St. (11/17/23)					

CAREER STATISTICS

				Field Goals		3-Point		F-Throws		Rebounds									Scoring	
SEASON	TEAM	GP-GS	MIN/AVG	FG-FGA	FG%	3FG-3FGA	3FG%	FT-FTA	FT%	OFF	DEF	TOT	AVG	PF-FO	A	TO	BLK	STL	PTS	AVG
2023-24	Mem	2-0	4/1.8	0-0	.000	0-0	.000	0-0	.000	0	1	1	0.5	0-0	0	0	0	0	0	0.0
TOTAL		2-0	4/1.8	0-0	.000	0-0	.000	0-0	.000	0	1	1	0.5	0-0	0	0	0	0	0	0.0

2023-24 MEMPHIS BASKETBALL RADIO/TV GUIDE



JONATHAN PIERRE
F | 6-9 | 210 | JR.




JAYHLON YOUNG
G | 6-2 | 175 | R-JR.



NICK JOURDAIN
F | 6-9 | 220 | JR.



JORDAN BROWN
C | 6-11 | 225 | R-SR.




ASHTON HARDAWAY
F | 6-8 | 210 | FR.



CARL CHERENFANT
G | 6-5 | 195 | FR.



DAVID JONES
F | 6-6 | 210 | SR.



CALEB MILLS
G | 6-5 | 185 | 5TH



JAYKWON WALTON
G | 6-7 | 206 | SR.



JAHVON QUINERLY
G | 6-1 | 175 | 5TH



NOAH STANSBURY
G | 6-0 | 170 | R-JR.



JOE COOPER
G | 6-1 | 180 | R-JR.



MALCOLM DANDRIDGE
C | 6-9 | 260 | GR.



JAYDEN HARDAWAY
G | 6-5 | 207 | GR.



JJ TAYLOR
F | 6-8 | 180 | FR.



PENNY HARDAWAY
6TH SEASON



RICK STANSBURY
1ST SEASON



FARAGI PHILLIPS
2ND SEASON



ANDY BORMAN
1ST SEASON



JAMIE ROSSER
1ST SEASON