

# CAROLINA

## MEN'S BASKETBALL

### 2023-24 SCHEDULE

4-1, 0-0 ACC

(3-0 Home, 0-0 Away, 1-1 Neutral)

#### NOVEMBER (AP rankings)

6	Radford (19/-)	W, 86-70	ACCN
12	Lehigh (19/-)	W, 90-68	ACCN
17	UC Riverside (20/-)	W, 77-52	ACCN
22	% vs. Northern Iowa (14/-)	W, 91-69	ESPN
23	% vs. Villanova (14/-)	L, 81-83 (ot)	ESPN
24	% vs. Arkansas (14/20)	1 p.m.	ESPN2
29	# Tennessee	7:15 p.m.	ESPN

#### DECEMBER

2	Florida State	2 p.m.	ACCN
5	@ vs. Connecticut	9 p.m.	ESPN
16	! vs. Kentucky	5:30 p.m.	CBS
20	& vs. Oklahoma	9 p.m.	ESPN
29	Charleston Southern	7 p.m.	ACCN

#### JANUARY

2	at Pittsburgh	7 p.m.	ESPN2/U
6	at Clemson		ESPN
10	at NC State	8 p.m.	ESPN
13	Syracuse	1 p.m.	ESPN
17	Louisville	9 p.m.	ACCN
20	at Boston College	2:15 p.m.	The CW
22	Wake Forest	7 p.m.	ESPN
27	at Florida State	2 p.m.	ESPN/2
30	at Georgia Tech	7 p.m.	ESPN/2/U

#### FEBRUARY

3	Duke	6:30 p.m.	ESPN
6	Clemson	7 p.m.	ESPN/2/U
10	at Miami	4 p.m.	ESPN/2
13	at Syracuse	7 p.m.	ESPN/2/U
17	Virginia Tech	2 p.m.	ACCN
24	at Virginia	2 or 4 p.m.	ESPN/2
26	Miami	7 p.m.	ESPN

#### MARCH

2	NC State	4 p.m.	ESPN
5	Notre Dame	7 p.m.	ACCN
9	at Duke	6:30 p.m.	ESPN
12-16	* ACC Tournament		

#### SITE/SPECIAL EVENT KEY

% Bad Boy Mowers Battle 4 Atlantis, Paradise Island, Bahamas

# ACC-SEC Challenge, Chapel Hill

@ Jimmy V Classic, New York, N.Y.

! CBS Sports Classic, Atlanta, Ga.

& Jumpman Invitational, Charlotte, N.C.

\* ACC Tournament, Washington, D.C.

All Times Eastern

### UNC SPORTS INFORMATION/MEDIA RELATIONS

#### Senior Associate AD (contact for Hubert Davis)

Steve Kirschner

Direct Office Phone: (919) 962-7258

Cell Phone: (919) 475-2695

Email: [stevekirschner@unc.edu](mailto:stevekirschner@unc.edu)

#### Director of Website Management/Media Relations

(contact for player interviews) Matt Bowers

Cell Phone: (919) 619-7021

Email: [mattbowers@unc.edu](mailto:mattbowers@unc.edu)

#### Office Location

Woody Durham Media & Communications Center  
2nd Floor, 380 Skipper Bowles Drive

Web Site: [GoHeels.com](http://GoHeels.com)

Carolina Basketball X (Twitter): @UNC\_Basketball

Stats and Notes X (Twitter): @UNCMBBStats

Instagram: UNC\_Basketball

YouTube: @GoHeels

7 NATIONAL CHAMPIONSHIPS: NCAA 1957, 1982, 1993, 2005, 2009, 2017; Helms 1924

21 FINAL FOURS

52 NCAA TOURNAMENT APPEARANCES

32 ACC REGULAR-SEASON CHAMPIONSHIPS

18 ACC TOURNAMENT CHAMPIONSHIPS

38 ASSOCIATED PRESS FINAL TOP-10 RANKINGS



### GAME 6 vs. ARKANSAS: Friday, November 24 Bad Boy Mowers Battle 4 Atlantis Third Place Game Imperial Arena, Atlantis, The Bahamas 1 p.m., ESPN2

- Carolina looks to bounce back from its first loss of the season when it plays Arkansas in the third place game in the Bad Boy Mowers Battle 4 Atlantis Friday at 1 p.m.
- The Tar Heels are 4-1 after an 83-81 overtime loss to Villanova on Thursday. The Razorbacks are 4-2 with a home loss to UNCG and an 84-79 loss to Memphis on Thanksgiving.
- This is the first game this season in which both teams are ranked in the AP poll. UNC entered the week No. 14 and the Razorbacks are No. 20.
- RJ Davis scored 23 and Harrison Ingram had 20, but Eric Dixon led the Villanova with 34 points and 10 rebounds, the Wildcats made 32 of 36 free throws and three of UNC's top six players fouled out of the game.
- Cormac Ryan added 18 for the Tar Heels, including a three-pointer with 33 seconds to play to tie the game at 68, but injured an ankle in the final seconds in overtime. His status for Friday's game is unknown at this time.
- UNC dropped to 4-3 all-time on Thanksgiving.
- The Tar Heels made nine three-pointers – four by Ingram, two apiece by Davis and Ryan and one by Elliot Cadeau. UNC has made 21 threes in the first two games in the Bahamas.
- Carolina has not allowed a fastbreak point in the two games in the Bahamas.
- UNC is playing in the Battle 4 Atlantis for the

third time. The loss to Villanova dropped UNC's record in the Battle 4 Atlantis to 5-3.

- It was Carolina's first overtime loss since a four-overtime game vs. Alabama on Thanksgiving weekend last season in Portland, Ore.
- Armando Bacot had 18 rebounds against the Wildcats, the 12th time in his career he grabbed 18 or more in a game. He has 1,401 rebounds in his career, including 499 on the offensive glass, both all-time UNC records.
- Bacot is averaging 4.6 offensive rebounds per game this season, ahead of his school record marks of 4.19 (in 2022-23) and 4.18 (2021-22) the last two seasons.

#### UNC-ARKANSAS

- The Tar Heels are 7-3 all-time against Arkansas. The last meeting was 11/24/2017 in Portland, Ore., in PK 80, an 87-68 Tar Heel victory. Luke Maye had 28 points, 16 rebounds and five assists in the win.
- The previous six times UNC played Arkansas were in NCAA Tournament games from 1990-2017. Carolina won four of those six NCAA Tournament, including 1993 and 2017 when the Tar Heels went on to win NCAA titles.
- The Arkansas game is the first of back-to-back games for UNC against SEC teams. The Tar Heels host Tennessee November 29 in the first ACC-SEC Challenge.

#### UNC VS. ARKANSAS (UNC LEADS, 7-3)

Date	W-L	NC	UA	Site	Rank	Coach
1-14-79	W	63	57	Greensboro Coliseum	3/10	Dean Smith
11-30-80	W	64	58	Anchorage, Buckner Fieldhouse Great Alaska Shootout	13/20	Dean Smith
2-12-84	L	64	65	Pine Bluff, Ark., Convention Center	1/-	Dean Smith
3-22-90	L	73	96	Dallas, Reunion, NCAAmw	-/7	Dean Smith
3-26-93	W	80	74	Meadowlands, NCAAe	4/12	Dean Smith
4-1-95	L	68	75	Seattle, Kingdome, NCAA FF	4/6	Dean Smith
3-23-08	W	108	77	Raleigh, RBC Center, NCAAe	1/-	Roy Williams
3-21-15	W	87	78	Jacksonville, Vet. Mem., NCAAw	15/21	Roy Williams
3-19-17	W	72	65	Greenville, S.C./Bon Secours Wellness Arena, NCAAAs	5/-	Roy Williams
11-24-17	W	87	68	Portland, Ore., Moda Center, PK80	9/-	Roy Williams

#### UNC Bests vs. Arkansas

Points: 28 by Luke Maye, 11/24/17 in Portland, Ore.

3FG: 5 by Donald Williams, 4/1/95 in Seattle, Wash. ^

Rebounds: 16 by Luke Maye, 11/24/17 in Portland, Ore.

Assists: 9 by Dante Calabria, 4/1/95 in Seattle, Wash. ^

Blocked Shots: 4 by Rasheed Wallace, 4/1/95 in Seattle, Wash. ^

Steals: 5 by Dudley Bradley, 1/14/79 in Greensboro; by Marcus Paige, 3/21/15 in Jacksonville Fla. ^; by Justin Jackson, 3/19/17 in Greenville, S.C. ^

Most Arkansas Points vs. UNC: 27 by Michael Qualls, 3/21/15 in Jacksonville Fla. ^

# MEDIA INFORMATION



**CREDENTIALS:** Media seating in the Smith Center is located in section 212. Seats will be prioritized for media who regularly cover Carolina Basketball, the visiting team and national media.

Please make credential requests online at <https://bit.ly/453I90V> or click on the QR code on this page.

Single-game requests should be made at least 14 days prior to a scheduled game, especially if you want a parking pass mailed to you.

All photo/TV passes will be issued on a game-by-game basis. There are no season photo/TV passes.

Approved credentials may be picked up at media will call at Smith Center Entrance D, which will open 90 minutes before the scheduled starting time. Entrance D is closest to the reserved parking lot behind the natatorium and the Smith Center/basketball offices.

All briefcases, computer bags and photo equipment are subject to search.

**MEDIA WORK ROOM:** The media work room is located on the ground floor adjacent to the visiting team's locker room. Seats are assigned. Overflow seats are available in the hall outside the media room. Media may also choose to work from their seat in section 212.

**MEALS:** Meals are provided at most games. Check with Steve Kirschner in advance if you have questions. Soft drinks and water are available while supplies last. There is a beverage cooler located just outside the media workroom.

**PHOTO SPOTS/PHOTO WORKSPACE:** Photo spots are assigned by half. Note your assigned seat may change by half. Credentials for photographers and videographers will be issued on a game-by-game basis and will be numbered to match the space on the baseline where they are assigned to shoot.

Workspace for photographers and videographers will be available in or just outside the media work room on the ground floor adjacent to the visiting team's locker room.

**ARENA WiFi:** Wireless Internet access is available in the arena. Instructions for logging on is posted in the press room. Please do not publicize the network or password for WiFi access. Live stats are available at [UNC.statbroadcast.com](http://UNC.statbroadcast.com).

**MEDIA PARKING:** Media parking is located in the Bowles Lot on Skipper Bowles Drive. Parking, if requested and approved at least 14 days before the game, will either be mailed to you or you may pick up at the Athletic Communications office in advance. If you make your request fewer than 14 days before a scheduled game, we are unable to mail you the parking. To get a parking pass you would need to either pick up in person in advance or provide us your Fed Ex number. Please note, you must have a parking pass to enter the media lot on the day of a game. You can't park first and then get your parking pass at our office.

GPS Directions: Skipper Bowles Lot, S-11, UNC campus (there is no street address number for this lot).

**POSTGAME INTERVIEWS:** Carolina head coach Hubert Davis will conduct a postgame press conference in the media workroom. UNC players will be available for interviews in the team dining room just off the home tunnel.

Interviews with the visiting team at the Smith Center will be handled on a per-game basis. The visiting team may use the press room for an interview with the head coach, but it may choose to do so via Zoom or make its coach and players available for questions outside their locker room.

**NON-GAMEDAY INTERVIEWS:** Throughout the season, Davis and players will be available a day or two before select games. The schedule of these sessions will be updated throughout the season in UNC's media game notes.

Interview requests should be made through the athletic communications office. Contact Kirschner with interview requests for Coach Davis. Due to contractual obligations, Davis is unable to participate in live radio call-in shows.

Media should direct player interview requests to Matt Bowers ([mattbowers@unc.edu](mailto:mattbowers@unc.edu), 919-619-7021). Player interviews typically occur before practice. Players are not available for interviews on game day or on non-practice days.

## 2023-24 PRESS CONFERENCE SCHEDULE (subject to change)

Day	Date	Game/Event	Time	Place
Tue	Nov 28	day before Tennessee	12:30 p.m.	press room
Mon	Dec 4	day before UConn	1:30 p.m.	press room
Thu	Dec 14	two days before Kentucky	TBA	press room
Tue	Dec 19	day before Oklahoma	TBA	hotel in Charlotte
Fri	Jan 5	day before at Clemson	TBA	press room
Mon	Jan 8	ACC zoom	11:10 a.m.	
Tue	Jan 9	day before at NC State	TBA	press room
Mon	Jan 15	ACC zoom	11 a.m.	
Fri	Jan 19	day before at Boston College	TBA	press room
Fri	Jan 26	day before at Florida State	TBA	press room
Mon	Jan 29	ACC zoom	11 a.m.	
Fri	Feb 2	day before Duke	TBA	press room
Mon	Feb 5	ACC zoom	11 a.m.	
Fri	Feb 9	day before at Miami	TBA	press room
Mon	Feb 12	ACC zoom	11 a.m.	
Fri	Feb 16	day before Virginia Tech	TBA	press room
Mon	Feb 19	ACC zoom	11:10 a.m.	
Fri	Feb 23	day before at Virginia	TBA	press room
Fri	Mar 1	day before NC State	TBA	press room
Mon	Mar 4	ACC zoom	11 a.m.	
Thu	Mar 7	two days before at Duke	TBA	press room

*No ACC zooms on January 22 (Wake Forest) and February 26 (Miami)*



To access credential application



To access the media central landing page on GoHeels.com

**ACC COACHES ZOOM:** Beginning January 8, Coach Davis will be available most Mondays for 10 minutes on the ACC media Zoom. Coaches do not participate if their teams play that evening.

**ONLINE & SOCIAL MEDIA:** Carolina's official website is GoHeels.com, which features the media guide, record book, statistics, game notes, roster, schedule, archives and other information. Archived recordings of the weekly and postgame press conferences will be posted to the site. Follow the Tar Heels on Twitter and Instagram at @UNC\_Basketball. A stats and notes Twitter feed is available at @UNCMBBStats.

**VISITING & NATIONAL RADIO LOCATIONS:** Radio rights-holders for opposing teams and national radio will broadcast from booth 110 at the back of the lower grandstand in the Smith Center. UNC provides an Ethernet line and one analog phone line for your use.

**WEEKLY RADIO SHOW:** Jones Angell hosts Coach Davis's weekly radio show on the following dates: December 4, 11 and 18; January 8, 15, 24 and 29; February 5, 12, 19 and 28; March 4 and 11.

# ROSTERS, PRONUNCIATION GUIDE



## ALPHABETICAL

No.	Player	Yr.	Pos.	Ht.	Wt.	Hometown	Previous College/High School
5	Armando Bacot	Gr.	F/C	6-11	240	Richmond, Va.	IMG Academy (Bradenton, Fla.)
2	Elliot Cadeau	Fr.	G	6-1	180	West Orange, N.J.	Link Academy (Branson, Mo.)
4	RJ Davis	Sr.	G	6-0	180	White Plains, N.Y.	Archbishop Stepinac
34	Duwe Farris	Gr.	F	6-7	210	Charlotte, N.C.	Myers Park
1	Zayden High	Fr.	F	6-9	225	San Antonio, Texas	AZ Compass Prep (Chandler, Ariz.)
55	Harrison Ingram	Jr.	F	6-7	235	Dallas, Texas	Stanford/St. Mark's School
22	Rob Landry	Sr.	G	6-4	190	Greensboro, N.C.	North Carolina School of Science & Math (Durham, N.C.)
14	Creighton Lebo	Sr.	G	6-1	180	Greenville, N.C.	Greenfield School (Wilson, N.C.)
32	James Okonkwo	Jr.	F	6-8	240	Maidenhead, England	West Virginia/Furze Platt Senior School
3	Cormac Ryan	Gr.	G	6-5	195	New York, N.Y.	Notre Dame/Milton Academy (Milton, Mass.)
7	Seth Trimble	So.	G	6-3	195	Menomonee Falls, Wis.	Menomonee Falls
13	Jalen Washington	So.	F	6-10	230	Gary, Ind.	West Side Leadership Academy
24	Jae'Lyn Withers	Gr.	F	6-9	215	Charlotte, N.C.	Louisville/North Mecklenburg (Huntersville, N.C.)
8	Paxson Wojcik	Gr.	G	6-5	195	Charleston, S.C.	Brown/La Lumiere School (La Porte, Ind.)

**Head Coach:** Hubert Davis (12th year at UNC, 3rd year as head coach)

**Assistant Coaches:** Brad Frederick (11th year at UNC, 7th year as assistant coach); Jeff Lebo (3rd year at UNC); Sean May (9th year at UNC, 3rd year as assistant coach, 1st year as JV coach)

**Director of Recruiting:** Pat Sullivan (7th season at UNC), **Director of Team and Player Development:** Marcus Paige (1st season at UNC), **Director of Operations:** Eric Hoots (20th year), **Director of Strength and Conditioning:** Jonas Sahratian (20th year), **Athletics Trainer:** Doug Halverson (11th year) , **Assistant to the Director of Operations:** Kiersten Steinbacher, **Student Managers:** Ragan Copeland (head manager), Sam Combs, James Rolf Blizzard, Jordan Carrier, Will Gurganious , GW Roehner, Avery Wilkerson

## NUMERICAL

No.	Player	Yr.	Pos.	Ht.	Wt.	Hometown	Previous College/High School
1	Zayden High	Fr.	F	6-9	225	San Antonio, Texas	AZ Compass Prep (Chandler, Ariz.)
2	Elliot Cadeau	Fr.	G	6-1	180	West Orange, N.J.	Link Academy (Branson, Mo.)
3	Cormac Ryan	Gr.	G	6-5	195	New York, N.Y.	Notre Dame/Milton Academy (Milton, Mass.)
4	RJ Davis	Sr.	G	6-0	180	White Plains, N.Y.	Archbishop Stepinac
5	Armando Bacot	Gr.	F/C	6-11	240	Richmond, Va.	IMG Academy (Bradenton, Fla.)
7	Seth Trimble	So.	G	6-3	195	Menomonee Falls, Wis.	Menomonee Falls
8	Paxson Wojcik	Gr.	G	6-5	195	Charleston, S.C.	Brown/La Lumiere School (La Porte, Ind.)
13	Jalen Washington	So.	F	6-10	230	Gary, Ind.	West Side Leadership Academy
14	Creighton Lebo	Sr.	G	6-1	180	Greenville, N.C.	Greenfield School (Wilson, N.C.)
22	Rob Landry	Sr.	G	6-4	190	Greensboro, N.C.	North Carolina School of Science & Math (Durham, N.C.)
24	Jae'Lyn Withers	Gr.	F	6-9	215	Charlotte, N.C.	Louisville/North Mecklenburg (Huntersville, N.C.)
32	James Okonkwo	Jr.	F	6-8	240	Maidenhead, England	West Virginia/Furze Platt Senior School
34	Duwe Farris	Gr.	F	6-7	210	Charlotte, N.C.	Myers Park
55	Harrison Ingram	Jr.	F	6-7	235	Dallas, Texas	Stanford/St. Mark's School

## PRONUNCIATIONS

**Armando Bacot** (are-MAHN-doe BAY-cot), **Elliot Cadeau** (kuh-DOE), **Duwe Farris** (Dewey FAIR-us), **Zayden High** (ZAY-din), **Creighton Lebo** (KRAY-ton LEE-boe), **Jeff Lebo** (LEE-boe), **James Okonkwo** (oh-CON-kwo), **Cormac Ryan** (CORE-mack), **Jonas Sahratian** (JOE-nus suh-RAY-shun), **Jalen Washington** (JAY-linn), **Jae'Lyn Withers** (JAY-linn), **Paxson Wojcik** (WO-jick); **Hometown:** Seth Trimble– Menomonee Falls, Wis. (muh-NAH-muh-nee)

	DATES OF BIRTH	AGE
Armando Bacot	March 6, 2000	23
Elliot Cadeau	September 4, 2004	19
RJ Davis	October 21, 2001	22
Duwe Farris	September 1, 2000	23
Zayden High	March 26, 2004	19
Harrison Ingram	November 27, 2002	20
Rob Landry	August 4, 2000	23
Creighton Lebo	September 8, 2001	22
James Okonkwo	October 1, 2003	20
Cormac Ryan	October 26, 1998	25
Seth Trimble	August 9, 2004	19
Jalen Washington	February 21, 2004	19
Jae'Lyn Withers	December 20, 2000	22
Paxson Wojcik	August 8, 2000	23

## SOCIAL MEDIA

Armando Bacot  
Elliot Cadeau  
RJ Davis  
Duwe Farris  
Zayden High  
Harrison Ingram  
Rob Landry  
Creighton Lebo  
James Okonkwo  
Cormac Ryan  
Seth Trimble  
Jalen Washington  
Jae'Lyn Withers  
Paxson Wojcik

## X (TWITTER)

@iget\_buckets35  
@ElliotCadeau  
@ariidavis\_  
@Duwefarris  
@zaydenh1gh  
@HarrisonIngram  
@LeboCreighton  
@kingjmo\_32  
@sethtrimble1  
@jalen\_w13  
@jaelynwithers  
@paxsonwojcik

## INSTAGRAM

armando  
elllio  
ariidavis\_  
duwefarris  
zaydenhigh  
harrison.ingram  
roblandry15  
creighton\_lebo  
kingjmo\_32  
cormac\_ryan5  
sethtrim  
w.\_jalen  
jaelynwithers  
paxsonwojcik

# SCHEDULE



DAY	DATE	OPPONENT	SITE	TIME/RESULT	TV/Streaming
Fri	Oct 27	Saint Augustine's (exhibition)	Chapel Hill	W, 117-53	ACCNX
Mon	Nov 6	Radford	Chapel Hill	W, 86-70 (1-0)	ACC Network
Sun	Nov 12	Lehigh	Chapel Hill	W, 90-68 (2-0)	ACC Network
Fri	Nov 17	UC Riverside	Chapel Hill	W, 77-52 (3-0)	ACC Network
<b>Bad Boy Mowers Battle 4 Atlantis (Imperial Arena)</b>					
Wed	Nov 22	vs. Northern Iowa	Paradise Island, Bahamas	W, 91-69 (4-0)	ESPN
Thu	Nov 23	vs. Villanova	Paradise Island, Bahamas	L, 81-83, OT (4-1)	ESPN
Fri	Nov 24	vs. Arkansas	Paradise Island, Bahamas	1 p.m.	ESPN2
<b>ACC-SEC Challenge</b>					
Wed	Nov 29	Tennessee	Chapel Hill	7:15 p.m.	ESPN
Sat	Dec 2	Florida State	Chapel Hill	2 p.m.	ACC Network
<b>Jimmy V Classic (Madison Square Garden)</b>					
Tue	Dec 5	vs. Connecticut	New York, N.Y.	9 p.m.	ESPN
<b>CBS Sports Classic (State Farm Arena)</b>					
Sat	Dec 16	vs. Kentucky	Atlanta, Ga.	5:30 p.m.	CBS
<b>Jumpman Invitational (Spectrum Center)</b>					
Wed	Dec 20	vs. Oklahoma	Charlotte, N.C.	9 p.m.	ESPN
Fri	Dec 29	Charleston Southern	Chapel Hill	8 p.m.	ACC Network
Tue	Jan 2	at Pittsburgh (Petersen Events Center)	Pittsburgh, Pa.	7 p.m.	ESPN, ESPN2 or ESPNU
Sat	Jan 6	at Clemson (Littlejohn Coliseum)	Clemson, S.C.		ESPN2
Wed	Jan 10	at NC State (PNC Arena)	Raleigh, N.C.	8 p.m.	ESPN
Sat	Jan 13	Syracuse	Chapel Hill	1 p.m.	ESPN
Wed	Jan 17	Louisville	Chapel Hill	9 p.m.	ACC Network
Sat	Jan 20	at Boston College (Conte Forum)	Chestnut Hill, Mass.	2:15 p.m.	The CW
Mon	Jan 22	Wake Forest	Chapel Hill	7 p.m.	ESPN
Sat	Jan 27	at Florida State (Donald L. Tucker Center)	Tallahassee, Fla.	2 p.m.	ESPN or ESPN2
Tue	Jan 30	at Georgia Tech (McCasmish Pavilion)	Atlanta, Ga.	7 p.m.	ESPN, ESPN2 or ESPNU
Sat	Feb 3	Duke	Chapel Hill	6:30 p.m.	ESPN
Tue	Feb 6	Clemson	Chapel Hill	7 p.m.	ESPN, ESPN2 or ESPNU
Sat	Feb 10	at Miami (Watsco Center)	Coral Gables, Fla.	4 p.m.	ESPN or ESPN2
Tue	Feb 13	at Syracuse (JMA Wireless Dome)	Syracuse, N.Y.	7 p.m.	ESPN, ESPN2 or ESPNU
Sat	Feb 17	Virginia Tech	Chapel Hill	2 p.m.	ACC Network
Sat	Feb 24	at Virginia (John Paul Jones Arena)	Charlottesville, Va.	2 or 4 p.m.	ESPN or ESPN2
Mon	Feb 26	Miami	Chapel Hill	7 p.m.	ESPN
Sat	Mar 2	NC State	Chapel Hill	4 p.m.	ESPN
Tue	Mar 5	Notre Dame	Chapel Hill	7 p.m.	ACC Network
Sat	Mar 9	at Duke (Cameron Indoor Stadium)	Durham, N.C.	6:30 p.m.	ESPN
<b>Atlantic Coast Conference Championship (Capital One Arena)</b>					
Tue-Sat	Mar 12-16		Washington, DC		

## NCAA Tournament

**First Four:** March 19&20– Dayton, Ohio

**First & Second Rounds:** March 21&23– Charlotte, N.C.; Omaha, Neb.; Pittsburgh, Pa.; Spokane, Wash.; March 22&24– Brooklyn, N.Y.; Indianapolis, Ind.; Memphis, Tenn.; Salt Lake City, Utah

**Regionals:** March 28&30– East: Boston, Mass.; Los Angeles, Calif.; March 29&31– Midwest: Detroit, Mich.; Dallas, Texas

**Final Four:** April 6&8– Glendale, Ariz.

*Home games at the Dean E. Smith Center*

*All times are Eastern*



## UNC'S RECORD WHEN ... UNDER HUBERT DAVIS

	2023-24	Total
Home	3-0	30-5
Away	0-0	12-10
Neutral	1-1	11-9
Overtime	0-1	4-2
Leads at Half	3-1	40-5
Trails at Half	1-0	10-19
Tied at Half	0-0	3-0
UNC shoots 50% or better FG	1-0	16-0
UNC shoots 40-49.9% FG	3-1	30-13
UNC shoots under 40% FG	0-0	7-11
Opponents shoot 50% or better FG	0-0	2-8
Opponents shoot 40-49.9% FG	2-0	29-13
Opponents shoot under 40% FG	2-1	22-3
UNC has more rebounds	3-1	48-15
Opponents have more rebounds	1-0	5-8
Teams have same rebounds	0-0	0-1
UNC has more offensive rebounds	3-1	36-18
Opponents have more offensive rebounds	1-0	14-5
Teams have same offensive rebounds	0-0	3-1
UNC has more turnovers	1-1	24-17
Opponents have more turnovers	3-0	20-6
Teams have same number of turnovers	0-0	9-1
UNC scores 80 or more points	3-1	30-4
UNC scores less than 80 points	1-0	23-20
UNC scores 90 or more points	2-0	14-1
UNC scores 100 or more points	0-0	3-1
Opponents score 80 or more points	0-1	9-11
Opponents score less than 80 points	4-0	44-13
Opponents score 90 or more points	0-0	0-5
Opponents score 100 or more points	0-0	0-1
OVERALL RECORD	4-1	53-24

## CURRENT STREAKS

Overall	Lost 1
Home	Won 3
Road	Won 2
Neutral Site	Lost 1
vs. ACC Opponents (all games)	Lost 1
vs. Home Non-ACC	Won 15
vs. Home ACC	Lost 1
vs. Road Non-ACC	Lost 1
vs. Road ACC	Won 2
AP-ranked opponents	Lost 1
Overtime	Lost 1
UNC Scores 100 Points	Won 1
UNC Scores 90 Points	Won 4
UNC Scores 80 Points	Lost 1
UNC Scores Less than 80 Points	Won 1
UNC Scores Less than 70 Points	Lost 2
UNC Scores Less than 60 Points	Lost 5
Opponents Score 80 Points	Lost 3
UNC Leads at the Half	Lost 1
Tied at the Half	Won 3
UNC Trails at the Half	Won 1
UNC Shoots 50% Field Goals	Won 24
UNC Shoots Under 40% Field Goals	Lost 2
Opponents Shoot 50% Field Goals	Won 1
Opponents Shoot Under 40% Field Goals	Lost 1
UNC Makes 7 or More 3FGs	Lost 1
Opponents Make 10 or More 3FGs	Won 2
UNC Makes More 3FGs	Lost 1
UNC Makes 20 Free Throws	Won 2
Opponents Make More Free Throws	Lost 3
UNC Has More Rebounds	Lost 1
Opponents Have More Rebounds	Won 1
UNC Has More Turnovers	Lost 1
Opponents Have More Turnovers	Won 4

## STATISTICAL COMPARISON

	UNC	ARKANSAS
Record	4-1	4-2
Points/Game	85.0	82.2
Scoring Defense	68.4	73.3
Scoring Margin	+16.6	+8.9
FG%	.460	.448
3FG%	.361	.339
3FGs/Game	7.8	7.2
FT%	.762	.703
FG% Defense	.385	.421
3FG% Defense	.309	.343
Oppt 3FGs/Game	7.6	7.7
Rebounds/Game	41.0	40.0
Offensive Rebs/Game	12.4	11.5
Rebound Margin	+6.2	+5.5
Assists/Game	14.0	11.0
Turnovers/Game	10.4	12.2
Assists/Turnovers	1.3	0.9
Turnovers Forced/Game	13.2	13.0

### KenPom.com (as of November 23)

Overall Ranking	17	38
Offensive Efficiency	115.1 (16)	111.8 (39)
Defensive Efficiency	93.9 (27)	95.7 (41)
Effective FG Pct.	52.2 (110)	50.8 (145)
Turnover Pct.	14.2 (43)	16.0 (101)
Offensive Rebound Pct.	33.5 (85)	31.4 (140)
FTA/FGA	40.0 (77)	50.7 (11)
Strength of Schedule	234	166

## CAROLINA STATS IN WINS vs. LOSSES

	Wins	Losses
Points Per Game	86.0	81.0
Oppt. Points Per Game	64.8	83.0
FG%	.468	.431
Oppt. FG%	.385	.383
3FG%	.357	.375
Oppt. 3FG%	.327	.227
3FGs Per Game	7.5	9.0
Oppt. 3FGs Per Game	8.3	5.0
FT%	.777	.696
Oppt. FT%	.711	.889
Rebound Margin	+6.5	+5.0
Assists/Turnovers	57/39 (1.5)	13/13 (1.0)
Opponent A/T/O	47/57 (0.8)	5/9 (0.6)

### Carolina's Top 5 Scorers

	Wins
Armando Bacot	19.5
RJ Davis	14.0
Harrison Ingram	13.0
Cormac Ryan	9.0
Elliot Cadeau	8.8

### Carolina's Top 5 Scorers

	Losses
RJ Davis	23.0
Harrison Ingram	20.0
Cormac Ryan	18.0
Armando Bacot	8.0
Seth Trimble	5.0

## UNC'S RECORD THIS SEASON WHEN...

	2023-24	Career
Six players score in double figures	1-0	
Five players score in double figures		
Four players score in double figures	2-0	-
Three players score in double figures	1-1	-
Two players score in double figures		
One player scores in double figures		
Bacot scores in double figures	4-0	71-32
Davis scores in double figures	3-1	50-25
Ingram scores in double figures	4-1	-
Ryan scores in double figures	2-1	-
Trimble scores in double figures	1-0	2-0
Cadeau scores in double figures	1-0	-
Washington scores in double figures	1-0	1-1
Withers scores in double figures	1-0	-
Bacot leads UNC in scoring	3-0	26-12
Davis leads UNC in scoring	1-1	12-9
Ingram leads UNC in scoring	1-0	-
Bacot w/10 or more rebounds	2-1	52-26
Bacot w/5 or more offensive rebounds	2-1	32-14
Bacot has a double-double	2-0	50-20
Davis has a double-double		3-1
Ingram has a double-double	1-0	-
Two Tar Heels have double-doubles		
Three players score 20 points		
Two players score 20 points	1-1	-
Bacot scores 20 or more points	3-0	24-5
Davis scores 20 or more points	1-1	10-2
Ingram scores 20 or more points	0-1	-
Bacot and Davis score 20 points	1-0	8-0
Davis and Ingram score 20 points	0-1	-
Davis w/more assists than turnovers	2-1	49-17
Davis w/more turnovers than assists	1-0	12-11
Davis w/five or more assists		19-4
Cadeau w/more assists than turnovers	2-1	-
Cadeau w/more turnovers than assists	2-0	-
Cadeau w/five or more assists	1-1	-
Davis makes multiple 3FGs	2-1	37-13
Ingram makes multiple 3FGs	2-1	-
Ryan makes multiple 3FGs	2-1	-
Washington makes multiple 3FGs	1-0	1-0
Davis, Ingram & Ryan make multiple 3FGs	1-1	-

### 2023-24

UNC scores more 2nd chance points	3-0
Oppt scores more 2nd chance points	0-1
2nd chance points equal	1-0
UNC scores more points off turnovers	3-0
Oppt scores more points off turnovers	1-1
Points off turnovers equal	0-0
UNC scores more fastbreak points	4-1
Oppt scores more fastbreak points	0-0
Fastbreak points equal	0-0
UNC scores more points in the paint	3-0
Oppt scores more points in the paint	1-0
Points in the paint equal	0-1
UNC scores more bench points	3-0
Oppt scores more bench points	1-1
Bench points equal	0-0

## CAROLINA BASKETBALL HISTORICAL FACTS & FIGURES

### ACC Regular-Season Titles (32)

1956, 1957, 1959, 1960, 1961, 1967, 1968, 1969, 1971, 1972, 1976, 1977, 1978, 1979, 1982, 1983, 1984, 1985, 1987, 1988, 1993, 1995, 2001, 2005, 2007, 2008, 2009, 2011, 2012, 2016, 2017, 2019

**ACC Tournament Record:** 106-51 (.675)

### ACC Tournament Titles (18)

1957, 1967, 1968, 1969, 1972, 1975, 1977, 1979, 1981, 1982, 1989, 1991, 1994, 1997, 1998, 2007, 2008, 2016

**NCAA Tournament Record:** 131-49 (.728)

### NCAA Tournament Appearances (52)

1941, 1946, 1957, 1959, 1967, 1968, 1969, 1972, 1975, 1976, 1977, 1978, 1979, 1980, 1981, 1982, 1983, 1984, 1985, 1986, 1987, 1988, 1989, 1990, 1991, 1992, 1993, 1994, 1995, 1996, 1997, 1998, 1999, 2000, 2001, 2004, 2005, 2006, 2007, 2008, 2009, 2011, 2012, 2013, 2014, 2015, 2016, 2017, 2018, 2019, 2021, 2022

### NCAA Championships (6)

1957, 1982, 1993, 2005, 2009, 2017

### NCAA Championship Game Appearances (12)

1946, 1957, 1968, 1977, 1981, 1982, 1993, 2005, 2009, 2016, 2017, 2022

### NCAA Final Fours (21)

1946, 1957, 1967, 1968, 1969, 1972, 1977, 1981, 1982, 1991, 1993, 1995, 1997, 1998, 2000, 2005, 2008, 2009, 2016, 2017, 2022

### NCAA Regional Final or Elite Eights (29)

1941, 1946, 1957, 1967, 1968, 1969, 1972, 1977, 1981, 1982, 1983, 1985, 1987, 1988, 1991, 1993, 1995, 1997, 1998, 2000, 2005, 2007, 2008, 2009, 2011, 2012, 2016, 2017, 2022

### NCAA Regional Semifinals or Sweet 16s (37)

1941, 1946, 1957, 1967, 1968, 1969, 1972, 1975, 1977, 1981, 1982, 1983, 1984, 1985, 1986, 1987, 1988, 1989, 1990, 1991, 1992, 1993, 1995, 1997, 1998, 2000, 2005, 2007, 2008, 2009, 2011, 2012, 2015, 2016, 2017, 2019, 2022

**Helms Foundation National Champions:** 1924

**NIT Champions:** 1971

### National Players of the Year (11 players, 13 seasons)

Jack Cobb 1924, George Glamack 1940-41, Lennie Rosenbluth 1957, Phil Ford 1978, James Worthy 1982, Michael Jordan 1983-84, Kenny Smith 1987, Jerry Stackhouse 1995, Antawn Jamison 1998, Sean May 2005, Tyler Hansbrough 2009

### Naismith Hall of Fame (12)

Ben Carnevale 1970, Frank McGuire 1977, Dean Smith 1983, Billy Cunningham 1986, Bob McAdoo 2000, Larry Brown 2002, James Worthy 2003, Roy Williams 2007, Michael Jordan 2009, Charlie Scott 2018, Bobby Jones 2019, George Karl 2022

### First-Team All-Americans 39 players, 63 times

**Most Recent:** Justin Jackson, 2017

### Consensus First-Team All-Americans (18 players, 27 times)

Cartwright Carmichael 1923-24, Jack Cobb 1924-25-26, George Glamack 1940-41, Lennie Rosenbluth 1957, Larry Miller 1968, Robert McAdoo 1972, Phil Ford 1977-78, James Worthy 1982, Sam Perkins 1983-84, Michael Jordan 1983-84, Kenny Smith 1987, J.R. Reid 1988, Jerry Stackhouse 1995, Antawn Jamison 1998, Joseph Forte 2001, Tyler Hansbrough 2007-08-09, Brice Johnson 2016, Justin Jackson 2017

### Final Four MVPs (5)

James Worthy 1982, Donald Williams 1993, Sean May 2005, Wayne Ellington 2009, Joel Berry II 2017

### National Coaches of the Year (13 times)

Frank McGuire 1957, Dean Smith 1977-79-82-83, Bill Guthridge 1998, Matt Doherty 2001, Roy Williams 2005-06-09-17-19, Hubert Davis 2022

### First-Team All-ACC (52 players, 80 times)

**Most Recent:** Armando Bacot 2022 and 2023

### ACC Players of the Year (15 times)

Lennie Rosenbluth 1957, Pete Brennan 1958, Lee Shaffer 1960, Billy Cunningham 1965, Larry Miller 1967-68, Mitch Kupchak 1976, Phil Ford 1978, Michael Jordan 1984, Antawn Jamison 1998, Joseph Forte co-winner 2001, Tyler Hansbrough 2008, Ty Lawson 2009, Tyler Zeller 2012, Justin Jackson 2017

### ACC Rookies of the Year (9)

Sam Perkins 1981, Michael Jordan 1982, J.R. Reid 1987, Ed Cota 1997, Joseph Forte 2000, Marvin Williams 2005, Tyler Hansbrough 2006, Brandan Wright 2007, Harrison Barnes 2011

### ACC Tournament MVPs (19 times)

Lennie Rosenbluth 1957, Larry Miller 1967-68, Charles Scott 1969, Lee Dedmon 1971, Robert McAdoo 1972, Phil Ford 1975, John Kuester 1977, Dudley Bradley 1979, Sam Perkins 1981, James Worthy 1982, J.R. Reid 1989, Rick Fox 1991, Jerry Stackhouse 1994, Shammond Williams 1997, Antawn Jamison 1998, Brandan Wright 2007, Tyler Hansbrough 2008, Joel Berry II 2016

### MOST POINTS — UNC, CAREER (top 70 listed)

Rank	Pts	Player
1.	2,872	Tyler Hansbrough, 2005-2009 (ACC record)
2.	2,290	Phil Ford, 1974-78
3.	2,145	Sam Perkins, 1980-84
4.	2,047	Lennie Rosenbluth, 1954-57
5.	2,015	Al Wood, 1977-81
6.	2,007	Charlie Scott, 1967-70
7.	1,982	Larry Miller, 1965-68
8.	1,974	Antawn Jamison, 1995-98
9.	1,912	Brad Daugherty, 1982-86
10.	1,895	<b>Armando Bacot, 2019-</b>
11.	1,863	Walter Davis, 1973-77
12.	1,844	Marcus Paige, 2012-16
13.	1,836	Bobby Lewis, 1964-67
14.	1,813	Joel Berry II, 2014-18
15.	1,788	Michael Jordan, 1981-84
16.	1,765	Mike O'Koren, 1976-80
17.	1,747	George Lynch, 1989-93
18.	1,721	Rashad McCants, 2002-05
19.	1,716	Brice Johnson, 2012-16
20.	1,709	Billy Cunningham, 1962-65
21.	1,703	Rick Fox, 1987-91
22.	1,694	Wayne Ellington, 2006-09
23.	1,636	Kenny Smith, 1983-87
24.	1,627	Eric Montross, 1990-94
25.	1,626	Justin Jackson, 2014-17
	1,626	Jawad Williams, 2001-05
27.	1,615	Hubert Davis, 1988-92
28.	1,611	Mitch Kupchak, 1972-76
29.	1,567	Jeff Lebo, 1985-89
30.	1,552	J.R. Reid, 1986-89
31.	1,508	Scott Williams, 1986-90
32.	1,501	Tyler Zeller, 2008-12
33.	1,492	Donald Williams, 1991-95
34.	1,482	Kennedy Meeks, 2013-17
35.	1,476	Caleb Love, 2020-
35.	1,469	Dennis Wuycik, 1969-72
37.	1,447	Jason Capel, 1998-2002
38.	1,444	Shammond Williams, 1994-98
39.	1,414	Deon Thompson, 2006-10
40.	1,411	Brendan Haywood, 1998-01
41.	1,392	Luke Maye, 2015-19
	1,392	Kris Lang, 1998-02
43.	1,383	<b>RJ Davis, 2020-</b>
44.	1,375	Ty Lawson, 2006-09
45.	1,368	Danny Green, 2005-09
46.	1,339	Rusty Clark, 1966-69
47.	1,334	Pete Brennan, 1955-58
48.	1,316	Al Lifson, 1952-55
49.	1,296	Kevin Madden, 1985-90
50.	1,293	George Karl, 1970-73
51.	1,290	Joseph Forte, 1999-01
52.	1,287	York Larese, 1958-61
53.	1,276	Garrison Brooks, 2017-21
54.	1,267	Vince Carter, 1995-98
55.	1,264	Bobby Jones, 1971-74
56.	1,262	Ed Cota, 1996-2000
57.	1,260	Raymond Felton, 2002-05
58.	1,254	Ademola Okulaja, 1995-99
59.	1,232	James M McAdoo, 2011-14
60.	1,231	Joe Wolf, 1983-87
61.	1,228	Harrison Barnes, 2010-12
62.	1,219	James Worthy, 1979-82
63.	1,213	Sean May, 2002-05
64.	1,191	George Glamack, 1938-41
65.	1,187	Jerry Vayda, 1952-56
66.	1,165	Matt Doherty, 1980-84
67.	1,150	Pete Chilcutt, 1987-91
68.	1,128	Jeff McInnis, 1993-96
69.	1,124	John Henson, 2009-12
70.	1,113	Brian Reese, 1990-94

# POSTGAME NOTES



## EXHIBITION: @UNC 117, SAINT AUGUSTINE'S 53

- The Tar Heels made 10 of their first 17 three-point attempts, shot 61.1% from the floor in the first half and led 65-26 after 20 minutes.
- Carolina had 23 assists on 43 field goals. All five starters and seven total players had multiple assists, led by Armando Bacot and Elliot Cadeau, who each had four.
- RJ Davis made five of his first six three-point attempts and scored 20 of his game-high 22 points in the first half.
- Davis was one of seven Tar Heels to score in double figures.
- Bacot (11/10) and freshman Zayden High (10 points, 11 rebounds, three blocks) had double-doubles.
- Harrison Ingram had 16 points, nine rebounds, three assists and three blocks.
- Creighton Lebo scored 11 points and had two assists in the final seven minutes.
- Cormac Ryan sprained his ankle late in the first half and did not return.
- Seth Trimble (lower body) and Jae'Lyn Withers (upper body) did not play.
- The Tar Heel defense held the Falcons to 26.6% shooting from the floor.
- Carolina out-scored the Falcons, 26-0, in second-chance points and 25-0 on the break.

## GAME 1: @UNC 86, RADFORD 70

- Carolina improved to 102-12 overall in season openers.
- Carolina has won 19 straight season openers since losing to Santa Clara in Oakland (without starting point guard Raymond Felton) in 2004-05.
- The 86 points were the most by UNC in a season opener since defeating Northern Iowa, 86-69, in the first game in 2017-18.
- The Tar Heels' five starters (Armando Bacot, Cormac Ryan, Harrison Ingram, RJ Davis and Paxson Wojcik) entered the game with 416 combined college starts.
- Carolina improved to 464-86 in the Smith Center, including 224-18 against non-ACC opponents.
- It was Carolina's 24th straight victory when shooting over 50% from the field. The Tar Heels shot 52.5%.
- It was Carolina's 13th straight victory against a non-ACC opponent in the Smith Center.
- Bacot led Carolina with 25 points. It was his 100th double-digit scoring game, his 27th game scoring 20 or more points and his 38th game as UNC's leading scorer.
- He passed Joel Berry II for 13th in UNC career scoring.
- Bacot led Carolina with 13 rebounds. It was his 100th game as Carolina's leading rebounder.
- Bacot had five offensive rebounds, moving within two of passing Tyler Hansbrough for the most offensive rebounds at UNC (Hansbrough has 482).
- Bacot recorded the 69th double-double of his UNC career, extending his school record.
- Bacot passed Larry Miller (452) for eighth in free throws made by a Tar Heel. He was 5 for 6 from the line and has made 453 in his career.
- Bacot made 10 of 16 field goals. It was the 10th time in his career he made 10 or more field goals in a game.

- Carolina's newcomers (five transfers and two freshmen) combined for 39 points, led by 13 by Cormac Ryan and 12 by Harrison Ingram.
- Elliot Cadeau led the Heels with six assists. It is the most assists by a freshman in a Carolina debut since Bobby Frasor recorded seven against Gardner-Webb in the 2005-06 season opener.
- Four Tar Heels scored in double figures. It was Bacot's 100th game in double figures and the 72nd for Davis, 58th for Ryan and 38th for Ingram.
- Sophomore Jalen Washington scored eight points. He topped that figure only one time in 20 games last season.
- Carolina held Radford below 45% (42.4%), out-rebounded the Highlanders, 37-34, and scored more points off turnovers (14-11). The Tar Heels were undefeated in 12 games last season when they hit those benchmarks.
- The Tar Heels made their first five three-point attempts and finished the game 7 for 20. Four different starters made threes for UNC, led by Ryan's three. He made three or more eight times last season while playing for Notre Dame.
- Carolina had six turnovers in the first 10 minutes of play and eight in the first half but committed only three in the second half.
- Carolina's 46 points were its most in the first half since scoring 48 against The Citadel on 12/13/22. That was the only time Carolina scored more than 46 first-half points a year ago.
- Carolina shot 55.2% from the field in the first half, its best first-half shooting performance in a season opener since shooting 74.2% in the first half against Oakland in 2013.
- Hubert Davis won his 50th game as head coach of the Tar Heels (50-23).

## GAME 2: @UNC 90, LEHIGH 68

- It was the first time Carolina scored 90 points since defeating Clemson, 91-71, on 2/11/23.
- With 22 points, Bacot passed Bobby Lewis and Marcus Paige for 11th in UNC career scoring.
- Bacot (22 points) scored 20 or more points for the 28th time in his career, while Davis (22) scored 20 for the 13th time.
- It was the eighth time Davis and Bacot each scored at least 20 points in the same game. Carolina improved to 8-0 when they both score 20 or more.
- Bacot grabbed six offensive rebounds to pass Tyler Hansbrough for the most in UNC history. Bacot has 487 in 134 games, while Hansbrough had 482 in 142 games.
- Bacot now holds the UNC record for offensive rebounds per game at 3.63. Antawn Jamison is second at 3.62 per game.
- It was Bacot's third career 20/20 game. Bacot did it twice in 2021-22, when he had 29 points/22 rebounds against Virginia and 20 points/22 rebounds vs. in the NCAA East Regional final Saint Peter's.
- It was Bacot's 23rd career game with 15 or rebounds and seventh with 20 or more. Billy Cunningham is the only player in UNC history with more 20-rebound games (12 from 1962-65).
- Bacot recorded a double-double in the first half (12 pts/12 reb). Bacot was the last Tar Heel to achieve a double-double in a half, recording 10 points and 12 rebounds in the first half against Boston College on 1/17/23.

- Carolina improved to 2-0 against Lehigh. Their only other matchup was a 62-58 Carolina victory in Woollen Gym on 1/2/1941.

## GAME 3: @UNC 77, UC RIVERSIDE

- Carolina allowed 52 points, the fewest since Saint Peter's scored 49 in the 2022 NCAA Elite Eight in Philadelphia.
- Bacot scored a game-high 21 points. The fifth-year grad student passed Walter Davis for 10th all-time in UNC history. He made his second three-pointer and first since at Boston College on 1/2/22.
- Bacot scored more than 20 points for the 29th time in his career and for the third straight game. Carolina improved to 24-5 when Bacot scores 20 or more points.
- It marked the third time Bacot scored over 20 points in three or more straight games. He had a five-game streak in 2022-23 and a three-game streak in 2021-22.
- Washington scored 11 points, his second career game in double figures (13 at Virginia on 1/10/23). He made his first two career three-pointers and set career highs in offensive rebounds (3) and blocks (2).
- Trimble tied his career high with 11 points. He scored 11 vs. Wake Forest on 1/4/23. It was the second time he has scored in double figures.
- Withers had a career-high three blocks.
- Cadeau scored a season-high eight points.
- Carolina's bench scored a season-high 34 points (18 and 24 in the previous two games).
- Davis's field goal with 17:01 remaining in the second half ended a 7:50 period without a field goal for Carolina dating back to the final 4:51 of the first half.
- Carolina started the second half on a 19-0 run as UC Riverside did not score until 10:33 remaining in the second half. Carolina also had a 17-0 run in the first half.
- Carolina was out-rebounded, 38-37. It was the first time Carolina was out-rebounded in a win since beating Syracuse on 1/24/23.
- It was Carolina's 15th straight win against non-ACC opponents in the Smith Center.
- It was the fourth time in the last 30-plus seasons UNC wore blue uniforms at home: vs. Duke on February 8, 2020; vs. UNCW on 12/31/2013; and vs. UConn on 12/6/1991, in the ACC/Big East Challenge.

## GAME 4: UNC 91, NORTHERN IOWA 69

### BATTLE 4 ATLANTIS FIRST ROUND

- Carolina scored a season-high 91 points, including 56 in the second half (most in a half through four games).
- Carolina trailed at the half for the first time this season but began the second half on a 32-6 run to go from six points behind to leading by 20 with 11:24 to play.
- Carolina improved to 5-2 all-time in the Battle 4 Atlantis. The 91 points were the most by the Tar Heels in the Bahamas in seven games.
- Carolina trailed several times in the first half by eight points. The largest deficit in its first three games was three points. UNI led 10-2 at the first TV timeout and 39-31 with 1:17 to play in the half.
- Carolina trailed 41-35 at halftime, the first time this season an opponent led at the half.
- The Tar Heels made a season-high 12

three-pointers, including a career-high four by Ingram and three by both Davis and Ryan.

- UNC was 3 of 13 from three-point range in the first half and nine of 13 in the second. It was UNC's best three-point percentage in a half (.692) since shooting 75% (9 of 12) in the first half against Florida State on 2/12/22.
- The Tar Heels made all nine of their second-half threes in the first 11:03 of the half.
- Carolina made its first change in the starting lineup this season as Trimble made his third career start. He previously started against Notre Dame and at Virginia last season. Wojcik had started the first three games.
- Withers started the second half in place of Trimble.
- Six Tar Heels scored in double figures for the first time since 2/6/2021 at Duke.
- Ingram led UNC with a game-high 16 points. Ingram also had a game-high 10 rebounds for his first double-double as a Tar Heel and sixth of his career.
- Ingram made a career-high four three-pointers. He had made three seven times over his first two seasons at Stanford. He made one three in the first half and three in the first seven minutes in the second half.
- Ryan was scoreless in the first half (0-5 FG, 0-3 3FG) but hit his first three attempts in the first 3:53 of the second half to help give UNC a 51-42 lead. Ryan, who made three 3FGs in the opener vs. Radford, had missed 11 consecutive three-point attempts before making three straight to begin the second half.
- Ryan's 15 points were his season high as a Tar Heel. Ryan also matched his previous career high with three blocked shots, all in the first half.
- Withers made his first three of the season and had a season-high five points by halftime. He finished with a season-high 11 points, his 31st career game in double figures.
- Cadeau was 5 for 9 from the floor and scored a season-high 15 points.
- Carolina forced 17 turnovers for the second game in a row and scored a season-high 25 points off UNI's 17 turnovers. It was the most points off turnovers since scoring 32 in a home win over Wake Forest early last January.
- Carolina made 27 free throws and 26 field goals. The Tar Heels had season highs in free throws made (27) and attempts (31) and shot a season-best 87.1% from the stripe.
- The Tar Heels had 14 assists on 26 field goals.
- UNI shot 60% from the floor in the first half (15 of 25), the first time an opponent shot 60% in a half since NC State shot 64.5% in the second half on 2/19/23.
- The Tar Heels then held UNI to 32.1% from the floor and made 50% from the floor in the second half.

#### **GAME 5: VILLANOVA 83, UNC 81 (OT) BATTLE 4 ATLANTIS SEMIFINAL**

- It was Carolina's first overtime game of the season and first since beating Ohio State in New York on 12/17/2022.
- Davis (23) and Ingram (20) led UNC in scoring, both with season highs. It was the 14th 20-point game of Davis's career and the third for Ingram. Both of Ingram's previous 20-point efforts came while playing for Stanford.
- Davis, Ingram and Ryan (18) combined to score 61 of UNC's 81 points.
- Ingram made a career-high four three-pointers

for the second consecutive game. Prior to the UNI game he had made three 3FGs seven times. Yesterday, he was 4 for 6 from behind the arc; today he made 4 of 5.

- Ingram fouled out with 3:44 to play in regulation (the first time in 70 games in his career he fouled out). He was one of three Tar Heels to foul out (also Withers with 3:08 left in the second half and Cadeau with 4:08 to play in overtime).
- Carolina was whistled for a season-high 30 fouls, most since committing 33 at Louisville on 1/31/2015.
- Villanova was 32 for 36 from the free throw line, the most made and attempted free throws by an opponent since Wake Forest was 33 for 42 last season in Winston-Salem. The Wildcats were 11 for 13 from the line in the first half, 12 of 13 in the second and 9 of 10 in overtime.
- Villanova's free throw percentage (.889) was the third-highest ever by an opponent with 36 or more attempts and sixth-best for 30 or more attempts.
- Davis passed Danny Green and Ty Lawson for 43rd in UNC history with 1,383 points. Luke Maye and Kris Lang are tied for 41st with 1,392.
- Cadeau had a game-high five assists (has eight assists and zero turnovers in the two games in the Bahamas) and led UNC in plus-minus for the first time season at +14. Cormac Ryan was next at +7.
- Bacot had a game-high and season-high 18 rebounds. It was his 24th career game with 15 or more rebounds and 12th with 18 or more.
- Bacot raised his rebounding total to 1,401 and offensive rebounds total to 499, extending both UNC records.
- Carolina is 68-61 all-time in overtime games, including 4-2 under head coach Hubert Davis.
- Withers made his first start as a Tar Heel. He made 64 starts over the previous three seasons at Louisville, including 29 of 32 games in 2022-23.
- Eric Dixon led Villanova with 34 points and 10 boards. The 34 points were the most by an opponent since Wake Forest's Tyree Appleby scored 35 on 2/7/23 in Winston-Salem.
- Carolina fell to 5-3 all-time in the Battle 4 Atlantis, including 0-2 in semifinal games (lost to Michigan in the 2019 semifinal).
- Carolina led by nine points in each half. The Tar Heels led, 34-32, at the half, the first time UNC has lost when leading at the half since 1/10/23 when it led Virginia, 29-27, in Charlottesville.
- Carolina is 11-6 all-time against Villanova. This was the first time the teams have played since the 2016 NCAA championship game, which Villanova won, 77-74.





## ARMANDO BACOT IN THE RECORD BOOKS



### MOST POINTS — UNC, CAREER

2,872	Tyler Hansbrough, 2005-2009
2,290	Phil Ford, 1974-78
2,145	Sam Perkins, 1980-84
2,047	Lennie Rosenbluth, 1954-57
2,015	Al Wood, 1977-81
2,007	Charlie Scott, 1967-70
1,982	Larry Miller, 1965-68
1,974	Antawn Jamison, 1995-98
1,912	Brad Daugherty, 1982-86
1,895	<b>Armando Bacot, 2019-</b>

### REBOUNDS — UNC, CAREER

1,401	<b>Armando Bacot, 2019-</b>
1,219	Tyler Hansbrough, 2005-09
1,168	Sam Perkins, 1980-84
1,097	George Lynch, 1989-93
1,062	Billy Cunningham, 1962-65

### REBOUNDS — ACC, CAREER

1,802	Dickie Hemric, Wake Forest, 1952-55
1,598	Ronnie Shavlik, NC State, 1954-56
1,570	Tim Duncan, Wake Forest, 1994-97
1,511	Ralph Sampson, Virginia, 1980-83
1,401	<b>Armando Bacot, 2019-</b>
1,311	Wayne Rollins, Clemson, 1974-77
1,262	Shelden Williams, Duke, 2003-06
1,242	Mike Gminski, Duke, 1977-80
1,219	Tyler Hansbrough, 2005-09
1,216	Dale Davis, Clemson, 1988-91

### REBOUNDING AVERAGE — UNC, CAREER

15.4	Billy Cunningham, 1962-65
10.6	Doug Moe, 1958-61
10.5	Pete Brennan, 1955-58
10.4	Lennie Rosenbluth, 1954-57
10.3	Rusty Clark, 1966-69
10.2	<b>Armando Bacot, 2019-</b>
10.0	Sean May, 2002-05
10.0	Bud Maddie, 1953-54
9.9	Antawn Jamison, 1995-98
9.2	Larry Miller, 1965-68

### REBOUNDS — UNC, SEASON

511	<b>Armando Bacot, 2021-22</b>
416	Brice Johnson, 2015-16
399	Tyler Hansbrough, 2007-08
397	Sean May, 2004-05
389	Antawn Jamison, 1997-98

### REBOUNDS — ACC, SEASON

581	Ronnie Shavlik, NC State, 1954-55
545	Ronnie Shavlik, NC State, 1956-57
515	Dickie Hemric, Wake Forest, 1954-55
511	<b>Armando Bacot, 2021-22</b>
470	Len Chappell, Wake Forest, 1961-62

### REBOUNDING AVERAGE — UNC, SEASON

16.1	Billy Cunningham, 1962-63
15.8	Billy Cunningham, 1963-64
14.3	Billy Cunningham, 1964-65
14.0	Doug Moe, 1960-61
13.1	<b>Armando Bacot, 2021-22</b>

### OFFENSIVE REBOUNDS PER GAME — UNC, CAREER

3.64	<b>Armando Bacot (499 in 137 games)</b>
3.62	Antawn Jamison, 1995-98
3.47	Sean May, 2002-05
3.39	Tyler Hansbrough, 2005-09
3.06	George Lynch, 1989-93

### OFFENSIVE REBOUNDS PER GAME — UNC, SEASON

4.19	<b>Armando Bacot, 2022-23 (134 in 32 games)</b>
4.18	<b>Armando Bacot, 2021-22 (163 in 39 games)</b>
3.87	Tyler Hansbrough, 2007-08
3.84	Tyler Zeller, 2011-12
3.84	Sean May, 2004-05

### OFFENSIVE REBOUNDS — UNC, CAREER

499	<b>Armando Bacot, 2019- (in 137 games)</b>
482	Tyler Hansbrough, 2005-09 (in 142 games)
431	George Lynch, 1989-93
407	Kennedy Meeks, 2013-17
381	Eric Montross, 1990-94

### OFFENSIVE REBOUNDS — UNC, SEASON

163	<b>Armando Bacot, 2021-22 (163 in 39 games)</b>
152	Kennedy Meeks, 2016-17
151	Tyler Hansbrough, 2007-08
146	Tyler Zeller, 2011-12
142	Sean May, 2004-05
138	George Lynch, 1992-93
134	<b>Armando Bacot, 2022-23</b>
131	Antawn Jamison, 1996-97
126	Antawn Jamison, 1997-98
126	Eric Montross, 1992-93

### DOUBLE-DOUBLES (POINTS & REBOUNDS) — UNC, CAREER

70	<b>Armando Bacot, 2019-</b>
60	Billy Cunningham, 1962-65
51	Antawn Jamison, 1995-98
47	Tyler Hansbrough, 2005-09
47	Sam Perkins, 1980-84

### DOUBLE-DOUBLES (POINTS & REBOUNDS) — ACC, CAREER

87	Tim Duncan, Wake Forest, 1994-97
84	Ralph Sampson, Virginia, 1980-84
70	<b>Armando Bacot, 2019-</b>
68	Ronnie Shavlik, NC State, 1954-56
67	Tom Burleson, NC State, 1972-74

### GAMES W/10 OR MORE REBOUNDS — UNC, CAREER

78	<b>Armando Bacot, 2019-</b>
61	Billy Cunningham, 1962-65
53	Antawn Jamison, 1995-98
52	Sam Perkins, 1980-84
49	Tyler Hansbrough, 2005-09

### GAMES W/10 OR MORE REBOUNDS — UNC, SEASON

32	<b>Armando Bacot, 2021-22</b>
23	Brice Johnson, 2015-16
22	Billy Cunningham, 1963-64
21	John Henson, 2011-12
21	John Henson, 2010-11
21	Antawn Jamison, 1997-98
21	Billy Cunningham, 1962-63

### GAMES W/15 OR MORE REBOUNDS — UNC, CAREER

38	Billy Cunningham 1962-65
24	<b>Armando Bacot, 2019-</b>
15	Rusty Clark, 1966-69
14	Doug Moe, 1958-61
12	Lennie Rosenbluth, 1954-57

### GAMES W/20 OR MORE REBOUNDS — UNC, CAREER

12	Billy Cunningham 1962-65
7	<b>Armando Bacot, 2019-</b>
5	Lennie Rosenbluth, 1954-57
3	Sean May, 2002-05
3	Paul Likins, 1951-55

### AVERAGE A DOUBLE-DOUBLE — UNC, CAREER

<b>Armando Bacot: 13.8 ppg, 10.2 rpg, 2019-</b>
Sean May: 15.8 ppg & 10.0 rpg, 2002-05
Robert McAdoo: 19.5 ppg & 10.1 rpg, 1971-72
Rusty Clark: 14.7 ppg & 10.2 rpg, 1966-69
Billy Cunningham: 24.8 ppg & 15.4 rpg, 1962-65
Doug Moe: 16.5 ppg & 10.6 rpg, 1958-61
Pete Brennan: 16.4 ppg & 10.5 rpg, 1955-58
Lennie Rosenbluth: 26.9 ppg & 10.4 rpg, 1954-57

### PCT. OF DOUBLE-DOUBLE GAMES — UNC CAREER

Name	Double-Doubles	Games	Pct.
Billy Cunningham, 1962-65	60	69	.870
Lennie Rosenbluth, 1954-57	39	76	.513
<b>Armando Bacot, 2019-</b>	<b>70</b>	<b>137</b>	<b>.511</b>
Antawn Jamison, 1995-98	51	104	.490
Doug Moe, 1958-61	29	60	.483
Rusty Clark, 1966-69	43	91	.473
Larry Miller, 1965-68	42	91	.462
Robert McAdoo, 1971-72	14	31	.452
Pete Brennan, 1955-58	35	81	.432
Sean May, 2002-05	33	77	.429

### FREE THROWS MADE — UNC, CAREER

982	Tyler Hansbrough, 2005-09 ( <i>NCAA record</i> )
603	Lennie Rosenbluth, 1954-57
561	Sam Perkins, 1980-84
560	Phil Ford, 1974-78
512	Bobby Lewis, 1964-67
506	Pete Brennan, 1955-58
479	Mike O'Koren, 1976-80
469	<b>Armando Bacot, 2019-</b>
452	Larry Miller, 1965-68
431	Dennis Wuycik, 1969-72

### MOST FREE THROWS ATTEMPTED — CAREER

1,241	Tyler Hansbrough, 2005-09 ( <i>ACC record</i> )
815	Lennie Rosenbluth, 1954-57
719	Pete Brennan, 1955-58
705	Sam Perkins, 1980-84
701	<b>Armando Bacot, 2019-</b>
693	Phil Ford, 1974-78

### MISCELLANEOUS RECORDS

#### Most Double-Doubles in a Season, NCAA

31 by Bacot in 2021-22

#### Most Double-Doubles in one NCAA Tournament

6 by Bacot, 2021-22

#### Most Rebounds by a Tar Heel in an NCAA Tournament

99 by Bacot in six games in 2021-22

#### Most Rebounds by a Tar Heel in NCAA Tournament Game

22 by Bacot vs. St. Peter's, 2022 NCAA Regional Final  
22 by Tyler Zeller vs. Ohio, 2012 Sweet 16

#### Most Rebounds by a Tar Heel in an NCAA Finals Game

15 by Bacot vs. Kansas, 2022

**Most Rebounds by a Tar Heel in a Game vs. Louisville** (22 on 2/1/22), **NC State** (18 twice, tied with Billy Cunningham) and **Syracuse** (18 on 2/28/22)

# CAREER HIGHS



## 1 – ZAYDEN HIGH

**Points:** 2 vs. Lehigh (11/12/23), UC Riverside (11/17/23)  
**Field Goals:** 1 vs. UC Riverside (11/17/23)  
**Three-Pointers:**  
**Free Throws:** 2 vs. Lehigh (11/12/23), UNI (11/22/23)  
**Offensive Rebounds:** 2 vs. Lehigh (11/12/23)  
**Rebounds:** 5 vs. Lehigh (11/12/23)  
**Assists:** 1 vs. Lehigh (11/12/23)  
**Turnovers:** 2 vs. UC Riverside (11/17/23)  
**Blocks:**  
**Steals:** 2 vs. UC Riverside (11/17/23)

## 2 – ELLIOT CADEAU

**Points:** 15 vs. UNI (11/22/23)  
**Field Goals:** 5 vs. UNI (11/22/23)  
**Three-Pointers:** 1 vs. UNI (11/22/23), Villanova (11/23/23)  
**Free Throws:** 4 vs. UNI (11/22/23)  
**Offensive Rebounds:** 1 vs. Radford (11/6/23)  
**Rebounds:** 2 vs. Radford (11/6/23), Lehigh (11/12/23), UNI (11/22/23)  
**Assists:** 6 vs. Radford (11/6/23)  
**Turnovers:** 4 vs. UC Riverside (11/17/23)  
**Blocks:** 1 vs. UNI (11/22/23)  
**Steals:** 1 vs. Lehigh (11/12/23)

## 3 – CORMAC RYAN (set playing for Notre Dame or Stanford)

**Points:** Notre Dame– 29 vs. Alabama (3/18/22)  
**Field Goals:** ND– 10 at Duke (2/9/21), vs. Alabama (3/18/22)  
**Three-Pointers:** ND– 7 vs. Alabama (3/18/22)  
**Free Throws:** ND– 8 vs. Virginia Tech (3/10/22)  
**Offensive Rebounds:** ND– 5 vs. NC State (3/3/21)  
**Rebounds:** ND– 10 vs. Georgia Tech (2/26/22)  
**Assists:** ND– 8 vs. Louisville (1/28/23)  
**Turnovers:** Stanford– 6 vs. Washington (3/3/19)  
**Blocks:** ND– 3 vs. Western Michigan (12/20/21); UNC– vs. UNI (11/22/23)  
**Steals:** ND– 4 vs. Boston University (12/7/22), at Wake Forest (2/25/23)

## 4 – RJ DAVIS

**Points:** 30 vs. Baylor (3/19/22)  
**Field Goals:** 9 four times (latest: 2/13/23 vs. Miami)  
**Three-Pointers:** 6 vs. Brown (11/12/21)  
**Free Throws:** 14 vs. NC State (1/21/23)  
**Offensive Rebounds:** 6 vs. Kansas (4/4/22)  
**Rebounds:** 12 vs. Kansas (4/4/22)  
**Assists:** 12 vs. Marquette (3/17/22)  
**Turnovers:** 5 vs. Florida State (2/27/21)  
**Blocks:** 2 vs. Florida State (2/12/22)  
**Steals:** 4 vs. Pittsburgh (2/16/22), Saint Peter's (3/27/22)

## 5 – ARMANDO BACOT

**Points:** 29 vs. Virginia (1/8/22), Georgia Tech (1/15/22)  
**Field Goals:** 12 vs. Virginia (1/8/22)  
**Three-Pointers:** 1 at Boston College (1/2/22), vs. UC Riverside (11/17/23)  
**Free Throws:** 9 six times (latest: vs. Duke, 3/4/23)  
**Offensive Rebounds:** 9 vs. Virginia (1/8/22), Syracuse (2/28/22)  
**Rebounds:** 23 vs. James Madison (11/20/22)  
**Assists:** 7 vs. Miami (1/25/20)  
**Turnovers:** 6 vs. Alabama (11/27/22)  
**Blocks:** 6 vs. Oregon (11/29/19), at Charleston (11/16/21), vs. NC State (1/29/22)  
**Steals:** 4 vs. Elon (12/11/21)

## 7 – SETH TRIMBLE

**Points:** 11 vs. Wake Forest (1/4/23), UC Riverside (11/17/23)  
**Field Goals:** 5 vs. UC Riverside (11/17/23)  
**Three-Pointers:** 1 vs. James Madison (11/20/22), UC Riverside (11/17/23)  
**Free Throws:** 3 vs. Wake Forest (1/4/23), Lehigh (11/12/23), Villanova (11/23/23)  
**Offensive Rebounds:** 1 four times  
**Rebounds:** 3 at Virginia Tech (12/4/22), vs. The Citadel (12/13/22), vs. Notre Dame (1/7/23)  
**Assists:** 5 vs. The Citadel (12/13/22)  
**Turnovers:** 2 vs. Ohio State (12/17/22), Notre Dame (1/7/23), UNI (11/22/23)  
**Blocks:** 2 vs. Wake Forest (1/4/23), Notre Dame (1/7/23)  
**Steals:** 2 vs. The Citadel (12/13/22)

## 8 – PAXSON WOJCIK (set playing for Brown)

**Points:** 25 vs. Yale (3/4/23)  
**Field Goals:** 9 vs. Yale (3/4/23)  
**Three-Pointers:** 5 vs. UMass-Lowell (11/23/22)  
**Free Throws:** 9 at Penn (2/18/23)  
**Offensive Rebounds:** 3 at Michigan State (12/10/22)  
**Rebounds:** 13 at Michigan State (12/10/22)  
**Assists:** 6 four times (latest: 2/11/23 vs. Cornell)  
**Turnovers:** 4 four times (latest: 1/28/23 at Cornell)  
**Blocks:** 1 four times (latest: 1/28/23 at Cornell)  
**Steals:** 4 at UMass-Lowell (12/1/21)

## 13 – JALEN WASHINGTON

**Points:** 13 at Virginia (1/10/23)  
**Field Goals:** 5 at Virginia (1/10/23)  
**Three-Pointers:** 2 vs. UC Riverside (11/17/23)  
**Free Throws:** 4 at Louisville (1/14/23)  
**Offensive Rebounds:** 3 vs. UC Riverside (11/17/23)  
**Rebounds:** 6 at Virginia (1/10/23)  
**Assists:** 1 vs. NC State (1/21/23), at Florida State (2/27/23)  
**Turnovers:** 2 vs. Notre Dame (1/7/23), at Louisville (1/14/23)  
**Blocks:** 2 vs. UC Riverside (11/17/23), Villanova (11/23/23)  
**Steals:** 1 at Louisville (1/14/23)

## 14 – CREIGHTON LEBO

**Points:** 2 four times (latest: 2/13/21 at Virginia)  
**Rebounds:** 1 vs. Charleston (11/25/20), Notre Dame (3/10/21)  
**Assists:** 1 vs. The Citadel (12/13/22)

## 24 – JAE'LYN WITHERS (set playing for Louisville unless noted)

**Points:** 20 vs. Prairie View (11/29/20), at Notre Dame (2/9/22)  
**Field Goals:** 9 at Notre Dame (2/9/22)  
**Three-Pointers:** 4 at Miami (2/11/23), vs. Georgia Tech (2/1/23), vs. Florida State (2/4/23)  
**Free Throws:** 7 vs. Georgia Tech (2/1/23)  
**Offensive Rebounds:** 6 at UNC (2/20/21)  
**Rebounds:** 13 vs. Notre Dame (2/23/21), vs. Georgia Tech (2/1/23)  
**Assists:** 3 four times (latest: 2/25/23 at Georgia Tech)  
**Turnovers:** 5 vs. Texas Tech (11/22/22)  
**Blocks:** UNC– 3 vs. UC Riverside (11/17/23)  
**Steals:** 5 vs. Wright State (11/12/22)

## 32 – JAMES OKONKWO (set playing for West Virginia)

**Points:** 10 vs. Oklahoma (2/4/23)  
**Field Goals:** 3 vs. Texas (1/21/23), Oklahoma (2/4/23)  
**Free Throws:** 4 vs. Auburn (1/28/23), Oklahoma (2/4/23), Iowa State (2/28/23),  
**Offensive Rebounds:** 6 vs. Oklahoma (2/4/23)  
**Rebounds:** 10 at Texas Tech (1/25/23), vs. Oklahoma (2/4/23),  
**Assists:** 2 vs. Maryland (3/16/23)  
**Turnovers:** 2 vs. Oklahoma (2/4/23), at Baylor (2/13/23)  
**Blocks:** 3 vs. Iowa State (2/8/23)  
**Steals:** 1 at Texas Tech (1/25/23), at TCU (1/31/23)

## 34 – DUWE FARRIS

**Points:** 2 vs. Elon (12/11/21), NC State (1/29/22)  
**Rebounds:** 1 five times

## 55 – HARRISON INGRAM (set playing for Stanford unless noted)

**Points:** 24 vs. Ole Miss (11/24/22)  
**Field Goals:** 8 vs. San Jose State (11/15/21)  
**Three-Pointers:** UNC– 4 vs. UNI (11/22/23), Villanova (11/23/23)  
**Free Throws:** 9 vs. Ole Miss (11/24/22)  
**Offensive Rebounds:** 6 vs. Arizona State (1/22/22)  
**Rebounds:** 11 vs. San Jose State (11/15/21)  
**Assists:** 9 at Oregon State (2/12/22)  
**Turnovers:** 7 at Arizona State (3/5/22)  
**Blocks:** 2 vs. UCLA (2/8/22), vs. Wisconsin (11/11/22); UNC– 2 vs. Radford (11/6/23)  
**Steals:** 3 five times (latest: 3/5/22 at Arizona State)

# 2023-24 TEAM GAME-BY-GAME STATS



	PTS	FG	FG%	1st	2nd	3FG	3FG%	FT	FT%	O-D-REB	PF	A	TO	B	ST	OT FG%
Carolina, W	86	32-61	.525	.552	.500	7-20	.350	15-23	.652	12-25-37	11	18	11	5	4	
Radford	70	28-66	.424	.500	.344	5-21	.238	9-10	.900	11-23-34	21	5	12	3	8	
<b>Carolina, W</b>	<b>90</b>	<b>31-67</b>	<b>.463</b>	<b>.444</b>	<b>.484</b>	<b>5-17</b>	<b>.294</b>	<b>23-28</b>	<b>.821</b>	<b>15-37-52</b>	<b>8</b>	<b>11</b>	<b>10</b>	<b>3</b>	<b>9</b>	
<b>Lehigh</b>	<b>68</b>	<b>26-71</b>	<b>.366</b>	<b>.343</b>	<b>.389</b>	<b>13-33</b>	<b>.394</b>	<b>3-4</b>	<b>.750</b>	<b>8-23-31</b>	<b>22</b>	<b>15</b>	<b>11</b>	<b>3</b>	<b>7</b>	
Carolina, W	77	28-61	.459	.412	.519	6-21	.286	15-21	.714	10-27-37	13	14	9	8	9	
UC Riverside	52	19-62	.306	.333	.281	9-30	.300	5-9	.556	14-24-38	20	15	17	1	7	
<b>Carolina, W</b>	<b>91</b>	<b>26-61</b>	<b>.426</b>	<b>.333</b>	<b>.500</b>	<b>12-26</b>	<b>.462</b>	<b>27-31</b>	<b>.871</b>	<b>12-24-36</b>	<b>18</b>	<b>14</b>	<b>9</b>	<b>9</b>	<b>4</b>	
<b>vs. Northern Iowa</b>	<b>69</b>	<b>24-53</b>	<b>.453</b>	<b>.600</b>	<b>.321</b>	<b>6-17</b>	<b>.353</b>	<b>15-22</b>	<b>.682</b>	<b>7-26-33</b>	<b>22</b>	<b>12</b>	<b>17</b>	<b>1</b>	<b>6</b>	
Carolina, L (OT)	81	28-65	.431	.444	.355	9-24	.375	16-23	.696	13-30-43	30	13	13	4	3	.714
vs. Villanova	83	23-60	.383	.360	.367	5-22	.227	32-36	.889	11-27-38	22	5	9	1	4	.600
<b>Carolina</b>																
<b>vs. Arkansas or Memphis</b>																
Carolina																
vs. Tennessee																
<b>Carolina</b>																
<b>vs. Florida State</b>																
Carolina																
vs. UConn																
<b>Carolina</b>																
<b>vs. Kentucky</b>																
Carolina																
vs. Oklahoma																
<b>Carolina</b>																
<b>Charleston Southern</b>																
Carolina																
at Pittsburgh																
<b>Carolina</b>																
<b>at Clemson</b>																
Carolina																
at NC State																
<b>Carolina</b>																
<b>Syracuse</b>																
Carolina																
Louisville																
<b>Carolina</b>																
<b>at Boston College</b>																
Carolina																
Wake Forest																
<b>Carolina</b>																
<b>at Florida State</b>																
Carolina																
at Georgia Tech																
<b>Carolina</b>																
<b>Duke</b>																
Carolina																
Clemson																
<b>Carolina</b>																
<b>at Miami</b>																
Carolina																
at Syracuse																
<b>Carolina</b>																
<b>Virginia Tech</b>																
Carolina																
at Virginia																
Carolina																
Miami																
Carolina																
NC State																
<b>Carolina</b>																
<b>Notre Dame</b>																
Carolina																
at Duke																

# 2023-24 HIGHS AND LOWS

<b>CAROLINA</b>	<b>High</b>	<b>Low</b>
Field Goals	32 vs. Radford	26 vs. Northern Iowa
Field Goal Attempts	67 vs. Lehigh	61 vs. Radford, UC Riverside, vs. Northern Iowa
FG Percentage	.525 vs. Radford (32x61)	.426 vs. Northern Iowa (26x61)
FG Percentage in First Half	.552 vs. Radford (16x29)	.333 vs. Northern Iowa (9x27)
FG Percentage in Second Half	.519 vs. UC Riverside (14x27)	.355 vs. Villanova (11x31)
FG Percentage in Overtime	.714 vs. Villanova (5x7)	
3-Point Field Goals	12 vs. Northern Iowa	5 vs. Lehigh
3-Point Attempts	26 vs. Northern Iowa	17 vs. Lehigh
3-Point Percentage (min. 10 att.)	.462 vs. Northern Iowa (12x26)	.286 vs. UC Riverside (6x21)
Free Throws Made	27 vs. Northern Iowa	15 vs. Radford, UC Riverside
Free Throw Attempts	31 vs. Northern Iowa	21 vs. UC Riverside
FT Pct. (min. 10 att.)	.871 vs. Northern Iowa (27x31)	.652 vs. Radford (15x23)
Offensive Rebounds	15 vs. Lehigh	10 vs. UC Riverside
Defensive Rebounds	37 vs. Lehigh	24 vs. Northern Iowa
Total Rebounds	52 vs. Lehigh	36 vs. Northern Iowa
Rebound Margin	+21 vs. Lehigh (52-31)	-1 vs. UC Riverside (37-38)
Assists	18 vs. Radford	11 vs. Lehigh
Turnovers	13 vs. Villanova	9 vs. UC Riverside, vs. Northern Iowa
Blocked Shots	9 vs. Northern Iowa	3 vs. Lehigh
Steals	9 vs. Lehigh, UC Riverside	3 vs. Villanova
Points	91 vs. Northern Iowa	77 vs. UC Riverside
Points in a First Half	46 vs. Radford	34 vs. Villanova
Points in a Second Half	56 vs. Northern Iowa	34 vs. Villanova
Points in Overtime	13 vs. Villanova	
Scoring Margin	+25 vs. UC Riverside (77-52)	-2 vs. Villanova (81-83, OT)
<b>OPPONENTS</b>	<b>High</b>	<b>Low</b>
Field Goals	28 by Radford	19 by UC Riverside
Field Goal Attempts	71 by Lehigh	53 by Northern Iowa
FG Percentage	.453 by Northern Iowa (24x53)	.306 by UC Riverside (19x62)
FG Percentage in First Half	.600 by Northern Iowa (15x25)	.333 by UC Riverside (10x30)
FG Percentage in Second Half	.389 by Lehigh (14x36)	.281 by UC Riverside (9x32)
FG Percentage in Overtime	.600 by Villanova (3x5)	
3-Point Field Goals	13 by Lehigh	5 by Radford, Villanova
3-Point Attempts	33 by Lehigh	17 by Northern Iowa
3-Point Percentage (min. 10 attempts)	.394 by Lehigh (13x33)	.227 by Villanova (5x22)
Free Throws Made	32 by Villanova	3 by Lehigh
Free Throw Attempts	36 by Villanova	4 by Lehigh
FT Pct. (min. 10 att.)	.900 by Radford (9x10)	.682 by Northern Iowa (15x22)
Offensive Rebounds	14 by UC Riverside	7 by Northern Iowa
Defensive Rebounds	27 by Villanova	23 by Radford, Lehigh
Total Rebounds	38 by UC Riverside, Villanova	31 by Lehigh
Assists	15 by Lehigh, UC Riverside	5 by Radford, Villanova
Turnovers	17 by UC Riverside, Northern Iowa	9 by Villanova
Blocked Shots	3 by Radford, Lehigh	1 by UC Riverside, Northern Iowa, Villanova
Steals	8 by Radford	4 by Villanova
Points	83 by Villanova	52 by UC Riverside
Points in a First Half	41 by Radford, Northern Iowa	26 by UC Riverside
Points in a Second Half	36 by Villanova	26 by UC Riverside
Points in Overtime	15 by Villanova	
<b>INDIVIDUAL BESTS</b>	<b>NORTH CAROLINA</b>	<b>OPPONENTS</b>
Points	25 by Armando Bacot vs. Radford	34 by Eric Dixon, Villanova
Field Goals	10 by Bacot vs. Radford	11 by Eric Dixon, Villanova
Field Goal Attempts	22 by RJ Davis vs. Villanova	19 by Eric Dixon, Villanova
Field Goal Percentage (min. 10 att.)	.636 by Bacot vs. UC Riverside (7x11)	.579 by Eric Dixon, Villanova (11x19)
3-Point Field Goals	4 by Harrison Ingram vs. Northern Iowa, Villanova	3 by DaQuan Smith, Radford
		3 by Ben Griscti, UC Riverside
		3 by Eric Dixon, Villanova
3-Field Goal Attempts	8 by Cormac Ryan vs. Northern Iowa	7 by DaQuan Smith, Radford
	8 by Davis vs. Villanova	7 by Ben Griscti, UC Riverside
3-Point Field Goal Pct (min. 5 made)		
Free Throws Made	6 by Bacot vs. Lehigh, UC Riverside	9 by Eric Dixon, Villanova
	6 by Ryan vs. Northern Iowa	
Free Throw Attempts	8 by Bacot vs. UC Riverside	11 by Eric Dixon, Villanova
Free Throw Percentage (min. 5 made)	1.000 by Bacot vs. Lehigh (6x6)	1.000 by Justin Moore, Villanova (6x6)
	1.000 by Ryan vs. Northern Iowa (6x6)	
Offensive Rebounds	6 by Bacot vs. Lehigh, Villanova	3 by D'Auntray Pierce, Radford
		3 by Eric Dixon, Villanova
Defensive Rebounds	14 by Bacot vs. Lehigh	10 by Tytan Anderson, Northern Iowa
Total Rebounds	20 by Bacot vs. Lehigh	10 by Tytan Anderson, Northern Iowa
		10 by Eric Dixon, Villanova
Assists	6 by Elliot Cadeau vs. Radford	5 by Isaiah Moses, by UC Riverside
		5 by Barrington Hargress, UC Riverside
Turnovers	4 by Cadeau vs. UC Riverside	6 by Isaiah Moses, by UC Riverside
	4 by Withers vs. Villanova	
Blocked Shots	3 by Withers vs. UC Riverside	1 by several players, Radford
	3 by Bacot vs. Northern Iowa	
	3 by Ryan vs. Northern Iowa	
Steals	3 by RJ Davis vs. Lehigh	3 by Bryan Antoine & Truth Harris, Radford
Minutes Played in 40-Minute Game	31:24 by Davis vs. Northern Iowa	35:05 by Barrington Hargress, UC Riverside
Minutes Played in an Overtime Game	40:46 by Davis vs. Villanova	36:47 by Eric Dixon, Villanova



# HUBERT DAVIS ERA HIGHS & LOWS



CAROLINA	High	Low
Field Goals	38 vs. Alabama (11/27/22, 4 OT)	16 vs. Boston College (H) (1/26/22)
Field Goal Attempts	91 vs. Alabama (11/27/22, 4 OT)	48 vs. UNCW (11/7/22)
FG Percentage	.603 vs. Charleston (35x58) (11/11/22)	.291 vs. Boston College (H) (16x55) (1/26/22)
FG Percentage in First Half	.742 vs. Florida State (23x31) (2/12/22)	.185 at Notre Dame (5x27) (2/22/23)
FG Percentage in Second Half	.714 vs. Charleston (20x28) (11/11/22)	.265 vs. Syracuse (9x34) (2/28/22)
3-Point Field Goals	15 vs. NC State (1/29/22), vs. The Citadel (12/13/22) vs. Clemson (2/11/23)	1 vs. Kentucky (12/18/21)
3-Point Attempts	36 vs. Syracuse (UNC record) (2/28/22)	10 vs. UNCW (11/7/22)
3-Point Percentage (min. 10 att.)	.588 at Georgia Tech (10x17) (12/5/21)	.077 vs. Kentucky (1x13) (12/18/21)
Free Throws Made	36 vs. NC State (1/21/23)	2 vs. Michigan (12/1/21), at Duke (2/4/23)
Free Throw Attempts	39 vs. NC State (1/21/23)	3 vs. Michigan (12/1/21), at Duke (2/4/23)
FT Pct. (min. 10 att.)	.923 vs. NC State (36x39) (1/21/23)	.556 vs. Michigan (15x27) (12/21/22)
Offensive Rebounds	24 vs. Kansas (4/4/22)	3 vs. Virginia (H) (2x25/23)
Defensive Rebounds	42 at Charleston (11/16/21)	18 vs. Duke (H) (2/5/22), Pitt (2/16/22)
Total Rebounds	55 vs. Kansas (4/4/22)	24 vs. Duke (H) (2/5/22)
Rebound Margin	+24 vs. Elon (48-24) (12/11/21)	-18 vs. Kentucky (26-44) (12/18/21)
Assists	29 vs. Marquette (3/17/22)	4 vs. UNCW (11/7/22)
Turnovers	21 vs. Baylor (3/19/22)	5 at Duke (3/5/22)
Blocked Shots	10 vs. Alabama (11/27/22, 4 OT)	1 nine times
Steals	12 vs. Elon (12/11/22), Alabama (11/27/22, 4 OT)	1 at Miami (1/18/22), vs. Pittsburgh (2/1/23), at NC State (2/19/23), vs. Virginia (H) (2/25/23)
Points	102 vs. Charleston (11/11/22)	57 at Miami (1/18/22), at Duke (2/4/23)
Points in a First Half	62 vs. Florida State (2/12/22)	19 at Notre Dame (2/22/23)
Points in a Second Half	60 at Wake Forest (2/7/23)	25 vs. Boston College (1/26/22), at Duke (2/4/23)
Points in Overtime	24 vs. Alabama (11/27/22, 4 OT, 4-8-7-5)	10 vs. Ohio State (12/17/22)
Scoring Margin	+33 vs. The Citadel (100-67) (12/13/22)	-29 vs. Kentucky (69-98) (12/18/21)
<b>OPPONENTS</b>	<b>High</b>	<b>Low</b>
Field Goals	39 by Kentucky (12/18/21)	17 by UNCW (11/7/22)
Field Goal Attempts	90 by Alabama (11/27/22, 4 OT)	47 by Pittsburgh (2/16/22)
FG Percentage	.576 by Duke (H) (34x59) (2/5/22)	.265 by UNC Asheville (18x68) (11/23/21)
FG Percentage in First Half	.600 by Brown (21x35) (11/12/21)	.167 at Boston College (6x36) (1/2/22)
FG Percentage in Second Half	.600 by Pittsburgh (15x25) (2/16/22)	.214 by Boston College (6x28) (H) (1/6/22)
3-Point Field Goals	16 by Alabama (11/27/22, 4 OT)	0 by Boston College (1/17/23)
3-Point Attempts	38 by Alabama (11/27/22, 4 OT)	6 by Boston College (1/17/23)
3-Point Percentage (min. 10 attempts)	.588 by Pittsburgh (10x17) (2/16/22)	.063 by Boston College (H) (1x16) (1/26/22)
Free Throws Made	33 at Wake Forest (2/7/23)	1 by The Citadel (12/13/22)
Free Throw Attempts	42 at Wake Forest (2/7/23)	3 by Furman (12/14/21), at Syracuse (1/24/23)
FT Pct. (min. 10 att.)	1.000 by NC State (12x12) (1/21/23)	.500 by Ohio State (7x14) (12/18/22)
Offensive Rebounds	21 by Alabama (11/27/22, 4 OT)	.500 by Notre Dame (7x14) (H) (1/7/23)
Defensive Rebounds	37 by Alabama (11/27/22, 4 OT)	1 by Georgia Tech (12/10/22)
Total Rebounds	58 by Alabama (11/27/22, 4 OT)	14 by UNC Asheville (11/23/21)
Assists	28 by Tennessee (11/21/21)	21 at Georgia Tech (12/5/21)
Turnovers	22 by Alabama (11/27/22, 4 OT)	3 by UNCW (11/7/22)
Blocked Shots	11 at Duke (2/4/23)	2 at NC State (2/19/23)
Steals	12 at Charleston (11/16/21)	0 three times
Points	103 by Alabama (11/27/22, 4 OT)	2 by Virginia Tech (H) (1/24/22), Pittsburgh (H) (2/1/23)
Points in a First Half	50 by Brown (11/12/21), Charleston (11/11/22)	43 by Virginia (ACC) (3/10/22)
Points in a Second Half	58 by Kentucky (12/18/21)	13 by Virginia (ACC) (3/10/22)
Points in Overtime	26 by Alabama (11/27/22, 4 OT, 4-8-7-7)	16 by Boston College (H) (1/26/22)
5 by Ohio State (12/17/22)		
<b>INDIVIDUAL BESTS</b>	<b>NORTH CAROLINA</b>	<b>OPPONENTS</b>
Points	34 by Caleb Love vs. Alabama (11/27/22, 4 OT)	36 by Cole Swider, Syracuse (2/28/22)
Field Goals	13 by Caleb Love vs. Alabama (11/27/22, 4 OT)	14 by Cole Swider, Syracuse (2/28/22)
Field Goal Attempts	36 by Caleb Love vs. Alabama (11/27/22, 4 OT)	14 by Jamarius Burton at Pittsburgh (12/30/22)
Field Goal Percentage (min. 10 att.)	.909 by Armando Bacot vs. Brown (10x11) (11/12/21) .909 by Bacot at Duke (10x11) (3/5/22)	26 by Paolo Banchemo at Duke (3/5/22)
3-Point Field Goals	6 by RJ Davis vs. Brown (11/12/21) 6 by Brady Manek vs. Tennessee (11/21/21), Duke (H) (2/5/22) 6 by Caleb Love four times	26 by Jahvon Quinerly, Alabama (11/27/22, 4 OT)
3-Field Goal Attempts	13 by Caleb Love vs. Marquette (3/17/22), UCLA (3/25/22), Ohio State (12/17/22)	.824 by Jamarius Burton at Pittsburgh (12/30/22) (14x17)
3-Point Field Goal Pct (min. 5 made)	.750 by Caleb Love vs. Florida State (6x8) (2/12/22)	7 by Cole Swider, Syracuse (2/28/22)
Free Throws Made	14 by RJ Davis vs. NC State (1/21/23)	7 by Caleb Grill, Iowa State (11/25/22)
Free Throw Attempts	15 by Armando Bacot vs. Baylor (3/19/22) 15 by Bacot vs. Pittsburgh (H) (2/1/23)	7 by Mark Sears, Alabama (11/27/22, 4 OT)
Free Throw Percentage (min. 5 made)	1.000 by RJ Davis vs. NC State (14x14) (1/21/23)	11 by 10 players
Offensive Rebounds	9 by Armando Bacot vs. Virginia (1/8/22), Syracuse (2/28/22)	1.000 by Ithiel Horton, Pittsburgh (5x5) (2/16/22)
Defensive Rebounds	16 by Armando Bacot at Louisville (2/1/22)	23 by Tyree Appleby at Wake Forest (2/7/23)
Total Rebounds	23 by Armando Bacot vs. James Madison (11/20/22)	28 by Tyree Appleby at Wake Forest (2/7/23)
Assists	12 by RJ Davis vs. Marquette (3/17/22)	1.000 by El Ellis at Louisville (9x9) (1/14/23)
Turnovers	7 by Caleb Love vs. Louisville (H) (2/21/22)	8 by Charles Bediako, Alabama, 4 OT
Blocked Shots	6 by Bacot at Charleston (11/16/21), vs. NC State (H) (1/29/22)	14 by T.J. Bickerstaff, Boston College (H) (1/26/22)
Steals	5 by Caleb Love at Louisville (1/14/23)	17 by T.J. Bickerstaff, Boston College (H) (1/26/22)
Minutes Played	57:24 by Caleb Love vs. Alabama (11/27/22, 4 OT)	11 by Tyree Appleby at Wake Forest (2/7/23)
		7 by Femi Odukale, Pittsburgh (2/16/22)
		8 by Dereck Lively II at Duke (2/4/23)
		5 by Reece Beekman at Virginia (1/10/23)
		5 by Beekman, Virginia (ACC) (3/9/23)
		55:03 by Mark Sears, Alabama (11/27/22, 4 OT)

# 2023-24 MISCELLANEOUS STATS



## Games as UNC's Leading Scorer

	Season/Career
Armando Bacot	3/40
RJ Davis	2/21
Harrison Ingram	1/1

## Games as UNC's Leading Rebounder

	Season/Career
Armando Bacot	3/102
Harrison Ingram	2/2
RJ Davis	-/2
Jalen Washington	-/1

## Games as UNC's Leader in Assists

	Season/Career
RJ Davis	2/44
Armando Bacot	-/10
Elliot Cadeau	2/2
Cormac Ryan	1/1
Seth Trimble	1/1
Jalen Washington	-/1

## Double-Figure Scoring Games

	Season/Career
Armando Bacot	4/103
RJ Davis	4/77
Cormac Ryan	3/60 (10 times at Stanford, 47 at Notre Dame)
Harrison Ingram	5/42 (37 times at Stanford)
Paxson Wojcik	-/38 (1 time at Loyola Chicago, 27 times at Brown)
Jae'Lyn Withers	1/31 (30 times at Louisville)
James Okonkwo	-/1 (1 time at West Virginia)
Seth Trimble	1/2
Jalen Washington	1/2
Elliot Cadeau	1/1

## 30-Point Games

	Season/Career
RJ Davis	-/1

## 20-Point Games

	Season/Career
Armando Bacot	3/29
RJ Davis	2/14
Cormac Ryan	-/6 (6 times at Notre Dame)
Paxson Wojcik	-/5 (5 times at Brown)
Harrison Ingram	1/3 (2 times at Stanford)
Jae'Lyn Withers	-/2 (2 times at Louisville)

## 10-Rebound Games

	Season/Career
Armando Bacot	3/78 (UNC career record)
Jae'Lyn Withers	-/8 (8 times at Louisville)
Harrison Ingram	1/7 (6 times at Stanford)
Paxson Wojcik	-/5 (5 times at Brown)
RJ Davis	-/4
James Okonkwo	-/1 (1 time at West Virginia)
Cormac Ryan	-/1 (1 at Notre Dame)

## 15-Rebound Games

	Season/Career
Armando Bacot	2/24

## 20-Rebound Games

	Season/Career
Armando Bacot	1/7

## Double-Doubles (all points and rebounds)

	Season/Career
Armando Bacot	2/70 (UNC career record)
Harrison Ingram	1/6 (5 times at Stanford)
Jae'Lyn Withers	-/5 (5 times at Louisville)
Paxson Wojcik	-/4 (4 times at Brown)
RJ Davis	-/3
James Okonkwo	-/1 (1 time at West Virginia)

## CAROLINA'S...

**Largest Win:** 25 vs. UC Riverside (77-52)

**Largest Loss:** 2 vs. Villanova (lost 81-83 in overtime)

**Largest Lead in a Win:** 32 vs. UC Riverside (led 61-29, won 77-52)

**Largest Lead in a Loss:** 9 vs. Villanova (led 27-18 and 55-46, lost 81-83 in overtime)

**Largest Deficit:** 8 vs. Northern Iowa (trailed several times, last at 31-49, won 91-69)

**Largest Deficit Overcome to Win:** 8 vs. Northern Iowa (trailed several times, last at 31-49, won 91-69)

**Largest Halftime Lead:** 11 vs. UCD Riverside (led 37-26, won 77-52)

**Largest Halftime Deficit:** 6 vs. Northern Iowa (trailed 36-41, won 91-69)

**Largest Halftime Deficit Overcome to Win:** 6 vs. Northern Iowa (trailed 36-41, won 91-69)

**Largest Halftime Lead in a Loss:** 2 vs. Villanova (led 34-32, lost 81-83 in overtime)

Game	Largest UNC Lead	Largest UNC Deficit	Time Led	Time Trailed	Ties	Lead Changes	Largest UNC Run	Largest Opponent Run
Radford, W, 86-70	17	3	31:58	7:26	4	8	8	8
Lehigh, W, 90-68	25	2	35:50	1:45	3	6	10	7
UC Riverside, W, 77-52	<b>32</b>	2	<b>36:16</b>	1:01	1	2	<b>19</b>	8
vs. Northern Iowa, W, 91-69	24	<b>8</b>	21:01	<b>16:29</b>	3	4	10	<b>10</b>
vs. Villanova, L, 81-83 (OT)	9	5	22:52	13:08	<b>19</b>	<b>23</b>	13	<b>10</b>
vs. Arkansas								
Tennessee								
Florida State								
vs. UConn								
vs. Kentucky								
vs. Oklahoma								
Charleston Southern								
at Pittsburgh								
at Clemson								
at NC State								
Syracuse								
Louisville								
at Boston College								
Wake Forest								
at Florida State								
at Georgia Tech								
Duke								
Clemson								
at Miami								
Virginia Tech								
at Virginia								
Miami								
NC State								
Notre Dame								
at Duke								

season highs in bold

# 2023-24 PLUS/MINUS



Game	#1 High	#2 Cadeau	#3 Ryan	#4 Davis	#5 Bacot	#7 Trimble	#8 Wojcik
Radford	-2	+3	+11	+18	+18	-1	+17
Lehigh	+3	+8	+6	+18	+20	+14	+9
UC Riverside	-5	+19	+17	+25	+23	+13	+4
vs. Northern Iowa	+2	+14	+19	+21	+16	Even	+6
vs. Villanova	-3	+14	+7	+2	Even	-7	-10
<b>Totals</b>	<b>-5</b>	<b>+58</b>	<b>+60</b>	<b>+84</b>	<b>+77</b>	<b>+19</b>	<b>+26</b>
vs. Arkansas							
Tennessee							
Florida State							
vs. UConn							
vs. Kentucky							
vs. Oklahoma							
Charleston Southern							
at Pittsburgh							
at Clemson							
at NC State							
Syracuse							
Louisville							
at Boston College							
Wake Forest							
at Florida State							
at Georgia Tech							
Duke							
Clemson							
at Miami							
at Syracuse							
Virginia Tech							
at Virginia							
Miami							
NC State							
Notre Dame							
at Duke							

Game	#13 Washington	#14 Lebo	#22 Landry	#24 Withers	#32 Okonkwo	#34 Farris	#55 Ingram
Radford	-3	DNP	DNP	+5	+1	DNP	+13
Lehigh	+4	-3	-2	+12	-1	-2	+24
UC Riverside	+6	-3	DNP	+14	-4	-3	+19
vs. Northern Iowa	-4	DNP	DNP	+18	Even	DNP	+18
vs. Villanova	-2	DNP	DNP	-12	-1	DNP	+2
<b>Totals</b>	<b>+1</b>	<b>-6</b>	<b>-2</b>	<b>+37</b>	<b>-5</b>	<b>-5</b>	<b>+76</b>
vs. Arkansas							
Tennessee							
Florida State							
vs. UConn							
vs. Kentucky							
vs. Oklahoma							
Charleston Southern							
at Pittsburgh							
at Clemson							
at NC State							
Syracuse							
Louisville							
at Boston College							
Wake Forest							
at Florida State							
at Georgia Tech							
Duke							
Clemson							
at Miami							
at Syracuse							
Virginia Tech							
at Virginia							
Miami							
NC State							
Notre Dame							
at Duke							

plus/minus game leaders must have played at least half the game

(times led UNC in plus/minus in parentheses)

# 2023-24 MISC. STATS, LINEUPS



GAME	UNC Leading Scorer	UNC Leading Rebounder	UNC Leader in Assists	2nd Chance Points	Pts Off Turnovers	Fastbreak Points	Points in the Paint	Bench Points
Radford	Bacot 25	Bacot 13	Cadeau 6	14-14	14-11	10-3	48-34	18-13
Lehigh	Bacot, Davis 22	Bacot 20	Ryan, Trimble 3	14-2	15-17	17-3	38-16	24-30
UC Riverside	Bacot 21	Ingram 9	Davis 4	16-2	16-12	9-2	34-20	34-19
vs. Northern Iowa	Ingram 16	Ingram 10	Davis 4	9-7	25-9	8-0	20-28	37-22
vs. Villanova	Davis 23	Bacot 18	Cadeau 5	11-14	8-16	6-0	34-34	10-12
<b>Totals</b>				<b>64-39</b>	<b>78-65</b>	<b>50-8</b>	<b>174-132</b>	<b>123-96</b>
<b>Averages</b>				<b>12.8-7.8</b>	<b>15.6-13.0</b>	<b>10.0-1.6</b>	<b>34.8-26.4</b>	<b>24.6-19.2</b>
vs. Arkansas								
Tennessee								
Florida State								
vs. UConn								
vs. Kentucky								
vs. Oklahoma								
Charleston Southern								
at Pittsburgh								
at Clemson								
at NC State								
Syracuse								
Louisville								
at Boston College								
Wake Forest								
at Florida State								
at Georgia Tech								
Duke								
Clemson								
at Miami								
at Syracuse								
Virginia Tech								
at Virginia								
Miami								
NC State								
Notre Dame								
at Duke								

## GAME-BY-GAME STARTERS

Game	Guard	Guard	Guard	Forward	Forward	Record w/Lineup
Radford	Davis	Ryan	Wojcik	Ingram	Bacot	(a) 1-0
Lehigh	Davis	Ryan	Wojcik	Ingram	Bacot	(a) 2-0
UC Riverside	Davis	Ryan	Wojcik (3/58)	Ingram	Bacot	(a) 3-0
vs. Northern Iowa	Davis	Trimble (1/3)	Ryan	Ingram	Bacot	(b) 1-0
vs. Villanova	Davis (5/86)	Ryan (5/92)	Ingram (5/67)	Withers (1/65)	Bacot (5/136)	(c) 0-1
vs. Arkansas						
Tennessee						
Florida State						
vs. UConn						
vs. Kentucky						
vs. Oklahoma						
Charleston Southern						
at Pittsburgh						
at Clemson						
at NC State						
Syracuse						
Louisville						
at Boston College						
Wake Forest						
at Florida State						
at Georgia Tech						
Duke						
Clemson						
at Miami						
at Syracuse						
Virginia Tech						
at Virginia						
Miami						
NC State						
Notre Dame						
at Duke						

number of season/career starts in parentheses

Ingram started 62 games from 2021-23 at Stanford  
 Ryan started 17 games at Stanford in 2018-19 and 70 games at Notre Dame from 2020-23  
 Wojcik started one game at Loyola Chicago in 2018-19 and 54 games at Brown from 2021-23  
 Withers started 64 games at Louisville from 2020-23



# LAST TIME IT HAPPENED...UNC



**Won by one point:** 66-65 over Notre Dame, 1/2/21  
**Lost by one point:** 64-65 vs. Pittsburgh, 2/1/23  
**Won consecutive games by two points or less:** 66-65 vs. Notre Dame, 1/2/21; 67-65 at Miami, 1/5/21  
**Won by 20 on the road:** 21– UNC 80, Louisville 59, 1/14/23  
**Won by 30 on the road:** 38– UNC 95, Wake Forest 57, 2/16/19  
**Won by 40 on the road:** 49– UNC 116, Elon 67, 11/9/18  
**Won by 30 at a neutral site:** ^32– UNC 95, Marquette 63, 3/17/22 in Fort Worth, Texas  
**Won by 40 at a neutral site:** ^42– UNC 101, Notre Dame 59, 3/10/16 in Greensboro  
**Won by 50:** 50– UNC 108, Tennessee Tech 58, 11/16/18  
**Won by more than 50:** 51– UNC 107, NC State 56, 1/8/17  
**Won by 60:** 68– UNC 116, UNC Asheville 48, 11/30/08  
**Lost consecutive games by 20 or more:** 28– at Miami 85, UNC 57, 1/18/22; 22– at Wake Forest, 1/22/22  
**Lost by 25 or more:** 28– at Miami 85, UNC 57, 1/18/22  
**Lost by 25 at home:** 25– Ohio State, UNC 49, 12/4/19  
**Lost by more than 25 at home:** 29– Duke 87, UNC 58, 1/31/02  
**Lost by 30 or more:** 33– Florida State 90, UNC 57, 1/14/12  
**Lost by 30 or more at home:** 35– Duke 104, UNC 69, 2/29/64  
**Never trailed:** 2/25/23 vs. Virginia (won 71-63, led for 37:58)  
**Never led:** 2/5/22 vs. Duke (lost 67-87, trailed for 39:49)  
**Played a 1 OT game:** lost to Villanova, 81-83, 11/23/23 in the Bahamas  
**Played a 2 OT game:** lost at Virginia Tech, 77-79, 1/22/20  
**Played a 3 OT game:** lost to Wake Forest, 114-119, 12/20/03  
**Played a 4 OT game:** lost to Alabama, 101-103, 11/27/22 in Portland, Ore.

## CAROLINA SCORING

**20 in 5 consecutive games:** Armando Bacot, 2022-23  
**20 in 7 consecutive games:** Garrison Brooks, 2019-20  
**20 in 9 consecutive games:** Tyler Hansbrough, 2008-09  
**30:** 34 by Caleb Love vs. Alabama, 11/27/22 in Portland, Ore.  
**35:** Garrison Brooks vs. Georgia Tech, 1/4/20  
**Consecutive games w/30:** Antawn Jamison (35 vs. Duke, 2/5/98; 31 at Georgia Tech, 2/8/98)  
**30/consecutive games by different players:** ^30 by RJ Davis vs. Baylor, 3/19/22 in Fort Worth Texas; ^30 by Caleb Love vs. UCLA, 3/25/22 in Philadelphia  
**More than 35:** Brice Johnson (39) at Florida State, 1/4/16  
**40:** ^Harrison Barnes (40) vs. Clemson, 3/12/11 in Greensboro  
**20/1st half:** ^21 by Caleb Love vs. Marquette, 3/17/22 in Fort Worth, Texas  
**20/2nd half:** 22 by Caleb Love at Wake Forest, 2/7/23  
**More than 25/half:** 27 in 2nd by Armando Bacot vs. Charleston, 11/11/22  
**30 after halftime:** Marcus Paige (31– 21 in 2nd, 10 in OT) at NC State, 2/26/14  
**10 or more in OT:** 11 by Marcus Paige at NC State, 2/26/14  
**Non-starter scored 20:** 24 by Brady Manek vs. Tennessee, 11/21/21 in Uncasville, Conn.  
**Non-starter led UNC in scoring:** D'Marco Dunn (co-leader with Armando Bacot with 14 points) at Louisville, 1/14/23  
**25/consecutive games:** Armando Bacot (28 vs. Ohio State, 12/17/22 in New York; 26 vs. Michigan, 12/21/22 in Charlotte)  
**25/four straight games:** Garrison Brooks (30 vs. NC State, 2/25/20; 26 at Syracuse, 2/29/20; 25 vs. Wake Forest, 3/3/20; 26 at Duke, 3/7/20)  
**25/five or more straight games:** 12 in a row by Charlie Scott, 1970  
**25/three consecutive road games:** Garrison Brooks (28 at Virginia Tech, 1/22/20; 27 at NC State, 1/27/20; 26 at Duke 3/7/20)  
**Two scored 20:** RJ Davis (23), Harrison Ingram (20) vs. Villanova, 11/23/23 in the Bahamas  
**Three scored 20:** Armando Bacot (28), Caleb Love (22), RJ Davis (21) vs. Ohio State, 12/17/22 in New York, N.Y. (OT)  
**Four scored 20:** Armando Bacot (23), Caleb Love (22), RJ Davis (21), Brady Manek (20) at Duke, 3/5/22 (first time in UNC history)  
**Two players scored 25:** Armando Bacot (28), Caleb Love (25) vs. Charleston, 11/11/22  
**Two scored 25 in consecutive games:** Garrison Brooks (26), Cole Anthony (25) at Syracuse, 2/29/20; Anthony (28), Brooks (25) vs. Wake Forest, 3/3/20  
**Scored at least 25 on fewer than 10 FG attempts:** 26 points by RJ Davis vs. NC State, 1/21/23 (5x8 FG, 2x4 3FG, 14x14 FT)  
**Two players scored 30:** Brice Johnson (39), Marcus Paige (30) at Florida State, 1/4/16  
**Players on both teams scored 30:** 30 by Luke Maye, 33 by RJ Barrett at Duke, 2/20/19  
**Out-scored opponents/half:** ^Brady Manek (19-13) 1st half vs. Virginia, 3/10/22 in Brooklyn  
**Out-scored rest of UNC/half:** Pete Nance (16-10) 1st half vs. Gardner-Webb, 11/15/22  
**10 straight UNC points:** 10 by Armando Bacot vs. Ohio State, 12/17/22 in New York (OT)  
**UNC's first 14 points:** Kenny Williams at Stanford, 11/20/17  
**20 in first 10 minutes:** Kenny Williams in first 9:03 at Stanford, 11/20/17  
**No player in double figures:** at Virginia, 2/13/21  
**One player in double figures:** 15 by Armando Bacot at Miami, 1/18/22  
**Bench outscored the starters (not including Senior Night):** 37-33 vs. Marquette, 2/24/21  
**Zero bench points:** vs. Duke, 3/4/23  
**Six in double figures:** vs. Northern Iowa, 11/22/23 in the Bahamas  
**Eight in double figures:** vs. Saint Francis, 12/1/21  
**Nine in double figures:** Kevin Madden (17), Ranzino Smith (17), Warren Martin (15), Steve Bucknall (12), Joe Wolf (10), Steve Hale (10), Brad Daugherty (10), Jeff Lebo (10) & Kenny Smith (10) vs. Manhattan, 12/27/85, in Miami  
**100:** 100 vs. The Citadel, 12/13/22  
**100/road game:** 116 at Elon, 11/9/18  
**100/ACC road game:** 106 at Florida State, 1/4/16

**100/consecutive ACC games:** 114 vs. Wake Forest, 12/20/03 and 103 vs. Georgia Tech, 1/11/04  
**100/3 consecutive games:** 107 vs. Cleveland State, 12/30/04; 105 vs. William & Mary, 1/2/05; 109 vs. Maryland, 1/8/05  
**100/loss (40-minute game):** 100 vs. Kentucky, 12/17/16 in Las Vegas  
**100/loss (OT game):** 101 vs. Alabama, 101-103, 11/27/22 in Portland, Ore. (4 OT)  
**100 vs. top 5 AP-ranked team:** 103 vs. No. 4 Gonzaga, 12/15/18  
**100 vs. top 10 AP-ranked team:** 103 vs. No. 10 Virginia Tech, 1/21/19  
**Both teams scored 100 (40:00 game):** Kentucky 103, UNC 100, 12/17/16 in Las Vegas  
**Both teams scored 100 (OT game):** lost to Alabama, 101-103, 11/27/22 in Portland, Ore. (4 OT)  
**50/both halves:** ^vs. Notre Dame, 3/10/21 in Greensboro (50 and 51)  
**60/half:** 60, 2nd half at Wake Forest, 2/7/23  
**60/half in a loss:** 60, 2nd half at Wake Forest, 2/7/23  
**65/half:** 65, 2nd half at Florida State, 1/4/16  
**70/half:** 77, 1st half vs. VMI, 12/17/94  
**Fewer than 50/game:** 48 at Virginia, 2/13/21  
**Fewer than 60/game:** ^59 vs. Virginia, 3/9/23 in Greensboro  
**Fewer than 20/half:** 19 (1st) at Notre Dame, 2/22/23  
**Fewer than 20/half in a win:** 19 (1st) at Notre Dame, 2/22/23  
**Fewer than 25/each half:** 23 & 22 vs. Michigan State, 11/26/17 in Portland, Ore.  
**Fewer than 30/each half:** 29 & 29 at Virginia, 1/10/23  
**Fewer than 30/half in a win:** 29 (2nd) vs. Virginia, 2/25/23  
**Fewer than 20 in one half, 40 in the other:** 19 (1st), 44 (2nd) at Notre Dame, 2/22/23  
**Fewer than 20 in one half, 50 in the other:** 18 (1st), 53 (2nd) vs. Butler, 11/20/12, in Maui  
**Fewer than 30 in one half, 60 in the other:** 25 (1st), 60 (2nd) at Wake Forest, 2/7/23  
**25 straight:** vs. NC State, 1/12/08  
**More than 20 straight:** ^22 vs. Notre Dame, 3/10/21 in Greensboro  
**15 or more points to begin game:** 18-0 vs. Florida State, 2/12/22  
**10 or more points to end the game:** ^13-0 vs. Miami in Brooklyn, 3/8/18  
**Two 17-point runs:** 17-0 in first half, 19-0 in second vs. UC Riverside, 11/17/23  
**No field goals in last 5:00 in a win:** none in last 6:47 in a 79-70 win vs. Duke, 3/9/19

## CAROLINA FIELD GOAL SHOOTING

**Made every FG att. (min. 10):** Jeff McInnis, 10x10 vs. Cincinnati, 12/3/94, in Charlotte  
**Missed every FG att. (min. 10):** RJ Davis, 0x10 vs. Virginia, 1/8/22  
**Missed every FG att. (more than 10):** Harrison Barnes, 0x12 vs. Minnesota, 11/19/10, in San Juan  
**Made 13:** ^Caleb Love Alabama, 101-103, 11/27/22 in Portland, Ore. (4 OT)  
**Made 10 or more/consecutive games:** Armando Bacot (11 vs. Ohio State, 12/17/22 in New York; 11 vs. Michigan, 12/21/22 in Charlotte)  
**Made 15 or more consecutive field goals:** 16 by Brice Johnson – 11 vs. UCLA, 12/19/15 in Brooklyn; 5 vs. Appalachian State, 12/21/15 (tied UNC record)  
**Attempted 25:** Caleb Love at Wake Forest, 2/7/23  
**Attempted more than 25:** 36 by Caleb Love vs. Alabama, 11/27/22 in Portland, Ore. (4 OT)  
**Two players attempted 20 or more:** 36 by Caleb Love and 24 by RJ Davis, 11/27/22 in Portland, Ore. (4 OT)  
**Two players combined for 60 attempts:** 36 by Caleb Love and 24 by RJ Davis, 11/27/22 in Portland, Ore. (4 OT)  
**Made 40:** 42 vs. Louisville, 2/20/21  
**Made fewer than 20:** ^19 vs. Virginia, 3/9/23 in Greensboro  
**Attempted 90:** 91 vs. Alabama, 101-103, 11/27/22 in Portland, Ore. (4 OT)  
**50 percent/game or better and lost:** 50.0 (25x50) vs. Virginia, 2/15/20  
**50 percent/both halves and lost:** 55.2 (16x29) & 53.6 (15x28) vs. Miami, 2/27/18  
**60 percent/both halves:** 67.9 (19x28), 63.3 (19x30) vs. Tulane, 12/3/17  
**60 percent/game:** 60.3 (35x58) vs. Charleston, 11/11/22  
**60 percent/game and lost:** 64.2 at Duke, 3/2/86 (lost 74-82)  
**60 percent/consecutive games:** ^60.6 (43x71) vs. Mount St. Mary's, 3/21/08, and 67.7 (44x65) vs. Arkansas, 3/23/08, both in Raleigh  
**70 percent/half:** 71.4 (20x28), 2nd half vs. Charleston, 11/11/22  
**70 percent/both halves:** ^78.1 (25x32) & 80.0 (24x30) vs. Loyola Marymount, 3/19/88 in Salt Lake City, Utah  
**70 percent/game:** 70.9 (39x55) vs. ODU, 11/23/07 in Las Vegas  
**75 percent/half:** 78.1 (25x32) 2nd half at NC State, 2/10/18  
**80 percent/half:** 85.7 (24x28), 2nd half vs. Old Dominion, 12/1/92  
**Under 20 percent/half:** 18.5 (5x27) 1st half at Notre Dame, 2/22/23  
**Under 20 percent/half in a win:** 18.5 (5x27) 1st half at Notre Dame, 2/22/23  
**Under 25 percent/game:** 24.6 (15x61) vs. Michigan State, 11/26/17 in Portland, Ore.  
**Under 30 percent/half:** 26.7 (8x30) 2nd half vs. Duke, 3/4/23  
**Under 30 percent/both halves:** 28.6 (10x35) & 25.9 (7x27) vs. Ohio State, 12/4/19  
**Under 30 percent/game:** 29.1 (16x55) vs. Boston College, 1/26/22  
**Under 30 percent/game and won:** 29.1 (16x55) vs. Boston College, 1/26/22  
**Under 35 percent/game and won consecutive games:** 34.8 (24x69) vs. Notre Dame, 1/2/21; 34.4 (21x61) at Miami, 1/5/21  
**Under 40 percent/both halves and won:** ^38.2 and 38.5 vs. Virginia, 3/10/22 in Brooklyn  
**Made nine or more attempts to begin a half:** 9 (2nd) at Portland, 11/23/17  
**Missed 10 or more attempts to begin a half:** 15 vs. Georgia Tech, 1/4/20 (first field goal by Garrison Brooks with 6:50 to play in 1st half)  
**Missed 15 or more consecutive attempts:** 17 at Florida State, 2/3/20  
**Both teams shot 60 percent in the second half:** UNC (78.1, 25x32) and NC State (60.0, 21x35), 2/10/18 in Raleigh  
**Under 30 percent in the first half and over 60 in the second:** at Clemson, 1/30/18 (29.4 in the 1st and 64.3 in the 2nd)

## CAROLINA THREE-POINTERS

**100 percent (min. 5 att.):** Joel Berry II (5x5) vs. Duke, 3/4/17  
**Made 6 consecutive attempts:** Cameron Johnson at Wake Forest, 2/16/19  
**Made 4/half:** Pete Nance (1st half) vs. Virginia, 2/25/23  
**Made 6/half:** ^Caleb Love (1st half) vs. Marquette, 3/17/22 in Fort Worth, Texas  
**Two players made 6:** Cameron Johnson and Coby White at Clemson, 3/2/19  
**Made 6:** Caleb Love vs. Clemson, 2/11/23  
**Made 7:** Cole Anthony at Syracuse, 2/29/20  
**Made 8:** Rashad McCants vs. Clemson, 3/2/04  
**6 or more/consecutive games:** Coby White–6 vs. Syracuse, 2/26/19; 6 at Clemson, 3/2/19  
**Three players made 3 or more:** Harrison Ingram (4), RJ Davis (3), Cormac Ryan (3) vs. Northern Iowa, 11/22/23 in the Bahamas  
**Four players made 3 or more:** Leaky Black (3), RJ Davis (3), Caleb Love (3), Pete Nance (3) at Florida State, 2/27/23  
**Missed every att. (5 or more):** Caleb Love (0x6) vs. Duke, 3/4/23  
**Eight players made a 3FG:** at Wake Forest, 2/16/19  
**Made 10 or more in a half:** 11 at Florida State (1st half), 2/27/23  
**Made 14:** at Florida State, 2/27/23  
**Made 15:** vs. Clemson, 2/11/23  
**Made 16:** at Wake Forest, 2/16/19  
**Made 10/consecutive games:** 10 vs. Virginia, 2/25/23; 14 at Florida State, 2/27/23  
**Made 10/3 consecutive games:** ^13 vs. Marquette, 3/17/22 in Fort Worth, Texas; 11 vs. Baylor, 3/19/22 in Fort Worth, Texas; 10 vs. UCLA, 3/25/22 in Philadelphia  
**Missed 15 consecutive attempts:** vs. Miami, 2/13/23  
**Attempted 30 or more:** 31 vs. Miami, 2/13/23  
**Attempted 30 or more/consecutive games:** 33 vs. Clemson, 2/11/23, and 31 vs. Miami, 2/13/23  
**Attempted 35 or more:** ^35 vs. Marquette, 3/17/22 in Fort Worth, Texas  
**Did not make a three-pointer:** 0 vs. Princeton, 12/13/97 (919 consecutive games with at least one three-pointer through Villanova)  
**No starter made a 3FG:** vs. Kentucky, 12/18/21 in Las Vegas (Brady Manek made one)  
**70 percent (min. 20 att.):** 72.7 (16x22) vs. Western Carolina, 12/6/17  
**60 percent and lost:** ^64.7 (11x17) vs. Villanova, 4/4/16 in Houston  
**Under 10 percent:** 8.7 (2x23) at Notre Dame, 2/22/23  
**Made more 3FGs than 2FGs:** at Florida State, 2/27/23 (made 14 3FG and nine 2FG)  
**Attempted more 3FGs than 2FGs:** \*vs. Virginia, 3/9/23 in Greensboro (attempted 27 3FG and 26 2FG)  
**Scored more points from 3FGs than 2FGs and FTs:** at Florida State, 2/27/23 (42 points on 3FG, 18 points on 2FG and 17 FT)  
**Made less than five and won:** 2 at Notre Dame, 2/22/23  
**Made 10 or more and lost:** 12 vs. Tennessee, 11/21/21 in Uncasville, Conn.

## CAROLINA FREE THROWS

**Made 15 or more:** 17 by Garrison Brooks vs. Georgia Tech, 1/4/20 (18 attempts)  
**Made 20 or more:** 20 by Tyler Zeller vs. Maryland, 2/29/12 (23 attempts)  
**Attempted 20 or more:** 23 by Tyler Zeller vs. Maryland, 2/29/12  
**12 for 12 on the road:** 12x12 by Caleb Love at Duke, 3/5/22  
**14 for 14:** 14x14 by RJ Davis vs. NC State, 1/21/23  
**Made 40 or more in a row:** 40 by Caleb Love, 2/16/22-3/10/22  
**Missed every attempt (more than 5):** Garrison Brooks (0x7) vs. Boston College, 2/1/20  
**100 percent (min. 10 att.):** vs. Wisconsin, 11/23/16 in Maui (12x12)  
**90 percent (min. 30 att.):** 92.3 (36x39) vs. NC State, 1/21/23  
**Under 40 percent:** 38.9 (7x18) vs. Louisville, 2/20/21  
**Under 30 percent:** 27.3 (3x11) at Wake Forest, 2/16/19  
**Made 30 or more:** 36 (attempted 39) vs. NC State, 1/21/23  
**Made 40 or more:** 41 (attempted 59) vs. Clemson, 1/28/98  
**Made fewer than five:** 2 at Duke, 2/4/23  
**Missed 20 or more:** 23 (24x47) vs. Texas, 12/18/13  
**Missed 25 or more:** 26 (22x48) vs. Belmont, 11/17/13  
**Attempted 50:** 50 (made 36) vs. Maryland, 2/15/04  
**Attempted fewer than five:** 3 at Duke, 2/4/23  
**Made more free throws than field goals:** vs. Northern Iowa, 11/22/23 in the Bahamas (26 FGs, 27 FTs)  
**No starter made a free throw:** at Wake Forest, 2/16/19  
**Only one player made a free throw:** Armando Bacot at Duke, 2/4/23 (2x2)

## CAROLINA REBOUNDS

**10 by a guard:** 10 by RJ Davis vs. Virginia, 2/25/23  
**More than 10 by a guard:** ^12 by RJ Davis vs. Kansas, 4/4/22 in New Orleans  
**10 or more in consecutive games by a guard:** Cole Anthony (11 vs. Notre Dame, 11/6/19; 10 at UNCW, 11/8/19)  
**10 or more in 13 straight games:** Armando Bacot, 2022  
**10 or more in 15 straight games:** John Henson, 2011  
**15 or more/5 consecutive games:** Armando Bacot (^16 vs. Baylor, ^15 vs. UCLA, ^22 vs. Saint Peter's, ^21 vs. Duke, ^15 vs. Kansas, 2022 NCAA Tournament)  
**50 or more over 3 consecutive games:** 50 by Armando Bacot (16 at Louisville, 16 vs. Boston College, 18 vs. NC State, 1/14-21/2022)  
**70 or more over 4 consecutive games:** 73 by Armando Bacot (^15 vs. UCLA, ^22 vs. Saint Peter's, ^21 vs. Duke, ^15 vs. Kansas, 2022 NCAA Tournament)  
**85 or more over 5 consecutive games:** 89 by Armando Bacot (^16 vs. Baylor, ^15 vs. UCLA, ^22 vs. Saint Peter's, ^21 vs. Duke, ^15 vs. Kansas, 2022 NCAA Tournament)  
**20:** Armando Bacot vs. Lehigh, 11/12/23  
**more than 20:** 23 by Armando Bacot vs. James Madison, 11/20/22  
**30:** Rusty Clark vs. Maryland, 2/21/68  
**10 offensive:** Kennedy Meeks at Clemson, 1/3/17

**15 or more/half:** ^15 in 1st by Bacot vs. Saint Peter's, 3/27/22 in Philadelphia  
**10 or more in both halves:** 11 and 12 by Armando Bacot vs. James Madison, 11/20/22  
**Three in double-figures:** Armando Bacot (11), Leaky Black (11), Pete Nance (10) at Notre Dame, 2/22/23  
**Three w/5 or more offensive:** Bacot (6), Black (6), Nance (5) at Notre Dame, 2/22/23  
**50 rebounds in a loss:** 50 at Wake Forest, 2/7/23  
**70 rebounds:** 72 vs. Nicholls, 12/19/11  
**30 offensive rebounds:** 31 vs. Nicholls, 12/19/11  
**One offensive rebound:** vs. Pitt, 2/14/16  
**Fewer than five offensive rebounds:** 3 vs. Virginia, 2/25/23  
**30 second-chance points:** vs. Charleston, 11/25/20  
**35 or more second-chance points:** 36 vs. Nicholls, 12/19/11  
**One second-chance point:** at Georgia Tech, 1/29/19  
**Two second-chance points:** at Syracuse, 1/24/23  
**Rebound margin of 30 or more:** +31, 56-25 vs. Elon, 11/20/19  
**Rebound margin of 35 or more:** +35, 58-23 vs. Boston College, 1/9/18

## CAROLINA DOUBLE-DOUBLES

**In a Half:** Armando Bacot (12 pts/12 reb) 1st half vs. Lehigh, 11/12/23  
**In a Half/Consecutive Games:** Armando Bacot (11 pts/10 reb) 1st half at Louisville, 1/14/23; (10 pts/12 reb) 1st half vs. Boston College, 1/17/23  
**Both halves:** Brice Johnson at Florida State, 1/4/16 (11/11 in 1st, 28/12 in 2nd)  
**Three in a game (points/rebounds):** ^Armando Bacot (15/15), Brady Manek (13/13), RJ Davis (15/12) vs. Kansas, 4/4/22 in New Orleans  
**Four in a game (points/rebounds):** Larry Miller (29/10), Charlie Scott (18/14), Rusty Clark (13/13), Bill Bunting (10/11) vs. Clemson, 2/16/68 in Charlotte  
**Points & rebounds/10 consecutive games:** Armando Bacot vs. Furman, Kentucky, App State, Boston College, Notre Dame, Virginia, Georgia Tech, Miami, Wake Forest, Virginia Tech, 12/14/21-1/24/22  
**40 points/20 rebounds:** Billy Cunningham (48/25) vs. Tulane, 12/10/64  
**35 points/10 rebounds:** Garrison Brooks (35/11) vs. Georgia Tech, 1/4/20  
**30 points/20 rebounds:** Brice Johnson (39/23) at Florida State, 1/4/16  
**30 points/15 rebounds:** Luke Maye (30/15) at Duke, 2/20/19  
**30 points/10 rebounds:** Garrison Brooks (35/11) vs. Georgia Tech, 1/4/20  
**25 points/20 rebounds:** Armando Bacot (29/22) vs. Virginia, 1/8/22  
**25 points/15 rebounds/5 blocks:** Armando Bacot at NC State, 2/26/22 (28/18/5)  
**25 points/10 rebounds/5 3FG:** ^Brady Manek vs. Marquette, 3/17/22 in Fort Worth, Texas (28/11/5)  
**20 points/20 rebounds:** Bacot (22/20) vs. Lehigh, 11/12/23  
**30 points/10 rebounds/5 assists:** Cole Anthony (34/11/5) vs. Notre Dame, Nov. 6, 2019  
**First game in career:** Day'Ron Sharpe (13 pts/10 reb) vs. Charleston, 11/25/20  
**Points & rebounds by a guard:** RJ Davis (16 pts/10 reb) vs. Virginia, 2/25/23  
**Points & rebounds/consecutive games by a point guard:** Cole Anthony (34/11 vs. Notre Dame, 11/6/19; 20/10 at UNCW, 11/8/19)  
**Points & rebounds with 7 or more assists:** Armando Bacot vs. Miami, 1/25/20 (19/12/7)  
**Points & assists:** Theo Pinson (12/11) vs. Miami, 2/27/18  
**Points & assists/consecutive games:** ^Kendall Marshall (11/10) vs. Vermont, 3/16/12, and (18/11) vs. Creighton, 3/18/12, in Greensboro  
**Points & assists/3 consecutive games:** Kendall Marshall (20/10) at Duke, 3/3/12; (13/12) vs. Maryland, 3/9/12\*; and (12/10) vs. NC State, 3/10/12\* in Atlanta

## CAROLINA TRIPLE-DOUBLES

**Pts, rebs, assists:** Jason Capel (16/11/10 assists) vs. Buffalo, 12/17/00  
**Pts, rebs, blocks:** Brendan Haywood (18/14/10 blocks) vs. Miami, 12/4/00

## CAROLINA ASSISTS

**More than 10:** ^12 by RJ Davis vs. Marquette, 3/17/22 in Fort Worth, Texas  
**10 or more/consecutive games:** ^Kendall Marshall– 10 vs. Vermont, 3/16/12; 11 vs. Creighton, 3/18/12 in Greensboro, N.C.  
**10 or more/three consecutive games:** Kendall Marshall– 10 at Duke, 3/3/12; 12 vs. Maryland, 3/9/12\* in Atlanta; 10 vs. NC State, 3/10/12\* in Atlanta  
**15 or more:** 16 by Kendall Marshall at Maryland, 2/4/12  
**10 or more assists and no turnovers:** Marcus Paige (10/0) vs. Georgia Tech, 2/21/15  
**30 or more:** 32 vs. Miami, 1/25/20  
**Assists on 80 percent of its field goals:** 80.8% at Syracuse, 1/24/23 (21 assists on 26 field goals)  
**Assists on 90 percent of its field goals:** 96.8% vs. East Tennessee State, 12/8/12 (30 assists on 31 field goals)  
**All five starters had multiple assists:** \*vs. Boston College, 3/8/23 in Greensboro  
**Fewer than five:** 4 vs. UNCW, 11/7/22  
**No Tar Heel with more than one:** vs. NC State, 1/21/23 (five players had one)

## CAROLINA TURNOVERS

**7:** Caleb Love vs. Louisville, 2/21/22  
**8:** Marcus Paige at Maryland, 3/6/13  
**15 or more/half:** 15 (1st) at Georgia Tech, 2/16/10  
**20 and won:** ^21 vs. Baylor, 3/19/22 in Fort Worth, Texas  
**20 and won on the road:** at Miami, 1/5/21  
**More than 20 and won on the road:** 23 at NC State, 1/8/19  
**25 or more/game:** 26 at Clemson, 1/13/10  
**Fewer than 5:** 2 vs. Duke, 2/8/18 (tied school record)  
**Opponent scored 0 points off UNC turnovers:** Fairfield, 11/15/15 (10 UNC turnovers)  
**Opponent scored 1 point off UNC turnovers:** Duke, 2/8/18 (2 UNC turnovers)  
**Opponent scored fewer than five points off UNC turnovers:** 4 by Gardner-Webb, 11/15/22 (10 UNC turnovers)



## LAST TIME BY TAR HEEL FRESHMEN

**Three starters:** \*Caleb Love, Day'Ron Sharpe and Kerwin Walton vs. Notre Dame, 3/10/21 in Greensboro  
**Four starters:** \*Raymond Felton, Rashad McCants, David Noel and Byron Sanders vs. Duke, 3/15/03 in Greensboro  
**20 Points/Half:** 20 (2nd) by Cole Anthony vs. Boston College, 2/1/20  
**20 Points/Three Consecutive Games:** Cole Anthony– 34 vs. Notre Dame, 11/6/19; 20 at UNCW, 11/8/19; 28 vs. Gardner-Webb, 11/15/19  
**20 Points/Non-Starter:** 20 by Walker Kessler vs. Florida State, 2/27/21  
**More than 20 Points/Non-Starter:** 21 by Day'Ron Sharpe vs. Louisville, 2/20/21  
**20 Points/Two Freshmen:** Coby White (27), Nassir Little (23) vs. Virginia Tech, 1/21/19  
**25 Points:** Caleb Love at Duke, 2/6/21  
**More Than 25 Points:** 28 by Cole Anthony vs. Wake Forest, 3/3/20  
**25 Points/Consecutive Games:** Cole Anthony– 25 at Syracuse, 2/29/20, and 28 vs. Wake Forest, 3/3/20  
**30 Points in College Debut:** 34 by Cole Anthony vs. Notre Dame, 11/6/19 (*ACC record*)  
**30 Points:** 34 by Cole Anthony vs. Notre Dame, 11/6/19  
**40 Points:** \*40 by Harrison Barnes vs. Clemson, 3/12/11 in Greensboro  
**70 Combined Points/All Freshmen:** \*70 by Walker Kessler (16), Caleb Love (15), RJ Davis (14), Day'Ron Sharpe (14), Anthony Harris (8) and Kerwin Walton (3) vs. Notre Dame, 3/10/21 in Greensboro  
**50 Combined Points/Two Freshmen:** Coby White (27) and Nassir Little (23) vs. Virginia Tech, 1/21/19  
**Only Four Tar Heels in Double Figures:** Walker Kessler (20), Kerwin Walton (13), RJ Davis (10), Caleb Love (10) vs. Florida State, 2/27/21  
**Four in Double Figures:** \*Walker Kessler (16), Caleb Love (15), RJ Davis (14) and Day'Ron Sharpe (14) vs. Notre Dame, 3/10/21 in Greensboro  
**Led UNC in Points, Rebounds, Assists:** Cole Anthony (16/8/3) at FSU, 2/3/20  
**Led UNC in Points, Rebounds, Blocks:** Walker Kessler (20/8/4) vs. FSU, 2/27/21  
**Led UNC in Points, Rebounds, Assists, Steals:** Cole Anthony (34/11/5/1) vs. Notre Dame, 11/6/19  
**Led UNC in Points, Rebounds, Blocks, Steals:** Armando Bacot vs. Elon (22/14/3/2), 11/20/19  
**12 Field Goals:** Cole Anthony vs. Notre Dame, 11/6/19  
**13 Field Goals:** Tyler Hansbrough vs. Georgia Tech, 2/15/06  
**14 Field Goals:** Antawn Jamison at Maryland, 1/6/96  
**15 Field Goals:** ^J.R. Reid vs. Notre Dame, 3/19/87 in East Rutherford, N.J.  
**Made 5 or More Three-Pointers in Consecutive Games:** Coby White– 6 vs. Syracuse, 2/26/19; 6 at Clemson, 3/2/19  
**7 Three-Pointers:** Cole Anthony at Syracuse, 2/29/20  
**8 Three-Pointers:** Raymond Felton at NC State, 1/26/03  
**10 or More Free Throws:** 14 by Cole Anthony vs. Boston College, 2/1/20  
**14 Free Throws:** Cole Anthony vs. Boston College, 2/1/20  
**15 Free Throws:** \*Phil Ford vs. Clemson, 3/7/75 in Greensboro  
**100% Free Throws (more than 10 attempts):** 14x14 by Cole Anthony vs. Boston College, 2/1/20  
**10 or More Rebounds by a Guard:** 11 by Cole Anthony vs. Duke, 2/8/20  
**10 or More Rebounds by a Guard, Consecutive Games:** Cole Anthony– 11 vs. Notre Dame, Nov. 6, 2019; 10 at UNCW, 11/8/19  
**10 or More Rebounds, Three Consecutive Games:** Armando Bacot– 12 vs. Miami, 1/25/20; 11 at NC State, 1/27/20; 10 vs. Boston College, 2/1/20  
**More than 15 Rebounds:** 16 by Day'Ron Sharpe at Miami, 1/5/21  
**20 Rebounds:** by Antawn Jamison at Virginia, 1/17/96  
**10 Assists:** \*by Marcus Paige vs. Florida State, 3/15/13 in Greensboro  
**More Than 10 Assists:** ^14 by Kendall Marshall vs. Washington, 3/20/11 in Charlotte  
**15 or More Assists:** 16 by Kendall Marshall vs. Florida State, 2/6/11  
**Points/Rebounds Double-Double Three Consecutive Games:** Armando Bacot – 19/12 vs. Miami, 1/25/20; 11/11 at NC State, 1/27/20; 11/10 vs. Boston College, 2/1/20  
**Points/Rebounds Double-Double in Consecutive Games by a Guard:** Cole Anthony– 34/11 vs. Notre Dame, 11/6/19; 20/10 at UNCW, 11/8/19 (first time a UNC freshman had consecutive 20/10 games)  
**20 Points/10 Rebounds/5 Blocks:** by Armando Bacot (23/12/5) vs. Oregon, 11/29/19 in The Bahamas  
**15 Points/10 Rebounds/8 Blocks:** \*Walker Kessler vs. Notre Dame, 3/10/21 in Greensboro (16/12/8)  
**25 Points/7 Assists:** 25/7 by Caleb Love at Duke, 2/6/21  
**25 Points/10 Rebounds:** 25/10 by Day'Ron Sharpe vs. Notre Dame, 1/2/21  
**30 Points/10 Rebounds:** 34/11 by Cole Anthony vs. Notre Dame, 11/6/19  
**40 Points/10 Rebounds:** 40/10 by Tyler Hansbrough vs. Georgia Tech, 2/15/06  
**Points/Assists Double-Double:** ^13 points/14 assists by Kendall Marshall vs. Washington, 3/20/11 in Charlotte  
**Double-Double in Points & Rebounds with 7 or More Assists:** Armando Bacot (19/12/7) vs. Miami, 1/25/20  
**8 Blocked Shots:** \*Walker Kessler vs. Notre Dame, 3/10/21 in Greensboro  
**5 Steals:** ^Marcus Paige vs. Kansas, 3/24/13 in Kansas City, Mo.  
**More than 5 Steals:** 8 by Tyler Hansbrough vs. UNC Asheville, 12/28/05

\* ACC Tournament, ^ NCAA Tournament, ~ NIT

**Opponent scored 30 points off UNC turnovers:** 30 at Miami, 1/18/22 (14 UNC turnovers)  
**Opponent scored more than 30 points off UNC turnovers:** 31 by Texas, 11/22/18 in Las Vegas (17 UNC turnovers)

## CAROLINA BLOCKED SHOTS

**8:** \*Walker Kessler vs. Notre Dame, 3/10/21 in Greensboro  
**10:** Brendan Haywood vs. Miami (Fla.), 12/4/00  
**Two Tar Heels w/4 or more:** Leaky Black (4) and Pete Nance (4) vs. Virginia, 2/25/23  
**10:** vs. Alabama, 11/27/22 in Portland, Ore. (4 OT)  
**More than 10:** \*12 vs. Notre Dame, 3/10/21 in Greensboro  
**15:** 15 vs. Northern Kentucky, 12/27/13

## CAROLINA STEALS

**6:** Marcus Paige at Georgia Tech, 3/3/15  
**8:** ^Ty Lawson vs. Michigan State, 4/6/09 in Detroit  
**15 or more:** 16 vs. Tennessee Tech, 11/16/18  
**20:** 20 vs. UNC Asheville, 12/28/05

## CAROLINA MISCELLANEOUS (*UNC scores listed first*)

**Led UNC in points, rebounds, assists and blocks:** Armando Bacot vs. Boston College, 1/17/23 (20 points, 16 rebounds, 3 assists, 1 blocks)  
**Led UNC in points, rebounds, assists and steals:** ^Armando Bacot vs. Kansas, 4/4/22 in New Orleans (15 points, 15 rebounds, 2 assists, 1 steal)  
**Made game-tying shot w/0.00 on the clock to force overtime:** Pete Nance vs. Ohio State, 12/17/22 in New York, N.Y. (UNC won 89-84 in overtime)  
**Made game-winning shot w/0.00 on the clock:** \*Tyler Zeller vs. Miami, 3/11/11 in Greensboro (UNC won 61-59)  
**Made game-winning shot w/less than a second:** ^Luke Maye (0.3) vs. Kentucky, 3/24/17 in Memphis  
**Made game-winning shot w/less than five seconds:** Brady Manek (3.1) at Clemson 2/8/22  
**Made game-winning shot w/less than 30 seconds:** Pete Nance (17.7) at Syracuse, 1/24/23  
**Made winning shots w/under 10 seconds in consecutive wins:** Leaky Black (9.1) vs. Notre Dame, 1/2/21; Andrew Platek (3.6) at Miami, 1/5/21  
**Made two free throws w/less than 10 seconds to win:** Joel Berry II with 7.1 seconds to play to win, 69-68, at Notre Dame, 1/13/18  
**Hit a shot from beyond halfcourt:** P.J. Hairston vs. Mississippi St, 11/19/12 in Maui  
**Played the entire game:** Leaky Black vs. Duke, 3/4/23  
**Played all 45 minutes in an overtime game:** ^RJ Davis, 45:00 vs. Baylor, 3/19/22 in Fort Worth  
**Played all 55 minutes in a triple overtime game:** Larry Miller vs. Duke, 3/2/68  
**Five players played an entire half:** Armando Bacot, Leaky Black, RJ Davis, Caleb Love, Brady Manek, 2nd half at Duke, 3/5/22  
**Four players played at least 45 minutes:** Caleb Love (57:24), Leaky Black (53:52), RJ Davis (50:36), Puff Johnson (48:07) vs. Alabama, 11/27/22 in Portland, Ore. (4 OT)  
**Played 50 minutes:** Caleb Love (57:24), Leaky Black (53:52), RJ Davis (50:36), vs. Alabama, 11/27/22 in Portland, Ore. (4 OT)  
**UNC rallied from more than 15-point deficit to win:** trailed Florida State by 16 (23-39) in the 1st half and won, 78-70, 2/27/21  
**UNC rallied from double-figure deficit at halftime to win:** trailed Florida State by 12 (29-41) and won, 78-70, 2/27/21  
**UNC rallied from double-figure deficit w/less 10:00 to play and win:** trailed Ohio State by 10 (56-66) with 6:45 to play and won, 89-84, in OT, 12/17/22 in New York, N.Y.  
**UNC rallied from double-figure deficits in the 2nd half to win consecutive games:** trailed Miami 34-53 (-19) w/9:51 to play and won, 61-59, 3/11/11\* in Greensboro; trailed Clemson 30-41 (-11) w/17:23 to play and won, 92-87, in overtime, 3/12/11\* in Greensboro  
**UNC rallied from 20 points down to win:** trailed Georgia Tech, 30-50 w/4:00 left in the 1st half and won, 82-75, 2/15/06  
**UNC rallied from 20 points down to take the lead:** trailed Georgia Tech, 9-29, w/8:04 to play in first half and took the lead four times in second half, but lost 71-73, 1/16/10  
**Four-point play (team):** Kerwin Walton (3FG), Day'Ron Sharpe (FT) at Miami, 1/5/21  
**Four-point play (individual):** Kerwin Walton vs. Northeastern, 2/17/21  
**UNC did not score a fastbreak point:** 0 vs. Virginia, 2/25/23 (won 71-63)  
**UNC scored 25 fastbreak points:** 25 vs. NC State, 1/29/22  
**UNC led by 20 or more at half:** ^28 vs. Marquette, 3/17/22 in Fort Worth (led 53-25)  
**UNC led by 30 or more at the half:** (38) vs. Florida State, 2/12/22 (led 62-24)  
**UNC out-scored the opponent by 15 points in a half and lost:** 60-45 in 2nd half and lost 85-92 at Wake Forest, 2/7/23  
**UNC led by 40:** 64-24 vs. Florida State, 2/12/12 (won 94-74)  
**UNC led by 50:** 101-51 \*vs. Notre Dame, 3/10/21 (won 101-59) in Greensboro  
**Committed 30 personal fouls:** 30 vs. Villanova, 11/23/23 in the Bahamas  
**Committed more than 30 personal fouls:** 33 at Louisville, 1/31/15

\* ACC Tournament, ^ NCAA Tournament

# LAST TIME ... OPPONENTS



## SCORING

**40:** 47 by Malik Monk, Kentucky, 12/17/16 in Las Vegas  
**36:** Cole Swider, Syracuse, 2/28/22  
**35:** Tyree Appleby at Wake Forest, 2/7/23  
**30:** 34 by Eric Dixon, Villanova, 11/23/23 in the Bahamas  
**Freshman scored 30:** 34 by Terquavion Smith, NC State, 1/29/22  
**30/consecutive games:** Xavier Rathana-Mayes, Florida State (35 at UNC, 1/24/15, and 30 in Tallahassee, 1/4/16)  
**30/twice in a season:** Nolan Smith, Duke (34 at Duke, 2/9/11; 30 at UNC, 3/5/11)  
**20/three times in one season:** Luke Kennard, Duke (20, 28 and 20), 2017  
**One w/30, one w/25:** 34 by Terquavion Smith, 25 by Jericole Helles, NC State, 1/29/22  
**Three players with 20:** Isaiah Wong (25), Sam Waardenburg (21), Cameron McGusty (20) at Miami, 1/18/22  
**Four players with 20:** Damion James (25), Dexter Pittman (23), J'Covan Brown (21) and Avery Bradley (20), Texas, 12/19/09 in Arlington, Texas  
**More than 25/half:** 27 in first half by Malik Monk, Kentucky, 12/17/16 in Las Vegas  
**20/1st half:** 20 by Eric Dixon, Villanova, 11/23/23 in the Bahamas  
**20/2nd half:** 20 by Jarkel Joiner at NC State, 2/19/23  
**25/half:** 25 in 2nd half by Tyree Appleby at Wake Forest, 2/7/23  
**20/both halves:** 27 and 20 by Malik Monk, Kentucky, 12/17/16 in Las Vegas  
**Non-starter scored 30:** 33 by Brent Arrington, Mississippi Valley State, 11/20/11  
**Non-starter scored 25:** 25 by El Ellis at Louisville, 2/1/22  
**Non-starter scored 20:** 21 by Jahvon Quinerly, Alabama, 11/27/22 in Portland, Ore. (4 OT)  
**Non-starter was leading scorer:** 17 by Ben Vander Plas at Virginia, 1/10/23  
**Scored 30+ points on fewer than 10 field goals:** 35 by Tyree Appleby at Wake Forest, 2/7/23 (6x20 FG, 0x6 3FG, 23x28 FT)  
**Scored 15 straight points for his team:** Tre Jones, Duke, 2/8/20  
**Scored 11 straight points for his team by free throws:** Tyree Appleby at Wake Forest, 2/7/23 (in 1:34)  
**No player in double figures:** at Evansville, 12/8/10  
**No starter in double figures:** Boston College, 1/26/22  
**One player in double figures:** 22 by El Ellis at Louisville, 1/14/23  
**Only two players in double figures in a win over UNC:** 31 by Jamarius Burton and 16 by Blake Hinson at Pittsburgh, 12/30/22  
**Six players in double figures:** Alabama, 11/27/22 in Portland, Ore. (4 OT)  
**Seven players in double figures:** Wake Forest, 12/20/03 (3 OT)  
**Only four players scored:** \*Duke in Brooklyn, 3/9/18  
**Bench scored zero:** Pittsburgh, 1/8/20  
**Bench scored 50 plus:** 55 by Charleston, 11/11/22  
**100 points in a 40-minute game:** 103 by Kentucky, 12/17/16 in Las Vegas  
**100 points in an overtime game:** 103 by Alabama, 11/27/22 in Portland, Ore. (4 OT)  
**Fewer than 45:** \*43 by Virginia, 3/10/22 in Brooklyn  
**Fewer than 60 in a win:** 56 at Virginia, 12/8/19  
**60/half:** 61, 2nd by East Carolina, 12/15/12  
**12/half:** 12 (1st half) by East Tennessee State, 12/8/12  
**13/half:** \*13 (1st half) by Virginia, 3/10/22 in Brooklyn  
**Fewer than 25/both halves:** 22 and 19 by Virginia, 2/18/17  
**50 in a half in a UNC win:** 50, 1st half by Charleston, 11/11/22  
**Fewer than 25 in a half in a win over UNC:** 23, 2nd half at Pittsburgh, 1/18/20  
**Fewer than 30/both halves in a win over UNC:** 27 and 26 at Virginia, 2/27/17

## OPPONENTS FIELD GOAL SHOOTING

**Made 14:** Jamarius Burton at Pittsburgh, 12/30/22  
**Two players made 10:** 11 by RJ Barrett, 10 by Cam Reddish at Duke, 2/20/19  
**Missed every shot (min. 10 FGA):** Noah Freidel, James Madison, 11/20/22 (0x11)  
**Two players attempted 20:** 26 by Jahvan Quinerly and 21 by Brandon Miller, Alabama, 11/27/22 in Portland, Ore. (4 OT)  
**Attempted more than 25:** 26 by Jahvan Quinerly, Alabama, 11/27/22 in Portland, Ore. (4 OT)  
**Attempted more than 25 in a 40-minute game:** 26 by Paolo Banchero at Duke, 3/5/22  
**Made 15 or fewer:** 15 by Virginia, 2/18/17  
**Made less than 20 in a win:** 19 at Virginia, 2/13/21  
**Made its first six attempts to begin a game:** Syracuse, 2/28/22  
**Made its first seven attempts to begin a game:** Louisville, 1/12/19  
**Made its first eight attempts to begin a game:** Michigan, 11/29/17  
**Made 10 consecutive FG:** Duke, 2/8/18  
**Made 15 consecutive FG:** Clemson, 1/16/18  
**Attempted 90 or more:** 90 by Alabama, 11/27/22 in Portland, Ore. (4 OT)  
**Missed 10 FG to begin a game:** 10 by Florida State, 2/12/22  
**Missed more than 10 FG to begin a game:** 11 by Charleston, 11/25/20  
**Missed 13 consecutive FG:** UC Riverside to begin second half, 11/17/23  
**Missed 15 consecutive FG:** at Pittsburgh, 1/5/19  
**50 percent/game in UNC win:** 50.0 (29x58) at Syracuse, 1/24/23  
**50 percent/both halves in UNC win:** 55.6 (15x27) and 50.0 (15x30), Syracuse, 2/28/22  
**Better than 55 percent/game in UNC win:** 55.6 (30x54) by Pitt, 1/31/17  
**60 percent/half:** 60.0, 1st half (15x25) by Northern Iowa, 11/22/23 in the Bahamas  
**60 percent/half in UNC win:** 60.0, 1st half (15x25) by Northern Iowa, 11/22/23 in the Bahamas  
**60 percent/both halves:** 61.3 (19x31) & 69.2 (18x26) at Pittsburgh, 2/14/15  
**60 percent/game:** 64.9 (37x57) at Pittsburgh, 2/14/15  
**65 percent/half:** 66.7 2nd half (24x36), Kentucky, 12/18/21 in Las Vegas

**70 percent/half:** 72.0 (18x25) 2nd half at Gonzaga, 12/18/19  
**70 percent/game:** \*71.7 (33x46) by Duke, 2/29/80, in Greensboro  
**75 percent/half:** 76.5 (13x17) 2nd half at NC State, 2/3/07  
**Under 20 percent/half:** \*18.5 (5x27) 1st half by Virginia, 3/10/22 in Brooklyn  
**Under 25 percent/half and won:** 22.7 (5x22) 2nd half at Pittsburgh, 1/18/20  
**Under 30 percent/both halves:** 27.3 (9x33) & 25.7 (9x35) UNC Asheville, 11/23/21  
**Under 30 percent/game:** 29.3 (17x58) by UNCW, 11/7/22  
**Under 35 percent/game and won:** 34.5 (10x29) 1st half by Clemson, 1/11/20  
**Under 40 percent/game and won:** 38.3 (23x60), Villanova, 11/23/23 in the Bahamas  
**Under 40 percent/both halves and won:** 36.0 (9x25) & 36.7 (11x30), Villanova, 11/23/23 in the Bahamas  
**50 percent in first half and under 20 percent in second half:** 57.1 (16x28) 1st half and 16.1 (5x31) 2nd half at Elon, 11/9/18  
**Under 30 percent in first half and 60 percent in second half:** 25.0 (10x40) and 65.4 (17x26) by NC State, 2/1/14  
**Under 20 percent in first half and 50 percent in second half:** \*18.5 (5x27) 1st half and 52.0 (13x25) 2nd half by Virginia, 3/10/22 in Brooklyn

## OPPONENTS THREE-POINTERS

**7:** Mark Sears, Alabama, 11/27/22 in Portland, Ore. (4 OT)  
**8:** Malik Monk, Kentucky, 12/17/16 in Las Vegas  
**10:** Kyle McAlarney, Notre Dame, 11/26/08 in Maui  
**7 of 7:** Allerik Freeman, NC State, 1/27/18 (7x7)  
**Made every att. (min. 5):** Ithiel Horton, Pittsburgh, 2/16/22 (5x5)  
**Missed every att. (5 or more):** Tyree Appleby at Wake Forest, 2/7/23 (0x6)  
**Missed every att. (9 or more):** Noah Freidel, James Madison, 11/20/22 (0x9)  
**Two players made at least 5:** 5 by Sam Waardenburg & Isaiah Wong at Miami, 1/18/22  
**Three players made at least 5:** 7 by Jordan Bohannon, 5 by CJ Fredick, 5 by Joe Wieskamp at Iowa, 12/8/20  
**5 in a half:** Cole Swider, 1st half, Syracuse, 2/28/22  
**Attempted 15 3FGs:** 16 by Jordan Bohannon at Iowa, 12/8/20  
**Nine different players made a 3FG:** Lehigh, 11/12/23  
**Did not make a three-pointer:** 0 by Boston College (6 attempts), 1/17/23  
**Made 16:** Alabama, 11/27/22 in Portland, Ore. (4 OT)  
**Made 17:** at Iowa, 12/8/20  
**Made 10 or more/half:** 11, 1st half at Iowa, 12/8/20 (22 attempts)  
**15 or more/consecutive games:** 15 by NC State, 1/27/18, and 15 at Clemson, 1/30/18  
**Attempted 40 or more:** 43 at Iowa, 12/8/20  
**60 percent (min. 10 att.):** 62.5 (10x16) at Duke, 2/18/15  
**65 percent (min. 10 att.):** 66.7 (8x12) at Illinois, 11/30/10  
**Less than 10 percent (min. 10 att.):** 7.1 (1x14) at Louisville, 1/14/23  
**Made 10 or more and lost:** 13 by Lehigh, 11/12/23  
**Made 15 or more and lost:** 15 at Louisville, 2/1/22  
**Made less than five and won:** \*4 by Virginia, 3/9/23 in Greensboro  
**Made more 3FG than two-pointers:** at Louisville, 2/1/22 (15 3FG, 13 2FG)  
**Attempted more 3FG than two-pointers:** at Portland, 11/24/22 (32 3FGA, 26 2FGA)

## OPPONENTS FREE THROWS

**Made 20:** 23 by Tyree Appleby at Wake Forest, 2/7/23 (ACC record)  
**Attempted 20:** 28 by Tyree Appleby at Wake Forest, 2/7/23 (ACC record)  
**Made & Attempted 20/Half:** 21x26 in 2nd half by Tyree Appleby at Wake Forest, 2/7/23 (ACC records)  
**10x10:** Tre Jones at Duke, 3/7/20  
**Better than 10x10:** ^12x12 by Tyler Dorsey, Oregon, 4/1/17 in Phoenix  
**100 percent (min. 10):** 100.0 (12x12) by NC State, 1/21/23  
**100 percent (min. 30):** 100.0 (32x32) at Wake Forest, 1/15/05  
**At least 95 percent, 20 or more attempts:** 96.3 (26x27) at Florida State, 1/16/21  
**At least 85 percent, 30 or more attempts:** 88.9 (32x36), Villanova, 11/23/23 in the Bahamas  
**Under 30 percent:** 27.3 (3x11) by NC State, 1/8/17  
**Under 40 percent:** 30.8 (4x13) by Louisville, 2/22/17  
**Under 50 percent and won:** ^47.1 (8x17) by Auburn, 3/29/19 in Kansas City, Mo.  
**Made 30 or more:** 32 by Villanova, 11/23/23 in the Bahamas  
**Made one:** The Citadel, 12/13/22  
**Made less than five:** 3 by Lehigh, 11/12/23  
**Attempted 40 or more:** 42 at Wake Forest, 2/7/23  
**Attempted fewer than five:** 4 by Lehigh, 11/12/23  
**Missed 20 or more:** \*20 (21x41) by Pittsburgh, 3/14/14 in Greensboro  
**Only one player attempted:** Jordan Taylor, Wisconsin (3x6), 11/30/11  
**Made more free throws than field goals:** Villanova, 11/23/23 in the Bahamas (23 FGs, 32 FTs)  
**Made five or fewer and won:** 4 by Tennessee, 11/21/21 in Uncasville, Conn.

## OPPONENTS REBOUNDS

**10 by a guard:** 11 by Jordan Miller, Miami, 2/13/23  
**16:** Charles Bédiako, Alabama, 11/27/22 in Portland, Ore. (4 OT)  
**17:** T.J. Bickerstaff, Boston College, 1/26/22  
**19:** John Mooney, Notre Dame, 1/15/19  
**20 or more:** \*21 by Talib Zanna, Pittsburgh, 3/14/14 in Greensboro  
**10 offensive:** 10 by Kerry Blackshear, Virginia Tech, 1/21/19  
**Two players with 15 or more:** 15 by Damion James and 15 by Dexter Pittman, Texas, 12/19/09 in Arlington, Texas



**Three players in double-figures:** ^Joey Lynch-Flohr (11), Artsiom Parakhouski (10) and Eric Hall (10), Radford, 3/19/09 in Greensboro  
**50 rebounds:** 58 by Alabama, 11/27/22 in Portland, Ore. (4 OT)  
**60 rebounds:** 60 by Texas, 12/19/09 in Arlington, Texas  
**Fewer than than 20 rebounds:** ^15 by Notre Dame, 3/27/16 in Philadelphia  
**25 offensive rebounds:** 29 by Butler, 11/26/14 in the Bahamas  
**20 second-chance points:** 21 at Iowa, 12/8/20  
**One offensive rebound:** Georgia Tech, 12/10/22  
**Zero second-chance points:** Georgia Tech, 12/10/22  
**Outrebounded UNC by 15 or more:** 16 (24-40) by Duke, 2/5/22  
**More offensive rebounds than UNC had defensive:** Butler in The Bahamas, 11/26/14 (Butler 29 offensive, UNC 26 defensive)

#### OPPONENTS DOUBLE-DOUBLES

**20 points/15 rebounds:** 21/15 by Marvin Bagley III at Duke, 3/3/18  
**30 points/10 rebounds:** 34/10, Eric Dixon, Villanova, 11/23/23 in the Bahamas  
**Points & rebounds w/5 or more assists:** 22/10/6 by Jaden Ivy, Purdue, 11/20/21 in Uncasville, Conn.  
**Points & rebounds w/7 or more assists:** 17/10/7 by Dwayne Sutton, Louisville, 1/12/19  
**Points & rebounds w/5 or more blocks:** 23/11/5 by Quincy Guerrier, Syracuse, 1/12/21  
**30 points/10 assists:** Tyree Appleby at Wake Forest, 2/7/23 (33 points/11 assists)  
**Three players:** Lorenzo Brown (12 pts/12 assists), Richard Howell (13 pts/17 reb) and TJ Warren (10 pts, 10 reb), NC State, 2/23/13  
**Player had three in one season:** Marvin Bagley III, Duke, 2018

#### OPPONENTS TRIPLE DOUBLE

Greivis Vasquez at Maryland, 2/21/09 (35 pts/11 reb/10 assists) (first in ACC game)

#### OPPONENTS ASSISTS

**11:** Tyree Appleby at Wake Forest, 2/7/23  
**12:** by Melo Trimble, Maryland, 12/1/15  
**13:** \*by Luke Loucks, Florida State, 3/11/12 in Atlanta  
**15 or more:** 17 by Kenny Anderson at Georgia Tech, 2/1/90  
**10 or more assists and no turnovers:** Cameron Wright (10 assists) at Pitt, 2/14/15  
**30 or more:** 30 at Pittsburgh, 2/14/15  
**Fewer than 5:** 3 by UNCW, 11/7/22  
**Had 5 in a win over UNC:** Villanova, 11/23/23 in the Bahamas  
**Assists on 80% of its field goals:** 84.2% at Virginia, 2/13/21 (16 assists on 19 FGs)

#### OPPONENTS TURNOVERS

**6:** Isaiah Moses, UC Riverside, 11/17/23  
**7:** Femi Odukale, Pittsburgh, 2/16/22  
**8:** Ky Bowman at Boston College, 1/21/17  
**10:** Evan Turner, Ohio State, 11/19/09 in New York, N.Y.  
**20 or more and won:** 22 by Alabama, 11/27/22 in Portland, Ore. (4 OT)  
**25:** UNCW, 12/5/18  
**30 or more:** 32 by South Carolina State, 11/20/07  
**2:** at NC State, 2/19/23  
**Less than 5:** 4 by Virginia, 2/25/223  
**UNC scored 0 points off oppt. turnovers:** 0 vs. Virginia, 2/25/23 (UNC won, 71-63)  
**UNC scored 25 or more points off oppt. turnovers:** 25 vs. Northern Iowa, 11/22/23 in the Bahamas (17 turnovers)  
**UNC scored 30 or more points off oppt. turnovers:** 32 vs. Wake Forest (14/23) (15 turnovers)  
**UNC scored 35 points off oppt. turnovers:** 37 vs. NC State, 1/8/17 (off 26 turnovers)

#### OPPONENTS BLOCKS

**8:** Dereck Lively II at Duke, 2/4/23  
**10 or more:** 11 at Duke, 2/4/23

#### OPPONENTS STEALS

**5 or more:** 5 by Reece Beekman at Virginia, 1/10/23  
**8:** Ashton Hagans, Kentucky, 12/22/18 in Chicago  
**15 or more:** 15 at Syracuse, 3/1/21  
**20 or more:** 20 at Clemson, 1/17/07

#### OPPONENTS MISCELLANEOUS (UNC scores listed first)

**Led the team in scoring, rebounds, assists:** Tyree Appleby at Wake Forest, 2/7/23 (33 points/7 rebounds/11 assists)  
**Led the team in scoring, rebounds, assists, blocks:** Quinten Post, Boston College, 1/17/23 (17 points/5 rebounds/1 assist/1 block)  
**Led the team in scoring, rebounds, assists, steals:** Jake LaRivia at Wake Forest, 1/22/22 (31 points/10 rebounds/4 assists/3 steals)  
**Led the team in scoring, rebounds, assists, blocks, steals:** Aamir Simms, Clemson, 1/11/20 (20 points, 8 rebounds, 6 assists, 4 blocks, 3 steals)  
**Four-point play:** Eric Dixon, Villanova, 11/23/23 in the Bahamas  
**Hit a game-winning shot with no time left:** Wendell Moore, Duke, 2/8/20 (in OT)  
**Hit a game-winning shot less than a second left:** Matt Coleman III, Texas, 12/2/20 in Asheville (0.1 second to play)  
**Hit a game-winning shot less than five seconds left:** Nate Laszewski at Notre Dame, 2/17/20 (3FG with 2.4 seconds to play)  
**Hit a game-tying shot w/0:00 on the clock to force overtime:** Tre Jones, Duke, 2/8/20  
**Hit a shot from other side of halfcourt:** Louis Dabney, Tulane, 12/16/15, to end first half  
**Made winning free throws with less than 30 seconds to play:** Pittsburgh's Jamarius Burton made two with 3.6 seconds to play, won 64-65, 2/1/23  
**Trailed at the half and won:** Villanova, 11/23/23 in the Bahamas  
**Trailed by 10 or more with less than four minutes to play and won:** Duke, 2/8/20 (Duke

trailed 77-64 with 3:55 to play, won 96-98 in OT)

**Trailed by 10 or more with less than two minutes to play and won:** Clemson, 1/11/20 (Clemson trailed 68-58 with 1:56 to play, won 76-79 in overtime)

**Trailed by more than 15 and won:** ^16 by Kansas, 4/4/22 in New Orleans (KU trailed 38-22, won 69-72)

**Trailed by 20 or more and won:** 24 at Florida State, 1/22/04 (FSU trailed 42-18 in first half, won 81-90 in overtime)

**Trailed by 20 and took the lead:** at Virginia Tech, 1/24/16 (UNC led 36-16; VT took a 59-61 lead but UNC won 75-70)

**Trailed by 25 and forced overtime:** ^UNC led Baylor, 67-42, with 10:09 to play; game went to overtime tied at 80 and UNC won, 93-86, 3/19/22 in Fort Worth, Texas

**Led Carolina by 20 or more at halftime:** 22 at Wake Forest (25-47), 2/7/23

**Led Carolina by 20 or more at halftime in Chapel Hill:** 20 by Georgia Tech (27-47), 1/4/20

**Led Carolina by 25 or more at halftime:** 27 at Miami (22-49), 1/18/22

**Led Carolina by 35 or more:** 35 by Kentucky (63-98), 12/18/21 in Las Vegas

**Led Carolina by more than 35:** 36 at Duke (37-73), 3/6/10

**Scored more than 15 straight:** 17-0 run at Louisville, 2/22/20

**Scored 19 straight:** 19-0 run by Michigan, 11/28/19 in The Bahamas

**Scored first 10 points:** UNLV led 0-13, 11/30/20 in Asheville (UNC won, 78-51)

**Scored first 14 points:** \*Miami led 0-14 in Brooklyn, 3/8/18 (UNC won, 82-65)

**Outscored UNC by more than 20 in a half:** 22 at Wake Forest, 2/7/23 (25-47, 1st half)

**Outscored UNC by more than 20 in a half in Chapel Hill:** 23 by Ohio State, 12/4/19 (22-45, 2nd half)

**Outscored UNC by more than 25 in a half:** 27 at Miami, 1/18/22 (22-49, 1st half)

**25 fastbreak points:** at NC State, 2/19/23

**30 fastbreak points:** at Wake Forest, 1/22/22

**Zero fastbreak points:** Villanova, 11/23/23 in the Bahamas

**Committed 30 fouls:** Kentucky, 12/19/20 in Cleveland

**Played 50 minutes:** 55:03 by Mark Sears, Alabama, 11/27/22 in Portland, Ore. (4 OT)

\* ACC Tournament

^ NCAA Tournament

## 2023-24 BOX SCORES: GAMES 1-4

Official Basketball Box Score - Final  
Radford vs North Carolina

11/06/23 Smith Center, Chapel Hill

Game Time  
Game Duration

1

Radford - 70 • 0-1

##	Player	Total FG-FGA	3-Ptr FG-FGA	FT-FTA	Rebounds Off Def Tot	PF	TP	A	TO	Blk	Stl	Min
0	Justin Archer	F 2-3	0-0	2-2	1 8 9	4	6	0	1	0	0	23:02
10	Chandler Turner	F 1-2	0-1	0-0	1 1 2	4	2	1	1	0	0	24:25
1	DaQuan Smith	G 7-13	3-7	1-1	0 4 4	0	18	1	2	0	1	30:30
3	Kenyon Giles	G 8-17	1-5	1-1	1 1 2	2	18	1	1	0	0	30:29
14	Bryan Antoine	G 5-15	1-6	2-2	0 1 1	0	13	1	1	1	3	28:46
21	D'Antunay Pierce	2-2	0-0	0-0	3 2 5	5	4	0	2	1	0	19:26
4	Truth Harris	2-5	0-0	3-4	0 3 3	3	7	1	2	1	3	21:53
2	Trenton Walters	0-1	0-0	0-0	0 0 0	1	0	0	0	0	1	09:58
11	Kyle Burns	1-7	0-1	0-0	0 0 0	2	2	0	0	0	0	09:35
25	Hunter Castleberry	0-1	0-1	0-0	0 0 0	0	0	0	0	0	0	00:58
34	David Vidor	0-0	0-0	0-0	0 1 1	0	0	0	0	0	0	00:58
Team					5 2 7							

<b>Totals</b>		28-66	5-21	9-10	11 23 34	21	70	5	12	3	8	200:00
FG %	1st:	17-34	50.0%	2nd:	11-32	34.4%	Game:	28-66	42.4%			
3PT %	1st:	3-10	30.0%	2nd:	2-11	18.2%	Game:	5-21	23.8%			
FT %	1st:	4-4	100.0%	2nd:	5-6	83.3%	Game:	9-10	90.0%			
										DeadBall Rebounds	3.0	

North Carolina - 86 • 1-0

##	Player	Total FG-FGA	3-Ptr FG-FGA	FT-FTA	Rebounds Off Def Tot	PF	TP	A	TO	Blk	Stl	Min
5	Armando Bacot	F 10-16	0-1	5-6	5 8 13	1	25	1	1	2	0	29:27
55	Harrison Ingram	F 4-9	2-5	2-5	1 3 4	1	12	3	2	2	0	27:07
3	Cormac Ryan	G 3-8	3-7	4-4	0 3 3	0	13	3	0	0	1	30:37
4	RJ Davis	G 6-14	1-5	0-0	0 3 3	1	13	2	2	0	0	27:59
8	Paxson Wojcik	G 2-2	1-1	0-0	2 1 3	1	5	3	1	0	0	20:10
1	Zayden High	0-0	0-0	0-0	0 1 1	2	0	0	1	0	0	08:09
2	Elliot Cadeau	2-6	0-1	1-3	1 1 2	2	5	6	2	0	0	19:35
13	Jalen Washington	3-3	0-0	2-3	2 2 4	0	8	0	0	0	0	09:35
7	Seth Trimble	0-1	0-0	1-2	0 1 1	1	1	0	1	1	0	11:17
32	Jae'Lyn Withers	2-2	0-0	0-0	0 1 1	2	4	0	1	0	2	15:07
24	James Okonkwo	0-0	0-0	0-0	0 1 1	0	0	0	0	0	0	00:58
Team					1 0 1							

<b>Totals</b>		32-61	7-20	15-23	12 25 37	11	86	18	11	5	4	200:00
FG %	1st:	16-29	55.2%	2nd:	16-32	50.0%	Game:	32-61	52.5%			
3PT %	1st:	5-10	50.0%	2nd:	2-10	20.0%	Game:	7-20	35.0%			
FT %	1st:	9-11	81.8%	2nd:	6-12	50.0%	Game:	15-23	65.2%			
										DeadBall Rebounds	2.0	

Officials: Roger Ayers, Jemel Spearman, Kellen Milner  
Technical fouls: Radford - NONE North Carolina - NONE  
Attendance: 17331

Score by periods	1st	2nd	Total	In Points	Off Paint	2nd T/O	Fast Chance	Break	Bench
Radford	41	29	70	RAD	34	11	14	3	13
North Carolina	46	40	86	UNC	48	14	14	10	18

Last FG - RAD 2nd 2:19, UNC 2nd 0:22.  
Largest lead - RAD by 3 1st - 7.54, UNC by 17 2nd - 2:41  
RAD led for 7:26, UNC led for 31:58, Game was tied for 00:36  
Score tied - 4 times.  
Lead changed - 8 times.Official Basketball Box Score - Final  
Lehigh vs North Carolina

11/12/23 Smith Center, Chapel Hill

Game Time  
Game Duration

2

Lehigh - 68 • 0-3

##	Player	Total FG-FGA	3-Ptr FG-FGA	FT-FTA	Rebounds Off Def Tot	PF	TP	A	TO	Blk	Stl	Min
23	Bube Moriah	F 0-3	0-0	2-2	1 0 1	3	2	0	1	0	0	12:15
35	Dominic Parolin	C 3-10	1-5	0-0	2 3 5	1	7	3	1	0	0	22:25
13	Keith Higgins Jr.	C 7-13	2-5	0-0	0 3 3	1	16	3	1	0	2	31:41
22	Tyler Whitney-Sidney	G 4-13	2-6	0-0	1 3 4	1	10	1	1	0	0	21:25
55	Jalin Sinclair	G 1-4	1-2	0-0	0 1 1	2	3	2	2	0	1	18:07
42	JT Tan	1-3	0-0	0-0	1 1 2	4	2	1	1	0	2	12:10
1	Nasir Whitlock	2-8	0-3	1-2	0 2 2	0	5	1	0	0	0	13:04
21	Burke Chebuhar	2-5	2-4	0-0	1 1 2	3	6	2	0	1	0	17:55
0	Cam Gillus	3-3	2-2	0-0	0 1 1	0	3	0	1	0	1	16:52
2	Ben Knostman	0-0	0-0	0-0	0 0 0	2	0	2	0	0	0	06:51
4	Joshua Ingram	1-4	1-3	0-0	0 3 3	2	3	0	2	0	0	12:52
32	Henri Adlissa	0-1	0-0	0-0	0 2 3	3	0	0	1	0	0	07:01
20	Jayshen Saigal	1-1	1-1	0-0	0 1 1	0	3	0	0	0	1	02:33
44	Tommy Corniuff	0-1	0-0	0-0	0 1 1	0	0	0	0	0	1	02:03
11	Brendan Reed	1-1	1-1	0-0	0 0 0	0	3	0	0	0	0	01:23
15	Jake Pike	0-1	0-1	0-0	0 0 0	0	0	0	0	0	0	01:23
Team					1 2 3							

<b>Totals</b>		26-71	13-33	3-4	8 23 31	22	68	15	11	3	7	200:00
FG %	1st:	12-35	34.3%	2nd:	14-36	38.9%	Game:	26-71	36.6%			
3PT %	1st:	7-18	38.9%	2nd:	6-15	40.0%	Game:	13-33	39.4%			
FT %	1st:	3-4	75.0%	2nd:	0-0	0.0%	Game:	3-4	75.0%			
										DeadBall Rebounds	1.0	

North Carolina - 90 • 2-0

##	Player	Total FG-FGA	3-Ptr FG-FGA	FT-FTA	Rebounds Off Def Tot	PF	TP	A	TO	Blk	Stl	Min
5	Armando Bacot	F 8-14	0-0	6-6	6 14 20	1	22	1	1	1	2	25:57
55	Harrison Ingram	F 6-11	1-3	1-3	2 5 7	2	14	1	1	1	0	27:28
3	Cormac Ryan	G 2-7	0-3	2-2	0 2 2	1	6	3	1	0	1	24:37
4	RJ Davis	G 8-14	3-6	3-3	1 3 4	0	22	1	3	0	3	29:20
8	Paxson Wojcik	G 0-2	0-1	2-2	1 1 2	3	2	0	1	0	0	12:07
2	Elliot Cadeau	3-8	0-3	1-2	0 2 2	0	7	2	0	2	0	20:58
13	Jalen Washington	1-1	0-0	3-3	0 1 1	0	5	0	1	0	0	08:51
24	Jae'Lyn Withers	2-5	0-0	0-0	0 3 3	1	4	1	0	0	1	13:22
7	Seth Trimble	0-1	0-0	3-5	1 0 1	0	3	0	3	0	0	18:54
1	Zayden High	0-0	0-0	2-2	2 3 5	0	2	1	0	0	1	11:44
32	James Okonkwo	0-1	0-0	0-0	1 0 1	0	0	0	0	0	0	02:33
14	Craigton Lebo	0-1	0-0	0-0	0 0 0	0	0	0	0	0	0	01:23
22	Rob Landry	1-1	1-1	0-0	1 2 0	0	3	0	0	0	0	01:23
34	Duwe Farris	0-1	0-0	0-0	0 0 0	0	0	0	0	0	0	01:23
Team					0 2 2							

<b>Totals</b>		31-67	5-17	23-28	15 37 52	8	90	11	10	3	9	200:00
FG %	1st:	16-36	44.4%	2nd:	15-31	48.4%	Game:	31-67	46.3%			
3PT %	1st:	3-9	33.3%	2nd:	2-8	25.0%	Game:	5-17	29.4%			
FT %	1st:	6-9	66.7%	2nd:	15-19	78.9%	Game:	23-28	82.1%			
										DeadBall Rebounds	3.0	

Officials: Non Gronover, Doug Simmons, Lee Cassell  
Technical fouls: Lehigh - NONE North Carolina - NONE  
Attendance: 18608

Score by periods	1st	2nd	Total	In Points	Off Paint	2nd T/O	Fast Chance	Break	Bench
Lehigh	34	34	68	LEH	16	17	2	3	30
North Carolina	43	47	90	UNC	38	15	14	17	24

Last FG - LEH 2nd 0:33, UNC 2nd 0:41.  
Largest lead - LEH by 2 1st - 18:05, UNC by 25 2nd - 1:23  
LEH led for 1:45, UNC led for 35:50, Game was tied for 02:25  
Score tied - 3 times.  
Lead changed - 6 times.Official Basketball Box Score - Final  
UC Riverside vs North Carolina

11/17/23 Smith Center, Chapel Hill

3

UC Riverside - 52 • 1-3

##	Player	Total FG-FGA	3-Ptr FG-FGA	FT-FTA	Rebounds Off Def Tot	PF	TP	A	TO	Blk	Stl	Min
0	Kyle Owens	F 0-4	0-1	0-0	1 0 1	3	0	0	1	0	0	13:49
14	Will Tattersall	F 3-6	1-4	2-4	1 6 7	1	9	3	0	0	1	27:38
1	Ben Grisetti	C 5-12	3-7	1-2	0 1 1	3	14	0	1	1	0	20:56
3	Isaiah Moses	G 0-4	0-2	0-0	1 4 5	2	0	5	6	0	1	19:23
24	Barrington Hargress	G 4-13	2-4	0-0	0 2 2	3	10	5	2	0	2	35:05
13	Vladimer Salaridze	1-5	0-2	0-0	1 3 4	3	2	1	2	0	2	18:17
11	Nate Pickens	2-8	1-5	2-2	0 2 2	2	7	1	1	0	1	25:16
22	Luke Turner	0-2	0-2	0-0	2 1 3	0	0	0	0	0	0	12:38
12	Jhalyon Martinez	2-6	0-1	0-0	2 3 5	3	4	0	0	0	0	15:17
2	Kaleb Smith	0-0	0-0	0-1	1 0 1	0	0	0	2	0	0	06:00
10	Niyi Olabode	2-2	2-2	0-0	0 1 1	0	6	0	0	0	0	05:41
Team					5 1 6							

<b>Totals</b>		19-62	9-30	5-9	14 24 38	20	52	15	17	1	7	200:00
FG %	1st:	10-30	33.3%	2nd:	9-32	28.1%	Game:	19-62	30.6%			
3PT %	1st:	5-14	35.7%	2nd:	4-16	25.0%	Game:	9-30	30.0%			
FT %	1st:	1-2	50.0%	2nd:	4-7	57.1%	Game:	5-9	55.6%			
										DeadBall Rebounds	6.2	

North Carolina - 77 • 3-0

##	Player		Total FG/FGA	3-Ptr FG/FGA	FT-FTA	Rebounds Off Def Tot	PF	TP	A	TO	Blk	Stl	Min
	Armando Bacot	F	7-11	1-2	6-8	2 5 7	1	21	1	1	2	1	25:17
55	Harrison Ingram	F	4-11	1-4	1-2	3 6 9	1	10	1	0	0	1	25:56
3	Cormac Ryan	G	1-6	0-4	0-0	0 3 3	2	2	3	1	1	2	21:43
4	RJ Davis	G	3-11	1-7	1-1	0 3 3	1	8	4	0	0	0	27:52
8	Paxson Wojcik	G	0-2	0-1	2-2	0 2 2	0	2	2	1	0	2	18:47
2	Elliot Cadeau		3-4	0-0	2-3	0 0 0	1	8	2	4	0	0	22:39
13	Jalen Washington		4-5	2-2	1-2	3 2 5	1	11	0	0	2	0	12:26
7	Seth Trimble		5-7	1-1	0-0	0 2 2	2	11	1	0	0	0	15:15
24	Jae'Lyn Withers		0-1	0-0	2-2	0 3 3	1	2	0	0	3	1	15:53
1	Zayden Haynes		1-1	0-0	0-1	1 0 1	3	2	0	2	0	2	10:39

2023-24 BOX SCORES: GAMES 5-8



Official Basketball Box Score - End of 1st OT  
Villanova vs North Carolina  
11/23/23 Atlanta, Paradise Island

Game  
Center  
5

6

Villanova - 83

##	Player		Total	3-Ptr	FT-FTA	Rebounds			Pf	TP	A	TO	Blk	Stl	Min
			FG-FGA	FG-FGA		Off	Def	Tot							
23	Tyler Burton	F	1-4	1-3	4-5	1	6	7	3	7	0	0	0	1	32:49
43	Eric Dixon	F	11-19	3-5	9-11	3	7	10	2	34	0	3	0	1	36:47
0	TJ Bamba	G	1-8	0-4	2-2	1	2	3	3	4	2	0	0	0	32:16
2	Mark Armstrong	G	2-9	0-1	6-7	1	1	2	2	10	0	1	0	1	29:50
5	Justin Moore	G	5-11	0-3	6-6	1	1	2	2	16	2	1	0	0	36:19
13	Hakim Hart		0-2	0-1	3-3	0	3	3	3	3	0	0	0	0	15:48
15	Jordan Longino		3-6	1-4	2-2	0	3	3	1	9	0	3	0	0	27:21
14	Lance Ware		0-0	0-0	0-0	0	0	0	4	0	0	1	0	0	01:45
1	Brendan Hausen		0-1	0-1	0-0	0	1	1	0	0	1	0	0	0	05:37
21	Nnanna Njoku		0-0	0-0	0-0	0	1	1	2	0	0	0	1	1	06:28
Team						4	2	6							
Totals			23-60	5-22	32-36	11	27	38	22	83	5	9	1	4	225:00
FG %			1st: 9-25	36.0%	2nd: 11-30	36.7%	OT: 3-6	60.0%	Game: 23-60	38.3%	DeadBall				
3PT %			1st: 3-9	33.3%	2nd: 2-11	18.2%	OT: 0-2	0.0%	Game: 5-22	22.7%	Rebounds				
FT %			1st: 11-13	84.6%	2nd: 12-13	92.3%	OT: 9-10	90.0%	Game: 32-36	88.9%	0, 0				

North Carolina - 81

##	Player		Total	3-Ptr	FT-FTA	Rebounds			Pf	TP	A	TO	Blk	Stl	Min
			FG-FGA	FG-FGA		Off	Def	Tot							
5	Armando Bacot	F	4-10	0-0	0-0	6	12	18	4	8	2	1	1	0	33:35
24	Jae'Lyn Withers	F	0-2	0-1	2-2	1	6	7	5	2	0	4	0	0	20:07
55	Harrison Ingram	F	6-8	4-5	4-6	0	2	2	5	20	2	2	0	2	32:08
3	Cormac Ryan	G	7-12	2-6	2-3	1	2	3	3	18	1	3	0	1	38:25
4	RJ Davis	G	8-22	2-8	5-6	0	5	5	2	23	3	2	0	0	40:46
2	Elliot Cadeau		1-4	1-1	0-2	0	0	0	5	3	5	0	0	0	16:32
8	Paxson Wojcik		1-3	0-2	0-0	0	0	0	3	2	0	0	0	0	20:07
13	Jalen Washington		0-0	0-0	0-1	1	0	1	0	0	0	1	2	0	05:44
7	Seth Trimble		1-4	0-1	3-3	0	1	1	3	5	0	0	0	0	13:41
1	Zayden High		0-0	0-0	0-0	0	0	0	0	0	0	0	1	0	02:09
32	James Okonkwo		0-0	0-0	0-0	0	0	0	0	0	0	0	0	0	01:47
Team						4	2	6							
Totals			28-65	9-24	16-23	13	30	43	30	81	13	13	4	3	225:00
FG %			1st: 12-27	44.4%	2nd: 11-31	35.5%	OT: 5-7	71.4%	Game: 28-65	43.1%	DeadBall				
3PT %			1st: 5-12	41.7%	2nd: 4-12	33.3%	OT: 0-0	0.0%	Game: 9-24	37.5%	Rebounds				
FT %			1st: 5-7	71.4%	2nd: 8-12	66.7%	OT: 3-4	75.0%	Game: 16-23	69.6%	4, 0				

Officials: Tony Padilla, Bert Smith, Tony Chiazza  
Technical fouls: Villanova - T.Bamba, North Carolina - H.Ingram.  
Attendance: 1500

Score by periods	1st	2nd	OT	Total
Villanova	32	36	15	83
North Carolina	34	34	13	81

	In	Off	2nd	Fast
Points	Paint	T/O	Chance	Break
VIL	34	16	14	0
UNC	34	8	11	6

Last FG - VIL OT1-0:11, UNC OT1 - 0:02.  
Largest lead - VIL by 5 OT1 - 0:11, UNC by 9 1st - 5:40  
VIL led for 13:06, UNC led for 22:52. Game was tied for 09:00

Score tied - 19 times.  
Lead changed - 23 times.

7

8



# PHOTO ROSTER



**1 – ZAYDEN HIGH**  
6-9, 225, Fr., F  
San Antonio, Texas



**2 – ELLIOT CADEAU**  
6-1, 180, Fr., G  
West Orange, N.J.



**3 – CORMAC RYAN**  
6-5, 195, Gr., G  
New York, N.Y.



**4 – RJ DAVIS**  
6-0, 180, Sr., G  
White Plains, N.Y.



**5 – ARMANDO BACOT**  
6-11, 240, Gr., F/C  
Richmond, Va.




**7 – SETH TRIMBLE**  
6-3, 195, So., G  
Menomonee Falls, Wis.



**8 – PAXSON WOJCIK**  
6-5, 195, Gr., G  
Charleston, S.C.



**13 – JALEN WASHINGTON**  
6-10, 230, So., F  
Gary, Ind.



**14 – CREIGHTON LEBOWITZ**  
6-1, 180, Sr., G  
Greenville, N.C.




**22 – ROB LANDRY**  
6-4, 190, Sr., G  
Greensboro, N.C.



**24 – JAE'LYN WITHERS**  
6-9, 215, Sr., F  
Charlotte, N.C.




**32 – JAMES OKONKWO**  
6-8, 240, Jr., F  
Maidenhead, England



**34 – DUWE FARRIS**  
6-7, 210, Sr., F  
Charlotte, N.C.



**55 – HARRISON INGRAM**  
6-7, 230, Jr., F  
Dallas, Texas



**HUBERT DAVIS**  
Head Coach



**BRAD FREDERICK**  
Assistant Coach



**JEFF LEBOWITZ**  
Assistant Coach



**SEAN MAY**  
Assistant Coach



**MARCUS PAIGE**  
Director of Team &  
Player Development



**PAT SULLIVAN**  
Director of



**ERIC HOOTS**  
Director of Operations



**KIERSTEN STEINBACHER**  
Asst. to the Director of  
Operations



**JONAS SAHRATIAN**  
Director of Strength  
& Conditioning



**DOUG HALVERSON**  
Athletics Trainer





## 2023-24 North Carolina Men's Basketball 5-Game Statistics



### Game Records

Record	Overall	Home	Away	Neutral
ALL GAMES	4-1	3-0	0-0	1-1
CONFERENCE	0-0	0-0	0-0	0-0
NON-CONFERENCE	4-1	3-0	0-0	1-1

### Score by Periods

Team	1st	2nd	OT	TOT
North Carolina	195	217	13	425
Opponents	174	153	15	342

### Team Box Score

No.	Player				Total		3-Point		F-Throw		Rebounds															
		GP-GS	MIN	AVG	FG-FGA	FG%	3FG-3FGA	3FG%	FT-FTA	FT%	OFF	DEF	TOT	AVG	PF	DQ	A	TO	BLK	STL	PTS	AVG				
5	BACOT, Armando	5-5	136:27	27.3	32-59	.542	1-3	.333	21-25	.840	23	43	66	13.2	11	0	5	4	9	4	86	17.2				
4	DAVIS, RJ	5-5	157:21	31.5	29-72	.403	10-33	.303	11-13	.846	2	14	16	3.2	5	0	14	10	0	4	79	15.8				
55	INGRAM, Harrison	5-5	143:24	28.7	25-51	.490	12-23	.522	10-18	.556	10	22	32	6.4	11	1	10	6	3	4	72	14.4				
3	RYAN, Cormac	5-5	143:19	28.7	16-45	.356	8-28	.286	14-15	.933	1	14	15	3.0	7	0	12	6	4	6	54	10.8				
2	CADEAU, Elliot	5-0	102:34	20.5	14-31	.452	2-8	.250	8-15	.533	1	5	6	1.2	8	1	16	8	1	1	38	7.6				
13	WASHINGTON, Jalen	5-0	48:45	9.8	9-10	.900	2-2	1.000	7-11	.636	7	5	12	2.4	5	0	0	3	5	0	27	5.4				
24	WITHERS, Jae'Lyn	5-1	86:06	17.2	8-15	.533	1-3	.333	6-6	1.000	1	17	18	3.6	11	1	3	6	4	4	23	4.6				
7	TRIMBLE, Seth	5-1	71:36	14.3	6-13	.462	1-2	.500	7-10	.700	1	5	6	1.2	7	0	4	3	2	1	20	4.0				
8	WOJCIK, Paxson	5-3	84:24	16.9	4-11	.364	1-5	.200	8-8	1.000	3	4	7	1.4	7	0	5	3	0	2	17	3.4				
22	LANDRY, Rob	1-0	01:23	1.4	1-1	1.000	1-1	1.000	0-0	.000	1	1	2	2.0	0	0	0	0	0	0	3	3.0				
1	HIGH, Zayden	5-0	36:12	7.2	1-2	.500	0-0	.000	4-5	.800	3	5	8	1.6	8	0	1	3	1	3	6	1.2				
32	OKONKWO, James	5-0	09:26	1.9	0-2	.000	0-0	.000	0-0	.000	2	1	3	0.6	0	0	0	0	0	0	0	0.0				
34	FARRIS, Duwe	2-0	02:00	1.0	0-1	.000	0-0	.000	0-0	.000	0	0	0	0.0	0	0	0	0	0	0	0	0.0				
14	LEBO, Creighton	2-0	02:00	1.0	0-2	.000	0-0	.000	0-0	.000	0	0	0	0.0	0	0	0	0	0	0	0	0.0				
Team											7	7	14													
Total		5	1025		145-315	.460	39-108	.361	96-126	.762	62	143	205	41.0	80	3	70	52	29	29	425	85.0				
Opponents		5	1025		120-312	.385	38-123	.309	64-81	.790	51	123	174	34.8	107	2	52	66	9	32	342	68.4				

### Team Statistics

	UNC	OPP
<b>Scoring</b>	<b>425</b>	<b>342</b>
Points per game	85.0	68.4
Scoring margin	+16.6	-
<b>Field goals-att</b>	<b>145-315</b>	<b>120-312</b>
Field goal pct	.460	.385
<b>3 point fg-att</b>	<b>39-108</b>	<b>38-123</b>
3-point FG pct	.361	.309
3-pt FG made per game	7.8	7.6
<b>Free throws-att</b>	<b>96-126</b>	<b>64-81</b>
Free throw pct	.762	.790
F-Throws made per game	19.2	12.8
<b>Rebounds</b>	<b>205</b>	<b>174</b>
Rebounds per game	41.0	34.8
Rebounding margin	+6.2	-
<b>Assists</b>	<b>70</b>	<b>52</b>
Assists per game	14.0	10.4
<b>Turnovers</b>	<b>52</b>	<b>66</b>
Turnovers per game	10.4	13.2
Turnover margin	+2.8	-
Assist/turnover ratio	1.3	0.8
<b>Steals</b>	<b>29</b>	<b>32</b>
Steals per game	5.8	6.4
<b>Blocks</b>	<b>29</b>	<b>9</b>
Blocks per game	5.8	1.8
<b>Winning streak</b>	<b>0</b>	<b>-</b>
Home win streak	3	-
<b>Attendance</b>	<b>54165</b>	<b>0</b>
Home games-Avg/Game	3-18055	0-0
Neutral site-Avg/Game	-	2-1421

### Team Results

Date	Opponent		Score	Att.
11/06/2023	Radford	W	86-70	17331
11/12/2023	Lehigh	W	90-68	18608
11/17/2023	UC Riverside	W	77-52	18226
11/22/2023	vs UNI	W	91-69	1342
11/23/2023	vs Villanova	Lot	81-83	1500