



RAZORBACKS®

2023-24 Women's Basketball Game Notes

Kylie Magar | Assistant Director, Communications
E: kmagar@uark.edu | ArkansasRazorbacks.com

2023-24 SCHEDULE

Date	Opponent	Time	TV/RESULT
Nov. 7	ULM	7 PM	W, 81-76
Nov. 10	Murray State	10:30 AM	W, 82-79
Nov. 14	Little Rock	7 PM	W, 77-36
Nov. 17	at Arkansas State	7 PM	W, 82-67
Nov. 20	Central Arkansas	7 PM	W, 81-66
Nov. 24	Wisconsin\$	1 PM	W, 65-62
Nov. 25	Marquette\$	4 PM	L, 74-58
Nov. 30	at No. 15 Florida State~	6 PM	W, 71-58
Dec. 3	No. 2 UCLA	2 PM	L, 81-66
Dec. 7	Louisiana Tech	7 PM	SECN+
Dec. 10	UAPB	1 PM	SECN
Dec. 16	Samford!	12:30 PM	SECN+
Dec. 20	Illinois#	10 AM	FloHoops
Dec. 21	UIC#	10 AM	FloHoops
Dec. 31	Incarinate Word	1 PM	SECN+
Jan. 4	at Kentucky*	6 PM	SECN+
Jan. 7	Georgia*	1 PM	SECN
Jan. 11	Mississippi State*	8 PM	SECN
Jan. 14	at Alabama*	2 PM	SECN
Jan. 21	at LSU*	4 PM	ESPN
Jan. 25	Kentucky*	7 PM	SECN+
Jan. 28	at Missouri*	2 PM	SECN+
Feb. 1	Alabama*	8 PM	SECN
Feb. 4	Auburn*	5 PM	SECN
Feb. 8	at Florida*	5 PM	SECN+
Feb. 12	at Tennessee*	6 PM	SECN
Feb. 18	Missouri*	3 PM	SECN
Feb. 22	at Texas A&M*	7 PM	SECN+
Feb. 25	Vanderbilt*	2 PM	SECN+
Feb. 29	South Carolina*	8 PM	SECN
March 3	at Ole Miss*	3 PM	SECN

March 6-9 SEC Tournament (Greenville, S.C.)

*-SEC Contest

\$ - Elevance Health Women's Fort Myers Tip-Off (Fort Myers, Fla.)

~ - SEC/ACC Challenge (Tallahassee, Fla.)

! - Played in Simmons Bank Arena (North Little Rock, Ark.)

- West Palm Beach Classic (West Palm Beach, Fla.)

All Times CT

10 ARKANSAS VS. LOUISIANA TECH | BUD WALTON ARENA | THURSDAY, DEC. 7 AT 7 PM | SECN+

Arkansas
Razorbacks



Louisiana Tech
Lady Techsters

Record 7-2
Conference Record..... N/A
AP Poll RV (18)
USA Today Coaches Poll..... N/A
Head Coach Mike Neighbors
HC Record at UofA (Yrs)..... 127-79 (seventh season)
HC Career Record (Yrs)..... 225-120 (11th season)
Neighbors' Record vs. LA Tech 1-0

Record 2-6
Conference Record..... N/A (C-USA)
AP Poll N/A
USA Today Coaches Poll..... N/A
Head Coach Brooke Stoebr
HC Record at LA Tech (Yrs)..... 122-98 (eighth season)
HC Career Record (Yrs)..... 193-156 (12th season)
Stoebr's Record vs. UofA 0-1

Last Starting Five



#43 MAKAYLA DANIELS

Gr. | G | 5-8 | Frederick, Md.

PPG	RPG	APG	MPG
11.0	4.7	2.7	31.9



#2 SAMARA SPENCER

Jr. | G | 5-7 | Fort Lauderdale, Fla.

PPG	RPG	APG	MPG
10.7	3.4	3.3	30.6



#0 TALIAH SCOTT

Fr. | G | 5-9 | Orange Park, Fla.

PPG	RPG	APG	MPG
23.2	3.9	1.2	35.3



#4 SAYLOR POFFENBARGER

R-So. | G | 6-2 | Middletown, Md.

PPG	RPG	APG	MPG
10.8	12.0	1.7	30.3



#30 MARYAM DAUDA

R-So. | F | 6-2 | Bentonville, Ark.

PPG	RPG	APG	MPG
8.1	6.9	1.0	26.4

SNAPSHOT:

■ Coming off 10 points & three steals vs. #2 UCLA & 10 points & six rebounds at #15 FSU

■ No. 9 (1,562) on all-time scoring list at Arkansas, and the top scoring point guard in school history

■ Career active SEC leaders: 1st in assists (338), 2nd in steals (207), 3rd in points & 12th in rebounds (464)

■ SEC Preseason Second Team selection

SNAPSHOT:

■ Had two points, two boards & three steals vs. #2 UCLA

■ Surpassed 1,000 points at #15 Florida State, becoming 33rd member of 1K club at Arkansas

■ Her 10 free throws vs. ULM is tied for the second most by an SEC player this year

■ No. 16 in career assists with 280 (No. 4 in SEC)

SNAPSHOT:

■ Logged back-to-back 20-point games w/ 24 at #15 FSU and 23 vs. #2 UCLA

■ Three-time SEC Freshman of the Week

■ Leads SEC in scoring, FT makes & FT attempts, & second in total points & seventh in PPG in NCAA

■ McDonald's All-American and No. 11 recruit in class

SNAPSHOT:

■ Logged 12 points & seven rebounds vs. #2 UCLA

■ Broke school record for individual game rebounds with 23 at #15 FSU, with 22 being the previous record since 1988, along with 13 points

■ Her 23 rebounds is most by any NCAA player this season

■ Leads SEC in defensive rebounds (9.9) & second in rebounds, which is second & fourth in the NCAA

SNAPSHOT:

■ Coming off 14 points, two boards & two blocks vs. #2 UCLA

■ Has been big defensively for the Hogs

■ No. 8 in blocks (1.4), No. 13 in defensive rebounds (5.3) and No. 19 in rebounds in the SEC

■ Last year was her first off an ACL injury

FOLLOW, WATCH & LISTEN



@RAZORBACKWBB

TV: SECN+


On the Call: Brett Dolan and Blair Lansden

Razorback Sports Network from Learfield (Radio)

Phil Elson - <http://143.223.155.160/audio>

Yayetteville - KQSM-FM-92.1 /// KYNG-AM - 1590*

Fort Smith - KFPW-AM-1230 /// KHGG-AM-1580



2023-24 NOTES

NEIGHBORHOOD WATCH

■ Arkansas was in its most daunting stretch of the non-conference schedule, going 1-1 on the week after defeating No. 15 Florida State on the road in the SEC/ACC Challenge, 71-58, before losing to No. 2 UCLA, 81-66

■ The Hogs have started the season 7-2 through the halfway mark of the non-conference slate

■ Arkansas is home for its next two contests, starting with a Thursday matchup against Louisiana Tech. The Hogs and Lady Techsters faced off less than a year ago in the first round of the Postseason WNIT

■ Last year's win over the Lady Techsters marked the first victory for Arkansas against LA Tech, previously dropping the first three games in the series against the storied program

■ Arkansas had an eight-game home winning streak going into its contest against No. 2 UCLA

■ Freshman **Taliah Scott** is coming off three-straight 20-point performances to continue to be the only player in the SEC to average 20.0+ points per game. She leads the team with 23.2 PPG and is just second in the NCAA in total points with 209, just trailing **Caitlin Clark**

■ **Saylor Poffenbarger** broke the school record for individual game rebounds last week, pulling down 23 against Florida State. Those 23 boards is the most pulled down by a men's or women's player in NCAA DI and DII this season. **Poffenbarger** also leads the league in defensive rebounds (9.89), which is second in the NCAA, while her rebounding average of 12.0 is second in the league and fourth in the country

■ **Poffenbarger** has the most blocks on the team with 14

■ **Samara Spencer** leads the team with 30 assists. Her 280 career assists is No. 16 on the career list

■ **Makayla Daniels** has logged 15 steals this season, which is the most on the team. She is now the highest scoring point guard in school history with 1,562 points, which is the ninth most in school history, while holding a program's most starts (131) and tied for most games played (131). **Daniels** was selected on the All-SEC Preseason Second Team, as chosen by the league's coaches

■ Arkansas is one of two schools in the SEC to have finished in the top 50 in NET/RPI rankings in the past four years (South Carolina the other), and one of three in the SEC to qualify for the past five consecutive postseason tournaments (SC and Tennessee the others, including 2020 when the tournament was cancelled due to COVID-19)

■ Coach **Neighbors** returns three starters from the 2022-23 team, seven total returners, while bringing in the No. 17 ranked recruiting class, according to ESPN

■ **Scott** comes to Fayetteville as a five-star prospect, No. 11 in the country, logging 36.2 points, 9.2 rebounds, 4.8 assists and 3.0 steals per game during her senior year of high school. Fellow freshman **Jenna Lawrence** was a four-star recruit, No. 61 recruit in the country, out of Farmington High School down the road, who won the 2023 4A Girls State Championship. **Maryn Archer** was a January enrollee and three-star player out of Kansas, while JUCO transfer **Carly Keats** and Spanish National Team member **Cristina Sanchez Cerqueira** make up one of the most talented recruiting classes Arkansas has seen

SCOUTING LOUISIANA TECH ABOUT THE LADY TECHSTERS

■ LA Tech has a tough non-conference schedule, coming into Thursday's game with a 2-6 mark

■ The Lady Techsters were picked to finish fourth in the Preseason C-USA Poll, coming off a 19-13 season, which ended in a Postseason WNIT berth, losing to the Hogs, 69-47, in the first round

■ **Anna Larr Roberson** was selected on the C-USA Preseason Team, coming off last season having averaged 12.6 points and 6.6 rebounds per game

■ This season, **Larr Roberson** leads the Lady Techsters with 12.5 points per game and 5.6 rebounds per game

■ **Silvia Nativi** paces LA Tech with 29 assists, 27 steals and four blocks

ABOUT THE HEAD COACH

■ **Brooke Stoehr** enters her eighth season at the helm of her alma mater, approaching 200 career wins with 122 of those in Ruston

■ In her 12th season as a head coach, **Stoehr** has led her teams to two NCAA Tournament appearances, four WNIT showings and one WBI selection

■ She played for the Lady Techsters from 1998 to 2002, guiding the program to four NCAA Tournament appearances, two Elite Eights and one Final Four. She ended her career as the NCAA's all-time leader in free throw percentage

SERIES HISTORY OF LA TECH VS. ARKANSAS

■ The Hogs trail 3-1 in the all-time series

■ Arkansas is 1-1 in games played in Fayetteville with last year's Postseason WNIT contest becoming the first game between the two teams since 1983

■ In last year's 69-47 win for Arkansas in the opening round of the Postseason WNIT, **Samara Spencer** tallied a double-double of 14 points and 11 assists along with six rebounds. **Saylor Poffenbarger** pulled down 11 rebounds and **Maryam Dauda** finished with eight points

BENCHMARK PERFORMANCES

10+ POINTS	19-20	20-21	21-22	22-23	23-24	TOT
Taliah Scott	-	-	-	-	9	9
Makayla Daniels	12	19	19	27	6	83
Samara Spencer	-	-	20	27	5	52
Saylor Poffenbarger	-	-	-	13	6	19
Maryam Dauda	-	-	-	4	4	8
Carly Keats	-	-	-	-	1	1
Sasha Goforth	-	12	21	-	-	33
Emrie Ellis	-	-	1	0	-	1

20+ POINTS	19-20	20-21	21-22	22-23	23-24	TOT
Taliah Scott	-	-	-	-	6	6
Makayla Daniels	2	1	5	5	1	14
Samara Spencer	-	-	3	8	-	11
Sasha Goforth	-	2	1	-	-	3
Saylor Poffenbarger	-	-	-	2	-	2

30+ POINTS	19-20	20-21	21-22	22-23	23-24	TOT
Taliah Scott	-	-	-	-	1	1
Makayla Daniels	0	0	2	1	-	3
Samara Spencer	-	-	0	1	-	1

5+ 3-POINTERS	19-20	20-21	21-22	22-23	23-24	TOT
Makayla Daniels	1	0	1	0	1	3
Samara Spencer	-	-	1	2	-	3
Sasha Goforth	-	1	0	-	-	1

50+ FG% (8 FGA)	19-20	20-21	21-22	22-23	23-24	TOT
Makayla Daniels	4	3	9	4	2	22
Maryam Dauda	-	-	-	0	2	2
Taliah Scott	-	-	-	-	2	2
Samara Spencer	-	-	8	8	1	17
Saylor Poffenbarger	-	-	-	5	1	6
Sasha Goforth	-	5	7	-	-	12

10+ REBOUNDS	19-20	20-21	21-22	22-23	23-24	TOT
Saylor Poffenbarger	-	-	-	9	5	14
Maryam Dauda	-	-	-	0	1	1
Sasha Goforth	-	1	3	-	-	4
Makayla Daniels	0	0	1	0	-	1

20+ REBOUNDS	19-20	20-21	21-22	22-23	23-24	TOT
Saylor Poffenbarger	-	-	-	-	2	2

5+ ASSISTS	19-20	20-21	21-22	22-23	23-24	TOT
Samara Spencer	-	-	5	13	3	21
Makayla Daniels	3	2	6	4	1	16
Saylor Poffenbarger	-	-	-	6	-	6
Sasha Goforth	-	1	0	-	-	1

3+ BLOCKS	19-20	20-21	21-22	22-23	23-24	TOT
Sasha Goforth	-	1	11	-	3	15
Saylor Poffenbarger	-	-	-	3	2	5
Emrie Ellis	-	-	2	0	1	3
Maryam Dauda	-	-	-	1	1	2

3+ STEALS	19-20	20-21	21-22	22-23	23-24	TOT
Saylor Poffenbarger	-	-	-	0	2	2
Makayla Daniels	5	4	1	10	1	21
Samara Spencer	-	-	2	5	1	8
Sasha Goforth	-	1	2	-	1	4
Maryam Dauda	-	-	-	0	1	1

DOUBLE-DOUBLES	19-20	20-21	21-22	22-23	23-24	TOT
Saylor Poffenbarger	-	-	-	4	2	6
Sasha Goforth	-	1	3	-	-	4
Samara Spencer	-	-	0	2	-	2
Makayla Daniels	0	0	1	0	-	1

Stat Comparison

UA	LA Tech
73.7	Scoring.....64.5
66.7	Opp. Scoring.....67.0
.376	FG %.....410
.376	Def. FG%.....423
.302	3-pt. %.....304
9.2	3-pt./gm.....6.4
.723	FT%.....697
41.9	Reb./gm.....34.9
10.9	Assists/gm.....13.8
13.1	TO/gm.....17.1
+2.6	TO Margin.....-0.3
6.8	Steals/gm.....9.6
6.1	Blocks/gm.....2.5

2023-24 SOUTHEASTERN CONFERENCE STANDINGS

CONFERENCE STANDINGS												
	CONFERENCE				OVERALL							
	W-L	Pct.	H	A	W-L	Pct.	H	A	N	Streak	vs. T10	vs. T25
South Carolina	0-0	.000	0-0	0-0	7-0	1.000	4-0	2-0	1-0	W7	1-0	3-0
LSU	0-0	.000	0-0	0-0	8-1	.889	5-0	1-0	2-1	W8	1-0	1-1
Vanderbilt	0-0	.000	0-0	0-0	8-1	.889	5-0	1-1	2-0	W1	0-1	0-1
Texas A&M	0-0	.000	0-0	0-0	7-1	.875	4-0	2-1	1-0	W5	0-0	0-0
Mississippi State	0-0	.000	0-0	0-0	8-2	.800	4-1	1-1	3-0	L2	0-0	0-0
Alabama	0-0	.000	0-0	0-0	7-2	.778	4-0	1-1	2-1	L1	0-0	1-0
Arkansas	0-0	.000	0-0	0-0	7-2	.778	4-1	2-0	1-1	L1	0-1	1-1
Auburn	0-0	.000	0-0	0-0	6-2	.750	4-1	2-1	0-0	W3	0-0	0-0
Florida	0-0	.000	0-0	0-0	6-2	.750	3-1	1-1	2-0	L1	0-0	0-1
Georgia	0-0	.000	0-0	0-0	6-2	.750	3-1	1-1	2-0	W1	0-0	0-0
Ole Miss	0-0	.000	0-0	0-0	6-3	.667	3-2	0-1	3-0	L2	0-0	0-1
Missouri	0-0	.000	0-0	0-0	6-3	.667	4-1	0-2	1-1	W1	0-0	0-0
Tennessee	0-0	.000	0-0	0-0	4-4	.500	3-2	0-1	1-1	L2	0-0	1-3
Kentucky	0-0	.000	0-0	0-0	4-5	.444	4-1	0-1	0-3	W2	0-2	0-3

2023-24 SEC Preseason Media Poll

1. LSU
2. South Carolina
3. Tennessee
4. Ole Miss
5. Mississippi State
6. **Arkansas**
7. Georgia
8. Texas A&M
9. Alabama
10. Florida
11. Missouri
12. Auburn
13. Kentucky
14. Vanderbilt

2023-24 SEC Preseason Coaches' Poll

1. LSU
2. South Carolina
3. Tennessee
4. Ole Miss
5. Mississippi State
6. Texas A&M
7. **Arkansas**
8. Alabama
9. Georgia
10. Florida
11. Missouri
12. Auburn
13. Vanderbilt
14. Kentucky

LAST TIME OUT

- Arkansas dropped to No. 2 UCLA, 81-66, as the Bruins used big second and third quarters to take down the Hogs
- The Hogs outscored the Bruins, 22-9, in the fourth quarter
- **Taliah Scott** logged her sixth 20-piece, third straight, with 23 points to lead the game
- Going up against a dominant 6-7 center, **Maryam Dauda** finished with 14 points and two blocks
- **Saylor Poffenbarger** tallied 12 points and seven boards in just 28 minutes played
- **Makayla Daniels** registered 10 points and three steals, while becoming the highest scoring point guard in school history with 1,552 career points
- Arkansas forced 22 turnovers, while logging 11 steals and holding the team's total turnovers to 12

AN ARKANSAS WIN MEANS...

- Earning win No. 8 on the season to clinch a winning non-conference mark
- Defeating LA Tech for the second straight season
- Starting a new winning streak
- A quality non-conference win over one of the frontrunning teams in Conference USA

RETURN OF THE MAK

- Granted a fifth-year of eligibility due to COVID-19, **Makayla Daniels** is making the most of it and finishing what she started at Arkansas
- Scrappy player, creates for herself and teammates and an incredibly underrated defender who can hold a team's leading guard to well below their scoring average
- Logged 10 points, three boards, two assists and three steals vs. No. 2 UCLA
- Named to Fort Myers Tip-Off All-Tournament Team, having logged a game-high 22 points off five 3-pointers with eight rebounds vs. Wisconsin, as well as a season-high six assists vs. Marquette
- Broke the school record for career starts at the Fort Myers Tip-Off, now with 131, while tying the games played record with 131 vs. UCLA. **Daniels** has started in every game since her freshman year, being just one of 14 in the country to start in all games available for with 100+ starts
- Leads team in steals (15)
- Surpassed 1,500 career points in the game at Arkansas State and through nine games this season, became the No. 1 scoring point guard in school history, No. 9 overall, at Arkansas with 1,562 points
- Arkansas records: holds games started record (131), tied for games played (131), fifth in minutes (3754), seventh in 3-pointers made (194), 3-pointers attempted (560) and free throws made (380), eighth in free throws attempted (492) and steals (207), ninth in 3-point percentage (.346) and 10th in assists (338)
- SEC statistical rankings: fourth in minutes/game (31.90) and 15th in 3-pointers made/game (1.67)
- Owns most assists, second most steals, third most points and 12th most rebounds (467) among active players in the SEC
- Named All-SEC Preseason Second Team twice in a row, including at the beginning of this 2023-24 season
- Paced the team with 56 steals and was third in scoring with 13.2 points/game last season
- Logged 27 double-digit scoring games with 12 4+ assists contests in 2022-23
- Was No. 1 on Sportscenter for her buzzer beater against Vanderbilt

KEEPING IT 100

- **Makayla Daniels** is one of 14 players in collegiate women's basketball to start in all games they have appeared in with a minimum 100 contests
- No. 2 for most starts among active players
- 132 - Jordan King (Marquette)
- **131 - Makayla Daniels (Arkansas)**
- 130 - Courtney Whitson (Middle Tennessee)
- 129 - Elizabeth Kitley (Virginia Tech)
- 125 - Darian White (Nebraska)
- 118 - Anna DeWolfe (Notre Dame)

- 116 - Ivy Turner (EKU)
- 115 - Amber Brown (St. Johns)
- 115 - Kenna Squier (NJIT)
- 109 - Caitlin Clark (Iowa)
- 108 - Delaney Richason (Vermont)
- 108 - Emma Utterback (Vermont)
- 107 - Leilani McIntosh (Cal)
- 102 - Ioanna Kimili (Cal)

SUNSHINE STATE STUD

■ South Florida product **Samara Spencer** made an impact for the Hogs the moment she stepped foot on campus

■ One of the fastest on the court by easily beating her defenders to the rack, gets to the free throw line frequently and catches fire from beyond the arc

■ Was in foul trouble early vs. No. 2 UCLA, finishing with two points, two rebounds and three steals

■ Surpassed 1,000 career points to become the 33rd member of the 1K club at Arkansas at No. 15 Florida State with 15 points and six assists in 38 minutes

■ Her 10 free throws made in the season opening game vs. ULM is tied for the second most by a player in a game in the league thus far

■ Leads the team in assists (30)

■ SEC statistical rankings: sixth in free throw percentage (.794), eighth in minutes/game (30.65), 11th in free throw makes (27), as well as 13th in assists/game (3.33) and assist/turnover ratio (1.43)

■ No. 16 on the career all-time assists charts at Arkansas with 280

■ Among active SEC players, fourth in career assists and ninth in career scoring (1,006), being one of nine in the league to score 1K points in their SEC playing careers

■ Finished her sophomore campaign with 27 double-digit scoring games, eight 20-point performances, two double-doubles in points and assists and had 13 games with 5+ assists

■ Logged a career-high 32 points vs. Oral Roberts, shooting 10-of-17 from the field with a career-high six 3-pointers last season

■ Named the 2022 SEC Freshman of the Year

SHE'S POFFEN OFF!

■ **Saylor Poffenbarger** is a big guard who can be placed at all five positions on offense and defense if needed. One of the best defenders in the league and is a great rebounder

■ Coming off game vs. No. 2 UCLA where she tallied 12 points and seven boards

■ Broke the single-game rebounding record with 23 rebounds at No. 15 Florida State. She added 13 rebounds for her second double-double of the season along with two assists, two steals and three blocks in 38 minutes

■ The rebounding record was previously held by **Shelly Wallace** for 35 years. **Wallace** previously broke the record with 22 vs. SMU on Feb. 13, 1988

■ Her 23 rebounds is the most pulled down by any NCAA men's or women's basketball player in DI and DII this season

■ Previously had a career-high 21 boards vs. ULM in the season opener. She is now the only player in Arkansas WBB history to have pulled down 20+ rebounds in more than one game in a season

■ Defensive rebounding percentage as a team

4 - Social | @RazorbackWBB

WHAT'S HE SAYIN'?

Trying to figure out what Coach Neighbors is saying on the bench? Don't worry – he has a language all his own.

Coach Neighbors plays Positionless Basketball. Instead of having guards, forwards and centers, he has Rabbits, Rackers, Locks and Dragons.



Rabbits run the floor and look to score quickly with a layup.



Rackers bring the ball up the floor, and are trying to get to the rack.



Locks, generally good three-point shooters, are trying to win the race to the corners.



The Dragon is the last player down the court, dragging behind the others.

drops 17 percent when **Poffenbarger** is not in the game

■ Leads the team in rebounds (12.0) and blocks (14)

■ SEC statistical rankings: first in defensive rebounds/game (9.89), second in rebounding, seventh in blocks/game (1.56), 10th in minutes/game (30.34) and 15th in 3-pointers/game (1.67)

■ NCAA statistical rankings: second in defensive rebounds/game and rebounding (108), only trailing **Lauren Gustin** from BYU, fourth in rebounds/game and 41st in total blocks

■ Among active SEC players, sits No. 19 in career rebounds (363) in just 1.5 seasons

■ **Poffenbarger** broke the single-season defensive rebound record as a freshman with 225 and finished second in single-season rebounds with 255

■ Named to the All-SEC Freshman Team and having racked up five SEC Freshman of the Week honors, tying a school record in 2022-23

■ Spent the second half of the 2020-21 season at UConn as an early enrollee, coming in as the No. 30th player in the 2021 class

NEVER A DAUDA

■ **Maryam Dauda** has been huge for the Hogs, especially on the defensive end, at this start of the season

■ Coming off 14 points, two assists and two blocks vs. No. 2 UCLA, while going up against one of the top centers in the country

■ Instrumental in Arkansas' win at No. 15 Florida State with six points, six rebounds and two blocks

■ Brings length and a great inside game, while being able to knock down the 3-pointer with good accuracy (10-of-25 for .400 this season)

■ Leads team in 3-point percentage

■ SEC statistical rankings: eighth in blocks/game (1.44), 13th in defensive rebounds/game

OUR RECORD WHEN...

Overall	7-2
Home / Away / Neutral	4-1/2-0/1-1
SEC	0-0
Home / Away	0-0/0-0
White Uniforms	4-1
Cardinal Uniforms	2-1
Anthractive Uniforms	0-0
Turquoise Uniforms	1-0

LEADS/QUARTERS/HALFTIME/OT

Leading after the 1st quarter	4-0
Leading after the 2nd quarter/Half	5-0
Leading after the 3rd quarter	6-0
Leading at the half, home	3-0
Leading at the half, road/neutral	2-0
Tied at the half, home	0-0
Tied at the half, road/neutral	0-0
Games decided by 5 points or fewer	3-0
Games decided by 10 points or fewer	3-0
Leading with 5:00 left	7-0
Leading with 2:00 left	7-0
Overtime games	0-0

OFFENSE

Scoring less than 70 points	1-2
Scoring 70-79 points	2-0
Scoring 80-89 points	4-0
Scoring 90-99 points	0-0
Scoring 100+ points	0-0
2 Players Or Less in Double Figures	0-1
3 Players in Double Figures	3-0
4 Players in Double Figures	3-1
5 Players in Double Figures	1-0
5+ Players in Double Figures	0-0
When shooting 50 percent or higher	0-0
When shooting less than 50 percent	7-2

REBOUNDING/TURNOVERS

When outrebounding opponent	4-0
When outrebounded	3-2
When rebounds are even	0-0
When grabbing 10+ offensive reb	6-0
When forcing 15+ turnovers	5-1
When committing less than 15 turnovers	4-1
When committing 15+ turnovers	3-1

Top Scorers (Includes Ties)

Scott.....	ULM, MSU, LR, @A-State, UCA, MU, @FSU, UCLA
Daniels	UW
Poffenbarger	UCA

Top Rebounders (Includes Ties)

Poffenbarger .	ULM, MSU, LR, @A-State, MU, @FSU, UCLA
Dauda	UCA, UW

Months

November	7-1
December	0-1
January	0-0
February	0-0
March	0-0

(4.78) and 19th in rebounding (6.89)

- A part of the SEC Basketball Leadership Council

- Last season, appeared in 35 games off the bench, finishing second in offensive rebounds (45) and fourth in blocks (22) on the team

- A top player out of high school as the No. 13 player in the country and a McDonald's All-American

SHE'S SOOOOOO GOOD!!!!!!!

- **Taliah Scott** brings a lot of hype after an incredible high school/prep career, and that excitement for her was worth it

- Shifty guard with great shooting ability, can get to the free throw line & defend well

- Named back-to-back-to-back SEC Freshman of the Week, coming off this gauntlet of a week against the No. 2 and No. 15 teams in the country, logging 23.5 points, 3.0 rebounds and 1.5 assists per game

- Holds the most weekly honors this season with three

- Logged 23 points with three 3-pointers and going 8-of-9 from the free throw line with two rebounds vs. No. 2 UCLA

- **Scott's** 29 points against ULM marked a best for an Arkansas freshman in their debut. She was 9-of-20 from the field and 9-of-13 from the free throw line, as well as logged six rebounds in the start

- Leads team in scoring (23.2), field goal makes (69), field goal attempts (165), free throw percentage (.885), free throw makes (54), free throw attempts (61), 3-pointers made (17), 3-pointers attempted (67) and minutes/game (35.3)

- Only player in the SEC to average 20.0+ points/game

- SEC statistical rankings: first in scoring, free throw makes, free throw attempts, field goal makes, field goal attempts and 3-point attempts, second in minutes/game, third in free throw percentage and 11th in 3-pointers made/game (1.89)

- NCAA statistical rankings: second in points (209) to only trail **Caitlin Clark**, second in free throw makes, fourth in field goal attempts, sixth in free throw attempts, seventh in points per game and field goal makes, eighth in 3-point attempts, 47th in minutes/game and 48th in free throw percentage

- Five-star prospect and No. 11 ranked player, according to HoopGurlz Recruiting Rankings, along with being named a McDonald's All-American and Gatorade Florida Girls Basketball Player of the Year

- During her senior season, led the country most of the year in scoring with 36.2 points per game, along with 9.2 rebounds, 4.8 assists and 3.0 steals per game

IN GOOD COMPANY

- **Taliah Scott** has 209 points in her first nine games, which is 40 more than **Chelsea Dungee's** first nine games at Arkansas (169) and 52 more than **Kelsey Plum's** 157 to start out her freshman year for **Mike Neighbors** at Washington

LET'S GO 55

- **Emrie Ellis** is always ready to take the court when her name is called, benefitting from playing a lot as a freshman

- Has logged five blocks across the past two games, most recently two vs. No. 2 UCLA along with three points

- Her presence was huge at Arkansas State, where she knocked down back-to-back 3-pointers to finish with six points and one assist, while tallying a +20 efficiency in less than 13 minutes played

- Out for first week of the season, finishing up her recovery from a partially torn UCL

- Last year as a sophomore, she played in 28 games, tacking on more valuable minutes in the latter part of the season

- As a freshman, **Ellis** rejected five shots against UAPB, which was the most blocks in a single game by a Hog freshman since 2014

- No. 48 overall recruit in ASGR's 2021 recruiting rankings and named Ada News All-Area Co-Player of the Year in 2021

REPPIN' HER HOME STATE

- **Jenna Lawrence** was a four-star prospect and No. 61 overall player in the 2023 HoopGurlz Recruiting Rankings

- Logged nearly eight minutes off the bench vs. No. 2 UCLA, leading the team in +/- with +10, while capturing two steals

- Led Farmington High School right down the road to a 4A girls state championship, being named the MVP after averaging 18.7 points and 7.1 rebounds per game as a senior

SKEATS-SKEAT!!

- Juco product **Carly Keats** is a part of that talented group of guards and is one of the first off the bench

- Logged two points in a season-high 26.5 minutes off the bench vs. No. 2 UCLA

- Caught fire from beyond the arc against Little Rock, tallying 14 points off four 3-pointers and four rebounds

- Named an All-Region 23 Team at Jones College, making 55 3-pointers for a 34.8 percentage and averaging 9.7 points, 3.7 rebounds and 3.5 assists per game

BY THE NUMBERS

1,562

Makayla Daniels is No. 9 on the all-time scoring list and just surpassed C'eira Ricketts to now be the No.

1 highest scoring point guard. She also broke the school record in career starts against Marquette (11/25), now with 131

1,000

Samara Spencer surpassed 1,000 points in her home state, logging 15 points at Florida State to become the

33rd member of the 1K club at Arkansas, sixth in the Mike Neighbors' era

209

Taliah Scott has tallied 209 points in just nine games in her debut season. She leads the SEC in scoring and is No. 7 in the

country in PPG

23

After coming up one shy from tying the school record against ULM, Saylor Poffenbarger broke the individual game rebounding record vs. Florida State with 23 rebounds (4 offensive, 19 defensive). The previous record stood since 1988. Those 23 boards is the most pulled down by any NCAA men's or women's player this season

2

Only two schools have finished in the top 50 in the RPI/NET for the past four seasons: Arkansas and South Carolina

GAME-BY-GAME STARTERS

OPPONENT

ULM
Murray State
Little Rock
at Arkansas State
Central Arkansas
Wisconsin
Marquette
at #15 Florida State
#2 UCLA

1

Daniels
Daniels
Daniels
Daniels
Daniels
Daniels
Daniels
Daniels
Daniels

2

Spencer
Spencer
Spencer
Spencer
Spencer
Spencer
Spencer
Spencer
Spencer

3

Scott
Scott
Scott
Scott
Scott
Scott
Scott
Scott
Scott

4

Poffenbarger
Poffenbarger
Poffenbarger
Poffenbarger
Poffenbarger
Poffenbarger
Poffenbarger
Poffenbarger
Poffenbarger

5

Dauda
Dauda
Dauda
Dauda
Dauda
Dauda
Dauda
Dauda
Dauda

■ Big in Jones winning its seventh straight region crown to punch a ticket to the NJCAA DI Tournament and an Elite 8 appearance

SPANISH SPECIAL

■ Arkansas WBB's seventh ever international player in **Cristina Sanchez Cerqueira** is a member of the Spanish National Team

■ Played 3.5 minutes vs. No. 2 UCLA, logging a rebound

■ Came up with first collegiate field goal vs. Marquette

■ Representing her country in 3x3 tournaments, **Sanchez Cerqueira** did not practice with the team or play in Europe but met the team in their second half of the trip in Greece

■ With Segle XXI, played in 26 games, averaging 6.4 points, 5.4 rebounds and 1.3 steals per game last season

WHO IS READY FOR SOME BEA-BALL?

■ All-American soccer player **Bea Franklin** has joined the Hogs (as of late November) after an incredible five-year collegiate career on the pitch

■ Trading in the cleats for sneakers, **Franklin** was a three-sport athlete at Seattle Prep, playing soccer, basketball and tennis

■ She led Seattle Prep to a 20-9 record in 2016-17, averaging 9.9 points, 4.6 rebounds, 4.1 assists and 1.5 steals per game that year. This was all happening while **Mike Neighbors** was the head coach at Washington

■ She is coming off being named the 2023 SEC Midfielder of the Year and Scholar-Athlete of the Year, while a two-time All-SEC recipient

■ **Franklin** led the Hogs in goals (9), assists (9) and points in 2023

DEEP ROSTER

■ **Karley Johnson** played four minutes with two rebounds and one steal vs. Marquette at the Fort Myers Tip-Off

■ Made her first appearance of the season against Little Rock, playing all 10 minutes in the fourth quarter. Had three shot attempts, two offensive rebounds and one steal

■ A 5-11 product out of Fayetteville High School, **Loren Lindsey** joined the team as a walk-on, appearing in nine games as a freshman

■ **Lindsey** made her first appearance of the season vs. Little Rock, coming off injury, logging one assist in 3.5 minutes

■ **Maryn Archer** enrolled early in January with the Hogs, coming into Fayetteville as a three-star prospect

■ Prep Girls listed her as the No. 29th overall recruit in the country

YEAH, THAT'S A DEEP BACKCOURT

■ Arkansas has one, if not the most, stacked backcourts in the country led by guards **Makayla Daniels** and **Samara Spencer**, who are joined by newcomers

Taliah Scott and Carly Keats

■ Among **Daniels**, **Scott** and **Spencer**, the three average 45.7 points per game (60.9 percent of the team's 73.7 points per game)

■ In Arkansas' season opener vs. ULM, **Daniels**, **Spencer** and **Scott** combined for 62 of the team's 81 points (76 percent)

■ All four guards accounted for 60 of the team's 82 points (73 percent) vs. Murray State

■ Last season, **Daniels** and **Spencer** combined for 27.6 points, 7.8 rebounds, 7.1 assists and 2.7 steals per game

■ The dynamic duo of **Daniels** and **Spencer** has combined for a career 208 games played, 2,568 points and 618 assists with the six total years of collegiate ball added up between the two

BE DISCIPLINED

■ Arkansas averages 13.2 fouls per game, which is second lowest average in the SEC and 15th in the country

RAINING TREYS

■ The Hogs are second in the league in 3-pointers/game with 9.2 per game, which is 18th in the country

■ Arkansas leads the SEC in 3-point attempts/game (30.6), which is fifth in the NCAA

DON'T TURN IT OVER!

■ After the team's first two games of having troubles handling the ball, the ball handling drills the team has been during before each practice has come in handy

■ Arkansas is now fourth in least turnovers made/game with 13.1 per game, which is 34th in the country

FINDING A HOME AT THE CHARITY STRIPE

■ Arkansas' method for success this year (in order): 1. Get to the free throw line, 2. Make more layups and 3. Shoot the 3-pointer

■ The team is third in free throws made/game (15.11) and fourth in free throw percentage (72.3) in the SEC

■ Nationally, the team is 48th in free throw makes/game

■ The Hogs' 44 free throw attempts vs. ULM was the third most in a single game in school history and tied for the second most by an SEC team in games so far

■ The 44 attempts is also tied for the fifth most in the country by a team this season

■ Last season, Arkansas was one of the best in the country at getting to the free throw line, finishing sixth in the country in free throw attempts/game (23.5) and No. 15 in free throw makes/game (15.8)

■ The Hogs finished second to LSU in free throw attempts and third in makes in the SEC last season

SHOT BLOCKERS!

■ Arkansas has some talented shot blockers on the team this season

■ The Hogs are No. 2 in blocks/game (6.1) in the SEC, just trailing one of the

tallest teams in the country in South Carolina, which is 11th in the NCAA

REBOUND IT!

■ Arkansas is fifth in defensive rebounds/game (30.22) and defensive rebound percentage (.723) and in the SEC

■ Nationally, the Hogs are 31st in defensive rebounds per game

■ Arkansas' 57 rebounds vs. ULM is the second most in a game by an SEC team this year

CONSISTENCY IN THE NEIGHBORS' ERA

■ Head coach **Mike Neighbors** has led the program to consistency, now entering his seventh season at the helm

■ Guided his teams to five straight postseason berths (including 2020 season, where team would have been lock for NCAA Tournament)

■ With another postseason appearance after this season, **Neighbors** will have matched the program record of six consecutive postseason qualifications, tying with his mentor **Gary Blair**

■ Only one of two teams in the SEC to have finished in the top 50 in the NET/RPI over the past four seasons (other team being South Carolina)

NEW HOGS!

■ **Phoenix Stotijn** signed her National Letter of Intent on Wednesday, Nov. 8

■ The 5-9 combo guard out of the Netherlands currently plays for Triple Threat, logging 13.6 points, 3.6 rebounds and 1.5 steals per game in the team's first eight games

■ **Stotijn** is a member of the Netherlands National Team

■ **Jada Bates** announced signing with Arkansas on Tuesday, Nov. 21

■ **Bates** is 6-3 and chose Arkansas over 16 other D1 schools

■ She is one of the top small forwards in the state of Georgia, playing for McEachern High School

EUROPE TRIP

■ The Hogs went to Croatia and Greece this past summer, playing games and sightseeing Split and Dubrovnik in Croatia and Athens in Greece



HOMEGROWN HOGS

MARYAM DAUDA
R-SO. | F | BENTONVILLE, ARKANSAS

SASHA GOFORTH
R-JR. | G | FAYETTEVILLE, ARKANSAS

JENNA LAWRENCE
FR. | F | FARMINGTON, ARKANSAS

LOREN LINDSEY
SO. | G | FAYETTEVILLE, ARKANSAS

- Four players on the roster are Arkansas natives and that starts from the top down with Mike Neighbors, who was born and raised in Greenwood, Arkansas and a UofA alum
- Maryam Dauda was a star at Bentonville HS, having left the school as the program record holder in scoring (1,401), rebounding (867) and blocks (339). She was No. 11 player in the country in the 2021 class and a McDonald's All-American
- Sasha Goforth is a Fayetteville HS product, rated as the No. 21 overall player in the 2020 class and named a McDonald's All-American
- Jenna Lawrence made her name known in NWA at Farmington HS, leading FHS to the 2023 4A state title and being named the MVP. She was the No. 61 ranked player in the 2023 recruiting class
- Loren Lindsey is another Fayetteville HS product, who was named to the All-Conference 6A West All-Defensive Team. She joined Arkansas as a walk-on



OKLAHOMIES

EMRIE ELLIS
JR. | F | VANOSS, OKLAHOMA

KARLEY JOHNSON
SO. | G | OKLAHOMA CITY, OKLAHOMA

- Emrie Ellis is from a small town in Southeast Oklahoma and led Vanoss HS to the Class A State Final. She led the state in rebounds and blocks in 2018
- Karley Johnson is an Oklahoma City product and made her name known at Mustang HS, where she led the Broncos to a No. 12 state ranking as a junior and was second in state in taking charges



MARYLAND MAGIC

MAKAYLA DANIELS
GR. | G | FREDERICK, MARYLAND

SAYLOR POFFENBARGER
R-SO. | G | MIDDLETOWN, MARYLAND

- Makayla Daniels was the first ever Maryland signee at Arkansas
- Daniels was named Maryland Miss Basketball and left Frederick HS as the all-time leading scorer (boys and girls)
- Saylor Poffenbarger was also a Maryland Miss Basketball winner and a two-time conference player of the year at Middletown HS. She was also the No. 30th ranked player in the 2021 class



SUNSHINE STATE STARS

TALIAH SCOTT
FR. | G | ORANGE PARK, FLORIDA

SAMARA SPENCER
JR. | G | FORT LAUDERDALE, FLORIDA

- Taliah Scott is coming into Arkansas as a five-star, No. 11 ranked player in the country out of Orange Park, Florida. At St. Johns Country Day, she averaged 36.2 points per game as a senior and was named the Gatorade Florida Girls Basketball Player of the Year
- Samara Spencer led St. Thomas Aquinas to the state title during her senior season and was named the 2021 Broward County's 7A-6A Player of the Year



SPAIN SPECIAL

CRISTINA SANCHEZ CERQUEIRA
FR. | G | GRANADA, SPAIN

- Cristina Sanchez Cerqueira is Arkansas' seventh ever international player and represents her country by playing on the Spain National Team



NOT IN KANSAS ANYMORE

MARYN ARCHER
FR. | G | DERBY, KANSAS

- Took Derby HS to the 6A Semifinals as a sophomore and paced the team in steals and assists during her junior year



THE SIP

CARLY KEATS
SO. | G | CHOCTAW, MISSISSIPPI

- Led Neshoba Central to an unblemished 33-0 record and a 5A State Championship in Mississippi as a senior and was an All-Region 3-5A selection

2023-24 ROSTER @RAZORBACKWBB

NUMERICAL

NO.	NAME	POS	HT	CL	HOMETOWN/PREVIOUS SCHOOL	TWITTER
0	Taliah Scott	G	5-9	Fr.	Orange Park, Fla./St. Johns Country Day School	@thetaliahscott
2	Samara Spencer	G	5-7	Jr.	Fort Lauderdale, Fla./St. Thomas Aquinas	@samaraaspencer
4	Saylor Poffenbarger	G	6-2	R-So.	Middletown, Md./UConn	@saylorpoff
8	Bea Franklin	G	5-10	Gr.	Seattle, Wash./Seattle Prep	@beafranklin2000
10	Cristina Sanchez Cerqueira	F	6-1	Fr.	Granada, Spain/Segle XXI	@cristiinita7
13	Sasha Goforth	G	6-1	R-Jr.	Fayetteville, Ark./Oregon State	@goforthsasha
20	Karley Johnson	G	5-9	So.	Oklahoma City, Okla./Mustang	@karleyjohnsonOK
21	Loren Lindsey	G	5-11	So.	Fayetteville, Ark./Fayetteville	@lorenbailey7766
23	Carly Keats	G	5-8	So.	Choctaw, Miss./Jones College	@keatscarly
30	Maryam Dauda	F	6-4	R-So.	Bentonville, Ark./Bentonville	@maryamdauda30
34	Jenna Lawrence	F	6-3	Fr.	Farmington, Ark./Farmington	@jennalawrence34
43	Makayla Daniels	G	5-8	Gr.	Frederick, Md./Frederick	@makayladaniels5
44	Maryn Archer	G	5-7	Fr.	Derby, Kan./Derby	@marynarcher
55	Emrie Ellis	F	6-3	Jr.	Vanoss, Okla./Vanoss	@ellisemrie

COACHING STAFF

Title	Name	Year	Alma Mater
Head Coach	Mike Neighbors	7th Season	Arkansas, 1993
Associate Head Coach	Todd Schaefer	7th Season	Thomas More College, 1995
Assistant Coach	Pauline Love	7th Season	Southern Miss, 2010
Assistant Coach	Lacey Goldwire	5th Season	Oklahoma State, 2010
Director of Operations	Amber Shirey	36th Season	Arkansas, 1992
Dir. of Student-Athlete Devel.	Jayci Stone	2nd Season	Kansas State, 2008
Dir. of Video/Special Ast. to HC	Evan Johnston	1st Season	Arkansas, 2022

ELIGIBILITY

Seniors (2)

Makayla Daniels (5th)
Bea Franklin

Juniors (3)

Emrie Ellis
Sasha Goforth (RS)
Samara Spencer

Sophomores (5)

Maryam Dauda (RS)
Karley Johnson
Carly Keats
Loren Lindsey
Saylor Poffenbarger (RS)

Freshman (4)

Maryn Archer
Jenna Lawrence
Cristina Sanchez Cerqueira
Taliah Scott

BY STATE

ARKANSAS (4)

Maryam Dauda Bentonville
Sasha Goforth Fayetteville
Jenna Lawrence Farmington
Loren Lindsey Fayetteville

FLORIDA (2)

Taliah Scott Orange Park
Samara Spencer Fort Lauderdale

KANSAS (1)

Maryn Archer Derby

MARYLAND (2)

Makayla Daniels Frederick
Saylor Poffenbarger Middletown

OKLAHOMA (2)

Emrie Ellis Vanoss
Karley Johnson Mustang

WASHINGTON (1)

Bea Franklin Seattle

SPAIN (1)

Cristina Sanchez Cerqueira Granada

FA-NETIK PRONUNCIATIONS

- 2 Suh-MARE-uh
- 4 like burger but bar
- 30 Mair-ee-um DOW-duh
- 44 Mair-en
- 55 em-REE

ALPHABETICAL

NO.	NAME	POS	HT	CL	HOMETOWN/PREVIOUS SCHOOL
44	Maryn Archer	G	5-7	Fr.	Derby, Kan./Derby
43	Makayla Daniels	G	5-8	Gr.	Frederick, Md./Frederick
30	Maryam Dauda	F	6-4	R-So.	Bentonville, Ark./Bentonville
55	Emrie Ellis	F	6-3	Jr.	Vanoss, Okla./Vanoss
8	Bea Franklin	G	5-10	Gr.	Seattle, Wash./Seattle Prep
13	Sasha Goforth	G	6-1	R-Jr.	Fayetteville, Ark./Oregon State
20	Karley Johnson	G	5-9	So.	Oklahoma City, Okla./Mustang
23	Carly Keats	G	5-8	So.	Choctaw, Miss./Jones College
34	Jenna Lawrence	F	6-3	Fr.	Farmington, Ark./Farmington
21	Loren Lindsey	G	5-11	So.	Fayetteville, Ark./Fayetteville
4	Saylor Poffenbarger	G	6-2	R-So.	Middletown, Md./UConn
10	Cristina Sanchez Cerqueira	F	6-1	Fr.	Granada, Spain/Segle XXI
0	Taliah Scott	G	5-9	Fr.	Orange Park, Fla./St. Johns Country Day School
2	Samara Spencer	G	5-7	Jr.	Fort Lauderdale, Fla./St. Thomas Aquinas



OFFENSE

Scored 110+-----	110, vs. Providence (11-16-98)
Scored 100+ points at home -----	102, vs. Florida (1-5-23)
Scored 100+ points on the road -----	108, at Ole Miss (2-16-20) 108, Baylor (3-6-91)
Scored 90-99 points -----	92, vs. Oral Roberts (12-4-22)
Scored 90+ points at home -----	92, vs. Oral Roberts (12-4-22)
Scored 90+ points on the road -----	93, at Little Rock (11-20-22)
Scored 80-89 points -----	81, vs. Central Arkansas (11-20-23)
Scored 80-89 points at home -----	81, vs. Central Arkansas (11-20-23)
Scored 80-89 points on the road -----	82, at Arkansas State (11-17-23)
Was held to 50-59 -----	58, vs. Marquette (11-25-23)
Was held to 49-40 -----	48 at Georgia (2-19-23)
Was held to 39-20 -----	34, at LSU, 2-7-19
Was held to 20 or less -----	N/A
Made 40+ field goals -----	40, vs. Central Arkansas (12-13-20)
Made 17+ three-point field goals -----	19, vs. Alabama (2-28-21)
Made 10+ three-point field goals -----	10, vs. Marquette (11-25-23)
Did not make 3-pointer (since 1986) -----	0-10, at LSU, (2-7-19)
Made 30 free throws -----	30 (30-39), vs. No. 4 Baylor (12-6-20)
Made 25 free throws -----	25 (25-35), vs. Vanderbilt (1-16-23)
Shot 50-59 or better -----	50.0, vs. No. 12 LSU (1-27-22)
Shot 60 percent or better -----	.625 (30-48), vs. Little Rock (11-20-22)
Held to less than 30 percent -----	.269 (14-52), at Auburn (2-5-23)
Held to less than 20 percent -----	.182 (10-55), vs. No. 6 Tennessee (1-8-12; L, 38-69)
Had 20 or more assists in a game -----	20, vs. LA Tech (3-16-23)

DEFENSE

Allowed 100 points -----	104, at No. 4 South Carolina (1-18-21)
Allowed 80-99 points -----	81, vs. No. 2 UCLA (12-3-23)
Held opponent to 40-49 points -----	47, vs. LA Tech (3-16-23)
Held opponent to 39-30 -----	36, vs. Little Rock (11-14-23)
Held an SEC opponent under 50 points in 3 cons. games -----	47, vs. Auburn (1-29-15; W, 52-47), ----- Alabama (2-1-15; W, 53-42), No. 24/21 Georgia (2-9-15; W, 54-48)
Held opponent to 29 points or less -----	23, vs. Binghamton, 11-30-13
Held an opponent under 15 points in a half -----	14, vs. Little Rock (11-14-23)
Held an opponent to 2 points in a quarter -----	2, vs. UCA (12-13-20)
Held opponent under 15 field goals -----	14, vs. Little Rock (11-14-23)
Held opponent to less than 30 percent shooting -----	28.6 (20-70), at No. 15 Florida State (11-30-23)
Held opponent to less than 20 percent shooting -----	19.7 (13-66), vs. Northwestern State (12-15-19)
Held opponent under 15 percent from 3-point -----	6.7 (1-15), vs. Missouri (2-12-23)
Opponent did not make a 3-pointer -----	0, vs. Tulsa (12-11-19)
Had 70+ rebounds -----	74, vs. Mississippi Valley State (11-24-89)
Had 60-69 rebounds -----	64, vs. Prairie View A&M (12-16-18)
Had 50-59 rebounds -----	57, vs. ULM (11-7-23)
Had 10 or more blocked shots in a game -----	11, vs. No. 1 South Carolina (3-4-22)
Had 20 or more steals in a game -----	20, vs. ORU (11-13-13)
Had 15 or more steals in a game -----	18, vs. UT Martin (12-29-19)
Forced 25+ turnovers in a game -----	28, vs. Northern Arizona (11-24-22)

OTHER

Won an overtime game -----	61-52, vs. Missouri (3-3-22)
Lost an overtime game -----	76-73, vs. Ole Miss (1-29-23)
Won a double overtime game -----	73-72, vs. Florida (1-29-12)
Lost a double overtime game -----	N/A
Won a triple overtime game -----	91-80, Win in 3OT, 2-10-13, at Alabama
Won at the buzzer -----	84-81, vs. Vanderbilt (Makayla Daniels, 1-16-23)
Played consecutive OT games -----	1-24-16 at Auburn (lost); 1-28-16 vs. Florida (lost)
Won regular season tournament -----	Paradise Jam (St. Thomas, U.S. Virgin Islands, Nov. 24-26, 2022)
Defeated ranked team -----	71-58, at No. 15 Florida State (11-30-23)
Defeated a ranked team on the road -----	71-58, at No. 15 Florida State (11-30-23)
All-time SEC win streak -----	8 games (1-15-12: Auburn through 2-15-12: at Auburn)
All-time SEC home win streak -----	5 games (1-15-12: Auburn -- 2-9-12: South Carolina)
-----	5 games (1-14-21: Florida -- 2-28-21: Alabama)

A RAZORBACK PLAYER ...

Scored 20-24 points -----	23, Taliah Scott vs. No. 2 UCLA (12-3-23)
Scored 25-29 points -----	25, Taliah Scott, vs. Murray State (11-10-23)
Scored 30+ points -----	34, Taliah Scott, at Arkansas State (11-17-23)
Scored 40+ points -----	41, Chelsea Dungee vs. Auburn (2-10-19)
Scored 20+ points 10 times in a season -----	Chelsea Dungee (20x 2018-19) ----- Chelsea Dungee (11x 2019-20) ----- Chelsea Dungee (17x 2020-21)
Double figures in 15 consecutive games (season) -----	Jessica Jackson, 11/11/16, LSU 1-8-17 ----- Chelsea Dungee, 26 games, (2018-19 & 2019-20) ----- Chelsea Dungee, 31 games, (2019-20 & 2020-21) ----- Amber Ramirez, 16 games (2021-22)
Five players scored double figures in 1 game -----	vs. Central Arkansas (11-20-23) ----- Poffenbarger (17), Scott (17), Spencer (16), Dauda (14), Daniels (11)
Five starters in double figures -----	vs. Central Arkansas (11-20-23) ----- Poffenbarger (17), Scott (17), Spencer (16), Dauda (14), Daniels (11)
Seven players scored in double figures in 1 game -----	vs. Northwestern State (11-9-18) ----- (Tolefree 19, Gaulden 16, Monk 12, Dombia 11, Dungee 11, Thomas 11, Williams 10)
Made 10+ field goals in a game -----	12, Taliah Scott, at Arkansas State (11-17-23)
Attempted 20+ field goals in a game -----	21, Taliah Scott, at No. 15 Florida State (11-30-23)
Made 10 free throws in a game -----	10, Samara Spencer, vs. ULM (11-7-23)
Made 7 or more 3-pt FG in a game -----	8, Amber Ramirez, Alabama (2-28-21)
Attempted 10 or more 3-pt FG in a game -----	12, Taliah Scott, vs. Wisconsin (11-24-23) ----- 11, Samara Spencer, vs. Wisconsin (11-24-23) ----- 10, Makayla Daniels, vs. Wisconsin (11-24-23)
Had 10-14 rebounds -----	11, Maryam Dauda, vs. Wisconsin (11-24-23) ----- 10, Saylor Poffenbarger, vs. Wisconsin (11-24-23)
Had 15-19 rebounds -----	21, Taylah Thomas, vs. New Orleans, 11-8-19
Had 20+ rebounds -----	23, Saylor Poffenbarger, at No. 15 Florida State (11-30-23) (school record)
Had 10 offensive reb - Records go back to 05-06 -----	11, Melissa Wolff ----- vs. New Orleans (1-30-15)
Had 10+ defensive reb - Records go back to 05-06 ---	10, Saylor Poffenbarger, at Arkansas State (11-17-23)
Had 10+ assists -----	11, Samara Spencer, vs. LA Tech (3-16-23)
Had 10+ assists in consecutive games -----	Jailyn Mason (11 vs. HBU, 12-28-16 and 10 at Ole ----- Miss, 1-1-17), Calli Berna (11 vs. No. 10/8 Kentucky, 2/7/13 and 11 at Alabama, 2/10/13)
Had 5+ blocks in a game -----	5, Sasha Goforth, vs. Missouri (3-3-22)
Had 9+ blocks in a game -----	9, Robyn Irwin vs. SMSU, 12-19-88 (school record)
Had 5 or more steals in a game -----	5, Makayla Daniels, vs. Tennessee (2-16-23)
Had a double-double ---	13 points and 23 rebounds, Saylor Poffenbarger, at No. 15 Florida State (11-30-23)
Had a double-double in two consecutive games -----	Saylor Poffenbarger, vs. Oral Roberts, vs. Lamar (2022) ----- 14 & 13 vs. ORU/17 & 12 vs. Lamar
Had two players record a double-double -----	Kiara Williams (12 pts/16 reb) & ----- Malica Monk (10 pts/10 reb), vs. Grambling State (12-28-17)
Had seven double-doubles in a season -----	Devin Cosper, 2017-18 ----- (SHSU, ORU, NMSU, Char., Tulsa, OM, AL)
Had 10+ double-doubles in a season -----	2006-07, Lauren Ervin (14)
Had a triple-double -----	14 pts, 13 reb, 12 asts, C'eira Ricketts vs. Auburn (1-18-09)

MORE ABOUT MIKE

Hometown: Greenwood, Ark. (Greenwood HS)
Family: Daughter Abby; Sons Alec, Bowen and Barrett; granddaughter Emzey
Alma Mater: Arkansas, 1993

NEIGHBORS BY THE NUMBERS

218	Wins (218-118, 10 seasons)
16	Signed McDonalds' All-Americans
11	Years as a head coach
9	Postseason appearances
5	Players drafted in the WNBA (HC)
1	Final Four appearance

LEARN MORE



Sign up for Mike Neighbors' newsletter and listen to his podcasts at CoachNeighbors.com

NABES FAVES

TOP 10 MOVIES

1. A Few Good Men
2. The Hunt For Red October
3. The Silence Of The Lambs
4. Hoosiers
5. Moneyball
6. Pretty Woman
7. Top Gun
8. JFK
9. The Lion King
10. Purple Rain

See the entire list here: <http://imdb.to/2royaEO>

TOP 10 SONGS

1. Sweet Child O' Mine (Guns N' Roses)
2. You Shook Me All Night Long (AC/DC)
3. Man In The Mirror (Michael Jackson)
4. Amarillo By Morning (George Strait)
5. Jessie's Girl (Rick Springfield)
6. Hysteria (Def Leppard)
7. Fishin' In The Dark (Nitty Gritty Dirt Band)
8. The Ballad of Curtis Loew (Lynyrd Skynyrd)
9. Wanted Dead Or Alive (Bon Jovi)
10. Let's Go Crazy (Prince)

TOP 10 TV SHOWS

1. West Wing (first three seasons)
2. Ted Lasso
3. The Wire
4. Breaking Bad
5. Seinfeld
6. The Newsroom
7. Prison Break
8. Arrested Development
9. Game of Thrones
10. The Goldbergs



MIKE NEIGHBORS

Seventh Season | Career Record: 225-120 (11) | Arkansas Record: 127-79 (7)

Arkansas women's basketball has been transformed into a nationally recognized program in just six short years thanks to head coach Mike Neighbors. During his time back home at his alma mater, Neighbors has guided his Hogs to the best six-year period of sustained success in program history with 120 wins and five postseason qualifications in that time. The proof of his success, and the success of his system, lies in the numbers - Neighbors has accumulated 218 wins during his 10 seasons as a head coach, the most of any Power 5 head coaches in 10 or fewer seasons, as well as one of only two NCAA Division I Head Coaches.

Entering his seventh season on the bench for Arkansas, the program is coming off its fifth consecutive winning season, four straight postseason appearance (would be five had the 2020 NCAA Tournament had not been cancelled due to the COVID-19 pandemic, as Arkansas was a lock to make the Big Dance) and third 20+ win season in the Neighbors' era.

In 2022-23, the Hogs started out the season 13-0, which was tied for the second-best start in program history. Going into Mid-December, the Hogs were ranked as high as No. 17 in the AP Poll. The Hogs won another SEC Tournament game in comeback fashion versus Missouri to make it to the quarterfinals and hold the best winning percentage in the SEC Tournament among all coaches in Arkansas history with an 8-6 record. Continuing into postseason, Arkansas became the automatic bid out of the SEC to the Postseason WNIT, making it to the Great 8, while being able to host three of its four games at Bud Walton Arena. Neighbors led the Hogs to two All-SEC selections, including Second Team choice Erynn Barnum, who was also on the Midseason Top 10 List for the Katrina McClain Award, as well as All-Freshman selection Saylor Poffenbarger, who broke a school record for five SEC Freshman of the Week accolades. The Hogs finished the season with 24 wins, which tied for the most in the Neighbors' era and matches the fourth most in a single season in program history. Additionally, four players averaged double digits in scoring, the most in the Southeastern Conference.

Prior to Arkansas, Neighbors guided Washington to four seasons of unprecedented success, highlighted by the 2016 NCAA Final Four and two NCAA Sweet 16 appearances. Neighbors was an assistant for the Huskies prior to this promotion and also has had stops at Xavier, Tulsa, Colorado and Arkansas as an assistant.

A native of Greenwood, Arkansas, Neighbors received his associate degree at the University of Arkansas - Fort Smith and his bachelor's degree from the University of Arkansas in 1993. Neighbors is married to Jayci Stone. He has four children, a daughter, Abby and three sons, Alec, Bowen and Barrett, as well as a granddaughter, Emzey.

TIMELINE

→ Bentonville HS Head Coach	1994-98
→ Cabot HS Head Coach	1998-99
→ Arkansas Director of Ops	1999-01
→ Tulsa Univ. Assistant Coach	2001-05
→ Univ. of Colorado Assistant Coach	2005-06
→ Univ. of Arkansas Assistant Coach	2006-07
→ Xavier Assistant Coach	2007-11
→ Univ. of Washington Assistant Coach	2011-13
→ Univ. of Washington Head Coach	2013-17
→ Univ. of Arkansas Head Coach	2017-present

COACHING DEVELOPMENT

Coach	w/Nabes	Now
Fred Castro	'14-16	HC Eastern Michigan
Adia Barnes	'14-15	HC Arizona
Adam Call	'14	AC George Washington
Morgan Valley	'16	AC UConn
Todd Schaefer	'16-Pres.	AHC Arkansas
Chelsea Dungee	'18-21	AC Troy
Evan Johnston	'18-22	Special Ast. to HC Arkansas

COACHING HISTORY

University of Washington

Year	Overall	Pac-12	Finish
2013-14	20-14 (.588)	10-8 (.556)	6
2014-15	23-10 (.697)	11-7 (.611)	5
2015-16	26-11 (.703)	11-7 (.611)	5
2016-17	29-6 (.829)	15-3 (.833)	T2
UW	98-41 (.705)	47-25 (.662)	

University of Arkansas

Year	Overall	SEC	Finish
2017-18	13-18 (.419)	3-13 (.188)	T11
2018-19	22-15 (.611)	6-10 (.375)	10
2019-20	24-8 (.750)	10-6 (.625)	T3
2020-21	19-9 (.679)	9-6 (.600)	T5
2021-22	18-14 (.563)	7-9 (.438)	T8
2022-23	24-13 (.649)	7-9 (.438)	8
2023-24	7-2 (.778)	-	-
Ark	127-79 (.617)	42-53 (.442)	7 yrs
Totals	225-120 (.652)	90-78 (.536)	11 yrs

PLAYER DEVELOPMENT

YEAR	UNIVERSITY	PLAYER	ROUND	OVERALL	TEAM NOTE
2021	Arkansas	Chelsea Dungee	1	5	Dallas Wings 1 @
2021	Arkansas	Destiny Slocum	2	14	Las Vegas Aces 1 @
2021	Arizona	Aari McDonald	1	3	Atlanta Dream @
2017	Washington	Kelsey Plum	1	1	San Antonio Stars 1 @
					Las Vegas Aces
	Washington	Chantel Osahor	2	21	Chicago Sky 1 @
2016	Washington	Talia Walton	3	29	Los Angeles Sparks 1 @
2011	Xavier	Amber Harris	1	4	Minnesota Lynx 1 #
	Xavier	Ta'Shia Phillips	1	8	Atlanta Dream 1 #
	TAMU/UAFA	Tanisha Smith	2	22	Seattle Storm #
	Colorado	Brittany Spears	2	19	Phoenix Mercury *
2009	Arkansas	Shameka Christon	1	5	New York Liberty S
2008	Arkansas	Lauren Ervin	3	37	Connecticut Sun 1 #
2006	Tulsa	Megan Moody	-	-	Houston Comets
					Free Agent #
2003	Tulsa	Allison Curtin	1	12	Houston Comets 1 #
					Traded to Detroit Shock
	Arkansas	Dana Cherry	2	23	Charlotte Sting S

*- Signed but did not coach

!- At the school when player was drafted

@- Worked with player as a head coach

#- Worked with player as an assistant coach

S- Worked with player as other (GA, etc)

NABES VS. ARKANSAS HISTORY


Category	NABES	All Others In Program History
Winning Record In SEC Play	2 Seasons	2 Seasons
SEC Tourney Finals	1	0
Top 5 Wins	2	2
Weeks Ranked in AP Top 25	39	63
Top 15 WBNA Draft Picks	2	1
McDonald's AAs Signed	8	1
WBNA AAs	1	1

MORE NABES FACTS

- **Movies:** His expansive movie collection includes digital, disk and VHS copies. Did you know he used to work at BlockBuster? On a related note, he also collects books that have been turned into movies.
- **Baseballs autographed by movie stars:** Ask him about this collection – talk about some good stories.
- **Lunch Boxes:** Coach collects tin lunch boxes that he carried to school and has them displayed in his home. His first lunch box had KISS on it.
- **Hamilton:** Nabes is a huge Hamilton fan, and routinely quotes the Broadway musical to players, fans and media alike.
- **Athens City Champion:** Coach stumbled upon a dart tournament while on a trip to Athens, Georgia. He joined in and was one of the two-man winning team.
- **Ask him about shoes, music, movies, guitars, bas-ketball nostalgia – just about anything!**



NEIGHBORS VERSUS ...											
Abilene Christian	2	0	Georgia	1	7	Northern Arizona	1	0	Tennessee	2	5
Alabama	5	2	Grambling State	2	0	Northwestern State	2	0	Tennessee Martin	1	0
Arizona State	2	6	Grand Canyon	1	0	Notre Dame	0	1	Tennessee State	1	0
Arizona	6	0	Hartford	1	0	Oklahoma	1	2	Tennessee Tech	1	0
Arkansas State	3	0	Hawai'i	1	0	Ole Miss	5	3	Texas A&M	4	8
Auburn	7	1	Houston	2	0	Oral Roberts	5	0	Texas Tech	2	0
Baylor	1	0	Idaho	1	0	Oregon State	1	6	Troy	1	0
Belmont	2	0	Iowa State	0	1	Oregon	5	4	Tulsa	4	0
Boise State	1	0	Jackson State	2	0	Pennsylvania	1	0	UAB	1	0
BYU	1	0	Kansas	0	2	Pittsburgh	1	1	UAPB	3	0
California	5	4	Kansas State	2	0	Portland	3	1	UC Irvine	1	0
Central Arkansas	4	0	Kent State	1	0	Prairie View A&M	1	0	UC Riverside	2	0
Central Florida	0	1	Kentucky	3	5	Saint Mary's	0	1	UCLA	4	3
Charlotte	1	0	Lamar	1	0	Sam Houston	2	0	USC	6	0
Clemson	1	0	Little Rock	5	0	Samford	1	0	USF	0	1
Colorado State	1	0	Louisiana-Monroe	3	0	San Diego State	2	0	Utah	7	4
Colorado	9	0	Louisiana Tech	1	0	San Diego	1	0	UT-Arlington	2	0
Connecticut	1	1	LSU	3	4	Santa Clara	1	0	UTEP	0	2
Creighton	1	1	Marquette	0	1	Savannah State	1	0	Vanderbilt	4	3
CSUN	1	0	McNeese State	1	0	Seattle	4	0	Wake Forest	1	0
DePaul	0	1	Maryland	1	1	SFA	1	0	Washington State	5	3
Eastern Washington	1	0	Miami	0	1	SMU	2	0	Weber State	1	0
Florida State	2	0	Mississippi State	3	6	South Carolina	1	10	Wisconsin	4	0
Florida	4	3	Missouri	11	4	South Dakota	2	0	Wright State	0	1
FGCU	1	0	Montana State	2	0	Stanford	3	5	Yale	1	0
Fordham	1	0	Murray State	1	0	Stony Brook	1	0	TOTALS	225	120
Fresno State	2	0	Nebraska	1	1	Syracuse	0	2			
Furman	1	0	New Mexico State	1	0	Tarleton State	1	0			
			New Orleans	1	0	TCU	0	1			





2023-24 Arkansas Women's Basketball Combined Team Statistics All games

Page 1/1
as of Dec 03, 2023

Game Records

Record	Overall	Home	Away	Neutral
ALL GAMES	7-2	4-1	2-0	1-1
CONFERENCE	0-0	0-0	0-0	0-0
NON-CONFERENCE	7-2	4-1	2-0	1-1

Score by Periods

Team	1st	2nd	3rd	4th	OT	TOT
Arkansas	137	171	185	170	0	663
Opponents	137	160	140	163	0	600

Team Box Score

No.	Player				Total		3-Point		F-Throw		Rebounds											
		GP-GS	MIN	AVG	FG-FGA	FG%	3FG-3FGA	3FG%	FT-FTA	FT%	OFF	DEF	TOT	AVG	PF	DQ	A	TO	BLK	STL	PTS	AVG
0	SCOTT, Taliah	9-9	317:24	35.3	69-165	.418	17-67	.254	54-61	.885	4	31	35	3.9	14	0	11	32	0	3	209	23.2
43	DANIELS, Makayla	9-9	287:07	31.9	35-79	.443	15-41	.366	14-25	.560	15	27	42	4.7	26	0	24	15	1	15	99	11.0
4	POFFENBARGER, Saylor	9-9	273:01	30.3	36-99	.364	15-47	.319	10-18	.556	19	89	108	12.0	12	0	15	11	14	13	97	10.8
2	SPENCER, Samara	9-9	275:50	30.6	29-83	.349	11-36	.306	27-34	.794	2	29	31	3.4	10	0	30	21	3	11	96	10.7
30	DAUDA, Maryam	9-9	237:37	26.4	26-59	.441	10-25	.400	11-17	.647	19	43	62	6.9	26	0	9	12	13	6	73	8.1
23	KEATS, Carly	9-0	139:50	15.5	14-50	.280	12-38	.316	8-9	.889	1	10	11	1.2	5	0	2	8	1	2	48	5.3
13	GOFORTH, Sasha	7-0	112:36	16.1	7-30	.233	0-10	.000	7-16	.438	8	11	19	2.7	6	0	2	6	13	6	21	3.0
55	ELLIS, Emrie	7-0	72:41	10.4	4-8	.500	3-4	.750	2-2	1.000	2	8	10	1.4	12	0	1	1	6	0	13	1.9
34	LAWRENCE, Jenna	5-0	34:12	6.8	1-7	.143	0-5	.000	1-2	.500	3	2	5	1.0	2	0	1	2	3	3	3	0.6
10	SÁNCHEZ CERQUEIRA, Cristina	6-0	31:58	5.3	1-8	.125	0-1	.000	1-2	.500	4	4	8	1.3	6	0	2	3	1	0	3	0.5
20	JOHNSON, Karley	2-0	14:09	7.1	0-3	.000	0-1	.000	1-2	.500	2	2	4	2.0	0	0	0	0	0	2	1	0.5
21	LINDSEY, Loren	1-0	03:36	3.6	0-0	.000	0-0	.000	0-0	.000	0	0	0	0.0	0	0	1	0	0	0	0	0.0
Team											26	16	42					7				
Total		9	1800		222-591	.376	83-275	.302	136-188	.723	105	272	377	41.9	119	0	98	118	55	61	663	73.7
Opponents		9	1800		222-591	.376	63-212	.297	93-119	.782	104	284	388	43.1	175	4	115	141	29	65	600	66.7

Team Statistics

	ARK	OPP
Scoring	663	600
Points per game	73.7	66.7
Scoring margin	+7.0	-
Field goals-att	222-591	222-591
Field goal pct	.376	.376
3 point fg-att	83-275	63-212
3-point FG pct	.302	.297
3-pt FG made per game	9.2	7.0
Free throws-att	136-188	93-119
Free throw pct	.723	.782
F-Throws made per game	15.1	10.3
Rebounds	377	388
Rebounds per game	41.9	43.1
Rebounding margin	-1.2	-
Assists	98	115
Assists per game	10.9	12.8
Turnovers	118	141
Turnovers per game	13.1	15.7
Turnover margin	+2.6	-
Assist/turnover ratio	0.8	0.8
Steals	61	65
Steals per game	6.8	7.2
Blocks	55	29
Blocks per game	6.1	3.2
Winning streak	0	-
Home win streak	0	-
Attendance	24719	5424
Home games-Avg/Game	5-4944	2-2712
Neutral site-Avg/Game	-	2-441

Team Results

Date	Opponent		Score	Att.
11/07/2023	ULM	W	81-76	2630
11/10/2023	Murray St.	W	82-79	11026
11/14/2023	Little Rock	W	77-36	2608
11/17/2023	at Arkansas St.	W	82-67	3208
11/20/2023	Central Ark.	W	81-67	4194
11/24/2023	vs Wisconsin	W	65-62	654
11/25/2023	vs Marquette	L	58-74	227
11/30/2023	at Florida St.	W	71-58	2216
12/03/2023	UCLA	L	66-81	4261



2023-24 Arkansas Women's Basketball
Team High/Low Analysis
All games

Page 1/4
as of Dec 04, 2023

Arkansas - Game Highs

POINTS	82		at Arkansas St. (11/17/2023)
	82		Murray St. (11/10/2023)
	81		Central Ark. (11/20/2023)
	81		ULM (11/07/2023)
	77		Little Rock (11/14/2023)
FIELD GOALS MADE	30		at Arkansas St. (11/17/2023)
	30		Murray St. (11/10/2023)
FIELD GOAL ATTEMPTS	79		at Florida St. (11/30/2023)
	70		vs Wisconsin (N) (11/24/2023)
FIELD GOAL PERCENTAGE	.476	(30-63)	at Arkansas St. (11/17/2023)
	.441	(30-68)	Murray St. (11/10/2023)
	.441	(26-59)	Central Ark. (11/20/2023)
3 PT FG MADE	13		at Florida St. (11/30/2023)
	12		vs Wisconsin (N) (11/24/2023)
3 PT FG ATTEMPTS	41		at Florida St. (11/30/2023)
	41		vs Wisconsin (N) (11/24/2023)
3 PT FG PERCENTAGE	.375	(9-24)	UCLA (12/03/2023)
	.375	(9-24)	Central Ark. (11/20/2023)
FREE THROWS MADE	28		ULM (11/07/2023)
	20		Central Ark. (11/20/2023)
FREE THROW ATTEMPTS	44		ULM (11/07/2023)
	27		Central Ark. (11/20/2023)
FREE THROW PERCENTAGE	1.000	(12-12)	at Arkansas St. (11/17/2023)
	.800	(12-15)	vs Marquette (N) (11/25/2023)
REBOUNDS	57		ULM (11/07/2023)
	51		at Florida St. (11/30/2023)
ASSISTS	16		at Arkansas St. (11/17/2023)
	13		Murray St. (11/10/2023)
STEALS	11		UCLA (12/03/2023)
	10		vs Wisconsin (N) (11/24/2023)
BLOCKED SHOTS	9		at Florida St. (11/30/2023)
	8		Little Rock (11/14/2023)
	8		Murray St. (11/10/2023)
TURNOVERS	18		Murray St. (11/10/2023)
	16		ULM (11/07/2023)
FOULS	16		vs Marquette (N) (11/25/2023)
	15		UCLA (12/03/2023)
	15		at Arkansas St. (11/17/2023)



2023-24 Arkansas Women's Basketball Team High/Low Analysis All games

Page 3/4
as of Dec 04, 2023

Arkansas - Game Lows

POINTS	58	vs Marquette (N) (11/25/2023)
	65	vs Wisconsin (N) (11/24/2023)
	66	UCLA (12/03/2023)
	71	at Florida St. (11/30/2023)
	77	Little Rock (11/14/2023)
FIELD GOALS MADE	18	vs Marquette (N) (11/25/2023)
	21	UCLA (12/03/2023)
	21	vs Wisconsin (N) (11/24/2023)
FIELD GOAL ATTEMPTS	54	vs Marquette (N) (11/25/2023)
	59	Central Ark. (11/20/2023)
FIELD GOAL PERCENTAGE	.300 (21-70)	vs Wisconsin (N) (11/24/2023)
	.316 (25-79)	at Florida St. (11/30/2023)
3 PT FG MADE	5	ULM (11/07/2023)
	7	Murray St. (11/10/2023)
3 PT FG ATTEMPTS	24	UCLA (12/03/2023)
	24	Central Ark. (11/20/2023)
3 PT FG PERCENTAGE	.167 (5-30)	ULM (11/07/2023)
	.278 (10-36)	at Arkansas St. (11/17/2023)
FREE THROWS MADE	8	at Florida St. (11/30/2023)
	11	vs Wisconsin (N) (11/24/2023)
FREE THROW ATTEMPTS	11	at Florida St. (11/30/2023)
	12	at Arkansas St. (11/17/2023)
FREE THROW PERCENTAGE	.550 (11-20)	vs Wisconsin (N) (11/24/2023)
	.636 (28-44)	ULM (11/07/2023)
REBOUNDS	26	UCLA (12/03/2023)
	32	vs Marquette (N) (11/25/2023)
	32	Central Ark. (11/20/2023)
ASSISTS	5	ULM (11/07/2023)
	7	UCLA (12/03/2023)
STEALS	3	vs Marquette (N) (11/25/2023)
	4	at Florida St. (11/30/2023)
	4	at Arkansas St. (11/17/2023)
	4	Murray St. (11/10/2023)
BLOCKED SHOTS	3	Central Ark. (11/20/2023)
	3	at Arkansas St. (11/17/2023)
TURNOVERS	8	Little Rock (11/14/2023)
	9	at Florida St. (11/30/2023)
FOULS	7	Little Rock (11/14/2023)
	13	at Florida St. (11/30/2023)
	13	Central Ark. (11/20/2023)
	13	ULM (11/07/2023)



2023-24 Arkansas Women's Basketball
Category Leaders
All games

Page 1/3
as of Dec 04, 2023

Points

##	Player	G	Pts	Pts/G
0	Scott, Taliah	9	209	23.2
43	Daniels, Makayla	9	99	11.0
4	Poffenbarger, Saylor	9	97	10.8
2	Spencer, Samara	9	96	10.7
30	Dauda, Maryam	9	73	8.1
23	Keats, Carly	9	48	5.3
13	Goforth, Sasha	7	21	3.0
55	Ellis, Emrie	7	13	1.9
34	Lawrence, Jenna	5	3	0.6
10	Sánchez Cerqueira, Cristina	6	3	0.5
20	Johnson, Karley	2	1	0.5

Scoring Average

##	Player	G	Pts	Pts/G
0	Scott, Taliah	9	209	23.2
43	Daniels, Makayla	9	99	11.0
4	Poffenbarger, Saylor	9	97	10.8
2	Spencer, Samara	9	96	10.7
30	Dauda, Maryam	9	73	8.1
23	Keats, Carly	9	48	5.3
13	Goforth, Sasha	7	21	3.0
55	Ellis, Emrie	7	13	1.9
34	Lawrence, Jenna	5	3	0.6
10	Sánchez Cerqueira, Cristina	6	3	0.5
20	Johnson, Karley	2	1	0.5

Field Goal Percentage

##	Player	FG	Att	Pct
55	Ellis, Emrie	4	8	.500
43	Daniels, Makayla	35	79	.443
30	Dauda, Maryam	26	59	.441
0	Scott, Taliah	69	165	.418
4	Poffenbarger, Saylor	36	99	.364
2	Spencer, Samara	29	83	.349
23	Keats, Carly	14	50	.280
13	Goforth, Sasha	7	30	.233
34	Lawrence, Jenna	1	7	.143
10	Sánchez Cerqueira, Cristina	1	8	.125

Field Goal Attempts

##	Player	G	Att	Att/G
0	Scott, Taliah	9	165	18.3
4	Poffenbarger, Saylor	9	99	11.0
2	Spencer, Samara	9	83	9.2
43	Daniels, Makayla	9	79	8.8
30	Dauda, Maryam	9	59	6.6

Field Goals Made

##	Player	G	Made	Made/G
0	Scott, Taliah	9	69	7.7
4	Poffenbarger, Saylor	9	36	4.0
43	Daniels, Makayla	9	35	3.9
2	Spencer, Samara	9	29	3.2
30	Dauda, Maryam	9	26	2.9

3-Point FG Percentage

##	Player	3FG	Att	Pct
55	Ellis, Emrie	3	4	.750
30	Dauda, Maryam	10	25	.400
43	Daniels, Makayla	15	41	.366
4	Poffenbarger, Saylor	15	47	.319
23	Keats, Carly	12	38	.316
2	Spencer, Samara	11	36	.306
0	Scott, Taliah	17	67	.254

3-Point FG Attempts

##	Player	G	Att	Att/G
0	Scott, Taliah	9	67	7.4
4	Poffenbarger, Saylor	9	47	5.2
43	Daniels, Makayla	9	41	4.6
23	Keats, Carly	9	38	4.2
2	Spencer, Samara	9	36	4.0

3-Point FG Made

##	Player	G	Made	Made/G
0	Scott, Taliah	9	17	1.9
43	Daniels, Makayla	9	15	1.7
4	Poffenbarger, Saylor	9	15	1.7
23	Keats, Carly	9	12	1.3
2	Spencer, Samara	9	11	1.2



2023-24 Arkansas Women's Basketball Category Leaders All games

Page 2/3
as of Dec 04, 2023

Free Throw Percentage

##	Player	Made	Att	Pct
55	Ellis, Emrie	2	2	1.000
23	Keats, Carly	8	9	.889
0	Scott, Taliah	54	61	.885
2	Spencer, Samara	27	34	.794
30	Dauda, Maryam	11	17	.647
43	Daniels, Makayla	14	25	.560
4	Poffenbarger, Saylor	10	18	.556
34	Lawrence, Jenna	1	2	.500
10	Sánchez Cerqueira, Cristina	1	2	.500
20	Johnson, Karley	1	2	.500
13	Goforth, Sasha	7	16	.438

Free Throw Attempts

##	Player	G	Att	Att/G
0	Scott, Taliah	9	61	6.8
2	Spencer, Samara	9	34	3.8
43	Daniels, Makayla	9	25	2.8
4	Poffenbarger, Saylor	9	18	2.0
30	Dauda, Maryam	9	17	1.9

Free Throws Made

##	Player	G	Made	Made/G
0	Scott, Taliah	9	54	6.0
2	Spencer, Samara	9	27	3.0
43	Daniels, Makayla	9	14	1.6
30	Dauda, Maryam	9	11	1.2
4	Poffenbarger, Saylor	9	10	1.1

Rebounds

##	Player	G	Reb	Reb/G
4	Poffenbarger, Saylor	9	108	12.0
30	Dauda, Maryam	9	62	6.9
43	Daniels, Makayla	9	42	4.7
0	Scott, Taliah	9	35	3.9
2	Spencer, Samara	9	31	3.4

Assists

##	Player	G	Ast	Ast/G
2	Spencer, Samara	9	30	3.3
43	Daniels, Makayla	9	24	2.7
4	Poffenbarger, Saylor	9	15	1.7
0	Scott, Taliah	9	11	1.2
30	Dauda, Maryam	9	9	1.0

Rebounds Average

##	Player	G	Reb	Reb/G
4	Poffenbarger, Saylor	9	108	12.0
30	Dauda, Maryam	9	62	6.9
43	Daniels, Makayla	9	42	4.7
0	Scott, Taliah	9	35	3.9
2	Spencer, Samara	9	31	3.4

Steals

##	Player	G	Stl	Stl/G
43	Daniels, Makayla	9	15	1.7
4	Poffenbarger, Saylor	9	13	1.4
2	Spencer, Samara	9	11	1.2
30	Dauda, Maryam	9	6	0.7
13	Goforth, Sasha	7	6	0.9

Offensive Rebounds

##	Player	G	OReb	OReb/G
4	Poffenbarger, Saylor	9	19	2.1
30	Dauda, Maryam	9	19	2.1
43	Daniels, Makayla	9	15	1.7
13	Goforth, Sasha	7	8	1.1
0	Scott, Taliah	9	4	0.4

Blocked Shots

##	Player	G	Blk	Blk/G
4	Poffenbarger, Saylor	9	14	1.6
30	Dauda, Maryam	9	13	1.4
13	Goforth, Sasha	7	13	1.9
55	Ellis, Emrie	7	6	0.9
2	Spencer, Samara	9	3	0.3

Defensive Rebounds

##	Player	G	DReb	DReb/G
4	Poffenbarger, Saylor	9	89	9.9
30	Dauda, Maryam	9	43	4.8
0	Scott, Taliah	9	31	3.4
2	Spencer, Samara	9	29	3.2
43	Daniels, Makayla	9	27	3.0

Minutes

##	Player	G	Min	Min/G
0	Scott, Taliah	9	317	35:16
43	Daniels, Makayla	9	287	31:54
2	Spencer, Samara	9	276	30:39
4	Poffenbarger, Saylor	9	273	30:20
30	Dauda, Maryam	9	238	26:24

Fouls

##	Player	G	PF	PF/G
43	Daniels, Makayla	9	26	2.9
30	Dauda, Maryam	9	26	2.9
0	Scott, Taliah	9	14	1.6
4	Poffenbarger, Saylor	9	12	1.3
55	Ellis, Emrie	7	12	1.7

Turnovers

##	Player	G	TO	TO/G
0	Scott, Taliah	9	32	3.6
2	Spencer, Samara	9	21	2.3
43	Daniels, Makayla	9	15	1.7
30	Dauda, Maryam	9	12	1.3
4	Poffenbarger, Saylor	9	11	1.2

Foul Outs

##	Player	G	FO
----	--------	---	----



2023-24 Arkansas Women's Basketball
Points-rebounds-assists
All games

Opponent	Date	Score		0	2	4	10	13	20	21	23	30	34	43
				SCOTT,TALI	SPENCER,SA	POFFENBARG	SÁNCHEZ CE	GOFORTH,SA	JOHNSON,KA	LINDSEY,LO	KEATS,CARL	DAUDA,MARY	LAWRENCE,J	DANIELS,MA
ULM	11/07/2023	81-76	W	29-6-1	16-8-2	7-21-1	0-2-0	4-7-0	DNP	DNP	4-0-0	4-7-0	DNP	17-2-1
Murray St.	11/10/2023	82-79	W	25-3-1	11-5-7	10-12-3	0-2-1	9-2-0	DNP	DNP	9-0-0	3-8-0	0-1-0	15-6-1
Little Rock	11/14/2023	77-36	W	18-3-0	6-2-5	12-8-1	1-2-0	2-4-0	1-2-0	0-0-1	14-4-0	15-7-0	3-3-1	3-5-3
at Arkansas St.	11/17/2023	82-67	W	34-5-2	9-3-3	9-14-4	DNP	2-2-1	DNP	DNP	3-1-1	11-9-2	DNP	8-4-2
Central Ark.	11/20/2023	81-67	W	17-4-3	16-2-1	17-6-0	0-0-1	4-2-1	DNP	DNP	0-2-0	14-8-1	0-1-0	11-3-4
vs Wisconsin	11/24/2023	65-62	W	18-5-1	13-6-2	4-10-2	DNP	0-0-0	DNP	DNP	4-2-0	4-11-3	DNP	22-8-3
vs Marquette	11/25/2023	58-74	L	21-3-0	8-2-3	13-7-2	2-1-0	0-2-0	0-2-0	DNP	9-0-0	2-4-1	0-0-0	3-5-6
at Florida St.	11/30/2023	71-58	W	24-4-2	15-1-6	13-23-2	DNP	DNP	DNP	DNP	3-1-0	6-6-0	DNP	10-6-2
UCLA	12/03/2023	66-81	L	23-2-1	2-2-1	12-7-0	0-1-0	DNP	DNP	DNP	2-1-1	14-2-2	0-0-0	10-3-2

Opponent	Date	Score		55
				ELLIS,EMRI
ULM	11/07/2023	81-76	W	DNP
Murray St.	11/10/2023	82-79	W	DNP
Little Rock	11/14/2023	77-36	W	2-4-0
at Arkansas St.	11/17/2023	82-67	W	6-0-1
Central Ark.	11/20/2023	81-67	W	2-2-0
vs Wisconsin	11/24/2023	65-62	W	0-1-0
vs Marquette	11/25/2023	58-74	L	0-0-0
at Florida St.	11/30/2023	71-58	W	0-2-0
UCLA	12/03/2023	66-81	L	3-1-0

2023-24 SPECIALTY STATS
(ARKANSAS/OPPONENT)

Opponent	Result	Pts Off	Pts in	2nd	Fast		Lead		Best Ark		Opp Best	Ark	Opp
		TO	Paint	Chance	Break	Bench	Ties	Chng	Ark Largest Lead	Run	Opp Largest Lead	Run	Led
vs. ULM	W, 81-76	15 / 19	38 / 40	6 / 2	15 / 24	8 / 14	8	6	14 5:42 4th	9-0	5 6:05 1st	8-0	29:37 6:27
vs. Murray State	W, 82-79	12 / 30	44 / 28	4 / 9	20 / 14	18 / 43	4	3	24 7:22 3rd	11-0	5 2:02 1st	9-0	30:52 4:57
vs. Little Rock	W, 77-36	18 / 6	36 / 16	14 / 5	12 / 3	23 / 6	1	1	43 5:31 4th	15-0	2 9:30 1st	4-0	37:15 1:49
at Arkansas State	W, 82-67	13 / 11	28 / 26	16 / 14	10 / 2	11 / 8	4	11	21 0:02 3rd	10-0	6 3:49 1st	9-0	28:12 6:59
vs. Central Arkansas	W, 81-67	20 / 12	24 / 24	14 / 9	9 / 9	6 / 25	1	0	20 2:59 2nd	9-0	0 10:00 1st	12-0	38:57 0:00
vs. Wisconsin	W, 65-62	15 / 4	12 / 24	19 / 9	14 / 8	4 / 13	6	5	11 4:46 2nd	11-0	10 9:40 3rd	14-0	13:26 19:55
vs. Maquette	L, 74-58	12 / 18	14 / 36	6 / 9	16 / 15	11 / 10	0	0	0 10:00 1st	8-0	28 6:28 4th	10-0	0:00 39:15
at #15 Florida State	W, 71-58	14 / 7	20 / 24	7 / 5	9 / 7	3 / 11	3	7	23 8:36 4th	14-0	8 3:40 2nd	8-0	21:34 16:32
vs. #2 UCLA	L, 81-66	13 / 20	22 / 40	10 / 20	7 / 19	5 / 28	0	1	6 8:39 1st	15-0	30 0:35 3rd	15-0	3:31 35:59



2023-24 Arkansas Women's Basketball Player Highs Analysis All games

Page 1/3
as of Dec 04, 2023

Arkansas - Individual Game Highs

POINTS	34		Taliah Scott at Arkansas St. (11/17/2023)
	29		Taliah Scott vs ULM (11/07/2023)
	25		Taliah Scott vs Murray St. (11/10/2023)
	24		Taliah Scott at Florida St. (11/30/2023)
	23		Taliah Scott vs UCLA (12/03/2023)
FIELD GOALS MADE	12		Taliah Scott at Arkansas St. (11/17/2023)
	9		Taliah Scott vs Murray St. (11/10/2023)
	9		Taliah Scott vs ULM (11/07/2023)
FIELD GOAL ATTEMPTS	21		Taliah Scott vs UCLA (12/03/2023)
	21		Taliah Scott at Florida St. (11/30/2023)
	21		Taliah Scott at Arkansas St. (11/17/2023)
FIELD GOAL PERCENTAGE (min 5 made)	.667	(6-9)	Maryam Dauda vs Little Rock (11/14/2023)
	.636	(7-11)	Makayla Daniels vs ULM (11/07/2023)
3 PT FG MADE	5		Makayla Daniels vs Wisconsin (N) (11/24/2023)
	4		Taliah Scott at Florida St. (11/30/2023)
	4		Saylor Poffenbarger at Florida St. (11/30/2023)
	4		Taliah Scott vs Wisconsin (N) (11/24/2023)
	4		Carly Keats vs Little Rock (11/14/2023)
3 PT FG ATTEMPTS	13		Taliah Scott at Florida St. (11/30/2023)
	12		Saylor Poffenbarger at Florida St. (11/30/2023)
	12		Taliah Scott vs Wisconsin (N) (11/24/2023)
3 PT FG PERCENTAGE (min 2 made)	1.000	(2-2)	Emrie Ellis at Arkansas St. (11/17/2023)
	.750	(3-4)	Saylor Poffenbarger vs Central Ark. (11/20/2023)
FREE THROWS MADE	10		Samara Spencer vs ULM (11/07/2023)
	9		Taliah Scott at Arkansas St. (11/17/2023)
	9		Taliah Scott vs ULM (11/07/2023)
FREE THROW ATTEMPTS	13		Taliah Scott vs ULM (11/07/2023)
	12		Samara Spencer vs ULM (11/07/2023)
FREE THROW PERCENTAGE (min 3 made)	1.000	(9-9)	Taliah Scott at Arkansas St. (11/17/2023)
	1.000	(7-7)	Taliah Scott vs Murray St. (11/10/2023)
	1.000	(4-4)	Taliah Scott at Florida St. (11/30/2023)
	1.000	(4-4)	Samara Spencer vs Central Ark. (11/20/2023)
	1.000	(4-4)	Saylor Poffenbarger vs Little Rock (11/14/2023)
	1.000	(3-3)	Taliah Scott vs Central Ark. (11/20/2023)
	1.000	(3-3)	Samara Spencer at Arkansas St. (11/17/2023)
REBOUNDS	23		Saylor Poffenbarger at Florida St. (11/30/2023)
	21		Saylor Poffenbarger vs ULM (11/07/2023)
ASSISTS	7		Samara Spencer vs Murray St. (11/10/2023)
	6		Samara Spencer at Florida St. (11/30/2023)
	6		Makayla Daniels vs Marquette (N) (11/25/2023)
STEALS	3		Samara Spencer vs UCLA (12/03/2023)
	3		Makayla Daniels vs UCLA (12/03/2023)
	3		Saylor Poffenbarger vs Wisconsin (N) (11/24/2023)
	3		Maryam Dauda vs Central Ark. (11/20/2023)
	3		Saylor Poffenbarger vs Murray St. (11/10/2023)
	3		Sasha Goforth vs ULM (11/07/2023)
BLOCKED SHOTS	4		Sasha Goforth vs Little Rock (11/14/2023)
	3		Saylor Poffenbarger at Florida St. (11/30/2023)
	3		Emrie Ellis at Florida St. (11/30/2023)
	3		Maryam Dauda vs Wisconsin (N) (11/24/2023)
	3		Saylor Poffenbarger vs Murray St. (11/10/2023)
	3		Sasha Goforth vs Murray St. (11/10/2023)
	3		Sasha Goforth vs ULM (11/07/2023)
TURNOVERS	9		Taliah Scott at Arkansas St. (11/17/2023)
	5		Taliah Scott vs Murray St. (11/10/2023)
	5		Samara Spencer vs ULM (11/07/2023)
	5		Maryam Dauda vs ULM (11/07/2023)
	5		Maryam Dauda vs ULM (11/07/2023)
FOULS	4		Maryam Dauda at Florida St. (11/30/2023)
	4		Makayla Daniels vs Marquette (N) (11/25/2023)
	4		Maryam Dauda vs Wisconsin (N) (11/24/2023)
	4		Emrie Ellis at Arkansas St. (11/17/2023)
	4		Makayla Daniels vs Murray St. (11/10/2023)
	4		Makayla Daniels vs ULM (11/07/2023)



0 Taliah Scott | Fr. | 5-9 | G | Orange Park, Fla. (St. Johns Country Day School)

SCOTT BENCHMARK STATS				
SEASON HIGHS	Points	34	at A-State	11-17-23
	FG Made	12	at A-State	11-17-23
	FG Att.	21	vs. #2 UCLA	12-3-23*
	3FG Made	4	at #15 FSU	11-30-23*
	3FG Att.	13	at #15 FSU	11-30-23
	FT Made	9	at A-State	11-17-23*
	FT Att.	13	vs. ULM	11-7-23
	Off. Reb.	2	at A-State	11-17-23
	Def. Reb.	5	vs. ULM	11-7-23
	Rebounds	6	vs. ULM	11-7-23
	Assists	3	vs. UCA	11-20-23
	Blocks	N/A		
	Steals	1	vs. #2 UCLA	12-3-23*
	Minutes	40	at A-State	11-17-23

CAREER HIGHS	Points	34	at A-State	11-17-23
	FG Made	12	at A-State	11-17-23
	FG Att.	21	vs. #2 UCLA	12-3-23*
	3FG Made	4	at #15 FSU	11-30-23*
	3FG Att.	13	at #15 FSU	11-30-23
	FT Made	9	at A-State	11-17-23*
	FT Att.	13	vs. ULM	11-7-23
	Off. Reb.	2	at A-State	11-17-23
	Def. Reb.	5	vs. ULM	11-7-23
	Rebounds	6	vs. ULM	11-7-23
	Assists	3	vs. UCA	11-20-23
	Blocks	N/A		
	Steals	1	vs. #2 UCLA	12-3-23*
	Minutes	40	at A-State	11-17-23

N/A

SEC HIGHS				

NOTABLES	Stat	23-24	Career
	Double Figure Pts	9	9
	Double Figure Rebs	-	-
	Double-Doubles	-	-
	5+ Assists	-	-
	3+ Blocks	-	-
	3+ Steals	-	-
	Led Team in Pts	8	8
	Led Team in Reb	-	-
	20+ Points	6	6
	30+ Points	1	1

* Most Recent

- GAME NOTES
- Coming off 23 points off three triples and 8-of-9 from free throw line vs. No. 2 UCLA
 - Named SEC Freshman of the Week for third straight week, averaging 23.5 PPG against two ranked opponents this week
 - Paces the SEC in scoring (23.2), FTM (54), FTA (61) and FGA (165), as well as third in FT per. (.885)
 - In the NCAA, second in points (209), only trailing Caitlin Clark, second in FTM, fourth in FGA, sixth in FTA, seventh in PPG and FGM and eighth in 3PA
 - Her 209 points through is higher than Kelsey Plum (157) & Chelsea Dungee (169) in their first nine games
 - No. 11 ranked player in the 2023 HoopGurlz Recruiting Rankings – ESPNW 100 and five-star prospect
 - McDonald's All-American, Gatorade Florida Girls Basketball Player of the Year & Florida Dairy Farmers Miss Basketball
 - Finished high school with 2,735 points, which is third most points by a NE Florida girls basketball player
 - Led the country in scoring for the majority of the year during her senior year with an incredible 36.2 points, 9.2 rebounds, 4.8 assists and 3.0 steals per game at St. Johns Country Day
- FASTBREAK WITH TALIAH SCOTT
- Daughter of Derrick and Marika Scott
 - Her dad played basketball at UNF
 - Majoring in psychology
 - Was nine when she started playing basketball and seeing her brother play inspired her to do so, while she was doing gymnastics at the time
 - Shot her first 3-pointer ever at an Orlando Magic game family shooting contest
 - Dedicating this season to her best friend, Mike, who passed away a couple years ago

#0 SCOTT, Taliah															
Opponent	Date	GS	MIN	Total		3-Pointers		Free throws		Rebounds				Pf	A
				FG-FGA	PCT	3FG-3FGA	PCT	FT-FTA	PCT	OFF	DEF	TOT	AVG		
ULM	11/07/2023	*	32:13	9-20	.450	2-8	.250	9-13	.692	1	5	6	6.0	2	1
Murray St.	11/10/2023	*	34:30	9-20	.450	0-4	.000	7-7	1.000	0	3	3	4.5	0	1
Little Rock	11/14/2023	*	28:50	6-11	.545	1-4	.250	5-6	.833	1	2	3	4.0	1	0
at Arkansas St.	11/17/2023	*	40:00	12-21	.571	1-9	.111	9-9	1.000	2	3	5	4.3	2	9
Central Ark.	11/20/2023	*	35:55	7-17	.412	0-3	.000	3-3	1.000	0	4	4	4.2	2	3
vs Wisconsin	11/24/2023	*	37:56	6-20	.300	4-12	.333	2-2	1.000	0	5	5	4.3	1	1
vs Marquette	11/25/2023	*	35:09	6-14	.429	2-7	.286	7-8	.875	0	3	3	4.1	3	0
at Florida St.	11/30/2023	*	33:56	8-21	.381	4-13	.308	4-4	1.000	0	4	4	4.1	2	2
UCLA	12/03/2023	*	38:55	6-21	.286	3-7	.429	8-9	.889	0	2	2	3.9	1	1
Totals		9	317:24	69-165	.418	17-67	.254	54-61	.885	4	31	35	3.9	14	11
														32	0
														3	209
															23.2

Player Averages											
Games Played	Minutes/ game	Points/ game	FG Pct	3FG Pct	FT Pct	Rebounds/ game	Assists/ game	Turnovers/ game	Assist/Turnover ratio	Steals/ game	Blocks/ game
9	35.3	23.2	41.8	25.4	88.5	3.9	1.2	3.6	0.3	0.3	0.0

CAREER STATISTICS

				Field Goals		3-Point		F-Throws		Rebounds				Scoring			
SEASON	TEAM	GP-GS	MIN/AVG	FG-FGA	FG%	3FG-3FGA	3FG%	FT-FTA	FT%	OFF	DEF	TOT	AVG	PF-FO	A	TO	BLK
2023-24	Ark	9-9	317/35.3	69-165	.418	17-67	.254	54-61	.885	4	31	35	3.9	14-0	11	32	0
TOTAL		9-9	317/35.3	69-165	.418	17-67	.254	54-61	.885	4	31	35	3.9	14-0	11	32	0
																3	209
																	23.2



2 Samara Spencer | Jr. | 5-7 | G | Fort Lauderdale, Fla. (St. Thomas Aquinas HS)

SPENCER BENCHMARK STATS

SEASON HIGHS

Points	16	vs. UCA	11-20-23*
FG Made	5	at #15 FSU	11-30-23
FG Att.	17	vs. Wisconsin	11-24-23
3FG Made	3	at #15 FSU	11-30-23*
3FG Att.	17	vs. Wisconsin	11-24-23
FT Made	10	vs. ULM	11-7-23
FT Att.	12	vs. ULM	11-7-23
Off. Reb.	1	vs. Wisconsin	11-24-23*
Def. Reb.	7	vs. ULM	11-7-23
Rebounds	8	vs. ULM	11-7-23
Assists	7	vs. Murray State	11-10-23
Blocks	2	vs. Marquette	11-25-23
Steals	3	vs. #2 UCLA	12-3-23
Minutes	38	vs. Murray State	11-10-23

CAREER HIGHS

Points	32	vs. Oral Roberts	12-4-22
FG Made	10	at #16 Creighton	12-17-22*
FG Att.	21	vs. NAU	11-24-22*
3FG Made	6	vs. Oral Roberts	12-4-22
3FG Att.	11	vs. Wisconsin	11-24-23*
FT Made	10	vs. ULM	11-7-23
FT Att.	16	vs. Lamar	12-8-22
Off. Reb.	2	vs. #1 SC	3-4-22*
Def. Reb.	9	at Missouri	1-8-23
Rebounds	9	at Missouri	1-8-23
Assists	11	vs. LA Tech	3-16-23
Blocks	2	vs. Marquette	11-25-23*
Steals	4	vs. NAU	11-24-22*
Minutes	43	vs. Ole Miss	1-29-23*

SEC HIGHS

Points	25	at Miss. State	2-23-23
FG Made	9	vs. Vanderbilt	1-16-23*
FG Att.	21	at Missouri	2-13-22*
3FG Made	5	vs. Miss. State	1-23-22
3FG Att.	8	vs. Texas A&M	2-26-23*
FT Made	6	at Miss. State	2-27-22*
FT Att.	13	at Miss. State	2-23-23
Off. Reb.	2	vs. #1 SC	3-4-22*
Def. Reb.	9	at Missouri	1-8-23
Rebounds	9	at Missouri	1-8-23
Assists	9	vs. Tennessee	2-16-23
Blocks	2	vs. Missouri	3-2-23
Steals	3	at Miss. State	2-23-23*
Minutes	43	vs. Ole Miss	1-29-23*

NOTABLES

Stat	21-22	22-23	23-24	Career
Double Figure Pts	20	27	5	52
Double Figure Rebs	-	-	-	-
Double-Doubles	-	2	-	2
5+ Assists	5	13	3	21
3+ Blocks	-	-	-	-
3+ Steals	2	4	1	7
Led Team in Pts	5	14	-	19
Led Team in Reb	1	2	-	3
20+ Points	3	8	-	11
30+ Points	-	1	-	1

* Most Recent

GAME NOTES

- Coming off two points, two rebounds and three steals vs. No. 2 UCLA
- Became the 33rd member of the 1K club at Arkansas, sixth in the Mike Neighbors era, doing so in her home state with 15 points and six assists in 38 minutes at No. 15 Florida State
- Went 10-of-12 from the line vs. ULM, as her 10 free throws is tied for the second most in the SEC this season
- Ranks sixth in FT perc. (.794), eighth in minutes (30.7), 11th in FTM (27) and 13th in assists/game (3.3) in SEC
- Among active SEC players, fourth in assists (280), which is 16th most in school history and ninth in scoring (1,006), being one of nine in the league with over 1,000 career points at an SEC school
- Leading returning scorer with 14.4 PPG and a team-leading 154 assists last season
- Logged a near triple-double with 14 points, 11 assists and six rebounds vs. LA Tech in WNIT First Round
- 2022 SEC Freshman of the Year

FASTBREAK WITH SAMARA SPENCER

- Majoring in recreation and sport management
- Realized she wanted to play basketball when she saw her was watching a Tennessee WBB game when she was 7
- Loves to take pictures as a hobby
- Wears #2 because it's her favorite number
- Most notable skills on court: speed and IQ
- Proudest accomplishment in basketball: winning SEC Freshman of the Year

#2 SPENCER, Samara

2-PT EFFICIENCY Summary																					
Opponent	Date	GS	MIN	Total		3-Pointers		Free throws		Rebounds		PF	A	TO	BLK	STL	PTS	AVG			
				FG-FGA	PCT	3FG-3FGA	PCT	FT-FTA	PCT	OFF	DEF								TOT	AVG	
ULM	11/07/2023	*	30:29	3-7	.429	0-1	.000	10-12	.833	1	7	8	8.0	0	2	5	0	1	16	16.0	
Murray St.	11/10/2023	*	38:09	4-9	.444	2-5	.400	1-2	.500	0	5	5	6.5	2	7	4	0	0	11	13.5	
Little Rock	11/14/2023	*	25:00	3-8	.375	0-3	.000	0-0	.000	0	2	2	5.0	0	5	0	0	1	6	11.0	
at Arkansas St.	11/17/2023	*	31:42	3-6	.500	0-2	.000	3-3	1.000	0	3	3	4.5	2	3	1	0	2	9	10.5	
Central Ark.	11/20/2023	*	23:16	5-9	.556	2-4	.500	4-4	1.000	0	2	2	4.0	0	1	1	0	1	16	11.6	
vs Wisconsin	11/24/2023	*	35:15	3-17	.176	3-11	.273	4-6	.667	1	5	6	4.3	1	2	3	1	2	13	11.8	
vs Marquette	11/25/2023	*	32:44	2-8	.250	1-3	.333	3-5	.600	0	2	2	4.0	1	3	3	2	1	8	11.3	
at Florida St.	11/30/2023	*	37:34	5-15	.333	3-7	.429	2-2	1.000	0	1	1	3.6	1	6	2	0	0	15	11.8	
UCLA	12/03/2023	*	21:41	1-4	.250	0-0	.000	0-0	.000	0	2	2	3.4	3	1	2	0	3	2	10.7	
Totals			9	275:50	29-83	.349	11-36	.306	27-34	.794	2	29	31	3.4	10	30	21	3	11	96	10.7

Player Averages

Games Played	Minutes/game	Points/game	FG Pct	3FG Pct	FT Pct	Rebounds/game	Assists/game	Turnovers/game	Assist/Turnover ratio	Steals/game	Blocks/game
9	30.6	10.7	34.9	30.6	79.4	3.4	3.3	2.3	1.4	1.2	0.3

CAREER STATISTICS

				Field Goals		3-Point		F-Throws		Rebounds												Scoring	
SEASON	TEAM	GP-GS	MIN/AVG	FG-FGA	FG%	3FG-3FGA	3FG%	FT-FTA	FT%	OFF	DEF	TOT	AVG	PF-FO	A	TO	BLK	STL	PTS	AVG			
2021-22	Ark	31-27	930/30.0	138-325	.425	44-128	.344	59-98	.602	18	96	114	3.7	49-0	96	82	8	36	379	12.2			
2022-23	Ark	37-37	1256/33.9	183-459	.399	65-201	.323	100-182	.549	6	133	139	3.8	70-2	154	112	10	41	531	14.4			
2023-24	Ark	9-9	276/30.6	29-83	.349	11-36	.306	27-34	.794	2	29	31	3.4	10-0	30	21	3	11	96	10.7			
TOTAL		77-73	2462/32.0	350-867	.404	120-365	.329	186-314	.592	26	258	284	3.7	129-2	280	215	21	88	1006	13.1			



4 Saylor Poffenbarger | R-So. | 6-2 | G | Middletown, Conn. (Middletown HS | UConn)

POFFENBARGER BENCHMARK STATS

SEASON HIGHS	Points	17	vs. UCA	11-20-23
	FG Made	6	vs. UCA	11-20-23
	FG Att.	18	at #15 FSU	11-30-23
	3FG Made	4	at #15 FSU	11-30-23
	3FG Att.	12	at #15 FSU	11-30-23
	FT Made	4	vs. Little Rock	11-14-23
	FT Att.	4	vs. Wisconsin	11-24-23*
	Off. Reb.	4	at #15 FSU	11-30-23*
	Def. Reb.	19	at #15 FSU	11-30-23
	Rebounds	23	at #15 FSU	11-30-23
	Assists	4	at A-State	11-17-23
	Blocks	3	at #15 FSU	11-30-23*
	Steals	3	vs. Wisconsin	11-24-23*

CAREER HIGHS	Points	24	at Missouri	1-8-23
	FG Made	8	at Missouri	1-8-23*
	FG Att.	18	at #15 FSU	11-30-23
	3FG Made	4	at #15 FSU	11-30-23
	3FG Att.	12	at #15 FSU	11-30-23
	FT Made	6	at Missouri	1-8-23
	FT Att.	7	at Missouri	1-8-23
	Off. Reb.	4	at #15 FSU	11-30-23*
	Def. Reb.	19	at #15 FSU	11-30-23
	Rebounds	23	at #15 FSU	11-30-23
	Assists	6	vs. #25 K-State	11-26-22
	Blocks	3	at #15 FSU	11-30-23*
	Steals	3	vs. Wisconsin	11-24-23*

SEC HIGHS	Points	24	at Missouri	1-8-23
	FG Made	8	at Missouri	1-8-23*
	FG Att.	17	at Kentucky	1-1-23
	3FG Made	3	vs. No. 1/1 SC	3-3-23*
	3FG Att.	7	vs. No. 1/1 SC	3-3-23*
	FT Made	7	vs. Vanderbilt	1-16-23
	FT Att.	8	vs. Vanderbilt	1-16-23
	Off. Reb.	2	vs. Alabama	1-26-23*
	Def. Reb.	10	at Miss. State	2-23-23*
	Rebounds	11	vs. Missouri	3-2-23*
	Assists	5	vs. Texas A&M	2-26-23
	Blocks	3	vs. Tennessee	2-16-23
	Steals	2	vs. Texas A&M	2-26-23

NOTABLES	Stat	22-23	23-24	Career
	Double Figure Pts	13	6	19
	Double Figure Rebs	9	5	14
	20+ Rebounds	-	2	2
	Double-Doubles	4	2	6
	5+ Assists	6	-	6
	3+ Blocks	2	2	4
	3+ Steals	-	2	2
	Led Team in Pts	4	1	5
	Led Team in Reb	15	7	22
	20+ Points	2	-	2
	30+ Points	-	-	-
	* Most Recent			

GAME NOTES

- Coming off 12 points and seven boards in just 28 minutes vs. No. 2 UCLA
- Broke the school record for single-game rebounds with 23 at No. 15 Florida State, while logging a double-double with 13 points, as well as logged two assists, two steals and three blocks in 38 minutes
- Her 23 rebounds is the most by a men's or women's DI & DII NCAA player this season
- Only player in Arkansas history to log two 20+ rebound games in a season
- Leads SEC in defensive rebounds/gm (9.9), second in def. rebounds/gm (9.9) & seventh in blocks/gm (1.7)
- In the NCAA, ranked No. 2 in defensive rebounds & No. 4 in RPG, as well as 41st in total blocks (15)
- Named to SEC All-Freshman Team and was a five-time SEC Freshman of the Week winner
- Single-season defensive rebound record holder (225) and No. 2 in individual season rebounds (255)
- Tallied career-high 24 points at Missouri and later had 23 vs. No. 1 South Carolina in SEC Tournament
- Transferred to Arkansas midyear during 2021-22 season from UConn

FASTBREAK WITH SAYLOR POFFENBARGER

- Majoring in communication
- Switched to No. 4 this season to honor her brother, Fordham, who passed away when he was 4
- Also playing for Ella Bresee, her best friend who passed away from brain cancer
- Comes from an athletic family: mother, Amy, played basketball at Missouri and was a huge influence on Saylor's basketball journey, and three of her brothers play quarterback: Reese - starting quarterback for Albany, Brittin - sophomore in HS football and Higgins -fifth grade football player
- Played against teammate Makayla Daniels a few times in high school, growing up 10 miles from her
- Favorite movie: Legally Blonde

#4 POFFENBARGER, Saylor

Opponent	Date	GS	MIN	Total		3-Pointers		Free throws		Rebounds				PF	A	TO	BLK	STL	PTS	AVG
				FG-FGA	PCT	3FG-3FGA	PCT	FT-FTA	PCT	OFF	DEF	TOT	AVG							
UConn	11/07/2023	*	37:51	3-12	.250	0-5	.000	1-2	.500	3	18	21	21.0	1	1	2	1	1	7	7.0
Murray St.	11/10/2023	*	31:57	4-9	.444	0-2	.000	2-4	.500	1	11	12	16.5	3	3	3	3	3	10	8.5
Little Rock	11/14/2023	*	24:09	3-8	.375	2-4	.500	4-4	1.000	1	7	8	13.7	1	1	0	2	1	12	9.7
at Arkansas St.	11/17/2023	*	29:48	4-10	.400	1-5	.200	0-0	.000	4	10	14	13.8	2	4	1	0	0	9	9.5
Central Ark.	11/20/2023	*	26:47	6-10	.600	3-4	.750	2-2	1.000	1	5	6	12.2	1	0	0	1	2	17	11.0
vs Wisconsin	11/24/2023	*	32:28	2-8	.250	0-4	.000	0-4	.000	3	7	10	11.8	1	2	1	1	3	4	9.8
vs Marquette	11/25/2023	*	23:55	5-11	.455	3-7	.429	0-0	.000	1	6	7	11.1	1	2	1	2	0	13	10.3
at Florida St.	11/30/2023	*	37:43	4-18	.222	4-12	.333	1-2	.500	4	19	23	12.6	2	2	1	3	2	13	10.6
UCLA	12/03/2023	*	28:23	5-13	.385	2-4	.500	0-0	.000	1	6	7	12.0	0	0	2	1	1	12	10.8
Totals		9	273:01	36-99	.364	15-47	.319	10-18	.556	19	89	108	12.0	12	15	11	14	13	97	10.8

Player Averages

Games Played	Minutes/game	Points/game	FG Pct	3FG Pct	FT Pct	Rebounds/game	Assists/game	Turnovers/game	Assist/Turnover ratio	Steals/game	Blocks/game
9	30.3	10.8	36.4	31.9	55.6	12.0	1.7	1.2	1.4	1.4	1.6

CAREER STATISTICS

Field Goals														3-Point		F-Throws		Rebounds				Scoring						
SEASON	TEAM	GP-GS	MIN/AVG	FG-FGA	FG%	3FG-3FGA	3FG%	FT-FTA	FT%	OFF	DEF	TOT	AVG	PF-FO	A	TO	BLK	STL	PTS	AVG								
2020-21	UConn	12-0	33/2.7	2-15	.133	1-11	.091	1-1	1.000	1	3	4	0.3	2-0	0	0	1	0	6	0.5								
2022-23	Ark	37-37	1190/32.2	109-329	.331	36-157	.229	62-88	.705	30	225	255	6.9	87-3	89	76	40	20	316	8.5								
2023-24	Ark	9-9	273/30.3	36-99	.364	15-47	.319	10-18	.556	19	89	108	12.0	12-0	15	11	14	13	97	10.8								
TOTAL FOR Ark		46-46	1463/31.8	145-428	.339	51-204	.250	72-106	.679	49	314	363	7.9	99-3	104	87	54	33	413	9.0								
TOTAL		58-46	1496/25.8	147-443	.332	52-215	.242	73-107	.682	50	317	367	6.3	101-3	104	87	55	33	419	7.2								



8 Bea Franklin | Gr. | 5-10 | G | Seattle, Wash. (Seattle Prep)

FRANKLIN BENCHMARK STATS

N/A

SEASON HIGHS

N/A

CAREER HIGHS

N/A

SEC HIGHS

NOTABLES

Stat	23-24	Career
Double Figure Pts	-	-
Double Figure Rebs	-	-
Double-Doubles	-	-
5+ Assists	-	-
3+ Blocks	-	-
3+ Steals	-	-
Led Team in Pts	-	-
Led Team in Reb	-	-
20+ Points	-	-
30+ Points	-	-

* Most Recent

GAME NOTES

- Three-sport athlete in high school with soccer, basketball and tennis
- Plays shooting guard/point guard and four-year letterwinner in basketball at Seattle Prep
- Led Seattle Prep to a 20-9 record, 12-4 in 3A Metro Girls Basketball standings in 2016-17
- During the 2016-17 season, averaged 9.9 points, 4.6 rebounds, 4.1 assists & 1.5 steals per game
- On the soccer pitch, coming off being named 2023 SEC Midfielder of the Year and SEC Scholar-Athlete of the Year
- Named All-American in her graduate season, leading Hogs in goals (9), assists (9) and points
- Two-time All-SEC Team recipient and All-Tournament Team honoree for Arkansas soccer
- Served as Student-Athlete Advisory Committee President in 2022-23
- Named 2018-19 Washington State Gatorade Player of the Year in soccer

STORY ON HOW SHE JOINED THE TEAM

My Papa Neighbors always taught us to never miss an opportunity to surround ourselves with women who are also good humans. Well, that's exactly what adding Bea Franklin to our roster is all about.

The story of our connection goes back eight years ago to Seattle, Washington. I'll let her fill in those gaps when y'all talk to her.

She's a great human being and we already know she's a winner on the pitch.

Our team is excited to welcome her to our crew.

#SigningStories, as told by Mike Neighbors

Has not appeared in an Arkansas game during 2023-24 season

CAREER STATISTICS

Has not appeared in an Arkansas game



10 Cristina Sanchez Cerqueira | Fr. | 6-1 | F | Granada, Spain (Segle XXI)

SANCHEZ BENCHMARK STATS

SEASON HIGHS	Points	2	vs. Marquette	11-25-23
	FG Made	1	vs. Marquette	11-25-23
	FG Att.	3	vs. Marquette	11-25-23
	3FG Made	N/A		
	3FG Att.	1	vs. Marquette	11-25-23
	FT Made	1	vs. Little Rock	11-14-23
	FT Att.	2	vs. Little Rock	11-14-23
	Off. Reb.	2	vs. Little Rock	11-14-23
	Def. Reb.	2	vs. Murray State	11-10-23
	Rebounds	2	vs. Little Rock	11-14-23*
CAREER HIGHS	Assists	1	vs. Murray State	11-10-23
	Blocks	1	vs. Little Rock	11-14-23
	Steals	N/A		
	Minutes	9	vs. Marquette	11-25-23
	Points	2	vs. Marquette	11-25-23
	FG Made	1	vs. Marquette	11-25-23
	FG Att.	3	vs. Marquette	11-25-23
	3FG Made	N/A		
	3FG Att.	1	vs. Marquette	11-25-23
	FT Made	1	vs. Little Rock	11-14-23
SEC HIGHS	FT Att.	2	vs. Little Rock	11-14-23
	Off. Reb.	2	vs. Little Rock	11-14-23
	Def. Reb.	2	vs. Murray State	11-10-23
	Rebounds	2	vs. Little Rock	11-14-23*
	Assists	1	vs. Murray State	11-10-23
	Blocks	1	vs. Little Rock	11-14-23
	Steals	N/A		
	Minutes	9	vs. Marquette	11-25-23
	N/A			
	N/A			

NOTABLES	Stat	23-24	Career
	Double Figure Pts	-	-
	Double Figure Rebs	-	-
	Double-Doubles	-	-
	5+ Assists	-	-
	3+ Blocks	-	-
	3+ Steals	-	-
	Led Team in Pts	-	-
	Led Team in Reb	-	-
	20+ Points	-	-
	30+ Points	-	-

N/A

NOTABLES	Stat	23-24	Career
	Double Figure Pts	-	-
	Double Figure Rebs	-	-
	Double-Doubles	-	-
	5+ Assists	-	-
	3+ Blocks	-	-
	3+ Steals	-	-
	Led Team in Pts	-	-
	Led Team in Reb	-	-
	20+ Points	-	-
	30+ Points	-	-

* Most Recent

GAME NOTES

- Played 3.5 minutes, logging a rebound vs. No. 2 UCLA
- Scored first collegiate field goal vs. Marquette and played season-high nine minutes at Fort Myers Tip-Off
- A member of the Spanish National Team
- Played at FIBA U18 3x3 World Cup in Hungary and the European Youth Olympic Festival 3x3 in Slovenia
- With Segle XXI, played in 26 games during the 2022-23 season, averaging 6.4 points, 5.4 rebounds and 1.3 steals per game
- Efficient rebounder with Segle XXI, logging 15 games with 5+ rebounds
- Earned gold and silver medals at the Andalucian Cup U14
- Chosen to the Andalucias Team three times and won a silver and bronze medal at the nationals cup

FASTBREAK WITH CRISTINA SANCHEZ CERQUEIRA

- Daughter of Peque and Felix and has a little brother
- Her parents both played basketball and inspire her the most
- Majoring in kinesiology
- She was 13 when she first started playing basketball and was a gymnast before that until she was getting too tall
- Loves going to Jenna Lawrences' family's house for dinner
- Favorite professional team is FCB (Barcelona) and favorite professional athlete is Rafa Nadal

#10 SANCHEZ CERQUEIRA, Cristina

Opponent	Date	GS	MIN	Total		3-Pointers		Free throws		Rebounds				PF	A	TO	BLK	STL	PTS	AVG
				FG-FGA	PCT	3FG-3FGA	PCT	FT-FTA	PCT	OFF	DEF	TOT	AVG							
ULM	11/07/2023		02:09	0-2	.000	0-0	.000	0-0	.000	1	1	2	2.0	0	0	0	0	0	0	0.0
Murray St.	11/10/2023		04:58	0-1	.000	0-0	.000	0-0	.000	0	2	2	2.0	2	1	0	0	0	0	0.0
Little Rock	11/14/2023		05:43	0-2	.000	0-0	.000	1-2	.500	2	0	2	2.0	0	0	0	1	0	1	0.3
Central Ark.	11/20/2023		06:27	0-0	.000	0-0	.000	0-0	.000	0	0	0	1.5	2	1	0	0	0	0	0.3
vs Marquette	11/25/2023		09:02	1-3	.333	0-1	.000	0-0	.000	1	0	1	1.4	0	0	3	0	0	2	0.6
UCLA	12/03/2023		03:39	0-0	.000	0-0	.000	0-0	.000	0	1	1	1.3	2	0	0	0	0	0	0.5
Totals			0 31:58	1-8	.125	0-1	.000	1-2	.500	4	4	8	1.3	6	2	3	1	0	3	0.5

Player Averages

Games Played	Minutes/ game	Points/ game	FG Pct	3FG Pct	FT Pct	Rebounds/ game	Assists/ game	Turnovers/ game	Assist/Turnover ratio	Steals/ game	Blocks/ game
6	5.3	0.5	12.5	0.0	50.0	1.3	0.3	0.5	0.7	0.0	0.2

CAREER STATISTICS

				Field Goals		3-Point		F-Throws		Rebounds				Scoring	
SEASON	TEAM	GP-GS	MIN/AVG	FG-FGA	FG%	3FG-3FGA	3FG%	FT-FTA	FT%	OFF	DEF	TOT	AVG	PF-FO	PTS AVG
2023-24	Ark	6-0	32/5.3	1-8	.125	0-1	.000	1-2	.500	4	4	8	1.3	6-0	3 0.5
TOTAL		6-0	32/5.3	1-8	.125	0-1	.000	1-2	.500	4	4	8	1.3	6-0	3 0.5



20 Karley Johnson | So. | 5-9 | G | Oklahoma City, Okla. (Mustang HS)

JOHNSON BENCHMARK STATS

SEASON HIGHS

Points	1	vs. Little Rock	11-14-23
FG Made	N/A		
FG Att.	3	vs. Little Rock	11-14-23
3FG Made	N/A		
3FG Att.	1	vs. Little Rock	11-14-23
FT Made	1	vs. Little Rock	11-14-23
FT Att.	2	vs. Little Rock	11-14-23
Off. Reb.	2	vs. Little Rock	11-14-23
Def. Reb.	2	vs. Marquette	11-25-23
Rebounds	2	vs. Marquette	11-25-23*
Assists	N/A		
Blocks	N/A		
Steals	1	vs. Marquette	11-25-23*
Minutes	10	vs. Little Rock	11-14-23

CAREER HIGHS

Points	1	vs. Little Rock	11-14-23*
FG Made	N/A		
FG Att.	3	vs. Little Rock	11-14-23
3FG Made	N/A		
3FG Att.	1	vs. Little Rock	11-14-23
FT Made	1	vs. Little Rock	11-14-23*
FT Att.	2	vs. Little Rock	11-14-23*
Off. Reb.	2	vs. Little Rock	11-14-23
Def. Reb.	2	vs. Marquette	11-25-23
Rebounds	2	vs. Marquette	11-25-23*
Assists	1	at Little Rock	11-20-22
Blocks	N/A		
Steals	1	vs. Marquette	11-25-23*
Minutes	10	vs. Little Rock	11-14-23

SEC HIGHS

Points	N/A		
FG Made	N/A		
FG Att.	N/A		
3FG Made	N/A		
3FG Att.	N/A		
FT Made	N/A		
FT Att.	N/A		
Off. Reb.	N/A		
Def. Reb.	N/A		
Rebounds	N/A		
Assists	N/A		
Blocks	N/A		
Steals	N/A		
Minutes	2	vs. Florida	1-5-23

NOTABLES

Stat	22-23	23-24	Career
Double Figure Pts	-	-	-
Double Figure Rebs	-	-	-
Double-Doubles	-	-	-
5+ Assists	-	-	-
3+ Blocks	-	-	-
3+ Steals	-	-	-
Led Team in Pts	-	-	-
Led Team in Reb	-	-	-
20+ Points	-	-	-
30+ Points	-	-	-

* Most Recent

GAME NOTES

- Played four minutes vs. Marquette at Fort Myers Tip-Off, logging two rebounds and one steal
- Made her season debut vs. Little Rock, playing all 10 minutes in the fourth quarter and scoring off a free throw, while adding two offensive rebounds and one steal
- Appeared in 10 games as a true freshman
- Recognized as a 2022 McDonald's All-American nominee
- Tabbed a four-time Oklahoman's Super 5 Honorable Mention choice
- As a senior at Mustang, averaged 12.3 points, 4.3 rebounds and 3.1 assists per game
- Only needed two years to eclipse 1,000 points, doing so as a sophomore

FASTBREAK WITH KARLEY JOHNSON

- One of nine children
- Majoring in family science
- Wears #20 because her grandpa wore it
- Notes how much she loved how the staff treated her and her family during the recruiting process
- Pregame ritual: puts everything on left to right
- Has English bulldogs named Roxie and Gus and a cat named Toast

#20 JOHNSON, Karley

Opponent	Date	GS	MIN	FG-FGA	PCT	3FG-3FGA	PCT	FT-FTA	PCT	OFF	DEF	TOT	AVG	PF	A	TO	BLK	STL	PTS	AVG
Little Rock	11/14/2023		10:00	0-3	.000	0-1	.000	1-2	.500	2	0	2	2.0	0	0	0	0	1	1	1.0
vs Marquette	11/25/2023		04:09	0-0	.000	0-0	.000	0-0	.000	0	2	2	2.0	0	0	0	0	1	0	0.5
Totals		0	14:09	0-3	.000	0-1	.000	1-2	.500	2	2	4	2.0	0	0	0	0	2	1	0.5

Player Averages

Games Played	Minutes/game	Points/game	FG Pct	3FG Pct	FT Pct	Rebounds/game	Assists/game	Turnovers/game	Assist/Turnover ratio	Steals/game	Blocks/game
2	7.1	0.5	0.0	0.0	50.0	2.0	0.0	0.0	0.0	1.0	0.0

CAREER STATISTICS

SEASON	TEAM	GP-GS	MIN/AVG	FG-FGA	FG%	3FG-3FGA	3FG%	FT-FTA	FT%	OFF	DEF	TOT	AVG	PF-FO	A	TO	BLK	STL	PTS	AVG
2022-23	Ark	10-0	26/2.6	0-1	.000	0-0	.000	1-2	.500	1	1	2	0.2	1-0	1	0	0	3	1	0.1
2023-24	Ark	2-0	14/7.1	0-3	.000	0-1	.000	1-2	.500	2	2	4	2.0	0-0	0	0	0	2	1	0.5
TOTAL		12-0	41/3.4	0-4	.000	0-1	.000	2-4	.500	3	3	6	0.5	1-0	1	0	0	5	2	0.2



21 Loren Lindsey | So. | 5-11 | G | Fayetteville, Ark. (Fayetteville HS)

LINDSEY BENCHMARK STATS

SEASON HIGHS	Points	N/A		
	FG Made	N/A		
	FG Att.	N/A		
	3FG Made	N/A		
	3FG Att.	N/A		
	FT Made	N/A		
	FT Att.	N/A		
	Off. Reb.	N/A		
	Def. Reb.	N/A		
	Rebounds	N/A		
	Assists	1	vs. Little Rock	11-14-23
	Blocks	N/A		

CAREER HIGHS	Points	N/A		
	FG Made	N/A		
	FG Att.	N/A		
	3FG Made	N/A		
	3FG Att.	N/A		
	FT Made	N/A		
	FT Att.	N/A		
	Off. Reb.	N/A		
	Def. Reb.	1	vs. LA Tech	3-16-23
	Rebounds	1	vs. LA Tech	3-16-23
	Assists	1	vs. Little Rock	11-14-23
	Blocks	N/A		

SEC HIGHS	Points	N/A		
	FG Made	N/A		
	FG Att.	N/A		
	3FG Made	N/A		
	3FG Att.	N/A		
	FT Made	N/A		
	FT Att.	N/A		
	Off. Reb.	N/A		
	Def. Reb.	N/A		
	Rebounds	N/A		
	Assists	N/A		
	Blocks	N/A		

NOTABLES	Stat	22-23	23-24	Career
	Double Figure Pts	-	-	-
	Double Figure Rebs	-	-	-
	Double-Doubles	-	-	-
	5+ Assists	-	-	-
	3+ Blocks	-	-	-
	3+ Steals	-	-	-
	Led Team in Pts	-	-	-
	Led Team in Reb	-	-	-
	20+ Points	-	-	-
	30+ Points	-	-	-

* Most Recent

GAME NOTES

- Made season debut vs. Little Rock, playing over three minutes and tallying her first career assist
- Appeared in nine games as a true freshman
- Appeared in two SEC games and two of four Postseason WNIT contests
- Played season-high five minutes at Little Rock
- Played at Fayetteville High School, coming to Arkansas as a walk-on
- Tabbbed to All-Conference 6A West All-Defensive Team
- Northwest Arkansas Democrat Gazette Player of the Week (Feb. 2, 2022)

FASTBREAK WITH LOREN LINDSEY

- Finance major
- Grew up in Northwest Arkansas so it was always a dream to play for the Razorbacks, especially with her grandad, dad, uncle and cousins all playing football here
- Wears #21 because her grandpa did
- Favorite food is hibachi and her favorite restaurant in Fayetteville is Kobe
- Favorite movie: Hoosiers
- Has a mini lab, Sadie, and a shih-poo, Coco

#21 LINDSEY, Loren

Opponent	Date	GS	MIN	Total		3-Pointers		Free throws		Rebounds				PF	A	TO	BLK	STL	PTS	AVG
				FG-FGA	PCT	3FG-3FGA	PCT	FT-FTA	PCT	OFF	DEF	TOT	AVG							
Little Rock	11/14/2023		03:36	0-0	.000	0-0	.000	0-0	.000	0	0	0	0.0	0	1	0	0	0	0	0.0
Totals		0	03:36	0-0	.000	0-0	.000	0-0	.000	0	0	0	0.0	0	1	0	0	0	0	0.0

Player Averages

Games Played	Minutes/game	Points/game	FG Pct	3FG Pct	FT Pct	Rebounds/game	Assists/game	Turnovers/game	Assist/Turnover ratio	Steals/game	Blocks/game
1	3.6	0.0	0.0	0.0	0.0	0.0	1.0	0.0	1.0	0.0	0.0

CAREER STATISTICS

				Field Goals		3-Point		F-Throws		Rebounds				Scoring						
SEASON	TEAM	GP-GS	MIN/AVG	FG-FGA	FG%	3FG-3FGA	3FG%	FT-FTA	FT%	OFF	DEF	TOT	AVG	PF-FO	A	TO	BLK	STL	PTS	AVG
2022-23	Ark	9-0	17/1.9	0-0	.000	0-0	.000	0-0	.000	0	1	1	0.1	0-0	0	0	0	0	0	0.0
2023-24	Ark	1-0	4/3.6	0-0	.000	0-0	.000	0-0	.000	0	0	0	0.0	0-0	1	0	0	0	0	0.0
TOTAL		10-0	20/2.0	0-0	.000	0-0	.000	0-0	.000	0	1	1	0.1	0-0	1	0	0	0	0	0.0



23 Carly Keats | So. | 5-8 | G | Choctaw, Miss. (Neshoba Central HS/Jones College)

KEATS BENCHMARK STATS

SEASON HIGHS

Points	14	vs. Little Rock	11-14-23
FG Made	5	vs. Little Rock	11-14-23
FG Att.	13	vs. Little Rock	11-14-23
3FG Made	4	vs. Little Rock	11-14-23
3FG Att.	10	vs. Little Rock	11-14-23
FT Made	4	vs. ULM	11-7-23
FT Att.	5	vs. ULM	11-7-23
Off. Reb.	1	vs. Wisconsin	11-24-23
Def. Reb.	4	vs. Little Rock	11-14-23
Rebounds	4	vs. Little Rock	11-14-23
Assists	1	vs. #2 UCLA	12-3-23*
Blocks	1	at #15 FSU	11-30-23
Steals	2	vs. ULM	11-7-23
Minutes	26	vs. #2 UCLA	12-3-23

CAREER HIGHS

Points	14	vs. Little Rock	11-14-23
FG Made	5	vs. Little Rock	11-14-23
FG Att.	13	vs. Little Rock	11-14-23
3FG Made	4	vs. Little Rock	11-14-23
3FG Att.	10	vs. Little Rock	11-14-23
FT Made	4	vs. ULM	11-7-23
FT Att.	5	vs. ULM	11-7-23
Off. Reb.	1	vs. Wisconsin	11-24-23
Def. Reb.	4	vs. Little Rock	11-14-23
Rebounds	4	vs. Little Rock	11-14-23
Assists	1	vs. #2 UCLA	12-3-23*
Blocks	1	at #15 FSU	11-30-23
Steals	2	vs. ULM	11-7-23
Minutes	26	vs. #2 UCLA	12-3-23

N/A

SEC HIGHS

NOTABLES

Stat	23-24	Career
Double Figure Pts	1	1
Double Figure Rebs	-	-
Double-Doubles	-	-
5+ Assists	-	-
3+ Blocks	-	-
3+ Steals	-	-
Led Team in Pts	-	-
Led Team in Reb	-	-
20+ Points	-	-
30+ Points	-	-

* Most Recent

GAME NOTES

- Coming off two points and logging season-high 26.5 minutes vs. No. 2 UCLA
- Has tallied 12 triples this season, holding a .316 percentage from beyond the arc
- Scored season-high 14 points off four 3-pointers vs. Little Rock, playing 25 minutes off the bench
- First off the bench
- JUCO transfer from Jones College, leading JC to its seventh straight region crown to punch a ticket to the NJCAA DI Tournament with 9.7 points, 3.7 rebounds and 3.5 assists per game
- Named to the All-Region 23 Team at JC
- Started in 28 games as a freshman, finishing the year with 55 made 3-pointers for a 34.8 percentage
- Led Neshoba Central HS to an unblemished 33-0 record and a 5A State Championship in Mississippi

FASTBREAK WITH CARLY KEATS

- Majoring in anthropology
- Native American part of the Mississippi Band of Choctaw Indians
- An incredible stickball player
- Sister, Cori, plays basketball at East Central and brother, Cohen, plays baseball at Rust College
- Wears #23 because Michael Jordan is her favorite player, and she compares her game to his
- Loves the energy/chemistry Arkansas has as a team

#23 KEATS, Carly

Opponent	Date	GS	MIN	Total		3-Pointers		Free throws		Rebounds				PF	A	TO	BLK	STL	PTS	AVG
				FG-FGA	PCT	3FG-3FGA	PCT	FT-FTA	PCT	OFF	DEF	TOT	AVG							
ULM	11/07/2023		18:09	0-7	.000	0-6	.000	4-5	.800	0	0	0	0.0	1	0	2	0	2	4	4.0
Murray St.	11/10/2023		12:28	3-7	.429	3-5	.600	0-0	.000	0	0	0	0.0	0	0	0	0	0	9	6.5
Little Rock	11/14/2023		24:49	5-13	.385	4-10	.400	0-0	.000	0	4	4	1.3	0	0	1	0	0	14	9.0
at Arkansas St.	11/17/2023		06:38	1-2	.500	1-2	.500	0-0	.000	0	1	1	1.3	0	1	0	0	0	3	7.5
Central Ark.	11/20/2023		11:50	0-2	.000	0-2	.000	0-0	.000	0	2	2	1.4	0	0	1	0	0	0	6.0
vs Wisconsin	11/24/2023		08:27	1-2	.500	0-1	.000	2-2	1.000	1	1	2	1.5	1	0	0	0	0	4	5.7
vs Marquette	11/25/2023		15:47	3-6	.500	3-5	.600	0-0	.000	0	0	0	1.3	1	0	2	0	0	9	6.1
at Florida St.	11/30/2023		15:17	1-5	.200	1-3	.333	0-0	.000	0	1	1	1.3	1	0	2	1	0	3	5.8
UCLA	12/03/2023		26:24	0-6	.000	0-4	.000	2-2	1.000	0	1	1	1.2	1	1	0	0	0	2	5.3
Totals		0	139:50	14-50	.280	12-38	.316	8-9	.889	1	10	11	1.2	5	2	8	1	2	48	5.3

Player Averages

Games Played	Minutes/ game	Points/ game	FG Pct	3FG Pct	FT Pct	Rebounds/ game	Assists/ game	Turnovers/ game	Assist/Turnover ratio	Steals/ game	Blocks/ game
9	15.5	5.3	28.0	31.6	88.9	1.2	0.2	0.9	0.3	0.2	0.1

CAREER STATISTICS

SEASON	TEAM	GP-GS	MIN/AVG	Field Goals		3-Point		F-Throws		Rebounds				Scoring	
				FG-FGA	FG%	3FG-3FGA	3FG%	FT-FTA	FT%	OFF	DEF	TOT	AVG	PF-FO	PTS AVG
2023-24	Ark	9-0	140/15.5	14-50	.280	12-38	.316	8-9	.889	1	10	11	1.2	5-0	48 5.3
TOTAL		9-0	140/15.5	14-50	.280	12-38	.316	8-9	.889	1	10	11	1.2	5-0	48 5.3



30 Maryam Dauda | R-So. | 6-4 | F | Bentonville, Ark. (Bentonville HS)

DAUDA BENCHMARK STATS

SEASON HIGHS	Points	15	vs. Little Rock	11-14-23
	FG Made	6	vs. Little Rock	11-14-23
	FG Att.	11	vs. UCA	11-20-23
	3FG Made	3	vs. UCA	11-20-23*
	3FG Att.	6	vs. UCA	11-20-23*
	FT Made	3	vs. UCA	11-20-23
	FT Att.	6	vs. UCA	11-20-23
	Off. Reb.	6	vs. Wisconsin	11-24-23
	Def. Reb.	7	vs. Murray State	11-10-23
	Rebounds	11	vs. Wisconsin	11-24-23
CAREER HIGHS	Assists	3	vs. Wisconsin	11-24-23
	Blocks	3	vs. Wisconsin	11-24-23
	Steals	3	vs. UCA	11-20-23
	Minutes	31	vs. Wisconsin	11-24-23
	Points	15	vs. Little Rock	11-14-23
	FG Made	6	vs. Little Rock	11-14-23
	FG Att.	11	vs. UCA	11-20-23*
	3FG Made	3	vs. UCA	11-20-23*
	3FG Att.	6	vs. UCA	11-20-23*
	FT Made	3	vs. UCA	11-20-23*
SEC HIGHS	FT Att.	6	vs. UCA	11-20-23
	Off. Reb.	6	vs. Wisconsin	11-24-23*
	Def. Reb.	7	vs. Murray State	11-10-23*
	Rebounds	9	at A-State	11-17-23
	Assists	3	vs. Wisconsin	11-24-23*
	Blocks	3	vs. Wisconsin	11-24-23*
	Steals	3	vs. UCA	11-20-23
	Minutes	31	vs. Wisconsin	11-24-23
	Points	11	at #3/4 LSU	1-19-23
	FG Made	5	at #3/4 LSU	1-19-23
NOTABLES	FG Att.	8	at #1/1 SC	1-22-23
	3FG Made	1	at #3/4 LSU	1-19-23*
	3FG Att.	4	at #1/1 SC	1-22-23
	FT Made	2	vs. Missouri	3-2-23*
	FT Att.	2	vs. Missouri	3-2-23*
	Off. Reb.	5	vs. Missouri	3-2-23
	Def. Reb.	3	at Miss. State	2-23-23
	Rebounds	6	at Miss. State	2-23-23
	Assists	3	vs. Missouri	3-2-23*
	Blocks	2	vs. Missouri	3-2-23*
NOTABLES	Steals	1	vs. No. 1/1 SC	3-3-23*
	Minutes	18	vs. Missouri	3-2-23
	Stat	22-23	23-24	Career
	Double Figure Pts	4	4	8
	Double Figure Rebs	-	1	1
	Double-Doubles	-	-	-
	5+ Assists	-	-	-
	3+ Blocks	1	1	2
	3+ Steals	-	1	1
	Led Team in Pts	-	-	-
NOTABLES	Led Team in Reb	-	1	1
	20+ Points	-	-	-
	30+ Points	-	-	-
	* Most Recent			

GAME NOTES

- Coming off 14 points, two rebounds and two blocks vs. No. 2 UCLA
- Has tallied four double-digit scoring games and seven with 6+ rebounds
- Has shot 10-of-25 for .400 from beyond the arc
- In SEC, eighth in blocks/game (1.4), 13th in defensive rebounds/gm (4.8) and 19th in rebounding (6.9)
- A member of the SEC Basketball Leadership Council
- Appeared in 35 games off the bench as a redshirt freshman last season after recovering from an ACL injury
- Finished the year second in offensive rebounds (45) and fourth in blocks (22) last season
- The 13th ranked player and top ranked post player in the ESPN HoopGurlz 2021 recruiting rankings, as well as consensus five-star prospect and McDonald's All-American

FASTBREAK WITH MARYAM DAUDA

- Majoring in international business
- Born in Nigeria and moved to the U.S. when she was 12
- Father played professional basketball in Belgium, and he has been huge in developing her game
- Favorite pair of shoes: Air Jordan 11 'Cool Grey'
- Favorite TV show: Gilmore Girls
- Favorite thing about playing in the SEC is playing against the best of the best

#30 DAUDA, Maryam

Opponent	Date	GS	MIN	Total		3-Pointers		Free throws		Rebounds				PF	A	TO	BLK	STL	PTS	AVG	
				FG-FGA	PCT	3FG-3FGA	PCT	FT-FTA	PCT	OFF	DEF	TOT	AVG								
ULM	11/07/2023	*	27:08	1-5	.200	0-3	.000	2-4	.500	2	5	7	7.0	3	0	5	2	0	4	4.0	
Murray St.	11/10/2023	*	21:54	1-2	.500	1-1	1.000	0-0	.000	1	7	8	7.5	3	0	1	1	0	3	3.5	
Little Rock	11/14/2023	*	22:03	6-9	.667	1-1	1.000	2-2	1.000	2	5	7	7.3	1	0	2	0	0	15	7.3	
at Arkansas St.	11/17/2023	*	27:04	4-9	.444	3-6	.500	0-0	.000	3	6	9	7.8	3	2	1	2	0	11	8.3	
Central Ark.	11/20/2023	*	30:13	4-11	.364	3-6	.500	3-6	.500	2	6	8	7.8	3	1	1	0	3	14	9.4	
vs Wisconsin	11/24/2023	*	31:20	2-4	.500	0-1	.000	0-0	.000	6	5	11	8.3	4	3	2	3	2	4	8.5	
vs Marquette	11/25/2023	*	19:42	0-1	.000	0-1	.000	2-2	1.000	0	4	4	7.7	2	1	0	1	0	2	7.6	
at Florida St.	11/30/2023	*	29:23	3-9	.333	0-3	.000	0-1	.000	2	4	6	7.5	4	0	0	2	0	6	7.4	
UCLA	12/03/2023	*	28:50	5-9	.556	2-3	.667	2-2	1.000	1	1	2	6.9	3	2	0	2	1	14	8.1	
Totals			9	237:37	26-59	.441	10-25	.400	11-17	.647	19	43	62	6.9	26	9	12	13	6	73	8.1

Player Averages

Games Played	Minutes/game	Points/game	FG Pct	3FG Pct	FT Pct	Rebounds/game	Assists/game	Turnovers/game	Assist/Turnover ratio	Steals/game	Blocks/game
9	26.4	8.1	44.1	40.0	64.7	6.9	1.0	1.3	0.8	0.7	1.4

CAREER STATISTICS

SEASON	TEAM	GP-GS	MIN/AVG	Field Goals		3-Point		F-Throws		Rebounds				Scoring	
				FG-FGA	FG%	3FG-3FGA	3FG%	FT-FTA	FT%	OFF	DEF	TOT	AVG	PF-FO	PTS AVG
2022-23	Ark	35-0	386/11.0	47-112	.420	6-24	.250	23-31	.742	45	49	94	2.7	64-0	3.5
2023-24	Ark	9-9	238/26.4	26-59	.441	10-25	.400	11-17	.647	19	43	62	6.9	26-0	8.1
TOTAL		44-9	624/14.2	73-171	.427	16-49	.327	34-48	.708	64	92	156	3.5	90-0	4.5



34 Jenna Lawrence | Fr. | 6-3 | F | Farmington, Ark. (Farmington HS)

LAWRENCE BENCHMARK STATS

SEASON HIGHS

Points	2	vs. Little Rock	11-14-23
FG Made	1	vs. Little Rock	11-14-23
FG Att.	3	vs. Little Rock	11-14-23*
3FG Made	N/A		
3FG Att.	2	vs. Little Rock	11-14-23*
FT Made	1	vs. Little Rock	11-14-23
FT Att.	2	vs. Little Rock	11-14-23
Off. Reb.	2	vs. Little Rock	11-14-23
Def. Reb.	1	vs. Little Rock	11-14-23*
Rebounds	3	vs. Little Rock	11-14-23
Assists	1	vs. Little Rock	11-14-23
Blocks	1	vs. #2 UCLA	12-3-23*
Steals	2	vs. #2 UCLA	12-3-23
Minutes	8	vs. #2 UCLA	12-3-23*

CAREER HIGHS

Points	2	vs. Little Rock	11-14-23
FG Made	1	vs. Little Rock	11-14-23
FG Att.	3	vs. Little Rock	11-14-23*
3FG Made	N/A		
3FG Att.	2	vs. Little Rock	11-14-23*
FT Made	1	vs. Little Rock	11-14-23
FT Att.	2	vs. Little Rock	11-14-23
Off. Reb.	2	vs. Little Rock	11-14-23
Def. Reb.	1	vs. Little Rock	11-14-23*
Rebounds	3	vs. Little Rock	11-14-23
Assists	1	vs. Little Rock	11-14-23
Blocks	1	vs. #2 UCLA	12-3-23*
Steals	2	vs. #2 UCLA	12-3-23
Minutes	8	vs. #2 UCLA	12-3-23*

N/A

SEC HIGHS

NOTABLES

Stat	23-24	Career
Double Figure Pts	-	-
Double Figure Rebs	-	-
Double-Doubles	-	-
5+ Assists	-	-
3+ Blocks	-	-
3+ Steals	-	-
Led Team in Pts	-	-
Led Team in Reb	-	-
20+ Points	-	-
30+ Points	-	-

* Most Recent

GAME NOTES

- Coming off eight minutes played with a +10 +/- with two steals vs. No. 2 UCLA
- Captured her first collegiate basket vs. Little Rock, finishing with three points, three boards and one block
- Four-star prospect, No. 61 player in the country, according to 2023 HoopGurlz Recruiting Rankings
- A proven winner, coming off leading Farmington HS to the 4A girls state championship and being named MVP, as the Cardinals finished the season on a 26-game winning streak and ended 36-1
- Averaged 18.7 points, 7.1 rebounds and 1.5 blocks per game, while knocking down 99 3-pointers, as a senior
- Won state championships at Melbourne HS as a sophomore before transferring to Farmington
- Tabbed Arkansas Democrat Gazette Player of the Year this past season
- Eclipsed 2,000 career points and 1,000 career rebounds in high school

FASTBREAK WITH JENNA LAWRENCE

- Wears #34 because it was her mom's number
- Calls Farmington home now but wants everyone to know her roots are in Melbourne, Arkansas
- Loves being so close to home so her family and friends can watch her play all of the time
- Her parents are her biggest inspiration
- Was a talented softball player who could pitch and hit homers
- Greatest strength is shooting but also is a great defender, can block shots and has good coordination for her size

#34 LAWRENCE, Jenna

Opponent	Date	GS	MIN	Total		3-Pointers		Free throws		Rebounds				PF	A	TO	BLK	STL	PTS	AVG
				FG-FGA	PCT	3FG-3FGA	PCT	FT-FTA	PCT	OFF	DEF	TOT	AVG							
Murray St.	11/10/2023		08:20	0-3	.000	0-2	.000	0-0	.000	0	1	1	1.0	0	0	1	1	1	0	0.0
Little Rock	11/14/2023		08:00	1-3	.333	0-2	.000	1-2	.500	2	1	3	2.0	1	1	0	1	0	3	1.5
Central Ark.	11/20/2023		05:02	0-1	.000	0-1	.000	0-0	.000	1	0	1	1.7	1	0	0	0	0	0	1.0
vs Marquette	11/25/2023		05:11	0-0	.000	0-0	.000	0-0	.000	0	0	0	1.3	0	0	0	0	0	0	0.8
UCLA	12/03/2023		07:39	0-0	.000	0-0	.000	0-0	.000	0	0	0	1.0	0	0	1	1	2	0	0.6
Totals		0	34:12	1-7	.143	0-5	.000	1-2	.500	3	2	5	1.0	2	1	2	3	3	3	0.6

Player Averages

Games Played	Minutes/game	Points/game	FG Pct	3FG Pct	FT Pct	Rebounds/game	Assists/game	Turnovers/game	Assist/Turnover ratio	Steals/game	Blocks/game
5	6.8	0.6	14.3	0.0	50.0	1.0	0.2	0.4	0.5	0.6	0.6

CAREER STATISTICS

				Field Goals		3-Point		F-Throws		Rebounds				Scoring						
SEASON	TEAM	GP-GS	MIN/AVG	FG-FGA	FG%	3FG-3FGA	3FG%	FT-FTA	FT%	OFF	DEF	TOT	AVG	PF-FO	A	TO	BLK	STL	PTS	AVG
2023-24	Ark	5-0	34/6.8	1-7	.143	0-5	.000	1-2	.500	3	2	5	1.0	2-0	1	2	3	3	3	0.6
TOTAL		5-0	34/6.8	1-7	.143	0-5	.000	1-2	.500	3	2	5	1.0	2-0	1	2	3	3	3	0.6



43 Makayla Daniels | Gr. | 5-8 | G | Frederick, Md. (Frederick HS)

DANIELS BENCHMARK STATS

Table with 4 columns: Stat, Value, Opponent, Date. Rows include Points (22 vs. Wisconsin), FG Made (7 vs. Wisconsin), 3FG Made (5 vs. Wisconsin), etc.

Table with 4 columns: Stat, Value, Opponent, Date. Rows include Points (34 vs. Creighton), FG Made (11 at Vanderbilt), 3FG Made (6 vs. Oral Roberts), etc.

Table with 4 columns: Stat, Value, Opponent, Date. Rows include Points (31 at Vanderbilt), FG Made (11 at Vanderbilt), 3FG Made (4 vs. No. 1/1 SC), etc.

Table with 7 columns: Stat, 19-20, 20-21, 21-22, 22-23, 23-24, Career. Rows include Double Figure Pts, Double Figure Rebs, 5+ Assists, etc.

* Most Recent

GAME NOTES

- Coming off 10 points, three rebounds, two assists and three steals vs. No. 2 UCLA
- Logged season-high 22 points w/ eight rebounds, three assists, two steals & one block vs. Wisconsin
- Named to the Fort Myers Tip-Off All-Tournament Team
- Broke career starts record at Arkansas with 131 and has tied the games played record (131)
- Among active SEC players, has the most assists (338), second most steals (207), third most points (1,562), which is also No. 9 all-time in school history, as well as 12th most rebounds (467) in career
- Earned a spot on the All-SEC Preseason Second Team (second straight year), as voted by the league's coaches
- Also seventh in 3FGM (194), 3FGA (560) & FTM (380), & eighth in steals & FTA (492) at Arkansas
- Logged 27 double-digit scoring games and 12 4+ assists contests last season
- Came up with the game-winning shot at the buzzer to defeat Vanderbilt, No. 1 on Sportscenter
- Only one of 14 in the country to start in every game available for with 100+ starts
- Has won more SEC games than any other player in Arkansas WBB history

FASTBREAK WITH MAKAYLA DANIELS

- Graduated college in three years
- Lived in Japan for seven years, as well as Arizona, North Carolina and Maryland, as both her parents served in the military
- Her parents come to every single game (live in Maryland) & have only missed a few over the past five years
- Played with Saylor Poffenbarger's brother in AAU for a little bit
- Wears #43 because 4+3=7 and 7 is her favorite number
- One of the most interesting things about her is she loves piercings

#43 DANIELS, Makayla

Table with 20 columns: Opponent, Date, GS, MIN, FG-FGA, PCT, 3FG-3FGA, PCT, FT-FTA, PCT, OFF DEF TOT AVG, PF, A, TO, BLK, STL, PTS, AVG. Rows include ULM, Murray St., Little Rock, at Arkansas St., Central Ark., vs Wisconsin, vs Marquette, at Florida St., UCLA, and Totals.

Player Averages

Table with 11 columns: Games Played, Minutes/game, Points/game, FG Pct, 3FG Pct, FT Pct, Rebounds/game, Assists/game, Turnovers/game, Assist/Turnover ratio, Steals/game, Blocks/game. Row for 9 games.

CAREER STATISTICS

Table with 19 columns: SEASON TEAM, GP-GS, MIN/AVG, Field Goals (FG-FGA, FG%), 3-Point (3FG-3FGA, 3FG%), F-Throws (FT-FTA, FT%), Rebounds (OFF, DEF, TOT, AVG), PF-FO, A, TO, BLK, STL, Scoring (PTS, AVG). Rows for 2019-20 to 2023-24 and a TOTAL row.



44 Maryn Archer | Fr. | 5-8 | G | Derby, Kan. (Derby HS)

ARCHER BENCHMARK STATS

N/A

SEASON HIGHS

CAREER HIGHS

SEC HIGHS

NOTABLES

N/A

N/A

Stat	23-24	Career
Double Figure Pts	-	-
Double Figure Rebs	-	-
Double-Doubles	-	-
5+ Assists	-	-
3+ Blocks	-	-
3+ Steals	-	-
Led Team in Pts	-	-
Led Team in Reb	-	-
20+ Points	-	-
30+ Points	-	-

* Most Recent

GAME NOTES

- Has not seen the court as a Hog
- Enrolled early in January
- Three-star prospect and ranked as No. 29 by Prep Girls and No. 75 by Blue Star
- Voted to the Run 4 Roses All-Tournament First Team after dropping 31 points on just 11 shots to lead SW Elite, her AAU team, to the championship game in Louisville
- Paced Derby HS in assists and steals during her junior season, finishing with 10.0 points, 3.5 re-bounds, 4.6 assists and 2.8 steals per game
- Played on two different high school teams, leading those squads to state during freshman and junior seasons
- Tabbed DerbyInformer.com Female Comeback Player of the Year

FASTBREAK WITH MARYN ARCHER

- Majoring in clinical psychology
- One of six siblings (second to youngest)
- Wears #44 because her brother (Braden) wore it in college (football player)
- Favorite memory of playing basketball is going up against her brothers in their driveway
- Ran the 400m and 4x400 relay in high school
- Favorite ice cream flavor: Oreo

Has not appeared in an Arkansas game during 2023-24 season

CAREER STATISTICS

Has not appeared in an Arkansas game



55 Emrie Ellis | Jr. | 6-3 | F | Vanoss, Okla. (Vanoss HS)

ELLIS BENCHMARK STATS

SEASON HIGHS	Points	6	at A-State	11-17-23	
	FG Made	2	at A-State	11-17-23	
	FG Att.	3	vs. Little Rock	11-14-23	
	3FG Made	2	at A-State	11-17-23	
	3FG Att.	2	at A-State	11-17-23	
	FT Made	2	vs. UCA	11-20-23	
	FT Att.	2	vs. UCA	11-20-23	
	Off. Reb.	1	vs. Wisconsin	11-24-23*	
	Def. Reb.	4	vs. Little Rock	11-14-23	
	Rebounds	4	vs. Little Rock	11-14-23	
CAREER HIGHS	Assists	1	at A-State	11-17-23	
	Blocks	3	at #15 FSU	11-30-23	
	Steals	N/A			
	Minutes	13	at A-State	11-17-23	
	Points	11	vs. Auburn	2-10-22	
	FG Made	4	vs. Auburn	2-10-22	
	FG Att.	7	vs. Auburn	2-10-22*	
	3FG Made	2	at A-State	11-17-23	
	3FG Att.	3	vs. 1/1 SC	1-17-22*	
	FT Made	3	vs. Auburn	2-10-22	
SEC HIGHS	FT Att.	4	vs. Auburn	2-10-22	
	Off. Reb.	3	at Vanderbilt	2-9-23*	
	Def. Reb.	5	at Missouri	2-13-22	
	Rebounds	8	at Missouri	2-13-22	
	Assists	2	at Vanderbilt	1-6-22*	
	Blocks	5	vs. UAPB	11-12-21	
	Steals	1	vs. Texas Tech	3-24-23*	
	Minutes	27	vs. Auburn	2-10-22	
	Stat	21-22	22-23	23-24	Career
	Double Figure Pts	1	-	-	1
NOTABLES	Double Figure Rebs	-	-	-	-
	Double-Doubles	-	-	-	-
	5+ Assists	-	-	-	-
	3+ Blocks	2	-	1	3
	3+ Steals	-	-	-	-
	Led Team in Pts	-	-	-	-
	Led Team in Reb	-	-	-	-
	20+ Points	-	-	-	-
	30+ Points	-	-	-	-
	Stat	21-22	22-23	23-24	Career
Double Figure Pts	1	-	-	1	
NOTABLES	Double Figure Rebs	-	-	-	-
	Double-Doubles	-	-	-	-
	5+ Assists	-	-	-	-
	3+ Blocks	2	-	1	3
	3+ Steals	-	-	-	-
	Led Team in Pts	-	-	-	-
	Led Team in Reb	-	-	-	-
	20+ Points	-	-	-	-
	30+ Points	-	-	-	-
	Stat	21-22	22-23	23-24	Career
Double Figure Pts	1	-	-	1	
NOTABLES	Double Figure Rebs	-	-	-	-
	Double-Doubles	-	-	-	-
	5+ Assists	-	-	-	-
	3+ Blocks	2	-	1	3
	3+ Steals	-	-	-	-
	Led Team in Pts	-	-	-	-
	Led Team in Reb	-	-	-	-
	20+ Points	-	-	-	-
	30+ Points	-	-	-	-
	Stat	21-22	22-23	23-24	Career
Double Figure Pts	1	-	-	1	
NOTABLES	Double Figure Rebs	-	-	-	-
	Double-Doubles	-	-	-	-
	5+ Assists	-	-	-	-
	3+ Blocks	2	-	1	3
	3+ Steals	-	-	-	-
	Led Team in Pts	-	-	-	-
	Led Team in Reb	-	-	-	-
	20+ Points	-	-	-	-
	30+ Points	-	-	-	-
	Stat	21-22	22-23	23-24	Career
Double Figure Pts	1	-	-	1	
NOTABLES	Double Figure Rebs	-	-	-	-
	Double-Doubles	-	-	-	-
	5+ Assists	-	-	-	-
	3+ Blocks	2	-	1	3
	3+ Steals	-	-	-	-
	Led Team in Pts	-	-	-	-
	Led Team in Reb	-	-	-	-
	20+ Points	-	-	-	-
	30+ Points	-	-	-	-
	Stat	21-22	22-23	23-24	Career
Double Figure Pts	1	-	-	1	
NOTABLES	Double Figure Rebs	-	-	-	-
	Double-Doubles	-	-	-	-
	5+ Assists	-	-	-	-
	3+ Blocks	2	-	1	3
	3+ Steals	-	-	-	-
	Led Team in Pts	-	-	-	-
	Led Team in Reb	-	-	-	-
	20+ Points	-	-	-	-
	30+ Points	-	-	-	-
	Stat	21-22	22-23	23-24	Career
Double Figure Pts	1	-	-	1	
NOTABLES	Double Figure Rebs	-	-	-	-
	Double-Doubles	-	-	-	-
	5+ Assists	-	-	-	-
	3+ Blocks	2	-	1	3
	3+ Steals	-	-	-	-
	Led Team in Pts	-	-	-	-
	Led Team in Reb	-	-	-	-
	20+ Points	-	-	-	-
	30+ Points	-	-	-	-
	Stat	21-22	22-23	23-24	Career
Double Figure Pts	1	-	-	1	
NOTABLES	Double Figure Rebs	-	-	-	-
	Double-Doubles	-	-	-	-
	5+ Assists	-	-	-	-
	3+ Blocks	2	-	1	3
	3+ Steals	-	-	-	-
	Led Team in Pts	-	-	-	-
	Led Team in Reb	-	-	-	-
	20+ Points	-	-	-	-
	30+ Points	-	-	-	-
	Stat	21-22	22-23	23-24	Career
Double Figure Pts	1	-	-	1	
NOTABLES	Double Figure Rebs	-	-	-	-
	Double-Doubles	-	-	-	-
	5+ Assists	-	-	-	-
	3+ Blocks	2	-	1	3
	3+ Steals	-	-	-	-
	Led Team in Pts	-	-	-	-
	Led Team in Reb	-	-	-	-
	20+ Points	-	-	-	-
	30+ Points	-	-	-	-
	Stat	21-22	22-23	23-24	Career
Double Figure Pts	1	-	-	1	
NOTABLES	Double Figure Rebs	-	-	-	-
	Double-Doubles	-	-	-	-
	5+ Assists	-	-	-	-
	3+ Blocks	2	-	1	3
	3+ Steals	-	-	-	-
	Led Team in Pts	-	-	-	-
	Led Team in Reb	-	-	-	-
	20+ Points	-	-	-	-
	30+ Points	-	-	-	-
	Stat	21-22	22-23	23-24	Career
Double Figure Pts	1	-	-	1	
NOTABLES	Double Figure Rebs	-	-	-	-
	Double-Doubles	-	-	-	-
	5+ Assists	-	-	-	-
	3+ Blocks	2	-	1	3
	3+ Steals	-	-	-	-
	Led Team in Pts	-	-	-	-
	Led Team in Reb	-	-	-	-
	20+ Points	-	-	-	-
	30+ Points	-	-	-	-
	Stat	21-22	22-23	23-24	Career
Double Figure Pts	1	-	-	1	
NOTABLES	Double Figure Rebs	-	-	-	-
	Double-Doubles	-	-	-	-
	5+ Assists	-	-	-	-
	3+ Blocks	2	-	1	3
	3+ Steals	-	-	-	-
	Led Team in Pts	-	-	-	-
	Led Team in Reb	-	-	-	-
	20+ Points	-	-	-	-
	30+ Points	-	-	-	-
	Stat	21-22	22-23	23-24	Career
Double Figure Pts	1	-	-	1	
NOTABLES	Double Figure Rebs	-	-	-	-
	Double-Doubles	-	-	-	-
	5+ Assists	-	-	-	-
	3+ Blocks	2	-	1	3
	3+ Steals	-	-	-	-
	Led Team in Pts	-	-	-	-
	Led Team in Reb	-	-	-	-
	20+ Points	-	-	-	-
	30+ Points	-	-	-	-
	Stat	21-22	22-23	23-24	Career
Double Figure Pts	1	-	-	1	
NOTABLES	Double Figure Rebs	-	-	-	-
	Double-Doubles	-	-	-	-
	5+ Assists	-	-	-	-
	3+ Blocks	2	-	1	3
	3+ Steals	-	-	-	-
	Led Team in Pts	-	-	-	-
	Led Team in Reb	-	-	-	-
	20+ Points	-	-	-	-
	30+ Points	-	-	-	-
	Stat	21-22	22-23	23-24	Career
Double Figure Pts	1	-	-	1	
NOTABLES	Double Figure Rebs	-	-	-	-
	Double-Doubles	-	-	-	-
	5+ Assists	-	-	-	-
	3+ Blocks	2	-	1	3
	3+ Steals	-	-	-	-
	Led Team in Pts	-	-	-	-
	Led Team in Reb	-	-	-	-
	20+ Points	-	-	-	-
	30+ Points	-	-	-	-
	Stat	21-22	22-23	23-24	Career
Double Figure Pts	1	-	-	1	
NOTABLES	Double Figure Rebs	-	-	-	-
	Double-Doubles	-	-	-	-
	5+ Assists	-	-	-	-
	3+ Blocks	2	-	1	3
	3+ Steals	-	-	-	-
	Led Team in Pts	-	-	-	-
	Led Team in Reb	-	-	-	-
	20+ Points	-	-	-	-
	30+ Points	-	-	-	-
	Stat	21-22	22-23	23-24	Career
Double Figure Pts	1	-	-	1	
NOTABLES	Double Figure Rebs	-	-	-	-
	Double-Doubles	-	-	-	-
	5+ Assists	-	-	-	-
	3+ Blocks	2	-	1	3
	3+ Steals	-	-	-	-
	Led Team in Pts	-	-	-	-
	Led Team in Reb	-	-	-	-
	20+ Points	-	-	-	-
	30+ Points	-	-	-	-
	Stat	21-22	22-23	23-24	Career
Double Figure Pts	1	-	-	1	
NOTABLES	Double Figure Rebs	-	-	-	-
	Double-Doubles	-	-	-	-
	5+ Assists	-	-	-	-
	3+ Blocks	2	-	1	3
	3+ Steals	-	-	-	-
	Led Team in Pts	-	-	-	-
	Led Team in Reb	-	-	-	-
	20+ Points	-	-	-	-
	30+ Points	-	-	-	-
	Stat	21-22	22-23	23-24	Career
Double Figure Pts	1	-	-	1	
NOTABLES	Double Figure Rebs	-	-	-	-
	Double-Doubles	-	-	-	-
	5+ Assists	-	-	-	-
	3+ Blocks	2	-	1	3
	3+ Steals	-	-	-	-
	Led Team in Pts	-	-	-	-
	Led Team in Reb	-	-	-	-
	20+ Points	-	-	-	-
	30+ Points	-	-	-	-
	Stat	21-22	22-23	23-24	Career
Double Figure Pts	1	-	-	1	
NOTABLES	Double Figure Rebs	-	-	-	-
	Double-Doubles	-	-	-	-
	5+ Assists	-	-	-	-
	3+ Blocks	2	-	1	3
	3+ Steals	-	-	-	-
	Led Team in Pts	-	-	-	-
	Led Team in Reb	-	-	-	-
	20+ Points	-	-	-	-
	30+ Points	-	-	-	-
	Stat	21-22	22-23	23-24	Career
Double Figure Pts	1	-	-	1	
NOTABLES	Double Figure Rebs	-	-	-	-
	Double-Doubles	-	-	-	-
	5+ Assists	-	-	-	-
	3+ Blocks	2	-	1	3
	3+ Steals	-	-	-	-
	Led Team in Pts	-	-	-	-
	Led Team in Reb	-	-	-	-
	20+ Points	-	-	-	-
	30+ Points	-	-	-	-
	Stat	21-22	22-23	23-24	Career
Double Figure Pts	1	-	-	1	
NOTABLES	Double Figure Rebs	-	-	-	-
	Double-Doubles	-	-	-	-
	5+ Assists	-	-	-	-
	3+ Blocks	2	-	1	3
	3+ Steals	-	-	-	-
	Led Team in Pts	-	-	-	-
	Led Team in Reb	-	-	-	-
	20+ Points	-	-	-	-
	30+ Points	-	-	-	-
	Stat	21-22	22-23	23-24	Career
Double Figure Pts	1	-	-	1	
NOTABLES	Double Figure Rebs	-	-	-	-
	Double-Doubles	-	-	-	-
	5+ Assists	-	-	-	-
	3+ Blocks	2	-	1	3
	3+ Steals	-	-	-	-
	Led Team in Pts	-	-	-	-
	Led Team in Reb	-	-	-	-
	20+ Points	-	-	-	-
	30+ Points	-	-	-	-
	Stat	21-22	22-23	23-24	Career
Double Figure Pts	1	-	-	1	
NOTABLES	Double Figure Rebs	-	-	-	-
	Double-Doubles	-	-	-	-
	5+ Assists	-	-	-	-
	3+ Blocks	2	-	1	3
	3+ Steals	-	-	-	-
	Led Team in Pts	-	-	-	-
	Led Team in Reb	-	-	-	-
	20+ Points	-	-	-	-
	30+ Points	-	-	-	-
	Stat	21-22	22-23	23-24	Career
Double Figure Pts	1	-	-	1	
NOTABLES	Double Figure Rebs	-	-	-	-
	Double-Doubles	-	-	-	-
	5+ Assists	-	-	-	-
	3+ Blocks	2	-	1	3
	3+ Steals	-	-	-	-
	Led Team in Pts	-	-	-	-
	Led Team in Reb	-	-	-	-
	20+ Points	-	-	-	-
	30+ Points	-	-	-	-
	Stat	21-22	22-23	23-24	Career
Double Figure Pts	1	-	-	1	
NOTABLES	Double Figure Rebs	-	-	-	-
	Double-Doubles	-	-	-	-
	5+ Assists	-	-	-	-
	3+ Blocks	2	-	1	3
	3+ Steals	-	-	-	-
	Led Team in Pts	-	-	-	-
	Led Team in Reb	-	-	-	-
	20+ Points	-	-	-	-
	30+ Points	-	-	-	-
	Stat	21-22	22-23	23-24	Career
Double Figure Pts	1	-	-	1	
NOTABLES	Double Figure Rebs	-	-	-	-
	Double-Doubles	-	-	-	-
	5+ Assists	-	-	-	-
	3+ Blocks	2	-	1	3
	3+ Steals	-	-	-	-
	Led Team in Pts	-	-	-	-
	Led Team in Reb	-	-	-	-
	20+ Points	-	-	-	-
	30+ Points	-	-	-	-
	Stat	21-22	22-23	23-24	Career
Double Figure Pts	1	-	-	1	
NOTABLES	Double Figure Rebs	-	-	-	-
	Double-Doubles	-	-	-	-
	5+ Assists	-	-	-	-
	3+ Blocks	2	-	1	3
	3+ Steals	-	-	-	-
	Led Team in Pts	-	-	-	-
	Led Team in Reb	-	-	-	-
	20+ Points	-	-	-	-
	30+ Points	-	-	-	-
	Stat	21-22	22-23	23-24	Career
Double Figure Pts	1	-	-	1	
NOTABLES	Double Figure Rebs	-	-	-	-
	Double-Doubles	-	-	-	-
	5+ Assists	-	-	-	-
	3+ Blocks	2	-	1	3
	3+ Steals	-	-	-	-
	Led Team in Pts	-	-		



Official Basketball Box Score - Final
ULM at Arkansas
11/07/23 Bud Walton Arena, Fayetteville
2023-24 Women's Basketball

Game Time: 7:00 PM
Game Duration: 2:02
Attendance: 2,630

Officials: Frank Steratore, Katie Lukanich, Kenya Kirkland

ULM - 76

Record: 0-1

NO. Name	Min	FG M-A	3P M-A	FT M-A	Rebounds OR DR TOT	Fouls PF FD	TP	AS	TO	ST	Blocks BS BA	+/-
11 Kyjal Miles	F 24:39	1-3	0-0	0-0	0 3 3	4 2	2	0	1	1	1	-2
37 Brianna Harris	F 28:14	2-11	0-2	1-1	1 4 5	4 1	5	0	3	0	0	-16
2 Daisha Bradford	G 34:18	6-22	2-8	0-0	1 7 8	4 1	14	5	3	1	0	-5
3 Jakayla Johnson	G 34:26	13-17	2-4	6-9	0 7 7	2 6	34	2	5	2	0	-2
22 Lauren Gross	G 31:55	3-7	1-5	0-0	0 8 8	4 1	7	0	1	2	0	-4
8 Sariah Wells	22:06	4-13	2-6	2-2	0 5 5	4 2	12	2	1	0	0	0
21 Katlyn Manuel	19:51	1-3	0-0	0-0	1 1 2	4 0	2	0	2	2	1	-3
14 Myca Trail	01:17	0-1	0-0	0-0	0 0 0	3 0	0	0	0	0	1	1
00 Olivia Knight	03:15	0-2	0-1	0-0	0 2 2	0 0	0	1	0	0	0	-2
Team					4 1 5		0	0				
Totals		30-79	7-26	9-12	7 38 45	29 13	76	10	16	8	2	6 -5

Technical Fouls: NONE

Shooting By Period			
1 st	FG%	6-22	27.3%
	3PT%	1-6	16.7%
	FT%	2-2	100%
2 nd	FG%	7-18	38.9%
	3PT%	2-7	28.6%
	FT%	1-1	100%
3 rd	FG%	8-17	47.1%
	3PT%	1-5	20.0%
	FT%	1-4	25%
4 th	FG%	9-22	40.9%
	3PT%	3-8	37.5%
	FT%	5-5	100%
GM	FG%	30-79	38.0%
	3PT%	7-26	26.9%
	FT%	9-12	75.0%

Arkansas - 81

Record: 1-0

NO. Name	Min	FG M-A	3P M-A	FT M-A	Rebounds OR DR TOT	Fouls PF FD	TP	AS	TO	ST	Blocks BS BA	+/-
30 Maryam Dauda	F 27:08	1-5	0-3	2-4	2 5 7	3 2	4	0	5	0	2	0 11
0 Taliah Scott	G 32:13	9-20	2-8	9-13	1 5 6	2 9	29	1	2	0	0	1 13
2 Samara Spencer	G 30:29	3-7	0-1	10-12	1 7 8	0 10	16	2	5	1	0	1 9
4 Saylor Poffenbarger	G 37:51	3-12	0-5	1-2	3 18 21	1 1	7	1	2	1	1	0 7
43 Makayla Daniels	G 33:27	7-11	3-5	0-0	2 0 2	4 3	17	1	0	2	0	0 0
23 Carly Keats	18:10	0-7	0-6	4-5	0 0 0	1 0	4	0	2	2	0	-6
13 Sasha Golorth	18:33	1-5	0-2	2-8	2 5 7	2 4	4	0	0	3	3	0 -6
10 Cristina Sánchez Cerqueira	02:09	0-2	0-0	0-0	1 1 2	0 0	0	0	0	0	0	-3
Team					1 3 4		0	0				
Totals		24-69	5-30	28-44	13 44 57	13 29	81	5	16	9	6	2 5

Technical Fouls: NONE

Shooting By Period			
1 st	FG%	5-15	33.3%
	3PT%	2-8	25.0%
	FT%	7-11	63.6%
2 nd	FG%	4-16	25.0%
	3PT%	0-5	0.0%
	FT%	4-10	40%
3 rd	FG%	8-20	40.0%
	3PT%	1-7	14.3%
	FT%	5-6	83.3%
4 th	FG%	7-18	38.9%
	3PT%	2-10	20.0%
	FT%	12-17	70.6%
GM	FG%	24-69	34.8%
	3PT%	5-30	16.7%
	FT%	28-44	63.6%

	ULM	ARK
Biggest lead	5 (1 st 6:05)	14 (4 th 5:42)
Best Scoring Run	8 (2 nd 3:27)	9 (1 st 2:00)
Lead Changes	6	
Times Tied	8	
Time with Lead	06:27	29:37

Points from	ULM	ARK
Turnovers	19	15
Paint	40	38
Second Chance	2	6
Fast Breaks	24	15
Bench	14	8

Period by Period Scoring	1st	2nd	3rd	4th	TOT
ULM	15	17	18	26	76
ARK	19	12	22	28	81

#SIDEBYSIDE



Official Basketball Box Score - Final
Murray St. at Arkansas
11/10/23 Bud Walton Arena, Fayetteville
2023-24 Women's Basketball

Game Time: 10:30 AM
Game Duration: 1:49
Attendance: 11,026

Officials: Puslani Spurlock-Welsh, Cameron Inouye, Kyle Galloway

Murray St. - 79

Record: 0-1

NO. Name	Min	FG M-A	3P M-A	FT M-A	Rebounds OR DR TOT	Fouls PF FD	TP	AS	TO	ST	Blocks BS BA	+/-
22 Hannah McKay	F 22:48	3-5	1-3	2-2	1 6 7	2 3	9	1	1	1	0	0 3
31 Katelyn Young	C 33:27	3-11	1-4	0-0	0 6 6	3 3	7	0	2	0	3	-5
3 Briley Pena	G 19:39	2-4	2-3	0-0	1 1 2	0 0	6	0	0	0	0	-2
11 Cayson Conner	G 14:41	2-3	1-1	0-0	2 2 4	1 1	5	0	2	0	4	0 10
21 Bri Sanders-Woods	G 24:47	3-10	1-6	2-4	1 1 2	3 2	9	3	4	2	0	-12
2 Haven Ford	24:34	3-12	3-9	0-0	1 7 7	4 0	9	3	1	2	0	1 5
5 Trinity White	07:53	0-0	0-0	0-0	0 1 1	3 0	0	0	2	0	0	0
14 Ava Learn	21:24	7-15	1-1	0-0	6 3 9	1 1	15	0	2	1	1	-3
23 Zoe Stewart	23:52	7-19	1-5	4-6	0 4 4	4 4	19	3	4	1	0	2 -8
25 Destiny Thomas	03:54	0-0	0-0	0-0	0 0 0	0 0	0	1	0	0	0	4
12 Jenna Walker	03:02	0-0	0-0	0-0	0 0 0	0 0	0	0	0	0	0	-7
Team					4 2 6		0	0				
Totals		30-79	11-32	8-12	15 33 48	21 14	79	13	16	11	4	8 -3

Technical Fouls: NONE

Shooting By Period			
1 st	FG%	8-22	36.4%
	3PT%	1-10	10.0%
	FT%	0-0	0%
2 nd	FG%	5-19	26.3%
	3PT%	1-6	16.7%
	FT%	3-4	75%
3 rd	FG%	9-23	39.1%
	3PT%	3-7	42.9%
	FT%	3-6	50%
4 th	FG%	8-15	53.3%
	3PT%	6-9	66.7%
	FT%	2-2	100%
GM	FG%	30-79	38.0%
	3PT%	11-32	34.4%
	FT%	8-12	66.7%

Arkansas - 82

Record: 2-0

NO. Name	Min	FG M-A	3P M-A	FT M-A	Rebounds OR DR TOT	Fouls PF FD	TP	AS	TO	ST	Blocks BS BA	+/-
30 Maryam Dauda	F 21:54	1-2	1-1	0-0	1 7 8	3 1	3	0	1	0	1	0 0
0 Taliah Scott	G 34:30	9-20	0-4	7-7	0 3 3	0 6	25	1	5	0	0	2 14
2 Samara Spencer	G 38:09	4-9	2-5	1-2	0 5 5	2 4	11	7	4	0	0	0 0
4 Saylor Poffenbarger	G 31:57	4-9	0-2	2-4	1 11 12	3 3	10	3	3	3	0	13
43 Makayla Daniels	G 30:30	6-12	1-5	2-2	1 6 6	4 5	15	1	1	0	0	1 12
13 Sasha Golorth	17:14	3-5	0-1	3-5	2 0 2	0 2	9	0	2	0	3	0 -1
34 Jenna Lawrence	08:20	0-3	0-2	0-0	0 1 1	0 0	0	0	1	1	1	0 6
23 Carly Keats	12:28	3-7	3-5	0-0	0 0 0	0 0	9	0	0	0	0	-14
10 Cristina Sánchez Cerqueira	04:58	0-1	0-0	0-0	2 2 2	0 0	0	1	0	0	0	-5
Team					3 0 3		0	1				
Totals		30-68	7-25	15-20	8 34 42	14 21	82	13	18	4	8	4 3

Technical Fouls: NONE

Shooting By Period			
1 st	FG%	5-19	26.3%
	3PT%	2-6	33.3%
	FT%	4-8	50%
2 nd	FG%	13-20	65.0%
	3PT%	3-9	33.3%
	FT%	2-2	100%
3 rd	FG%	8-16	50.0%
	3PT%	2-5	40.0%
	FT%	3-4	75%
4 th	FG%	4-13	30.8%
	3PT%	0-5	0.0%
	FT%	6-6	100%
GM	FG%	30-68	44.1%
	3PT%	7-25	28.0%
	FT%	15-20	75.0%

	MSU	ARK
Biggest lead	5 (1 st 2:02)	24 (3 rd 7:22)
Best Scoring Run	9 (3 rd 0:48)	11 (2 nd 6:43)
Lead Changes	3	
Times Tied	4	
Time with Lead	04:57	30:52

Points from	MSU	ARK
Turnovers	30	12
Paint	28	44
Second Chance	9	4
Fast Breaks	14	20
Bench	43	18

Period by Period Scoring	1st	2nd	3rd	4th	TOT
MSU	17	14	24	24	79
ARK	16	31	21	14	82



Official Basketball Box Score - Final
Little Rock at Arkansas
11/14/23 Bud Walton Arena, Fayetteville
2023-24 Women's Basketball

Game Time: 7:00 PM
Game Duration: 1:40
Attendance: 2,608

Officials: Michael McConnell, Talisa Green, Brenda Pantaja

Little Rock - 36

Record: 0-3

NO. Name	Min	FG M-A	3P M-A	FT M-A	Rebounds OR DR TOT	Fouls PF FD	TP	AS	TO	ST	Blocks BS BA	+/-
5 Jordan Holman	F 30:06	2-9	0-1	2-4	2 4 6	3 2	6	2	2	1	0	1 -36
11 Faith Lee	F 23:36	1-10	0-0	0-0	0 0 0	4 1	2	1	6	0	0	3 -32
2 Jayiah Harris-Smith	G 30:00	1-4	0-1	2-2	0 4 4	2 2	4	3	3	0	0	-31
3 Jayla Brooks	G 17:18	3-6	0-1	0-0	1 1 2	5 1	6	1	1	1	0	-18
10 Lamariyee Williams	G 30:13	1-6	0-0	0-0	1 2 3	4 0	2	3	4	0	0	-18
23 Annemarie Batista	28:45	5-14	3-10	0-0	2 3 5	2 0	13	0	0	0	2	-29
4 Sha'Nequa Henry	18:50	1-3	0-0	1-2	0 2 2	0 1	3	0	0	1	0	-14
24 Camryn James	07:42	0-2	0-0	0-0	2 1 3	2 0	0	1	2	0	0	-14
1 Mira Hanna	07:27	0-2	0-0	0-0	0 2 2	1 0	0	0	1	0	0	-13
8 Courtney Davis	06:04	0-1	0-0	0-0	0 3 3	0 0	0	0	1	0	0	-2
Team					3 3 6		0	0				
Totals		14-57	3-13	5-8	11 25 36	23 7	36	11	20	3	2	8 -41

Technical Fouls: NONE

Shooting By Period				
1 st	FG%	1-11	9.1%	
	3PT%	0-2	0.0%	
	FT%	2-2	100%	
2 nd	FG%	4-13	30.8%	
	3PT%	0-2	0.0%	
	FT%	2-4	50%	
3 rd	FG%	7-16	43.8%	
	3PT%	2-4	50.0%	
	FT%	0-0	0%	
4 th	FG%	2-17	11.8%	
	3PT%	1-5	20.0%	
	FT%	1-2	50%	
GM	FG%	14-57	24.6%	
	3PT%	3-13	23.1%	
	FT%	5-8	62.5%	

#SIDEBYSIDE



Official Basketball Box Score - Final
Central Ark. at Arkansas
11/20/23 Bud Walton Arena, Fayetteville
2023-24 Women's Basketball

Game Time: 7:00 PM
Game Duration: 1:46
Attendance: 4,194

Officials: Felicia Grinter, Salf Esho, Gina Cazantrani

Central Ark. - 67

Record: 2-2

NO.	Name	Min	FG	3P	FT	Rebounds	Fouls	TP	AS	TO	ST	Blocks	+/-
			M-A	M-A	M-A	OR DR TOT	PF FD					BS BA	
30	Kierra Prim	F 13:17	0-1	0-0	0-0	1 2 3	2 1 0	0	0	1	0	0	-20
42	Cheyenne Banks	F 26:38	1-3	0-0	3-4	4 5 9	3 4 5	0	1	0	0	0	-13
0	Jade Upshaw	G 24:34	6-13	4-9	0-0	0 0 0	3 1	16	3	2	1	0	-8
3	Randrea Wright	G 21:43	5-10	1-1	3-4	0 2 2	4 2 14	2	1	0	1	0	-8
22	Leah Mafua	G 21:39	3-8	0-3	1-1	0 2 2	5 2 7	2	2	2	1	0	-11
1	Kinley Fisher	26:50	4-8	3-6	0-0	2 2 4	1 0 11	2	5	1	0	0	-15
5	Bree Stephens	25:50	4-8	2-5	0-0	0 1 1	2 0 10	2	1	3	0	0	3
4	Cheyenne Kemp	14:05	0-3	0-1	2-2	0 2 2	2 2 2	1	2	0	0	0	-1
24	Jenna Rose Mafua	10:42	0-0	0-0	0-0	1 2 3	1 0 0	1	0	2	0	0	-1
12	Destine Duckworth	08:51	0-1	0-1	2-2	1 4 5	1 0 2	0	2	0	0	0	-7
32	Elizabeth Ablara	05:24	0-0	0-0	0-0	0 2 2	0 0 0	0	0	0	0	0	9
23	Kaidyn Beckwith	00:27	0-0	0-0	0-0	0 0 0	0 0 0	0	0	0	0	0	0
Team						1 1 2				0			
Totals			23-55	10-26	11-13	10 25 35	23 13	67	13	17	8	1	3 -14

Technical Fouls: NONE

Dead Ball Rebounds: 2, 0

Arkansas - 81

Record: 5-0

NO.	Name	Min	FG	3P	FT	Rebounds	Fouls	TP	AS	TO	ST	Blocks	+/-
			M-A	M-A	M-A	OR DR TOT	PF FD					BS BA	
30	Maryam Dauda	F 30:13	4-11	3-6	3-6	2 6 8	3 3 14	1	1	3	0	0	14
0	Taliah Scott	G 35:55	7-17	0-3	3-3	0 4 4	2 2 17	3	3	0	0	0	15
2	Samara Spencer	G 23:16	5-9	2-4	4-4	0 2 2	0 4 16	1	1	1	0	1	19
4	Saylor Poffenbarger	G 26:47	6-10	3-4	2-2	1 5 6	1 3 17	4	0	2	1	0	25
43	Makayla Daniels	G 32:54	3-6	1-4	4-7	2 1 3	3 7 11	4	3	2	0	0	22
13	Sasha Golorth	17:49	1-3	0-0	2-3	2 0 2	0 3 4	1	2	1	1	0	0
55	Emrie Ellis	09:47	0-0	0-0	2-2	1 1 2	1 1 2	0	0	0	1	0	0
10	Cristina Sánchez Cerqueira	06:27	0-0	0-0	0-0	0 0 0	0 0 0	0	1	0	0	0	0
23	Carly Keats	21:50	0-2	0-2	0-0	0 2 2	0 0 0	0	0	1	0	0	-16
34	Jenna Lawrence	05:02	0-1	0-1	0-0	1 0 1	1 0 0	0	0	0	0	0	-9
Team						2 0 2				0			
Totals			26-59	9-24	20-27	11 21 32	13 23	81	11	11	9	3	14

Technical Fouls: NONE

Dead Ball Rebounds: 4, 1

	UCA	ARK
Biggest lead	0 (1 st 10:00)	20 (2 nd 2:59)
Best Scoring Run	12 (2 nd 0:35)	9 (1 st 5:42)
Lead Changes	0	
Times Tied	1	
Time with Lead	00:00	38:57

Points from	UCA	ARK
Turnovers	12	20
Paint	24	24
Second Chance	9	14
Fast Breaks	9	9
Bench	25	6

Period by Period Scoring					
1st 2nd 3rd 4th TOT					
UCA	12	21	10	24	67
ARK	22	19	21	19	81



Official Basketball Box Score - Final
Wisconsin at Arkansas
11/24/23 Suncoast Credit Union Arena, Fort Myers, Fla.
2023-24 Women's Basketball

Game Time: 2:00 PM
Game Duration: 1:47
Attendance: 654

Officials: Talisa Green, Eric Baker, Ashlee Goode

Wisconsin - 62

Record: 3-2

NO.	Name	Min	FG	3P	FT	Rebounds	Fouls	TP	AS	TO	ST	Blocks	+/-
			M-A	M-A	M-A	OR DR TOT	PF FD					BS BA	
25	Serah Williams	F 36:13	2-7	0-2	5-7	1 8 9	1 6 9	1	5	1	1	2	-6
3	Brooke Schramek	G 25:49	2-8	1-4	1-2	0 2 2	4 1 6	2	3	0	0	2	-2
13	Ronnie Porter	G 38:40	3-15	2-5	0-0	2 8 10	3 1 8	1	2	5	1	1	-6
23	D'Yanis Jimenez	G 34:13	6-10	2-2	3-4	0 4 4	2 4 17	2	3	1	0	0	6
24	Natalie Leuzinger	G 22:16	4-6	1-2	0-0	1 3 2	5 0 9	0	1	0	0	0	-6
15	Sania Copeland	32:05	4-8	3-6	0-0	0 3 3	2 2 11	5	3	0	0	1	-8
11	Ana Guillen	09:47	1-2	0-1	0-0	0 0 0	1 0 2	1	0	0	1	0	3
12	Tessa Grady	00:56	0-0	0-0	0-0	0 1 1	0 0 0	0	1	0	0	0	2
Team						2 7 9				0			
Totals			22-56	9-22	9-13	6 34 40	18 14	62	12	18	7	3	-3

Technical Fouls: NONE

Shooting By Period			
1 st	FG%	6-16	37.5%
	3PT%	5-7	71.4%
	FT%	1-2	50%
2 nd	FG%	6-14	42.9%
	3PT%	2-5	40.0%
	FT%	0-0	0%
3 rd	FG%	6-17	35.3%
	3PT%	1-5	20.0%
	FT%	1-1	100%
4 th	FG%	4-9	44.4%
	3PT%	1-5	20.0%

GM FG%	22-56	39.3%
3PT%	9-22	40.9%
FT%	9-13	69.2%

Dead Ball Rebounds: 1, 0

Arkansas - 65

Record: 6-0

NO.	Name	Min	FG	3P	FT	Rebounds	Fouls	TP	AS	TO	ST	Blocks	+/-
			M-A	M-A	M-A	OR DR TOT	PF FD					BS BA	
30	Maryam Dauda	F 31:20	2-4	0-1	0-0	6 5 11	4 0 4	3	2	2	3	0	8
0	Taliah Scott	G 37:56	6-20	4-12	2-2	0 5 5	1 2 18	1	1	1	0	0	3
2	Samara Spencer	G 35:15	3-17	3-11	4-6	1 5 6	1 5 13	2	3	2	1	0	-2
4	Saylor Poffenbarger	G 32:28	2-8	0-4	0-4	3 7 10	1 3 4	2	1	3	1	1	7
43	Makayla Daniels	G 38:22	7-15	5-10	3-6	4 4 8	3 5 22	3	4	2	1	1	4
13	Sasha Golorth	06:42	0-4	0-2	0-0	0 0 0	0 1 1	0	0	0	0	0	-4
55	Emrie Ellis	09:30	0-0	0-0	0-0	1 0 1	2 1 0	0	1	0	0	0	-5
23	Carly Keats	08:27	1-2	0-1	2-2	1 1 2	1 1 4	0	0	0	0	0	4
Team						3 4 7				0			
Totals			21-70	12-41	11-20	19 31 50	14 18	65	11	14	10	6	3 3

Technical Fouls: NONE

GM FG%	21-70	30.0%
3PT%	12-41	29.3%
FT%	11-20	55.0%

Dead Ball Rebounds: 5, 0

	Wisc	Ark									
Biggest lead	10 (3 rd 9:40)	11 (4 th 4:46)	Points from Turnovers	Wisc	Ark	Period by Period Scoring					
Best Scoring Run	14 (2 nd 0:53)	11 (2 nd 4:15)	Paint	24	12		1st	2nd	3rd	4th	TOT
Lead Changes	5		Second Chance	9	19	Wisc	18	14	14	16	62
Times Tied	6		Fast Breaks	18	14						
Time with Lead	19:55	13:26	Bench	13	4	Ark	12	13	21	19	65



Official Basketball Box Score - Final
Marquette at Arkansas
11/25/23 Suncoast Credit Union Arena, Fort Myers, Fla.
2023-24 Women's Basketball

Game Time: 5:00 PM
Game Duration: 1:34
Attendance: 527

Officials: Jody Cantrell, Royce Bevis, Cara Sappie

Marquette - 74

Record: 6-1

NO.	Name	Min	FG	3P	FT	Rebounds	Fouls	TP	AS	TO	ST	Blocks	+/-
			M-A	M-A	M-A	OR DR TOT	PF FD					BS BA	
20	Frannie Hottinger	F 30:20	6-9	0-1	0-0	4 8 12	1 2 12	1	2	2	2	1	15
32	Liza Karlen	F 25:39	9-16	0-2	2-3	3 6 9	1 5 20	0	1	0	1	1	13
3	Rose Nkumu	G 31:15	5-7	2-3	2-2	0 1 1	2 4 14	7	0	3	0	0	15
12	Mackenzie Hare	G 26:51	3-11	1-6	2-2	0 5 5	3 1 9	1	2	0	0	3	15
23	Jordan King	G 21:17	4-12	1-5	0-0	0 2 2	3 2 9	1	2	0	0	0	16
11	Skylar Forbes	21:41	0-1	0-0	2-2	1 2 3	0 1 2	0	0	1	0	0	7
1	Lee Volker	22:23	1-5	0-1	2-2	1 2 3	1 1 4	2	1	2	1	0	12
4	Abbey Cracknell	12:23	2-3	0-1	0-0	0 3 3	2 0 4	1	1	0	0	0	-8
2	Bridget Ulberg	08:11	0-1	0-0	0-0	0 0 0	0 0 0	0	1	0	0	0	-5
Team						2 1 3				0			
Totals			30-65	4-19	10-11	11 30 41	13 16	74	14	8	9	3	16

Technical Fouls: NONE

Shooting By Period		
1st	FG%	10-19 52.6%
	3PT%	1-5 20.0%
	FT%	2-2 100%
2nd	FG%	9-14 64.3%
	3PT%	2-3 66.7%
	FT%	3-4 75%
3rd	FG%	6-18 33.3%
	3PT%	0-5 0.0%
	FT%	5-5 100%
4th	FG%	5-14 35.7%
	3PT%	1-6 16.7%
	FT%	0-0 0%
GM	FG%	30-65 46.2%
	3PT%	4-19 21.1%
	FT%	10-11 90.9%

Dead Ball Rebounds: 1, 0

Arkansas - 58

Record: 6-1

NO.	Name	Min	FG	3P	FT	Rebounds	Fouls	TP	AS	TO	ST	Blocks	+/-				
			M-A	M-A	M-A	OR	DR	TP	PF	FD		BS	BA				
30	Maryam Dauda	F 19:42	0-1	0-1	2-2	0	4	4	2	1	0	0	1	0			
0	Taliah Scott	G 35:09	6-14	2-7	7-8	0	3	3	3	4	21	0	2	0	-18		
2	Samara Spencer	G 32:44	2-8	1-3	3-5	0	2	2	1	4	8	3	3	1	2	-13	
4	Saylor Poffenbarger	G 23:55	5-11	3-7	0-0	1	6	7	1	0	13	2	1	0	2	-9	
43	Makayla Daniels	G 28:49	1-5	1-2	0-0	2	3	5	4	2	3	6	4	1	0	-14	
13	Sasha Golorth	14:16	0-5	0-1	0-0	0	2	2	2	0	0	0	0	0	1	-12	
55	Emrie Ellis	11:16	0-1	0-0	0-0	0	0	0	0	2	1	0	0	0	0	-21	
23	Carly Keats	15:47	3-6	3-5	0-0	0	0	0	1	0	9	0	2	0	0	-16	
10	Cristina Sánchez Cerqueira	09:02	1-3	0-1	0-0	1	0	1	0	1	2	0	3	0	0	5	
34	Jenna Lawrence	05:11	0-0	0-0	0-0	0	0	0	0	0	0	0	0	0	0	10	
20	Karley Johnson	04:09	0-0	0-0	0-0	0	2	2	0	0	0	0	0	1	0	8	
Team						4	2	6		0		0					
Totals			18-54	10-27	12-15	8	24	32	16	13	58	12	15	3	6	3	-16
													Technical Fouls: None				



Official Basketball Box Score - Final
UCLA at Arkansas
12/03/23 Bud Walton Arena, Fayetteville
2023-24 Women's Basketball

Game Time: 2:00 PM
Game Duration: 1:45
Attendance: 4,261

Officials: Michael McConnell, Angelica Suffren, Ikeyinwa Seales

UCLA - 61 Record: 7-0

NO.	Name	Min	FG		3P		FT		Rebounds			Fouls		TP	AS	TO	ST	Blocks			+/-
			M-A	M-A	M-A	M-A	OR	DR	TOT	PF	FD							BS	BA		
32	Angela Dugalic	F 22:41	4-11	1-4	0-0	0-0	6	3	9	3	1	9	5	5	1	1	1	1	1	7	
51	Lauren Betts	C 24:48	9-9	0-0	2-3	4	6	10	1	3	20	0	3	0	2	0	24				
1	Kiki Rice	G 33:59	5-11	2-5	0-0	0	8	8	2	2	12	5	4	2	2	1	14				
20	Charisma Osborne	G 33:16	2-7	2-6	2-2	0	8	8	3	0	8	6	4	0	0	0	14				
35	Camryn Brown	G 14:60	1-1	0-0	2-2	0	0	0	2	1	4	1	0	0	2	0	4				
23	Gabriela Jaquez	29:02	3-10	1-3	3-4	3	8	11	4	2	10	1	2	2	0	3	13				
3	Londynn Jones	22:07	4-14	2-8	2-2	0	2	2	3	3	12	0	1	1	0	1	3				
22	Christeen Iwuala	13:02	3-6	0-0	0-0	3	0	3	0	2	6	2	0	0	0	0	2				
33	Amanda Muse	04:36	0-0	0-0	0-0	0	0	0	0	0	0	0	1	0	0	0	-3				
43	Izzy Anstey	01:29	0-0	0-0	0-0	0	1	1	0	0	0	0	0	1	0	0	-3				
Team							3	1	4			0		2							
Totals			31-69	8-26	11-13	19	37	56	18	14	81	20	22	7	7	6	15				

Technical Fouls: NONE

Dead Ball Rebounds: 1, 1

Arkansas - 66 Record: 7-2

NO.	Name	Min	FG		3P		FT		Rebounds			Fouls		TP	AS	TO	ST	Blocks			+/-
			M-A	M-A	M-A	M-A	OR	DR	TOT	PF	FD							BS	BA		
30	Maryam Dauda	F 28:50	5-9	2-3	2-2	1	1	2	3	1	14	2	0	1	2	1	9				
0	Talish Scott	G 38:55	6-21	3-7	8-9	0	2	2	1	7	23	1	4	1	0	4	-12				
2	Samara Spencer	G 21:41	1-4	0-0	0-0	0	2	2	3	2	2	1	2	3	0	1	-20				
4	Saylor Poffenbarger	G 28:23	5-13	2-4	0-0	1	6	7	0	2	12	0	2	1	1	0	-22				
43	Makayla Daniels	G 33:00	3-10	1-5	3-6	1	2	3	3	5	10	2	1	3	0	0	-12				
23	Carly Keats	26:24	0-6	0-4	2-2	0	1	1	1	1	2	1	0	0	0	1	-1				
55	Emrie Ellis	11:29	1-1	1-1	0-0	0	1	1	1	0	3	0	0	0	2	0	-5				
10	Cristina Sanchez Cerqueira	03:39	0-0	0-0	0-0	0	1	1	2	0	0	0	0	0	0	0	-4				
34	Jenna Lawrence	07:39	0-0	0-0	0-0	0	0	0	0	0	0	0	1	2	1	0	10				
Team							5	2	7			0		2							
Totals			21-64	9-24	15-19	8	18	26	15	18	66	7	12	11	6	7	-15				

Technical Fouls: Coach 2nd 7:41

Dead Ball Rebounds: 1, 2

	UCLA	ARK	Points from	UCLA	ARK	Period by Period Scoring					
Biggest lead	30 (3 rd 0:35)	6 (1 st 8:39)	Turnovers	20	13		1st	2nd	3rd	4th	TOT
Best Scoring Run	15 (2 nd 4:56)	15 (4 th 4:00)	Paint	40	22	UCLA	20	30	22	9	81
Lead Changes	1		Second Chance	20	10		ARK	14	19	11	22
Times Tied	0		Fast Breaks	19	7						
Time with Lead	35:59	03:31	Bench	28	5						

TV/RADIO CHART

0		Taliah Scott Fr. G FR 5-8 Orange Park, Fla. St. Johns Country Day School Major: Psychology	<table><tr><th></th><th>GP-GS</th><th>PPG</th><th>RPG</th><th>APG</th><th>MPG</th></tr><tr><td>Season</td><td>9-9</td><td>23.2</td><td>3.9</td><td>1.2</td><td>35.3</td></tr><tr><td>Career</td><td>9-9</td><td>23.2</td><td>3.9</td><td>1.2</td><td>35.3</td></tr></table>		GP-GS	PPG	RPG	APG	MPG	Season	9-9	23.2	3.9	1.2	35.3	Career	9-9	23.2	3.9	1.2	35.3	<ul style="list-style-type: none">Coming off sixth 20-piece w/ 23 points vs. No. 2 UCLABack-to-back-to-back SEC Freshman of the WeekLogged 29 points vs. ULM, most by a freshman in their Arkansas debutLeads SEC in scoring, FTM (54), FTA (61) & FGM (69), & third in FT% (.885)In NCAA, second in total points (209), second in FTM, fourth in FGA, sixth in FTA, as well as seventh in PPG & FGMNo. 11 ranked 2023 player in the country and five-star prospectNamed McDonald's All-American and Florida Gatorade POY
	GP-GS	PPG	RPG	APG	MPG																	
Season	9-9	23.2	3.9	1.2	35.3																	
Career	9-9	23.2	3.9	1.2	35.3																	
2		Samara Spencer Jr. G 2L 5-7 Fort Lauderdale, Fla. St. Thomas Aquinas Major: Recreation & Sport Management	<table><tr><th></th><th>GP-GS</th><th>PPG</th><th>RPG</th><th>APG</th><th>MPG</th></tr><tr><td>Season</td><td>9-9</td><td>10.7</td><td>3.4</td><td>3.4</td><td>30.6</td></tr><tr><td>Career</td><td>77-73</td><td>13.1</td><td>3.7</td><td>3.6</td><td>32.0</td></tr></table>		GP-GS	PPG	RPG	APG	MPG	Season	9-9	10.7	3.4	3.4	30.6	Career	77-73	13.1	3.7	3.6	32.0	<ul style="list-style-type: none">Coming off two points, two rebounds & three steals vs. No. 2 UCLABecame 33rd member of 1K club at Arkansas w/ 15 points at FSUSixth in FT% (.794), eighth in minutes, 11th in FTM (27) & 13th in assists/gm (3.3) in the SECNo. 16 in career assists at Arkansas (280), 4th in SEC among active playersLeading returning scorer with 14.4 PPG and a team-leading 154 assistsNo. 7 most assists in a single season at Arkansas last seasonNamed 2022 SEC Freshman of the Year, first for Arkansas since 2009
	GP-GS	PPG	RPG	APG	MPG																	
Season	9-9	10.7	3.4	3.4	30.6																	
Career	77-73	13.1	3.7	3.6	32.0																	
4		Saylor Poffenbarger R-So. G 1L/TR 6-2 Middletown, Md. UConn Major: Communications	<table><tr><th></th><th>GP-GS</th><th>PPG</th><th>RPG</th><th>APG</th><th>MPG</th></tr><tr><td>Season</td><td>9-9</td><td>10.8</td><td>12.0</td><td>1.7</td><td>30.3</td></tr><tr><td>Career</td><td>58-46</td><td>7.2</td><td>6.3</td><td>1.8</td><td>25.8</td></tr></table>		GP-GS	PPG	RPG	APG	MPG	Season	9-9	10.8	12.0	1.7	30.3	Career	58-46	7.2	6.3	1.8	25.8	<ul style="list-style-type: none">Coming off 12 points and seven boards vs. No. 2 UCLABroke single-game record in rebounds w/ 23 at #15 FSU for second double-double of season w/ 13 points & also three blocksLeads SEC in defensive rebounds (9.9) & second in rebounds/gm, which is second & fourth in the NCAAAmong active SEC players, sits at No. 19 in career rebounds (363)Tabbed to All-SEC Freshman TeamBroke individual season defensive rebound record w/ 225 last yearFive-time SEC Freshman of the Week, which led the league
	GP-GS	PPG	RPG	APG	MPG																	
Season	9-9	10.8	12.0	1.7	30.3																	
Career	58-46	7.2	6.3	1.8	25.8																	
10		Cristina Sanchez Cerqueira Fr. F FR 6-1 Granada, Spain Segle XXI Major: Kinesiology	<table><tr><th></th><th>GP-GS</th><th>PPG</th><th>RPG</th><th>APG</th><th>MPG</th></tr><tr><td>Season</td><td>6-0</td><td>0.5</td><td>1.3</td><td>0.3</td><td>5.3</td></tr><tr><td>Career</td><td>6-0</td><td>0.5</td><td>1.3</td><td>0.3</td><td>5.3</td></tr></table>		GP-GS	PPG	RPG	APG	MPG	Season	6-0	0.5	1.3	0.3	5.3	Career	6-0	0.5	1.3	0.3	5.3	<ul style="list-style-type: none">Played 3.5 minutes and logged a board vs. No. 2 UCLAMade first collegiate field goal vs. MarquetteA member of the Spanish National TeamPlayed at FIBA U18 3x3 World Cup in Hungary and European Youth Olympic Festival 3x3 in SloveniaWith Segle XXI, played in 26 games during the 2022-23 season to average 6.4 points, 5.4 rebounds and 1.3 steals per game
	GP-GS	PPG	RPG	APG	MPG																	
Season	6-0	0.5	1.3	0.3	5.3																	
Career	6-0	0.5	1.3	0.3	5.3																	
13		Sasha Goforth R-Jr. G 1L/TR 6-1 Fayetteville, Ark. Oregon State Major: Human Development and Family Sciences	<table><tr><th></th><th>GP-GS</th><th>PPG</th><th>RPG</th><th>APG</th><th>MPG</th></tr><tr><td>Season</td><td>7-0</td><td>3.0</td><td>2.7</td><td>0.3</td><td>16.1</td></tr><tr><td>Career</td><td>59-52</td><td>10.5</td><td>4.1</td><td>1.4</td><td>27.1</td></tr></table>		GP-GS	PPG	RPG	APG	MPG	Season	7-0	3.0	2.7	0.3	16.1	Career	59-52	10.5	4.1	1.4	27.1	<ul style="list-style-type: none">Stepping away from basketball with no timetable of returnHer 79 career blocks at Arkansas is sixth most among active players in SECOnly Hog to start all 32 games in 2021-22, averaging 11.5 points, 4.8 rebounds and 2.1 blocks per gameHer 66 blocks were third most in school history, fourth in the SEC as a sophomoreAveraged 11.6 PPG & 3.6 RPG at Oregon State, All-Pac 12 Freshman Team
	GP-GS	PPG	RPG	APG	MPG																	
Season	7-0	3.0	2.7	0.3	16.1																	
Career	59-52	10.5	4.1	1.4	27.1																	
20		Karley Johnson So. G 1L 5-9 Mustang, Okla. Mustang Major: Family Science	<table><tr><th></th><th>GP-GS</th><th>PPG</th><th>RPG</th><th>APG</th><th>MPG</th></tr><tr><td>Season</td><td>2-0</td><td>0.5</td><td>2.0</td><td>0.0</td><td>7.1</td></tr><tr><td>Career</td><td>12-0</td><td>0.2</td><td>0.5</td><td>0.1</td><td>3.4</td></tr></table>		GP-GS	PPG	RPG	APG	MPG	Season	2-0	0.5	2.0	0.0	7.1	Career	12-0	0.2	0.5	0.1	3.4	<ul style="list-style-type: none">Played four minutes & grabbed two boards vs. Marquette in Fort MyersMade season debut vs. Little Rock, playing all 10 minutes of fourth quarter to log a point, two offensive rebounds and one stealAppeared in 10 games as a true freshmanTabbed a 2022 McDonald's All-American nomineeAs a senior at Mustang HS, averaged 12.3 points, 4.3 rebounds and 3.1 assists per game
	GP-GS	PPG	RPG	APG	MPG																	
Season	2-0	0.5	2.0	0.0	7.1																	
Career	12-0	0.2	0.5	0.1	3.4																	
21		Loren Lindsey So. G 1L 5-11 Fayetteville, Ark. Fayetteville Major: Finance	<table><tr><th></th><th>GP-GS</th><th>PPG</th><th>RPG</th><th>APG</th><th>MPG</th></tr><tr><td>Season</td><td>1-0</td><td>0.0</td><td>0.0</td><td>1.0</td><td>3.6</td></tr><tr><td>Career</td><td>10-0</td><td>0.0</td><td>0.1</td><td>0.1</td><td>2.0</td></tr></table>		GP-GS	PPG	RPG	APG	MPG	Season	1-0	0.0	0.0	1.0	3.6	Career	10-0	0.0	0.1	0.1	2.0	<ul style="list-style-type: none">Made season debut vs. Little Rock, finishing with her first career assistAppeared in nine games as a true freshmanMade collegiate debut against Central ArkansasTabbed to the All-Conference 6A West All-Defensive TeamNamed Northwest Arkansas Democrat Gazette Player of the WeekBorn and raised in Fayetteville and always wanted to be a Hog
	GP-GS	PPG	RPG	APG	MPG																	
Season	1-0	0.0	0.0	1.0	3.6																	
Career	10-0	0.0	0.1	0.1	2.0																	
23		Carly Keats So. G JUCO 5-8 Choctaw, Miss. Choctaw Major: Anthropology	<table><tr><th></th><th>GP-GS</th><th>PPG</th><th>RPG</th><th>APG</th><th>MPG</th></tr><tr><td>Season</td><td>9-0</td><td>5.3</td><td>1.2</td><td>0.2</td><td>15.5</td></tr><tr><td>Career</td><td>9-0</td><td>5.3</td><td>1.2</td><td>0.2</td><td>15.5</td></tr></table>		GP-GS	PPG	RPG	APG	MPG	Season	9-0	5.3	1.2	0.2	15.5	Career	9-0	5.3	1.2	0.2	15.5	<ul style="list-style-type: none">Played season-high 26.5 minutes off the bench vs. No. 2 UCLAShooting .316 from beyond the arc with 12 triples this yearDaggered four 3-pointers to finish with 14 points vs. Little RockJUCO transfer from Jones College, having led the team to its seventh straight region crown and ticket to NJCAA TournamentNamed to All-Region 23 Team at JCStarted in 28 games as a freshman at JC, finishing with 55 3-pointers
	GP-GS	PPG	RPG	APG	MPG																	
Season	9-0	5.3	1.2	0.2	15.5																	
Career	9-0	5.3	1.2	0.2	15.5																	
30		Maryam Dauda R-So. F 1L 6-4 Bentonville, Ark. Bentonville Major: International Business	<table><tr><th></th><th>GP-GS</th><th>PPG</th><th>RPG</th><th>APG</th><th>MPG</th></tr><tr><td>Season</td><td>9-9</td><td>8.1</td><td>6.9</td><td>1.0</td><td>26.4</td></tr><tr><td>Career</td><td>44-9</td><td>4.5</td><td>3.5</td><td>0.7</td><td>14.2</td></tr></table>		GP-GS	PPG	RPG	APG	MPG	Season	9-9	8.1	6.9	1.0	26.4	Career	44-9	4.5	3.5	0.7	14.2	<ul style="list-style-type: none">Logged 14 points, two boards & two blocks vs. No. 2 UCLARegistered four points & career-high 11 boards vs. WisconsinIn SEC, eighth in blocks/gm (1.4), 13th in def. rebounds/gm (4.8) & 19th in reboundsAppeared in 35 games off the bench, first year back from ACL injury13th-ranked player, five-star prospect and top post player in the ESPN HoopGurlz 2021 recruiting classSat out her first year at Arkansas to fully recover from injury
	GP-GS	PPG	RPG	APG	MPG																	
Season	9-9	8.1	6.9	1.0	26.4																	
Career	44-9	4.5	3.5	0.7	14.2																	
34		Jenna Lawrence Fr. F FR 6-3 Farmington, Ark. Farmington Major: Human Nutrition	<table><tr><th></th><th>GP-GS</th><th>PPG</th><th>RPG</th><th>APG</th><th>MPG</th></tr><tr><td>Season</td><td>5-0</td><td>0.6</td><td>1.0</td><td>0.2</td><td>6.8</td></tr><tr><td>Career</td><td>5-0</td><td>0.6</td><td>1.0</td><td>0.2</td><td>6.8</td></tr></table>		GP-GS	PPG	RPG	APG	MPG	Season	5-0	0.6	1.0	0.2	6.8	Career	5-0	0.6	1.0	0.2	6.8	<ul style="list-style-type: none">Played nearly eight minutes & led team with a +10 +/- vs. No. 2 UCLALogged first collegiate points vs. LR, finishing with three points, three rebounds and one blockFour-star prospect, No. 61 player in the countryProven winner, coming off 4A girls state championship and was MVPAveraged 18.7 points, 7.1 rebounds and 1.5 blocks per game with 99 3-pointers made as a seniorEclipsed 2,000 points and 1,000 rebounds in high school career
	GP-GS	PPG	RPG	APG	MPG																	
Season	5-0	0.6	1.0	0.2	6.8																	
Career	5-0	0.6	1.0	0.2	6.8																	
43		Makayla Daniels Gr. G 4L 5-8 Frederick, Md. Frederick Major: Recreation & Sport Management	<table><tr><th></th><th>GP-GS</th><th>PPG</th><th>RPG</th><th>APG</th><th>MPG</th></tr><tr><td>Season</td><td>9-9</td><td>11.0</td><td>4.7</td><td>2.7</td><td>31.9</td></tr><tr><td>Career</td><td>131-131</td><td>11.9</td><td>3.6</td><td>2.6</td><td>28.7</td></tr></table>		GP-GS	PPG	RPG	APG	MPG	Season	9-9	11.0	4.7	2.7	31.9	Career	131-131	11.9	3.6	2.6	28.7	<ul style="list-style-type: none">Recorded 10 points, three boards, two assists & three steals vs. No. 2 UCLAMade Fort Myers Tip-Off All-Tournament Team, logging 22 points, eight rebounds, three assists, two steals & one block vs. WisconsinEarned spot on All-SEC Preseason Second TeamSits at No. 9 on the all-time scoring list (1,562) & broke starts recordMost assists (338) & second most steals (207), third most points & 12th most rebounds (467) among active SEC players in their careerStarted in every game since freshman yearWinner of more SEC games than any other Razorback WBB player
	GP-GS	PPG	RPG	APG	MPG																	
Season	9-9	11.0	4.7	2.7	31.9																	
Career	131-131	11.9	3.6	2.6	28.7																	
44		Maryn Archer Fr. G FR 5-7 Derby, Kan. Derby Major: Sociology	<table><tr><th></th><th>GP-GS</th><th>PPG</th><th>RPG</th><th>APG</th><th>MPG</th></tr><tr><td>Season</td><td>N/A</td><td>N/A</td><td>N/A</td><td>N/A</td><td>N/A</td></tr><tr><td>Career</td><td>N/A</td><td>N/A</td><td>N/A</td><td>N/A</td><td>N/A</td></tr></table>		GP-GS	PPG	RPG	APG	MPG	Season	N/A	N/A	N/A	N/A	N/A	Career	N/A	N/A	N/A	N/A	N/A	<ul style="list-style-type: none">Has not made an appearance in a gameEnrolled early in JanuaryThree-star prospect out of high schoolVoted Run 4 Roses All-Tournament First Team after 31-point performance on just 11 shots in championship gamePaced Derby HS in assists and steals during junior yearPlayed on two different high school teams, leading both to state
	GP-GS	PPG	RPG	APG	MPG																	
Season	N/A	N/A	N/A	N/A	N/A																	
Career	N/A	N/A	N/A	N/A	N/A																	
55		Emrie Ellis Jr. F 2L 6-3 Vanoss, Okla. Vanoss Major: Human Resources	<table><tr><th></th><th>GP-GS</th><th>PPG</th><th>RPG</th><th>APG</th><th>MPG</th></tr><tr><td>Season</td><td>7-0</td><td>1.9</td><td>1.4</td><td>0.1</td><td>10.4</td></tr><tr><td>Career</td><td>62-0</td><td>1.9</td><td>1.6</td><td>0.3</td><td>9.4</td></tr></table>		GP-GS	PPG	RPG	APG	MPG	Season	7-0	1.9	1.4	0.1	10.4	Career	62-0	1.9	1.6	0.3	9.4	<ul style="list-style-type: none">Has logged five blocks in last two games with two vs. No. 2 UCLASplashed two big 3-pointers for six points w/ +20 efficiency at A-StateMade return after injury vs. LR, logging two points and four boardsPlayed 28 games off the bench last seasonScored in nine games in 2022-23Her five blocks vs. UAPB was most by a freshman Hog since 2014No. 48 overall recruit in ASGR's 2021 recruiting rankings
	GP-GS	PPG	RPG	APG	MPG																	
Season	7-0	1.9	1.4	0.1	10.4																	
Career	62-0	1.9	1.6	0.3	9.4																	
HC		Mike Neighbors Seventh season, 11th overall Alma Mater: Arkansas '93	Career: 225-120 (11th) AR: 127-79 (7) <ul style="list-style-type: none">Most wins as a P5 coach with 10 years of experience or lessHas led Arkansas to winning seasons and postseasons five straight yearsArkansas alum	AHC Seventh season																		
				AC Seventh season																		
				 Fifth season																		



Taliah Scott
Fr. | 5-9 | G
Orange Park, Fla.



Samara Spencer
Jr. | 5-7 | G
Fort Lauderdale, Fla.



Saylor Poffenbarger
R-So. | 6-2 | G
Middletown, Md.



Bea Franklin
Gr. | 5-10 | G
Seattle, Wash.



Cristina Sánchez Cerqueira
Fr. | 6-1 | G
Granada, Spain



Sasha Goforth
R-Jr. | 6-1 | G
Fayetteville, Ark.



Karley Johnson
So. | 5-9 | G
Mustang, Okla.



Loren Lindsey
So. | 5-11 | G
Fayetteville, Ark.



Carly Keats
So. | 5-8 | G
Choctaw, Miss.



Maryam Dauda
R-So. | 6-4 | F
Bentonville, Ark.



Jenna Lawrence
Fr. | 6-3 | F
Farmington, Ark.



Makayla Daniels
Gr. | 5-9 | G
Frederick, Md.



Maryn Archer
Fr. | 5-7 | G
Derby, Kan.



Emrie Ellis
Jr. | 6-3 | F
Vanoss, Okla.



Mike Neighbors
Head Coach
Seventh Season



Todd Schaefer
Associate Head Coach
Seventh Season



Pauline Love
Assistant Coach
Seventh Season




Lacey Goldwire
Assistant Coach
Fifth Season



Amber Shirey
Director of Operations
36 - Social | @RazorbackWBB




Jayci Stone
Director of SA Development



Evan Johnston
Special Assistant to HC/Dir. of Video



Simone Rush
Head Athletic Trainer



Tyler Beckman
S&C Coach