



# RAZORBACKS®

## 2023-24 Women's Basketball Game Notes

Kylie Magar | Assistant Director, Communications  
E: kmagar@uark.edu | ArkansasRazorbacks.com

### 2023-24 SCHEDULE

Date	Opponent	Time	TV/RESULT
Nov. 7	ULM	7 PM	W, 81-76
Nov. 10	Murray State	10:30 AM	W, 82-79
Nov. 14	Little Rock	7 PM	W, 77-36
Nov. 17	at Arkansas State	7 PM	W, 82-67
Nov. 20	Central Arkansas	7 PM	W, 81-66
Nov. 24	Wisconsin\$	1 PM	W, 65-62
Nov. 25	Marquette\$	4 PM	L, 74-58
Nov. 30	at No. 15 Florida State~	6 PM	W, 71-58
Dec. 3	No. 2 UCLA	2 PM	L, 81-66
Dec. 7	Louisiana Tech	7 PM	W, 100-60
Dec. 10	UAPB	1 PM	SECN
Dec. 16	Samford!	12:30 PM	SECN+
Dec. 20	Illinois#	10 AM	FloHoops
Dec. 21	UIC#	10 AM	FloHoops
Dec. 31	Incarinate Word	1 PM	SECN+
Jan. 4	at Kentucky*	6 PM	SECN+
Jan. 7	Georgia*	1 PM	SECN
Jan. 11	Mississippi State*	8 PM	SECN
Jan. 14	at Alabama*	2 PM	SECN
Jan. 21	at LSU*	4 PM	ESPN
Jan. 25	Kentucky*	7 PM	SECN+
Jan. 28	at Missouri*	2 PM	SECN+
Feb. 1	Alabama*	8 PM	SECN
Feb. 4	Auburn*	5 PM	SECN
Feb. 8	at Florida*	5 PM	SECN+
Feb. 12	at Tennessee*	6 PM	SECN
Feb. 18	Missouri*	3 PM	SECN
Feb. 22	at Texas A&M*	7 PM	SECN+
Feb. 25	Vanderbilt*	2 PM	SECN+
Feb. 29	South Carolina*	8 PM	SECN
March 3	at Ole Miss*	3 PM	SECN

March 6-9 SEC Tournament (Greenville, S.C.)

\*-SEC Contest

\$ - Elevance Health Women's Fort Myers Tip-Off (Fort Myers, Fla.)

~ SEC/ACC Challenge (Tallahassee, Fla.)

! - Played in Simmons Bank Arena (North Little Rock, Ark.)

# - West Palm Beach Classic (West Palm Beach, Fla.)

All Times CT

### 11 ARKANSAS VS. UAPB | BUD WALTON ARENA | SUNDAY, DEC. 10 AT 1 PM | SECN

Arkansas  
Razorbacks



UAPB  
Golden Lions

Record ..... 8-2  
Conference Record..... N/A  
AP Poll ..... RV (18)  
USA Today Coaches Poll..... RV (3)  
Head Coach ..... Mike Neighbors  
HC Record at UofA (Yrs)..... 128-79 (seventh season)  
HC Career Record (Yrs)..... 226-120 (11th season)  
Neighbors' Record vs. UAPB ..... 3-0

Record ..... 3-7  
Conference Record..... N/A (SWAC)  
AP Poll ..... N/A  
USA Today Coaches Poll..... N/A  
Head Coach ..... Dawn Thornton  
HC Record at UAPB (Yrs) ..... 40-80 (fifth season)  
HC Career Record (Yrs) ..... 88-150 (ninth season)  
Thornton's Record vs. UofA ..... 0-3

### Last Starting Five



#### #43 MAKAYLA DANIELS

Gr. | G | 5-8 | Frederick, Md.

PPG	RPG	APG	MPG
11.1	4.8	3.1	31.3



#### #2 SAMARA SPENCER

Jr. | G | 5-7 | Fort Lauderdale, Fla.

PPG	RPG	APG	MPG
11.6	3.9	3.6	30.5



#### #0 TALIAH SCOTT

Fr. | G | 5-9 | Orange Park, Fla.

PPG	RPG	APG	MPG
23.8	3.7	1.2	34.8



#### #4 SAYLOR POFFENBARGER

R-So. | G | 6-2 | Middletown, Md.

PPG	RPG	APG	MPG
10.9	11.9	1.7	29.5



#### #30 MARYAM DAUDA

R-So. | F | 6-2 | Bentonville, Ark.

PPG	RPG	APG	MPG
8.2	6.5	0.9	25.5

#### SNAPSHOT:

- Logged 12 points, six rebounds, seven assists and three steals vs. LA Tech

- Tied No. 8 (1,574) on all-time scoring list at Arkansas, and the top scoring point guard in school history

- Career active SEC leaders: 1st in assists (345), 2nd in steals (210), 3rd in points & 12th in rebounds (473)

- SEC Preseason Second Team selection

#### SNAPSHOT:

- Coming off a near triple-double vs. LA Tech w/ 20 points, eight rebounds and six assists

- Her 20 points marked a season-high

- Surpassed 1,000 points at #15 Florida State, becoming 33rd member of 1K club at Arkansas

- No. 15 in career assists with 286 (No. 4 in SEC)

#### SNAPSHOT:

- Efficient from field vs. LA Tech with game-high 29 points (12-of-16 FG, 5-of-8 3-PT), and a +40 +/-

- Three-time SEC Freshman of the Week

- Leads SEC in scoring, FT makes & FGA, & second in total points & fifth in PPG in NCAA

- McDonald's All-American and No. 11 recruit in class

#### SNAPSHOT:

- Logged third double-double w/ 12 points & 11 rebounds and five steals vs. LA Tech

- Broke school record for individual game rebounds with 23 at #15 FSU, with 22 being the previous record since 1988, along with 13 points

- Her 23 rebounds is most by any NCAA player this season

- Leads SEC in defensive rebounds (9.8) and rebounds, which is second & fifth in the NCAA

#### SNAPSHOT:

- Had nine points off 3-of-4 from field w/ three boards and two blocks in 17.5 minutes vs. LA Tech

- Has been big defensively for the Hogs

- No. 6 in blocks (1.5) in the SEC w/ her 15 total blocks being the 37th most in the NCAA

- Last year was her first off an ACL injury

### FOLLOW, WATCH & LISTEN



@RAZORBACKWBB

TV: SECN


On the Call: Brenda Vanlengen and Aja Ellison

Razorback Sports Network from Learfield (Radio)

Phil Elson - <http://143.223.155.160/audio>

Yayetteville - KQSM-FM-92.1 /// KYNG-AM - 1590\*

Fort Smith - KFPW-AM-1230 /// KHGG-AM-1580



## 2023-24 NOTES

### NEIGHBORHOOD WATCH

■ The Hogs are coming off an 100-60 win over LA Tech, surpassing the century mark in points for the first time since Jan. 5, 2023 (vs. Florida), while shooting over 50 percent from the field at 55.4 percent for the first time since Nov. 20, 2022 (at Little Rock)

■ Arkansas hosts its last of four in-state opponents, as Arkansas- Pine Bluff comes to town on Sunday. This will mark the fourth consecutive year these two in-state schools have faced one another

■ UAPB is one of Arkansas' toughest test of all the in-state matchups. Arkansas is 15-0 since the ban of playing other in-state schools was lifted (2019-20)

■ The Hogs have commenced the season 8-2 with five more non-conference games to go. This marks the 28th time Arkansas has began a season with eight wins through the first 10 games

■ Arkansas has won eight of their last nine games at home, stretching from last year (with win over Texas A&M on Feb. 26, 2023)

■ A win over UAPB will mark four straight over the Golden Lions and 16 straight since the ban against playing Arkansas schools was elevated (after a 40+ year ban)

■ Freshman **Taliah Scott** is coming off four-straight 20-point performances to continue to be the only player in the SEC to average 20.0+ points per game. She leads the team and the SEC with 23.8 PPG and is just second in the NCAA in total points with 238, just trailing **Caitlin Clark**, and fifth in the country in points per game

■ **Saylor Poffenbarger** broke the school record for individual game rebounds last week, pulling down 23 against Florida State. Those 23 boards is the most pulled down by a men's or women's player in NCAA DI and DII this season. **Poffenbarger** also leads the league in defensive rebounds (9.8) and rebounds (11.9), with those averages sitting second and fifth in the country

■ **Poffenbarger** is tied for a team's most steals with **Makayla Daniels** with 18, while **Maryam Dauda** paces the team with 15 total blocks

■ **Samara Spencer** leads the team with 36 assists. Her 286 career assists is No. 15 on the career list

■ **Daniels** is now the highest scoring point guard in school history with 1,574 points, which is tied for the eighth most in school history, while holding a program's most starts (132) and most games played (132). **Daniels** was selected on the All-SEC Preseason Second Team, as chosen by the league's coaches

■ Arkansas is one of two schools in the SEC to have finished in the top 50 in NET/RPI rankings in the past four years (South Carolina the other), and one of three in the SEC to qualify for the past five consecutive postseason tournaments (SC and Tennessee the others, including 2020 when the tournament was cancelled due to COVID-19)

■ Coach **Neighbors** returns three starters from the 2022-23 team, seven total returners, while bringing in the No. 17 ranked recruiting class, according to ESPN

■ **Scott** comes to Fayetteville as a five-star prospect, No. 11 in the country, logging 36.2 points, 9.2 rebounds, 4.8 assists and 3.0 steals per game during her senior year of high school. Fellow freshman **Jenna Lawrence** was a four-star recruit, No. 61 recruit in the country, out of Farmington High School down the road, who won the 2023 4A Girls State Championship.

**Maryn Archer** was a January enrollee and three-star player out of Kansas, while JUCO transfer **Carly Keats** and Spanish National Team member **Cristina Sanchez Cerqueira** make up one of the most talented recruiting classes Arkansas has seen

### SCOUTING UAPB

#### ABOUT THE GOLDEN LIONS

■ UAPB has started the season 3-7, but have played four other Power 5 schools, with Arkansas being its fifth of the season

■ The Golden Lions were picked to finish third in the SWAC Preseason Poll with four first-place votes. UAPB finished 14-17 with a 10-8 league mark last season to finish in sixth

■ **Coriah Beck** was chosen to the Preseason All-SWAC First Team, while **Maori Davenport** was on Preseason All-SWAC Second Team. **Beck** led the team last season with 11.5 points per game and 76 assists, while **Davenport** paced the Golden Lions with 6.5 rebounds per game and 45 total blocks

■ This season, **Zaay Green** who is coming off injury, is lighting 19.8 points per game, 7.3 rebounds per game, as well as 64 assists and 17 steals

■ **Davenport** has led the team with 11 blocks

#### ABOUT THE HEAD COACH

■ **Dawn Thornton** is in her fifth season at UAPB, as she continues to turn the team around

■ She is in her ninth year in her collegiate career, coming to Pine Bluff after three years at Prairie View and one at Shorter

■ **Thornton** played for Jackson State for two years, helping the Lady Tigers to a SWAC Regular Season Co-Championship during her junior and senior seasons

#### SERIES HISTORY OF UAPB VS. ARKANSAS

■ Arkansas leads UAPB 3-0 in the series

■ The Hogs are 2-0 in Fayetteville and 1-0 in Pine Bluff with the first contest between these two being on Dec. 21, 2020, which resulted in an 86-52 win for Arkansas

■ This game marks the fourth straight year Arkansas and UAPB will go head-to-head

■ Arkansas defeated UAPB in a hostile, sold-out environment to open last season's play, 70-50. **Samara Spencer** tied for a team's most points with 15, while **Makayla Daniels** had six rebounds

### BENCHMARK PERFORMANCES

10+ POINTS	19-20	20-21	21-22	22-23	23-24	TOT
Taliah Scott	-	-	-	-	10	10
Makayla Daniels	12	19	19	27	7	84
Saylor Poffenbarger	-	-	-	13	7	20
Samara Spencer	-	-	20	27	6	53
Maryam Dauda	-	-	-	4	4	8
Carly Keats	-	-	-	-	1	1
Jenna Lawrence	-	-	-	-	1	1
Sasha Goforth	-	12	21	-	-	33
Emrie Ellis	-	-	1	0	-	1

20+ POINTS	19-20	20-21	21-22	22-23	23-24	TOT
Taliah Scott	-	-	-	-	7	7
Makayla Daniels	2	1	5	5	1	14
Samara Spencer	-	-	3	8	1	12
Sasha Goforth	-	2	1	-	-	3
Saylor Poffenbarger	-	-	-	2	-	2

30+ POINTS	19-20	20-21	21-22	22-23	23-24	TOT
Taliah Scott	-	-	-	-	1	1
Makayla Daniels	0	0	2	1	-	3
Samara Spencer	-	-	0	1	-	1

5+ 3-POINTERS	19-20	20-21	21-22	22-23	23-24	TOT
Makayla Daniels	1	0	1	0	1	3
Taliah Scott	-	-	-	-	1	1
Samara Spencer	-	-	1	2	-	3
Sasha Goforth	-	1	0	-	-	1

50+ FG% (8 FGA)	19-20	20-21	21-22	22-23	23-24	TOT
Makayla Daniels	4	3	9	4	2	22
Taliah Scott	-	-	-	-	3	3
Samara Spencer	-	-	8	8	2	18
Maryam Dauda	-	-	-	0	2	2
Saylor Poffenbarger	-	-	-	5	1	6
Sasha Goforth	-	5	7	-	-	12

10+ REBOUNDS	19-20	20-21	21-22	22-23	23-24	TOT
Saylor Poffenbarger	-	-	-	9	6	15
Maryam Dauda	-	-	-	0	1	1
Sasha Goforth	-	1	3	-	-	4
Makayla Daniels	0	0	1	0	-	1

20+ REBOUNDS	19-20	20-21	21-22	22-23	23-24	TOT
Saylor Poffenbarger	-	-	-	-	2	2

5+ ASSISTS	19-20	20-21	21-22	22-23	23-24	TOT
Samara Spencer	-	-	5	13	4	22
Makayla Daniels	3	2	6	4	2	18
Saylor Poffenbarger	-	-	-	6	-	6
Sasha Goforth	-	1	0	-	-	1

3+ BLOCKS	19-20	20-21	21-22	22-23	23-24	TOT
Sasha Goforth	-	1	11	-	3	15
Saylor Poffenbarger	-	-	-	3	2	5
Emrie Ellis	-	-	2	0	1	3
Maryam Dauda	-	-	-	1	1	2

3+ STEALS	19-20	20-21	21-22	22-23	23-24	TOT
Saylor Poffenbarger	-	-	-	0	3	3
Makayla Daniels	5	4	1	10	2	22
Samara Spencer	-	-	2	5	1	8
Sasha Goforth	-	1	2	-	1	4
Maryam Dauda	-	-	-	0	1	1

DOUBLE-DOUBLES	19-20	20-21	21-22	22-23	23-24	TOT
Saylor Poffenbarger	-	-	-	4	3	7
Sasha Goforth	-	1	3	-	-	4
Samara Spencer	-	-	0	2	-	2
Makayla Daniels	0	0	1	0	-	1

### Stat Comparison

UA	UAPB
76.3	77.7
66.0	75.0
.393	.442
.374	.412
.320	.291
9.7	6.2
.701	.617
41.9	39.5
11.7	17.2
12.9	14.2
+3.0	+3.1
7.4	9.4
5.7	3.8

## 2023-24 SOUTHEASTERN CONFERENCE STANDINGS

CONFERENCE STANDINGS												
	CONFERENCE				OVERALL					Streak	vs. T10	vs. T25
	W-L	Pct.	H	A	W-L	Pct.	H	A	N			
South Carolina	0-0	.000	0-0	0-0	8-0	1.000	5-0	2-0	1-0	W8	1-0	3-0
Vanderbilt	0-0	.000	0-0	0-0	9-1	.900	5-0	2-1	2-0	W2	0-1	0-1
LSU	0-0	.000	0-0	0-0	8-1	.889	5-0	1-0	2-1	W8	1-0	1-1
Texas A&M	0-0	.000	0-0	0-0	8-1	.889	5-0	2-1	1-0	W6	0-0	0-0
Alabama	0-0	.000	0-0	0-0	8-2	.800	5-0	1-1	2-1	W1	0-0	1-0
Arkansas	0-0	.000	0-0	0-0	8-2	.800	5-1	2-0	1-1	W1	0-1	1-1
Mississippi State	0-0	.000	0-0	0-0	8-2	.800	4-1	1-1	3-0	L2	0-0	0-0
Georgia	0-0	.000	0-0	0-0	7-2	.778	4-1	1-1	2-0	W2	0-0	0-0
Auburn	0-0	.000	0-0	0-0	6-2	.750	4-1	2-1	0-0	W3	0-0	0-0
Florida	0-0	.000	0-0	0-0	6-2	.750	3-1	1-1	2-0	L1	0-0	0-1
Missouri	0-0	.000	0-0	0-0	7-3	.700	6-0	0-2	1-1	W2	0-0	0-0
Ole Miss	0-0	.000	0-0	0-0	6-3	.667	3-2	0-1	3-0	L2	0-0	0-1
Tennessee	0-0	.000	0-0	0-0	4-5	.444	3-2	0-1	1-2	L3	0-0	1-3
Kentucky	0-0	.000	0-0	0-0	4-6	.400	4-2	0-1	0-3	L1	0-2	0-3

## 2023-24 SEC Preseason Media Poll

1. LSU
2. South Carolina
3. Tennessee
4. Ole Miss
5. Mississippi State
6. **Arkansas**
7. Georgia
8. Texas A&M
9. Alabama
10. Florida
11. Missouri
12. Auburn
13. Kentucky
14. Vanderbilt

## 2023-24 SEC Preseason Coaches' Poll

1. LSU
2. South Carolina
3. Tennessee
4. Ole Miss
5. Mississippi State
6. Texas A&M
7. **Arkansas**
8. Alabama
9. Georgia
10. Florida
11. Missouri
12. Auburn
13. Vanderbilt
14. Kentucky

## LAST TIME OUT

- Arkansas bounced back to defeat Louisiana Tech, 100-60, surpassing the century mark for the first time since Jan. 5, 2023 vs. Florida (102-74)
- **Taliah Scott** paced Arkansas with 29 points off an incredible 12-of-16 shooting from the field, 5-of-8 from 3-point. This marked her seventh 20-point game of the season, fourth straight
- **Samara Spencer** had her best game of the year with 20 points off 7-of-12 shooting from the field with eight rebounds, six assists and two steals in just 29 minutes played
- **Saylor Poffenbarger** logged her third double-double of the season with 12 points and 11 rebounds along with a career-high five steals and two assists in 22 minutes
- **Makayla Daniels** recorded 12 points, six boards, three steals and matched a career-high seven assists. She also broke the school record for games played with 132 in her career
- **Maryam Dauda** registered nine points and two blocks, while **Jenna Lawrence** had her first double-digit scoring game with 10 points in 12 minutes
- The 2023 SEC Midfielder of the Year in **Bea Franklin** who joined the team last week made her first appearance on the court with five minutes
- Arkansas set season-high marks in points (100), assists (19), steals (13), field goals made (36), 3-pointers made (14), eighth most in school history), field goal percentage (55.4), 3-pointers made (14) and 3-point percentage (50.0)

## AN ARKANSAS WIN MEANS...

- Beginning the season 9-2
- Elevating its record against in-state schools to 16-0 since the ban of playing other in-state schools was lifted less than five years ago
- Winning 10 of the last 11 games at home
- Improving its record in the series vs. UAPB to 4-0
- A quality non-conference win over a team to beat in the SWAC

## RETURN OF THE MAK

- Granted a fifth-year of eligibility due to COVID-19, **Makayla Daniels** is making the most of it and finishing what she started at Arkansas
- Scrappy player, creates for herself and teammates and an incredibly underrated defender who can hold a team's leading guard to well below their scoring average
- Coming off a night of stuffing the statsheet vs. LA Tech with 12 points off 3-of-4 shooting from the field, 5-of-6 from the charity stripe, six rebounds, three steals and matching a career-high seven assists with just one turnover
- Named to Fort Myers Tip-Off All-Tournament Team, having logged a game-high 22 points off five 3-pointers with eight rebounds vs. Wisconsin, as well as a season-high six assists vs. Marquette
- Broke the school record for career starts at the Fort Myers Tip-Off, now with 132 and just broke the games played record vs. LA Tech, also with 132.
- **Daniels** has started in every game since her freshman year, being just one of 14 in the country to start in all games available for with 100+ starts
- Tied for team's most steals (18)
- Surpassed 1,500 career points in the game at Arkansas State and through 10 games this season, became the No. 1 scoring point guard in school history, tied for No. 8 overall, at Arkansas with 1,574 points
- Arkansas records: holds games started (132) games played (132) records, fifth in minutes (3780), sixth in free throws made (385) and steals (210), seventh in 3-pointers made (195) and 3-pointers attempted (562), eighth in free throws attempted (498), ninth in 3-point percentage (.347) and 10th in assists (345)
- SEC statistical rankings: sixth in minutes/game (31.30), 10th in assist/turnover ratio (1.94) and 14th in steals (1.80)
- Owns most assists, second most steals, third most points and 12th most rebounds (473) among active players in the SEC
- Named All-SEC Preseason Second Team twice in a row, including at the beginning of this 2023-24 season
- Paced the team with 56 steals and was third in scoring with 13.2 points/game last season
- Logged 27 double-digit scoring games with 12 4+ assists contests in 2022-23
- Was No. 1 on Sportscenter for her buzzer beater against Vanderbilt

## KEEPING IT 100

- **Makayla Daniels** is one of 14 players in collegiate women's basketball to start in all games they have appeared in with a minimum 100 contests
- Tied for No. 1 for most starts among active players



- **132 - Makayla Daniels (Arkansas)**
- 132 - Jordan King (Marquette)
- 131 - Courtney Whitson (Middle Tennessee)
- 130 - Elizabeth Kitley (Virginia Tech)
- 126 - Darian White (Nebraska)
- 125 - Ivy Turner (EKU)
- 118 - Anna DeWolfe (Notre Dame)
- 118 - Amber Brown (St. Johns)
- 116 - Kenna Squier (NJIT)
- 110 - Caitlin Clark (Iowa)
- 109 - Delaney Richason (Vermont)
- 109 - Emma Utterback (Vermont)
- 108 - Leilani McIntosh (Cal)
- 102 - Ioanna Kimili (Cal)

## SUNSHINE STATE STUD

■ South Florida product **Samara Spencer** made an impact for the Hogs the moment she stepped foot on campus

■ One of the fastest on the court by easily beating her defenders to the rack, gets to the free throw line frequently and catches fire from beyond the arc

■ Coming off her most complete game of the year with 20 points, eight rebounds and six assists along with two steals vs. LA Tech

■ Surpassed 1,000 career points to become the 33rd member of the 1K club at Arkansas at No. 15 Florida State with 15 points and six assists in 38 minutes

■ Her 10 free throws made in the season opening game vs. ULM is tied for the second most by a player in a game in the league thus far

■ Leads the team in assists (36)

■ SEC statistical rankings: seventh in free throw percentage (.750), eighth in minutes/game (30.52), 10th in free throw makes (30) and free throw attempts (40), 11th in assists/game (3.6) and 14th in assist/turnover ratio (1.50)

■ Moved to No. 15 on the career all-time assists charts at Arkansas with 286

■ Among active SEC players, fourth in career assists and ninth in career scoring (1,026), being one of nine in the league to score 1K points in their SEC playing careers

■ Finished her sophomore campaign with 27 double-digit scoring games, eight 20-point performances, two double-doubles in points and assists and had 13 games with 5+ assists

■ Logged a career-high 32 points vs. Oral Roberts, shooting 10-of-17 from the field with a career-high six 3-pointers last season

■ Named the 2022 SEC Freshman of the Year

## SHE'S POFFEN OFF!

■ **Saylor Poffenbarger** is a big guard who can be placed at all five positions on offense and defense if needed. One of the best defenders in the league and is a great rebounder

■ Coming off her third double-double of the season behind 12 points and 11 rebounds along with a career-high five steals and two assists vs. LA Tech

■ Broke the single-game rebounding record with 23 rebounds at No. 15 Florida State. She added 13 rebounds for her second double-double of the season along with two assists, two steals and three blocks in 38 minutes

■ The rebounding record was previously held by **Shelly Wallace** for 35 years. **Wallace** previously broke the record with 22 vs. SMU on Feb. 13, 1988

■ Her 23 rebounds is the most pulled down by any NCAA men's or women's basketball player in DI and DII this season

■ Previously had a career-high 21 boards vs.

## WHAT'S HE SAYIN'?

Trying to figure out what Coach Neighbors is saying on the bench? Don't worry – he has a language all his own.

Coach Neighbors plays Positionless Basketball. Instead of having guards, forwards and centers, he has Rabbits, Rackers, Locks and Dragons.



Rabbits run the floor and look to score quickly with a layup.



Rackers bring the ball up the floor, and are trying to get to the rack.



Locks, generally good three-point shooters, are trying to win the race to the corners.



The Dragon is the last player down the court, dragging behind the others.

ULM in the season opener. She is now the only player in Arkansas WBB history to have pulled down 20+ rebounds in more than one game in a season

■ Defensive rebounding percentage as a team drops about 17 percent when **Poffenbarger** is not in the game

■ Leads the team in rebounds (11.90) and tied for team's most steals (18)

■ SEC statistical rankings: first in rebounding and defensive rebounds/game (9.80), eighth in double-doubles (3), 10th in blocks/game (1.40), 13th in minutes/game, 14th in steals (1.80) and 15th in 3-pointers/game (1.70)

■ NCAA statistical rankings: second in defensive rebounds/game and rebounding (119), only trailing **Lauren Gustin** from BYU, fifth in rebounds/game and 49th in total blocks (14)

■ Among active SEC players, sits No. 19 in career rebounds (374) in less than 1.5 seasons

■ **Poffenbarger** broke the single-season defensive rebound record as a freshman with 225 and finished second in single-season rebounds with 255

■ Named to the All-SEC Freshman Team and having racked up five SEC Freshman of the Week honors, tying a school record in 2022-23

■ Spent the second half of the 2020-21 season at UConn as an early enrollee, coming in as the No. 30th player in the 2021 class

## NEVER A DAUDA

■ **Maryam Dauda** has been huge for the Hogs, especially on the defensive end, at this start of the season

■ Coming off nine points off 3-of-4 shooting from the field and 3-of-4 from the line with three rebounds and two blocks vs. LA Tech

■ Has tallied four double-digit scoring games and seven with 6+ rebounds, as well as six games with 2+ blocks

■ Brings length and a great inside game, while being able to knock down the 3-pointer with good accuracy (10-of-25 for .400 this season)

## OUR RECORD WHEN...

Overall .....	8-2
Home / Away / Neutral .....	5-1/2-0/1-1
SEC .....	0-0
Home / Away .....	0-0/0-0
White Uniforms .....	5-1
Cardinal Uniforms .....	2-1
Anthracite Uniforms .....	0-0
Turquoise Uniforms .....	1-0

### LEADS/QUARTERS/HALFTIME/OT

Leading after the 1st quarter .....	5-0
Leading after the 2nd quarter/Half .....	6-0
Leading after the 3rd quarter .....	7-0
Leading at the half, home .....	4-0
Leading at the half, road/neutral .....	2-0
Tied at the half, home .....	0-0
Tied at the half, road/neutral .....	0-0
Games decided by 5 points or fewer .....	3-0
Games decided by 10 points or fewer .....	3-0
Leading with 5:00 left .....	8-0
Leading with 2:00 left .....	8-0
Overtime games .....	0-0

### OFFENSE

Scoring less than 70 points .....	1-2
Scoring 70-79 points .....	2-0
Scoring 80-89 points .....	4-0
Scoring 90-99 points .....	0-0
Scoring 100+ points .....	1-0
2 Players Or Less in Double Figures .....	0-1
3 Players in Double Figures .....	3-0
4 Players in Double Figures .....	3-1
5 Players in Double Figures .....	2-0
5+ Players in Double Figures .....	0-0
When shooting 50 percent or higher .....	1-0
When shooting less than 50 percent .....	7-2

### REBOUNDING/TURNOVERS

When outrebounding opponent .....	5-0
When outrebounded .....	3-2
When rebounds are even .....	0-0
When grabbing 10+ offensive reb .....	6-0
When forcing 15+ turnovers .....	6-1
When committing less than 15 turnovers .....	5-1
When committing 15+ turnovers .....	3-1

### Top Scorers (Includes Ties)

Scott .....	
ULM, MSU, LR, @A-State, UCA, MU, @FSU, UCLA, LA Tech	
Daniels .....	UW
Poffenbarger .....	UCA

### Top Rebounders (Includes Ties)

Poffenbarger .....	
ULM, MSU, LR, @A-State, MU, @FSU, UCLA, LA Tech	
Dauda .....	UCA, UW

### Months

November .....	7-1
December .....	1-1
January .....	0-0
February .....	0-0
March .....	0-0



- Leads team in 3-point percentage
- SEC statistical rankings: sixth in blocks/game (1.50)
- A part of the SEC Basketball Leadership Council
- Last season, appeared in 35 games off the bench, finishing second in offensive rebounds (45) and fourth in blocks (22) on the team
- A top player out of high school as the No. 13 player in the country and a McDonald's All-American

## SHE'S SOOOOOO GOOD!!!!!!!

- **Taliah Scott** brings a lot of hype after an incredible high school/prep career, and that excitement for her was worth it
- Shifty guard with great shooting ability, can get to the free throw line & defend well
- Coming off fourth consecutive 20-point game, seventh of the season with 29 points off 12-of-16 from the field, 5-of-8 from beyond the arc vs. LA Tech
- In the past five games, has shot .383 from beyond the arc (18-for-47), while she started .143 (4-for-28) from 3-point in her first five collegiate games
- Named back-to-back-to-back SEC Freshman of the Week, coming off this gauntlet of a week against the No. 2 and No. 15 teams in the country, logging 23.5 points, 3.0 rebounds and 1.5 assists per game
- Holds the most weekly honors this season with three
- **Scott's** 29 points against ULM marked a best for an Arkansas freshman in their debut. She was 9-of-20 from the field and 9-of-13 from the free throw line, as well as logged six rebounds in the start
- Leads team in scoring (23.8), field goal makes (81), field goal attempts (181), free throw percentage (.831), free throw makes (54), free throw attempts (65), 3-pointers made (22), 3-pointers attempted (75) and minutes/game (34.8)
- Only player in the SEC to average 20.0+ points/game
- SEC statistical rankings: first in scoring, free throw makes, field goal makes, field goal attempts and 3-point attempts, second in free throw attempts and minutes/game, fourth in free throw percentage, sixth in 3-pointers made/game (2.20), 10th in 3-point field goal percentage (.293) and 15th in field goal percentage (.448)
- NCAA statistical rankings: second in points (238) to only trail **Caitlin Clark**, fourth in field goal makes, free throw makes and field goal attempts, fifth in points per game, seventh in free throw attempts and ninth in 3-point attempts
- Five-star prospect and No. 11 ranked player, according to HoopGurlz Recruiting Rankings, along with being named a McDonald's All-American and Gatorade Florida Girls Basketball Player of the Year
- During her senior season, led the country most of the year in scoring with 36.2 points per game, along with 9.2 rebounds, 4.8 assists and 3.0 steals per game

## IN GOOD COMPANY

- **Taliah Scott** has 238 points in her first 10 games, which is 67 more than **Chelsea**

**Dungee's** first 10 games at Arkansas (171) and 62 more than **Kelsey Plum's** 176 to start out her freshman year for **Mike Neighbors** at Washington

- **Scott** has also found her way to the foul line quite a bit, shooting 54-65, while **Plum**, who holds the NCAA record for most career free throws made, started out 35-38 in their first 10 collegiate games

## REPPIN' HER HOME STATE

- **Jenna Lawrence** was a four-star prospect and No. 61 overall player in the 2023 HoopGurlz Recruiting Rankings
- Coming off her first career double-digit scoring game with 10 points off 3-of-4 shooting from the field, including a 3-pointer, with one rebound vs. LA Tech
- Logged nearly eight minutes off the bench vs. No. 2 UCLA, leading the team in +/- with +10, while capturing two steals
- Led Farmington High School right down the road to a 4A girls state championship, being named the MVP after averaging 18.7 points and 7.1 rebounds per game as a senior

## SKEATS-SKEAT!!

- Juco product **Carly Keats** is a part of that talented group of guards and is one of the first off the bench
- Logged eight points off two triples with one assist and one steal vs. LA Tech
- Caught fire from beyond the arc against Little Rock, tallying 14 points off four 3-pointers and four rebounds
- Named an All-Region 23 Team at Jones College, making 55 3-pointers for a 34.8 percentage and averaging 9.7 points, 3.7 rebounds and 3.5 assists per game
- Big in Jones winning its seventh straight region crown to punch a ticket to the NJCAA DI Tournament and an Elite 8 appearance

## SPANISH SPECIAL

- Arkansas WBB's seventh ever international player in **Cristina Sanchez Cerqueira** is a member of the Spanish National Team
- Played a season-high 11 minutes, while logging two rebounds vs. LA Tech
- Came up with first collegiate field goal vs. Marquette

## BY THE NUMBERS

**1,574**

Makayla Daniels is tied for No. 8 on the all-time scoring list and just surpassed C'eira Ricketts to now be the No. 1 highest scoring point guard. She also broke the school record in career starts and games played, now with 132

**1,000**

Samara Spencer surpassed 1,000 points in her home state, logging 15 points at Florida State to become the 33rd member of the 1K club at Arkansas, sixth in the Mike Neighbors' era. She now has 1,026 points

**238**

Taliah Scott has tallied 238 points in just 10 games in her debut season. She leads the SEC in scoring and stands at No. 2 in total points and fifth in PPG in the NCAA

**23**

After coming up one shy from tying the school record against ULM, Saylor Poffenbarger broke the individual game rebounding record vs. Florida State with 23 rebounds (4 offensive, 19 defensive). The previous record stood since 1988. Those 23 boards is the most pulled down by any NCAA men's or women's player this season

**2**

Only two schools have finished in the top 50 in the RPI/NET for the past four seasons: Arkansas and South Carolina

## GAME-BY-GAME STARTERS

### OPPONENT

ULM  
Murray State  
Little Rock  
at Arkansas State  
Central Arkansas  
Wisconsin  
Marquette  
at #15 Florida State  
#2 UCLA  
LA Tech

### 1

Daniels  
Daniels  
Daniels  
Daniels  
Daniels  
Daniels  
Daniels  
Daniels  
Daniels  
Daniels  
Daniels

### 2

Spencer  
Spencer  
Spencer  
Spencer  
Spencer  
Spencer  
Spencer  
Spencer  
Spencer  
Spencer  
Spencer

### 3

Scott  
Scott  
Scott  
Scott  
Scott  
Scott  
Scott  
Scott  
Scott  
Scott  
Scott

### 4

Poffenbarger  
Poffenbarger  
Poffenbarger  
Poffenbarger  
Poffenbarger  
Poffenbarger  
Poffenbarger  
Poffenbarger  
Poffenbarger  
Poffenbarger  
Poffenbarger

### 5

Dauda  
Dauda  
Dauda  
Dauda  
Dauda  
Dauda  
Dauda  
Dauda  
Dauda  
Dauda  
Dauda

■ Representing her country in 3x3 tournaments, **Sanchez Cerqueira** did not practice with the team or play in Europe but met the team in their second half of the trip in Greece

■ With Segle XXI, played in 26 games, averaging 6.4 points, 5.4 rebounds and 1.3 steals per game last season

## LET'S GO 55

■ **Emrie Ellis** is always ready to take the court when her name is called, benefitting from playing a lot as a freshman

■ Coming off 11.5 minutes played with one board and one assist vs. LA Tech

■ Logged a season-high three blocks at No. 15 Florida State and followed that up with two vs. No. 2 UCLA

■ Her presence was huge at Arkansas State, where she knocked down back-to-back 3-pointers to finish with six points and one assist, while tallying a +20 efficiency in less than 13 minutes played

■ Out for first week of the season, finishing up her recovery from a partially torn UCL

■ Last year as a sophomore, she played in 28 games, tacking on more valuable minutes in the latter part of the season

■ As a freshman, **Ellis** rejected five shots against UAPB, which was the most blocks in a single game by a Hog freshman since 2014

■ No. 48 overall recruit in ASGR's 2021 recruiting rankings and named Ada News All-Area Co-Player of the Year in 2021

## WHO IS READY FOR SOME BEA-BALL?

■ All-American soccer player **Bea Franklin** has joined the Hogs (as of late November) after an incredible five-year collegiate career on the pitch

■ She is coming off her first collegiate appearance on a basketball court, logging over five minutes and grabbing an offensive board vs. LA Tech

■ Trading in the cleats for sneakers, **Franklin** was a three-sport athlete at Seattle Prep, playing soccer, basketball and tennis

■ She led Seattle Prep to a 20-9 record in 2016-17, averaging 9.9 points, 4.6 rebounds, 4.1 assists and 1.5 steals per game that year. This was all happening while **Mike Neighbors** was the head coach at Washington

■ She is coming off being named the 2023 SEC Midfielder of the Year and Scholar-Athlete of the Year, while a two-time All-SEC recipient

■ **Franklin** led the Hogs in goals (9), assists (9) and points in 2023

## DEEP ROSTER

■ **Karley Johnson** is coming off playing a career-high 13 minutes, while registering two rebounds, one assist and one steal vs. LA Tech

■ Made her first appearance of the season against Little Rock, playing all 10 minutes in the fourth quarter. Had three shot attempts, two offensive rebounds and one steal

■ A 5-11 product out of Fayetteville High School, **Loren Lindsey** joined the team as a walk-on, appearing in nine games as a freshman

■ **Lindsey** made her first appearance of the season vs. Little Rock, coming off injury, logging one assist in 3.5 minutes

■ **Maryn Archer** enrolled early in January with the Hogs, coming into Fayetteville as a three-star prospect

■ Prep Girls listed her as the No. 29th overall recruit in the country

## YEAH, THAT'S A DEEP BACKCOURT

■ Arkansas has one, if not the most, stacked backcourts in the country led by guards **Makayla Daniels** and **Samara Spencer**, who are joined by newcomers **Taliah Scott** and **Carly Keats**

■ Among **Daniels**, **Scott** and **Spencer**, the three average 46.5 points per game (60.9 percent of the team's 76.3 points per game)

■ **Daniels**, **Spencer** and **Scott** accounted for 61 of the team's 100 points (61 percent) most recently vs. LA Tech

■ In Arkansas' season opener vs. ULM, the three combined for 62 of the team's 81 points (76 percent)

■ Last season, **Daniels** and **Spencer** combined for 27.6 points, 7.8 rebounds, 7.1 assists and 2.7 steals per game

■ The dynamic duo of **Daniels** and **Spencer** has combined for a career 210 games played, 2,609 points and 631 assists with the six total years of collegiate ball added up between the two

## BE DISCIPLINED

■ Arkansas averages 12.9 fouls per game, which is second lowest average in the SEC and 12th in the country

## RAINING TREYS

■ The Hogs now lead the SEC in 3-pointers per game with 9.7 per game, which is eighth in the country

■ Arkansas leads the SEC in 3-point attempts/game (30.3), which is fifth in the NCAA

## DON'T TURN IT OVER!

■ After the team's first two games of having troubles handling the ball, the ball handling drills the team has been during before each practice has come in handy

■ Arkansas is now third in least turnovers made/game with 12.9 per game, which is 32nd in the country

## FINDING A HOME AT THE CHARITY STRIPE

■ Arkansas' method for success this year (in order): 1. Get to the free throw line, 2. Make more layups and 3. Shoot the 3-pointer

■ The team is third in free throws made/game (15.0), fifth in free throw percentage (70.1) and sixth in free throw attempts/game (21.4) in the SEC

■ Nationally, the team is 42nd in free throw attempts/game and 48th in free throw makes/game

■ The Hogs' 44 free throw attempts vs. ULM was the third most in a single game in school history and tied for the second most by an SEC team in games so far

■ The 44 attempts is also tied for the fifth most in the country by a team this season

■ Last season, Arkansas was one of the best in the country at getting to the free throw line, finishing sixth in the country in free throw attempts/game (23.5) and No. 15 in free throw makes/game (15.8)

■ The Hogs finished second to LSU in free throw attempts and third in makes in the SEC last season

## SHOT BLOCKERS!

■ Arkansas has some talented shot blockers on the team this season

■ The Hogs are No. 3 in blocks/game (5.7) in the SEC, which is 13th in the country

## REBOUND IT!

■ Arkansas is third in defensive rebounds/game (30.7) and fifth defensive rebound percentage (.729) in the SEC

■ Nationally, the Hogs are 22nd in defensive rebounds per game

■ Arkansas' 57 rebounds vs. ULM is the second most in a game by an SEC team this year

## CONSISTENCY IN THE NEIGHBORS' ERA

■ Head coach **Mike Neighbors** has led the program to consistency, now entering his seventh season at the helm

■ Guided his teams to five straight postseason berths (including 2020 season, where team would have been lock for NCAA Tournament)

■ With another postseason appearance after this season, **Neighbors** will have matched the program record of six consecutive postseason qualifications, tying with his mentor **Gary Blair**

■ Only one of two teams in the SEC to have finished in the top 50 in the NET/RPI over the past four seasons (other team being South Carolina)

## NEW HOGS!

■ **Phoenix Stotijn** signed her National Letter of Intent on Wednesday, Nov. 8

■ The 5-9 combo guard out of the Netherlands currently plays for Triple Threat, logging 13.6 points, 3.6 rebounds and 1.5 steals per game in the team's first eight games

■ **Stotijn** is a member of the Netherlands National Team

■ **Jada Bates** announced signing with Arkansas on Tuesday, Nov. 21

■ **Bates** is 6-3 and chose Arkansas over 16 other D1 schools

■ She is one of the top small forwards in the state of Georgia, playing for McEachern High School

## EUROPE TRIP

■ The Hogs went to Croatia and Greece this past summer, playing games and sightseeing Split and Dubrovnik in Croatia and Athens in Greece





## HOMEGROWN HOGS

**MARYAM DAUDA**  
R-SO. | F | BENTONVILLE, ARKANSAS

**SASHA GOFORTH**  
R-JR. | G | FAYETTEVILLE, ARKANSAS

**JENNA LAWRENCE**  
FR. | F | FARMINGTON, ARKANSAS

**LOREN LINDSEY**  
SO. | G | FAYETTEVILLE, ARKANSAS

- Four players on the roster are Arkansas natives and that starts from the top down with Mike Neighbors, who was born and raised in Greenwood, Arkansas and a UofA alum
- Maryam Dauda was a star at Bentonville HS, having left the school as the program record holder in scoring (1,401), rebounding (867) and blocks (339). She was No. 11 player in the country in the 2021 class and a McDonald's All-American
- Sasha Goforth is a Fayetteville HS product, rated as the No. 21 overall player in the 2020 class and named a McDonald's All-American
- Jenna Lawrence made her name known in NWA at Farmington HS, leading FHS to the 2023 4A state title and being named the MVP. She was the No. 61 ranked player in the 2023 recruiting class
- Loren Lindsey is another Fayetteville HS product, who was named to the All-Conference 6A West All-Defensive Team. She joined Arkansas as a walk-on



## OKLAHOMIES

**EMRIE ELLIS**  
JR. | F | VANOSS, OKLAHOMA

**KARLEY JOHNSON**  
SO. | G | OKLAHOMA CITY, OKLAHOMA

- Emrie Ellis is from a small town in Southeast Oklahoma and led Vanoss HS to the Class A State Final. She led the state in rebounds and blocks in 2018
- Karley Johnson is an Oklahoma City product and made her name known at Mustang HS, where she led the Broncos to a No. 12 state ranking as a junior and was second in state in taking charges



## SPAIN SPECIAL

**CRISTINA SANCHEZ CERQUEIRA**  
FR. | G | GRANADA, SPAIN

- Cristina Sanchez Cerqueira is Arkansas' seventh ever international player and represents her country by playing on the Spain National Team



## MARYLAND MAGIC

**MAKAYLA DANIELS**  
GR. | G | FREDERICK, MARYLAND

**SAYLOR POFFENBARGER**  
R-SO. | G | MIDDLETOWN, MARYLAND

- Makayla Daniels was the first ever Maryland signee at Arkansas
- Daniels was named Maryland Miss Basketball and left Frederick HS as the all-time leading scorer (boys and girls)
- Saylor Poffenbarger was also a Maryland Miss Basketball winner and a two-time conference player of the year at Middletown HS. She was also the No. 30th ranked player in the 2021 class



## NOT IN KANSAS ANYMORE

**MARYN ARCHER**  
FR. | G | DERBY, KANSAS

- Took Derby HS to the 6A Semifinals as a sophomore and paced the team in steals and assists during her junior year



## SUNSHINE STATE STARS

**TALIAH SCOTT**  
FR. | G | ORANGE PARK, FLORIDA

**SAMARA SPENCER**  
JR. | G | FORT LAUDERDALE, FLORIDA

- Taliah Scott is coming into Arkansas as a five-star, No. 11 ranked player in the country out of Orange Park, Florida. At St. Johns Country Day, she averaged 36.2 points per game as a senior and was named the Gatorade Florida Girls Basketball Player of the Year
- Samara Spencer led St. Thomas Aquinas to the state title during her senior season and was named the 2021 Broward County's 7A-6A Player of the Year



## THE SIP

**CARLY KEATS**  
SO. | G | CHOCTAW, MISSISSIPPI

- Led Neshoba Central to an unblemished 33-0 record and a 5A State Championship in Mississippi as a senior and was an All-Region 3-5A selection



# RECORD WATCH

## CAREER POINTS

1.	Bettye Fiscus (81-85)	2,073
2.	Shameka Christon (00-04)	1,951
3.	Chelsea Dungee (18-21)	1,903
4.	Jessica Jackson (14-17)	1,865
5.	Delmonica DeHorney (87-91)	1,785
6.	Kimberly Wilson (93-97)	1,733
7.	Shelly Wallace (85-89)	1,583
8.	<b>Makayla Daniels (19-pres.)</b>	<b>1,574</b>
	Wendi Willits (97-01)	1,574
10.	C'eira Ricketts (09-12)	1,557
...		
30.	Sarah Pfeifer (02-08)	1,056
31.	Kim Bunge (79-83)	1,047
32.	Lonniya Bragg (97-01)	1,036
33.	<b>Samara Spencer (21-pres.)</b>	<b>1,026</b>

## CAREER ASSISTS

1.	Amy Wright (98-02)	717
2.	Calli Berna (12-15)	667
3.	Amber Nicholas (88-92)	538
4.	C'eira Ricketts (09-12)	516
5.	Christy Smith (94-98)	507
6.	Tracy Webb (83-87)	444
7.	Brittney Vaughn (04-08)	424
8.	Rochelle Vaughn (02-06)	421
9.	Malica Monk (16-19)	369
10.	<b>Makayla Daniels (19-pres.)</b>	<b>345</b>
11.	Donna Wilson (87-89)	332
	Kimberly Wilson (93-97)	332
13.	Cheryl Orcholski (80-84)	323
14.	Juliet Jackson (96-90)	313
15.	<b>Samara Spencer (21-pres.)</b>	<b>286</b>
16.	Jailyn Mason (16-21)	284
17.	India Lewis (99-03)	276

## CAREER FREE THROWS MADE

1.	Chelsea Dungee (18-21)	552
2.	Bettye Fiscus (81-85)	485
3.	Christy Smith (94-98)	461
4.	Delmonica DeHorney	451
5.	Jessica Jackson (14-17)	389
6.	<b>Makayla Daniels (19-pres.)</b>	<b>385</b>
7.	Tracy Webb (83-87)	384
8.	Shelly Wallace (85-89)	341

## CAREER FREE THROWS ATTEMPTED

1.	Chelsea Dungee (18-21)	688
2.	Delmonica DeHorney (87-91)	648
3.	Bettye Fiscus (81-85)	622
4.	Christy Smith (94-98)	551
5.	Tracy Webb (83-87)	526
6.	Shelly Wallace (85-89)	518
7.	Jessica Jackson (14-17)	513
8.	<b>Makayla Daniels (19-pres.)</b>	<b>498</b>
9.	Shameka Christon (00-04)	488

## CAREER 3-POINTERS MADE

1.	Wendi Willits (97-01)	316
2.	Lyndsay Harris (09-12)	283
3.	Kimberly Wilson (93-97)	267
	India Lewis (99-03)	267
5.	Amber Ramirez (19-22)	261
6.	Jessica Jackson (14-17)	198
7.	<b>Makayla Daniels (19-pres.)</b>	<b>195</b>
8.	Chelsea Dungee (18-21)	177
9.	Alexis Tolefree (18-20)	168
10.	Christy Smith (94-98)	156

## CAREER 3-POINTERS ATTEMPTED

1.	Lyndsay Harris (09-12)	858
2.	India Lewis (99-03)	787
3.	Wendi Willits (97-01)	771
4.	Kimberly Wilson (93-97)	673
5.	Amber Ramirez (19-22)	608
6.	Jessica Jackson (14-17)	576
7.	<b>Makayla Daniels (19-pres.)</b>	<b>562</b>
8.	Chelsea Dungee (18-21)	500
9.	Alexis Tolefree (18-20)	493
10.	Christy Smith (94-98)	465

## CAREER STEALS

1.	C'eira Ricketts (09-12)	321
2.	Tracy Webb (83-87)	293
3.	Christy Smith (94-98)	239
4.	Calli Berna (12-15)	223
5.	Amber Nicholas (88-92)	220
6.	<b>Makayla Daniels (19-pres.)</b>	<b>210</b>
7.	India Lewis (99-03)	210
8.	Rochelle Vaughn (03-06)	209
9.	Shameka Christon (00-04)	206
10.	Bettye Fiscus (81-85)	205
	Connie Fitzgerald (79-83)	205

## CAREER GAMES STARTED

1.	<b>Makayla Daniels (19-pres.)</b>	<b>132</b>
2.	C'eira Ricketts (09-12)	128
3.	Amy Wright (99-02)	125
4.	Makayla Daniels (19-pres.)	122
	Malica Monk (16-19)	122

## CAREER GAMES PLAYED

1.	<b>Makayla Daniels (19-pres.)</b>	<b>132</b>
2.	Sarah Watkins (09-13)	131
	Amy Wright (98-02)	131
	Wendi Willits (98-01)	131
5.	C'eira Ricketts (08-12)	130
	Dana Cherry (00-03)	130

## 2023-24 ROSTER @RAZORBACKWBB

## NUMERICAL

NO.	NAME	POS	HT	CL	HOMETOWN/PREVIOUS SCHOOL	TWITTER
0	Taliah Scott	G	5-9	Fr.	Orange Park, Fla./St. Johns Country Day School	@thetaliahscott
2	Samara Spencer	G	5-7	Jr.	Fort Lauderdale, Fla./St. Thomas Aquinas	@samaraaspen
4	Saylor Poffenbarger	G	6-2	R-So.	Middletown, Md./UConn	@saylorpoff
8	Bea Franklin	G	5-10	Gr.	Seattle, Wash./Seattle Prep	@beafranklin2000
10	Cristina Sanchez Cerqueira	F	6-1	Fr.	Granada, Spain/Segle XXI	@cristiinita7
13	Sasha Goforth	G	6-1	R-Jr.	Fayetteville, Ark./Oregon State	@goforthsasha
20	Karley Johnson	G	5-9	So.	Oklahoma City, Okla./Mustang	@karleyjohnsonOK
21	Loren Lindsey	G	5-11	So.	Fayetteville, Ark./Fayetteville	@lorenbailey7766
23	Carly Keats	G	5-8	So.	Choctaw, Miss./Jones College	@keatscarly
30	Maryam Dauda	F	6-4	R-So.	Bentonville, Ark./Bentonville	@maryamdauda30
34	Jenna Lawrence	F	6-3	Fr.	Farmington, Ark./Farmington	@jennalawrence34
43	Makayla Daniels	G	5-8	Gr.	Frederick, Md./Frederick	@makayladaniels5
44	Maryn Archer	G	5-7	Fr.	Derby, Kan./Derby	@marynarcher
55	Emrie Ellis	F	6-3	Jr.	Vanoss, Okla./Vanoss	@ellisemrie

## COACHING STAFF

Title	Name	Year	Alma Mater
Head Coach	Mike Neighbors	7th Season	Arkansas, 1993
Associate Head Coach	Todd Schaefer	7th Season	Thomas More College, 1995
Assistant Coach	Pauline Love	7th Season	Southern Miss, 2010
Assistant Coach	Lacey Goldwire	5th Season	Oklahoma State, 2010
Director of Operations	Amber Shirey	36th Season	Arkansas, 1992
Dir. of Student-Athlete Devel.	Jayci Stone	2nd Season	Kansas State, 2008
Dir. of Video/Special Ast. to HC	Evan Johnston	1st Season	Arkansas, 2022

## ELIGIBILITY

## Seniors (2)

Makayla Daniels (5th)  
Bea Franklin

## Juniors (3)

Emrie Ellis  
Sasha Goforth (RS)  
Samara Spencer

## Sophomores (5)

Maryam Dauda (RS)  
Karley Johnson  
Carly Keats  
Loren Lindsey  
Saylor Poffenbarger (RS)

## Freshman (4)

Maryn Archer  
Jenna Lawrence  
Cristina Sanchez Cerqueira  
Taliah Scott

## ALPHABETICAL

NO.	NAME	POS	HT	CL	HOMETOWN/PREVIOUS SCHOOL
44	Maryn Archer	G	5-7	Fr.	Derby, Kan./Derby
43	Makayla Daniels	G	5-8	Gr.	Frederick, Md./Frederick
30	Maryam Dauda	F	6-4	R-So.	Bentonville, Ark./Bentonville
55	Emrie Ellis	F	6-3	Jr.	Vanoss, Okla./Vanoss
8	Bea Franklin	G	5-10	Gr.	Seattle, Wash./Seattle Prep
13	Sasha Goforth	G	6-1	R-Jr.	Fayetteville, Ark./Oregon State
20	Karley Johnson	G	5-9	So.	Oklahoma City, Okla./Mustang
23	Carly Keats	G	5-8	So.	Choctaw, Miss./Jones College
34	Jenna Lawrence	F	6-3	Fr.	Farmington, Ark./Farmington
21	Loren Lindsey	G	5-11	So.	Fayetteville, Ark./Fayetteville
4	Saylor Poffenbarger	G	6-2	R-So.	Middletown, Md./UConn
10	Cristina Sanchez Cerqueira	F	6-1	Fr.	Granada, Spain/Segle XXI
0	Taliah Scott	G	5-9	Fr.	Orange Park, Fla./St. Johns Country Day School
2	Samara Spencer	G	5-7	Jr.	Fort Lauderdale, Fla./St. Thomas Aquinas

## BY STATE

## ARKANSAS (4)

Maryam Dauda  
Sasha Goforth  
Jenna Lawrence  
Loren Lindsey

Bentonville  
Fayetteville  
Farmington  
Fayetteville

## FLORIDA (2)

Taliah Scott  
Samara Spencer

Orange Park  
Fort Lauderdale

## KANSAS (1)

Maryn Archer

Derby

## MARYLAND (2)

Makayla Daniels  
Saylor Poffenbarger

Frederick  
Middletown

## OKLAHOMA (2)

Emrie Ellis  
Karley Johnson

Vanoss  
Mustang

## WASHINGTON (1)

Bea Franklin

Seattle

## SPAIN (1)

Cristina Sanchez Cerqueira

Granada

## FA-NETIK PRONUNCIATIONS

2 Suh-MARE-uh  
4 like burger but bar  
30 Mair-ee-um DOW-duh  
44 Mair-en  
55 em-REE



## OFFENSE

Scored 110+-----	110, vs. Providence (11-16-98)
Scored 100+ points at home -----	100, vs. LA Tech (12-7-23)
Scored 100+ points on the road -----	108, at Ole Miss (2-16-20)   108, Baylor (3-6-91)
Scored 90-99 points -----	92, vs. Oral Roberts (12-4-22)
Scored 90+ points at home -----	92, vs. Oral Roberts (12-4-22)
Scored 90+ points on the road -----	93, at Little Rock (11-20-22)
Scored 80-89 points -----	81, vs. Central Arkansas (11-20-23)
Scored 80-89 points at home -----	81, vs. Central Arkansas (11-20-23)
Scored 80-89 points on the road -----	82, at Arkansas State (11-17-23)
Was held to 50-59 -----	58, vs. Marquette (11-25-23)
Was held to 49-40 -----	48 at Georgia (2-19-23)
Was held to 39-20 -----	34, at LSU, 2-7-19
Was held to 20 or less -----	N/A
Made 40+ field goals -----	40, vs. Central Arkansas (12-13-20)
Made 17+ three-point field goals -----	19, vs. Alabama (2-28-21)
Made 10+ three-point field goals -----	14, vs. LA Tech (12-7-23)
Did not make 3-pointer (since 1986)-----	0-10, at LSU, (2-7-19)
Made 30 free throws -----	30 (30-39), vs. No. 4 Baylor (12-6-20)
Made 25 free throws -----	25 (25-35), vs. Vanderbilt (1-16-23)
Shot 50-59 or better -----	55.4, vs. LA Tech (12-7-23)
Shot 60 percent or better -----	.625 (30-48), vs. Little Rock (11-20-22)
Held to less than 30 percent -----	.269 (14-52), at Auburn (2-5-23)
Held to less than 20 percent -----	.182 (10-55), vs. No. 6 Tennessee (1-8-12; L, 38-69)
Had 20 or more assists in a game -----	20, vs. LA Tech (3-16-23)

## DEFENSE

Allowed 100 points-----	104, at No. 4 South Carolina (1-18-21)
Allowed 80-99 points-----	81, vs. No. 2 UCLA (12-3-23)
Held opponent to 40-49 points -----	47, vs. LA Tech (3-16-23)
Held opponent to 39-30 -----	36, vs. Little Rock (11-14-23)
Held an SEC opponent under 50 points in 3 cons. games -----	47, vs. Auburn (1-29-15; W, 52-47), ----- Alabama (2-1-15; W, 53-42), No. 24/21 Georgia (2-9-15; W, 54-48)
Held opponent to 29 points or less -----	23, vs. Binghamton, 11-30-13
Held an opponent under 15 points in a half -----	14, vs. Little Rock (11-14-23)
Held an opponent to 2 points in a quarter -----	2, vs. UCA (12-13-20)
Held opponent under 15 field goals -----	14, vs. Little Rock (11-14-23)
Held opponent to less than 30 percent shooting -----	28.6 (20-70), at No. 15 Florida State (11-30-23)
Held opponent to less than 20 percent shooting -----	19.7 (13-66), vs. Northwestern State (12-15-19)
Held opponent under 15 percent from 3-point -----	15.0 (3-20), vs. LA Tech (12-7-23)
Opponent did not make a 3-pointer -----	0, vs. Tulsa (12-11-19)
Had 70+ rebounds -----	74, vs. Mississippi Valley State (11-24-89)
Had 60-69 rebounds -----	64, vs. Prairie View A&M (12-16-18)
Had 50-59 rebounds -----	57, vs. ULM (11-7-23)
Had 10 or more blocked shots in a game -----	11, vs. No. 1 South Carolina (3-4-22)
Had 20 or more steals in a game -----	20, vs. ORU (11-13-13)
Had 15 or more steals in a game -----	18, vs. UT Martin (12-29-19)
Forced 25+ turnovers in a game -----	28, vs. Northern Arizona (11-24-22)

## OTHER

Won an overtime game -----	61-52, vs. Missouri (3-3-22)
Lost an overtime game -----	76-73, vs. Ole Miss (1-29-23)
Won a double overtime game -----	73-72, vs. Florida (1-29-12)
Lost a double overtime game -----	N/A
Won a triple overtime game -----	91-80, Win in 3OT, 2-10-13, at Alabama
Won at the buzzer -----	84-81, vs. Vanderbilt (Makayla Daniels, 1-16-23)
Played consecutive OT games -----	1-24-16 at Auburn (lost); 1-28-16 vs. Florida (lost)
Won regular season tournament -----	Paradise Jam (St. Thomas, U.S. Virgin Islands, Nov. 24-26, 2022)
Defeated ranked team -----	71-58, at No. 15 Florida State (11-30-23)
Defeated a ranked team on the road -----	71-58, at No. 15 Florida State (11-30-23)
All-time SEC win streak -----	8 games (1-15-12: Auburn through 2-15-12: at Auburn)
All-time SEC home win streak -----	5 games (1-15-12: Auburn -- 2-9-12: South Carolina)
-----	5 games (1-14-21: Florida -- 2-28-21: Alabama)

## A RAZORBACK PLAYER ...

Scored 20-24 points -----	20, Sanara Spencer, vs. LA Tech (12-7-23)
Scored 25-29 points -----	29, Taliah Scott, vs. LA Tech (12-7-23)
Scored 30+ points -----	34, Taliah Scott, at Arkansas State (11-17-23)
Scored 40+ points -----	41, Chelsea Dungee vs. Auburn (2-10-19)
Scored 20+ points 10 times in a season -----	Chelsea Dungee (20x   2018-19)
-----	Chelsea Dungee (11x   2019-20)
-----	Chelsea Dungee (17x   2020-21)
Double figures in 15 consecutive games (season) -----	Jessica Jackson, 11/11/16, LSU 1-8-17
-----	Chelsea Dungee, 26 games, (2018-19 & 2019-20)
-----	Chelsea Dungee, 31 games, (2019-20 & 2020-21)
-----	Amber Ramirez, 16 games (2021-22)
Five players scored double figures in 1 game -----	vs. LA Tech (12-7-23)
-----	Scott (29), Spencer (20), Daniels (12), Poffenbarger (12), Lawrence (10)
Five starters in double figures -----	vs. Central Arkansas (11-20-23)
-----	Poffenbarger (17), Scott (17), Spencer (16), Dauda (14), Daniels (11)
Seven players scored in double figures in 1 game -----	vs. Northwestern State (11-9-18)
-----	(Tolfree 19, Gaulden 16, Monk 12, Dombia 11, Dungee 11, Thomas 11, Williams 10)
Made 10+ field goals in a game -----	12, Taliah Scott, vs. LA Tech (12-7-23)
Attempted 20+ field goals in a game -----	21, Taliah Scott, at No. 15 Florida State (11-30-23)
Made 10 free throws in a game -----	10, Samara Spencer, vs. ULM (11-7-23)
Made 7 or more 3-pt FG in a game -----	8, Amber Ramirez, Alabama (2-28-21)
Attempted 10 or more 3-pt FG in a game -----	12, Taliah Scott, vs. Wisconsin (11-24-23)
-----	11, Samara Spencer, vs. Wisconsin (11-24-23)
-----	10, Makayla Daniels, vs. Wisconsin (11-24-23)
Had 10-14 rebounds -----	11, Saylor Poffenbarger, vs. LA Tech (12-7-23)
Had 15-19 rebounds -----	21, Taylah Thomas, vs. New Orleans, 11-8-19
Had 20+ rebounds -----	23, Saylor Poffenbarger, at No. 15 Florida State (11-30-23) (school record)
Had 10 offensive reb - Records go back to 05-06 -----	11, Melissa Wolff
-----	vs. New Orleans (1-30-15)
Had 10+ defensive reb - Records go back to 05-06 ---	10, Saylor Poffenbarger, at Arkansas State (11-17-23)
Had 10+ assists -----	11, Samara Spencer, vs. LA Tech (3-16-23)
Had 10+ assists in consecutive games -----	Jailyn Mason (11 vs. HBU, 12-28-16 and 10 at Ole
-----	Miss, 1-1-17), Calli Berna (11 vs. No. 10/8 Kentucky, 2/7/13 and 11 at Alabama, 2/10/13)
Had 5+ blocks in a game -----	5, Sasha Goforth, vs. Missouri (3-3-22)
Had 9+ blocks in a game -----	9, Robyn Irwin vs. SMSU, 12-19-88 (school record)
Had 5 or more steals in a game -----	5, Saylor Poffenbarger, vs. LA Tech (12-7-23)
Had a double-double -----	12 points and 11 rebounds, Saylor Poffenbarger, vs. LA Tech (12-7-23)
Had a double-double in two consecutive games -----	Saylor Poffenbarger, vs. Oral Roberts, vs. Lamar (2022)
-----	14 & 13 vs. ORU/17 & 12 vs. Lamar
Had two players record a double-double -----	Kiara Williams (12 pts/16 reb) &
-----	Malica Monk (10 pts/10 reb), vs. Grambling State (12-28-17)
Had seven double-doubles in a season -----	Devin Cosper, 2017-18
-----	(SHSU, ORU, NMSU, Char., Tulsa, OM, AL)
Had 10+ double-doubles in a season -----	2006-07, Lauren Ervin (14)
Had a triple-double -----	14 pts, 13 reb, 12 asts, C'eira Ricketts vs. Auburn (1-18-09)



## MORE ABOUT MIKE

Hometown: Greenwood, Ark. (Greenwood HS)  
 Family: Daughter Abby; Sons Alec, Bowen and Barrett; granddaughter Emzey  
 Alma Mater: Arkansas, 1993

## NEIGHBORS BY THE NUMBERS

218	Wins (218-118, 10 seasons)
16	Signed McDonald's All-Americans
11	Years as a head coach
9	Postseason appearances
5	Players drafted in the WNBA (HC)
1	Final Four appearance

## LEARN MORE



Sign up for Mike Neighbors' newsletter and listen to his podcasts at CoachNeighbors.com

## NABES FAVES

## TOP 10 MOVIES

1. A Few Good Men
2. The Hunt For Red October
3. The Silence Of The Lambs
4. Hoosiers
5. Moneyball
6. Pretty Woman
7. Top Gun
8. JFK
9. The Lion King
10. Purple Rain

See the entire list here: <http://imdb.to/2royaEO>

## TOP 10 SONGS

1. Sweet Child O' Mine (Guns N' Roses)
2. You Shook Me All Night Long (AC/DC)
3. Man In The Mirror (Michael Jackson)
4. Amarillo By Morning (George Strait)
5. Jessie's Girl (Rick Springfield)
6. Hysteria (Def Leppard)
7. Fishin' In The Dark (Nitty Gritty Dirt Band)
8. The Ballad of Curtis Loew (Lynyrd Skynyrd)
9. Wanted Dead Or Alive (Bon Jovi)
10. Let's Go Crazy (Prince)

## TOP 10 TV SHOWS

1. West Wing (first three seasons)
2. Ted Lasso
3. The Wire
4. Breaking Bad
5. Seinfeld
6. The Newsroom
7. Prison Break
8. Arrested Development
9. Game of Thrones
10. The Goldbergs



## MIKE NEIGHBORS

Seventh Season | Career Record: 226-120 (11) | Arkansas Record: 128-79 (7)

Arkansas women's basketball has been transformed into a nationally recognized program in just six short years thanks to head coach Mike Neighbors. During his time back home at his alma mater, Neighbors has guided his Hogs to the best six-year period of sustained success in program history with 120 wins and five postseason qualifications in that time. The proof of his success, and the success of his system, lies in the numbers - Neighbors has accumulated 218 wins during his 10 seasons as a head coach, the most of any Power 5 head coaches in 10 or fewer seasons, as well as one of only two NCAA Division I Head Coaches.

Entering his seventh season on the bench for Arkansas, the program is coming off its fifth consecutive winning season, four straight postseason appearance (would be five had the 2020 NCAA Tournament had not been cancelled due to the COVID-19 pandemic, as Arkansas was a lock to make the Big Dance) and third 20+ win season in the Neighbors' era.

In 2022-23, the Hogs started out the season 13-0, which was tied for the second-best start in program history. Going into Mid-December, the Hogs were ranked as high as No. 17 in the AP Poll. The Hogs won another SEC Tournament game in comeback fashion versus Missouri to make it to the quarterfinals and hold the best winning percentage in the SEC Tournament among all coaches in Arkansas history with an 8-6 record. Continuing into postseason, Arkansas became the automatic bid out of the SEC to the Postseason WNIT, making it to the Great 8, while being able to host three of its four games at Bud Walton Arena. Neighbors led the Hogs to two All-SEC selections, including Second Team choice Erynn Barnum, who was also on the Midseason Top 10 List for the Katrina McClain Award, as well as All-Freshman selection Saylor Poffenbarger, who broke a school record for five SEC Freshman of the Week accolades. The Hogs finished the season with 24 wins, which tied for the most in the Neighbors' era and matches the fourth most in a single season in program history. Additionally, four players averaged double digits in scoring, the most in the Southeastern Conference.

Prior to Arkansas, Neighbors guided Washington to four seasons of unprecedented success, highlighted by the 2016 NCAA Final Four and two NCAA Sweet 16 appearances. Neighbors was an assistant for the Huskies prior to this promotion and also has had stops at Xavier, Tulsa, Colorado and Arkansas as an assistant.

A native of Greenwood, Arkansas, Neighbors received his associate degree at the University of Arkansas - Fort Smith and his bachelor's degree from the University of Arkansas in 1993. Neighbors is married to Jayci Stone. He has four children, a daughter, Abby and three sons, Alec, Bowen and Barrett, as well as a granddaughter, Emzey.

## TIMELINE

→ Bentonville HS Head Coach	1994-98
→ Cabot HS Head Coach	1998-99
→ Arkansas Director of Ops	1999-01
→ Tulsa Univ. Assistant Coach	2001-05
→ Univ. of Colorado Assistant Coach	2005-06
→ Univ. of Arkansas Assistant Coach	2006-07
→ Xavier Assistant Coach	2007-11
→ Univ. of Washington Assistant Coach	2011-13
→ Univ. of Washington Head Coach	2013-17
→ Univ. of Arkansas Head Coach	2017-present

## COACHING DEVELOPMENT

Coach	w/Nabes	Now
Fred Castro	'14-16	HC Eastern Michigan
Adia Barnes	'14-15	HC Arizona
Adam Call	'14	AC George Washington
Morgan Valley	'16	AC UConn
Todd Schaefer	'16-Pres.	AHC Arkansas
Chelsea Dungee	'18-21	AC Troy
Evann Johnston	'18-22	Special Ast. to HC Arkansas

## COACHING HISTORY

## University of Washington

Year	Overall	Pac-12	Finish
2013-14	20-14 (.588)	10-8 (.556)	6
2014-15	23-10 (.697)	11-7 (.611)	5
2015-16	26-11 (.703)	11-7 (.611)	5
2016-17	29-6 (.829)	15-3 (.833)	T2
UW	98-41 (.705)	47-25 (.662)	

## University of Arkansas

Year	Overall	SEC	Finish
2017-18	13-18 (.419)	3-13 (.188)	T11
2018-19	22-15 (.611)	6-10 (.375)	10
2019-20	24-8 (.750)	10-6 (.625)	T3
2020-21	19-9 (.679)	9-6 (.600)	T5
2021-22	18-14 (.563)	7-9 (.438)	T8
2022-23	24-13 (.649)	7-9 (.438)	8
2023-24	8-2 (.800)	-	-
Ark	128-79 (.618)	42-53 (.442)	7 yrs
Totals	226-120 (.653)	90-78 (.536)	11 yrs

## PLAYER DEVELOPMENT

YEAR	UNIVERSITY	PLAYER	ROUND	OVERALL	TEAM NOTE
2021	Arkansas	Chelsea Dungee	1	5	Dallas Wings 1 @
2021	Arkansas	Destiny Slocum	2	14	Las Vegas Aces 1 @
2021	Arizona	Aari McDonald	1	3	Atlanta Dream @
2017	Washington	Kelsey Plum	1	1	San Antonio Stars 1 @ Las Vegas Aces
	Washington	Chantel Osahor	2	21	Chicago Sky 1 @
2016	Washington	Talia Walton	3	29	Los Angeles Sparks 1 @
2011	Xavier	Amber Harris	1	4	Minnesota Lynx 1 #
	Xavier	Ta'Shia Phillips	1	8	Atlanta Dream 1 #
	TAMU/UAFA	Tanisha Smith	2	22	Seattle Storm #
	Colorado	Brittany Spears	2	19	Phoenix Mercury *
2009	Arkansas	Shameka Christon	1	5	New York Liberty S
2008	Arkansas	Lauren Ervin	3	37	Connecticut Sun 1 #
2006	Tulsa	Megan Moody	-	-	Houston Comets Free Agent #
2003	Tulsa	Allison Curtin	1	12	Houston Comets 1 # Traded to Detroit Shock
	Arkansas	Dana Cherry	2	23	Charlotte Sting S

\* - Signed but did not coach

! - At the school when player was drafted

@ - Worked with player as a head coach

# - Worked with player as an assistant coach


S - Worked with player as other (GA, etc)

## NABES VS. ARKANSAS HISTORY

Category	NABES	All Others In Program History
Winning Record In SEC Play	2 Seasons	2 Seasons
SEC Tourney Finals	1	0
Top 5 Wins	2	2
Weeks Ranked in AP Top 25	39	63
Top 15 WNBA Draft Picks	2	1
McDonald's AAs Signed	8	1
WNBA AAs	1	1

## MORE NABES FACTS

- **Movies:** His expansive movie collection includes digital, disk and VHS copies. Did you know he used to work at BlockBuster? On a related note, he also collects books that have been turned into movies.
- **Baseballs autographed by movie stars:** Ask him about this collection – talk about some good stories.
- **Lunch Boxes:** Coach collects tin lunch boxes that he carried to school and has them displayed in his home. His first lunch box had KISS on it.
- **Hamilton:** Nabes is a huge Hamilton fan, and routinely quotes the Broadway musical to players, fans and media alike.
- **Athens City Champion:** Coach stumbled upon a dart tournament while on a trip to Athens, Georgia. He joined in and was one of the two-man winning team.
- **Ask him about shoes, music, movies, guitars, bas-ketball nostalgia – just about anything!**



NEIGHBORS VERSUS ...											
Abilene Christian	2	0	Georgia	1	7	Northern Arizona	1	0	Tennessee	2	5
Alabama	5	2	Grambling State	2	0	Northwestern State	2	0	Tennessee Martin	1	0
Arizona State	2	6	Grand Canyon	1	0	Notre Dame	0	1	Tennessee State	1	0
Arizona	6	0	Hartford	1	0	Oklahoma	1	2	Tennessee Tech	1	0
Arkansas State	3	0	Hawai'i	1	0	Ole Miss	5	3	Texas A&M	4	8
Auburn	7	1	Houston	2	0	Oral Roberts	5	0	Texas Tech	2	0
Baylor	1	0	Idaho	1	0	Oregon State	1	6	Troy	1	0
Belmont	2	0	Iowa State	0	1	Oregon	5	4	Tulsa	4	0
Boise State	1	0	Jackson State	2	0	Pennsylvania	1	0	UAB	1	0
BYU	1	0	Kansas	0	2	Pittsburgh	1	1	UAPB	3	0
California	5	4	Kansas State	2	0	Portland	3	1	UC Irvine	1	0
Central Arkansas	4	0	Kent State	1	0	Prairie View A&M	1	0	UC Riverside	2	0
Central Florida	0	1	Kentucky	3	5	Saint Mary's	0	1	UCLA	4	3
Charlotte	1	0	Lamar	1	0	Sam Houston	2	0	USC	6	0
Clemson	1	0	Little Rock	5	0	Samford	1	0	USF	0	1
Colorado State	1	0	Louisiana-Monroe	3	0	San Diego State	2	0	Utah	7	4
Colorado	9	0	Louisiana Tech	2	0	San Diego	1	0	UT-Arlington	2	0
Connecticut	1	1	LSU	3	4	Santa Clara	1	0	UTEP	0	2
Creighton	1	1	Marquette	0	1	Savannah State	1	0	Vanderbilt	4	3
CSUN	1	0	McNeese State	1	0	Seattle	4	0	Wake Forest	1	0
DePaul	0	1	Maryland	1	1	SFA	1	0	Washington State	5	3
Eastern Washington	1	0	Miami	0	1	SMU	2	0	Weber State	1	0
Florida State	2	0	Mississippi State	3	6	South Carolina	1	10	Wisconsin	4	0
Florida	4	3	Missouri	11	4	South Dakota	2	0	Wright State	0	1
FGCU	1	0	Montana State	2	0	Stanford	3	5	Yale	1	0
Fordham	1	0	Murray State	1	0	Stony Brook	1	0	<b>TOTALS</b>	<b>226</b>	<b>120</b>
Fresno State	2	0	Nebraska	1	1	Syracuse	0	2			
Furman	1	0	New Mexico State	1	0	Tarleton State	1	0			
			New Orleans	1	0	TCU	0	1			







## 2023-24 Arkansas Women's Basketball Combined Team Statistics All games

Page 1/1  
as of Dec 08, 2023

### Game Records

Record	Overall	Home	Away	Neutral
ALL GAMES	8-2	5-1	2-0	1-1
CONFERENCE	0-0	0-0	0-0	0-0
NON-CONFERENCE	8-2	5-1	2-0	1-1

### Score by Periods

Team	1st	2nd	3rd	4th	OT	TOT
Arkansas	164	195	211	193	0	763
Opponents	149	172	157	182	0	660

### Team Box Score

No.	Player				Total		3-Point		F-Throw		Rebounds											
		GP-GS	MIN	AVG	FG-FGA	FG%	3FG-3FGA	3FG%	FT-FTA	FT%	OFF	DEF	TOT	AVG	PF	DQ	A	TO	BLK	STL	PTS	AVG
0	SCOTT, Taliah	10-10	348:24	34.8	81-181	.448	22-75	.293	54-65	.831	4	33	37	3.7	15	0	12	35	0	4	238	23.8
2	SPENCER, Samara	10-10	305:14	30.5	36-95	.379	14-44	.318	30-40	.750	3	36	39	3.9	10	0	36	24	3	13	116	11.6
43	DANIELS, Makayla	10-10	312:59	31.3	38-83	.458	16-43	.372	19-31	.613	15	33	48	4.8	26	0	31	16	1	18	111	11.1
4	POFFENBARGER, Saylor	10-10	294:34	29.5	41-110	.373	17-50	.340	10-18	.556	21	98	119	11.9	12	0	17	13	14	18	109	10.9
30	DAUDA, Maryam	10-10	255:12	25.5	29-63	.460	10-25	.400	14-21	.667	20	45	65	6.5	27	0	9	13	15	6	82	8.2
23	KEATS, Carly	10-0	161:52	16.2	17-59	.288	14-43	.326	8-9	.889	1	12	13	1.3	5	0	3	8	1	3	56	5.6
13	GOFORTH, Sasha	7-0	112:36	16.1	7-30	.233	0-10	.000	7-16	.438	8	11	19	2.7	6	0	2	6	13	6	21	3.0
34	LAWRENCE, Jenna	6-0	46:11	7.7	4-11	.364	1-7	.143	4-6	.667	3	3	6	1.0	5	0	1	2	3	3	13	2.2
55	ELLIS, Emrie	8-0	84:10	10.5	4-9	.444	3-4	.750	2-2	1.000	2	9	11	1.4	13	0	2	2	6	0	13	1.6
10	SÁNCHEZ CERQUEIRA, Cristina	7-0	42:54	6.1	1-9	.111	0-1	.000	1-2	.500	4	6	10	1.4	8	0	2	3	1	0	3	0.4
20	JOHNSON, Karley	3-0	27:06	9.0	0-5	.000	0-1	.000	1-4	.250	3	3	6	2.0	2	0	1	0	0	3	1	0.3
21	LINDSEY, Loren	1-0	03:36	3.6	0-0	.000	0-0	.000	0-0	.000	0	0	0	0.0	0	0	1	0	0	0	0	0.0
8	FRANKLIN, Bea	1-0	05:13	5.2	0-1	.000	0-0	.000	0-0	.000	1	0	1	1.0	0	0	0	0	0	0	0	0.0
Team											27	18	45					7				
Total		10	2000		258-656	.393	97-303	.320	150-214	.701	112	307	419	41.9	129	0	117	129	57	74	763	76.3
Opponents		10	2000		247-660	.374	66-232	.284	100-131	.763	114	310	424	42.4	192	4	125	159	31	74	660	66.0

### Team Statistics

	ARK	OPP
<b>Scoring</b>	<b>763</b>	<b>660</b>
Points per game	76.3	66.0
Scoring margin	+10.3	-
<b>Field goals-att</b>	<b>258-656</b>	<b>247-660</b>
Field goal pct	.393	.374
<b>3 point fg-att</b>	<b>97-303</b>	<b>66-232</b>
3-point FG pct	.320	.284
3-pt FG made per game	9.7	6.6
<b>Free throws-att</b>	<b>150-214</b>	<b>100-131</b>
Free throw pct	.701	.763
F-Throws made per game	15.0	10.0
<b>Rebounds</b>	<b>419</b>	<b>424</b>
Rebounds per game	41.9	42.4
Rebounding margin	-0.5	-
<b>Assists</b>	<b>117</b>	<b>125</b>
Assists per game	11.7	12.5
<b>Turnovers</b>	<b>129</b>	<b>159</b>
Turnovers per game	12.9	15.9
Turnover margin	+3.0	-
Assist/turnover ratio	0.9	0.8
<b>Steals</b>	<b>74</b>	<b>74</b>
Steals per game	7.4	7.4
<b>Blocks</b>	<b>57</b>	<b>31</b>
Blocks per game	5.7	3.1
<b>Winning streak</b>	<b>1</b>	<b>-</b>
Home win streak	1	-
<b>Attendance</b>	<b>27318</b>	<b>5424</b>
Home games-Avg/Game	6-4553	2-2712
Neutral site-Avg/Game	-	2-441

### Team Results

Date	Opponent		Score	Att.
11/07/2023	ULM	W	81-76	2630
11/10/2023	Murray St.	W	82-79	11026
11/14/2023	Little Rock	W	77-36	2608
11/17/2023	at Arkansas St.	W	82-67	3208
11/20/2023	Central Ark.	W	81-67	4194
11/24/2023	vs Wisconsin	W	65-62	654
11/25/2023	vs Marquette	L	58-74	227
11/30/2023	at Florida St.	W	71-58	2216
12/03/2023	UCLA	L	66-81	4261
12/07/2023	Louisiana Tech	W	100-60	2599





## 2023-24 Arkansas Women's Basketball Team High/Low Analysis All games

Page 1/4  
as of Dec 09, 2023

### Arkansas - Game Highs

<b>POINTS</b>	100		Louisiana Tech (12/07/2023)
	82		at Arkansas St. (11/17/2023)
	82		Murray St. (11/10/2023)
	81		Central Ark. (11/20/2023)
	81		ULM (11/07/2023)
<b>FIELD GOALS MADE</b>	36		Louisiana Tech (12/07/2023)
	30		at Arkansas St. (11/17/2023)
	30		Murray St. (11/10/2023)
<b>FIELD GOAL ATTEMPTS</b>	79		at Florida St. (11/30/2023)
	70		vs Wisconsin (N) (11/24/2023)
<b>FIELD GOAL PERCENTAGE</b>	.554	(36-65)	Louisiana Tech (12/07/2023)
	.476	(30-63)	at Arkansas St. (11/17/2023)
<b>3 PT FG MADE</b>	14		Louisiana Tech (12/07/2023)
	13		at Florida St. (11/30/2023)
<b>3 PT FG ATTEMPTS</b>	41		at Florida St. (11/30/2023)
	41		vs Wisconsin (N) (11/24/2023)
<b>3 PT FG PERCENTAGE</b>	.500	(14-28)	Louisiana Tech (12/07/2023)
	.375	(9-24)	UCLA (12/03/2023)
	.375	(9-24)	Central Ark. (11/20/2023)
<b>FREE THROWS MADE</b>	28		ULM (11/07/2023)
	20		Central Ark. (11/20/2023)
<b>FREE THROW ATTEMPTS</b>	44		ULM (11/07/2023)
	27		Central Ark. (11/20/2023)
<b>FREE THROW PERCENTAGE</b>	1.000	(12-12)	at Arkansas St. (11/17/2023)
	.800	(12-15)	vs Marquette (N) (11/25/2023)
<b>REBOUNDS</b>	57		ULM (11/07/2023)
	51		at Florida St. (11/30/2023)
<b>ASSISTS</b>	19		Louisiana Tech (12/07/2023)
	16		at Arkansas St. (11/17/2023)
<b>STEALS</b>	13		Louisiana Tech (12/07/2023)
	11		UCLA (12/03/2023)
<b>BLOCKED SHOTS</b>	9		at Florida St. (11/30/2023)
	8		Little Rock (11/14/2023)
	8		Murray St. (11/10/2023)
<b>TURNOVERS</b>	18		Murray St. (11/10/2023)
	16		ULM (11/07/2023)
<b>FOULS</b>	16		vs Marquette (N) (11/25/2023)
	15		UCLA (12/03/2023)
	15		at Arkansas St. (11/17/2023)



**2023-24 Arkansas Women's Basketball**  
**Team High/Low Analysis**  
**All games**

Page 3/4  
as of Dec 09, 2023

**Arkansas - Game Lows**

<b>POINTS</b>	58		vs Marquette (N) (11/25/2023)
	65		vs Wisconsin (N) (11/24/2023)
	66		UCLA (12/03/2023)
	71		at Florida St. (11/30/2023)
	77		Little Rock (11/14/2023)
<b>FIELD GOALS MADE</b>	18		vs Marquette (N) (11/25/2023)
	21		UCLA (12/03/2023)
	21		vs Wisconsin (N) (11/24/2023)
<b>FIELD GOAL ATTEMPTS</b>	54		vs Marquette (N) (11/25/2023)
	59		Central Ark. (11/20/2023)
<b>FIELD GOAL PERCENTAGE</b>	.300	(21-70)	vs Wisconsin (N) (11/24/2023)
	.316	(25-79)	at Florida St. (11/30/2023)
<b>3 PT FG MADE</b>	5		ULM (11/07/2023)
	7		Murray St. (11/10/2023)
<b>3 PT FG ATTEMPTS</b>	24		UCLA (12/03/2023)
	24		Central Ark. (11/20/2023)
<b>3 PT FG PERCENTAGE</b>	.167	(5-30)	ULM (11/07/2023)
	.278	(10-36)	at Arkansas St. (11/17/2023)
<b>FREE THROWS MADE</b>	8		at Florida St. (11/30/2023)
	11		vs Wisconsin (N) (11/24/2023)
<b>FREE THROW ATTEMPTS</b>	11		at Florida St. (11/30/2023)
	12		at Arkansas St. (11/17/2023)
<b>FREE THROW PERCENTAGE</b>	.538	(14-26)	Louisiana Tech (12/07/2023)
	.550	(11-20)	vs Wisconsin (N) (11/24/2023)
<b>REBOUNDS</b>	26		UCLA (12/03/2023)
	32		vs Marquette (N) (11/25/2023)
	32		Central Ark. (11/20/2023)
<b>ASSISTS</b>	5		ULM (11/07/2023)
	7		UCLA (12/03/2023)
<b>STEALS</b>	3		vs Marquette (N) (11/25/2023)
	4		at Florida St. (11/30/2023)
	4		at Arkansas St. (11/17/2023)
	4		Murray St. (11/10/2023)
<b>BLOCKED SHOTS</b>	2		Louisiana Tech (12/07/2023)
	3		Central Ark. (11/20/2023)
	3		at Arkansas St. (11/17/2023)
<b>TURNOVERS</b>	8		Little Rock (11/14/2023)
	9		at Florida St. (11/30/2023)
<b>FOULS</b>	7		Little Rock (11/14/2023)
	11		Louisiana Tech (12/07/2023)



## 2023-24 Arkansas Women's Basketball Category Leaders All games

Page 1/3  
as of Dec 08, 2023

### Points

##	Player	G	Pts	Pts/G
0	Scott, Taliah	10	238	23.8
2	Spencer, Samara	10	116	11.6
43	Daniels, Makayla	10	111	11.1
4	Poffenbarger, Saylor	10	109	10.9
30	Dauda, Maryam	10	82	8.2
23	Keats, Carly	10	56	5.6
13	Goforth, Sasha	7	21	3.0
34	Lawrence, Jenna	6	13	2.2
55	Ellis, Emrie	8	13	1.6
10	Sánchez Cerqueira, Cristina	7	3	0.4
20	Johnson, Karley	3	1	0.3

### Scoring Average

##	Player	G	Pts	Pts/G
0	Scott, Taliah	10	238	23.8
2	Spencer, Samara	10	116	11.6
43	Daniels, Makayla	10	111	11.1
4	Poffenbarger, Saylor	10	109	10.9
30	Dauda, Maryam	10	82	8.2
23	Keats, Carly	10	56	5.6
13	Goforth, Sasha	7	21	3.0
34	Lawrence, Jenna	6	13	2.2
55	Ellis, Emrie	8	13	1.6
10	Sánchez Cerqueira, Cristina	7	3	0.4
20	Johnson, Karley	3	1	0.3

### Field Goal Percentage

##	Player	FG	Att	Pct
30	Dauda, Maryam	29	63	.460
43	Daniels, Makayla	38	83	.458
0	Scott, Taliah	81	181	.448
55	Ellis, Emrie	4	9	.444
2	Spencer, Samara	36	95	.379
4	Poffenbarger, Saylor	41	110	.373
34	Lawrence, Jenna	4	11	.364
23	Keats, Carly	17	59	.288
13	Goforth, Sasha	7	30	.233
10	Sánchez Cerqueira, Cristina	1	9	.111

### Field Goal Attempts

##	Player	G	Att	Att/G
0	Scott, Taliah	10	181	18.1
4	Poffenbarger, Saylor	10	110	11.0
2	Spencer, Samara	10	95	9.5
43	Daniels, Makayla	10	83	8.3
30	Dauda, Maryam	10	63	6.3

### Field Goals Made

##	Player	G	Made	Made/G
0	Scott, Taliah	10	81	8.1
4	Poffenbarger, Saylor	10	41	4.1
43	Daniels, Makayla	10	38	3.8
2	Spencer, Samara	10	36	3.6
30	Dauda, Maryam	10	29	2.9

### 3-Point FG Percentage

##	Player	3FG	Att	Pct
55	Ellis, Emrie	3	4	.750
30	Dauda, Maryam	10	25	.400
43	Daniels, Makayla	16	43	.372
4	Poffenbarger, Saylor	17	50	.340
23	Keats, Carly	14	43	.326
2	Spencer, Samara	14	44	.318
0	Scott, Taliah	22	75	.293
34	Lawrence, Jenna	1	7	.143

### 3-Point FG Attempts

##	Player	G	Att	Att/G
0	Scott, Taliah	10	75	7.5
4	Poffenbarger, Saylor	10	50	5.0
2	Spencer, Samara	10	44	4.4
43	Daniels, Makayla	10	43	4.3
23	Keats, Carly	10	43	4.3

### 3-Point FG Made

##	Player	G	Made	Made/G
0	Scott, Taliah	10	22	2.2
4	Poffenbarger, Saylor	10	17	1.7
43	Daniels, Makayla	10	16	1.6
2	Spencer, Samara	10	14	1.4
23	Keats, Carly	10	14	1.4





2023-24 Arkansas Women's Basketball  
Category Leaders  
All games

Page 2/3  
as of Dec 08, 2023

#### Free Throw Percentage

##	Player	Made	Att	Pct
55	Ellis, Emrie	2	2	1.000
23	Keats, Carly	8	9	.889
0	Scott, Taliah	54	65	.831
2	Spencer, Samara	30	40	.750
30	Dauda, Maryam	14	21	.667
34	Lawrence, Jenna	4	6	.667
43	Daniels, Makayla	19	31	.613
4	Poffenbarger, Saylor	10	18	.556
10	Sánchez Cerqueira, Cristina	1	2	.500
13	Goforth, Sasha	7	16	.438
20	Johnson, Karley	1	4	.250

#### Free Throw Attempts

##	Player	G	Att	Att/G
0	Scott, Taliah	10	65	6.5
2	Spencer, Samara	10	40	4.0
43	Daniels, Makayla	10	31	3.1
30	Dauda, Maryam	10	21	2.1
4	Poffenbarger, Saylor	10	18	1.8

#### Free Throws Made

##	Player	G	Made	Made/G
0	Scott, Taliah	10	54	5.4
2	Spencer, Samara	10	30	3.0
43	Daniels, Makayla	10	19	1.9
30	Dauda, Maryam	10	14	1.4
4	Poffenbarger, Saylor	10	10	1.0

#### Rebounds

##	Player	G	Reb	Reb/G
4	Poffenbarger, Saylor	10	119	11.9
30	Dauda, Maryam	10	65	6.5
43	Daniels, Makayla	10	48	4.8
2	Spencer, Samara	10	39	3.9
0	Scott, Taliah	10	37	3.7

#### Assists

##	Player	G	Ast	Ast/G
2	Spencer, Samara	10	36	3.6
43	Daniels, Makayla	10	31	3.1
4	Poffenbarger, Saylor	10	17	1.7
0	Scott, Taliah	10	12	1.2
30	Dauda, Maryam	10	9	0.9

#### Rebounds Average

##	Player	G	Reb	Reb/G
4	Poffenbarger, Saylor	10	119	11.9
30	Dauda, Maryam	10	65	6.5
43	Daniels, Makayla	10	48	4.8
2	Spencer, Samara	10	39	3.9
0	Scott, Taliah	10	37	3.7

#### Steals

##	Player	G	Stl	Stl/G
43	Daniels, Makayla	10	18	1.8
4	Poffenbarger, Saylor	10	18	1.8
2	Spencer, Samara	10	13	1.3
30	Dauda, Maryam	10	6	0.6
13	Goforth, Sasha	7	6	0.9

#### Offensive Rebounds

##	Player	G	OReb	OReb/G
4	Poffenbarger, Saylor	10	21	2.1
30	Dauda, Maryam	10	20	2.0
43	Daniels, Makayla	10	15	1.5
13	Goforth, Sasha	7	8	1.1
0	Scott, Taliah	10	4	0.4

#### Blocked Shots

##	Player	G	Blk	Blk/G
30	Dauda, Maryam	10	15	1.5
4	Poffenbarger, Saylor	10	14	1.4
13	Goforth, Sasha	7	13	1.9
55	Ellis, Emrie	8	6	0.8
2	Spencer, Samara	10	3	0.3

#### Defensive Rebounds

##	Player	G	DReb	DReb/G
4	Poffenbarger, Saylor	10	98	9.8
30	Dauda, Maryam	10	45	4.5
2	Spencer, Samara	10	36	3.6
0	Scott, Taliah	10	33	3.3
43	Daniels, Makayla	10	33	3.3

#### Minutes

##	Player	G	Min	Min/G
0	Scott, Taliah	10	348	34:50
43	Daniels, Makayla	10	313	31:18
2	Spencer, Samara	10	305	30:31
4	Poffenbarger, Saylor	10	295	29:27
30	Dauda, Maryam	10	255	25:31

#### Fouls

##	Player	G	PF	PF/G
30	Dauda, Maryam	10	27	2.7
43	Daniels, Makayla	10	26	2.6
0	Scott, Taliah	10	15	1.5
55	Ellis, Emrie	8	13	1.6
4	Poffenbarger, Saylor	10	12	1.2

#### Turnovers

##	Player	G	TO	TO/G
0	Scott, Taliah	10	35	3.5
2	Spencer, Samara	10	24	2.4
43	Daniels, Makayla	10	16	1.6
4	Poffenbarger, Saylor	10	13	1.3
30	Dauda, Maryam	10	13	1.3

#### Foul Outs

##	Player	G	FO
----	--------	---	----



## 2023-24 Arkansas Women's Basketball Points-rebounds-assists All games

Page 1/1  
as of Dec 09, 2023

Opponent	Date	Score		0	2	4	8	10	13	20	21	23	30	34
				SCOTT,TALI	SPENCER,SA	POFFENBARG	FRANKLIN,B	SÁNCHEZ CE	GOFORTH,SA	JOHNSON,KA	LINDSEY,LO	KEATS,CARL	DAUDA,MARY	LAWRENCE,J
ULM	11/07/2023	81-76	W	29-6-1	16-8-2	7-21-1	DNP	0-2-0	4-7-0	DNP	DNP	4-0-0	4-7-0	DNP
Murray St.	11/10/2023	82-79	W	25-3-1	11-5-7	10-12-3	DNP	0-2-1	9-2-0	DNP	DNP	9-0-0	3-8-0	0-1-0
Little Rock	11/14/2023	77-36	W	18-3-0	6-2-5	12-8-1	DNP	1-2-0	2-4-0	1-2-0	0-0-1	14-4-0	15-7-0	3-3-1
at Arkansas St.	11/17/2023	82-67	W	34-5-2	9-3-3	9-14-4	DNP	DNP	2-2-1	DNP	DNP	3-1-1	11-9-2	DNP
Central Ark.	11/20/2023	81-67	W	17-4-3	16-2-1	17-6-0	DNP	0-0-1	4-2-1	DNP	DNP	0-2-0	14-8-1	0-1-0
vs Wisconsin	11/24/2023	65-62	W	18-5-1	13-6-2	4-10-2	DNP	DNP	0-0-0	DNP	DNP	4-2-0	4-11-3	DNP
vs Marquette	11/25/2023	58-74	L	21-3-0	8-2-3	13-7-2	DNP	2-1-0	0-2-0	0-2-0	DNP	9-0-0	2-4-1	0-0-0
at Florida St.	11/30/2023	71-58	W	24-4-2	15-1-6	13-23-2	DNP	DNP	DNP	DNP	DNP	3-1-0	6-6-0	DNP
UCLA	12/03/2023	66-81	L	23-2-1	2-2-1	12-7-0	DNP	0-1-0	DNP	DNP	DNP	2-1-1	14-2-2	0-0-0
Louisiana Tech	12/07/2023	100-60	W	29-2-1	20-8-6	12-11-2	0-1-0	0-2-0	DNP	0-2-1	DNP	8-2-1	9-3-0	10-1-0

Opponent	Date	Score		43	55
				DANIELS,MA	ELLIS,EMRI
ULM	11/07/2023	81-76	W	17-2-1	DNP
Murray St.	11/10/2023	82-79	W	15-6-1	DNP
Little Rock	11/14/2023	77-36	W	3-5-3	2-4-0
at Arkansas St.	11/17/2023	82-67	W	8-4-2	6-0-1
Central Ark.	11/20/2023	81-67	W	11-3-4	2-2-0
vs Wisconsin	11/24/2023	65-62	W	22-8-3	0-1-0
vs Marquette	11/25/2023	58-74	L	3-5-6	0-0-0
at Florida St.	11/30/2023	71-58	W	10-6-2	0-2-0
UCLA	12/03/2023	66-81	L	10-3-2	3-1-0
Louisiana Tech	12/07/2023	100-60	W	12-6-7	0-1-1

## 2023-24 SPECIALTY STATS (ARKANSAS/OPPONENT)

	Result	Pts Off	Pts in	2nd	Fast	Lead				Best Ark				Opp Best		Ark	Opp	
Opponent		TO	Paint	Chance	Break	Bench	Ties	Chng	Ark Largest Lead		Run	Opp Largest Lead		Run	Led	Led		
vs. ULM	W, 81-76	15 / 19	38 / 40	6 / 2	15 / 24	8 / 14	8	6	14	5:42	4th	9-0	5	6:05	1st	8-0	29:37	6:27
vs. Murray State	W, 82-79	12 / 30	44 / 28	4 / 9	20 / 14	18 / 43	4	3	24	7:22	3rd	11-0	5	2:02	1st	9-0	30:52	4:57
vs. Little Rock	W, 77-36	18 / 6	36 / 16	14 / 5	12 / 3	23 / 6	1	1	43	5:31	4th	15-0	2	9:30	1st	4-0	37:15	1:49
at Arkansas State	W, 82-67	13 / 11	28 / 26	16 / 14	10 / 2	11 / 8	4	11	21	0:02	3rd	10-0	6	3:49	1st	9-0	28:12	6:59
vs. Central Arkansas	W, 81-67	20 / 12	24 / 24	14 / 9	9 / 9	6 / 25	1	0	20	2:59	2nd	9-0	0	10:00	1st	12-0	38:57	0:00
vs. Wisconsin	W, 65-62	15 / 4	12 / 24	19 / 9	14 / 8	4 / 13	6	5	11	4:46	2nd	11-0	10	9:40	3rd	14-0	13:26	19:55
vs. Maquette	L, 74-58	12 / 18	14 / 36	6 / 9	16 / 15	11 / 10	0	0	0	10:00	1st	8-0	28	6:28	4th	10-0	0:00	39:15
at #15 Florida State	W, 71-58	14 / 7	20 / 24	7 / 5	9 / 7	3 / 11	3	7	23	8:36	4th	14-0	8	3:40	2nd	8-0	21:34	16:32
vs. #2 UCLA	L, 81-66	13 / 20	22 / 40	10 / 20	7 / 19	5 / 28	0	1	6	8:39	1st	15-0	30	0:35	3rd	15-0	3:31	35:59
vs. LA Tech	W, 100-60	13 / 8	42 / 28	1 / 1	17 / 9	18 / 25	0	0	44	6:44	4th	22-0	0	10:00	1st	7-0	7:25	0:00




**2023-24 Arkansas Women's Basketball  
Player Highs Analysis  
All games**

Page 1/3  
as of Dec 09, 2023

**Arkansas - Individual Game Highs**

<b>POINTS</b>	34		Taliah Scott at Arkansas St. (11/17/2023)
	29		Taliah Scott vs Louisiana Tech (12/07/2023)
	29		Taliah Scott vs ULM (11/07/2023)
	25		Taliah Scott vs Murray St. (11/10/2023)
	24		Taliah Scott at Florida St. (11/30/2023)
<b>FIELD GOALS MADE</b>	12		Taliah Scott vs Louisiana Tech (12/07/2023)
	12		Taliah Scott at Arkansas St. (11/17/2023)
<b>FIELD GOAL ATTEMPTS</b>	21		Taliah Scott vs UCLA (12/03/2023)
	21		Taliah Scott at Florida St. (11/30/2023)
	21		Taliah Scott at Arkansas St. (11/17/2023)
<b>FIELD GOAL PERCENTAGE (min 5 made)</b>	.750	(12-16)	Taliah Scott vs Louisiana Tech (12/07/2023)
	.667	(6-9)	Maryam Dauda vs Little Rock (11/14/2023)
<b>3 PT FG MADE</b>	5		Taliah Scott vs Louisiana Tech (12/07/2023)
	5		Makayla Daniels vs Wisconsin (N) (11/24/2023)
<b>3 PT FG ATTEMPTS</b>	13		Taliah Scott at Florida St. (11/30/2023)
	12		Saylor Poffenbarger at Florida St. (11/30/2023)
	12		Taliah Scott vs Wisconsin (N) (11/24/2023)
<b>3 PT FG PERCENTAGE (min 2 made)</b>	1.000	(2-2)	Emrie Ellis at Arkansas St. (11/17/2023)
	.750	(3-4)	Saylor Poffenbarger vs Central Ark. (11/20/2023)
<b>FREE THROWS MADE</b>	10		Samara Spencer vs ULM (11/07/2023)
	9		Taliah Scott at Arkansas St. (11/17/2023)
	9		Taliah Scott vs ULM (11/07/2023)
<b>FREE THROW ATTEMPTS</b>	13		Taliah Scott vs ULM (11/07/2023)
	12		Samara Spencer vs ULM (11/07/2023)
<b>FREE THROW PERCENTAGE (min 3 made)</b>	1.000	(9-9)	Taliah Scott at Arkansas St. (11/17/2023)
	1.000	(7-7)	Taliah Scott vs Murray St. (11/10/2023)
	1.000	(4-4)	Taliah Scott at Florida St. (11/30/2023)
	1.000	(4-4)	Samara Spencer vs Central Ark. (11/20/2023)
	1.000	(4-4)	Saylor Poffenbarger vs Little Rock (11/14/2023)
	1.000	(3-3)	Taliah Scott vs Central Ark. (11/20/2023)
	1.000	(3-3)	Samara Spencer at Arkansas St. (11/17/2023)
<b>REBOUNDS</b>	23		Saylor Poffenbarger at Florida St. (11/30/2023)
	21		Saylor Poffenbarger vs ULM (11/07/2023)
<b>ASSISTS</b>	7		Makayla Daniels vs Louisiana Tech (12/07/2023)
	7		Samara Spencer vs Murray St. (11/10/2023)
<b>STEALS</b>	5		Saylor Poffenbarger vs Louisiana Tech (12/07/2023)
	3		Makayla Daniels vs Louisiana Tech (12/07/2023)
	3		Samara Spencer vs UCLA (12/03/2023)
	3		Makayla Daniels vs UCLA (12/03/2023)
	3		Saylor Poffenbarger vs Wisconsin (N) (11/24/2023)
	3		Maryam Dauda vs Central Ark. (11/20/2023)
	3		Saylor Poffenbarger vs Murray St. (11/10/2023)
<b>BLOCKED SHOTS</b>	3		Sasha Goforth vs ULM (11/07/2023)
	4		Sasha Goforth vs Little Rock (11/14/2023)
	3		Saylor Poffenbarger at Florida St. (11/30/2023)
	3		Emrie Ellis at Florida St. (11/30/2023)
	3		Maryam Dauda vs Wisconsin (N) (11/24/2023)
	3		Saylor Poffenbarger vs Murray St. (11/10/2023)
	3		Sasha Goforth vs Murray St. (11/10/2023)
<b>TURNOVERS</b>	3		Sasha Goforth vs ULM (11/07/2023)
	9		Taliah Scott at Arkansas St. (11/17/2023)
	5		Taliah Scott vs Murray St. (11/10/2023)
	5		Samara Spencer vs ULM (11/07/2023)
<b>FOULS</b>	5		Maryam Dauda vs ULM (11/07/2023)
	4		Maryam Dauda at Florida St. (11/30/2023)
	4		Makayla Daniels vs Marquette (N) (11/25/2023)
	4		Maryam Dauda vs Wisconsin (N) (11/24/2023)
	4		Emrie Ellis at Arkansas St. (11/17/2023)
	4		Makayla Daniels vs Murray St. (11/10/2023)
	4		Makayla Daniels vs ULM (11/07/2023)





**0 Taliah Scott | Fr. | 5-9 | G | Orange Park, Fla. (St. Johns Country Day School)**

## SCOTT BENCHMARK STATS

SEASON HIGHS

Points	34	at A-State	11-17-23
FG Made	12	vs. LA Tech	12-7-23*
FG Att.	21	vs. #2 UCLA	12-3-23*
3FG Made	5	vs. LA Tech	12-7-23
3FG Att.	13	at #15 FSU	11-30-23
FT Made	9	at A-State	11-17-23*
FT Att.	13	vs. ULM	11-7-23
Off. Reb.	2	at A-State	11-17-23
Def. Reb.	5	vs. ULM	11-7-23
Rebounds	6	vs. ULM	11-7-23
Assists	3	vs. UCA	11-20-23
Blocks	N/A		
Steals	1	vs. LA Tech	12-7-23*
Minutes	40	at A-State	11-17-23

CAREER HIGHS

Points	34	at A-State	11-17-23
FG Made	12	vs. LA Tech	12-7-23*
FG Att.	21	vs. #2 UCLA	12-3-23*
3FG Made	5	vs. LA Tech	12-7-23
3FG Att.	13	at #15 FSU	11-30-23
FT Made	9	at A-State	11-17-23*
FT Att.	13	vs. ULM	11-7-23
Off. Reb.	2	at A-State	11-17-23
Def. Reb.	5	vs. ULM	11-7-23
Rebounds	6	vs. ULM	11-7-23
Assists	3	vs. UCA	11-20-23
Blocks	N/A		
Steals	1	vs. LA Tech	12-7-23*
Minutes	40	at A-State	11-17-23

N/A

SEC HIGHS

NOTABLES

Stat	23-24	Career
Double Figure Pts	10	10
Double Figure Rebs	-	-
Double-Doubles	-	-
5+ Assists	-	-
3+ Blocks	-	-
3+ Steals	-	-
Led Team in Pts	9	9
Led Team in Reb	-	-
20+ Points	7	7
30+ Points	1	1

\* Most Recent

## GAME NOTES

- Coming off most efficient shooting performance with 29 points off 12-of-16 from the field, 5-of-8 from 3-point vs. LA Tech
- Named SEC Freshman of the Week three times in a row
- Paces the SEC in scoring (23.8), FG makes (81), FGA (181) & FT makes (54), & fourth in FT perc. (.831)
- In the NCAA, second in points (238), only trailing Caitlin Clark, fourth in FG makes, FT makes and FGA, fifth in PPG, seventh in FTA and ninth in 3PA
- Her 238 points through is higher than Kelsey Plum (176) & Chelsea Dungee (171) in their first 10 games
- No. 11 ranked player in the 2023 HoopGurlz Recruiting Rankings - ESPNW 100 and five-star prospect
- McDonald's All-American, Gatorade Florida Girls Basketball Player of the Year & Florida Dairy Farmers Miss Basketball
- Finished high school with 2,735 points, which is third most points by a NE Florida girls basketball player
- Led the country in scoring for the majority of the year during her senior year with an incredible 36.2 points, 9.2 rebounds, 4.8 assists and 3.0 steals per game at St. Johns Country Day

## FASTBREAK WITH TALIAH SCOTT

- Daughter of Derrick and Marika Scott
- Her dad played basketball at UNF
- Majoring in psychology
- Was nine when she started playing basketball and seeing her brother play inspired her to do so, while she was doing gymnastics at the time
- Shot her first 3-pointer ever at an Orlando Magic game family shooting contest
- Dedication this season to her best friend, Mike, who passed away a couple years ago

## #0 SCOTT, Taliah

Opponent	Date	GS	MIN	Total		3-Pointers		Free throws		Rebounds		PF	A	TO	BLK	STL	PTS	AVG		
				FG-FA	PCT	3FG-3FGA	PCT	FT-FTA	PCT	OFF	DEF	TOT	AVG							
ULM	11/07/2023	*	32:13	9-20	.450	2-8	.250	9-13	.692	1	5	6	6.0	2	1	2	0	29	29.0	
Murray St.	11/10/2023	*	34:30	9-20	.450	0-4	.000	7-7	1.000	0	3	3	4.5	0	1	5	0	25	27.0	
Little Rock	11/14/2023	*	28:50	6-11	.545	1-4	.250	5-6	.833	1	2	3	4.0	1	0	4	0	18	24.0	
at Arkansas St.	11/17/2023	*	40:00	12-21	.571	1-9	.111	9-9	1.000	2	3	5	4.3	2	2	9	0	34	26.5	
Central Ark.	11/20/2023	*	35:55	7-17	.412	0-3	.000	3-3	1.000	0	4	4	4.2	2	3	3	0	17	24.6	
vs Wisconsin	11/24/2023	*	37:56	6-20	.300	4-12	.333	2-2	1.000	0	5	5	4.3	1	1	1	0	18	23.5	
vs Marquette	11/25/2023	*	35:09	6-14	.429	2-7	.286	7-8	.875	0	3	3	4.1	3	0	2	0	21	23.1	
at Florida St.	11/30/2023	*	33:56	8-21	.381	4-13	.308	4-4	1.000	0	4	4	4.1	2	2	2	0	24	23.3	
UCLA	12/03/2023	*	38:55	6-21	.286	3-7	.429	8-9	.889	0	2	2	3.9	1	1	4	0	23	23.2	
Louisiana Tech	12/07/2023	*	31:00	12-16	.750	5-8	.625	0-4	.000	0	2	2	3.7	1	1	3	0	29	23.8	
Totals		10	348:24	81-181	.448	22-75	.293	54-65	.831	4	33	37	3.7	15	12	35	0	4	238	23.8

## Player Averages

Games Played	Minutes/game	Points/game	FG Pct	3FG Pct	FT Pct	Rebounds/game	Assists/game	Turnovers/game	Assist/Turnover ratio	Steals/game	Blocks/game
10	34.8	23.8	44.8	29.3	83.1	3.7	1.2	3.5	0.3	0.4	0.0

## CAREER STATISTICS

				Field Goals		3-Point		F-Throws		Rebounds								Scoring		
SEASON	TEAM	GP-GS	MIN/AVG	FG-FGA	FG%	3FG-3FGA	3FG%	FT-FTA	FT%	OFF	DEF	TOT	AVG	PF-FO	A	TO	BLK	STL	PTS	AVG
2023-24	Ark	10-10	348/34.8	81-181	.448	22-75	.293	54-65	.831	4	33	37	3.7	15-0	12	35	0	4	238	23.8
TOTAL		10-10	348/34.8	81-181	.448	22-75	.293	54-65	.831	4	33	37	3.7	15-0	12	35	0	4	238	23.8



2 Samara Spencer | Jr. | 5-7 | G | Fort Lauderdale, Fla. (St. Thomas Aquinas HS)

SPENCER BENCHMARK STATS				
SEASON HIGHS	Points	20	vs. LA Tech	12-7-23
	FG Made	7	vs. LA Tech	12-7-23
	FG Att.	17	vs. Wisconsin	11-24-23
	3FG Made	3	vs. LA Tech	12-7-23*
	3FG Att.	17	vs. Wisconsin	11-24-23
	FT Made	10	vs. ULM	11-7-23
	FT Att.	12	vs. ULM	11-7-23
	Off. Reb.	1	vs. LA Tech	12-7-23*
	Def. Reb.	7	vs. LA Tech	12-7-23*
	Rebounds	8	vs. LA Tech	12-7-23*
	Assists	7	vs. Murray State	11-10-23
	Blocks	2	vs. Marquette	11-25-23
	Steals	3	vs. #2 UCLA	12-3-23
	Minutes	38	vs. Murray State	11-10-23

CAREER HIGHS	Points	32	vs. Oral Roberts	12-4-22
	FG Made	10	at #16 Creighton	12-17-22*
	FG Att.	21	vs. NAU	11-24-22*
	3FG Made	6	vs. Oral Roberts	12-4-22
	3FG Att.	11	vs. Wisconsin	11-24-23*
	FT Made	10	vs. ULM	11-7-23
	FT Att.	16	vs. Lamar	12-8-22
	Off. Reb.	2	vs. #1 SC	3-4-22*
	Def. Reb.	9	at Missouri	1-8-23
	Rebounds	9	at Missouri	1-8-23
	Assists	11	vs. LA Tech	3-16-23
	Blocks	2	vs. Marquette	11-25-23*
	Steals	4	vs. NAU	11-24-22*
	Minutes	43	vs. Ole Miss	1-29-23*

SEC HIGHS	Points	25	at Miss. State	2-23-23
	FG Made	9	vs. Vanderbilt	1-16-23*
	FG Att.	21	at Missouri	2-13-22*
	3FG Made	5	vs. Miss. State	1-23-22
	3FG Att.	8	vs. Texas A&M	2-26-23*
	FT Made	6	at Miss. State	2-27-22*
	FT Att.	13	at Miss. State	2-23-23
	Off. Reb.	2	vs. #1 SC	3-4-22*
	Def. Reb.	9	at Missouri	1-8-23
	Rebounds	9	at Missouri	1-8-23
	Assists	9	vs. Tennessee	2-16-23
	Blocks	2	vs. Missouri	3-2-23
	Steals	3	at Miss. State	2-23-23*
	Minutes	43	vs. Ole Miss	1-29-23*

NOTABLES	Stat	21-22	22-23	23-24	Career
	Double Figure Pts	20	27	6	53
	Double Figure Rebs	-	-	-	-
	Double-Doubles	-	2	-	2
	5+ Assists	5	13	4	22
	3+ Blocks	-	-	-	-
	3+ Steals	2	4	1	7
	Led Team in Pts	5	14	-	19
	Led Team in Reb	1	2	-	3
	20+ Points	3	8	1	12
	30+ Points	-	1	-	1

\* Most Recent

GAME NOTES

- Logged near triple-double w/ 20 points, eight rebounds and six assists w/ two steals vs. LA Tech
- Became the 33rd member of the 1K club at Arkansas, sixth in the Mike Neighbors era, doing so in her home state with 15 points and six assists in 38 minutes at No. 15 Florida State
- Went 10-of-12 from the line vs. ULM, as her 10 free throws is tied for the second most in the SEC this season
- Ranks seventh in FT perc. (.750), eighth in minutes (30.5), and 10th in FTM (30) and FTA (40) in the SEC
- Among active SEC players, fourth in assists (286), which is 15th most in school history and ninth in scoring (1,026), being one of nine in the league with over 1,000 career points at an SEC school
- Leading returning scorer with 14.4 PPG and a team-leading 154 assists last season
- Logged a near triple-double with 14 points, 11 assists and six rebounds vs. LA Tech in WNIT First Round
- 2022 SEC Freshman of the Year

FASTBREAK WITH SAMARA SPENCER

- Majoring in recreation and sport management
- Realized she wanted to play basketball when she saw her was watching a Tennessee WBB game when she was 7
- Loves to take pictures as a hobby
- Wears #2 because it's her favorite number
- Most notable skills on court: speed and IQ
- Proudest accomplishment in basketball: winning SEC Freshman of the Year

#2 SPENCER, Samara

Opponent	Date	GS	MIN	Total		3-Pointers		Free throws		Rebounds				PF	A	TO	BLK	STL	PTS	AVG	
				FG-FGA	PCT	3FG-3FGA	PCT	FT-FTA	PCT	OFF	DEF	TOT	AVG								
ULM	11/07/2023	*	30:29	3-7	.429	0-1	.000	10-12	.833	1	7	8	8.0	0	2	5	0	1	16	16.0	
Murray St.	11/10/2023	*	38:09	4-9	.444	2-5	.400	1-2	.500	0	5	5	6.5	2	7	4	0	0	11	13.5	
Little Rock	11/14/2023	*	25:00	3-8	.375	0-3	.000	0-0	.000	0	2	2	5.0	0	5	0	0	1	6	11.0	
at Arkansas St.	11/17/2023	*	31:42	3-6	.500	0-2	.000	3-3	1.000	0	3	3	4.5	2	3	1	0	2	9	10.5	
Central Ark.	11/20/2023	*	23:16	5-9	.556	2-4	.500	4-4	1.000	0	2	2	4.0	0	1	1	0	1	16	11.6	
vs Wisconsin	11/24/2023	*	35:15	3-17	.176	3-11	.273	4-6	.667	1	5	6	4.3	1	2	3	1	2	13	11.8	
vs Marquette	11/25/2023	*	32:44	2-8	.250	1-3	.333	3-5	.600	0	2	2	4.0	1	3	3	2	1	8	11.3	
at Florida St.	11/30/2023	*	37:34	5-15	.333	3-7	.429	2-2	1.000	0	1	1	3.6	1	6	2	0	0	15	11.8	
UCLA	12/03/2023	*	21:41	1-4	.250	0-0	.000	0-0	.000	0	2	2	3.4	3	1	2	0	3	2	10.7	
Louisiana Tech	12/07/2023	*	29:24	7-12	.583	3-8	.375	3-6	.500	1	7	8	3.9	0	6	3	0	2	20	11.6	
Totals			10	305:14	36-95	.379	14-44	.318	30-40	.750	3	36	39	3.9	10	36	24	3	13	116	11.6

Player Averages

Games Played	Minutes/ game	Points/ game	FG Pct	3FG Pct	FT Pct	Rebounds/ game	Assists/ game	Turnovers/ game	Assist/Turnover ratio	Steals/ game	Blocks/ game
10	30.5	11.6	37.9	31.8	75.0	3.9	3.6	2.4	1.5	1.3	0.3

CAREER STATISTICS

		Field Goals				3-Point		F-Throws		Rebounds								Scoring		
SEASON	TEAM	GP-GS	MIN/AVG	FG-FGA	FG%	3FG-3FGA	3FG%	FT-FTA	FT%	OFF	DEF	TOT	AVG	PF-FO	A	TO	BLK	STL	PTS	AVG
2021-22	Ark	31-27	930/30.0	138-325	.425	44-128	.344	59-98	.602	18	96	114	3.7	49-0	96	82	8	36	379	12.2
2022-23	Ark	37-37	1256/33.9	183-459	.399	65-201	.323	100-182	.549	6	133	139	3.8	70-2	154	112	10	41	531	14.4
2023-24	Ark	10-10	305/30.5	36-95	.379	14-44	.318	30-40	.750	3	36	39	3.9	10-0	36	24	3	13	116	11.6
TOTAL		78-74	2492/31.9	357-879	.406	123-373	.330	189-320	.591	27	265	292	3.7	129-2	286	218	21	90	1026	13.2



## 4 Saylor Poffenbarger | R-So. | 6-2 | G | Middletown, Conn. (Middletown HS | UConn)

### POFFENBARGER BENCHMARK STATS

#### SEASON HIGHS

Points	17	vs. UCA	11-20-23
FG Made	6	vs. UCA	11-20-23
FG Att.	18	at #15 FSU	11-30-23
3FG Made	4	at #15 FSU	11-30-23
3FG Att.	12	at #15 FSU	11-30-23
FT Made	4	vs. Little Rock	11-14-23
FT Att.	4	vs. Wisconsin	11-24-23*
Off. Reb.	4	at #15 FSU	11-30-23*
Def. Reb.	19	at #15 FSU	11-30-23
Rebounds	23	at #15 FSU	11-30-23
Assists	4	at A-State	11-17-23
Blocks	3	at #15 FSU	11-30-23*
Steals	5	vs. LA Tech	12-7-23
Minutes	38	at #15 FSU	11-30-23*

#### CAREER HIGHS

Points	24	at Missouri	1-8-23
FG Made	8	at Missouri	1-8-23*
FG Att.	18	at #15 FSU	11-30-23
3FG Made	4	at #15 FSU	11-30-23
3FG Att.	12	at #15 FSU	11-30-23
FT Made	6	at Missouri	1-8-23
FT Att.	7	at Missouri	1-8-23
Off. Reb.	4	at #15 FSU	11-30-23*
Def. Reb.	19	at #15 FSU	11-30-23
Rebounds	23	at #15 FSU	11-30-23
Assists	6	vs. #25 K-State	11-26-22
Blocks	3	at #15 FSU	11-30-23*
Steals	5	vs. LA Tech	12-7-23
Minutes	43	vs. Ole Miss	1-29-23

#### SEC HIGHS

Points	24	at Missouri	1-8-23
FG Made	8	at Missouri	1-8-23*
FG Att.	17	at Kentucky	1-1-23
3FG Made	3	vs. No. 1/1 SC	3-3-23*
3FG Att.	7	vs. No. 1/1 SC	3-3-23*
FT Made	7	vs. Vanderbilt	1-16-23
FT Att.	8	vs. Vanderbilt	1-16-23
Off. Reb.	2	vs. Alabama	1-26-23*
Def. Reb.	10	at Miss. State	2-23-23*
Rebounds	11	vs. Missouri	3-2-23*
Assists	5	vs. Texas A&M	2-26-23
Blocks	3	vs. Tennessee	2-16-23
Steals	2	vs. Texas A&M	2-26-23
Minutes	43	vs. Ole Miss	1-29-23

#### NOTABLES

Stat	22-23	23-24	Career
Double Figure Pts	13	7	20
Double Figure Rebs	9	6	15
20+ Rebounds	-	2	2
Double-Doubles	4	3	7
5+ Assists	6	-	6
3+ Blocks	2	2	4
3+ Steals	-	3	3
Led Team in Pts	4	1	5
Led Team in Reb	15	8	23
20+ Points	2	-	2
30+ Points	-	-	-

\* Most Recent

### GAME NOTES

- Registered third double-double w/ 12 points & 11 boards w/ career-high 5 steals vs. LA Tech
- Broke the school record for single-game rebounds with 23 at No. 15 Florida State, while logging a double-double with 13 points, as well as logged two assists, two steals and three blocks in 38 minutes
- Her 23 rebounds is the most by a men's or women's DI & DII NCAA player this season
- Only player in Arkansas history to log two 20+ rebound games in a season
- Leads SEC in def. rebounds/gm (9.8) & rebounds (11.9), eighth in double-doubles (3) & 10th in blocks/gm (1.4)
- In the NCAA, ranked No. 2 in defensive rebounds/gm and rebounding (11.9) & fifth in rebounds/gm
- Named to SEC All-Freshman Team and was a five-time SEC Freshman of the Week winner
- Single-season defensive rebound record holder (225) and No. 2 in individual season rebounds (255)
- Tallied career-high 24 points at Missouri and later had 23 vs. No. 1 South Carolina in SEC Tournament
- Transferred to Arkansas midyear during 2021-22 season from UConn

### FASTBREAK WITH SAYLOR POFFENBARGER

- Majoring in communication
- Switched to No. 4 this season to honor her brother, Fordham, who passed away when he was 4
- Also playing for Ella Bresee, her best friend who passed away from brain cancer
- Comes from an athletic family: mother, Amy, played basketball at Missouri and was a huge influence on Saylor's basketball journey, and three of her brothers play quarterback: Reese - starting quarterback for Albany, Brittin - sophomore in HS football and Higgins - fifth grade football player
- Played against teammate Makayla Daniels a few times in high school, growing up 10 miles from her
- Favorite movie: Legally Blonde

#### #4 POFFENBARGER, Saylor

Opponent	Date	GS	MIN	Total		3-Pointers		Free throws		Rebounds			PF			A	TO	BLK	STL	PTS	AVG
				FG-FGA	PCT	3FG-3FGA	PCT	FT-FTA	PCT	DEF	OFF	TH	AVG								
ULM	11/07/2023	*	37:51	3-12	.250	0-5	.000	1-2	.500	3	18	21	21.0	1	1	2	1	1	7	7.0	
Murray St.	11/10/2023	*	31:57	4-9	.444	0-2	.000	2-4	.500	1	11	12	16.5	3	3	3	3	3	10	8.5	
Little Rock	11/14/2023	*	24:09	3-8	.375	2-4	.500	4-4	1.000	1	7	8	13.7	1	1	0	2	1	12	9.7	
at Arkansas St.	11/17/2023	*	29:48	4-10	.400	1-5	.200	0-0	.000	4	10	14	13.8	2	4	1	0	0	9	9.5	
Central Ark.	11/20/2023	*	26:47	6-10	.600	3-4	.750	2-2	1.000	1	5	6	12.2	1	0	0	1	2	17	11.0	
vs Wisconsin	11/24/2023	*	32:28	2-8	.250	0-4	.000	0-4	.000	3	7	10	11.8	1	2	1	1	3	4	9.8	
vs Marquette	11/25/2023	*	23:55	5-11	.455	3-7	.429	0-0	.000	1	6	7	11.1	1	2	1	2	0	13	10.3	
at Florida St.	12/03/2023	*	37:43	4-18	.222	4-12	.333	1-2	.500	4	19	23	12.6	2	2	1	3	2	13	10.6	
UCLA	12/03/2023	*	28:23	5-13	.385	2-4	.500	0-0	.000	1	6	7	12.0	0	0	2	1	1	12	10.8	
Louisiana Tech	12/07/2023	*	21:33	5-11	.455	2-3	.667	0-0	.000	2	9	11	11.9	0	2	2	0	5	12	10.9	
Totals			10	294:34	41-110	.373	17-50	.340	10-18	.556	21	98	119	11.9	12	17	13	14	18	109	10.9

#### Player Averages

Games Played	Minutes/game	Points/game	FG Pct	3FG Pct	FT Pct	Rebounds/game	Assists/game	Turnovers/game	Assist/Turnover ratio	Steals/game	Blocks/game
10	29.5	10.9	37.3	34.0	55.6	11.9	1.7	1.3	1.3	1.8	1.4

### CAREER STATISTICS

			Field Goals		3-Point		F-Throws		Rebounds								Scoring				
SEASON	TEAM	GP-GS	MIN/AVG	FG-FGA	FG%	3FG-3FGA	3FG%	FT-FTA	FT%	OFF	DEF	TOT	AVG	PF-FO	A	TO	BLK	STL	PTS	AVG	
2020-21	UConn	12-0	33/2.7	2-15	.133	1-11	.091	1-1	1.000	1	3	4	0.3	2-0	0	0	1	0	6	0.5	
2022-23	Ark	37-37	1190/32.2	109-329	.331	36-157	.229	62-88	.705	30	225	255	6.9	87-3	89	76	40	20	316	8.5	
2023-24	Ark	10-10	295/29.5	41-110	.373	17-50	.340	10-18	.556	21	98	119	11.9	12-0	17	13	14	18	109	10.9	
TOTAL FOR Ark			47-47	1485/31.6	150-439	.342	53-207	.256	72-106	.679	51	323	374	8.0	99-3	106	89	54	38	425	9.0
TOTAL			59-47	1518/25.7	152-454	.335	54-218	.248	73-107	.682	52	326	378	6.4	101-3	106	89	55	38	431	7.3





8 Bea Franklin | Gr. | 5-10 | G | Seattle, Wash. (Seattle Prep)

FRANKLIN BENCHMARK STATS

SEASON HIGHS

Points	N/A		
FG Made	N/A		
FG Att.	1	vs. LA Tech	12-7-23
3FG Made	N/A		
3FG Att.	N/A		
FT Made	N/A		
FT Att.	N/A		
Off. Reb.	1	vs. LA Tech	12-7-23
Def. Reb.	N/A		
Rebounds	1	vs. LA Tech	12-7-23
Assists	N/A		
Blocks	N/A		
Steals	N/A		
Minutes	5	vs. LA Tech	12-7-23

CAREER HIGHS

Points	N/A		
FG Made	N/A		
FG Att.	1	vs. LA Tech	12-7-23
3FG Made	N/A		
3FG Att.	N/A		
FT Made	N/A		
FT Att.	N/A		
Off. Reb.	1	vs. LA Tech	12-7-23
Def. Reb.	N/A		
Rebounds	1	vs. LA Tech	12-7-23
Assists	N/A		
Blocks	N/A		
Steals	N/A		
Minutes	5	vs. LA Tech	12-7-23

N/A

SEC HIGHS

NOTABLES

Stat	23-24	Career
Double Figure Pts	-	-
Double Figure Rebs	-	-
Double-Doubles	-	-
5+ Assists	-	-
3+ Blocks	-	-
3+ Steals	-	-
Led Team in Pts	-	-
Led Team in Reb	-	-
20 + Points	-	-
30+ Points	-	-

\* Most Recent

GAME NOTES

- Coming off first collegiate basketball appearance, pulling down an offensive board in five minutes vs. LA Tech
- Three-sport athlete in high school with soccer, basketball and tennis
- Plays shooting guard/point guard and four-year letterwinner in basketball at Seattle Prep
- Led Seattle Prep to a 20-9 record, 12-4 in 3A Metro Girls Basketball standings in 2016-17
- During the 2016-17 season, averaged 9.9 points, 4.6 rebounds, 4.1 assists & 1.5 steals per game
- On the soccer pitch, coming off being named 2023 SEC Midfielder of the Year and SEC Scholar-Athlete of the Year
- Named All-American in her graduate season, leading Hogs in goals (9), assists (9) and points
- Two-time All-SEC Team recipient and All-Tournament Team honoree for Arkansas soccer
- Served as Student-Athlete Advisory Committee President in 2022-23

#8 FRANKLIN, Bea

Opponent	Date	GS	MIN	Total		3-Pointers		Free throws		Rebounds				PF	A	TO	BLK	STL	PTS	AVG
				FG-FGA	PCT	3FG-3FGA	PCT	FT-FTA	PCT	OFF	DEF	TOT	AVG							
Louisiana Tech	12/07/2023		05:13	0-1	.000	0-0	.000	0-0	.000	1	0	1	1.0	0	0	0	0	0	0	0.0
Totals		0	05:13	0-1	.000	0-0	.000	0-0	.000	1	0	1	1.0	0	0	0	0	0	0	0.0

Player Averages

Games Played	Minutes/game	Points/game	FG Pct	3FG Pct	FT Pct	Rebounds/game	Assists/game	Turnovers/game	Assist/Turnover ratio	Steals/game	Blocks/game
1	5.2	0.0	0.0	0.0	0.0	1.0	0.0	0.0	0.0	0.0	0.0

CAREER STATISTICS

SEASON	TEAM	GP-GS	MIN/AVG	Field Goals		3-Point		F-Throws		Rebounds				Scoring						
				FG-FGA	FG%	3FG-3FGA	3FG%	FT-FTA	FT%	OFF	DEF	TOT	AVG	PF-FO	A	TO	BLK	STL	PTS	AVG
2023-24	Ark	1-0	5/5.2	0-1	.000	0-0	.000	0-0	.000	1	0	1	1.0	0-0	0	0	0	0	0	0.0
TOTAL		1-0	5/5.2	0-1	.000	0-0	.000	0-0	.000	1	0	1	1.0	0-0	0	0	0	0	0	0.0



## 10 Cristina Sanchez Cerqueira | Fr. | 6-1 | F | Granada, Spain (Segle XXI)

### SANCHEZ BENCHMARK STATS

#### SEASON HIGHS

Points	2	vs. Marquette	11-25-23
FG Made	1	vs. Marquette	11-25-23
FG Att.	3	vs. Marquette	11-25-23
3FG Made	N/A		
3FG Att.	1	vs. Marquette	11-25-23
FT Made	1	vs. Little Rock	11-14-23
FT Att.	2	vs. Little Rock	11-14-23
Off. Reb.	2	vs. Little Rock	11-14-23
Def. Reb.	2	vs. LA Tech	12-7-23*
Rebounds	2	vs. LA Tech	12-7-23*
Assists	1	vs. Murray State	11-10-23
Blocks	1	vs. Little Rock	11-14-23
Steals	N/A		
Minutes	11	vs. LA Tech	12-7-23

#### CAREER HIGHS

Points	2	vs. Marquette	11-25-23
FG Made	1	vs. Marquette	11-25-23
FG Att.	3	vs. Marquette	11-25-23
3FG Made	N/A		
3FG Att.	1	vs. Marquette	11-25-23
FT Made	1	vs. Little Rock	11-14-23
FT Att.	2	vs. Little Rock	11-14-23
Off. Reb.	2	vs. Little Rock	11-14-23
Def. Reb.	2	vs. LA Tech	12-7-23*
Rebounds	2	vs. LA Tech	12-7-23*
Assists	1	vs. Murray State	11-10-23
Blocks	1	vs. Little Rock	11-14-23
Steals	N/A		
Minutes	11	vs. LA Tech	12-7-23

N/A

#### SEC HIGHS

#### NOTABLES

Stat	23-24	Career
Double Figure Pts	-	-
Double Figure Rebs	-	-
Double-Doubles	-	-
5+ Assists	-	-
3+ Blocks	-	-
3+ Steals	-	-
Led Team in Pts	-	-
Led Team in Reb	-	-
20+ Points	-	-
30+ Points	-	-

\* Most Recent

### GAME NOTES

- Coming off season-high 11 minutes and pulled down two rebounds vs. LA Tech
- Scored first collegiate field goal vs. Marquette and played season-high nine minutes at Fort Myers Tip-Off
- A member of the Spanish National Team
- Played at FIBA U18 3x3 World Cup in Hungary and the European Youth Olympic Festival 3x3 in Slovenia
- With Segle XXI, played in 26 games during the 2022-23 season, averaging 6.4 points, 5.4 rebounds and 1.3 steals per game
- Efficient rebounder with Segle XXI, logging 15 games with 5+ rebounds
- Earned gold and silver medals at the Andalucian Cup U14
- Chosen to the Andalucias Team three times and won a silver and bronze medal at the nationals cup

### FASTBREAK WITH CRISTINA SANCHEZ CERQUEIRA

- Daughter of Peque and Felix and has a little brother
- Her parents both played basketball and inspire her the most
- Majoring in kinesiology
- She was 13 when she first started playing basketball and was a gymnast before that until she was getting too tall
- Loves going to Jenna Lawrences' family's house for dinner
- Favorite professional team is FCB (Barcelona) and favorite professional athlete is Rafa Nadal

### #10 SÁNCHEZ CERQUEIRA, Cristina

Opponent	Date	GS	MIN	Total		3-Pointers		Free throws		Rebounds				PF	A	TO	BLK	STL	PTS	AVG
				FG-FGA	PCT	3FG-3FGA	PCT	FT-FTA	PCT	OFF	DEF	TOT	AVG							
ULM	11/07/2023		02:09	0-2	.000	0-0	.000	0-0	.000	1	1	2	2.0	0	0	0	0	0	0.0	
Murray St.	11/10/2023		04:58	0-1	.000	0-0	.000	0-0	.000	0	2	2	2.0	2	1	0	0	0	0.0	
Little Rock	11/14/2023		05:43	0-2	.000	0-0	.000	1-2	.500	2	0	2	2.0	0	0	0	1	0	1.0	
Central Ark.	11/20/2023		06:27	0-0	.000	0-0	.000	0-0	.000	0	0	0	1.5	2	1	0	0	0	0.3	
vs Marquette	11/25/2023		09:02	1-3	.333	0-1	.000	0-0	.000	1	0	1	1.4	0	0	3	0	0	2.0	
UCLA	12/03/2023		03:39	0-0	.000	0-0	.000	0-0	.000	0	1	1	1.3	2	0	0	0	0	0.5	
Louisiana Tech	12/07/2023		10:56	0-1	.000	0-0	.000	0-0	.000	0	2	2	1.4	2	0	0	0	0	0.4	
Totals		0	42:54	1-9	.111	0-1	.000	1-2	.500	4	6	10	1.4	8	2	3	1	0	3.0	

### Player Averages

Games Played	Minutes/ game	Points/ game	FG Pct	3FG Pct	FT Pct	Rebounds/ game	Assists/ game	Turnovers/ game	Assist/Turnover ratio	Steals/ game	Blocks/ game
7	6.1	0.4	11.1	0.0	50.0	1.4	0.3	0.4	0.7	0.0	0.1

### CAREER STATISTICS

				Field Goals		3-Point		F-Throws		Rebounds								Scoring		
SEASON	TEAM	GP-GS	MIN/AVG	FG-FGA	FG%	3FG-3FGA	3FG%	FT-FTA	FT%	OFF	DEF	TOT	AVG	PF-FO	A	TO	BLK	STL	PTS	AVG
2023-24	Ark	7-0	43/6.1	1-9	.111	0-1	.000	1-2	.500	4	6	10	1.4	8-0	2	3	1	0	3	0.4
TOTAL		7-0	43/6.1	1-9	.111	0-1	.000	1-2	.500	4	6	10	1.4	8-0	2	3	1	0	3	0.4



20 Karley Johnson | So. | 5-9 | G | Oklahoma City, Okla. (Mustang HS)

JOHNSON BENCHMARK STATS

SEASON HIGHS

Points	1	vs. Little Rock	11-14-23.
FG Made	N/A		
FG Att.	3	vs. Little Rock	11-14-23.
3FG Made	N/A		
3FG Att.	1	vs. Little Rock	11-14-23.
FT Made	1	vs. Little Rock	11-14-23.
FT Att.	2	vs. LA Tech	12-7-23*
Off. Reb.	2	vs. Little Rock	11-14-23.
Def. Reb.	2	vs. Marquette	11-25-23.
Rebounds	2	vs. LA Tech	12-7-23*
Assists	1	vs. LA Tech	12-7-23.
Blocks	N/A		
Steals	1	vs. LA Tech	12-7-23*
Minutes	13	vs. LA Tech	12-7-23.

CAREER HIGHS

Points	1	vs. Little Rock	11-14-23*
FG Made	N/A		
FG Att.	3	vs. Little Rock	11-14-23.
3FG Made	N/A		
3FG Att.	1	vs. Little Rock	11-14-23.
FT Made	1	vs. Little Rock	11-14-23*
FT Att.	2	vs. LA Tech	12-7-23*
Off. Reb.	2	vs. Little Rock	11-14-23.
Def. Reb.	2	vs. Marquette	11-25-23.
Rebounds	2	vs. LA Tech	12-7-23*
Assists	1	vs. LA Tech	12-7-23*
Blocks	N/A		
Steals	1	vs. LA Tech	12-7-23*
Minutes	13	vs. LA Tech	12-7-23.

SEC HIGHS

Points	N/A		
FG Made	N/A		
FG Att.	N/A		
3FG Made	N/A		
3FG Att.	N/A		
FT Made	N/A		
FT Att.	N/A		
Off. Reb.	N/A		
Def. Reb.	N/A		
Rebounds	N/A		
Assists	N/A		
Blocks	N/A		
Steals	N/A		
Minutes	2	vs. Florida	1-5-23.

NOTABLES

Stat	22-23	23-24	Career
Double Figure Pts	-	-	-
Double Figure Rebs	-	-	-
Double-Doubles	-	-	-
5+ Assists	-	-	-
3+ Blocks	-	-	-
3+ Steals	-	-	-
Led Team in Pts	-	-	-
Led Team in Reb	-	-	-
20+ Points	-	-	-
30+ Points	-	-	-

\* Most Recent

GAME NOTES

- Played career-high 13 minutes, registering two boards, one assist and one steal vs. LA Tech
- Made her season debut vs. Little Rock, playing all 10 minutes in the fourth quarter and scoring off a free throw, while adding two offensive rebounds and one steal
- Has logged a steal in all three game appearances this year
- Appeared in 10 games as a true freshman
- Recognized as a 2022 McDonald's All-American nominee
- Tabbed a four-time Oklahoman's Super 5 Honorable Mention choice
- As a senior at Mustang, averaged 12.3 points, 4.3 rebounds and 3.1 assists per game

FASTBREAK WITH KARLEY JOHNSON

- One of nine children
- Majoring in family science
- Wears #20 because her grandpa wore it
- Notes how much she loved how the staff treated her and her family during the recruiting process
- Pregame ritual: puts everything on left to right
- Has English bulldogs named Roxie and Gus and a cat named Toast

#20 JOHNSON, Karley

Opponent	Date	GS	MIN	Total		3-Pointers		Free throws		Rebounds				PF	A	TO	BLK	STL	PTS	AVG
				FG-FGA	PCT	3FG-3FGA	PCT	FT-FTA	PCT	OFF	DEF	TOT	AVG							
Little Rock	11/14/2023		10:00	0-3	.000	0-1	.000	1-2	.500	2	0	2	2.0	0	0	0	1	1	1.0	
vs Marquette	11/25/2023		04:09	0-0	.000	0-0	.000	0-0	.000	0	2	2	2.0	0	0	0	1	0	0.5	
Louisiana Tech	12/07/2023		12:57	0-2	.000	0-0	.000	0-2	.000	1	1	2	2.0	2	1	0	1	0	0.3	
Totals		0	27:06	0-5	.000	0-1	.000	1-4	.250	3	3	6	2.0	2	1	0	3	1	0.3	

Player Averages

Games Played	Minutes/ game	Points/ game	FG Pct	3FG Pct	FT Pct	Rebounds/ game	Assists/ game	Turnovers/ game	Assist/Turnover ratio	Steals/ game	Blocks/ game
3	9.0	0.3	0.0	0.0	25.0	2.0	0.3	0.0	1.0	1.0	0.0

CAREER STATISTICS

				Field Goals		3-Point		F-Throws		Rebounds									Scoring	
SEASON	TEAM	GP-GS	MIN/AVG	FG-FGA	FG%	3FG-3FGA	3FG%	FT-FTA	FT%	OFF	DEF	TOT	AVG	PF-FO	A	TO	BLK	STL	PTS	AVG
2022-23	Ark	10-0	26/2.6	0-1	.000	0-0	.000	1-2	.500	1	1	2	0.2	1-0	1	0	0	3	1	0.1
2023-24	Ark	3-0	27/9.0	0-5	.000	0-1	.000	1-4	.250	3	3	6	2.0	2-0	1	0	0	3	1	0.3
TOTAL		13-0	54/4.1	0-6	.000	0-1	.000	2-6	.333	4	4	8	0.6	3-0	2	0	0	6	2	0.2





**21** Loren Lindsey | So. | 5-11 | G | Fayetteville, Ark. (Fayetteville HS)

### LINDSEY BENCHMARK STATS

#### SEASON HIGHS

Points	N/A
FG Made	N/A
FG Att.	N/A
3FG Made	N/A
3FG Att.	N/A
FT Made	N/A
FT Att.	N/A
Off. Reb.	N/A
Def. Reb.	N/A
Rebounds	N/A
Assists	1 vs. Little Rock 11-14-23.
Blocks	N/A
Steals	N/A
Minutes	3 vs. Little Rock 11-14-23.

#### CAREER HIGHS

Points	N/A
FG Made	N/A
FG Att.	N/A
3FG Made	N/A
3FG Att.	N/A
FT Made	N/A
FT Att.	N/A
Off. Reb.	N/A
Def. Reb.	1 vs. LA Tech 3-16-23.
Rebounds	1 vs. LA Tech 3-16-23.
Assists	1 vs. Little Rock 11-14-23.
Blocks	N/A
Steals	N/A
Minutes	5 at Little Rock 11-20-22.

#### SEC HIGHS

Points	N/A
FG Made	N/A
FG Att.	N/A
3FG Made	N/A
3FG Att.	N/A
FT Made	N/A
FT Att.	N/A
Off. Reb.	N/A
Def. Reb.	N/A
Rebounds	N/A
Assists	N/A
Blocks	N/A
Steals	N/A
Minutes	2 vs. Florida 1-5-23.

#### NOTABLES

Stat	22-23	23-24	Career
Double Figure Pts	-	-	-
Double Figure Rebs	-	-	-
Double-Doubles	-	-	-
5+ Assists	-	-	-
3+ Blocks	-	-	-
3+ Steals	-	-	-
Led Team in Pts	-	-	-
Led Team in Reb	-	-	-
20+ Points	-	-	-
30+ Points	-	-	-

\* Most Recent

### GAME NOTES

- Made season debut vs. Little Rock, playing over three minutes and tallying her first career assist
- Appeared in nine games as a true freshman
- Appeared in two SEC games and two of four Postseason WNIT contests
- Played season-high five minutes at Little Rock
- Played at Fayetteville High School, coming to Arkansas as a walk-on
- Tabbbed to All-Conference 6A West All-Defensive Team
- Northwest Arkansas Democrat Gazette Player of the Week (Feb. 2, 2022)

### FASTBREAK WITH LOREN LINDSEY

- Finance major
- Grew up in Northwest Arkansas so it was always a dream to play for the Razorbacks, especially with her grandad, dad, uncle and cousins all playing football here
- Wears #21 because her grandpa did
- Favorite food is hibachi and her favorite restaurant in Fayetteville is Kobe
- Favorite movie: Hoosiers
- Has a mini lab, Sadie, and a shih-poo, Coco

#### #21 LINDSEY, Loren

Opponent	Date	GS	MIN	Total		3-Pointers		Free throws		Rebounds				PF	A	TO	BLK	STL	PTS	AVG
				FG-FGA	PCT	3FG-3FGA	PCT	FT-FTA	PCT	OFF	DEF	TOT	AVG							
Little Rock	11/14/2023		03:36	0-0	.000	0-0	.000	0-0	.000	0	0	0	0.0	0	1	0	0	0	0	0.0
<b>Totals</b>		<b>0</b>	<b>03:36</b>	<b>0-0</b>	<b>.000</b>	<b>0-0</b>	<b>.000</b>	<b>0-0</b>	<b>.000</b>	<b>0</b>	<b>0</b>	<b>0</b>	<b>0.0</b>	<b>0</b>	<b>1</b>	<b>0</b>	<b>0</b>	<b>0</b>	<b>0</b>	<b>0.0</b>

#### Player Averages

Games Played	Minutes/game	Points/game	FG Pct	3FG Pct	FT Pct	Rebounds/game	Assists/game	Turnovers/game	Assist/Turnover ratio	Steals/game	Blocks/game
1	3.6	0.0	0.0	0.0	0.0	0.0	1.0	0.0	1.0	0.0	0.0

### CAREER STATISTICS

				Field Goals		3-Point		F-Throws		Rebounds				Scoring						
SEASON	TEAM	GP-GS	MIN/AVG	FG-FGA	FG%	3FG-3FGA	3FG%	FT-FTA	FT%	OFF	DEF	TOT	AVG	PF-FO	A	TO	BLK	STL	PTS	AVG
2022-23	Ark	9-0	17/1.9	0-0	.000	0-0	.000	0-0	.000	0	1	1	0.1	0-0	0	0	0	0	0	0.0
2023-24	Ark	1-0	4/3.6	0-0	.000	0-0	.000	0-0	.000	0	0	0	0.0	0-0	1	0	0	0	0	0.0
<b>TOTAL</b>		<b>10-0</b>	<b>20/2.0</b>	<b>0-0</b>	<b>.000</b>	<b>0-0</b>	<b>.000</b>	<b>0-0</b>	<b>.000</b>	<b>0</b>	<b>1</b>	<b>1</b>	<b>0.1</b>	<b>0-0</b>	<b>1</b>	<b>0</b>	<b>0</b>	<b>0</b>	<b>0</b>	<b>0.0</b>



23 Carly Keats | So. | 5-8 | G | Choctaw, Miss. (Neshoba Central HS/Jones College)

KEATS BENCHMARK STATS

SEASON HIGHS	Points	14	vs. Little Rock	11-14-23
	FG Made	5	vs. Little Rock	11-14-23
	FG Att.	13	vs. Little Rock	11-14-23
	3FG Made	4	vs. Little Rock	11-14-23
	3FG Att.	10	vs. Little Rock	11-14-23
	FT Made	4	vs. ULM	11-7-23
	FT Att.	5	vs. ULM	11-7-23
	Off. Reb.	1	vs. Wisconsin	11-24-23
	Def. Reb.	4	vs. Little Rock	11-14-23
	Rebounds	4	vs. Little Rock	11-14-23
CAREER HIGHS	Assists	1	vs. LA Tech	12-7-23*
	Blocks	1	at #15 FSU	11-30-23
	Steals	2	vs. ULM	11-7-23
	Minutes	26	vs. #2 UCLA	12-3-23
	Points	14	vs. Little Rock	11-14-23
	FG Made	5	vs. Little Rock	11-14-23
	FG Att.	13	vs. Little Rock	11-14-23
	3FG Made	4	vs. Little Rock	11-14-23
	3FG Att.	10	vs. Little Rock	11-14-23
	FT Made	4	vs. ULM	11-7-23
SEC HIGHS	FT Att.	5	vs. ULM	11-7-23
	Off. Reb.	1	vs. Wisconsin	11-24-23
	Def. Reb.	4	vs. Little Rock	11-14-23
	Rebounds	4	vs. Little Rock	11-14-23
	Assists	1	vs. LA Tech	12-7-23*
	Blocks	1	at #15 FSU	11-30-23
	Steals	2	vs. ULM	11-7-23
	Minutes	26	vs. #2 UCLA	12-3-23
	N/A			
	N/A			

CAREER HIGHS	Points	14	vs. Little Rock	11-14-23
	FG Made	5	vs. Little Rock	11-14-23
	FG Att.	13	vs. Little Rock	11-14-23
	3FG Made	4	vs. Little Rock	11-14-23
	3FG Att.	10	vs. Little Rock	11-14-23
	FT Made	4	vs. ULM	11-7-23
	FT Att.	5	vs. ULM	11-7-23
	Off. Reb.	1	vs. Wisconsin	11-24-23
	Def. Reb.	4	vs. Little Rock	11-14-23
	Rebounds	4	vs. Little Rock	11-14-23
SEC HIGHS	Assists	1	vs. LA Tech	12-7-23*
	Blocks	1	at #15 FSU	11-30-23
	Steals	2	vs. ULM	11-7-23
	Minutes	26	vs. #2 UCLA	12-3-23
	N/A			
	N/A			
	N/A			
	N/A			
	N/A			
	N/A			

N/A

N/A

N/A

N/A

N/A

N/A

N/A

N/A

N/A

N/A

N/A

N/A

N/A

N/A

N/A

GAME NOTES

- Coming off eight points with two 3-pointers vs. LA Tech
- Has tallied 14 triples this season, holding a .326 percentage from beyond the arc
- Scored season-high 14 points off four 3-pointers vs. Little Rock, playing 25 minutes off the bench
- First off the bench
- JUCO transfer from Jones College, leading JC to its seventh straight region crown to punch a ticket to the NJCAA DI Tournament with 9.7 points, 3.7 rebounds and 3.5 assists per game
- Named to the All-Region 23 Team at JC
- Started in 28 games as a freshman, finishing the year with 55 made 3-pointers for a 34.8 percentage
- Led Neshoba Central HS to an unblemished 33-0 record and a 5A State Championship in Mississippi

FASTBREAK WITH CARLY KEATS

- Majoring in anthropology
- Native American part of the Mississippi Band of Choctaw Indians
- An incredible stickball player
- Sister, Cori, plays basketball at East Central and brother, Cohen, plays baseball at Rust College
- Wears #23 because Michael Jordan is her favorite player, and she compares her game to his
- Loves the energy/chemistry Arkansas has as a team

#23 KEATS, Carly

Opponent	Date	GS	MIN	Total		3-Pointers		Free throws		Rebounds				PF	A	TO	BLK	STL	PTS	AVG
				FG-FGA	PCT	3FG-3FGA	PCT	FT-FTA	PCT	OFF	DEF	TOT	AVG							
ULM	11/07/2023		18:09	0-7	.000	0-6	.000	4-5	.800	0	0	0	0.0	1	0	2	0	2	4	4.0
Murray St.	11/10/2023		12:28	3-7	.429	3-5	.600	0-0	.000	0	0	0	0.0	0	0	0	0	0	9	6.5
Little Rock	11/14/2023		24:49	5-13	.385	4-10	.400	0-0	.000	0	4	4	1.3	0	0	1	0	0	14	9.0
at Arkansas St.	11/17/2023		06:38	1-2	.500	1-2	.500	0-0	.000	0	1	1	1.3	0	1	0	0	0	3	7.5
Central Ark.	11/20/2023		11:50	0-2	.000	0-2	.000	0-0	.000	0	2	2	1.4	0	0	1	0	0	0	6.0
vs Wisconsin	11/24/2023		08:27	1-2	.500	0-1	.000	2-2	1.000	1	1	2	1.5	1	0	0	0	0	4	5.7
vs Marquette	11/25/2023		15:47	3-6	.500	3-5	.600	0-0	.000	0	0	0	1.3	1	0	2	0	0	9	6.1
at Florida St.	11/30/2023		15:17	1-5	.200	1-3	.333	0-0	.000	0	1	1	1.3	1	0	2	1	0	3	5.8
UCLA	12/03/2023		26:24	0-6	.000	0-4	.000	2-2	1.000	0	1	1	1.2	1	1	0	0	0	2	5.3
Louisiana Tech	12/07/2023		22:02	3-9	.333	2-5	.400	0-0	.000	0	2	2	1.3	0	1	0	0	1	8	5.6
Totals		0	161:52	17-59	.288	14-43	.326	8-9	.889	1	12	13	1.3	5	3	8	1	3	56	5.6

Player Averages

Games Played	Minutes/game	Points/game	FG Pct	3FG Pct	FT Pct	Rebounds/game	Assists/game	Turnovers/game	Assist/Turnover ratio	Steals/game	Blocks/game
10	16.2	5.6	28.8	32.6	88.9	1.3	0.3	0.8	0.4	0.3	0.1

Stat	23-24	Career
Double Figure Pts	1	1
Double Figure Rebs	-	-
Double-Doubles	-	-
5+ Assists	-	-
3+ Blocks	-	-
3+ Steals	-	-
Led Team in Pts	-	-
Led Team in Reb	-	-
20+ Points	-	-
30+ Points	-	-

\* Most Recent

CAREER STATISTICS

				Field Goals		3-Point		F-Throws		Rebounds				Scoring						
SEASON	TEAM	GP-GS	MIN/AVG	FG-FGA	FG%	3FG-3FGA	3FG%	FT-FTA	FT%	OFF	DEF	TOT	AVG	PF-FO	A	TO	BLK	STL	PTS	AVG
2023-24	Ark	10-0	162/16.2	17-59	.288	14-43	.326	8-9	.889	1	12	13	1.3	5-0	3	8	1	3	56	5.6
TOTAL		10-0	162/16.2	17-59	.288	14-43	.326	8-9	.889	1	12	13	1.3	5-0	3	8	1	3	56	5.6



## 30 Maryam Dauda | R-So. | 6-4 | F | Bentonville, Ark. (Bentonville HS)

### DAUDA BENCHMARK STATS

#### SEASON HIGHS

Points	15	vs. Little Rock	11-14-23
FG Made	6	vs. Little Rock	11-14-23
FG Att.	11	vs. UCA	11-20-23
3FG Made	3	vs. UCA	11-20-23*
3FG Att.	6	vs. UCA	11-20-23*
FT Made	3	vs. LA Tech	12-7-23*
FT Att.	6	vs. UCA	11-20-23
Off. Reb.	6	vs. Wisconsin	11-24-23
Def. Reb.	7	vs. Murray State	11-10-23
Rebounds	11	vs. Wisconsin	11-24-23
Assists	3	vs. Wisconsin	11-24-23
Blocks	3	vs. Wisconsin	11-24-23
Steals	3	vs. UCA	11-20-23
Minutes	31	vs. Wisconsin	11-24-23

#### CAREER HIGHS

Points	15	vs. Little Rock	11-14-23
FG Made	6	vs. Little Rock	11-14-23
FG Att.	11	vs. UCA	11-20-23*
3FG Made	3	vs. UCA	11-20-23*
3FG Att.	6	vs. UCA	11-20-23*
FT Made	3	vs. LA Tech	12-7-23*
FT Att.	6	vs. UCA	11-20-23
Off. Reb.	6	vs. Wisconsin	11-24-23*
Def. Reb.	7	vs. Murray State	11-10-23*
Rebounds	9	at A-State	11-17-23
Assists	3	vs. Wisconsin	11-24-23*
Blocks	3	vs. Wisconsin	11-24-23*
Steals	3	vs. UCA	11-20-23
Minutes	31	vs. Wisconsin	11-24-23

#### SEC HIGHS

Points	11	at #3/4 LSU	1-19-23
FG Made	5	at #3/4 LSU	1-19-23
FG Att.	8	at #1/1 SC	1-22-23
3FG Made	1	at #3/4 LSU	1-19-23*
3FG Att.	4	at #1/1 SC	1-22-23
FT Made	2	vs. Missouri	3-2-23*
FT Att.	2	vs. Missouri	3-2-23*
Off. Reb.	5	vs. Missouri	3-2-23
Def. Reb.	3	at Miss. State	2-23-23
Rebounds	6	at Miss. State	2-23-23
Assists	3	vs. Missouri	3-2-23*
Blocks	2	vs. Missouri	3-2-23*
Steals	1	vs. No. 1/1 SC	3-3-23*
Minutes	18	vs. Missouri	3-2-23

#### NOTABLES

Stat	22-23	23-24	Career
Double Figure Pts	4	4	8
Double Figure Rebs	-	1	1
Double-Doubles	-	-	-
5+ Assists	-	-	-
3+ Blocks	1	1	2
3+ Steals	-	1	1
Led Team in Pts	-	-	-
Led Team in Reb	-	1	1
20+ Points	-	-	-
30+ Points	-	-	-

\* Most Recent

### GAME NOTES

- Coming off nine points, three rebounds and two blocks vs. LA Tech
- Has tallied four double-digit scoring games and seven with 6+ rebounds
- Has shot 10-of-25 for .400 from beyond the arc
- In SEC, sits sixth in blocks/game (1.5)
- A member of the SEC Basketball Leadership Council
- Appeared in 35 games off the bench as a redshirt freshman last season after recovering from an ACL injury
- Finished the year second in offensive rebounds (45) and fourth in blocks (22) last season
- The 13th ranked player and top ranked post player in the ESPN HoopGurlz 2021 recruiting rankings, as well as consensus five-star prospect and McDonald's All-American

### FASTBREAK WITH MARYAM DAUDA

- Majoring in international business
- Born in Nigeria and moved to the U.S. when she was 12
- Father played professional basketball in Belgium, and he has been huge in developing her game
- Favorite pair of shoes: Air Jordan 11 'Cool Grey'
- Favorite TV show: Gilmore Girls
- Favorite thing about playing in the SEC is playing against the best of the best

#### #30 DAUDA, Maryam

JESSIE DRAUGH, Maryam																					
Opponent	Date	GS	MIN	Total		3-Pointers		Free throws		Rebounds				PF	A	TO	BLK	STL	PTS	AVG	
				FG-FGA	PCT	3FG-3FGA	PCT	FT-FTA	PCT	OFF	DEF	TOT	AVG								
ULM	11/07/2023	*	27:08	1-5	.200	0-3	.000	2-4	.500	2	5	7	7.0	3	0	5	2	0	4	4.0	
Murray St.	11/10/2023	*	21:54	1-2	.500	1-1	1.000	0-0	.000	1	7	8	7.5	3	0	1	1	0	3	3.3	
Little Rock	11/14/2023	*	22:03	6-9	.667	1-1	1.000	2-2	1.000	2	5	7	7.3	1	0	2	0	0	15	7.3	
at Arkansas St.	11/17/2023	*	27:04	4-9	.444	3-6	.500	0-0	.000	3	6	9	7.8	3	2	1	2	0	11	8.3	
Central Ark.	11/20/2023	*	30:13	4-11	.364	3-6	.500	3-6	.500	2	6	8	7.8	3	1	1	0	3	14	9.4	
vs Wisconsin	11/24/2023	*	31:20	2-4	.500	0-1	.000	0-0	.000	6	5	11	8.3	4	3	2	3	2	4	8.5	
vs Marquette	11/25/2023	*	19:42	0-1	.000	0-1	.000	2-2	1.000	0	4	4	7.7	2	1	0	1	0	2	7.6	
at Florida St.	11/30/2023	*	29:23	3-9	.333	0-3	.000	0-1	.000	2	4	6	7.5	4	0	0	2	0	6	7.4	
UCLA	12/03/2023	*	28:50	5-9	.556	2-3	.667	2-2	1.000	1	1	2	6.9	3	2	0	2	1	14	8.1	
Louisiana Tech	12/07/2023	*	17:35	3-4	.750	0-0	.000	3-4	.750	1	2	3	6.5	1	0	1	2	0	9	8.2	
Totals			10	255:12	29-63	.460	10-25	.400	14-21	.667	20	45	65	6.5	27	9	13	15	6	82	8.2

#### Player Averages

Games Played	Minutes/ game	Points/ game	FG Pct	3FG Pct	FT Pct	Rebounds/ game	Assists/ game	Turnovers/ game	Assist/Turnover ratio	Steals/ game	Blocks/ game
10	25.5	8.2	46.0	40.0	66.7	6.5	0.9	1.3	0.7	0.6	1.5

### CAREER STATISTICS

SEASON	TEAM	GP-GS	MIN/AVG	Field Goals		3-Point		F-Throws		Rebounds				Scoring						
				FG-FGA	FG%	3FG-3FGA	3FG%	FT-FTA	FT%	OFF	DEF	TOT	AVG	PF-FO	A	TO	BLK	STL	PTS	AVG
2022-23	Ark	35-0	386/11.0	47-112	.420	6-24	.250	23-31	.742	45	49	94	2.7	64-0	23	42	22	11	123	3.5
2023-24	Ark	10-10	255/25.5	29-63	.460	10-25	.400	14-21	.667	20	45	65	6.5	27-0	9	13	15	6	82	8.2
<b>TOTAL</b>		<b>45-10</b>	<b>641/14.3</b>	<b>76-175</b>	<b>.434</b>	<b>16-49</b>	<b>.327</b>	<b>37-52</b>	<b>.712</b>	<b>65</b>	<b>94</b>	<b>159</b>	<b>3.5</b>	<b>91-0</b>	<b>32</b>	<b>55</b>	<b>37</b>	<b>17</b>	<b>205</b>	<b>4.6</b>





34 Jenna Lawrence | Fr. | 6-3 | F | Farmington, Ark. (Farmington HS)

LAWRENCE BENCHMARK STATS

SEASON HIGHS

Points	10	vs. LA Tech	12-7-23
FG Made	3	vs. LA Tech	12-7-23
FG Att.	4	vs. LA Tech	12-7-23
3FG Made	1	vs. LA Tech	12-7-23
3FG Att.	2	vs. LA Tech	12-7-23
FT Made	3	vs. LA Tech	12-7-23
FT Att.	4	vs. LA Tech	12-7-23
Off. Reb.	2	vs. Little Rock	11-14-23
Def. Reb.	1	vs. LA Tech	12-7-23*
Rebounds	3	vs. Little Rock	11-14-23
Assists	1	vs. Little Rock	11-14-23
Blocks	1	vs. #2 UCLA	12-3-23*
Steals	2	vs. #2 UCLA	12-3-23
Minutes	12	vs. LA Tech	12-7-23

CAREER HIGHS

Points	10	vs. LA Tech	12-7-23
FG Made	3	vs. LA Tech	12-7-23
FG Att.	4	vs. LA Tech	12-7-23
3FG Made	1	vs. LA Tech	12-7-23
3FG Att.	2	vs. LA Tech	12-7-23
FT Made	3	vs. LA Tech	12-7-23
FT Att.	4	vs. LA Tech	12-7-23
Off. Reb.	2	vs. Little Rock	11-14-23
Def. Reb.	1	vs. LA Tech	12-7-23*
Rebounds	3	vs. Little Rock	11-14-23
Assists	1	vs. Little Rock	11-14-23
Blocks	1	vs. #2 UCLA	12-3-23*
Steals	2	vs. #2 UCLA	12-3-23
Minutes	12	vs. LA Tech	12-7-23

SEC HIGHS

N/A

NOTABLES

Stat	23-24	Career
Double Figure Pts	1	1
Double Figure Rebs	-	-
Double-Doubles	-	-
5+ Assists	-	-
3+ Blocks	-	-
3+ Steals	-	-
Led Team in Pts	-	-
Led Team in Reb	-	-
20+ Points	-	-
30+ Points	-	-

\* Most Recent

GAME NOTES

- Coming off first career double-digit scoring game vs. LA Tech, tallying 10 points off 3-of-4 shooting
- Captured her first collegiate basket vs. Little Rock, finishing with three points, three boards and one block
- Four-star prospect, No. 61 player in the country, according to 2023 HoopGurlz Recruiting Rankings
- A proven winner, coming off leading Farmington HS to the 4A girls state championship and being named MVP, as the Cardinals finished the season on a 26-game winning streak and ended 36-1
- Averaged 18.7 points, 7.1 rebounds and 1.5 blocks per game, while knocking down 99 3-pointers, as a senior
- Won state championships at Melbourne HS as a sophomore before transferring to Farmington
- Tabbed Arkansas Democrat Gazette Player of the Year this past season
- Eclipsed 2,000 career points and 1,000 career rebounds in high school

FASTBREAK WITH JENNA LAWRENCE

- Wears #34 because it was her mom's number
- Calls Farmington home now but wants everyone to know her roots are in Melbourne, Arkansas
- Loves being so close to home so her family and friends can watch her play all of the time
- Her parents are her biggest inspiration
- Was a talented softball player who could pitch and hit homers
- Greatest strength is shooting but also is a great defender, can block shots and has good coordination for her size

#34 LAWRENCE, Jenna

Opponent	Date	GS	MIN	Total		3-Pointers		Free throws		Rebounds				PF	A	TO	BLK	STL	PTS	AVG	
				FG-FGA	PCT	3FG-3FGA	PCT	FT-FTA	PCT	OFF	DEF	TOT	AVG								
Murray St.	11/10/2023		08:20	0-3	.000	0-2	.000	0-0	.000	0	1	1	1.0	0	0	1	1	1	0	0.0	
Little Rock	11/14/2023		08:00	1-3	.333	0-2	.000	1-2	.500	2	1	3	2.0	1	1	0	1	0	3	1.5	
Central Ark.	11/20/2023		05:02	0-1	.000	0-1	.000	0-0	.000	1	0	1	1.7	1	0	0	0	0	0	1.0	
vs Marquette	11/25/2023		05:11	0-0	.000	0-0	.000	0-0	.000	0	0	0	1.3	0	0	0	0	0	0	0.8	
UCLA	12/03/2023		07:39	0-0	.000	0-0	.000	0-0	.000	0	0	0	1.0	0	0	0	1	1	2	0	0.6
Louisiana Tech	12/07/2023		11:59	3-4	.750	1-2	.500	3-4	.750	0	1	1	1.0	3	0	0	0	0	10	2.2	
Totals		0	46:11	4-11	.364	1-7	.143	4-6	.667	3	3	6	1.0	5	1	2	3	3	13	2.2	

Player Averages

Games Played	Minutes/game	Points/game	FG Pct	3FG Pct	FT Pct	Rebounds/game	Assists/game	Turnovers/game	Assist/Turnover ratio	Steals/game	Blocks/game
6	7.7	2.2	36.4	14.3	66.7	1.0	0.2	0.3	0.5	0.5	0.5

CAREER STATISTICS

				Field Goals		3-Point		F-Throws		Rebounds				Scoring						
SEASON	TEAM	GP-GS	MIN/AVG	FG-FGA	FG%	3FG-3FGA	3FG%	FT-FTA	FT%	OFF	DEF	TOT	AVG	PF-FO	A	TO	BLK	STL	PTS	AVG
2023-24	Ark	6-0	46/7.7	4-11	.364	1-7	.143	4-6	.667	3	3	6	1.0	5-0	1	2	3	3	13	2.2
TOTAL		6-0	46/7.7	4-11	.364	1-7	.143	4-6	.667	3	3	6	1.0	5-0	1	2	3	3	13	2.2



## 43 Makayla Daniels | Gr. | 5-8 | G | Frederick, Md. (Frederick HS)

### DANIELS BENCHMARK STATS

Points	22	vs. Wisconsin	11-24-23
FG Made	7	vs. Wisconsin	11-24-23*
FG Att.	15	vs. Wisconsin	11-24-23
3FG Made	5	vs. Wisconsin	11-24-23
3FG Att.	10	vs. Wisconsin	11-24-23
FT Made	5	vs. LA Tech	12-7-23
FT Att.	7	vs. UCA	11-20-23
Off. Reb.	4	vs. Wisconsin	11-24-23
Def. Reb.	6	vs. LA Tech	12-7-23
Rebounds	8	vs. Wisconsin	11-24-23
Assists	7	vs. LA Tech	12-7-23
Blocks	1	vs. Wisconsin	11-24-23
Steals	3	vs. LA Tech	12-7-23*
Minutes	38	vs. Wisconsin	11-24-23

Points	34	vs. Creighton	12-21-21
FG Made	11	at Vanderbilt	2-9-23*
FG Att.	23	at Vanderbilt	2-9-23
3FG Made	6	vs. Oral Roberts	11-14-19
3FG Att.	11	vs. No. 1/1 SC	3-3-23*
FT Made	8	vs. Texas Tech	3-24-23*
FT Att.	10	vs. Texas Tech	3-24-23*
Off. Reb.	5	at Vanderbilt	1-6-22
Def. Reb.	11	vs. Missouri	3-3-22
Rebounds	14	vs. Missouri	3-3-22
Assists	7	vs. LA Tech	12-7-23*
Blocks	2	vs. SFA	3-20-23*
Steals	6	vs. UCA	12-18-21
Minutes	43	vs. Missouri	3-3-22

Points	31	at Vanderbilt	2-9-23
FG Made	11	at Vanderbilt	2-9-23
FG Att.	23	at Vanderbilt	2-9-23
3FG Made	4	vs. No. 1/1 SC	3-3-23*
3FG Att.	11	vs. No. 1/1 SC	3-3-23*
FT Made	8	vs. Missouri	3-2-23*
FT Att.	10	at Auburn	2-5-23*
Off. Reb.	5	at Vanderbilt	1-6-22
Def. Reb.	11	vs. Missouri	3-3-22
Rebounds	14	vs. Missouri	3-3-22
Assists	6	at Georgia	2-19-23
Blocks	2	vs. Texas A&M	2-26-23
Steals	5	vs. Tennessee	2-16-23
Minutes	43	vs. Missouri	3-3-22

Stat	19-20	20-21	21-22	22-23	23-24	Career
Double Figure Pts	12	19	19	27	7	84
Double Figure Rebs	-	-	1	-	-	1
Double-Doubles	-	-	1	-	-	1
5+ Assists	3	2	7	3	2	17
3+ Blocks	-	-	-	-	-	-
3+ Steals	5	4	1	10	-	20
Led Team in Pts	3	1	8	5	2	19
Led Team in Reb	-	1	7	3	-	11
20+ Points	2	1	5	5	1	14
30+ Points	-	-	2	1	-	3

\* Most Recent

### GAME NOTES

- Coming off 12 points, six rebounds, matched a career-high seven assists w/ three steals vs. LA Tech
- Logged season-high 22 points w/ eight rebounds, three assists, two steals & one block vs. Wisconsin
- Named to the Fort Myers Tip-Off All-Tournament Team
- Broke career starts record and games played record at Arkansas, both with 132
- Among active SEC players, has the most assists (345), second most steals (210), third most points (1,574), which is also tied No. 8 all-time in school history, as well as 12th most rebounds (473) in career
- Earned a spot on the All-SEC Preseason Second Team (second straight year), as voted by the league's coaches
- Also fifth in minutes (3780), sixth in FTM (385) & steals, seventh in 3PT made (195) & 10th in assists
- Logged 27 double-digit scoring games and 12 4+ assists contests last season
- Came up with the game-winning shot at the buzzer to defeat Vanderbilt, No. 1 on Sportscenter
- Only one of 14 in the country to start in every game available for with 100+ starts
- Has won more SEC games than any other player in Arkansas WBB history

### FASTBREAK WITH MAKAYLA DANIELS

- Graduated college in three years
- Lived in Japan for seven years, as well as Arizona, North Carolina and Maryland, as both her parents served in the military
- Her parents come to every single game (live in Maryland) & have only missed a few over the past five years
- Played with Saylor Poffenbarger's brother in AAU for a little bit
- Wears #43 because 4+3=7 and 7 is her favorite number
- One of the most interesting things about her is she loves piercings

### #43 DANIELS, Makayla


Opponent	Date	GS	MIN	FG-FGA	PCT	3FG-3FGA	PCT	FT-FTA	PCT	OFF	DEF	TOT	AVG	PF	A	TO	BLK	STL	PTS	AVG
ULM	11/07/2023	*	33:27	7-11	.636	3-5	.600	0-0	.000	2	0	2	2.0	4	1	0	0	2	17	17.0
Murray St.	11/10/2023	*	30:30	6-12	.500	1-5	.200	2-2	1.000	1	5	6	4.0	4	1	1	0	0	15	16.0
Little Rock	11/14/2023	*	20:02	1-1	1.000	0-0	.000	1-2	.500	1	4	5	4.3	2	3	0	0	2	3	11.7
at Arkansas St.	11/17/2023	*	36:03	3-9	.333	2-7	.286	0-0	.000	0	4	4	4.3	1	2	1	0	1	8	10.8
Central Ark.	11/20/2023	*	32:54	3-6	.500	1-4	.250	4-7	.571	2	1	3	4.0	3	4	3	0	2	11	10.8
vs Wisconsin	11/24/2023	*	38:22	7-15	.467	5-10	.500	3-6	.500	4	4	8	4.7	3	3	4	1	2	22	12.7
vs Marquette	11/25/2023	*	28:49	1-5	.200	1-2	.500	0-0	.000	2	3	5	4.7	4	6	4	0	1	3	11.3
at Florida St.	11/30/2023	*	34:00	4-10	.400	1-3	.333	1-2	.500	2	4	6	4.9	2	2	1	0	2	10	11.1
UCLA	12/03/2023	*	33:00	3-10	.300	1-5	.200	3-6	.500	1	2	3	4.7	3	2	1	0	3	10	11.0
Louisiana Tech	12/07/2023	*	25:52	3-4	.750	1-2	.500	5-6	.833	0	6	6	4.8	0	7	1	0	3	12	11.1
<b>Totals</b>			<b>10</b>	<b>312:59</b>	<b>38-83</b>	<b>.458</b>	<b>16-43</b>	<b>.372</b>	<b>19-31</b>	<b>.613</b>	<b>15</b>	<b>33</b>	<b>48</b>	<b>4.8</b>	<b>26</b>	<b>31</b>	<b>16</b>	<b>1</b>	<b>18</b>	<b>11.1</b>

### Player Averages

Games Played	Minutes/game	Points/game	FG Pct	3FG Pct	FT Pct	Rebounds/game	Assists/game	Turnovers/game	Assist/Turnover ratio	Steals/game	Blocks/game
10	31.3	11.1	45.8	37.2	61.3	4.8	3.1	1.6	1.9	1.8	0.1

### CAREER STATISTICS

SEASON	TEAM	GP-GS	MIN/AVG	Field Goals	3-Point	F-Throws	Rebounds	PF-FO	A	TO	BLK	STL	PTS	AVG
				FG-FGA	FG%	3FG-3FGA	3FG%	FT-FTA	FT%					
2019-20	Ark	32-32	720/22.5	107-216	.495	25-56	.446	60-77	.779	7	48	55	1.7	67-1
2020-21	Ark	28-28	801/28.6	101-256	.395	44-120	.367	78-97	.804	9	74	83	3.0	75-2
2021-22	Ark	28-28	845/30.2	126-307	.410	40-136	.294	99-125	.792	51	98	149	5.3	74-1
2022-23	Ark	34-34	1102/32.4	125-350	.357	70-207	.338	129-168	.768	33	105	138	4.1	90-1
2023-24	Ark	10-10	313/31.3	38-83	.458	16-43	.372	19-31	.613	15	33	48	4.8	26-0
<b>TOTAL</b>		<b>132-132</b>	<b>3781/28.6</b>	<b>497-1212</b>	<b>.410</b>	<b>195-562</b>	<b>.347</b>	<b>385-498</b>	<b>.773</b>	<b>115</b>	<b>358</b>	<b>473</b>	<b>3.6</b>	<b>332-5</b>
										<b>345</b>	<b>216</b>	<b>22</b>	<b>210</b>	<b>1574</b>
														<b>11.9</b>



44 Maryn Archer | Fr. | 5-8 | G | Derby, Kan. (Derby HS)

SEASON HIGHS

N/A

CAREER HIGHS

N/A

SEC HIGHS

N/A

NOTABLES

Stat	23-24	Career
Double Figure Pts	-	-
Double Figure Rebs	-	-
Double-Doubles	-	-
5+ Assists	-	-
3+ Blocks	-	-
3+ Steals	-	-
Led Team in Pts	-	-
Led Team in Reb	-	-
20+ Points	-	-
30+ Points	-	-

- GAME NOTES**
- Has not seen the court as a Hog
  - Enrolled early in January
  - Three-star prospect and ranked as No. 29 by Prep Girls and No. 75 by Blue Star
  - Voted to the Run 4 Roses All-Tournament First Team after dropping 31 points on just 11 shots to lead SW Elite, her AAU team, to the championship game in Louisville
  - Paced Derby HS in assists and steals during her junior season, finishing with 10.0 points, 3.5 re-bounds, 4.6 assists and 2.8 steals per game
  - Played on two different high school teams, leading those squads to state during freshman and junior seasons
  - Tabbed DerbyInformer.com Female Comeback Player of the Year
- FASTBREAK WITH MARYN ARCHER**
- Majoring in clinical psychology
  - One of six siblings (second to youngest)
  - Wears #44 because her brother (Braden) wore it in college (football player)
  - Favorite memory of playing basketball is going up against her brothers in their driveway
  - Ran the 400m and 4x400 relay in high school
  - Favorite ice cream flavor: Oreo

Has not appeared in an Arkansas game during 2023-24 season

\* Most Recent

CAREER STATISTICS

Has not appeared in an Arkansas game





## 55 Emrie Ellis | Jr. | 6-3 | F | Vanoss, Okla. (Vanoss HS)

### ELLIS BENCHMARK STATS

Points	6	at A-State	11-17-23
FG Made	2	at A-State	11-17-23
FG Att.	3	vs. Little Rock	11-14-23
3FG Made	2	at A-State	11-17-23
3FG Att.	2	at A-State	11-17-23
FT Made	2	vs. UCA	11-20-23
FT Att.	2	vs. UCA	11-20-23
Off. Reb.	1	vs. Wisconsin	11-24-23*
Def. Reb.	4	vs. Little Rock	11-14-23
Rebounds	4	vs. Little Rock	11-14-23
Assists	1	vs. LA Tech	12-7-23*
Blocks	3	at #15 FSU	11-30-23
Steals	N/A		
Minutes	13	at A-State	11-17-23

### SEASON HIGHS

Points	11	vs. Auburn	2-10-22
FG Made	4	vs. Auburn	2-10-22
FG Att.	7	vs. Auburn	2-10-22*
3FG Made	2	at A-State	11-17-23
3FG Att.	3	vs. 1/1 SC	1-17-22*
FT Made	3	vs. Auburn	2-10-22
FT Att.	4	vs. Auburn	2-10-22
Off. Reb.	3	at Vanderbilt	2-9-23*
Def. Reb.	5	at Missouri	2-13-22
Rebounds	8	at Missouri	2-13-22
Assists	2	at Vanderbilt	1-6-22*
Blocks	5	vs. UAPB	11-12-21
Steals	1	vs. Texas Tech	3-24-23*
Minutes	27	vs. Auburn	2-10-22

### CAREER HIGHS

Points	11	vs. Auburn	2-10-22
FG Made	4	vs. Auburn	2-10-22
FG Att.	7	vs. Auburn	2-10-22*
3FG Made	1	vs. Texas A&M	2-26-23*
3FG Att.	3	vs. 1/1 SC	1-17-22
FT Made	3	vs. Auburn	2-10-22
FT Att.	4	vs. Auburn	2-10-22
Off. Reb.	3	at Vanderbilt	2-9-23*
Def. Reb.	5	at Missouri	2-13-22
Rebounds	8	at Missouri	2-13-22
Assists	2	vs. Vanderbilt	1-6-22*
Blocks	2	vs. Texas A&M	2-26-23*
Steals	1	at Alabama	1-20-22
Minutes	27	vs. Auburn	2-10-22

### SEC HIGHS

Stat	21-22	22-23	23-24	Career
Double Figure Pts	1	-	-	1
Double Figure Rebs	-	-	-	-
Double-Doubles	-	-	-	-
5+ Assists	-	-	-	-
3+ Blocks	2	-	1	3
3+ Steals	-	-	-	-
Led Team in Pts	-	-	-	-
Led Team in Reb	-	-	-	-
20+ Points	-	-	-	-
30+ Points	-	-	-	-

### NOTABLES

\* Most Recent

### GAME NOTES

- Coming off playing 11.5 minutes with one board and an assist vs. LA Tech
- Logged six points going 2-of-2 from 3-point at Arkansas State, which provided a huge spark
- Will be a key piece off the bench
- Played 28 games off the bench last season
- Recorded a season-high seven points with two blocks against Texas A&M last season
- Blocked five shots against UAPB in 2021, the most by a freshman Razorback since 2014
- Best career performance came against Auburn, tallying 11 points and five boards as a freshman
- Led the state of Oklahoma in rebounds and blocks in 2018

### FASTBREAK WITH EMRIE ELLIS

- Majoring in recreation and sport management
- Wears #55 because it was her dad's number
- Chose Arkansas because of Coach Neighbors' style of play
- Favorite type of food is Mexican and favorite place to eat in Fayetteville is Mojitos
- Started playing basketball when she was four and quit to play softball but quickly came back to it after realizing it was her favorite sport to play
- Would tell people she wanted to be a nurse when she grew up

### #55 ELLIS, Emrie

Opponent	Date	GS	MIN	Total		3-Pointers		Free throws		Rebounds				PF	A	TO	BLK	STL	PTS	AVG
				FG-FGA	PCT	3FG-3FGA	PCT	FT-FTA	PCT	OFF	DEF	TOT	AVG							
Little Rock	11/14/2023		05:35	1-3	.333	0-1	.000	0-0	.000	0	4	4	4.0	1	0	0	0	0	2	2.0
at Arkansas St.	11/17/2023		12:56	2-2	1.000	2-2	1.000	0-0	.000	0	0	0	2.0	4	1	0	0	0	6	4.0
Central Ark.	11/20/2023		09:47	0-0	.000	0-0	.000	2-2	1.000	1	1	2	2.0	1	0	0	1	0	2	3.3
vs Wisconsin	11/24/2023		09:30	0-0	.000	0-0	.000	0-0	.000	1	0	1	1.8	2	0	0	0	0	2	5.0
vs Marquette	11/25/2023		11:16	0-1	.000	0-0	.000	0-0	.000	0	0	0	1.4	2	0	0	0	0	0	2.0
at Florida St.	11/30/2023		12:07	0-1	.000	0-0	.000	0-0	.000	0	2	2	1.5	1	0	1	3	0	1	1.7
UCLA	12/03/2023		11:29	1-1	1.000	1-1	1.000	0-0	.000	0	1	1	1.4	1	0	0	2	0	3	1.9
Louisiana Tech	12/07/2023		11:29	0-1	.000	0-0	.000	0-0	.000	0	1	1	1.4	1	1	1	0	0	0	1.6
Totals			0 84:10	4-9	.444	3-4	.750	2-2	1.000	2	9	11	1.4	13	2	6	0	13	1.6	

### Player Averages

Games Played	Minutes/game	Points/game	FG Pct	3FG Pct	FT Pct	Rebounds/game	Assists/game	Turnovers/game	Assist/Turnover ratio	Steals/game	Blocks/game
8	10.5	1.6	44.4	75.0	100.0	1.4	0.3	0.3	1.0	0.0	0.8

### CAREER STATISTICS

Arkansas Razorbacks														Arkansas State Red Wolves							Arkansas Tech Green Wave							Arkansas State Red Wolves							Arkansas Tech Green Wave							Arkansas State Red Wolves							Arkansas Tech Green Wave							Arkansas State Red Wolves							Arkansas Tech Green Wave							Arkansas State Red Wolves							Arkansas Tech Green Wave							Arkansas State Red Wolves							Arkansas Tech Green Wave							Arkansas State Red Wolves							Arkansas Tech Green Wave							Arkansas State Red Wolves							Arkansas Tech Green Wave							Arkansas State Red Wolves							Arkansas Tech Green Wave							Arkansas State Red Wolves							Arkansas Tech Green Wave							Arkansas State Red Wolves							Arkansas Tech Green Wave							Arkansas State Red Wolves							Arkansas Tech Green Wave							Arkansas State Red Wolves							Arkansas Tech Green Wave							Arkansas State Red Wolves							Arkansas Tech Green Wave							Arkansas State Red Wolves							Arkansas Tech Green Wave							Arkansas State Red Wolves							Arkansas Tech Green Wave							Arkansas State Red Wolves							Arkansas Tech Green Wave							Arkansas State Red Wolves							Arkansas Tech Green Wave							Arkansas State Red Wolves							Arkansas Tech Green Wave							Arkansas State Red Wolves							Arkansas Tech Green Wave							Arkansas State Red Wolves							Arkansas Tech Green Wave							Arkansas State Red Wolves							Arkansas Tech Green Wave							Arkansas State Red Wolves							Arkansas Tech Green Wave							Arkansas State Red Wolves							Arkansas Tech Green Wave							Arkansas State Red Wolves							Arkansas Tech Green Wave							Arkansas State Red Wolves							Arkansas Tech Green Wave							Arkansas State Red Wolves							Arkansas Tech Green Wave							Arkansas State Red Wolves							Arkansas Tech Green Wave							Arkansas State Red Wolves							Arkansas Tech Green Wave							Arkansas State Red Wolves							Arkansas Tech Green Wave							Arkansas State Red Wolves							Arkansas Tech Green Wave							Arkansas State Red Wolves							Arkansas Tech Green Wave							Arkansas State Red Wolves							Arkansas Tech Green Wave							Arkansas State Red Wolves							Arkansas Tech Green Wave							Arkansas State Red Wolves							Arkansas Tech Green Wave							Arkansas State Red Wolves							Arkansas Tech Green Wave							Arkansas State Red Wolves							Arkansas Tech Green Wave							Arkansas State Red Wolves							Arkansas Tech Green Wave							Arkansas State Red Wolves							Arkansas Tech Green Wave							Arkansas State Red Wolves							Arkansas Tech Green Wave							Arkansas State Red Wolves							Arkansas Tech Green Wave							Arkansas State Red Wolves							Arkansas Tech Green Wave							Arkansas State Red Wolves							Arkansas Tech Green Wave							Arkansas State Red Wolves							Arkansas Tech Green Wave							Arkansas State Red Wolves							Arkansas Tech Green Wave							Arkansas State Red Wolves							Arkansas Tech Green Wave							Arkansas State Red Wolves							Arkansas Tech Green Wave							Arkansas State Red Wolves							Arkansas Tech Green Wave							Arkansas State Red Wolves							Arkansas Tech Green Wave							Arkansas State Red Wolves							Arkansas Tech Green Wave							Arkansas State Red Wolves							Arkansas Tech Green Wave							Arkansas State Red Wolves							Arkansas Tech Green Wave							Arkansas State Red Wolves							Arkansas Tech Green Wave							Arkansas State Red Wolves							Arkansas Tech Green Wave							Arkansas State Red Wolves							Arkansas Tech Green Wave							Arkansas State Red Wolves							Arkansas Tech Green Wave							Arkansas State Red Wolves							Arkansas Tech Green Wave							Arkansas State Red Wolves							Arkansas Tech Green Wave							Arkansas State Red Wolves							Arkansas Tech Green Wave							Arkansas State Red Wolves							Arkansas Tech Green Wave							Arkansas State Red Wolves							Arkansas Tech Green Wave							Arkansas State Red Wolves							Arkansas Tech Green Wave							Arkansas State Red Wolves							Arkansas Tech Green Wave							Arkansas State Red Wolves							Arkansas Tech Green Wave							Arkansas State Red Wolves							Arkansas Tech Green Wave							Arkansas State Red Wolves							Arkansas Tech Green Wave							Arkansas State Red Wolves							Arkansas Tech Green Wave							Arkansas State Red Wolves							Arkansas Tech Green Wave							Arkansas State Red Wolves							Arkansas Tech Green Wave							Arkansas State Red Wolves							Arkansas Tech Green Wave							Arkansas State Red Wolves							Arkansas Tech Green Wave							Arkansas State Red Wolves							Arkansas Tech Green Wave							Arkansas State Red Wolves							Arkansas Tech Green Wave							Arkansas State Red Wolves							Arkansas Tech Green Wave							Arkansas State Red Wolves							Arkansas Tech Green Wave							Arkansas State Red Wolves							Arkansas Tech Green Wave							Arkansas State Red Wolves							Arkansas Tech Green Wave							Arkansas State Red Wolves							Arkansas Tech Green Wave							Arkansas State Red Wolves							Arkansas Tech Green Wave							Arkansas State Red Wolves							Arkansas Tech Green Wave							Arkansas State Red Wolves							Arkansas Tech Green Wave							Arkansas State Red Wolves							Arkansas Tech Green Wave							Arkansas State Red Wolves							Arkansas Tech Green Wave							Arkansas State Red Wolves							Arkansas Tech Green Wave							Arkansas State Red Wolves							Arkansas Tech Green Wave							Arkansas State Red Wolves							Arkansas Tech Green Wave							Arkansas State Red Wolves							Arkansas Tech Green Wave							Arkansas State Red Wolves							Arkansas Tech Green Wave							Arkansas State Red Wolves							Arkansas Tech Green Wave							Arkansas State Red Wolves							Arkansas Tech Green Wave							Arkansas State Red Wolves							Arkansas Tech Green Wave							Arkansas State Red Wolves							Arkansas Tech Green Wave							Arkansas State Red Wolves							Arkansas Tech Green Wave							Arkansas State Red Wolves							Arkansas Tech Green Wave							Arkansas State Red Wolves							Arkansas Tech Green Wave							Arkansas State Red Wolves							Arkansas Tech Green Wave							Arkansas State Red Wolves							Arkansas Tech Green Wave							Arkansas State Red Wolves							Arkansas Tech Green Wave							Arkansas State Red Wolves							Arkansas Tech Green Wave							Arkansas State Red Wolves							Arkansas Tech Green Wave							Arkansas State Red Wolves							Arkansas Tech Green Wave							Arkansas State Red Wolves							Arkansas Tech Green Wave							Arkansas State Red Wolves							Arkansas Tech Green Wave							Arkansas State Red Wolves							Arkansas Tech Green Wave							Arkansas State Red Wolves							Arkansas Tech Green Wave							Arkansas State Red Wolves							Arkansas Tech Green Wave							Arkansas State Red Wolves							Arkansas Tech Green Wave							Arkansas State Red Wolves							Arkansas Tech Green Wave							Arkansas State Red Wolves							Arkansas Tech Green Wave							Arkansas State Red Wolves							Arkansas Tech Green Wave							Arkansas State Red Wolves							Arkansas Tech Green Wave							Arkansas State Red Wolves							Arkansas Tech Green Wave							Arkansas State Red Wolves							Arkansas Tech Green Wave							Arkansas State Red Wolves							Arkansas Tech Green Wave							Arkansas State Red Wolves							Arkansas Tech Green Wave							Arkansas State Red Wolves							Arkansas Tech Green Wave							Arkansas State Red Wolves							Arkansas Tech Green Wave							Arkansas State Red Wolves							Arkansas Tech Green Wave							Arkansas State Red Wolves							Arkansas Tech Green Wave							Arkansas State Red Wolves							Arkansas Tech Green Wave							Arkansas State Red Wolves							Arkansas Tech Green Wave							Arkansas State Red Wolves							Arkansas Tech Green Wave							Arkansas State Red Wolves							Arkansas Tech Green Wave							Arkansas State Red Wolves							Arkansas Tech Green Wave							Arkansas State Red Wolves							Arkansas Tech Green Wave							Arkansas State Red Wolves							Arkansas Tech Green Wave							Arkansas State Red Wolves							Arkansas Tech Green Wave							Arkansas State Red Wolves							Arkansas Tech Green Wave							Arkansas State Red Wolves							Arkansas Tech Green Wave							Arkansas State Red Wolves							Arkansas Tech Green Wave							Arkansas State Red Wolves							Arkansas Tech Green Wave							Arkansas State Red Wolves							Arkansas Tech Green Wave							Arkansas State Red Wolves							Arkansas Tech Green Wave							Arkansas State Red Wolves							Arkansas Tech Green Wave							Arkansas State Red Wolves							Arkansas Tech Green Wave							Arkansas State Red Wolves							Arkansas Tech Green Wave							Arkansas State Red Wolves							Arkansas Tech Green Wave							Arkansas State Red Wolves							Arkansas Tech Green Wave							Arkansas State Red Wolves							Arkansas Tech Green Wave							Arkansas State Red Wolves							Arkansas Tech Green Wave							Arkansas State Red Wolves							Arkansas Tech Green Wave							Arkansas State Red Wolves							Arkansas Tech Green Wave							Arkansas State Red Wolves							Arkansas Tech Green Wave</						
---------------------	--	--	--	--	--	--	--	--	--	--	--	--	--	---------------------------	--	--	--	--	--	--	--------------------------	--	--	--	--	--	--	---------------------------	--	--	--	--	--	--	--------------------------	--	--	--	--	--	--	---------------------------	--	--	--	--	--	--	--------------------------	--	--	--	--	--	--	---------------------------	--	--	--	--	--	--	--------------------------	--	--	--	--	--	--	---------------------------	--	--	--	--	--	--	--------------------------	--	--	--	--	--	--	---------------------------	--	--	--	--	--	--	--------------------------	--	--	--	--	--	--	---------------------------	--	--	--	--	--	--	--------------------------	--	--	--	--	--	--	---------------------------	--	--	--	--	--	--	--------------------------	--	--	--	--	--	--	---------------------------	--	--	--	--	--	--	--------------------------	--	--	--	--	--	--	---------------------------	--	--	--	--	--	--	--------------------------	--	--	--	--	--	--	---------------------------	--	--	--	--	--	--	--------------------------	--	--	--	--	--	--	---------------------------	--	--	--	--	--	--	--------------------------	--	--	--	--	--	--	---------------------------	--	--	--	--	--	--	--------------------------	--	--	--	--	--	--	---------------------------	--	--	--	--	--	--	--------------------------	--	--	--	--	--	--	---------------------------	--	--	--	--	--	--	--------------------------	--	--	--	--	--	--	---------------------------	--	--	--	--	--	--	--------------------------	--	--	--	--	--	--	---------------------------	--	--	--	--	--	--	--------------------------	--	--	--	--	--	--	---------------------------	--	--	--	--	--	--	--------------------------	--	--	--	--	--	--	---------------------------	--	--	--	--	--	--	--------------------------	--	--	--	--	--	--	---------------------------	--	--	--	--	--	--	--------------------------	--	--	--	--	--	--	---------------------------	--	--	--	--	--	--	--------------------------	--	--	--	--	--	--	---------------------------	--	--	--	--	--	--	--------------------------	--	--	--	--	--	--	---------------------------	--	--	--	--	--	--	--------------------------	--	--	--	--	--	--	---------------------------	--	--	--	--	--	--	--------------------------	--	--	--	--	--	--	---------------------------	--	--	--	--	--	--	--------------------------	--	--	--	--	--	--	---------------------------	--	--	--	--	--	--	--------------------------	--	--	--	--	--	--	---------------------------	--	--	--	--	--	--	--------------------------	--	--	--	--	--	--	---------------------------	--	--	--	--	--	--	--------------------------	--	--	--	--	--	--	---------------------------	--	--	--	--	--	--	--------------------------	--	--	--	--	--	--	---------------------------	--	--	--	--	--	--	--------------------------	--	--	--	--	--	--	---------------------------	--	--	--	--	--	--	--------------------------	--	--	--	--	--	--	---------------------------	--	--	--	--	--	--	--------------------------	--	--	--	--	--	--	---------------------------	--	--	--	--	--	--	--------------------------	--	--	--	--	--	--	---------------------------	--	--	--	--	--	--	--------------------------	--	--	--	--	--	--	---------------------------	--	--	--	--	--	--	--------------------------	--	--	--	--	--	--	---------------------------	--	--	--	--	--	--	--------------------------	--	--	--	--	--	--	---------------------------	--	--	--	--	--	--	--------------------------	--	--	--	--	--	--	---------------------------	--	--	--	--	--	--	--------------------------	--	--	--	--	--	--	---------------------------	--	--	--	--	--	--	--------------------------	--	--	--	--	--	--	---------------------------	--	--	--	--	--	--	--------------------------	--	--	--	--	--	--	---------------------------	--	--	--	--	--	--	--------------------------	--	--	--	--	--	--	---------------------------	--	--	--	--	--	--	--------------------------	--	--	--	--	--	--	---------------------------	--	--	--	--	--	--	--------------------------	--	--	--	--	--	--	---------------------------	--	--	--	--	--	--	--------------------------	--	--	--	--	--	--	---------------------------	--	--	--	--	--	--	--------------------------	--	--	--	--	--	--	---------------------------	--	--	--	--	--	--	--------------------------	--	--	--	--	--	--	---------------------------	--	--	--	--	--	--	--------------------------	--	--	--	--	--	--	---------------------------	--	--	--	--	--	--	--------------------------	--	--	--	--	--	--	---------------------------	--	--	--	--	--	--	--------------------------	--	--	--	--	--	--	---------------------------	--	--	--	--	--	--	--------------------------	--	--	--	--	--	--	---------------------------	--	--	--	--	--	--	--------------------------	--	--	--	--	--	--	---------------------------	--	--	--	--	--	--	--------------------------	--	--	--	--	--	--	---------------------------	--	--	--	--	--	--	--------------------------	--	--	--	--	--	--	---------------------------	--	--	--	--	--	--	--------------------------	--	--	--	--	--	--	---------------------------	--	--	--	--	--	--	--------------------------	--	--	--	--	--	--	---------------------------	--	--	--	--	--	--	--------------------------	--	--	--	--	--	--	---------------------------	--	--	--	--	--	--	--------------------------	--	--	--	--	--	--	---------------------------	--	--	--	--	--	--	--------------------------	--	--	--	--	--	--	---------------------------	--	--	--	--	--	--	--------------------------	--	--	--	--	--	--	---------------------------	--	--	--	--	--	--	--------------------------	--	--	--	--	--	--	---------------------------	--	--	--	--	--	--	--------------------------	--	--	--	--	--	--	---------------------------	--	--	--	--	--	--	--------------------------	--	--	--	--	--	--	---------------------------	--	--	--	--	--	--	--------------------------	--	--	--	--	--	--	---------------------------	--	--	--	--	--	--	--------------------------	--	--	--	--	--	--	---------------------------	--	--	--	--	--	--	--------------------------	--	--	--	--	--	--	---------------------------	--	--	--	--	--	--	--------------------------	--	--	--	--	--	--	---------------------------	--	--	--	--	--	--	--------------------------	--	--	--	--	--	--	---------------------------	--	--	--	--	--	--	--------------------------	--	--	--	--	--	--	---------------------------	--	--	--	--	--	--	--------------------------	--	--	--	--	--	--	---------------------------	--	--	--	--	--	--	--------------------------	--	--	--	--	--	--	---------------------------	--	--	--	--	--	--	--------------------------	--	--	--	--	--	--	---------------------------	--	--	--	--	--	--	--------------------------	--	--	--	--	--	--	---------------------------	--	--	--	--	--	--	--------------------------	--	--	--	--	--	--	---------------------------	--	--	--	--	--	--	--------------------------	--	--	--	--	--	--	---------------------------	--	--	--	--	--	--	--------------------------	--	--	--	--	--	--	---------------------------	--	--	--	--	--	--	--------------------------	--	--	--	--	--	--	---------------------------	--	--	--	--	--	--	--------------------------	--	--	--	--	--	--	---------------------------	--	--	--	--	--	--	--------------------------	--	--	--	--	--	--	---------------------------	--	--	--	--	--	--	--------------------------	--	--	--	--	--	--	---------------------------	--	--	--	--	--	--	--------------------------	--	--	--	--	--	--	---------------------------	--	--	--	--	--	--	--------------------------	--	--	--	--	--	--	---------------------------	--	--	--	--	--	--	--------------------------	--	--	--	--	--	--	---------------------------	--	--	--	--	--	--	--------------------------	--	--	--	--	--	--	---------------------------	--	--	--	--	--	--	--------------------------	--	--	--	--	--	--	---------------------------	--	--	--	--	--	--	--------------------------	--	--	--	--	--	--	---------------------------	--	--	--	--	--	--	--------------------------	--	--	--	--	--	--	---------------------------	--	--	--	--	--	--	--------------------------	--	--	--	--	--	--	---------------------------	--	--	--	--	--	--	--------------------------	--	--	--	--	--	--	---------------------------	--	--	--	--	--	--	--------------------------	--	--	--	--	--	--	---------------------------	--	--	--	--	--	--	--------------------------	--	--	--	--	--	--	---------------------------	--	--	--	--	--	--	--------------------------	--	--	--	--	--	--	---------------------------	--	--	--	--	--	--	--------------------------	--	--	--	--	--	--	---------------------------	--	--	--	--	--	--	--------------------------	--	--	--	--	--	--	---------------------------	--	--	--	--	--	--	--------------------------	--	--	--	--	--	--	---------------------------	--	--	--	--	--	--	--------------------------	--	--	--	--	--	--	---------------------------	--	--	--	--	--	--	--------------------------	--	--	--	--	--	--	---------------------------	--	--	--	--	--	--	--------------------------	--	--	--	--	--	--	---------------------------	--	--	--	--	--	--	--------------------------	--	--	--	--	--	--	---------------------------	--	--	--	--	--	--	--------------------------	--	--	--	--	--	--	---------------------------	--	--	--	--	--	--	--------------------------	--	--	--	--	--	--	---------------------------	--	--	--	--	--	--	--------------------------	--	--	--	--	--	--	---------------------------	--	--	--	--	--	--	--------------------------	--	--	--	--	--	--	---------------------------	--	--	--	--	--	--	--------------------------	--	--	--	--	--	--	---------------------------	--	--	--	--	--	--	--------------------------	--	--	--	--	--	--	---------------------------	--	--	--	--	--	--	--------------------------	--	--	--	--	--	--	---------------------------	--	--	--	--	--	--	--------------------------	--	--	--	--	--	--	---------------------------	--	--	--	--	--	--	--------------------------	--	--	--	--	--	--	---------------------------	--	--	--	--	--	--	--------------------------	--	--	--	--	--	--	---------------------------	--	--	--	--	--	--	--------------------------	--	--	--	--	--	--	---------------------------	--	--	--	--	--	--	--------------------------	--	--	--	--	--	--	---------------------------	--	--	--	--	--	--	--------------------------	--	--	--	--	--	--	---------------------------	--	--	--	--	--	--	--------------------------	--	--	--	--	--	--	---------------------------	--	--	--	--	--	--	--------------------------	--	--	--	--	--	--	---------------------------	--	--	--	--	--	--	--------------------------	--	--	--	--	--	--	---------------------------	--	--	--	--	--	--	--------------------------	--	--	--	--	--	--	---------------------------	--	--	--	--	--	--	--------------------------	--	--	--	--	--	--	---------------------------	--	--	--	--	--	--	--------------------------	--	--	--	--	--	--	---------------------------	--	--	--	--	--	--	--------------------------	--	--	--	--	--	--	---------------------------	--	--	--	--	--	--	--------------------------	--	--	--	--	--	--	---------------------------	--	--	--	--	--	--	--------------------------	--	--	--	--	--	--	---------------------------	--	--	--	--	--	--	--------------------------	--	--	--	--	--	--	---------------------------	--	--	--	--	--	--	--------------------------	--	--	--	--	--	--	---------------------------	--	--	--	--	--	--	--------------------------	--	--	--	--	--	--	---------------------------	--	--	--	--	--	--	--------------------------	--	--	--	--	--	--	---------------------------	--	--	--	--	--	--	--------------------------	--	--	--	--	--	--	---------------------------	--	--	--	--	--	--	--------------------------	--	--	--	--	--	--	---------------------------	--	--	--	--	--	--	--------------------------	--	--	--	--	--	--	---------------------------	--	--	--	--	--	--	--------------------------	--	--	--	--	--	--	---------------------------	--	--	--	--	--	--	--------------------------	--	--	--	--	--	--	---------------------------	--	--	--	--	--	--	--------------------------	--	--	--	--	--	--	---------------------------	--	--	--	--	--	--	--------------------------	--	--	--	--	--	--	---------------------------	--	--	--	--	--	--	--------------------------	--	--	--	--	--	--	---------------------------	--	--	--	--	--	--	--------------------------	--	--	--	--	--	--	---------------------------	--	--	--	--	--	--	--------------------------	--	--	--	--	--	--	---------------------------	--	--	--	--	--	--	--------------------------	--	--	--	--	--	--	---------------------------	--	--	--	--	--	--	--------------------------	--	--	--	--	--	--	---------------------------	--	--	--	--	--	--	--------------------------	--	--	--	--	--	--	---------------------------	--	--	--	--	--	--	--------------------------	--	--	--	--	--	--	---------------------------	--	--	--	--	--	--	--------------------------	--	--	--	--	--	--	---------------------------	--	--	--	--	--	--	--------------------------	--	--	--	--	--	--	---------------------------	--	--	--	--	--	--	--------------------------	--	--	--	--	--	--	---------------------------	--	--	--	--	--	--	--------------------------	--	--	--	--	--	--	---------------------------	--	--	--	--	--	--	----------------------------	--	--	--	--	--	--



# #SIDEBYSIDE



Official Basketball Box Score - Final  
**ULM at Arkansas**  
11/07/23 Bud Walton Arena, Fayetteville  
2023-24 Women's Basketball

Game Time: 7:00 PM  
Game Duration: 2:02  
Attendance: 2,630

Officials: Frank Steratore, Katie Lukanich, Kenya Kirkland

ULM - 76

Record: 0-1

NO.	Name	Min	FG M-A	3P M-A	FT M-A	Rebounds OR DR TOT	Fouls PF FD	TP	AS	TO	ST	Blocks BS BA	+/-
11	Kyjal Miles	F 24:39	1-3	0-0	0-0	0 3 3	4 2	2	0	1	1	1	-2
37	Brianna Harris	F 28:14	2-11	0-2	1-1	1 4 5	4 1	5	0	3	0	0	-16
2	Daisha Bradford	G 34:18	6-22	2-8	0-0	1 7 8	4 1	14	5	3	1	0	-5
3	Jakayla Johnson	G 34:26	13-17	2-4	6-9	0 7 7	2 6	34	2	5	2	0	-2
22	Lauren Gross	G 31:55	3-7	1-5	0-0	0 8 8	4 1	7	0	1	2	0	-4
8	Sania Wells	22:06	4-13	2-6	2-2	0 5 5	4 2	12	2	1	0	0	8
21	Katlyn Manuel	19:51	1-3	0-0	0-0	1 1 2	4 0	2	0	2	2	1	-3
14	Myca Trail	01:17	0-1	0-0	0-0	0 0 0	3 0	0	0	0	0	1	1
00	Olivia Knight	03:15	0-2	0-1	0-0	0 2 2	0 0	0	1	0	0	0	-2
Team						4 1 5		0					
Totals			30-79	7-26	9-12	7 38 45	29 13	76	10	16	8	2 6	-5

Technical Fouls: NONE

Shooting By Period		
1 <sup>st</sup>	FG%	6-22 27.3%
	3PT%	1-6 16.7%
	FT%	2-2 100%
2 <sup>nd</sup>	FG%	7-18 38.9%
	3PT%	2-7 28.6%
	FT%	1-1 100%
3 <sup>rd</sup>	FG%	8-17 47.1%
	3PT%	1-5 20.0%
	FT%	1-4 25%
4 <sup>th</sup>	FG%	9-22 40.9%
	3PT%	3-8 37.5%
	FT%	5-5 100%
GM	FG%	30-79 38.0%
	3PT%	7-26 26.9%
	FT%	9-12 75.0%

Dead Ball Rebounds: 1, 2

Arkansas - 81

Record: 1-0

NO.	Name	Min	FG M-A	3P M-A	FT M-A	Rebounds OR DR TOT	Fouls PF FD	TP	AS	TO	ST	Blocks BS BA	+/-
30	Maryam Dauda	F 27:08	1-5	0-3	2-4	2 5 7	3 2	4	0	5	0	2	0 11
0	Taliah Scott	G 32:13	9-20	2-8	9-13	1 5 6	2 9	29	1	2	0	0	1 13
2	Samara Spencer	G 30:29	3-7	0-1	10-12	1 7 8	0 10	16	2	5	1	0	1 9
4	Saylor Poffenbarger	G 37:51	3-12	0-5	1-2	3 18 21	1 1	7	1	2	1	1	0 7
43	Makayla Daniels	G 33:27	7-11	3-5	0-0	2 0 2	4 3	17	1	0	2	0	0 0
23	Carly Keats	18:10	0-7	0-6	4-5	0 0 0	1 0	4	0	2	2	0	-6
13	Sasha Golofth	18:33	1-5	0-2	2-8	2 5 7	2 4	4	0	0	3	3	0 -6
10	Cristina Sánchez Cerqueira	02:09	0-2	0-0	0-0	1 1 2	0 0	0	0	0	0	0	-3
Team						1 3 4		0					
Totals			24-69	5-30	28-44	13 44 57	13 29	81	5	16	9	6 2 5	

Technical Fouls: NONE

Shooting By Period			
1 <sup>st</sup>	FG%	5-15	33.3%
	3PT%	2-8	25.0%
	FT%	7-11	63.6%
2 <sup>nd</sup>	FG%	4-16	25.0%
	3PT%	0-5	0.0%
	FT%	4-10	40%
3 <sup>rd</sup>	FG%	8-20	40.0%
	3PT%	1-7	14.3%
	FT%	5-6	83.3%
4 <sup>th</sup>	FG%	7-18	38.9%
	3PT%	2-10	20.0%
	FT%	12-17	70.6%
GM	FG%	24-69	34.8%
	3PT%	5-30	16.7%
	FT%	28-44	63.6%

Dead Ball Rebounds: 8, 0

	ULM	ARK
Biggest lead	5 (1 <sup>st</sup> 6:05)	14 (4 <sup>th</sup> 5:42)
Best Scoring Run	8 (2 <sup>nd</sup> 3:27)	9 (1 <sup>st</sup> 2:00)
Lead Changes	6	
Times Tied	8	
Time with Lead	06:27	29:37

Points from	ULM	ARK
Turnovers	19	15
Paint	40	38
Second Chance	2	6
Fast Breaks	24	15
Bench	14	8

Period by Period Scoring					
	1st	2nd	3rd	4th	TOT
ULM	15	17	18	26	76
ARK	19	12	22	28	81



Official Basketball Box Score - Final  
**Murray St. at Arkansas**  
11/10/23 Bud Walton Arena, Fayetteville  
2023-24 Women's Basketball

Game Time: 10:30 AM  
Game Duration: 1:49  
Attendance: 11,026

Officials: Puslani Spurlock-Welsh, Cameron Inouye, Kyle Galloway

Murray St. - 79

Record: 0-1

NO.	Name	Min	FG M-A	3P M-A	FT M-A	Rebounds OR DR TOT	Fouls PF FD	TP	AS	TO	ST	Blocks BS BA	+/-
22	Hannah McKay	F 22:48	3-5	1-3	2-2	1 6 7	2 3	9	1	1	1	0	0 3
31	Katelyn Young	C 33:27	3-11	1-4	0-0	0 6 6	3 3	7	0	2	0	3	-5
3	Briley Pena	G 19:39	2-4	2-3	0-0	1 1 2	0 0	6	0	0	0	0	-2
11	Cayson Conner	G 14:41	2-3	1-1	0-0	2 2 4	1 1	5	2	0	4	0	10
21	Bria Sanders-Woods	G 24:47	3-10	1-6	2-4	1 1 2	3 2	9	3	4	2	0	-12
2	Haven Ford	24:34	3-12	3-9	0-0	0 7 7	4 0	9	3	1	2	0	1 5
5	Trinity White	07:53	0-0	0-0	0-0	0 1 1	3 0	0	0	2	0	0	0
14	Ava Learn	21:24	7-15	1-1	0-0	6 3 9	1 1	15	0	2	1	1	-3
23	Zoe Stewart	23:52	7-19	1-5	4-6	0 4 4	4 19	3	4	1	0	2	-8
25	Destiny Thomas	03:54	0-0	0-0	0-0	0 0 0	0 0	0	1	0	0	0	4
12	Jenna Walker	03:02	0-0	0-0	0-0	0 0 0	0 0	0	0	0	0	0	-7
Team						4 2 6		0					
Totals			30-79	11-32	8-12	15 33 48	21 14	79	13	16	11	4 8	-3

Technical Fouls: NONE

Shooting By Period			
1 <sup>st</sup>	FG%	8-22	36.4%
	3PT%	1-10	10.0%
	FT%	0-0	0%
2 <sup>nd</sup>	FG%	5-19	26.3%
	3PT%	1-6	16.7%
	FT%	3-4	75%
3 <sup>rd</sup>	FG%	9-23	39.1%
	3PT%	3-7	42.9%
	FT%	3-6	50%
4 <sup>th</sup>	FG%	8-15	53.3%
	3PT%	6-9	66.7%
	FT%	2-2	100%
GM	FG%	30-79	38.0%
	3PT%	11-32	34.4%
	FT%	8-12	66.7%

Dead Ball Rebounds: 2, 0

Arkansas - 82

Record: 2-0

NO.	Name	Min	FG M-A	3P M-A	FT M-A	Rebounds OR DR TOT	Fouls PF FD	TP	AS	TO	ST	Blocks BS BA	+/-
30	Maryam Dauda	F 21:54	1-2	1-1	0-0	1 7 8	3 1	3	0	1	0	1	0 0
0	Taliah Scott	G 34:30	9-20	0-4	7-7	0 3 3	0 6	25	1	5	0	0	2 14
2	Samara Spencer	G 38:09	4-9	2-5	1-2	0 5 5	2 4	11	7	4	0	0	0 0
4	Saylor Poffenbarger	G 31:57	4-9	0-2	2-4	1 11 12	3 3	10	3	3	3	0	13
43	Makayla Daniels	G 30:30	6-12	1-5	2-2	1 6 6	4 5	15	1	1	0	0	1 2
13	Sasha Golofth	17:14	3-5	0-1	3-5	2 0 2	0 2	9	0	2	0	3	0 1
34	Jenna Lawrence	08:20	0-3	0-2	0-0	0 1 1	0 0	0	0	1	1	1	-6
23	Carly Keats	12:28	3-7	3-5	0-0	0 0 0	0 0	9	0	0	0	0	-14
10	Cristina Sánchez Cerqueira	04:58	0-1	0-0	0-0	2 2 2	0 0	0	1	0	0	0	-5
Team						3 0 3		0		1			
Totals			30-68	7-25	15-20	8 34 42	14 21	82	13	18	4	8 4	3

Technical Fouls: NONE

Shooting By Period		
1 <sup>st</sup>	FG%	5-19 26.3%
	3PT%	2-6 33.3%
	FT%	4-8 50%
2 <sup>nd</sup>	FG%	13-20 65.0%
	3PT%	3-9 33.3%
	FT%	2-2 100%
3 <sup>rd</sup>	FG%	8-16 50.0%
	3PT%	2-5 40.0%
	FT%	3-4 75%
4 <sup>th</sup>	FG%	4-13 30.8%
	3PT%	0-5 0.0%
	FT%	6-6 100%
GM	FG%	30-68 44.1%
	3PT%	7-25 28.0%
	FT%	15-20 75.0%

Dead Ball Rebounds: 2, 2

Dead Ball Rebounds: 2, 2

	MSU	ARK
Biggest lead	5 (1 <sup>st</sup> 2:02)	24 (3 <sup>rd</sup> 7:22)
Best Scoring Run	9 (3 <sup>rd</sup> 0:48)	11 (2 <sup>nd</sup> 6:43)
Lead Changes	3	
Times Tied	4	
Time with Lead	04:57	30:52

Points from	MSU	ARK
Turnovers	30	12
Paint	28	44
Second Chance	9	4
Fast Breaks	14	20
Bench	43	18

Period by Period Scoring					
	1st	2nd	3rd	4th	TOT
MSU	17	14	24	24	79
ARK	16	31	21	14	82



Official Basketball Box Score - Final  
**Little Rock at Arkansas**  
11/14/23 Bud Walton Arena, Fayetteville  
2023-24 Women's Basketball

Game Time: 7:00 PM  
Game Duration: 1:40  
Attendance: 2,508

Officials: Michael McConnell, Talisa Green, Brenda Pantoja

Little Rock - 36

Record: 0-3

NO.	Name	Min	FG M-A	3P M-A	FT M-A	Rebounds OR DR TOT	Fouls PF FD	TP	AS	TO	ST	Blocks BS BA	+/-
5	Jordan Holman	F 30:06	2-9	0-1	2-4	2 4 6	3 2	6	2	2	1	0	1 -36
11	Faith Lee	F 23:36	1-10	0-0	0-0	0 0 0	4 1	2	1	6	0	0	3 -32
2	Jaiyah Harris-Smith	G 30:00	1-4	0-1	2-2	0 4 4	2 2	4	3	3	0	0	-31
3	Jayla Brooks	G 17:18	3-6	0-1	0-0	1 1 2	5 1	6	1	1	1	0	-18
10	Lamariyee Williams	G 30:13	1-6	0-0	0-0	1 2 3	4 0	2	3	4	0	0	-18
23	Annermarie Batista	28:45	5-14	3-10	0-0	2 3 5	2 0	13	0	0	0	2	-29
4	Sha'Nequa Henry	18:50	1-3	0-0	1-2	0 2 2	0 1	3	0	0	1	0	-14
24	Camryn James	07:42	0-2	0-0	0-0	2 1 3	2 0	0	1	2	0	0	-14
1	Mira Hanna	07:27	0-2	0-0	0-0	0 2 2	1 0	0	0	1	0	0	-13
8	Courtney Davis	06:04	0-1	0-0	0-0	0 3 3	0 0	0	0	1	0	0	-2
Team						3 3 6		0					
Totals			14-57	3-13	5-8	11 25 36	23 7	36	11	20	3	2 8	-41

Technical Fouls: NONE

Shooting By Period			
1 <sup>st</sup>	FG%	1-11	9.1%
	3PT%	0-2	0.0%
	FT%	2-2	100%
2 <sup>nd</sup>	FG%	4-13	30.8%
	3PT%	0-2	0.0%
	FT%	2-4	50%
3 <sup>rd</sup>	FG%	7-16	43.8%
	3PT%	2-4	50.0%
	FT%	0-0	0%
4 <sup>th</sup>	FG%	2-17	11.8%
	3PT%	1-5	20.0%
	FT%	1-2	50%
GM	FG%	14-57	24.6%
	3PT%	3-13	23.1%
	FT%	5-8	62.5%



Official Basketball Box Score - Final  
**Central Ark. at Arkansas**  
11/20/23 Bud Walton Arena, Fayetteville  
2023-24 Women's Basketball

Game Time: 7:00 PM  
Game Duration: 1:46  
Attendance: 4,194

Officials: Felicia Grinter, Salf Esho, Gina Cazantrazi

Central Ark. - 67

Record: 2-2

NO. Name	Min	FG M-A	3P M-A	FT M-A	Rebounds OR DR TOT	Fouls PF FD	TP	AS	TO	ST	Blocks BS BA	+/-
30 Kierra Prim	F 13:17	0-1	0-0	0-0	1 2 3	2 1 0	0	0	1	0	0 1	-20
42 Cheryenne Banks	F 26:38	1-3	0-0	3-4	4 5 9	3 4 5	0	1	0	0	0 0	-13
0 Jade Upshaw	G 24:34	6-13	4-9	0-0	0 0 0	3 1	16	3	2	1	0 0	-8
3 Randra Wright	G 21:43	5-10	1-1	3-4	0 2 2	4 2	14	2	1	0	1 0	-1
22 Leah Mafua	G 21:39	3-8	0-3	1-1	0 2 2	5 2	7	2	2	1	0 0	-11
1 Kinley Fisher	26:50	4-8	3-6	0-0	2 2 4	1 0	11	2	5	1	0 0	-15
5 Bree Stephens	25:50	4-8	2-5	0-0	0 1 1	2 0	10	2	1	3	0 0	3
4 Cheryenne Kemp	14:05	0-3	0-1	2-2	0 2 2	2 2	2	1	2	0	0 0	-1
24 Jenna Rose Mafua	10:42	0-0	0-0	0-0	1 2 3	1 0	0	1	0	2	0 0	9
12 Destine Duckworth	08:51	0-1	0-1	2-2	1 4 5	0 1	2	0	2	0	0 0	-7
32 Elizabeth Ablara	05:24	0-0	0-0	0-0	0 2 2	0 0	0	0	0	0	0 0	9
23 Kaidyn Beckwith	00:27	0-0	0-0	0-0	0 0 0	0 0	0	0	0	0	0 0	0
Team					1 1 2		0					
<b>Totals</b>		23-55	10-26	11-13	10 25 35	23 13	67	13	17	8	1 3	-14

Technical Fouls: NONE

Dead Ball Rebounds: 2, 0

Arkansas - 81

Record: 5-0

NO. Name	Min	FG M-A	3P M-A	FT M-A	Rebounds OR DR TOT	Fouls PF FD	TP	AS	TO	ST	Blocks BS BA	+/-
30 Maryam Dauda	F 30:13	4-11	3-6	3-6	2 6 8	3 3	14	1	1	3	0 0	14
0 Taliah Scott	G 35:55	7-17	0-3	3-3	0 4 4	2 2	17	3	3	0	0 0	15
2 Samara Spencer	G 23:16	5-9	2-4	4-4	0 2 2	0 4	16	1	1	1	0 0	19
4 Saylor Poffenbarger	G 26:47	6-10	3-4	2-2	1 5 6	1 3	17	0	0	2	1 0	25
43 Makayla Daniels	G 32:54	3-6	1-4	4-7	2 1 3	3 7	11	4	3	2	0 0	22
13 Sasha Golorth	17:49	1-3	0-0	2-3	2 0 2	0 3	4	1	2	1	1 0	0
55 Emrie Ellis	09:47	0-0	0-0	2-2	1 1 2	1 1	2	0	0	0	1 0	0
10 Cristina Sánchez Cerqueira	06:27	0-0	0-0	0-0	0 0 0	0 0	2	0	1	0	0 0	0
23 Carly Keats	11:50	0-2	0-2	0-0	0 2 2	0 0	0	0	1	0	0 0	-16
34 Jenna Lawrence	05:02	0-1	0-1	0-0	1 0 1	1 0	0	0	0	0	0 0	-9
Team					2 0 2		0					
<b>Totals</b>		26-59	9-24	20-27	11 21 32	13 23	81	11	11	9	3 1	14

Technical Fouls: NONE

Dead Ball Rebounds: 4, 1

	UCA	ARK
Biggest lead	0 (1 <sup>st</sup> 10:00)	20 (2 <sup>nd</sup> 2:59)
Best Scoring Run	12 (2 <sup>nd</sup> 0:35)	9 (1 <sup>st</sup> 5:42)
Lead Changes	0	
Times Tied	1	
Time with Lead	00:00	38:57

Points from	UCA	ARK
Turnovers	12	20
Paint	24	24
Second Chance	9	14
Fast Breaks	9	9
Bench	25	6

Period by Period Scoring	UCA	ARK
1st	12	20
2nd	21	10
3rd	21	24
4th	24	67
TOT	78	81



Official Basketball Box Score - Final  
**Wisconsin at Arkansas**  
11/24/23 Suncoast Credit Union Arena, Fort Myers, Fla.  
2023-24 Women's Basketball

Game Time: 2:00 PM  
Game Duration: 1:47  
Attendance: 654

Officials: Talisa Green, Eric Baker, Ashlee Goode

Wisconsin - 62

Record: 3-2

NO. Name	Min	FG M-A	3P M-A	FT M-A	Rebounds OR DR TOT	Fouls PF FD	TP	AS	TO	ST	Blocks BS BA	+/-
25 Serah Williams	F 36:13	2-7	0-2	5-7	1 8 9	1 6	9	1	5	1	1 2	-6
3 Brooke Schramek	G 25:49	2-8	1-4	1-2	0 2 2	4 1	6	2	3	0	0 2	-2
13 Ronnie Porter	G 38:40	3-15	2-5	0-0	2 8 10	3 1	8	1	2	5	1 0	-6
23 D'Yanis Jimenez	G 34:13	6-10	2-2	3-4	0 4 4	2 4	17	2	3	1	0 0	6
24 Natalie Leuzinger	G 22:16	4-6	1-2	0-0	1 3 2	5 0	9	0	1	0	0 0	-4
15 Sania Copeland	32:05	4-8	3-6	0-0	0 3 3	2 2	11	5	3	0	0 1	-8
11 Anna Guillen	09:47	1-2	0-1	0-0	0 0 0	1 0	2	1	0	0	1 0	3
12 Tessa Grady	00:56	0-0	0-0	0-0	0 1 1	0 0	0	0	1	0	0 0	2
Team					2 7 9		0					
<b>Totals</b>		22-56	9-22	9-13	6 34 40	18 14	62	12	18	7	3 6	-3

Technical Fouls: NONE

Shooting By Period	1 <sup>st</sup>	2 <sup>nd</sup>	3 <sup>rd</sup>	4 <sup>th</sup>
FG%	6-16	37.5%	5-7	71.4%
3PT%	1-2	50%	3-5	60%
FT%	6-14	42.9%	2-5	40.0%
1 <sup>st</sup> FG%	0-0	0%	0-0	0%
2 <sup>nd</sup> FG%	6-17	35.3%	3-5	60%
3 <sup>rd</sup> FG%	1-5	20.0%	1-1	100%
4 <sup>th</sup> FG%	4-9	44.4%	3-5	60%
GM FG%	22-56	39.3%	9-22	40.9%
3PT%	9-13	69.2%	3-5	60%

Dead Ball Rebounds: 1, 0

Arkansas - 65

Record: 6-0

NO. Name	Min	FG M-A	3P M-A	FT M-A	Rebounds OR DR TOT	Fouls PF FD	TP	AS	TO	ST	Blocks BS BA	+/-
30 Maryam Dauda	F 31:20	2-4	0-1	0-0	6 5 11	4 0	4	3	2	2	3 0	8
0 Taliah Scott	G 37:56	6-20	4-12	2-2	0 5 5	1 2	18	1	1	1	0 0	3
2 Samara Spencer	G 35:15	3-17	3-11	4-6	1 5 6	1 5	13	2	3	2	1 0	-2
4 Saylor Poffenbarger	G 32:28	2-8	0-4	0-4	3 7 10	1 3	4	2	1	3	1 1	7
43 Makayla Daniels	G 38:22	7-15	5-10	3-6	4 4 8	3 5	22	3	4	2	1 1	4
13 Sasha Golorth	06:42	0-4	0-2	0-0	0 0 0	0 1	1	0	0	0	0 1	-4
55 Emrie Ellis	09:30	0-0	0-0	0-0	1 0 1	2 1	0	0	0	0	0 0	-5
23 Carly Keats	08:27	1-2	0-1	2-2	1 1 2	1 1	4	0	0	0	0 0	4
Team					3 4 7		0					
<b>Totals</b>		21-70	12-41	11-20	19 31 50	14 18	65	11	14	10	6 3	3

Technical Fouls: NONE

Shooting By Period	1 <sup>st</sup>	2 <sup>nd</sup>	3 <sup>rd</sup>	4 <sup>th</sup>
FG%	4-20	20.0%	3-15	20.0%
3PT%	4-15	26.7%	0-2	0%
FT%	5-20	25.0%	2-5	40.0%
1 <sup>st</sup> FG%	2-9	22.2%	1-2	50%
2 <sup>nd</sup> FG%	7-20	35.0%	3-11	27.3%
3 <sup>rd</sup> FG%	4-6	66.7%	5-10	50.0%
4 <sup>th</sup> FG%	3-6	50.0%	6-10	60%
GM FG%	21-70	30.0%	12-41	29.3%
3PT%	11-20	55.0%	3-5	60%

Dead Ball Rebounds: 5, 0

	Wisc	Ark
Biggest lead	10 (3 <sup>rd</sup> 9:40)	11 (4 <sup>th</sup> 4:46)
Best Scoring Run	14 (2 <sup>nd</sup> 0:53)	11 (2 <sup>nd</sup> 4:15)
Lead Changes	5	
Times Tied	6	
Time with Lead	19:55	13:26

Points from	Wisc	Ark
Turnovers	4	15
Paint	24	12
Second Chance	9	19
Fast Breaks	18	14
Bench	13	4

Period by Period Scoring	Wisc	Ark
1st	18	14
2nd	14	14
3rd	16	62
4th	16	65
TOT	64	95



Official Basketball Box Score - Final  
**Marquette at Arkansas**  
11/25/23 Suncoast Credit Union Arena, Fort Myers, Fla.  
2023-24 Women's Basketball

Game Time: 5:00 PM  
Game Duration: 1:34  
Attendance: 527

Officials: Jody Cantrell, Royce Bevis, Cara Sappie

Marquette - 74

Record: 6-1

NO. Name	Min	FG M-A	3P M-A	FT M-A	Rebounds OR DR TOT	Fouls PF FD	TP	AS	TO	ST	Blocks BS BA	+/-
20 Frannie Hottinger	F 30:20	6-9	0-1	0-0	4 8 12	1 2	12	1	2	2	2 1	15
32 Liza Karlen	F 25:39	9-16	0-2	2-3	3 6 9	1 5	20	0	1	0	1 1	13
3 Rose Nkumu	G 31:15	5-7	2-3	2-2	0 1 1	2 4	14	7	0	3	0 0	15
12 Mackenzie Hare	G 26:51	3-11	1-6	2-2	0 5 5	3 1	9	1	2	0	0 3	15
23 Jordan King	G 21:17	4-12	1-5	0-0	0 2 2	3 2	9	1	2	0	0 0	16
11 Skylar Forbes	21:41	0-1	0-0	2-2	1 2 3	0 1	2	0	0	1	0 0	7
1 Lee Volker	22:23	1-5	0-1	2-2	1 2 3	1 1	4	2	1	2	0 1	12
4 Abbey Cracknell	12:23	2-3	0-1	0-0	0 3 3	2 0	4	1	1	0	0 0	-8
2 Bridget Ulberg	08:11	0-1	0-0	0-0	0 0 0	0 0	0	1	0	0	0 0	-5
Team					2 1 3		0					
<b>Totals</b>		30-65	4-19	10-11	11 30 41	13 16	74	14	8	9	3 6	16

Technical Fouls: NONE

Shooting By Period	1 <sup>st</sup>	2 <sup>nd</sup>	3 <sup>rd</sup>	4 <sup>th</sup>
FG%	10-19	52.6%	3-9	33.3%
3PT%	1-5	20.0%	2-2	100%
FT%	9-14	64.3%	2-3	66.7%
1 <sup>st</sup> FG%	3-4	75%	3-4	75%
2 <sup>nd</sup> FG%	6-18	33.3%	3-5	60.0%
3 <sup>rd</sup> FG%	5-10	50.0%	5-10	50.0%
4 <sup>th</sup> FG%	5-14	35.7%	1-6	16.7%
GM FG%	30-65	46.2%	4-19	21.1%
3PT%	10-11	90.9%	2-3	66.7%

Dead Ball Rebounds: 1, 0

Arkansas - 58

Record: 6-1

NO. Name	Min	FG M-A	3P M-A	FT M-A	Rebounds OR DR TOT	Fouls PF FD	TP	AS	TO	ST	Blocks BS BA	+/-
30 Maryam Dauda	F 19:42	0-1	0-1	2-2	0 4 4	2 1	2	1	0	0	1 0	0
0 Taliah Scott	G 35:09	6-14	2-7	7-8	0 3 3	3 4	21	0	2	0	0 0	-18
2 Samara Spencer	G 32:44	2-8	1-3	3-5	0 2 2	1 4	8	3	3	1	2 1	-13
4 Saylor Poffenbarger	G 23:55	5-11	3-7	0-0	1 6 7	1 0	13	2	1	0	2 1	-9
43 Makayla Daniels	G 28:49	1-5	1-2	0-0	2 3 5	4 2	3	6	4	1	0 0	-14
13 Sasha Golorth	14:16	0-5	0-1	0-0	0 2 2	2 0	0	0	0	0	1 1	-12
55 Emrie Ellis	11:16	0-1	0-0	0-0	0 0 0	2 1	0	0	0	0	0 0	-21
23 Carly Keatts	15:47	3-6	3-5	0-0	0 0 0	1 0	9	0	2	0	0 0	-16
10 Cristina Sánchez Cerqueira	09:02	1-3	0-1	0-0	1 0 1	0 1	2	0	3	0	0 0	5
34 Jenna Lawrence	05:11	0-0	0-0	0-0	0 0 0	0 0	0	0	0	0	0 0	10
20 Karley Johnson	04:09	0-0	0-0	0-0	0 2 2	0 0	0	0	0	1	0 0	-8
Team					4 2 6		0		0			
Totals		18-54	10-27	12-15	8 24 32	16 13	58	12	15	3	6 3	-16
Technical Fouls: NONE												



Official Basketball Box Score - Final  
**UCLA at Arkansas**  
12/03/23 Bud Walton Arena, Fayetteville  
2023-24 Women's Basketball

Game Time: 2:00 PM  
Game Duration: 1:45  
Attendance: 4,261

Officials: Michael McConnell, Angelica Sutfren, Reyniya Seales

UCLA - 81 Record: 7-0

NO.	Name	Min	FG M-A	3P M-A	FT M-A	Rebounds OR DR TOT	Fouls PF FD	TP	AS	TO	ST	Blocks BS BA	+/-
32	Angela Dugalić	F 22:41	4-11	1-4	0-0	6 3 9	3 1 9	5	5	1	1	1	7
51	Lauren Betts	C 24:48	9-9	0-0	2-3	4 6 10	1 3 20	0	3	0	2	0	24
1	Kiki Rice	G 33:59	5-11	2-5	0-0	0 8 8	2 2 12	5	4	2	2	0	14
20	Charisma Osborne	G 33:16	2-7	2-6	2-2	0 8 8	3 0 8	6	4	0	0	0	14
35	Camryn Brown	G 14:60	1-1	0-0	2-2	0 0 0	2 1 4	1	0	0	2	0	4
23	Gabriela Jaquez	29:02	3-10	1-3	3-4	3 8 11	4 2 10	1	2	2	0	3	13
3	Londynn Jones	22:07	4-14	2-8	2-2	0 2 2	3 3 12	0	1	1	0	1	3
22	Christeen Iwuala	13:02	3-6	0-0	0-0	3 0 3	0 2 6	2	0	0	0	0	2
33	Amanda Muse	04:36	0-0	0-0	0-0	0 0 0	0 0 0	0	1	0	0	0	-3
43	Izzy Anstey	01:29	0-0	0-0	0-0	0 1 1	0 0 0	0	0	0	1	0	-3
Team						3 1 4				0	2		
Totals			31-69	8-26	11-13	19 37 56	18 14 81	20	22	7	7	6	15

Technical Fouls:NONE

Shooting By Period		
1 <sup>st</sup>	FG%	9-22 40.9%
	3PT%	2-9 22.2%
	FT%	0-0 0%
2 <sup>nd</sup>	FG%	11-16 68.8%
	3PT%	3-6 50.0%
	FT%	5-5 100%
3 <sup>rd</sup>	FG%	7-16 43.8%
	3PT%	2-7 28.6%
	FT%	6-8 75%
4 <sup>th</sup>	FG%	4-15 26.7%
	3PT%	1-4 25.0%
	FT%	0-0 0%
GM	FG%	31-69 44.9%
	3PT%	8-26 30.8%
	FT%	11-13 84.6%

Dead Ball Rebounds: 1, 1

Arkansas - 66

Record: 7-2

NO.	Name	Min	FG M-A	3P M-A	FT M-A	Rebounds OR DR TOT	Fouls PF FD	TP	AS	TO	ST	Blocks BS BA	+/-
30	Maryam Dauda	F 28:50	5-9	2-3	2-2	1 1 2	3 1 14	2	0	1	2	1	9
0	Taliah Scott	G 38:55	6-21	3-7	8-9	0 2 2	1 7 23	1	4	1	0	4	-12
2	Samara Spencer	G 21:41	1-4	0-0	0-0	0 2 2	3 2 2	1	2	3	0	1	-20
4	Saylor Poffenbarger	G 28:23	5-13	2-4	0-0	1 6 7	0 2 12	0	2	1	1	0	-22
43	Makayla Daniels	G 33:00	3-10	1-5	3-6	1 2 3	3 5 10	2	1	3	0	0	-12
23	Carly Keats	26:24	0-6	0-4	2-2	0 1 1	1 1 2	1	0	0	0	1	-1
55	Emrie Ellis	11:29	1-1	1-1	0-0	0 1 1	1 0 3	0	0	0	2	0	-5
10	Cristina Sánchez Cerqueira	03:39	0-0	0-0	0-0	0 1 1	2 0 0	0	0	0	0	0	-4
34	Jenna Lawrence	07:39	0-0	0-0	0-0	0 0 0	0 0 0	0	0	1	2	1	0
Team						5 2 7				0	2		
Totals			21-64	9-24	15-19	8 18 26	15 18 66	7	12	11	6	7	-15

Technical Fouls:Coach 2<sup>nd</sup>7:41

Shooting By Period		
1 <sup>st</sup>	FG%	6-17 35.3%
	3PT%	2-5 40.0%
	FT%	0-0 0%
2 <sup>nd</sup>	FG%	7-18 38.9%
	3PT%	4-9 50.0%
	FT%	1-2 50%
3 <sup>rd</sup>	FG%	3-15 20.0%
	3PT%	0-4 0.0%
	FT%	5-6 83.3%
4 <sup>th</sup>	FG%	5-14 35.7%
	3PT%	3-7 42.9%
	FT%	9-11 81.8%
GM	FG%	21-64 32.8%
	3PT%	9-24 37.5%
	FT%	15-19 78.9%

Dead Ball Rebounds: 2, 2

	UCLA	ARK
Biggest lead	30 (3 <sup>rd</sup> 0:35)	6 (1 <sup>st</sup> 8:39)
Best Scoring Run	15 (2 <sup>nd</sup> 4:56)	15 (4 <sup>th</sup> 4:00)
Lead Changes	1	
Times Tied	0	
Time with Lead	35:59	03:31

Points from	UCLA	ARK
Turnovers	20	13
Paint	40	22
Second Chance	20	10
Fast Breaks	19	7
Bench	28	5

Period by Period Scoring					
	1st	2nd	3rd	4th	TOT
UCLA	20	30	22	9	81
ARK	14	19	11	22	66



Official Basketball Box Score - Final  
**Louisiana Tech at Arkansas**  
12/07/23 Bud Walton Arena, Fayetteville  
2023-24 Women's Basketball

Game Time: 7:00 PM  
Game Duration: 1:40  
Attendance: 2,599

Officials: Kevin Pelttel, Denise Brooks, Kate Lukanich

Louisiana Tech - 60

Record: 2-7

NO.	Name	Min	FG M-A	3P M-A	FT M-A	Rebounds OR DR TOT	Fouls PF FD	TP	AS	TO	ST	Blocks BS BA	+/-
32	Kate Thompson	F 19:08	2-3	1-1	1-2	2 2 4	4 1 6	0	1	2	1	0	-12
44	Anna Larr Roberson	F 22:49	3-7	0-1	0-0	2 6 8	1 1 6	0	3	1	0	0	-26
10	Salma Bates	G 27:26	5-16	1-5	0-1	1 2 3	2 3 11	0	3	1	0	1	-28
22	Jianna Morris	G 21:39	4-12	0-2	0-0	0 1 1	2 0 8	0	1	1	0	1	-40
23	Silvia Nativi	G 22:06	1-5	0-3	2-3	1 4 5	1 2 4	2	2	1	0	0	-11
3	Robyn Lee	23:40	7-11	0-1	1-2	1 4 5	2 2 15	2	2	1	0	0	-13
34	Ayen Angoi	13:21	0-1	0-0	0-0	0 2 2	0 0 0	0	0	1	0	0	-23
0	Evrie Goetz	15:45	0-2	0-1	0-0	2 1 3	3 0 0	3	0	1	1	0	-16
1	Autumn Smith	18:02	0-7	0-4	3-4	0 2 2	1 1 3	2	2	1	0	0	-9
45	Anja Bukvic	16:04	3-5	1-2	0-0	0 1 1	1 0 7	1	3	0	0	0	-22
Team						1 1 2				0	0		
Totals			25-69	3-20	7-12	10 26 36	17 10 80	10	18	9	2	2	-40

Technical Fouls:NONE

Shooting By Period		
1 <sup>st</sup>	FG%	5-16 31.3%
	3PT%	1-4 25.0%
	FT%	1-3 33.3%
2 <sup>nd</sup>	FG%	6-16 37.5%
	3PT%	0-4 0.0%
	FT%	0-1 0%
3 <sup>rd</sup>	FG%	8-21 38.1%
	3PT%	1-5 20.0%
	FT%	0-0 0%
4 <sup>th</sup>	FG%	6-16 37.5%
	3PT%	1-7 14.3%
	FT%	6-8 75%
GM	FG%	25-69 36.2%
	3PT%	3-20 15.0%
	FT%	7-12 58.3%

Dead Ball Rebounds: 3, 0

Arkansas - 100

Record: 9-2

NO.	Name	Min	FG M-A	3P M-A	FT M-A	Rebounds OR DR TOT	Fouls PF FD	TP	AS	TO	ST	Blocks BS BA	+/-
30	Maryam Dauda	F 17:35	3-4	0-0	3-4	1 2 3	1 2 9	0	1	0	2	0	29
0	Taliah Scott	G 31:00	12-16	5-8	0-4	0 2 8	1 3 29	1	3	1	0	0	40
2	Samara Spencer	G 29:24	7-12	3-8	3-6	1 7 8	0 4 20	6	3	2	0	0	38
4	Saylor Poffenbarger	G 21:33	5-11	2-3	0-0	2 9 11	0 0 12	2	2	5	0	0	29
43	Makayla Daniels	G 25:52	3-4	1-2	5-6	0 6 6	0 5 12	7	1	3	0	0	36
23	Carly Keats	22:02	3-9	2-5	0-0	0 2 2	0 0 8	1	0	1	0	0	14
55	Emrie Ellis	11:29	0-1	0-0	0-0	0 1 1	1 0 0	0	1	1	0	0	1
34	Jenna Lawrence	11:59	3-4	1-2	3-4	0 1 1	3 2 10	0	0	0	0	0	6
10	Cristina Sánchez Cerqueira	10:56	0-1	0-0	0-0	0 2 2	2 0 0	0	0	0	0	0	1
20	Karley Johnson	12:57	0-2	0-0	0-2	1 1 2	2 1 0	1	0	1	0	1	1
51	Bea Franklin	05:13	0-1	0-0	0-0	1 0 1	0 0 0	0	0	0	0	0	-4
Team						1 2 3				0	0		
Totals			36-65	14-28	14-26	7 35 42	11 17 100	19	11	13	2	2	40

Technical Fouls:Bench 4<sup>th</sup>5:13

Shooting By Period		
1 <sup>st</sup>	FG%	10-17 58.8%
	3PT%	6-10 60.0%
	FT%	1-3 33.3%
2 <sup>nd</sup>	FG%	10-16 62.5%
	3PT%	3-5 60.0%
	FT%	1-2 50%
3 <sup>rd</sup>	FG%	8-15 53.3%
	3PT%	2-6 33.3%
	FT%	8-14 57.1%
4 <sup>th</sup>	FG%	8-17 47.1%
	3PT%	3-7 42.9%
	FT%	4-7 57.1%
GM	FG%	36-65 55.4%
	3PT%	14-28 50.0%
	FT%	14-26 53.8%

Dead Ball Rebounds: 8, 1

	LATECH	ARK
Biggest lead	0 (1 <sup>st</sup> 10:00)	44 (4 <sup>th</sup> 6:44)
Best Scoring Run	7 (3 <sup>rd</sup> 7:25)	22 (4 <sup>th</sup> 9:04)
Lead Changes	0	
Times Tied	0	
Time with Lead	00:00	39:41

Points from	LATECH	ARK
Turnovers	8	13
Paint	28	42
Second Chance	1	12
Fast Breaks	9	17
Bench	25	18

Period by Period Scoring					
	1st	2nd	3rd	4th	TOT
LATECH	12	12	17	19	60
ARK	27	24	26	23	100



## TV/RADIO CHART



### Taliah Scott

Fr. | G | FR | 5-9  
Orange Park, Fla.  
St. Johns Country Day  
Major: Psychology

0

GP-GS	PPG	RPG	APG	MPG
10-10	23.8	3.7	1.2	34.8
Season Highs:	34 (11/17)	6 (11/17)	3 (11/20)	40 (11/17)

- Career Highs: Same
- Coming off seventh 20-point w/ 29 points vs. LA Tech
  - Back-to-back-to-back SEC Freshman of the Week
  - Logged 29 points vs. ULM, most by a freshman in Arkansas debut
  - Leads SEC in scoring, FTM (54), FGM (81) & seventh in FT% (.831)
  - In NCAA, second in total points (238), fourth in FTM, fourth in FGM & FGA, seventh in FTA, as well as fifth in PPG
  - No. 11 ranked 2023 player in the country and five-star prospect
  - Named McDonald's All-American and Florida Gatorade POY



### Samara Spencer

Jr. | G | 2L | 5-7  
Fort Lauderdale, Fla.  
St. Thomas Aquinas  
Major: Rec & Sport Management

2

GP-GS	PPG	RPG	APG	MPG
10-10	11.6	3.9	3.6	30.5
Season Highs:	20 (12/17)	8 (12/17)	7 (11/10)	38 (11/10)

- Career Highs: 32 (12/4/22)
- Coming off 20 points, eight rebounds, six assists & two steals vs. LA Tech
  - Became 33rd member of 1K club at Arkansas w/ 15 points at FSU
  - Tenth in FT% (.750), eighth in minutes, eighth in FTM (30) & 11th in assists/gm (3.6) in the SEC
  - No. 15 in career assists (286), 4th in SEC among active players
  - Leading returning scorer w/ 14.4 PPG and a team-leading 154 assists
  - No. 7 most assists in a single season at Arkansas last season
  - 2022 SEC Freshman of the Year, first for Arkansas since 2009



### Saylor Poffenbarger

R-So. | G | 1L/TR | 6-2  
Middletown, Md.  
Middletown/UConn  
Major: Communications

4

GP-GS	PPG	RPG	APG	MPG
10-10	10.9	11.9	1.7	29.5
Season Highs:	17 (11/20)	23 (11/30)	4 (11/17)	38 (11/30)

- Career Highs: 24 (1/8/23)
- Coming off 12 points, 11 boards & career-high 5 steals vs. LA Tech
  - Broke single-game record in rebounds w/ 23 at #15 FSU for second double-double of season w/ 13 points & also three blocks
  - Leads SEC in defensive rebounds/gm (9.8) & rebounds/gm (11.9), which is second & fifth in the NCAA
  - Among active SEC players, sits at No. 19 in career rebounds (374)
  - Tabbed to All-SEC Freshman Team
  - Broke individual season defensive rebound record w/ 225 last year
  - Five-time SEC Freshman of the Week, which led the league



### Bea Franklin

GR. | G | GR | 5-10  
Seattle, Wash.  
Seattle Prep  
Major: Nursing

8

GP-GS	PPG	RPG	APG	MPG
1-0	0.0	1.0	0.0	5.2
Season Highs:	N/A	1 (12/7)	N/A	5 (12/7)

- Career Highs: Same
- Played 5 minutes & logged a board vs. LA Tech
  - Three-sport athlete in HS (soccer, bball and tennis)
  - Led Seattle Prep to 20-9 record, 12-4 in 3A Metro in 2016-17
  - On soccer pitch, named 2023 SEC Midfielder of the Year and SEC Scholar Athlete of the Year
  - Named All-American in grad season, leading Hogs in goals (9), assists (9) and points, and two-time All-SEC recipient



### Cristina Sanchez Cerqueira

Fr. | F | FR | 6-1  
Granada, Spain  
Segle XXI  
Major: Kinesiology

10

GP-GS	PPG	RPG	APG	MPG
7-0	0.4	1.4	0.3	6.1
Season Highs:	2 (11/25)	2 (12/7)	1 (11/20)	11 (12/7)

- Career Highs: Same
- Played 11 minutes and grabbed two boards vs. LA Tech
  - Made first collegiate field goal vs. Marquette
  - A member of the Spanish National Team
  - Played at FIBA U18 3x3 World Cup in Hungary and European Youth Olympic Festival 3x3 in Slovenia
  - With Segle XXI, played in 26 games during the 2022-23 season to average 6.4 points, 5.4 rebounds and 1.3 steals per game



### Karley Johnson

So. | G | 1L | 5-9  
Oklahoma City, Okla.  
Mustang  
Major: Family Science

20

GP-GS	PPG	RPG	APG	MPG
3-0	0.3	2.0	0.3	9.0
Season Highs:	1 (11/14)	2 (12/7)	1 (12/7)	13 (12/7)

- Career Highs: 1 (11/14)
- Recorded two boards, one assist & one steal in 13 minutes vs. LA Tech
  - Made season debut vs. Little Rock, playing all 10 minutes of fourth quarter to log a point, two offensive rebounds and one steal
  - Appeared in 10 games as a true freshman
  - Tabbed a 2022 McDonald's All-American nominee
  - As a senior at Mustang HS, averaged 12.3 points, 4.3 rebounds and 3.1 assists per game



### Loren Lindsey

So. | G | 1L | 5-11  
Fayetteville, Ark.  
Fayetteville  
Major: Finance

21

GP-GS	PPG	RPG	APG	MPG
1-0	0.0	0.0	1.0	3.6
Season Highs:	N/A	N/A	1 (11/14)	3 (11/14)

- Career Highs: N/A
- Made season debut vs. Little Rock, finishing with first career assist
  - Appeared in nine games as a true freshman
  - Made collegiate debut against Central Arkansas
  - Tabbed to the All-Conference 6A West All-Defensive Team
  - Named Northwest Arkansas Democrat Gazette Player of the Week
  - Born and raised in Fayetteville & always wanted to be a Hog



### Carly Keats

So. | G | JUCO | 5-8  
Choctaw, Miss.  
Neshoba Central/Jones JC  
Major: Anthropology

23

GP-GS	PPG	RPG	APG	MPG
10-0	5.6	1.3	0.3	16.2
Season Highs:	14 (11/14)	4 (11/14)	1 (12/7)	26 (12/3)

- Career Highs: Same
- Recorded eight points and two boards in 22 minutes vs. LA Tech
  - Shooting .326 from beyond the arc with 14 triples this year
  - Daggered four 3-pointers to finish with 14 points vs. Little Rock
  - JUCO transfer from Jones College, having led the team to its seventh straight region crown and ticket to NJCAA Tournament
  - Named to All-Region 23 Team at JC
  - Started in 28 games as a freshman at JC, finishing w/ 55 3-pointers



### Maryam Dauda

R-So. | F | 1L | 6-4  
Bentonville, Ark.  
Bentonville  
Major: International Business

30

GP-GS	PPG	RPG	APG	MPG
10-10	8.2	6.5	0.9	25.5
Season Highs:	15 (11/14)	11 (11/24)	3 (11/24)	31 (11/24)

- Career Highs: Same
- Logged nine points, three boards & two blocks vs. LA Tech
  - Registered four points & career-high 11 boards vs. Wisconsin
  - In SEC, sixth in blocks/game (1.5)
  - Appeared in 35 games off the bench, first year back from ACL injury
  - 13th-ranked player, five-star prospect and top post player in the ESPN HoopGurlz 2021 recruiting class
  - Sat out her first year at Arkansas to fully recover from injury



### Jenna Lawrence

Fr. | F | FR | 6-3  
Farmington, Ark.  
Farmington  
Major: Human Nutrition

34

GP-GS	PPG	RPG	APG	MPG
6-0	2.2	1.0	0.2	7.7
Season Highs:	10 (12/7)	3 (11/14)	1 (11/14)	12 (12/7)

- Career Highs: Same
- Coming off career-highs in minutes (12) & points (10) vs. LA Tech
  - Logged first collegiate points vs. LR, finishing with three points, three rebounds and one block
  - Four-star prospect, No. 61 player in the country
  - Proven winner, coming off 4A girls state championship & was MVP
  - Averaged 18.7 points, 7.1 rebounds and 1.5 blocks per game with 99 3-pointers made as a senior
  - Eclipsed 2,000 points and 1,000 rebounds in high school



### Makayla Daniels

Gr. | G | 4L | 5-8  
Frederick, Md.  
Frederick  
Major: Rec & Sport Management

43

GP-GS	PPG	RPG	APG	MPG
10-10	11.1	4.8	3.1	31.3
Season Highs:	22 (11/24)	8 (11/24)	7 (12/7)	38 (11/24)

- Career Highs: 34 (12/21/21)
- Recorded 12 points, 6 rebounds, 7 assists & 3 steals vs. LA Tech
  - Made Fort Myers Tip-Off All-Tournament Team, logging 22 points, eight rebounds, three assists, two steals & one block vs. Wisconsin
  - Earned spot on All-SEC Preseason Second Team
  - Sits at 18th on the all-time scoring list (1,574) & broke starts record
  - Most assists (345) & second most steals (210), third most points & 12th most rebounds (473) among active SEC players in their career
  - Started in every game since freshman year



### Maryn Archer

Fr. | G | FR | 5-8  
Derby, Kan.  
Derby  
Major: Sociology

44

GP-GS	PPG	RPG	APG	MPG
N/A	N/A	N/A	N/A	N/A
Season Highs:	N/A	N/A	N/A	N/A

- Career Highs: Same
- Has not made an appearance in a game
  - Enrolled early in January
  - Three-star prospect out of high school
  - Voted Run 4 Roses All-Tournament First Team after 31-point performance on just 11 shots in championship game
  - Paced Derby HS in assists and steals during junior year
  - Played on two different high school teams, leading both to state



### Emrie Ellis

Jr. | F | 2L | 6-3  
Vanoss, Okla.  
Vanoss  
Major: Human Resources

55

GP-GS	PPG	RPG	APG	MPG
8-0	1.6	1.4	0.3	10.5
Season Highs:	6 (11/17)	4 (11/14)	1 (12/7)	13 (11/17)

- Career Highs: 11 (2/10/22)
- Logged one rebound and one assist in 11.5 minutes vs. Louisiana Tech
  - Splashed two big 3-pointers for six points w/ +20 efficiency at A-State
  - Made return after injury vs. LR, logging two points & four boards
  - Played 28 games off the bench and scored in nine games last season
  - Five blocks vs. UAPB was most by a freshman Hog since 2014
  - No. 48 overall recruit in ASGR's 2021 recruiting rankings



### Mike Neighbors

7th Year at Arkansas  
11th Year Overall

HC

- One of two active head coaches to earn 200 career wins in 10 years or less
- Has led teams to nine postseason appearances (6 NCAA, 3 WNIT)
- Guided teams to Final Four and two Sweet 16s as head coach
- Coached 11 WNBA Draft picks, six as a head coach
- Holds Arkansas head coaching record for SEC winning percentage
- Has 42 wins over AP Top 5 opponents
- WBCA Board of Directors member



Todd Schaefer  
Seventh Season



Pauline Love  
Seventh Season



Lacey Goldwire  
Fifth Season



**Taliah Scott**  
Fr. | 5-9 | G  
Orange Park, Fla.



**Samara Spencer**  
Jr. | 5-7 | G  
Fort Lauderdale, Fla.



**Saylor Poffenbarger**  
R-So. | 6-2 | G  
Middletown, Md.



**Bea Franklin**  
Gr. | 5-10 | G  
Seattle, Wash.



**Cristina Sánchez Cerqueira**  
Fr. | 6-1 | G  
Granada, Spain



**Sasha Goforth**  
R-Jr. | 6-1 | G  
Fayetteville, Ark.



**Karley Johnson**  
So. | 5-9 | G  
Mustang, Okla.



**Loren Lindsey**  
So. | 5-11 | G  
Fayetteville, Ark.



**Carly Keats**  
So. | 5-8 | G  
Choctaw, Miss.



**Maryam Dauda**  
R-So. | 6-4 | F  
Bentonville, Ark.



**Jenna Lawrence**  
Fr. | 6-3 | F  
Farmington, Ark.



**Makayla Daniels**  
Gr. | 5-9 | G  
Frederick, Md.



**Maryn Archer**  
Fr. | 5-7 | G  
Derby, Kan.



**Emrie Ellis**  
Jr. | 6-3 | F  
Vanoss, Okla.



**Mike Neighbors**  
Head Coach  
Seventh Season



**Todd Schaefer**  
Associate Head Coach  
Seventh Season



**Pauline Love**  
Assistant Coach  
Seventh Season




**Lacey Goldwire**  
Assistant Coach  
Fifth Season



**Amber Shirey**  
Director of Operations




**Jayci Stone**  
Director of SA Development



**Evan Johnston**  
Special Assistant to HC/Dir. of Video



**Simone Rush**  
Head Athletic Trainer



**Tyler Beckman**  
S&C Coach