



RAZORBACKS®

2023-24 Women's Basketball Game Notes

Kylie Magar | Assistant Director, Communications
E: kmagar@uark.edu | ArkansasRazorbacks.com

2023-24 SCHEDULE

Date	Opponent	Time	TV/RESULT
Nov. 7	ULM	7 PM	W, 81-76
Nov. 10	Murray State	10:30 AM	W, 82-79
Nov. 14	Little Rock	7 PM	W, 77-36
Nov. 17	at Arkansas State	7 PM	W, 82-67
Nov. 20	Central Arkansas	7 PM	W, 81-67
Nov. 24	WisconsinS	1 PM	W, 65-62
Nov. 25	MarquetteS	4 PM	L, 74-58
Nov. 30	at No. 15 Florida State	6 PM	W, 71-58
Dec. 3	No. 2 UCLA	2 PM	L, 81-66
Dec. 7	Louisiana Tech	7 PM	W, 100-60
Dec. 10	UAPB	1 PM	L, 74-70
Dec. 16	Samford!	12:30 PM	W, 68-54
Dec. 20	Illinois#	10 AM	FloHoops
Dec. 21	UIC#	10 AM	FloHoops
Dec. 31	Incarnate Word	1 PM	SECN+
Jan. 4	at Kentucky*	6 PM	SECN+
Jan. 7	Georgia*	1 PM	SECN
Jan. 11	Mississippi State*	8 PM	SECN
Jan. 14	at Alabama*	2 PM	SECN
Jan. 21	at LSU*	4 PM	ESPN
Jan. 25	Kentucky*	7 PM	SECN+
Jan. 28	at Missouri*	2 PM	SECN+
Feb. 1	Alabama*	8 PM	SECN
Feb. 4	Auburn*	5 PM	SECN
Feb. 8	at Florida*	5 PM	SECN+
Feb. 12	at Tennessee*	6 PM	SECN
Feb. 18	Missouri*	3 PM	SECN
Feb. 22	at Texas A&M*	7 PM	SECN+
Feb. 25	Vanderbilt*	2 PM	SECN+
Feb. 29	South Carolina*	8 PM	SECN
March 3	at Ole Miss*	3 PM	SECN

March 6-9 SEC Tournament (Greenville, S.C.)

*-SEC Contest

S - Elevance Health Women's Fort Myers Tip-Off (Fort Myers, Fla.)

-- SEC/ACC Challenge (Tallahassee, Fla.)

! - Played in Simmons Bank Arena (North Little Rock, Ark.)

- West Palm Beach Classic (West Palm Beach, Fla.)

All Times CT

13-14 ARKANSAS AT WEST PALM BEACH CLASSIC | MASSIMINO COURT | DEC. 20-21 | FLOHOOPS

Arkansas Razorbacks



Illinois Fighting Illini



Record 5-4
Conference Record 0-1 (Big 10)
AP Poll N/A
USA Today Coaches Poll N/A
Head Coach Shauna Green
HC Record at UofI (Yrs) 27-14 (second season)
HC Career Record (Yrs) 183-89 (10th season)
Neighbors' Record vs. UofA 0-0

Record 9-3
Conference Record N/A
AP Poll N/A
USA Today Coaches Poll N/A
Head Coach Mike Neighbors
HC Record at UofA (Yrs) 129-80 (seventh season)
HC Career Record (Yrs) 227-121 (11th season)
Neighbors' Record vs. UofI/UIC 0-0/0-0



UIC Flames

Record 6-2
Conference Record 0-0 (MVC)
AP Poll N/A
USA Today Coaches Poll N/A
Head Coach Ashleen Bracey
HC Record at UIC (Yrs) 24-19 (second season)
HC Career Record (Yrs) Same
Bracey's Record vs. UofA 0-0

Last Starting Five



#43 MAKAYLA DANIELS

Gr. | G | 5-8 | Frederick, Md.

PPG	RPG	APG	MPG
11.8	4.6	3.1	32.2



#2 SAMARA SPENCER

Jr. | G | 5-7 | Fort Lauderdale, Fla.

PPG	RPG	APG	MPG
11.7	4.3	3.4	31.1



#0 TALIAH SCOTT

Fr. | G | 5-9 | Orange Park, Fla.

PPG	RPG	APG	MPG
23.2	3.6	1.3	35.4



#4 SAYLOR POFFENBARGER

R-So. | G | 6-2 | Middletown, Md.

PPG	RPG	APG	MPG
10.3	11.8	1.8	30.4



#30 MARYAM DAUDA

R-So. | F | 6-2 | Bentonville, Ark.

PPG	RPG	APG	MPG
8.3	6.5	0.8	26.8

SNAPSHOT:

- Logged 14 points and three steals vs. Samford
- No. 7 on all-time scoring list at Arkansas (1,604), and the top scoring point guard in school history
- Third in minutes/gm, 10th in steals/gm (2.0) and 12th in assist/turnover ratio (1.6) in SEC
- SEC Preseason Second Team selection

SNAPSHOT:

- Coming off second 20-piece of season w/ team-high 20 points, five boards & four assists vs. Samford
- Surpassed 1,000 points at #15 Florida State, becoming 33rd member of 1K club at Arkansas
- In SEC, seventh in minutes/gm (31.1) 11th in FT% (.740) & 12th in assists/gm

SNAPSHOT:

- Recorded nine points & two assists vs. Samford
- Four-time SEC Freshman of the Week
- Leads SEC in scoring, FT makes & attempts, & FG attempts, & in the NCAA, leads in FTA & second in total points and FTM
- McDonald's All-American and No. 11 recruit in class

SNAPSHOT:

- Logged 13 rebounds and two points vs. Samford
- Broke school record for individual game rebounds with 23 at #15 FSU, with 22 being the previous record since 1988, along with 13 points
- Her 23 rebounds is most by any NCAA player this season
- Leads SEC in defensive rebounds (9.7) and rebounds/game, which is second & fifth in the NCAA

SNAPSHOT:

- Coming off 11 points, nine boards & three blocks vs. Samford, while playing career-high 36 minutes
- Has been big defensively for the Hogs
- No. 5 in blocks/game (1.8) in the SEC, with her 21 total blocks ranked No. 24 in the NCAA
- Last year was her first off an ACL injury

FOLLOW, WATCH & LISTEN



@RAZORBACKWBB

TV: FloHoops

On the Call: Corey Brooks and Jennifer George

Razorback Sports Network from Learfield (Radio)

Phil Elson - <http://143.223.155.160/audio>

Yayetteville - KQSM-FM-92.1 /// KYNG-AM - 1590*

Fort Smith - KFPW-AM-1230 /// KHGG-AM-1580

2023-24 NOTES

NEIGHBORHOOD WATCH

- The Hogs are 9-3 through 12 non-conference games with three left to play before SEC season
- Arkansas is making its way to Florida for the third time in less than a month, as the Hogs will play in the West Palm Beach Classic to play Illinois and UIC
- The Hogs are coming off defeating Samford, 68-54, at Simmons Bank Arena in North Little Rock to elevate its record played at Simmons Bank to 10-5, 8-1 in regular season games
- In Arkansas' last tournament, at the Elevance Health Fort Myers Tip-Off, the Hogs went 1-1, while **Makayla Daniels** earned a spot on the All-Tournament team
- Freshman **Taliah Scott** has led the SEC in scoring since the first game of the season, as she averages 23.17 points per game and is the only player in the league to average 20.0+ points per game. Her 278 total points just trails **Caitlin Clark**, and she is sixth in the country in points per game. **Scott** is also leading the country in free throw attempts (82) and is second in free throw makes (66)
- **Saylor Poffenbarger** is still one of the top rebounders in the country, leading the league with 9.7 defensive rebounds/game and 11.8 rebounds per game, which is second and fifth, respectively in the NCAA
- **Poffenbarger** broke the school record for individual game rebounds with 23 against Florida State. Those 23 boards is the most pulled down by an NCAA DI men's or women's player this season
- **Samara Spencer** leads the team with 41 assists. Her 291 career assists is No. 15 on the career list
- **Makayla Daniels** leads the team with 24 steals and is now No. 6 on the all-time steals list with 216, while **Maryam Dauda** has a team's most 21 blocks
- **Daniels** is the highest scoring point guard in school history with 1,604 points, which is the seventh most in school history, while holding a program's most starts (134) and most games played (134). **Daniels** was selected on the All-SEC Preseason Second Team, as chosen by the league's coaches
- Arkansas is one of two schools in the SEC to have finished in the top 50 in NET/RPI rankings in the past four years (South Carolina the other), and one of three in the SEC to qualify for the past five consecutive postseason tournaments (SC and Tennessee the others, including 2020 when the tournament was cancelled due to COVID-19)
- Coach **Neighbors** returns three starters from the 2022-23 team, seven total returners, while bringing in the No. 17 ranked recruiting class, according to ESPN
- **Scott** comes to Fayetteville as a five-star prospect, No. 11 in the country, logging 36.2 points, 9.2 rebounds, 4.8 assists and 3.0 steals per game during her senior year of high school. Fellow freshman **Jenna Lawrence** was a four-star recruit, No. 61 recruit in the country, out of Farmington High School down the road, who won the 2023 4A Girls State Championship.
- Maryn Archer** was a January enrollee and three-star player out of Kansas, while JUCO transfer **Carly Keats** and Spanish National Team member **Cristina Sanchez Cerqueira** make up one of the most talented recruiting classes Arkansas has seen

SCOUTING TOURNAMENT FIELD ILLINOIS

ABOUT THE FIGHTING ILLINI

- Illinois is 5-4 on the season, 0-1 in Big Ten play
- The Fighting Illini were picked to finish fifth in the 2023-24 Coaches Big Ten Preseason Poll after a memorable 22-10, 11-7 in Big Ten last year. Illinois made the NCAA Tournament for the first time since 2003 as a No. 11 seed, dropping to Mississippi State, 70-56 in the play-in round
- **Makira Cook** was selected on the Coaches and Media Preseason Team after leading the Fighting Illini with 18.3 points per game and 125 assists
- This season, **Genesis Bryant** leads Illinois with 15.3 points per game, 30 total assists and 15 total steals
- **Kendall Bostic** paces the team on the boards with 8.9 per game
- **Brynn Shoup-Hill** has a team's most 10 blocks

ABOUT THE HEAD COACH

- **Shauna Green** helped the Fighting Illini turnaround from a 7-win team in 2021-22 to a 22-win, NCAA Tournament team in just one season. She was one of 10 WBCA NCAA DI National Coach of the Year finalists
- **Green** is in her 10th season as a head coach, second at Illinois. She was previously at Dayton for six seasons, where she led the Flyers to five A-10 championships, three NCAA Tournament appearances and two WNIT stops
- One of the greatest players in Canisius basketball history, as a four-time All-Conference honoree and the school's all-time leading scorer (2,012 points) and remains second in rebounding

SERIES HISTORY OF ILLINOIS VS. ARKANSAS

- Illinois leads in the all-time series, 2-0
- The two teams faced off in 1996 and 1997, both games in Champaign. In the last matchup vs. the Fighting Illini in 1997, Arkansas lost, 100-81

UIC

ABOUT THE FLAMES

- UIC has started the season 6-3, going into West Palm after defeating Chicago State, 74-46
- The Flames were picked to finish sixth in the Missouri Valley after ending the season 19-17, 9-11 in the MVC. UIC played in the WBI, beating Northern Illinois, 71-56, but dropping its games

BENCHMARK PERFORMANCES

10+ POINTS	19-20	20-21	21-22	22-23	23-24	TOT
Taliah Scott	-	-	-	-	11	11
Makayla Daniels	12	19	19	27	9	86
Saylor Poffenbarger	-	-	-	13	8	21
Samara Spencer	-	-	20	27	7	54
Maryam Dauda	-	-	-	4	5	9
Carly Keats	-	-	-	-	1	1
Jenna Lawrence	-	-	-	-	1	1
Sasha Goforth	-	12	21	-	-	33
Emrie Ellis	-	-	1	0	-	1

20+ POINTS	19-20	20-21	21-22	22-23	23-24	TOT
Taliah Scott	-	-	-	-	8	8
Samara Spencer	-	-	3	8	2	13
Makayla Daniels	2	1	5	5	1	14
Sasha Goforth	-	2	1	-	-	3
Saylor Poffenbarger	-	-	-	2	-	2

30+ POINTS	19-20	20-21	21-22	22-23	23-24	TOT
Taliah Scott	-	-	-	-	2	2
Makayla Daniels	0	0	2	1	-	3
Samara Spencer	-	-	0	1	-	1

5+ 3-POINTERS	19-20	20-21	21-22	22-23	23-24	TOT
Taliah Scott	-	-	-	-	2	2
Makayla Daniels	1	0	1	0	1	3
Samara Spencer	-	-	1	2	-	3
Sasha Goforth	-	1	0	-	-	1

50+ FG% (8 FGA)	19-20	20-21	21-22	22-23	23-24	TOT
Makayla Daniels	4	3	9	4	3	23
Taliah Scott	-	-	-	-	3	3
Samara Spencer	-	-	8	8	3	19
Maryam Dauda	-	-	-	0	2	2
Saylor Poffenbarger	-	-	-	5	1	6
Sasha Goforth	-	5	7	-	-	12

10+ REBOUNDS	19-20	20-21	21-22	22-23	23-24	TOT
Saylor Poffenbarger	-	-	-	9	8	17
Maryam Dauda	-	-	-	0	1	1
Sasha Goforth	-	1	3	-	-	4
Makayla Daniels	0	0	1	0	-	1

20+ REBOUNDS	19-20	20-21	21-22	22-23	23-24	TOT
Saylor Poffenbarger	-	-	-	-	2	2

5+ ASSISTS	19-20	20-21	21-22	22-23	23-24	TOT
Samara Spencer	-	-	5	13	4	22
Makayla Daniels	3	2	6	4	2	18
Saylor Poffenbarger	-	-	-	6	-	6
Sasha Goforth	-	1	0	-	-	1

3+ BLOCKS	19-20	20-21	21-22	22-23	23-24	TOT
Sasha Goforth	-	1	11	-	3	15
Saylor Poffenbarger	-	-	-	3	3	6
Maryam Dauda	-	-	-	1	3	4
Emrie Ellis	-	-	2	0	1	3

3+ STEALS	19-20	20-21	21-22	22-23	23-24	TOT
Makayla Daniels	5	4	1	10	4	24
Saylor Poffenbarger	-	-	-	0	3	3
Samara Spencer	-	-	2	5	1	8
Sasha Goforth	-	1	2	-	1	4
Maryam Dauda	-	-	-	0	1	1

DOUBLE-DOUBLES	19-20	20-21	21-22	22-23	23-24	TOT
Saylor Poffenbarger	-	-	-	4	4	8
Sasha Goforth	-	1	3	-	-	4
Samara Spencer	-	-	0	2	-	2
Makayla Daniels	0	0	1	0	-	1

Stat Comparison

UA	Uof I/UIC
75.1.....	Scoring.....76.2/77.1
65.7.....	Opp. Scoring.....61.9/68.2
.388.....	FG %.....468/448
.373.....	Def. FG%.....402/415
.320.....	3-pt. %.....320/319
9.7.....	3-pt./gm.....6.0/5.7
.701.....	FT%.....731/643
41.2.....	Reb./gm.....36.9/38.3
11.4.....	Assists/gm.....13.4/18.9
13.4.....	TO/gm.....11.9/18.7
+2.8.....	TO Margin.....+4.1/+2.9
7.3.....	Steals/gm.....7.9/11.9
5.8.....	Blocks/gm.....3.7/2.3

2023-24 SOUTHEASTERN CONFERENCE STANDINGS

CONFERENCE STANDINGS												
	CONFERENCE				OVERALL							
	W-L	Pct.	H	A	W-L	Pct.	H	A	N	Streak	vs. T10	vs. T25
South Carolina	0-0	.000	0-0	0-0	10-0	1.000	6-0	2-0	2-0	W10	2-0	4-0
LSU	0-0	.000	0-0	0-0	11-1	.917	8-0	1-0	2-1	W11	1-0	1-1
Vanderbilt	0-0	.000	0-0	0-0	10-1	.909	6-0	2-1	2-0	W3	0-1	0-1
Texas A&M	0-0	.000	0-0	0-0	9-1	.900	6-0	2-1	1-0	W7	0-0	0-0
Alabama	0-0	.000	0-0	0-0	11-2	.846	8-0	1-1	2-1	W4	0-0	1-0
Mississippi State	0-0	.000	0-0	0-0	11-2	.846	6-1	2-1	3-0	W3	0-0	0-0
Auburn	0-0	.000	0-0	0-0	9-2	.818	6-1	3-1	0-0	W6	0-0	0-0
Arkansas	0-0	.000	0-0	0-0	9-3	.750	5-2	2-0	2-1	W1	0-1	1-1
Florida	0-0	.000	0-0	0-0	7-3	.700	3-1	2-2	2-0	W1	0-0	0-1
Georgia	0-0	.000	0-0	0-0	7-3	.700	4-2	1-1	2-0	L1	0-0	0-0
Ole Miss	0-0	.000	0-0	0-0	7-3	.700	4-2	0-1	3-0	W1	0-0	0-1
Missouri	0-0	.000	0-0	0-0	8-4	.667	6-0	1-2	1-2	W1	0-0	0-1
Tennessee	0-0	.000	0-0	0-0	5-5	.500	4-2	0-1	1-2	W1	0-0	1-3
Kentucky	0-0	.000	0-0	0-0	5-7	.417	5-2	0-2	0-3	W1	0-2	0-4

2023-24 SEC Preseason Media Poll

1. LSU
2. South Carolina
3. Tennessee
4. Ole Miss
5. Mississippi State
6. **Arkansas**
7. Georgia
8. Texas A&M
9. Alabama
10. Florida
11. Missouri
12. Auburn
13. Kentucky
14. Vanderbilt

2023-24 SEC Preseason Coaches' Poll

1. LSU
2. South Carolina
3. Tennessee
4. Ole Miss
5. Mississippi State
6. Texas A&M
7. **Arkansas**
8. Alabama
9. Georgia
10. Florida
11. Missouri
12. Auburn
13. Vanderbilt
14. Kentucky

to New Mexico State, 51-41, and FIU, 68-65

■ **Jaida McCloud** earned a spot on the Preseason All-MVC Second Team. Last season, she logged 12.2 points and 6.6 rebounds per game

■ This season, **Dais'ja Trotter** paced the Flames with 13.6 points per game

■ Off the glass, **McCloud** leads the way with 6.8 rebounds per game and six total blocks

■ **Sanda Frau-Garcia** has logged 46 assists and **Keimari Rimmer** has tallied 20 steals, which both lead the team

ABOUT THE HEAD COACH

■ **Ashleen Bracey** is in her second season at the helm of the Flames after coming off her first year guiding UIC to a 19-win season and a postseason appearance in the WBL. She also tied for the second-most wins by a head coach in school history

■ **Bracey** played a large role at Missouri as an assistant, helping secure the 12th-ranked recruiting class in 2019, while helping to coach seven All-SEC players and three All-SEC Freshman Team recipients

■ A standout at Illinois State from 2006-10 as a three-year starter, while being a key component of the Redbirds' three MVC Championships

SERIES HISTORY OF UIC VS. ARKANSAS

■ Thursday's game will mark the first of the series

LAST TIME OUT

■ Arkansas defeated Samford, 68-54 at Simmons Bank Arena in North Little Rock, and the team was led by **Samara Spencer**, who tied a season-high 20 points off 7-of-12 shooting from the field and 6-of-8 from the free throw line. She also added five rebounds and four assists and was +17

■ **Makayla Daniels** registered 14 points behind three 3-pointers. She added three boards, two assists and three steals

■ **Maryam Dauda** is coming off a great game where she had 11 points off a perfect 6-of-6 showing from the line with nine rebounds and three blocks with playing a career-high 37 minutes

■ **Saylor Poffenbarger** logged her 17th career double-digit rebounding game with 13 boards and **Taliah Scott** logged nine points, two assists and one block

■ Arkansas outscored Samford in the paint, 28-12, while its bench contributed 12 points and limited the Bulldogs' bench to zero. **Carly Keats** had seven of those bench points, shooting 3-of-6 from the field

ARKANSAS WINS IN THE TOURNAMENT MEANS...

■ Getting back on a winning streak (last win streak was from Nov. 7- 24)

■ Beating Illinois for the first time after starting the series 0-2

■ Defeating UIC for the first time in the all-time series vs. the Flames

■ A chance for 10 and 11 wins in the non-conference season

■ Potentially leaving the Sunshine State with a 4-1 record, as the Hogs are playing their fourth and fifth games in Florida at the WPB Classic

RETURN OF THE MAK

■ Granted a fifth year of eligibility due to COVID-19, **Makayla Daniels** is making the most of it and finishing what she started at Arkansas

■ Scrappy player, creates for herself and teammates and an incredibly underrated defender who can hold a team's leading guard to well below their scoring average

■ Enjoyed another well-rounded appearance with 14 points, two assists and three steals against Samford

■ Named to Fort Myers Tip-Off All-Tournament Team, having logged a game-high 22 points off five 3-pointers with eight rebounds vs. Wisconsin, as well as logged six assists vs. Marquette

■ Broke the school record for career starts at the Fort Myers Tip-Off, now with 134 and just broke the games played record vs. LA Tech (now at 134).

Daniels has started in every game since her freshman year, being just one of 15 in the country to start in all games available for with 100+ starts

■ Surpassed 1,500 career points in the game at Arkansas State and now is the No. 1 scoring point guard in school history. **Daniels** has moved up to No. 7 on the all-time scoring list

■ Arkansas records: holds games started (134) and games played (134) records, fourth in minutes (3854), sixth in 3-pointers made (200), free throws made (388) and steals (216), seventh in 3-pointers attempted (574), eighth in free throws attempted (505), ninth in 3-point percentage (.348) and 10th in assists (351)

■ SEC statistical rankings: fourth in minutes/game (32.22), 10th in steals/game (2.0), 12th in assist/turnover ratio (1.61) and 13th in 3-pointers/game (1.75)

■ Leads the team in steals (25) and field goal percentage (.467)

■ Owns most assists, second most steals, third most points and 12th most rebounds (480) among active players in the SEC

- Named All-SEC Preseason Second Team twice in a row, including at the beginning of this 2023-24 season
- Paced the team with 56 steals and was third in scoring with 13.2 points/game last season
- Logged 27 double-digit scoring games with 12 4+ assists contests in 2022-23
- Was No. 1 on Sportscenter for her buzzer beater against Vanderbilt

KEEPING IT 100

→ **Makayla Daniels** is one of 15 players in collegiate women's basketball to start in all games they have appeared in with a minimum 100 contests

→ No. 2 for most starts among active players

- 134 - Jordan King (Marquette)
- **134 - Makayla Daniels (Arkansas)**
- 132 - Courtney Whitson (Middle Tennessee)
- 131 - Elizabeth Kitley (Virginia Tech)
- 127 - Darian White (Nebraska)
- 119 - Ivy Turner (EKU)
- 119 - Anna DeWolfe (Notre Dame)
- 118 - Amber Brown (St. Johns)
- 117 - Kenna Squier (NJIT)
- 111 - Caitlin Clark (Iowa)
- 110 - Delaney Richason (Vermont)
- 110 - Emma Utterback (Vermont)
- 109 - Leilani McIntosh (Cal)
- 102 - Ioanna Kimili (Cal)
- 100 - Sammi Mikonowicz (Toledo)

SUNSHINE STATE STUD

■ South Florida product **Samara Spencer** made an impact for the Hogs the moment she stepped foot on campus

■ One of the fastest on the court by easily beating her defenders to the rack, gets to the free throw line frequently and catches fire from beyond the arc

■ Coming off a great game vs. Samford in NLR, where she led the team with 20 points off 7-of-12 from the field and 6-of-8 from the free throw line with five rebounds and four assists

■ Also logged 20 points, eight rebounds and six assists along with two steals vs. LA Tech

■ Surpassed 1,000 career points to become the 33rd member of the 1K club at Arkansas at No. 15 Florida State with 15 points

■ SEC statistical rankings: sixth in free throws made (37), seventh in minutes/game (31.13), eighth in free throw percentage (.740), ninth in free throw attempts (50), 13th in assists/game (3.42) and 14th in assist/turnover ratio (1.52)

■ Leads team in assists (41)

■ Moved to No. 15 on the career all-time assists charts at Arkansas with 291

■ Among active SEC players, fourth in career assists and eighth in career scoring (1,050), being one of 10 in the league to score 1K points in their SEC playing careers

■ Finished her sophomore campaign with 27 double-digit scoring games, eight 20-point performances, two double-doubles in points and assists and had 13 games with 5+ assists

■ Logged a career-high 32 points vs. Oral Roberts, shooting 10-of-17 from the field with a career-high six 3-pointers last season

■ Named the 2022 SEC Freshman of the Year

SHE'S POFFEN OFF!

■ **Saylor Poffenbarger** is a big guard who can be placed at all five positions on offense and defense if needed. One of the best defenders in the league and is a great rebounder

■ Coming off third straight double-digit rebounding game with 13 boards vs. Samford

■ Before the Samford game, logged back-to-

WHAT'S HE SAYIN'?

Trying to figure out what Coach Neighbors is saying on the bench? Don't worry – he has a language all his own.

Coach Neighbors plays Positionless Basketball. Instead of having guards, forwards and centers, he has Rabbits, Rackers, Locks and Dragons.



Rabbits run the floor and look to score quickly with a layup.



Rackers bring the ball up the floor, and are trying to get to the rack.



Locks, generally good three-point shooters, are trying to win the race to the corners.



The Dragon is the last player down the court, dragging behind the others.

back double-doubles with 13 points and 10 boards with a career-high five blocks vs. UAPB. Had that showing following 12 points and 11 boards with a career-high five steals vs. LA Tech

■ Broke the single-game rebounding record with 23 rebounds at No. 15 Florida State. She added 13 rebounds for her second double-double of the season along with two assists, two steals and three blocks in 38 minutes

■ The rebounding record was previously held by **Shelly Wallace** for 35 years. **Wallace** previously broke the record with 22 vs. SMU on Feb. 13, 1988

■ Her 23 rebounds is the most pulled down by any NCAA DI men's or women's basketball player this season

■ Previously had a career-high 21 boards vs. ULM in the season opener. She is now the only player in Arkansas WBB history to have pulled down 20+ rebounds in more than one game in a season

■ SEC statistical rankings: first in rebounding (11.83) and defensive rebounds/game (9.67), fifth in 3-point attempts (63), sixth in double-doubles (4), seventh in blocks/game (1.58), 11th in field goal attempts (125) and minutes/game (30.43), 13th in 3-pointers/game (1.75) and 15th in steals/game (1.75)

■ NCAA statistical rankings: second in total rebounds (142) and defensive rebounds/game, fifth in rebounds/game and 35th in total blocks (21)

■ Leads team in rebounds/game and defensive rebounds/game

■ Among active SEC players, sits No. 19 in career rebounds (397) in less than 1.5 seasons

■ **Poffenbarger** broke the single-season defensive rebound record as a freshman with 225 and finished second in single-season rebounds with 255

■ Named to the All-SEC Freshman Team and having racked up five SEC Freshman of the Week honors, tying a school record in 2022-23

■ Spent the second half of the 2020-21 season at UConn as an early enrollee, coming in

OUR RECORD WHEN...

Overall	9-3
Home / Away / Neutral	5-2/2-0/3-1
SEC	0-0
Home / Away	0-0/0-0
White Uniforms	6-2
Cardinal Uniforms	2-1
Anthraccite Uniforms	0-0
Turquoise Uniforms	1-0

LEADS/QUARTERS/HALFTIME/OT

Leading after the 1st quarter	6-1
Leading after the 2nd quarter/Half	7-1
Leading after the 3rd quarter	8-1
Leading at the half, home	4-1
Leading at the half, road/neutral	3-0
Tied at the half, home	0-0
Tied at the half, road/neutral	0-0
Games decided by 5 points or fewer	3-1
Games decided by 10 points or fewer	3-1
Leading with 5:00 left	9-0
Leading with 2:00 left	9-0
Overtime games	0-0

OFFENSE

Scoring less than 70 points	2-2
Scoring 70-79 points	2-1
Scoring 80-89 points	4-0
Scoring 90-99 points	0-0
Scoring 100+ points	1-0
2 Players Or Less in Double Figures	0-1
3 Players in Double Figures	4-1
4 Players in Double Figures	3-1
5 Players in Double Figures	2-0
5+ Players in Double Figures	0-0
When shooting 50 percent or higher	1-0
When shooting less than 50 percent	8-3

REBOUNDING/TURNOVERS

When outrebounding opponent	6-0
When outrebounded	3-3
When rebounds are even	0-0
When grabbing 10+ offensive reb	7-0
When forcing 15+ turnovers	7-2
When committing less than 15 turnovers	5-1
When committing 15+ turnovers	4-2

Top Scorers (Includes Ties)

Scott	
ULM, MSU, LR, @A-State, UCA, MU, @FSU, UCLA, LA Tech, UAPB	
Daniels	UW
Spencer	SAM
Poffenbarger	UCA

Top Rebounders (Includes Ties)

Poffenbarger	
ULM, MSU, LR, @A-State, MU, @FSU, UCLA, LA Tech, UAPB, SAM	
Dauda	UCA, UW

Months

November	7-1
December	2-2
January	0-0
February	0-0
March	0-0

as the No. 30th player in the 2021 class

NEVER A DAUDA

■ **Maryam Dauda** has been huge for the Hogs, especially on the defensive end

■ Coming off a near double-double of 11 points and nine rebounds along with three blocks vs. Samford

■ Has tallied five double-digit scoring games, as well as seven games with 7+ rebounds and also eight with 2+ blocks

■ Brings length and a great inside game, while being able to knock down the 3-pointer with good accuracy (11-of-28 for .393 this season)

■ SEC statistical rankings: fifth in blocks/game (1.75)

■ NCAA statistical rankings: 24th in total blocks (21) and 46th in blocks/game

■ Leads team in total blocks and second in rebounds/game (6.5)

■ A part of the SEC Basketball Leadership Council

■ Last season, appeared in 35 games off the bench, finishing second in offensive rebounds (45) and fourth in blocks (22) on the team

■ A top player out of high school as the No. 13 player in the country and a McDonald's All-American

SHE'S SOOOOOO GOOD!!!!!!!

■ **Taliah Scott** brings a lot of hype after an incredible high school/prep career, and that excitement for her was worth it

■ Shifty guard with great shooting ability, can get to the free throw line and takes charges

■ Finished with nine points and two assists vs. Samford

■ Logged 31 points, her fifth straight 20+ game and second 30-piece, with 23 in the first half vs. UAPB. Registered a career-high six 3-pointers and matched a career-high six boards

■ Named back-to-back-to-back-to-back SEC Freshman of the Week, becoming the first player to win a weekly award in four straight weeks. She also holds the most weekly honors this season with four

■ **Scott's** 29 points against ULM marked a best for an Arkansas freshman in their debut. She was 9-of-20 from the field and 9-of-13 from the free throw line, as well as logged six rebounds in the start

■ SEC statistical rankings: leads in scoring (23.17), field goal makes (92), field goal attempts (213), free throw makes (66), free throw attempts (82) and 3-point attempts (94), as well as second in minutes/game (35.44), fourth in 3-pointers/game (2.33), sixth in free throw percentage (.805), eighth in 3-point FG percentage (.298) and 14th in field goal percentage (.432)

■ NCAA statistical rankings: leads nation in free throw attempts, second in total points (278) to trail just **Caitlin Clark**, as well second in free throw makes, third in field goal attempts, fifth in 3-point attempts, seventh in field goal makes, eighth in scoring average, 32nd in total 3-pointers (28) and 36th in minutes/game

■ Only player in the SEC to average 20.0+ points/game

■ Leads team in points, field goal makes and attempts, 3-pointers made and 3-point

attempts, free throw makes and attempts, free throw percentage and minutes

■ Five-star prospect and No. 11 ranked player, according to HoopGurlz Recruiting Rankings, along with being named a McDonald's All-American and Gatorade Florida Girls Basketball Player of the Year

■ During her senior season, led the country most of the year in scoring with 36.2 points per game, along with 9.2 rebounds, 4.8 assists and 3.0 steals per game

IN GOOD COMPANY

■ **Taliah Scott** has 278 points in her first 12 games, which is 54 more than **Kelsey Plum's** 224 to start out her freshman year for **Mike Neighbors** at Washington and 76 more than **Chelsea Dungee's** first 11 games at Arkansas (202)

■ **Scott** has also found her way to the foul line quite a bit, going 61-for-73, while **Plum**, who holds the NCAA record for most career free throws made, started out 49-for-57 in their first 12 collegiate games

REPPIN' HER HOME STATE

■ **Jenna Lawrence** was a four-star prospect and No. 61 overall player in the 2023 HoopGurlz Recruiting Rankings

■ Coming off playing nearly nine valuable minutes vs. Samford, tallying three points and five rebounds

■ Logged her first career double-digit scoring game with 10 points off 3-of-4 shooting from the field vs. LA Tech

■ Led Farmington High School right down the road to a 4A girls state championship, being named the MVP after averaging 18.7 points and 7.1 rebounds per game as a senior

SKEATS-SKEAT!!

■ Juco product **Carly Keats** is a part of that talented group of guards and is one of the first off the bench

■ Very valuable off the bench vs. Samford, knocking down shots to stop Bulldog runs, finishing with seven points in 13 minutes

■ Caught fire from beyond the arc against Little Rock, tallying 14 points off four 3-pointers and four rebounds

■ Named an All-Region 23 Team at Jones College, making 55 3-pointers for a 34.8 percentage and averaging 9.7

BY THE NUMBERS

1,604

Makayla Daniels is No. 7 on the all-time scoring list and surpassed C'eira Ricketts, Wendi Willits and Shelly

Wallace with 1,604 points. Daniels is now the No. 1 highest scoring point guard and holds school records in career starts and games played, now with 134

1,000

Samara Spencer surpassed 1,000 points in her home state, logging 15 points at Florida State to become the

33rd member of the 1K club at Arkansas, sixth in the Mike Neighbors' era. She has 1,050 points and is No. 31 on the all-time scoring list

278

Taliah Scott has tallied 278 points in just 12 games in her debut season. She leads the SEC in scoring and stands at No. 2 in total

points and eighth in PPG in the NCAA

23

After coming up one shy from tying the school record against ULM, Saylor Poffenbarger broke the individual game rebounding record vs. Florida State with 23 rebounds (4 offensive, 19 defensive). The previous record stood since 1988. Those 23 boards is the most pulled down by any NCAA men's or women's player this season

2

Only two schools have finished in the top 50 in the RPI/NET for the past four seasons: Arkansas and South Carolina

GAME-BY-GAME STARTERS

OPPONENT

ULM
Murray State
Little Rock
at Arkansas State
Central Arkansas
Wisconsin
Marquette
at #15 Florida State
#2 UCLA
LA Tech
UAPB
Samford

1

Daniels
Daniels
Daniels
Daniels
Daniels
Daniels
Daniels
Daniels
Daniels
Daniels
Daniels
Daniels
Daniels

2

Spencer
Spencer
Spencer
Spencer
Spencer
Spencer
Spencer
Spencer
Spencer
Spencer
Spencer
Spencer
Spencer

3

Scott
Scott
Scott
Scott
Scott
Scott
Scott
Scott
Scott
Scott
Scott
Scott
Scott

4

Poffenbarger
Poffenbarger
Poffenbarger
Poffenbarger
Poffenbarger
Poffenbarger
Poffenbarger
Poffenbarger
Poffenbarger
Poffenbarger
Poffenbarger
Poffenbarger
Poffenbarger

5

Dauda
Dauda
Dauda
Dauda
Dauda
Dauda
Dauda
Dauda
Dauda
Dauda
Dauda
Dauda
Dauda

points, 3.7 rebounds and 3.5 assists per game

■ Big in Jones winning its seventh straight region crown to punch a ticket to the NJCAA DI Tournament and an Elite 8 appearance

SPANISH SPECIAL

■ Arkansas WBB's seventh ever international player in **Cristina Sanchez Cerqueira** is a member of the Spanish National Team

■ Logged three valuable minutes off the bench vs. Samford, scoring a layup and finishing with a defensive board

■ Came up with first collegiate field goal vs. Marquette

■ Represents her country in 3x3 tournaments, including just recently at the FIBA 3x3 World Cup in Debrecen, Hungary

■ With Segle XXI, played in 26 games, averaging 6.4 points, 5.4 rebounds and 1.3 steals per game last season

LET'S GO 55

■ **Emrie Ellis** is always ready to take the court when her name is called, benefitting from playing a lot as a freshman

■ Ruled out last two games

■ Logged a season-high three blocks at No. 15 Florida State

■ Her presence was huge at Arkansas State, where she knocked down back-to-back 3-pointers to finish with six points and one assist, while tallying a +20 efficiency in less than 13 minutes played

■ Out for first week of the season, finishing her recovery from a partially torn UCL

■ Last year as a sophomore, she played in 28 games, tacking on more valuable minutes in the latter part of the season

■ As a freshman, **Ellis** rejected five shots against UAPB, which was the most blocks in a single game by a Hog freshman since 2014

■ No. 48 overall recruit in ASGR's 2021 recruiting rankings and named Ada News All-Area Co-Player of the Year in 2021

WHO IS READY FOR SOME BEA-BALL?

■ All-American soccer player **Bea Franklin** has joined the Hogs (as of late November) after an incredible five-year collegiate career on the pitch

■ Had her first collegiate appearance on a basketball court, logging over five minutes and grabbing an offensive board vs. LA Tech

■ She is the first #8 in school history

■ Trading in the cleats for sneakers, **Franklin** was a three-sport athlete at Seattle Prep, playing soccer, basketball and tennis

■ She led Seattle Prep to a 20-9 record in 2016-17, averaging 9.9 points, 4.6 rebounds, 4.1 assists and 1.5 steals per game that year. This was all happening while **Mike Neighbors** was the head coach at Washington

■ She is coming off being named the 2023 SEC Midfielder of the Year and Scholar-Athlete of the Year, while a two-time All-SEC recipient

■ **Franklin** led the Hogs in goals (9), assists (9) and points in 2023

DEEP ROSTER

■ **Karley Johnson** played a career-high 13 minutes, while registering two rebounds,

one assist and one steal vs. LA Tech

■ Made her first appearance of the season against Little Rock, playing all 10 minutes in the fourth quarter. Had three shot attempts, two offensive rebounds and one steal

■ A 5-11 product out of Fayetteville High School, **Loren Lindsey** joined the team as a walk-on, appearing in nine games as a freshman

■ **Lindsey** made her first appearance of the season vs. Little Rock, coming off injury, logging one assist in 3.5 minutes

■ **Maryn Archer** enrolled early in January with the Hogs, coming into Fayetteville as a three-star prospect

■ Prep Girls listed her as the No. 29th overall recruit in the country

YEAH, THAT'S A DEEP BACKCOURT

■ Arkansas has one, if not the most, stacked backcourts in the country led by guards **Makayla Daniels** and **Samara Spencer**, who are joined by newcomers **Taliah Scott** and **Carly Keats**

■ Among **Daniels**, **Scott** and **Spencer**, the three average 46.7 points per game (62.2 percent of the team's 75.1 points per game)

■ **Daniels**, **Spencer** and **Scott** accounted for 61 of the team's 100 points (61 percent) most recently vs. LA Tech

■ In Arkansas' season opener vs. ULM, the three combined for 62 of the team's 81 points (76 percent)

■ Last season, **Daniels** and **Spencer** combined for 27.6 points, 7.8 rebounds, 7.1 assists and 2.7 steals per game

■ The dynamic duo of **Daniels** and **Spencer** have combined for a career 214 games played, 2,663 points and 642 assists with the six total years of collegiate ball added up between the two

BE DISCIPLINED

■ Arkansas averages 13.0 fouls per game, which is second lowest average in the SEC and 13th in the country

RAINING TREYS

■ The Hogs lead the SEC in 3-pointers per game with 9.7 per game, which is 11th in the country

■ Arkansas leads the SEC in 3-point attempts/game (30.2), which is third in the NCAA

DON'T TURN IT OVER!

■ After the team's first two games of having troubles handling the ball, the ball handling drills the team has been during before each practice has come in handy

■ Arkansas is now fourth in least turnovers made/game with 13.4 per game, which is 42nd in the country

FINDING A HOME AT THE CHARITY STRIPE

■ Arkansas' method for success this year (in order): 1. Get to the free throw line, 2. Make more layups and 3. Shoot the 3-pointer

■ The team is third in free throws made/game (15.26) and free throw attempts/game (21.75) and fifth in free throw percentage (70.1) in the SEC

■ Nationally, the team is 33rd in free throw attempts/game and 37th in free throw

makes/game

■ The Hogs' 44 free throw attempts vs. ULM was the third most in a single game in school history

■ The 44 attempts is also tied for the sixth most in the country by a team this season

■ Last season, Arkansas was one of the best in the country at getting to the free throw line, finishing sixth in the country in free throw attempts/game (23.5) and No. 15 in free throw makes/game (15.8)

■ The Hogs finished second to LSU in free throw attempts and third in makes in the SEC last season

SHOT BLOCKERS!

■ Arkansas has some talented shot blockers on the team this season

■ The Hogs are No. 4 in blocks/game (5.8) in the SEC, which is 11th in the country

REBOUND IT!

■ Arkansas is fourth in defensive rebounds/game (30.2) in the SEC

■ Nationally, the Hogs are 26th in defensive rebounds per game

■ Arkansas' 57 rebounds vs. ULM is the second most in a game by an SEC team this year

CONSISTENCY IN THE NEIGHBORS' ERA

■ Head coach **Mike Neighbors** has led the program to consistency, now entering his seventh season at the helm

■ Guided his teams to five straight postseason berths (including 2020 season, where team would have been lock for NCAA Tournament)

■ With another postseason appearance after this season, **Neighbors** will have matched the program record of six consecutive postseason qualifications, tying with his mentor **Gary Blair**

■ Only one of two teams in the SEC to have finished in the top 50 in the NET/RPI over the past four seasons (other team being South Carolina)

NEW HOGS!

■ **Phoenix Stotijn** signed her National Letter of Intent on Wednesday, Nov. 8

■ The 5-9 combo guard out of the Netherlands currently plays for Triple Threat, logging 13.6 points, 3.6 rebounds and 1.5 steals per game in the team's first eight games

■ **Stotijn** is a member of the Netherlands National Team

■ **Jada Bates** announced signing with Arkansas on Tuesday, Nov. 21

■ **Bates** is 6-3 and chose Arkansas over 16 other D1 schools

■ She is one of the top small forwards in the state of Georgia, playing for McEachern High School

EUROPE TRIP

■ The Hogs went to Croatia and Greece this past summer, playing games and sightseeing Split and Dubrovnik in Croatia and Athens in Greece



HOMEGROWN HOGS

MARYAM DAUDA
R-SO. | F | BENTONVILLE, ARKANSAS

SASHA GOFORTH
R-JR. | G | FAYETTEVILLE, ARKANSAS

JENNA LAWRENCE
FR. | F | FARMINGTON, ARKANSAS

LOREN LINDSEY
SO. | G | FAYETTEVILLE, ARKANSAS

- Four players on the roster are Arkansas natives and that starts from the top down with Mike Neighbors, who was born and raised in Greenwood, Arkansas and a UofA alum
- Maryam Dauda was a star at Bentonville HS, having left the school as the program record holder in scoring (1,401), rebounding (867) and blocks (339). She was No. 11 player in the country in the 2021 class and a McDonald's All-American
- Sasha Goforth is a Fayetteville HS product, rated as the No. 21 overall player in the 2020 class and named a McDonald's All-American
- Jenna Lawrence made her name known in NWA at Farmington HS, leading FHS to the 2023 4A state title and being named the MVP. She was the No. 61 ranked player in the 2023 recruiting class
- Loren Lindsey is another Fayetteville HS product, who was named to the All-Conference 6A West All-Defensive Team. She joined Arkansas as a walk-on



OKLAHOMIES

EMRIE ELLIS
JR. | F | VANOSS, OKLAHOMA

KARLEY JOHNSON
SO. | G | OKLAHOMA CITY, OKLAHOMA

- Emrie Ellis is from a small town in Southeast Oklahoma and led Vanoss HS to the Class A State Final. She led the state in rebounds and blocks in 2018
- Karley Johnson is an Oklahoma City product and made her name known at Mustang HS, where she led the Broncos to a No. 12 state ranking as a junior and was second in state in taking charges



SPAIN SPECIAL

CRISTINA SANCHEZ CERQUEIRA
FR. | G | GRANADA, SPAIN

- Cristina Sanchez Cerqueira is Arkansas' seventh ever international player and represents her country by playing on the Spain National Team



MARYLAND MAGIC

MAKAYLA DANIELS
GR. | G | FREDERICK, MARYLAND

SAYLOR POFFENBARGER
R-SO. | G | MIDDLETOWN, MARYLAND

- Makayla Daniels was the first ever Maryland signee at Arkansas
- Daniels was named Maryland Miss Basketball and left Frederick HS as the all-time leading scorer (boys and girls)
- Saylor Poffenbarger was also a Maryland Miss Basketball winner and a two-time conference player of the year at Middletown HS. She was also the No. 30th ranked player in the 2021 class



NOT IN KANSAS ANYMORE

MARYN ARCHER
FR. | G | DERBY, KANSAS

- Took Derby HS to the 6A Semifinals as a sophomore and paced the team in steals and assists during her junior year



SUNSHINE STATE STARS

TALIAH SCOTT
FR. | G | ORANGE PARK, FLORIDA

SAMARA SPENCER
JR. | G | FORT LAUDERDALE, FLORIDA

- Taliah Scott is coming into Arkansas as a five-star, No. 11 ranked player in the country out of Orange Park, Florida. At St. Johns Country Day, she averaged 36.2 points per game as a senior and was named the Gatorade Florida Girls Basketball Player of the Year
- Samara Spencer led St. Thomas Aquinas to the state title during her senior season and was named the 2021 Broward County's 7A-6A Player of the Year



THE SIP

CARLY KEATS
SO. | G | CHOCTAW, MISSISSIPPI

- Led Neshoba Central to an unblemished 33-0 record and a 5A State Championship in Mississippi as a senior and was an All-Region 3-5A selection

RECORD WATCH

CAREER POINTS

1.	Bettye Fiscus (81-85)	2,073
2.	Shameka Christon (00-04)	1,951
3.	Chelsea Dungee (18-21)	1,903
4.	Jessica Jackson (14-17)	1,865
5.	Delmonica DeHorney (87-91)	1,785
6.	Kimberly Wilson (93-97)	1,733
8.	Makayla Daniels (19-pres.)	1,604
7.	Shelly Wallace (85-89)	1,583
8.	Wendi Willits (97-01)	1,574
10.	C'eira Ricketts (09-12)	1,557
...		
30.	Sarah Pfeifer (02-08)	1,056
31.	Samara Spencer (21-pres.)	1,050
32.	Kim Bunge (79-83)	1,047
33.	Lonniya Bragg (97-01)	1,036

CAREER ASSISTS

1.	Amy Wright (98-02)	717
2.	Calli Berna (12-15)	667
3.	Amber Nicholas (88-92)	538
4.	C'eira Ricketts (09-12)	516
5.	Christy Smith (94-98)	507
6.	Tracy Webb (83-87)	444
7.	Brittney Vaughn (04-08)	424
8.	Rochelle Vaughn (02-06)	421
9.	Malica Monk (16-19)	369
10.	Makayla Daniels (19-pres.)	353
11.	Donna Wilson (87-89)	332
	Kimberly Wilson (93-97)	332
13.	Cheryl Orcholski (80-84)	323
14.	Juliet Jackson (96-90)	313
15.	Samara Spencer (21-pres.)	291
16.	Jailyn Mason (16-21)	284
17.	India Lewis (99-03)	276

CAREER FREE THROWS MADE

1.	Chelsea Dungee (18-21)	552
2.	Bettye Fiscus (81-85)	485
3.	Christy Smith (94-98)	461
4.	Delmonica DeHorney	451
5.	Jessica Jackson (14-17)	389
6.	Makayla Daniels (19-pres.)	388
7.	Tracy Webb (83-87)	384
8.	Shelly Wallace (85-89)	341

CAREER FREE THROWS ATTEMPTED

1.	Chelsea Dungee (18-21)	688
2.	Delmonica DeHorney (87-91)	648
3.	Bettye Fiscus (81-85)	622
4.	Christy Smith (94-98)	551
5.	Tracy Webb (83-87)	526
6.	Shelly Wallace (85-89)	518
7.	Jessica Jackson (14-17)	513
8.	Makayla Daniels (19-pres.)	505
9.	Shameka Christon (00-04)	488

CAREER 3-POINTERS MADE

1.	Wendi Willits (97-01)	316
2.	Lyndsay Harris (09-12)	283
3.	Kimberly Wilson (93-97)	267
	India Lewis (99-03)	267
5.	Amber Ramirez (19-22)	261
6.	Makayla Daniels (19-pres.)	200
7.	Jessica Jackson (14-17)	198
8.	Chelsea Dungee (18-21)	177
9.	Alexis Tolefree (18-20)	168
10.	Christy Smith (94-98)	156

CAREER 3-POINTERS ATTEMPTED

1.	Lyndsay Harris (09-12)	858
2.	India Lewis (99-03)	787
3.	Wendi Willits (97-01)	771
4.	Kimberly Wilson (93-97)	673
5.	Amber Ramirez (19-22)	608
6.	Jessica Jackson (14-17)	576
7.	Makayla Daniels (19-pres.)	574
8.	Chelsea Dungee (18-21)	500
9.	Alexis Tolefree (18-20)	493
10.	Christy Smith (94-98)	465

CAREER STEALS

1.	C'eira Ricketts (09-12)	321
2.	Tracy Webb (83-87)	293
3.	Christy Smith (94-98)	239
4.	Calli Berna (12-15)	223
5.	Amber Nicholas (88-92)	220
6.	Makayla Daniels (19-pres.)	216
7.	India Lewis (99-03)	210
8.	Rochelle Vaughn (03-06)	209
9.	Shameka Christon (00-04)	206
10.	Bettye Fiscus (81-85)	205
	Connie Fitzgerald (79-83)	205

CAREER GAMES STARTED

1.	Makayla Daniels (19-pres.)	134
2.	C'eira Ricketts (09-12)	128
3.	Amy Wright (99-02)	125
4.	Makayla Daniels (19-pres.)	122
	Malica Monk (16-19)	122

CAREER GAMES PLAYED

1.	Makayla Daniels (19-pres.)	134
2.	Sarah Watkins (09-13)	131
	Amy Wright (98-02)	131
	Wendi Willits (98-01)	131
5.	C'eira Ricketts (08-12)	130
	Dana Cherry (00-03)	130

2023-24 ROSTER @RAZORBACKWBB

NUMERICAL

NO.	NAME	POS	HT	CL	HOMETOWN/PREVIOUS SCHOOL	TWITTER
0	Taliah Scott	G	5-9	Fr.	Orange Park, Fla./St. Johns Country Day School	@thetaliahscott
2	Samara Spencer	G	5-7	Jr.	Fort Lauderdale, Fla./St. Thomas Aquinas	@samaraaspencer
4	Saylor Poffenbarger	G	6-2	R-So.	Middletown, Md./UConn	@saylorpoff
8	Bea Franklin	G	5-10	Gr.	Seattle, Wash./Seattle Prep	@beafranklin2000
10	Cristina Sanchez Cerqueira	F	6-1	Fr.	Granada, Spain/Segle XXI	@cristiinita7
13	Sasha Goforth	G	6-1	R-Jr.	Fayetteville, Ark./Oregon State	@goforthsasha
20	Karley Johnson	G	5-9	So.	Oklahoma City, Okla./Mustang	@karleyjohnsonOK
21	Loren Lindsey	G	5-11	So.	Fayetteville, Ark./Fayetteville	@lorenbailey7766
23	Carly Keats	G	5-8	So.	Choctaw, Miss./Jones College	@keatscarly
30	Maryam Dauda	F	6-4	R-So.	Bentonville, Ark./Bentonville	@maryamdauda30
34	Jenna Lawrence	F	6-3	Fr.	Farmington, Ark./Farmington	@jennalawrence34
43	Makayla Daniels	G	5-8	Gr.	Frederick, Md./Frederick	@makayladaniels5
44	Maryn Archer	G	5-7	Fr.	Derby, Kan./Derby	@marynarcher
55	Emrie Ellis	F	6-3	Jr.	Vanoss, Okla./Vanoss	@ellisemrie

COACHING STAFF

Title	Name	Year	Alma Mater
Head Coach	Mike Neighbors	7th Season	Arkansas, 1993
Associate Head Coach	Todd Schaefer	7th Season	Thomas More College, 1995
Assistant Coach	Pauline Love	7th Season	Southern Miss, 2010
Assistant Coach	Lacey Goldwire	5th Season	Oklahoma State, 2010
Director of Operations	Amber Shirey	36th Season	Arkansas, 1992
Dir. of Student-Athlete Devel.	Jayci Stone	2nd Season	Kansas State, 2008
Dir. of Video/Special Ast. to HC	Evan Johnston	1st Season	Arkansas, 2022

ELIGIBILITY

Seniors (2)

Makayla Daniels (5th)
Bea Franklin

Juniors (3)

Emrie Ellis
Sasha Goforth (RS)
Samara Spencer

Sophomores (5)

Maryam Dauda (RS)
Karley Johnson
Carly Keats
Loren Lindsey
Saylor Poffenbarger (RS)

Freshman (4)

Maryn Archer
Jenna Lawrence
Cristina Sanchez Cerqueira
Taliah Scott

ALPHABETICAL

NO.	NAME	POS	HT	CL	HOMETOWN/PREVIOUS SCHOOL
44	Maryn Archer	G	5-7	Fr.	Derby, Kan./Derby
43	Makayla Daniels	G	5-8	Gr.	Frederick, Md./Frederick
30	Maryam Dauda	F	6-4	R-So.	Bentonville, Ark./Bentonville
55	Emrie Ellis	F	6-3	Jr.	Vanoss, Okla./Vanoss
8	Bea Franklin	G	5-10	Gr.	Seattle, Wash./Seattle Prep
13	Sasha Goforth	G	6-1	R-Jr.	Fayetteville, Ark./Oregon State
20	Karley Johnson	G	5-9	So.	Oklahoma City, Okla./Mustang
23	Carly Keats	G	5-8	So.	Choctaw, Miss./Jones College
34	Jenna Lawrence	F	6-3	Fr.	Farmington, Ark./Farmington
21	Loren Lindsey	G	5-11	So.	Fayetteville, Ark./Fayetteville
4	Saylor Poffenbarger	G	6-2	R-So.	Middletown, Md./UConn
10	Cristina Sanchez Cerqueira	F	6-1	Fr.	Granada, Spain/Segle XXI
0	Taliah Scott	G	5-9	Fr.	Orange Park, Fla./St. Johns Country Day School
2	Samara Spencer	G	5-7	Jr.	Fort Lauderdale, Fla./St. Thomas Aquinas

BY STATE

ARKANSAS (4)

Maryam Dauda
Sasha Goforth
Jenna Lawrence
Loren Lindsey

Bentonville
Fayetteville
Farmington
Fayetteville

FLORIDA (2)

Taliah Scott
Samara Spencer

Orange Park
Fort Lauderdale

KANSAS (1)

Maryn Archer

Derby

MARYLAND (2)

Makayla Daniels
Saylor Poffenbarger

Frederick
Middletown

OKLAHOMA (2)

Emrie Ellis
Karley Johnson

Vanoss
Mustang

WASHINGTON (1)

Bea Franklin

Seattle

SPAIN (1)

Cristina Sanchez Cerqueira

Granada

FA-NETIK
PRONUNCIATIONS

2 Suh-MARE-uh
4 like burger but bar
30 Mair-ee-um DOW-duh
44 Mair-en
55 em-REE



OFFENSE

Scored 110+-----	110, vs. Providence (11-16-98)
Scored 100+ points at home -----	100, vs. LA Tech (12-7-23)
Scored 100+ points on the road -----	108, at Ole Miss (2-16-20) 108, Baylor (3-6-91)
Scored 90-99 points -----	92, vs. Oral Roberts (12-4-22)
Scored 90+ points at home -----	92, vs. Oral Roberts (12-4-22)
Scored 90+ points on the road -----	93, at Little Rock (11-20-22)
Scored 80-89 points -----	81, vs. Central Arkansas (11-20-23)
Scored 80-89 points at home -----	81, vs. Central Arkansas (11-20-23)
Scored 80-89 points on the road -----	82, at Arkansas State (11-17-23)
Was held to 50-59 -----	58, vs. Marquette (11-25-23)
Was held to 49-40 -----	48 at Georgia (2-19-23)
Was held to 39-20 -----	34, at LSU, 2-7-19
Was held to 20 or less -----	N/A
Made 40+ field goals -----	40, vs. Central Arkansas (12-13-20)
Made 17+ three-point field goals -----	19, vs. Alabama (2-28-21)
Made 10+ three-point field goals -----	13, vs. UAPB (12-10-23)
Did not make 3-pointer (since 1986)-----	0-10, at LSU, (2-7-19)
Made 30 free throws -----	30 (30-39), vs. No. 4 Baylor (12-6-20)
Made 25 free throws -----	25 (25-35), vs. Vanderbilt (1-16-23)
Shot 50-59 or better -----	55.4, vs. LA Tech (12-7-23)
Shot 60 percent or better -----	.625 (30-48), vs. Little Rock (11-20-22)
Held to less than 30 percent -----	.269 (14-52), at Auburn (2-5-23)
Held to less than 20 percent -----	.182 (10-55), vs. No. 6 Tennessee (1-8-12; L, 38-69)
Had 20 or more assists in a game -----	20, vs. LA Tech (3-16-23)

DEFENSE

Allowed 100 points-----	104, at No. 4 South Carolina (1-18-21)
Allowed 80-99 points-----	81, vs. No. 2 UCLA (12-3-23)
Held opponent to 40-49 points -----	47, vs. LA Tech (3-16-23)
Held opponent to 39-30 -----	36, vs. Little Rock (11-14-23)
Held an SEC opponent under 50 points in 3 cons. games -----	47, vs. Auburn (1-29-15; W, 52-47), ----- Alabama (2-1-15; W, 53-42), No. 24/21 Georgia (2-9-15; W, 54-48)
Held opponent to 29 points or less -----	23, vs. Binghamton, 11-30-13
Held an opponent under 15 points in a half -----	14, vs. Little Rock (11-14-23)
Held an opponent to 2 points in a quarter -----	2, vs. UCA (12-13-20)
Held opponent under 15 field goals -----	14, vs. Little Rock (11-14-23)
Held opponent to less than 30 percent shooting -----	28.6 (20-70), at No. 15 Florida State (11-30-23)
Held opponent to less than 20 percent shooting -----	19.7 (13-66), vs. Northwestern State (12-15-19)
Held opponent under 15 percent from 3-point -----	15.0 (3-20), vs. LA Tech (12-7-23)
Opponent did not make a 3-pointer -----	0, vs. Tulsa (12-11-19)
Had 70+ rebounds -----	74, vs. Mississippi Valley State (11-24-89)
Had 60-69 rebounds -----	64, vs. Prairie View A&M (12-16-18)
Had 50-59 rebounds -----	57, vs. ULM (11-7-23)
Had 10 or more blocked shots in a game -----	11, vs. No. 1 South Carolina (3-4-22)
Had 20 or more steals in a game -----	20, vs. ORU (11-13-13)
Had 15 or more steals in a game -----	18, vs. UT Martin (12-29-19)
Forced 25+ turnovers in a game -----	28, vs. Northern Arizona (11-24-22)

OTHER

Won an overtime game -----	61-52, vs. Missouri (3-3-22)
Lost an overtime game -----	76-73, vs. Ole Miss (1-29-23)
Won a double overtime game -----	73-72, vs. Florida (1-29-12)
Lost a double overtime game -----	N/A
Won a triple overtime game -----	91-80, Win in 3OT, 2-10-13, at Alabama
Won at the buzzer -----	84-81, vs. Vanderbilt (Makayla Daniels, 1-16-23)
Played consecutive OT games -----	1-24-16 at Auburn (lost); 1-28-16 vs. Florida (lost)
Won regular season tournament -----	Paradise Jam (St. Thomas, U.S. Virgin Islands, Nov. 24-26, 2022)
Defeated ranked team -----	71-58, at No. 15 Florida State (11-30-23)
Defeated a ranked team on the road -----	71-58, at No. 15 Florida State (11-30-23)
All-time SEC win streak -----	8 games (1-15-12: Auburn through 2-15-12: at Auburn)
All-time SEC home win streak -----	5 games (1-15-12: Auburn -- 2-9-12: South Carolina)
-----	5 games (1-14-21: Florida -- 2-28-21: Alabama)

A RAZORBACK PLAYER ...

Scored 20-24 points -----	20, Sanara Spencer, vs. LA Tech (12-7-23)
Scored 25-29 points -----	29, Taliah Scott, vs. LA Tech (12-7-23)
Scored 30+ points -----	31, Taliah Scott, vs. UAPB (12-10-23)
Scored 40+ points -----	41, Chelsea Dungee vs. Auburn (2-10-19)
Scored 20+ points 10 times in a season -----	Chelsea Dungee (20x 2018-19)
-----	Chelsea Dungee (11x 2019-20)
-----	Chelsea Dungee (17x 2020-21)
Double figures in 15 consecutive games (season) -----	Jessica Jackson, 11/11/16, LSU 1-8-17
-----	Chelsea Dungee, 26 games, (2018-19 & 2019-20)
-----	Chelsea Dungee, 31 games, (2019-20 & 2020-21)
-----	Amber Ramirez, 16 games (2021-22)
Five players scored double figures in 1 game -----	vs. LA Tech (12-7-23)
-----	Scott (29), Spencer (20), Daniels (12), Poffenbarger (12), Lawrence (10)
Five starters in double figures -----	vs. Central Arkansas (11-20-23)
-----	Poffenbarger (17), Scott (17), Spencer (16), Dauda (14), Daniels (11)
Seven players scored in double figures in 1 game -----	vs. Northwestern State (11-9-18)
-----	(Tolefree 19, Gaulden 16, Monk 12, Dombia 11, Dungee 11, Thomas 11, Williams 10)
Made 10+ field goals in a game -----	12, Taliah Scott, vs. LA Tech (12-7-23)
Attempted 20+ field goals in a game -----	20, Taliah Scott, vs. UAPB (12-10-23)
Made 10 free throws in a game -----	10, Samara Spencer, vs. ULM (11-7-23)
Made 7 or more 3-pt FG in a game -----	8, Amber Ramirez, Alabama (2-28-21)
Attempted 10 or more 3-pt FG in a game -----	14, Taliah Scott, vs. UAPB (12-10-23)
Had 10-14 rebounds -----	10, Saylor Poffenbarger, vs. UAPB (12-10-23)
Had 15-19 rebounds -----	21, Taylah Thomas, vs. New Orleans, 11-8-19
Had 20+ rebounds -----	23, Saylor Poffenbarger, at No. 15 Florida State (11-30-23) (school record)
Had 10 offensive reb - Records go back to 05-06 -----	11, Melissa Wolff
-----	vs. New Orleans (1-30-15)
Had 10+ defensive reb - Records go back to 05-06 ---	10, Saylor Poffenbarger, at Arkansas State (11-17-23)
Had 10+ assists -----	11, Samara Spencer, vs. LA Tech (3-16-23)
Had 10+ assists in consecutive games -----	Jailyn Mason (11 vs. HBU, 12-28-16 and 10 at Ole
-----	Miss, 1-1-17) & Calli Berna (11 vs. No. 10/8 Kentucky, 2/7/13 and 11 at Alabama, 2/10/13)
Had 5+ blocks in a game -----	5, Saylor Poffenbarger vs. UAPB (12-10-23)
Had 9+ blocks in a game -----	9, Robyn Irwin vs. SMSU, 12-19-88 (school record)
Had 5 or more steals in a game -----	5, Saylor Poffenbarger, vs. LA Tech (12-7-23)
Had a double-double -----	13 points and 10 rebounds, Saylor Poffenbarger, vs. UAPB (12-10-23)
Had a double-double in two consecutive games -----	Saylor Poffenbarger, vs. LA Tech & UAPB (2023)
-----	12 & 11 vs. LA Tech/13 & 10 vs. UAPB
Had two players record a double-double -----	Kiara Williams (12 pts/16 reb) &
-----	Malica Monk (10 pts/10 reb), vs. Grambling State (12-28-17)
Had seven double-doubles in a season -----	Devin Cospers, 2017-18
-----	(SHSU, ORU, NMSU, Char., Tulsa, OM, AL)
Had 10+ double-doubles in a season -----	2006-07, Lauren Ervin (14)
Had a triple-double -----	14 pts, 13 reb, 12 asts, C'eira Ricketts vs. Auburn (1-18-09)

MORE ABOUT MIKE

Hometown: Greenwood, Ark. (Greenwood HS)
 Family: Daughter Abby; Sons Alec, Bowen and Barrett; granddaughter Emzey
 Alma Mater: Arkansas, 1993

NEIGHBORS BY THE NUMBERS

218	Wins (218-118, 10 seasons)
16	Signed McDonalds' All-Americans
11	Years as a head coach
9	Postseason appearances
5	Players drafted in the WNBA (HC)
1	Final Four appearance



LEARN MORE

Sign up for Mike Neighbors' news-letter and listen to his podcasts at CoachNeighbors.com

NABES FAVES

TOP 10 MOVIES

1. A Few Good Men
2. The Hunt For Red October
3. The Silence Of The Lambs
4. Hoosiers
5. Moneyball
6. Pretty Woman
7. Top Gun
8. JFK
9. The Lion King
10. Purple Rain

See the entire list here: <http://imdb.to/2royaEO>

TOP 10 SONGS

1. Sweet Child O' Mine (Guns N' Roses)
2. You Shook Me All Night Long (AC/DC)
3. Man In The Mirror (Michael Jackson)
4. Amarillo By Morning (George Strait)
5. Jessie's Girl (Rick Springfield)
6. Hysteria (Def Leppard)
7. Fishin' In The Dark (Nitty Gritty Dirt Band)
8. The Ballad of Curtis Loew (Lynyrd Skynyrd)
9. Wanted Dead Or Alive (Bon Jovi)
10. Let's Go Crazy (Prince)

TOP 10 TV SHOWS

1. West Wing (first three seasons)
2. Ted Lasso
3. The Wire
4. Breaking Bad
5. Seinfeld
6. The Newsroom
7. Prison Break
8. Arrested Development
9. Game of Thrones
10. The Goldbergs



MIKE NEIGHBORS

Seventh Season | Career Record: 227-121 (11) | Arkansas Record: 129-80 (7)

Arkansas women's basketball has been transformed into a nationally recognized program in just six short years thanks to head coach Mike Neighbors. During his time back home at his alma mater, Neighbors has guided his Hogs to the best six-year period of sustained success in program history with 120 wins and five postseason qualifications in that time. The proof of his success, and the success of his system, lies in the numbers - Neighbors has accumulated 218 wins during his 10 seasons as a head coach, the most of any Power 5 head coaches in 10 or fewer seasons, as well as one of only two NCAA Division I Head Coaches.

Entering his seventh season on the bench for Arkansas, the program is coming off its fifth consecutive winning season, four straight postseason appearance (would be five had the 2020 NCAA Tournament had not been cancelled due to the COVID-19 pandemic, as Arkansas was a lock to make the Big Dance) and third 20+ win season in the Neighbors' era.

In 2022-23, the Hogs started out the season 13-0, which was tied for the second-best start in program history. Going into Mid-December, the Hogs were ranked as high as No. 17 in the AP Poll. The Hogs won another SEC Tournament game in comeback fashion versus Missouri to make it to the quarterfinals and hold the best winning percentage in the SEC Tournament among all coaches in Arkansas history with an 8-6 record. Continuing into postseason, Arkansas became the automatic bid out of the SEC to the Postseason WNIT, making it to the Great 8, while being able to host three of its four games at Bud Walton Arena. Neighbors led the Hogs to two All-SEC selections, including Second Team choice Erynn Barnum, who was also on the Midseason Top 10 List for the Katrina McClain Award, as well as All-Freshman selection Saylor Poffenbarger, who broke a school record for five SEC Freshman of the Week accolades. The Hogs finished the season with 24 wins, which tied for the most in the Neighbors' era and matches the fourth most in a single season in program history. Additionally, four players averaged double digits in scoring, the most in the Southeastern Conference.

Prior to Arkansas, Neighbors guided Washington to four seasons of unprecedented success, highlighted by the 2016 NCAA Final Four and two NCAA Sweet 16 appearances. Neighbors was an assistant for the Huskies prior to this promotion and also has had stops at Xavier, Tulsa, Colorado and Arkansas as an assistant.

A native of Greenwood, Arkansas, Neighbors received his associate degree at the University of Arkansas - Fort Smith and his bachelor's degree from the University of Arkansas in 1993. Neighbors is married to Jayci Stone. He has four children, a daughter, Abby and three sons, Alec, Bowen and Barrett, as well as a granddaughter, Emzey.

TIMELINE

→ Bentonville HS Head Coach	1994-98
→ Cabot HS Head Coach	1998-99
→ Arkansas Director of Ops	1999-01
→ Tulsa Univ. Assistant Coach	2001-05
→ Univ. of Colorado Assistant Coach	2005-06
→ Univ. of Arkansas Assistant Coach	2006-07
→ Xavier Assistant Coach	2007-11
→ Univ. of Washington Assistant Coach	2011-13
→ Univ. of Washington Head Coach	2013-17
→ Univ. of Arkansas Head Coach	2017-present

COACHING DEVELOPMENT

Coach	w/Nabes	Now
Fred Castro	'14-16	HC Eastern Michigan
Adia Barnes	'14-15	HC Arizona
Adam Call	'14	AC George Washington
Morgan Valley	'16	AC UConn
Todd Schaefer	'16-Pres.	AHC Arkansas
Chelsea Dungee	'18-21	AC Troy
Evann Johnston	'18-22	Special Ast. to HC Arkansas

COACHING HISTORY

University of Washington

Year	Overall	Pac-12	Finish
2013-14	20-14 (.588)	10-8 (.556)	6
2014-15	23-10 (.697)	11-7 (.611)	5
2015-16	26-11 (.703)	11-7 (.611)	5
2016-17	29-6 (.829)	15-3 (.833)	T2
UW	98-41 (.705)	47-25 (.662)	

University of Arkansas

Year	Overall	SEC	Finish
2017-18	13-18 (.419)	3-13 (.188)	T11
2018-19	22-15 (.611)	6-10 (.375)	10
2019-20	24-8 (.750)	10-6 (.625)	T3
2020-21	19-9 (.679)	9-6 (.600)	T5
2021-22	18-14 (.563)	7-9 (.438)	T8
2022-23	24-13 (.649)	7-9 (.438)	8
2023-24	9-3 (.750)	-	-
Ark	129-80 (.617)	42-53 (.442)	7 yrs
Totals	227-121 (.652)	90-78 (.536)	11 yrs

PLAYER DEVELOPMENT

YEAR	UNIVERSITY	PLAYER	ROUND	OVERALL	TEAM NOTE
2021	Arkansas	Chelsea Dungee	1	5	Dallas Wings 1 @
2021	Arkansas	Destiny Slocum	2	14	Las Vegas Aces 1 @
2021	Arizona	Aari McDonald	1	3	Atlanta Dream @
2017	Washington	Kelsey Plum	1	1	San Antonio Stars 1 @ Las Vegas Aces
	Washington	Chantel Osahor	2	21	Chicago Sky 1 @
2016	Washington	Talia Walton	3	29	Los Angeles Sparks 1 @
2011	Xavier	Amber Harris	1	4	Minnesota Lynx 1 #
	Xavier	Ta'Shia Phillips	1	8	Atlanta Dream 1 #
	TAMU/UAFA	Tanisha Smith	2	22	Seattle Storm #
	Colorado	Brittany Spears	2	19	Phoenix Mercury *
2009	Arkansas	Shameka Christon	1	5	New York Liberty S
2008	Arkansas	Lauren Ervin	3	37	Connecticut Sun 1 #
2006	Tulsa	Megan Moody	-	-	Houston Comets Free Agent #
2003	Tulsa	Allison Curtin	1	12	Houston Comets 1 # Traded to Detroit Shock
	Arkansas	Dana Cherry	2	23	Charlotte Sting S

*- Signed but did not coach

!- At the school when player was drafted

@- Worked with player as a head coach

#- Worked with player as an assistant coach


S- Worked with player as other (GA, etc)

NABES VS. ARKANSAS HISTORY

Category	NABES	All Others In Program History
Winning Record In SEC Play	2 Seasons	2 Seasons
SEC Tourney Finals	1	0
Top 5 Wins	2	2
Weeks Ranked in AP Top 25	39	63
Top 15 WBNA Draft Picks	2	1
McDonald's AAs Signed	8	1
WBNA AAs	1	1

MORE NABES FACTS

- **Movies:** His expansive movie collection includes digital, disk and VHS copies. Did you know he used to work at BlockBuster? On a related note, he also collects books that have been turned into movies.
- **Baseballs autographed by movie stars:** Ask him about this collection – talk about some good stories.
- **Lunch Boxes:** Coach collects tin lunch boxes that he carried to school and has them displayed in his home. His first lunch box had KISS on it.
- **Hamilton:** Nabes is a huge Hamilton fan, and routinely quotes the Broadway musical to players, fans and media alike.
- **Athens City Champion:** Coach stumbled upon a dart tournament while on a trip to Athens, Georgia. He joined in and was one of the two-man winning team.
- **Ask him about shoes, music, movies, guitars, bas-ketball nostalgia – just about anything!**




NEIGHBORS VERSUS ...

Abilene Christian	2	0
Alabama	5	2
Arizona State	2	6
Arizona	6	0
Arkansas State	3	0
Auburn	7	1
Baylor	1	0
Belmont	2	0
Boise State	1	0
BYU	1	0
California	5	4
Central Arkansas	4	0
Central Florida	0	1
Charlotte	1	0
Clemson	1	0
Colorado State	1	0
Colorado	9	0
Connecticut	1	1
Creighton	1	1
CSUN	1	0
DePaul	0	1
Eastern Washington	1	0
Florida State	2	0
Florida	4	3
FGCU	1	0
Fordham	1	0
Fresno State	2	0
Furman	1	0

Georgia	1	7
Grambling State	2	0
Grand Canyon	1	0
Hartford	1	0
Hawai'i	1	0
Houston	2	0
Idaho	1	0
Iowa State	0	1
Jackson State	2	0
Kansas	0	2
Kansas State	2	0
Kent State	1	0
Kentucky	3	5
Lamar	1	0
Little Rock	5	0
Louisiana-Monroe	3	0
Louisiana Tech	2	0
LSU	3	4
Marquette	0	1
McNeese State	1	0
Maryland	1	1
Miami	0	1
Mississippi State	3	6
Missouri	11	4
Montana State	2	0
Murray State	1	0
Nebraska	1	1
New Mexico State	1	0
New Orleans	1	0

Northern Arizona	1	0
Northwestern State	2	0
Notre Dame	0	1
Oklahoma	1	2
Ole Miss	5	3
Oral Roberts	5	0
Oregon State	1	6
Oregon	5	4
Pennsylvania	1	0
Pittsburgh	1	1
Portland	3	1
Prairie View A&M	1	0
Saint Mary's	0	1
Sam Houston	2	0
Samford	2	0
San Diego State	2	0
San Diego	1	0
Santa Clara	1	0
Savannah State	1	0
Seattle	4	0
SFA	1	0
SMU	2	0
South Carolina	1	10
South Dakota	2	0
Stanford	3	5
Stony Brook	1	0
Syracuse	0	2
Tarleton State	1	0
TCU	0	1

Tennessee	2	5
Tennessee Martin	1	0
Tennessee State	1	0
Tennessee Tech	1	0
Texas A&M	4	8
Texas Tech	2	0
Troy	1	0
Tulsa	4	0
UAB	1	0
UAPB	3	1
UC Irvine	1	0
UC Riverside	2	0
UCLA	4	3
USC	6	0
USF	0	1
Utah	7	4
UT-Arlington	2	0
UTEP	0	2
Vanderbilt	4	3
Wake Forest	1	0
Washington State	5	3
Weber State	1	0
Wisconsin	4	0
Wright State	0	1
Yale	1	0
TOTALS	227	121





2023-24 Arkansas Women's Basketball Combined Team Statistics All games

Page 1/1
as of Dec 16, 2023

Game Records

Record	Overall	Home	Away	Neutral
ALL GAMES	9-3	6-2	2-0	1-1
CONFERENCE	0-0	0-0	0-0	0-0
NON-CONFERENCE	9-3	6-2	2-0	1-1

Score by Periods

Team	1st	2nd	3rd	4th	OT	TOT
Arkansas	192	238	250	221	0	901
Opponents	174	200	199	215	0	788

Team Box Score

No.	Player				Total		3-Point		F-Throw		Rebounds											
		GP-GS	MIN	AVG	FG-FGA	FG%	3FG-3FGA	3FG%	FT-FTA	FT%	OFF	DEF	TOT	AVG	PF	DQ	A	TO	BLK	STL	PTS	AVG
0	SCOTT, Taliah	12-12	425:18	35.4	92-213	.432	28-94	.298	66-82	.805	6	37	43	3.6	20	0	16	45	1	5	278	23.2
43	DANIELS, Makayla	12-12	386:36	32.2	49-105	.467	21-55	.382	22-38	.579	16	39	55	4.6	30	0	37	23	1	24	141	11.8
2	SPENCER, Samara	12-12	373:37	31.1	44-118	.373	15-50	.300	37-50	.740	4	48	52	4.3	16	1	41	27	3	15	140	11.7
4	POFFENBARGER, Saylor	12-12	365:07	30.4	45-130	.346	21-63	.333	13-23	.565	26	116	142	11.8	16	0	21	17	19	21	124	10.3
30	DAUDA, Maryam	12-12	321:40	26.8	33-75	.440	11-28	.393	22-29	.759	27	51	78	6.5	32	0	9	20	21	7	99	8.3
23	KEATS, Carly	12-0	188:06	15.7	20-67	.299	15-48	.313	8-9	.889	1	12	13	1.1	6	0	4	8	1	3	63	5.3
13	GOFORTH, Sasha	7-0	112:36	16.1	7-30	.233	0-10	.000	7-16	.438	8	11	19	2.7	6	0	2	6	13	6	21	3.0
34	LAWRENCE, Jenna	7-0	54:47	7.8	5-13	.385	2-9	.222	4-6	.667	5	6	11	1.6	5	0	1	2	3	3	16	2.3
55	ELLIS, Emrie	8-0	84:10	10.5	4-9	.444	3-4	.750	2-2	1.000	2	9	11	1.4	13	0	2	2	6	0	13	1.6
10	SÁNCHEZ CERQUEIRA, Cristina	9-0	52:07	5.8	2-10	.200	0-1	.000	1-2	.500	4	8	12	1.3	10	0	2	3	1	0	5	0.6
20	JOHNSON, Karley	3-0	27:06	9.0	0-5	.000	0-1	.000	1-4	.250	3	3	6	2.0	2	0	1	0	0	3	1	0.3
21	LINDSEY, Loren	1-0	03:36	3.6	0-0	.000	0-0	.000	0-0	.000	0	0	0	0.0	0	0	1	0	0	0	0	0.0
8	FRANKLIN, Bea	1-0	05:13	5.2	0-1	.000	0-0	.000	0-0	.000	1	0	1	1.0	0	0	0	0	0	0	0	0.0
Team											29	22	51					8				
Total		12	2400		301-776	.388	116-363	.320	183-261	.701	132	362	494	41.2	156	1	137	161	69	87	901	75.1
Opponents		12	2400		295-790	.373	84-275	.305	114-155	.735	144	366	510	42.5	233	4	146	195	40	90	788	65.7

Team Statistics

	ARK	OPP
Scoring	901	788
Points per game	75.1	65.7
Scoring margin	+9.4	-
Field goals-att	301-776	295-790
Field goal pct	.388	.373
3 point fg-att	116-363	84-275
3-point FG pct	.320	.305
3-pt FG made per game	9.7	7.0
Free throws-att	183-261	114-155
Free throw pct	.701	.735
F-Throws made per game	15.3	9.5
Rebounds	494	510
Rebounds per game	41.2	42.5
Rebounding margin	-1.3	-
Assists	137	146
Assists per game	11.4	12.2
Turnovers	161	195
Turnovers per game	13.4	16.3
Turnover margin	+2.8	-
Assist/turnover ratio	0.9	0.7
Steals	87	90
Steals per game	7.3	7.5
Blocks	69	40
Blocks per game	5.8	3.3
Winning streak	1	-
Home win streak	1	-
Attendance	33161	5424
Home games-Avg/Game	8-4145	2-2712
Neutral site-Avg/Game	-	2-441

Team Results

Date	Opponent	Score	Att.
11/07/2023	ULM	W 81-76	2630
11/10/2023	Murray St.	W 82-79	11026
11/14/2023	Little Rock	W 77-36	2608
11/17/2023	at Arkansas St.	W 82-67	3208
11/20/2023	Central Ark.	W 81-67	4194
11/24/2023	vs Wisconsin	W 65-62	654
11/25/2023	vs Marquette	L 58-74	227
11/30/2023	at Florida St.	W 71-58	2216
12/03/2023	UCLA	L 66-81	4261
12/07/2023	Louisiana Tech	W 100-60	2599
12/10/2023	Ark.-Pine Bluff	L 70-74	3330
12/16/2023	Samford	W 68-54	2513



2023-24 Arkansas Women's Basketball Team High/Low Analysis All games

Page 1/4
as of Dec 18, 2023

Arkansas - Game Highs

POINTS	100		Louisiana Tech (12/07/2023)
	82		at Arkansas St. (11/17/2023)
	82		Murray St. (11/10/2023)
	81		Central Ark. (11/20/2023)
	81		ULM (11/07/2023)
FIELD GOALS MADE	36		Louisiana Tech (12/07/2023)
	30		at Arkansas St. (11/17/2023)
	30		Murray St. (11/10/2023)
FIELD GOAL ATTEMPTS	79		at Florida St. (11/30/2023)
	70		vs Wisconsin (N) (11/24/2023)
FIELD GOAL PERCENTAGE	.554	(36-65)	Louisiana Tech (12/07/2023)
	.476	(30-63)	at Arkansas St. (11/17/2023)
3 PT FG MADE	14		Louisiana Tech (12/07/2023)
	13		Ark.-Pine Bluff (12/10/2023)
	13		at Florida St. (11/30/2023)
3 PT FG ATTEMPTS	41		at Florida St. (11/30/2023)
	41		vs Wisconsin (N) (11/24/2023)
3 PT FG PERCENTAGE	.500	(14-28)	Louisiana Tech (12/07/2023)
	.382	(13-34)	Ark.-Pine Bluff (12/10/2023)
FREE THROWS MADE	28		ULM (11/07/2023)
	20		Samford (12/16/2023)
	20		Central Ark. (11/20/2023)
FREE THROW ATTEMPTS	44		ULM (11/07/2023)
	29		Samford (12/16/2023)
FREE THROW PERCENTAGE	1.000	(12-12)	at Arkansas St. (11/17/2023)
	.800	(12-15)	vs Marquette (N) (11/25/2023)
REBOUNDS	57		ULM (11/07/2023)
	51		at Florida St. (11/30/2023)
ASSISTS	19		Louisiana Tech (12/07/2023)
	16		at Arkansas St. (11/17/2023)
STEALS	13		Louisiana Tech (12/07/2023)
	11		UCLA (12/03/2023)
BLOCKED SHOTS	9		at Florida St. (11/30/2023)
	8		Ark.-Pine Bluff (12/10/2023)
	8		Little Rock (11/14/2023)
	8		Murray St. (11/10/2023)
TURNOVERS	18		Murray St. (11/10/2023)
	17		Ark.-Pine Bluff (12/10/2023)
FOULS	16		Ark.-Pine Bluff (12/10/2023)
	16		vs Marquette (N) (11/25/2023)



2023-24 Arkansas Women's Basketball
Team High/Low Analysis
All games

Page 3/4
as of Dec 18, 2023

Arkansas - Game Lows

POINTS	58	vs Marquette (N) (11/25/2023)
	65	vs Wisconsin (N) (11/24/2023)
	66	UCLA (12/03/2023)
	68	Samford (12/16/2023)
	70	Ark.-Pine Bluff (12/10/2023)
FIELD GOALS MADE	18	vs Marquette (N) (11/25/2023)
	21	Samford (12/16/2023)
	21	UCLA (12/03/2023)
	21	vs Wisconsin (N) (11/24/2023)
FIELD GOAL ATTEMPTS	54	vs Marquette (N) (11/25/2023)
	56	Samford (12/16/2023)
FIELD GOAL PERCENTAGE	.300 (21-70)	vs Wisconsin (N) (11/24/2023)
	.316 (25-79)	at Florida St. (11/30/2023)
3 PT FG MADE	5	ULM (11/07/2023)
	6	Samford (12/16/2023)
3 PT FG ATTEMPTS	24	UCLA (12/03/2023)
	24	Central Ark. (11/20/2023)
3 PT FG PERCENTAGE	.167 (5-30)	ULM (11/07/2023)
	.231 (6-26)	Samford (12/16/2023)
FREE THROWS MADE	8	at Florida St. (11/30/2023)
	11	vs Wisconsin (N) (11/24/2023)
FREE THROW ATTEMPTS	11	at Florida St. (11/30/2023)
	12	at Arkansas St. (11/17/2023)
FREE THROW PERCENTAGE	.538 (14-26)	Louisiana Tech (12/07/2023)
	.550 (11-20)	vs Wisconsin (N) (11/24/2023)
REBOUNDS	26	UCLA (12/03/2023)
	32	vs Marquette (N) (11/25/2023)
	32	Central Ark. (11/20/2023)
ASSISTS	5	ULM (11/07/2023)
	7	UCLA (12/03/2023)
STEALS	3	vs Marquette (N) (11/25/2023)
	4	at Florida St. (11/30/2023)
	4	at Arkansas St. (11/17/2023)
	4	Murray St. (11/10/2023)
BLOCKED SHOTS	2	Louisiana Tech (12/07/2023)
	3	Central Ark. (11/20/2023)
	3	at Arkansas St. (11/17/2023)
TURNOVERS	8	Little Rock (11/14/2023)
	9	at Florida St. (11/30/2023)
FOULS	7	Little Rock (11/14/2023)
	11	Samford (12/16/2023)
	11	Louisiana Tech (12/07/2023)



2023-24 Arkansas Women's Basketball Category Leaders All games

Page 1/3
as of Dec 18, 2023

Points

##	Player	G	Pts	Pts/G
0	Scott, Taliah	12	278	23.2
43	Daniels, Makayla	12	141	11.8
2	Spencer, Samara	12	140	11.7
4	Poffenbarger, Saylor	12	124	10.3
30	Dauda, Maryam	12	99	8.3
23	Keats, Carly	12	63	5.3
13	Goforth, Sasha	7	21	3.0
34	Lawrence, Jenna	7	16	2.3
55	Ellis, Emrie	8	13	1.6
10	Sánchez Cerqueira, Cristina	9	5	0.6
20	Johnson, Karley	3	1	0.3

Scoring Average

##	Player	G	Pts	Pts/G
0	Scott, Taliah	12	278	23.2
43	Daniels, Makayla	12	141	11.8
2	Spencer, Samara	12	140	11.7
4	Poffenbarger, Saylor	12	124	10.3
30	Dauda, Maryam	12	99	8.3
23	Keats, Carly	12	63	5.3
13	Goforth, Sasha	7	21	3.0
34	Lawrence, Jenna	7	16	2.3
55	Ellis, Emrie	8	13	1.6
10	Sánchez Cerqueira, Cristina	9	5	0.6
20	Johnson, Karley	3	1	0.3

Field Goal Percentage

##	Player	FG	Att	Pct
43	Daniels, Makayla	49	105	.467
55	Ellis, Emrie	4	9	.444
30	Dauda, Maryam	33	75	.440
0	Scott, Taliah	92	213	.432
34	Lawrence, Jenna	5	13	.385
2	Spencer, Samara	44	118	.373
4	Poffenbarger, Saylor	45	130	.346
23	Keats, Carly	20	67	.299
13	Goforth, Sasha	7	30	.233
10	Sánchez Cerqueira, Cristina	2	10	.200

Field Goal Attempts

##	Player	G	Att	Att/G
0	Scott, Taliah	12	213	17.8
4	Poffenbarger, Saylor	12	130	10.8
2	Spencer, Samara	12	118	9.8
43	Daniels, Makayla	12	105	8.8
30	Dauda, Maryam	12	75	6.3

Field Goals Made

##	Player	G	Made	Made/G
0	Scott, Taliah	12	92	7.7
43	Daniels, Makayla	12	49	4.1
4	Poffenbarger, Saylor	12	45	3.8
2	Spencer, Samara	12	44	3.7
30	Dauda, Maryam	12	33	2.8

3-Point FG Percentage

##	Player	3FG	Att	Pct
55	Ellis, Emrie	3	4	.750
30	Dauda, Maryam	11	28	.393
43	Daniels, Makayla	21	55	.382
4	Poffenbarger, Saylor	21	63	.333
23	Keats, Carly	15	48	.313
2	Spencer, Samara	15	50	.300
0	Scott, Taliah	28	94	.298
34	Lawrence, Jenna	2	9	.222

3-Point FG Attempts

##	Player	G	Att	Att/G
0	Scott, Taliah	12	94	7.8
4	Poffenbarger, Saylor	12	63	5.3
43	Daniels, Makayla	12	55	4.6
2	Spencer, Samara	12	50	4.2
23	Keats, Carly	12	48	4.0

3-Point FG Made

##	Player	G	Made	Made/G
0	Scott, Taliah	12	28	2.3
43	Daniels, Makayla	12	21	1.8
4	Poffenbarger, Saylor	12	21	1.8
2	Spencer, Samara	12	15	1.3
23	Keats, Carly	12	15	1.3



**2023-24 Arkansas Women's Basketball
Category Leaders
All games**

Page 2/3
as of Dec 18, 2023

Free Throw Percentage

##	Player	Made	Att	Pct
55	Ellis, Emrie	2	2	1.000
23	Keats, Carly	8	9	.889
0	Scott, Taliah	66	82	.805
30	Dauda, Maryam	22	29	.759
2	Spencer, Samara	37	50	.740
34	Lawrence, Jenna	4	6	.667
43	Daniels, Makayla	22	38	.579
4	Poffenbarger, Saylor	13	23	.565
10	Sánchez Cerqueira, Cristina	1	2	.500
13	Goforth, Sasha	7	16	.438
20	Johnson, Karley	1	4	.250

Free Throw Attempts

##	Player	G	Att	Att/G
0	Scott, Taliah	12	82	6.8
2	Spencer, Samara	12	50	4.2
43	Daniels, Makayla	12	38	3.2
30	Dauda, Maryam	12	29	2.4
4	Poffenbarger, Saylor	12	23	1.9

Free Throws Made

##	Player	G	Made	Made/G
0	Scott, Taliah	12	66	5.5
2	Spencer, Samara	12	37	3.1
43	Daniels, Makayla	12	22	1.8
30	Dauda, Maryam	12	22	1.8
4	Poffenbarger, Saylor	12	13	1.1

Rebounds

##	Player	G	Reb	Reb/G
4	Poffenbarger, Saylor	12	142	11.8
30	Dauda, Maryam	12	78	6.5
43	Daniels, Makayla	12	55	4.6
2	Spencer, Samara	12	52	4.3
0	Scott, Taliah	12	43	3.6

Assists

##	Player	G	Ast	Ast/G
2	Spencer, Samara	12	41	3.4
43	Daniels, Makayla	12	37	3.1
4	Poffenbarger, Saylor	12	21	1.8
0	Scott, Taliah	12	16	1.3
30	Dauda, Maryam	12	9	0.8

Rebounds Average

##	Player	G	Reb	Reb/G
4	Poffenbarger, Saylor	12	142	11.8
30	Dauda, Maryam	12	78	6.5
43	Daniels, Makayla	12	55	4.6
2	Spencer, Samara	12	52	4.3
0	Scott, Taliah	12	43	3.6

Steals

##	Player	G	Stl	Stl/G
43	Daniels, Makayla	12	24	2.0
4	Poffenbarger, Saylor	12	21	1.8
2	Spencer, Samara	12	15	1.3
30	Dauda, Maryam	12	7	0.6
13	Goforth, Sasha	7	6	0.9

Offensive Rebounds

##	Player	G	OReb	OReb/G
30	Dauda, Maryam	12	27	2.3
4	Poffenbarger, Saylor	12	26	2.2
43	Daniels, Makayla	12	16	1.3
13	Goforth, Sasha	7	8	1.1
0	Scott, Taliah	12	6	0.5

Blocked Shots

##	Player	G	Blk	Blk/G
30	Dauda, Maryam	12	21	1.8
4	Poffenbarger, Saylor	12	19	1.6
13	Goforth, Sasha	7	13	1.9
55	Ellis, Emrie	8	6	0.8
2	Spencer, Samara	12	3	0.3

Defensive Rebounds

##	Player	G	DReb	DReb/G
4	Poffenbarger, Saylor	12	116	9.7
30	Dauda, Maryam	12	51	4.3
2	Spencer, Samara	12	48	4.0
43	Daniels, Makayla	12	39	3.3
0	Scott, Taliah	12	37	3.1

Minutes

##	Player	G	Min	Min/G
0	Scott, Taliah	12	425	35:27
43	Daniels, Makayla	12	387	32:13
2	Spencer, Samara	12	374	31:08
4	Poffenbarger, Saylor	12	365	30:26
30	Dauda, Maryam	12	322	26:48

Fouls

##	Player	G	PF	PF/G
30	Dauda, Maryam	12	32	2.7
43	Daniels, Makayla	12	30	2.5
0	Scott, Taliah	12	20	1.7
2	Spencer, Samara	12	16	1.3
4	Poffenbarger, Saylor	12	16	1.3

Turnovers

##	Player	G	TO	TO/G
0	Scott, Taliah	12	45	3.8
2	Spencer, Samara	12	27	2.3
43	Daniels, Makayla	12	23	1.9
30	Dauda, Maryam	12	20	1.7
4	Poffenbarger, Saylor	12	17	1.4

Foul Outs

##	Player	G	FO
2	Spencer, Samara	12	1



2023-24 Arkansas Women's Basketball Points-rebounds-assists All games

Page 1/1
as of Dec 18, 2023

Opponent	Date	Score		0	2	4	8	10	13	20	21	23	30	34
				SCOTT,TALI	SPENCER,SA	POFFENBARG	FRANKLIN,B	SÁNCHEZ CE	GOFORTH,SA	JOHNSON,KA	LINDSEY,LO	KEATS,CARL	DAUDA,MARY	LAWRENCE,J
ULM	11/07/2023	81-76	W	29-6-1	16-8-2	7-21-1	DNP	0-2-0	4-7-0	DNP	DNP	4-0-0	4-7-0	DNP
Murray St.	11/10/2023	82-79	W	25-3-1	11-5-7	10-12-3	DNP	0-2-1	9-2-0	DNP	DNP	9-0-0	3-8-0	0-1-0
Little Rock	11/14/2023	77-36	W	18-3-0	6-2-5	12-8-1	DNP	1-2-0	2-4-0	1-2-0	0-0-1	14-4-0	15-7-0	3-3-1
at Arkansas St.	11/17/2023	82-67	W	34-5-2	9-3-3	9-14-4	DNP	DNP	2-2-1	DNP	DNP	3-1-1	11-9-2	DNP
Central Ark.	11/20/2023	81-67	W	17-4-3	16-2-1	17-6-0	DNP	0-0-1	4-2-1	DNP	DNP	0-2-0	14-8-1	0-1-0
vs Wisconsin	11/24/2023	65-62	W	18-5-1	13-6-2	4-10-2	DNP	DNP	0-0-0	DNP	DNP	4-2-0	4-11-3	DNP
vs Marquette	11/25/2023	58-74	L	21-3-0	8-2-3	13-7-2	DNP	2-1-0	0-2-0	0-2-0	DNP	9-0-0	2-4-1	0-0-0
at Florida St.	11/30/2023	71-58	W	24-4-2	15-1-6	13-23-2	DNP	DNP	DNP	DNP	DNP	3-1-0	6-6-0	DNP
UCLA	12/03/2023	66-81	L	23-2-1	2-2-1	12-7-0	DNP	0-1-0	DNP	DNP	DNP	2-1-1	14-2-2	0-0-0
Louisiana Tech	12/07/2023	100-60	W	29-2-1	20-8-6	12-11-2	0-1-0	0-2-0	DNP	0-2-1	DNP	8-2-1	9-3-0	10-1-0
Ark.-Pine Bluff	12/10/2023	70-74	L	31-6-2	4-8-1	13-10-3	DNP	0-1-0	DNP	DNP	DNP	0-0-1	6-4-0	DNP
Samford	12/16/2023	68-54	W	9-0-2	20-5-4	2-13-1	DNP	2-1-0	DNP	DNP	DNP	7-0-0	11-9-0	3-5-0

Opponent	Date	Score		43	55
				DANIELS,MA	ELLIS,EMRI
ULM	11/07/2023	81-76	W	17-2-1	DNP
Murray St.	11/10/2023	82-79	W	15-6-1	DNP
Little Rock	11/14/2023	77-36	W	3-5-3	2-4-0
at Arkansas St.	11/17/2023	82-67	W	8-4-2	6-0-1
Central Ark.	11/20/2023	81-67	W	11-3-4	2-2-0
vs Wisconsin	11/24/2023	65-62	W	22-8-3	0-1-0
vs Marquette	11/25/2023	58-74	L	3-5-6	0-0-0
at Florida St.	11/30/2023	71-58	W	10-6-2	0-2-0
UCLA	12/03/2023	66-81	L	10-3-2	3-1-0
Louisiana Tech	12/07/2023	100-60	W	12-6-7	0-1-1
Ark.-Pine Bluff	12/10/2023	70-74	L	16-4-4	DNP
Samford	12/16/2023	68-54	W	14-3-2	DNP

2023-24 SPECIALTY STATS (ARKANSAS/OPPONENT)

	Result	Pts Off	Pts in	2nd	Fast	Lead				Best Ark				Opp Best		Ark	Opp	
Opponent		TO	Paint	Chance	Break	Bench	Ties	Chng	Ark	Largest Lead		Run	Opp Largest Lead		Run	Led	Led	
vs. ULM	W, 81-76	15 / 19	38 / 40	6 / 2	15 / 24	8 / 14	8	6	14	5:42	4th	9-0	5	6:05	1st	8-0	29:37	6:27
vs. Murray State	W, 82-79	12 / 30	44 / 28	4 / 9	20 / 14	18 / 43	4	3	24	7:22	3rd	11-0	5	2:02	1st	9-0	30:52	4:57
vs. Little Rock	W, 77-36	18 / 6	36 / 16	14 / 5	12 / 3	23 / 6	1	1	43	5:31	4th	15-0	2	9:30	1st	4-0	37:15	1:49
at Arkansas State	W, 82-67	13 / 11	28 / 26	16 / 14	10 / 2	11 / 8	4	11	21	0:02	3rd	10-0	6	3:49	1st	9-0	28:12	6:59
vs. Central Arkansas	W, 81-67	20 / 12	24 / 24	14 / 9	9 / 9	6 / 25	1	0	20	2:59	2nd	9-0	0	10:00	1st	12-0	38:57	0:00
vs. Wisconsin	W, 65-62	15 / 4	12 / 24	19 / 9	14 / 8	4 / 13	6	5	11	4:46	2nd	11-0	10	9:40	3rd	14-0	13:26	19:55
vs. Maquette	L, 74-58	12 / 18	14 / 36	6 / 9	16 / 15	11 / 10	0	0	0	10:00	1st	8-0	28	6:28	4th	10-0	0:00	39:15
at #15 Florida State	W, 71-58	14 / 7	20 / 24	7 / 5	9 / 7	3 / 11	3	7	23	8:36	4th	14-0	8	3:40	2nd	8-0	21:34	16:32
vs. #2 UCLA	L, 81-66	13 / 20	22 / 40	10 / 20	7 / 19	5 / 28	0	1	6	8:39	1st	15-0	30	0:35	3rd	15-0	3:31	35:59
vs. LA Tech	W, 100-60	13 / 8	42 / 28	12 / 1	17 / 9	18 / 25	0	0	44	6:44	4th	22-0	0	10:00	1st	7-0	7:25	0:00
vs. UAPB	L, 74-70	12 / 18	18 / 36	11 / 35	15 / 15	0 / 22	5	8	12	2:25	2nd	9-0	4	4:46	4th	7-0	23:20	10:32
vs. Samford	W, 68-54	16 / 19	28 / 12	12 / 4	7 / 10	12 / 0	4	2	17	0:31	4th	10-0	3	5:47	2nd	6-0	33:20	3:20



**2023-24 Arkansas Women's Basketball
Player Highs Analysis
All games**

Page 1/3
as of Dec 18, 2023

Arkansas - Individual Game Highs

POINTS	34		Taliah Scott at Arkansas St. (11/17/2023)
	31		Taliah Scott vs Ark.-Pine Bluff (12/10/2023)
	29		Taliah Scott vs Louisiana Tech (12/07/2023)
	29		Taliah Scott vs ULM (11/07/2023)
	25		Taliah Scott vs Murray St. (11/10/2023)
FIELD GOALS MADE	12		Taliah Scott vs Louisiana Tech (12/07/2023)
	12		Taliah Scott at Arkansas St. (11/17/2023)
FIELD GOAL ATTEMPTS	21		Taliah Scott vs UCLA (12/03/2023)
	21		Taliah Scott at Florida St. (11/30/2023)
	21		Taliah Scott at Arkansas St. (11/17/2023)
FIELD GOAL PERCENTAGE (min 5 made)	.750	(12-16)	Taliah Scott vs Louisiana Tech (12/07/2023)
	.667	(6-9)	Makayla Daniels vs Ark.-Pine Bluff (12/10/2023)
	.667	(6-9)	Maryam Dauda vs Little Rock (11/14/2023)
3 PT FG MADE	6		Taliah Scott vs Ark.-Pine Bluff (12/10/2023)
	5		Taliah Scott vs Louisiana Tech (12/07/2023)
	5		Makayla Daniels vs Wisconsin (N) (11/24/2023)
3 PT FG ATTEMPTS	14		Taliah Scott vs Ark.-Pine Bluff (12/10/2023)
	13		Taliah Scott at Florida St. (11/30/2023)
3 PT FG PERCENTAGE (min 2 made)	1.000	(2-2)	Emrie Ellis at Arkansas St. (11/17/2023)
	.750	(3-4)	Saylor Poffenbarger vs Central Ark. (11/20/2023)
FREE THROWS MADE	10		Samara Spencer vs ULM (11/07/2023)
	9		Taliah Scott at Arkansas St. (11/17/2023)
	9		Taliah Scott vs ULM (11/07/2023)
FREE THROW ATTEMPTS	13		Taliah Scott vs ULM (11/07/2023)
	12		Samara Spencer vs ULM (11/07/2023)
FREE THROW PERCENTAGE (min 3 made)	1.000	(9-9)	Taliah Scott at Arkansas St. (11/17/2023)
	1.000	(7-7)	Taliah Scott vs Murray St. (11/10/2023)
	1.000	(6-6)	Maryam Dauda vs Samford (12/16/2023)
	1.000	(4-4)	Taliah Scott at Florida St. (11/30/2023)
	1.000	(4-4)	Samara Spencer vs Central Ark. (11/20/2023)
	1.000	(4-4)	Saylor Poffenbarger vs Little Rock (11/14/2023)
	1.000	(3-3)	Taliah Scott vs Central Ark. (11/20/2023)
	1.000	(3-3)	Samara Spencer at Arkansas St. (11/17/2023)
REBOUNDS	23		Saylor Poffenbarger at Florida St. (11/30/2023)
	21		Saylor Poffenbarger vs ULM (11/07/2023)
ASSISTS	7		Makayla Daniels vs Louisiana Tech (12/07/2023)
	7		Samara Spencer vs Murray St. (11/10/2023)
STEALS	5		Saylor Poffenbarger vs Louisiana Tech (12/07/2023)
	3		Makayla Daniels vs Samford (12/16/2023)
	3		Makayla Daniels vs Ark.-Pine Bluff (12/10/2023)
	3		Makayla Daniels vs Louisiana Tech (12/07/2023)
	3		Samara Spencer vs UCLA (12/03/2023)
	3		Makayla Daniels vs UCLA (12/03/2023)
	3		Saylor Poffenbarger vs Wisconsin (N) (11/24/2023)
	3		Maryam Dauda vs Central Ark. (11/20/2023)
	3		Saylor Poffenbarger vs Murray St. (11/10/2023)
	3		Sasha Goforth vs ULM (11/07/2023)
BLOCKED SHOTS	5		Saylor Poffenbarger vs Ark.-Pine Bluff (12/10/2023)
	4		Sasha Goforth vs Little Rock (11/14/2023)
TURNOVERS	9		Taliah Scott at Arkansas St. (11/17/2023)
	7		Taliah Scott vs Ark.-Pine Bluff (12/10/2023)
FOULS	5		Samara Spencer vs Ark.-Pine Bluff (12/10/2023)
	4		Maryam Dauda at Florida St. (11/30/2023)
	4		Makayla Daniels vs Marquette (N) (11/25/2023)
	4		Maryam Dauda vs Wisconsin (N) (11/24/2023)
	4		Emrie Ellis at Arkansas St. (11/17/2023)
	4		Makayla Daniels vs Murray St. (11/10/2023)
	4		Makayla Daniels vs ULM (11/07/2023)



0 Taliah Scott | Fr. | 5-9 | G | Orange Park, Fla. (St. Johns Country Day School)

SCOTT BENCHMARK STATS

SEASON HIGHS

Points	34	at A-State	11-17-23
FG Made	12	vs. LA Tech	12-7-23*
FG Att.	21	vs. #2 UCLA	12-3-23*
3FG Made	6	vs. UAPB	12-10-23
3FG Att.	14	vs. UAPB	12-10-23
FT Made	9	at A-State	11-17-23*
FT Att.	13	vs. ULM	11-7-23
Off. Reb.	2	vs. UAPB	12-10-23*
Def. Reb.	5	vs. ULM	11-7-23
Rebounds	6	vs. UAPB	12-10-23*
Assists	3	vs. UCA	11-20-23
Blocks	1	vs. Samford	12-16-23
Steals	1	vs. Samford	12-16-23*
Minutes	40	vs. UAPB	12-10-23*

CAREER HIGHS

Points	34	at A-State	11-17-23
FG Made	12	vs. LA Tech	12-7-23*
FG Att.	21	vs. #2 UCLA	12-3-23*
3FG Made	6	vs. UAPB	12-10-23
3FG Att.	14	vs. UAPB	12-10-23
FT Made	9	at A-State	11-17-23*
FT Att.	13	vs. ULM	11-7-23
Off. Reb.	2	vs. UAPB	12-10-23*
Def. Reb.	5	vs. ULM	11-7-23
Rebounds	6	vs. UAPB	12-10-23*
Assists	3	vs. UCA	11-20-23
Blocks	1	vs. Samford	12-16-23
Steals	1	vs. Samford	12-16-23*
Minutes	40	vs. UAPB	12-10-23**

N/A

SEC HIGHS

NOTABLES

Stat	23-24	Career
Double Figure Pts	11	11
Double Figure Rebs	-	-
Double-Doubles	-	-
5+ Assists	-	-
3+ Blocks	-	-
3+ Steals	-	-
Led Team in Pts	10	10
Led Team in Reb	-	-
20+ Points	8	8
30+ Points	2	2

* Most Recent

GAME NOTES

- Coming off nine points and two assists vs. Samford
- Had most efficient showing of 29 points w/ 12-of-16 from the field, 5-of-8 from 3-point vs. LA Tech
- Named SEC Freshman of the Week four times in a row
- Paces SEC in scoring (23.2), only player in league to average 20.0+ PPG, as well as leads the league in FG makes (92), FG attempts (213), FT makes (66) and FT attempts (82)
- In the NCAA, second in points (278), only trailing Caitlin Clark, second in FTM, third in FGA, fifth in 3PA, seventh in FGM and eighth in points per game
- Her 278 points is higher than Kelsey Plum (224) & Chelsea Dungee (202) in their first 12 games
- No. 11 ranked player in the 2023 HoopGurlz Recruiting Rankings – ESPNW 100 and five-star prospect
- McDonald's All-American, Gatorade Florida Girls Basketball Player of the Year & Florida Dairy Farmers Miss Basketball
- Finished high school with 2,735 points, which is third most points by a NE Florida girls basketball player
- Led the country in scoring for the majority of the year during her senior year with an incredible 36.2 points, 9.2 rebounds, 4.8 assists and 3.0 steals per game at St. Johns Country Day

FASTBREAK WITH TALIAH SCOTT

- Daughter of Derrick and Marika Scott
- Her dad played basketball at UNF
- Majoring in psychology
- Was nine when she started playing basketball and seeing her brother play inspired her to do so, while she was doing gymnastics at the time
- Shot her first 3-pointer ever at an Orlando Magic game family shooting contest
- Dedication this season to her best friend, Mike, who passed away a couple years ago

#0 SCOTT, Taliah

		Total			3-Pointers		Free throws		Rebounds												
Opponent	Date	GS	MIN	FG-FGA	PCT	3FG-3FGA	PCT	FT-FTA	PCT	OFF	DEF	TOT	AVG	PF	A	TO	BLK	STL	PTS	AVG	
ULM	11/07/2023	*	32:13	9-20	.450	2-8	.250	9-13	.692	1	5	6	6.0	2	1	2	0	0	29	29.0	
Murray St.	11/10/2023	*	34:30	9-20	.450	0-4	.000	7-7	1.000	0	3	3	4.5	0	1	5	0	0	25	27.0	
Little Rock	11/14/2023	*	28:50	6-11	.545	1-4	.250	5-6	.833	1	2	3	4.0	1	0	4	0	0	18	24.0	
at Arkansas St.	11/17/2023	*	40:00	12-21	.571	1-9	.111	9-9	1.000	2	3	5	4.3	2	2	9	0	1	34	26.5	
Central Ark.	11/20/2023	*	35:55	7-17	.412	0-3	.000	3-3	1.000	0	4	4	4.2	2	3	3	0	0	17	24.6	
vs Wisconsin	11/24/2023	*	37:56	6-20	.300	4-12	.333	2-2	1.000	0	5	5	4.3	1	1	1	0	0	1	18	23.5
vs Marquette	11/25/2023	*	35:09	6-14	.429	2-7	.286	7-8	.875	0	3	3	4.1	3	0	2	0	0	21	23.1	
at Florida St.	11/30/2023	*	33:56	8-21	.381	4-13	.308	4-4	1.000	0	4	4	4.1	2	2	2	0	0	24	23.3	
UCLA	12/03/2023	*	38:55	6-21	.286	3-7	.429	8-9	.889	0	2	2	3.9	1	1	4	0	1	23	23.2	
Louisiana Tech	12/07/2023	*	31:00	12-16	.750	5-8	.625	0-4	.000	0	2	2	3.7	1	1	3	0	1	29	23.8	
Ark.-Pine Bluff	12/10/2023	*	40:00	9-20	.450	6-14	.429	7-8	.875	2	4	6	3.9	3	2	7	0	0	31	24.5	
Samford	12/16/2023	*	36:54	2-12	.167	0-5	.000	5-9	.556	0	0	0	3.6	2	2	3	1	1	9	23.2	
Totals		12	425:18	92-213	.432	28-94	.298	66-82	.805	6	37	43	3.6	20	16	45	1	5	278	23.2	

Player Averages

Games Played	Minutes/game	Points/game	FG Pct	3FG Pct	FT Pct	Rebounds/game	Assists/game	Turnovers/game	Assist/Turnover ratio	Steals/game	Blocks/game
12	35.4	23.2	43.2	29.8	80.5	3.6	1.3	3.8	0.4	0.4	0.1

CAREER STATISTICS

				Field Goals		3-Point		F-Throws		Rebounds									Scoring	
SEASON	TEAM	GP-GS	MIN/AVG	FG-FGA	FG%	3FG-3FGA	3FG%	FT-FTA	FT%	OFF	DEF	TOT	AVG	PF-FO	A	TO	BLK	STL	PTS	AVG
2023-24	Ark	12-12	425/35.4	92-213	.432	28-94	.298	66-82	.805	6	37	43	3.6	20-0	16	45	1	5	278	23.2
TOTAL		12-12	425/35.4	92-213	.432	28-94	.298	66-82	.805	6	37	43	3.6	20-0	16	45	1	5	278	23.2



2 Samara Spencer | Jr. | 5-7 | G | Fort Lauderdale, Fla. (St. Thomas Aquinas HS)

SPENCER BENCHMARK STATS			
SEASON HIGHS	Points	20	vs. Samford 12-16-23*
	FG Made	7	vs. Samford 12-16-23*
	FG Att.	17	vs. Wisconsin 11-24-23
	3FG Made	3	vs. LA Tech 12-7-23*
	3FG Att.	17	vs. Wisconsin 11-24-23
	FT Made	10	vs. ULM 11-7-23
	FT Att.	12	vs. ULM 11-7-23
	Off. Reb.	1	vs. UAPB 12-10-23*
	Def. Reb.	7	vs. UAPB 12-10-23*
	Rebounds	8	vs. UAPB 12-10-23*
	Assists	7	vs. Murray State 11-10-23
	Blocks	2	vs. Marquette 11-25-23
	Steals	3	vs. #2 UCLA 12-3-23
	Minutes	38	vs. Murray State 11-10-23

CAREER HIGHS	Points	32	vs. Oral Roberts 12-4-22
	FG Made	10	at #16 Creighton 12-17-22*
	FG Att.	21	vs. NAU 11-24-22*
	3FG Made	6	vs. Oral Roberts 12-4-22
	3FG Att.	11	vs. Wisconsin 11-24-23*
	FT Made	10	vs. ULM 11-7-23
	FT Att.	16	vs. Lamar 12-8-22
	Off. Reb.	2	vs. #1 SC 3-4-22*
	Def. Reb.	9	at Missouri 1-8-23
	Rebounds	9	at Missouri 1-8-23
	Assists	11	vs. LA Tech 3-16-23
	Blocks	2	vs. Marquette 11-25-23*
	Steals	4	vs. NAU 11-24-22*
	Minutes	43	vs. Ole Miss 1-29-23*

SEC HIGHS	Points	25	at Miss. State 2-23-23
	FG Made	9	vs. Vanderbilt 1-16-23*
	FG Att.	21	at Missouri 2-13-22*
	3FG Made	5	vs. Miss. State 1-23-22
	3FG Att.	8	vs. Texas A&M 2-26-23*
	FT Made	6	at Miss. State 2-27-22*
	FT Att.	13	at Miss. State 2-23-23
	Off. Reb.	2	vs. #1 SC 3-4-22*
	Def. Reb.	9	at Missouri 1-8-23
	Rebounds	9	at Missouri 1-8-23
	Assists	9	vs. Tennessee 2-16-23
	Blocks	2	vs. Missouri 3-2-23
	Steals	3	at Miss. State 2-23-23*
	Minutes	43	vs. Ole Miss 1-29-23*

NOTABLES	Stat	21-22	22-23	23-24	Career
	Double Figure Pts	20	27	7	54
	Double Figure Rebs	-	-	-	-
	Double-Doubles	-	2	-	2
	5+ Assists	5	13	4	22
	3+ Blocks	-	-	-	-
	3+ Steals	2	4	1	7
	Led Team in Pts	5	14	1	20
	Led Team in Reb	1	2	-	3
	20+ Points	3	8	2	13
	30+ Points	-	1	-	1
* Most Recent					

- GAME NOTES
- Coming off 20 points, five rebounds and four assists vs. Samford
 - Logged a near triple-double w/ 20 points, eight rebounds and six assists w/ two steals vs. LA Tech
 - Became 33rd member of the 1K club at Arkansas, sixth in the Mike Neighbors era at No. 15 Florida State
 - Went 10-of-12 from the line vs. ULM, with her 10 makes marking a career-high amount
 - Ranks sixth in FTM (37), eighth in FT perc. (.740), ninth in FTA (50) & 13th in assists/gm (3.4) in SEC
 - Among active SEC players, fourth in assists (291), which is 15th most in school history and eighth in scoring (1,050), being one of 10 in the league with over 1,000 career points at an SEC school
 - Leading returning scorer with 14.4 PPG and a team-leading 154 assists last season
 - Logged a near triple-double with 14 points, 11 assists and six rebounds vs. LA Tech in WNIT First Round
 - 2022 SEC Freshman of the Year

- FASTBREAK WITH SAMARA SPENCER
- Majoring in recreation and sport management
 - Realized she wanted to play basketball when she saw her was watching a Tennessee WBB game when she was 7
 - Loves to take pictures as a hobby
 - Wears #2 because it's her favorite number
 - Most notable skills on court: speed and IQ
 - Proudest accomplishment in basketball: winning SEC Freshman of the Year

#2 SPENCER, Samara																			
		Total		3-Pointers		Free throws		Rebounds		PF		A		TO		BLK		STL	
Opponent	Date	GS	MIN	FG-FGA	PCT	3FG-3FGA	PCT	FT-FTA	PCT	OFF	DEF	TOT	AVG	PF	A	TO	BLK	STL	PTS
ULM	11/07/2023	*	30:29	3-7	.429	0-1	.000	10-12	.833	1	7	8	8.0	0	2	5	0	1	16
Murray St.	11/10/2023	*	38:09	4-9	.444	2-5	.400	1-2	.500	0	5	5	6.5	2	7	4	0	0	11
Little Rock	11/14/2023	*	25:00	3-8	.375	0-3	.000	0-0	.000	0	2	2	5.0	0	5	0	0	1	6
at Arkansas St.	11/17/2023	*	31:42	3-6	.500	0-2	.000	3-3	1.000	0	3	3	4.5	2	3	1	0	2	9
Central Ark.	11/20/2023	*	23:16	5-9	.556	2-4	.500	4-4	1.000	0	2	2	4.0	0	1	1	0	1	16
vs Wisconsin	11/24/2023	*	35:15	3-17	.176	3-11	.273	4-6	.667	1	5	6	4.3	1	2	3	1	2	13
vs Marquette	11/25/2023	*	32:44	2-8	.250	1-3	.333	3-5	.600	0	2	2	4.0	1	3	3	2	1	8
at Florida St.	11/30/2023	*	37:34	5-15	.333	3-7	.429	2-2	1.000	0	1	1	3.6	1	6	2	0	0	15
UCLA	12/03/2023	*	21:41	1-4	.250	0-0	.000	0-0	.000	0	2	2	3.4	3	1	2	0	3	2
Louisiana Tech	12/07/2023	*	29:24	7-12	.583	3-8	.375	3-6	.500	1	7	8	3.9	0	6	3	0	2	20
Ark.-Pine Bluff	12/10/2023	*	33:05	1-11	.091	1-4	.250	1-2	.500	1	7	8	4.3	5	1	2	0	2	4
Samford	12/16/2023	*	35:18	7-12	.583	0-2	.000	6-8	.750	0	5	5	4.3	1	4	1	0	0	20
Totals		12	373:37	44-118	.373	15-50	.300	37-50	.740	4	48	52	4.3	16	41	27	3	15	140

Player Averages											
Games Played	Minutes/game	Points/game	FG Pct	3FG Pct	FT Pct	Rebounds/game	Assists/game	Turnovers/game	Assist/Turnover ratio	Steals/game	Blocks/game
12	31.1	11.7	37.3	30.0	74.0	4.3	3.4	2.3	1.5	1.3	0.3

CAREER STATISTICS

		Field Goals		3-Point		F-Throws		Rebounds				Scoring			
SEASON	TEAM	GP-GS	MIN/AVG	FG-FGA	FG%	3FG-3FGA	3FG%	FT-FTA	FT%	OFF	DEF	TOT	AVG	PF-FO	A
2021-22	Ark	31-27	930/30.0	138-325	.425	44-128	.344	59-98	.602	18	96	114	3.7	49-0	96
2022-23	Ark	37-37	1256/33.9	183-459	.399	65-201	.323	100-182	.549	6	133	139	3.8	70-2	154
2023-24	Ark	12-12	374/31.1	44-118	.373	15-50	.300	37-50	.740	4	48	52	4.3	16-1	41
TOTAL		80-76	2560/32.0	365-902	.405	124-379	.327	196-330	.594	28	277	305	3.8	135-3	291



4 Saylor Poffenbarger | R-So. | 6-2 | G | Middletown, Conn. (Middletown HS | UConn)

POFFENBARGER BENCHMARK STATS

SEASON HIGHS

Points	17	vs. UCA	11-20-23
FG Made	6	vs. UCA	11-20-23
FG Att.	18	at #15 FSU	11-30-23
3FG Made	4	vs. UAPB	12-10-23*
3FG Att.	12	at #15 FSU	11-30-23
FT Made	4	vs. Little Rock	11-14-23
FT Att.	4	vs. Wisconsin	11-24-23*
Off. Reb.	4	at #15 FSU	11-30-23*
Def. Reb.	19	at #15 FSU	11-30-23
Rebounds	23	at #15 FSU	11-30-23
Assists	4	at A-State	11-17-23
Blocks	5	vs. UAPB	12-10-23
Steals	5	vs. LA Tech	12-7-23
Minutes	39	vs. UAPB	12-10-23

CAREER HIGHS

Points	24	at Missouri	1-8-23
FG Made	8	at Missouri	1-8-23*
FG Att.	18	at #15 FSU	11-30-23
3FG Made	4	at #15 FSU	11-30-23
3FG Att.	12	at #15 FSU	11-30-23
FT Made	6	at Missouri	1-8-23
FT Att.	7	at Missouri	1-8-23
Off. Reb.	4	at #15 FSU	11-30-23*
Def. Reb.	19	at #15 FSU	11-30-23
Rebounds	23	at #15 FSU	11-30-23
Assists	6	vs. #25 K-State	11-26-22
Blocks	5	vs. UAPB	12-10-23
Steals	5	vs. LA Tech	12-7-23
Minutes	43	vs. Ole Miss	1-29-23

SEC HIGHS

Points	24	at Missouri	1-8-23
FG Made	8	at Missouri	1-8-23*
FG Att.	17	at Kentucky	1-1-23
3FG Made	3	vs. No. 1/1 SC	3-3-23*
3FG Att.	7	vs. No. 1/1 SC	3-3-23*
FT Made	7	vs. Vanderbilt	1-16-23
FT Att.	8	vs. Vanderbilt	1-16-23
Off. Reb.	2	vs. Alabama	1-26-23*
Def. Reb.	10	at Miss. State	2-23-23*
Rebounds	11	vs. Missouri	3-2-23*
Assists	5	vs. Texas A&M	2-26-23
Blocks	3	vs. Tennessee	2-16-23
Steals	2	vs. Texas A&M	2-26-23
Minutes	43	vs. Ole Miss	1-29-23

NOTABLES

Stat	22-23	23-24	Career
Double Figure Pts	13	8	21
Double Figure Rebs	9	8	17
20+ Rebounds	-	2	2
Double-Doubles	4	4	8
5+ Assists	6	-	6
3+ Blocks	2	3	5
3+ Steals	-	3	3
Led Team in Pts	4	1	5
Led Team in Reb	15	10	25
20+ Points	2	-	2
30+ Points	-	-	-

* Most Recent

GAME NOTES

- Coming off three straight double-digit rebound games with 13 vs. Samford
- Broke the school record for single-game rebounds with 23 at No. 15 Florida State, while logging a double-double with 13 points
- Her 23 rebounds is the most by an NCAA DI men's or women's player this season
- Only player in Arkansas history to log two 20+ rebound games in a season
- Leads SEC in def. rebounds/gm (9.7) & rebounds/gm (11.8), sixth in double-doubles (4) & eighth in blocks/gm (1.6)
- In the NCAA, ranked No. 2 in defensive rebounds/gm and rebounding (142) & fifth in rebounds/gm
- Named to SEC All-Freshman Team and was a five-time SEC Freshman of the Week winner
- Single-season defensive rebound record holder (225) and No. 2 in individual season rebounds (255)
- Tallied career-high 24 points at Missouri and later had 23 vs. No. 1 South Carolina in SEC Tournament
- Transferred to Arkansas midyear during 2021-22 season from UConn

FASTBREAK WITH SAYLOR POFFENBARGER

- Majoring in communication
- Switched to No. 4 this season to honor her brother, Fordham, who passed away when he was 4
- Also playing for Ella Bresee, her best friend who passed away from brain cancer
- Comes from an athletic family: mother, Amy, played basketball at Missouri and was a huge influence on Saylor's basketball journey, and three of her brothers play quarterback: Reese - starting quarterback for Albany, Brittin - sophomore in HS football and Higgins - fifth grade football player
- Played against teammate Makayla Daniels a few times in high school, growing up 10 miles from her
- Favorite movie: Legally Blonde

#4 POFFENBARGER, Saylor

Opponent	Date	GS	MIN	Total		3-Pointers		Free throws		Rebounds				PF	A	TO	BLK	STL	PTS	AVG	
				FG-FGA	PCT	3FG-3FGA	PCT	FT-FTA	PCT	OFF	DEF	TOT	AVG								
ULM	11/07/2023	*	37:51	3-12	.250	0-5	.000	1-2	.500	3	18	21	21.0	1	1	2	1	1	7	7.0	
Murray St.	11/10/2023	*	31:57	4-9	.444	0-2	.000	2-4	.500	1	11	12	16.5	3	3	3	3	3	10	8.5	
Little Rock	11/14/2023	*	24:09	3-8	.375	2-4	.500	4-4	1.000	1	7	8	13.7	1	1	0	2	1	12	9.7	
at Arkansas St.	11/17/2023	*	29:48	4-10	.400	1-5	.200	0-0	.000	4	10	14	13.8	2	4	1	0	0	9	9.5	
Central Ark.	11/20/2023	*	26:47	6-10	.600	3-4	.750	2-2	1.000	1	5	6	12.2	1	0	0	1	2	17	11.0	
vs Wisconsin	11/24/2023	*	32:28	2-8	.250	0-4	.000	0-4	.000	3	7	10	11.8	1	2	1	1	3	4	9.8	
vs Marquette	11/25/2023	*	23:55	5-11	.455	3-7	.429	0-0	.000	1	6	7	11.1	1	2	1	2	0	13	10.3	
at Florida St.	11/30/2023	*	37:43	4-18	.222	4-12	.333	1-2	.500	4	19	23	12.6	2	2	1	3	2	13	10.6	
UCLA	12/03/2023	*	28:23	5-13	.385	2-4	.500	0-0	.000	1	6	7	12.0	0	0	2	1	1	12	10.8	
Louisiana Tech	12/07/2023	*	21:33	5-11	.455	2-3	.667	0-0	.000	2	9	11	11.9	0	2	2	0	5	12	10.9	
Ark.-Pine Bluff	12/10/2023	*	39:09	4-15	.267	4-9	.444	1-2	.500	2	8	10	11.7	2	3	2	5	2	13	11.1	
Samford	12/16/2023	*	31:23	0-5	.000	0-4	.000	2-3	.667	3	10	13	11.8	2	1	2	0	1	2	10.3	
Totals			12	365:07	45-130	.346	21-63	.333	13-23	.565	26	116	142	11.8	16	21	17	19	21	124	10.3

Player Averages

Games Played	Minutes/game	Points/game	FG Pct	3FG Pct	FT Pct	Rebounds/game	Assists/game	Turnovers/game	Assist/Turnover ratio	Steals/game	Blocks/game
12	30.4	10.3	34.6	33.3	56.5	11.8	1.8	1.4	1.2	1.8	1.6

CAREER STATISTICS

SEASON	TEAM	GP-GS	MIN/AVG	Field Goals	3-Point	F-Throws	Rebounds	PF-FO	A	TO	BLK	STL	PTS	AVG
2020-21	UConn	12-0	33/2.7	2-15 .133	1-11 .091	1-1 1.000	1 3 4 0.3	2-0	0	0	1	0	6	0.5
2022-23	Ark	37-37	1190/32.2	109-329 .331	36-157 .229	62-88 .705	30 225 255 6.9	87-3	89	76	40	20	316	8.5
2023-24	Ark	12-12	365/30.4	45-130 .346	21-63 .333	13-23 .565	26 116 142 11.8	16-0	21	17	19	21	124	10.3
TOTAL FOR Ark		49-49	1555/31.7	154-459 .336	57-220 .259	75-111 .676	56 341 397 8.1	103-3	110	93	59	41	440	9.0
TOTAL		61-49	1588/26.0	156-474 .329	58-231 .251	76-112 .679	57 344 401 6.6	105-3	110	93	60	41	446	7.3



8 Bea Franklin | Gr. | 5-10 | G | Seattle, Wash. (Seattle Prep)

FRANKLIN BENCHMARK STATS

SEASON HIGHS

Points	N/A		
FG Made	N/A		
FG Att.	1	vs. LA Tech	12-7-23
3FG Made	N/A		
3FG Att.	N/A		
FT Made	N/A		
FT Att.	N/A		
Off. Reb.	1	vs. LA Tech	12-7-23
Def. Reb.	N/A		
Rebounds	1	vs. LA Tech	12-7-23
Assists	N/A		
Blocks	N/A		
Steals	N/A		
Minutes	5	vs. LA Tech	12-7-23

CAREER HIGHS

Points	N/A		
FG Made	N/A		
FG Att.	1	vs. LA Tech	12-7-23
3FG Made	N/A		
3FG Att.	N/A		
FT Made	N/A		
FT Att.	N/A		
Off. Reb.	1	vs. LA Tech	12-7-23
Def. Reb.	N/A		
Rebounds	1	vs. LA Tech	12-7-23
Assists	N/A		
Blocks	N/A		
Steals	N/A		
Minutes	5	vs. LA Tech	12-7-23

SEC HIGHS

NOTABLES

Stat	23-24	Career
Double Figure Pts	-	-
Double Figure Rebs	-	-
Double-Doubles	-	-
5+ Assists	-	-
3+ Blocks	-	-
3+ Steals	-	-
Led Team in Pts	-	-
Led Team in Reb	-	-
20 + Points	-	-
30+ Points	-	-

* Most Recent

GAME NOTES

- Had first collegiate basketball appearance, pulling down an offensive board in five minutes vs. LA Tech
- Three-sport athlete in high school with soccer, basketball and tennis
- Plays shooting guard/point guard and four-year letterwinner in basketball at Seattle Prep
- Led Seattle Prep to a 20-9 record, 12-4 in 3A Metro Girls Basketball standings in 2016-17
- During the 2016-17 season, averaged 9.9 points, 4.6 rebounds, 4.1 assists & 1.5 steals per game
- On the soccer pitch, coming off being named 2023 SEC Midfielder of the Year and SEC Scholar-Athlete of the Year
- Named All-American in her graduate season, leading Hogs in goals (9), assists (9) and points
- Two-time All-SEC Team recipient and All-Tournament Team honoree for Arkansas soccer
- Served as Student-Athlete Advisory Committee President in 2022-23

DUAL SPORT WBB STUDENT-ATHLETES IN NCAA

- Anaya Brown – track & field and basketball at UT Martin
- Nadiyah Byard – track & field (high jump) and basketball at App State
- Maggie Pina – field hockey and basketball at BU, now at Northwestern
- Tori Tollefson – softball and basketball at South Dakota State

#8 FRANKLIN, Bea

Opponent	Date	GS	MIN	Total		3-Pointers		Free throws		Rebounds				PF	A	TO	BLK	STL	PTS	AVG
				FG-FGA	PCT	3FG-3FGA	PCT	FT-FTA	PCT	OFF	DEF	TOT	AVG							
Louisiana Tech	12/07/2023		05:13	0-1	.000	0-0	.000	0-0	.000	1	0	1	1.0	0	0	0	0	0	0	0.0
Totals			0 05:13	0-1	.000	0-0	.000	0-0	.000	1	0	1	1.0	0	0	0	0	0	0	0.0

Player Averages

Games Played	Minutes/game	Points/game	FG Pct	3FG Pct	FT Pct	Rebounds/game	Assists/game	Turnovers/game	Assist/Turnover ratio	Steals/game	Blocks/game
1	5.2	0.0	0.0	0.0	0.0	1.0	0.0	0.0	0.0	0.0	0.0

CAREER STATISTICS

SEASON	TEAM	GP-GS	MIN/AVG	Field Goals		3-Point		F-Throws		Rebounds				Scoring						
				FG-FGA	FG%	3FG-3FGA	3FG%	FT-FTA	FT%	OFF	DEF	TOT	AVG	PF-FO	A	TO	BLK	STL	PTS	AVG
2023-24	Ark	1-0	5/5.2	0-1	.000	0-0	.000	0-0	.000	1	0	1	1.0	0-0	0	0	0	0	0	0.0
TOTAL		1-0	5/5.2	0-1	.000	0-0	.000	0-0	.000	1	0	1	1.0	0-0	0	0	0	0	0	0.0



10 Cristina Sanchez Cerqueira | Fr. | 6-1 | F | Granada, Spain (Segle XXI)

SANCHEZ BENCHMARK STATS

SEASON HIGHS

Points	2	vs. Samford	12-16-23*
FG Made	1	vs. Samford	12-16-23*
FG Att.	3	vs. Marquette	11-25-23
3FG Made	N/A		
3FG Att.	1	vs. Marquette	11-25-23
FT Made	1	vs. Little Rock	11-14-23
FT Att.	2	vs. Little Rock	11-14-23
Off. Reb.	2	vs. Little Rock	11-14-23
Def. Reb.	2	vs. LA Tech	12-7-23*
Rebounds	2	vs. LA Tech	12-7-23*
Assists	1	vs. Murray State	11-10-23
Blocks	1	vs. Little Rock	11-14-23
Steals	N/A		
Minutes	11	vs. LA Tech	12-7-23

CAREER HIGHS

Points	2	vs. Samford	12-16-23*
FG Made	1	vs. Samford	12-16-23*
FG Att.	3	vs. Marquette	11-25-23
3FG Made	N/A		
3FG Att.	1	vs. Marquette	11-25-23
FT Made	1	vs. Little Rock	11-14-23
FT Att.	2	vs. Little Rock	11-14-23
Off. Reb.	2	vs. Little Rock	11-14-23
Def. Reb.	2	vs. LA Tech	12-7-23*
Rebounds	2	vs. LA Tech	12-7-23*
Assists	1	vs. Murray State	11-10-23
Blocks	1	vs. Little Rock	11-14-23
Steals	N/A		
Minutes	11	vs. LA Tech	12-7-23

N/A

SEC HIGHS

NOTABLES

Stat	23-24	Career
Double Figure Pts	-	-
Double Figure Rebs	-	-
Double-Doubles	-	-
5+ Assists	-	-
3+ Blocks	-	-
3+ Steals	-	-
Led Team in Pts	-	-
Led Team in Reb	-	-
20+ Points	-	-
30+ Points	-	-

* Most Recent

GAME NOTES

- Coming off two points and one rebound in three valuable minutes played vs. Samford
- Scored first collegiate field goal vs. Marquette and played season-high nine minutes at Fort Myers Tip-Off
- A member of the Spanish National Team
- Played at FIBA U18 3x3 World Cup in Hungary and the European Youth Olympic Festival 3x3 in Slovenia
- With Segle XXI, played in 26 games during the 2022-23 season, averaging 6.4 points, 5.4 rebounds and 1.3 steals per game
- Efficient rebounder with Segle XXI, logging 15 games with 5+ rebounds
- Earned gold and silver medals at the Andalucian Cup U14
- Chosen to the Andalucias Team three times and won a silver and bronze medal at the nationals cup

FASTBREAK WITH CRISTINA SANCHEZ CERQUEIRA

- Daughter of Peque and Felix and has a little brother
- Her parents both played basketball and inspire her the most
- Majoring in kinesiology
- She was 13 when she first started playing basketball and was a gymnast before that until she was getting too tall
- Loves going to Jenna Lawrences' family's house for dinner
- Favorite professional team is FCB (Barcelona) and favorite professional athlete is Rafa Nadal

#10 SÁNCHEZ CERQUEIRA, Cristina

Opponent	Date	GS	MIN	Total		3-Pointers		Free throws		Rebounds				PF	A	TO	BLK	STL	PTS	AVG
				FG-FGA	PCT	3FG-3FGA	PCT	FT-FTA	PCT	OFF	DEF	TOT	AVG							
ULM	11/07/2023		02:09	0-2	.000	0-0	.000	0-0	.000	1	1	2	2.0	0	0	0	0	0	0	0.0
Murray St.	11/10/2023		04:58	0-1	.000	0-0	.000	0-0	.000	0	2	2	2.0	2	1	0	0	0	0	0.0
Little Rock	11/14/2023		05:43	0-2	.000	0-0	.000	1-2	.500	2	0	2	2.0	0	0	0	1	0	1	0.3
Central Ark.	11/20/2023		06:27	0-0	.000	0-0	.000	0-0	.000	0	0	0	1.5	2	1	0	0	0	0	0.3
vs Marquette	11/25/2023		09:02	1-3	.333	0-1	.000	0-0	.000	1	0	1	1.4	0	0	3	0	0	2	0.6
UCLA	12/03/2023		03:39	0-0	.000	0-0	.000	0-0	.000	0	1	1	1.3	2	0	0	0	0	0	0.5
Louisiana Tech	12/07/2023		10:56	0-1	.000	0-0	.000	0-0	.000	0	2	2	1.4	2	0	0	0	0	0	0.4
Ark.-Pine Bluff	12/10/2023		05:59	0-0	.000	0-0	.000	0-0	.000	0	1	1	1.4	2	0	0	0	0	0	0.4
Samford	12/16/2023		03:14	1-1	1.000	0-0	.000	0-0	.000	0	1	1	1.3	0	0	0	0	0	2	0.6
Totals		0	52:07	2-10	.200	0-1	.000	1-2	.500	4	8	12	1.3	10	2	3	1	0	5	0.6

Player Averages

Games Played	Minutes/ game	Points/ game	FG Pct	3FG Pct	FT Pct	Rebounds/ game	Assists/ game	Turnovers/ game	Assist/Turnover ratio	Steals/ game	Blocks/ game
9	5.8	0.6	20.0	0.0	50.0	1.3	0.2	0.3	0.7	0.0	0.1

CAREER STATISTICS

				Field Goals		3-Point		F-Throws		Rebounds				Scoring	
SEASON	TEAM	GP-GS	MIN/AVG	FG-FGA	FG%	3FG-3FGA	3FG%	FT-FTA	FT%	OFF	DEF	TOT	AVG	PF-FO	PTS AVG
2023-24	Ark	9-0	52/5.8	2-10	.200	0-1	.000	1-2	.500	4	8	12	1.3	10-0	5 0.6
TOTAL		9-0	52/5.8	2-10	.200	0-1	.000	1-2	.500	4	8	12	1.3	10-0	5 0.6



20 Karley Johnson | So. | 5-9 | G | Oklahoma City, Okla. (Mustang HS)

JOHNSON BENCHMARK STATS

SEASON HIGHS

Points	1	vs. Little Rock	11-14-23.
FG Made	N/A		
FG Att.	3	vs. Little Rock	11-14-23.
3FG Made	N/A		
3FG Att.	1	vs. Little Rock	11-14-23.
FT Made	1	vs. Little Rock	11-14-23.
FT Att.	2	vs. LA Tech	12-7-23*
Off. Reb.	2	vs. Little Rock	11-14-23.
Def. Reb.	2	vs. Marquette	11-25-23.
Rebounds	2	vs. LA Tech	12-7-23*
Assists	1	vs. LA Tech	12-7-23.
Blocks	N/A		
Steals	1	vs. LA Tech	12-7-23*
Minutes	13	vs. LA Tech	12-7-23.

CAREER HIGHS

Points	1	vs. Little Rock	11-14-23*
FG Made	N/A		
FG Att.	3	vs. Little Rock	11-14-23.
3FG Made	N/A		
3FG Att.	1	vs. Little Rock	11-14-23.
FT Made	1	vs. Little Rock	11-14-23*
FT Att.	2	vs. LA Tech	12-7-23*
Off. Reb.	2	vs. Little Rock	11-14-23.
Def. Reb.	2	vs. Marquette	11-25-23.
Rebounds	2	vs. LA Tech	12-7-23*
Assists	1	vs. LA Tech	12-7-23*
Blocks	N/A		
Steals	1	vs. LA Tech	12-7-23*
Minutes	13	vs. LA Tech	12-7-23.

SEC HIGHS

Points	N/A		
FG Made	N/A		
FG Att.	N/A		
3FG Made	N/A		
3FG Att.	N/A		
FT Made	N/A		
FT Att.	N/A		
Off. Reb.	N/A		
Def. Reb.	N/A		
Rebounds	N/A		
Assists	N/A		
Blocks	N/A		
Steals	N/A		
Minutes	2	vs. Florida	1-5-23.

NOTABLES

Stat	22-23	23-24	Career
Double Figure Pts	-	-	-
Double Figure Rebs	-	-	-
Double-Doubles	-	-	-
5+ Assists	-	-	-
3+ Blocks	-	-	-
3+ Steals	-	-	-
Led Team in Pts	-	-	-
Led Team in Reb	-	-	-
20+ Points	-	-	-
30+ Points	-	-	-

* Most Recent

GAME NOTES

- Played career-high 13 minutes, registering two boards, one assist and one steal vs. LA Tech
- Made her season debut vs. Little Rock, playing all 10 minutes in the fourth quarter and scoring off a free throw, while adding two offensive rebounds and one steal
- Has logged a steal in all three game appearances this year
- Appeared in 10 games as a true freshman
- Recognized as a 2022 McDonald's All-American nominee
- Tabbed a four-time Oklahoman's Super 5 Honorable Mention choice
- As a senior at Mustang, averaged 12.3 points, 4.3 rebounds and 3.1 assists per game

FASTBREAK WITH KARLEY JOHNSON

- One of nine children
- Majoring in family science
- Wears #20 because her grandpa wore it
- Notes how much she loved how the staff treated her and her family during the recruiting process
- Pregame ritual: puts everything on left to right
- Has English bulldogs named Roxie and Gus and a cat named Toast

#20 JOHNSON, Karley

Opponent	Date	GS	MIN	Total		3-Pointers		Free throws		Rebounds				PF		A		BLK		STL		PTS		AVG
				FG-FGA	PCT	3FG-3FGA	PCT	FT-FTA	PCT	OFF	DEF	TOT	AVG											
Little Rock	11/14/2023		10:00	0-3	.000	0-1	.000	1-2	.500	2	0	2	2.0	0	0	0	0	0	0	1	1	1	1.0	
vs Marquette	11/25/2023		04:09	0-0	.000	0-0	.000	0-0	.000	0	2	2	2.0	0	0	0	0	0	0	1	0	0.5		
Louisiana Tech	12/07/2023		12:57	0-2	.000	0-0	.000	0-2	.000	1	1	2	2.0	2	1	0	0	0	1	0	0.3			
Totals		0	27:06	0-5	.000	0-1	.000	1-4	.250	3	3	6	2.0	2	1	0	0	0	3	1	0.3			

Player Averages

Games Played	Minutes/ game	Points/ game	FG Pct	3FG Pct	FT Pct	Rebounds/ game	Assists/ game	Turnovers/ game	Assist/Turnover ratio	Steals/ game	Blocks/ game
3	9.0	0.3	0.0	0.0	25.0	2.0	0.3	0.0	1.0	1.0	0.0

CAREER STATISTICS

SEASON	TEAM	GP-GS	MIN/AVG	Field Goals		3-Point		F-Throws		Rebounds				Scoring			
				FG-FGA	FG%	3FG-3FGA	3FG%	FT-FTA	FT%	OFF	DEF	TOT	AVG	PF-FO	A	TO	BLK
2022-23	Ark	10-0	26/2.6	0-1	.000	0-0	.000	1-2	.500	1	1	2	0.2	1-0	1	0	0
2023-24	Ark	3-0	27/9.0	0-5	.000	0-1	.000	1-4	.250	3	3	6	2.0	2-0	1	0	0
TOTAL		13-0	54/4.1	0-6	.000	0-1	.000	2-6	.333	4	4	8	0.6	3-0	2	0	0



21 Loren Lindsey | So. | 5-11 | G | Fayetteville, Ark. (Fayetteville HS)

LINDSEY BENCHMARK STATS

SEASON HIGHS

Points	N/A
FG Made	N/A
FG Att.	N/A
3FG Made	N/A
3FG Att.	N/A
FT Made	N/A
FT Att.	N/A
Off. Reb.	N/A
Def. Reb.	N/A
Rebounds	N/A
Assists	1 vs. Little Rock 11-14-23.
Blocks	N/A
Steals	N/A
Minutes	3 vs. Little Rock 11-14-23.

CAREER HIGHS

Points	N/A
FG Made	N/A
FG Att.	N/A
3FG Made	N/A
3FG Att.	N/A
FT Made	N/A
FT Att.	N/A
Off. Reb.	N/A
Def. Reb.	1 vs. LA Tech 3-16-23.
Rebounds	1 vs. LA Tech 3-16-23.
Assists	1 vs. Little Rock 11-14-23.
Blocks	N/A
Steals	N/A
Minutes	5 at Little Rock 11-20-22.

SEC HIGHS

Points	N/A
FG Made	N/A
FG Att.	N/A
3FG Made	N/A
3FG Att.	N/A
FT Made	N/A
FT Att.	N/A
Off. Reb.	N/A
Def. Reb.	N/A
Rebounds	N/A
Assists	N/A
Blocks	N/A
Steals	N/A
Minutes	2 vs. Florida 1-5-23.

NOTABLES

Stat	22-23	23-24	Career
Double Figure Pts	-	-	-
Double Figure Rebs	-	-	-
Double-Doubles	-	-	-
5+ Assists	-	-	-
3+ Blocks	-	-	-
3+ Steals	-	-	-
Led Team in Pts	-	-	-
Led Team in Reb	-	-	-
20+ Points	-	-	-
30+ Points	-	-	-

* Most Recent

GAME NOTES

- Made season debut vs. Little Rock, playing over three minutes and tallying her first career assist
- Appeared in nine games as a true freshman
- Appeared in two SEC games and two of four Postseason WNIT contests
- Played season-high five minutes at Little Rock
- Played at Fayetteville High School, coming to Arkansas as a walk-on
- Tabbbed to All-Conference 6A West All-Defensive Team
- Northwest Arkansas Democrat Gazette Player of the Week (Feb. 2, 2022)

FASTBREAK WITH LOREN LINDSEY

- Finance major
- Grew up in Northwest Arkansas so it was always a dream to play for the Razorbacks, especially with her grandad, dad, uncle and cousins all playing football here
- Wears #21 because her grandpa did
- Favorite food is hibachi and her favorite restaurant in Fayetteville is Kobe
- Favorite movie: Hoosiers
- Has a mini lab, Sadie, and a shih-poo, Coco

#21 LINDSEY, Loren

Opponent	Date	GS	MIN	Total		3-Pointers		Free throws		Rebounds				PF	A	TO	BLK	STL	PTS	AVG
				FG-FGA	PCT	3FG-3FGA	PCT	FT-FTA	PCT	OFF	DEF	TOT	AVG							
Little Rock	11/14/2023		03:36	0-0	.000	0-0	.000	0-0	.000	0	0	0	0.0	0	1	0	0	0	0	0.0
Totals		0	03:36	0-0	.000	0-0	.000	0-0	.000	0	0	0	0.0	0	1	0	0	0	0	0.0

Player Averages

Games Played	Minutes/game	Points/game	FG Pct	3FG Pct	FT Pct	Rebounds/game	Assists/game	Turnovers/game	Assist/Turnover ratio	Steals/game	Blocks/game
1	3.6	0.0	0.0	0.0	0.0	0.0	1.0	0.0	1.0	0.0	0.0

CAREER STATISTICS

				Field Goals		3-Point		F-Throws		Rebounds				Scoring						
SEASON	TEAM	GP-GS	MIN/AVG	FG-FGA	FG%	3FG-3FGA	3FG%	FT-FTA	FT%	OFF	DEF	TOT	AVG	PF-FO	A	TO	BLK	STL	PTS	AVG
2022-23	Ark	9-0	17/1.9	0-0	.000	0-0	.000	0-0	.000	0	1	1	0.1	0-0	0	0	0	0	0	0.0
2023-24	Ark	1-0	4/3.6	0-0	.000	0-0	.000	0-0	.000	0	0	0	0.0	0-0	1	0	0	0	0	0.0
TOTAL		10-0	20/2.0	0-0	.000	0-0	.000	0-0	.000	0	1	1	0.1	0-0	1	0	0	0	0	0.0



23 Carly Keats | So. | 5-8 | G | Choctaw, Miss. (Neshoba Central HS/Jones College)

KEATS BENCHMARK STATS

SEASON HIGHS

Points	14	vs. Little Rock	11-14-23
FG Made	5	vs. Little Rock	11-14-23
FG Att.	13	vs. Little Rock	11-14-23
3FG Made	4	vs. Little Rock	11-14-23
3FG Att.	10	vs. Little Rock	11-14-23
FT Made	4	vs. ULM	11-7-23
FT Att.	5	vs. ULM	11-7-23
Off. Reb.	1	vs. Wisconsin	11-24-23
Def. Reb.	4	vs. Little Rock	11-14-23
Rebounds	4	vs. Little Rock	11-14-23
Assists	1	vs. UAPB	12-10-23*
Blocks	1	at #15 FSU	11-30-23
Steals	2	vs. ULM	11-7-23
Minutes	26	vs. #2 UCLA	12-3-23

CAREER HIGHS

Points	14	vs. Little Rock	11-14-23
FG Made	5	vs. Little Rock	11-14-23
FG Att.	13	vs. Little Rock	11-14-23
3FG Made	4	vs. Little Rock	11-14-23
3FG Att.	10	vs. Little Rock	11-14-23
FT Made	4	vs. ULM	11-7-23
FT Att.	5	vs. ULM	11-7-23
Off. Reb.	1	vs. Wisconsin	11-24-23
Def. Reb.	4	vs. Little Rock	11-14-23
Rebounds	4	vs. Little Rock	11-14-23
Assists	1	vs. UAPB	12-10-23*
Blocks	1	at #15 FSU	11-30-23
Steals	2	vs. ULM	11-7-23
Minutes	26	vs. #2 UCLA	12-3-23

N/A

SEC HIGHS

NOTABLES

Stat	23-24	Career
Double Figure Pts	1	1
Double Figure Rebs	-	-
Double-Doubles	-	-
5+ Assists	-	-
3+ Blocks	-	-
3+ Steals	-	-
Led Team in Pts	-	-
Led Team in Reb	-	-
20+ Points	-	-
30+ Points	-	-

* Most Recent

GAME NOTES

- Coming off a big seven points off the bench vs. Samford
- Has tallied 15 triples this season, holding a .313 percentage from beyond the arc
- Scored season-high 14 points off four 3-pointers vs. Little Rock, playing 25 minutes off the bench
- First off the bench in deep backcourt
- JUCO transfer from Jones College, leading JC to its seventh straight region crown to punch a ticket to the NJCAA DI Tournament with 9.7 points, 3.7 rebounds and 3.5 assists per game
- Named to the All-Region 23 Team at JC
- Started in 28 games as a freshman, finishing the year with 55 made 3-pointers for a 34.8 percentage
- Led Neshoba Central HS to an unblemished 33-0 record and a 5A State Championship in Mississippi

FASTBREAK WITH CARLY KEATS

- Majoring in anthropology
- Native American part of the Mississippi Band of Choctaw Indians
- An incredible stickball player
- Sister, Cori, plays basketball at East Central and brother, Cohen, plays baseball at Rust College
- Wears #23 because Michael Jordan is her favorite player, and she compares her game to his
- Loves the energy/chemistry Arkansas has as a team

#23 KEATS, Carly

Opponent	Date	GS	MIN	Total		3-Pointers		Free throws		Rebounds				PF	A	TO	BLK	STL	PTS	AVG
				FG-FGA	PCT	3FG-3FGA	PCT	FT-FTA	PCT	OFF	DEF	TOT	AVG							
ULM	11/07/2023		18:09	0-7	.000	0-6	.000	4-5	.800	0	0	0	0.0	1	0	2	0	2	4	4.0
Murray St.	11/10/2023		12:28	3-7	.429	3-5	.600	0-0	.000	0	0	0	0.0	0	0	0	0	0	9	6.5
Little Rock	11/14/2023		24:49	5-13	.385	4-10	.400	0-0	.000	0	4	4	1.3	0	0	1	0	0	14	9.0
at Arkansas St.	11/17/2023		06:38	1-2	.500	1-2	.500	0-0	.000	0	1	1	1.3	0	1	0	0	0	3	7.5
Central Ark.	11/20/2023		11:50	0-2	.000	0-2	.000	0-0	.000	0	2	2	1.4	0	0	1	0	0	0	6.0
vs Wisconsin	11/24/2023		08:27	1-2	.500	0-1	.000	2-2	1.000	1	1	2	1.5	1	0	0	0	0	4	5.7
vs Marquette	11/25/2023		15:47	3-6	.500	3-5	.600	0-0	.000	0	0	0	1.3	1	0	2	0	0	9	6.1
at Florida St.	11/30/2023		15:17	1-5	.200	1-3	.333	0-0	.000	0	1	1	1.3	1	0	2	1	0	3	5.8
UCLA	12/03/2023		26:24	0-6	.000	0-4	.000	2-2	1.000	0	1	1	1.2	1	1	0	0	0	2	5.3
Louisiana Tech	12/07/2023		22:02	3-9	.333	2-5	.400	0-0	.000	0	2	2	1.3	0	1	0	0	1	8	5.6
Ark.-Pine Bluff	12/10/2023		12:60	0-2	.000	0-2	.000	0-0	.000	0	0	0	1.2	0	1	0	0	0	0	5.1
Samford	12/16/2023		13:15	3-6	.500	1-3	.333	0-0	.000	0	0	0	1.1	1	0	0	0	0	7	5.3
Totals		0	188:06	20-67	.299	15-48	.313	8-9	.889	1	12	13	1.1	6	4	8	1	3	63	5.3

Player Averages

Games Played	Minutes/ game	Points/ game	FG Pct	3FG Pct	FT Pct	Rebounds/ game	Assists/ game	Turnovers/ game	Assist/Turnover ratio	Steals/ game	Blocks/ game
12	15.7	5.3	29.9	31.3	88.9	1.1	0.3	0.7	0.5	0.3	0.1

CAREER STATISTICS

				Field Goals		3-Point		F-Throws		Rebounds				Scoring						
SEASON	TEAM	GP-GS	MIN/AVG	FG-FGA	FG%	3FG-3FGA	3FG%	FT-FTA	FT%	OFF	DEF	TOT	AVG	PF-FO	A	TO	BLK	STL	PTS	AVG
2023-24	Ark	12-0	188/15.7	20-67	.299	15-48	.313	8-9	.889	1	12	13	1.1	6-0	4	8	1	3	63	5.3
TOTAL		12-0	188/15.7	20-67	.299	15-48	.313	8-9	.889	1	12	13	1.1	6-0	4	8	1	3	63	5.3



30 Maryam Dauda | R-So. | 6-4 | F | Bentonville, Ark. (Bentonville HS)

DAUDA BENCHMARK STATS

SEASON HIGHS

Points	15	vs. Little Rock	11-14-23
FG Made	6	vs. Little Rock	11-14-23
FG Att.	11	vs. UCA	11-20-23
3FG Made	3	vs. UCA	11-20-23*
3FG Att.	6	vs. UCA	11-20-23*
FT Made	6	vs. Samford	12-16-23
FT Att.	6	vs. Samford	12-16-23*
Off. Reb.	6	vs. Wisconsin	11-24-23
Def. Reb.	7	vs. Murray State	11-10-23
Rebounds	11	vs. Wisconsin	11-24-23
Assists	3	vs. Wisconsin	11-24-23
Blocks	3	vs. Samford	12-16-23*
Steals	3	vs. UCA	11-20-23
Minutes	37	vs. Samford	12-16-23

CAREER HIGHS

Points	15	vs. Little Rock	11-14-23
FG Made	6	vs. Little Rock	11-14-23
FG Att.	11	vs. UCA	11-20-23*
3FG Made	3	vs. UCA	11-20-23*
3FG Att.	6	vs. UCA	11-20-23*
FT Made	6	vs. Samford	12-16-23*
FT Att.	6	vs. Samford	12-16-23*
Off. Reb.	6	vs. Wisconsin	11-24-23*
Def. Reb.	7	vs. Murray State	11-10-23*
Rebounds	11	vs. Wisconsin	11-24-23
Assists	3	vs. Wisconsin	11-24-23*
Blocks	3	vs. Samford	12-16-23*
Steals	3	vs. UCA	11-20-23
Minutes	37	vs. Samford	12-16-23

SEC HIGHS

Points	11	at #3/4 LSU	1-19-23
FG Made	5	at #3/4 LSU	1-19-23
FG Att.	8	at #1/1 SC	1-22-23
3FG Made	1	at #3/4 LSU	1-19-23*
3FG Att.	4	at #1/1 SC	1-22-23
FT Made	2	vs. Missouri	3-2-23*
FT Att.	2	vs. Missouri	3-2-23*
Off. Reb.	5	vs. Missouri	3-2-23
Def. Reb.	3	at Miss. State	2-23-23
Rebounds	6	at Miss. State	2-23-23
Assists	3	vs. Missouri	3-2-23*
Blocks	2	vs. Missouri	3-2-23*
Steals	1	vs. No. 1/1 SC	3-3-23*
Minutes	18	vs. Missouri	3-2-23

NOTABLES

Stat	22-23	23-24	Career
Double Figure Pts	4	5	9
Double Figure Rebs	-	1	1
Double-Doubles	-	-	-
5+ Assists	-	-	-
3+ Blocks	1	2	3
3+ Steals	-	1	1
Led Team in Pts	-	-	-
Led Team in Reb	-	1	1
20+ Points	-	-	-
30+ Points	-	-	-

* Most Recent

GAME NOTES

- Registered a near double-double of 11 points & nine boards w/ three blocks vs. Samford
- Has tallied five double-digit scoring games, eight with 6+ rebounds and eight with 2+ blocks
- Has shot 11-of-28 for .393 from beyond the arc
- In SEC, sits fifth in blocks/game (1.8), with her 21 total blocks sitting at No. 24 in the NCAA
- A member of the SEC Basketball Leadership Council
- Appeared in 35 games off the bench as a redshirt freshman last season after recovering from an ACL injury
- Finished the year second in offensive rebounds (45) and fourth in blocks (22) last season
- The 13th ranked player and top ranked post player in the ESPN HoopGurlz 2021 recruiting rankings, as well as consensus five-star prospect and McDonald's All-American

FASTBREAK WITH MARYAM DAUDA

- Majoring in international business
- Born in Nigeria and moved to the U.S. when she was 12
- Father played professional basketball in Belgium, and he has been huge in developing her game
- Favorite pair of shoes: Air Jordan 11 'Cool Grey'
- Favorite TV show: Gilmore Girls
- Favorite thing about playing in the SEC is playing against the best of the best

#30 DAUDA, Maryam

				Total		3-Pointers		Free throws		Rebounds											
Opponent	Date	GS	MIN	FG-FGA	PCT	3FG-3FGA	PCT	FT-FTA	PCT	OFF	DEF	TOT	AVG	PF	A	TO	BLK	STL	PTS	AVG	
ULM	11/07/2023	*	27:08	1-5	.200	0-3	.000	2-4	.500	2	5	7	7.0	3	0	5	2	0	4	4.0	
Murray St.	11/10/2023	*	21:54	1-2	.500	1-1	1.000	0-0	.000	1	7	8	7.5	3	0	1	1	0	3	3.5	
Little Rock	11/14/2023	*	22:03	6-9	.667	1-1	1.000	2-2	1.000	2	5	7	7.3	1	0	2	0	0	15	7.3	
at Arkansas St.	11/17/2023	*	27:04	4-9	.444	3-6	.500	0-0	.000	3	6	9	7.8	3	2	1	2	0	11	8.3	
Central Ark.	11/20/2023	*	30:13	4-11	.364	3-6	.500	3-6	.500	2	6	8	7.8	3	1	1	0	3	14	9.4	
vs Wisconsin	11/24/2023	*	31:20	2-4	.500	0-1	.000	0-0	.000	6	5	11	8.3	4	3	3	2	4	4	8.5	
vs Marquette	11/25/2023	*	19:42	0-1	.000	0-1	.000	2-2	1.000	0	4	4	7.7	2	1	0	1	0	2	7.6	
at Florida St.	11/30/2023	*	29:23	3-9	.333	0-3	.000	0-1	.000	2	4	6	7.5	4	0	0	2	0	6	7.4	
UCLA	12/03/2023	*	28:50	5-9	.556	2-3	.667	2-2	1.000	1	1	2	6.9	3	2	0	2	1	14	8.1	
Louisiana Tech	12/07/2023	*	17:35	3-4	.750	0-0	.000	3-4	.750	1	2	3	6.5	1	0	1	2	0	9	8.2	
Ark.-Pine Bluff	12/10/2023	*	29:42	2-7	.286	0-1	.000	2-2	1.000	2	2	4	6.3	3	0	3	3	0	6	8.0	
Samford	12/16/2023	*	36:46	2-5	.400	1-2	.500	6-6	1.000	5	4	9	6.5	2	0	4	3	1	11	8.3	
Totals			12	321:40	33-75	.440	11-28	.393	22-29	.759	27	51	78	6.5	32	9	20	21	7	99	8.3

Player Averages

Games Played	Minutes/game	Points/game	FG Pct	3FG Pct	FT Pct	Rebounds/game	Assists/game	Turnovers/game	Assist/Turnover ratio	Steals/game	Blocks/game
12	26.8	8.3	44.0	39.3	75.9	6.5	0.8	1.7	0.5	0.6	1.8

CAREER STATISTICS

				Field Goals		3-Point		F-Throws		Rebounds								Scoring		
SEASON	TEAM	GP-GS	MIN/AVG	FG-FGA	FG%	3FG-3FGA	3FG%	FT-FTA	FT%	OFF	DEF	TOT	AVG	PF-FO	A	TO	BLK	STL	PTS	AVG
2022-23	Ark	35-0	386/11.0	47-112	.420	6-24	.250	23-31	.742	45	49	94	2.7	64-0	23	42	22	11	123	3.5
2023-24	Ark	12-12	322/26.8	33-75	.440	11-28	.393	22-29	.759	27	51	78	6.5	32-0	9	20	21	7	99	8.3
TOTAL		47-12	708/15.1	80-187	.428	17-52	.327	45-60	.750	72	100	172	3.7	96-0	32	62	43	18	222	4.7



34 Jenna Lawrence | Fr. | 6-3 | F | Farmington, Ark. (Farmington HS)

LAWRENCE BENCHMARK STATS

SEASON HIGHS

Points	10	vs. LA Tech	12-7-23
FG Made	3	vs. LA Tech	12-7-23
FG Att.	4	vs. LA Tech	12-7-23
3FG Made	1	vs. Samford	12-16-23*
3FG Att.	2	vs. Samford	12-16-23*
FT Made	3	vs. LA Tech	12-7-23
FT Att.	4	vs. LA Tech	12-7-23
Off. Reb.	2	vs. Samford	12-16-23*
Def. Reb.	3	vs. Samford	12-16-23
Rebounds	5	vs. Samford	12-16-23
Assists	1	vs. Little Rock	11-14-23
Blocks	1	vs. #2 UCLA	12-3-23*
Steals	2	vs. #2 UCLA	12-3-23
Minutes	12	vs. LA Tech	12-7-23

CAREER HIGHS

Points	10	vs. LA Tech	12-7-23
FG Made	3	vs. LA Tech	12-7-23
FG Att.	4	vs. LA Tech	12-7-23
3FG Made	1	vs. Samford	12-16-23*
3FG Att.	2	vs. Samford	12-16-23*
FT Made	3	vs. LA Tech	12-7-23
FT Att.	4	vs. LA Tech	12-7-23
Off. Reb.	2	vs. Samford	12-16-23*
Def. Reb.	3	vs. Samford	12-16-23
Rebounds	5	vs. Samford	12-16-23
Assists	1	vs. Little Rock	11-14-23
Blocks	1	vs. #2 UCLA	12-3-23*
Steals	2	vs. #2 UCLA	12-3-23
Minutes	12	vs. LA Tech	12-7-23

SEC HIGHS

N/A

NOTABLES

Stat	23-24	Career
Double Figure Pts	1	1
Double Figure Rebs	-	-
Double-Doubles	-	-
5+ Assists	-	-
3+ Blocks	-	-
3+ Steals	-	-
Led Team in Pts	-	-
Led Team in Reb	-	-
20+ Points	-	-
30+ Points	-	-

* Most Recent

GAME NOTES

- Played nearly nine valuable minutes, logging three points and five boards vs. Samford
- Captured her first collegiate basket vs. Little Rock, finishing with three points, three boards and one block
- Four-star prospect, No. 61 player in the country, according to 2023 HoopGurlz Recruiting Rankings
- A proven winner, coming off leading Farmington HS to the 4A girls state championship and being named MVP, as the Cardinals finished the season on a 26-game winning streak and ended 36-1
- Averaged 18.7 points, 7.1 rebounds and 1.5 blocks per game, while knocking down 99 3-pointers, as a senior
- Won state championships at Melbourne HS as a sophomore before transferring to Farmington
- Tabbed Arkansas Democrat Gazette Player of the Year this past season
- Eclipsed 2,000 career points and 1,000 career rebounds in high school

FASTBREAK WITH JENNA LAWRENCE

- Wears #34 because it was her mom's number
- Calls Farmington home now but wants everyone to know her roots are in Melbourne, Arkansas
- Loves being so close to home so her family and friends can watch her play all of the time
- Her parents are her biggest inspiration
- Was a talented softball player who could pitch and hit homers
- Greatest strength is shooting but also is a great defender, can block shots and has good coordination for her size

#34 LAWRENCE, Jenna

Opponent	Date	GS	MIN	Total		3-Pointers		Free throws		Rebounds				PF	A	TO	BLK	STL	PTS	AVG
				FG-FGA	PCT	3FG-3FGA	PCT	FT-FTA	PCT	OFF	DEF	TOT	AVG							
Murray St.	11/10/2023		08:20	0-3	.000	0-2	.000	0-0	.000	0	1	1	1.0	0	0	1	1	1	0	0.0
Little Rock	11/14/2023		08:00	1-3	.333	0-2	.000	1-2	.500	2	1	3	2.0	1	1	0	1	0	3	1.5
Central Ark.	11/20/2023		05:02	0-1	.000	0-1	.000	0-0	.000	1	0	1	1.7	1	0	0	0	0	0	1.0
vs Marquette	11/25/2023		05:11	0-0	.000	0-0	.000	0-0	.000	0	0	0	1.3	0	0	0	0	0	0	0.8
UCLA	12/03/2023		07:39	0-0	.000	0-0	.000	0-0	.000	0	0	0	1.0	0	0	1	1	2	0	0.6
Louisiana Tech	12/07/2023		11:59	3-4	.750	1-2	.500	3-4	.750	0	1	1	1.0	3	0	0	0	0	10	2.2
Samford	12/16/2023		08:37	1-2	.500	1-2	.500	0-0	.000	2	3	5	1.6	0	0	0	0	0	3	2.3
Totals		0	54:47	5-13	.385	2-9	.222	4-6	.667	5	6	11	1.6	5	1	2	3	3	16	2.3

Player Averages

Games Played	Minutes/game	Points/game	FG Pct	3FG Pct	FT Pct	Rebounds/game	Assists/game	Turnovers/game	Assist/Turnover ratio	Steals/game	Blocks/game
7	7.8	2.3	38.5	22.2	66.7	1.6	0.1	0.3	0.5	0.4	0.4

CAREER STATISTICS

				Field Goals		3-Point		F-Throws		Rebounds				Scoring						
SEASON	TEAM	GP-GS	MIN/AVG	FG-FGA	FG%	3FG-3FGA	3FG%	FT-FTA	FT%	OFF	DEF	TOT	AVG	PF-FO	A	TO	BLK	STL	PTS	AVG
2023-24	Ark	7-0	55/7.8	5-13	.385	2-9	.222	4-6	.667	5	6	11	1.6	5-0	1	2	3	3	16	2.3
TOTAL		7-0	55/7.8	5-13	.385	2-9	.222	4-6	.667	5	6	11	1.6	5-0	1	2	3	3	16	2.3



43 Makayla Daniels | Gr. | 5-8 | G | Frederick, Md. (Frederick HS)

DANIELS BENCHMARK STATS

Points	22	vs. Wisconsin	11-24-23
FG Made	7	vs. Wisconsin	11-24-23*
FG Att.	15	vs. Wisconsin	11-24-23
3FG Made	5	vs. Wisconsin	11-24-23
3FG Att.	10	vs. Wisconsin	11-24-23
FT Made	5	vs. LA Tech	12-7-23
FT Att.	7	vs. UCA	11-20-23
Off. Reb.	4	vs. Wisconsin	11-24-23
Def. Reb.	6	vs. LA Tech	12-7-23
Rebounds	8	vs. Wisconsin	11-24-23
Assists	7	vs. LA Tech	12-7-23
Blocks	1	vs. Wisconsin	11-24-23
Steals	3	vs. Samford	12-16-23*
Minutes	39	vs. UAPB	12-10-23

Points	34	vs. Creighton	12-21-21
FG Made	11	at Vanderbilt	2-9-23*
FG Att.	23	at Vanderbilt	2-9-23
3FG Made	6	vs. Oral Roberts	11-14-19
3FG Att.	11	vs. No. 1/1 SC	3-3-23*
FT Made	8	vs. Texas Tech	3-24-23*
FT Att.	10	vs. Texas Tech	3-24-23*
Off. Reb.	5	at Vanderbilt	1-6-22
Def. Reb.	11	vs. Missouri	3-3-22
Rebounds	14	vs. Missouri	3-3-22
Assists	7	vs. LA Tech	12-7-23*
Blocks	2	vs. SFA	3-20-23*
Steals	6	vs. UCA	12-18-21
Minutes	43	vs. Missouri	3-3-22

Points	31	at Vanderbilt	2-9-23
FG Made	11	at Vanderbilt	2-9-23
FG Att.	23	at Vanderbilt	2-9-23
3FG Made	4	vs. No. 1/1 SC	3-3-23*
3FG Att.	11	vs. No. 1/1 SC	3-3-23*
FT Made	8	vs. Missouri	3-2-23*
FT Att.	10	at Auburn	2-5-23*
Off. Reb.	5	at Vanderbilt	1-6-22
Def. Reb.	11	vs. Missouri	3-3-22
Rebounds	14	vs. Missouri	3-3-22
Assists	6	at Georgia	2-19-23
Blocks	2	vs. Texas A&M	2-26-23
Steals	5	vs. Tennessee	2-16-23
Minutes	43	vs. Missouri	3-3-22

Stat	19-20	20-21	21-22	22-23	23-24	Career
Double Figure Pts	12	19	19	27	9	86
Double Figure Rebs	-	-	1	-	-	1
Double-Doubles	-	-	1	-	-	1
5+ Assists	3	2	7	3	2	17
3+ Blocks	-	-	-	-	-	-
3+ Steals	5	4	1	10	4	24
Led Team in Pts	3	1	8	5	2	19
Led Team in Reb	-	1	7	3	-	11
20+ Points	2	1	5	5	1	14
30+ Points	-	-	2	1	-	3

* Most Recent

GAME NOTES

- Coming off 14 points and three steals vs. Samford, extending streak of games with 3+ steals to four
- Logged season-high 22 points w/ eight rebounds, three assists, two steals & one block vs. Wisconsin
- Named to the Fort Myers Tip-Off All-Tournament Team
- Broke career starts record and games played record at Arkansas, both with 134
- In the SEC, fourth in minutes/gm (32.2), 10th in steals/gm (2.0) & 12th in assist/T0 ratio (1.6)
- Among active SEC players, has the most assists (351), second most steals (216), third most points (1,604), which is also No. 7 all-time in school history, as well as 12th most rebounds (480) in career
- Earned a spot on the All-SEC Preseason Second Team (second straight year), as voted by the league's coaches
- Also fourth in minutes (3854), sixth in FTM (388), steals & 3PT made (200) & 10th in assists in school history
- Logged 27 double-digit scoring games and 12 4+ assists contests last season
- Only one of 14 in the country to start in every game available for with 100+ starts
- Has won more SEC games than any other player in Arkansas WBB history

FASTBREAK WITH MAKAYLA DANIELS

- Graduated college in three years
- Lived in Japan for seven years, as well as Arizona, North Carolina and Maryland, as both her parents served in the military
- Her parents come to every single game (live in Maryland) & have only missed a few over the past five years
- Played with Saylor Poffenbarger's brother in AAU for a little bit
- Wears #43 because 4+3=7 and 7 is her favorite number
- One of the most interesting things about her is she loves piercings

#43 DANIELS, Makayla

Opponent	Date	GS	MIN	Total		3-Pointers		Free throws		Rebounds			PF	A	TO	BLK	STL	PTS	AVG		
				FG-FGA	PCT	3FG-3FGA	PCT	FT-FTA	PCT	OFF	DEF	TOT								AVG	
ULM	11/07/2023	*	33:27	7-11	.636	3-5	.600	0-0	.000	2	0	2	2.0	4	1	0	0	2	17	17.0	
Murray St.	11/10/2023	*	30:30	6-12	.500	1-5	.200	2-2	1.000	1	5	6	4.0	4	1	1	0	0	15	16.0	
Little Rock	11/14/2023	*	20:02	1-1	1.000	0-0	.000	1-2	.500	1	4	5	4.3	2	3	0	0	2	3	11.7	
at Arkansas St.	11/17/2023	*	36:03	3-9	.333	2-7	.286	0-0	.000	0	4	4	4.3	1	2	1	0	1	8	10.8	
Central Ark.	11/20/2023	*	32:54	3-6	.500	1-4	.250	4-7	.571	2	1	3	4.0	3	4	3	0	2	11	10.8	
vs Wisconsin	11/24/2023	*	38:22	7-15	.467	5-10	.500	3-6	.500	4	4	8	4.7	3	3	4	1	2	22	12.7	
vs Marquette	11/25/2023	*	28:49	1-5	.200	1-2	.500	0-0	.000	2	3	5	4.7	4	6	4	0	1	3	11.3	
at Florida St.	11/30/2023	*	34:00	4-10	.400	1-3	.333	1-2	.500	2	4	6	4.9	2	2	1	0	2	10	11.1	
UCLA	12/03/2023	*	33:00	3-10	.300	1-5	.200	3-6	.500	1	2	3	4.7	3	2	1	0	3	10	11.0	
Louisiana Tech	12/07/2023	*	25:52	3-4	.750	1-2	.500	5-6	.833	0	6	6	4.8	0	7	1	0	3	12	11.1	
Ark.-Pine Bluff	12/10/2023	*	39:05	6-9	.667	2-4	.500	2-4	.500	0	4	4	4.7	1	4	2	0	3	16	11.5	
Samford	12/16/2023	*	34:33	5-13	.385	3-8	.375	1-3	.333	1	2	3	4.6	3	2	5	0	3	14	11.8	
Totals			12	386:36	49-105	.467	21-55	.382	22-38	.579	16	39	55	4.6	30	37	23	1	24	141	11.8

Player Averages

Games Played	Minutes/game	Points/game	FG Pct	3FG Pct	FT Pct	Rebounds/game	Assists/game	Turnovers/game	Assist/Turnover ratio	Steals/game	Blocks/game
12	32.2	11.8	46.7	38.2	57.9	4.6	3.1	1.9	1.6	2.0	0.1

CAREER STATISTICS

SEASON	TEAM	GP-GS	MIN/AVG	Field Goals	3-Point	F-Throws	Rebounds	PF-FO	A	TO	BLK	STL	PTS	AVG
2019-20	Ark	32-32	720/22.5	107-216 .495	25-56 .446	60-77 .779	7 48 55 1.7	67-1	77	44	2	45	299	9.3
2020-21	Ark	28-28	801/28.6	101-256 .395	44-120 .367	78-97 .804	9 74 83 3.0	75-2	61	43	4	41	324	11.6
2021-22	Ark	28-28	845/30.2	126-307 .410	40-136 .294	99-125 .792	51 98 149 5.3	74-1	78	42	4	50	391	14.0
2022-23	Ark	34-34	1102/32.4	125-350 .357	70-207 .338	129-168 .768	33 105 138 4.1	90-1	98	71	11	56	449	13.2
2023-24	Ark	12-12	387/32.2	49-105 .467	21-55 .382	22-38 .579	16 39 55 4.6	30-0	37	23	1	24	141	11.8
TOTAL		134-134	3854/28.8	508-1234 .412	200-574 .348	388-505 .768	116 364 480 3.6	336-5	351	223	22	216	1604	12.0



44 Maryn Archer | Fr. | 5-8 | G | Derby, Kan. (Derby HS)

SEASON HIGHS

ARCHER BENCHMARK STATS

N/A

CAREER HIGHS

N/A

SEC HIGHS

N/A

NOTABLES

Stat	23-24	Career
Double Figure Pts	-	-
Double Figure Rebs	-	-
Double-Doubles	-	-
5+ Assists	-	-
3+ Blocks	-	-
3+ Steals	-	-
Led Team in Pts	-	-
Led Team in Reb	-	-
20+ Points	-	-
30+ Points	-	-

- GAME NOTES**
- Has not seen the court as a Hog
 - Enrolled early in January
 - Three-star prospect and ranked as No. 29 by Prep Girls and No. 75 by Blue Star
 - Voted to the Run 4 Roses All-Tournament First Team after dropping 31 points on just 11 shots to lead SW Elite, her AAU team, to the championship game in Louisville
 - Paced Derby HS in assists and steals during her junior season, finishing with 10.0 points, 3.5 re-bounds, 4.6 assists and 2.8 steals per game
 - Played on two different high school teams, leading those squads to state during freshman and junior seasons
 - Tabbed DerbyInformer.com Female Comeback Player of the Year
- FASTBREAK WITH MARYN ARCHER**
- Majoring in clinical psychology
 - One of six siblings (second to youngest)
 - Wears #44 because her brother (Braden) wore it in college (football player)
 - Favorite memory of playing basketball is going up against her brothers in their driveway
 - Ran the 400m and 4x400 relay in high school
 - Favorite ice cream flavor: Oreo

Has not appeared in an Arkansas game during 2023-24 season

* Most Recent

CAREER STATISTICS

Has not appeared in an Arkansas game



55 Emrie Ellis | Jr. | 6-3 | F | Vanoss, Okla. (Vanoss HS)

ELLIS BENCHMARK STATS

Points	6	at A-State	11-17-23
FG Made	2	at A-State	11-17-23
FG Att.	3	vs. Little Rock	11-14-23
3FG Made	2	at A-State	11-17-23
3FG Att.	2	at A-State	11-17-23
FT Made	2	vs. UCA	11-20-23
FT Att.	2	vs. UCA	11-20-23
Off. Reb.	1	vs. Wisconsin	11-24-23*
Def. Reb.	4	vs. Little Rock	11-14-23
Rebounds	4	vs. Little Rock	11-14-23
Assists	1	vs. LA Tech	12-7-23*
Blocks	3	at #15 FSU	11-30-23
Steals	N/A		
Minutes	13	at A-State	11-17-23

SEASON HIGHS

Points	11	vs. Auburn	2-10-22
FG Made	4	vs. Auburn	2-10-22
FG Att.	7	vs. Auburn	2-10-22*
3FG Made	2	at A-State	11-17-23
3FG Att.	3	vs. 1/1 SC	1-17-22*
FT Made	3	vs. Auburn	2-10-22
FT Att.	4	vs. Auburn	2-10-22
Off. Reb.	3	at Vanderbilt	2-9-23*
Def. Reb.	5	at Missouri	2-13-22
Rebounds	8	at Missouri	2-13-22
Assists	2	at Vanderbilt	1-6-22*
Blocks	5	vs. UAPB	11-12-21
Steals	1	vs. Texas Tech	3-24-23*
Minutes	27	vs. Auburn	2-10-22

CAREER HIGHS

Points	11	vs. Auburn	2-10-22
FG Made	4	vs. Auburn	2-10-22
FG Att.	7	vs. Auburn	2-10-22*
3FG Made	1	vs. Texas A&M	2-26-23*
3FG Att.	3	vs. 1/1 SC	1-17-22
FT Made	3	vs. Auburn	2-10-22
FT Att.	4	vs. Auburn	2-10-22
Off. Reb.	3	at Vanderbilt	2-9-23*
Def. Reb.	5	at Missouri	2-13-22
Rebounds	8	at Missouri	2-13-22
Assists	2	vs. Vanderbilt	1-6-22*
Blocks	2	vs. Texas A&M	2-26-23*
Steals	1	at Alabama	1-20-22
Minutes	27	vs. Auburn	2-10-22

SEC HIGHS

Stat	21-22	22-23	23-24	Career
Double Figure Pts	1	-	-	1
Double Figure Rebs	-	-	-	-
Double-Doubles	-	-	-	-
5+ Assists	-	-	-	-
3+ Blocks	2	-	1	3
3+ Steals	-	-	-	-
Led Team in Pts	-	-	-	-
Led Team in Reb	-	-	-	-
20+ Points	-	-	-	-
30+ Points	-	-	-	-

NOTABLES

* Most Recent

GAME NOTES

- Has been out for last two games, key piece off the bench
- Played 11.5 minutes with one board and an assist vs. LA Tech, was out vs. UAPB
- Logged six points going 2-of-2 from 3-point at Arkansas State, which provided a huge spark
- Played 28 games off the bench last season
- Recorded a season-high seven points with two blocks against Texas A&M last season
- Blocked five shots against UAPB in 2021, the most by a freshman Razorback since 2014
- Best career performance came against Auburn, tallying 11 points and five boards as a freshman
- Led the state of Oklahoma in rebounds and blocks in 2018

FASTBREAK WITH EMRIE ELLIS

- Majoring in recreation and sport management
- Wears #55 because it was her dad's number
- Chose Arkansas because of Coach Neighbors' style of play
- Favorite type of food is Mexican and favorite place to eat in Fayetteville is Mojitos
- Started playing basketball when she was four and quit to play softball but quickly came back to it after realizing it was her favorite sport to play
- Would tell people she wanted to be a nurse when she grew up

#55 ELLIS, Emrie

			Total		3-Pointers		Free throws		Rebounds											
Opponent	Date	GS	MIN	FG-FGA	PCT	3FG-3FGA	PCT	FT-FTA	PCT	OFF	DEF	TOT	AVG	PF	A	TO	BLK	STL	PTS	AVG
Little Rock	11/14/2023		05:35	1-3	.333	0-1	.000	0-0	.000	0	4	4	4.0	1	0	0	0	0	2	2.0
at Arkansas St.	11/17/2023		12:56	2-2	1.000	2-2	1.000	0-0	.000	0	0	0	2.0	4	1	0	0	0	6	4.0
Central Ark.	11/20/2023		09:47	0-0	.000	0-0	.000	2-2	1.000	1	1	2	2.0	1	0	1	0	0	2	3.3
vs Wisconsin	11/24/2023		09:30	0-0	.000	0-0	.000	0-0	.000	1	0	1	1.8	2	0	0	0	0	0	2.5
vs Marquette	11/25/2023		11:16	0-1	.000	0-0	.000	0-0	.000	0	0	0	1.4	2	0	0	0	0	0	2.0
at Florida St.	11/30/2023		12:07	0-1	.000	0-0	.000	0-0	.000	0	2	2	1.5	1	0	1	3	0	0	1.7
UCLA	12/03/2023		11:29	1-1	1.000	1-1	1.000	0-0	.000	0	1	1	1.4	1	0	0	2	0	3	1.9
Louisiana Tech	12/07/2023		11:29	0-1	.000	0-0	.000	0-0	.000	0	1	1	1.4	1	1	1	0	0	0	1.6
Totals			0 84:10	4-9	.444	3-4	.750	2-2	1.000	2	9	11	1.4	13	2	6	0	13	1.6	

Player Averages

Games Played	Minutes/game	Points/game	FG Pct	3FG Pct	FT Pct	Rebounds/game	Assists/game	Turnovers/game	Assist/Turnover ratio	Steals/game	Blocks/game
8	10.5	1.6	44.4	75.0	100.0	1.4	0.3	0.3	1.0	0.0	0.8

CAREER STATISTICS

Field Goals																	3-Point				F-Throws				Rebounds				PF-FO				A				TO				BLK				STL				PTS				AVG			
SEASON	TEAM	GP-GS	MIN/AVG	FG-FGA	FG%	3FG-3FGA	3FG%	FT-FTA	FT%	OFF	DEF	TOT	AVG	PF-FO	A	TO	BLK	STL	PTS	AVG																																				
2021-22	Ark	27-0	293/10.9	33-85	.388	3-24	.125	9-13	.692	19	37	56	2.1	40-1	15	22	2	2	78	2.9																																				
2022-23	Ark	28-0	218/7.8	10-32	.313	4-13	.308	5-8	.625	6	30	36	1.3	25-0	4	11	3	2	29	1.0																																				
2023-24	Ark	8-0	84/10.5	4-9	.444	3-4	.750	2-2	1.000	2	9	11	1.4	13-0	2	2	6	0	13	1.6																																				
TOTAL		63-0	596/9.5	47-126	.373	10-41	.244	16-23	.696	27	76	103	1.6	78-1	21	35	31	4	120	1.9																																				

#SIDEBYSIDE



Official Basketball Box Score - Final
ULM at Arkansas
11/07/23 Bud Walton Arena, Fayetteville
2023-24 Women's Basketball

Game Time: 7:00 PM
Game Duration: 2:02
Attendance: 2,630

Officials: Frank Steratore, Katie Lukanich, Kenya Kirkland

ULM - 76

Record: 0-1

NO.	Name	Min	FG M-A	3P M-A	FT M-A	Rebounds OR DR TOT	Fouls PF FD	TP	AS	TO	ST	Blocks BS BA	+/-
11	Kyjal Miles	F 24:39	1-3	0-0	0-0	0 3 3	4 2	2	0	1	1	1	-2
37	Brianna Harris	F 28:14	2-11	0-2	1-1	1 4 5	4 1	5	0	3	0	0	-16
2	Daisha Bradford	G 34:18	6-22	2-8	0-0	1 7 8	4 1	14	5	3	1	0	-5
3	Jakayla Johnson	G 34:26	13-17	2-4	6-9	0 7 7	2 6	34	2	5	2	0	-2
22	Lauren Gross	G 31:55	3-7	1-5	0-0	0 8 8	4 1	7	0	1	2	0	-4
8	Sania Wells	22:06	4-13	2-6	2-2	0 5 5	4 2	12	2	1	0	0	8
21	Katlyn Manuel	19:51	1-3	0-0	0-0	1 1 2	4 0	2	0	2	2	1	-3
14	Myca Trail	01:17	0-1	0-0	0-0	0 0 0	3 0	0	0	0	0	1	1
00	Olivia Knight	03:15	0-2	0-1	0-0	0 2 2	0 0	0	1	0	0	0	-2
Team						4 1 5				0			
Totals			30-79	7-26	9-12	7 38 45	29 13	76	10	16	8	2 6	-5

Technical Fouls: NONE

Shooting By Period			
1 st	FG%	6-22	27.3%
	3PT%	1-6	16.7%
	FT%	2-2	100%
2 nd	FG%	7-18	38.9%
	3PT%	2-7	28.6%
	FT%	1-1	100%
3 rd	FG%	8-17	47.1%
	3PT%	1-5	20.0%
	FT%	1-4	25%
4 th	FG%	9-22	40.9%
	3PT%	3-8	37.5%
	FT%	5-5	100%
GM	FG%	30-79	38.0%
	3PT%	7-26	26.9%
	FT%	9-12	75.0%

Dead Ball Rebounds: 1, 2

Arkansas - 81

Record: 1-0

NO.	Name	Min	FG M-A	3P M-A	FT M-A	Rebounds OR DR TOT	Fouls PF FD	TP	AS	TO	ST	Blocks BS BA	+/-
30	Maryam Dauda	F 27:08	1-5	0-3	2-4	2 5 7	3 2	4	0	5	0	2	0 11
0	Taliah Scott	G 32:13	9-20	2-8	9-13	1 5 6	2 9	29	1	2	0	0	1 13
2	Samara Spencer	G 30:29	3-7	0-1	10-12	1 7 8	0 10	16	2	5	1	0	1 9
4	Saylor Poffenbarger	G 37:51	3-12	0-5	1-2	3 18 21	1 1	7	1	2	1	1	0 7
43	Makayla Daniels	G 33:27	7-11	3-5	0-0	2 0 2	4 3	17	1	0	2	0	0 0
23	Carly Keats	18:10	0-7	0-6	4-5	0 0 0	1 0	4	0	2	2	0	-6
13	Sasha Golofth	18:33	1-5	0-2	2-8	2 5 7	2 4	4	0	0	3	3	0 -6
10	Cristina Sánchez Cerqueira	02:09	0-2	0-0	0-0	1 1 2	0 0	0	0	0	0	0	-3
Team						1 3 4				0			
Totals			24-69	5-30	28-44	13 44 57	13 29	81	5	16	9	6 2 5	

Technical Fouls: NONE

Shooting By Period			
1 st	FG%	5-15	33.3%
	3PT%	2-8	25.0%
	FT%	7-11	63.6%
2 nd	FG%	4-16	25.0%
	3PT%	0-5	0.0%
	FT%	4-10	40%
3 rd	FG%	8-20	40.0%
	3PT%	1-7	14.3%
	FT%	5-6	83.3%
4 th	FG%	7-18	38.9%
	3PT%	2-10	20.0%
	FT%	12-17	70.6%
GM	FG%	24-69	34.8%
	3PT%	5-30	16.7%
	FT%	28-44	63.6%

Dead Ball Rebounds: 8, 0

	ULM	ARK
Biggest lead	5 (1 st 6:05)	14 (4 th 5:42)
Best Scoring Run	8 (2 nd 3:27)	9 (1 st 2:00)
Lead Changes	6	
Times Tied	8	
Time with Lead	06:27	29:37

Points from	ULM	ARK
Turnovers	19	15
Paint	40	38
Second Chance	2	6
Fast Breaks	24	15
Bench	14	8

Period by Period Scoring	1st	2nd	3rd	4th	TOT
ULM	15	17	18	26	76
ARK	19	12	22	28	81



Official Basketball Box Score - Final
Murray St. at Arkansas
11/10/23 Bud Walton Arena, Fayetteville
2023-24 Women's Basketball

Game Time: 10:30 AM
Game Duration: 1:49
Attendance: 11,026

Officials: Puslani Spurlock-Welsh, Cameron Inouye, Kyle Galloway

Murray St. - 79

Record: 0-1

NO.	Name	Min	FG M-A	3P M-A	FT M-A	Rebounds OR DR TOT	Fouls PF FD	TP	AS	TO	ST	Blocks BS BA	+/-
22	Hannah McKay	F 22:48	3-5	1-3	2-2	1 6 7	2 3	9	1	1	1	0	0 3
31	Katelyn Young	C 33:27	3-11	1-4	0-0	0 6 6	3 3	7	0	2	0	3	-5
3	Briley Pena	G 19:39	2-4	2-3	0-0	1 1 2	0 0	6	0	0	0	0	-2
11	Cayson Conner	G 14:41	2-3	1-1	0-0	2 2 4	1 1	5	2	0	4	0	10
21	Bria Sanders-Woods	G 24:47	3-10	1-6	2-4	1 1 2	3 2	9	3	4	2	0	-12
2	Haven Ford	24:34	3-12	3-9	0-0	0 7 7	4 0	9	3	1	2	0	1 5
5	Trinity White	07:53	0-0	0-0	0-0	0 1 1	3 0	0	0	2	0	0	0
14	Ava Learn	21:24	7-15	1-1	0-0	6 3 9	1 1	15	0	2	1	1	-3
23	Zoe Stewart	23:52	7-19	1-5	4-6	0 4 4	4 19	3	4	1	0	2	-8
25	Destiny Thomas	03:54	0-0	0-0	0-0	0 0 0	0 0	0	1	0	0	0	4
12	Jenna Walker	03:02	0-0	0-0	0-0	0 0 0	0 0	0	0	0	0	0	-7
Team						4 2 6				0			
Totals			30-79	11-32	8-12	15 33 48	21 14	79	13	16	11	4 8	-3

Technical Fouls: NONE

Shooting By Period			
1 st	FG%	8-22	36.4%
	3PT%	1-10	10.0%
	FT%	0-0	0%
2 nd	FG%	5-19	26.3%
	3PT%	1-6	16.7%
	FT%	3-4	75%
3 rd	FG%	9-23	39.1%
	3PT%	3-7	42.9%
	FT%	3-6	50%
4 th	FG%	8-15	53.3%
	3PT%	6-9	66.7%
	FT%	2-2	100%
GM	FG%	30-79	38.0%
	3PT%	11-32	34.4%
	FT%	8-12	66.7%

Dead Ball Rebounds: 2, 0

Arkansas - 82

Record: 2-0

NO.	Name	Min	FG M-A	3P M-A	FT M-A	Rebounds OR DR TOT	Fouls PF FD	TP	AS	TO	ST	Blocks BS BA	+/-
30	Maryam Dauda	F 21:54	1-2	1-1	0-0	1 7 8	3 1	3	0	1	0	1	0 0
0	Taliah Scott	G 34:30	9-20	0-4	7-7	0 3 3	0 6	25	1	5	0	0	2 14
2	Samara Spencer	G 38:09	4-9	2-5	1-2	0 5 5	2 4	11	7	4	0	0	0 0
4	Saylor Poffenbarger	G 31:57	4-9	0-2	2-4	1 11 12	3 3	10	3	3	3	0	13
43	Makayla Daniels	G 30:30	6-12	1-5	2-2	1 6 6	4 5	15	1	1	0	0	1 12
13	Sasha Golofth	17:14	3-5	0-1	3-5	2 0 2	0 2	9	0	2	0	3	0 1
34	Jenna Lawrence	08:20	0-3	0-2	0-0	0 1 1	0 0	0	0	1	1	1	-6
23	Carly Keats	12:28	3-7	3-5	0-0	0 0 0	0 0	9	0	0	0	0	-14
10	Cristina Sánchez Cerqueira	04:58	0-1	0-0	0-0	2 2 2	0 0	0	1	0	0	0	-5
Team						3 0 3				0			
Totals			30-68	7-25	15-20	8 34 42	14 21	82	13	18	4	8 4 3	

Technical Fouls: NONE

Shooting By Period			
1 st	FG%	5-19	26.3%
	3PT%	2-6	33.3%
	FT%	4-8	50%
2 nd	FG%	13-20	65.0%
	3PT%	3-9	33.3%
	FT%	2-2	100%
3 rd	FG%	8-16	50.0%
	3PT%	2-5	40.0%
	FT%	3-4	75%
4 th	FG%	4-13	30.8%
	3PT%	0-5	0.0%
	FT%	6-6	100%
GM	FG%	30-68	44.1%
	3PT%	7-25	28.0%
	FT%	15-20	75.0%

Dead Ball Rebounds: 2, 2

	MSU	ARK
Biggest lead	5 (1 st 2:02)	24 (3 rd 7:22)
Best Scoring Run	9 (3 rd 0:48)	11 (2 nd 6:43)
Lead Changes	3	
Times Tied	4	
Time with Lead	04:57	30:52

Points from	MSU	ARK
Turnovers	30	12
Paint	28	44
Second Chance	9	4
Fast Breaks	14	20
Bench	43	18

Period by Period Scoring	1st	2nd	3rd	4th	TOT
MSU	17	14	24	24	79
ARK	16	31	21	14	82



Official Basketball Box Score - Final
Little Rock at Arkansas
11/14/23 Bud Walton Arena, Fayetteville
2023-24 Women's Basketball

Game Time: 7:00 PM
Game Duration: 1:40
Attendance: 2,508

Officials: Michael McConnell, Talisa Green, Brenda Pantoja

Little Rock - 36

Record: 0-3

NO.	Name	Min	FG M-A	3P M-A	FT M-A	Rebounds OR DR TOT	Fouls PF FD	TP	AS	TO	ST	Blocks BS BA	+/-
5	Jordan Holman	F 30:06	2-9	0-1	2-4	2 4 6	3 2	6	2	2	1	0	1 -36
11	Faith Lee	F 23:36	1-10	0-0	0-0	0 0 0	4 1	2	1	6	0	0	3 -32
2	Jaiyah Harris-Smith	G 30:00	1-4	0-1	2-2	0 4 4	2 2	4	3	3	0	0	-31
3	Jayla Brooks	G 17:18	3-6	0-1	0-0	1 1 2	5 1	6	1	1	1	0	-18
10	Lamariyee Williams	G 30:13	1-6	0-0	0-0	1 2 3	4 0	2	3	4	0	0	-18
23	Annermarie Batista	28:45	5-14	3-10	0-0	2 3 5	2 0	13	0	0	0	2	-29
4	Sha'Nequa Henry	18:50	1-3	0-0	1-2	0 2 2	0 1	3	0	0	1	0	-14
24	Camryn James	07:42	0-2	0-0	0-0	2 1 3	2 0	0	1	2	0	0	-14
1	Mira Hanna	07:27	0-2	0-0	0-0	0 2 2	1 0	0	0	1	0	0	-13
8	Courtney Davis	06:04	0-1	0-0	0-0	0 3 3	0 0	0	0	1	0	0	-2
Team						3 3 6				0			
Totals			14-57	3-13	5-8	11 25 36	23 7	36	11	20	3	2 8	-41

Technical Fouls: NONE



Official Basketball Box Score - Final
Central Ark. at Arkansas
11/20/23 Bud Walton Arena, Fayetteville
2023-24 Women's Basketball

Game Time: 7:00 PM
Game Duration: 1:46
Attendance: 4,194

Officials: Felicia Grinter, Salf Esho, Gina Cazantrazi

Central Ark. - 67

Record: 2-2

NO. Name	Min	FG M-A	3P M-A	FT M-A	Rebounds OR DR TOT	Fouls PF FD	TP	AS	TO	ST	Blocks BS BA	+/-
30 Kierra Prim	F 13:17	0-1	0-0	0-0	1 2 3	2 1 0	0	0	1	0	0 1	-20
42 Cheryenne Banks	F 26:38	1-3	0-0	3-4	4 5 9	3 4 5	0	1	0	0	0 0	-13
0 Jade Upshaw	G 24:34	6-13	4-9	0-0	0 0 0	3 1	16	3	2	1	0 0	-8
3 Randra Wright	G 21:43	5-10	1-1	3-4	0 2 2	4 2	14	2	1	0	1 0	-1
22 Leah Mafua	G 21:39	3-8	0-3	1-1	0 2 2	5 2	7	2	2	1	0 1	-11
1 Kinley Fisher	26:50	4-8	3-6	0-0	2 2 4	1 0	11	2	5	1	0 0	-15
5 Bree Stephens	25:50	4-8	2-5	0-0	0 1 1	2 0	10	2	1	3	0 0	3
4 Cheryenne Banks	14:05	0-3	0-1	2-2	0 2 2	2 2	2	1	2	0	0 0	-1
24 Jenna Rose Mafua	10:42	0-0	0-0	0-0	1 2 3	1 0	0	1	0	2	0 0	9
12 Destine Duckworth	08:51	0-1	0-1	2-2	1 4 5	0 1	2	0	2	0	0 0	-7
32 Elizabeth Abiara	05:24	0-0	0-0	0-0	0 2 2	0 0	0	0	0	0	0 0	9
23 Kaidyn Beckwith	00:27	0-0	0-0	0-0	0 0 0	0 0	0	0	0	0	0 0	0
Team					1 1 2		0					
Totals		23-55	10-26	11-13	10 25 35	23 13	67	13	17	8	1 3	-14

Technical Fouls: NONE

Dead Ball Rebounds: 2, 0

Arkansas - 81

Record: 5-0

NO. Name	Min	FG M-A	3P M-A	FT M-A	Rebounds OR DR TOT	Fouls PF FD	TP	AS	TO	ST	Blocks BS BA	+/-
30 Maryam Dauda	F 30:13	4-11	3-6	3-6	2 6 8	3 3	14	1	1	3	0 0	14
0 Taliah Scott	G 35:55	7-17	0-3	3-3	0 4 4	2 2	17	3	3	0	0 0	15
2 Samara Spencer	G 23:16	5-9	2-4	4-4	0 2 2	0 4	16	1	1	1	0 0	19
4 Saylor Poffenbarger	G 26:47	6-10	3-4	2-2	1 5 6	1 3	17	0	0	2	1 0	25
43 Makayla Daniels	G 32:54	3-6	1-4	4-7	2 1 3	3 7	11	4	3	2	0 0	22
13 Sasha Golorth	17:49	1-3	0-0	2-3	2 0 2	0 3	4	1	2	1	1 0	0
55 Emrie Ellis	09:47	0-0	0-0	2-2	1 1 2	1 1	2	0	0	0	1 0	0
10 Cristina Sánchez Cerqueira	06:27	0-0	0-0	0-0	0 0 0	0 0	2	0	1	0	0 0	0
23 Carly Keats	11:50	0-2	0-2	0-0	0 2 2	0 0	0	0	1	0	0 0	-16
34 Jenna Lawrence	05:02	0-1	0-1	0-0	1 0 1	1 0	0	0	0	0	0 0	-9
Team					2 0 2		0					
Totals		26-59	9-24	20-27	11 21 32	13 23	81	11	11	9	3 1	14

Technical Fouls: NONE

Dead Ball Rebounds: 4, 1

	UCA	ARK
Biggest lead	0 (1 st 10:00)	20 (2 nd 2:59)
Best Scoring Run	12 (2 nd 0:35)	9 (1 st 5:42)
Lead Changes	0	
Times Tied	1	
Time with Lead	00:00	38:57

Points from	UCA	ARK
Turnovers	12	20
Paint	24	24
Second Chance	9	14
Fast Breaks	9	9
Bench	25	6

Period by Period Scoring	UCA	ARK
1st	12	20
2nd	21	10
3rd	21	24
4th	24	67
TOT	78	81



Official Basketball Box Score - Final
Wisconsin at Arkansas
11/24/23 Suncoast Credit Union Arena, Fort Myers, Fla.
2023-24 Women's Basketball

Game Time: 2:00 PM
Game Duration: 1:47
Attendance: 654

Officials: Talisa Green, Eric Baker, Ashlee Goode

Wisconsin - 62

Record: 3-2

NO. Name	Min	FG M-A	3P M-A	FT M-A	Rebounds OR DR TOT	Fouls PF FD	TP	AS	TO	ST	Blocks BS BA	+/-
25 Serah Williams	F 36:13	2-7	0-2	5-7	1 8 9	1 6	9	1	5	1	1 2	-6
3 Brooke Schramek	G 25:49	2-8	1-4	1-2	0 2 2	4 1	6	2	3	0	0 2	-2
13 Ronnie Porter	G 38:40	3-15	2-5	0-0	2 8 10	3 1	8	1	2	5	1 1	-6
23 D'Yanis Jimenez	G 34:13	6-10	2-2	3-4	0 4 4	2 4	17	2	3	1	0 0	6
24 Natalie Leuzinger	G 22:16	4-6	1-2	0-0	1 3 2	5 0	9	0	1	0	0 0	-4
15 Sania Copeland	32:05	4-8	3-6	0-0	0 3 3	2 2	11	5	3	0	0 1	-8
11 Anna Guillen	09:47	1-2	0-1	0-0	0 0 0	1 0	2	1	0	0	1 0	3
12 Tessa Grady	00:56	0-0	0-0	0-0	0 1 1	0 0	0	0	1	0	0 0	2
Team					2 7 9		0					
Totals		22-56	9-22	9-13	6 34 40	18 14	62	12	18	7	3 6	-3

Technical Fouls: NONE

Shooting By Period		
1 st	FG%	6-16 37.5%
	3PT%	5-7 71.4%
	FT%	1-2 50%
2 nd	FG%	6-14 42.9%
	3PT%	2-5 40.0%
	FT%	0-0 0%
3 rd	FG%	6-17 35.3%
	3PT%	1-5 20.0%
	FT%	1-1 100%
4 th	FG%	4-9 44.4%
	3PT%	1-5 20.0%
	FT%	7-10 70%
GM	FG%	22-56 39.3%
	3PT%	9-22 40.9%
	FT%	9-13 69.2%

Dead Ball Rebounds: 1, 0

Arkansas - 65

Record: 6-0

NO. Name	Min	FG M-A	3P M-A	FT M-A	Rebounds OR DR TOT	Fouls PF FD	TP	AS	TO	ST	Blocks BS BA	+/-
30 Maryam Dauda	F 31:20	2-4	0-1	0-0	6 5 11	4 0	4	3	2	2	3 0	8
0 Taliah Scott	G 37:56	6-20	4-12	2-2	0 5 5	1 2	18	1	1	1	0 0	3
2 Samara Spencer	G 35:15	3-17	3-11	4-6	1 5 6	1 5	13	2	3	2	1 0	-2
4 Saylor Poffenbarger	G 32:28	2-8	0-4	0-4	3 7 10	1 3	4	2	1	3	1 1	7
43 Makayla Daniels	G 38:22	7-15	5-10	3-6	4 4 8	3 5	22	3	4	2	1 1	4
13 Sasha Golorth	06:42	0-4	0-2	0-0	0 0 0	0 1	1	0	0	0	0 1	-4
55 Emrie Ellis	09:30	0-0	0-0	0-0	1 0 1	2 1	0	0	0	0	0 0	-5
23 Carly Keats	08:27	1-2	0-1	2-2	1 1 2	1 1	4	0	0	0	0 0	4
Team					3 4 7		0					
Totals		21-70	12-41	11-20	19 31 50	14 18	65	11	14	10	6 3	3

Technical Fouls: NONE

FT%	6-10	60%
GM FG%	21-70	30.0%
3PT%	12-41	29.3%
FT%	11-20	55.0%

Dead Ball Rebounds: 5, 0

Dead Ball Rebounds: 5, 0

	Wisc	Ark
Biggest lead	10 (3 rd 9:40)	11 (4 th 4:46)
Best Scoring Run	14 (2 nd 0:53)	11 (2 nd 4:15)
Lead Changes	5	
Times Tied	6	
Time with Lead	19:55	13:26

Points from	Wisc	Ark
Turnovers	4	15
Paint	24	12
Second Chance	9	19
Fast Breaks	18	14
Bench	13	4

Period by Period Scoring	Wisc	Ark
1st	18	14
2nd	14	14
3rd	16	62
4th	16	62
TOT	64	65



Official Basketball Box Score - Final
Marquette at Arkansas
11/25/23 Suncoast Credit Union Arena, Fort Myers, Fla.
2023-24 Women's Basketball

Game Time: 5:00 PM
Game Duration: 1:34
Attendance: 527

Officials: Jody Cantrell, Royce Blevins, Cara Saggio

Marquette - 74

Record: 6-1

NO. Name	Min	FG M-A	3P M-A	FT M-A	Rebounds OR DR TOT	Fouls PF FD	TP	AS	TO	ST	Blocks BS BA	+/-
20 Frannie Hottinger	F 30:20	6-9	0-1	0-0	4 8 12	1 2	12	1	2	2	2 1	15
32 Liza Karlen	F 25:39	9-16	0-2	2-3	3 6 9	1 5	20	0	1	0	1 1	13
3 Rose Nkumu	G 31:15	5-7	2-3	2-2	0 1 1	2 4	14	7	0	3	0 0	15
12 Mackenzie Hare	G 26:51	3-11	1-6	2-2	0 5 5	3 1	9	1	2	0	0 3	15
23 Jordan King	G 21:17	4-12	1-5	0-0	0 2 2	3 2	9	1	2	0	0 0	16
11 Skylar Forbes	21:41	0-1	0-0	2-2	1 2 3	0 1	2	0	0	1	0 0	7
1 Lee Volker	22:23	1-5	0-1	2-2	1 2 3	1 1	4	2	1	2	0 1	12
4 Abbey Cracknell	12:23	2-3	0-1	0-0	0 3 3	2 0	4	1	0	1	0 0	-8
2 Bridget Ulberg	08:11	0-1	0-0	0-0	0 0 0	0 0	0	1	0	0	0 0	-5
Team					2 1 3		0					
Totals		30-65	4-19	10-11	11 30 41	13 16	74	14	8	9	3 6	16

Technical Fouls: NONE

Shooting By Period			
1 st	FG%	10-19	52.6%
	3PT%	1-5	20.0%
	FT%	2-2	100%
2 nd	FG%	9-14	64.3%
	3PT%	2-3	66.7%
	FT%	3-4	75%
3 rd	FG%	6-18	33.3%
	3PT%	0-5	0.0%
	FT%	5-5	100%
4 th	FG%	5-14	35.7%
	3PT%	1-6	16.7%
	FT%	0-0	0%
GM	FG%	30-65	46.2%
	3PT%	4-19	21.1%
	FT%	10-11	90.9%

Dead Ball Rebounds: 1, 0

Arkansas - 58

Record: 6-1

NO. Name	Min	FG M-A	3P M-A	FT M-A	Rebounds OR DR TOT		Fouls PF FD	TP	AS	TO	ST	Blocks BS BA	+/-	
30 Maryam Dauda	F 19:42	0-1	0-1	2-2	0	4	4	2	1	0	0	1	0	
0 Taliah Scott	G 35:09	6-14	2-7	7-8	0	3	3	3	21	0	2	0	0	
2 Samara Spencer	G 32:44	2-8	1-3	3-5	0	2	2	1	4	8	3	1	2	
4 Saylor Poffenbarger	G 23:55	5-11	3-7	0-0	1	6	7	1	0	13	2	1	0	
43 Makayla Daniels	G 28:49	1-5	1-2	0-0	2	3	5	4	2	3	6	4	0	
13 Sasha Golof	14:16	0-5	0-1	0-0	0	2	2	0	0	0	0	1	1	
55 Emrie Ellis	11:16	0-1	0-0	0-0	0	0	0	2	1	0	0	0	0	
23 Carly Keats	15:47	3-6	3-5	0-0	0	0	0	1	9	0	2	0	0	
10 Cristina Sánchez Cerqueira	09:02	1-3	0-1	0-0	1	0	1	0	2	0	3	0	0	
34 Jenna Lawrence	05:11	0-0	0-0	0-0	0	0	0	0	0	0	0	0	0	
20 Karley Johnson	04:09	0-0	0-0	0-0	0	2	2	0	0	0	0	1	0	
Team					4	2	6		0		0			
Totals		18-54	10-27	12-15	8	24	32	16	13	58	12	15	3	6
Technical Fouls: NONE														

#SIDEBYSIDE



Official Basketball Box Score - Final
UCLA at Arkansas
12/03/23 Bud Walton Arena, Fayetteville
2023-24 Women's Basketball

Game Time: 2:00 PM
Game Duration: 1:45
Attendance: 4,261

Officials: Michael McConnell, Angelica Sutfren, Reyniya Seales

UCLA - 81 Record: 7-0

NO.	Name	Min	FG		3P	FT	Rebounds			Fouls		TP	AS	TO	ST	Blocks		+/-	
			M-A	M-A	M-A	M-A	OR	DR	TOT	PF	FD					BS	BA		
32	Angela Dugalic	F 22:41	4-11	1-4	0-0	0	6	3	9	3	1	9	5	5	1	1	1	0	7
51	Lauren Betts	C 24:48	9-9	0-0	2-3	4	6	10	1	3	20	0	3	0	2	0	2	0	24
1	Kiki Rice	G 33:59	5-11	2-5	0-0	0	8	8	2	12	5	4	2	2	1	1	14		
20	Charisma Osborne	G 33:16	2-7	2-6	2-2	0	8	8	3	0	8	6	4	0	2	0	0	14	
35	Camryn Brown	G 14:60	1-1	0-0	2-2	0	0	0	0	2	1	4	1	0	0	2	0	4	
23	Gabriela Jaquez	29:02	3-10	1-3	3-4	3	8	11	4	2	10	1	2	2	0	3	13		
3	Londynn Jones	22:07	4-14	2-8	2-2	0	2	2	3	3	12	0	1	1	0	1	3		
22	Christeen Iwuala	13:02	3-6	0-0	0-0	0	3	0	3	2	6	2	0	0	0	0	0	2	
33	Amanda Muse	04:36	0-0	0-0	0-0	0	0	0	0	0	0	0	1	0	0	0	0	0	-3
43	Izzy Anstey	01:29	0-0	0-0	0-0	0	1	1	0	0	0	0	0	0	1	0	0	0	-3
Team							3	1	4				0	2					
Totals				31-69	8-26	11-13	19	37	56	18	14	81	20	22	7	7	6	15	

Technical Fouls: NONE

Dead Ball Rebounds: 1, 1

Arkansas - 66

Record: 7-2

NO.	Name		Min	FG M-A	3P M-A	FT M-A	Rebounds OR DR TOT	Fouls PF FD	TP	AS	TO	ST	Blocks BS BA	+/-
30	Maryam Dauda	F	28:50	5-9	2-3	2-2	1 1 2	3 1	14	2	0	1	2	-9
0	Taliah Scott	G	38:55	6-21	3-7	8-9	0 2 2	1 7	23	1	4	1	0	-12
2	Samara Spencer	G	21:41	1-4	0-0	0-0	0 2 2	3 2	2	1	2	3	0	-1
4	Saylor Poffenbarger	G	28:23	5-13	2-4	0-0	1 6 7	0 2	12	0	2	1	0	-22
43	Makayla Daniels	G	33:00	3-10	1-5	3-6	3 3 6	3 10	2	1	3	0	0	-12
23	Carly Keats	B	26:24	0-6	0-4	2-2	0 1 1	1 1	2	1	0	0	0	-1
55	Emrie Ellis	F	11:29	1-1	1-1	0-0	0 1 1	1 0	3	0	0	0	2	-5
10	Cristina Sánchez Cerqueira	F	03:39	0-0	0-0	0-0	0 1 1	2 0	0	0	0	0	0	-4
34	Jenna Lawrence	F	07:39	0-0	0-0	0-0	0 0 0	0 0	0	0	1	2	1	0
Team							5 2 7		0	2				
Totals				21-64	9-24	15-19	8 18 26	15 18	66	7	12	11	6 7	-15

Technical Fouls: Coach 2nd 7:41

Dead Ball Rebounds: 1, 2

	UCLA	ARK
Biggest lead	30 (3 rd 0:35)	6 (1 st 8:39)
Best Scoring Run	15 (2 nd 4:56)	15 (4 th 4:00)
Lead Changes	1	
Times Tied	0	
Time with Lead	35:59	03:31

Points from	UCLA	ARK
Turnovers	20	13
Paint	40	22
Second Chance	20	10
Fast Breaks	19	7
Bench	28	5

Period by Period Scoring	UCLA	ARK
1st	14	19
2nd	20	11
3rd	22	9
4th	11	6
TOT	66	45



Official Basketball Box Score - Final
Louisiana Tech at Arkansas
12/07/23 Bud Walton Arena, Fayetteville
2023-24 Women's Basketball

Game Time: 7:00 PM
Game Duration: 1:40
Attendance: 2,599

Officials: Kevin Pethel, Denise Brooks, Katie Lukanich

Louisiana Tech - 60 Record: 2-7

NO.	Name		Min	FG M-A	3P M-A	FT M-A	Rebounds OR DR TOT	Fouls PF FLD	TP	AS	TO	ST	BS Blocks	+/-				
32	Kate Thompson	F	19:08	2-3	1-1	1-2	2	2	4	1	6	0	1	2	1	0	-12	
44	Anna Larr Robertson	F	22:49	3-7	0-1	0-0	2	6	8	1	1	6	0	3	1	0	-26	
10	Salma Bates	G	27:26	5-16	1-5	0-1	1	2	3	2	3	11	0	3	1	0	-28	
22	Janna Morris	G	21:39	4-12	0-2	0-0	0	1	1	2	0	8	0	1	1	0	-40	
23	Silvia Nativi	G	22:06	1-5	0-3	2-3	1	4	5	1	2	4	2	2	1	0	-11	
3	Robyn Lee		23:40	7-11	0-1	1-2	1	4	5	2	2	15	2	2	1	0	-13	
34	Ayen Angoi		13:21	0-1	0-0	0-0	0	2	2	0	0	0	0	1	0	0	-23	
0	Evie Goetz		15:45	0-2	0-1	0-0	2	1	3	3	0	0	3	0	1	1	-16	
1	Autumn Smith		18:02	0-7	0-4	0-2	0	2	2	1	1	3	2	2	1	0	-9	
45	Anja Bukvic		16:04	3-5	1-2	0-0	0	1	1	1	0	7	1	3	0	0	-22	
Team							1	1	2			0	0					
Totals				25-69	3-20	7-12	10	26	36	17	10	60	10	18	9	2	2	-40

Technical Fouls: NONE

Dead Ball Rebounds: 3, 0

Arkansas - 100

Record: 9-2

NO.	Name		Min	FG M-A	3P M-A	FT M-A	Rebounds OR DR TOT	Fouls PF FD	TP	AS	TO	ST	Blocks BS BA	+/-
30	Maryam Dauda	F	17:35	3-4	0-0	3-4	1 2 3	1 2 9	0	1	0	2	0	29
0	Taliah Scott	G	31:00	12-16	5-8	0-4	0 2 2	1 3 29	1	3	1	0	0	40
2	Samara Spencer	G	29:24	7-12	3-8	3-6	1 7 8	0 4 20	6	3	2	0	0	38
4	Saylor Poffenbarger	G	21:33	5-11	2-3	0-0	2 9 11	0 0 12	2	2	5	0	0	29
43	Makayla Daniels	G	25:52	3-4	1-2	5-6	0 6 6	0 5 12	7	1	3	0	0	36
23	Carly Keats		22:02	3-9	2-5	0-0	0 2 2	0 0 8	1	0	1	0	0	14
55	Emrie Ellis		11:29	0-1	0-0	0-0	0 1 1	1 0 0	0	1	0	0	1	10
34	Jenna Lawrence		11:59	3-4	1-2	3-4	0 1 1	3 2 10	0	0	0	0	0	6
10	Cristina Sánchez Cerqueira		10:56	0-1	0-0	0-0	0 2 2	2 0 0	0	0	0	0	0	1
20	Karley Johnson		12:57	0-0	0-0	0-2	1 1 2	2 1 0	0	1	0	1	0	1
51	Bea Franklin		05:13	0-1	0-0	0-0	1 0 1	0 0 0	0	0	0	0	0	-4
Team							1 2 3							
Totals				36-65	14-28	14-26	7 35 42	11 17 100	19	11	13	2	2	40

Technical Fouls: Bench 4th 13:13

Dead Ball Rebounds: 8, 1

	LATECH	ARK
Biggest lead	0 (1 st 10:00)	44 (4 th 6:44)
Best Scoring Run	7 (3 rd 7:25)	22 (4 th 9:04)
Lead Changes	0	
Times Tied	0	
Time with Lead	00:00	39:41

Points from	LATECH	ARK
Turnovers	8	13
Paint	28	42
Second Chance	1	12
Fast Breaks	9	17
Bench	25	18

Period by Period Scoring	LATECH	ARK
1st	12	12
2nd	12	17
3rd	19	60
4th	10	7
TOT	53	96



Official Basketball Box Score - Final
Ark-Pine Bluff at Arkansas
12/10/23 Bud Walton Arena, Fayetteville
2023-24 Women's Basketball

Game Time: 1:00 PM
Game Duration: 1:53
Attendance: 3,330

Officials: Brian Hall, Brenda Partridge, Cori Chambers

Ark-Pine Bluff - 74

Record: 4-7

NO.	Name	Min	FG		3P		FT		Rebounds		Fouls		TP	AS	TO	ST	Blocks		+/-									
			M-A	M-A	M-A	M-A	OR	DR	TOT	PF	FD	BS					BA											
23	Maori Davenport	C 25:51	2-4	0-0	2-2	6	4	10	3	1	6	0	5	1	1	1	0											
00	Zaay Green	G 34:48	8-22	2-2	3-3	5	4	9	3	3	21	4	3	3	0	4	3											
5	Jelissa Reese	G 25:11	3-6	0-0	1-2	4	1	5	4	3	7	3	2	3	0	0	-7											
15	Coriah Beck	G 38:17	6-21	2-8	1-1	0	5	5	3	1	15	3	0	1	2	0	5											
25	Kaila Walker	G 26:39	0-4	0-2	3-3	0	0	0	3	1	3	1	2	0	0	0	-1											
54	Maya Peat	12:07	0-6	0-2	3-3	6	1	2	4	0	1	1	1	1	2	4												
3	Demetria Shephard	21:23	4-11	4-9	0	1	5	6	2	2	12	0	1	0	1	1	15											
4	Kourtney Rittenberg	13:39	2-3	0-0	2	4	6	1	3	4	0	0	0	1	1	0	1											
14	Azaria Robinson	02:05	1-1	0-0	0	0	0	0	0	2	0	0	0	0	0	0	0											
Team					1		4		5		7		0		1													
Totals			28-78		8-21		10-15		22		30		26		14		11		15		10		6		8		4	

TV/RADIO CHART



Taliah Scott

0

Fr. | G | FR | 5-9
Orange Park, Fla.
St. Johns Country Day
Major: History

GP-GS	PPG	RPG	APG	MPG
12-12	23.2	3.6	1.3	35.4
Season Highs:	34 (11/17)	6 (12/10)	3 (11/20)	40 (12/10)
Career Highs:	Same			

- Registered nine points and two assists vs. Samford
- Awarded SEC Freshman of the Week four consecutive weeks
- Logged 29 points vs. ULM, most by a freshman in Arkansas debut
- Leads SEC in scoring, FTM (66), FTA (82), FGM (92) & FGA (82)
- In NCAA, second in total points (278), second in FTM, third in FGA, fifth in 3PA, seventh in FGM & eighth in PPG
- No. 11 ranked 2023 player in the country and five-star prospect
- Named McDonald's All-American and Florida Gatorade POY



Samara Spencer

2

Jr. | G | 2L | 5-7
Fort Lauderdale, Fla.
St. Thomas Aquinas
Major: Rec & Sport Management

GP-GS	PPG	RPG	APG	MPG
12-12	11.7	4.3	3.4	31.1
Season Highs:	20 (12/16)	8 (12/10)	7 (11/10)	38 (11/10)
Career Highs:	32 (12/22)	9 (1/8/23)	11 (3/16/23)	43 (1/29/23)

- Registered 20 points, five rebounds & four assists vs. Samford
- Became 33rd member of 1K club at Arkansas w/ 15 points at FSU
- Ranks sixth in FTM (37), eighth in FT% (.740), ninth in FTA (50) & 13th in assists/gm in SEC
- No. 15 in career assists (291), 4th in SEC among active players
- Leading returning scorer w/ 14.4 PPG and a team-leading 154 assists
- No. 7 most assists in a single season at Arkansas last season
- 2022 SEC Freshman of the Year, first for Arkansas since 2009



Saylor Poffenbarger

4

R-So. | G | 1L/TR | 6-2
Middletown, Md.
Middletown/UConn
Major: Communications

GP-GS	PPG	RPG	APG	MPG
12-12	10.3	11.8	1.8	30.4
Season Highs:	17 (11/20)	23 (11/30)	4 (11/17)	39 (12/10)
Career Highs:	24 (1/8/23)	23 (11/30)	6 (11/26/22)	43 (1/29/23)

- Coming off two points and 13 rebounds vs. Samford
- Broke single-game record in rebounds w/ 23 at #15 FSU for second double-double of season w/ 13 points & three blocks
- Leads SEC in defensive rebounds/gm (9.7) & rebounds/gm (11.8), which is second & fifth in the NCAA
- Among active SEC players, sits at No. 19 in career rebounds (397)
- Tabbled to All-SEC Freshman Team
- Broke individual season defensive rebound record w/ 225 last year
- Five-time SEC Freshman of the Week, which led the league



Bea Franklin

8

GR. | G | GR | 5-10
Seattle, Wash.
Seattle Prep
Major: Nursing

GP-GS	PPG	RPG	APG	MPG
1-0	0.0	1.0	0.0	5.2
Season Highs:	N/A	1 (12/7)	N/A	5 (12/7)
Career Highs:	Same			

- Played five minutes & logged one rebound vs. Louisiana Tech
- Three-sport athlete in HS (soccer, bball and tennis)
- Led Seattle Prep to 20-9 record, 12-4 in 3A Metro in 2016-17
- On soccer pitch, named 2023 SEC Midfielder of the Year and SEC Scholar Athlete of the Year
- Named All-American in grad season, leading Hogs in goals (9), assists (9) and points, and two-time All-SEC recipient
- Named 2019 Washington State Gatorade Player of the Year in soccer



Cristina Sanchez Cerqueira

10

Fr. | F | FR | 6-1
Granada, Spain
Segle XXI
Major: Kinesiology

GP-GS	PPG	RPG	APG	MPG
9-0	0.6	2 (12/16)	0.2	5.8
Season Highs:	2 (12/16)	2 (12/7)	1 (11/20)	11 (12/7)
Career Highs:	Same			

- Logged two points and one rebound in three minutes vs. Samford
- Made first collegiate field goal vs. Marquette
- A member of the Spanish National Team
- Played at FIBA U18 3x3 World Cup in Hungary and European Youth Olympic Festival 3x3 in Slovenia
- With Segle XXI, played in 26 games during the 2022-23 season to average 6.4 points, 5.4 rebounds and 1.3 steals per game



Karley Johnson

20

So. | G | 1L | 5-9
Oklahoma City, Okla.
Mustang
Major: Family Science

GP-GS	PPG	RPG	APG	MPG
3-0	0.3	2.0	0.3	9.0
Season Highs:	1 (11/14)	2 (12/7)	1 (12/7)	13 (12/7)
Career Highs:	1 (11/14)	2 (12/7)	1 (12/7)	13 (12/7)

- Recorded two boards, one assist & one steal in 13 minutes vs. LA Tech
- Made season debut vs. Little Rock, playing all 10 minutes of fourth quarter to log a point, two offensive rebounds and one steal
- Appeared in 10 games as a true freshman
- Tabbled a 2022 McDonald's All-American nominee
- As a senior at Mustang HS, averaged 12.3 points, 4.3 rebounds and 3.1 assists per game



Loren Lindsey

21

So. | G | 1L | 5-11
Fayetteville, Ark.
Fayetteville
Major: Finance

GP-GS	PPG	RPG	APG	MPG
1-0	0.0	1.0	0.0	3.6
Season Highs:	N/A	1 (12/7)	1 (11/14)	3 (11/14)
Career Highs:	N/A	1 (12/7)	1 (11/14)	5 (11/20/22)

- Made season debut vs. Little Rock, finishing with first career assist
- Appeared in nine games as a true freshman
- Made collegiate debut against Central Arkansas
- Tabbled to the All-Conference 6A West All-Defensive Team
- Named Northwest Arkansas Democrat Gazette Player of the Week
- Born and raised in Fayetteville & always wanted to be a Hog



Carly Keats

23

So. | G | JUCO | 5-8
Choctaw, Miss.
Neshoba Central/Jones JC
Major: Anthropology

GP-GS	PPG	RPG	APG	MPG
12-0	5.3	1.1	0.3	15.7
Season Highs:	14 (11/14)	1 (11/14)	1 (12/10)	26 (12/3)
Career Highs:	Same			

- Registered a big seven points off the bench vs. Samford
- Shooting .313 from beyond the arc with 15 triples this year
- Splashed in four 3-pointers to finish with 14 points vs. Little Rock
- JUCO transfer from Jones College, having led the team to its seventh straight region crown and ticket to NJCAA Tournament
- Named to All-Region 23 Team at JC
- Started in 28 games as a freshman at JC, finishing w/ 55 3-pointers



Maryam Dauda

30

R-So. | F | 1L | 6-4
Bentonville, Ark.
Bentonville
Major: International Business

GP-GS	PPG	RPG	APG	MPG
12-12	8.3	6.5	0.8	26.8
Season Highs:	15 (11/14)	11 (11/24)	3 (11/24)	37 (12/16)
Career Highs:	15 (11/14)	11 (11/24)	3 (11/24)	37 (12/16)

- Recorded near double-double of 11 points & nine boards w/ three blocks vs. Samford
- Logged career-high 11 boards vs. Wisconsin
- In SEC, fifth in blocks/gm (1.8), which is No. 24 in NCAA
- Appeared in 35 games off the bench, first year back from ACL injury
- 13th-ranked player, five-star prospect and top post player in the ESPN HoopGurlz 2021 recruiting class
- Sat out her first year at Arkansas to fully recover from injury



Jenna Lawrence

34

Fr. | F | FR | 6-3
Farmington, Ark.
Farmington
Major: Human Nutrition

GP-GS	PPG	RPG	APG	MPG
7-0	2.3	1.6	0.1	7.6
Season Highs:	10 (12/7)	5 (12/16)	1 (11/14)	12 (12/7)
Career Highs:	Same			

- Coming off nine minutes w/ three points & five boards vs. Samford
- Recorded career-highs in minutes (12) & points (10) vs. LA Tech
- Four-star prospect, No. 61 player in the country
- Proven winner, coming off 4A girls state championship & was MVP
- Averaged 18.7 points, 7.1 rebounds and 1.5 blocks per game with 99 3-pointers made as a senior
- Eclipsed 2,000 points and 1,000 rebounds in high school



Makayla Daniels

43

Gr. | G | 4L | 5-8
Frederick, Md.
Frederick
Major: Rec & Sport Management

GP-GS	PPG	RPG	APG	MPG
12-12	11.8	4.6	3.1	32.2
Season Highs:	22 (11/24)	8 (11/24)	7 (12/7)	39 (12/10)
Career Highs:	34 (12/2/21)	11 (3/3/22)	7 (12/7)	43 (3/3/22)

- Logged 14 points & three steals, four straight games w/ 3+ steals vs. Samford
- Made Fort Myers Tip-Off All-Tournament Team, logging 22 points, eight rebounds, three assists, two steals & one block vs. Wisconsin
- Earned spot on All-SEC Preseason Second Team
- Sits at 7th on all-time scoring list (1,604) & broke starts record (134)
- Most assists (351) & second most steals (216), third most points & 12th most rebounds (480) among active SEC players in their career
- Started in every game since freshman year



Maryn Archer

44

Fr. | G | FR | 5-8
Derby, Kan.
Derby
Major: Sociology

GP-GS	PPG	RPG	APG	MPG
N/A	N/A	N/A	N/A	N/A
Season Highs:	N/A	N/A	N/A	N/A
Career Highs:	Same			

- Has not made an appearance in a game
- Enrolled early in January
- Three-star prospect out of high school
- Voted Run 4 Roses All-Tournament First Team after 31-point performance on just 11 shots in championship game
- Paced Derby HS in assists and steals during junior year
- Played on two different high school teams, leading both to state



Emrie Ellis

55

Jr. | F | 2L | 6-3
Vanoss, Okla.
Vanoss
Major: Human Resources

GP-GS	PPG	RPG	APG	MPG
8-0	1.6	1.4	0.3	10.5
Season Highs:	6 (11/17)	4 (11/14)	1 (12/7)	13 (11/17)
Career Highs:	11 (2/10/22)	8 (2/13/22)	2 (1/6/22)	21 (2/10/22)

- Out for last two games
- Splashed two big 3-pointers for six points w/ +20 efficiency at A-State
- Made return after injury vs. LR, logging two points & four boards
- Played 28 games off the bench last season
- Scored in nine games in 2022-23
- Five blocks vs. UAPB was most by a freshman Hog since 2014
- No. 48 overall recruit in ASGR's 2021 recruiting rankings



Mike Neighbors

HC

7th Year at Arkansas
11th Year Overall

- One of two active head coaches to earn 200 career wins in 10 years or less
- Has led teams to nine postseason appearances (6 NCAA, 3 WNIT)
- Guided teams to Final Four and two Sweet 16s as head coach
- Coached 11 WNBA Draft picks, six as a head coach
- Holds Arkansas head coaching record for SEC winning percentage
- Has 42 wins over AP Top 25 opponents
- WBCA Board of Directors member



Todd Schaefer
Seventh Season



Pauline Love
Seventh Season



Lacey Goldwire
Fifth Season



Taliah Scott
Fr. | 5-9 | G
Orange Park, Fla.



Samara Spencer
Jr. | 5-7 | G
Fort Lauderdale, Fla.



Saylor Poffenbarger
R-So. | 6-2 | G
Middletown, Md.



Bea Franklin
Gr. | 5-10 | G
Seattle, Wash.



Cristina Sánchez Cerqueira
Fr. | 6-1 | G
Granada, Spain



Sasha Goforth
R-Jr. | 6-1 | G
Fayetteville, Ark.



Karley Johnson
So. | 5-9 | G
Mustang, Okla.



Loren Lindsey
So. | 5-11 | G
Fayetteville, Ark.



Carly Keats
So. | 5-8 | G
Choctaw, Miss.



Maryam Dauda
R-So. | 6-4 | F
Bentonville, Ark.



Jenna Lawrence
Fr. | 6-3 | F
Farmington, Ark.



Makayla Daniels
Gr. | 5-9 | G
Frederick, Md.



Maryn Archer
Fr. | 5-7 | G
Derby, Kan.



Emrie Ellis
Jr. | 6-3 | F
Vanoss, Okla.



Mike Neighbors
Head Coach
Seventh Season



Todd Schaefer
Associate Head Coach
Seventh Season



Pauline Love
Assistant Coach
Seventh Season



Lacey Goldwire
Assistant Coach
Fifth Season



Amber Shirey
Director of Operations




Jayci Stone
Director of SA Development



Evan Johnston
Special Assistant to HC/Dir. of Video



Simone Rush
Head Athletic Trainer



Tyler Beckman
S&C Coach