

2023-24 SCHEDULE / RESULTS

DATE	DAY	ARK RANK	OPP RANK	OPPONENT	TV	RESULT	ALL TIMES (CT)
Nov. 6	Mon	14/14	-/-	ALCORN STATE	SEC+	W 93 59	
Fayetteville, Ark. // Bud Walton Arena - Nolan Richardson Court							
Nov. 10	Fri	14/14	-/-	GARDNER-WEBB	SEC+	W 86 68	
Fayetteville, Ark. // Bud Walton Arena - Nolan Richardson Court							
Nov. 13	Mon	14/14	-/-	OLD DOMINION	SEC+	W 86 77	
Fayetteville, Ark. // Bud Walton Arena - Nolan Richardson Court							
Nov. 17	Fri	14/14	-/-	UNC GREENSBORO	SEC+	L 72 78	
Fayetteville, Ark. // Bud Walton Arena - Nolan Richardson Court							
BAD BOY MOWERS BATTLE 4 ATLANTIS							
Nov. 22	Wed	20/RV	-/-	vs Stanford	ESPN	20T W 77 74	
Paradise Island, Bahamas // Imperial Arena							
Nov. 23	Thurs	20/RV	R/R	vs Memphis	ESPN	L 79 84	
Paradise Island, Bahamas // Imperial Arena							
Nov. 24	Fri	20/RV	14/14	vs North Carolina	ESPN2	L 72 87	
Paradise Island, Bahamas // Imperial Arena							
Nov. 29	Wed	R/R	7/7	DUKE	ESPN	W 80 75	
Fayetteville, Ark. // Bud Walton Arena - Nolan Richardson Court							
Dec. 4	Mon	R/V	-/-	FURMAN	SEC+	W 97 83	
Fayetteville, Ark. // Bud Walton Arena - Nolan Richardson Court							
Dec. 9	Sat	R/V	19/22	vs Oklahoma	ESPN2	L 70 79	
Tulsa, Okla. // BOK Center							
Dec. 16	Sat	-/-	-/-	vs LIPSCOMB	SEC+	W 69 66	
North Little Rock, Ark. // Simmons Bank Arena							
Dec. 21	Thurs	-/-	-/-	ABILENE CHRISTIAN	SEC Network	W 83 73	
Fayetteville, Ark. // Bud Walton Arena - Nolan Richardson Court							
Dec. 30	Sat	-/-	-/-	UNC WILMINGTON	SEC Network	4:00 pm	
Fayetteville, Ark. // Bud Walton Arena - Nolan Richardson Court							
Jan. 6	Sat	-/-	-/-	AUBURN *	ESPN2	1:00 pm	
Fayetteville, Ark. // Bud Walton Arena - Nolan Richardson Court							
Jan. 10	Wed	-/-	-/-	at Georgia *	ESPN2/U	8:00 pm	
Athens, Ga. // Stegeman Coliseum							
Jan. 13	Sat	-/-	-/-	at Florida *	ESPN	3:00 pm	
Gainesville, Fla. // Exactech Arena at Stephen C. O'Connell Center - Billy Donovan Court							
Jan. 16	Tues	-/-	-/-	TEXAS A&M *	SEC Network	8:00 pm	
Fayetteville, Ark. // Bud Walton Arena - Nolan Richardson Court							
Jan. 20	Sat	-/-	-/-	SOUTH CAROLINA *	SEC Network	Noon	
Fayetteville, Ark. // Bud Walton Arena - Nolan Richardson Court							
Jan. 24	Wed	-/-	-/-	at Ole Miss *	ESPN2/U	8:00 pm	
Oxford, Miss. // Sandy and John Black Pavilion at Ole Miss							
Jan. 27	Sat	-/-	-/-	KENTUCKY *	ESPN	5:00 pm	
Fayetteville, Ark. // Bud Walton Arena - Nolan Richardson Court							
Jan. 31	Wed	-/-	-/-	at Missouri *	SEC Network	7:30 pm	
Columbia, Mo. // Mizzou Arena							
Feb. 3	Sat	-/-	-/-	at LSU *	ESPN/2	11:00 am	
Baton Rouge, La. // Pete Maravich Assembly Center - Dale Brown/Sue Gunter Court							
Feb. 10	Sat	-/-	-/-	GEORGIA *	SEC Network	5:00 pm	
Fayetteville, Ark. // Bud Walton Arena - Nolan Richardson Court							
Feb. 14	Wed	-/-	-/-	TENNESSEE *	ESPN2	8:00 pm	
Fayetteville, Ark. // Bud Walton Arena - Nolan Richardson Court							
Feb. 17	Sat	-/-	-/-	at Mississippi State *	ESPN/2	1:00 pm	
Starkville, Miss. // Humphrey Coliseum							
Feb. 20	Tues	-/-	-/-	at Texas A&M *	ESPN	1:00 pm	
Bryan-College Station, Texas // Reed Arena							
Feb. 24	Sat	-/-	-/-	MISSOURI *	ESPN/2	11:00 am	
Fayetteville, Ark. // Bud Walton Arena - Nolan Richardson Court							
Feb. 27	Tues	-/-	-/-	VANDERBILT *	SEC Network	8:00 pm	
Fayetteville, Ark. // Bud Walton Arena - Nolan Richardson Court							
Mar. 2	Sat	-/-	-/-	at Kentucky *	CBS	12:30 pm	
Lexington, Ky. // Rupp Arena at Central Bank Center - Cawood's Court							
Mar. 6	Wed	-/-	-/-	LSU *	SEC Network	6:00 pm	
Fayetteville, Ark. // Bud Walton Arena - Nolan Richardson Court							
Mar. 9	Sat	-/-	-/-	at Alabama *	ESPN	11:00 am	
Tuscaloosa, Ala. // Coleman Coliseum							

SEC TOURNAMENT

Mar. 13-17	SEC TOURNAMENT
Nashville, Tenn. // Bridgestone Arena	Video • Live Stats • Final Book

NCAA TOURNAMENT 1st & 2nd Rounds

Mar. 21 & 23	Charlotte • Omaha Pittsburgh • Spokane
Mar. 22 & 24	Brooklyn • Indianapolis Salt Lake City • Memphis

NCAA REGIONALS

Mar. 28 & 30	EAST: Boston • WEST: Los Angeles
Mar. 29 & 31	SOUTH: Dallas • MIDWEST: Detroit

NCAA FINAL FOUR

Apr. 6	SEMIFINALS
Apr. 8	CHAMPIONSHIP
Phoenix, Ariz. // State Farm Stadium	

ARKANSAS RAZORBACKS

GAME 13: ARKANSAS RAZORBACKS vs UNC WILMINGTON SEAHAWKS

Dec. 30, 2023 • Saturday • 4:00 pm (CT) • Fayetteville, Ark. • Bud Walton Arena/Nolan Richardson Court (19,200)



ARKANSAS RAZORBACKS

OVERALL SEC 8-4 0-0

Eric Musselman (San Diego '87)
at UA: 103-46 (5th yr)

Collegiate: 213-80 (9th yr)



UNC WILMINGTON SEAHAWKS

OVERALL CAA 9-2 0-0

Takayo Siddle (Gardner-Webb '09)
at UNCW: 67-31 (4th yr)

Career: Same

TV: SEC NETWORK
James Westling (PxP)
Joe Kleine (Analyst)



RADIO: Learfield Razorback Sports Network
Chuck Barrett (PxP)
Matt Zimmerman (Analyst)
Arkansas Gameday App

SATELLITE RADIO:
Sirius: 389 // XM: 389
SXM App/Online Channel 979

MORE: Arkansas Live Stats • Arkansas Media Guide

The Series

• This will be the first meeting between Arkansas and UNCW.

Did You Know on This Day

- Pat Bradley attempted an SEC-record 24 3-pointers and Arkansas attempted a school-record 54 3's vs North Texas on Dec. 30, 1998. Note: Bradley made 10 and the Hogs made 19.
- Arkansas is 31-13 on Dec. 30 all time, including a 1-0 mark under Eric Musselman – a 97-85 win at Auburn in 2020-21.

After Record Number of Games Nov.; Just 3 in 21 Days

- Arkansas played a record eight games in November (8 games in 24 days to average 1 game every 3 days).
- Arkansas is only playing six games in the month of December or, more specifically, play six games in 27 days ... 1 game every 4.5 days.
- After the Oklahoma game, Arkansas is playing just three games in 21 days (Dec. 16, Dec. 21 and Dec. 30) ... or 1 game every seven days on average.
- After hosting UNCW on Dec. 30, Arkansas will have another week off before starting its SEC portion of the schedule on Jan. 6, 2024 versus Auburn.

Hogs 4th in the NCAA in Blocked Shots

- Arkansas ranks 4th in the NCAA in blocked shots (6.8 avg.).
^ Arkansas has had at least six blocked shots in seven games this season including three times with double-digit rejections.
- The Hogs had 15 blocked shots in the Gardner-Webb game
^ 5 by blocked shots Trevon Brazile and 4 by Maki Mitchell.
- The 15 rejections were the most by an Eric Musselman-coached college team, tying for the third-most in Razorback history and the most by the Razorbacks in 32 years.
- Arkansas recorded 10 blocked shots in the win over Duke (6 by Chandler Lawson).
- Arkansas recorded 10 blocked shots in the win over Furman (3 each by Chandler Lawson and Layden Blocker).
- Lawson's six blocked shots versus Duke ties for the most by an SEC player this season.
- With five rejections in a game, Brazil (vs GWU) and Lawson (Stanford) are tied for 3rd-most by an SEC player this season.
- Trevon Brazile and Chandler Lawson rank 3rd in the SEC in total blocked shots (19) and 4th in blocks/gm (1.58).
- Maki Mitchell is 10th in the SEC with 13 blocked shots.

Bench Warmers

- ARKANSAS RANKS 7th IN THE NCAA IN BENCH SCORING (37.75 ppg)
• That number was bolstered last time out as Arkansas scored 62 of its 83 points from the bench versus Abilene Christian.
- Arkansas has scored 40-plus points off the bench six times this season.
^ 62 of 83 pts vs ACU 25 by Mark/18 by Battle/11 by Menifield
^ 53 of 70 pts vs Oklahoma 13 by Battle/12 by Davenport
^ 51 of 97 pts vs Furman 25 by Battle
^ 49 of 93 pts vs Alcorn State 21 by Battle
^ 46 of 69 pts vs Lipscomb 17 by Mark/12 By Mitchell/11 by Graham
^ 40 of 86 pts vs Gardner-Webb 21 by Battle
- Khalif Battle – at 15.3 ppg – accounts for nearly half of the Razorbacks' bench points this year as Arkansas.
- The 62 points off the bench vs Abilene Christian ties for the most by the Razorbacks in the Musselman era. Arkansas also score 62 bench points in a 142-62 win over Mississippi Valley State in the 2020-21 opener.
- In the Musselman era, 5 of the top 6 bench scoring games have come this year. The Arkansas scored 48 bench points in a win over Hofstra in 2020-21.

SERIES INFO:

OVERALL ARK Leads --
Home: (ARK-OPP) --
Away: (ARK-OPP) --
Neutral: (ARK-OPP) --

SERIES RESULTS:

FIRST MEETING

'23-24 NCAA STAT COMPARISON

80.3	69th	Scoring Off.	85.4	19th
75.2	273rd	Scoring Def.	70.6	172nd
+5.1	168th	Scoring Margin	+14.7	34th
.476	62nd	F6%	.480	47th
.417	129th	F6% Def.	.444	258th
.348	124th	3PT%	.387	21st
6.8	242nd	3PT Made/Gm	9.4	47th
.331	203rd	3PT% Def.	.333	213th
26.7	8th	FTA/Gm	22.2	68th
.716	159th	FT%	.746	57th
19.1	13th	FT Made/Gm	16.5	47th
37.5	140th	Reb./Gm	35.5	234th
+2.8	139th	Reb. Margin	-0.3	239th
0.95	271st	A/T0 Ratio	1.51	38th
12.0	277th	Assists/Gm	13.2	209th
-1.1	271st	T0 Margin	+5.1	13th
11.6	259th	T0 Forced	13.8	95th
12.7	208th	T0/Gm	8.7	2nd
20.0	322nd	Fouls/Gm	16.9	1471st
6.8	4th	Blocks/Gm	2.5	299th
5.6	297th	Steals/Gm	6.9	175th

ABOUT ARKANSAS

Location: Fayetteville, Ark.
Enrollment: 32,340
Founded: 1871
Colors: Cardinal (PMS 201) and White
Nickname: Razorbacks
Conference: Southeastern (SEC)
Chancellor: Dr. Charles F. Robinson (Houston '87)
System Pres: Dr. Donald R. Bobbitt (Arkansas '80)
Vice Chancellor/AD: Hunter Yurachek (Guilford '90)
Faculty Rep: Paul Adams (LSU '92)
MBB Admin: Clayton Hamilton (Arkansas '94)
Arena (Capacity): Bud Walton Arena (19,200)

THE RAZORBACKS

No.	Name	Pos.	Yr.	Ht.	Wt.	Hometown	High School / Previous School	Span	Reach	Vertical	
0	Khalif Battle	KAY-lif	G	Grad. Sr. (2)	6-5	185	Hillside, N.J.	Trenton Catholic / Temple	6' 4.5"	8' 0"	39.0"
1	Keyon Menifield Jr.	Men-EE-field	G	So. (3)	6-1	150	Flint, Mich.	PHHoenix Prep (Ariz.) / Washington	6' 5.5"	8' 0.5"	41.5"
2	Trevon Brazile	Trev-In "Brazil"	F	R-So. (3)	6-10	220	Springfield, Mo.	Kickapoo HS / Missouri	7' 2.5"	9' 0"	42.5"
3	El Ellis		G	Grad. Sr. (1)	6-3	180	Durham, N.C.	Quality Education Academy / Louisville	6' 4"	8' 0.5"	37.5"
4	Davonte "Devo" Davis		G	Sr. (2)	6-4	185	Jacksonville, Ark.	Jacksonville HS	6' 7"	8' 2"	36.5"
5	Joseph Pinion	PIN-yun	G	So. (3)	6-5	190	Morrilton, Ark.	Morrilton HS	6' 6.5"	8' 3.5"	39.0"
6	Layden Blocker		G	Fr. (4)	6-2	175	Little Rock, Ark.	Sunrise (Kan.) Christian Academy	6' 5.5"	8' 1"	45.0"
7	Denijay Harris	Duh-nah-SHAY	F	Grad. Sr. (1)	6-7	200	Columbus, Miss.	Columbus HS / Southern Miss	6' 11.5"	8' 7.5"	40.5"
8	Chandler Lawson		F	Grad. Sr. (1)	6-8	210	Memphis, Tenn.	Wooddale HS / Memphis	7' 7"	9' 4"	28.5"
10	Baye Fall	"BAY"	F	Fr. (4)	6-11	200	Dakar, Senegal	Accelerated Schools (Denver)	7' 5"	9' 4"	34.5"
11	Jalen Graham		F	5th-Yr Sr. (1)	6-10	220	Phoenix, Ariz.	Mountain Pointe HS / Arizona State	7' 2.5"	9' 0"	36.5"
12	Tramon Mark	Truh-Mon	G	Jr. (3)	6-6	185	Dickinson, Texas	Dickinson HS / Houston	6' 8"	8' 6"	36.0"
15	Makhi Mitchell	Ma-KI	F/C	Sr. (2)	6-10	240	Washington, D.C.	Woodrow Wilson HS / Rhode Island	7' 4"	9' 0"	38.5"
21	Cade Arbogast		G	Grad. Sr. (1)	6-3	175	Concord, Calif.	De La Salle HS / Lane (Ore.) CC	6' 2.5"	8' 0"	29.0"
24	Jeremiah Davenport		G	Grad. Sr. (1)	6-6	215	Cincinnati, Ohio	Hargrave (Va.) Military Acad. / Cincinnati	6' 9.5"	8' 8"	36.0"
45	Lawson Blake		F	Jr. (2)	6-10	240	Fayetteville, Ark.	Fayetteville HS / Link Year (Mo.) Prep	6' 6.5"	8' 8.5"	31.0"

() - Number in parenthesis indicates total years of eligibility remaining including this season

Head Coach: Eric Musselman (San Diego, 1987)

Assistant Coach: Anthony Ruta (Arizona State, 2012) • **pronounced R00-tah**

Assistant Coach: Keith Smart (Indiana, 1995)

Assistant Coach: Michael Musselman (San Diego, 2018)

Assistant Coach: Todd Lee (South Dakota, 1986)

Assistant Coach: Ronnie Brewer Jr. (Arkansas, 2015)

Director of Internal Operations: Riley Hall (Arkansas, 2016)

Graduate Assistants: Alec Kagan • Jackson Lee • Matthew Musselman • Tony Hall • Austin Howard • Reid Roberts • Jonathan Steelman • Joey White

Assistant Dir. of Recruiting & Scouting: Blake Wetherington (Murray State, 2017)

Assistant Director for Basketball Operations: Caleb Cline (South Dakota, 2020)

Special Assistant to the Head Coach: Tommy Abdenour (Utah, 2012)

Coordinator of Creative Content: Ryan Witthoff (Florida State, 2022)

Senior Advisor to the Head Coach: Matt White (Boston Univ., 1993)

Head Athletic Trainer: Matt Townsend (Idaho, 2017)

Head Strength Coach: Dave Richardson (Louisiana-Monroe, 1989)



#0 Khalif BATTLE
ARK: Food, Nutrition & Health • Temple
'23: Adult & Organizational Devel.



#1 Keyon MENIFIELD Jr.
Communications



#2 Trevon BRAZILE
Communications



#3 El ELLIS
ARK: Arts & Sciences
Louisville '23: Sport Management



#4 Davonte "Devo" DAVIS
Recreation & Sport Management



#5 Joseph PINION
Arts & Sciences



#6 Layden BLOCKER
Arts & Sciences



#7 Denijay HARRIS
ARK: Arts & Sciences
Southern Miss '23: Liberal Studies



#8 Chandler LAWSON
ARK: Educational Studies • Memphis
'23: Interdisciplinary Studies



#10 Baye FALL
Arts & Sciences



#11 Jalen GRAHAM
Sociology



#12 Tramon MARK
Sociology



#15 Makhi MITCHELL
Sociology



#21 Cade ARBOGAST
2nd Degree: Arts & Sciences
ARK '23: Communications



#24 Jeremiah DAVENPORT
ARK: Arts & Sciences • Cincy '23:
Interdisciplinary Studies



#45 Lawson BLAKE
Exercise Sciences



Eric MUSSELMAN
Head Coach



Anthony RUTA
Assistant Coach



Keith SMART
Assistant Coach



Michael MUSSELMAN
Assistant Coach



Todd LEE
Assistant Coach



Ronnie BREWER Jr.
Assistant Coach



Riley HALL
Dir. of Internal Ops



Blake WETHERINGTON
Asst Dir. Scouting/Recruiting



Caleb CLINE
Asst Dir. of Ops



Tommy ABDENOUR
Special Asst. to the Head Coach



Ryan WITTHOFF
Coord. of Creative Content



Matt WHITE
Senior Advisor to Head Coach

Most Wins Among SEC/NCAA Since Muss Arrival

- Since Eric Musselman's arrival, Arkansas leads the SEC in overall wins (103), overall home wins (66) and third SEC home wins (27) while ranking among the NCAA leader in overall wins as well. **THRU 12/27/23**

OVERALL WINS	SEC ONLY WINS	OVERALL HOME WINS	SEC HOME WINS	MOST WINS NCAA SINCE MUSS @ ARK
ARK 103	BAMA 49	ARK 66	BAMA 29	Gonzaga 130
BAMA 99	UK 49	TENN 60	AUB 28	Houston 128
AUB 96	AUB 44	UK 59	ARK 27	Kansas 122
TENN 96	TENN 44	AUB 59	UK 27	San Diego State 118
UK 91	ARK 41	BAMA 56	TENN 27	Baylor 114
MS ST 87	FLA 38	LSU 56	LSU 24	Liberty 112
A&M 84	A&M 36	MS ST 53	MS ST 23	Arizona 108
LSU 83	MS ST 35	A&M 52	FLA 23	Belmont 107
FLA 79	LSU 34	UGA 51	A&M 20	Duke 105
				UCLA 104
				ARKANSAS 103
				Purdue 103

Arkansas, Houston, Gonzaga and UCLA are the only four teams to reach the NCAA Sweet 16 in each of the last three seasons

Second Half Was a Plus vs ACU

- Arkansas trailed by seven (35-28) versus Abilene Christian. The Wildcats scored the first points of the second half to take a nine-point win.
- However, Arkansas went on a 19-8 run. Included in the run was a 10-0 spurt that saw Arkansas take its lead of the half at 44-43 and Battle followed with a 3-pointer. The Wildcats tied the game at 47 before the Razorbacks went on an 8-0 run and never looked back, outscoring ACU 55-38.
- Menifield, Devo Davis and Tramon Mark played all 20 minutes of the second half and were each +17. Menifield was +21 for the game.
- Mark scored 17 points and Khalif Battle played 18:44 while scoring 14 second-half points. Menifield added 11 second-half points. **Lawson played 12:32 and was +18 in the second half.**

Hogs Top 15 in the NCAA in Free Throw Attempts; FTA's Are A Muss Must

- Arkansas was just 4-of-8 at the free throw line versus Lipscomb and dropped from among the NCAA top 5 in FT made and FT attempts to the top 15 (3rd to 13th in attempts and 5th to 14th in makes).
- The 4 free throws made vs Lipscomb ties for the fewest by the Razorbacks in the Musselman era, making just 4-of-7 in a 99-73 win at Georgia (02/02/22) and making just 4-of-7 in an 81-77 loss at Oklahoma State (01/30/21).
- **The Hogs returned to form by going 22-of-28 at the line versus Abilene Christian.**
- Arkansas attempted at least 20 free throws and made at least 15 in each of the first 11 of 12 games this season.
- **Arkansas ranks 8th in the NCAA (FIRST in the SEC) in free throw attempts (26.7 avg.).**
- **Arkansas ranks 13th in the NCAA (2nd in the SEC) in free throws made (19.1 avg.).**
- Muss' college teams have ranked among the NCAA top 20 in FTA in each of his first eight years.
- **Arkansas led the NCAA in FTA in 2021-22 and Nevada led the NCAA in free throws made (730) in 2015-16.**
- Below are Musselman's teams' ranking in the **NCAA (first)** and in their respective **leagues (second)** in the categories:

	'15-16	'16-17	'17-18	'18-19	'19-20	'20-21	'21-22	'22-23	'23-24
FT Att	2 / 1	13 / 1	16 / 2	16 / 1	8 / 2	5 / 1	1 / 1	17 / 3	8 / 1
FT Made	1 / 1	24 / 2	9 / 2	17 / 1	3 / 1	2 / 1	1 / 1	30 / 4	13 / 2

INDIVIDUALLY

- 2016-17 Jordan Caroline: 10th in NCAA in FT Att (251)
- 2017-18 Jordan Caroline: 8th in NCAA in FT Att (251)
- 2019-20 **Mason Jones led the NCAA in free throws made (233) and attempted (282)**
- 2020-21 **Moses Moody ranked 2nd in the NCAA in free throws made (151) and attempted (186)**
- 2021-22 Four Razorbacks ranked among the SEC top 15 in free throws made
- 2022-23 Ricky Council IV ranked 11th in the NCAA in FT made and 18th in FT att
- 2023-24 Khalif Battle ranks 15th in the NCAA and LEADS THE SEC in FT makes

Last Three Wins Has Been Similar

- Arkansas' last three wins have been eerily similar.
- Arkansas shot over 50% from the field each game and shot over 40% from 3-point range in the two wins in Bud Walton (42.1% vs Furman and 46.7% vs Abilene Christian).
- Arkansas held its opponents below 40% shooting from the field each game with each opponent taking over 65 shots including Furman 38.4% (28-of-73); Lipscomb 38.8% (26-of-67) and Abilene Christian 38.9% (28-of-72).
- In the last two wins, Arkansas held Lipscomb to 23.3% (7-of-30) from 3-point range and ACU was just 25.0% (4-of-16).

Specifically, 50% is Perfect; 30% Is Perfect Too

- Arkansas shot 51.9% from the field versus Abilene Christian, 52.6% from the field in the win over Lipscomb and shot a season-best 60.7% in the win over Furman.
- Arkansas is **6-0 when shooting at least 50%** from the field this year.
- Ironically, Arkansas is **1-0 when shooting between 30-39.9%**, beating Stanford despite shooting 30.3% from the field.
- Arkansas is 1-4 when shooting between 40-49.9% from the field.
- On the other end, Arkansas is **5-0 this season when holding opponents between 30-39.9%** shooting from the field. (Alcorn 39.2%; Duke (35.8%); Furman 38.4%, Lipscomb 38.8% and ACU 38.9%).

More on Shooting 50%

- **Arkansas has shot at least 50% from the field in 50% of its games (6 of 12 games) this season.**
- Arkansas shot at least 50% from the field
 - in 11 of 36 games in 2022-23
 - in 7 of 37 games in 2021-22
 - in 8 of 32 games in 2020-21
 - in 4 of 32 games in 2019-20
- Arkansas is shooting 47.6% from the field this season to rank third in the SEC. That currently stands as the best FG% by the Razorbacks in the Musselman era.
- However, Arkansas did rank 2nd in the SEC in FG% last season at 46.6%. Arkansas shot 43.2% in 2021-22, 45.1% in 2020-21 and 43.3% in 2019-20.




Suits & Sneakers Gala NWA 2023

- Under the direction of Danyelle Musselman and a goal of \$600,00, the **MEN'S BASKETBALL PROGRAM HELPED RAISE \$842,000 for the AMERICAN CANCER SOCIETY (10/13/23).**
- It was the third-straight year the Musselmans chaired the event.
- On Jan. 23, 2023, **Danyelle Musselman**, was presented the **St. George Award** by the American Cancer Society for her work as a philanthropic leader in the community and for helping raise over one million dollars with the Suits and Sneakers campaign in 2022-23. The St. George Award is one of the highest volunteer honors of the American Cancer Society.

HOGS HELP UNITED WAY

- Arkansas hosted Purdue for a charity exhibition game on Oct. 28. The game was a sell out despite not part of the 2023-24 Arkansas season ticket package and all fans having to purchase a ticket for the game.
- On Dec. 4, during the Furman game, the athletics department presented a check for **\$254,694 to Arkansas 211, part of the United Way**, and will help those affected by tornadoes in Arkansas this past spring.
- Arkansas won the game, 81-77, in overtime versus the Boilermakers.



PLAYER MISCELLANEOUS STATS

* - Indicates played in some games but redshirted that season

LED HIS TEAM IN SCORING (INCLUDES TIES)

Player	19-20	20-21	21-22	22-23	23-24	Career
Battle	0	5	6 *	15	6	32
Brazile	-	-	0	2 *	0	2
Davenport	0	7	12	5	0	24
Davis		3	1	8	0	12
Ellis	JC	JC	5	21	1	27
Graham	0	0	3	4	0	7
Harris	RS	0	0	2	0	2
Mark	-	0	2 *	4	5	11
Menifield	-	-	-	4		4
Mitchell	0	0	4	0	0	4

LED HIS TEAM IN REBOUNDING (INCLUDES TIES)

Player	19-20	20-21	21-22	22-23	23-24	Career
Battle	0	4	1 *	5	0	10
Brazile	-	-	7	5 *	6	18
Davenport	0	3	10	11	0	24
Davis	-	2	0	5	1	8
Ellis	JC	JC	0	0	0	0
Graham	0	6	8	2	1	17
Harris	RS	3	0	10	0	13
Lawson	4	0	0	5	0	9
Mark	-	1	0 *	1	2	4
Mitchell	0	2	15	12	2	31

LED HIS TEAM IN ASSISTS (INCLUDES TIES)

Player	19-20	20-21	21-22	22-23	23-24	Career
Battle	1	3	0	4	0	8
Blocker	-	-	-	-	1	1
Brazile	-	-	0	0	0	0
Davenport	0	2	2	5	0	9
Davis	-	6	10	8	5	29
Ellis	JC	JC	3	30	4	37
Graham	0	0	3	1	1	5
Harris	RS	0	1	0	0	1
Lawson	2	0	0	1	1	4
Mark	-	1	1 *	2	2	6
Menifield	-	-	-	17	1	18
Mitchell	0	0	5	3	1	9

DOUBLE-FIGURE SCORING GAMES

Player	19-20	20-21	21-22	22-23	23-24	Career
Battle	2	8	6 *	23	8	47
Blocker	-	-	-	-	1	1
Brazile	-	-	4	6 *	6	16
Davenport	0	12	23	13	2	50
Davis	-	14	13	19	4	50
Ellis	-	-	13	28	3	44
Graham	1	9	15	6	0	31
Harris	RS	1	3	14	0	17
Lawson	1	1	0	3	1	6
Mark	-	10	2 *	20	7	39
Menifield	-	-	-	15		15
Mitchell	1	1	19	10	1	33
Pinion	-	-	-	3	0	3

DOUBLE FIGURE REBOUNDING GAMES

Player	19-20	20-21	21-22	22-23	23-24	Career
Battle	0	3	0 *	0	0	3
Brazile	-	-	1	2 *	3	6
Davenport	0	1	3	0	0	4
Davis	-	0	0	3	1	4
Graham	0	3	1	0	0	4
Harris	RS	3	0	3	0	6
Lawson	1	0	0	1	2	4
Mark	-	0	0 *	0	1	1
Mitchell	0	1	10	3	1	15

DOUBLE FIGURE ASSISTS GAMES

Player	19-20	20-21	21-22	22-23	23-24	Career
Ellis	JC	JC	0	1	0	1

DOUBLE-DOUBLES

Player	19-20	20-21	21-22	22-23	23-24	Career
Battle	0	3	0 *	0	0	3
Brazile	-	-	0	2 *	3	5
Davenport	0	1	3	0	0	4
Davis	-	0	0	2	0	2
Ellis	JC	JC	0	1	0	1
Graham	0	3	1	0	0	4
Harris	RS	0	0	3	0	3
Lawson	1	0	0	0	0	1
Mark	-	0	0 *	0	1	1
Mitchell	0	1	7	2	1	11

TRIPLE-DOUBLES

Player	19-20	20-21	21-22	22-23	23-24	Career
--						

Sharing the Ball

- Arkansas had a total of 19 assists in three games at the Battle 4 Atlantis. After that, Arkansas:
 - ^ had 17 assists (on 26 baskets) versus Duke.
 - ^ had a season-high 21 assists (on 37 baskets) versus Furman.
 - ^ had 17 assists (on 30 baskets) versus Lipscomb.
 - ^ However, only had eight assists versus Oklahoma and nine versus Abilene Christian.
- In Arkansas' eight wins, the Razorbacks had double-digit assists six times and average 14.5/game (116 total).
- In Arkansas' four losses, the Razorbacks has no double-digit assist games and average 7.0/game (28 total).
- In the season opener, Arkansas had 20 assists versus Alcorn State.

Big Men Come up Big in Last Three Games

- VERSUS OKLAHOMA**
 - ^ Arkansas only had eight assists versus Oklahoma four came from its two centers (two each from Makhi Mitchell and Jalen Graham).
 - ^ Mitchell added two steals and three blocked shots.
 - ^ Graham added two blocked shots
- VERSUS LIPSCOMB**
 - ^ Mitchell (6-of-6) and Graham (5-of-6) teamed up to make 11-of-12 from the field.
 - ^ The combined for three blocked shots (two from Mitchell and one from Graham).
- VERSUS ABILENE CHRISTIAN**
 - ^ Lawson had 10 rebounds, nine points (4-of-6 FG) and two blocked shots.
 - ^ Graham had seven points (2-of-2 FG) with two blocked shots.

Menifield Makes Debut versus Lipscomb; Plays Well in Game 2

- Arkansas sophomore guard Keyon Menifield Jr., was been granted a waiver by the NCAA (Dec. 15) and became immediately eligible allowing him to make his Razorback debut against Lipscomb at Simmons Bank Arena in North Little Rock. His eligibility was restored following the end of the Fall academic semester.
- Menifield came to Arkansas after being on the PAC-12 All-Freshman Team last season at the University of Washington. He has been with the Razorback program since the summer.
- Versus Lipscomb**, Menifield played 18:52, had three rebounds and two assists.
- Versus Abilene Christian**, Menifield played 28:19 – including all 20 minutes of the second half – and was a team-best +21 as Arkansas erased a seven-point halftime deficit to win by 10. He scored all 11 of his points in the second half.

Not So "Meni"

- Keyon Menifield is listed at 6-1 and 150. However, he plays bigger than his size.
 - ^ Wing span of 6-6.5 and his standing reach is 8-0.5.
 - ^ He is 1 of 4 Razorbacks with a max vertical over 40 inches at 41.5.

Battle Has Led the Team on Scoring Six Times

- Khalif Battle has led the Razorbacks in scoring six times.**

THE FIRST FOUR TIMES:

- ^ Scored 21 points each time
- ^ Made five FG each time
- ^ Made three 3-pointers each time
- ^ Made eight FT each time

THE FIFTH TIME (vs Furman):

- ^ Scored 25 points
- ^ Made seven FGs
- ^ Made four 3-pointers
- ^ Made seven FT

THE SIXTH TIME (vs Oklahoma)

- ^ Scored 13 points
- ^ Made two FGs
- ^ Made one 3-pointer
- ^ Made eight FT

- He has led his team in scoring 31 times in his collegiate career, has scored 20-plus points 26 times and has scored in double figures 46 times.

Bank on Battle for Free Throws

- Khalif Battle has played a key role in Arkansas ranking among the NCAA leaders in both free throw attempts and makes.
- He has made at least eight free throws in a game five times and had double-digit attempts three times.
 - ^ Battle has made AN SEC-BEST 70 free throws to rank 15th in the NCAA
 - ^ Battle has gone to the line AN SEC-BEST 84 times to rank 22nd in the NCAA
- Battle ranks 6th in the SEC in FT% at 83.3%.
- Last season, Battle shot 89.9% from the line to rank 10th in the NCAA ... He is an 83.8% from the free throw line for his career.

On the Mark

- Tramon Mark is on the **Jerry West Shooting Guard of the Year watch list** and is living up to the hype so far.
 - ^ He has led the team in scoring five times.
 - ^ He leads the team and ranks 7th in the SEC in scoring (16.9 ppg).
 - ^ He is shooting 54.9% from the field to rank 3rd in the league.
- PRIOR TO INJURY VS UNC.....**
 - ^ Had 21-point effort versus UNC Greensboro despite rolling his ankle early in the game.
 - ^ NEXT, missed a career-high by one point vs Stanford with 25 points, going a career-best 12-of-15 form the line.
 - Scored 19 of his 25 after halftime (11 in the seond half and nine in the two overtimes)
 - ^ THEN, scored a career-high 34 in the loss to North Carolina
 - Scored 20 in the first half, making 8-of-8 from the field (2-of-2 3PT).
- AFTER THE INJURY VS UNC....**
 - ^ Missed the Duke game.
 - ^ Only scored a total of 15 points in the next two (7 vs Furman and 8 vs Oklahoma)
- THE LAST TWO**
 - ^ Bounced back with 17 points versus Lipscomb
 - Scored 15 in the first half, making each of his first three 3-pointers
 - ^ Recorded his first career double-double with 25 points and 11 rebounds versus Abilene Christian.
 - Led the team with 25 points – 17 in the second half thanks to playing all 20 minutes ... Was 9-of-14 FG and 2-of-2 3PT
 - Grabbed a career-high 11 rebounds, including his first two offensive boards of the season

T for 3

- Tramon Mark has made 3-plus 3's in a game four times in his career ... three coming this season.
 - ^ Made a career-high four 3-pointers, going 4-of-6, in the season-opening win over Alcorn.
 - ^ Was also 4-of-6 from deep versus North Carolina.
 - ^ Was 3-of-4 from beyond the arc versus Lipscomb.

Brazile Had 3 Double-Doubles in 4 Games (Stanford, Memphis and Duke)

- Trevon Brazile has posted five career double-doubles ... three in a recent four-game span (Stanford, Memphis and Duke).
- **He ranks 4th in the SEC in double-doubles with three.**
 - ^ Had 14 points and 17 rebounds in the double-overtime win over Stanford.
 - ^ Added 13 points and 10 rebounds versus Memphis.
 - ^ Tallied 19 points and 11 rebound in the win over Duke.
- The 17 boards vs Stanford were a career high and the most by an SEC player this season.
- Brazile did a lot of his damage on the offensive end.
 - ^ **Had 8 offensive boards in the Stanford win**
 - ^ **Had 7 offensive boards in the Memphis loss**
- **Brazile leads the team in 3-point percentage at 43.8% (14-of-32).**

Brazile Named SEC Player of the Week; Gets Injured & Was Limited vs Oklahoma

- Monday - Dec. 4, was an eventful day for redshirt sophomore Trevon Brazile.
- **First**, Brazile was named **SEC Player of the Week** for his impressive performance in the Duke win.
 - ^ Recorded a double-double with 19 points and 11 rebounds.
 - ^ Made a career-high four 3-pointers and all 11 rebounds were on the defensive end to set a career high.
 - ^ It was his third double-double in a four-game span (fifth of his career).
 - ^ His final 3-pointer made was a basket with 2:16 left to put the Hogs up 12.
 - ^ Was 4-of-5 from the field (2-of-3 from 3PT) with 11 points and six rebounds in the first half. In the second half, he was 2-of-4 (2-of-4 from 3PT) with five rebounds, eight points and both of his blocked shots.
- **Later Monday, versus Furman**, Brazile scored 13 points, making 2-of-3 from 3PT, before exiting the game with 2:41 left with a sprained ankle.
 - ^ He did start the Oklahoma game and played 15:21. However, he only played 4:13 in the second half.
 - ^ Finished with 0 points and just 1 rebound ... but he did have an assist and two steals.

1,000 Point Club

- **Khalif Battle** reached the 1,000-point mark after making his first shot vs Furman – a 3-pointer with 16:07 left in the first half.
- **Davonte Davis** reached the 1,000-point mark in the Memphis game.
- **Jeremiah Davenport** reached the 1,000-point mark last season at Cincinnati.
- **El Ellis**, in his third year of Division I basketball, is just 83 points shy of 1,000 for his career.

Davis Reaches Milestone, Nearing Two Others

- **Davonte Davis scored 15 points versus Memphis to give him 1,001 for his Razorback career. (NOW SITS AT 1.023)**
- He became the 46th player to score 1,000 points in a Razorback uniform and the third in the Eric Musselman era, joining Mason Jones (1,146 points) and JD Notae (1,070 points).
- Davis has played **114 career games and is 17 games shy of entering the Razorback top 10** for game played. The record for games played is 139 by Lee Mayberry.
- Davis is **22 assists shy of entering the Razorback top 10**. He has 281 for his career and #10 on the list is 303 by Gary Ervin (2007-08) and Keith Wilson (1987-89).

JG Heating Up; 6 Blocked Shots in Last Three Games

- Jalen Graham has battled back spasms this year - missing the UNC Greensboro game and the three games in the Bahamas.
- **However, in the last three games (Oklahoma, Lipscomb and Abilene Christian), he is 11-of-13 from the field in the three games with six blocked shots (two each game).**
- Versus Lipscomb, he had season highs in points (11), field goals made (5), field goals attempts-tied (6) and blocked shots (2).

Long Arms of the Law

- **Chandler Lawson, who has a 7-7 wingspan**, has 19 blocked shots this season.
 - ^ Had a then career-high five blocked shots versus Stanford.
 - **the 5 blocked shots ties for 3rd-most by an SEC player this season.**
 - ^ Tallied a career-high six blocked shots versus Duke All-American Kyle Filipowski.
 - **THE 6 BLOCKED SHOTS TIES FOR THE MOST BY AN SEC PLAYER THIS SEASON.**
 - ^ Had three blocked shots in the win over Furman.
 - ^ BTW, in the charity exhibition vs Purdue, he had three blocked shots and three steals guarding reigning Player of the Year Zach Edey.
- **Lawson has 19 blocked shots in 12 games this season as a graduate senior.**
 - ^ He only had 14 blocked shots as a freshman, 12 as a sophomore, 9 as a junior and **19 LAST SEASON.**

Give Me That ... Blocker Breaking Out

- Layden Blocker is having a solid freshman campaign.
 - ^ First, he provided a big spark off the bench to help Arkansas beat Stanford at the Battle 4 Atlantis with **3 STEALS.**
 - ^ He started the next two games versus Memphis and North Carolina and **HAD 3 STEALS VERSUS UNC.**
 - ^ Versus Duke, he as 3-of-3 from the field and had **2 STEALS.**
 - ^ Versus Furman, he had five rebounds and five assists with **3 BLOCKED SHOTS.**
 - ^ Versus Lipscomb, he had four rebounds, led the team with **4 ASSISTS** and added **2 STEALS.**

BREAKING OUT

- ^ In his first five games, had 13 points ... **LAST SIX GAMES, HAD 38 POINTS**
- ^ In his first six games, had 7 rebounds ... **LAST FIVE GAMES HAD 14 REBOUNDS**
- ^ In his first seven games, had 4 assists ... **LAST FOUR GAMES HAD 10 ASSISTS**

TEAM MISCELLANEOUS STATS

RECORD BREAKDOWN

At Bud Walton Arena	2023-24: 5-1	Muss Era: 65-10
On The Road	2023-24: 0-0	Muss Era: 16-24
Neutral Site	2023-24: 2-3	Muss Era: 21-12
White "Razorbacks" Uni	2023-24: 2-0	Muss Era: 21-1 *
White "94 "Razorbacks" Uni	2023-24: 3-1	Muss Era: 26-8 !
White "Hog" Uni	2023-24: 1-0	Muss Era: 17-4
White "Arkansas" Uni	2023-24: 1-0	Muss Era: 9-1
White "Hog A" Uni	2023-24: 0-0	Muss Era: 3-1
White "Slobbering Hog" Uni	2023-24: 1-0	Muss Era: 1-1
Pink "Arkansas" Uni	2023-24: 0-0	Muss Era: 1-0
Cardinal "Arkansas" Uni	2023-24: 0-1	Muss Era: 10-16
Cardinal "Razorbacks" Uni	2023-24: 0-1	Muss Era: 2-4
Cardinal Camo "Arkansas" Uni	2023-24: 0-0	Muss Era: 4-0 ^^
Cardinal "Hog" Uni	2023-24: 0-0	Muss Era: 5-3 +
Cardinal "Arkansas Razorbacks" Uni	2023-24: 0-0	Muss Era: 1-1
Cardinal "Slobbering Hog" Uni	2023-24: 0-0	Muss Era: 1-1
Cardinal "94 "Razorbacks" Uni	2023-24: 0-1	Muss Era: 1-3 ~
Anthracite Uni	2023-24: 0-0	Muss Era: 1-2

* L at Vandy * ! L at Baylor * ~ home W vs Fla '23
^ home W vs Fordham & Ole Miss '22-23 * ~ home W vs Tenn '22

GENERAL

When ARK controls tip	2023-24: 6-4	Muss Era: 68-23
When OPP controls tip	2023-24: 2-0	Muss Era: 35-23
When ARK scores first	2023-24: 5-2	Muss Era: 60-18
When OPP scores first	2023-24: 3-2	Muss Era: 43-28

LEADS AND DEFICITS

Leading at the half	2023-24: 7-1	Muss Era: 78-10
• 2023-24: home: 5-0 / road: 0-0 / neutral 2-1		
Trailing at the half	2023-24: 1-3	Muss Era: 21-35
• 2023-24: home: 1-1 / road: 0-0 / neutral 0-2		
Tied at the half	2023-24: 0-0	Muss Era: 2-1
• 2023-24: home: 0-0 / road: 0-0 / neutral 0-0		
'23-24 W/ 5:00 left	Leading: 7-0 Trailing: 1-4 Tied: 0-0	
• Muss Era Leading: 91-6 Trailing: 10-38 Tied: 2-2		
'23-24 W/ 2:00 left	Leading: 7-0 Trailing: 0-4 Tied: 1-0	
• Muss Era Leading: 93-5 Trailing: 8-37 Tied: 2-4		

GMS decided by 1-to-5 pts	2023-24: 3-1	Muss Era: 22-17
GMS decided by 6-to-10 pts	2023-24: 2-2	Muss Era: 25-15
GMS decided by 11+ pts	2023-24: 3-1	Muss Era: 56-10
Overtime games	2023-24: 0-0	Muss Era: 5-3

OFFENSE

Scoring less than 70 points	2023-24: 1-0	Muss Era: 20-20
Scoring 70-79 points	2023-24: 1-4	Muss Era: 37-20
Scoring 80-89 points	2023-24: 4-0	Muss Era: 29-6
Scoring 90-99 points	2023-24: 2-0	Muss Era: 14-0
Scoring 100+ points	2023-24: 0-0	Muss Era: 3-0
1-2 Hogs in Double Figures	2023-24: 1-2	Muss Era: 5-14
3 Hogs in Double Figures	2023-24: 5-0	Muss Era: 43-20
4 Hogs in Double Figures	2023-24: 1-2	Muss Era: 39-10
5-7 Hogs in Double Figures	2023-24: 1-0	Muss Era: 24-2
8+ Hogs in Double Figures	2023-24: 0-0	Muss Era: 1-0
At least 1 Hog Scores 20+	2023-24: 5-3	Muss Era: 50-23
2+ Hogs Score 20+	2023-24: 0-0	Muss Era: 19-9

SHOOTING PERCENTAGE

	FG PCT	3FG PCT
50% or Better (Muss Era)	6-0 (34-2)	0-0 (7-1)
49.9% - 40% (Muss Era)	1-4 (55-30)	5-0 (19-5)
39.9% - 30% (Muss Era)	1-0 (14-13)	2-1 (33-17)
29.9% or Worse (Muss Era)	0-0 (0-1)	1-3 (44-23)

REBOUNDING/TURNOVERS

Out-rebounding opponent	2023-24: 7-1	Muss Era: 64-10
Out-rebounded by opp.	2023-24: 1-3	Muss Era: 35-33
Rebounds are even	2023-24: 0-0	Muss Era: 4-3
Grabbing 10+ off reb	2023-24: 2-1	Muss Era: 52-25
Forcing 15+ turnovers	2023-24: 1-2	Muss Era: 52-22
Committing less than 15 TO	2023-24: 6-3	Muss Era: 76-24

BY MONTH

In November	2023-24: 5-3	Muss Era: 26-4
In December	2023-24: 3-1	Muss Era: 23-6
In January	2023-24: 0-0	Muss Era: 18-16
In February	2023-24: 0-0	Muss Era: 20-11
In March	2023-24: 0-0	Muss Era: 16-9
In April	2023-24: 0-0	Muss Era: 0-0

PLAYER MISCELLANEOUS STATS

20+ POINT SCORING GAMES

Player	19-20	20-21	21-22	22-23	23-24	Career
Battle	0	4	5 *	12	5	26
Brazile	-	-	0	3 *	0	3
Davenport	0	1	6	2	0	9
Davis	-	1	1	2	0	4
Ellis	JC	JC	2	13	0	15
Graham	0	0	0	1	0	1
Harris	RS	0	0	1	0	1
Mark	-	2	1 *	3	4	10
Menfield	-	-	-	5		5

30+/40+ POINT SCORING GAMES

Player	19-20	20-21	21-22	22-23	23-24	Career
Battle	0/0	1/0	0/0 *	0/0	0/0	1/0
Ellis	JC	JC	0/0	2/0	0/0	2/0
Mark	-	0/0	0/0 *	0/0	1/0	1/0

1+/3+ THREE-POINTERS MADE IN A GAME

Player	19-20	20-21	21-22	22-23	23-24	Career
Battle	9/0	9/5	6/5 *	25/17	10/6	59/33
Brazile	-	-	10/0	5/3 *	9/1	24/4
Davenport	2/0	19/10	26/18	30/12	7/0	84/40
Davis	-	2/0	11/1	22/6	5/1	40/8
Ellis	JC	JC	21/6	26/10	5/0	52/16
Graham	0/0	0/0	1/0	0/0	0/0	1/0
Lawson	1/0	4/0	0/0	6/0	3/0	14/0
Mark	-	13/0	3/0 *	24/1	6/3	46/4
Mitchell	0	0	7/0	1/0	0/0	8/0
Menfield	-	-	-	21/18	0/0	21/18
Pinion	-	-	-	7/2	1/0	8/2

5+ REBOUNDS IN A GAME

Player	19-20	20-21	21-22	22-23	23-24	Career
Battle	0	8	2 *	10	2	22
Blocker	-	-	-	-	1	1
Brazile	-	-	16	6 *	7	29
Davenport	1	14	19	16	0	50
Davis	-	15	14	16	6	51
Ellis	JC	JC	3	2	1	6
Graham	6	9	11	7	2	35
Harris	RS	8	3	14	1	26
Lawson	10	5	3	16	3	37
Mark	-	8	0 *	22	3	33
Menfield	-	-	-	8	1	9
Mitchell	3	4	20	19	4	50
Pinion	-	-	-	1	0	1

3+/5+ ASSISTS IN A GAME

Player	19-20	20-21	21-22	22-23	23-24	Career
Battle	1/0	5/2	0/0 *	6/1	1/1	13/1
Blocker	-	-	-	-	2/1	2/1
Davenport	0/0	4/3	2/0	8/3	2/0	15/6
Davis	-	9/4	18/6	18/4	5/2	50/16
Ellis	JC	JC	7/1	25/15	5/2	37/18
Graham	2/0	0/0	8/2	1/0	0/0	11/2
Harris	RS	0/0	1/0	0/0	0/0	1/0
Lawson	6/2	1/1	0/0	2/0	0/0	9/3
Mark	-	9/2	4/0	10/4	2/0	25/6
Menfield	-	-	-	18/9	0/0	18/9
Mitchell	0	0	5/2	4/0	0/0	9/2
Pinion	-	-	-	1/0	0/0	1/0

3+ BLOCKS IN A GAME

Player	19-20	20-21	21-22	22-23	23-24	Career
Brazile	-	-	5 *	1	2	8
Blocker	-	-	-	-	1	1
Graham	2	4	2	1	0	9
Lawson	0	0	1	3	3	7
Mitchell	0	0	6	6	2	14

3+ STEALS IN A GAME

Player	19-20	20-21	21-22	22-23	23-24	Career
Battle	0	0	0 *	2	0	2
Blocker	-	-	-	-	2	2
Davenport	0	2	1	0	0	3
Davis	-	3	3	5	0	11
Ellis	JC	JC	0	3	0	3
Graham	1	0	2	0	0	3
Harris	RS	1	0	0	0	1
Lawson	0	0	0	1	0	1
Mark	-	4	1 *	3	1	9
Menfield	-	-	-	3		3
Mitchell	0	0	2	4	0	6

DUNKS

Player	19-20	20-21	21-22	22-23	23-24	Career
Battle	NA	NA	NA *	NA	1	1
Blocker	-	-	-	-	3	3
Brazile	-	-	NA	12 *	11	23
Davenport	NA	NA	NA	NA	0	0
Davis	-	5	6	4	1	16
Ellis	JC	JC	NA	NA	1	1
Graham	NA	NA	NA	19	5	24
Harris	RS	NA	NA	NA	0	0
Lawson	NA	NA	NA	NA	3	3
Mark	-	NA	NA *	NA	1	1
Mitchell	NA	NA	NA	25	2	27
Pinion	-	-	-	2	1	3

* - Indicates played some games but redshirted that season

El Magnifico

- El Ellis led Arkansas to the win over Old Dominion, scoring 17 points with **eight assists** and **ZERO TURNOVERS**.
 - ^ Only had two first-half points with five assists
 - ^ Scored 15 second-half points (6-of-8 FG • 1-of-1 3PT) with three assists.
- Ellis added 19 points – all in the second half – versus UNCG.
 - ^ Granted he had a season-high 4 turnovers ... **BUT he had only committed a total of 4 turnovers in the first three games.**
- **Versus Duke**, Ellis scored nine points and had **six assists** with **ZERO TURNOVERS**.
 - ^ **Ellis played all 20 minutes of the second half where he scored all nine of his points and had four of his six assists.**
- Ellis has a team-best 28 assists.
- Ellis had a career-high six rebounds in the win over Gardner-Webb.

Mitchell Doubles Up vs ODU; Was +12 Versus Duke

- Makhi Mitchell recorded his 11th career double-double – 3rd as a Razorback – by getting 15 points and 10 rebounds versus Old Dominion.
- Mitchell's 15 points tied his best point production as a Razorback and it was his 15th career game with double-digit rebounds.
- **Versus Duke**, Mitchell was +12 in just 9:30 played. He scored six points (3-of-3 shooting) and added an assist and a steal. He was the only Razorback to have a +/- in double digits.

11 #ProHogs on NBA Rosters

- Arkansas had 11 players on NBA rosters including nine on the 15-man roster and two on two-way contracts.
 - ^ 2023-24 season

Patrick Beverley	Anthony Black	Ricky Council IV	Daniel Gafford	Isaiah Joe
Moses Moody	Bobby Portis	Nick Smith Jr	Jordan Walsh	Stanley Umude
Jaylin Williams				
 - The 11 players are the most Razorbacks that have been in the NBA in the same season. The previous best was nine players in the 1992-93 season and 1995-96 season.
 - ^ 1992-93 season

Scott Hastings	Darrell Walker	Alvin Robertson	Joe Kleine	Andrew Lang
Todd Day	Lee Mayberry	Oliver Miller	Isaiah Morris	
Alvin Robertson	Joe Kleine	Andrew Lang	Todd Day	Lee Mayberry
Oliver Miller	Corey Beck	Clint McDaniel	Corliss Williamson	
 - ^ 1995-96 season

Alvin Robertson	Joe Kleine	Andrew Lang	Todd Day	Lee Mayberry
Oliver Miller	Corey Beck	Clint McDaniel	Corliss Williamson	

RAZORBACK CLASS OF 2024



ISAIAH ELOHIM

6-6, 210, G

Kingston, N.Y. || Sierra Canyon (Calif.) HS
X @ElohimIsaiah • Instagram @isaiah_eloheim



JALEN SHELLEY

F || 6-9 || 185

Frisco, Texas || Link Academy (Mo.)
X @JalenShelley • Instagram @jalenshelley10

Rivals	4 star	34 national	10 SG	NA
On3 Composite	4 star	41 national	10 SG	5 Calif.
247 Composite	4 star	41 national	10 SF	5 Calif.
247	4 star	42 national	10 SF	5 Calif.
On3	4 star	45 national	10 SG	7 Calif.
ESPN	4 star	53 national	18 SF	4 Calif.

- **1 of 50 on the 2023-24 Jersey Mike's Naismith Trophy Boy's High School Player of the Year Preseason 50 watch list.**
- For the 2025 NBA Draft, NBADraftRoom.com has him #11 among the shooting guards and the #49 pick in the Draft.
- Ranked the 34th-best prospect in the country by Rivals and is the 12th-highest-rated Razorback recruit by 247Composite at #41 (sixth-highest in the Musselman era).
- Participated in the 2021, '22 and '23 Pangos All-American Camps.
- Participated in the 2022 and 2023 NBPA Top 100 camps and the 2023 Damian Lillard Formula Zero Elite Camp.
- As a junior, he missed some time due to injury but averaged 16 points, 5 rebounds, and 3 assists per game for Sierra Canyon ... Member of the 17U Paul George Elite on the Nike EYBL circuit.
- Was the Los Angeles Daily News 2021 Freshman of the Year ... Averaged 19.3 points (on 56.0% field goal shooting), 5.3 rebounds and 2.5 assists at Northridge (Calif.) Heritage Christian ... Led the Warriors to a 20-8 record and led the team in scoring ... Invited to the USA Men's U16 National Team mini-camp this spring.

ESPN	4 star	43 national	14 SF	3 Texas
Rivals	4 star	46 national	14 SF	NA
247 Composite	4 star	53 national	13 SF	3 Mo.
On3 Composite	4 star	55 national	17 SF	3 Mo.
On3	4 star	63 national	22 SF	3 Mo.
247	4 star	65 national	18 SF	3 Mo.

- #43 on the 2024 Naismith Basketball Hall of Fame HoopHall Classic Elite Players list
- The ninth-highest-rated Razorback recruit by ESPN.com at #43 (sixth-highest in the Musselman era).
- In 2023, played in 21 games for Houston Hoops and Pro Skills on the Nike EYBL circuit ... Averaged 12.4 points, 5.5 rebounds and 2.0 assists ... At the Nike Peach Jam, averaged 10.2 points, 6.4 rebounds and 1.4 assists in five games.
- Attended Plano Prestonwood Christian HS as a junior and he helped lead them to a 26-6 record and win the TAPPS 6A state basketball championship ... Named first team 6A TAPPS All-State and second team All-Area by Dallas Morning News ... Averaged 18.3 points, 6.2 rebounds and 3.5 assists per game.
- As a sophomore and freshman, attended Frisco Lone Star HS ... Averaged 12.0 points and 4.6 rebounds as a sophomore.
- Also played wide receiver in football at Prestonwood and Frisco Lone Star.



2023-24 SEC PRESEASON HONORS

FIRST TEAM ALL-SEC - MEDIA

Grant Nelson (Alabama)

TREVON BRAZILE (ARKANSAS)

Johni Broome (Auburn)

Justin Edwards (Kentucky)

Tolu Smith (Mississippi State)

Santiago Vescovi (Tennessee)

Wade Taylor IV (Texas A&M)

SECOND TEAM ALL-SEC - MEDIA

Mark Sears (Alabama)

DAVONTE DAVIS (ARKANSAS)

Riley Kugel (Florida)

Antonio Reeves (Kentucky)

Zakai Zeigler (Tennessee)

"OF THE YEAR" HONORS - MEDIA

Player of the Year: Wade Taylor IV (Texas A&M)

TEAM FINISH - MEDIA

1. Tennessee
2. Texas A&M
3. ARKANSAS
4. Kentucky
5. Alabama
6. Auburn
7. Mississippi State
8. Florida
9. Missouri
10. Ole Miss
11. Vanderbilt
12. Georgia
13. LSU
14. South Carolina

FIRST TEAM ALL-SEC - COACHES

TREVON BRAZILE - ARKANSAS

Johni Broome - Auburn

Riley Kugel - Florida

Antonio Reeves - Kentucky

Tolu Smith - Mississippi State

Santiago Vescovi - Tennessee

Zakai Zeigler - Tennessee

Wade Taylor IV - Texas A&M

SECOND TEAM ALL-SEC - COACHES

Grant Nelson - Alabama

Mark Sears - Alabama

DAVONTE DAVIS - ARKANSAS

Justin Edwards - Kentucky

Matthew Murrell - Ole Miss

Josiah-Jordan James - Tennessee

Tyrece Radford - Texas A&M

Tyrin Lawrence - Vanderbilt

ARKANSAS IN 2023-24 RANKINGS

THRU GAMES OF - DEC 26



TEAM IN THE NCAA/SEC

	NCAA	SEC	NO.
Assist/Turnover Ratio (351 ranked)	271	12	0.95
Assists Per Game (351 ranked)	277	12	12
Bench Points per game (351 ranked)	7	1	37.75
Blocks Per Game (351 ranked)	4	1	6.8
Effective FG pct (351 ranked)	88	3	0.535
Fastbreak Points (351 ranked)	98	6	12.5
Field Goal Percentage (351 ranked)	62	3	47.6
Field Goal Percentage Defense (351 ranked)	129	8	41.7
Fouls Per Game (351 ranked)	322	14	20
Free Throw Attempts Per Game (350 ranked)	8	1	26.7
Free Throw Percentage (351 ranked)	159	10	71.6
Free Throws Made Per Game (351 ranked)	13	2	19.1
Rebound Margin (351 ranked)	139	8	2.8
Rebounds (Defensive) Per Game (351 ranked)	38	2	28.58
Rebounds (Offensive) Per Game (351 ranked)	292	14	8.92
Rebounds Per Game (351 ranked)	140	9	37.5
Scoring Defense (351 ranked)	273	13	75.2
Scoring Margin (351 ranked)	168	10	5.1
Scoring Offense (351 ranked)	69	5	80.3
Steals Per Game (351 ranked)	297	13	5.6
Three Point Attempts Per Game (351 ranked)	282	13	19.4
Three Point Percentage (351 ranked)	124	6	34.8
Three Point Percentage Defense (351 ranked)	203	10	33.1
Three Pointers Per Game (351 ranked)	242	14	6.8
Turnover Margin (351 ranked)	271	13	-1.1
Turnovers Forced Per Game (351 ranked)	259	11	11.58
Turnovers Per Game (351 ranked)	208	12	12.7
Winning Percentage (349 ranked)	109	9	66.7

RAZORBACKS IN THE NCAA/SEC

	PLAYER	NCAA	SEC	NO.
Assist/Turnover Ratio (350 ranked)	--			
Assists (347 ranked)	--			
Assists Per Game (344 ranked)	--			
Blocks (337 ranked)	Trevon Brazile	76	3	19
	Chandler Lawson	76	3	19
	Makhi Mitchell	206	10	13
Blocks Per Game (344 ranked)	Trevon Brazile	83	4	1.58
	Chandler Lawson	83	4	1.58
	Makhi Mitchell	221	12	1.08
Double Doubles (273 ranked)	Trevon Brazile	73	4	3
	Makhi Mitchell	273	10	1
	Tramon Mark	273	10	1
Field Goal Attempts (345 ranked)	--			
Field Goal Percentage (350 ranked)	Tramon Mark	79	3	54.9
Field Goals (332 ranked)	Tramon Mark	198	7	67
Free Throw Attempts (336 ranked)	Khalif Battle	22	1	84
	Tramon Mark	283	14	50
Free Throw Percentage (347 ranked)	Khalif Battle	139	6	83.3
Free Throws (345 ranked)	Khalif Battle	15	1	70
	Tramon Mark	286	13	37
Minutes Per Game (350 ranked)	--			
Points (346 ranked)	Tramon Mark	227	9	186
	Khalif Battle	247	11	184
Points Per Game (350 ranked)	Tramon Mark	131	7	16.9
	Khalif Battle	242	12	15.3
Rebounds (337 ranked)	Trevon Brazile	211	10	81
Rebounds (Defensive) Per Game (345 ranked)	Trevon Brazile	243	12	4.67
Rebounds (Offensive) Per Game (300 ranked)	Trevon Brazile	282	15	2.08
Rebounds Per Game (342 ranked)	Trevon Brazile	208	11	6.8
Steals (289 ranked)	--			
Steals Per Game (343 ranked)	--			
Three Point Attempts (337 ranked)	--			
Three Point Percentage (111 ranked)	--			
Three Pointers Per Game (350 ranked)	Khalif Battle	263	14	2
Total 3-point FGM (339 ranked)	Khalif Battle	261	13	24
Triple Doubles (3 ranked)	--			



ERIC MUSSELMAN LIVE RADIO SHOW

Once again, there will be 12 Arkansas basketball radio shows, all starting at 7 pm, at Sassy's Red House (Shows 1-2) Sassy's BBQ and Grille (Shows 3-12).

Monday, Oct. 30
Tuesday, Nov. 7
Tuesday, Nov. 14
Monday, Nov. 27
Monday, Dec. 11
Monday, Dec. 18

Monday, Jan. 8
Monday, Jan. 22
Monday, Jan. 29
Monday, Feb. 5
Monday, Feb. 12
Monday, Mar. 4



COURTSIDE WITH ERIC MUSSELMAN

There will be 10, 30-minute TV shows featuring head coach Eric Musselman and Chuck Barrett. Each show will air on Sunday as well as on HOGS+ Please check local listings for times and channels in your area.

Sunday, Jan. 7
Sunday, Jan. 14
Sunday, Jan. 21
Sunday, Jan. 28
Sunday, Feb. 4

Sunday, Feb. 11
Sunday, Feb. 18
Sunday, Feb. 25
Sunday, Mar. 3
Sunday, Mar 10



2022-23 SEC STANDINGS

Thru Dec. 26, 2023



	SEC	PCT.	HOME	AWAY	OVERALL	PCT.	HOME	ROAD	NEUTRAL	STRK
Ole Miss	--	--	-	-	12-0	1.000	8-0	2-0	2-0	W12
South Carolina	--	--	-	-	11-1	.917	7-0	1-1	3-0	W4
Mississippi State	--	--	-	-	10-2	.833	4-1	0-1	6-0	W4
Auburn	--	--	-	-	9-2	.818	5-0	0-1	4-1	W4
Kentucky	--	--	-	-	9-2	.818	6-1	1-0	2-1	W3
Florida	--	--	-	-	9-3	.750	5-0	0-1	4-2	W5
Georgia	--	--	-	-	9-3	.750	8-0	1-0	0-3	W7
Tennessee	--	--	-	-	9-3	.750	6-0	1-1	2-2	W5
Arkansas	--	--	-	-	8-4	.667	6-1	0-0	2-3	W2
Texas A&M	--	--	-	-	8-4	.667	4-1	2-1	2-2	W1
Alabama	--	--	-	-	7-5	.583	6-1	0-1	1-3	W1
LSU	--	--	-	-	7-5	.583	5-2	0-1	2-2	W1
Missouri	--	--	-	-	7-5	.583	5-2	2-1	0-2	L3
Vanderbilt	--	--	-	-	4-8	.333	4-4	0-1	0-3	L4

AP (DEC. 18)		
1	Purdue (46)	11-1 1,486
2	Kansas (5)	11-1 1,424
3	Houston (9)	12-0 1,408
4	Arizona	9-2 1,191
5	UConn	11-2 1,150
6	TENNESSEE	9-3 1,124
7	Florida Atlantic	10-2 1,089
8	KENTUCKY	9-2 1,074
9	NORTH CAROLINA	8-3 954
10	Marquette	10-3 928
11	Illinois	9-2 902
12	OKLAHOMA	10-1 778
13	Gonzaga	9-3 577
14	BYU	11-1 575
15	Colorado State	11-1 573
16	DUKE	8-3 551
17	Baylor	10-2 532
18	Clemson	10-1 513
19	MEMPHIS	10-2 493
20	James Madison	12-0 417
21	Texas	9-2 342
22	Creighton	9-3 340
23	Wisconsin	9-3 287
24	OLE MISS	12-0 243
25	Providence	11-2 128

RECEIVING VOTES: AUBURN 121, Colorado 64, Miami 51, Utah 45, Virginia 40, Iowa State 21, Nevada 13, Ohio State 10, TEXAS A&M 9, San Diego St. 8, Michigan State 8, Villanova 6, New Mexico 6, Northwestern 5, Dayton 4, Grand Canyon 3, SOUTH CAROLINA 2, MISSISSIPPI STATE 2, ALABAMA 2, Princeton 1.

COACHES (Dec. 18)		
1	Purdue (24)	11-1 790
2	Kansas (1)	11-1 760
3	Houston (7)	12-0 751
4	Arizona	9-2 659
5	UConn	11-2 629
6	Florida Atlantic	10-2 618
7	TENNESSEE	9-3 613
8	Marquette	10-3 531
9	ILLINOIS	9-2 520
10	KENTUCKY	9-2 513
11	NORTH CAROLINA	8-3 460
12	BYU	11-1 378
13	OKLAHOMA	10-1 371
14	Colorado State	11-1 326
15	DUKE	8-3 316
16	Gonzaga	9-3 300
17	Clemson	10-1 280
18	MEMPHIS	10-2 271
19	Baylor	10-2 251
20	Creighton	9-3 161
21	James Madison	12-0 159
22	OLE MISS	12-0 153
23	Wisconsin	9-3 148
24	Texas	9-2 138
25	Providence	11-2 88

RECEIVING VOTES: AUBURN 65; Virginia 26; Colorado 24; Iowa State 19; TCU 16; Ohio State 13; Michigan State 10; Nevada 9; Utah 7; Grand Canyon 7; New Mexico 4; Villanova 3; TEXAS A&M 3; SOUTH CAROLINA 3; Miami (FL) 3; San Diego State 1; Princeton 1; Nebraska 1; Indiana 1

SEC SCHEDULE		
FRIDAY, DECEMBER 29		
Illinois St. at Kentucky	SEC	6:00 pm
Northwestern St. at LSU	SEC+	7:00 pm
SATURDAY, DECEMBER 30		
Quinnipiac at Florida	ESPNU	Noon
Alabama vs. Liberty (Birmingham)	--	1:00 pm
Florida A&M at South Carolina	SEC+	1:00 pm
Central Arkansas at Missouri	SEC	1:00 pm
Alabama A&M at Georgia	SEC+	2:00 pm
Dartmouth at Vanderbilt	SEC+	4:00 pm
UNCW at Arkansas	SEC	4:00 pm
Prairie View A&M at Texas A&M	SEC	6:00 pm
Chattanooga at Auburn	SEC	7:00 pm
SUNDAY, DECEMBER 31		
Bethune-Cookman at Miss St.	SEC+	2:00 pm
Bryant at Ole Miss	SEC	3:00 pm
TUESDAY, JANUARY 2		
Norfolk St. at Tennessee	SEC	6:00 pm
Penn at Auburn	SEC	8:00 pm

HOGS RANKING BY WEEK			
WEEK	AP	COACH	NET
Preseason	14	14	No Poll
Nov. 13	14	14	No Poll
Nov. 20	20	RV (#26)	No Poll
Nov. 27	RV (#35)	RV (#43)	No Poll
Dec. 4	RV (#36)	--	117
Dec. 11	--	--	103
Dec. 18	--	--	101
Dec. 25	--	--	96
Jan. 1	--	--	--
Jan. 8	--	--	--
Jan. 15	--	--	--
Jan. 22	--	--	--
Jan. 29	--	--	--
Feb. 5	--	--	--
Feb. 12	--	--	--
Feb. 19	--	--	--
Feb. 26	--	--	--
Mar. 5	--	--	--
Mar. 11	--	--	--
Apr. 8	No Poll	--	--

ARKANSAS IN THE POLLS						
Ranking in AP Poll unless " * " indicating <u>only ranked in the Coaches Poll</u>						
As	Overall	H	A	N	Last Meeting	Last Win
As #1	16-4	8-0	6-2	2-2	W, 97-79 vs #14 Georgetown @MEM (11/27/94)	Same
As #2	38-4	17-1	7-0	14-3	W, 76-72 vs #2 Duke @NCAA (4/4/94)	Same
As #3	29-5	13-0	10-5	6-0	W, 97-79 vs Tennessee (1/7/95)	Same
As #4	13-2	8-0	3-2	2-0	W, 94-71 at Missouri (12/3/94)	Same
As #5	13-8	1-1	2-4	10-3	L (OT), 95-93 vs #3 Kentucky @SEC (3/12/95)	69-58 vs #20 Alabama @SEC (3/11/95)
As #6	18-3	6-0	5-0	7-3	L, 89-78 vs #1 UCLA @NCAA (4/3/95)	75-68 vs #4 N. Carolina @NCAA (4/1/95)
As #7	18-1	4-0	7-0	7-1	W, 68-66 vs Auburn (3/4/95)	Same
As #8	9-10	6-1	1-5	2-4	L, 78-71 vs LSU @SEC (3/13/21)	70-64 vs Missouri @SEC (3/12/21)
As #9	27-7	7-1	6-2	15-4	L, 60-57 at LSU (12/28/22)	88-78 vs Oklahoma (12/10/22) @ Tulsa
As #10	20-4	11-1	2-1	7-2	W, 85-51 vs UNC Asheville (12/21/22)	Same
As #11	22-6	12-2	6-4	4-0	W, 99-58 vs San Jose St (12/03/22)	Same
As #12	22-9	11-0	8-5	2-4	L, 88-66 vs Oklahoma (12/11/21)	86-66 vs Charlotte (12/8/21)
As #13	18-6	12-1	3-5	3-0	L, 72-59 at #22 Auburn (1/7/23)	74-68 vs #20 Missouri (1/4/23)
As #14	32-6	16-1	8-2	8-3	L, 78-72 vs UNC (11/17/23)	86-77 vs Old Dominion (11/13/23)
As #15	16-6	4-2	9-2	3-2	L, 97-84 at Vanderbilt (1/4/23)	90-68 vs Tennessee State (11/7/00)
As #16	17-5	12-0	3-4	2-1	W, 93-80 vs UNI (11/7/21)	Same
As #17	18-9	5-0	5-2	****8-7	W, 69-78 vs #9 Duke @NCAA (3/26/22)	74-68 vs #1 Gonzaga @NCAA (3/24/22)
As #18	20-9	*10-4	8-4	2-1	W, 75-73 vs #6 Kentucky (2/26/22)	Same
As #19	16-7	8-2	3-3	5-2	L, 96-82 vs Ole Miss (1/17/15)	67-45 vs Wofford (11/9/07)
As #20	25-6	**11-0	1-0	***13-6	L, 87-72 vs #14 N. Carolina @Atlantic (11/24/23)	77-74 2OT vs Stanford (11/22/23)
As #21	6-4	3-0	0-1	3-3	L, 87-78 vs #15 N. Carolina @NCAA (3/21/15)	56-53 vs Wofford @NCAA (3/19/15)
As #22	8-5	4-1	2-3	2-1	L, 78-77 at Auburn (1/6/18)	84-79 (OT) vs Miss State @SEC (3/6/99)
As #23	7-1	5-0	2-1	0-0	W, 58-48 vs #16 Tennessee (2/19/22)	Same
As #24	7-1	4-0	3-0	0-1	L, 89-81 vs Hofstra @ NLR (12/18/21)	Same
As #25	6-3	6-0	0-3	0-1	W, 69-57 vs Ole Miss (01/21/23)	Same
TOT.	441-131	204-16	111-60	127-54	L, 87-72 vs #14 N. Carolina (11/24/23)	77-74 2OT vs Stanford (11/22/23)

ARKANSAS VERSUS THE POLLS										
Ranking in AP Poll unless * indicating only ranked in the Coaches Poll										
Vs	Overall	H	A	N	Last Meeting	Last Win				
Vs #1	3-11	1-2	0-2	2-7	W, 74-68 vs Gonzaga @NCAA (03/24/22)	Same				
Vs #2	6-9	5-2	0-6	1-1	L, 86-83 at Alabama (2/25/23)	Same				
Vs #3	0-15	0-1	0-3	0-11	L, 81-72 vs Baylor @ NCAA (3/29/21)	--				
Vs #4	6-13	2-3	1-7	3-3	W, 72-71 vs Kansas @ NCAA (3/18/23)	Same				
Vs #5	4-4	4-1	0-1	0-2	W, 74-71 vs Texas A&M (1/27/16)	Same				
Vs #6	7-11	4-3	0-5	3-3	W, 75-73 vs Kentucky (2/26/22)	Same				
Vs #7	2-5	2-0	0-1	0-4	W, 80-75 vs Duke *11/29/23	Same				
Vs #8	3-4	2-0	1-3	0-1	L, 82-65 vs Kentucky @SEC (3/12/17)	88-61 vs Alabama (1/6/07)				
Vs #9	2-6	0-0	1-4	1-2	L, 78-69 vs Duke @NCAA (3/26/22)	91-82 vs Arizona @NCAA (4/2/94)				
Vs #10	5-6	2-2	2-1	1-3	L, 88-65 vs UConn @NCAA (03/23/23)	(OT), 86-81 at Missouri (2/13/21)				
Vs #11	5-8	2-2	1-4	2-2	L (OT), 79-76 vs Auburn (2/4/20)	104-93 vs Missouri (12/5/95)				
Vs #12	7-10	2-2	2-5	*3-3	L, 75-57 at Tennessee (2/28/23)	Same				
Vs #13	6-4	3-0	0-2	3-2	L, 78-74 at Tennessee (3/5/22)	87-85 vs Kentucky (1/14/14)				
Vs #14	5-8	3-2	0-3	2-3	L, 87-72 vs North Carolina (11/24/24)	91-82 vs Auburn (2/27/18)				
Vs #15	3-5	3-0	0-2	0-3	L, 87-78 vs N. Carolina @NCAA (3/21/15)	98-88 vs Mississippi State (1/7/12)				
Vs #16	4-7	2-2	0-4	2-1	W, 58-48 vs Tennessee (2/19/22)	Same				
Vs #17	4-4	1-2	1-1	2-1	L, 67-64 at Baylor (1/28/23)	(OT), 78-74 vs San Diego St (11/23/22)				
Vs #18	5-8	1-2	2-3	2-3	L, 67-61 vs Texas A&M @SEC (3/10/23)	80-73 at Ole Miss (1-31-10)				
Vs #19	8-4	3-1	3-1	2-2	L, 79-70 vs Oklahoma @ Tulsa (12/9/23)	90-89 at LSU (2/2/19)				
Vs #20	11-5	5-2	1-2	5-1	W, 74-68 vs Missouri (1/5/23)	Same				
Vs #21	5-3	2-1	1-0	2-2	W, 68-66 vs TX Tech @NCAA (3/21/21)	Same				
Vs #22	4-3	4-1	0-2	0-0	L, 72-59 at #22 Auburn (1/7/23)	(OT), 77-76 vs Kentucky (2/23/11)				
Vs #23	3-8	1-2	0-3	2-2	L, 88-79 vs Kentucky (3/4/23)	Same				
Vs #24	2-4	1-2	*0-1	*1-1	*L, 90-59 at Alabama (1/16/21)	*86-72 vs Indiana @NCAA (3/21/08)				
Vs #25	4-5	*3-2	*0-1	1-2	L, 62-56 at Texas A&M (2/15/16)	82-74 vs Vanderbilt (1/31/22)				
TOT.	114-169	58-37	16-67	40-65	L, 79-70 vs Oklahoma @ Tulsa (12/9/23)	80-75 vs #7 Duke (11/29/23)				

RANKED ARKANSAS VERSUS RANKED OPPONENT										
Overall	H	A	N							
48-51	18-4	4-16	26-31	LAST TIME: #20 ARK vs #14 UNC - L, 72-87 (11/29/23) LAST W: 74-68 v #20 MIZ (01/04/23)						
				LAST W at Home: #13 ARK v #20 MIZ - W, 74-68 (01/04/23)						
				LAST W on Road: #10 ARK at #18 BAMA - W, 86-80 (2/15/95)						
				LAST W vs Neutral: #9 ARK vs #17 AZTECS - W, 78-74 (ot) (11/23/22)						

VERSUS 2023-24 OPPONENTS

NON-CONFERENCE

School	Gms	Series Record	H	A	N	Last Meeting
Abilene Christian	2	Arkansas Leads, 2-0	2-0	--	--	H - W, 83-73 (12/21/20)
Alcorn State	6	Arkansas Leads, 6-0	6-0	--	--	H - W, 93-59 (11/06/23)
Duke	5	Arkansas Leads, 3-2	1-0	--	2-2	H - W, 80-75 (11/29/23)
Furman	1	Arkansas Leads, 1-0	1-0	--	--	H - W, 97-83 (12/04/23)
Gardner-Webb	3	Arkansas Leads, 3-0	3-0	--	--	H - W, 86-68 (11/10/23)
Lipscomb	3	Arkansas Leads, 3-0	2-0	--	1-0	N - W, 69-66 (12/17/23) @ NLR
Memphis	22	Series Tied, 11-11	5-1	4-5	2-5	N - L, 84-79 (11/23/23) @Atlanta
Oklahoma	31	Arkansas Leads, 19-14	8-5	3-7	6-2	N - L, 79-70 (12/09/23) @Tulsa
North Carolina	11	Arkansas Trails, 3-8	0-0	0-0	3-8	N, L, 87-72 (11/24/23) @ Atlanta
UNC Greensboro	3	Arkansas Leads, 2-1	2-1	--	--	H - L, 78-72 (11/17/23)
UNC Wilmington • FIRST MEETING •						
Old Dominion	1	Arkansas Leads, 1-0	1-0	0-0	0-0	H - W, 86-77 (11/13/23)
Stanford	3	Arkansas Trails 1-2	--	--	1-2	N - W, 77-74 2OT (11/23/23) @Atlanta

SOUTHEASTERN CONFERENCE

School	Gms	Series Record	H	A	N	Last Meeting
Alabama	68	Arkansas Leads, 36-32	20-7	8-23	8-2	A - L, 86-83 (02/25/23)
• SEC Only	58	Series Tied, 29-29	20-7	8-21	1-1	
Auburn	59	Arkansas Leads, 38-21	23-5	13-15	2-1	N - W, 76-73 (03/09/23)
• SEC Only	58	Arkansas Leads, 38-20	23-5	13-15	2-0	
Florida	41	Arkansas Trails, 15-26	10-7	3-14	2-5	H - W, 84-65 (02/18/23)
• SEC Only	SAME					
Georgia	42	Arkansas Leads, 26-16	13-3	6-10	6-3	H - W, 97-65 (02/22/23)
• SEC Only	SAME					
Kentucky	48	Arkansas Trails, 14-34	8-9	5-15	1-10	H - L, 88-79 (03/04/23)
• SEC Only	43	Arkansas Trails, 14-29	8-9	5-13	1-8	
LSU	77	Arkansas Leads, 42-35	23-8	13-20	6-7	H - W, 60-40 (01/24/23)
• SEC Only	68	Arkansas Leads, 38-30	23-8	12-19	3-3	
Ole Miss	85	Arkansas Leads, 52-33	18-11	10-20	24-2	H - W, 67-57 (01/21/23)
• SEC Only	56	Arkansas Leads, 30-27	18-10	10-18	1-0	
Mississippi State	68	Arkansas Leads, 35-33	23-9	7-23	5-1	H - L, 70-64 (02/11/23)
• SEC Only	59	Arkansas Leads, 30-29	22-8	6-21	2-0	
Missouri	60	Arkansas Leads, 33-27	19-10	12-17	2-0	A - L, 76-79 (01/18/23)
• SEC Only	23	Arkansas Leads, 14-9	9-2	4-7	1-0	
South Carolina	38	Arkansas Leads, 23-15	12-5	8-8	3-2	A - W, 65-63 (02/04/23)
• SEC Only	SAME					
Tennessee	47	Arkansas Trails, 22-25	12-4	4-16	6-5	A - L, 75-57 (02/28/23)
• SEC Only	43	Arkansas Trails, 19-24	12-4	4-16	3-4	
Texas A&M	167	Arkansas Leads, 106-61	61-15	38-40	7-6	N - L, 67-61 (02/10/23)
• SEC Only	21	Arkansas Leads 11-10	9-1	2-7	0-2	
Vanderbilt	43	Arkansas Leads, 29-14	16-4	8-9	5-1	A - L, 97-84 (01/14/23)
• SEC Only	41	Arkansas Leads 28-13	15-4	8-8	5-1	

AT THE SEC TOURNEY

Overall: 30-30
 1st Rd: 4-10
 2nd Rd: 2-2
 Quarterfinal: 16-3
 Semifinal: 7-9
 Final: 1-6

RECORD BY OPPONENT

Opponent	Record	Last Meeting
Alabama	1-1	1995, W, 69-58 (Semis)
Auburn	2-0	2023, W, 76-73 (2nd)
Florida	2-5	2019, L, 66-50 (2nd)
Georgia	6-3	2015, W, 60-49 (Semis)
Kentucky	1-9	2017, L, 82-65 (Final)
LSU	3-3	2022, W, 79-67 (Semis)
Ole Miss	1-0	2017, W, 73-72 (Quart)
Mississippi State	2-0	2007, W, 81-72 (Semis)
Missouri	1-0	2021, W, 70-64 (Quart)
South Carolina	3-2	2018, W, 69-64 (2nd)
Tennessee	3-4	2018, L, 84-66 (Semis)
Texas A&M	0-2	2023, L, 67-61 (Quart)
Vanderbilt	5-1	2020, W, 86-73 (1st)

AT THE NCAA TOURNEY

Overall: 50-35
 1st Rd: 19-8
 2nd Rd: 12-10
 Sweet 16: 8-6
 Elite 8: 6-5
 Final Four: 2-4
 Championship: 1-1
 - Regional/Final Consolations: 2-1

RECORD BY OPPONENT

Opponent	Record	Last Meeting
Alabama	1-0	1991, W, 93-70 (Sweet 16)
Arizona	1-0	1994, W, 91-82 (Final 4)
Arizona State	1-0	1991, W, 91-90 (2nd)
Baylor	0-1	2021, L, 81-72 (Elite 8)
Bucknell	0-1	2006, L, 59-55 (1st)
Butler	0-1	2018, L, 79-62 (1st)
Cal St-Fullerton	1-0	1979, W, 61-58 (Elite 8)
Cincinnati	0-1	1958, L, 97-62 (Final 4 con)
Colgate	1-0	2021, W, 85-68 (1st)
Connecticut	0-1	2023, L, 88-65 (Sweet 16)
Dayton	1-0	1990, W, 86-84 (2nd)
Duke	1-2	2022, L, 78-69 (Elite 8)
Georgetown	1-1	2001, L, 63-61 (1st)
Georgia State	1-0	1991, W, 117-76 (1st)
Gonzaga	1-0	2022, W, 74-68 (Sweet 16)
Holy Cross	1-0	1993, W, 94-64 (1st)
Illinois	1-0	2023, W, 73-74 (1st)
Indiana	1-0	2008, W, 86-72 (1st)
Indiana State	0-1	1979, L, 73-71 (Elite 8)
Iowa	1-1	1999, L, 82-72 (2nd)
Kansas	1-1	2023, W, 72-71 (2nd)
Kansas State	0-2	1982, L, 65-64 (2nd)
Kentucky	0-1	1979, L, 64-59 (Final 4)
LSU	0-1	1981, L, 75-56 (Sweet 16)
Louisville	2-2	1989, L, 93-74 (2nd)
Loyola-Marymount	1-0	1989, W, 120-101 (1st)
Marquette	1-0	1996, W, 65-56 (2nd)
UMass	0-1	1996, L, 79-63 (Sweet 16)
Memphis	1-1	1995, W, 96-91 OT (Sweet 16)
Mercer	1-0	1981, W, 73-67 (1st)
Miami (Fla.)	0-1	2000, L, 75-71 (1st)
Michigan	1-0	1994, W, 76-68 (Elite 8)

2023-24


#PROHOGS

44	NBA Draft Selections	16	All-Star Game Appearances	14	All-Defensive Team Honors
-----------	-----------------------------	-----------	----------------------------------	-----------	----------------------------------



PATRICK BEVERLEY

- 11th Year in NBA
- 3x NBA All-Defensive Team
- 2009 - 2nd RD/42nd overall



ANTHONY BLACK

- 1st Year in NBA
- T2nd Highest Hog NBA Pick
- 2023 - 1st RD/6th overall



RICKY COUNCIL IV

- 1st Year in NBA
- 2023-24 2-Way Free Agent




DANIEL GAFFORD

- 5th Year in NBA
- 2019 - 2nd RD/38th overall




ISAIAH JOE

- 4th Year in NBA
- 2020 - 2nd RD/49th overall



MOSES MOODY

- 3rd Year in NBA
- 1st Hog to be "1 & Done"
- 2021 - 1st RD/14th Pick
- 2022 NBA Champion



BOBBY PORTIS

- 9th Year in NBA
- 2021 NBA Champion
- 2015 - 1st RD/22nd overall
- 2023 Team USA Member



NICK SMITH JR.

- 1st Year in NBA
- 2023 - 1st RD/27th overall



JORDAN WALSH

- 1st Year in NBA
- 2023 - 2nd RD/38th overall



STANLEY UMUODE

- 2nd Year in NBA
- 2022-23 Free Agent
- 2023-24 Two-Way Contract



JAYLIN WILLIAMS

- 1st Year in NBA
- 2022 - 2nd RD/34th overall

15	First Round Draft Picks	7	All-NBA Selections	6	NBA Champions
-----------	--------------------------------	----------	---------------------------	----------	----------------------

PROHOGS AROUND THE WORLD

Adrio Bailey #	BK Redstone Olomoucko (Czech)
Jaylen Barford	Lokomotiv (Russia)
Coty Clarke	Nagoya DD (Japan)
Jabril Durham	Start Lublin (Poland)
Courtney Fortson	Karhubasket (Finland)
Dusty Hannahs	Ironi Nes Ziona B.C. (Israel)
Delvon Johnson	Usti n/Labem (Czech Republic)
Joe Johnson	Triplets (USA BIG3)
Kamani Johnson #	Pacific Caesar (Indonesia)
Mason Jones #	Dağca Basketbol (Turkey)
Chris Lykes #	Denain Voltaire (France)
Daryl Macon	Shenzhen Leopards (China)
Rashad Madden	E.Netanya (Israel)
JD Notae #	Pallacanestro Trapani (Italy)
Michael Qualls	Metros (Dominican Republic)
Justin Smith #	Hapoel Holon B.C. (Israel)
Dustin Thomas	Szolnok (Hungary)
Trey Wade #	Start Lublin (Poland)
Jimmy Whitt #	Halcones de Obregon (Mexico)
Jalen Tate #	Hapoel Tel Aviv (Israel)
Charles Thomas	Olimpia Kings (Paraguay)
Au'Diese Toney #	Grand Rapids (G League)
Sonny Weems	Shanxi Loongs (China)
# - Played for Eric Musselman	





ERIC MUSSELMAN

ARKANSAS HEAD COACH

San Diego, 1987

103-46 • 5th year as Arkansas head coach

213-80 • 9th year as collegiate head coach

503-291 • 14 seasons as professional head coach

- 1996 USBL Coach of the Year
- 2003 NBA Coach of the Year Runner-Up
- 2012 NBA D-League Coach of the Year
- 2016 Bleacher Report's Mountain West Coach of the Year
- 2017 USBWA District VIII Coach of the Year
- 2018 USBWA District VIII Coach of the Year
- 2018 NABC District 17 Coach of the Year
- 2018 Mountain West Coach of the Year
- 2021 Jim Phelan Coach of the Year Finalist
- 2021 Werner Ladder Naismith Coach of the Year Semifinalist
- 2021 Basketball Times Midlands District Coach of the Year

COLLEGIATE HEAD COACHING RECORD

Year	Overall	Conf	Finish	Conf Tourn	NCAA/CBI Postseason	Final/Rank
2015-16	24-14	10-8	MW (T-4th)	1-1	5-1 • CBI Champion	--/--
2016-17	28-7	14-4	MW (1st)	3-0 *	0-1 • #12 seed NCAA 1st Rd	--/--
2017-18	29-8	15-3	MW (1st)	1-1	2-1 • #7 seed NCAA Sweet 16	24/20
2018-19	29-5	15-3	MW (1st)	1-1	0-1 • #7 seed NCAA 1st Rd	20/23
2019-20	20-12	7-11	SEC (T-10th)	1-0 +	Canceled	--/--
2020-21	25-7	13-4	SEC (2nd)	1-1	3-1 • #3 seed NCAA Elite 8	10/6
2021-22	28-9	13-5	SEC (4th)	1-1	3-1 • #4 seed NCAA Elite 8	17/8
2022-23	22-14	8-10	SEC (T-9th)	1-1	2-1 • #8 seed NCAA Sweet 16	--/21
2023-24	8-4	0-0				
Total	213-80	95-48		10-6	15-7 (10-6 NCAA / 5-1 CBI)	

* - Tournament champion / + - SEC Tourney canceled after Rd 1 due to COVID

MUSSELMAN'S CAREER AS HEAD COACH

NOTE: Professional basketball **DOES NOT** count postseason toward season W-L record nor to head coach W-L record

Year	Team	League	Record	Note for the Season	Reg. Season Div./Conf. Finish	Postseason
1989-90	Rapid City	CBA	42-14	MOST WINS IN CBA	1st National Conf.	Finals (8-8) *
1991-92	Rapid City	CBA	37-19	2nd-most wins in CBA	1st National Conf.	Finals (9-7) *
1992-93	Rapid City	CBA	44-12	MOST WINS IN CBA	1st National Conf.	Conf. Finals (5-3) *
1993-94	Rapid City	CBA	37-19	MOST WINS IN CBA	1st National Conf.	Conf. Finals (5-5) *
1994-95	Rapid City	CBA	31-25	6th-most wins in CBA	5th National Conf.	Conf. 1st Rd (0-2) *
1995-96	Florida	CBA	41-15	MOST WINS IN CBA	1st National Conf.	Conf. Finals (5-3) *
1996-97	Florida	CBA	38-18	2nd-most wins in CBA	1st American Conf.	Finals (7-6) *
1995	Florida	USBL	25-2	MOST WINS IN USBL	1st Overall	Champion (1-0) *
1996	Florida	USBL	28-1	MOST WINS IN USBL	1st Southern Div.	Champion (3-0) *
2002-03	Golden State	NBA	38-44	6th Pacific Division	11th Western Conf.	--
2003-04	Golden State	NBA	37-45	T4th Pacific Division	11th Western Conf.	--
2006-07	Sacramento	NBA	33-49	5th Pacific Division	11th Western Conf.	--
2010-11	Reno	D-League	34-16	2nd-most wins in NBADL	1st Western Conf.	Semifinals (2-3) *
2011-12	Los Angeles	D-League	38-12	MOST WINS IN NBADL	1st Western Conf.	Finals (5-2) *
2015-16	Nevada	NCAA	24-14	Led NCAA in FT Made	T-4th Mountain West	CBI Champion (5-1)
2016-17	Nevada	NCAA	28-7	NCAA: 13th FTA & A-TO ratio	1st Mountain West	#12 seed - NCAA 1st Rd (0-1)
2017-18	Nevada	NCAA	29-8	NCAA: 2nd A-TO/9th FTM	1st Mountain West	#7 seed - NCAA Sweet 16 (2-1)
2018-19	Nevada	NCAA	29-5	9th in NCAA in Scoring Margin	1st Mountain West	#7 seed - NCAA 1st Rd (0-1)
2019-20	Arkansas	NCAA	20-12	Led NCAA in 3Pt% Def	T-10th SEC	Canceled
2020-21	Arkansas	NCAA	25-7	NCAA: 2nd FTM/11th Scoring	2nd SEC	#3 seed - NCAA Elite 8 (3-1)
2021-22	Arkansas	NCAA	28-9	Led NCAA in FTM/FTA	4th SEC	#4 seed - NCAA Elite 8 (3-1)
2022-23	Arkansas	NCAA	22-14	NCAA: 14th BLKS/17th FTA	T-9th SEC	#8 seed - NCAA Sweet 16 (2-1)
2023-24	Arkansas	NCAA	8-4			
2010	Dominican Team		5-1	Silver Medal Centrobasket Championship		
2011	Venezuelan Team		12-9	5th FIBA Americas Championship		
2012	Venezuelan Team		7-4	Silver Medal FIBA South American Championship		

MUSSELMAN COMPOSITE COACHING RECORD

COLLEGIATE	9th Yr	Overall	Conf	Conf Tourn	NCAA/CBI	ALL POST
Nevada	4 yrs	213-80	95-48	10-6	10-6 / 5-1	25-13
Arkansas	5th yr	103-46	54-18	6-3	2-3 / 5-1	13-7
		103-46	41-30	4-3	8-3 / --	12-6

PROFESSIONAL 14 Seasons 503-291 (50-39 Postseason *)

CBA	7 years	270-122	(39-34 Postseason *)
Rapid City	5 years	191-89	(27-25 Postseason *)
Florida	2 years	79-33	(12-9 Postseason *)
USBL	2 years	53-3	(4-0 Postseason *)
Florida	2 years	53-3	(4-0 Postseason *)
NBA	3 years	108-138	--
Golden State	2 years	75-89	--
Sacramento	1 year	33-49	--
D-League	2 years	72-28	(7-5 Postseason *)
Reno	1 year	34-16	(2-3 Postseason *)
Los Angeles	1 year	28-12	(5-2 Postseason *)
INTERNATIONAL	3 Years	24-14	--
Dominican	1 years	5-1	--
Venezuelan	2 years	19-13	--

* - Note, professional basketball does not include playoff results in W-L record

* - Musselman's pro record including playoffs is 553-330

MUSSELMAN STOPS BY YEAR

1988-89	General Mgr	Rapid City Thrillers	CBA
1989-90	Head Coach	Rapid City Thrillers	CBA
1990-91	Asst. Coach	Minnesota Timberwolves	NBA
1991-92	Head Coach	Rapid City Thrillers	CBA
1992-93	Head Coach	Rapid City Thrillers	CBA
1993-94	Head Coach	Rapid City Thrillers	CBA
1994-95	Head Coach	Rapid City Thrillers	CBA
Spring '95	Head Coach	Florida Sharks	USBL
1995-96	Head Coach	Florida Beachdogs	CBA
Spring '96	Head Coach	Florida Sharks	USBL
1996-97	Head Coach	Florida Beachdogs	CBA
1998-99	Asst. Coach	Orlando Magic	NBA
1999-00	Asst. Coach	Orlando Magic	NBA
2000-01	Asst. Coach	Atlanta Hawks	NBA
2001-02	Asst. Coach	Atlanta Hawks	NBA
2002-03	Head Coach	Golden State Warriors	NBA
2003-04	Head Coach	Golden State Warriors	NBA
2004-05	Asst. Coach	Memphis Grizzlies	NBA
2005-06	Asst. Coach	Memphis Grizzlies	NBA
2006-07	Head Coach	Sacramento Kings	NBA
2007-10	- DID NOT COACH FOR 3 SEASONS -		
2010-11	Head Coach	Reno Bighorns	NBADL
2011-12	Head Coach	Los Angeles Defenders	NBADL
2012-13	Asst. Coach	Arizona State Sun Devils	NCAA
2013-14	Assoc. HC	Arizona State Sun Devils	NCAA
2014-15	Assoc. HC	LSU Tigers	NCAA
2015-16	Head Coach	Nevada Wolf Pack	NCAA
2016-17	Head Coach	Nevada Wolf Pack	NCAA
2017-18	Head Coach	Nevada Wolf Pack	NCAA
2018-19	Head Coach	Nevada Wolf Pack	NCAA
2019-20	Head Coach	Arkansas Razorbacks	NCAA
2020-21	Head Coach	Arkansas Razorbacks	NCAA
2021-22	Head Coach	Arkansas Razorbacks	NCAA
2022-23	Head Coach	Arkansas Razorbacks	NCAA
2023-24	Head Coach	Arkansas Razorbacks	NCAA



MUSSELMAN AT A GLANCE

- Was named Arkansas' 13th head men's basketball coach on April 7, 2019. He has 31 years of coaching experience including eight years as a collegiate head coach and 14 as a professional head coach.
- **In his first eight years as a collegiate head coach, has won at least 20 games each season (24, 28, 29, 29, 20, 25, 28 and 22), advanced to all seven postseasons played (including six straight NCAA tournaments) and reached four NCAA Sweet 16's**, including a Elite 8 appearances with the Hogs in both 2021 and '22.
- At Arkansas, produced four "one-and-dones," three first-round draft picks - including two lottery picks, and six NBA draft picks. Overall, had at least one player drafted in five years straight: **Cody Martin** (2nd Rd, pick 36); **Isaiah Joe** (2nd Rd, pick 49); **Moses Moody** (1st Rd, pick 14); **Jaylin Williams** (2nd Rd, pick 34); **Anthony Black** (1st Rd, pick 6); **Nick Smith Jr.** (1st Rd, pick 27) and **Jordan Walsh** (2nd Rd, pick 38). Also, free agents **Caleb Martin**, **Mason Jones** and **Stanley Umude** have made NBA rosters.
- Defeated AP #1 Auburn on Gonzaga in 2022 and #1 NCAA seed Kansas in 2023.
- Prior to entering the collegiate head coaching ranks, was a head coach for seven professional teams, including two seasons with the Golden State Warriors (2002-04) and one with the Sacramento Kings (2006-07). He won over 550 games as a professional head coach with a combined pro winning percentage of .626 (553-330).
- Played collegiately at the University of San Diego and helped the Toreros to NCAA Tournament berths in 1984 and 1987. He was recipient of the program's Bugelli Leadership Award as a senior.
- Is married to Danyelle Sargent Musselman, who has worked at ESPN, Fox Sports and the NFL Network as a broadcaster. Has two sons, Michael and Matthew, and he and Danyelle have a daughter, Mariah.
- Musselman's father Bill was also an NBA head coach and they were the first father-son combination to become head coaches in the NBA.

MUSSELMAN DID YOU KNOWS

- Named General Manager of CBA's Rapid City Thrillers at age of 22. The next year, became head coach of the Thrillers at he age of 23, the youngest coach in CBA history.
- From 1990-1997, had 26 players called up to the NBA, the highest number in the league during that span.
- Is the only person in CBA history to coach in five league All-Star Games (1990, 1992, 1993, 1994, 1997)
- The first coach in professional basketball history to win 100 games by the age of 28.
- At the age of 37, named head coach of the Golden State Warriors and was the youngest head coach ever hired by an NBA team at the time.
- He and his father, Bill, were first father-son combination to both become head coaches in NBA history.
- In 2003, was runner-up to Gregg Popovich for NBA Coach of the Year Award voting (231 points, including 26 first-place votes).
- Is the CBA's third all-time winningest coach (270-122 in seven seasons) and the most successful coach (54-3 in two seasons) in the history of the United States Basketball League.
- Led CBA in scoring (116.7 ppg) in 192-93 and was 2nd in NBA in scoring (102.4 ppg) in 2002-03.
- Only needed 130 games to win his 100th game as a collegiate head coach. He was the 27th-fastest coach in NCAA history to reach 100 wins but was the ninth-fastest since 1970.
- In his first season at Arkansas (2020), the Razorbacks led the NCAA in 3-point field goal percentage defense while Arkansas led the NCAA in both free throws made and attempted in 2022.

MUSSELMAN VS. ALL OPPONENTS

Opponent	Overall	at Nevada	at Arkansas	Last Meeting
Abilene Christian	2-0	0-0	2-0	12/20/20
Air Force	7-0	7-0	0-0	03/05/19
Akron	1-0	1-0	0-0	12/22/18
Alabama	2-4	0-0	2-4	02/25/23
Alcorn State	1-0	0-0	1-0	11/06/23
Arizona State	1-0	1-0	0-0	12/07/18
Auburn	4-2	0-0	4-2	03/09/23
Austin Peay	1-0	0-0	1-0	11/12/19
Baylor	0-2	0-0	0-2	01/28/23
Boise State	7-2	7-2	0-0	02/02/19
Bradley	2-0	1-0	1-0	12/17/22
Buffalo	1-0	1-0	0-0	11/25/16
BYU	1-0	1-0	0-0	11/06/18
Cal State Fullerton	0-1	0-1	0-0	11/28/15
California Baptist	1-0	1-0	0-0	11/19/18
Central Arkansas	2-0	0-0	2-0	12/01/21
Charlotte	1-0	0-0	1-0	12/11/21
Cincinnati	2-0	1-0	1-0	11/23/21
Coastal Carolina	1-0	1-0	0-0	11/13/15
Colgate	1-0	0-0	1-0	03/19/21
Colorado State	7-1	7-1	0-0	02/02/19
Connecticut	0-1	0-0	0-1	03/23/23
Creighton	0-1	0-0	0-1	11/22/22
Davidson	1-0	1-0	0-0	11/21/17
Drake	1-0	1-0	0-0	12/12/15
Duke	1-1	0-0	1-1	11/29/23
Eastern Washington	1-0	1-0	0-0	03/21/16
Elon	1-0	0-0	1-0	12/21/21
Florida	3-2	0-1	3-1	02/18/23
Fordham	1-0	0-0	1-0	11/11/22
Fresno Pacific	1-0	1-0	0-0	12/09/15
Fresno State	6-3	6-3	0-0	02/23/19
Furman	1-0	0-0	1-0	12/04/23
Gardner-Webb	2-0	0-0	2-0	11/10/23
Georgia	3-1	0-0	3-1	02/21/23
Georgia Tech	1-0	0-0	1-0	11/25/19
Grand Canyon	1-0	1-0	0-0	12/09/18
Gonzaga	1-0	0-0	1-0	03/24/22
Hawai'i	1-1	1-1	0-0	11/24/17
Hofstra	0-1	0-0	0-1	12/18/21
Holy Names	1-0	1-0	0-0	11/30/15
Idaho	1-0	1-0	0-0	11/10/17
Illinois	1-0	0-0	1-0	03/16/23
Illinois State	1-0	1-0	0-0	11/29/17
Indiana	1-0	0-0	1-0	12/29/19
Iona	1-1	1-1	0-0	11/26/16
Iowa State	0-1	0-1	0-0	03/16/17
Kansas	1-0	0-0	1-0	3/218/23
Kansas State	1-0	0-0	1-0	11/02/21
Kentucky	3-2	0-0	3-2	03/04/23
Lipscomb	2-0	0-0	2-0	12/16/23
Little Rock	1-0	0-0	1-0	12/04/21
Lipscomb	1-0	0-0	1-0	12/05/20
Little Rock	1-0	1-0	0-0	11/16/18
LSU	6-4	0-0	6-4	01/24/23
Louisville	1-0	0-0	1-0	11/21/22
Loyola-Chicago	1-1	1-1	0-0	11/28/18
Loyola Marymount	1-0	1-0	0-0	11/14/16
Massachusetts	1-0	1-0	0-0	11/23/18
Mercer	1-0	0-0	2-0	11/09/21
Memphis	0-1	0-0	0-1	11/23/23
Ole Miss	4-0	0-0	4-0	01/21/23
Mississippi State	2-4	0-0	2-4	02/11/23
Mississippi Valley	1-0	0-0	1-0	11/25/20
Missouri	6-3	0-0	6-3	01/04/23
Montana	2-0	1-0	1-0	11/16/19
Montana State	1-0	1-0	0-0	11/15/15
Morehead State	2-1	2-1	0-0	04/01/16
New Mexico	5-3	5-3	0-0	02/09/19
New Mexico State	1-0	0-0	1-0	03/19/22
North Carolina	0-1	0-0	0-1	11/24/23

MUSSELMAN VS. ALL OPPONENTS

Opponent	Overall	at Nevada	at Arkansas	Last Meeting
North Dakota State	1-0	0-0	1-0	11/07/22
North Texas	2-0	0-0	2-0	11/29/20
Northern Iowa	1-0	0-0	1-0	11/17/21
Northern Kentucky	1-0	0-0	1-0	11/30/19
Oakland	1-0	1-0	0-0	11/23/16
Oklahoma	1-2	0-0	1-1	12/09/22
Oklahoma State	0-1	0-0	0-1	01/30/21
Old Dominion	1-0	0-0	1-0	11/13/23
Oral Roberts	2-0	0-0	2-0	03/27/21
Oregon State	1-1	1-1	0-0	11/18/16
Pacific	4-0	4-0	0-0	11/09/18
Penn	1-0	0-0	1-0	11/28/21
Portland State	1-0	1-0	0-0	11/25/15
Radford	1-0	1-0	0-0	12/17/17
Rhode Island	1-0	1-0	0-0	11/13/17
Rice	1-0	0-0	1-0	11/05/19
Saint Mary's	0-1	0-1	0-0	11/11/16
San Diego State	4-7	3-7	1-0	11/23/22
San Francisco	0-1	0-1	0-0	12/23/17
San Jose State	6-0	6-0	1-0	12/03/22
Santa Clara	2-0	2-0	0-0	11/15/17
South Carolina	3-1	0-0	3-1	02/04/23
South Dakota	1-0	0-0	1-0	11/22/19
South Dakota State	2-0	1-0	1-0	11/16/22
Southern	1-0	0-0	1-0	12/09/20
Southern Cal	1-0	1-0	0-0	12/01/18
Southern Illinois	1-0	1-0	0-0	12/22/17
Stanford	1-0	0-0	1-0	11/22/23
Tennessee	2-4	0-0	2-4	02/28/23
Texas	1-0	1-0	0-0	03/16/18
Texas A&M	4-5	0-0	4-5	03/10/23
Texas Tech	1-0	0-0	1-0	03/21/21
TCU	1-1	0-1	1-0	01/25/20
Texas Southern	1-0	0-0	1-0	11/19/19
Texas Tech	0-1	0-1	0-0	12/05/17
Towson	1-0	1-0	0-0	12/21/16
Troy	1-0	0-0	1-0	11/28/22
Tulsa	2-0	1-0	1-0	12/14/19
UC Davis	1-0	1-0	0-0	12/19/17
UC Irvine	2-0	2-0	0-0	12/02/17
UC Santa Barbara	1-0	1-0	0-0	12/22/16
UNC Asheville	1-0	0-0	1-0	12/21/22
UNC Greensboro	1-1	0-0	1-1	11/17/23
UNC Wilmington	• FIRST MEETING •			
UNLV	7-2	7-2	0-0	02/27/19
UT Arlington	1-0	0-0	1-0	12/02/20
Utah	1-0	1-0	0-0	12/29/18
Utah State	7-2	7-2	0-0	03/02/19
Valparaiso	1-0	0-0	1-0	12/21/19
Vanderbilt	3-2	0-0	3-2	01/04/22
Vermont	2-0	1-0	1-0	03/17/16
Washington	1-0	1-0	0-0	12/11/16
West Virginia	1-0	0-0	1-0	01/29/22
Western Kentucky	0-1	0-0	0-1	12/07/19
Wichita State	0-1	0-1	0-0	12/22/15
Wyoming	5-1	5-1	0-0	02/16/19
Totals	213-80	110-34	103-46	

MUSSELMAN VS. CONFERENCES

American Athletic	4-1	CAA	2-1	Ohio Valley	3-1
American East	2-0	C-USA	4-1	Pac-12	6-1
ACC	4-2	Horizon League	2-0	Patriot League	1-0
Atlantic Sun	3-0	Ind./Non D-1	2-0	SEC	44-34
Atlantic 10	4-0	Ivy League	1-0	SoCon	3-1
Big East	0-2	MAAC	1-1	Southland	2-0
Big Sky	6-0	Mid-American	1-0	SWAC	4-0
Big South	5-0	MEAC	0-0	Summit League	6-0
Big Ten	2-0	Missouri Valley	8-2	Sun Belt	6-0
Big 12	7-8	Mountain West	62-21	WCC	9-2
Big West	5-2	Northeast	0-0	WAC	4-0

MUSSELMAN RECORD BREAKDOWN

OVERALL:	213-80
- AT ARKANSAS.....	103-46
Home:.....	123-15.....66-10 at Arkansas
Away:.....	50-43.....16-24 at Arkansas
Neutral:.....	39-22.....21-12 at Arkansas
CONFERENCE GAMES:	95-48
- AT ARKANSAS.....	41-30
Home:.....	59-14.....28-9 at Arkansas
Away:.....	36-34.....13-19 at Arkansas
VS RANKED TEAMS: 14-23	AS RANKED TEAM:82-28
- AT ARKANSAS.....12-20	- AT ARKANSAS44-15
Home:.....	6-5 / 6-5 at Ark
Away:.....	2-9 / 2-8 at Ark
Neutral:.....	6-9 / 4-7 at Ark
Home:.....	44-3 / 26-2 at Ark
Away:.....	15-11 / 3-5 at Ark
Neutral:.....	23-14 / 15-9 at Ark
RECORD BY MONTH:	
November:.....	50-8.....26-4 at Arkansas
December:.....	44-13.....23-6 at Arkansas
January:.....	42-22.....18-16 at Arkansas
February:.....	43-17.....20-11 at Arkansas
March:.....	32-20.....16-9 at Arkansas
April:.....	1-0.....0-0 at Arkansas
WHEN LEADING AT HALFTIME:	164-14
at Arkansas	80-10
WHEN TRAILING AT HALFTIME:	46-64
at Arkansas	21-35
WHEN TIED AT HALFTIME:	4-1
at Arkansas	2-1
OUT-REBOUNDING OPP:	134-20
at Arkansas	64-10
BEING OUT-REBOUNDED:	68-55
at Arkansas	35-33
REBOUNDS ARE EVEN:	11-4
at Arkansas	4-3
WHEN SCORING FIRST:	126-36
at Arkansas	60-20
WHEN OPPONENT SCORES FIRST:	87-44
at Arkansas	43-26
ONE-POSSESSION GAMES:	28-18
at Arkansas	13-10
OVERTIME GAMES:	11-6
at Arkansas	5-3
GAMES DECIDED BY 1-5 PTS:	46-31
at Arkansas	22-17
GAMES DECIDED BY 6-10 PTS:	40-23
at Arkansas	25-15
GAMES DECIDED BY 11-19 PTS:	65-18
at Arkansas	32-10
GAMES DECIDED BY 20-PLUS PTS:	52-8
at Arkansas	24-4
SHOOTING 50 PERCENT OR BETTER:	72-3
at Arkansas	34-2
SHOOTING PCT. BETTER THAN OPP:	176-14
at Arkansas	87-9
SHOOTING PCT. WORSE THAN OPP:	35-65
at Arkansas	15-37
SHOOTING PCT. SAME AS OPP:	1-1
at Arkansas	0-0
OUT-SCORING OPP BENCH:	107-16
at Arkansas	54-15
OUT-SCORED BY OPP BENCH:	98-53
at Arkansas	45-29
BENCH SCORING EVEN:	8-1
at Arkansas	4-1

MOST POINTS BY A MUSSELMAN TEAM

NOTE: MISSING SOME RESULTS FROM RAPID CITY (CBA) AND FLORIDA (USBL)				
142	Arkansas	Mississippi Valley State	11/25/20	W, 142-62
138	LA D-Fenders	Erie BayHawks	02/06/12	W, 138-107
135	LA D-Fenders	Stockton Kings	11/28/11	W, 135-103
135	Sacramento	Charlotte Bobcats	02/28/07	W, 135-120
135	Golden State	Orlando Magic	11/16/02	W, 135-92
133	Golden State	at Milwaukee Bucks	03/08/03	L, 133-138 (OT)
132	LA D-Fenders	Rio Grande Valley Vipers	12/05/11	W, 132-126
128	Sacramento	Los Angeles Lakers	12/29/06	L, 128-132 (OT)
128	Golden State	Utah Jazz	04/08/03	W, 128-102
127	LA D-Fenders	Canton Charge	01/30/12	W, 127-87
127	Reno	Idaho Stampede	12/01/10	W, 127-117
126	Reno	Rio Grande Valley Vipers	004/20/11	L, 126-134

PLAYER GAME HIGHS:

MOST POINTS:	
at Nevada:	45 Jordan Caroline at New Mexico 01/07/17
	40 Jordan Caroline at Colorado St 02/06/19
	37 D.J. Fenner vs UNLV 02/08/17
	34 Marqueeze Coleman at Hawai'i 11/16/15
	33 Caleb Martin at Utah 12/29/18
	32 Marcus Marshall at Wyoming 01/14/17
	32 Marcus Marshall at Washington 12/11/16
	32 Tyron Criswell vs Eastern Washington 03/21/16
	30 4x
at Arkansas:	41 Mason Jones vs Tulsa 12/14/19
	40 Mason Jones vs Auburn 02/04/20
	38 Mason Jones vs Miss State 02/15/20
	37 Mason Jones vs Tennessee 02/26/20
	36 Mason Jones vs LSU 03/04/20
	34 Tramon Mark vs North Carolina 11/24/23
	34 Mason Jones vs South Carolina 01/29/20
	34 Isaiah Joe at Ole Miss 01/11/20
	33 Isaiah Joe vs Texas Southern 11/19/19
	32 Mason Jones vs Rice 11/05/19
	31 Stanley Umude at Georgia 02/02/22
	31 JD Notae at Texas A&M 01/08/22
	30 5x - Last: JD Notae vs Kentucky 02/26/22
Season Opener: 32 Mason Jones vs Rice 11/05/19	
SEC Opener 17 Isaiah Joe & Mason Jones vs TX A&M 01/04/20	
SEC Game: 40 Mason Jones vs Auburn 02/04/20	
SEC Tourney: 28 Moses Moody vs LSU 03/13/20	
NCAA Tourney: 27, Justin Smith vs Colgate 03/19/21	
Bud Walton: 41 Mason Jones vs Tulsa 12/14/19	
Road Game: 34 Isaiah Joe at Ole Miss 01/11/20	
Neutral Site: 34, Tramon Mark vs North Carolina 11/24/23	
Ranked Opp: 40 Mason Jones vs Auburn 02/04/20	
Frosh: 28 (4x) Moses Moody (Bama, USC, TX A&M, LSU)	
Soph: 34 Isaiah Joe at Ole Miss 01/11/20	
Junior: 41 Mason Jones vs Tulsa 12/14/19	
Senior+: 31 (2x) Notae at TX A&M and Umude at Georgia	
MOST FIELD GOALS MADE:	
at Nevada:	17 Jordan Caroline at New Mexico 01/07/17
	13 Cody Martin vs Utah State 02/17/18
	12 Jordan Caroline at UNLV 02/25/17
	12 Cameron Oliver vs Eastern Washington 03/21/16
	12 D.J. Fenner v UNLV 02/08/17
at Arkansas:	14 Jimmy Whitt Jr. vs Vanderbilt 01/15/20
	13 Tramon Mark vs North Carolina 11/24/23
	12 Jalen Graham vs Florida 02/18/23
	12 Ricky Council IV vs Troy 11/28/22
	12 Stanley Umude at Georgia 02/02/22
	12 Mason Jones vs Auburn 02/04/20
	12 Mason Jones vs Tulsa 12/14/19
	12 Mason Jones vs Rice 11/05/19
MOST 3-POINTERS MADE:	
at Nevada:	8 Marcus Marshall at UNLV 02/25/17
	7 6x
at Arkansas:	8 Mason Jones at Texas A&M 03/07/20
	7 Isaiah Joe at Ole Miss 01/11/20
	6 5x - LAST: Stanley Umude at Missouri 02/15/22
MOST FREE THROWS MADE:	
at Nevada:	15 Marcus Marshall vs Boise State 02/22/17
	15 Marqueeze Coleman vs UNLV 01/23/16
	15 Marqueeze Coleman at Hawai'i 11/16/15
	14 Jordan Caroline vs Rhode Island 11/13/17
	14 Marcus Marshall at Wyoming 01/14/17
at Arkansas:	18 Mason Jones vs Miss State 02/15/20
	16 Moses Moody vs Alabama 02/24/21
	15 Mason Jones vs South Carolina 01/29/20
	13 Anthony Black at Auburn 01/07/23
	13 JD Notae vs Kentucky 02/26/22
	12 5x - Last Tramon Mark vs Stanford 11/22/23
MOST REBOUNDS:	
at Nevada:	24 Cameron Oliver vs Fresno State 02/11/16
	21 Cameron Oliver at UNLV 02/20/16
	17 Cameron Oliver vs Colorado State 03/04/17
	16 6x
at Arkansas:	17 Trevon Brazile vs Stanford (11/22/23)
	17 Justin Smith vs Oral Roberts 12/20/20
	16 Jaylin Williams vs Tennessee 02/19/22
	16 Connor Vanover vs North Texas 11/28/20
	15 Jaylin Williams vs New Mexico St 03/19/22
	15 Jaylin Williams vs West Virginia 01/29/22
	15 Jimmy Whitt Jr. vs LSU 03/04/20
Season Opener: 12 Trevon Brazile vs North Dakota State 11/07/22	
SEC Opener 6 Mason Jones vs Texas A&M 01/04/20	
SEC Game: 16 Jaylin Williams vs Tennessee 02/19/22	
SEC Tourney: 11 Jaylin Williams vs LSU 03/11/22	
NCAA Tourney: 15 Jaylin Williams vs New Mexico St 03/19/22	
Bud Walton: 17 Justin Smith vs Oral Roberts 12/20/20	
Road Game: 13 Jaylin Williams at LSU 01/15/22	
Neutral Site: 17 Trevon Brazile vs Stanford 11/22/23	
Ranked Opp: 16 Jaylin Williams vs #16 Tennessee 02/19/22	
Frosh: 10 (6x) last Jordan Walsh at South Carolina 02/04/23	
Soph: 17 Trevon Brazile vs Stanford 11/22/23	
Junior: 12 Mason Jones vs South Carolina 01/29/20	
Senior+: 17 Justin Smith vs Oral Roberts 12/20/20	

MOST OFFENSIVE REBOUNDS:	
at Nevada:	11 AJ West at Pacific 11/21/15
	8 Cameron Oliver vs Fresno State 02/1/16
at Arkansas:	11 Justin Smith vs Oral Roberts 03/27/21
	10 Justin Smith vs Oral Roberts 12/12/20
	8 Trevon Brazile vs Stanford 11/22/23
	7 Trevon Brazile vs Memphis 11/23/23
	6 Au'Diese Toney vs Cincinnati 11/23/21
	6 Justin Smith vs UT Arlington 12/02/20
	6 Reggie Chaney at Missouri 02/08/20
MOST DEFENSIVE REBOUNDS:	
at Nevada:	16 Cameron Oliver vs Fresno State 02/1/16
	14 Cameron Oliver vs Colorado State 03/04/17
	14 Cameron Oliver at Wyoming 01/14/17
	13 Cameron Oliver vs Colorado State 03/11/17
	13 Cameron Oliver at Air Force 02/15/17
at Arkansas:	15 Jaylin Williams vs Tennessee 02/19/22
	15 Jaylin Williams vs West Virginia 01/29/22
	14 Makhi Mitchell vs UNCG 12/06/22
	14 Connor Vanover vs North Texas 11/28/20
	14 Jimmy Whitt Jr. vs LSU 03/04/20
	13 Jaylin Williams vs New Mexico St 03/19/22
	13 Jaylin Williams at LSU 01/15/22
MOST ASSISTS:	
at Nevada:	11 Cody Martin vs BYU 11/06/18
	11 Cody Martin vs Colorado State 02/25/18
	11 Marqueeze Coleman vs Holy Names 11/30/15
	10 Cody Martin vs Little Rock 11/16/18
	10 Cody Martin vs Pacific 11/09/18
	10 Marcus Marshall vs Colorado State 03/04/17
at Arkansas:	11 Jalen Tate vs UCA 12/12/12
	10 Jalen Tate vs Georgia 01/09/21
	9 Mason Jones at Ole Miss 01/11/20
	8 EIGHT TIMES
	LAST Davonte Davis vs Furman 12/04/23
Season Opener: 7 Isaiah Joe vs Rice 11/05/19	
SEC Opener 5 Jalen Harris vs Texas A&M 01/04/20	
SEC Game: 10 Jalen Tate vs Georgia 01/09/21	
SEC Tourney: 6 (2x) LAST Anthony Black vs Auburn 03/09/23	
NCAA Tourney: 6 (2x) LAST JD Notae vs Gonzaga 03/24/22	
Bud Walton: 11 Jalen Tate vs Central Arkansas 12/12/12	
Road Game: 9 Mason Jones at Ole Miss 01/11/20	
Neutral Site: 6 Jalen Tate vs Oral Roberts 03/27/21	
Ranked Opp: 6 (3x) last El Ellis 11/29/23	
Frosh: 8 (3x) Anthony Black vs Ole Miss, at TX A&M and vs UGA	
Soph: 8 Davonte Davis vs Charlotte 12/07/21	
Junior: 9 Mason Jones at Ole Miss 01/11/20	
Senior+: 11 Jalen Tate vs Central Arkansas 12/12/12	
MOST STEALS:	
at Nevada:	5 Caleb Martin vs California Baptist 11/19/18
	5 Jordan Caroline at San Diego St 02/12/17
	5 Marqueeze Coleman at New Mexico 12/30/15
	4 17x
at Arkansas:	8 JD Notae vs New Mexico St 03/19/22
	7 JD Notae vs Mercer 11/09/21
	7 JD Notae vs Vanderbilt 01/04/22
	6 Jaylin Williams vs Texas A&M 01/22/22
	5 10x: last Anthony Black at Kentucky 02/07/23
Season Opener: 7 JD Notae vs Mercer 11/09/21	
SEC Opener 3 Mason Jones vs Texas A&M 01/04/20	
SEC Game: 7 JD Notae vs Vanderbilt 01/04/21	
SEC Tourney: 4 JD Notae vs LSU 03/11/22 & Davis vs LSU 03/13/20	
NCAA Tourney: 8 JD Notae vs New Mexico St 03/01/22	
Bud Walton: 7 JD Notae vs Mercer 11/09/21	
Road Game: 5 (2x) last JD Notae at South Carolina	
Neutral Site: 8 JD Notae vs New Mexico St 03/09/22	
Ranked Opp: 4 Desi Sills vs Auburn 02/04/20	
Frosh: 5 (2x) Anthony Black vs Ole Miss 01/21/23 / at UK 02/07/23	
Soph: 6 Jaylin Williams vs Texas A&M 01/22/22	
Junior: 5 (5x) Last Davonte Davis vs Bradley 12/17/22	
Senior+: 8 JD Notae vs New Mexico St 03/01/22	
MOST BLOCKED SHOTS:	
at Nevada:	6 Cameron Oliver vs Morehead State 04/01/16
	5 7x
at Arkansas:	7 Makhel Mitchell vs Texas A&M 01/31/23
	6 Chandler Lawson vs Duke (11/29/23)
	6 Connor Vanover vs North Texas 11/28/200
	5 SEVEN TIMES
	Last: Chandler Lawson vs Stanford 11/22/23
Season Opener: 3 Connor Vanover vs Miss Valley 11/25/20	
SEC Opener: 3 Jaylin Williams at Mississippi State 12/29/21	
SEC Game: 7 Makhel Mitchell vs Texas A&M 01/31/23	
SEC Tourney: 4 (3x) last Makhi Mitchell & A. Black vs TX A&M 03/10/23	
NCAA Tourney: 3 Moses Moody vs Oral Roberts 03/27/21	
Bud Walton: 6 Connor Vanover vs North Texas 11/28/20	
Road Game: 5 (2x) last Makhel Mitchell at Kentucky 02/07/23	
Neutral Site: 5 (2x) last Chandler Lawson vs Stanford 11/22/23	
Ranked Opp: 6 Chandler Lawson vs Duke (11/29/23)	
Frosh: 4 Jaylin Williams vs LSU 02/27/21	
Soph: 6 Connor Vanover vs North Texas 11/28/20	
Junior: 3 (2x) last Ethan Henderson vs LSU 03/13/21	
Senior+: 7 Makhel Mitchell vs Texas A&M 01/31/23	

MOST POINTS:			
at Nevada:	119	vs Fresno State 12/09/15	W, 119-70
	110	vs UMass 11/23/18	W, 110-87
	108	vs Holy Names 11/30/15	W, 108-57
	105	at New Mexico 01/07/17	W, 105-104 (OT)
	104	vs UNLV 02/08/17	W, 104-77
	103	at Wyoming 01/24/18	L, 103-104 (2OT)
	102	vs Fresno State 01/31/18	W, 102-92
	101	at UNLV 02/28/18	W, 101-75
	100	vs Colorado State 01/23/19	W, 100-60
at Arkansas:	142	vs Mississippi Valley 11/25/20	W, 142-62
	101	at South Carolina 03/02/21	W, 101-73
	100	vs Central Arkansas 12/12/12	W, 100-75
	99	vs San Jose State 12/03/22	W, 99-58
	99	at Georgia 02/02/22	W, 99-73
	99	vs Georgia 01/09/21	W, 99-69
99	vs LSU 03/04/20	W, 99-90	
MOST FIELD GOALS MADE:			
at Nevada:	40	vs UMass 11/23/18	
	40	vs Fresno State 12/09/15	
	40	vs Holy Names 11/30/15	
	38	vs San Jose State 01/09/19	
	38	vs UNLV 02/08/17	
at Arkansas	48	vs Mississippi Valley 11/25/20	
	40	at Georgia 02/02/22	
	40	vs Central Arkansas 12/01/21	
	40	vs Central Arkansas 12/12/20	
MOST FIELD GOALS ATTEMPTED:			
at Nevada:	80	at UNLV 02/20/16	
	77	vs Colorado State 02/25/18	
	75	at New Mexico 01/07/17	
	74	3x last vs Wyoming 01/03/18	
at Arkansas	86	vs Mississippi Valley 11/25/20	
	77	vs Oral Roberts 12/20/20	
	76	vs Stanford 11/22/23	
	76	at LSU 01/13/21	
	76	vs Central Arkansas 12/12/20	
BEST FIELD GOAL PERCENTAGE:			
at Nevada:	.615 (40-65)	vs UMass 11/23/18	
	.597 (40-67)	vs Fresno State 12/09/15	
	.597 (40-67)	vs Holy Names 11/30/15	
	.593 (32-54)	at Utah State 02/17/18	
	.589 (33-56)	vs Fresno State 01/31/18	
at Arkansas:	.638 (37-58)	vs Georgia 02/21/23	
	.627 (32-51)	at Kentucky 02/07/23	
	.627 (37-59)	vs San Jose State 12/03/22	
	.607 (37-61)	vs Furman 12/04/23	
	.593 (35-59)	vs Oklahoma 12/12/22	
	.576 (34-59)	vs Florida 02/18/23	
.571 (36-63)	at Vanderbilt 01/23/21		
MOST 3-POINT FIELD GOALS MADE:			
at Nevada:	17	at Pacific 11/18/17	
	15	vs Pacific 11/09/18	
	15	at Air Force 01/06/18	
	15	at Santa Clara 11/15/17	
	15	at New Mexico 01/07/17	
at Arkansas	20	vs Mississippi Valley 11/25/20	
	15	at Georgia 02/02/22	
	15	at South Carolina 03/02/21	
	14	at Texas A&M 03/07/20	
	13	vs Gardner-Webb 11/13/21	
MOST 3-POINT FIELD GOALS ATTEMPTED:			
at Nevada:	39	vs South Dakota State 12/15/18	
	37	at Fresno State 01/12/19	
	37	vs San Jose State 02/21/18	
	34	vs San Jose State 01/09/19	
	34	at Pacific 11/18/17	
at Arkansas	40	vs Mississippi Valley 11/25/20	
	34	vs Lipscomb 12/05/20	
	33	at South Carolina 03/02/21	
	33	vs Southern 12/09/20	
	32	at Texas A&M 03/07/20	
BEST 3-POINT FIELD GOAL PERCENTAGE:			
at Nevada:	.600 (6-10)	vs Morehead State 03/30/16	
	.588 (10-17)	at Fresno State 12/27/17	
	.579 (11-19)	vs Southern Illinois 12/22/17	
	.550 (11/20)	vs Oakland 11/23/16	
at Arkansas	.667 (6-9)	vs TCU 01/25/20	
	.615 (8-13)	vs San Joes State 12/03/22	
	.571 (12-21)	vs Georgia 01/09/21	
	.550 (11-20)	vs Georgia 02/21/23	
	.536 (15-28)	at Georgia 02/02/22	
	.524 (11-21)	at Missouri 02/15/22	
MOST FREE THROWS MADE:			
at Nevada:	39	vs Morehead State 04/01/16	
	36	vs Rhode Island 11/13/17	
	35	vs Tulsa 11/22/18	
	31	at Wyoming 01/14/17	
at Arkansas	36	vs LSU 03/04/20	
	29	vs Elon 12/21/21	
	28	vs West Virginia 01/29/22	
	28	at Missouri 02/08/20	

at Nevada:	45	vs Morehead State 04/01/16
	44	vs Rhode Island 11/13/17
	43	at Pacific 11/21/15
	42	vs Tulsa 11/22/18
at Arkansas	54	vs LSU 03/04/20
	43	vs Alabama 02/24/21
	40	vs South Carolina 01/29/20
	39	at Missouri 02/08/20
	37	vs Alcorn State 11/06/23
BEST FREE THROW PERCENTAGE:		
at Nevada:	.929 (13-14)	vs Loyola-Chicago 03/22/18
	.929 (13-14)	at Cal State Fullerton 11/28/15
	.900 (18-20)	at Pacific 11/18/17
at Arkansas	1.000 (11-11)	vs Duke 03/26/22
	.944 (17-18)	vs Oklahoma 12/11/21
	.944 (17-18)	at LSU 01/08/20
	.929 (13-14)	vs Mississippi State 02/02/21
	.923 (12-13)	at South Carolina 03/02/21
	.917 (11-12)	vs South Dakota 11/22/19
MOST REBOUNDS:		
at Nevada:	61	at Pacific 11/21/15
	60	vs Fresno Pacific 12/09/15
	57	vs Fresno State 02/13/16
	53	at UNLV 02/20/16
	50	vs San Jose State 12/28/16
at Arkansas	58	Oral Roberts 12/20/20
	58	vs Mississippi Valley 11/25/20
	54	vs Lipscomb 12/05/20
	52	vs Stanford 11/22/23
MOST OFFENSIVE REBOUNDS:		
at Nevada:	25	at Pacific 11/21/15
	19	vs Fresno Pacific 12/09/15
	19	vs Fresno State 02/13/16
	19	vs Florida 03/21/19
at Arkansas	24	vs Oral Roberts 12/20/20
	21	vs Stanford 11/22/23
	21	at Alabama 02/12/22
	20	at Texas A&M 01/08/22
	20	vs Mississippi Valley 11/25/20
MOST DEFENSIVE REBOUNDS:		
at Nevada:	43	vs Fresno State 02/13/16
	42	vs San Jose State 12/28/16
	41	vs Fresno Pacific 12/09/15
	40	vs Little Rock 11/16/18
at Arkansas	44	vs Lipscomb 12/05/20
	39	vs Gardner-Webb 11/10/23
	39	vs UNCG 12/06/22
	38	vs Mississippi Valley 11/25/20
	36	vs LSU 02/27/21
	36	vs Valparaiso 12/21/19
MOST ASSISTS:		
at Nevada:	29	vs Holy Names 11/30/15
	27	at Santa Clara 11/15/17
	25	vs Illinois State 11/29/17
	25	at New Mexico 01/07/17
	24	vs UC Davis 12/19/17
at Arkansas	26	vs Georgia 02/21/23
	26	vs Central Arkansas 12/12/20
	26	vs Mississippi Valley 11/25/20
	23	at Georgia 02/02/22
	23	vs Gardner-Webb 11/13/21
	22	vs San Jose State 12/03/22
	22	vs Central Arkansas 12/01/21
	22	at Vanderbilt 01/23/21
MOST STEALS:		
at Nevada:	15	vs San Jose State 01/09/19
	15	vs Utah State 01/02/19
	13	at New Mexico 12/30/15
	12	vs New Mexico 01/28/17
at Arkansas	16	vs Bradley 12/17/22
	16	vs Central Arkansas 12/01/21
	16	vs Mississippi Valley 11/25/20
	15	vs UNC Asheville 12/21/22
	15	at Georgia Tech 11/25/19
	14	vs South Dakota State 11/16/22
	14	vs Texas A&M 01/22/22
	14	vs Auburn 02/04/20
	14	vs Rice 11/05/19
MOST BLOCKED SHOTS:		
at Nevada:	11	at Oregon State 12/05/15
	10	at Wyoming 01/20/16
	10	vs Holy Names 11/30/15
	9	vs UNLV 03/08/18
	9	at New Mexico 01/07/17
at Arkansas	15	vs Gardner-Webb 11/10/23
	13	vs Texas A&M 01/31/23
	11	vs Texas A&M 03/10/23
	11	vs Alabama 02/24/21
	10	vs Furman 12/04/23
	10	vs Duke 11/29/23
	10	vs Elon 12/21/21
	10	vs Texas Southern 11/19/19

	2015-16	2016-17	2017-18	2018-19	2019-20	2020-21	2021-22	2022-23
A-Turnover Ratio	232 / 9	13 / 1	2 / 1	15 / 1	140 / 4	103 / 2	110 / 4	208 / 11
Assists/Gm	220 / 9	32 / 1	27 / 2	75 / 3	226 / 10	80 / 4	116 / 7	192 / 8
Blocks/Gm	7 / 1	64 / 3	74 / 2	100 / 2	84 / 9	17 / 4	71 / 8	14 / 4
FG Pct	251 / 9	146 / 5	60 / 3	68 / 4	147 / 6	100 / 4	218 / 10	60 / 2
FG Pct Defense	28 / 2	120 / 7	140 / 4	42 / 3	169 / 12	70 / 5	58 / 4	94 / 7
FT Attempts	2 / 1	13 / 1	16 / 2	16 / 1	8 / 2	5 / 1	1 / 1	17 / 3
FT Made	1 / 1	24 / 2	9 / 2	17 / 1	3 / 1	2 / 1	1 / 1	30 / 4
FT Pct	43 / 2	159 / 6	66 / 2	167 / 6	102 / 6	68 / 4	32 / 1	247 / 10
Fouls/Gm	275 / 8	35 / 1	95 / 1	126 / 3	311 / 11	131 / 3	189 / 6	326 / 14
Def Reb/Gm	19 / 1	31 / 2	92 / 6	31 / 2	287 / 12	33 / 2	52 / 3	162 / 5
Off Reb/Gm	76 / 2	132 / 3	255 / 7	205 / 6	325 / 14	44 / 8	107 / 11	149 / 12
Total Rebs/Gm	18 / 1	41 / 1	171 / 6	72 / 4	322 / 14	18 / 2	50 / 5	146 / 10
Reb Margin	4 / 2	72 / 1	232 / 81	97 / 3	342 / 14	56 / 3	89 / 6	110 / 6
Scoring Defense	177 / 5	151 / 6	191 / 6	55 / 1	185 / 9	189 / 8	145 / 9	1113 / 6
Scoring Margin	117 / 5	39 / 1	27 / 1	9 / 1	70 / 4	24 / 1	53 / 5	77 / 5
Scoring Offense	113 / 5	37 / 1	18 / 2	28 / 1	56 / 5	11 / 2	50 / 4	119 / 4
Steals/Gm	98 / 3	262 / 8	174 / 6	172 / 4	41 / 1	48 / 4	72 / 8	28 / 3
3 PT FG Att	176 / 8	37 / 2	29 / 2	51 / 2	115 / 5	26 / 3	105 / 7	340 / 14
3 PT FG/Game	323 / 11	33 / 2	31 / 3	74 / 3	143 / 4	169 / 5	279 / 11	342 / 14
3 PT FG Pct	314 / 11	42 / 1	26 / 2	155 / 6	175 / 5	198 / 7	320 / 11	315 / 12
3 PT FG Defense	59 / 2	18 / 2	20 / 1	113 / 3	1 / 1	174 / 9	125 / 11	40 / 5
Turnover Margin	184 / 5	169 / 7	22 / 2	22 / 1	9 / 1	58 / 2	40 / 4	68 / 4
Turnovers Forced	154 / 5	306 / 10	191 / 6	127 / 3	29 / 1	52 / 7	42 / 5	56 / 3
Turnovers/Gm	208 / 7	26 / 2	4 / 1	13 / 1	47 / 1	151 / 3	133 / 4	212 / 10
W-L Pct	93 / 3	17 / 1	17 / 1	7 / 1	89 / 5	17 / 2	36 / 4	108 / 8
MOST TURNOVERS:								
at Nevada:	21	at Texas Tech 12/05/17						
	20	vs Morehead State 03/30/16						
	20	vs Fresno Pacific 12/09/15						
	20	at San Diego State 03/11/16						
at Arkansas	21	at Missouri 01/18/23						
	21	vs Rice 11/05/19						
	20	vs South Dakota State 11/16/22						
	20	vs Missouri 03/12/21						
	20	at Tennessee 01/06/21						
	20	vs Austin Peay 12/03/19						
MOST FOULS:								
at Nevada:	38	at Wichita State 12/22/15						
	30	at New Mexico 01/07/17						
	30	at New Mexico 12/30/15						
	28	at Utah State 03/02/19						
at Arkansas	33	at Missouri 01/18/23						
	32	at Missouri 02/08/20						

3 PT PCT	.667 (12-18)	at Tennessee 03/05/22
	.600 (6-10)	vs Mississippi State 02/11/23
	.591 (13-22)	vs Oklahoma 12/11/21
	.556 (10-18)	at Vanderbilt 01/14/23
	.538 (14-26)	at Kentucky 02/09/21
FT MADE	34	at Missouri 02/08/20
	30	at Missouri 01/18/23
	29	at Vanderbilt 01/14/23
	28	vs Missouri 01/02/21
FT ATTEMPTS	44	at Missouri 02/08/20
	40	at Missouri 01/18/23
	39	vs Missouri 01/02/21
	36	at Vanderbilt 01/14/23
	36	vs Alabama 01/11/23
FT PCT	1.000 (13-13)	at Ole Miss 01/26/22
	1.000 (14-14)	vs Florida 02/16/21
	.962 (25-26)	at Ole Miss 01/11/20
	.950 (19-20)	vs Texas A&M 10/12/22
	.947 (18-19)	vs LSU 03/02/22
REBOUNDS	60	vs Auburn 02/08/22
	53	at LSU 01/08/20
	52	at Missouri 02/08/20
	51	vs Missouri 01/02/21
OFF REB	24	vs Texas A&M 01/31/23
	24	vs Auburn 02/08/22
	23	at LSU 01/08/20
	22	vs LSU 03/02/22
DEF REB	41	vs Missouri 01/02/21
	37	at Georgia Tech 11/25/19
	36	vs Auburn 02/08/22
	35	vs Kentucky 01/18/20
ASSISTS	22	vs UConn 03/23/23
	18	at Tennessee 02/28/23
	18	vs Texas A&M 03/12/22
	18	vs Oklahoma 12/11/21
	18	at Kentucky 02/09/21
	18	at Alabama 01/16/21
	17	9x LAST vs Creighton 11/22/22
STEALS	13	at Missouri 01/18/23
	12	vs Auburn 03/09/23
	12	at Mississippi State 12/29/21
	12	at Alabama 01/16/21
	11	2x - LAST at Tennessee 02/28/23
BLOCKS	9	at Texas A&M 01/08/22
	9	vs Auburn 01/20/21
	9	at Tennessee 01/06/21
	7	3x - LAST: at Auburn 01/07/23
TURNOVERS	30	vs Fordham 11/11/22
	27	vs Bradley 12/17/22
	27	vs Rice 11/05/19
	26	vs Mississippi State 02/02/21
FOULS	35	vs LSU 03/04/20
	33	vs South Carolina 01/29/20
	32	vs Alabama 02/24/21
	31	at Kentucky 02/07/23

ARK TEAM GAME LOWS (w/Muss):

FEWEST PTS	53	vs New Mexico State 03/19/22
	56	at Texas A&M 02/15/23
	57	at Tennessee 02/28/23
	57	at LSU 12/28/22
	58	vs Tennessee 02/19/22
	59	3x LAST at Auburn 09/10/23
FEWEST FG	14	vs New Mexico State 03/19/22
	15	at Tennessee 02/11/20
	18	at Tennessee 02/28/23
	18	vs UNCG 12/06/22
	18	vs Tennessee 02/19/22
FEWEST FGA	45	vs North Texas 11/12/19
	46	vs Austin Peay 12/03/19
	48	vs Mississippi State 02/11/23
	49	at Tennessee 02/28/23
	49	at Tennessee 02/11/20
	50	5x LAST vs Oklahoma 12/09/23
LOWEST FG%	.275 (14-51)	vs New Mexico State 03/19/22
	.268 (19-71)	vs Missouri 01/02/21
	.305 (18-59)	vs Tennessee 02/19/22
	.303 (23-76)	vs Stanford 11/22/23
	.306 (15-49)	at Tennessee 02/11/20
FEWEST 3PT FG	0	vs South Carolina 01/18/22
	1	vs Oral Roberts 03/27/21
	2	vs Florida 02/18/23
	2	vs Alabama 01/11/23
	2	at Auburn 01/07/23
	2	vs San Diego State 11/23/22
	2	vs Fordham 11/11/22
	2	vs Mississippi State 02/02/21
FEWEST 3 FGA	9	at Kentucky 02/07/23
	9	vs Oral Roberts 03/27/21
	9	vs TCU 01/25/20
	10	at Alabama 02/25/23
	10	vs Florida 02/18/23
	10	vs Alabama 01/11/23

LOWEST 3 PT%	.000 (0-11)	vs South Carolina 01/18/22
	.111 (1-9)	vs Oral Roberts 03/27/21
	.125 (2-16)	at Auburn 01/07/23
	.125 (2-16)	vs Fordham 11/11/22
	.118 (2-17)	vs Mississippi State 02/02/21
	.136 (3-22)	vs Kansas State 11/22/21
FEWEST FT	4	vs Lipscomb 12/16/23
	4	at Georgia 02/02/22
	4	at Oklahoma State 01/30/21
	5	at LSU 12/28/22
	6	at Mississippi State 01/22/20
FEWEST FTA	7	at Georgia 02/02/22
	7	at Oklahoma State 01/30/21
	8	vs Lipscomb 12/16/23
	8	at Ole Miss 01/26/22
	8	vs Central Arkansas 12/12/20
LOWEST FT%	.471 (8-17)	vs Southern 12/09/20
	.500 (4-8)	vs Lipscomb 12/16/23
	.500 (7-14)	at Texas A&M 02/15/23
	.500 (5-10)	at LSU 12/28/22
	.500 (13-26)	vs Central Arkansas 12/01/21
	.529 (9-17)	vs Ole Miss 01/21/23
FEWEST REBS	23	vs Missouri 02/22/20
	24	vs North Texas 11/12/19
	24	at LSU 01/08/20
	25	vs Oklahoma 12/09/23
	25	vs Duke 03/26/22
	25	at Texas A&M 03/07/20
FEWEST OFF REB	2	vs Missouri 02/22/20
	3	vs New Mexico State 03/19/22
	3	at LSU 01/08/20
	3	at Georgia Tech 11/25/19
	4	3x - LAST: vs Georgia 02/21/23
FEWEST DEF REB	15	vs UConn 03/23/23
	15	at Florida 02/18/20
	17	vs Oklahoma 12/10/22
	17	vs Duke 03/26/22
	18	vs Texas A&M 03/10/23
	18	vs Kentucky 03/04/23
	18	at Tennessee 02/11/20
	18	vs TCU 01/25/20
FEWEST ASSISTS	4	vs Illinois 03/16/23
	4	at Texas A&M 02/15/23
	4	vs Troy 11/28/22
	6	vs North Carolina 11/24/23
	6	vs Stanford 11/22/23
	6	at Alabama 02/25/23
	6	at Tennessee 02/11/20
FEWEST STEALS	0	vs Texas Tech 03/21/21
	2	vs Abilene Christian 12/21/23
	2	vs New Mexico State 03/19/22
	2	at Tennessee 01/06/21
	3	vs Old Dominion 11/13/23
	3	at Vanderbilt 01/14/23
FEWEST BLOCKS	0	at Alabama 02/12/22
	1	vs New Mexico State 03/19/22
	1	vs Texas Tech 03/21/21
	1	vs Georgia 01/09/21
	1	vs Northern Kentucky 11/30/19
	1	vs South Carolina 01/29/20
	1	vs Mississippi State 02/15/20
	1	at Florida 02/18/20
FEWEST TO	4	vs Old Dominion 11/13/23
	5	vs New Mexico State 03/19/22
	5	vs Northern Iowa 11/17/21
	5	vs LSU 03/04/20
	6	5x LAST vs Kentucky 03/04/23
FOULS	6	vs Mercer 11/09/21
	10	vs Southern 12/09/20
	12	vs Old Dominion 11/13/23
	12	vs Florida 02/18/23
	12	vs Oklahoma 12/10/22
	12	vs Mississippi Valley 11/25/20

OPP GAME LOWS (w/Muss at ARK):

FEWEST PTS	40	vs LSU 01/24/23
	43	vs Missouri 01/12/22
	43	vs Rice 11/05/19
	43	vs North Texas 11/12/19
	44	vs Southern 12/09/20
FEWEST FG	14	vs LSU 01/24/23
	14	vs Missouri 01/12/22
	15	vs Mississippi State 02/02/21
	15	vs Lipscomb 12/05/20
	16	vs Tennessee 02/19/22
	16	vs Rice 11/05/19
FEWEST FGA	44	vs Louisville 11/21/22
	45	vs Bradley 12/17/22
	45	vs Fordham 11/11/22
	45	vs Texas A&M 01/04/20
	46	at Florida 02/18/20
LOWEST FG%	.254 (15-59)	vs Lipscomb 12/05/20
	.259 (14-54)	vs LSU 01/24/23
	.271 (16-59)	vs Tennessee 02/19/22
	.286 (18-63)	vs Southern 12/09/20
	.286 (16-56)	vs Rice 11/05/19

FEWEST 3PT FG	1	vs Texas A&M 03/10/23
	1	vs LSU 01/24/23
	1	vs Ole Miss 01/27/21
	1	vs Southern 12/09/20
	2	9x - LAST: vs UNC Asheville 12/21/22
FEWEST 3 FGA	7	vs Mississippi State 02/15/20
	9	vs Alcorn State 11/06/023
	9	vs LSU 01/24/23
	10	vs Texas A&M 03/10/23
	10	vs Duke 03/26/22
LOWEST 3 PT%	.063 (1-16)	vs Ole Miss 01/27/21
	.077 (1-13)	vs Southern 12/09/20
	.080 (2-25)	vs Rice 11/05/19
	.100 (1-10)	vs Texas A&M 03/10/23
	.111 (1-9)	vs LSU 01/24/23
	.111 (2-18)	vs San Diego State 11/23/22
	.118 (2-17)	vs North Texas 11/12/19
FEWEST FT	3	vs Alabama 02/24/21
	3	vs Mississippi Valley 11/25/20
	4	vs Old Dominion 11/13/23
	5	vs Elon 12/21/21
	6	5x LAST vs Ole Miss 01/21/23
FEWEST FTA	3	vs Alabama 02/24/21
	5	vs Old Dominion 11/13/23
	6	vs Mississippi Valley 11/25/20
	9	vs Lipscomb 12/16/23
	9	vs Elon 12/21/21
	9	vs Oklahoma 12/10/22
LOWEST FT%	.375 (3-8)	vs Alabama 02/24/21
	.462 (6-13)	vs Ole Miss 01/21/23
	.467 (7-15)	vs Central Arkansas 12/01/21
	.471 (8-17)	vs Auburn 02/08/22
	.500 (6-12)	at LSU 12/28/22
	.500 (9-18)	vs UNC Asheville 12/21/22
	.500 (12-24)	vs South Carolina 01/18/22
	.500 (6-12)	vs LSU 02/27/21
	.500 (9-18)	at Indiana 12/29/19
FEWEST REBS	19	vs Auburn 03/09/23
	21	vs Charlotte 12/01/21
	22	vs Mercer 11/09/21
	23	at Missouri 01/18/23
	23	vs Missouri 01/04/23
	25	vs Florida 02/18/23
FEWEST OFF REBS	4	vs Charlotte 12/01/21
	4	vs Mercer 11/09/21
	4	vs Mississippi State 02/15/20
	4	vs Vanderbilt 01/15/20
	5	7x - LAST: vs New Mexico State 03/19/22
FEWEST DEF REBS	13	vs Auburn 03/09/23
	14	vs Missouri 01/04/23
	16	at Missouri 01/18/23
	17	vs Florida 02/18/23
	17	vs Charlotte 12/01/21
	18	3x LAST - vs San Jose State 12/03/22
FEWEST ASSISTS	4	vs Louisville 11/21/22
	5	at Baylor 01/28/23
	5	vs Southern 12/09/20
	6	vs Georgia 02/21/23
	6	vs LSU 01/24/23
	6	vs Florida 02/16/21
	6	at Ole Miss 01/11/20
	6	at Missouri 02/08/20
FEWEST STEALS	0	vs Vanderbilt 01/15/20
	1	vs Vermont 03/19/22
	1	vs Cincinnati 11/23/21
	1	at Kentucky 02/09/21
	1	at LSU 01/08/20
	2	3x: LAST vs Mississippi State 02/05/22
FEWEST BLKS	0	vs North Carolina 11/24/23
	0	vs Stanford 11/22/23
	0	vs Gardner-Webb 11/10/23
	0	vs Fordham 11/11/22
	0	vs Hofstra 12/18/21
	0	vs Georgia 01/09/21
	0	vs Southern 12/09/20
	0	vs North Texas 11/12/19
	0	vs Austin Peay 12/03/19
	1	19x LAST: vs Abilene Christian 12/21/23
FEWEST TO	5	at Tennessee 01/06/21
	6	vs Vermont 03/19/22
	7	vs Lipscomb 12/05/20
	8	vs Abilene Christian 12/21/23
	8	at Baylor 01/28/23
	8	at Auburn 01/07/23
	8	vs LSU 02/27/21
FEWEST FOULS	12	at Tennessee 01/06/21
	12	vs Central Arkansas 12/12/20
	13	vs Lipscomb 12/16/23
	14	6x - LAST: at Georgia 02/02/22

RANKING SEC HOOPS COACHES

GOING INTO THE 2023-24 SEASON

1. ERIC MUSSELMAN
2. JOHN CALIPARI
3. RICK BARNES
4. NATE OATS
5. CHRIS BEARD
6. BRUCE PEARL
7. BUZZ WILLIAMS
8. CHRIS JANS
9. DENNIS GATES
10. JERRY STACKHOUSE
11. TODD GOLDEN
12. MIKE WHITE
13. MATT MCMAHON
14. LAMONT PARIS

COLLEGE BASKETBALL REPORT

MUSSELMAN MILESTONE COLLEGIATE WINS

OVERALL

1	11/13/15	vs Coastal Carolina (Honolulu, Hawaii)	73-56
100	01/24/19	Colorado State (Reno, Nev.)	100-60
200	02/07/23	at Kentucky (Lexington, Ky.)	88-73

AT ARKANSAS

1	11/05/19	Rice (Fayetteville, Ark.)	91-43
50	11/23/21	vs Cincinnati (Kansas City, Mo.)	73-67
100	11/29/23	vs #7 Duke (Fayetteville, Ark.)	80-75

MUSSELMAN PLAYERS OF NOTE

CODY MARTIN

NEVADA

- Charlotte Hornets (Free Agent) • 2019-pres.
- 2x All-Mountain West (2018 and 2019)

CALEB MARTIN

NEVADA

- Hornets (2019 2nd Rd / 36th pick) • Heat 2021-pres.
- 2x First Team All-America (2018 and 2019)

JORDAN CAROLINE

NEVADA

- 3x First Team All-Mountain West (2018 and 2019)

CAM OLIVER

NEVADA

- Rockets (2021 Free Agent)
- Led Australian NBL in rebounding in 2020

JALEN HARRIS

NEVADA

- Toronto Raptors (2nd Rd / 59th pick) • 2020

ISAIAH JOE

ARKANSAS

- 76ers (2nd Rd • 49th pick) 2020-22; Thunder 2022-pres.

MASON JONES

ARKANSAS

- Rockets, 76ers & Lakers (2021 Free Agent)
- 2020 All-American & 2020 SEC Player of the Year

MOSES MOODY

ARKANSAS

- Golden State Warriors (1st Rd • 14th pick) • 2021
- 1st "one-and-done" in Arkansas history
- 2021 All-American & 2021 SEC Freshman of the Year

JD NOTAE

ARKANSAS

- 2021 6th Man of the Year • Bleacher Report's National & SEC
- 2021 All-American and consensus 1st team All-SEC

STANLEY UMUDE

ARKANSAS

- Detroit Pistons (2023 free agent)

JAYLIN WILLIAMS

ARKANSAS

- OKC Thunder (2nd Rd • 34th pick)
- 1st team All-SEC / Defensive All-SEC

ANTHONY BLACK

ARKANSAS

- Orlando Magic (1st Rd • 6th pick)
- 2nd team All-SEC / SEC All-Freshman Team

NICK SMITH JR.

ARKANSAS

- Charlotte Hornets (1st Rd • 27th pick)

JORDAN WALSH

ARKANSAS

- Boston Celtics (2nd Rd • 38th pick)

RICKY COUNCIL IV

ARKANSAS

- Philadelphia 76ers (free agent)
- 2nd team All-SEC

IN HIS FIRST EIGHT YEARS AS A COLLEGIATE HEAD COACH

- » Twice led the NCAA in FT Made (2016 & 2022)
- » Led the NCAA in FT Attempts (2022)
- » Led the NCAA in 3-pt FG Pct Defense (2020)
- » Ranked 1st (4x) or 2nd (3x) seven times in the league in FT Made
- » Ranked 1st (5x) or 2nd (2x) seven times in the league in FT Attempts
- » 8x - Ranked among NCAA top 25 in FT Atts AND 7x in FT Made
- » 4x - Led the league in Scoring Margin (2017, '18, '19, '21)
- » 4x - Led the league in Fewest Turnovers (2017, '18, '19, '20)
- » 3x - Led the league in Overall W-L Percentage (2017, '18, '19)
- » 3x - Led the league in Assist-To-TO Ratio (2017, '18, '19)
- » 3x - In NCAA top 20 in 3PTFG% Defense (2017, '18, '20)

OTHER TEAM HIGHLIGHTS

- » 2nd in the NCAA in Assist-To-TO Ratio (2018)
- » 2nd in the NCAA in Total Rebounds (2016)
- » 2nd in the NCAA in Free Throws Made (2021)
- » 3rd in the NCAA in Total Blocked Shots (2016)
- » 4th in the NCAA in Rebound Margin (2016)
- » 4th in the NCAA in Fewest TO Per Gm (2018)

PLAYER HIGHLIGHTS

- » 10 Players in the NBA in 8 yrs as college coach
- » 4x - Players led his league in 3-PT FG Made
- » 3x - Player led his league in points scored
- » 4 All-Americans (Caleb Martin 2x, Mason Jones, Moses Moody, JD Notae)
- » 21 All-Conference Honors
- » 7 All-Defensive Team Honors
- » 3 Conference Newcomers of the Year
- » 3 Conference 6th Man Award
- » 2 Conference Players of the Year
- » 2 Conference Freshman of the Year
- » 1 Conference Defensive Player of the Year

MUSSELMAN RECORD • POINTS SCORED

Scoring Below 50 Points:	0-0
- At Arkansas	0-0
Home:	0-0
Away:	0-0
Neutral:	0-0
Scoring 50-59 Points:	1-13
- At Arkansas:	1-5
Home:	0-1
Away:	0-10
Neutral:	1-2
Scoring 60-69 Points:	25-25
- At Arkansas	18-14
Home:	14-6
Away:	6-11
Neutral:	5-8
Scoring 70-79 Points:	75-29
- At Arkansas	37-18
Home:	41-7
Away:	15-14
Neutral:	19-8
Scoring 80-89 Points:	71-8
- At Arkansas	29-6
Home:	43-0
Away:	17-5
Neutral:	11-3
Scoring 90-99 Points:	29-1
- At Arkansas	14-0
Home:	19-0
Away:	9-1
Neutral:	1-0
Scoring 100 or More Points:	11-1
- At Arkansas	3-0
Home:	7-0
Away:	3-1
Neutral:	1-0

BEST WINNING PERCENTAGE

active NCAA Division I head coaches
(min 5 yrs • Division I wins - Thru Dec 26)

1	Mark Few, Gonzaga	697-138	.835	25 yrs
2	Bill Self, Kansas	783-238	.767	31 yrs
3	Brian Dutcher, San Diego St.	161-49	.767	7 yrs
4	John Calipari, Kentucky	799-253	.760	32 yrs
5	Chris Jans, Mississippi State	174-59	.747	8 yrs
6	ERIC MUSSELMAN, ARKANSAS	213-80	.727	9 yrs
7	Darian DeVries, Drake	133-50	.727	6 yrs
8	Thad Matta, Butler	463-175	.726	19 yrs
9	Tony Bennett, Virginia	419-160	.724	18 yrs
10	Chris Beard, Ole Miss	249-98	.718	12 yrs



MUSSELMAN RECORD • POINTS ALLOWED

Opponent Scores Below 50 Points:	12-0
- At Arkansas	10-0
Home:	10-0
Away:	1-0
Neutral:	1-0
Opponent Scores 50-59 Points:	40-1
- At Arkansas	22-0
Home:	28-1
Away:	9-0
Neutral:	3-0
Opponent Scores 60-69 Points:	78-11
- At Arkansas	34-5
Home:	47-0
Away:	13-6
Neutral:	18-5
Opponent Scores 70-79 Points:	62-28
- At Arkansas	30-18
Home:	32-8
Away:	17-15
Neutral:	13-5
Opponent Scores 80-89 Points:	19-27
- At Arkansas	6-17
Home:	8-5
Away:	8-14
Neutral:	3-8
Opponent Scores 90-99 Points:	2-8
- At Arkansas	1-5
Home:	2-2
Away:	0-4
Neutral:	0-2
Opponent Scores 100 or More Points:	1-2
- At Arkansas	0-0
Home:	0-0
Away:	1-2
Neutral:	0-0

KHALIF BATTLE

6 • 6-5 • 185 • Grad. Sr. (2) || Hillside, N.J. (Trenton Catholic / Temple)

FULL BIO/STATS

Pronounced: KAY-lif

@khalifbattle24

@khalifmalikbattle

Including 2023-24, has TWO years of collegiate eligibility
Graduated from Temple (Summer '23) - Adult & Organizational Development
Pursuing a second undergraduate degree from Arkansas in Food, Health & Nutrition
Born on June 24, 2000, in Hillside, N.J. • Son of Gary & Daniella Battle • Brother: Tyus played at Syracuse. Sister: Gigi

In 2022-23, Battle averaged a team-best 17.9 points in 27 games, including 13 games with 20-plus points, and ranked 10th in the NCAA in free throw percentage ... In his collegiate career, Battle has played in 69 games (19 starts) and scored 871 points, averaging 12.6 points and 3.2 rebounds. He has shot 40.6% from the field, 35.4% from 3-point and 84.1% from the free throw line.

IN THE RANKINGS	SEC	NCAA
FT Made	70	1st
FT Att	84	1st
FT%	.833	6th
Scoring	15.3	14th

Has led the team in scoring 6x ... In THE FIRST FOUR GAMES, he scored 21 points, made 5 FG, made 3 3's and made 8 FT .. IN THE FIFTH, he scored a season-high 25 with 7 FG, 4 3's and 7 FT.

2023-24 HIGHLIGHTS

- ALCORN:** Led the team in scoring with 21 points (5-of-9 FG • 3-of-6 3PT • 8-of-9 FT) and tied for the team lead at +23.
- GWU:** Once again, led the team in scoring with 21 points (5-of-9 FG • 3-of-4 3PT • 8-of-10 FT).
- MEMPHIS:** Led the team with 21 points, making 3-of-4 3-pointers and going 8-of-11 at the line.
- DUKE:** Led the team with 21 points and added five rebounds and five assists ... Scored 15 of his 21 in the second half including 13 during a 16-3 run to put the Hogs up 14.
- FURMAN:** Reached 1,000 career points, making his first shot attempt – a 3-pointer at 16:07 in the first half ... For the second-straight game, led the team in scoring with a season-high 25 points, making season highs in FG (7) and 3's (4) ... Scored 20 in the second half (5-of-8 FG; 3-of-5 3PT; 7-of-8 FT).
- OKLAHOMA:** Led the team with 13 points, going 8-of-8 from the free throw line.
- ACU:** Scored 18 points and added four rebounds ... Had 14 second-half points, making 3-of-4 from deep, as Arkansas erased a seven-point halftime deficit and Battle was +17 for the game.

KHALIF BATTLE 2023-24 GAME STATS																			
Opponent	Date	GS	Min	FG	FGA	Pct	3FG	3A	Pct	FT	FTA	Pct	O	D	Tot	Avg	PF	FO	A
ALCORN	11/06/23	19	5	9	.556	3	6	.500	8	9	.889	1	2	3	3.0	3	0	2	3
GARDNER-WEBB	11/10/23	25	5	9	.556	3	4	.750	8	10	.800	0	4	4	3.5	1	0	1	0
OLD DOMINION	11/13/23	20	3	6	.500	2	3	.667	5	6	.833	0	2	2	3.0	2	0	1	1
UNC GREENSBORO	11/17/23	34	2	10	.200	1	6	.167	6	8	.750	0	6	6	3.8	3	0	2	2
vs Stanford	11/22/23	31	2	11	.182	1	4	.250	4	4	1.000	0	1	1	3.2	5	1	0	1
vs Memphis	11/23/23	30	5	8	.625	3	4	.750	8	11	.727	0	2	2	3.0	5	1	0	4
vs North Carolina	11/24/23	18	3	7	.429	0	3	.000	3	3	1.000	0	4	4	3.1	4	0	1	1
DUKE	11/29/23	31	5	13	.385	3	8	.375	8	11	.727	0	5	5	3.4	4	0	5	2
FURMAN	12/04/23	24	7	11	.636	4	7	.571	7	8	.875	0	1	1	3.1	3	0	1	0
vs Oklahoma	12/09/23	28	2	10	.200	1	4	.250	8	8	1.000	0	2	2	3.0	1	0	1	2
vs Lipscomb	12/16/23	11	1	5	.200	0	2	.000	0	0	.000	0	2	2	2.9	2	0	0	1
ABILENE CHRISTIAN	12/21/23	27	5	8	.625	3	4	.750	5	6	.833	0	4	4	3.0	3	0	0	3
Totals		0	298	45	107	.421	24	55	.436	70	84	.833	1	35	36	3.0	36	2	14

KHALIF BATTLE CAREER STATISTICS																			
Year	GP	GS	Min	Avg	FG	FGA	Pct	3FG	3FGA	Pct	FT	FTA	Pct	Off	Def	Tot	Avg	PF	FO
2019-20 (Butler)	24	0	262	10.9	25	75	.333	13	43	.302	9	14	.643	0	25	25	1.0	32	0
2020-21 (Temple)	11	4	346	31.5	51	146	.349	23	73	.315	40	50	.800	8	62	70	6.4	34	0
2021-22 (Temple)*	7	7	223	31.9	50	93	.538	21	43	.488	29	36	.806	3	24	27	3.9	16	0
2022-23 (Temple)	27	8	869	32.2	155	378	.410	77	220	.350	97	108	.898	8	88	96	3.6	53	0
2023-24 (ARK)	12	0	298	24.8	45	107	.421	24	55	.436	70	84	.833	1	35	36	3.0	36	2
TOTAL	81	19	1998	24.7	326	799	.408	158	434	.364	245	292	.839	20	234	254	3.1	171	2

* - Received a medical redshirt



BATTLE'S PERSONAL BESTS

POINTS		Season:	25	vs Furman (12/04/23)
Career:		32	vs South Florida (02/21/21)	SEC:
FG MADE		Season:	7	vs Furman (12/04/23)
Career:		10 (2x)	LAST vs Richmond (11/22/22)	SEC:
FG ATTEMPTED		Season:	13	vs Duke (11/29/23)
Career:		22	vs South Florida (02/21/21)	SEC:
3-POINT FG MADE		Season:	4	vs Furman (12/04/23)
Career:		6	vs Richmond (11/22/22)	SEC:
3-PT FG ATTEMPTS		Season:	8	vs Duke (11/29/23)
Career:		14	at Tulsa (01/10/23)	SEC:
FT MADE		Season:	8 (5x)	LAST vs Oklahoma (12/09/23)
Career:		10	vs South Florida (02/21/21)	SEC:
FT ATTEMPTED		Season:	11 (2x)	LAST vs Duke (11/29/23)
Career:		12	vs South Florida (02/21/21)	SEC:
REBOUNDS		Season:	6	vs UNC Greensboro (11/17/23)
Career:		11	vs Tulsa (01/26/21)	SEC:
ASSISTS		Season:	5	vs Duke (11/29/23)
Career:		6	vs UMES (12/20/22)	SEC:
STEALS		Season:	1 (4x)	LAST vs Oklahoma (12/09/23)
Career:		4 (2x)	LAST vs UMES (12/20/22)	SEC:
BLOCKED SHOTS		Season:	--	
Career:		2	vs South Florida (03/11/21)	SEC:
MINUTES		Season:	33:18	vs UNC Greensboro (11/17/23)
Career:		40:00 (3x)	LAST vs Ole Miss (12/17/22)	SEC:

1 KEYON MENIFIELD

G • 6-1 • 150 • So. (3) || Flint, Mich. (PHHoenix (Arz.) Prep / Washington)

FULL BIO/STATS

Pronounced: Men-EE-Field

@TheChOsenOne

@keyonmenifield1

Is a walkon for the 2023-24 season

Has THREE years of collegiate eligibility remaining including this year • Major: Communications
Born on Feb. 23, 2003, in Beecher, Mich.

Son of Keyon Menifield Sr. and Shamere Lundy • Brother: Keyonta. Sisters: Diondra and Serenity

- Played one season at Washington and was named the PAC-12 All-Freshman team ... His 1.87 assist-turnover ratio led all Pac-12 freshmen
- Missed the first 10 games ... Granted a waiver by the NCAA and became eligible to play starting the Dec. 16 game versus Lipscomb.

2023-24 HIGHLIGHTS

- **LIPSCOMB:** Made his debut in a Razorback uniform at 11:46 in the first half ... Scored his first basket on an offensive put-back at 4:06 ... Added three rebounds and two assists with zero turnovers.
- **ACU:** Had 11 points and six rebounds ... Played all 20 minutes of the second half when he scored 11 points and had five rebounds to help Arkansas erase a seven-point halftime deficit ... Led the team with a +21 for the game.



MENIFIELD'S PERSONAL BESTS

POINTS

Season: 11 vs Abilene Christian (12/21/23)

Career: 27 vs Oregon (02/15/23)

SEC:

FG MADE

Season: 4 vs Abilene Christian (12/21/23)

Career: 11 vs Oregon (02/15/23)

SEC:

FG ATTEMPTED

Season: 8 vs Abilene Christian (12/21/23)

Career: 21 vs North Florida (11/11/22)

SEC:

3-POINT FG MADE

Season: --

Career: 4 (2x) LAST at Southern Cal (02/04/23)

SEC:

3-PT FG ATTEMPTS

Season: 3 vs Abilene Christian (12/21/23)

Career: 8 vs Colorado (03/08/23)

SEC:

FT MADE

Season: 3 vs Abilene Christian (12/21/23)

Career: 5 vs North Florida (11/11/22)

SEC:

FT ATTEMPTED

Season: 4 vs Abilene Christian (12/21/23)

Career: 6 (2x) LAST at Stanford (02/26/23)

SEC:

REBOUNDS

Season: 6 vs Abilene Christian (12/21/23)

Career: 8 vs Oregon State (02/18/23)

SEC:

ASSISTS

Season: 2 (2x) LAST vs Abilene Christian (12/21/23)

Career: 8 at Arizona State (01/08/23)

SEC:

STEALS

Season: --

Career: 4 vs Stanford (01/12/23)

SEC:

BLOCKED SHOTS

Season: --

Career: 2 vs Cal Poly (12/13/22)

SEC:

MINUTES

Season: 28:19 vs Abilene Christian (12/21/23)

Career: 42:49 vs Oregon (02/15/23)

SEC:

KEYON MENIFIELD JR. 2023-24 GAME STATS

Opponent	Date	GS	Min	FG	FGA	Pct	3FG	3A	Pct	FT	FTA	Pct	O	D	Tot	Avg	PF	FO	A	TO	Blk	Stl	Pts	Avg
ALCORN	11/06/23	--	--																					
GARDNER-WEBB	11/10/23	--	--																					
OLD DOMINION	11/13/23	--	--																					
UNC GREENSBORO	11/17/23	--	--																					
vs Stanford	11/22/23	--	--																					
vs Memphis	11/23/23	--	--																					
vs North Carolina	11/24/23	--	--																					
DUKE	11/29/23	--	--																					
FURMAN	12/04/23	--	--																					
vs Oklahoma	12/09/23	--	--																					
vs Lipscomb	12/16/23	19	1	3	.333	0	1	.000	0	0	.000	1	2	3	3.0	3	0	2	0	0	0	2	2.0	
ABILENE CHRISTIAN	12/21/23	28	4	8	.500	0	3	.000	3	4	.750	1	5	6	4.5	1	0	2	4	0	0	11	6.5	
Totals		0	47	5	11	.455	0	4	.000	3	4	.750	2	7	9	4.5	4	0	4	4	0	0	13	6.5

KEYON MENIFIELD CAREER STATISTICS

Year	GP	GS	Min	Avg	FG	FGA	Pct	3FG	3FGA	Pct	FT	FTA	Pct	Off	Def	Tot	Avg	PF	FO	Ass	TO	Blk	Stl	Pts	Avg
2022-23 (WASH)	32	21	918	28.7	121	295	.410	35	106	.330	44	63	.698	23	69	92	2.9	40	0	99	53	7	36	321	10.0
2023-24 (ARK)	2	0	47	23.5	5	11	.455	0	4	.000	3	4	.750	3	7	9	4.5	4	0	4	4	0	0	13	6.5
TOTAL	34	21	965	28.4	126	306	.412	35	110	.318	47	67	.701	25	76	101	3.0	44	0	103	57	7	36	334	9.8

2 TREVON BRAZILE

F • 6-10 • 220 • R-So. (3) // Springfield, Mo. (Kickapoo HS / Missouri)

FULL BIO/STATS

Pronounced: Trev-In "Brazil"

@trevonbrazile2

@thetrevonbrazile

Including 2023-24, has THREE years of collegiate eligibility

Major: Communications

Born on Jan. 7, 2003, in Springfield, Mo. • The son of Phillip Brazile and Melissa Baldwin

Siblings: Phillip Brazile II; Brittany Brazile; Reece Winn; Tamia Brazile; Mariah Fuller; Prince Fuller

- 1 of 50 on the Jersey Mike's Naismith Player of the Year Trophy Watch List
- 1 of 20 on the Karl Malone Power Forward of the Year Watch List
- 2023-24 First Team Preseason All-SEC by media and coaches
- SEC PLAYER OF THE WEEK (Dec. 4) for his performance vs Duke.
- Only played nine games in 2022-23 before suffering a season-ending knee injury

IN THE RANKINGS	SEC	NCAA
Double-Doubles	3	4th 73rd
Blocked Shots	19	3rd 76th
Blocks/gm	1.58	4th 83rd
Rebounds/gm	6.8	11th

DID YOU KNOW:

- His 17 rebounds vs Stanford are the 3rd-most by an SEC player this season
- His 5 blocked shots vs GWU are T-3rd for most by an SEC player this season



CAREER DOUBLE-DOUBLES (5)

SOPHOMORE (at ARK)	(2)
11/07/22 • NORTH DAKOTA STATE	21 pts 12 reb
11/16/22 • SOUTH DAKOTA STATE	13 pts 10 reb

R-SOPHOMORE (at ARK)	(3)
11/22/23 • vs Stanford	# 14 pts 17 reb
11/23/23 • vs Memphis	# 13 pts 10 reb
11/29/23 • DUKE	19 pts 11 reb
# - back-to-back games	



BRAZILE'S PERSONAL BESTS

POINTS

Season:	19	vs Duke (11/29/23)
Career:	23	vs San Jose State (12/03/22)
SEC:	11	at LSU (02/26/22)

FG MADE

Season:	6	vs Duke (11/29/23)
Career:	8	vs San Jose State (12/03/22)
SEC:	5	at LSU (02/26/22)

FG ATTEMPTED

Season:	12	vs Stanford (11/22/23)
Career:	14 (2x)	LAST vs San Diego St (11/23/22)
SEC:	9	at LSU (02/26/22)

3-POINT FG MADE

Season:	4	vs Duke (11/29/23)
Career:	4	vs Duke (11/29/23)
SEC:	1 (7x)	vs Georgia (03/05/22)

3-PT FG ATTEMPTS

Season:	7	vs Duke (11/29/23)
Career:	8	vs San Diego State (11/23/22)
SEC:	2	at Georgia (02/02/22)

FT MADE

Season:	6	vs Stanford (11/22/23)
Career:	6 (2x)	LAST vs Stanford (11/22/23)
SEC:	3	vs Tennessee (02/22/22)

FT ATTEMPTED

Season:	6 (2x)	LAST vs Stanford (11/22/23)
SEC:	8 (2x)	LAST vs San Jose St (12/03/22)
Career:	7	vs Ole Miss (03/09/22)

REBOUNDS

Season:	17	vs Stanford (11/22/23)
Career:	17	vs Stanford (11/22/23)
SEC:	10	vs Georgia (03/05/22)

ASSISTS

Season:	2 (2x)	LAST vs Stanford (11/22/23)
Career:	3	vs Alabama (01/08/22)
SEC:	3	vs Alabama (01/08/22)

STEALS

Season:	2 (3x)	LAST vs Oklahoma (12/09/23)
Career:	2 (8x)	LAST vs Oklahoma (12/09/23)
SEC:	2	vs Texas A&M (01/15/22)

BLOCKED SHOTS

Season:	5	vs Gardner-Webb (11/10/23)
Career:	6	vs Illinois (12/22/21)
SEC:	4 (2x)	vs Georgia (03/05/22)

MINUTES

Season:	45:52	vs Stanford (11/22/23)
Career:	45:52	vs Stanford (11/22/23)
SEC:	28:23	at LSU (02/26/22)

TREVON BRAZILE 2023-24 GAME STATS

Opponent	Date	GS	Min	FG	FGA	Pct	3FG	3A	Pct	FT	FTA	Pct	O	D	Tot	Avg	PF	FO	A	TO	Blk	Stl	Pts	Avg	
ALCORN	11/06/23	*	22	4	5	.800	1	2	.500	4	4	1.000	1	5	6	6.0	0	0	0	1	0	1	13	13.0	
GARDNER-WEBB	11/10/23	*	23	4	4	1.000	1	1	1.000	1	2	.500	1	6	7	6.5	4	0	0	3	5	0	10	11.5	
OLD DOMINION	11/13/23	*	30	3	7	.429	2	4	.500	3	6	.500	2	2	4	5.7	3	0	2	2	4	1	11	11.3	
UNC GREENSBORO	11/17/23	*	29	3	6	.500	1	4	.250	2	2	1.000	2	7	9	6.5	3	0	0	2	2	1	9	10.8	
vs Stanford	11/22/23	*	45	3	12	.250	2	5	.400	6	6	1.000	8	9	17	8.6	2	0	2	2	0	2	14	11.4	
vs Memphis	11/23/23	*	39	5	10	.500	1	3	.333	2	2	1.000	7	3	10	8.8	4	0	1	3	0	2	13	11.7	
vs North Carolina	11/24/23	*	21	0	4	.000	0	1	.000	0	0	.000	0	2	2	7.9	3	0	1	3	2	0	0	10.0	
DUKE	11/29/23	*	37	6	9	.667	4	7	.571	3	6	.500	0	11	11	8.3	3	0	0	2	2	0	19	11.1	
FURMAN	12/04/23	*	27	5	8	.625	2	3	.667	1	1	1.000	0	4	4	7.8	0	0	0	0	2	0	13	11.3	
vs Oklahoma	12/09/23	*	15	0	2	.000	0	1	.000	0	0	.000	0	1	1	7.1	3	0	1	1	0	2	0	10.2	
vs Lipscomb	12/16/23	*	24	3	7	.429	0	1	.000	0	1	.000	2	4	6	7.0	0	0	1	2	1	0	6	9.8	
ABILENE CHRISTIAN	12/21/23	*	15	3	6	.500	1	2	.500	1	2	.500	2	2	4	6.8	1	0	0	2	1	1	8	9.7	
Totals			12	327	39	80	.488	15	34	.441	23	32	.719	25	56	81	6.8	26	0	8	23	19	10	116	9.7

TREVON BRAZILE CAREER STATISTICS

Year	GP	GS	Min	Avg	FG	FGA	Pct	3FG	3FGA	Pct	FT	FTA	Pct	Off	Def	Tot	Avg	PF	FO	Ast	TO	Blk	Stl	Pts	Avg
2021-22 (MIZZOU)	24	22	507	21.1	57	105	.543	10	31	.323	27	46	.587	28	92	120	5.0	30	0	18	27	46	10	151	6.3
2022-23 (ARK)	9	0	243	27.0	37	77	.481	11	29	.379	21	31	.677	9	45	54	6.0	23	1	9	20	11	9	106	11.8
2023-24 (ARK)	12	12	327	27.3	39	80	.488	15	34	.441	23	32	.719	25	56	81	6.8	26	0	8	23	19	10	116	9.7
TOTAL	45	34	1077	23.9	133	262	.508	36	94	.383	71	109	.651	62	193	255	5.7	79	1	35	70	76	20	373	8.3

* - Received a medical redshirt

3 EL ELLIS

G • 6-3 • 180 • Grad. Sr. (I) • Durham, N.C. (Quality Education Acad. / Louisville)

@eellis3

@eellis3

- Scored 843 points in two seasons at Louisville, including 565 last season ... Played two seasons at Tallahassee CC, two at Louisville.
- 2022-23 All-ACC Honorable Mention ... 2021-22 Runner-up for Sixth Man of the Year.
- Two-time JuCo All-American

The 2023-24 season is his final year of eligibility • Graduated from Louisville (Spring '23) - Sport Management
Pursuing a second undergraduate degree from Arkansas in Arts & Sciences
Born on Dec. 18, 1999, in Durham, N.C. • Son of Elbert Ellis, Jr. and Tasha McArthur
Dad (Elbert) was a six-time All-American track athlete at Pitt. Brothers: Deon McArthur, Mannie Ellis & Jeremiah Ellis

CAREER DOUBLE-DOUBLES (1)

SENIOR (at UofL) (1)
12/14/22 • WESTERN KENTUCKY 30 pts 10 ast

2023-24 HIGHLIGHTS

- GWU:** Grabbed a **career-high six rebounds** and scored 13 points.
- ODU:** Led Arkansas with 17 points, scoring 15 in the second half on 6-of-8 shooting ... Finished with **eight assists and ZERO turnovers**.
- UNCG:** Scored 19 points, all in the second half, going 7-of-8 at the line.
- MEMPHIS:** Led the team with three assists
- DUKE:** Led the team with six assists and had zero turnovers ... Played all 20 minutes of the second half and scored all nine of his points in the period with four of his assists.



ELLIS' PERSONAL BESTS

POINTS

Season: 19 vs UNC Greensboro (11/17/23)

Career: 33 at Miami (FL) (02/11/23)

SEC:

FG MADE

Season: 7 vs Old Dominion (11/13/23)

Career: 12 (2x) LAST at Miami (FL) (02/11/23)

SEC:

FG ATTEMPTED

Season: 11 (2x) LAST vs Old Dominion (11/13/23)

Career: 20 (2x) LAST at Miami (FL) (02/11/23)

SEC:

3-POINT FG MADE

Season: 2 vs UNC Greensboro (11/17/23)

Career: 5 vs North Carolina (02/01/22)

SEC:

3-PT FG ATTEMPTS

Season: 5 vs UNC Greensboro (11/17/23)

Career: 11 (3x) LAST vs Appa State (11/15/22)

SEC:

FT MADE

Season: 7 vs UNC Greensboro (11/17/23)

Career: 10 at NC State (12/22/22)

SEC:

FT ATTEMPTED

Season: 8 vs UNC Greensboro (11/17/23)

Career: 11 (2x) LAST at NC State (12/22/22)

SEC:

REBOUNDS

Season: 6 vs Gardner-Webb (11/10/23)

Career: 6 (3x) LAST vs Gardner-Webb (11/06/23)

SEC:

ASSISTS

Season: 8 vs Old Dominion (11/13/23)

Career: 10 vs Western Kentucky (12/14/22)

SEC:

STEALS

Season: 1 (3x) LAST vs Old Dominion (11/13/23)

Career: 4 at Kentucky (12/31/22)

SEC:

BLOCKED SHOTS

Season: 1 vs Duke (11/29/23)

Career: 1 (3x) LAST at Duke (11/29/23)

SEC:

MINUTES

Season: 33:50 vs Old Dominion (11/13/23)

Career: 40:00 (4x) LAST at Clemson (01/11/23)

SEC:

EL ELLIS 2023-24 GAME STATS

Opponent	Date	GS	Min	FG	FGA	Pct	3FG	3A	Pct	FT	FTA	Pct	O	D	Tot	Avg	PF	FO	A	TO	Blk	Stl	Pts	Avg	
ALCORN	11/06/23	*	24	3	6	.500	1	4	.250	1	2	.500	0	0	0	0.0	2	0	4	3	0	1	8	8.0	
GARDNER-WEBB	11/10/23	*	33	5	11	.455	1	3	.333	2	2	1.000	0	6	6	3.0	2	0	3	1	0	1	13	10.5	
OLD DOMINION	11/13/23	*	34	7	11	.636	1	2	.500	2	4	.500	0	3	3	3.0	0	0	8	0	0	1	17	12.7	
UNC GREENSBORO	11/17/23	*	30	5	10	.500	2	5	.400	7	8	.875	2	2	4	3.3	4	0	0	4	0	0	19	14.3	
vs Stanford	11/22/23		6	0	4	.000	0	1	.000	0	0	.000	0	0	0	2.6	1	0	1	0	0	0	0	11.4	
vs Memphis	11/23/23		13	0	3	.000	0	2	.000	0	0	.000	0	1	1	2.3	0	0	3	2	0	0	0	9.5	
vs North Carolina	11/24/23		17	0	3	.000	0	1	.000	0	0	.000	0	2	2	2.3	0	0	0	0	1	0	0	8.1	
DUKE	11/29/23	*	31	3	9	.333	0	2	.000	3	4	.750	0	3	3	2.4	1	0	6	0	1	0	9	8.3	
FURMAN	12/04/23	*	11	1	4	.250	0	1	.000	1	2	.500	1	2	3	2.4	0	0	2	2	0	1	3	7.7	
vs Oklahoma	12/09/23	*	8	1	4	.250	1	2	.500	2	2	1.000	0	0	0	2.2	0	0	0	2	0	0	5	7.4	
vs Lipscomb	12/16/23		1	0	0	.000	0	0	.000	0	0	.000	0	0	0	2.0	0	0	0	0	0	0	0	6.7	
ABILENE CHRISTIAN	12/21/23	*	4	0	1	.000	0	0	.000	0	0	.000	0	0	0	1.8	0	0	0	1	0	0	0	6.2	
Totals			8	212	25	66	.379	6	23	.261	18	24	.750	3	19	22	1.8	10	0	26	16	2	4	74	6.2

EL ELLIS CAREER NCAA DIVISION I STATISTICS

Year	GP	GS	Min	Avg	FG	FGA	Pct	3FG	3FGA	Pct	FT	FTA	Pct	Off	Def	Tot	Avg	PF	FO	Ast	TO	Blk	Stl	Pts	Avg
2021-22 (UofL)	32	9	656	20.5	96	242	.397	41	114	.360	45	65	.692	6	55	61	1.9	47	0	51	45	0	12	278	8.7
2022-23 (UofL)	32	32	1150	35.9	189	461	.410	59	185	.319	128	158	.810	10	74	84	2.6	52	0	140	120	2	31	565	17.7
2023-24 (ARK)	12	8	212	17.7	25	66	.379	6	23	.261	18	24	.750	3	19	22	1.8	10	0	26	16	2	4	74	6.2
TOTAL	76	49	2018	26.6	310	769	.403	106	322	.329	191	247	.773	19	148	167	2.2	109	0	217	181	4	47	917	12.1

4 DAVONTE "DEVO" DAVIS

6 • 6-4 • 185 • Sr. (2) || Jacksonville, Ark. (Jacksonville, HS)

 @MrDevoBuckets

 @devofor3

- **2023-24 2nd Team All-SEC by media and coaches**
- **2023 SEC All-Defensive Team selection** ... 3x SEC Academic Honor Roll ... Department's Honor Roll (3.0-3.49 GPA)
- **THE ONLY RAZORBACK PLAY IN ARKANSAS' BACK-TO-BACK-TO-BACK SWEET 16 RUNS.**
- Just the ninth Razorback to reach 900+ points, 400+ rebounds, 200+ assists & 100+ steals in his Arkansas career

- **His first 81 career games:**
29-of-126 (.230) 2+ 3's made in a Gm: 10x
- **His last 33 games:**
47-of-127 (.370) 2+ 3's made in a Gm: 13x
- Played his first **133 minutes this season (4+ gms) with ZERO turnovers ... only has 15 TURNS OVERS THIS YEAR** (9 have come in two games - Stanford and Lipscomb).

2023-24 HIGHLIGHTS

- **ODU:** Scored a season-high 16 points
- **UNCG:** Had a season-high six rebounds with a team best three assists.
- **STANFORD:** Played a career-high 45:14 ... Hit two free throws with six seconds left to force the first overtime ... Had a steal late in the first overtime, was fouled and gave Arkansas a 3-point lead with four seconds left ... Led the team with three assists and added six rebounds.
- **MEMPHIS: Eclipsed the 1,000-point plateau with a 3-pointer** with 1.9 seconds left on the game ... Became the 46th Razorback to reach the milestone ... Finished with 15 points, going 3-of-7 from 3-point range.
- **FURMAN:** Had a "typical" Devo Davis game ... Was a team-best +15 ... Threatened a triple-double with 7 points, **8 assists (tying career high)** and **10 rebounds (tying career high)** with ZERO TURNS OVERS in 37:37 minutes played.
- **LIPSCOMB:** Only scored four points, but hit a key jumper in the lane with 26 seconds left to provide what proved to be the final score (69-66).
- **ACU:** Only scored four points (4-of-4 FT) but Coach Muss bragged on his defense, especially when forced to play the "4" and guard the post ... Played all 20 minutes of the second half.

DAVONTE DAVIS 2023-24 GAME STATS																									
Opponent	Date	GS	Min	FG	FGA	Pct	3FG	3A	Pct	FT	FTA	Pct	O	D	Tot	Avg	PF	FO	A	TO	Blk	Stl	Pts	Avg	
ALCORN	11/06/23	*	24	2	5	.400	1	3	.333	0	0	.000	2	3	5	5.0	3	0	5	0	0	1	5	5.0	
GARDNER-WEBB	11/10/23	*	22	2	8	.250	0	4	.000	0	0	.000	0	5	5	5.0	2	0	2	0	0	1	4	4.5	
OLD DOMINION	11/13/23	*	37	6	11	.545	1	4	.250	3	6	.500	2	3	5	5.0	0	0	2	0	0	1	16	8.3	
UNC GREENSBORO	11/17/23	*	40	4	11	.364	0	4	.000	2	2	1.000	2	4	6	5.3	1	0	3	0	0	0	10	8.8	
vs Stanford	11/22/23	*	45	3	14	.214	1	4	.250	3	6	.500	0	6	6	5.4	4	0	3	5	0	1	10	9.0	
vs Memphis	11/23/23	*	38	5	14	.357	3	7	.429	2	2	1.000	0	3	3	5.0	3	0	1	3	0	0	15	10.0	
vs North Carolina	11/24/23	*	23	0	0	.000	0	0	.000	0	0	.000	0	1	1	4.4	3	0	0	1	0	0	0	8.6	
DUKE	11/29/23	*	22	1	3	.333	0	1	.000	1	2	.500	1	2	3	4.3	0	0	2	2	0	1	3	7.9	
FURMAN	12/04/23	*	38	2	5	.400	1	2	.500	2	2	1.000	1	9	10	4.9	4	0	8	0	0	0	7	7.8	
vs Oklahoma	12/09/23	*	23	2	6	.333	0	1	.000	0	0	.000	3	1	4	4.8	3	0	0	0	0	1	4	7.4	
vs Lipscomb	12/16/23	*	24	2	2	1.000	0	0	.000	0	0	.000	0	3	3	4.6	2	0	3	4	0	0	4	7.1	
ABILENE CHRISTIAN	12/21/23	*	36	0	4	.000	0	0	.000	4	4	1.000	0	3	3	4.5	4	0	2	0	0	0	4	6.8	
Totals			12	372	29	83	.349	7	30	.233	17	24	.708	11	43	54	4.5	29	0	31	15	0	6	82	6.8

Year	GP	GS	Min	Avg	FG	FGA	Pct	3FG	3FGA	Pct	FT	FTA	Pct	Off	Def	Tot	Avg	PF	FO	Asst	TO	Blk	Stl	Pts	Avg
2020-21	30	17	716	23.9	109	229	.476	2	13	.154	34	45	.756	36	98	134	4.5	70	0	64	48	5	35	254	8.5
2021-22	37	14	1021	27.6	114	266	.429	20	74	.270	58	82	.707	42	96	138	3.7	95	1	102	67	0	35	306	8.3
2022-23	35	31	1157	33.1	144	347	.415	47	136	.346	46	64	.719	24	129	153	4.4	91	4	87	72	4	48	381	10.9
2023-24	12	12	372	31.0	29	83	.349	7	30	.233	17	24	.708	11	43	54	4.5	29	0	31	15	0	6	82	6.8
TOTAL	114	74	3266	28.6	396	925	.428	76	253	.300	155	215	.721	113	366	479	4.2	285	5	284	202	9	124	1023	9.0

FULL BIO/STATS

Including 2023-24, has TWO years of collegiate eligibility
Major: Recreation & Sport Management
Born on Sept. 24, 2001, in Jacksonville, Ark.
The son Terrie Davis and grandson of Yvette Davis

DOUBLE-DOUBLES (2)

JUNIOR			
12/06/22 • UNC GREENSBORO	10 pts	10 reb	
01/11/23 • ALABAMA	16 pts	10 reb	



DAVIS' PERSONAL BESTS

POINTS		
Season: 16	vs Old Dominion (11/13/23)	
Career: 26	vs Oklahoma (12/11/21)	
SEC: 20	vs Georgia (01/09/21)	
FG MADE		
Season: 6	vs Old Dominion (11/13/23)	
Career: 9 (3x)	LAST vs Kansas (03/18/23)	
SEC: 9	vs Georgia (01/09/21)	
FG ATTEMPTED		
Season: 14 (2x)	LAST vs Memphis (11/23/23)	
Career: 21	vs Oklahoma (12/11/21)	
SEC: 18	at LSU (12/28/22)	
3-POINT FG MADE		
Season: 3	vs Memphis (11/23/23)	
Career: 4 (4x)	LAST at Texas A&M (02/15/23)	
SEC: 4 (3x)	LAST at Texas A&M (02/15/23)	
3-PT FG ATTEMPTS		
Season: 7	vs Memphis (11/23/23)	
Career: 10 (2x)	LAST at Texas A&M (02/15/23)	
SEC: 10 (2x)	LAST at Texas A&M (02/15/23)	
FT MADE		
Season: 3 (2x)	LAST vs Stanford (11/22/23)	
Career: 9	at Texas A&M (01/08/22)	
SEC: 9	at Texas A&M (01/08/22)	
FT ATTEMPTED		
Season: 6 (2x)	LAST vs Stanford (11/22/23)	
Career: 10	at Texas A&M (01/08/22)	
SEC: 10	at Texas A&M (01/08/22)	
REBOUNDS		
Season: 10	vs Furman (12/804/23)	
Career: 10 (4x)	LAST vs Furman (12/04/23)	
SEC: 10	vs Alabama (01/11/23)	
ASSISTS		
Season: 8	vs Furman (12/04/23)	
Career: 8 (2x)	LAST vs Furman (12/04/23)	
SEC: 7 (2x)	LAST at Kentucky (02/07/23)	
STEALS		
Season: 1 (5x)	LAST vs Duke (11/29/23)	
Career: 5 (2x)	LAST vs Bradley (12/17/22)	
SEC: 5	vs Auburn (02/08/22)	
BLOCKED SHOTS		
Season: --		
Career: 2	vs Colgate (03/19/21)	
SEC: 1 (4x)	LAST vs Alabama (01/11/23)	
MINUTES		
Season: 45:14	vs Stanford (11/22/23)	
Career: 45:14	vs Stanford (11/22/23)	
SEC: 40:00 (2x)	LAST at S. Carolina (02/04/23)	

5 JOSEPH PINION

6 • 6-5 • 195 • So. (3) || Morrilton, Ark. (Morrilton HS)

@josephpinion2

@josephpinion1

FULL BIO/STATS

Including 2023-24, has THREE years of collegiate eligibility
Major: Arts & Sciences
Born on Nov. 17, 2003, in Morrilton, Ark.
The son of Craig and Gail Pinion

- Made the Department's Honor Roll (3.0-3.49 GPA) for Fall 2022.
- Set two Razorback records last season:
 - ^ Most Free Throw Attempts in a Season without a miss (7-of-7)
 - ^ Most Minutes Played in a season without a turnover (148).
- Made his first 11 career free throw attempts (7-of-7 last year and his first four this tear) before missing his first attempt vs Gardner-Webb

2023-24 HIGHLIGHTS

- **ALCORN:** Had a **career-high two steals**
- **OKLAHOMA:** Had a productive five minutes with four points, a rebound, a steal and was +8.
- **LIPSCOMB:** Earned his first career start.



PINION'S PERSONAL BESTS

POINTS	
Season: 7	vs Alcorn State (11/06/23)
Career: 13 (2x)	LAST vs Ole Miss (01/21/23)
SEC: 13 (2x)	vs Ole Miss (01/21/23)
FG MADE	
Season: 2	vs Gardner-Webb (11/10/23)
Career: 5	vs Ole Miss (01/21/23)
SEC: 5	vs Ole Miss (01/21/23)
FG ATTEMPTED	
Season: 3 (2x)	LAST vs Gardner-Webb (11/10/23)
Career: 10	vs Ole Miss (01/21/23)
SEC: 10	vs Ole Miss (01/21/23)
3-POINT FG MADE	
Season: 1	vs Alcorn State (11/06/23)
Career: 3 (2x)	LAST vs Ole Miss (01/21/23)
SEC: 3 (2x)	LAST vs Ole Miss (01/21/23)
3-PT FG ATTEMPTS	
Season: 2	vs Alcorn State (11/06/23)
Career: 6 (2x)	LAST vs Ole Miss (01/21/23)
SEC: 6 (2x)	LAASST vs Ole Miss (01/21/23)
FT MADE	
Season: 4	vs Alcorn State (11/06/23)
Career: 2 (3x)	LAST vs Missouri (01/04/23)
SEC: 2	vs Missouri (01/04/23)
FT ATTEMPTED	
Season: 4	vs Alcorn State (11/06/23)
Career: 2 (3x)	LAST vs Missouri (01/04/23)
SEC: 2	vs Missouri (01/04/23)
REBOUNDS	
Season: 1 (3x)	LAST vs Oklahoma (12/09/23)
Career: 5	vs Ole Miss (01/21/23)
SEC: 5	vs Ole Miss (01/21/23)
ASSISTS	
Season: --	
Career: 3	vs UNC Asheville (12/21/22)
SEC: 1	vs Kentucky (03/04/23)
STEALS	
Season: 2	vs Alcorn State (11/06/23)
Career: 2	vs Alcorn State (11/06/23)
SEC: 1 (4x)	LAST vs Kentucky (03/04/23)
BLOCKED SHOTS	
Season: 1 (2x)	LAST vs Gardner-Webb (11/10/23)
Career: 1 (3x)	LAST vs Gardner-Webb (11/10/23)
SEC: 1	vs Ole Miss (01/21/23)
MINUTES	
Season: 12:36	vs Alcorn State (11/06/23)
Career: 27:28	vs Missouri (01/04/23)
SEC: 27:28	vs Missouri (01/04/23)

JOSEPH PINION CAREER STATISTICS

Year	GP	GS	Min	Avg	FG	FGA	Pct	3FG	3FGA	Pct	FT	FTA	Pct	Off	Def	Tot	Avg	PF	FO	Ast	TO	Blk	Stl	Pts	Avg
2022-23	24	0	144	6.0	21	45	.467	13	32	.406	7	7	1.000	4	11	15	0.6	20	0	3	0	1	6	62	2.6
2023-24	8	1	35	4.4	4	10	.400	1	5	.200	7	9	.778	0	3	3	0.4	4	0	0	1	2	3	16	2.0
TOTAL	34	1	183	5.4	25	57	.439	14	39	.359	14	16	.875	4	15	19	0.6	25	0	3	1	3	9	78	2.3

6 LAYDEN BLOCKER

6 • 6-2 • 180 • Fr. (4) || Little Rock, Ark. (Sunrise (Kan.) Christian Academy)

@Laygogetit2

@laygogetit

FULL BIO/STATS

Including 2023-24, has FOUR years of collegiate eligibility

Major: Arts & Sciences

Born on July 2, 2005 in Memphis, Tenn.

Son of Lenard and Shrepre Blocker. Brothers: Landren and Langsten

• The seventh-highest high school prospect Arkansas has been signed by ESPN (#1 overall) ... Was #24 nationally by Rivals

BLOCKER IN THE LAST 6 GAMES: 7.8 ppg • 3.2 rpg • 16-of-25 FG (.640) • 12 assists, 4 Blocked Shots • 8 steals

2023-24 HIGHLIGHTS

- **STANFORD:** Had a breakout game, providing a spark off the bench and offensive rebounding ... Led the team with three teams ... Scored his first collegiate points ... Grabbed two rebonds (both offensive).
- **MEMPHIS:** Earned his first career start and responded with nine points and season-high three rebounds (all offensive).
- **UNC:** Drew his second straight start and once again came away with three steals ... Turned in his first double-digit scoring effort with 11 points (5-of-6 FT) ... Had a steal and breakaway dunk to end the first half for a 3-point Razorback lead ... Had two rebounds (both offensive).
- **DUKE:** Scored nine points, making all three of his field goal attempts ... Added two steals and grabbed his first three defensive rebounds.
- **FURMAN:** Had **season-high in rebounds (5), assists (5) and blocked shots (3)** ... Led the team at +11 in the second half and he was 3-of-3 from the field with four assists and two blocked shots.



BLOCKER'S PERSONAL BESTS

POINTS

Career: 11 vs North Carolina (11/24/23)

SEC:

FG MADE

Career: 4 vs Furman (12/04/23)

SEC:

FG ATTEMPTED

Career: 6 vs North Carolina (11/24/23)

SEC:

3-POINT FG MADE

Career: --

SEC:

3-PT FG ATTEMPTS

Career: 1 vs Old Dominion (11/13/23)

SEC:

FT MADE

Career: 5 vs North Carolina (11/24/23)

SEC:

FT ATTEMPTED

Career: 6 vs North Carolina (11/24/23)

SEC:

REBOUNDS

Career: 5 vs Furman (12/04/23)

SEC:

ASSISTS

Career: 5 vs Furman (12/04/23)

SEC:

STEALS

Career: 3 (2x) LAST vs North Carolina (11/24/23)

SEC:

BLOCKED SHOTS

Career: 3 vs Furman (12/04/23)

SEC:

MINUTES

Career: 28:38 vs North Carolina (11/24/23)

SEC:

LAYDEN BLOCKER 2023-24 GAME STATS

Opponent	Date	GS	Min	FG	FGA	Pct	3FG	3A	Pct	FT	FTA	Pct	O	D	Tot	Avg	PF	FO	A	TO	Blk	Stl	Pts	Avg
ALCORN	11/06/23		10	0	1	.000	0	1	.000	0	0	.000	0	0	0	0.0	5	1	1	1	0	1	0	0.0
GARDNER-WEBB	11/10/23	DNP-III																						
OLD DOMINION	11/13/23		2	0	2	.000	0	1	.000	0	0	.000	0	0	0	0.0	0	0	0	0	0	0	0	0.0
UNC GREENSBORO	11/17/23		2	0	0	.000	0	0	.000	0	0	.000	0	0	0	0.0	0	0	0	0	0	0	0	0.0
vs Stanford	11/22/23		16	2	5	.400	0	0	.000	0	0	.000	2	0	2	0.5	1	0	0	0	0	3	4	1.0
vs Memphis	11/23/23	*	27	3	5	.600	0	0	.000	3	4	.750	3	0	3	1.0	4	0	1	0	0	0	9	2.6
vs North Carolina	11/24/23	*	28	3	6	.500	0	0	.000	5	6	.833	2	0	2	1.2	2	0	1	1	1	3	11	4.0
DUKE	11/29/23		22	3	3	1.000	0	0	.000	3	5	.600	0	3	3	1.4	3	0	1	4	0	2	9	4.7
FURMAN	12/04/23		24	4	5	.800	0	0	.000	1	4	.250	0	5	5	1.9	4	0	5	1	3	0	9	5.3
vs Oklahoma	12/09/23		18	2	3	.667	0	1	.000	3	4	.750	0	2	2	1.9	2	0	0	1	0	1	7	5.4
vs Lipscomb	12/16/23		20	1	3	.333	0	0	.000	0	1	.000	1	3	4	2.1	0	0	4	3	0	2	2	5.1
ABILENE CHRISTIAN	12/21/23		5	0	0	.000	0	0	.000	0	0	.000	0	0	0	1.9	0	0	1	0	0	0	0	4.6
Totals		2	174	18	33	.545	0	3	.000	15	24	.625	8	13	21	1.9	21	1	14	11	4	12	51	4.6

LAYDEN BLOCKER CAREER STATISTICS

Year	GP	GS	Min	Avg	FG	FGA	Pct	3FG	3FGA	Pct	FT	FTA	Pct	Off	Def	Tot	Avg	PF	FO	Ass	TO	Blk	Stl	Pts	Avg
2023-24	11	2	174	15.8	18	33	.545	0	3	.000	15	24	.625	8	13	21	1.9	21	1	14	11	4	12	51	4.6

7 DENIJAY HARRIS

F • 6-7 • 200 • Grad. Sr. (1) || Columbus, Ga. (Columbus HS / Southern Miss)

FULL BIO/STATS

Pronounced: Duh-nah-SHAY

@Ni_jayyy

@nijayyy

The 2023-24 season is his final year of collegiate eligibility
Graduated from Southern Miss (Summer '23) - Liberal Studies

Pursuing a second undergraduate degree from Arkansas in Arts & Sciences

Born on May 29, 2000, in Columbus, Miss. • Son of Desi and Denise Harris • Brothers: Devontess & Desi Jr.

- Played three years at Southern Miss (82 games with 43 starts) and helped Southern Miss post a 28-5 record, win the Sun Belt regular-season title and earn an NIT berth in 2023
- Was at Southwest Mississippi CC as a freshman but only played two games before suffering an injury ... Only stayed at SW Mississippi for one semester before transferring to Southern Miss, where he took a medical redshirt in 2019-20.

CAREER DOUBLE-DOUBLES (3)

SENIOR (at Southern Miss)	(3)
01/26/23 • ARKANSAS STATE	11 pts 10 reb
02/24/23 • at Texas State	* 14 pts 10 reb
03/04/23 • vs South Alabama	* 18 pts 12 reb

* - Consecutive games

2023-24 HIGHLIGHTS

- **ALCORN:** Pulled down seven rebounds in 12 minutes played, going 3-of-6 from the line.



HARRIS' PERSONAL BESTS

POINTS

Season:	5	vs Alcorn State (11/06/23)
Career:	22	at Arkansas State (01/23/23)

SEC:

FG MADE

Season:	1	vs Alcorn State (11/06/23)
Career:	10	at Arkansas State (01/23/23)

SEC:

FG ATTEMPTED

Season:	2	vs Alcorn State (11/06/23)
Career:	15	at Arkansas State (01/23/23)

SEC:

3-POINT FG MADE

Season:	--	
Career:	--	

SEC:

3-PT FG ATTEMPTS

Season:	--	
Career:	1 (2x)	LAST at Liberty (11/18/22)

SEC:

FT MADE

Season:	3	vs Alcorn State (11/06/23)
Career:	5 (2x)	LAST vs UTEP (02/19/22)

SEC:

FT ATTEMPTED

Season:	6	vs Alcorn State (11/06/23)
Career:	7	vs UAB (02/02/22)

SEC:

REBOUNDS

Season:	7	vs Alcorn State (11/06/23)
Career:	14	vs Georgia Southern (02/18/23)

SEC:

ASSISTS

Season:	2	vs Alcorn State (11/06/23)
Career:	3	at Rice (02/26/22)

SEC:

STEALS

Season:	--	
Career:	3	vs UL Monroe (12/19/20)

SEC:

BLOCKED SHOTS

Season:	--	
Career:	1 (12x)	LAST vs South Alabama (03/04/23)

SEC:

MINUTES

Season:	11:55	vs Alcorn State (11/06/23)
Career:	37:35	vs South Alabama (03/04/23)

SEC:

DENIJAY HARRIS 2023-24 GAME STATS

Opponent	Date	GS	Min	FG	FGA	Pct	3FG	3A	Pct	FT	FTA	Pct	O	D	Tot	Avg	PF	FO	A	TO	Blk	Stl	Pts	Avg
ALCORN	11/06/23	12	12	1	2	.500	0	0	.000	3	6	.500	3	4	7	7.0	1	0	2	2	0	0	5	5.0
GARDNER-WEBB	11/10/23	2	0	0	.000	0	0	.000	0	2	.000	0	0	0	3.5	0	0	1	1	0	0	0	2.5	
OLD DOMINION	11/13/23	DNP																						
UNC GREENSBORO	11/17/23	DNP																						
vs Stanford	11/22/23	DNP																						
vs Memphis	11/23/23	DNP																						
vs North Carolina	11/24/23	0	0	0	.000	0	0	.000	0	0	.000	0	0	0	2.3	0	0	0	0	0	0	0	0	1.7
DUKE	11/29/23	DNP																						
FURMAN	12/04/23	DNP																						
vs Oklahoma	12/09/23	DNP																						
vs Lipscomb	12/16/23	0	0	0	.000	0	0	.000	0	0	.000	0	0	0	1.8	0	0	0	0	0	0	0	0	1.3
ABILENE CHRISTIAN	12/21/23	DNP																						
Totals		0	14	1	2	.500	0	0	.000	3	8	.375	3	4	7	1.8	1	0	3	3	0	0	5	1.3

DENIJAY HARRIS CAREER STATISTICS

Year	GP	GS	Min	Avg	FG	FGA	Pct	3FG	3FGA	Pct	FT	FTA	Pct	Off	Def	Tot	Avg	PF	FO	Ast	TO	Blk	Stl	Pts	Avg
2020-21 (USM)	22	8	376	17.1	29	60	.483	0	1	.000	16	26	.615	31	66	97	4.4	25	0	9	21	2	13	74	3.4
2021-22 (USM)	32	13	458	14.3	36	78	.462	0	0	.000	20	34	.588	21	54	75	2.3	45	0	20	32	5	14	92	2.9
2022-23 (USM)	28	22	676	24.1	104	185	.562	0	1	.000	40	59	.678	52	107	159	5.7	33	0	17	44	5	16	248	8.9
2023-24 (ARK)	4	0	14	3.5	1	2	.500	0	0	.000	3	8	.375	3	4	7	1.8	1	0	3	3	0	0	5	1.3
TOTAL	86	43	1524	17.7	170	325	.523	0	1	.000	79	127	.622	107	231	338	3.9	104	0	49	100	12	43	419	4.9

8 CHANDLER LAWSON

F • 6-8 • 210 • Grad. Sr. (1) || Memphis, Tenn. (Wooddale HS / Memphis)

[@chandlerlawson0](#)

[@chandlerlawson](#)

- A four-time high school champion and has played in three NCAA Tournaments
- Played his first two seasons at Oregon before returning home to pay for the Memphis Tigers
- ... Has played 111 career games with 44 starts and scored 483 points with 398 rebounds.

N THE RANKINGS	SEC	NCAA
Blocked Shots	19	3rd
Blocks/gm	1.58	4th
		76th
		83rd

2023-24 HIGHLIGHTS

- STANFORD:** Had a **career high in rebounds (13)** and had a then career-high blocked shots (5) ... In the second half, had eight rebounds and four blocked shots ... Added nine points.
- MEMPHIS:** Tied his season high with five points versus his former team.
- UNC:** Led the team with two assists.
- DUKE:** Was outstanding facing All-American Kyle Filipowski with a **career-high six blocked shots** ... Had seven points and eight rebounds.
- FURMAN:** Had a **career-high 19 points** (8-of-10 FG; 1-of-2 3PT) with three blocked shots.
- ACU:** Just missed a double with 10 rebounds and nine points ... Added two blocked shots ... Was +18 in the second half and +17 for the game.

CHANDLER LAWSON 2023-24 GAME STATS																			
Opponent	Date	GS	Min	FG	FGA	Pct	3FG	3A	Pct	FT	FTA	Pct	O	D	Tot	Avg	PF	FO	A
ALCORN	11/06/23	*	7	0	0	.000	0	0	.000	2	2	1.000	1	1	2	2.0	0	0	0
GARDNER-WEBB	11/10/23	*	10	2	2	1.000	1	1	1.000	0	0	.000	1	2	3	2.5	4	0	0
OLD DOMINION	11/13/23	*	7	1	1	1.000	0	0	.000	0	0	.000	0	2	2	2.3	1	0	0
UNC GREENSBORO	11/17/23		10	0	0	.000	0	0	.000	0	0	.000	0	1	1	2.0	3	0	0
vs Stanford	11/22/23		36	4	7	.571	0	0	.000	1	2	.500	5	8	13	4.2	4	0	0
vs Memphis	11/23/23		10	2	4	.500	0	0	.000	1	2	.500	1	2	3	4.0	2	0	0
vs North Carolina	11/24/23		19	2	5	.400	0	1	.000	0	1	.000	1	2	3	3.9	3	0	2
DUKE	11/29/23	*	29	3	8	.375	0	0	.000	1	2	.500	3	5	8	4.4	4	0	1
FURMAN	12/04/23	*	18	8	10	.800	1	2	.500	2	2	1.000	1	2	3	4.2	1	0	1
vs Oklahoma	12/09/23	*	9	0	1	.000	0	0	.000	0	0	.000	0	0	0	3.8	1	0	0
vs Lipscomb	12/16/23	*	7	2	3	.667	0	1	.000	0	0	.000	0	1	1	3.5	0	0	0
ABILENE CHRISTIAN	12/21/23	*	24	4	6	.667	1	2	.500	0	0	.000	0	10	10	4.1	0	0	1
Totals		8	186	28	47	.596	3	7	.429	7	11	.636	13	36	49	4.1	23	0	5

CHANDLER LAWSON CAREER STATISTICS																			
Year	GP	GS	Min	Avg	FG	FGA	Pct	3FG	3FGA	Pct	FT	FTA	Pct	Off	Def	Tot	Avg	PF	FO
2019-20 (ORE)	31	12	604	19.5	56	108	.519	1	1	1.000	26	40	.650	40	81	121	3.9	56	0
2020-21 (ORE)	28	8	507	18.1	50	98	.510	4	11	.364	18	36	.500	25	58	83	3.0	45	1
2021-22 (UM)	17	0	140	8.2	9	19	.474	0	2	.000	9	19	.474	8	29	37	2.2	12	0
2022-23 (UM)	35	24	683	19.5	68	120	.567	7	14	.500	32	52	.615	47	110	157	4.5	77	0
2023-24 (ARK)	12	8	186	15.5	28	47	.596	3	7	.429	7	11	.636	13	36	49	4.1	23	0
TOTAL	123	52	2120	17.2	211	392	.538	15	35	.429	92	158	.582	133	314	447	3.6	213	1

FULL BIO/STATS

2023-24 is his final year of collegiate eligibility • Graduated from Memphis (2023) - Interdisciplinary Studies
Pursuing a second undergraduate degree from Arkansas in Arts & Sciences
Born on Oct. 3, 2000, in Memphis, Tenn. • Son of Keelon & Dedra Lawson
Brothers: K.J. (Memphis, Kansas, Tulane), Deric (Memphis, Kansas) & Jonathan (Memphis, Creighton). Sisters: Kristian & Daiyanas

CAREER DOUBLE-DOUBLES (1)

FRESHMAN (at Oregon) (1)
01/18/20 • at Washington 16 pts 12 reb



LAWSON'S PERSONAL BESTS

POINTS	
Season: 19	vs Furman (12/04/23)
Career: 19	vs Furman (12/04/23)
SEC:	
FG MADE	
Season: 8	vs Furman (12/04/23)
Career: 10 (2x)	LAST vs Richmond (11/22/22)
SEC:	
FG ATTEMPTED	
Season: 10	vs Furman (12/04/23)
Career: 12	vs Washington (01/18/20)
SEC:	
3-POINT FG MADE	
Season: 1 (2x)	LAST vs Furman (12/04/23)
Career: 3	vs Houston (03/05/23)
SEC:	
3-PT FG ATTEMPTS	
Season: 2x	vs Furman (12/04/23)
Career: 3	vs Houston (03/05/23)
SEC:	
FT MADE	
Season: 2	vs Alcorn State (11/06/23)
Career: 5	vs Colorado (02/18/21)
SEC:	
FT ATTEMPTED	
Season: 2 (5x)	LAST vs Furman (12/04/23)
Career: 7	vs Colorado (02/18/21)
SEC:	
REBOUNDS	
Season: 13	vs Stanford (11/22/23)
Career: 13	vs Stanford (11/22/23)
SEC:	
ASSISTS	
Season: 2	vs North Carolina (11/24/23)
Career: 5 (3)	LAST vs Washington (02/06/21)
SEC:	
STEALS	
Season: 1 (4x)	LAST vs Furman (12/04/23)
Career: 3	LAST vs UCF (02/16/22)
SEC:	
BLOCKED SHOTS	
Season: 6	vs Duke (11/29/23)
Career: 6	vs Duke (11/29/23)
SEC:	
MINUTES	
Season: 35:55	vs Stanford (11/22/23)
Career: 44:51	vs Southern Cal (01/23/20)
SEC:	

10 BAYE FALL

F • 6-11 • 200 • Fr. (4) // Dakar, Sengal (Accelerated Schools (Denver)

@thebayefall21

@3a4e_4all

• 2023 McDonald's All-American ... Selected to play in the 2023 Nike Hoop Summit ... Played in the Grind Session All-Star Game

2023-24 HIGHLIGHTS

- **ALCORN:** Had two blocked shots and two steals and added four rebounds
- **GWU:** Added two more blocked shots and four more rebounds, adding one steal
- **UNC:** Provided some energy off the bench int he first half with a rebound and a blocked shot ... Was +4 in his 3:03 played.

BAYE FALL 2023-24 GAME STATS																								
Opponent	Date	GS	Min	FG	FGA	Pct	3FG	3A	Pct	FT	FTA	Pct	O	D	Tot	Avg	PF	FO	A	TO	Blk	Stl	Pts	Avg
ALCORN	11/06/23		9	1	2	.500	0	0	.000	2	6	.333	1	3	4	4.0	5	1	0	2	2	2	4	4.0
GARDNER-WEBB	11/10/23		10	0	0	.000	0	0	.000	0	2	.000	1	3	4	4.0	3	0	0	2	2	1	0	2.0
OLD DOMINION	11/13/23	DNP																						
UNC GREENSBORO	11/17/23	DNP																						
vs Stanford	11/22/23	DNP																						
vs Memphis	11/23/23	DNP																						
vs North Carolina	11/24/23		3	0	0	.000	0	0	.000	0	0	.000	0	1	1	3.0	0	0	0	0	1	0	0	1.3
DUKE	11/29/23		1	0	0	.000	0	0	.000	0	0	.000	1	0	1	2.5	0	0	0	0	0	0	0	1.0
FURMAN	12/04/23	DNP																						
vs Oklahoma	12/09/23	DNP																						
vs Lipscomb	12/16/23	DNP																						
ABILENE CHRISTIAN	12/21/23	DNP																						
Totals		0	23	1	2	.500	0	0	.000	2	8	.250	3	7	10	2.5	8	1	0	4	5	3	4	1.0

BAYE FALL CAREER STATISTICS																						
Year	GP	GS	Min	Avg	FG	FGA	Pct	3FG	3FGA	Pct	FT	FTA	Pct	Off	Def	Tot	Avg	PF	FO	Ast	TO	Blk
2023-24	4	0	23	5.8	1	2	.500	0	0	.000	2	8	.250	3	7	10	2.5	8	1	0	4	5

FULL BIO/STATS

Including 2023-24, has FOUR years of collegiate eligibility • Major: Arts & Sciences

Born on Dec. 27, 2003 in Guédiawaye, Senegal

Son of Malle Fall and Awa Ly • Brother. Take. Sister: Ndey.

Speaks French, Wolof, English, Spanish, German & dialects Jola-Fonyi, Mandinka, Mandjak, Pulaar, Serer & Soninke



FALL'S PERSONAL BESTS

POINTS

Career: 4 vs Alcorn State (11/06/23)

SEC:

FG MADE

Career: 1 vs Alcorn State (11/06/23)

SEC:

FG ATTEMPTED

Career: 2 vs Alcorn State (11/06/23)

SEC:

3-POINT FG MADE

Career: --

SEC:

3-PT FG ATTEMPTS

Career: --

SEC:

FT MADE

Career: 2 vs Alcorn State (11/06/23)

SEC:

FT ATTEMPTED

Career: 6 vs Alcorn State (11/06/23)

SEC:

REBOUNDS

Career: 4 (2x) LAST vs Gardner-Webb (11/10/23)

SEC:

ASSISTS

Career: --

SEC:

STEALS

Career: 2 vs Alcorn State (11/06/23)

SEC:

BLOCKED SHOTS

Career: 2 (2x) LAST vs Gardner-Webb (11/10/23)

SEC:

MINUTES

Career: 9:35 vs Gardner-Webb (11/10/23)

SEC:

11 JALEN GRAHAM

F • 6-10 • 220 • 5th Yr Sr. (1) || Phoenix, Ariz. (Mountain Pointe HS / Arizona State)

@jalengrahamm5

@jalengrahamm

- Second team All-PAC 12 as a junior at Arizona State (2021-22).
- Joined the Razorback program for 2022-23 after playing three seasons at Arizona State
- Played in 31 games for the Razorbacks in 2022-23 and scored 161 points, making 74-of-113 field goals ... His season FG% of .655 (74-of-113) ranks 7th on the school's single-season list

- Had blocked two shots in each of his last three games (Oklahoma, Lipscomb, Abilene Christian)

2023-24 HIGHLIGHTS

- **ALCORN:** Led the team with eight rebounds (six defensive) in 13:58 played ... Only led the team in rebounding twice in 2022-23.
- **OKLAHOMA:** Had a strong showing with 8 points (4-of-5 FG) with five rebounds, two assists and two blocked shots.
- **LIPSCOMB:** Had season highs in points (11), field goals made (5), field goals attempts-tied (6) and blocked shots (2) ... Was a team-best +8.
- **ACU:** Scored five of his seven points in the second half to help Arkansas in the come-from-behind win ... Added two blocked shots.

FULL BIO/STATS

The 2023-24 season is his final year of collegiate eligibility
Major: Sociology
Born on April 4, 2001, in Le Grande, Ore.
The son Susie Graham. Brother: Devin. Twin Sister: Jenah

CAREER DOUBLE-DOUBLES (4)

SOPHOMORE (at ASU) (3)
01/25/21 • at Arizona State 14 pts 11 reb
02/14/21 • at Oregon State 14 pts 11 reb
02/27/21 • WASHINGTON STATE 11 pts 12 reb

JUNIOR (at ASU) (1)
02/05/22 • UCLA 16 pts 10 reb



GRAHAM'S PERSONAL BESTS

POINTS
Season: 11 vs Lipscomb (12/16/23)
Career: 26 vs Florida (02/18/23)
SEC: 26 vs Florida (02/18/23)

FG MADE
Season: 5 vs Lipscomb (12/16/23)
Career: 12 vs Florida (02/18/23)
SEC: 12 vs Florida (02/18/23)

FG ATTEMPTED
Season: 6 (2x) LAST vs Lipscomb (12/16/23)
Career: 15 vs Florida (02/18/23)
SEC: 15 vs Florida (02/18/23)

3-POINT FG MADE
Season: --
Career: 1 vs Oregon (02/17/22)
SEC: --

3-PT FG ATTEMPTS
Season: --
Career: 2 (2x) last vs Oregon (02/17/22)
SEC: 1 (2x) LAST vs Florida (02/18/23)

FT MADE
Season: 3 vs Abilene Christian (12/21/23)
Career: 6 (2x) last vs Stanford (03/05/22)
SEC: 2 vs Florida (02/18/23)

FT ATTEMPTED
Season: 4 vs Abilene Christian (12/21/23)
Career: 8 (2x) last vs Stanford (03/05/22)
SEC: 5 at Auburn (01/07/23)

REBOUNDS
Season: 8 vs Alcorn State (11/06/23)
Career: 12 vs Washington State (02/27/21)
SEC: 7 vs Florida (02/18/23)

ASSISTS
Season: 2 vs Oklahoma (12/09/23)
Career: 6 vs UCLA (02/05/22)
SEC: 2 vs Georgia (02/21/23)

STEALS
Season: --
Career: 3 (3x) last at Southern Cal (01/24/22)
SEC: 2 at Kentucky (02/07/23)

BLOCKED SHOTS
Season: 2 (3x) LAST vs Abilene Christian (12/21/23)
Career: 5 vs Colorado (11/08/19)
SEC: 3 at Alabama (02/25/23)

MINUTES
Season: 16:08 vs Oklahoma (12/09/23)
Career: 39:36 vs UCLA (02/05/22)
SEC: 26:59 vs Florida (02/18/23)

JALEN GRAHAM 2023-24 GAME STATS

Opponent	Date	GS	Min	FG	FGA	Pct	3FG	3A	Pct	FT	FTA	Pct	O	D	Tot	Avg	PF	FO	A	TO	Blk	Stl	Pts	Avg
ALCORN	11/06/23	14	4	6	.667	0	0	.000	0	2	.000	2	6	8	8.0	0	0	0	0	0	0	0	8	8.0
GARDNER-WEBB	11/10/23	8	2	3	.667	0	0	.000	0	1	.000	1	2	3	5.5	1	0	0	0	1	0	0	4	6.0
OLD DOMINION	11/13/23	6	1	3	.333	0	0	.000	0	0	.000	0	0	0	3.7	1	0	0	0	0	0	0	2	4.7
UNC GREENSBORO	11/17/23	DNP-Inj																						
vs Stanford	11/22/23	DNP-Inj																						
vs Memphis	11/23/23	DNP-Inj																						
vs North Carolina	11/24/23	DNP-Inj																						
DUKE	11/29/23	2	0	1	.000	0	0	.000	0	0	.000	0	0	0	2.8	2	0	0	0	0	1	0	0	3.5
FURMAN	12/04/23	9	1	3	.333	0	0	.000	0	0	.000	2	1	3	2.8	2	0	0	0	0	0	0	2	3.2
vs Oklahoma	12/09/23	16	4	5	.800	0	0	.000	0	0	.000	2	3	5	3.2	1	0	2	0	2	0	0	8	4.0
vs Lipscomb	12/16/23	15	5	6	.833	0	0	.000	1	2	.500	0	1	1	2.9	2	0	1	1	2	0	11	5.0	
ABILENE CHRISTIAN	12/21/23	13	2	2	1.000	0	0	.000	3	4	.750	2	1	3	2.9	2	0	0	2	2	0	7	5.3	
Totals		0	83	19	29	.655	0	0	.000	4	9	.444	9	14	23	2.9	11	0	3	3	7	1	42	5.3

JALEN GRAHAM CAREER STATISTICS

Year	GP	GS	Min	Avg	FG	FGA	Pct	3FG	3FGA	Pct	FT	FTA	Pct	Off	Def	Tot	Avg	PF	FO	Ast	TO	Blk	Stl	Pts	Avg
2019-20 (ASU)	28	2	304	10.9	42	61	.689	0	0	.000	5	14	.357	34	43	77	2.8	49	0	11	21	29	6	89	3.2
2020-21 (ASU)	21	19	512	24.4	72	131	.550	0	1	.000	26	45	.578	37	69	106	5.0	68	4	9	27	34	9	170	8.1
2021-22 (ASU)	29	22	682	23.5	124	255	.486	1	18	.056	38	72	.528	35	97	132	4.6	85	2	50	52	27	23	287	9.9
2022-23 (ARK)	31	0	290	9.4	74	113	.655	0	3	.000	13	35	.371	23	47	70	2.3	38	0	14	35	14	12	161	5.2
2023-24 (ARK)	8	0	83	10.4	19	29	.655	0	0	.000	4	9	.444	9	14	23	2.9	11	0	3	3	7	1	42	5.3
TOTAL	117	43	1871	16.0	286	589	.486	1	22	.045	86	175	.491	138	270	408	3.5	251	6	87	138	111	51	659	5.6

12 TRAMON MARK

6 • 6-6 • 185 • Jr. (3) || Dickinson, Texas (Dickinson HS / Houston)

FULL BIO/STATS

Pronounced: Truh-Mon

@realbuckets11

@tramonmark

Including 2023-24, has THREE years of collegiate eligibility

Major: Sociology

Born on Sept. 30, 2001, in Nassau Bay, Texas • Son of Truitt and Vertresa Mark

Brother: Ivery. Sister: Chloe

DOUBLE-DOUBLES (1)

JUNIOR (at ARK)
12/21/23 • ABILENE CHRISTIAN 25 pts 11 reb

• 1 OF 20 ON THE JERRY WEST SHOOTING GUARD OF THE YEAR WATCH LIST

• NAMED TO THE FIVE-MAN BATTLE 4 ATLANTIS ALL-TOURNAMENT TEAM

- Played 76 games with 41 starts in two-plus seasons at Houston, seeing action in just seven games in 2021-22 due to a season-ending shoulder injury
- Played in all 32 games as a freshman, averaging 7.8 points and 3.0 rebounds, as the Cougars reached the NCAA Final Four
- Last season, he started all 31 games and averaged 10.1 points and 4.9 rebounds as the top-seeded Cougars reached the NCAA Sweet 16 ... In fact, he scored a career-high 26 points versus Auburn to put Houston in the Sweet 16

- Was injured in the final minutes of the North Carolina game (after he had scored 34 points) ... Missed the Duke game but returned for the Furman game.

IN THE RANKINGS	SEC
FG%	.549 3rd
FG Made	67 7th (Despite missing one game)
Points/gm	16.9 7th
FT Made	37 13th (Despite missing one game)

2023-24 HIGHLIGHTS

- **ALCORN:** Made a **career-high four 3-pointers** (4-of-6) with three assists and a season high 6 boards
- **UNCG:** Scored a season-best 21 points ... Tied his **career-high with nine FG made** and played a **career-high 37:53**.
- **BATTLE 4 ATLANTIS: NAMED TO THE FIVE-MAN ALL-TOURNAMENT TEAM ... STANFORD:** Just missed his career high with a team-best 25 points ... **Made (12) and attempted (15) career highs at the free throw line** ... Scored 19 of his 25 points in the second half and the overtimes ... Made a 3-pointer with 2:06 left in regulation to tie the game at 54 ... His layup with 19 seconds left proved to be the game winner ... **Played a career-high 41:08 ... UNC:** Scored a **career-high 34 points**, making a **career-high 13 FG (13-of-17)** and tied career-high with **4 3's made (4-of-6)** ... Scored 20 in the first half, going 8-of-8 from the field (2-of-2 3PT) ... Also led the team with five rebounds.
- **FURMAN:** After missing the Duke game, came off the bench to play 26:27 ... Scored seven points with two assists and two steals.
- **LIPSCOMB:** Came off the bench and led the team with 17 points (15 in the first half) ... Made his first three 3's ... Added three rebounds and three assists.
- **ACU:** Recorded his **first career double-double** with 25 points and a **career-high 11 rebounds** (nine defensive and his first two offensive this season) ... Played all 20 minutes of the second half, scoring 17 points (7-of-9 FG / 2-of-2 3PT) and grabbing seven rebounds, as Arkansas turned a seven-point halftime deficit into a 10-point win.

TRAMON MARK 2023-24 GAME STATS

Opponent	Date	GS	Min	FG	FGA	Pct	3FG	3A	Pct	FT	FTA	Pct	O	D	Tot	Avg	PF	FO	A	TO	Blk	Stl	Pts	Avg
ALCORN	11/06/23	*	21	6	8	.750	4	6	.667	0	0	.000	0	1	1	1.0	0	0	3	1	0	1	16	16.0
GARDNER-WEBB	11/10/23	*	27	6	12	.500	0	2	.000	2	4	.500	0	3	3	2.0	2	0	2	1	1	0	14	15.0
OLD DOMINION	11/13/23	*	21	2	7	.286	1	3	.333	2	2	1.000	0	6	6	3.3	4	0	1	0	0	0	7	12.3
UNC GREENSBORO	11/17/23	*	38	9	15	.600	0	2	.000	3	5	.600	0	2	2	3.0	3	0	1	2	0	3	21	14.5
vs Stanford	11/22/23	*	41	6	15	.400	1	4	.250	12	15	.800	0	1	1	2.6	4	0	1	1	0	1	25	16.6
vs Memphis	11/23/23	*	26	4	9	.444	0	2	.000	4	5	.800	0	1	1	2.3	3	0	0	1	0	1	12	15.8
vs North Carolina	11/24/23	*	33	13	17	.765	4	6	.667	4	7	.571	0	5	5	2.7	3	0	0	1	1	0	34	18.4
DUKE	11/29/23	DNP-Inj																						
FURMAN	12/04/23		26	3	6	.500	0	2	.000	1	2	.500	0	3	3	2.8	3	0	2	4	1	2	7	17.0
vs Oklahoma	12/09/23	*	33	3	7	.429	0	2	.000	2	2	1.000	0	2	2	2.7	3	0	2	1	0	0	8	16.0
vs Lipscomb	12/16/23		31	6	12	.500	3	4	.750	2	2	1.000	0	3	3	2.7	3	0	3	2	1	0	17	16.1
ABILENE CHRISTIAN	12/21/23		35	9	14	.643	2	2	1.000	5	6	.833	2	9	11	3.5	2	0	2	2	0	0	25	16.9
Totals		8	332	67	122	.549	15	35	.429	37	50	.740	2	36	38	3.5	30	0	17	16	4	8	186	16.9



MARK'S PERSONAL BESTS

POINTS	Season: 34	vs North Carolina (11/24/23)
Career: 34	vs North Carolina (11/24/23)	SEC:
FG MADE	Season: 13	vs North Carolina (11/24/23)
Career: 13	vs North Carolina (11/24/23)	SEC:
FG ATTEMPTED	Season: 17	vs North Carolina (11/24/23)
Career: 17 (3x)	LAST vs North Carolina (11/24/23)	SEC:
3-POINT FG MADE	Season: 4 (2x)	LAST vs North Carolina (11/24/23)
Career: 4 (2x)	LAST vs North Carolina (11/24/23)	SEC:
3-PT FG ATTEMPTS	Season: 6 (2x)	LAST vs North Carolina (11/24/23)
Career: 8	vs South Carolina (12/05/20)	SEC:
FT MADE	Season: 12	vs Stanford (11/22/23)
Career: 12	vs Stanford (11/23/23)	SEC:
FT ATTEMPTED	Season: 15	vs Stanford (11/22/23)
Career: 15	vs Stanford (11/22/23)	SEC:
REBOUNDS	Season: 11	vs Abilene Christian 12/21/23
Career: 11	vs Abilene Christian 12/21/23	SEC:
ASSISTS	Season: 3 (2x)	LAST vs Lipscomb (12/16/23)
Career: 7	vs Cincinnati (03/14/21)	SEC:
STEALS	Season: 3	vs UNC Greensboro (11/17/23)
Career: 4	vs Tulane (02/22/23)	SEC:
BLOCKED SHOTS	Season: 1 (4x)	LAST vs Lipscomb (12/16/23)
Career: 2 (3x)	LAST vs Tulsa (02/08/23)	SEC:
MINUTES	Season: 41:08	vs Stanford (11/22/23)
Career: 41:08	vs Stanford (11/22/23)	SEC:

TRAMON MARK CAREER STATISTICS

Year	GP	GS	Min	Avg	FG	FGA	Pct	3FG	3FGA	Pct	FT	FTA	Pct	Off	Def	Tot	Avg	PF	FO	Ass	TO	Blk	Stl	Pts	Avg
2020-21 (UH)	32	4	642	20.1	85	224	.379	19	73	.260	62	81	.765	24	71	95	3.0	55	1	55	37	5	30	251	7.8
2021-22 (UH) *	7	0	143	20.4	25	55	.455	5	18	.278	16	17	.941	3	14	17	2.4	17	0	17	10	2	10	71	10.1
2022-23 (UH)	37	37	1088	29.4	128	328	.390	29	119	.328	80	102	.784	47	134	181	4.9	71	1	67	45	15	39	375	10.1
2023-24 (ARK)	11	8	332	30.2	67	122	.549	15	35	.429	37	50	.740	2	36	38	3.5	30	0	17	16	4	8	186	16.9
TOTAL	87	49	2205	25.3	305	729	.418	68	245	.278	195	250	.780	76	255	331	3.8	173	2	156	108	26	87	873	10.0

* - Received a medical redshirt

15 MAKHI MITCHELL

F/C • 6-10 • 240 • 5th Yr Sr. (1) || Washington, D.C. (Woodrow Wilson HS / Rhode Island)

FULL BIO/STATS

Pronounced: Ma-KI

@mothekid03

@thats_khi

The 2023-24 season is his final year of collegiate eligibility

Major: Sociology

Born on Jan. 31, 2000, in Washington, D.C.

Son of Maria Mitchell • Has a twin brother (Makhel) that plays at Little Rock

• Joined the Razorback squad with his twin Makhel for 2022-23 after they played two seasons at Rhode Island and one at Maryland ... Makhel now plays at Little Rock ... Makhi is the older of the twins by two minutes.

• His season FG% of .662 (104-of-157) in 2022-23 ranks fourth on the Razorback single-season list ... Was 1 of 4 Hogs to play all 36 games in 2022-23 ... Started 31 games

• Ranks 10th in the SEC with 13 blocked shots ... **Is 15-of-18 from the field the last five games**

2023-24 HIGHLIGHTS

- **GWU:** In 17 minutes, was a team-best +23 ... Had five points, five rebounds, two assists and four blocked shots.
- **ODU:** Played what Coach Muss said was his best all-around game at Arkansas ... Had a double-double (15 points and 10 rebounds) and was 6-of-7 from the field ... Mitchell's 15 points tied his best point production as a Razorback and it was his 11th career double-double and 15th career game with double-digit rebounds.
- **DUKE:** Led the team with a +12, making all three of his shots to scored six points ... Added three rebounds, an assist and a steal.
- **OKLAHOMA:** Led the team with six rebounds and three blocked shots while adding nine points (making a season-high 5-of-6 at the line), two steals and two assists.
- **LIPSCOMB:** Was 6-of-6 from the field and scored 12 points ... Added five rebounds and a blocked shot.

CAREER DOUBLE-DOUBLES (11)

SOPHOMORE (at URI) (1)
12/02/20 • SETON HALL 11 pts 11 reb

JUNIOR (at URI) (7)
11/12/21 • BRYANT 11 pts 18 reb
11/27/21 • GEORGIA STATE 10 pts 12 reb
12/13/21 • at Milwaukee 16 pts 10 reb
01/28/2 • at Dayton 12 pts 11 reb
02/05/22 • UMASS 13 pts 13 reb
02/12/22 • DAVIDSON 16 pts 11 reb
02/19/2 • at George Washington 13 pts 10 reb

SENIOR (at ARK) (2)
12/06/22 • UNC GREENSBORO 13 pts 14 reb
02/18/23 • FLORIDA 10 pts 10 reb

5th-YR SENIOR (at ARK) (1)
11/13/23 • OLD DOMINION 15 pts 11 reb



MAKHI'S PERSONAL BESTS

POINTS

Season: 15 vs Old Dominion (11/13/23)
Career: 19 vs American Int'l (01/02/22)
SEC: 11 at Vanderbilt (01/14/23)

FG MADE

Season: 6 (2x) vs Lipscomb (12/16/23)
Career: 7 (2x) last Am International (01/02/22)
SEC: 4 at Vanderbilt (01/14/23)

FG ATTEMPTED

Season: 7 vs Old Dominion (11/13/23)
Career: 12 at VCU (02/08/22)
SEC: 7 at Vanderbilt (01/14/23)

3-POINT FG MADE

Season: --
Career: 1 (8x) LAST at Vanderbilt (01/14/23)
SEC: 1 at Vanderbilt (01/14/23)

3-PT FG ATTEMPTS

Season: --
Career: 3 at Saint Joseph's (03/05/22)
SEC: 1 at Vanderbilt (01/14/23)

FT MADE

Season: 5 vs Oklahoma (12/09/23)
Career: 8 vs George Mason (11/22/19)
SEC: 5 at Missouri (01/18/23)

FT ATTEMPTED

Season: 6 vs Oklahoma (12/09/23)
Career: 12 (2x) last vs G. Washington (01/22/22)
SEC: 6 (2x) LAST at Missouri (01/18/23)

REBOUNDS

Season: 11 vs Old Dominion (11/13/23)
Career: 18 vs Bryant (11/21/21)
SEC: 12 at LSU (12/28/22)

ASSISTS

Season: 2 (2x) LAST vs Oklahoma (12/09/23)
Career: 8 at UMass (01/15/22)
SEC: 4 vs Georgia (02/21/23)

STEALS

Season: 2 vs Oklahoma (12/09/23)
Career: 3 (5x) LAST vs UNCA (12/21/22)
SEC: 1 (3x) LAST vs Texas A&M (01/31/23)

BLOCKED SHOTS

Season: 4 vs Gardner-Webb (11/10/23)
Career: 6 vs Saint Louis (03/03/22)
SEC: 3 (3x) LAST vs Texas A&M (01/31/23)

MINUTES

Season: 29:25 vs Old Dominion (11/13/23)
Career: 30:39 at Geo Washington (02/19/22)
SEC: 35:53 at LSU (12/28/22)

MAKHI MITCHELL 2023-24 GAME STATS

Opponent	Date	GS	Min	FG	FGA	Pct	3FG	3A	Pct	FT	FTA	Pct	O	D	Tot	Avg	PF	FO	A	TO	Blk	Stl	Pts	Avg
ALCORN	11/06/23	4	0	0	.000	0	0	.000	0	0	.000	0	0	0	0.0	1	0	0	0	0	0	0	0	0.0
GARDNER-WEBB	11/10/23	17	1	2	.500	0	0	.000	3	4	.750	1	4	5	2.5	1	0	2	1	4	0	5	2.5	
OLD DOMINION	11/13/23	30	6	7	.857	0	0	.000	3	5	.600	3	7	10	5.0	1	0	1	0	1	0	15	6.7	
UNC GREENSBORO	11/17/23	8	1	1	1.000	0	0	.000	0	0	.000	0	0	0	3.8	4	0	1	2	1	0	2	5.5	
vs Stanford	11/22/23	*	17	3	7	.429	0	0	.000	0	0	.000	2	1	3	3.6	0	0	1	0	1	6	5.6	
vs Memphis	11/23/23	*	17	2	2	1.000	0	0	.000	0	1	.000	0	2	2	3.3	4	0	1	2	2	4	5.3	
vs North Carolina	11/24/23	*	11	2	5	.400	0	0	.000	1	1	1.000	0	1	1	3.0	5	1	0	1	0	5	5.3	
DUKE	11/29/23	10	3	3	1.000	0	0	.000	0	0	.000	0	3	3	3.0	4	0	1	0	0	1	6	5.4	
FURMAN	12/04/23	12	4	5	.800	0	0	.000	0	0	.000	1	1	2	2.9	1	0	1	3	0	1	8	5.7	
vs Oklahoma	12/09/23	27	2	3	.667	0	0	.000	5	6	.833	1	5	6	3.2	1	0	2	0	3	2	9	6.0	
vs Lipscomb	12/16/23	19	6	6	1.000	0	0	.000	0	0	.000	1	4	5	3.4	1	0	0	0	1	0	12	6.5	
ABILENE CHRISTIAN	12/21/23	8	0	1	.000	0	0	.000	1	2	.500	0	3	3	3.3	3	0	1	2	1	0	1	6.1	
Totals		3	180	30	42	.714	0	0	.000	13	19	.684	9	31	40	3.3	26	1	10	12	13	5	73	6.1

MAKHI MITCHELL CAREER STATISTICS

Year	GP	GS	Min	Avg	FG	FGA	Pct	3FG	3FGA	Pct	FT	FTA	Pct	Off	Def	Tot	Avg	PF	FO	Ass	TO	Blk	Stl	Pts	Avg
2019-20 (MD)	12	6	111	9.2	12	34	.353	0	0	.000	12	22	.545	10	29	39	3.3	19	0	2	8	8	2	36	3.0
2020-21 (URI)	7	2	112	16.1	12	26	.462	0	0	.000	17	28	.607	6	28	34	4.9	22	1	2	10	4	4	41	5.9
2021-22 (URI)	31	27	749	24.1	121	232	.522	7	23	.304	59	113	.522	50	175	225	7.3	91	2	48	87	43	30	308	9.9
2022-23 (ARK)	36	31	727	20.2	104	157	.662	1	1	1.000	43	66	.652	58	134	192	5.3	97	7	39	33	49	31	252	7.0
2023-24 (ARK)	12	3	180	15.0	30	42	.714	0	0	.000	13	19	.684	9	31	40	3.3	26	1	10	12	13	5	73	6.1
TOTAL	98	69	1879	19.2	279	491	.568	8	24	.333	144	248	.581	133	397	530	5.4	255	11	101	150	117	72	710	7.2

24 JEREMIAH DAVENPORT

FULL BIO/STATS

G • 6-6 • 215 • Grad Sr. (1) || Cincinnati, Ohio (Hargrave Military (Va.) Acad. / Cincinnati)

@J24Davenport

@jaydav2x

2023-24 is his final year of collegiate eligibility • Graduated from Cincinnati (2023) - Interdisciplinary Studies
Pursuing a second undergraduate degree from Arkansas in Arts & Sciences
Born on Sept. 24, 1999, in Cincinnati, Ohio • Son of the late Darren Davenport and Sheila Davenport
Brothers: Michael & Joshua. Sisters: Gabrielle, Naomi & Deborah.

• Comes to Arkansas after playing four seasons at Cincinnati ... For his career, he played 109 games with 61 starts and averaged 9.7 points (1,060 total) and 4.2 rebounds while shooting 34.7% (205-590) from 3-point range and 78.4% (145-185) from the free throw line
• Comes from a basketball family with mother Sheila (Morehead State), father Darren (Alcorn State), brother Michael (St. Deborah (Northwest Florida, current) playing college basketball

FROM 3 PT: 1st SIX GAMES: 4-of-18 (22.2%) LAST 4 GAMES: 6-of-18 (33.3%)
• Arkansas is 5-1 with Davenport in the starting lineup

2023-24 HIGHLIGHTS

- **DUKE:** Drew the start and scored six points thanks to a pair of 3-pointers late in the first half ... The second coming with 24 second left to give Arkansas a one-point lead.
- **OKLAHOMA:** Scored a season-high 12 points, making two 3's and four FT.
- **LIPSCOMB:** Had his best stat sheet stuffer game with nine points, four rebounds, three assists and two steals.

CAREER DOUBLE-DOUBLES (4)

SOPHOMORE (at Cincy) (1)			
01/07/21 • at SMU	18 pts	10 reb	
JUNIOR (at Cincy) (3)			
01/01/22 • TULANE	19 pts	10 reb	
02/15/22 • MEMPHIS	20 pts	11 reb	
02/23/22 • at UCF	150 pts	12 reb	



DAVENPORT'S PERSONAL BESTS

POINTS			
Season:	12	vs Oklahoma (12/09/23)	
Career:	27	vs Tulane (02/26/21)	
SEC:			
FG MADE			
Season:	3 (3x)	LAST vs Lipscomb (12/16/23)	
Career:	10	vs Tulane (02/26/21)	
SEC:			
FG ATTEMPTED			
Season:	10	vs Lipscomb (12/16/23)	
Career:	16 (2x)	LAST vs East Carolina (02/26/21)	
SEC:			
3-POINT FG MADE			
Season:	2 (4x)	LAST vs Lipscomb (12/16/23)	
Career:	7 (2x)	LAST vs Tulsa (01/20/22)	
SEC:			
3-PT FG ATTEMPTS			
Season:	6 (2x)	LAST vs Lipscomb (12/16/23)	
Career:	11 (2x)	LAST vs Houston (03/11/22)	
SEC:			
FT MADE			
Season:	4	vs Oklahoma (12/09/23)	
Career:	5 (6x)	LAST vs Temple (02/20/22)	
SEC:			
FT ATTEMPTED			
Season:	6	vs Oklahoma (12/09/23)	
Career:	9	vs Tulane (01/01/22)	
SEC:			
REBOUNDS			
Season:	4	vs Lipscomb (12/16/23)	
Career:	12	at UCF (02/23/22)	
SEC:			
ASSISTS			
Season:	3 (2x)	vs Lipscomb (12/16/23)	
Career:	6 (2x)	LAST vs Louisville (11/23/22)	
SEC:			
STEALS			
Season:	2	vs Lipscomb (12/16/23)	
Career:	4	vs SMU (03/12/21)	
SEC:			
BLOCKED SHOTS			
Season:	2	vs UNC Greensboro (11/17/23)	
Career:	2 (4x)	LAST vs UCG (11/17/23)	
SEC:			
MINUTES			
Season:	27:11	vs Lipscomb (12/16/23)	
Career:	37:16	vs Vanderbilt (03/04/21)	
SEC:			

JEREMIAH DAVENPORT 2023-24 GAME STATS																						
Opponent	Date	GS	Min	FG	FGA	Pct	3FG	3A	Pct	FT	FTA	Pct	O	D	Tot	Avg	PF	FO	A	TO	Blk	Stl
ALCORN	11/06/23	19	1	6	.167	1	6	.167	0	0	.000	2	1	3	3.0	1	0	3	0	1	0	3
GARDNER-WEBB	11/10/23	12	1	5	.200	1	3	.333	2	2	1.000	1	2	3	3.0	0	0	0	1	1	0	5
OLD DOMINION	11/13/23	13	1	4	.250	1	2	.500	0	0	.000	0	1	1	2.3	0	0	0	0	0	0	3
UNC GREENSBORO	11/17/23	*	6	0	1	.000	0	1	.000	0	0	.000	0	0	0	1.8	1	0	0	2	0	0
vs Stanford	11/22/23	*	10	0	1	.000	0	1	.000	0	0	.000	0	0	0	1.4	1	0	0	1	0	0
vs Memphis	11/23/23	DNP-Inj																				
vs North Carolina	11/24/23	25	3	8	.375	1	5	.200	2	2	1.000	0	1	1	1.3	3	0	1	2	0	1	9
DUKE	11/29/23	*	15	2	4	.500	2	4	.500	0	0	.000	0	0	0	1.1	0	0	1	0	1	6
FURMAN	12/04/23	*	11	2	4	.500	0	2	.000	0	0	.000	0	0	0	1.0	1	0	1	1	1	4
vs Oklahoma	12/09/23	18	3	6	.500	2	5	.400	4	6	.667	0	1	1	1.0	1	0	0	1	0	1	12
vs Lipscomb	12/16/23	*	27	3	10	.300	2	6	.333	1	2	.500	2	2	4	1.3	1	0	3	1	0	2
ABILENE CHRISTIAN	12/21/23	*	5	0	2	.000	0	2	.000	0	0	.000	0	1	1	1.3	1	0	0	0	0	0
Totals		6	161	16	51	.314	10	37	.270	9	12	.750	5	9	14	1.3	10	0	9	6	6	5

JEREMIAH DAVENPORT CAREER STATISTICS																									
Year	GP	GS	Min	Avg	FG	FGA	Pct	3FG	3FGA	Pct	FT	FTA	Pct	Off	Def	Tot	Avg	PF	FO	Ast	TO	Blk	Stl	Pts	Avg
2019-20 (UC)	18	0	122	6.8	10	30	.333	2	14	.143	13	17	.765	6	12	18	1.0	18	0	2	11	0	6	35	1.9
2020-21 (UC)	23	14	656	28.5	96	210	.457	48	127	.378	30	39	.769	29	86	115	5.0	42	0	39	42	3	19	270	11.7
2021-22 (UC)	32	32	861	26.9	144	366	.393	83	231	.359	58	76	.763	53	122	175	5.5	80	2	24	42	11	19	429	13.4
2022-23 (UC)	36	15	919	25.5	105	299	.351	72	218	.330	44	53	.830	38	113	151	4.2	60	2	53	24	11	27	326	9.1
2023-24 (ARK)	11	6	161	14.6	16	51	.314	10	37	.270	9	12	.750	5	9	14	1.3	10	0	9	6	6	5	51	4.6
TOTAL	112	67	2719	24.3	371	956	.388	215	627	.343	154	197	.782	131	342	473	4.2	210	4	127	125	31	76	1111	9.9

21 CADE ARBOGAST

G • 6-3 • 175 • Grad. Sr. (1) || Concord, Calif. (De La Salle HS / Lane (Ore.) CC)

@cadearbogast

@cadearbogast

- Third-year walkon ... Was on scholarship for the spring semester of 2022 ...
- Named to the **2022-23 SEC Winter Academic Honor Roll**

2021-22 (So.):

- Scored his first collegiate points – a 3-pointer (1:32 in the 2nd half) [that blew the roof off Bud Walton Arena](#) – in the San Jose State win.

2021-22 (So. at Arkansas):

- Came to Arkansas as a walkon but earned a scholarship on Jan. 21 ([watch](#)) ... Played in four games, including the NCAA second-round win over New Mexico State ... Grabbed three rebounds and added an assist in the win at Georgia.

FULL BIO/STATS

2023-24 is his final year of collegiate eligibility
Graduated from Arkansas (2023) - B.S. in Communications
Pursuing a second undergraduate degree from Arkansas in Arts & Sciences
Born on August 23, 2000, in Walnut Creek, Calif. • Son of Peter and Carol Arbogast • Sister: Riley



CADE ARBOGAST CAREER STATISTICS

Year	GP	GS	Min	Avg	FG	FGA	Pct	3FG	3FGA	Pct	FT	FTA	Pct	Off	Def	Tot	Avg	PF	FO	Ast	TO	Blk	Stl	Pts	Avg
2021-22	4	0	3	0.8	0	4	.000	0	2	.000	0	0	.000	2	1	3	0.8	0	0	1	0	0	0	0	0.0
2022-23	8	0	11	1.4	1	4	.250	1	4	.250	0	0	.000	0	1	1	0.1	1	0	0	0	0	0	3	0.4
2023-24	2	0	4	2.0	0	2	.000	0	0	.000	0	0	.000	0	0	0	0.0	1	0	0	0	0	0	0	0.0
TOTAL	15	0	20	1.3	1	10	.100	1	6	.167	0	0	.000	2	2	4	0.3	2	0	1	0	0	0	3	0.2

45 LAWSON BLAKE

F • 6-10 • 240 • Jr. (2) || Fayetteville, Ark. (Link Year (Mo.) Prep)

@lawsonblake

@lawson.blake

- Third-year walkon
- Participated in the SEC Leadership Council in the summer of 2023.
- Named to the **SEC First-Year Academic Honor Roll** (2021-22) and the **2022-23 SEC Winter Academic Honor Roll**.
- Made the University's Chancellor's List (4.0 GPA) and the Department's Champions Honor Roll (4.0 GPA) for Fall 2022.

2023-24 (Junior):

- Grabbed a rebound and went 1-for-2 at the line versus Alcorn State

2022-23 (Sophomore):

- Played in nine games ... Scored his first career points in the win over Georgia, converting an old-fashion, 3-point play with 27 seconds left ...
- Grabbed his first career rebound in the win over Fordham ... Had a career-high two boards versus UNC Asheville.

2021-22 (Freshman):

- Made the team as a walkon ... Played in five games, including Arkansas' second-round NCAA Tournament win over New Mexico State.

FULL BIO/STATS

Including 2023-24, has TWO years of collegiate eligibility
Major: Exercise Science
Born on January 3, 2002, in San Antonio, Texas
Son of Larry and Allison Blake • Siblings: Carolina, Walker and Macey



LAWSON BLAKE CAREER STATISTICS

Year	GP	GS	Min	Avg	FG	FGA	Pct	3FG	3FGA	Pct	FT	FTA	Pct	Off	Def	Tot	Avg	PF	FO	Ast	TO	Blk	Stl	Pts	Avg
2021-22	5	0	5	1.0	0	0	.000	0	0	.000	0	0	.000	0	0	0	0.0	0	0	0	0	0	0	0	0.0
2022-23	9	0	13	1.4	1	4	.250	0	0	.000	1	3	.333	1	3	4	0.4	1	0	0	1	0	0	3	0.3
2023-24	2	0	2	1.0	0	0	.000	0	0	.000	1	2	.500	0	1	1	0.5	0	0	0	0	0	0	1	0.5
TOTAL	16	0	20	1.3	1	4	.250	0	0	.000	2	5	.400	1	4	5	0.3	1	0	0	1	0	0	4	0.3

ARKANSAS RAZORBACKS

2023-24 SEASON RESULTS & LEADERS

RECORD:	OVERALL	HOME	AWAY	NEUTRAL
ALL GAMES	8-4	6-1	0-0	2-3
CONFERENCE	0-0	0-0	0-0	0-0
NON-CONFERENCE	8-4	6-1	0-0	2-3

DATE	TIME (CT)	R A N K	OPPONENT	TV	RESULT	ATTEND	RECORD	(SEC)	HIGH POINTS	HIGH REBOUNDS
11/06/23	7:00 pm	14/14 --/--	ALCORN	SEC Network Plus	W 93-59	19200	1-0	--	(21)Khalif Battle	(8)Jalen Graham
11/10/23	7:00 pm	14/14 --/--	GARDNER-WEBB	SEC Network Plus	W 86-68	19200	2-0	--	(21)Khalif Battle	(7)Trevon Brazile
11/13/23	7:00 pm	14/14 --/--	OLD DOMINION	SEC Network Plus	W 86-77	19200	3-0	--	(17)El Ellis	(10)Makhi Mitchell
11/17/23	7:00 pm	14/14 --/--	UNC GREENSBORO	SEC Network Plus	72-78 L	19200	3-1	--	(21)Tramon Mark	(9)Trevon Brazile
11/22/23	7:30 pm	+ 20/RV --/--	vs Stanford	ESPNU	20T W 77-74	820	4-1	--	(25)Tramon Mark	(17)Trevon Brazile
11/23/23	5:00 pm	+ 20/RV RV/RV	vs Memphis	ESPN	79-84 L	982	4-2	--	(21)Khalif Battle	(10)Trevon Brazile
11/24/23	1:00 pm	+ 20/RV 14/14	vs North Carolina	ESPN2	72-87 L	1456	4-3	--	(34)Tramon Mark	(5)Tramon Mark
11/29/23	8:25 pm	% RV/RV 7/7	DUKE	ESPN	W 80-75	✓ 20344	5-3	--	(21)Khalif Battle	(11)Trevon Brazile
12/04/23	7:00 pm	RV/-- --/--	FURMAN	SEC Network Plus	W 97-83	19200	6-3	--	(25)Khalif Battle	(10)Davonte Davis
12/09/23	3:00 pm	@ RV/-- 19/22	vs Oklahoma	ESPN2	70-79 L	17485	6-4	--	(13)Khalif Battle	(6)Makhi Mitchell
12/16/23	5:15 pm	& --/-- --/--	vs Lipscomb	SEC Network Plus	W 69-66	16361	7-4	--	(17)Tramon Mark	(6)Trevon Brazile
12/21/23	6:00 pm	--/-- --/--	ABILENE CHRISTIAN	SEC Network	W 83-73	19200	8-4	--	(25)Tramon Mark	(11)Tramon Mark

✓ - Bud Walton Arena Record

Home Games in CAPS | * - Southeastern Conference game | + Bad Boy Mowers Battle 4 Atlantis (Paradise Island, Bahamas - Imperial Arena) | % - SEC/ACC Challenge |
 @ - played in Tulsa, Okla. (BOK Center) | & - played in North Little Rock (Simmons Bank Arena) | ^ - SEC Tournament (Nashville, Tenn. - Bridgestone Arena) |

ATTENDANCE SUMMARY	GAMES	TOTALS	AVG/GAME
HOME	7	135544	19363
AWAY	0	0	0
NEUTRAL	5	37104	7421
TOTAL	12	172648	14387

ARKANSAS RAZORBACKS

2023-24 COMBINED REPORT

RECORD:	OVERALL	HOME	AWAY	NEUTRAL
ALL GAMES	8-4	6-1	0-0	2-3
CONFERENCE	0-0	0-0	0-0	0-0
NON-CONFERENCE	8-4	6-1	0-0	2-3

#	Player	GP	GS	Min	Avg	• TOTAL •			• 3-PTS •			• REBOUNDS •				PF		FO		A TO Blk Stl				Pts Avg		
						FG	FGA	Pct	3FG	FGA	Pct	FT	FTA	Pct	Off											Def
12	Tramon Mark	11	8	332	30.2	67	122	.549	15	35	.429	37	50	.740	2	36	38	3.5	30	0	17	16	4	8	186	16.9
0	Khalif Battle	12	0	298	24.8	45	107	.421	24	55	.436	70	84	.833	1	35	36	3.0	36	2	14	20	0	5	184	15.3
2	Trevon Brazile	12	12	327	27.3	39	80	.488	15	34	.441	23	32	.719	25	56	81	6.8	26	0	8	23	19	10	116	9.7
4	Davonte Davis	12	12	372	31.0	29	83	.349	7	30	.233	17	24	.708	11	43	54	4.5	29	0	31	15	0	6	82	6.8
1	Keyon Menifield Jr.	2	0	47	23.5	5	11	.455	0	4	.000	3	4	.750	2	7	9	4.5	4	0	4	4	0	0	13	6.5
3	El Ellis	12	8	212	17.7	25	66	.379	6	23	.261	18	24	.750	3	19	22	1.8	10	0	26	16	2	4	74	6.2
15	Makhi Mitchell	12	3	180	15.0	30	42	.714	0	0	.000	13	19	.684	9	31	40	3.3	26	1	10	12	13	5	73	6.1
8	Chandler Lawson	12	8	186	15.5	28	47	.596	3	7	.429	7	11	.636	13	36	49	4.1	23	0	5	7	19	5	66	5.5
11	Jalen Graham	8	0	83	10.4	19	29	.655	0	0	.000	4	9	.444	9	14	23	2.9	11	0	3	3	7	1	42	5.3
24	Jeremiah Davenport	11	6	161	14.6	16	51	.314	10	37	.270	9	12	.750	5	9	14	1.3	10	0	9	6	6	5	51	4.6
6	Layden Blocker	11	2	174	15.8	18	33	.545	0	3	.000	15	24	.625	8	13	21	1.9	21	1	14	11	4	12	51	4.6
5	Joseph Pinion	8	1	35	4.4	4	10	.400	1	5	.200	7	9	.778	0	3	3	0.4	4	0	0	1	2	3	16	2.0
7	Denijay Harris	4	0	14	3.5	1	2	.500	0	0	.000	3	8	.375	3	4	7	1.8	1	0	3	3	0	0	5	1.3
10	Baye Fall	4	0	23	5.8	1	2	.500	0	0	.000	2	8	.250	3	7	10	2.5	8	1	0	4	5	3	4	1.0
45	Lawson Blake	2	0	2	1.0	0	0	.000	0	0	.000	1	2	.500	0	1	1	0.5	0	0	0	0	0	0	1	0.5
21	Cade Arbogast	2	0	4	2.0	0	2	.000	0	0	.000	0	0	.000	0	0	0	0.0	1	0	0	0	0	0	0	0.0
TEAM.....															13	29	42	3.5	0		11				0	
Razorbacks.....		12				327	687	.476	81	233	.348	229	320	.716	107	343	450	37.5	240	5	144	152	81	67	964	80.3
Opponents.....		12				313	751	.417	88	266	.331	189	272	.695	126	289	415	34.6	257	-	152	139	18	82	903	75.2

Team Statistics	ARK	OPP
SCORING	964	903
Points per game	80.3	75.2
Scoring margin	+5.1	-
FIELD GOALS-ATT	327-687	313-751
Field goal pct	.476	.417
3 POINT FG-ATT	81-233	88-266
3-point FG pct	.348	.331
3-pt FG made per game	6.8	7.3
FREE THROWS-ATT	229-320	189-272
Free throw pct	.716	.695
F-Throws made per game	19.1	15.8
REBOUNDS	450	415
Rebounds per game	37.5	34.6
Rebounding margin	+2.9	-
ASSISTS	144	152
Assists per game	12.0	12.7
TURNOVERS	152	139
Turnovers per game	12.7	11.6
Turnover margin	-1.1	-
Assist/turnover ratio	0.9	1.1
STEALS	67	82
Steals per game	5.6	6.8
BLOCKS	81	18
Blocks per game	6.8	1.5
ATTENDANCE	135544	37104
Home games-Avg/Game	7-19363	0-0
Neutral site-Avg/Game	-	5-7421

Date	Ark. Rank	Opponent	Result	Score	Attend
11/06/23	14/14	ALCORN	W	93-59	19200
11/10/23	14/14	GARDNER-WEBB	W	86-68	19200
11/13/23	14/14	OLD DOMINION	W	86-77	19200
11/17/23	14/14	UNC GREENSBORO	L	72-78	19200
+ 11/22/23	20/RV	vs Stanford	2OT W	77-74	820
+ 11/23/23	20/RV	vs Memphis	L	79-84	982
+ 11/24/23	20/RV	vs #14/14 North Carolina	L	72-87	1456
% 11/29/23	RV/RV	#7/7 DUKE	W	80-75	✓ 20344
12/04/23	RV/--	FURMAN	W	97-83	19200
@ 12/09/23	RV/--	vs #19/22 Oklahoma	L	70-79	17485
& 12/16/23	--/--	vs Lipscomb	W	69-66	16361
12/21/23	--/--	ABILENE CHRISTIAN	W	83-73	19200

✓ - BUD WALTON ARENA RECORD

* = SEC game || + Bad Boy Mowers Battle 4 Atlantis (Paradise Island, Bahamas (Imperial Arena)) || % - Big 12/SEC Challenge
 @ - played in Tulsa, Okla. (BOK Center) || & - played in North Little Rock (Simmons Bank Arena)
 ^ - SEC Tournament (Nashville, Tenn. - Bridgestone Arena)

SCORE BY PERIODS:	1st	2nd	OT	OT2	Total
Arkansas	419	527	7	11	964
Opponents	396	492	7	8	90

ARKANSAS RAZORBACKS

2023-24 SEASON STATISTICS • ALL GAMES



RECORD:	OVERALL	HOME	AWAY	NEUTRAL
ALL GAMES	8-4	6-1	0-0	2-3
CONFERENCE	0-0	0-0	0-0	0-0
NON-CONFERENCE	8-4	6-1	0-0	2-3

#	Player	GP	GS	Min	Avg	• TOTAL •			• 3-PTS •			• REBOUNDS •														
						FG	FGA	Pct	3FG	FGA	Pct	FT	FTA	Pct	Off	Def	Tot	Avg	PFFO	A	TO	Blk	St	Pts	Avg	
12	Tramon Mark	11	8	332	30.2	67	122	.549	15	35	.429	37	50	.740	2	36	38	3.5	30	0	17	16	4	8	186	16.9
0	Khalif Battle	12	0	298	24.8	45	107	.421	24	55	.436	70	84	.833	1	35	36	3.0	36	2	14	20	0	5	184	15.3
2	Trevon Brazile	12	12	327	27.3	39	80	.488	15	34	.441	23	32	.719	25	56	81	6.8	26	0	8	23	19	10	116	9.7
4	Davonte Davis	12	12	372	31.0	29	83	.349	7	30	.233	17	24	.708	11	43	54	4.5	29	0	31	15	0	6	82	6.8
1	Keyon Menifield Jr.	2	0	47	23.5	5	11	.455	0	4	.000	3	4	.750	2	7	9	4.5	4	0	4	4	0	0	13	6.5
3	Ei Ellis	12	8	212	17.7	25	66	.379	6	23	.261	18	24	.750	3	19	22	1.8	10	0	26	16	2	4	74	6.2
15	Makhi Mitchell	12	3	180	15.0	30	42	.714	0	0	.000	13	19	.684	9	31	40	3.3	26	1	10	12	13	5	73	6.1
8	Chandler Lawson	12	8	186	15.5	28	47	.596	3	7	.429	7	11	.636	13	36	49	4.1	23	0	5	7	19	5	66	5.5
11	Jalen Graham	8	0	83	10.4	19	29	.655	0	0	.000	4	9	.444	9	14	23	2.9	11	0	3	3	7	1	42	5.3
24	Jeremiah Davenport	11	6	161	14.6	16	51	.314	10	37	.270	9	12	.750	5	9	14	1.3	10	0	9	6	6	5	51	4.6
6	Layden Blocker	11	2	174	15.8	18	33	.545	0	3	.000	15	24	.625	8	13	21	1.9	21	1	14	11	4	12	51	4.6
5	Joseph Pinion	8	1	35	4.4	4	10	.400	1	5	.200	7	9	.778	0	3	3	0.4	4	0	0	1	2	3	16	2.0
7	Denijay Harris	4	0	14	3.5	1	2	.500	0	0	.000	3	8	.375	3	4	7	1.8	1	0	3	3	0	0	5	1.3
10	Baye Fall	4	0	23	5.8	1	2	.500	0	0	.000	2	8	.250	3	7	10	2.5	8	1	0	4	5	3	4	1.0
45	Lawson Blake	2	0	2	1.0	0	0	.000	0	0	.000	1	2	.500	0	1	1	0.5	0	0	0	0	0	0	1	0.5
21	Cade Arbogast	2	0	4	2.0	0	2	.000	0	0	.000	0	0	.000	0	0	0	0.0	1	0	0	0	0	0	0	0.0
TEAM.....															13	29	42	3.5	0		11				0	
Arkansas.....				12		327	687	.476	81	233	.348	229	320	.716	107	343	450	37.5	240	5	144	152	81	67	964	80.3
Opponents.....				12		313	751	.417	88	266	.331	189	272	.695	126	289	415	34.6	257	-	152	139	18	82	903	75.2

SCORE BY PERIODS:	1st	2nd	OT	OT2	Total
Arkansas	419	527	7	11	964
Opponents	396	492	7	8	903

DEADBALL REBOUNDS:	OFF	DEF	TOTAL
Arkansas	50	7	57
Opponents	45	5	50

ARKANSAS RAZORBACKS

2023 BATTLE 4 ATLANTIS STATS



RECORD:	OVERALL
BATTLE 4 ATLANTIS	1-2

#	Player	GP	GS	Min	Avg	• TOTAL •			• 3-PTS •			• REBOUNDS •																
						FG	FGA	Pct	3FG	FGA	Pct	FT	FTA	Pct	Off	Def	Tot	Avg	PF	FO	A	TO	Blk	St	Pts	Avg		
12	Tramon Mark	3	3	100	33.3	23	41	.561	5	12	.417	20	27	.741	0	7	7	2.3	10	0	1	3	1	2	71	23.7		
00	Khalif Battle	3	0	79	26.3	10	26	.385	4	11	.364	15	18	.833	0	7	7	2.3	14	2	1	6	0	2	39	13.0		
02	Trevon Brazile	3	3	105	35.0	8	26	.308	3	9	.333	8	8	1.000	15	14	29	9.7	9	0	4	8	2	4	27	9.0		
04	Davonte Davis	3	3	106	35.3	8	28	.286	4	11	.364	5	8	.625	0	10	10	3.3	10	0	4	9	0	1	25	8.3		
06	Layden Blocker	3	2	71	23.7	8	16	.500	0	0	.000	8	10	.800	7	0	7	2.3	7	0	2	1	1	6	24	8.0		
08	Chandler Lawson	3	0	65	21.7	8	16	.500	0	1	.000	2	5	.400	7	12	19	6.3	9	0	2	1	5	0	18	6.0		
15	Makhi Mitchell	3	3	45	15.0	7	14	.500	0	0	.000	1	2	.500	2	4	6	2.0	9	1	1	4	2	1	15	5.0		
24	Jeremiah Davenport	2	1	35	17.5	3	9	.333	1	6	.167	2	2	1.000	0	1	1	0.5	4	0	1	3	0	1	9	4.5		
10	Baye Fall	1	0	3	3.0	0	0	.000	0	0	.000	0	0	.000	0	1	1	1.0	0	0	0	0	1	0	0	0.0		
07	Denijay Harris	1	0	0	0.0	0	0	.000	0	0	.000	0	0	.000	0	0	0	0.0	0	0	0	0	0	0	0	0.0		
05	Joseph Pinion	3	0	5	1.7	0	0	.000	0	0	.000	0	0	.000	0	1	1	0.3	2	0	0	0	0	0	0	0.0		
03	Ei Ellis	3	0	36	12.0	0	10	.000	0	4	.000	0	0	.000	0	3	3	1.0	1	0	3	3	1	0	0	0.0		
TEAM.....															9	12	21	7.0	0			5			0			
The Razorbacks.....				3				75	186	.403	17	54	.315	61	80	.763	40	72	112	37.3	75	3	19	43	13	17	228	76.0
Opponents.....				3				80	175	.457	23	68	.338	62	89	.697	34	74	108	36.0	67	-	41	42	7	17	245	81.7

SCORE BY PERIODS:	1st	2nd	OT	OT2	Total
Arkansas	97	113	7	11	228
Opponents	97	133	7	8	245

DEADBALL REBOUNDS:	OFF	DEF	TOTAL
Arkansas	15	0	15
Opponents	16	1	17

2023-24 RAZORBACK GAME-BY-GAME STATISTICS

Opponent	Date	Score	W/L	• TOTAL •			• 3-PTRS •						• REBOUNDS •										
				FG	FGA	Pct	3FG	FGA	Pct	FT	FTA	Pct	Off	Def	Tot	Avg	PF	A	TO	Blk	Stl	Pts	Avg
ALCORN	11/06/23	93-59	W	28	54	.519	12	30	.400	25	37	.676	14	30	44	44.0	22	20	15	4	10	93	93.0
GARDNER-WEBB	11/10/23	86-68	W	30	60	.500	7	18	.389	19	31	.613	7	39	46	45.0	20	11	10	15	4	86	89.5
OLD DOMINION	11/13/23	86-77	W	30	59	.508	8	19	.421	18	29	.621	8	27	35	41.7	12	15	4	6	3	86	88.3
UNC GREENSBORO	11/17/23	72-78	L	24	55	.436	4	23	.174	20	25	.800	6	24	30	38.8	22	7	13	6	4	72	84.2
vs Stanford	11/22/23	77-74	Wot	23	76	.303	5	19	.263	26	33	.788	21	31	52	41.4	23	6	13	5	9	77	82.8
vs Memphis	11/23/23	79-84	L	26	55	.473	7	18	.389	20	27	.741	13	20	33	40.0	25	7	18	2	4	79	82.2
vs North Carolina	11/24/23	72-87	L	26	55	.473	5	17	.294	15	20	.750	6	21	27	38.1	27	6	12	6	4	72	80.7
DUKE	11/29/23	80-75	W	26	53	.491	9	22	.409	19	30	.633	5	35	40	38.4	21	17	12	10	6	80	80.6
FURMAN	12/04/23	97-83	W	37	61	.607	8	19	.421	15	21	.714	6	32	38	38.3	19	21	11	10	7	97	82.4
vs Oklahoma	12/09/23	70-79	L	20	50	.400	4	18	.222	26	31	.839	6	19	25	37.0	18	8	13	6	10	70	81.2
vs Lipscomb	12/16/23	69-66	W	30	57	.526	5	15	.333	4	8	.500	8	27	35	36.8	14	17	14	5	4	69	80.1
ABILENE CHRISTIAN	12/21/23	83-73	W	27	52	.519	7	15	.467	22	28	.786	7	38	45	37.5	17	9	17	6	2	83	80.3
Arkansas		964		327	687	.476	81	233	.348	229	320	.716	107	343	450	37.5	240	144	152	81	67	964	80.3
Opponents		903		313	751	.417	88	266	.331	189	272	.695	126	289	415	34.6	257	152	139	18	82	903	75.2

Games played: 12

Points/game: 80.3

FG Pct: 47.6

3FG Pct: 34.8

FT Pct: 71.6

Rebounds/game: 37.5

Assists/game: 12.0

Turnovers/game: 12.7

Assist/turnover ratio: 0.9

Steals/game: 5.6

Blocks/game: 6.8

2023-24 OPPONENT GAME-BY-GAME STATISTICS

Opponent	Date	Score	W/L	• TOTAL •			• 3-PTRS •			• REBOUNDS •				PF						Pts	Avg		
				FG	FGA	Pct	3FG	FGA	Pct	FT	FTA	Pct	Off		Def	Tot	Avg	A	TO			Blk	Stl
ALCORN	11/06/23	93-59	W	20	51	.392	3	9	.333	16	26	.615	7	19	26	26.0	27	7	16	3	7	59	59.0
GARDNER-WEBB	11/10/23	86-68	W	25	72	.347	6	23	.261	12	21	.571	11	29	40	33.0	19	14	10	0	9	68	63.5
OLD DOMINION	11/13/23	86-77	W	31	71	.437	11	24	.458	4	5	.800	12	27	39	35.0	22	14	10	1	3	77	68.0
UNC GREENSBORO	11/17/23	72-78	L	26	54	.481	9	24	.375	17	23	.739	5	27	32	34.2	22	15	10	1	8	78	70.5
vs Stanford	11/22/23	77-74	Wot	26	65	.400	9	30	.300	13	24	.542	12	34	46	36.6	23	16	19	0	4	74	71.2
vs Memphis	11/23/23	79-84	L	26	53	.491	8	24	.333	24	30	.800	9	15	24	34.5	20	14	13	7	10	84	73.3
vs North Carolina	11/24/23	72-87	L	28	57	.491	6	14	.429	25	35	.714	13	25	38	35.0	24	11	10	0	3	87	75.3
DUKE	11/29/23	80-75	W	24	67	.358	6	22	.273	21	31	.677	11	23	34	34.9	24	10	8	3	7	75	75.2
FURMAN	12/04/23	97-83	W	28	73	.384	12	32	.375	15	20	.750	15	20	35	34.9	20	15	11	1	7	83	76.1
vs Oklahoma	12/09/23	70-79	L	25	49	.510	7	18	.389	22	28	.786	8	25	33	34.7	22	11	15	0	6	79	76.4
vs Lipscomb	12/16/23	69-66	W	26	67	.388	7	30	.233	7	9	.778	12	22	34	34.6	13	10	9	1	8	66	75.5
ABILENE CHRISTIAN	12/21/23	83-73	W	28	72	.389	4	16	.250	13	20	.650	11	23	34	34.6	21	15	8	1	10	73	75.2
Opponents		903		313	751	.417	88	266	.331	189	272	.695	126	289	415	34.6	257	152	139	18	82	903	75.2
Arkansas		964		327	687	.476	81	233	.348	229	320	.716	107	343	450	37.5	240	144	152	81	67	964	80.3

Games played: 12

Points/game: 75.2

FG Pct: 41.7

3FG Pct: 33.1

FT Pct: 69.5

Rebounds/game: 34.6

Assists/game: 12.7

Turnovers/game: 11.6

Assist/turnover ratio: 1.1

Steals/game: 6.8

Blocks/game: 1.5

2023-24 ARKANSAS RAZORBACKS GAME HIGHS AND LEADERS

Opponent	DATE	SCORE	RESULT	POINTS	REBOUNDS	ASSISTS	STEALS	BLOCKED SHOTS
ALCORN	11/06/23	93-59	W	21-Khalif Battle	8-Jalen Graham	5-Davonte Davis	2-Baye Fall Joseph Pinion	2-Baye Fall
GARDNER-WEBB	11/10/23	86-68	W	21-Khalif Battle	7-Trevon Brazile	3-EI Ellis	1-EI Ellis Davonte Davis Baye Fall Chandler Lawson	5-Trevon Brazile
OLD DOMINION	11/13/23	86-77	W	17-EI Ellis	10-Makhi Mitchell	8-EI Ellis	1-EI Ellis Davonte Davis Trevon Brazile	4-Trevon Brazile
UNC GREENSBORO	11/17/23	72-78	L	21-Tramon Mark	9-Trevon Brazile	3-Davonte Davis	3-Tramon Mark	2-Trevon Brazile Jeremiah Davenport
vs Stanford	11/22/23	77-74	WOT	25-Tramon Mark	17-Trevon Brazile	3-Davonte Davis	3-Layden Blocker	5-Chandler Lawson
vs Memphis	11/23/23	79-84	L	21-Khalif Battle	10-Trevon Brazile	3-EI Ellis	2-Trevon Brazile	2-Makhi Mitchell
vs North Carolina	11/24/23	72-87	L	34-Tramon Mark	5-Tramon Mark	2-Chandler Lawson	3-Layden Blocker	2-Trevon Brazile
DUKE	11/29/23	80-75	W	21-Khalif Battle	11-Trevon Brazile	6-EI Ellis	2-Layden Blocker	6-Chandler Lawson
FURMAN	12/04/23	97-83	W	25-Khalif Battle	10-Davonte Davis	8-Davonte Davis	2-Tramon Mark	3-Layden Blocker Chandler Lawson
vs Oklahoma	12/09/23	70-79	L	13-Khalif Battle	6-Makhi Mitchell	2-Makhi Mitchell Jalen Graham Tramon Mark	2-Makhi Mitchell Trevon Brazile	3-Makhi Mitchell
vs Lipscomb	12/16/23	69-66	W	17-Tramon Mark	6-Trevon Brazile	4-Layden Blocker	2-Jeremiah Davenport Layden Blocker	2-Jalen Graham
ABILENE CHRISTIAN	12/21/23	83-73	W	25-Tramon Mark	11-Tramon Mark	2-Tramon Mark Davonte Davis Keyon Menifield Jr.	1-Trevon Brazile Khalif Battle	2-Jalen Graham Chandler Lawson

LED TEAM IN POINTS (including ties)	
Battle	6
Mark	5
Ellis	1

LED TEAM IN REBS (including ties)	
Brazile	6
Mitchell	2
Graham	1
Mark	1
Davis	1
Mark	1

LED TEAM IN ASSISTS (including ties)	
Ellis	4
Davis	5
Mark	2
Blocker	1
Lawson	1
Mitchell	1
Graham	1
Menifield	1

LED TEAM IN STEALS (including ties)	
Blocker	4
Brazile	4
Fall	2
Ellis	2
Davis	2
Mark	2
Davenport	1
Pinion	1
Lawson	1
Mitchell	1
Battle	1

LED TEAM IN BLKS (including ties)	
Brazile	4
Lawson	4
Mitchell	2
Graham	2
Davenport	1
Fall	1
Blocker	1

ARKANSAS RAZORBACKS

2023-24 GAME-BY-GAME POINTS-ASSISTS-REBOUNDS

Opponent	Date	Score	WL	0	1	2	3	4	5	6	7	8	10	11	12	15	21	24	45
				Battle	Menifield	Brazile	Ellis	Davis	Pinion	Blocker	Harris	Lawson	Fall	Graham	Mark	Mitchell	Arbogast	Davenport	Blake
ALCORN	11/06/23	93-59	W	21-3-2	--	13-6-0	8-0-4	5-5-5	7-1-0	0-0-1	5-7-2	2-2-0	4-4-0	8-8-0	16-1-3	0-0-0	0-0-0	3-3-3	1-1-0
GW	11/10/23	86-68	W	21-4-1	--	10-7-0	13-6-3	4-5-2	5-0-0	DNP	0-0-1	5-3-0	0-4-0	4-3-0	14-3-2	5-5-2	0-0-0	5-3-0	0-0-0
ODU	11/13/23	86-77	W	13-2-1	--	11-4-2	17-3-8	16-5-2	DNP	0-0-0	DNP	2-2-0	DNP	2-0-0	7-6-1	15-10-1	DNP	3-1-0	DNP
UNCG	11/17/23	72-78	L	11-6-2	--	9-9-0	19-4-0	10-6-3	0-0-0	0-0-0	DNP	0-1-0	DNP	DNP-Inj	21-2-1	2-0-1	DNP	0-0-0	DNP
vs STAN	11/22/23	77-74	WOT	9-1-0	--	14-17-2	0-0-0	10-6-3	0-1-0	4-2-0	DNP	9-13-0	DNP	DNP-Inj	25-1-1	6-3-0	DNP	0-0-0	DNP
vs MEM	11/23/23	79-84	L	21-2-0	--	13-10-1	0-1-3	15-3-1	0-0-0	9-3-1	DNP	5-3-0	DNP	DNP-Inj	12-1-0	4-2-1	DNP	DNP-Inj	DNP
vs UNC	11/24/23	72-87	L	9-4-1	--	0-2-1	0-2-0	0-1-0	0-0-0	11-2-1	0-0-0	4-3-2	0-1-0	DNP-Inj	34-5-0	5-1-0	DNP	9-1-1	DNP
DUKE	11/29/23	80-75	W	21-5-5	--	19-11-0	9-3-6	3-3-2	DNP	9-3-1	DNP	7-8-1	0-1-0	0-0-0	DNP-Inj	6-3-1	DNP	6-0-1	DNP
FURMAN	12/04/23	97-83	W	25-1-1	--	13-4-0	3-3-2	7-10-8	DNP	9-5-5	DNP	19-3-1	DNP	2-3-0	7-3-2	8-2-1	DNP	4-0-1	DNP
vs OU	12/09/23	70-79	L	13-2-1	--	0-1-1	5-0-0	4-4-0	4-1-0	7-2-0	DNP	0-0-0	DNP	8-5-2	8-2-2	9-6-2	DNP	12-1-0	DNP
vs LIP	12/16/23	69-66	W	2-2-0	2-3-2	6-6-1	0-0-0	4-3-3	0-0-0	2-4-4	0-0-0	4-1-0	DNP	11-1-1	17-3-3	12-5-0	DNP	9-4-3	DNP
ACU	12/21/23	83-73	W	18-4-0	11-6-2	8-4-0	0-0-0	4-3-2	DNP	0-0-1	DNP	9-10-1	DNP	7-3-0	25-11-2	1-3-1	DNP	0-1-0	DNP

ARKANSAS RAZORBACKS

2023-24 STARTING LINEUPS

Date	Opponent	1st SUB(S)						Outcome	RECORD BY LINEUP:					RECORD BY STARTER			
Nov. 6	Alcorn	Ellis	Davis	Mark	Brazile	Lawson	Mitchell	W, 93-59	Ellis	Davis	Mark	Brazile	Lawson	3-1	Davis	12	8-4
Nov 10	GWU	Ellis	Davis	Mark	Brazile	Lawson	Battle/Mitchell	W, 86-68	Ellis	Davis	Mark	Davenport	Brazile	0-1	Brazile	12	8-4
Nov 13	ODU	Ellis	Davis	Mark	Brazile	Lawson	Mitchell/Battle	W, 86-77	Davis	Mark	Davenport	Brazile	Mitchell	1-0	Mark	8	4-4
Nov 17	UNCG	Ellis	Davis	Mark	Brazile	Davenport	Battle	L, 72-78	Blocker	Davis	Mark	Brazile	Mitchell	0-2	Ellis	8	6-2
Nov 22	Stanford	Davis	Mark	Davenport	Brazile	Mitchell	Lawson	20T W, 77-74	Ellis	Davis	Davenport	Brazile	Lawson	3-0	Lawson	8	7-1
Nov 23	Memphis	Blocker	Davis	Mark	Brazile	Mitchell	Battle/Ellis	L, 79-84	Davis	Pinion	Davenport	Brazile	Lawson	1-0	Davenport	6	5-1
Nov 24	UNC	Blocker	Davis	Mark	Brazile	Mitchell	Ellis/Battle	L, 72-87						Mitchell	3	1-2	
Nov 29	DUKE	Ellis	Davis	Davenport	Brazile	Lawson	Battle	W, 80-75						Blocker	2	0-2	
Dec. 4	FURMAN	Ellis	Davis	Davenport	Brazile	Lawson	Battle	W, 97-83						Pinion	1	1-0	
Dec. 9	Oklahoma	Ellis	Davis	Mark	Brazile	Lawson	Battle	L, 70-79						RECORD BY 1ST SUB			
Dec. 16	Lipscomb	Davis	Pinion	Davenport	Brazile	Lawson	Mitchell/Mark	W, 69-66						(including ties)			
Dc. 21	ACU	Ellis	Davis	Davenport	Brazile	Lawson	Mark	W, 83-73						Battle	8	5-3	
														Mitchell	4	4-0	
														Mark	2	2-0	
														Ellis	2	0-2	
														Lawson	1	1-0	

ARKANSAS RAZORBACKS

2023-24 SPECIALTY STATS (ARKANSAS/OPPONENT)

Opponent	Pts Off TO	Pts In Paint	2nd Chance	Fast Break	Bench	Lead Chng	Ties	Ark Largest Lead			Best Ark Run	Opp Largest Lead			Best Opp Run	Ark Led	Opp Led	Gm Tied
ALCORN	22 / 11	32 / 30	8 / 8	18 / 13	49 / 17	0	0	37	0:50	2nd	9-0	--	--	--	6-0	39:41	--	0:19
GARDNER-WEBB	11 / 15	36 / 36	7 / 14	16 / 8	40 / 19	7	6	26	4:30	2nd	9-0	8	16:25	1st	8-0	27:24	9:55	2:41
OLD DOMINION	18 / 5	44 / 32	15 / 16	9 / 21	33 / 40	1	1	14	5:06	2nd	10-0	3	17:35	1st	8-0	36:01	2:31	1:28
UNC GREENSBORO	8 / 16	30 / 32	7 / 7	14 / 6	13 / 27	1	2	2	19:42	1st	6-0	15	18:11	2nd	7-0	1:26	35:35	2:59
vs Stanford	12 / 10	32 / 30	21 / 7	4 / 7	22 / 14	10	11	4	3:45	OT1	8-0	9	15:25	2nd	8-0	14:29	26:32	9:22
vs Memphis	10 / 27	20 / 32	14 / 14	4 / 15	26 / 22	14	9	5	5:20	1st	6-0	10	4:54	2nd	7-0	5:31	30:00	3:29
vs North Carolina	11 / 17	36 / 24	7 / 10	17 / 15	22 / 23	7	7	3	0:565	1st	8-0	15	1:26	2nd	9-0	4:09	33:44	2:07
DUKE	11 / 12	28 / 36	5 / 14	11 / 24	36 / 9	16	8	14	8:55	2nd	7-0	3	9:21	1st	6-0	25:20	7:42	6:58
FURMAN	15 / 10	52 / 30	6 / 12	23 / 16	51 / 24	6	2	20	9:18	2nd	12-0	3	17:42	1st	6-0	36:11	2:26	1:23
vs Oklahoma	16 / 13	26 / 36	8 / 13	13 / 4	53 / 27	6	7	4	14:20	1st	8-0	19	15:20	2nd	12-0	3:55	29:42	6:23
vs Lipscomb	12 / 6	36 / 32	6 / 13	14 / 6	46 / 14	1	1	20	11:59	2nd	9-0	4	18:27	1st	17-0	37:09	1:44	1:07
vs ACU	7 / 16	38 / 40	9 / 19	7 / 15	62 / 23	6	5	13	2:22	2nd	10-0	9	19:45	2nd	10-0	25:52	9:53	4:15

BOLD INDICATES
SEASON HIGHS

BLACK BOX INDICATES
LARGEST UA LEAD
IN A LOSS

RED BOX INDICATES
LARGEST UA DEFICIT
IN A WIN

LAST TIME AN ARKANSAS PLAYER...

• SCORING •

Scored 30 Points: 34 Tramon Mark vs North Carolina (11/24/23)

Scored 40 Points: 40 Mason Jones vs Auburn (02/04/20)

Scored 50 Points: 51 Rotnei Clarke vs. Alcorn State (11/13/09)

RECORD: 51 Rotnei Clarke vs. Alcorn State (11/13/09)

• FIELD GOALS MADE •

Made 15 Field Goals: 15 (15-21) Rotnei Clarke vs. Alcorn State (11/13/09)

Made 20 Field Goals: 20 (2-30) Dean Tolson vs. Texas A&M (03/02/74)

RECORD: 20 (20-30) Dean Tolson vs. Texas A&M (03/02/74)

• FIELD GOALS ATTEMPTED •

Attempted 20 Field Goals: 23 (9-23) Nick Smith Jr., at Alabama (02/25/23)

Attempted 25 Field Goals: 26 (11-26) JD Notae vs Mercer (11/09/21)

RECORD: 30 (20-30) Dean Tolson vs. Texas A&M (03/02/74)

• FIELD GOAL PERCENTAGE •

Shot 100% FG (Min. 8 att): 100% Moses Kingsley (8-8) at Missouri (01/12/16)

RECORD (min 10 att): 100% Darryl Saulsberry (10-10) (01/14/75)

• 3-POINTERS MADE •

Made 7 3-pointers: 8 (8-11) Mason Jones at Texas A&M (03/07/20)

Made 10 3-pointers: 10 (10-13) by Isaiah Joe vs. FIU (12/01/18)

Made 11-Plus 3-pointers: 13 (13-17) by Rotnei Clarke vs. Alcorn State (11/13/09)

RECORD: 13 (13-17) by Rotnei Clarke vs. Alcorn State (11/13/09) (SEC record)

• 3-POINTERS ATTEMPTED •

Attempted 15 3-Pointers: 15 (6-15) Isaiah Joe at Texas A&M (03/07/20)

Attempted 20 3-Pointers: 24 (10-24) Pat Bradley vs. North Texas (12/30/98)

RECORD: 24 (10-24) Pat Bradley vs. North Texas (12/30/98) (SEC record)

• FREE THROWS MADE •

Made 10 Free Throws: 12 Tramon Mark (12-15) vs Stanford (11/22/23)

Made 15 Free Throws: 16 (16-19) Moses Moody vs Alabama (02/24/21)

Made 20 Plus Free Throws: 22 (22-24) Martin Terry vs. Texas A&M (01/22/72)

RECORD: 22 (22-24) by Martin Terry vs. Texas A&M (01/22/72)

• FREE THROWS ATTEMPTED •

Attempted 15 Free Throws: 15 (12-15) Tramon Mark vs Stanford (11/22/23)

Attempted 20 Free Throws: 21 (18-21) Moses Moody vs Alabama (02/24/21)

Attempted 24 Plus Free Throws: 24 (22-24) Martin Terry vs. Texas A&M (01/22/72)

RECORD: 24 (22-24) Martin Terry vs. Texas A&M (01/22/72)

• FREE THROW PERCENTAGE •

Shot 100% FT (min 10 att): Chris Lykes (12-12) vs Elon (12/21/21)

RECORD (min. 11 att): 9x - Best: Tommy Boyer (18-18) in 1963

• REBOUNDS •

Grabbed 15-19 Rebounds: 17 Trevon Brazile vs Stanford (11/22/23)

Grabbed 20-Plus Rebounds: 23 Nick Davis vs. Jackson State (11/21/97)

RECORD: 23 by Nick Davis vs. Jackson State (11/21/97)

• Grabbed 10 Offensive Rebounds: 111 Justin Smith vs Oral Roberts (03/27/21)

• Grabbed 10 Defensive Rebounds: 14 Khi Mitchell & Devo Davis vs UNCG (12/06/22)

• ASSISTS •

Had 10 Assists: 10 by Jalen Tate vs Georgia (01/09/21)

Had 15 Assists: 15 by Dontell Jefferson vs. Portland State (11/18/05)

RECORD: 15 by Dontell Jefferson vs. Portland State (11/18/05)

• STEALS •

Had 5 Steals: 5 Anthony Black vs UConn (03/23/23)

Had 6-7 Steals: 6 Jaylin Williams vs Texas A&M (01/22/22)

Had 8-9 Steals: 8 JD Notae vs New Mexico State (03/19/22)

RECORD: 9 by Robert Shepard at Arizona (12/06/92)

• BLOCKED SHOTS •

Had 5 Blocks: 5 Chandler Lawson vs Stanford (11/22/23)

Had 6-9 Blocks: 7 Makhel Mitchell vs Texas A&M (01/31/23)

Had 10 Blocks: 10 Steven Hill vs. Texas State (12/06/05)

RECORD: 10 Steven Hill vs. Texas St. (12/06/05) & Oliver Miller vs. Texas (02/04/90)

• TURNOVERS •

Committed 5-9 Turnovers: 6 Anthony Black at Tennessee (02/28/23)

Committed 10 Plus Turnovers: 10 Courtney Fortson at South Carolina (02/21/09)

• MINUTES PLAYED •

40 Minutes (Regulation): 40:00 Ricky Council IV vs Kansas (03/18/23)

40+ Min w/OT: 3 vs Stanford (11/22/23) – Brazile (45:52) - Davis (45:14) - Mark (41:08)

45+ Minutes: 2 vs Stanford (11/22/23) – Brazile (45:52) - Davis (45:14)

• MISCELLANEOUS •

2 Players Scored 20+ Pts In Same Game: Davonte Davis (25) & Ricky Council IV (21) vs Kansas (03/18/23)

3 Players Scored 20+ Pts in Same Game: at Alabama (02/25/23)

Nick Smith Jr. (24), Davonte Davis (21) and Ricky Council IV (20)

2 Players Scored 20+ Pts In Back-To-Back Gms: Nick Smith Jr. (26/24) & Ricky Council IV (22/20) vs Georgia (02/21/23) and at Alabama (02/25/23)

2 Players Scored 20+ Pts In 3 Straight: Mason Jones (41/20/21) & Isaiah Joe (20/21/24) vs Tulsa (12/14/19), Valpo (12/21/19) and Indiana (12/29/19)

8 Players Scored in Double Digits: Mississippi Valley State (11/25/20)

Connor Vanover (25), Desi Sills (19), Moses Moody (16), Vance Jackson (15)

Khalen Robinson (15), Justin Smith (13), JD Notae (13), Jalen Tate (12)

Scored 20 or More Points in Five-Plus Consecutive Games: (5) by Mason Jones

37, 26, 36, 30, 22 (02/26/20 to 03/11/20)

Scored 20 or More Points in 10-Plus Consecutive Games: (11) by Todd Day

20, 23, 26, 26, 22, 31, 23, 21, 27, 21, 20 (12/01/90 to 01/12/91)

Scored 30 or More Points in 3 Straight Games: Mason Jones (only Razorback)

34 vs. S. Carolina (01/29/20), 30 at Alabama (02/01/20), 40 vs Auburn (02/04/20)

Most Points in Back-To-Back Games: 82 by Martin Terry

35 at TCU (02/20/73) and 47 vs. SMU (02/24/73)

Consecutive Free Throws Made: 48 by Ricky Medlock (20 gms; 12/21/74 to 03/04/75)

Double-Double: Pts/Rebs: Tramon Mark (25 & 11) vs Abilene Christian (12/21/23)

Double-Double: Pts/Assists: Jalen Tate (15 & 10) vs Georgia (01/09/21)

Two Players with Double-Double in Same Game: vs UNC Greensboro (12/06/22)

Khi Mitchell (13 pts & 14 rebs) and Devo Davis (10 pts & 10 rebs)

5 Straight Double-Doubles: (7) Jaylin Williams 13 & 11 vs AUB; 22 & 10 at BAMA;

13 & 11 at MIZ; 13 & 16 vs TENN; 15 & 10 at FLA; 16 & 12 vs UK; 19 & 10 vs LSU

3+ Straight Double-Doubles in SEC: (5) Jaylin Williams (AUB/@Bama/@MIZ/TEN/@FLA/UK/LSU)

Most Consecutive Double-Doubles: 9 by Dean Tolson (1973-74) and 6 by Derek Hood (1998-99)

Three Players with Double-Double in Same Game: vs Alabama (01/16/10) – Marshawn Powell

18 pts, 10 rebs), Mike Washington (17 pts, 13 rebs) and Courtney Fortson (12 pts, 10 assists)

Had 5-Plus Assists in 5-Plus Consecutive Games: (6) by Jalen Harris

11, 6, 10, 12, 7, 10 (11/21/81 thru 12/15/18)

Had 10 or More Assists in Back-to-Back Games: Jalen Harris

10 vs. FIU (12/01/18) and 12 at Colorado State (12/05/18)

Three-Plus Players with 5-Plus Assists in a Game: vs. Montana State (11/21/18)

Jalen Harris (11), Isaiah Joe (5) and Desi Sills (5)

Had 5 or More Steals in Back-to-Back Games: Ronnie Brewer

5 vs. Western Illinois (01/01/06) and 5 vs. Mississippi State (01/07/06)

LAST TIME AN OPPONENT PLAYER...

• SCORING •

Scored 30 Points: 30 RJ Davis vs North Carolina (11/24/23)

Scored 40 Points: 45 Jodie Meeks vs. Kentucky (02/14/09)

Scored 50 Points: 56 Oscar Robertson vs. Cincinnati (03/15/58) **(most on record)**

• FIELD GOALS MADE •

Made 15 Field Goals: 17 (17-24) Jodie Meeks vs. Kentucky (02/14/09)

Made 20 Field Goals: 21 Oscar Robertson vs. Cincinnati (03/15/58) **(most on record)**

• FIELD GOALS ATTEMPTED •

Attempted 20 Field Goals: 20 (9-20) Matt Bradley (11/23/22)

Attempted 25 Field Goals: 28 (11-28) Devan Downey vs. South Carolina (02/17/10)

• FIELD GOAL PERCENTAGE •

Shot 100% FG (Min. 7 att): Adam Wing (8-8) vs. Evansville (12/08/15)

• 3-POINTERS MADE •

Made 7 3-pointers: 7 (7-15) Tyler Hall vs. Montana State (11/21/18)

Made 10 3-pointers: 10 (10-19) Lance Weems at Auburn (01/06/96)

• 3-POINTERS ATTEMPTED •

Attempted 15 3-pointers: 15 (7-15) Tyler Hall vs. Montana State (11/21/18)

Attempted 20 3-pointers: 22 (5-22) Jeff Fryer vs. Loyola Marymount (03/16/89)

• FREE THROWS MADE •

Made 10 Free Throws: 10 (10-10) JP Pegues vs Furman (12/04/23)

Made 15 Free Throws: 15 (15-17) Keyontae Johnson at Florida (02/18/20)

• FREE THROWS ATTEMPTED •

Attempted 15 Free Throws: 15 (12-15) Xavier Pinson (01/02/21)

Attempted 20 Free Throws: 24 (18-24) Frank Williams vs. Illinois (12/08/01)

• FREE THROW PERCENTAGE •

Shot 100% FT (min 10 att): 10-10 JP Pegues vs Furman (12/04/23)

• REBOUNDS •

Grabbed 15-19 Rebounds: 15 Henry Coleman III vs Texas A&M (01/31/23)

Grabbed 20 Rebounds: 20 Antonio McDyess vs. Alabama (03/11/95)

• Grabbed 10 Offensive Rebounds: 11 Tyler Davis at Texas A&M (01/30/18)

• Grabbed 10 Defensive Rebounds: 10 Oscar Tshiebwe vs Kentucky (02/26/22)

• ASSISTS •

Had 10 Assists: 11 Tremont Waters vs. LSU (01/12/19)

Had 13 Assists: 13 Chuck Evans at Mississippi State (01/27/93) (on record)

• STEALS •

Had 5 Steals: 6 Alpha Diallo at Providence (03/19/19)

Had 8 Steals: 8 Terry Conerway vs. Texas State (12/21/02)

• BLOCKED SHOTS •

Had 6-9 Blocks: 6 Johni Broome at Auburn (01/07/23)
Had 10 Plus Blocks: 10 P.J. Roberson vs. Grambling State (11/26/11)

• TURNOVERS •

Committed 7-9 Turnovers: 7 Wendell Green Jr vs Auburn (02/08/22)
Committed 10 Plus Turnovers: 12 Devin Gibson vs. UTSA (12/12/07)

LAST TIME ARKANSAS HIGHS...

• SCORING •

Scored 100-119 Points: 101 at South Carolina (103/02/21)
Scored 120-Plus Points: 142 vs. Mississippi Valley State (11/25/20)
Scored 50 Points in 1st Half: 53 at Georgia (02/02/22)
Scored 50 Points in 2nd Half: 55 vs Abilene (12/04/23)
Scored 60 or More Points in a Half: 61 (1st) vs. Miss Valley State (11/25/20)
Scored 70 or More Points in a Half: 71 (1st) vs. Alcorn (11/13/09)
Scored 80 or More Points in a Half: 81 (2nd) vs. Miss Valley State (11/25/20)
Most Points in a Half: 88 (2nd) vs. U.S. International (12/09/89)

• FIELD GOALS MADE •

Made 40 Field Goals: 40 (40-71) at Georgia (02/02/22)
Made 50 Field Goals: 57 (57-99) vs. Troy (12/10/96)
RECORD: 68 (68-101) vs. U.S. International (12/09/89)

• FIELD GOALS ATTEMPTED •

Attempted 80 Field Goals: 86 (48-86) vs Miss Valley State (11/25/20)
Attempted 90 Field Goals: 99 (57-99) vs. Troy (12/10/96)
Attempted 100 Field Goals: 101 (68-101) vs. US International (12/09/89)
RECORD: 101 (68-101) vs. U.S. International (12/09/89)

• FIELD GOAL PERCENTAGE •

Shot 60% FG: 60.7 (37-61) vs Furman (12/04/23)
Shot 70% or Better FG: 72.7 (32-44) vs. Alabama State (12/21/83)
RECORD: 79.4 (27-34) vs. Texas Tech (1979)

• 3-POINTERS MADE •

Made 15 3-pointers: 15 (15-28) at Georgia (02/02/22)
Made 20 3-pointers: 20 (20-40) vs Miss Valley State (11/25/20)
RECORD: 21 (21-37) vs. Troy (12/10/96)

• 3-POINTERS ATTEMPTED •

Attempted 30 3-pointers: 33 (15-33) at South Carolina (02/03/21)
Attempted 40 3-pointers: 40 (20-40) vs Miss Valley State (11/25/20)
RECORD: 54 (19-54) vs. North Texas (12/30/98)

• 3-POINT PERCENTAGE •

Shot 50% 3PT FG (min. 15 att): 55.0 (11-22) vs Georgia (02/21/23)
Shot 60% or Better 3PT FG (min. 15 att): 61.1 (11-18) at Vanderbilt (03/06/19)
RECORD (min. 15 att): 66.7 (16-24) vs. Mississippi State (01/09/16)

• FREE THROWS MADE •

Made 20 Free Throws: 26 (26-33) vs Stanford (11/22/23)
Made 30 Free Throws: 36 (36-54) vs LSU (03/04/20)
Made 40 Free Throws: 41 (41-49) at Kentucky (01/25/92)
RECORD: 48 (48-53) vs. Ole Miss (01/17/04)

• FREE THROW ATTEMPTS •

Attempted 40 Free Throws: 43 (27-43) vs Alabama (02/24/21)
Attempted 50 Free Throws: 54 (36-54) vs LSU (03/04/20)
Attempted 60 Free Throws: 65 vs. TCU (1955)
RECORD: 65 vs. TCU (1955)

• FREE THROW PERCENTAGE •

Shot 80% FT (min. 10 att): 80.8 (21-26) vs Kansas (03/18/23)
Shot 90% or Better FT (min. 10 att): 94.4 (17-18) vs. Oklahoma (12/11/21)
RECORD (min 10 att): 100 3x - Best 16-16 at Kentucky (02/27/14)

• REBOUNDS •

Grabbed 40 Rebounds: 40 vs Duke (11/29/23)
Grabbed 50 Rebounds: 52 vs Stanford (11/22/23)
Grabbed 55-Plus Rebounds: 58 vs Oral Roberts (12/20/20)
RECORD: 77 vs. Jackson State (01/22/02)

• ASSISTS •

Had 25 Assists: 26 vs Georgia (02/21/23)
Had 30 Assists: 32 vs. Jackson State (11/22/96)
Had 40 Assists: 40 vs. Troy (12/10/96)
RECORD: 47 vs. U.S. International (12/09/89)

• STEALS •

Had 15 Steals: 16 vs Bradley (12/17/22)
Had 20 Steals: 24 vs. Maryland-Eastern Shore (01/02/01)
Had 25 Steals: 26 vs. Louisiana-Monroe (11/25/00)
RECORD: 26 vs. Louisiana-Monroe (11/25/00)

• BLOCKED SHOTS •

Had 10 Blocks: 10 vs Furman (12/04/23)
Had 13 Blocks: 13 vs Texas A&M (01/31/23)
Had 15 Blocks: 15 vs Gardner-Webb (11/10/23)
RECORD: 18 vs. Missouri (12/05/95)

• MOST TURNOVERS •

Had 25 Turnovers: 25 at South Carolina (02/21/09)
Had 30 Turnovers: 32 vs. Providence (11/16/07)
RECORD: 32 vs. Providence (11/16/07)

• FOULS •

Committed 25 Fouls: 28 vs Missouri (01/02/21)
Committed 30 Fouls: 33 at Missouri (01/18/23)
RECORD: 38 vs. Missouri (12/04/61)

LAST TIME ARKANSAS LOWS...

• SCORING •

Held to 40-45 Points: 43 at Florida (01/22/11)
Held to 46-49 Points: 46 at Mississippi State (02/09/16)
Held to 50-55 Points: 53 vs. New Mexico State (03/19/19)
Held to 56-59 Points: 57 at Tennessee (02/28/23)
Held to 19 Points or Less in a Half: 19 (1st half) at LSU (12/28/22)

• FIELD GOALS •

Held to Below 20 Field Goals Made: 18 (18-54) vs UNC Greensboro (12/06/22)

• FIELD GOAL PERCENTAGE •

Held to 20-29% FG: 27.5 (14-51) vs New Mexico State (03/19/22)
Held to 30-35% FG: .303 (23-76) vs Stanford (11/22/23)

• 3-POINTERS •

Did not Make a 3-pointer: 0 (0-1) vs South Carolina (01/18/22)
Held to 1-2 3-PT FG Made: 2 (2-16) at Auburn (01/07/23)
Attempted Single-Digit 3-pointers: 9 (4-9) at Kentucky (02/07/23)

• 3-POINT PERCENTAGE •

Shot 10% or Worse 3PT FG: 0.0 (0-11) vs South Carolina (01/18/22)
Shot 11-19% 3PT FG: 19.0 (2-16) at Auburn (01/07/23)

• FREE THROWS •

Made Single Digit Free Throws: 4 (4-8) vs Lipscomb (12/16/23)
Attempted Single Digit Free Throws: 7 (4-7) at Georgia (02/02/22)

• FREE THROW PERCENTAGE •

Shot 40-49% FT: 47.1 (8-17) vs Southern (12/09/20)
Shot Below 40% FT: 26.7 (4-15) at Texas A&M (01/09/13)

• REBOUNDING •

Had 19 or Fewer Rebounds: 19 at Missouri (03/05/13)
Had 20-25 Rebounds: 25 vs Oklahoma (12/10/22)

• ASSISTS •

Held to 6 Assists or less: 6 vs Stanford (11/22/23)

• STEALS •

Had 0 Steals: vs Texas Tech (03/21/21) **(only time on record)**
Had 1 Steal: 1 vs Florida (03/09/18)
Had 2-3 Steals: 3 at Vanderbilt (01/14/23)

• BLOCKED SHOTS •

Had No Blocked Shots: 0 vs Missouri (1/23/19)

• FEWEST TURNOVERS •

Had 1-4 Turnovers: 4 vs Old Dominion (11/13/23)
Had 5 Turnovers: 5 vs New Mexico State (3/19/22)

• FOULS •

Had Single Digit Fouls: 6 vs Mercer (11/09/21)

ARKANSAS IN OVERTIME...

Overall Record	70-59
• Single OT Only	61-66
• 2OT Only	9-2
• 3OT Only	0-1

LAST TIME:

Played in a Single OT game:	11/23/22 vs San Diego State	W, 78-74 (OT)
Played in a 2OT game:	11/22/23 vs Stanford	W, 77-74 (2 OT)
Played in a 3OT game:	02/09/80 vs Houston	L, 90-84 (3 OT)

LAST TIME AN OPPONENT HIGHS...

• SCORING •
Scored 100 Points: 106 at Tennessee (01/15/19) Scored 110 Points: 117 at Ole Miss (12/10/73) Scored 50 Points in 1st Half: 55 at Tennessee (01/15/19) Scored 50 Points in 2nd Half: 58 at Alabama (02/25/23) Scored 60 or More Points in a Half: 63 (2nd half) at Vanderbilt (01/14/23)
• FIELD GOALS MADE •
Made 30 Field Goals: 31 (31-54) vs UConn (03/23/23) Made 40 Field Goals: 40 (40-68) by Texas (01/05/10) Made 45 Field Goals: 45 (45-80) vs. Pittsburgh (12/29/86)
• FIELD GOALS ATTEMPTED •
Attempted 70 Field Goals: 72 (28-72) vs Abilene Christian (12/21/23) Attempted 80 Field Goals: 80 (30-80) by Auburn (02/08/22)
• FIELD GOAL PERCENTAGE •
Shot 60% FG: 61.1 (15-23) vs. Auburn (02/17/16) Shot 65% FG: 67.7 (4-65) vs. North Carolina (03/23/08) Shot 69% FG: 69.8 (37-53) at Auburn (01/14/95)
• 3-POINTERS MADE •
Made 15 3-pointers: 15 (15-36) at Alabama (01/16/21) Made 17 3-pointers: 17 (17-37) vs UNI (11/17/21) - TIES RECORD BY OPP (3x)
• 3-POINTERS ATTEMPTED •
Attempted 30 3-pointers: 30 (7-30) vs Lipscomb (12/16/23) Attempted 35 3-pointers: 37 (17-7) vs UNI (11/17/21)
• 3-POINT PERCENTAGE •
Shot 50% 3PT FG (min 15 att): 53.3 (8-15) vs Texas A&M (03/12/22) Shot 60% or Better 3PT FG (min 15 att): 66.7 (12-18) at Tennessee (03/05/22)
• FREE THROWS •
Made 20 Free Throws: 21 (21-31) vs Duke (11/29/23) Made 30 Free Throws: 30 (30-40) at Missouri (01/18/23) Made 40 Free Throws: 40 (40-50) vs. UMass (11/25/94)
• FREE THROW ATTEMPTS •
Attempted 35 Free Throws: 36 (29-36) at Vanderbilt (01/14/23) Attempted 40 Free Throws: 40 (30-40) at Missouri (01/18/23) Attempted 50 Free Throws: 50 (39-50) vs. South Carolina (03/11/04)
• FREE THROW PERCENTAGE •
Shot 80% FT (min. 10 att): .833 (25-30) at Alabama (02/25/23) Shot 90% or Better FT (min. 10 att): .950 (19-20) vs Texas A&M (01/22/22) Shot 100% (min. 10 att): 1.000 (14-14) vs Florida (02/16/21)
• REBOUNDING •
Grabbed 45 Rebounds: 46 vs Stanford (11/22/23) Grabbed 50 Rebounds: 51 vs Missouri (01/02/21) Grabbed 55-Plus Rebounds: 60 vs Auburn (02/08/22) • Grabbed 20 Offensive Rebounds: 24 vs Texas A&M (01/31/23)
• ASSISTS •
Had 25 Assists: 25 vs. Louisville (11/17/09) Had 30 Assists: 30 at UAB (01/27/90)
• STEALS •
Had 15 Steals: 15 at LSU (02/24/10) Had 18 Steals: 18 vs. Alcorn State (12/02/95)
• BLOCKED SHOTS •
Had 10 Blocks: 10 at Tennessee (01/22/14) Had 13 Blocks: 13 at Mississippi State (01/14/10)
• MOST TURNOVERS •
Had 20 Turnovers: 22 vs Colgate (03/19/21) Had 25 Turnovers: 27 vs Bradley (12/17/22) Had 30 Turnovers: 30 vs. Fordham (11/11/22) MOST ON RECORD: 42 vs. Grambling (12/31/00) and Bethune-Cookman (12/02/97)
• FOULS •
Committed 30-plus Fouls: 32 vs Alabama (02/24/21) RECORD: 36 vs. Centenary (12/04/82)

LAST TIME AN OPPONENT LOWS

• SCORING •
Held to 30-39 Points: 33 vs. Vanderbilt (01/12/13) Held to 40-45 Points: 40 vs LSU (01/24/23) Held to 46-49 Points: 48 vs Fordham (11/11/22) Held to 50-55 Points: 50 vs Lipscomb (12/05/20) Held to 56-59 Points: 5x LAST 58 vs UNC Greensboro (12/06/22) Held Below 20 Points in 1st Half: 14 vs LSU (01/24/23) Held Below 20 Points in 2nd Half: 18 vs Savannah State (12/12/13) No Opponent Player Scored in Double-Digits: vs LSU (01/24/23)
• FIELD GOAL PERCENTAGE •
Held to 21% or Worse FG: .2097 (13-62) vs. Jackson State (11/22/02) Held to 20-29% FG: .259 (14-54) vs LSU (01/24/23) Held to 30-35% FG: .342 (26-76) vs Texas A&M (01/31/23)
• 3-POINTERS •
Did not Make a 3-pointer: 0 (0-10) by Mississippi State (02/07/15) Held to 1 3-PT FG Made: 1 (1-10) vs Texas A&M (03/10/23) Held to 2-3 3-PT FG Made: 2 (2-18) vs San Diego State (11/23/22)
• 3-POINT PERCENTAGE •
Shot 10% or Worse 3PT FG: 10.0 (1-10) vs Texas A&M (03/10/22) Shot 11-16% 3PT FG: 11.1 (1-9) vs LSU (01/24/23) Shot 17-19% 3PT FG: 19.0 (4-21) vs Florida (02/18/23)
• FREE THROWS •
Made 1-5 Free Throws: 4 (4-5) vs Old Dominion (11/13/23) Made 6-9 Free Throws: 6 (6-12) at LSU (12/28/22)
• FREE THROW ATTEMPTS •
Attempted Single Digit Free Throws: 9 (7-9) vs Lipscomb (12/16/23)
• FREE THROW PERCENTAGE •
Shot Below 40% FT: 38.1 (8-21) vs. Texas State (12/22/18) Shot 40-49% FT: 46.2 (5-13) vs Ole Miss (01/21/23)
• REBOUNDING •
Had 19 or Fewer Rebounds: 19 vs Auburn (03/09/23) Had 20-25 Rebounds: 25 vs Florida (02/18/23)
• ASSISTS •
Held 5 Assists or Fewer: 5 at Baylor (01/28/23)
• STEALS •
Had No Steals: 0 vs Vanderbilt (01/15/20) Had 1 Steal: 1 vs Cincinnati (11/23/21) Had 2 Steals: 2 vs Mississippi State (02/05/22)
• BLOCKED SHOTS •
Had No Blocked Shots: 0 vs Fordham (11/11/22)
• FEWEST TURNOVERS •
Had 0-5 Turnovers: 5 at Tennessee (01/06/21) Had 6-9 Turnovers: 8 at Baylor (01/28/23)
• FOULS •
Had Single Digit Fouls: 8 at Michigan (12/08/12) Committed 10-14 Fouls: 14 vs UNI (11/17/21)

GAME 1



59

Alcorn State

22 37

59 93



Nov. 6, 2023 • Fayetteville, Ark. • Bud Walton Arena

Alcorn 59 • 0-1

#	Player		Total		3-Ptr		Rebounds			PF	TP	A	TO	Blk	Stl	Min	
			FG-FGA	FG-FGA	FT-FTA	Off	Def	Tot									
00	Stephen Byard	f	1-4	0-0	0-1	0	1	1	1	2	1	0	0	1	1	16	
11	Rodrique Massenat	f	2-5	0-0	0-2	1	0	1	1	4	1	1	1	3	19		
07	Alex Tsynkevich	c	3-3	0-0	1-2	1	0	1	4	7	0	1	0	0	18		
02	Byron Joshua	g	3-11	1-3	5-6	0	1	1	4	12	2	4	0	0	23		
10	Jeremiah Gambrell	g	6-8	2-3	3-5	0	2	2	0	17	0	1	0	1	28		
01	Mike Pajaud	g	1-3	0-0	3-4	3	4	7	3	5	0	2	0	1	18		
03	Jalen Hawkins	g	3-8	0-2	1-1	0	2	2	1	7	2	3	0	0	23		
04	Roderick Jones	g	1-4	0-1	0-1	0	3	3	4	2	0	0	0	0	13		
05	Willie Anderson	g	0-2	0-0	0-0	0	1	1	4	0	0	2	0	0	10		
09	Jalyke Gaines-Wyatt	g	0-3	0-0	3-4	0	0	0	2	3	0	1	0	0	10		
14	Cameron Butler	g	0-0	0-0	0-0	0	2	2	0	0	0	0	0	0	6		
20	Trevon Stoutermire	g	0-0	0-0	0-0	1	2	3	3	0	1	1	2	1	16		
Team																	
Totals				20-51	3-9	16-26	7	19	26	27	59	7	16	3	7	200	
FG % 1st Half: 10-27			37.0%	2nd half: 10-24	41.7%	Game: 20-51	39.2%										Deadball
3FG % 1st Half: 1-4			25.0%	2nd half: 2-5	40.0%	Game: 3-9	33.3%										Rebounds
FT % 1st Half: 1-3			33.3%	2nd half: 15-23	65.2%	Game: 16-26	61.5%										4

Arkansas 93 • 1-0

#	Player		Total		3-Ptr		Rebounds			PF	TP	A	TO	Blk	Stl	Min	
			FG-FGA	FG-FGA	FT-FTA	Off	Def	Tot									
02	Trevon Brazile	f	4-5	1-2	4-4	1	5	6	0	13	0	1	0	1	1	22	
08	Chandler Lawson	f	0-0	0-0	2-2	1	1	2	0	2	0	1	0	1	7		
03	El Ellis	g	3-6	1-4	1-2	0	0	0	2	8	4	3	0	1	1	24	
04	Davonte Davis	g	2-5	1-3	0-0	2	3	5	3	5	0	0	1	1	24		
12	Tramon Mark	g	6-8	4-6	0-0	0	1	1	0	16	3	1	0	1	21		
00	Khalif Battle	g	5-9	3-6	8-9	1	2	3	3	21	2	3	0	0	19		
05	Joseph Pinion	g	1-3	1-2	4-4	0	1	1	0	7	0	0	1	2	12		
06	Layden Blocker	g	0-1	0-1	0-0	0	0	0	5	0	1	1	0	1	10		
07	Denijay Harris	g	1-2	0-0	3-6	3	4	7	1	5	2	2	0	0	12		
10	Baye Fall	g	1-2	0-0	2-6	1	3	4	5	4	0	2	2	2	9		
11	Jalen Graham	g	4-6	0-0	0-2	2	6	8	0	8	0	0	0	0	14		
15	Makhi Mitchell	g	0-0	0-0	0-0	0	0	0	1	0	0	0	0	0	4		
21	Cade Arbogast	g	0-1	0-0	0-0	0	0	0	1	0	0	0	0	0	2		
24	Jeremiah Davenport	g	1-6	1-6	0-0	2	1	3	1	3	3	0	1	0	19		
45	Lawson Blake	g	0-0	0-0	1-2	0	1	1	0	1	0	0	0	0	1		
Team						1	2	3									
Totals				28-54	12-30	25-37	14	30	44	22	93	20	15	4	10	200	
FG % 1st Half: 16-27			59.3%	2nd half: 12-27	44.4%	Game: 28-54	51.9%										Deadball
3FG % 1st Half: 6-15			40.0%	2nd half: 6-15	40.0%	Game: 12-30	40.0%										Rebounds
FT % 1st Half: 8-15			53.3%	2nd half: 17-22	77.3%	Game: 25-37	67.6%										5

Score by periods				1st	2nd	Total							
Alcorn				22	37	59							
Arkansas				46	47	93							
				Points		In	Off	2nd	Fast	Bench			
				ALCORN		30	10	8	13	17			
				ARK		32	25	8	18	49			

GAME 2



68

Gardner-Webb

36 32

68 86



Nov. 10, 2023 • Fayetteville, Ark. • Bud Walton Arena

Gardner-Webb 68 • 1-1

#	Player		Total		3-Ptr		Rebounds			PF	TP	A	TO	Blk	Stl	Min
			FG-FGA	FG-FGA	FT-FTA	Off	Def	Tot								
15	Cheickna Sissoko	f	4-7	0-0	2-2	2	4	6	1	10	1	0	0	1	16	
00	Caleb Robinson	g	6-16	0-2	6-8	2	5	7	2	18	0	1	0	1	24	
01	Julien Soumaoro	g	5-13	3-8	2-7	1	1	2	1	15	3	0	0	2	24	
04	DQ Nicholas	g	1-9	0-2	1-3	0	5	5	2	3	3	1	0	1	26	
13	Lucas Stieber	g	1-4	1-2	0-0	0	4	4	1	3	1	1	0	1	24	
02	Brendan Mykalcio	g	3-8	0-1	0-0	1	2	3	2	6	0	1	0	0	14	
03	Quest Aldridge	g	1-4	1-4	0-0	0	2	2	3	1	2	0	1	1	18	
05	Ademide Badmus	g	0-1	0-0	0-0	1	0	1	4	0	1	1	0	1	10	
08	Darryl Simmons II	g	1-6	0-3	1-1	0	2	2	0	3	1	1	0	1	14	
14	Shahar Lazar	g	2-2	1-1	0-0	0	0	0	2	5	3	2	0	0	16	
24	Isaiah Richards	g	1-2	0-0	0-0	0	2	2	2	2	0	0	0	0	14	
Team						4	2	6								
Totals			25-72	6-23	12-21	11	29	40	19	68	14	10	0	9	200	
FG % 1st Half: 13-35			37.1%	2nd half: 12-37			32.4%	Game: 25-72			34.7%	Deadball Rebounds				
3FG % 1st Half: 4-13			30.8%	2nd half: 2-10			20.0%	Game: 6-23			26.1%	3				
FT % 1st Half: 6-11			54.5%	2nd half: 6-10			60.0%	Game: 12-21			57.1%					

Arkansas 86 • 2-0

#	Player		Total		3-Ptr		Rebounds			PF	TP	A	TO	Blk	Stl	Min	
			FG-FGA	FG-FGA	FT-FTA	Off	Def	Tot									
02	Trevon Brazile	f	4-4	1-1	1-2	1	6	7	4	10	0	3	5	0	1	23	
08	Chandler Lawson	f	2-2	1-1	0-0	1	2	3	4	5	0	0	0	1	10	20	
03	El Ellis	g	5-11	1-3	2-2	0	6	6	2	13	3	1	0	1	33	33	
04	Davonte Davis	g	2-8	0-4	0-0	0	5	5	2	4	2	0	0	1	22	24	
12	Tramon Mark	g	6-12	0-2	2-4	0	3	3	2	14	2	1	1	0	27	27	
00	Khalif Battle	g	5-9	3-4	8-10	0	4	4	1	21	1	0	0	0	25	25	
05	Joseph Pinion	g	2-3	0-0	1-2	0	0	0	0	5	0	0	1	0	1	8	
07	Denijay Harris	g	0-0	0-0	0-2	0	0	0	0	0	1	1	0	0	2	2	
10	Baye Fall	g	0-0	0-0	0-2	1	3	4	3	0	0	2	2	1	10	10	
11	Jalen Graham	g	2-3	0-0	0-1	1	2	3	1	4	0	0	1	0	8	8	
15	Makhi Mitchell	g	1-2	0-0	3-4	1	4	5	1	5	2	1	4	0	17	17	
21	Cade Arbogast	g	0-1	0-0	0-0	0	0	0	0	0	0	0	0	0	2	2	
24	Jeremiah Davenport	g	1-5	1-3	2-2	1	2	3	0	5	0	1	1	0	12	12	
45	Lawson Blake	g	0-0	0-0	0-0	0	0	0	0	0	0	0	0	0	1	1	
Team								1	2	3							
Totals				30-60	7-18	19-31	7	39	46	20	86	11	10	15	4	200	
FG % 1st Half: 16-31			51.6%	2nd half: 14-29	48.3%	Game: 30-60	50.0%										Deadball Rebounds 6.3
3FG % 1st Half: 4-9			44.4%	2nd half: 3-9	33.3%	Game: 7-18	38.9%										
FT % 1st Half: 12-18			66.7%	2nd half: 7-13	53.8%	Game: 19-31	61.3%										

GAME 5

ESPN 2

74

Stanford

20 39 7 8 74

77

#20/RV ARKANSAS

22 37 7 11 77

Nov. 22, 2023 • Paradise Island, Bahamas • Imperial Arena

Stanford 74 • 3-2

#	Player	Total			3-Ptr			Rebounds			PF	TP	A TO Blk			Stl	Min
		FG-FGA	FG-FGA	FT-FTA	FG-FGA	FG-FGA	FT-FTA	Off	Def	Tot							
14	Spencer Jones	f	10-20	5-10	2-6	2	6	8	4	27	1	2	0	0	0	42	39
42	Maxime Raynaud	f	3-8	0-2	2-2	5	5	10	1	8	2	5	0	0	0	39	
01	Jared Bynum	g	5-16	1-5	2-3	1	4	5	3	13	8	3	0	0	0	42	
02	Andrej Stojakovic	g	3-6	0-1	1-2	1	5	6	3	7	1	1	0	2	30		
13	Michael Jones	g	1-5	1-5	2-4	0	3	3	5	5	1	0	0	1	36		
10	Max Murrell		0-0	0-0	0-0	0	0	0	0	0	1	0	0	0	4		
15	Benny Gealer		1-4	1-4	0-0	0	2	2	1	3	1	2	0	0	11		
22	James Keefe		1-1	0-0	2-4	1	3	4	1	4	0	0	0	0	18		
23	Brandon Angel		2-5	1-3	2-3	0	4	4	5	7	1	6	0	1	28		
Team								2	2	4							
Totals			26-65	9-30	13-24	12	34	46	23	74	16	19	0	4	250		
FG % 1st Half:		8-23	34.8%	2nd half:	14-28	50.0%	OT:	4-14	28.6%	Game:	26-65	40.0%	Deadball Rebounds				
3FG % 1st Half:		3-11	27.3%	2nd half:	5-11	45.5%	OT:	1-8	12.5%	Game:	9-30	30.0%	7				
FT % 1st Half:		1-3	33.3%	2nd half:	6-9	66.7%	OT:	6-12	50.0%	Game:	13-24	54.2%					

Arkansas 77 • 4-1

#	Player	Total			3-Ptr			Rebounds			PF	TP	A TO Blk			Stl	Min
		FG-FGA	FG-FGA	FT-FTA	FG-FGA	FG-FGA	FT-FTA	Off	Def	Tot							
02	Trevon Brazile	f	3-12	2-5	6-6	8	9	17	2	14	2	2	0	2	45		
15	Makhi Mitchell	f	3-7	0-0	0-0	2	1	3	0	6	0	1	0	1	17		
04	Davonte Davis	g	3-14	1-4	3-6	0	6	6	4	10	3	5	0	1	45		
12	Tramon Mark	g	6-15	1-4	12-15	0	1	1	4	25	1	1	0	1	41		
24	Jeremiah Davenport	g	0-1	0-1	0-0	0	0	0	1	0	0	1	0	0	10		
00	Khalif Battle		2-11	1-4	4-4	0	1	1	5	9	0	1	0	1	31		
03	El Ellis		0-4	0-1	0-0	0	0	0	1	0	0	1	0	0	6		
05	Joseph Pinion		0-0	0-0	0-0	0	1	1	1	0	0	0	0	0	3		
06	Layden Blocker		2-5	0-0	0-0	2	0	2	1	4	0	0	0	0	16		
08	Chandler Lawson		4-7	0-0	1-2	5	8	13	4	9	0	0	5	0	36		
Team						4	4	8					1				
Totals			23-76	5-19	26-33	21	31	52	23	77	6	13	5	9	250		
FG % 1st Half:		8-30	26.7%	2nd half:	10-32	31.3%	OT:	5-14	35.7%	Game:	23-76	30.3%	Deadball Rebounds				
3FG % 1st Half:		1-8	12.5%	2nd half:	3-8	37.5%	OT:	1-3	33.3%	Game:	5-19	26.3%	5				
FT % 1st Half:		5-6	83.3%	2nd half:	14-19	73.7%	OT:	7-8	87.5%	Game:	26-33	78.8%					

Officials: Owen Shortt,Jeb Hartness,Tony Padilla
Technical fouls: Stanford-Brandon Angel. Arkansas-Trevon Brazile.
Attendance: 820

Score by periods	1st	2nd	OT	OT2	Total
Stanford	20	39	7	8	74
Arkansas	22	37	7	11	77

Points	In Paint	Off T/O	2nd Chance	Fast Break	Bench
STAN	30	10	7	7	14
ARK	32	16	23	4	22

Last FG - STAN OT2-00:45, ARK OT2-00:19.
Largest lead - STAN by 9 2nd-15:25, ARK by 4 OT-03:45.
STAN led for 26:13. ARK led for 14:25. Game was tied for 09:22.

Score tied - 11 times.
Lead changed - 10 times.

GAME 7

ESPN 2

72

#20/RV ARKANSAS

38 34

72

#14/14 North Carolina

35 52

84

Nov. 24, 2023 • Paradise Island, Bahamas • Imperial Arena

Arkansas 72 • 4-3

#	Player	Total			3-Ptr			Rebounds			PF	TP	A TO Blk			Stl	Min
		FG-FGA	FG-FGA	FT-FTA	FG-FGA	FG-FGA	FT-FTA	Off	Def	Tot							
02	Trevon Brazile	f	0-4	0-1	0-0	0	2	2	3	0	1	3	2	0	21		
15	Makhi Mitchell	f	2-5	0-0	1-1	0	1	1	5	5	0	1	0	0	11		
04	Davonte Davis	g	0-0	0-0	0-0	0	1	1	3	0	0	1	0	0	23		
06	Layden Blocker	g	3-6	0-0	5-6	2	0	2	2	11	1	1	1	3	28		
12	Tramon Mark	g	13-17	4-6	4-7	0	5	5	3	34	0	1	1	0	33		
00	Khalif Battle		3-7	0-3	3-3	0	4	4	4	9	1	1	0	0	18		
03	El Ellis		0-3	0-1	0-0	0	2	2	0	0	0	0	1	0	17		
05	Joseph Pinion		0-0	0-0	0-0	0	0	0	1	0	0	0	0	0	2		
07	Denijay Harris		0-0	0-0	0-0	0	0	0	0	0	0	0	0	0	0+		
08	Chandler Lawson		2-5	0-1	0-1	1	2	3	3	4	2	1	0	0	19		
10	Baye Fall		0-0	0-0	0-0	0	1	1	0	0	0	0	0	1	0	3	
24	Jeremiah Davenport		3-8	1-5	2-2	0	1	1	3	9	1	2	0	1	25		
Team						3	2	5					1				
Totals			26-55	5-17	15-20	6	21	27	27	72	6	12	6	4	200		
FG % 1st Half:		14-26	53.8%	2nd half:	12-29	41.4%	Game:	26-55	47.3%	Deadball Rebounds					3		
3FG % 1st Half:		2-7	28.6%	2nd half:	3-10	30.0%	Game:	5-17	29.4%								
FT % 1st Half:		8-10	80.0%	2nd half:	7-10	70.0%	Game:	15-20	75.0%								

North Carolina 87 • 5-1

#	Player	Total			3-Ptr			Rebounds			PF	TP	A TO Blk			Stl	Min
		FG-FGA	FG-FGA	FT-FTA	FG-FGA	FG-FGA	FT-FTA	Off	Def	Tot							
05	Armando Bacot	f	3-9	0-0	3-3	1	3	4	3	9	0	1	0	0	28		
24	Jae'Lyn Withers	f	2-5	0-1	1-2	2	3	5	3	5	0	0	0	0	16		
55	Harrison Ingram	f	5-10	0-2	3-5	2	8	10	3	13	6	2	0	2	40		
02	Elliot Cadeau	g	2-4	1-1	2-4	1	1	2	5	7	3	1	0	0	26		
04	RJ Davis	g	9-18	2-5	10-10	0	2	2	3	30	2	1	0	1	35		
07	Seth Trimble		4-5	2-2	2-4	1	3	4	4	12	0	1	0	0	25		
08	Paxson Wojcik		2-5	1-3	0-0	0	0	0	2	5	0	2	0	0	19		
13	Jalen Washington		1-1	0-0	4-7	2	3	5	1	6	0	1	0	0	11		
Team						4	2	6					1				
Totals			28-57	6-14	25-35	13	25	38	24	87	11	10	0	3	200		
FG % 1st Half:		11-28	39.3%	2nd half:	17-29	58.6%	Game:	28-57	49.1%	Deadball Rebounds					5		
3FG % 1st Half:		2-7	28.6%	2nd half:	4-7	57.1%	Game:	6-14	42.9%								
FT % 1st Half:		11-18	61.1%	2nd half:	14-17	82.4%	Game:	25-35	71.4%								

Officials: Owen Shortt,Marquis Pettigrew,Jeb Hartness
Technical fouls: Arkansas-None. North Carolina-None.
Attendance: 1456

Score by periods	1st	2nd	Total
Arkansas	38	34	72
North Carolina	35	52	87

Points	In Paint	Off T/O	2nd Chance	Fast Break	Bench
ARK	24	11	7	17	22
UNC	38	19	10	15	23

Last FG - ARK 2nd-01:12, UNC 2nd-00:30.
Largest lead - ARK by 3 1st-00:58, UNC by 15 2nd-01:26.
ARK led for 04:09. UNC led for 33:44. Game was tied for 02:07.

Score tied - 7 times.
Lead changed - 7 times.

GAME 6

ESPN

79

#20/RV ARKANSAS

37 42

79

#RV/RV Memphis

42 42

84

Nov. 23, 2023 • Paradise Island, Bahamas • Imperial Arena

Arkansas 79 • 4-2

#	Player		Total		3-Ptr		Rebounds			PF	TP	A TO Blk				Stl	Min
			FG-FGA	FG-FGA	FT-FTA	Off	Def	Tot									
02	Trevon Brazile	f	5-10	1-3	2-2	7	3	10	4	13	1	3	0	2	39		
15	Makhi Mitchell	f	2-2	0-0	0-1	0	2	2	4	4	1	2	2	0	17		
04	Davonte Davis	g	5-14	3-7	2-2	0	3	3	3	15	1	3	0	0	38		
06	Layden Blocker	g	3-5	0-0	3-4	3	0	3	4	9	1	0	0	0	27		
12	Tramon Mark	g	4-9	0-2	4-5	0	1	1	3	12	0	1	0	1	26		
00	Khalif Battle		5-8	3-4	8-11	0	2	2	5	21	0	4	0	1	30		
03	El Ellis		0-3	0-2	0-0	0	1	1	0	0	3	2	0	0	13		
05	Joseph Pinion		0-0	0-0	0-0	0	0	0	0	0	0	0	0	0	0+		
08	Chandler Lawson		2-4	0-0	1-2	1	2	3	2	5	0	0	0	0	10		
	Team					2	6	8				3					
Totals			26-55	7-18	20-27	13	20	33	25	79	7	18	2	4	200		
FG % 1st Half: 11-26			42.3%	2nd half: 15-29	51.7%	Game: 26-55		47.3%									Deadball
3FG % 1st Half: 4-10			40.0%	2nd half: 3-8	37.5%	Game: 7-18		38.9%									Rebounds
FT % 1st Half: 11-14			78.6%	2nd half: 9-13	69.2%	Game: 20-27		74.1%									7

GAME 9			83	Furman	35	48	83	97		
				#RV/-	ARKANSAS	40	57			97
				Dec. 4, 2023 • Fayetteville, Ark. • Bud Walton Arena						

Furman 83 • 4-5

#	Player	Total		3-Ptr		Rebounds			PF	TP	A	TO	Blk	Stl	Min
		FG-FGA	FG-FGA	FT-FTA	Off	Def	Tot								
13	Garrett Hien	f	4-9	1-3	1-2	1	4	5	4	10	1	0	0	1	30
15	Tyrese Hughey	f	2-2	1-1	0-0	1	1	2	4	5	2	0	0	0	14
24	Alex Williams	f	7-15	5-9	1-1	1	3	4	2	20	1	2	0	1	30
00	PJay Smith	g	1-6	1-3	0-0	0	1	1	1	3	3	1	0	0	19
01	JP Pegues	g	4-14	3-9	10-10	0	2	2	3	21	6	3	0	1	36
04	Ben VanderWal	g	2-5	0-2	2-4	1	0	1	0	6	0	0	0	0	11
11	Carter Whitt	g	6-16	1-4	1-2	0	4	4	3	14	2	1	0	3	29
12	Davis Molnar	g	2-4	0-1	0-1	4	2	6	1	4	0	2	1	1	23
21	Cooper Bowser	g	0-2	0-0	0-0	2	1	3	2	0	0	2	0	0	8
Team						5	2	7							
Totals			28-73	12-32	15-20	15	20	35	20	83	15	11	1	7	200

FG % 1st Half: 13-36 36.1% 2nd half: 15-37 40.5% Game: 28-73 38.4% Deadball Rebounds 3
 3FG % 1st Half: 8-18 44.4% 2nd half: 4-14 28.6% Game: 12-32 37.5%
 FT % 1st Half: 1-1 100.0% 2nd half: 14-19 73.7% Game: 15-20 75.0%

Arkansas 97 • 6-3

#	Player	Total		3-Ptr		Rebounds			PF	TP	A	TO	Blk	Stl	Min
		FG-FGA	FG-FGA	FT-FTA	Off	Def	Tot								
02	Trevon Brazile	f	5-8	2-3	1-1	0	4	4	0	13	0	0	2	0	27
08	Chandler Lawson	f	8-10	1-2	2-2	1	2	3	1	19	1	1	3	1	18
03	El Ellis	g	1-4	0-1	1-2	1	2	3	0	3	2	2	0	1	11
04	Davonte Davis	g	2-5	1-2	2-2	1	9	10	4	7	8	0	0	0	38
24	Jeremiah Davenport	g	2-4	0-2	0-0	0	0	0	1	4	1	0	1	1	11
00	Khalif Battle	g	7-11	4-7	7-8	0	1	1	3	25	1	0	0	1	24
06	Layden Blocker	g	4-5	0-0	1-4	0	5	5	4	9	5	1	3	0	24
11	Jalen Graham	g	1-3	0-0	0-0	2	1	3	2	2	0	0	0	0	9
12	Tramon Mark	g	3-6	0-2	1-2	0	3	3	3	7	2	4	1	2	26
15	Makhi Mitchell	g	4-5	0-0	0-0	1	1	2	1	8	1	3	0	1	12
Team						0	4	4							
Totals			37-61	8-19	15-21	6	32	38	19	97	21	11	10	7	200

FG % 1st Half: 18-30 60.0% 2nd half: 19-31 61.3% Game: 37-61 60.7% Deadball Rebounds 4
 3FG % 1st Half: 3-9 33.3% 2nd half: 5-10 50.0% Game: 8-19 42.1%
 FT % 1st Half: 1-2 50.0% 2nd half: 14-19 73.7% Game: 15-21 71.4%

Officials: Mike Nance,Bart Lenox,Don Daily
 Technical fouls: Furman-None. Arkansas-TEAM.
 Attendance: 19200

Score by periods	1st	2nd	Total
Furman	35	48	83
Arkansas	40	57	97

Last FG - FURMAN 2nd-00:52, ARK 2nd-00:08.
 Largest lead - FURMAN by 3 1st-17:42, ARK by 20 2nd-09:16.
 FURMAN led for 02:26. ARK led for 36:11. Game was tied for 01:23.

Score tied - 2 times.
 Lead changed - 6 times.

Official Basketball Schedule		Game Details -- Final Statistics		25 45		70		84	
Arkansas vs. Oklahoma		#19/22 Oklahoma		37 42		79			
12:00pm 3:00pm at Tulsa, Okla.		Dec. 9, 2023 • Tulsa, Okla. • BOK Center							

Arkansas 70 • 6-4

#	Player	Total		3-Ptr		Rebounds			PF	TP	A	TO	Blk	Stl	Min
		FG-FGA	FG-FGA	FT-FTA	Off	Def	Tot								
02	Trevon Brazile	f	0-2	0-1	0-0	0	1	1	3	0	1	1	0	2	15
08	Chandler Lawson	f	0-1	0-0	0-0	0	0	0	1	0	0	0	1	1	9
03	El Ellis	g	1-4	1-2	2-2	0	0	0	0	5	0	2	0	0	8
04	Davonte Davis	g	2-6	0-1	0-0	3	1	4	3	4	0	0	0	1	23
12	Tramon Mark	g	3-7	0-2	2-2	0	2	2	3	8	2	1	0	0	33
00	Khalif Battle	g	2-10	1-4	8-8	0	2	2	1	13	1	2	0	1	28
05	Joseph Pinion	g	1-3	0-2	2-3	0	1	1	2	4	0	1	0	1	5
06	Layden Blocker	g	2-3	0-1	3-4	0	2	2	2	7	0	1	0	1	18
11	Jalen Graham	g	4-5	0-0	0-0	2	3	5	1	8	2	0	2	0	16
15	Makhi Mitchell	g	2-3	0-0	5-6	1	5	6	1	9	2	0	3	2	27
24	Jeremiah Davenport	g	3-6	2-5	4-6	0	1	1	1	12	0	1	0	1	18
Team						0	1	1							
Totals			20-50	4-18	26-31	6	19	25	18	70	8	13	6	10	200

FG % 1st Half: 8-27 29.6% 2nd half: 12-23 52.2% Game: 20-50 40.0% Deadball Rebounds 4
 3FG % 1st Half: 3-11 27.3% 2nd half: 1-7 14.3% Game: 4-18 22.2%
 FT % 1st Half: 6-6 100.0% 2nd half: 20-25 80.0% Game: 26-31 83.9%

Oklahoma 79 • 9-0

#	Player	Total		3-Ptr		Rebounds			PF	TP	A	TO	Blk	Stl	Min
		FG-FGA	FG-FGA	FT-FTA	Off	Def	Tot								
10	Sam Godwin	f	2-3	0-0	3-4	2	2	4	2	7	1	1	0	1	25
14	Jalon Moore	f	0-4	0-2	0-1	0	5	5	3	0	0	1	0	1	17
02	Javian McCollum	g	5-13	2-7	8-8	0	5	5	2	20	4	3	0	1	34
03	Otega Oweh	g	6-7	2-2	0-0	1	1	2	4	14	1	1	0	0	27
12	Milos Uzan	g	4-10	1-4	2-2	0	2	2	2	11	2	3	0	3	34
00	Le'Tre Darthard	g	3-5	1-2	0-1	0	1	1	1	7	2	1	0	0	22
01	John Hugley IV	g	2-3	0-0	3-4	2	2	4	2	7	0	2	0	0	16
04	Kaden Cooper	g	0-0	0-0	0-0	0	0	0	0	0	0	2	0	0	0+
05	Rivaldo Soares	g	3-4	1-1	6-8	1	6	7	5	13	1	1	0	0	25
11	Yaya Keita	g	0-0	0-0	0-0	0	0	0	0	0	0	0	0	0	0+
30	Jake Moser	g	0-0	0-0	0-0	0	0	0	0	0	0	0	0	0	0+
45	Luke Northweather	g	0-0	0-0	0-0	0	0	0	0	0	0	0	0	0	0+
55	Reid Lovelace	g	0-0	0-0	0-0	0	0	0	1	0	0	0	0	0	0+
Team						2	1	3							
Totals			25-49	7-18	22-28	8	25	33	22	79	11	15	0	6	200

FG % 1st Half: 14-25 56.0% 2nd half: 11-24 45.8% Game: 25-49 51.0% Deadball Rebounds 3
 3FG % 1st Half: 1-6 16.7% 2nd half: 6-12 50.0% Game: 7-18 38.9%
 FT % 1st Half: 8-10 80.0% 2nd half: 14-18 77.8% Game: 22-28 78.6%

Officials: K.B. Burdett Jr.,Owen Shortt,Keith Kimble
 Technical fouls: Arkansas-Chandler Lawson; TEAM 2. Oklahoma-Rivaldo Soares;
 Otega Oweh; Jalon Moore.
 Attendance: 14235

Score by periods	1st	2nd	Total
Arkansas	25	45	70
Oklahoma	37	42	79

Last FG - ARK 2nd-00:05, OU 2nd-01:24.
 Largest lead - ARK by 4 1st-14:20, OU by 19 2nd-15:20.
 ARK led for 03:55. OU led for 29:42. Game was tied for 06:23.

Score tied - 7 times.
 Lead changed - 6 times.

GAME 11		L	66	Lipscomb ARKANSAS	33	33	66	69	
					41	28	69		
					Dec. 16, 2023 • N. Little Rock, Ark. • Simmons Bank Arena				

Lipscomb 66 • 7-6

#	Player	Total		3-Ptr		Rebounds			PF	TP	A	TO	Blk	Stl	Min
		FG-FGA	FG-FGA	FT-FTA	Off	Def	Tot								
11	Owen McCormack	f	4-10	3-7	2-2	5	7	12	2	13	2	3	0	1	28
35	Grant Asman	c	1-4	1-4	0-0	0	1	1	0	3	1	0	0	0	16
00	A.J. McGinnis	g	3-12	0-6	4-4	2	2	4	2	10	0	0	0	0	26
02	Will Pruitt	g	7-13	1-3	0-0	0	5	5	15	3	3	0	2	3	36
22	Joe Anderson	g	5-8	1-2	0-0	0	3	3	0	11	3	1	0	4	36
01	Rylan Houck	g	2-2	0-0	0-0	1	0	1	2	4	0	0	0	0	14
05	Cody Head	g	2-6	1-1	1-3	1	0	1	2	6	0	1	0	1	15
15	Dylan Faulkner	g	0-2	0-1	0-0	0	1	1	0	0	0	0	0	0	7
21	TJ Johnson	g	1-4	0-3	0-0	0	2	2	0	2	1	0	0	0	9
24	Jason Montgomery	g	1-6	0-3	0-0	0	1	1	0	2	0	1	1	0	13
Team						3	0	3							
Totals			26-67	7-30	7-9	12	22	34	13	66	10	9	1	8	200

FG % 1st Half: 14-33 42.4% 2nd half: 12-34 35.3% Game: 26-67 38.8% Deadball Rebounds 3
 3FG % 1st Half: 5-16 31.3% 2nd half: 2-14 14.3% Game: 7-30 23.3%
 FT % 1st Half: 0-0 0.0% 2nd half: 7-9 77.8% Game: 7-9 77.8%

Arkansas 69 • 7-4

#	Player	Total		3-Ptr	
---	--------	-------	--	-------	--