



# LOUISIANA TECH

27 NCAA Tournaments \* 13 Final Fours \* 8 National Title Games \* 3 National Titles (1981 AIAW, 1982 NCAA, 1988 NCAA)



## GAMEDAY INFORMATION

**DATE/TIME:** Thursday, Dec. 7 | 7:00 p.m. CT

**LOCATION:** Bud Walton Arena | Fayetteville, Ark.

**SERIES HISTORY:** LA Tech leads 3-1

**STREAK:** Arkansas, 1

**LAST MEETING:** March 16, 2023

**RESULT:** L, 69-47

**MEDIA:** SECNetwork+

**RADIO:** LA Tech Sports Network (97.7 FM) | La Tech Athletics App

**TALENT:** Kyle Roberts (PxP)

**LIVE STATS:** LaTechSports.comStats

## 2023-24 SCHEDULE

Overall: 2-6 | CUSA: 0-0 | H: 2-1 | A: 0-2 | N: 0-2

| NOVEMBER                 | MEDIA | W/L | TIME/SCORE |
|--------------------------|-------|-----|------------|
| 6 LSU-ALEXANDRIA         | ESPN+ | W   | 93-37      |
| 9 LOUISIANA CHRISTIAN    | ESPN+ | W   | 88-52      |
| 19 at #11 Texas          | LHN   | L   | 44-96      |
| 24 at Drake <sup>^</sup> | ESPN+ | L   | 66-77      |
| 25 Maine <sup>^</sup>    | ESPN+ | L   | 54-60      |
| 26 Richmond <sup>^</sup> | ESPN+ | L   | 56-83      |
| 29 ULM                   | ESPN+ | L   | 52-60      |

| DECEMBER                | MEDIA | W/L | TIME/SCORE |
|-------------------------|-------|-----|------------|
| 3 at Vanderbilt         | SECN+ | L   | 63-71      |
| 7 at Arkansas           | SECN+ |     | 7:00 p.m.  |
| 9 at Arkansas State     | ESPN+ |     | 12:00 p.m. |
| 14 SMU                  | ESPN+ |     | 6:00 p.m.  |
| 16 ALCORN STATE         | ESPN+ |     | 2:00 p.m.  |
| 18 CAL BAPTIST          | ESPN+ |     | 6:00 p.m.  |
| 21 at South Alabama     | ESPN+ |     | 1:00 p.m.  |
| 30 at Abilene Christian | ESPN+ |     | 1:00 p.m.  |

| JANUARY                 | MEDIA | W/L | TIME/SCORE |
|-------------------------|-------|-----|------------|
| 6 SAM HOUSTON*          | ESPN+ |     | 2:00 p.m.  |
| 10 MIDDLE TENNESSEE*    | ESPN+ |     | 6:00 p.m.  |
| 13 at Liberty*          | ESPN+ |     | 1:00 p.m.  |
| 20 JACKSONVILLE STATE*  | ESPN+ |     | 2:00 p.m.  |
| 25 at UTEP*             | ESPN+ |     | 8:00 p.m.  |
| 27 at New Mexico State* | ESPN+ |     | 1:00 p.m.  |

| FEBRUARY                  | MEDIA | W/L | TIME/SCORE |
|---------------------------|-------|-----|------------|
| 1 FIU*                    | ESPN+ |     | 6:00 p.m.  |
| 7 at Western Kentucky*    | ESPN+ |     | 6:30 p.m.  |
| 10 LIBERTY*               | ESPN+ |     | 2:00 p.m.  |
| 15 at Jacksonville State* | ESPN+ |     | 6:30 p.m.  |
| 17 at FIU*                | ESPN+ |     | 1:00 p.m.  |
| 22 UTEP*                  | ESPN+ |     | 6:00 p.m.  |
| 24 NEW MEXICO STATE*      | ESPN+ |     | 2:00 p.m.  |
| 28 WESTERN KENTUCKY*      | ESPN+ |     | 6:00 p.m.  |

| MARCH                   | MEDIA | W/L | TIME/SCORE |
|-------------------------|-------|-----|------------|
| 6 at Sam Houston*       | ESPN+ |     | 6:30 p.m.  |
| 9 at Middle Tennessee*  | ESPN+ |     | 9:30 a.m.  |
| 12-16 CUSA Tournament\$ |       |     | TBA        |

All home games CAPS | All times CST and subject to change  
<sup>^</sup> Drake Thanksgiving Invitational (Des Moines, Iowa)

\* CUSA game

\$ Conference USA Tournament | Huntsville, Ala. (Propst Arena)

## A LOUISIANA TECH WIN WOULD...

- Mark win No. 1,196 all-time.
- Move Tech to 4-1 all time against Arkansas.
- Mark win No. 408 on the road.
- Give Tech a win over an SEC opponent for the first time since Dec. 2, 2018 (Alabama, 79-62)

#LoveandServe

## GAME EIGHT



**LA TECH LADY TECHSTERS (26, 0-0 CUSA)**

**HEAD COACH:** Brooke Stoehr

**RECORD AT LA TECH:** 122-98 (8th year)

**CAREER RECORD:** 193-156 (12th year)

VS



**ARKANSAS RAZORBACKS (7-2, 0-0 SEC)**

**HEAD COACH:** Mike Neighbors

**RECORD AT ARKANSAS:** 127-79 (7th year)

**CAREER RECORD:** 225-120 (11th year)

## LA TECH STORYLINES

• Louisiana Tech dropped their matchup with Vanderbilt 71-63 on Sunday afternoon. **Anna Larr Roberson** finished with a season high 27 points and pulled down six rebounds.

• Tech continues a stretch of three road games in seven days with the trip to Arkansas. The Lady Techsters traveled to Vanderbilt on Dec. 3 and will head to Arkansas State on Dec. 9.

• **Silvia Nativi** earned All-Tournament team at the Vibrant Thanksgiving Classic, averaging 11.3 points, 4.6 rebounds, and three assists per game.

• **Anna Larr Roberson** moved into a tie for No. 29 all-time on the Lady Techsters scoring list, tying Racquel Spurlock with 1,346 points. She also surpassed 800 career rebounds against Vanderbilt on Dec. 3. She currently ranks No. 3 in career free throw percentage at 80.4.

• **Salma Bates** surpassed 700 career points. The senior guard scored 172 points at Tulane and 559 as a Lady Techster.

• With five more wins, the Lady Techsters will become the 5th program in NCAA history to reach 1,200 wins.

• The Lady Techsters posted their highest term team GPA on record with a 3.52. Ayan Angoi, Evie Goetz, Robyn Lee, and Silvia Nativi earned a 4.0 GPA for the fall term.

• Louisiana Tech returns four starters from a team that finished at 19-13 (12-8 CUSA) to give LA Tech back-to-back seasons of 19-plus wins for the first time since the 2009-10 and 2010-11 seasons.

• The postseason bid also gave LA Tech back-to-back WNIT appearances for the second time under Brooke Stoehr (2017, 2018).

• The Techsters return 10 letter-winners from last year's WNIT squad, including four starters, while adding TCU transfer Evie Goetz and two freshmen (Jianna Morris and Paris Guillory).

• LA Tech returns 95% of last season's blocks, 71% of their steals, 65% of their minutes, 63% of their assists, 61% of their rebounds, and 58% of their points.

• The Lady Techsters are looking to make postseason play for the third straight season for the first time since 2009-2011, 2009 (WNIT), 2010 (NCAA), and 2011 (NCAA).














• Roberson was named to the 2023 CUSA Preseason All-Conference. The Techsters were picked to finish fourth in the preseason coaches poll

• Including this season, Tech has opened the last eight seasons with at least two consecutive home games. The Lady Techsters are 14-2 in those matchups.

• LA Tech added two new staff members this off-season: Assistant Coach Tez Dumars and Director of Operations Kerry Callender.

• The Lady Techsters added four players during the early signing period, with forwards Averi Aaron (San Antonio, Texas/Boerne HS), Isla Airey (Victoria, Australia/Caulfield School), and Jordan Marshall (Little Rock, Ark./Little Rock Central) along with guard Paris Bradley (Dallas, Texas/Hebron HS).

# 2023-24 LADY TECHSTERS

|    |   |  |                    |                   |                   |                   |                    |                    |                    |  |
|----|---|--|--------------------|-------------------|-------------------|-------------------|--------------------|--------------------|--------------------|--|
| 0  |    | <b>EVIE GOETZ</b> • R-So. • G/F • 6-1 • Denton, Texas      | <b>PTS</b><br>3.1  | <b>REB</b><br>1.0 | <b>AST</b><br>0.6 | <b>STL</b><br>0.1 | <b>FG%</b><br>38.9 | <b>3FG</b><br>30.8 | <b>FT%</b><br>80.0 | <ul style="list-style-type: none"> <li>• Appeared in 13 games while making three starts in 2023 at TCU</li> <li>• Averaged 1.5 points and 0.8 rebounds per game</li> <li>• Finished the season shooting 100% from the free throw line</li> <li>• Career-highs in points (eight), rebounds (three) and blocks (one) against North Carolina</li> <li>• Four star recruit and ranked No. 115 overall player out of high school</li> </ul> |
| 1  |    | <b>AUTUMN SMITH</b> • Jr. • G • 5-7 • Arlington, Texas     | <b>PTS</b><br>4.3  | <b>REB</b><br>1.4 | <b>AST</b><br>1.1 | <b>STL</b><br>1.6 | <b>FG%</b><br>39.3 | <b>3FG</b><br>33.3 | <b>FT%</b><br>75.0 | <ul style="list-style-type: none"> <li>• Appeared in 24 career games in two seasons at LA Tech</li> <li>• Is 7-15 for her career (.467) with nine steals in 69 career minutes</li> <li>• CUSA Commissioner Honor and Academic Medalist</li> <li>• Named a Class 6A TGCA All-State, All-District and Academic All-District selection as a junior in High School</li> </ul>  |
| 3  |    | <b>ROBYN LEE</b> • Jr. • G • 5-8 • Moss Point, Miss.       | <b>PTS</b><br>8.4  | <b>REB</b><br>3.5 | <b>AST</b><br>1.4 | <b>STL</b><br>1.3 | <b>FG%</b><br>43.3 | <b>3FG</b><br>0    | <b>FT%</b><br>65.2 | <ul style="list-style-type: none"> <li>• Appeared in all 32 games, making 1 start in 2023</li> <li>• Shot 50% from the field and .704 from the line in 2023</li> <li>• Scored-high 20 points vs. UAB; double figures in eight games (22-23)</li> <li>• Nick-Named "Big Shot Rob"; hit the game-winner at Old Dominion</li> <li>• Has 83 career appearances with 11 starts in three seasons</li> </ul>                                  |
| 4  |    | <b>PARIS GUILLORY</b> • Fr. • G • 5-7 • Lake Charles, La.  | <b>PTS</b><br>5.8  | <b>REB</b><br>1.8 | <b>AST</b><br>0.0 | <b>STL</b><br>0.5 | <b>FG%</b><br>40.0 | <b>3FG</b><br>41.7 | <b>FT%</b><br>100  | <ul style="list-style-type: none"> <li>• Hit her first four shots as a Lady Techsters, all 3-pointers, finished with 16 points against Louisiana Christian</li> <li>• Averaged 18.6 points, 6.1 assists, and five steals per contest as a Senior</li> <li>• St. Louis Catholic HS all-time leading scorer with 2,285 points</li> <li>• Back-to-back state champion and LHSAA 3A State MVPs</li> </ul>                                  |
| 10 |    | <b>SALMA BATES</b> • Sr. • G • 5-7 • Kenner, La.           | <b>PTS</b><br>11.4 | <b>REB</b><br>3.4 | <b>AST</b><br>2.6 | <b>STL</b><br>2.3 | <b>FG%</b><br>35.0 | <b>3FG</b><br>31.6 | <b>FT%</b><br>77.3 | <ul style="list-style-type: none"> <li>• Started all 31 of 32 games at PG in 22-23; 65 games at LA Tech</li> <li>• Back-to-back seasons of 100+ assists</li> <li>• Set career high 18 points to open the season against LSU-A</li> <li>• Has had 3+ assists in 23 of 31 games this season; high of 6, twice</li> <li>• Nick-Named "Buzzer Beater Bates"; hit 5 buzzer-beaters (21-22)</li> </ul>                                       |
| 22 |    | <b>JIANNA MORRIS</b> • Fr. • G • 5-7 • Sherwood, Ark.      | <b>PTS</b><br>7.8  | <b>REB</b><br>2.9 | <b>AST</b><br>2.9 | <b>STL</b><br>0.6 | <b>FG%</b><br>26.8 | <b>3FG</b><br>24.0 | <b>FT%</b><br>78.8 | <ul style="list-style-type: none"> <li>• Four-time All-State performer</li> <li>• Averaged 22 points, 6.4 rebounds, and 1.6 steals per game as a senior</li> <li>• Sylvan Hills' all-time leading scorer</li> <li>• Named a McDonald's All-American nominee and the Ark. All-Star game MOP</li> </ul>  |
| 23 |   | <b>SILVIA NATIVI</b> • Jr. • G • 6-0 • Ferrara, Italy      | <b>PTS</b><br>7.9  | <b>REB</b><br>3.8 | <b>AST</b><br>3.6 | <b>STL</b><br>1.3 | <b>FG%</b><br>44.3 | <b>3FG</b><br>29.6 | <b>FT%</b><br>50.0 | <ul style="list-style-type: none"> <li>• First LA Tech player to ever come from Italy</li> <li>• Led Italy to 2019 18U Euro Championships gold medal</li> <li>• Set a career-high 17 points against Drake</li> <li>• Has had 3+ assists in 16 of 32 games last season</li> <li>• Set a career-high 8 assists against Louisiana Christian.</li> </ul>   |
| 24 |  | <b>AMAYA BRANNON</b> • Jr. • G • 5-11 • Plano, Texas       | <b>PTS</b><br>-    | <b>REB</b><br>-   | <b>AST</b><br>-   | <b>STL</b><br>-   | <b>FG%</b><br>-    | <b>3FG</b><br>-    | <b>FT%</b><br>-    | <ul style="list-style-type: none"> <li>• Appeared in 25 games making 21 starts; missed last 7 due to injury</li> <li>• Became 13th true freshman since 2000-01 to start season opener</li> <li>• Scored a career-high 18 points at ULM on Nov. 13, 2022</li> <li>• Registered first-career double-double with 15 points &amp; 10 rebounds against Charlotte; 10 rebounds are a new career-high</li> </ul>                              |
| 32 |  | <b>KATE THOMPSON</b> • Jr. • F • 6-2 • Denham Springs, La. | <b>PTS</b><br>2.1  | <b>REB</b><br>2.6 | <b>AST</b><br>0.0 | <b>STL</b><br>0.4 | <b>FG%</b><br>36.8 | <b>3FG</b><br>-    | <b>FT%</b><br>75.0 | <ul style="list-style-type: none"> <li>• Appeared in 21 games, missing 11 due to injury</li> <li>• 54 games and 13 starts in two seasons at LA Tech</li> <li>• Transferred to Tech from Wisconsin where she played in 24 games</li> <li>• Set a career-high with 14 points vs. McNeese State in 21-22</li> <li>• Shot 42.9% from the field, 42.9% from three, 84.8% from FT line</li> </ul>  |
| 33 |  | <b>MACKENZIE WURM</b> • Jr. • F • 6-4 • Allen, Texas       | <b>PTS</b><br>2.6  | <b>REB</b><br>2.8 | <b>AST</b><br>0.6 | <b>STL</b><br>0.6 | <b>FG%</b><br>35.7 | <b>3FG</b><br>0    | <b>FT%</b><br>25.0 | <ul style="list-style-type: none"> <li>• Appeared 31 games making 10 starts in 22-23</li> <li>• Earned first-career double-double vs McNeese (12 pts, 12 rebs)</li> <li>• Scored a season-high 11 points at North Texas (22-23)</li> <li>• Had a career-high 5 blocks at UAB; 3+ blocks in 7 separate games</li> <li>• Made first-career start at UTSA; Third in CUSA with 45 blocks</li> </ul>  |
| 34 |  | <b>AYEN ANGOI</b> • So. • F • 6-0 • Dallas, Texas          | <b>PTS</b><br>1.6  | <b>REB</b><br>3.0 | <b>AST</b><br>0.3 | <b>STL</b><br>0.6 | <b>FG%</b><br>54.5 | <b>3FG</b><br>0    | <b>FT%</b><br>20.0 | <ul style="list-style-type: none"> <li>• Saw her first collegiate action against Central Baptist scoring four points and registering three rebounds eight minutes of action</li> <li>• Has scored in each of her first four collegiate appearances</li> <li>• Led program to state semifinals during senior season</li> <li>• Named the North Regional Tournament MVP &amp; First-Team All-State her senior season</li> </ul>          |
| 44 |  | <b>ANNA LARR ROBERSON</b> • Sr. • F • 6-3 • Ruston, La.    | <b>PTS</b><br>12.5 | <b>REB</b><br>5.6 | <b>AST</b><br>0.4 | <b>STL</b><br>0.8 | <b>FG%</b><br>55.8 | <b>3FG</b><br>50.0 | <b>FT%</b><br>68.8 | <ul style="list-style-type: none"> <li>• Named 2023-24 Preseason All-CUSA</li> <li>• Named All-Conference USA Second Team for 2023</li> <li>• Has 20 career double-doubles; surpassed 700 career rebounds</li> <li>• Career-high 44 points vs Rice in '22; 5th most in program history</li> <li>• No. 30 on all-time scoring list with 1,307 points</li> </ul>   |
| 45 |  | <b>ANJA BUKVIC</b> • So. • G • 5-10 • Belgrade, Serbia     | <b>PTS</b><br>1.4  | <b>REB</b><br>0.4 | <b>AST</b><br>0.8 | <b>STL</b><br>0.2 | <b>FG%</b><br>40.0 | <b>3FG</b><br>40.0 | <b>FT%</b><br>50.0 | <ul style="list-style-type: none"> <li>• Scored five points with an assist in her first collegiate game vs. CBC</li> <li>• First ever player to come from Serbia</li> <li>• Led Partizan team to a gold medal in the U16 League of Serbia</li> <li>• Averaged 12 points, 6 rebounds and 4.5 assists</li> <li>• Led Serbia to the U20 2022 Eurp Championship Quarterfinals</li> </ul>   |

# Lady Techsters **BY THE NUMBERS** est. 1974

**1,195**

**PROGRAM WINS** NO. 5 ALL-TIME

**37**

**CONFERENCE CHAMPIONSHIPS** 21 SEASON, 16 TOURNAMENT

**27**

**NCAA TOURNAMENT APPEARANCES**

**21**

**WNBA PLAYERS**

**19**

**CONFERENCE PLAYERS OF THE YEAR**

**17**

**30-PLUS WIN SEASONS**

**16**

**KODAK ALL-AMERICANS**

**8**

**NATIONAL TITLE GAMES** 79, 81, 82, 83, 87, 88, 94, 98

**8**

**WOMEN'S BASKETBALL HALL OF FAMERS**

**4**

**OLYMPIANS** MULKEY, LAWRENCE, WEATHERSPOON, LACY

**3**

**NATIONAL CHAMPIONSHIPS** 81, 82, 88

**3**

**WADE TROPHY WINNERS** KELLY, LAWRENCE, WEATHERSPOON

**3**

**NAISMITH BASKETBALL HALL OF FAMERS** BARMORE, WEATHERSPOON, MULKEY

**2**

**WNBA ROOKIES OF THE YEAR** LENNOX - 2000, FORD - 2003

## NUMERICAL ROSTER

| #  | Name               | Pos. | Ht   | Cl/Exp.  | Hometown / Previous School                          |
|----|--------------------|------|------|----------|---|
| 0  | Evie Goetz         | G/F  | 6-1  | R-So./TR | Denton, Texas / Guyer HS / TCU                      |
| 1  | Autumn Smith       | G    | 5-6  | Jr./2L   | Arlington, Texas / Martin HS                        |
| 3  | Robyn Lee          | G    | 5-8  | Jr./3L   | Moss Point, Miss. / Moss Point HS                   |
| 4  | Paris Guillory     | G    | 5-7  | Fr./HS   | Lake Charles, La. / St. Louis Catholic              |
| 10 | Salma Bates        | G    | 5-7  | Sr./4L   | Kenner, La. / John Curtis HS / Tulane               |
| 22 | Jianna Morris      | G    | 5-7  | Fr./HS   | Sherwood, Ark. / Sylvan Hills HS                    |
| 23 | Silvia Nativi      | G    | 6-0  | Jr./2L   | Ferrara, Italy / Benedetto Varchi                   |
| 23 | Amaya Brannon      | G    | 5-11 | Jr./2L   | Plano, Texas / Plano Senior HS                      |
| 32 | Kate Thompson      | F    | 6-2  | Jr./3L   | Denham Springs, La. / Denham Springs HS / Wisconsin |
| 33 | Mackenzie Wurm     | F    | 6-4  | Jr./2L   | Allen, Texas / Allen HS                             |
| 34 | Aeyn Angoi         | F    | 6-0  | So./1L   | Dallas, Texas / Bishop Lynch HS                     |
| 44 | Anna Larr Roberson | F    | 6-3  | Sr./2L   | Ruston, La. / Cedar Creek                           |
| 45 | Anja Bukvic        | G    | 5-10 | So./1L   | Belgrade, Serbia / V Economic School                |

## COACHING & SUPPORT STAFF

| Title                         | Name               | Experience | Alma Mater                |
|-------------------------------|--------------------|------------|---------------------------|
| Head Coach                    | Brooke Stoehr      | 8th Year   | LA Tech, '02              |
| Associate Head Coach          | Nitra Perry        | 2nd Year   | Mississippi State, '00    |
| Assistant Coach               | Tez Dumars         | 1st Year   | West Texas A&M, '15       |
| Assistant Coach               | Scott Stoehr       | 8th Year   | Nebraska-Wesleyan, '97    |
| Director of Operations        | Kerry Callender    | 1st Year   | Texas, '20                |
| Asso. Director Communications | Kevin Albarez      | 1st Year   | LSU, '11                  |
| Athletic Trainer              | Stephanie Smart    | 1st Year   | LA Tech, '16              |
| Sports Performance            | Bernadette Forbush | 2nd Year   | Augustana University, '21 |
| Academics Counselor           | Shyandrea Glass    | 1st Year   |                           |
| Administrative Assistant      | Michelle Taylor    | 2nd Year   |                           |
| Graduate Manager              | Braylen Parker     | 1st Year   | West Texas A&M, '23       |
| Head Manager                  | Parker Brown       | 3rd Year   |                           |



**Brooke Stoehr**  
Head Coach



**Nitra Perry**  
Associate Head Coach



**Tez Dumars**  
Assistant Coach



**Scott Stoehr**  
Assistant Coach



**Kerry Callender**  
Director of Operations



**Braylen Dollar**  
Graduate Manager



**Parker Brown**  
Head Manager



**Kevin Albarez**  
Associate Director  
Communications



**Stephanie Smart**  
Athletic Trainer



**Bernadette Forbush**  
Sports Performance



**Shyandrea Glass**  
Academics Counselor



**Michelle Taylor**  
Administrative Assistant

## BY LOCATION

### Louisiana (4)

Salma Bates  
Paris Guillory  
Anna Larr Roberson  
Kate Thompson

### Mississippi (1)

Robyn Lee

### Texas (6)

Ayen Angoi  
Amaya Brannon  
Evie Goetz  
Jianna Morris  
Autumn Smith  
Mackenzie Wurm

### International (2)

Silvia Nativi (Italy)  
Anja Bukvic (Serbia)

## BY CLASS

### Freshman (2)

Paris Guillory  
Jianna Morris

### Sophomores (3)

Ayen Angoi  
Anja Bukvic  
Evie Goetz

### Juniors (6)

Amaya Brannon  
Robyn Lee  
Silvia Nativi  
Autumn Smith  
Kate Thompson  
Mackenzie Wurm

### Seniors (2)

Salma Bates  
Anna Larr Roberson

## BY NAME

#0 Evie Goetz - **EH-vee Gets**  
#22 Jianna Morris - **Gee-Ah-Nah**  
#23 Silvia Nativi - **Nuh-TEE-vee**  
#33 Mackenzie Wurm - **WORM**  
#34 Ayen Angoi - **uh-yen un-Wee**  
#44 Anna Larr Roberson - **Rah-berson**  
#45 Anja Bukvic - **on-yuh Boo-K-witch**

## HEAD COACH BROOKE STOEHR

Brooke Stoehr knows the storied tradition of Lady Techster basketball.

During her four years in Ruston, she was a big part of that history as a player under legendary Hall of Fame head coach Leon Barmore.

This fact, combined with her established track record of winning on the hardwood as a head coach, led Louisiana Tech Athletics Director Tommy McClelland to name Stoehr the seventh head coach in Lady Techster basketball history in April 2016.

Stoehr returned to her alma mater after four tremendously successful years at Northwestern State, where she guided the Lady Demons to three postseason tournaments, including a pair of NCAA Tournament appearances.



"I have a deep passion for this program and have a personal investment in it from my time here as a student-athlete," said Stoehr. "I take great pride and responsibility in leading this group of young women and helping move the Lady Techster program forward."

Stoehr surpassed the 150-win milestone with a road win at UAB during the 2020-21 season and topped 100 wins at Tech in a C-USA tournament semifinal win over UAB in March of 2022. Stoehr now sits third all-time in program wins behind Leon Barmore and Sonja Hogg after the 2022-23 season with an overall record of 191-150, including a 120-91 mark in Ruston.

"Brooke was the last point guard I ever coached at Louisiana Tech," Barmore said. "When things were tough and the game was on the line, I wanted Brooke to have the ball. To be honest with you, I'm glad she has the ball now. I love her, and I'm glad she is in charge of this program."

Coach Stoehr has led the Lady Techster program to four postseason berths during her tenure, including back-to-back WNIT selections following her first two seasons (2016-17, 2017-18) and last two seasons (2021-22, 2022-23) in Ruston, including an automatic selection after winning the 2022 Conference West Division title.

Her most recent postseason selection followed a 19-12 campaign during the 2022-23 season, which produced back-to-back 19-plus win seasons for the first time in the program since 2010 and 2011. Her 12-8 conference record also produced back-to-back double-digit conference wins since her first two seasons in Ruston and tied the most C-USA wins since 2016-17.

During the 2021-22 season, Stoehr led the Techsters to a 21-12 record on their way to winning the Conference USA West Division crown and earning an automatic birth in the WNIT. The Techsters also reached the C-USA finals for the first time since joining the conference after beating UAB and completing an 11-point fourth-quarter comeback over Middle Tennessee in the tournament semifinals.

Stoehr led the Lady Techsters to a 14-10 record in 2020-21, including an overtime win on the road at Marshall to open up Conference USA play and a first-round win over the Thundering Herd in the Conference USA tournament.

She has also seen some impressive wins in the past few years, including wins over P5 programs in Alabama and Ole Miss. Other remarkable wins include a road win over a 14-1 UAB in 2018-19, as well as a victory over the Blazers in the first round of the 2020 C-USA Tournament (first time a 12 seed had defeated a 5 seed in the event).

Stoehr recorded back-to-back winning seasons during her first two years at the helm. After being picked to finish 12th in the 14-team Conference USA in the preseason coaches' poll prior to 2016-17, Stoehr led the Lady Techsters to 18 wins, a fourth-place finish in the regular season standings, and the program's first national postseason berth since 2011 during her first year.

LA Tech won seven straight C-USA regular season games down the stretch, advanced to the semifinals of the league tournament before falling to tournament champion WKU, and then took SMU to overtime in Dallas in the first round of the WNIT.

She followed that up with a 19-12 record in 2017-18, a third-place finish in the C-USA regular season, and a second straight berth in the WNIT. It marked the most wins and the highest league finish since 2011-12.

The Techsters posted a win over Big Ten foe Penn State, its first over a P5 program since 2011-12. LA Tech also recorded a road win over eventual C-USA regular season champion UAB and snapped the Rice Owl's program-record 15-game winning streak.

During her six seasons at Tech, Stoehr has recruited and developed All-Conference players such as the 2022 Conference USA Preseason Player of the Year, Keiunna Walker, who graduated as the No. 6 scorer in program history. Walker was also a two-time First Team All-Conference USA selection, Conference USA All-Defensive selection, Second Team All-Conference USA selection, and was named to the 2022 Conference USA All-Tournament team. Stoehr also has coached and developed local product Anna Larr Roberson to a two-time Second Team All-Conference USA honoree and Conference USA All-Tournament and Preseason selection. During the 2022-23 season, Roberson surpassed 700 career rebounds, sits as the No. 34 all-time scorer in program history, and produced 20 double-doubles.

Coach Stoehr also coached three-time All-Conference USA member Kierra Anthony and First Team All-CUSA selection Alexius Malone.

Off the court, the Lady Techsters have been very involved in the local community, volunteering countless hours of community service with several organizations, including DART, Buddy Ball, The Big Event, Special Olympics, and visiting several local elementary schools.

The Lady Techsters continued to make strides in the classroom as well. Over the past six years, 41 players were named to the Conference USA Commissioner's Honor Roll, including a record-high eight Lady Techsters during the 2021-22 season. Taylor Stahly became the first Techster since joining the league in 2013 to earn a spot on the women's basketball All-Academic Team, recording the honor in back-to-back seasons. Stahly, Ashley Santos, Lotte Sant, Amaya Brannon, Robyn Lee, Silvia Nativi, Autumn Smith, and Mackenzie Wurm earned the C-USA Commissioners Academic Medal. Sant, Lee, and Nativi were all selected to the 2023 CSC Academic All-District team, and Nativi was also named Conference USA All-Academic in 2023. The Techsters have also achieved a perfect single-season APR score in two of their last three seasons.

Stahly, who finished her academic career with a perfect 4.0 grade point average, was also named a Google Cloud Academic All-American in 2018-19, just the 16th recipient of the highest academic honor in Louisiana Tech Athletics history.

"Brooke needs no introduction to Louisiana Tech University," said Baylor head coach Kim Mulkey. "She is Lady Techster basketball! Her history

## HEAD COACH BROOKE STOEHR

with the program speaks volumes. She was loved as a Lady Techster player and will be loved as the head coach."

Prior to Louisiana Tech, Stoehr inherited a Northwestern State women's basketball program that had won a total of six games the previous season. In four seasons, NSU compiled a record of 71-58 as the Lady Demons won back-to-back Southland Conference Tournament championships in 2014 and 2015. Those victories produced the first consecutive NCAA Tournament appearances in program history.

In her last season in Natchitoches, Northwestern State earned an appearance in the Women's Basketball Invitational, extending its run of national postseason appearances to three.

On the court, Stoehr developed four-year starting point guard Janelle Perez from a player who had no other Division I scholarship offers into a 1,000-point career scorer, the 2012-13 Southland Conference Freshman of the Year, and a 2014-15 first-team All-Southland Conference selection.

During Stoehr's tenure in Natchitoches, she has also guided Keisha Lee on a path that led the shooting guard to become the 25th player in program history to score 1,000 points and Trudy Armstead to becoming just the seventh player in school history to record at least 1,000 career points and grab at least 700 career rebounds. Armstead also earned 2014 Southland Conference Tournament Most Valuable Player honors before signing to play in Romania.

The maturation of shooting guard Beatrice Attura into the Southland Conference Tournament Most Valuable Player only served to underscore further Stoehr's ability to develop quality guard play, something that marked her playing career at Louisiana Tech.

Stoehr demands just as much or more from her players off the court, and the numbers prove it. In the classroom, Northwestern State finished with the nation's 16th-best cumulative GPA (3.461) in the 2014-15 season and had the fifth-highest among NCAA Tournament teams that season. The team GPA for the Fall 2015 semester was 3.48, trending NSU toward another high ranking nationally when the 2015-16 review is released this summer by the Women's Basketball Coaches Association.

Each player who completed her athletic eligibility during the Stoehrs' tenure earned their degree.

In addition to her time at Northwestern State, Stoehr spent time as an assistant coach at Texas Tech (2009-12), Southern Mississippi (2008-09), LA Tech (2005-08) and UALR (2003-05).

Stoehr played for the Lady Techsters from 1998 through 2002 and helped guide the program to four NCAA Tournament appearances, two Elite Eights, and one Final Four. She ended her LA Tech career as the NCAA's all-time leader in free throw percentage.

Brooke and husband Scott have a 13-year-old daughter, Aubrey, and a 11-year-old son, Cooper.

| Year          | School             | Record         | Conference    | Finish   | Postseason      |
|---------------|--------------------|----------------|---------------|----------|-----------------|
| 2012-13       | NORTHWESTERN STATE | 12-18          | 7-11          | 8th      | None            |
| 2013-14       | NORTHWESTERN STATE | 21-13          | 11-7          | 4th*     | NCAA, L, 1st Rd |
| 2014-15       | NORTHWESTERN STATE | 19-15          | 10-8          | 5th*     | NCAA, L, 1st Rd |
| 2015-16       | NORTHWESTERN STATE | 19-12          | 13-5          | 2nd      | WBI, L, 1st Rd  |
| 2016-17       | LA TECH            | 18-14          | 12-6          | 4th      | WNIT, L, 1st Rd |
| 2017-18       | LA TECH            | 19-12          | 10-6          | 3rd      | WNIT, L, 1st Rd |
| 2018-19       | LA TECH            | 14-16          | 6-10          | 10th     | None            |
| 2019-20       | LA TECH            | 15-15          | 6-12          | 12th     | #               |
| 2020-21       | LA TECH            | 14-10          | 8-8           | 4th/West | None            |
| 2021-22       | LA TECH            | 21-12          | 11-7          | 1st/West | WNIT, L, 1st Rd |
| 2022-23       | LA TECH            | 19-13          | 12-8          | T-4th    | WNIT, L, 1st Rd |
| 2023-24       | LA TECH            | 2-6            | 0-0           |          |                 |
| <b>Totals</b> |                    | <b>193-156</b> | <b>106-88</b> |          |                 |

\*, Won the Southland Conference Tournament

#, CUSA Tournament canceled due to Covid-19



## MATCHUP BY THE NUMBERS



AT



|                 |            |                 |
|-----------------|------------|-----------------|
| <b>2-6, 0-0</b> | RECORD     | <b>7-2, 0-0</b> |
| <b>64.5</b>     | PG         | <b>73.7</b>     |
| <b>67.0</b>     | PGA        | <b>66.7</b>     |
| <b>41.0</b>     | FG%        | <b>37.6</b>     |
| <b>30.4</b>     | 3FG%       | <b>30.2</b>     |
| <b>69.7</b>     | FT%        | <b>72.3</b>     |
| <b>42.3</b>     | DFG%       | <b>37.6</b>     |
| <b>32.3</b>     | D3FG%      | <b>29.7</b>     |
| <b>-1.0</b>     | REB MARGIN | <b>-1.2</b>     |
| <b>13.8</b>     | APG        | <b>10.9</b>     |
| <b>17.1</b>     | TOPG       | <b>13.1</b>     |
| <b>9.6</b>      | SPG        | <b>6.8</b>      |
| <b>2.5</b>      | BPG        | <b>6.1</b>      |
| <b>LLLLL</b>    | LAST 5     | <b>WWLWL</b>    |

## THE OPPONENT

Arkansas is a member of the SEC out of Fayetteville, Ark. The Razorbacks are currently 7-2 overall and recieved votes in the latest AP poll.

Arkansas is led by Mike Neighbors in his seventh season with the program. Neighbors is currently four all-time in Razorback history with 127 wins.

The Razorbacks won six straight to open the season before falling to Marquette 74-58. Arkansas split the next two games against ranked opponents, beatling No. 15 Florida State 71-58 and fell to No. 2 UCLA 81-66.

Against UCLA, Arkansas had four players score in double figures. Taliah Scott led the way with 23 points followed by Maryam Dauda at 14, Saylor Poffenbarger with 12, and Makayla Daniels with 10.

Arkansas were picked to finish sixth (out of 14) in the SEC. The Razorbacks return eight players from last season's 23-14 team that finished the season in the WNIT Great 8.

Scott, a freshman guard, leads Arkansas with 23.2 points per game. Scott has six games with 20+ points, including a season high 34 against Arkansas State. She has scored 20 or more in three straight contest.

Daniels, Poffenbarger, and Spence all average in double figures for the Razorbacks. Daniels is at 11 ppg, 4.7 rpg, and 2.7 apg. Poffenbarger adds 10.8 points and a team high 12 rebounds per game. Spence has a team best 3.3 assist per game and contributes 10.7 points and 3.4 rebounds per contest.

### Statistical Leaders

|                     |          |          |         |         |         |
|---------------------|----------|----------|---------|---------|---------|
| Taliah Scott        | 23.2 ppg | 3.9 rpg  | 1.2 apg |         |         |
| Makayla Daniels     | 11.0 ppg | 4.7 rpg  | 2.7 apg | 1.7 spg |         |
| Saylor Poffenbarger | 10.8 ppg | 12.0 rpg | 1.7 apg | 1.4 spg | 1.6 bpg |
| Samara Spence       | 10.7 ppg | 3.4 rpg  | 3.3 apg | 1.2 spg |         |
| Maryam Dauda        | 8.1 ppg  | 6.9 rpg  | 1.0 apg | 0.7 spg | 1.4 bpg |

## SERIES RECORDS

**ALL-TIME:** Tech leads 3-1

**in RUSTON:** 2-0

**in FAYETTEVILLE:** 1-1

**at NEUTRAL SITE:** 0-0

**LAST METING:** March 16, 2023

**RESULT:** L, 69-47

## SERIES STORYLINES

• Thursday's matchup will be the fifth all-time meeting between LA Tech and Arkansas.

• LA Tech and Arkansas met last season in the WNIT with the Razorbacks picking up their first win of the series 69-47 in Fayetteville.

• The only other time the two teams met in Fayetteville was in n the 1983 season opener in Fayetteville, Ark. with Tech winning 75-52.

• The only other two meetings both took place in Ruston with Tech winning 82-28 in 1978, and again winning 74-34 in 1982.

• Tech and Arkansas share three common opponents in the 2023-24 season in ULM, Vanderbilt, and Arkansas State.

• Arkansas beat ULM 81-76 to open the season while LA Tech fell to the Warhawks 60-52 on Nov. 29.

• The Lady Techsters lost to Vanderbilt 71-63 on Sunday and Arkansas is set to play the Commodores on Feb. 25.

• Arkansas beat Arkansas State 82-67 on Nov. 17 and Tech is set to play the Red Wolves on Saturday.

## SERIES GAME-BY-GAME

|         |            |   |
|---------|------------|---|
| 1978-79 | Tech 82-28 | H |
| 1982-83 | Tech 74-34 | H |
| 1983-84 | Tech 75-52 | A |
| 2022-23 | ARK 69-47  | A |

## QUICK FACTS

### UNIVERSITY

Location ..... Ruston, Louisiana  
 Founded ..... 1894  
 Enrollment ..... 11,038 (as of Fall 2022)  
 Nickname ..... Lady Techsters  
 School Colors ..... Red and Blue  
 Conference ..... CUSA  
 President ..... Dr. Les Guice  
 Athletic Director ..... Dr. Eric A. Wood  
 SWA ..... Mary Kay Hungate  
 Faculty Athletic Rep ..... Dr. Donna Thomas  
 Athletics Website ..... LATechSports.com  
 Basketball Office Phone ..... (318) 257-5515  
 Ticket Office Phone ..... (318) 257-3631

### TEAM

2023-24 Record ..... 2-6  
 2023-24 CUSA Record ..... 0-0  
 2022-23 Record ..... 19-13  
 2022-23 CUSA Record ..... 12-8 (T-4th)  
 Letterwinners R/L ..... 10/3  
 Starters R/L ..... 4/1  
 Newcomers ..... 3

### HISTORY

All-Time Record ..... 1,195-393  
 First Year of Basketball ..... 1974 (49 seasons)  
 Post Season Tournament Appearances ..... 35  
 27 NCAA, 3 AIAW, 5 WNIT  
 National Titles ..... 3 (2 NCAA, 1 AIAW)  
 Last NCAA Appearance ..... 2011  
 1st Round vs. Rutgers  
 Last Postseason Appearance ..... 2023  
 WNIT 1st Round vs. Arkansas  
 Conference Championships ..... 37  
 21 Regular Season, 17 Tournament  
 Last Conference Tournament Title ..... 2010 (WAC)  
 Last Regular Season Conference Title ..... 2022  
 CUSA West Division  
 All-Time CUSA Record ..... 89-85 (10 seasons)  
 CUSA Tournament Record ..... 8-9  
 CUSA Regular Season Championships ..... 1 (West Division)  
 Facility ..... Thomas Assembly Center  
 Facility Seasons ..... 1982 (41 seasons)  
 Facility All-Time Record ..... 515-102  
 Facility CUSA Record ..... 51-36 (10 seasons)

### COMMUNICATIONS

Asso. Director Communications ..... Kevin Albarez  
 Cell Phone ..... (225) 573 -3538  
 Office Phone ..... (318) 257-5071  
 Email ..... kalvarez@latech.edu  
 Mailing Address ..... PO Box 3046, Ruston, LA 71272

### RADIO

Network ..... LA Tech Sports Network  
 General Manager ..... Brad Pietz  
 Office Phone ..... (318) 257-5331  
 Play-by-play ..... Kyle Roberts

## WE ARE LOUISIANA TECH

We are excited you are covering Louisiana Tech Women's Basketball this season. In doing so, we ask that you please refer to us by our correct name and abbreviation.

Thanks and go Lady Techsters!

**CORRECT >>** Louisiana Tech, LA Tech, Lady Techsters or Techsters

**INCORRECT >>** LT, LTU, La Tech, La. Tech, Bulldogs or 'Dogs

## CUSA PRESEASON

### COACHES POLL (1ST PLACE VOTES)

1. Middle Tennessee (9)
- T2. Liberty
- T2. WKU
- 4. LA Tech**
5. UTEP
6. New Mexico State
7. FIU
8. Jacksonville State
9. Sam Houston

### ALL-CONFERENCE

Tanajah Hayes, FIU  
 Kaliah Henderson, FIU  
 Emma Hess, Liberty  
**Anna Larr Roberson, LA Tech**  
 Jalynn Gregory, MTSU  
 \*Savannah Wheeler, MTSU  
 Courtney Whitson, MTSU  
 Molly Kaiser, NM State  
 Jane Asinde, UTEP  
 Acacia Hayes, WKU  
 Alexis Mead, WKU  
 \*Preseason Player of the Year

## LA TECH vs CUSA

| All Time           | 81-51 |
|--------------------|-------|
| WKU                | 28-25 |
| FIU                | 17-1  |
| UTEP               | 16-11 |
| New Mexico State   | 10-4  |
| Middle Tennessee   | 7-10  |
| Sam Houston        | 3-0   |
| Jacksonville State | 0-0   |
| Liberty            | 0-0   |

## CUSA CHAMPIONSHIPS



#ROCKETCITYHOOPS

March 12-16, 2023  
 Huntsville, Ala. | Propst Arena

## CONFERENCE USA STANDINGS

REGULAR SEASON STANDING (as of 12/4)

| SCHOOL         | CONF.      | CPCT.       | OVERALL    | PCT.        |
|----------------|------------|-------------|------------|-------------|
| MTSU           | 0-0        | .000        | 6-3        | .667        |
| Sam Houston    | 0-0        | .000        | 4-2        | .667        |
| WKU            | 0-0        | .000        | 6-4        | .600        |
| NM State       | 0-0        | .000        | 4-3        | .571        |
| FIU            | 0-0        | .000        | 5-4        | .556        |
| UTEP           | 0-0        | .000        | 4-5        | .444        |
| Jax State      | 0-0        | .000        | 3-5        | .375        |
| Liberty        | 0-0        | .000        | 3-6        | .333        |
| <b>LA Tech</b> | <b>0-0</b> | <b>.000</b> | <b>2-6</b> | <b>.250</b> |

## LADY TECHSTERS RECORD WHEN...

|                                    |     |
|------------------------------------|-----|
| At Home .....                      | 2-1 |
| On the Road .....                  | 0-3 |
| At Neutral Site.....               | 0-2 |
| Leading End of 1st Qtr .....       | 2-1 |
| Trailing End of 1st Qtr .....      | 0-5 |
| Tied End of 1st Qtr .....          | 0-0 |
| Leading At Half.....               | 2-1 |
| Trailing At Half .....             | 0-5 |
| Tied At Half .....                 | 0-0 |
| Leading End of 3rd Qtr .....       | 2-0 |
| Trailing End of 3rd Qtr .....      | 0-6 |
| Tied end of 3rd Qtr .....          | 0-0 |
| In Overtime.....                   | 0-0 |
| Tech Scores Less Than 60.....      | 0-4 |
| 60-69 .....                        | 0-2 |
| 70-79 .....                        | 0-0 |
| 80-89 .....                        | 1-0 |
| 90-99 .....                        | 1-0 |
| 100+ .....                         | 0-0 |
| Opponent Scores Less Than 60 ..... | 2-0 |
| 60-69 .....                        | 0-2 |
| 70-79 .....                        | 0-2 |
| 80-89 .....                        | 0-1 |
| 90-99 .....                        | 0-1 |
| 100+ .....                         | 0-0 |
| Margin is 21 or more .....         | 2-2 |
| 16-20 .....                        | 0-0 |
| 10-15 .....                        | 0-1 |
| 6-9 .....                          | 0-3 |
| 3-5 .....                          | 0-0 |
| 2 .....                            | 0-0 |
| 1 .....                            | 0-0 |
| Outrebounds Opponent.....          | 2-0 |
| Opponent outrebounds Tech .....    | 0-5 |
| Rebounds are even .....            | 0-1 |
| Commits 15 or more turnovers ..... | 1-4 |
| Less than 15.....                  | 1-2 |
| Forces 15 or more turnovers .....  | 2-3 |
| Less than 15.....                  | 0-3 |

|   |     |
|---|-----|
| Shoots .500 or better.....                  | 1-0 |
| .400-.499 .....                             | 1-2 |
| .300-.399 .....                             | 0-4 |
| Less than .300 .....                        | 0-0 |
| Opponents shoot .500 or better .....        | 0-3 |
| .400-.499 .....                             | 0-2 |
| .300-.399 .....                             | 0-1 |
| Less than .300 .....                        | 2-0 |
| Attempts 20 or more 3-pt. FG.....           | 2-1 |
| 10-19 .....                                 | 0-5 |
| Less than 10.....                           | 0-0 |
| Opponent attempts 20 or more 3-pt. FG ..... | 0-4 |
| 10-19 .....                                 | 2-2 |
| Less than 10.....                           | 0-0 |
| Shoots more FT than opponents.....          | 1-1 |
| Less than opponents.....                    | 1-4 |
| Same .....                                  | 0-1 |
| More assists than opponents.....            | 2-0 |
| Fewer.....                                  | 0-5 |
| Same .....                                  | 0-1 |
| More Steals than opponents .....            | 2-2 |
| Fewer.....                                  | 0-4 |
| Same .....                                  | 0-0 |
| In White Uniforms .....                     | 2-2 |
| Blue Uniforms .....                         | 0-2 |
| Red Uniforms .....                          | 0-2 |
| Pink Uniforms.....                          | 0-0 |
| Record on Monday.....                       | 1-0 |
| Tuesday .....                               | 0-0 |
| Wednesday .....                             | 0-1 |
| Thursday .....                              | 1-0 |
| Friday .....                                | 0-1 |
| Saturday.....                               | 0-1 |
| Sunday.....                                 | 0-3 |
| Record in November .....                    | 2-5 |
| December.....                               | 0-1 |
| January .....                               | 0-0 |
| February.....                               | 0-0 |
| March .....                                 | 0-0 |

# HIGH/LOW ANALYSIS

## LA TECH HIGHS

|               |      |                      |
|---------------|------|----------------------|
| POINTS        | 93   | vs. LSU-A (11/6)     |
|               | 88   | vs. LCU (11/9)       |
| FGs MADE      | 34   | vs. LSU-A (11/6)     |
|               | 33   | vs. LCU (11/9)       |
| FG ATTEMPTS   | 71   | vs. LCU (11/9)       |
|               | 65   | vs. Richmond (11/26) |
| FG%           | 53.1 | vs. LSU-A (11/6)     |
|               | 46.5 | vs. LCU (11/9)       |
| 3-PT FGs MADE | 12   | vs. LCU (11/9)       |
|               | 10   | vs. LSU-A (11/6)     |
| 3-PT FG ATT.  | 32   | vs. LSU-A (11/6)     |
|               | 29   | vs. LCU (11/9)       |
|               | 29   | vs. Richmond (11/26) |
| 3-PT FG%      | 41.4 | vs. LCU (11/9)       |
|               | 40   | at #11 Texas (11/19) |
| FTs MADE      | 16   | vs. ULM (11/29)      |
|               | 15   | vs. LSU-A (11/6)     |
| FT ATTEMPTS   | 23   | vs. LSU-A (11/6)     |
|               | 22   | vs. ULM (11/29)      |
| FT%           | 85.7 | at #11 Texas (11/19) |
|               | 78.6 | at Vanderbilt (12/3) |
| REBOUNDS      | 49   | vs. LCU (11/9)       |
|               | 43   | vs. LSU-A (11/6)     |
| ASSISTS       | 21   | vs. LSU-A (11/6)     |
|               | 21   | vs. LCU (11/9)       |
| STEALS        | 17   | vs. LSU-A (11/6)     |
|               | 14   | vs. LCU (11/9)       |
| BLOCKS        | 5    | vs. ULM (11/29)      |
|               | 4    | at Vanderbilt (12/3) |
| TURNOVERS     | 29   | at #11 Texas (11/19) |
|               | 24   | at Vanderbilt (12/3) |
| FOULS         | 22   | vs. LCU (11/9)       |
|               | 22   | vs. ULM (11/29)      |

## LA TECH LOWS

|               |      |                      |
|---------------|------|----------------------|
| POINTS        | 44   | at #11 Texas (11/19) |
|               | 52   | vs. ULM (11/29)      |
| FGs MADE      | 16   | at #11 Texas (11/19) |
|               | 17   | vs. ULM (11/29)      |
| FG ATTEMPTS   | 48   | at #11 Texas (11/19) |
|               | 51   | vs. Maine (11/25)    |
| FG%           | 32.3 | vs. Richmond (11/26) |
|               | 32.7 | vs. ULM (11/29)      |
| 3-PT FGs MADE | 2    | vs. ULMA (11/29)     |
|               | 4    | vs. Maine (11/25)    |
|               | 4    | at Vanderbilt (12/3) |
| 3-PT FG ATT.  | 15   | at #11 Texas (11/19) |
|               | 15   | vs. ULM (11/29)      |
| 3-PT FG%      | 13.3 | vs. ULM (11/29)      |
|               | 25   | vs. Maine (11/25)    |
|               | 25   | at Vanderbilt (12/3) |
| FTs MADE      | 6    | at #11 Texas (11/19) |
|               | 6    | vs. Richmond (11/26) |
| FT ATTEMPTS   | 7    | at #11 Texas (11/19) |
|               | 8    | vs. Richmond (11/26) |
| FT%           | 58.8 | vs. LCU (11/9)       |
|               | 65.2 | vs. LSU-A (11/6)     |
| REBOUNDS      | 20   | at #11 Texas (11/19) |
|               | 31   | at Vanderbilt (12/3) |
| ASSISTS       | 6    | vs. ULM (11/29)      |
|               | 10   | at #11 Texas (11/19) |
| STEALS        | 3    | vs. Maine (11/25)    |
|               | 7    | vs. Richmond (11/26) |
|               | 7    | vs. ULM (11/29)      |
| BLOCKS        | 0    | at Drake (11/24)     |
|               | 1    | vs. LSU-A (11/6)     |
| TURNOVERS     | 10   | vs. Maine (11/25)    |
|               | 13   | vs. LSU-A (11/6)     |
|               | 13   | vs. Richmond (11/26) |
| FOULS         | 12   | vs. Maine (11/25)    |
|               | 13   | at Vanderbilt (12/3) |

## OPPONENT HIGHS

|               |      |                      |
|---------------|------|----------------------|
| POINTS        | 96   | at #11 Texas (11/19) |
|               | 83   | vs. Richmond (11/26) |
| FGs MADE      | 38   | at #11 Texas (11/19) |
|               | 29   | vs. Richmond (11/26) |
|               | 29   | at Vanderbilt (12/3) |
| FG ATTEMPTS   | 68   | at #11 Texas (11/19) |
|               | 65   | at Vanderbilt (12/3) |
| FG%           | 55.9 | at #11 Texas (11/19) |
|               | 51.8 | vs. Richmond (11/26) |
| 3-PT FGs MADE | 16   | vs. Richmond (11/26) |
|               | 9    | vs. Maine (11/25)    |
| 3-PT FG ATT.  | 30   | vs. Maine (11/25)    |
|               | 30   | vs. Richmond (11/26) |
| 3-PT FG%      | 53.3 | vs. Richmond (11/26) |
|               | 45.5 | at #11 Texas (11/19) |
| FTs MADE      | 18   | vs. LCU (11/9)       |
|               | 18   | vs. ULM (11/29)      |
| FT ATTEMPTS   | 26   | vs. LCU (11/9)       |
|               | 23   | vs. ULM (11/29)      |
| FT%           | 85   | at Drake (11/24)     |
|               | 83.3 | at #11 Texas (11/19) |
| REBOUNDS      | 43   | at #11 Texas (11/19) |
|               | 41   | vs. ULM (11/29)      |
| ASSISTS       | 25   | at #11 Texas (11/19) |
|               | 22   | vs. Richmond (11/26) |
|               | 22   | at Vanderbilt (12/3) |
| STEALS        | 15   | at Vanderbilt (12/3) |
|               | 13   | at #11 Texas (11/19) |
| BLOCKS        | 7    | at #11 Texas (11/19) |
|               | 7    | at Drake (11/24)     |
| TURNOVERS     | 27   | vs. LSU-A (11/6)     |
|               | 21   | vs. LCU (11/9)       |
| FOULS         | 25   | vs. ULM (11/29)      |
|               | 21   | vs. LSU-A (11/6)     |

## OPPONENT LOWS

|               |      |                      |
|---------------|------|----------------------|
| POINTS        | 37   | vs. LSU-A (11/6)     |
|               | 52   | vs. LCU (11/9)       |
| FGs MADE      | 12   | vs. LSU-A (11/6)     |
|               | 14   | vs. LCU (11/9)       |
| FG ATTEMPTS   | 48   | vs. LSU-A (11/6)     |
|               | 49   | vs. LCU (11/9)       |
| FG%           | 25.0 | vs. LSU-A (11/6)     |
|               | 28.6 | vs. LCU (11/9)       |
| 3-PT FGs MADE | 4    | vs. LSU-A (11/6)     |
|               | 4    | at Drake (11/24)     |
|               | 4    | vs. ULM (11/29)      |
| 3-PT FG ATT.  | 11   | at #11 Texas (11/19) |
|               | 15   | vs. LSU-A (11/6)     |
| 3-PT FG%      | 20   | vs. ULM (11/29)      |
|               | 21.1 | at Drake (11/24)     |
| FTs MADE      | 7    | vs. Maine (11/25)    |
|               | 8    | at Vanderbilt (12/3) |
| FT ATTEMPTS   | 9    | vs. Maine (11/25)    |
|               | 11   | vs. Richmond (11/26) |
| FT%           | 40.9 | vs. LSU-A (11/6)     |
|               | 57.1 | at Vanderbilt (12/3) |
| REBOUNDS      | 31   | vs. LSU-A (11/6)     |
|               | 32   | vs. LCU (11/9)       |
| ASSISTS       | 6    | vs. ULM (11/29)      |
|               | 7    | vs. LSU-A (11/6)     |
|               | 3    | vs. LCU (11/9)       |
| STEALS        | 5    | vs. Richmond (11/26) |
|               | 0    | vs. LSU-A (11/6)     |
|               | 0    | vs. LCU (11/9)       |
| BLOCKS        | 0    | vs. Maine (11/25)    |
| TURNOVERS     | 11   | at #11 Texas (11/19) |
|               | 13   | vs. Richmond (11/26) |
| FOULS         | 10   | vs. Richmond (11/26) |
|               | 14   | vs. Maine (11/25)    |

## LA TECH PLAYER HIGHS

|                  |      |                               |
|------------------|------|-------------------------------|
| POINTS           | 27   | Roberson at Vanderbilt (12/3) |
|                  | 21   | Lee vs. LSU-A (11/6)          |
|                  | 18   | Bates vs. LSU-A (11/6)        |
| FGs MADE         | 13   | Roberson at Vanderbilt (12/3) |
|                  | 9    | Lee vs. LSU-A (11/6)          |
| FG ATTEMPTS      | 18   | Roberson at Vanderbilt (12/3) |
|                  | 14   | Roberson at Drake (11/24)     |
| FG%              | 75.0 | Lee vs. LSU-A (11/6)          |
|                  | 72.2 | Roberson at Vanderbilt (12/3) |
| (min. 5 makes)   |      |                               |
| 3-PT FGs MADE    | 6    | Bates vs. LSU-A (11/6)        |
|                  | 4    | Guillory vs. LCU (11/9)       |
| 3-PT FG ATTEMPTS | 12   | Bates vs. LSU-A (11/6)        |
|                  | 8    | Bates at Drake (11/24)        |
| 3-PT FG%         | 75   | Nativi at Drake (11/24)       |
|                  | 60   | Nativi vs. Maine (11/25)      |
|                  | 60   | Morris vs. Richmond (11/26)   |
| (min. 2 makes)   |      |                               |
| FTs MADE         | 9    | Morris vs. ULM (11/29)        |
|                  | 5    | Morris at Drake (11/24)       |
| FT ATTEMPTS      | 10   | Morris vs. ULM (11/29)        |
|                  | 7    | Bates vs. Maine (11/25)       |
| FT%              | 100  | Roberson vs. LSU-A (11/6)     |
|                  | 100  | Goetz vs. Maine (11/25)       |
|                  | 100  | Bates vs. Richmond (11/26)    |
|                  | 100  | Lee vs. ULM (11/29)           |
|                  | 100  | Bates at Vanderbilt (12/3)    |
| (min. 3 made)    |      |                               |
| REBOUNDS         | 9    | Roberson vs. LCU (11/9)       |
|                  | 8    | Roberson vs. ULM (11/29)      |
|                  | 8    | Thompson at Vanderbilt (12/3) |
| ASSISTS          | 8    | Nativi vs. LCU (11/9)         |
|                  | 7    | Nativi at Vanderbilt (12/3**) |
| STEALS           | 5    | Bates vs. LSU-A (11/6)        |
|                  | 5    | Smith vs. Richmond (11/26)    |
| BLOCKS           | 3    | Wurm vs. ULM (11/29)          |
|                  | 2    | Wurm at #11 Texas (11/19)     |
|                  | 2    | Thompson vs. Richmond (11/26) |
|                  | 2    | Thompson at Vanderbilt (12/3) |
| TURNOVERS        | 9    | Nativi at Vanderbilt (12/3)   |
|                  | 5    | Nativi vs. ULM (11/29)        |
|                  | 38   | Nativi vs. Maine (11/25)      |
|                  | 38   | Bates at Vanderbilt (12/3)    |
|                  | 37   | Morris vs. Maine (11/25)      |
|                  | 37   | Bates vs. ULM (11/29)         |

## OPPONENT PLAYER HIGHS

|                  |      |                               |
|------------------|------|-------------------------------|
| POINTS           | 33   | Washington, Vanderbilt (12/3) |
|                  | 27   | Dinnebier, Drake (11/24)      |
|                  | 26   | Bradford, ULM (11/29)         |
| FGs MADE         | 15   | Washington, Vanderbilt (12/3) |
|                  | 12   | Jones, #11 Texas (11/19)      |
| FG ATTEMPTS      | 20   | Washington, Vanderbilt (12/3) |
|                  | 17   | Bradford, ULM (11/29)         |
| FG%              | 75   | Jones, #11 Texas (11/19)      |
|                  | 75   | Washington, Vanderbilt (12/3) |
|                  | 66.7 | Mwenetanda, #11 Texas (11/19) |
|                  | 66.7 | Ullstrom, Richmond (11/26)    |
| (min. 5 makes)   |      |                               |
| 3-PT FGs MADE    | 6    | Rockwood, Maine (11/25)       |
|                  | 4    | Olivia Scott, LCU (11/9)      |
|                  | 4    | Budnik, Richmond (11/26)      |
|                  | 4    | Doogan, Richmond (11/26)      |
| 3-PT FG ATTEMPTS | 12   | Rockwood, Maine (11/25)       |
|                  | 8    | Jewel Jones, LSU-A (11/6)     |
|                  | 8    | Bornemann, Maine (11/25)      |
| 3-PT FG%         | 100  | Codio, #11 Texas (11/19)      |
|                  | 66.7 | Gonzales, #11 Texas (11/19)   |
|                  | 66.7 | Doogan, Richmond (11/26)      |
|                  | 66.7 | Budnik, Richmond (11/26)      |
|                  | 66.7 | VanArsdale, Richmond (11/26)  |
|                  | 66.7 | Lewandowski, Richmond (11/26) |
| (min. 2 makes)   |      |                               |
| FTs MADE         | 13   | Bradford, ULM (11/29)         |
|                  | 10   | Dinnebier, Drake (11/24)      |
| FT ATTEMPTS      | 17   | Bradford, ULM (11/29)         |
|                  | 10   | Dinnebier, Drake (11/24)      |
| FT%              | 100  | Deja Tanks, LCU (11/9)        |
|                  | 100  | Mwenetanda, #11 Texas (11/19) |
|                  | 100  | Kaye, #11 Texas (11/19)       |
|                  | 100  | Dinnebier, Drake (11/24)      |
|                  | 100  | Bornemann, Maine (11/25)      |
| (min. 3 made)    |      |                               |
| REBOUNDS         | 13   | Smith, Maine (11/25)          |
|                  | 10   | Cambridge, Vanderbilt (12/3)  |
|                  | 11   | Harmon, #11 Texas (11/19)     |
| ASSISTS          | 8    | Simon, Maine (11/25)          |
| STEALS           | 8    | Washington, Vanderbilt (12/3) |
|                  | 5    | Harmon, #11 Texas (11/19)     |
| BLOCKS           | 5    | Jones, #11 Texas (11/19)      |
|                  | 4    | Miller, Drake (11/24)         |
|                  | 4    | Parker, Richmond (11/26)      |
| TURNOVERS        | 6    | Raegan Ojoro, LSU-A (11/6)    |
|                  | 5    | McAulay, Drake (11/24)        |
| MINUTES          | 40   | Cambridge, Vanderbilt (12/3)  |
|                  | 39   | Simon, Maine (11/25)          |

## LA TECH 2023-24 SPECIALTY STATS

| Date          | Opponent               | W/L        | Points in Paint<br>TechOpp. Diff. | Pts Off Turnovers<br>Tech Opp. Diff. | 2nd Chance Pts.<br>TechOpp. Diff. | Fast Break Pts.<br>TechOpp. Diff. | Bench Points<br>TechOpp. Diff |
|---------------|------------------------|------------|-----------------------------------|--------------------------------------|-----------------------------------|-----------------------------------|-------------------------------|
| Nov. 6        | LSU-ALEXANDRIA         | W          | 34-10 +24                         | 44-7 +37                             | 18-9 +9                           | 19-1 +18                          | 29-10 +19                     |
| Nov. 9        | LOUISIANA CHRISTIAN    | W          | 28-6 +22                          | 26-5 +21                             | 9-6 +3                            | 15-5 +10                          | 41-13 +28                     |
| Nov. 19       | at #11 Texas           | L          | 14-54 -40                         | 6-41 -35                             | 0-24 -24                          | 2-12 -10                          | 16-30 -14                     |
| Nov. 24       | at Drake               | L          | 24-48 -24                         | 16-8 +8                              | 11-9 +2                           | 3-16 -13                          | 8-8 +0                        |
| Nov. 25       | vs. Maine              | L          | 26-20 +6                          | 9-9 +0                               | 9-7 +2                            | 4-11 -7                           | 14-4 +10                      |
| Nov. 26       | vs. Richmond           | L          | 14-26 -12                         | 10-9 +1                              | 15-7 +8                           | 4-3 +1                            | 19-35 -16                     |
| Nov. 29       | ULM                    | L          | 28-24 +4                          | 17-19 -2                             | 2-10 -8                           | 6-4 +2                            | 10-11 -1                      |
| Dec. 3        | at Vanderbilt          | L          | 30-48 -18                         | 8-27 -19                             | 8-12 -4                           | 7-17 -10                          | 9-22 -13                      |
| Dec. 7        | at Arkansas            |            |                                   |                                      |                                   |                                   |                               |
| Dec. 9        | at Arkansas State      |            |                                   |                                      |                                   |                                   |                               |
| Dec. 14       | SMU                    |            |                                   |                                      |                                   |                                   |                               |
| Dec. 16       | ALCORN STATE           |            |                                   |                                      |                                   |                                   |                               |
| Dec. 18       | CAL BAPTIST            |            |                                   |                                      |                                   |                                   |                               |
| Dec. 21       | at South Alabama       |            |                                   |                                      |                                   |                                   |                               |
| Dec. 30       | at Abilene Christian   |            |                                   |                                      |                                   |                                   |                               |
| Jan. 6        | SAM HOUSTON*           |            |                                   |                                      |                                   |                                   |                               |
| Jan. 10       | MIDDLE TENNESSEE*      |            |                                   |                                      |                                   |                                   |                               |
| Jan. 13       | at Liberty*            |            |                                   |                                      |                                   |                                   |                               |
| Jan. 20       | JACKSONVILLE STATE*    |            |                                   |                                      |                                   |                                   |                               |
| Jan. 25       | at UTEP*               |            |                                   |                                      |                                   |                                   |                               |
| Jan. 27       | at New Mexico State*   |            |                                   |                                      |                                   |                                   |                               |
| Feb. 1        | FIU*                   |            |                                   |                                      |                                   |                                   |                               |
| Feb. 7        | at Western Kentucky*   |            |                                   |                                      |                                   |                                   |                               |
| Feb. 10       | LIBERTY*               |            |                                   |                                      |                                   |                                   |                               |
| Feb. 15       | at Jacksonville State* |            |                                   |                                      |                                   |                                   |                               |
| Feb. 17       | at FIU*                |            |                                   |                                      |                                   |                                   |                               |
| Feb. 22       | UTEP*                  |            |                                   |                                      |                                   |                                   |                               |
| Feb. 24       | NEW MEXICO STATE*      |            |                                   |                                      |                                   |                                   |                               |
| Feb. 28       | WESTERN KENTUCKY*      |            |                                   |                                      |                                   |                                   |                               |
| March 6       | at Sam Houston*        |            |                                   |                                      |                                   |                                   |                               |
| March 9       | at Middle Tennessee*   |            |                                   |                                      |                                   |                                   |                               |
| <b>Totals</b> |                        | <b>2-6</b> | <b>198-236 -38</b>                | <b>136-125 +11</b>                   | <b>72-84 -12</b>                  | <b>60-69 -9</b>                   | <b>146-133 +13</b>            |

## LA TECH 2023-24 LEADS & DEFICITS

| Date    | Opponent               | Largest Lead  | Largest Deficit | Time Led | Time Trailed | Time Tied | Result   |
|---------|------------------------|---------------|-----------------|----------|--------------|-----------|----------|
| Nov. 6  | LSU-ALEXANDRIA         | 54 (4th 1:21) | ----            | 39:15    | ----         | 0:45      | W, 93-37 |
| Nov. 9  | LOUISIANA CHRISTIAN    | 40 (3rd 4:05) | ----            | 38:24    | ----         | 1:36      | W, 88-52 |
| Nov. 19 | at #11 Texas           | ----          | 53 (4th 3:41)   | ----     | 39:41        | 0:19      | L, 44-96 |
| Nov. 24 | at Drake               | 12 (2nd 4:18) | 11 (4th 3:05)   | 21:45    | 15:15        | 3:00      | L, 66-77 |
| Nov. 25 | vs. Maine              | 5 (2nd 6:32)  | 7 (3rd 5:36)    | 10:42    | 25:48        | 3:30      | L, 54-60 |
| Nov. 26 | vs. Richmond           | 1 (1st 7:19)  | 33 (4th 9:16)   | 00:20    | 38:43        | 00:57     | L, 56-83 |
| Nov. 29 | ULM                    | 3 (1st 1:56)  | 9 (4th 0:28)    | 8:16     | 28:02        | 3:52      | L, 52-60 |
| Dec. 3  | at Vanderbilt          | 2 (1st 3:53)  | 17 (3rd 4:08)   | 00:28    | 36:53        | 2:39      | L, 63-71 |
| Dec. 7  | at Arkansas            |               |                 |          |              |           |          |
| Dec. 9  | at Arkansas State      |               |                 |          |              |           |          |
| Dec. 14 | SMU                    |               |                 |          |              |           |          |
| Dec. 16 | ALCORN STATE           |               |                 |          |              |           |          |
| Dec. 18 | CAL BAPTIST            |               |                 |          |              |           |          |
| Dec. 21 | at South Alabama       |               |                 |          |              |           |          |
| Dec. 30 | at Abilene Christian   |               |                 |          |              |           |          |
| Jan. 6  | SAM HOUSTON*           |               |                 |          |              |           |          |
| Jan. 10 | MIDDLE TENNESSEE*      |               |                 |          |              |           |          |
| Jan. 13 | at Liberty*            |               |                 |          |              |           |          |
| Jan. 20 | JACKSONVILLE STATE*    |               |                 |          |              |           |          |
| Jan. 25 | at UTEP*               |               |                 |          |              |           |          |
| Jan. 27 | at New Mexico State*   |               |                 |          |              |           |          |
| Feb. 1  | FIU*                   |               |                 |          |              |           |          |
| Feb. 7  | at Western Kentucky*   |               |                 |          |              |           |          |
| Feb. 10 | LIBERTY*               |               |                 |          |              |           |          |
| Feb. 15 | at Jacksonville State* |               |                 |          |              |           |          |
| Feb. 17 | at FIU*                |               |                 |          |              |           |          |
| Feb. 22 | UTEP*                  |               |                 |          |              |           |          |
| Feb. 24 | NEW MEXICO STATE*      |               |                 |          |              |           |          |
| Feb. 28 | WESTERN KENTUCKY*      |               |                 |          |              |           |          |
| March 6 | at Sam Houston*        |               |                 |          |              |           |          |
| March 9 | at Middle Tennessee*   |               |                 |          |              |           |          |

## STARTING LINEUPS

| Date        | Opponent               | Player | Player | Player | Player | Player   | Result   |
|-------------|------------------------|--------|--------|--------|--------|----------|----------|
| Nov. 6      | LSU-ALEXANDRIA         | Lee    | Bates  | Morris | Nativi | Roberson | W, 93-37 |
| Nov. 9      | LOUISIANA CHRISTIAN    | Lee    | Bates  | Morris | Nativi | Roberson | W, 88-52 |
| Nov. 19     | at #11 Texas           | Lee    | Bates  | Morris | Nativi | Roberson | L, 44-96 |
| Nov. 24     | at Drake               | Lee    | Bates  | Morris | Nativi | Roberson | L, 66-77 |
| Nov. 25     | Maine                  | Lee    | Bates  | Morris | Nativi | Roberson | L, 54-60 |
| Nov. 26     | Richmond               | Lee    | Bates  | Morris | Nativi | Roberson | L, 56-83 |
| Nov. 29     | ULM                    | Wurm   | Bates  | Morris | Nativi | Roberson | L, 52-60 |
| Dec. 3      | at Vanderbilt          | Wurm   | Bates  | Morris | Nativi | Roberson | L, 63-71 |
| Dec. 7      | at Arkansas            |        |        |        |        |          |          |
| Dec. 9      | at Arkansas State      |        |        |        |        |          |          |
| Dec. 14     | SMU                    |        |        |        |        |          |          |
| Dec. 16     | ALCORN STATE           |        |        |        |        |          |          |
| Dec. 18     | CAL BAPTIST            |        |        |        |        |          |          |
| Dec. 21     | at South Alabama       |        |        |        |        |          |          |
| Dec. 30     | at Abilene Christian   |        |        |        |        |          |          |
| Jan. 6      | SAM HOUSTON*           |        |        |        |        |          |          |
| Jan. 10     | MIDDLE TENNESSEE*      |        |        |        |        |          |          |
| Jan. 13     | at Liberty*            |        |        |        |        |          |          |
| Jan. 20     | JACKSONVILLE STATE*    |        |        |        |        |          |          |
| Jan. 25     | at UTEP*               |        |        |        |        |          |          |
| Jan. 27     | at New Mexico State*   |        |        |        |        |          |          |
| Feb. 1      | FIU*                   |        |        |        |        |          |          |
| Feb. 7      | at Western Kentucky*   |        |        |        |        |          |          |
| Feb. 10     | LIBERTY*               |        |        |        |        |          |          |
| Feb. 15     | at Jacksonville State* |        |        |        |        |          |          |
| Feb. 17     | at FIU*                |        |        |        |        |          |          |
| Feb. 22     | UTEP*                  |        |        |        |        |          |          |
| Feb. 24     | NEW MEXICO STATE*      |        |        |        |        |          |          |
| Feb. 28     | WESTERN KENTUCKY*      |        |        |        |        |          |          |
| March 6     | at Sam Houston*        |        |        |        |        |          |          |
| March 9     | at Middle Tennessee*   |        |        |        |        |          |          |
| March 12-16 | CUSA Tournament        |        |        |        |        |          |          |

### Record by Lineups

|   |            |
|---|------------|
| Lineup 1: Lee, Bates, Morris, Nativi, Roberson  | 2-4        |
| Lineup 2: Bates, Morris, Nativi, Wurm, Roberson | 0-2        |
| <b>Total</b>                                    | <b>2-6</b> |

## CAREER SUMMARIES

| Name     | Season Starts | Season GP | Career Starts | Career GP | Career Statistical Totals |     |         |        |        | 10+ Points | 10+ Reb | Double Doubles |
|----------|---------------|-----------|---------------|-----------|---------------------------|-----|---------|--------|--------|------------|---------|----------------|
|          |               |           |               |           | Points                    | Reb | Assists | Steals | Blocks |            |         |                |
| Roberson | 8             | 8         | 88            | 117       | 1346                      | 805 | 58      | 82     | 73     | 70         | 26      | 20             |
| Bates    | 8             | 8         | 76            | 118       | 731                       | 288 | 322     | 111    | 20     | 31         | 1       | 1              |
| Brannon  | 0             | 0         | 42            | 59        | 429                       | 266 | 45      | 61     | 5      | 19         | 2       | 1              |
| Nativi   | 8             | 8         | 60            | 73        | 302                       | 219 | 194     | 80     | 28     | 8          | 1       | 0              |
| Lee      | 6             | 8         | 17            | 91        | 501                       | 185 | 75      | 41     | 1      | 16         | 0       | 0              |
| Thompson | 0             | 8         | 13            | 86        | 246                       | 167 | 20      | 26     | 37     | 3          | 0       | 0              |
| Wurm     | 2             | 8         | 12            | 52        | 159                       | 124 | 13      | 16     | 60     | 2          | 1       | 1              |
| Smith    | 0             | 7         | 0             | 31        | 46                        | 16  | 14      | 20     | 0      | 2          | 0       | 0              |
| Goetz    | 0             | 7         | 3             | 20        | 42                        | 17  | 8       | 7      | 2      | 0          | 0       | 0              |
| Bukvic   | 0             | 5         | 0             | 16        | 25                        | 5   | 7       | 2      | 0      | 0          | 0       | 0              |
| Angoi    | 0             | 8         | 0             | 18        | 24                        | 31  | 2       | 6      | 0      | 0          | 0       | 0              |
| Morris   | 8             | 8         | 8             | 8         | 62                        | 23  | 23      | 5      | 1      | 2          | 0       | 0              |
| Guillory | 0             | 4         | 0             | 4         | 23                        | 7   | 0       | 2      | 0      | 1          | 0       | 0              |

## GAME-BY-GAME LEADERS

| Date        | Opponent               | Points        | Rebounds           | Assists                     |
|-------------|------------------------|---------------|--------------------|-----------------------------|
| Nov. 6      | LSU-ALEXANDRIA         | Lee (21)      | Roberson (7)       | Morris (6)                  |
| Nov. 9      | LOUISIANA CHRISTIAN    | Guillory (16) | Roberson (9)       | Nativi (8)                  |
| Nov. 19     | at #11 Texas           | Bates (13)    | Guillory (4)       | Bates, Morris, Guillory (2) |
| Nov. 24     | at Drake               | Nativi (17)   | Roberson, Wurm (6) | Bates (4)                   |
| Nov. 25     | Maine                  | Nativi (13)   | Roberson (6)       | Nativi (5)                  |
| Nov. 26     | Richmond               | Morris (13)   | Nativi (8)         | Bates (3)                   |
| Nov. 29     | ULM                    | Roberson (12) | Roberson (8)       | Morris (3)                  |
| Dec. 3      | at Vanderbilt          | Roberson (27) | Thompson (8)       | Nativi (7)                  |
| Dec. 7      | at Arkansas            |               |                    |                             |
| Dec. 9      | at Arkansas State      |               |                    |                             |
| Dec. 14     | SMU                    |               |                    |                             |
| Dec. 16     | ALCORN STATE           |               |                    |                             |
| Dec. 18     | CAL BAPTIST            |               |                    |                             |
| Dec. 21     | at South Alabama       |               |                    |                             |
| Dec. 30     | at Abilene Christian   |               |                    |                             |
| Jan. 6      | SAM HOUSTON*           |               |                    |                             |
| Jan. 10     | MIDDLE TENNESSEE*      |               |                    |                             |
| Jan. 13     | at Liberty*            |               |                    |                             |
| Jan. 20     | JACKSONVILLE STATE*    |               |                    |                             |
| Jan. 25     | at UTEP*               |               |                    |                             |
| Jan. 27     | at New Mexico State*   |               |                    |                             |
| Feb. 1      | FIU*                   |               |                    |                             |
| Feb. 7      | at Western Kentucky*   |               |                    |                             |
| Feb. 10     | LIBERTY*               |               |                    |                             |
| Feb. 15     | at Jacksonville State* |               |                    |                             |
| Feb. 17     | at FIU*                |               |                    |                             |
| Feb. 22     | UTEP*                  |               |                    |                             |
| Feb. 24     | NEW MEXICO STATE*      |               |                    |                             |
| Feb. 28     | WESTERN KENTUCKY*      |               |                    |                             |
| March 6     | at Sam Houston*        |               |                    |                             |
| March 9     | at Middle Tennessee*   |               |                    |                             |
| March 12-16 | CUSA Tournament        |               |                    |                             |

| Games Leading in | Points                 | Rebounds               | Assists            |
|------------------|------------------------|------------------------|--------------------|
|                  | Robyn Lee - 1          | Anna Larr Roberson - 5 | Jianna Morris - 3  |
|                  | Paris Guillory - 1     | Paris Guillory - 1     | Silvia Nativi - 3  |
|                  | Salma Bates - 1        | Mackenzie Wurm - 1     | Salma Bates - 3    |
|                  | Silvia Nativi - 2      | Silvia Nativi - 1      | Paris Guillory - 1 |
|                  | Jianna Morris - 1      | Kate Thompson - 1      |                    |
|                  | Anna Larr Roberson - 2 |                        |                    |

## GAME-BY-GAME NOTABLES

### **LA Tech 93, LSU-Alexandria 37 (Nov. 6, 2023)**

- LA Tech is now 6-0 all-time against LSU-Alexandria.
- Coach Stoehr is now 7-1 in season openers at LA Tech, winning seven straight.
- The 56-point margin tied last season as the most in those seven games.
- Anna Larr Roberson moved to No. 30 on the all-time scoring list, breaking a tie with Erica Smith-Taylor and moving past Tasha Williams, with 1,2595 career points.
- The Lady Techsters had four in double figures, a feat they accomplished seven times last season.
- Four Techsters had career highs: Robyn Lee (21 pts), Salma Bates (18 pts), Autumn Smith (13 pts), and Ayen Angoi (5 pts)
- Tech's defense forced 27 turnovers, the 113th time since 2010.
- Jianna Morris and Evie Goetz made their Lady Techsters debut.

### **LA Tech 88, Louisiana Christian 52 (Nov. 9, 2023)**

- LA Tech is now 13-0 against Louisiana Christian.
- The Lady Techsters' 12 made 3s were tied for the third most in program history.
- Paris Guillory had a phenomenal first game in a Lady Techster uniform. Guillory connected on her first four shots, all from long range, before finishing 6-9 and team high 16 points.
- The 17 offensive rebounds were the most by the Lady Techsters since Dec. 22, 2021 when they had 24 against McNeese.
- The Lady Techsters had four in double figures for a second straight game.
- Silvia Nativi set a career-high with eight assists.
- Tech's defense forced 18 turnovers, giving them 45 forced on the season.

### **LA Tech 44, #11 Texas 96 (Nov. 19, 2023)**

- LA Tech is now 8-5 all-time against Texas.
- Salma Bates knocked down three 3-points for the third straight game, the longest such streak in her career.
- The Lady Techsters knocked down six 3-pointers as a team, giving them 28 through the first three games, the most in program history.
- Tech's defense forced 13 turnovers, giving them 58 through the first three games.
- Bates now has 28 games of double digit scoring in her career.
- Silvia Nativi finished with two rebounds, giving her 200 in her career.
- The 52-point margin was the largest margin of defeat in program history.

### **LA Tech 66, Drake 77 (Nov. 24, 2023)**

- LA Tech is now 3-1 all-time against Drake.
- Silvia Nativi finished with a career-high 17 points on 7-10 shooting and 3-4 from behind the arc.
- The Lady Techsters knocked down six 3-pointers as a team, giving them 33 through the first four games.
- Tech's defense has forced 10+ turnovers in every game this season. The Lady Techsters forced Drake into 19 turnovers, giving them 77 forced on the season.
- Anna Larr Roberson and Robyn Lee added 14 points for the Lady Techsters.
- Roberson and Mackenzie Wurm had a team high six rebounds apiece.
- With 11 offensive rebounds, the Lady Techsters have hit the double digit mark in three games this season. They have 52 offensive rebounds for a 13 per game.

## GAME-BY-GAME NOTABLES

### **LA Tech 54, Maine 60 (Nov. 25, 2023)**

- LA Tech is now 0-1 all-time against Maine.
- Silvia Nativi had a career-high three 3-pointers for 13 points and five assists.
- Anna Larr Roberson surpassed 1,300 career points with eight in the game. She is three points behind Erica Westbrooke and Debra Rodman for No. 30 in program history.
- Nativi played her 70th career game.
- Salma Bates had 10 points for her fourth game in double figures.

### **LA Tech 56, Richmond 83 (Nov. 26, 2023)**

- LA Tech dropped to 0-1 all-time against Richmond.
- Jianna Morris scored in double figures for the first time as a Lady Techster. She finished with a team-high 13 points on 5-9 shooting with three 3-pointers.
- The Lady Techsters finished with 16 offensive rebounds, the fourth time this season with 10+ offensive rebounds.
- Anna Larr Roberson moved into No. 30 on the Lady Techsters' all-time scoring list, passing Erica Westbrook and Debra Rodman.
- Silvia Nativi finished with a season-high eight rebounds. This marks the 14th time she has recorded 5+ rebounds in a game.
- LA Tech finished with eight 3-pointers; for the fifth time this season the Lady Techsters finished with 5+ in a game.
- Salma Bates surpassed 700 career points.
- All-Tournament Team -- Addie Budnik (Richmond), Katie Dinnebie (Drake), Anna Miller (Drake), Adrianna Smith (Maine), **Silvia Nativi (LA Tech)**, MVP -- Maggie Doogan (Richmond)

### **LA Tech 52, ULM 60 (Nov. 29, 2023)**

- LA Tech is 49-10 all-time against ULM and 24-3 in Ruston.
- Jianna Morris scored in double figures for the second straight game. She finished 9-10 from the free-throw line.
- The 16 made free-throws were the most by the Lady Techsters this season. The 22 attempts were the second most.
- The bench scored in double figures for the sixth time this season.
- Anna Larr Roberson led the Lady Techsters with 12 points and eight rebounds.
- Mackenzie Wurm finished with a season-high three blocks.
- Robyn Lee played her 90th game in a Lady Techster Uniform.
- Jianna Morris has registered multiple assists in every game this season, she has three or more in four games.

### **LA Tech 63, Vanderbilt 71 (Dec. 3, 2023)**

- LA Tech drops to 1-3 all time against Vanderbilt.
- Anna Larr Roberson finished with a season high 27 points, moving her into a tie for No. 29 in LA Tech history. She also pulled down six rebounds, surpassing 800 in her career.
- The Lady Techsters finished 24-29 from the field for 49 percent, their second highest field goal percentage of the season.
- LA Tech finished with double digit steals for the fourth time this season. They are averaging 9.6 steals per contest.
- Kate Thompson tied a career high with eight rebounds and three steals. She also finished with two blocks.
- Robyn Lee surpassed 500 points, while Silvia Nativi broke the 300 point plateau.
- Nativi finished with seven assists, the third time this season she has finished with five or more in a game.

## STOEHR AS A TECHSTER

Brooke (Lassiter) Stoehr played for Louisiana Tech from 1998-2002 and helped guide the program to four straight regular season conference titles, four straight tournament titles, four straight NCAA Tournament appearances, and a berth in the 1999 NCAA Final Four.

- \* Overall record of 119-16 record
- \* Record of 61-1 in regular season league games
- \* Record of 11-0 in conference tournament games
- \* 4 regular season titles (3 Sun Belt, 1 WAC)
- \* 4 conference tournament titles (3 Sun Belt, 1 WAC)
- \* 4 NCAA Tournaments
- \* 1 Final Four (1999)
- \* 2 Elite Eights (1999, 2000)

## STOEHR ERA IN RUSTON

Brooke Stoehr is the seventh head coach in Louisiana Tech Lady Techster basketball history. She was hired in late April of 2016 with her husband, Scott Stoehr, following the resignation of former LA Tech head coach Tyler Summitt.

| Head Coach           | Years               | Record        |
|----------------------|---------------------|---------------|
| Sonja Hogg           | 1974-85             | 307-55        |
| Leon Barmore         | 1982-2002           | 576-87        |
| Kurt Budke           | 2002-2005           | 80-16         |
| Chris Long           | 2005-2009           | 71-44         |
| Teresa Weatherspoon  | 2009-2014           | 99-71         |
| Tyler Summitt        | 2014-16             | 30-31         |
| <b>Brooke Stoehr</b> | <b>2016-present</b> | <b>122-98</b> |

## ALL-TIME WINS BY COACH

Brooke Stoehr entered the 2023-24 season with 120 career wins at Louisiana Tech. She moved into third place with a win against UAB in the opening round of the 2022 Conference USA tournament.

| Heah, Coach             | LA Tech Wins |
|-------------------------|--------------|
| 1. Leon Barmore         | 576          |
| 2. Sonja Hogg           | 307          |
| <b>3. Brooke Stoehr</b> | <b>122</b>   |
| 4. Teresa Weatherspoon  | 99           |
| 5. Kurt Budke           | 80           |
| 6. Chris Long           | 71           |
| 7. Tyler Summitt        | 30           |

## HEAD COACHING DEBUTS

Louisiana Tech head coaches are 4-3 all-time in their first game on the sideline for the Lady Techsters.

| Head Coach          | Year    | Result                        |
|---------------------|---------|-------------------------------|
| Sonja Hogg          | 1974-75 | L, Southeastern LA, 59-55     |
| Leon Barmore        | 1982-73 | W, Mississippi College, 95-62 |
| Kurt Budke          | 2002-03 | W, #7 Texas Tech, 85-76       |
| Chris Long          | 2005-06 | L, WKU, 80-59                 |
| Teresa Weatherspoon | 2008-09 | W, Hawaii 68-56               |
| Tyler Summitt       | 2014-15 | W, Stephen F. Austin, 76-69   |
| Brooke/Scott Stoehr | 2016-17 | L, LSU, 77-73                 |

## OPENING STATEMENTS

Brooke Stoehr has won each of the last seven season openers she has coached and is 11-1 all-time in lid-lifters. Stoehr's only loss came in her first game at the helm of the Lady Techsters to LSU, 73-77. Stoehr is 7-0 against teams outside Division I, winning by an average of 44 points per game.

| Year    | School             | Opponent         | Result   |
|---------|--------------------|------------------|----------|
| 2023-24 | Louisiana Tech     | LSU-Alexandria   | W, 93-37 |
| 2022-23 | Louisiana Tech     | Central Baptist  | W, 86-30 |
| 2021-22 | Louisiana Tech     | Jarvis Christian | W 103-53 |
| 2020-21 | Louisiana Tech     | McNeese State    | W 90-45  |
| 2019-20 | Louisiana Tech     | LSU-Alexandria   | W 93-61  |
| 2018-19 | Louisiana Tech     | LSU-Alexandria   | W 112-70 |
| 2017-18 | Louisiana Tech     | Grambling State  | W 64-53  |
| 2016-17 | Louisiana Tech     | LSU              | L 73-77  |
| 2015-16 | Northwestern State | Letourneau       | W 73-44  |
| 2014-15 | Northwestern State | Letourneau       | W 78-35  |
| 2013-14 | Northwestern State | Houston          | W 74-70  |
| 2012-13 | Northwestern State | New Orleans      | W 53-52  |

## NON-CONFERENCE TAC DOMINATION

The Lady Techsters had an 18-game regular-season non-conference home winning streak snapped against Vanderbilt in a 75-70 overtime loss on Dec. 9, 2022. It was the fourth-longest streak in program history. The previous defeat on its home court by a non-conference opponent was on Nov. 20, 2019, by Wichita State.

The longest streak in Lady Techsters' basketball history is 107 straight games inside the TAC against non-conference regular season opponents. Below is a list of the longest home-winning streaks against non-conference opponents.

| No. of Game | Dates  |
|-------------|--|
| 107         | Nov. 30, 1978 (vs. Arkansas) - Feb. 15, 1986 (vs. Creighton)           |
| 31          | Feb. 26, 1986 (vs. SFA) - Feb. 9, 1989 (vs. ODU)                       |
| 20          | Jan. 30, 1976 (vs. New Orleans) - Feb. 11, 1978 (vs. SFA)              |
| 18          | Nov. 26, 2019 (vs. Loyola-New Orleans) - Dec. 9, 2022 (vs. Vanderbilt) |
| 15          | Dec. 1, 1995 (vs. St. Johns) - Dec. 30, 1997 (vs. #3 Tennessee)        |
| 12          | Dec. 16, 1998 (vs. SMU) - Dec. 7, 2000 (vs. Mississippi State)         |

## WHO'S NEW

Louisiana Tech welcomes just three newcomers to the roster this year.

TCU transfer **Evie Goetz** played in 14 games with four starts last year for the Horned Frogs. She was rated the No. 115 player overall in the 2021 recruiting cycle.

Guard **Paris Guillory** (Lake Charles, La./St. Louis Catholic) won two LH-SAA 3A state championships and two state championship runner-ups during her high school career. Guillory scored 2,285 points in her career, a St. Louis Catholic school record, and broke former Lady Techster Kim Mulkey's record for most points in a state semifinal game.

**Jianna Morris** comes to Tech after garnering All-State honors all four years at Sylvan Hills High School in Sherwood, Ark. The 5-7 guard is a member of the schools 1,000-point club and is the schools all-time leading scorer.

## INTERNATIONAL FLAVOR

This year's roster will have an international flare similar to the last two years, with returners **Silvia Nativi** (Ferrara, Italy) and **Anja Bukvic** (Belgrade, Serbia). Below is a list of LA Tech's international players on its roster in the program's history.

Nativi is the first player from Italy in Lady Techster's history, while Bukvic is the first Serbian player.

| Player               | Nationality     |
|----------------------|-----------------|
| Margaret Deciman     | Canada          |
| Raizel Guinto        | Canada          |
| Irene Murua          | Spain           |
| <b>Silvia Nativi</b> | <b>Italy</b>    |
| Rhi Ockwell          | Australia       |
| Lotte Sant           | The Netherlands |
| Jelena Vucinic       | New Zealand     |
| <b>Anja Bukvic</b>   | <b>Serbia</b>   |

Current Players in **BOLD**

## FROM THE STRIPE

The Lady Techsters finished last season shooting 76.5 percent from the line last season, which ranks as the best program season from the line, besting the previous year's mark of 75.9.

The last five seasons all rank in the top 5 in program history, with the 2020-21 season at .748, ranking No. 3, the 2018-19 as No. 4 (.725), and 2019-20 as No. 5 (.720).

The Lady Techsters are shooting .697 from the line this season, which sits just outside the top 10 in program history.

## ON THE DOUBLE

Junior, **Anna Larr Roberson** has made her presence known as one of the top post players in the conference during her career. Roberson has collected 20 career double-doubles, including nine during her sophomore campaign in 2021-22. She passed Vickie Johnson and Belinda Jones on the program's all-time double-double list with a 17-point, 10-rebound effort against Alcorn State on Dec. 3, 2022.

She dropped an 18-point, 15-rebound (career-high) double-double against Southern Miss on Jan. 9, 2022.

She became the first Lady Techsters to grab double-digit rebounds in four straight games since Jasmine LeBlanc grabbed 10 or more rebounds in six consecutive contests in the 2016-17 season.

## JUST CHARGE IT

The Lady Techsters have taken over 70 charges in the last two seasons. Amaya Brannon was second on the team in 2022-23 with nine charges taken and was the team's top returner.

| Player             | 2023-24  | Career    |
|--------------------|----------|-----------|
| Amaya Brannon      | 0        | 25        |
| Anna Larr Roberson | 5        | 20        |
| Lotte Sant         | 0        | 5         |
| Robyn Lee          | 1        | 6         |
| Salma Bates        | 0        | 3         |
| Silvia Nativi      | 0        | 2         |
| Jianna Morris      | 2        | 2         |
| Kate Thompson      | 0        | 1         |
| <b>Totals</b>      | <b>7</b> | <b>63</b> |

#LoveandServe

## RECORD WATCH

**Anna Larr Roberson** has made a name for herself in a Techster uniform and is etching her name in the LA Tech record books.

### Anna Larr Roberson

#### Career Points -- No. 29 • 1,346

-Just Passed -- No. 30, Erica Westbrook • 1,306  
 -- No. 30, Debra Rodman • 1,306  
*Chasing* -- Tied-No. 29, Racquel Spurlock • 1,346  
 -- No. 28 Cheryl Ford • 1,380

#### Career Free Throw Percentage -- No. 3 • 80.4%

-Just passed -- Jasmine Bendolph • 79.8%  
*Chasing* -- No. 2, Amy Brown • 82.7%  
 -- No. 1, Brooke Lassiter • 91.5%

#### Career Double-Doubles -- No. 21 • 20

-Just passed -- Vickie Johnson & Belinda Jones • 18  
*Chasing* -- No. 20, Jo Sneed • 22

## FORCING TURNOVERS

Since the 2010-11 season the Lady Techsters have forced 113 opponents into 20 or more turnovers, including five times forcing teams into 30-plus turnovers.

| Year         | Turnovers in a Game |  |
|--------------|---------------------|--|
|              | 20+                 | 30+                                    |
| 2023-24      | 1                   | 0                                      |
| 2022-23      | 4                   | 0                                      |
| 2021-22      | 9                   | 2 (Jarvis Christian College/UTEP - 33) |
| 2020-21      | 6                   | 0                                      |
| 2019-20      | 12                  | 1 (McNeese State - 30)                 |
| 2018-19      | 10                  | 0                                      |
| 2017-18      | 12                  | 0                                      |
| 2016-17      | 4                   | 0                                      |
| 2015-16      | 6                   | 1 (Southern Miss - 30)                 |
| 2014-15      | 7                   | 0                                      |
| 2013-14      | 5                   | 0                                      |
| 2012-13      | 9                   | 1 (San Jose State - 30)                |
| 2011-12      | 11                  | 0                                      |
| 2010-11      | 17                  | 0                                      |
| <b>Total</b> | <b>113</b>          | <b>5</b>                               |

## TOPS IN CUSA

Louisiana Tech ranks atop the league among Conference USA foes in several categories this season.

### No. 1 Ranking in CUSA (national ranking)

• Assists Per Game -- 13.8 apg (139th nationally)

### No. 4 Ranking in CUSA (national ranking)

• Assists/TO Ratio -- 0.8 (181st nationally)  
 • FG percentage -- 41.0 (174th nationally)  
 • Steals per game -- 9.6 (84th nationally)

### Individually...

**Silvia Nativi** -- No. 5 in CUSA in assists per game (3.6, 188th nationally)

**Salma Bates** -- No. 2 in CUSA in steals (18, 87th nationally)

**Salma Bates** -- No. 3 in CUSA in steals per game (2.25, 97th nationally),  
 3-point attempts (57, 52nd nationally),  
 3-pointers (18, 95th nationally), and 3-pointers per game (2.25, 114th nationally)

**Salma Bates** -- No. 4 in CUSA in 3-point percentage (31.6, 175th nationally)

## NEWS AND NOTES

**Jianna Morris** -- No. 5 in CUSA in free-throw percentage (78.8, 193rd nationally)

**Anna Larr Robinson** -- No. 1 in CUSA in FG percentage (58.8, 51st nationally)

**Mackenzie Wurm** -- No. 5 in CUSA in blocks (9, 149th nationally) and blocks per game (1.12, 184th nationally)

## ITALIAN DISHSES

Junior guard **Silvia Nativi** was one of the nation's top distributors.

Nativi had three or more assists in 4 of 8 games and five or more in three games, with a career-high eight against Louisiana Christian. She boasts 29 assists to only 27 turnovers on the year.

Nativi ranks No. 188 in the NCAA in assist per game at 3.6 (No. 5 in CUSA) and No. 7 in CUSA in assists:turnover at 1.1.

Her 46 assists to start 2022-23 marked the most in the first 10 games of a season for a Lady Techster since 2014-15, Chrisstasia Walter (52).

## THREE COURSE DISHES

LA Tech's boast three of the top guards in CUSA when it comes to distributing the ball

**Silvia Nativi**, **Jianna Morris**, and **Salma Bates** rank No. 6, No. 9, and No. 10, respectively, in assists among CUSA players with 29 (Nativi), 23 (Morris) and 21 (Bates) assists. They are the only trio of teammates ranked in the top 10 in CUSA.

The duo of Nativi and Bates have combined for 516 assists in their career. Bates has 322, 89 at Tulane, and 233 at LA Tech. Nativi has 194 in her three seasons as a Lady Techster. Morris, a freshman, has added 23 in her first season.

Nativi, Morris, and Bates are also ranked No. 5, No. 8 and No. 11 in assists per game at 3.6, 2.9, and 2.6, respectively.

The last Techster duo to register 100+ assists in a single season was Erica Smith-Taylor (118) and Amber Obaze (102) during the 2003-04 season.

The last trio to register 100+ assists in a single season was Amber Obaze (119), Tasha Williams (108), and Erica Smith-Taylor (106) the year before during the 2002-03 season.

## INSIDE OUT

LA Tech has been putting up nearly as many shots from long-range as they do in the paint.

The Lady Techsters have connected on 51 three-pointers and 85 shots around the rim for the season.

The Techsters are among the best in the nation in both categories, averaging 21.25 points per game in the paint and 19.1 points from behind the arc.

### At the Rim National Rankings

No. 161 in PPP -- 1.108 (No. 2 CUSA - MTSU)

No. 139 in FG% -- 54.1 (No. 2 CUSA - MTSU)

### 3-Point Shots National Rankings

No. 185 in PPP -- 0.89 (No. 7 CUSA)

No. 180 in FG% -- 30.4 (No. 7 CUSA)

#LoveandServe

## NEWS AND NOTES

## BENCH-MARKS

LA Tech's bench is proving to be productive in 2023-24, averaging 18.7 points per game this season.

The Techsters' bench scored in double figures in six games this season, including 29 against LSU-A and 41 against Louisiana Christian.

The bench also hit 20+ in 14 games last year and three games of 30-plus, including a season-high mark of 46 points against Central Baptist in the season opener.

## WURM'S BLOCK PARTY

Junior **Mackenzie Wurm** has proven to be one of the league's top shot blockers, ranking No. 5 in blocks (9) and blocks per game (1.12).

She registered her first game of three or more blocks this season against ULM. Last season, she had three or more in seven games, including a career-high five blocks against UAB.

Her 10 blocks over a four-game stretch in 2022-23 were the most during a four-game span for a Techster since Kevion Moten in 2014-15.

## NO SUBSTITUTE FOR EXPERIENCE

Seven players on the current LA Tech roster have appeared in at least 50 career games, with 596 combined games between them.

**Salma Bates** | 118 (45 with Tulane)

**Anna Larr Roberson** | 117

**Robyn Lee** | 91

**Kate Thompson** | 87 (24 with Wisconsin)

**Silvia Nativi** | 73

**Amaya Brannon** | 58

**Mackenzie Wurm** | 52

## OFF THE COURT SUCCESS

**Silvia Nativi** and **Robyn Lee** were each selected to the 2022-23 College Sports Communicators Academic All-District Women's Basketball Team.

**Silvia Nativi** was also one of five Conference USA athletes named to the CUSA All-Academic Team for compiling a 3.93 GPA while majoring in Accounting.

## ALL-CONFERENCE SELECTIONS

**Anna Larr Roberson** reached the conference post-season awards list for the second consecutive season in 2022-23, picking up back-to-back Second-Team honors.

She was named to the Preseason All-Conference USA team this season.

## HISTORIC NOTES

### 1,000-WIN CLUB

Louisiana Tech is one of the winningest programs in the history of the game. LA Tech won its 1000th game defeating Nevada 66-59 on March 11, 2011 in the semifinals of the 2011 WAC Tournament in Las Vegas.

| Program Wins (Entering 23-24)   | Current Wins (Through 23-24) |
|---------------------------------|------------------------------|
| 1. Tennessee (1451)             | 1454                         |
| 2. Connecticut (1271)           | 1274                         |
| 3. Stanford (1210)              | 1214                         |
| 4. James Madison (1202)         | 1206                         |
| <b>5. Louisiana Tech (1193)</b> | <b>1195</b>                  |
| 6. Texas (1183)                 | 1187                         |
| 7. Stephen F. Austin (1182)     | 1183                         |
| 8. Old Dominion (1143)          | 1147                         |
| 9. Maryland (1106)              | 1108                         |
| 10. South Dakota St. (1,097)    | 1,099                        |

### WINNING AT A HIGH PERCENTAGE

Louisiana Tech ranks No. 5 all-time in the history of women's basketball in winning percentage. The Lady Techsters have won .755 percent of its games (through end of 2022-23 season). Tech trails only Connecticut, Tennessee, and Stanford.

| Program           | Pct (End of 2022-23 season) |
|-------------------|-----------------------------|
| 1. FGCU           | .847 (582-105)              |
| 2. UConn          | .800 (1271-318)             |
| 2. Tennessee      | .796 (1451-372)             |
| 3. Stanford       | .775 (1210-352)             |
| <b>5. LA Tech</b> | <b>.755 (1193-388)</b>      |
| 6. Notre Dame     | .741 (1073-376)             |
| 7. Green Bay      | .739 (1086-384)             |
| 8. Texas          | .731 (1183-436)             |
| 9. SFA            | .712 (1182-478)             |
| 10. Maryland      | .711 (1106-450)             |

### 44 OF 49

Since the program's inception in 1974, Louisiana Tech has recorded 44 winning seasons (out of 49). The only losing seasons in the history of the program came in 2012-13 (14-17), 2013-14 (12-20), 2015-16 (14-16) and 2018-19 (14-16). Tech posted its first ever .500 season in 2019-20 when the Lady Techsters went 15-15.

### TOUGHEST PLACES TO PLAY

Louisiana Tech is one of the hardest places in the country to play in women's basketball as the Lady Techsters have won 85.32 percent of their games in Ruston since the program's inception in 1974, third only to Knoxville, Tenn. and Stanford, Calif. Records are **through the end of the 2022-23 season**.

| Cities (Program)                       | Record              | Percentage    |
|--|---------------------|---------------|
| 1. Knoxville, Tenn. (Tennessee)        | SEC 661-80          | 89.20%        |
| 2. Stanford, Calif. (Stanford)         | Pac-12 605-98       | 86.10%        |
| <b>3. Ruston, La. (Louisiana Tech)</b> | <b>CUSA 603-107</b> | <b>84.93%</b> |
| 4. Missoula, Mont. (Montana)           | Big Sky 598-117     | 83.64%        |
| 5. South Bend, Ind. (Notre Dame)       | ACC 523-108         | 82.88%        |
| 6. Austin, Texas (Texas)               | Big 12 631-134      | 82.48%        |
| 7. College Park, Md. (Maryland)        | Big Ten 594-139     | 81.04%        |
| 8. Bowling Green, Kent. (WKU)          | CUSA 554-131        | 80.88%        |
| 9. Salt Lake City, Utah (Utah)         | Pac-12 535-128      | 80.69%        |
| 10. Grand Forks, N.D. (N Dakota)       | Summit 535-135      | 79.85%        |

## HISTORIC NOTES

### MILESTONE WINS

Louisiana Tech recorded win No. 1,100 in its program's history with an 87-50 victory over Alcorn State on Dec. 29, 2017. Below is a list of milestone wins for Louisiana Tech in the program's history.

| Milestone | Opponent         | Score  | Year    |
|-----------|------------------|--------|---------|
| No. 1     | LSU              | 97-83  | 1974-75 |
| No. 100   | Southern         | 105-84 | 1978-79 |
| No. 200   | Oral Roberts     | 95-53  | 1981-82 |
| No. 300   | Oral Roberts     | 78-59  | 1894-94 |
| No. 400   | Holy Cross       | 79-51  | 1988-89 |
| No. 500   | Alabama          | 93-72  | 1992-93 |
| No. 600   | Western Kentucky | 89-49  | 1995-96 |
| No. 700   | New Orleans      | 97-57  | 1998-99 |
| No. 800   | New Mexico       | 67-54  | 2002-03 |
| No. 900   | Iowa             | 77-59  | 2006-07 |
| No. 1000  | Nevada           | 66-59  | 2010-11 |
| No. 1100  | Alcorn State     | 87-50  | 2017-18 |
| No. 1200  | ???              |        |         |

### MILESTONES IN RUSTON

Since the program's inception in 1974, Louisiana Tech has won 500 games in the city of Ruston between the old Memorial Gym and the Thomas Assembly Center. Below is a list of Tech's milestone wins in Ruston.

|         |   |
|---------|---|
| No. 1   | Tech 97, LSU 83<br>Jan. 24, 1975 Memorial Gym                             |
| No. 50  | Tech 93, LSU 61<br>Feb. 2, 1980 Memorial Gym                              |
| No. 90  | Tech 82, Kentucky 60<br>March 20, 1982 Memorial Gym (Last in arena)       |
| No. 91  | Tech 83, Alabama 56<br>Dec. 9, 1982 Thomas Assembly Center (1st in arena) |
| No. 100 | Tech 94, South Carolina 54<br>Jan. 15, 1983 Thomas Assembly Center        |
| No. 200 | Tech 109, Lamar 49<br>March 11, 1989 Thomas Assembly Center               |
| No. 300 | Tech 84, Southern Miss 46<br>March 18, 1996 Thomas Assembly Center        |
| No. 400 | Tech 87, Fresno State 62<br>Feb. 13, 2003 Thomas Assembly Center          |
| No. 500 | Tech 64, New Mexico State 50<br>Feb. 25, 2012 Thomas Assembly Center      |
| No. 600 | Jan. 26, 2023 Thomas Assembly Center<br>Tech 67                           |

### MILESTONE WINS AT TAC

Louisiana Tech surpassed its 500th win at the Thomas Assembly Center. LA Tech is at 503 wins and only 96 losses in the facilities history.

|         |  |
|---------|--|
| No. 1   | LA Tech 83, Alabama 56, Dec. 9, 1982           |
| No. 100 | LA Tech 88, Stephen F. Austin 54, an. 17, 1989 |
| No. 200 | LA Tech 111, UL-Lafayette 36, Jan. 10, 1996    |
| No. 300 | LA Tech 95, Nevada 65, March 2, 2002           |
| No. 400 | LA Tech 62, San Jose State 53, Feb. 19, 2011   |
| No. 500 | LA Tech 68, UTEP 65, Feb. 7, 2022              |

## HISTORIC NOTES

### TAC DOMINATION

Over the past 40 seasons, Louisiana Tech has dominated opponents in the Thomas Assembly Center. Below are some impressive home numbers through the start of the 2022-23 season.

- \* Home winning streaks of 52 and 62 games, which both rank in the Top 10 in NCAA history
- \* Record of 515-102 all-time in the arena
- \* Record of 224-52 in regular season conference games
- \* Record of 15-2 in conference tournament games
- \* 53-20 vs. ranked opponents
- \* 33-0 in NCAA Tournament games
- \* 47-2 in national postseason games

### 400 ROAD WINS

The Lady Techsters picked up their 400th road win in program history on Wednesday, Mar. 2, 2023 at Old Dominion (65-62). Historically, Tech boasts a 407-209 road record.

### POST-SEASON HISTORY

With Louisiana Tech's bid to the 2023 WNIT, the Lady Techsters will have now competed in 35 national postseason tournaments, including three AIAW Tournaments, 27 NCAA Tournaments and 5 WNITs. Tech participated as a member of the AIAW until 1981-82 when the NCAA took over women's basketball.

|               | NCAA                  | AIAW            | WNIT                   |
|---------------|-----------------------|-----------------|------------------------|
| Appearances   | 27                    | 3               | 5 (09, 17, 18, 22, 23) |
| Final 4s      | 10                    | 3               | 0                      |
| Title Games   | 6                     | 2               | 0                      |
| <b>Titles</b> | <b>2 (1981, 1988)</b> | <b>1 (1980)</b> | <b>0</b>               |

### DOWN BUT NOT OUT

Louisiana Tech has produced some great come-from-behind wins during its history, including a program record 21-point come-from-behind win over Old Dominion in 1989-90.

#### Top-10 Come-From-Behind Wins

| Team                        | Margin | Result         |
|-----------------------------|--------|----------------|
| 1. Old Dominion (89-90)     | -21    | W, 72-71       |
| 2. Idaho (12-13)            | -20    | W, 67-58       |
| 3. Iowa (05-06)             | -19    | W, 95-91 (2OT) |
| 3. Florida Atlantic (14-15) | -19    | W, 73-68       |
| 5. UAB (14-15)              | -18    | W, 61-55       |
| 6. Houston (18-19)          | -16    | W, 100-88 (OT) |
| 6. Prairie View (11-12)     | -16    | W, 89-83 (3OT) |
| 6. Rice (04-05)             | -16    | W, 76-66       |
| 6. UAB (16-17)              | -16    | W, 64-63       |
| 10. Fresno State (04-05)    | -15    | W, 92-87 (2OT) |
| 10. Lamar (90-91)           | -15    | W, 77-76       |

### VICTORIOUS DESPITE LACK OF OFFENSE

Below is a list of the wins where LA Tech scored the fewest amount of points and still found a way to win.

1. 43-38 vs. Little Rock (Dec. 2, 2019)
2. 48-36 vs. Oklahoma (March 18, 1995)
3. 50-42 vs. UNO (March 11, 1994)
3. 50-42 vs. ULL (March 5, 1986)
3. 50-39 vs. Little Rock (Dec. 20, 2013)

## HISTORIC NOTES

### FEWEST POINTS SCORED

1. 26 vs. Texas A&M (77-26) on Dec. 4, 2012
2. 35 vs. Tennessee (60-35) on Dec. 4, 2002
3. 37 vs. Charlotte (55-37) on Jan. 31, 2020
4. 38 vs. Middle Tennessee (75-38) on Jan. 12, 2019
5. 41 vs. LSU (51-41) on Dec. 15, 2008
6. 42 vs. Boise State (52-42) on Jan. 25, 2009
6. 42 vs. Mississippi State (72-42) on Dec. 3, 2008
8. 43 vs. Little Rock (43-38) on Dec. 2, 2019
9. 44 vs. Southeastern Louisiana (81-44) on Feb. 8, 1975
9. 44 vs. Tennessee (67-44) on March 29, 1987
9. 44 vs. LSU (61-44) on Dec. 30, 2006
9. 44 vs. Southern Miss (57-44) on Jan. 30, 2021
9. 44 at Ole Miss (62-44) on Nov. 19, 2021
9. 44 at Marshall (62-44) on Dec. 30, 2021
9. 44 at Texas (96-44) on Nov. 19, 2023

### BASKETBALL HALL OF FAMERS

A total of nine former Louisiana Tech coaches and/or players have been enshrined into the Women's Basketball Hall of Fame. The list is a who's who of Louisiana Tech's women's basketball lore. Leon Barmore, Teresa Weatherspoon and Kim Mulkey are also a part of the Naismith Memorial Basketball Hall of Fame.

|                     | WBB HOF       | Naismith HOF  |
|---------------------|---------------|---------------|
| Kim Mulkey          | Class of 2000 | Class of 2020 |
| Leon Barmore        | Class of 2003 | Class of 2003 |
| Janice Lawrence     | Class of 2006 |               |
| Pam Kelly           | Class of 2007 |               |
| Sonja Hogg          | Class of 2009 |               |
| Teresa Weatherspoon | Class of 2010 | Class of 2019 |
| Gary Blair          | Class of 2013 |               |
| Kurt Budke          | Class of 2014 |               |
| Sue Donohoe         | Class of 2020 |               |

### KODAK/STATE FARM FACTORY

Louisiana Tech boasts **16** Kodak/State Farm All-Americans in its history.

| Player              | Year             |
|---------------------|------------------|
| Tamicha Jackson     | 2000             |
| Amanda Wilson       | 1999             |
| Debra Williams      | 1996             |
| Vickie Johnson      | 1995, 1996       |
| Venus Lacy          | 1990             |
| Nora Lewis          | 1989             |
| Teresa Weatherspoon | 1987, 1988       |
| Pam Gant            | 1985             |
| Janice Lawrence     | 1983, 1984       |
| Angela Turner       | 1982             |
| Pam Kelly           | 1980, 1981, 1982 |

### WADE TROPHY WINNERS

Louisiana Tech also boasts **three** Wade Trophy recipients. Named after 3-time national champion Delta State coach Margaret Wade, it is annually presented to the best player in the country (debut in 1978). LA Tech's three recipients of the award are **Pam Kelly** (1981-82), **Janice Lawrence** (1983-84) and **Teresa Weatherspoon** (1987-88).

#### Programs with most Wade Trophy Recipients

|                   |          |
|-------------------|----------|
| 1. UConn          | 8        |
| <b>2. LA Tech</b> | <b>3</b> |
| 2. Old Dominion   | 3        |
| 2. Texas          | 3        |
| 2. Baylor         | 3        |

## HISTORIC NOTES

### WNBA FACTORY

Adrienne Johnson became the 16th Louisiana Tech player selected in the WNBA Draft in 2011 as she was taken with the 28th overall selection (4th in the third round) by the Connecticut Sun. Tech has had a total of **21** former players that have played in the WNBA (includes free agent signees).

| Year | Player             | Team (Round)             |
|------|--------------------|--------------------------|
| 2011 | Adrienne Johnson   | Connecticut Sun (3rd)    |
| 2010 | Shanavia Dowdell   | Washington Mystics (2nd) |
| 2005 | Erica Smith-Taylor | Washington Mystics (2nd) |
| 2004 | Amisha Carter      | New York Liberty (2nd)   |
| 2004 | Trina Frierson     | Seattle Storm (2nd)      |
| 2003 | Cheryl Ford        | Detroit Shock (1st)      |
| 2002 | Ayana Walker       | Detroit Shock (2nd)      |
| 2002 | Takeisha Lewis     | Seattle Storm (3rd)      |
| 2000 | Betty Lennox       | Minnesota Lynx (1st)     |
| 2000 | Tamicha Jackson    | Detroit Shock (1st)      |
| 2000 | Shaka Massey       | Charlotte Sting (4th)    |
| 1999 | Amanda Wilson      | Phoenix Mercury (4th)    |
| 1999 | Alisa Burras*      | Portland Fire (1st)*     |
| 1997 | Vickie Johnson     | New York Liberty (2nd)   |
| 1997 | Racquel Spurlock   | Houston Comets (3rd)     |
| 1997 | Debra Williams     | Charlotte Sting (3rd)    |

\*, Expansion Draft

*Additional Techsters in WNBA (free agent, supplemental drafts)*

Teresa Weatherspoon, New York Liberty

Monica Maxwell, Washington Mystics

Venus Lacy, New York Liberty

Janice Lawrence, Cleveland Rockers

LaShawn Brown, Washington Mystics

## HISTORIC NOTES

### OVERTIME HISTORY

Tech is 25-22 all-time in OT games. Below is a list of LA Tech's all-time overtime results.

| OT History | Overall            | Home         | Road  | Neutral | League        |
|------------|--------------------|--------------|-------|---------|---------------|
| Overall:   | 27-22              | 6-8          | 16-11 | 5-3     | 15-10         |
| 1 OT       | 20-21              | 4-8          | 13-10 | 3-3     | 11-9          |
| 2 OT       | 5-0                | 2-0          | 2-0   | 1-0     | 3-0           |
| 3 OT       | 2-1                | 0-0          | 1-1   | 1-0     | 1-1           |
| 1974-75    | Northwestern State | L 86-77      |       |         | Neutral       |
| 1974-75    | Northwestern State | W 87-83      |       |         | Neutral       |
| 1976-77    | Southeastern LA    | L 104-102    |       |         | Ruston        |
| 1977-78    | Kansas             | W 90-82      |       |         | Neutral       |
| 1979-80    | Rutgers            | W 89-83      |       |         | Piscataway    |
| 1984-85    | ULM                | W 79-77      |       |         | Ruston        |
| 1984-85    | Southern Cal       | W 83-79      |       |         | Los Angeles   |
| 1986-87    | Long Beach State   | L 99-95      |       |         | Long Beach    |
| 1987-88    | Texas              | W 83-80      |       |         | Austin        |
| 1988-89    | Tennessee          | L 62-61      |       |         | Neutral       |
| 1990-91    | Texas Tech         | L 79-67      |       |         | Lubbock       |
| 1990-91    | Stephen F. Austin  | L 77-74      |       |         | Ruston        |
| 1991-92    | Western Kentucky   | L 72-66      |       |         | Bowling Green |
| 1991-92    | Northern Illinois  | L 77-71      |       |         | DeKalb        |
| 1992-93    | Ole Miss           | W 68-64      |       |         | Oxford        |
| 1993-94    | Western Kentucky   | W 87-82      |       |         | Bowling Green |
| 1995-96    | Connecticut        | W 83-81      |       |         | Neutral       |
| 2003-04    | Rice               | L 87-84      |       |         | Houston       |
| 2004-05    | Illinois           | L 71-65      |       |         | Ruston        |
| 2004-05    | Hawaii             | L 79-78      |       |         | Honolulu      |
| 2004-05    | Fresno State       | W 92-87 2ot  |       |         | Neutral       |
| 2005-06    | Iowa               | W 95-91 2ot  |       |         | Ruston        |
| 2005-06    | Hawaii             | W 71-66      |       |         | Honolulu      |
| 2008-09    | Utah State         | W 90-82      |       |         | Logan         |
| 2008-09    | Idaho              | W 67-63      |       |         | Moscow        |
| 2008-09    | Nevada             | L 91-88      |       |         | Reno          |
| 2009-10    | Idaho              | W 74-71      |       |         | Ruston        |
| 2009-10    | Fresno State       | L 81-78      |       |         | Ruston        |
| 2010-11    | Hawaii             | W 74-69      |       |         | Honolulu      |
| 2010-11    | Fresno State       | W 94-92 3ot  |       |         | Fresno        |
| 2010-11    | Fresno State       | W 90-84      |       |         | Ruston        |
| 2011-12    | Prairie View       | W 89-83 3ot  |       |         | Neutral       |
| 2012-13    | Denver             | W 82-77 2ot  |       |         | Denver        |
| 2012-13    | Utah State         | L 76-75      |       |         | Ruston        |
| 2013-14    | Tulsa              | W 82-75      |       |         | Tulsa         |
| 2014-15    | Southern Miss      | L 79-77      |       |         | Ruston        |
| 2015-16    | UTSA               | W 82-72      |       |         | San Antonio   |
| 2015-16    | Rice               | L 72-67      |       |         | Birmingham    |
| 2016-17    | Clemson            | L 78-67      |       |         | Clemson       |
| 2016-17    | Rice               | W 70-67      |       |         | Houston       |
| 2016-17    | SMU                | L 75-70      |       |         | Dallas        |
| 2018-19    | Houston            | W, 100-88    |       |         | Ruston        |
| 2018-19    | Marshall           | L, 90-88 3ot |       |         | Huntington    |
| 2019-20    | North Texas        | L, 74-69     |       |         | Denton        |
| 2019-20    | Rice               | L, 73-60     |       |         | Ruston        |
| 2020-21    | Marshall           | W, 61-51     |       |         | Huntington    |
| 2021-22    | Rice               | W, 90-80 2ot |       |         | Ruston        |
| 2022-23    | Vanderbilt         | L, 70-75     |       |         | Ruston        |
| 2022-23    | Charlotte          | W, 83-79 2ot |       |         | Charlotte     |

## TEAM GAME RECORDS

### MOST POINTS SCORED

- 130 by Tech vs. Cleveland St., 12-28-98
- 126 by Tech vs. UTPA, 2-18-89
- 124 by Tech vs. UL-Lafayette, 3-9-90

### FEWEST POINTS

- 24 by UCLA vs. Tech, 1-4-84
- 25 by UTPA vs. Tech, 2-18-89
- 29 by St. John vs. Tech, 12-1-95

### FIELD GOALS ATTEMPTED

- 96 by Tech vs. Alcorn State, 12-4-92
- 95 by Tech vs. UTPA, 2-24-96
- 94 by Tech vs. Texas Tech, 1-13-88

### FIELD GOALS MADE

- 55 by Tech vs. Cleveland St., 12-28-98
- 53 by Tech vs. Arkansas St., 12-11-87
- 48 by Tech vs. U.S. International, 12-12-86

### FIELD GOAL PERCENTAGE

- 69.1 by Tech (34-49) vs. Tenn., 12-14-82
- 68.1 by Tech (47-61) vs. Lamar, 1-30-88
- 66.0 by Tech (35-53) vs. UTA, 11-24-97

### THREE-POINT FIELD GOALS ATTEMPTED

- 37 by Florida Atlantic, 1-22-14
- 34 by Tech vs. Illinois, 12-4-04
- 32 by Idaho vs. Tech 1-30-10
- 32 by Tech vs. LSU-A 11-6-23

### THREE-POINT FIELD GOALS MADE

- 14 by Tech vs. USM, 2-17-17
- 12 by Tech vs. LCU, 11-9-23
- 12 by New Orleans vs. Tech, 3-6-98
- 12 by Tech vs. UTPA, 2-23-91
- 11 by Tech vs. South Ala., 2-6-99
- 11 by W. Kentucky vs. Tech 2-10-95

### THREE-POINT FIELD GOAL PERCENTAGE

(minimum 10 attempted)

- 70.0 by Tech (7-10) vs. UTSA, 2-1-14
- 64.7 by Tech (11-17) vs. So. Ala., 2-6-99
- 63.6 by Penn St. (7-11) vs. Tech, 3-14-99
- 63.6 by Tennessee (7-11) vs. Tech, 2-5-91

### FREE THROWS ATTEMPTED

- 50 by Tech vs. UCLA, 1-4-84
- 49 by Tech vs. Lamar, 1-17-98
- 48 by Tech vs. San Diego State, 1-13-86

### FREE THROWS MADE

- 33 by Tech vs. Lamar, 1-17-98
- 33 by Tech vs. San Diego State, 1-13-86
- 32 by Tech vs. UCLA, 1-4-84
- 32 by Tech vs. NMSU 1-16-10
- 32 by SJSU vs. Tech, 1-24-13

### FREE THROW PERCENTAGE

(minimum 10 attempted)

- 100.0 by ULL (12-12) vs. Tech, 1-10-96
- 100.0 by WKU (10-10) vs. Tech, 12-3-83
- 100.0 by Marshall (10-10) vs. Tech, 3-3-16

### REBOUNDS

- 74 by Tech vs. UTPA, 1-18-90
- 74 by Tech vs. SMU, 2-16-02

- 72 by Tech vs. UL-Lafayette, 2-4-89

### ASSISTS

- 37 by Tech vs. UL-Lafayette, 3-9-90
- 34 by Tech vs. Arkansas State, 12-11-87
- 33 by Tech vs. South Alabama, 1-12-98

### STEALS

- 27 by Tech vs. SLU, 12-5-84
- 26 by Tech vs. Arkansas State, 1-14-99
- 25 by Tech vs. UL-Lafayette, 1-8-98
- 25 by Tech vs. McNeese State, 1-17-83

### BLOCKED SHOTS

- 17 by Tech vs. Nicholls State, 11-26-08
- 15 by Tech vs. Miss. College, 11-30-83
- 15 by Idaho vs. Tech, 1-12-12

## INDIVIDUAL GAME RECORDS

### MOST POINTS

- 50 Kierra Anthony, Tech vs. UH, 11-14-18
- 47 Sheila Ethridge, Tech vs. UTPA, 2-23-91
- 46 Crystal Smith, Iowa vs. Tech, 11-22-05
- 45 Kierra Anthony, Tech vs. USM, 2-9-19
- 44 Anna Larr Roberson vs. Rice, 2-24-22

### MOST FIELD GOALS ATTEMPTED

- 39 Sheila Ethridge, Tech vs. Tenn., 2-5-91
- 36 Kim Perrot, UL-Lafayette vs. Tech, 3-9-90
- 31 Sheila Ethridge, Tech vs. Lamar, 3-9-91
- 30 Keiunna Walker, Tech vs. Rice, 2-24-22
- 30 Kim Perrot, UL-Lafayette vs. Tech, 2-22-90
- 30 Kierra Anthony, Tech vs. USM, 2-9-19

### MOST FIELD GOALS MADE

- 20 Anna Larr Roberson, Tech vs. Rice, 2-24-22
- 20 Belinda Jones, Tech vs. New Orleans, 1975
- 19 Kierra Anthony, Tech vs. UH, 11-14-18
- 18 Sheila Ethridge, Tech vs. UTPA, 2-23-91
- 17 Kierra Anthony, Tech vs. USM, 2-9-19
- 17 Pam Gant, Tech vs. Penn State, 1-7-85

### MOST THREE-POINT FIELD GOALS ATTEMPTED

- 23 Sheila Ethridge, Tech vs. Tenn., 2-5-91
- 20 Kim Perrot, UL-Lafayette vs. Tech, 3-9-90
- 19 Kim Sitzman, UALR, vs. Tech 12-22-08
- 17 Sheila Ethridge, Tech vs. UTEP, 2-23-91
- 17 Victoria Morris, ODU vs. Tech, 1-26-18

### MOST THREE-POINT FIELD GOALS MADE

- 10 Sheila Ethridge, Tech vs. UTEP, 2-23-91
- 8 Sheila Ethridge, Tech vs. Tenn., 2-5-91
- 7 Sonja Tate, Ark. State vs. Tech, 2-15-93
- 7 Abby Vaughan, Boise St., vs. Tech, 1-3-02
- 7 Ashley Bastian, Boise St. vs. Tech, 2-15-03
- 7 Brietta Thomas, Tech vs. Boise St., 3-3-11
- 7 Victoria Vivians, Miss St vs. Tech, 12-13-15
- 7 Taylor Stahly, Tech vs. Charlotte, 1-19-19

### MOST FREE THROWS ATTEMPTED

- 21 Shantel Hardison, Tech vs. Lamar, 2-15-92
- 17 Venus Lacy, Tech vs. Virginia, 12-10-88
- 17 Daisha Bradford, ULM vs. Tech 11-29-23

- 16 Kim Young, Southern Miss vs. Cleveland State, 12-29-98
- 16 Venus Lacy, Tech vs. LSU, 3-23-89
- 16 Tasha Williams, Tech vs. Rice, 1-1-05
- 16 Tasha Williams, Tech vs. Ole Miss, 12-20-05
- 16 Adrienne Johnson, Tech vs. Utah State, 1-20-11
- 16 Sophie Taylor, HBU vs. Tech, 12-21-17

### MOST FREE THROWS MADE

- 16 Adrienne Johnson, Tech vs. Utah State, 1-20-11
- 15 Tasha Williams, Tech vs. Rice, 1-1-05
- 15 Shantel Hardison, Tech vs. Lamar, 2-15-92
- 14 Kierra Anthony, Tech vs. UH, 11-14-18

### MOST REBOUNDS

- 23 Cheryl Ford, Tech vs. SMU, 3-6-03
- 22 Cindy Brown, Long Beach State vs. Tech, 1-10-86
- 21 Uirannah Jackson, Lamar vs. Tech, 2-15-92
- 21 Amisha Carter, Tech vs. UTEP, 1-31-04
- 21 Ty Moore, Tech vs. Nevada, 2-9-06

### MOST ASSISTS

- 17 Teresa Weatherspoon, Tech vs. ULM, 2-22-85
- 16 Teresa Weatherspoon, Tech vs. Texas Tech, 2-1-86
- 15 Kim Mulkey, Tech vs. Western Kentucky, 12-3-83
- 15 Teresa Weatherspoon, Tech vs. Auburn, 1-12-85
- 15 Teresa Weatherspoon, Tech vs. UL-Monroe, 1-6-87
- 15 Shantel Hardison, Tech vs. UL-Lafayette, 3-9-90
- 15 Jasmine Bendolph, Tech vs. Nevada, 2-2-12

### MOST BLOCKED SHOTS

- 14 by Alyssa Shriver, Tulsa vs. Tech,
- 8 Shanavia Dowdell, LA Tech vs. Nicholls State, 11-26-08
- 7 Cassandra Barker, UL-Monroe vs. Tech, 1-11-93
- 7 Ashley Walters, Idaho vs. Tech, 1-12-12

### MOST STEALS

- 10 Tasha Williams, Tech vs. Boise St., 3-1-03
- 10 Tasha Williams, Tech vs. Hawaii, 3-4-06
- 10 LaQuan Stallworth, Tech vs. South Alabama, 1-12-98
- 10 Teresa Weatherspoon, Tech vs. UCLA, 1-4-86
- 9 Teresa Weatherspoon, Tech vs. Cal State-Long Beach, 1-10-86

# TEAM SINGLE GAME RECORDS

## POINTS BY TECH

|        |                     |         |
|--------|---------------------|---------|
| 1. 130 | vs. Cleveland St.   | (98-99) |
| 2. 126 | vs. UTPA            | (88-89) |
| 3. 124 | vs. UL-Lafayette    | (89-90) |
| 4. 121 | vs. New Orleans     | (80-81) |
| 4. 121 | vs. Central Florida | (89-90) |
| 6. 119 | vs. Lamar           | (97-98) |
| 7. 118 | vs. New Orleans     | (97-98) |
| 8. 116 | vs. UL-Monroe       | (74-75) |
| 9. 115 | four times          |         |

## POINTS BY OPPONENT

|        |                   |         |
|--------|-------------------|---------|
| 1. 117 | by Miss. College  | (76-77) |
| 2. 106 | by Southeastern   | (76-77) |
| 3. 104 | by Southeastern   | (76-77) |
| 4. 99  | by Long Beach St. | (86-87) |
| 4. 99  | by Alabama        | (93-94) |
| 6. 96  | by Georgia Tech   | (15-16) |
| 6. 96  | by Texas          | (23-24) |
| 7. 95  | by Delta State    | (76-77) |
| 7. 95  | by Virginia       | (13-14) |
| 7. 95  | by UAB            | (18-19) |
| 10. 94 | by Texas          | (76-77) |
| 10. 94 | by Tennessee      | (93-94) |
| 10. 94 | by W. Kentucky    | (99-00) |
| 10. 94 | by Tennessee      | (08-09) |

## REBOUNDS BY TECH

|        |                   |         |
|--------|-------------------|---------|
| 1. 96  | vs. UL-Monroe     | (74-75) |
| 2. 81  | vs. New Orleans   | (75-76) |
| 3. 76  | vs. Miss. College | (76-77) |
| 4. 74  | vs. Southern      | (78-79) |
| 4. 74  | vs. UTPA          | (89-90) |
| 4. 74  | vs. SMU           | (01-02) |
| 7. 73  | vs. Tulane        | (76-77) |
| 8. 72  | vs. LSU           | (76-77) |
| 8. 72  | vs. UL-Lafayette  | (88-89) |
| 10. 71 | twice             |         |

## REBOUNDS BY OPPONENT

|        |                  |         |
|--------|------------------|---------|
| 1. 71  | by NW (La.) St.  | (74-75) |
| 1. 71  | by Southern      | (75-76) |
| 3. 70  | by UL-Monroe     | (74-75) |
| 4. 68  | by Miss. College | (76-77) |
| 5. 66  | by LSU           | (74-75) |
| 5. 66  | by Southeastern  | (74-75) |
| 6. 66  | by Miss. College | (75-76) |
| 8. 63  | by LSU           | (77-78) |
| 9. 61  | by New Orleans   | (74-75) |
| 10. 60 | four times       |         |

## ASSISTS BY TECH

|        |                      |         |
|--------|----------------------|---------|
| 1. 37  | vs. UL-Lafayette     | (89-90) |
| 2. 34  | vs. Arkansas State   | (87-88) |
| 3. 33  | vs. Hawaii           | (79-80) |
| 3. 33  | vs. McNeese State    | (81-82) |
| 3. 33  | vs. Texas A&M        | (86-87) |
| 3. 33  | vs. South Alabama    | (97-98) |
| 7. 32  | vs. UL-Monroe        | (76-77) |
| 7. 32  | vs. McNeese State    | (79-80) |
| 7. 32  | vs. US International | (86-87) |
| 10. 31 | nine times           |         |

## ASSISTS BY OPPONENT

|        |                      |         |
|--------|----------------------|---------|
| 1. 33  | by Delta State       | (76-77) |
| 2. 31  | by UAB               | (18-19) |
| 3. 26  | by Connecticut       | (99-00) |
| 3. 26  | by Marquette         | (10-11) |
| 3. 26  | by Rice              | (13-14) |
| 6. 25  | by LSU               | (77-78) |
| 6. 25  | by Valdosta State    | (77-78) |
| 6. 25  | by Texas             | (17-18) |
| 6. 25  | by Texas             | (23-24) |
| 10. 24 | by Southeastern      | (76-77) |
| 10. 24 | by Texas A&M         | (79-80) |
| 10. 24 | by Texas A&M         | (13-14) |
| 10. 24 | by Mississippi State | (15-16) |

## STEALS BY TECH

|       |                    |         |
|-------|--------------------|---------|
| 1. 31 | vs. UL-Lafayette   | (98-99) |
| 2. 27 | vs. UL-Monroe      | (81-82) |
| 2. 27 | vs. UL-Lafayette   | (84-85) |
| 4. 26 | vs. Arkansas State | (98-99) |
| 4. 26 | vs. UALR           | (99-00) |
| 4. 25 | vs. New Orleans    | (80-81) |
| 7. 25 | vs. UL-Lafayette   | (97-98) |
| 8. 24 | six times          |         |

## STEALS BY OPPONENT

|       |                      |         |
|-------|----------------------|---------|
| 1. 22 | by Tennessee         | (06-07) |
| 1. 22 | by Fresno State      | (10-11) |
| 3. 21 | by Auburn            | (17-18) |
| 4. 19 | by Houston           | (10-11) |
| 5. 18 | by NW (La.) State    | (77-78) |
| 5. 18 | by UL-Monroe         | (77-78) |
| 5. 18 | by Nicholls State    | (16-17) |
| 5. 18 | by Clemson           | (17-18) |
| 9. 17 | by Memphis State     | (78-79) |
| 9. 17 | by McNeese State     | (79-80) |
| 9. 17 | by San Diego St.     | (84-85) |
| 9. 17 | by Nevada            | (08-09) |
| 9. 17 | by Mississippi State | (09-10) |
| 9. 17 | by Seattle           | (12-13) |

|       |                 |         |
|-------|-----------------|---------|
| 9. 17 | by Nicholls St. | (15-16) |
|-------|-----------------|---------|

## BLOCKS BY TECH

|       |                     |         |
|-------|---------------------|---------|
| 1. 17 | vs. Nicholls State  | (08-09) |
| 2. 15 | vs. Miss. College   | (83-84) |
| 2. 15 | vs. Nicholls State  | (87-88) |
| 4. 14 | vs. Miss. College   | (86-87) |
| 5. 13 | vs. Southern Calif. | (84-85) |
| 5. 13 | vs. Miami           | (85-86) |
| 7. 12 | vs. Memphis State   | (78-79) |
| 8. 11 | vs. Nebraska        | (79-80) |
| 8. 11 | vs. San Diego St.   | (84-85) |
| 8. 11 | vs. UL-Lafayette    | (89-90) |
| 8. 11 | vs. North Texas     | (00-01) |

## BLOCKS BY OPPONENT

|        |                    |         |
|--------|--------------------|---------|
| 1. 15  | by Idaho           | (11-12) |
| 2. 14  | by Old Dominion    | (81-82) |
| 2. 14  | by Tulsa           | (01-02) |
| 2. 14  | by Rice            | (03-04) |
| 2. 14  | by Marshall        | (20-21) |
| 6. 13  | by Tulsa           | (03-04) |
| 7. 11  | by UL-Monroe       | (92-93) |
| 7. 11  | by Duke            | (03-04) |
| 7. 11  | by Tennessee       | (07-08) |
| 10. 10 | 13 Different Times |         |

## TURNOVERS BY TECH

|       |                    |         |
|-------|--------------------|---------|
| 1. 37 | vs. NW (La.) State | (76-77) |
| 2. 35 | vs. Panola JC      | (75-76) |
| 2. 35 | vs. Southern       | (77-78) |
| 2. 35 | vs. McNeese State  | (79-80) |
| 2. 35 | vs. Fresno State   | (10-11) |
| 6. 34 | vs. Nicholls State | (75-76) |
| 6. 34 | vs. NW (La.) State | (76-77) |
| 8. 33 | vs. Panola JC      | (77-78) |
| 9. 32 | vs. NW (La.) State | (75-76) |
| 9. 32 | vs. New Orleans    | (75-76) |
| 9. 32 | vs. Texas          | (76-77) |

## TURNOVERS BY OPPONENT

|        |                   |         |
|--------|-------------------|---------|
| 1. 45  | by UL-Monroe      | (81-82) |
| 2. 43  | by Nicholls State | (75-76) |
| 2. 43  | by McNeese State  | (82-83) |
| 4. 42  | by La. College    | (75-76) |
| 4. 42  | by Nicholls State | (76-77) |
| 6. 41  | by UL-Lafayette   | (98-99) |
| 6. 41  | by UALR           | (99-00) |
| 8. 40  | by Ouachita Bapt. | (75-76) |
| 8. 40  | by SFA            | (02-03) |
| 10. 39 | five times        |         |

## FIELD GOALS MADE BY TECH

|        |                      |         |
|--------|----------------------|---------|
| 1. 55  | vs. Cleveland St.    | (98-99) |
| 2. 53  | vs. Arkansas State   | (87-88) |
| 2. 53  | vs. UL-Lafayette     | (89-90) |
| 4. 52  | vs. UL-Monroe        | (74-75) |
| 4. 52  | vs. New Orleans      | (80-81) |
| 6. 48  | vs. McNeese State    | (81-82) |
| 6. 48  | vs. US International | (86-87) |
| 6. 48  | vs. UTPA             | (88-89) |
| 6. 48  | vs. UTPA             | (87-88) |
| 10. 47 | three times          |         |

## FIELD GOALS MADE BY OPPONENT

|        |                  |         |
|--------|------------------|---------|
| 1. 44  | by Southeastern  | (76-77) |
| 2. 41  | by Miss. College | (76-77) |
| 3. 40  | by LSU           | (74-75) |
| 3. 40  | by Southeastern  | (76-77) |
| 3. 40  | by Texas         | (76-77) |
| 3. 39  | by Tennessee     | (79-80) |
| 7. 38  | by LSU           | (79-80) |
| 7. 38  | by Oral Roberts  | (11-12) |
| 7. 38  | by Texas         | (23-24) |
| 10. 37 | seven times      |         |

## FIELD GOALS ATTEMPTED BY TECH

|        |                     |         |
|--------|---------------------|---------|
| 1. 112 | vs. UL-Monroe       | (74-75) |
| 2. 103 | vs. Nicholls State  | (74-75) |
| 3. 101 | vs. UL-Monroe       | (74-75) |
| 4. 99  | vs. UL-Monroe       | (74-75) |
| 5. 98  | vs. NW (La.) State  | (74-75) |
| 6. 97  | vs. Miss. College   | (76-77) |
| 6. 97  | vs. Central Florida | (89-90) |
| 8. 96  | vs. Alcorn State    | (82-83) |
| 9. 95  | four times          |         |

## FIELD GOALS ATTEMPTED BY OPPONENT

|        |                   |         |
|--------|-------------------|---------|
| 1. 104 | by NW (La.) State | (76-77) |
| 2. 101 | by Miss. College  | (76-77) |
| 3. 95  | by LSU            | (74-75) |
| 4. 94  | by Southern       | (79-80) |
| 5. 92  | by LSU            | (74-75) |
| 5. 92  | by Southern       | (77-78) |
| 7. 89  | by NW (La.) State | (75-76) |
| 7. 89  | by Texas          | (76-77) |
| 9. 88  | by NW (La.) State | (75-76) |
| 9. 88  | by NW (La.) State | (76-77) |

## 3-POINTERS MADE BY TECH

|       |                   |         |
|-------|-------------------|---------|
| 1. 14 | vs. Southern Miss | (17-18) |
| 2. 13 | vs. Southern Miss | (18-19) |
| 3. 12 | vs. LA Christian  | (23-24) |

|       |                    |         |
|-------|--------------------|---------|
| 3. 12 | vs. Middle Tenn    | (19-20) |
| 3. 12 | vs. North Texas    | (14-15) |
| 3. 12 | vs. UTPA           | (90-91) |
| 7. 11 | vs. UTEP           | (13-14) |
| 7. 11 | vs. Arizona        | (98-99) |
| 7. 11 | vs. South Alabama  | (98-99) |
| 7. 11 | vs. W. Kentucky    | (99-00) |
| 7. 11 | vs. Boise State    | (04-05) |
| 7. 11 | vs. Charlotte      | (18-19) |
| 7. 11 | vs. Missouri State | (18-19) |
| 7. 11 | vs. Arkansas St    | (18-19) |
| 7. 11 | vs. UTEP           | (19-20) |

## 3-POINTERS MADE BY OPPONENT

|       |                     |         |
|-------|---------------------|---------|
| 1. 17 | by UAB              | (18-19) |
| 2. 16 | by Richmond         | (23-24) |
| 3. 15 | by Middle Tennessee | (21-22) |
| 3. 15 | by Fresno State     | (11-12) |
| 5. 14 | by Rice             | (20-21) |
| 6. 13 | by Fresno State     | (07-08) |
| 6. 13 | by Rice             | (18-19) |
| 8. 12 | by New Orleans      | (97-98) |
| 8. 12 | by SMU              | (03-04) |
| 8. 12 | by Fresno State     | (07-08) |
| 8. 12 | by Fresno State     | (08-09) |
| 8. 12 | by McNeese State    | (08-09) |

## 3-POINTERS ATTEMPTED BY TECH

|        |                     |         |
|--------|---------------------|---------|
| 1. 36  | vs. NW (La.) State  | (14-15) |
| 2. 34  | vs. Illinois        | (04-05) |
| 3. 32  | vs. LSU-A           | (23-24) |
| 4. 31  | vs. UTSA            | (19-20) |
| 4. 31  | vs. Marshall        | (19-20) |
| 6. 30  | vs. Tennessee       | (90-91) |
| 7. 29  | vs. LA Christian    | (23-24) |
| 7. 29  | vs. Marshall        | (20-21) |
| 9. 28  | vs. Southern Miss   | (17-18) |
| 10. 27 | vs. Houston Baptist | (17-18) |
| 10. 27 | vs. Missouri State  | (18-19) |

## 3-POINTERS ATTEMPTED BY OPPONENT

|        |                     |         |
|--------|---------------------|---------|
| 1. 42  | by Nicholls State   | (16-17) |
| 2. 40  | by Fresno State     | (11-12) |
| 3. 38  | by Middle Tennessee | (21-22) |
| 4. 37  | by Florida Atlantic | (13-14) |
| 4. 37  | by Fresno State     | (08-09) |
| 4. 37  | by Rice             | (16-17) |
| 7. 35  | by UAB              | (18-19) |
| 8. 34  | by Fresno State     | (11-12) |
| 9. 33  | by Fresno State     | (07-08) |
| 10. 32 | by SMU              | (03-04) |
| 10. 32 | by Idaho            | (09-10) |

## FREE THROWS MADE BY TECH

|       |                    |         |
|-------|--------------------|---------|
| 1. 40 | vs. McNeese        | (21-22) |
| 2. 34 | vs. Auburn         | (83-84) |
| 2. 34 | vs. UL-Monroe      | (93-94) |
| 2. 34 | vs. New Orleans    | (99-00) |
| 5. 33 | vs. NW (La.) State | (80-81) |
| 5. 33 | vs. San Diego St.  | (85-86) |
| 5. 33 | vs. Lamar          | (97-98) |
| 8. 32 | vs. UCLA           | (83-84) |
| 8. 32 | vs. S. F. Austin   | (84-85) |
| 8. 32 | vs. NMSU           | (09-10) |

## FREE THROWS MADE BY OPPONENT

|        |                      |         |
|--------|----------------------|---------|
| 1. 36  | by UL-Monroe         | (85-86) |
| 2. 35  | by Miss. College     | (76-77) |
| 3. 33  | by UTEP              | (14-15) |
| 3. 33  | by Mississippi State | (14-15) |
| 3. 33  | by W. Kentucky       | (05-06) |
| 6. 32  | by San Jose State    | (12-13) |
| 7. 31  | by Lamar             | (90-91) |
| 7. 31  | by Tennessee         | (91-92) |
| 7. 31  | by Seattle           | (12-13) |
| 10. 29 | by Auburn            | (89-90) |
| 10. 29 | by Tennessee         | (92-93) |
| 10. 29 | by Tennessee         | (01-02) |

## FREE THROWS ATTEMPTED BY TECH

|        |                      |         |
|--------|----------------------|---------|
| 1. 51  | vs. UTSA             | (15-16) |
| 2. 50  | vs. UCLA             | (83-84) |
| 3. 49  | vs. Lamar            | (97-98) |
| 4. 48  | vs. San Diego St.    | (85-86) |
| 5. 47  | vs. NMSU             | (09-10) |
| 6. 46  | vs. McNeese          | (21-22) |
| 6. 46  | vs. Cal Poly Pomona  | (84-85) |
| 6. 46  | vs. Virginia         | (88-89) |
| 6. 46  | vs. Alabama          | (89-90) |
| 10. 45 | vs. S. F. Austin     | (84-85) |
| 10. 45 | vs. Miss. Valley St. | (89-90) |
| 10. 45 | vs. UL-Monroe        | (90-91) |

## FREE THROWS ATTEMPTED BY OPPONENT

|       |                      |         |
|-------|----------------------|---------|
| 1. 46 | by Mississippi State | (14-15) |
| 2. 45 | by UL-Monroe         | (74-75) |
| 2. 45 | by W. Kentucky       | (05-06) |
| 4. 42 | by San Diego         | (91-92) |
| 5. 41 | by Miss. College     | (76-77) |
| 5. 41 | by Southeastern      | (80-81) |
| 5. 41 | by New Orleans       | (90-91) |

|       |                      |  |
|-------|----------------------|--|
| 8. 40 | Nine Different Times |  |
|-------|----------------------|--|

## LARGEST MARGINS OF VICTORY

|        |                             |                            |
|--------|-----------------------------|----------------------------|
| 1. 101 | vs. UT-Pan American         | (126-25) on Feb. 18, 1989  |
| 2. 88  | vs. Morgan State            | (109-21) on Dec. 17, 1993  |
| 3. 83  | vs. UT-Pan American         | (111-28) on Jan. 28, 1989  |
| 4. 79  | vs. Arkansas State          | (108-29) on March 10, 1989 |
| 5. 77  | vs. UT-Pan American         | (115-38) on Feb. 14, 1998  |
| 6. 75  | vs. Cleveland State         | (130-55) on Dec. 28, 1998  |
| 6. 75  | vs. UL-Lafayette            | (111-36) on Jan. 10, 1996  |
| 8. 73  | vs. UL-Lafayette            | (124-51) on March 9, 1990  |
| 9. 72  | vs. UL-Lafayette            | (106-34) on Jan. 14, 1976  |
| 10. 71 | on three separate occasions |                            |

## LARGEST MARGINS OF DEFEAT

|        |                            |                          |
|--------|----------------------------|--------------------------|
| 1. 52  | vs. Texas                  | (96-44) on Nov. 19, 2023 |
| 2. 51  | vs. Texas A&M              | (77-26) on Dec. 4, 2012  |
| 3. 37  | vs. Southeastern Louisiana | (81-44) on Feb. 8, 1975  |
| 3. 37  | vs. Middle Tennessee       | (75-38) on Jan. 12, 2019 |
| 5. 36  | vs. Rice                   | (78-42) on March 2, 2019 |
| 5. 36  | vs. Arizona State          | (80-44) on Dec. 1, 2018  |
| 7. 35  | vs. Tennessee              | (94-59) on Nov. 23, 2009 |
| 8. 34  | vs. Tennessee              | (94-60) on Dec. 22, 1993 |
| 8. 34  | vs. Texas                  | (88-54) on Nov. 30, 2017 |
| 10. 31 | vs. LSU                    | (76-45) on Dec. 16, 2008 |
| 10. 31 | vs. East Carolina          | (86-55) on Jan. 18, 2013 |

## FEWEST POINTS SCORED

|       |                      |                          |
|-------|----------------------|--------------------------|
| 1. 26 | vs. Texas A&M        | (77-26) on Dec. 4, 2012  |
| 2. 35 | vs. Tennessee        | (60-35) on Dec. 4, 2002  |
| 3. 37 | vs. Charlotte        | (55-37) on Jan. 30, 2020 |
| 4. 38 | vs. Middle Tennessee | (75-                     |

# INDIVIDUAL SINGLE GAME RECORDS

## POINTS

- 50 Kierra Anthony (18-19) vs. Houston
- 47 Sheila Ethridge (90-91) vs. UTPA
- 45 Kierra Anthony (18-19) vs. Southern Miss
- 45 Kelia Shelton (12-13) vs. USTA
- 44 Anna Larr Roberson (21-22) vs. Rice
- 43 LaVerne Henderson (74-75) vs. Nicholls St.
- 43 Belinda Jones (74-75) vs. New Orleans
- 42 Pam Gant (84-85) vs. Penn State
- 42 Sheila Ethridge (90-91) vs. Tennessee
- 41 Belinda Jones (74-75) vs. UL-Monroe
- 41 Pam Kelly (81-82) vs. UCLA

## OPPONENT POINTS

- 46 Crystal Smith (05-06), Iowa
- 43 Cheryl Miller (84-85), USC
- 40 Rosie Walker (78-79), SFA
- 39 Lisa Brewer (74-75), Northwestern St.
- 39 Rosie Walker (76-77), Panola JC
- 39 Shante Perry (08-09), McNeese State
- 38 Jean Darbonne (78-79), Northwestern St.
- 37 Saudia Rountree (95-96), Georgia
- 37 Chasity Melvin (97-98), N.C.State
- 36 Maree Jackson (76-77), LSU
- 36 Penny Toler (86-87), Long Beach St.
- 36 Victoria Vivians (15-16), Mississippi State

## REBOUNDS

- 37 LaVerne Henderson (74-75) vs. UL-Monroe
- 26 Elinor Griffin (77-78) vs. Southern
- 25 Cheryl Ford (02-03) vs. Fresno State
- 25 Elinor Griffin (77-78) vs. Panola JC
- 24 Elinor Griffin (77-78) vs. LSU
- 23 Cheryl Ford (02-03) vs. SMU
- 23 LaVerne Henderson (74-75) vs. UL-Monroe
- 23 Elinor Griffin (77-78) vs. Panola JC
- 23 Pam Kelly (79-80) vs. LSU
- 22 Elinor Griffin (75-76) vs. LSU
- 22 Lori Scott (79-80) vs. UL-Monroe

## OPPONENT REBOUNDS

- 30 Vickie Chapman (74-75), McNeese State
- 23 Cheryl Miller (84-85), USC
- 21 Cindy Brown (85-86) 22, Long Beach St.
- 21 T. Jones (75-76), Southern
- 21 Uriannah Jackson (81-82), Lamar
- 20 Alfrenda Craft (76-77), Miss. College
- 20 Anne Donovan (80-81), Old Dominion
- 20 Debra Mitchell (82-83), Miss. College
- 20 Kara Wolters (95-96), Connecticut
- 20 Shalee Lening (05-06), Kansas State
- 20 Kamilah Jackson (10-11), Hawaii

## ASSISTS

- 23 Mary Nell Kendrick (76-77) vs. UL-Monroe
- 18 Mary Nell Kendrick (78-79) vs. LSU
- 17 Teresa Weatherspoon (84-85) vs. UL-Monroe
- 16 Jennifer White (79-80) vs. Memphis
- 16 Teresa Weatherspoon (85-86) vs. Texas Tech
- 15 Mary Nell Kendrick (76-77) vs. Miss. Col.
- 15 Mary Nell Kendrick (76-77) vs. LSU
- 15 Jennifer White (79-80) vs. UL-Monroe
- 15 Teresa Weatherspoon (87-88) vs. Okla. St.
- 15 Jasmine Bendolph (11-12) vs. Nevada

## OPPONENT ASSISTS

- 17 Suzie McConnell (85-86), Penn State
- 14 Debbie Black (76-77), Delta State
- 14 Missy Weisinger (78-79), SFA
- 13 Jordan Jones (13-14), Texas A&M
- 12 Debbie Lytle (81-82), Maryland
- 12 Pam Webber (91-92), Connecticut
- 12 Helen Darling (99-00), Penn State
- 11 Ten Players Tied

## STEALS

- 10 Teresa Weatherspoon (85-86) vs. UCLA
- 10 LaQuan Stallworth (97-98) vs. So. Ala.
- 10 Tasha Williams (02-03) vs. Boise State
- 10 Tasha Williams (05-06) vs. Hawaii
- 9 Teresa Weatherspoon (85-86) vs. Long Bch. St.
- 9 Teresa Weatherspoon (87-88) vs. Pepperdine
- 9 Amanda Wilson (97-98) vs. Arizona
- 8 10 Players Tied

## OPPONENT STEALS

- 9 Luisa Harris (76-77), Delta State
- 9 Dana Holsten (91-92), Arkansas State
- 8 Annan Wilson (88-89), Colorado
- 8 Jillian Robbins (03-04), Tulsa
- 8 Alberta Auguste (06-07), Tennessee
- 8 Sayja Sumler (10-11), San Jose State
- 8 Danielle Edwards (17-18), Clemson

- 8 Valerie Nesbit (19-20), Ole Miss
- 8 Sacha Washington (23-24), Vanderbilt
- 7 Linda Kinard (77-78), UL-Monroe
- 7 Rosalind Polk (83-84), SFA
- 7 Ramona Jones (91-92), Lamar
- 7 Hamchetou Maiga (99-00), Old Dominion
- 7 Kimya Murray (01-02), UTEP
- 7 Raigyne Moncrief (14-15), LSU
- 7 Loryn Goodwin (16-17), UTSA

## BLOCKS

- 9 Tori Harrison (84-85) vs. Southern Cal
- 8 Tori Harrison (85-86) vs. New Orleans
- 8 Shanavia Dowdell (08-09) vs. Nicholls St
- 7 Tori Harrison (86-87) vs. Miami
- 7 Margaret DeCiman (04-05) vs. Boise St
- 6 Numerous Times

## OPPONENT BLOCKS

- 14 Alyssa Shriver (01-02), Tulsa
- 12 Anne Donovan (79-80), Old Dominion
- 12 Anne Donovan (81-82), Old Dominion
- 8 Anne Donovan (80-81), Old Dominion
- 7 Julie Gross (79-80), LSU
- 7 Uirannah Jackson (88-89), Lamar
- 7 Carrie Upshaw (88-89), New Orleans
- 7 Cassandra Barker (92-93), UL-Monroe
- 7 Kara Wolters (95-96), Connecticut
- 7 Candace Parker (06-07), Tennessee
- 7 Ashley Walters (11-12), Idaho
- 7 Mahogany Matthews (20-21), Marshall

## FIELD GOALS MADE

- 20 Anna Larr Roberson (21-22) vs. Rice
- 20 Belinda Jones (74-75) vs. New Orleans
- 19 Kierra Anthony (18-19) vs. Southern Miss
- 19 Belinda Jones (74-75) vs. UL-Monroe
- 18 Sheila Ethridge (90-91) vs. UTPA
- 17 Kierra Anthony (18-19) vs. Houston
- 17 Kay Ford (75-76) vs. UL-Lafayette
- 17 Elinor Griffin (77-78) vs. Northwestern St.
- 17 Elinor Griffin (77-78) vs. La. College
- 17 Elinor Griffin (78-79) vs. Tennessee
- 17 Pam Gant (83-84) vs. Tennessee
- 17 Pam Gant (84-85) vs. Penn State

## OPPONENT FIELD GOALS MADE

- 18 Rosie Walker (76-77), Panola JC
- 17 Joan Darbone (78-79), Northwestern St.
- 17 Cheryl Miller (84-85), USC
- 16 Diane Pittman (74-75), Northwestern St.
- 16 Lisa Brewer (75-76), Northwestern St.
- 16 Lisa Brewer (76-77), Northwestern St.
- 16 Penny Tolar (86-87), Long Beach St.
- 15 Susan Taylor (78-79), Valdosta State
- 15 Cindy Broydon (78-79), Tennessee
- 15 Eun Jung Lee (84-85), UL-Monroe
- 15 Sacha Washington (23-24), Vanderbilt

## FIELD GOAL ATTEMPTS

- 43 Belinda Jones (74-75) vs. UL-Monroe
- 39 Sheila Ethridge (90-91) vs. Tennessee
- 36 Belinda Jones (74-75) vs. UL-Monroe
- 34 Kierra Anthony (18-19) vs. UAB
- 32 Belinda Jones (74-75) vs. Northwestern St.
- 32 Mickie DeMoss (74-75) vs. AAU All-Stars
- 32 Mickie DeMoss (74-75) vs. Northwestern St.
- 32 Betty Lennox (99-00) vs. Old Dominion
- 31 Five Players Tied

## OPPONENT FIELD GOAL ATTEMPTS

- 36 Lisa Brewer (75-76), Northwestern St.
- 36 Kim Perrot (89-90), UL-Lafayette
- 32 Lisa Brewer (76-77), Northwestern St.
- 32 Lisa Brewer (76-77), Northwestern St.
- 31 Jackie Jackson (79-80), Southern
- 30 K. Lardner (79-80), Hawaii
- 30 Lynette Woodard (79-80), Kansas
- 30 Kim Perrot (89-90), UL-Lafayette
- 30 Kim Williams (96-97), Depaul
- 30 Lyndra Littles (08-09), Virginia

## 3-POINTERS MADE

- 10 Sheila Ethridge (90-91) vs. UTPA
- 8 Sheila Ethridge (90-91) vs. Tennessee
- 7 Taylor Stahly (18-19) vs. Charlotte
- 7 Sheila Ethridge (90-91) vs. LSU
- 7 Tamicha Jackson (98-99) vs. Arizona
- 7 Brooke Lassiter (01-02) vs. SMU
- 7 Aarica Rary-Boyd (05-06) vs. Utah State
- 7 Aarica Ray-Boyd (05-06) vs. San Jose St.
- 7 Brietta Thomas (10-11) vs. Boise State
- 6 Numerous Times

## OPPONENT 3-POINTERS MADE

- 9 Shante Perry (08-09), McNeese State
- 7 Deanna Kuzmanic (18-19), UAB
- 7 Rachael Childress (18-19), UAB
- 7 Sonja Tate (92-93), Arkansas State
- 7 Betsy Harris (93-94), Alabama
- 7 Abby Vaughan (01-02), Boise State
- 7 Ashley Bastian (02-03), Nevada
- 7 Victoria Vivians (15-16), Mississippi St.
- 7 Deanna Kuzmanic (17-18), UAB
- 7 Margaret Whitley (20-21), UAB

## 3-POINTERS ATTEMPTED

- 23 Sheila Ethridge (90-91) vs. Tennessee
- 17 Sheila Ethridge (90-91) vs. LSU
- 17 Sheila Ethridge (90-91) vs. UTPA
- 16 Brooke Lassiter (01-02) vs. UCSB
- 16 Brooke Pumroy (15-16) vs. Rice
- 14 Aarica Ray-Boyd (05-06) vs. Utah State
- 13 Tamicha Jackson (98-99) vs. Arizona
- 13 Aarica Ray-Boyd (05-06) vs. Hawaii
- 12 Numerous Times

## OPPONENT 3-POINTERS ATTEMPTED

- 20 Kim Perrot (89-90), UL-Lafayette
- 19 Kim Sitzman (08-09), UALR
- 17 Victoria Morris (17-18), ODU
- 16 Ciara Gregory (16-17), Charlotte
- 15 Ciara Gregory (16-17), Charlotte
- 15 Brenda Hatchett (91-92), Lamar
- 15 Sonja Tate (92-93), Arkansas State
- 15 Kelly Mazzante (03-04), Penn State
- 15 Victoria Vivians (15-16), Mississippi St.
- 14 Numerous Times

## FREE THROWS MADE

- 16 Adrienne Johnson (10-11) vs. Utah State
- 16 Alexis Malone (17-18) vs. North Texas
- 15 Pam Kelly (81-82) vs. UCLA
- 15 Shantel Hardison (91-92) vs. Lamar
- 15 Tasha Crain (04-05) vs. Rice
- 14 Kierra Anthony (18-19) vs. Houston
- 14 Cheryl Ford (02-03) vs. Tulsa
- 14 Mary Nell Kendrick (76-77) vs. NW (La.) St.
- 14 Kim Mulkey (83-84) vs. Auburn
- 13 Venus Lacy (88-89) vs. LSU
- 13 Shantel Hardison (91-92) vs. UCF
- 13 Amisha Carter (03-04) vs. SMU
- 13 Kierra Anthony (18-19) vs. Ole Miss
- 13 Keiunna Walker (20-21) vs. North Texas

## OPPONENT FREE THROWS MADE

- 18 Pam Cook (76-77), SE Louisiana
- 16 Angela Self (76-77), La. College
- 16 Sheila Thompson (77-78), La. College
- 16 Eun Jung Lee (85-86), UL-Monroe
- 16 Jasmine Crew (11-12), Seton Hall
- 15 Crystal Smith (05-06), Iowa
- 14 Mindy Sherred (86-87), No. Arizona
- 14 Robin Martin (91-92), New Orleans
- 14 Amber Watts (04-05), Ole Miss
- 14 Tasha Harris (09-10), Boise State

## FREE THROWS ATTEMPTED

- 22 Pam Kelly (81-82) vs. UCLA
- 21 Shantel Hardison (91-92) vs. Lamar
- 19 Shantel Hardison (91-92) vs. UCF
- 19 Cheryl Ford (02-03) vs. Tulsa
- 18 Tia Sossamon (80-81) vs. NW (La.) St.
- 18 Kim Mulkey (83-84) vs. Auburn
- 18 Alexis Malone (17-18) vs. North Texas
- 18 Reauna Cleaver (17-18) vs. FAU
- 17 Cheryl Ford (02-03) vs. San Jose St.
- 17 Venus Lacy (89-90) vs. Virginia
- 17 Brandi Wingate (15-16) vs. UTSA

## OPPONENT FREE THROWS ATTEMPTED

- 23 Pam Cook (76-77), SE Louisiana
- 21 Angela Self (76-77), La. College
- 21 Jasmine Crew (11-12), Seton Hall
- 20 Whitney York (09-10), UTSA
- 19 Maree Jackson (77-78), LSU
- 19 Crystal Smith (05-06), Iowa
- 18 Alexis Williams (97-98), UTPA
- 18 Tasha Harris (09-10), Boise State
- 18 Kamra King (14-15), UTSA
- 17 Numerous Times

## 100-POINT GAMES

| Score   | Diff | Opp.             | Season | Site |
|---------|------|------------------|--------|------|
| 130-55  | +75  | Cleveland St.    | 98-99  | H    |
| 126-25  | +101 | UTPA             | 88-89  | H    |
| 124-51  | +73  | UL-Lafayette     | 89-90  | H    |
| 121-57  | +64  | Central Fla.     | 89-90  | A    |
| 121-59  | +62  | New Orleans      | 80-81  | N    |
| 119-51  | +68  | Lamar            | 97-98  | H    |
| 118-50  | +68  | New Orleans      | 97-98  | H    |
| 116-66  | +50  | UL-Monroe        | 74-75  | N    |
| 115-38  | +77  | UTPA             | 97-98  | A    |
| 115-44  | +71  | So. Alabama      | 97-98  | H    |
| 115-76  | +39  | Southern         | 79-80  | H    |
| 115-67  | +48  | Northwestern     | 80-81  | H    |
| 114-53  | +61  | Tenn. Tech       | 81-82  | H    |
| 114-69  | +45  | UL-Lafayette     | 99-00  | H    |
| 114-67  | +47  | Arkansas St.     | 98-99  | A    |
| 113-50  | +63  | Ark. St.         | 87-88  | H    |
| 113-60  | +53  | McNeese St.      | 81-82  | H    |
| 112-70  | +42  | LSU-Alexandria   | 18-19  | H    |
| 111-36  | +75  | UL-Lafayette     | 95-96  | H    |
| 111-28  | +83  | UTPA             | 88-89  | H    |
| 111-40  | +71  | UL-Lafayette     | 95-96  | A    |
| 111-63  | +48  | Northwestern     | 79-80  | A    |
| 110-50  | +60  | New Orleans      | 98-99  | H    |
| 110-47  | +63  | Nevada           | 03-04  | H    |
| 110-57  | +53  | SLU              | 80-81  | H    |
| 110-70  | +40  | Alcorn St.       | 92-93  | H    |
| 109-60  | +49  | SFA              | 03-04  | A    |
| 109-60  | +49  | Miss. Col.       | 83-84  | H    |
| 109-21  | +88  | Morgan St.       | 93-94  | H    |
| 109-56  | +53  | Lamar            | 88-89  | H    |
| 108-50  | +58  | Nicholls St.     | 79-80  | H    |
| 108-72  | +36  | Nevada           | 04-05  | H    |
| 108-47  | +61  | Alcorn St.       | 81-82  | H    |
| 108-29  | +79  | Ark. St.         | 88-89  | H    |
| 108-54  | +54  | UTEP             | 02-03  | H    |
| 108-117 | -9   | Miss. Col.       | 76-77  | A    |
| 108-63  | +45  | New Orleans      | 94-95  | H    |
| 108-61  | +47  | New Orleans      | 99-00  | H    |
| 107-62  | +45  | Texas Tech       | 87-88  | H    |
| 107-51  | +56  | US Inter.        | 86-87  | N    |
| 107-57  | +50  | E. Wash.         | 87-88  | N    |
| 107-64  | +43  | SLU              | 79-80  | A    |
| 106-49  | +57  | Lamar            | 87-88  | H    |
| 106-34  | +72  | UL-Lafayette     | 75-76  | A    |
| 106-58  | +48  | Boise State      | 01-02  | A    |
| 106-70  | +36  | UTA              | 76-77  | N    |
| 106-59  | +47  | New Orleans      | 81-82  | A    |
| 106-85  | +21  | Southern Miss    | 18-19  | H    |
| 105-56  | +49  | Lamar            | 94-95  | H    |
| 105-83  | +22  | Southern         | 78-79  | N    |
| 105-47  | +58  | W. Kentucky      | 00-01  | H    |
| 105-75  | +30  | Oklahoma         | 82-83  | H    |
| 105-58  | +47  | S. F. Austin     | 81-82  | H    |
| 105-58  | +47  | Memphis          | 88-89  | A    |
| 104-73  | +31  | New Orleans      | 74-75  | N    |
| 104-48  | +56  | S. F. Austin     | 84-85  | N    |
| 104-53  | +51  | Lamar            | 97-98  | A    |
| 104-79  | +25  | Central Fla.     | 90-91  | H    |
| 104-71  | +33  | Maryland         | 79-80  | H    |
| 104-58  | +46  | UL-Monroe        | 82-83  | H    |
| 104-61  | +43  | Baylor           | 81-82  | H    |
| 104-61  | +43  | Northwestern     | 78-79  | A    |
| 104-61  | +43  | UTPA             | 93-94  | A    |
| 103-53  | +50  | Jarvis Christian | 21-22  | H    |

## 100-POINT GAMES

| Score   | Diff | Opp.           | Season | Site |
|---------|------|----------------|--------|------|
| 103-41  | +62  | UTPA           | 97-98  | H    |
| 103-46  | +57  | So. Alabama    | 93-94  | H    |
| 103-50  | +53  | Tulane         | 81-82  | H    |
| 103-51  | +52  | Washington     | 82-83  | N    |
| 103-71  | +32  | Kansas         | 83-84  | H    |
| 103-78  | +25  | Okla. St.      | 88-89  | H    |
| 103-58  | +45  | New Orleans    | 95-96  | H    |
| 103-59  | +44  | Hawaii         | 79-80  | A    |
| 103-63  | +40  | UCLA           | 81-82  | H    |
| 103-63  | +40  | LSU-Alexandria | 16-17  | H    |
| 102-104 | -2   | SLU            | 76-77  | H    |
| 102-45  | +57  | UL-Lafayette   | 77-78  | H    |
| 102-45  | +57  | UTPA           | 90-91  | H    |
| 102-31  | +71  | Hawaii-Pacific | 85-86  | A    |
| 102-47  | +55  | UL-Monroe      | 81-82  | H    |
| 102-76  | +26  | McNeese St.    | 79-80  | H    |
| 102-70  | +32  | La. Col.       | 80-81  | A    |
| 102-84  | +18  | Tennessee      | 78-79  | N    |
| 102-55  | +47  | So. Alabama    | 92-93  | H    |
| 102-58  | +44  | Nevada         | 01-02  | A    |
| 102-66  | +36  | Boise State    | 02-03  | A    |
| 101-88  | +13  | La. State      | 76-77  | H    |
| 101-46  | +55  | McNeese St.    | 78-79  | H    |
| 101-48  | +53  | McNeese St.    | 80-81  | H    |
| 101-51  | +50  | UTPA           | 95-96  | H    |
| 101-83  | +18  | Northwestern   | 76-77  | A    |
| 101-52  | +49  | UL-Lafayette   | 89-90  | H    |
| 101-56  | +45  | SE La.         | 80-81  | H    |
| 101-56  | +45  | Tenn. Tech     | 95-96  | H    |
| 101-57  | +44  | Oklahoma       | 81-82  | A    |
| 100-34  | +66  | Centenary      | 00-01  | H    |
| 100-42  | +58  | Lamar          | 96-97  | N    |
| 100-44  | +56  | UL-Lafayette   | 93-94  | H    |
| 100-44  | +56  | UL-Monroe      | 93-94  | H    |
| 100-50  | +50  | UL-Lafayette   | 97-98  | H    |
| 100-51  | +49  | Central Fla.   | 91-92  | H    |
| 100-52  | +48  | New Orleans    | 94-95  | A    |
| 100-52  | +48  | UL-Monroe      | 79-80  | H    |
| 100-54  | +46  | Kansas St.     | 89-90  | H    |
| 100-55  | +45  | Arkansas St.   | 96-97  | H    |
| 100-55  | +45  | Miss. Col.     | 81-82  | H    |
| 100-56  | +44  | Boise State    | 03-04  | N    |
| 100-60  | +40  | La. Col.       | 80-81  | H    |
| 100-61  | +39  | Kansas         | 78-79  | N    |
| 100-66  | +34  | Baylor         | 79-80  | N    |
| 100-68  | +32  | Miss. Col.     | 84-85  | A    |
| 100-72  | +28  | Cheyney St.    | 83-84  | N    |
| 100-88  | +12  | Houston        | 18-19  | H    |

### 100 Point Game Facts

- Lady Techsters 100 Point Game Record: 111-2
- Home 100-Point Game Record: 73-1
- Away/Neutral 100-Point Game Record: 38-1
- High Home Total: 130-55 vs. Cleveland State (1998-99)
- High Road Total: 121-57 at UCF (1989-90)
- High Neutral Total: 121-59 vs. UNO (1980-81)
- Most Frequent 100-Point Game Opponents: UNO, nine times
- Allowed by Lady Techsters: 2
- Most Consecutive 100-Point Games: 6 (1981-1982)
- Most 100-Point Games in a Season: 11 (1981-1982)

# LA TECH IN CONFERENCE OPENERS

Louisiana Tech is 25-11 all-time in regular season conference openers. Tech won 2021-12's CUSA opener, defeating Marshall 61-51 in overtime, but dropped this year's opener at home to UTEP. (Tech is now 3-7 all-time in CUSA openers, and 2-4 in openers at home).

|         |                                 |
|---------|---------------------------------|
| 1987-88 | W, 113-50 vs. Arkansas State    |
| 1988-89 | W, 66-44 at Arkansas State      |
| 1989-90 | W, 98-35 vs. Texas-Pan American |
| 1990-91 | L, 76-75 at Arkansas State      |
| 1991-92 | W, 65-60 at New Orleans         |
| 1992-93 | W, 71-62 at New Orleans         |
| 1993-94 | W, 98-44 at UL-Lafayette        |
| 1994-95 | W, 92-33 at Texas-Pan American  |
| 1995-96 | W, 97-57 vs. Lamar              |
| 1996-97 | W, 87-30 at UL-Lafayette        |
| 1997-98 | W, 72-53 at South Alabama       |
| 1998-99 | W, 71-64 vs. FIU                |
| 1999-00 | W, 95-40 at UL-Lafayette        |
| 2000-01 | W, 62-59 at Arkansas State      |
| 2001-02 | W, 102-58 at Nevada             |
| 2002-03 | W, 74-64 at SMU                 |
| 2003-04 | W, 63-60 at Tulsa               |
| 2004-05 | W, 63-47 vs. Tulsa              |
| 2005-06 | W, 75-61 vs. Boise State        |
| 2006-07 | W, 65-52 at San Jose State      |
| 2007-08 | L, 75-52 at Fresno State        |
| 2008-09 | L, 64-57 at Nevada              |
| 2009-10 | L, 69-66 vs. Utah State         |
| 2010-11 | W, 69-34 at San Jose State      |
| 2011-12 | W, 66-54 vs. Idaho              |
| 2012-13 | W, 82-77 at Denver (2OT)        |
| 2013-14 | L, 67-56 vs. Southern Mis       |
| 2014-15 | L, 79-77 vs. Southern Miss (OT) |
| 2015-16 | L, 69-58 at Southern Miss       |
| 2016-17 | W, 72-61 vs. Southern Miss      |
| 2017-18 | W, 61-53 vs. North Texas        |
| 2018-19 | L, 65-54 vs. North Texas        |
| 2019-20 | L, 66-60 at Southern Miss       |
| 2020-21 | W, 61-51 at Marshall (OT)       |
| 2021-22 | L, 44-62 at Marshall            |
| 2022-23 | L, 54-62 vs. UTEP               |

# LA TECH VS. CUSA SCHOOLS

Louisiana Tech is **81-51** all-time against current members of Conference USA.

| All Time           | 81-51 |
|--------------------|-------|
| WKU                | 28-25 |
| FIU                | 17-1  |
| UTEP               | 16-11 |
| New Mexico State   | 10-4  |
| Middle Tennessee   | 7-10  |
| Sam Houston        | 3-0   |
| Jacksonville State | 0-0   |
| Liberty            | 0-0   |

# LA TECH RECORDS BY CONFERENCE

This is the fourth conference that the Lady Techster basketball program has been affiliated with during its history, including the American South (1987-1991), the Sun Belt (1991-2001), the WAC (2001-2013) and Conference USA (2013-present).

| League           | Years        | Overall         | League         |
|------------------|--------------|-----------------|----------------|
| Independent      | 1974-87      | 364-63          | NA             |
| American South   | 1987-91      | 114-19          | 38-3           |
| Sun Belt         | 1991-01      | 290-46          | 135-9          |
| Western Athletic | 2001-13      | 263-116         | 157-43         |
| CUSA             | 2013-Present | 164-145         | 89-85          |
| <b>Totals</b>    |              | <b>1195-392</b> | <b>419-140</b> |

# TECHSTERS AGAINST CONFERENCE FOES

This year marks Louisiana Tech's 11th as a member of Conference USA and 36th as a member of a conference. During the course of Tech's conference affiliations, the Lady Techsters have had plenty of success against conference opponents.

|                       |   |
|-----------------------|---|
| <b>American South</b> | <b>38-3 regular season</b><br>(20-1 home, 18-2 road)<br><b>8-0 conference tournaments</b><br>(8-0 at home)<br><b>46-3 overall</b><br>(28-1 home, 18-2 road)                                 |
| <b>Sun Belt</b>       | <b>135-9 regular season</b><br>(71-1 home, 64-8 road)<br><b>24-3 tournament</b><br>(7-2 home, 4-1 road, 13-0 neutral)<br><b>159-12 overall</b><br>(78-3 home, 68-9 road, 13-0 neutral)      |
| <b>WAC</b>            | <b>157-43 regular season</b><br>(84-16 home, 73-27 road)<br><b>23-7 tournament</b><br>(0-0 home, 3-2 road, 20-5 neutral)<br><b>180-50 overall</b><br>(84-16 home, 76-29 road, 20-5 neutral) |
| <b>CUSA</b>           | <b>89-85 in regular season</b><br>(50-36 home, 39-49 road)<br><b>8-9 tournament</b><br>(0-0 home, 0-1 road, 8-8 neutral)<br><b>97-94 overall</b><br>(50-36 home, 39-50 road, 8-8 neutral)   |

|                 |   |
|-----------------|---|
| <b>All-Time</b> | <b>419-140 regular season</b><br>(225-54 home, 194-86 road)<br><b>63-19 tournament</b><br>(15-2 home, 7-4 road, 41-13 neutral)<br><b>482-159 overall</b><br>(240-56 home, 201-90 road, 41-13 neutral) |
|-----------------|---|

## CONFERENCE HISTORY

In their 36th year of conference affiliation, the Lady Techsters have recorded plenty of success. Tech has won 21 regular season titles, 16 conference tournament titles.

### 36th season of conference affiliation

American South 1987-91  
Sun Belt 1991-2001  
WAC 2001-13  
CUSA 2013-present

### 21 regular season conference titles

American South 1988, 89, 90  
Sun Belt 1993\*, 94, 95, 96, 97\*, 98, 99, 2000, 01  
WAC 2002, 03, 04, 05\*, 06, 07\*, 09\*, 11  
CUSA 2022

\* = shared regular season title

### 16 conference tournament titles

American South | 1988, 89, 90, 91  
Sun Belt | 1994, 96, 97, 98, 99, 2000, 2001  
WAC | 2002, 03, 04, 06, 2010  
CUSA | None

## CONFERENCE TOURNAMENT HISTORY

2023 marks the 36th appearance in a conference tournament for the Louisiana Tech Lady Techsters, their seventh as a member of Conference USA. Tech has competed in the American South, Sun Belt, Western Athletic Conference and Conference USA in their respective postseason tournaments. Tech is 63-18 overall all-time in conference tournament games, and it has captured 16 conference tournament championships in its history.

|                     |       |
|---------------------|-------|
| No. of Tournaments: | 36    |
| No. of Titles:      | 16    |
| Overall:            | 63-19 |
| In American South:  | 8-0   |
| In Sun Belt:        | 24-3  |
| In WAC:             | 23-7  |
| In CUSA:            | 8-9   |
| Opening Round       | 4-2   |
| Second Round        | 1-1   |
| Quarterfinals:      | 20-5  |
| Semifinal Games:    | 22-5  |
| Finals:             | 16-6  |
| In Ruston:          | 15-2  |
| On Road:            | 7-4   |
| Neutral Site:       | 41-13 |
| Seeded No. 1:       | 46-4  |
| Seeded No. 2:       | 6-3   |
| Seeded No. 3:       | 3-4   |
| Seeded No. 4:       | 2-2   |
| Seeded No. 5:       | 2-2   |
| Seeded No. 7:       | 1-2   |
| Seeded No. 10:      | 0-1   |
| Seeded No. 12:      | 1-0   |
| Seeded No. 14:      | 2-1   |

## CONFERENCE CHAMPS

Louisiana Tech has won 20 regular season conference titles in its 35 years of conference affiliation dating back to the 1987-88 season when it joined the American South Conference. Tech had a 15-year streak of regular season conference titles come to an end in 2007-08 when the Lady Techsters finished fifth.

| Year    |      | Regular Season | Tournament   | Finish      |
|---------|------|----------------|--------------|-------------|
| 87-88   | ASC  | LA Tech        | LA Tech      | 9-0/1st     |
| 88-89   | ASC  | LA Tech        | LA Tech      | 10-0/1st    |
| 89-90   | ASC  | LA Tech        | LA Tech      | 10-0/1st    |
| 90-91   | ASC  | Lamar          | LA Tech      | 9-3/2nd     |
| 91-92   | SBC  | Lamar/WKU      | WKU          | 12-4/3rd    |
| 92-93   | SBC  | LA Tech        | WKU          | 13-1/1st    |
| 93-94   | SBC  | LA Tech        | LA Tech      | 14-0/1st    |
| 94-95   | SBC  | LA Tech        | WKU          | 13-1/1st    |
| 95-96   | SBC  | LA Tech        | LA Tech      | 14-0/1st    |
| 96-97   | SBC  | LA Tech/WKU    | LA Tech      | 12-2/T1st   |
| 97-98   | SBC  | LA Tech        | LA Tech      | 13-1/1st    |
| 98-99   | SBC  | LA Tech        | LA Tech      | 12-0/1st    |
| 99-00   | SBC  | LA Tech        | LA Tech      | 16-0/1st    |
| 2000-01 | SBC  | LA Tech        | LA Tech      | 16-0/1st    |
| 2001-02 | WAC  | LA Tech        | LA Tech      | 17-1/1st    |
| 2002-03 | WAC  | LA Tech        | LA Tech      | 18-0/1st    |
| 2003-04 | WAC  | LA Tech        | LA Tech      | 17-1/1st    |
| 2004-05 | WAC  | LA Tech/Rice   | Rice         | 14-4/T1st   |
| 2005-06 | WAC  | LA Tech        | LA Tech      | 15-1/1st    |
| 2006-07 | WAC  | LA Tech/Boise  | Boise St     | 12-4/T1st   |
| 2007-08 | WAC  | Boise/Fresno   | Fresno State | 9-7/5th     |
| 2008-09 | WAC  | LA Tech/Fresno | Fresno State | 12-4/T1st   |
| 2009-10 | WAC  | Fresno St.     | LA Tech      | 11-5/2nd    |
| 2010-11 | WAC  | LA Tech        | Fresno St.   | 15-1/1st    |
| 2011-12 | WAC  | Fresno St.     | Fresno St.   | 8-6/3rd     |
| 2012-13 | WAC  | Seattle        | Idaho        | 9-9/5th     |
| 2013-14 | CUSA | MTSU           | MTSU         | 5-11/14th   |
| 2014-15 | CUSA | WKU            | WKU          | 10-8/7th    |
| 2015-16 | CUSA | UTEP           | MTSU         | 9-9/7th     |
| 2016-17 | CUSA | WKU            | WKU          | 12-6/4th    |
| 2017-18 | CUSA | UAB            | WKU          | 10-6/3rd    |
| 2018-19 | CUSA | Rice           | Rice         | 6-10/10th   |
| 2019-20 | CUSA | Rice           | ***          | 6-12/12th   |
| 2020-21 | CUSA | Rice           | MTSU         | 8-8/4th WD  |
| 2021-22 | CUSA | LA Tech        | Charlotte    | 11-7/1st WD |
| 2022-23 | CUSA | MTSU           | MTSU         | 12-8/T4th   |

\*\*\*No Conference Tournament Champion due to COVID-19

## BIPOLAR EXPERIENCE

Below are lists of the most lopsided wins and losses in Conference USA games since the Lady Techsters joined the league in 2013.

### Largest Margin of Victory (in CUSA games)

|                                 |               |
|---------------------------------|---------------|
| 1. 39 vs. UTSA (69-30)          | March 5, 2020 |
| 2. 37 vs. Charlotte (88-51)     | Jan. 19, 2019 |
| 3. 35 vs. Southern Miss (72-37) | Jan. 24, 2016 |
| 3. 35 vs. North Texas (92-57)   | Jan. 22, 2015 |
| 5. 32 vs. Southern Miss (89-57) | Feb. 17, 2018 |

### Largest Margin of Defeat (in CUSA Games)

|                                    |               |
|------------------------------------|---------------|
| 1. 37 vs. Middle Tennessee (75-38) | Jan. 12, 2019 |
| 2. 31 by East Carolina (86-55) J   | an. 18, 2014  |
| 3. 26 by UAB (95-69)               | March 7, 2019 |
| 4. 24 vs. Middle Tennessee (68-44) | Feb. 7, 2015  |
| 4. 24 vs. Charlotte (85-61)        | Feb. 13, 2015 |

## ALL-TIME RECORD BREAKDOWN

| Year          | Overall         | Home           | Road           | Neutral       | Home Attendance  | Average Attendance |
|---------------|-----------------|----------------|----------------|---------------|------------------|--------------------|
| 74-75**       | 13-9            | 3-1*           | 3-2            | 7-6           |                  |                    |
| 75-76**       | 19-10           | 8-2*           | 6-4            | 5-4           |                  |                    |
| 76-77**       | 22-9            | 10-2*          | 6-4            | 6-3           |                  |                    |
| 77-78**       | 20-8            | 8-1*           | 7-5            | 5-2           |                  |                    |
| 78-79**       | 34-4            | 10-0*          | 11-2           | 13-2          | 21,534           | 2,153              |
| 79-80**       | 40-5            | 21-0*          | 11-2           | 8-3           | 58,188           | 2,909              |
| 80-81**       | 34-0            | 14-0*          | 10-0           | 10-0          | 51,851           | 3,988              |
| 81-82**       | 35-1            | 16-0*          | 11-1           | 8-0           | 63,680           | 4,866              |
| 82-83         | 31-2            | 18-1           | 9-0            | 4-1           | 81,620           | 4,296              |
| 83-84         | 30-3            | 15-0           | 13-2           | 2-1           | 79,945           | 5,330              |
| 84-85         | 29-4            | 16-0           | 7-4            | 6-0           | 62,110           | 3,882              |
| 85-86         | 27-5            | 15-1           | 11-3           | 1-1           | 54,345           | 3,392              |
| 86-87         | 30-3            | 14-0           | 11-2           | 5-1           | 45,710           | 3,265              |
| 87-88         | 32-2            | 15-0           | 11-2           | 6-0           | 39,365           | 2,460              |
| 88-89         | 32-4            | 19-1           | 12-1           | 1-2           | 68,738           | 3,437              |
| 89-90         | 32-1            | 15-0           | 15-0           | 2-1           | 44,183           | 2,945              |
| 90-91         | 18-12           | 12-4           | 5-7            | 1-1           | 35,089           | 2,193              |
| 91-92         | 20-10           | 11-3           | 6-6            | 3-1           | 21,454           | 1,532              |
| 92-93         | 26-6            | 14-2           | 10-3           | 2-1           | 51,057           | 3,191              |
| 93-94         | 31-4            | 15-0           | 9-3            | 7-1           | 43,963           | 2,935              |
| 94-95         | 28-5            | 15-2           | 11-1           | 2-2           | 63,428           | 4,229              |
| 95-96         | 31-2            | 15-0           | 10-1           | 6-1           | 55,181           | 3,679              |
| 96-97         | 31-4            | 17-0           | 8-3            | 6-1           | 65,990           | 3,882              |
| 97-98         | 31-4            | 18-0           | 7-2            | 6-2           | 71,254           | 3,959              |
| 98-99         | 30-3            | 12-1           | 14-0           | 4-2           | 58,715           | 4,517              |
| 99-00         | 31-3            | 15-0           | 10-2           | 6-1           | 57,071           | 3,805              |
| 00-01         | 31-5            | 16-2           | 9-2            | 6-1           | 71,840           | 3,991              |
| 01-02         | 25-5            | 13-0           | 10-3           | 2-2           | 48,857           | 3,758              |
| 02-03         | 31-3            | 15-1           | 12-1           | 4-1           | 57,960           | 3,623              |
| 03-04         | 29-3            | 13-0           | 12-2           | 4-1           | 47,119           | 3,625              |
| 04-05         | 20-10           | 11-2           | 7-5            | 2-3           | 42,719           | 3,286              |
| 05-06         | 26-5            | 13-0           | 10-4           | 3-1           | 39,852           | 3,066              |
| 06-07         | 17-13           | 7-6            | 9-5            | 1-2           | 33,176           | 2,552              |
| 07-08         | 16-15           | 8-6            | 6-8            | 2-1           | 30,514           | 2,180              |
| 08-09         | 21-13           | 13-3           | 6-10           | 2-0           | 34,802           | 2,175              |
| 09-10         | 23-9            | 9-4            | 11-5           | 3-0           | 32,450           | 2,319              |
| 10-11         | 24-8            | 13-1           | 9-4            | 2-3           | 31,611           | 2,258              |
| 11-12         | 17-15           | 7-6            | 6-5            | 4-4           | 45,161           | 3,474              |
| 12-13         | 14-17           | 9-5            | 4-10           | 1-2           | 33,260           | 2,376              |
| 13-14         | 12-20           | 8-7            | 2-12           | 2-1           | 28,776           | 1,918              |
| 14-15         | 16-15           | 7-4            | 7-10           | 2-1           | 22,672           | 2,061              |
| 15-16         | 14-16           | 9-6            | 4-8            | 1-2           | 29,306           | 1,954              |
| 16-17         | 18-14           | 10-5           | 7-8            | 1-1           | 28,868           | 1,925              |
| 17-18         | 19-12           | 12-5           | 6-5            | 1-2           | 39,497           | 2,323              |
| 18-19         | 14-16           | 8-5            | 5-9            | 1-2           | 21,528           | 1,656              |
| 19-20         | 15-15           | 11-6           | 3-9            | 1-0           | 28,449           | 1,673              |
| 20-21         | 14-10           | 8-4            | 5-5            | 1-1           | 14,400           | 1,200              |
| 21-22         | 21-12           | 12-3           | 6-8            | 3-1           | 23,715           | 1,581              |
| 22-23         | 19-13           | 10-5           | 7-6            | 2-2           | 21,655           | 1,443              |
| 23-24         | 2-6             | 2-1            | 0-3            | 0-2           | 6,409            | 2,136              |
| <b>Totals</b> | <b>1195-393</b> | <b>605-108</b> | <b>407-209</b> | <b>183-77</b> | <b>1,665,191</b> | <b>2,335</b>       |

\*\* Memorial Gym

90-6 Memorial Gym  
515-102 TAC



EVIE  
GOETZ

REDSHIRT SOPHOMORE / GUARD/FORWARD

6-1 / DENTON, TEXAS

GUYER HS / TCU



## SEASON HIGHS

### Points

6 vs. Maine (11/25)

### Field Goals

2 (2x) last vs. Louisiana Christian (11/9)

### Field Goal Attempts

6 vs. Richmond (11/26)

### 3-Point Field Goals

1 (4x) last vs. ULM (11/26)

### 3-Point Field Goal Attempts

5 vs. Richmond (11/26)

### Rebounds

4 vs. Louisiana Christian (11/9)

### Assists

2 vs. Richmond (11/26)

### Blocks

### Steals

1 (2x) last vs. Maine (11/25)

### Minutes

13 vs. Louisiana Christian (11/9)

## CAREER HIGHS

### Points

8 at North Carolina (11/12/22)

### Field Goals

2 (4x) last vs. Louisiana Christian (11/9/23)

### Field Goal Attempts

6 (2x) last vs. Richmond (11/26/23)

### 3-Point Field Goals

2 at North Carolina (11/12/22)

### 3-Point Field Goal Attempts

5 vs. Richmond (11/26/23)

### Rebounds

4 vs. Louisiana Christian (11/9/23)

### Assists

2 vs. Richmond (11/26/23)

### Blocks

1 (2x) last vs Sam Houston (11/23/22)

### Steals

2 (2x) last vs Oklahoma (1/18/23)

### Minutes

20 at North Carolina (11/12/22)

## GAME-BY-GAME STATS

| DATE    | OPPONENT               | GP-GS | MIN | FG  | 3FG | FT  | O-D-T | PF | A | TO | B | S | TP |
|---------|------------------------|-------|-----|-----|-----|-----|-------|----|---|----|---|---|----|
| Nov. 6  | LSU-ALEXANDRIA         | 1-0   | 10  | 2-4 | 1-3 | 0-0 | 0-2-2 | 1  | 0 | 0  | 0 | 1 | 5  |
| Nov. 9  | LOUISIANA CHRISTIAN    | 1-0   | 13  | 2-3 | 1-1 | 0-0 | 0-4-4 | 1  | 1 | 0  | 0 | 0 | 5  |
| Nov. 19 | at #11 Texas           | 1-0   | 9   | 0-2 | 0-1 | 0-0 | 0-0-0 | 1  | 0 | 2  | 0 | 0 | 0  |
| Nov. 24 | at Drake               |       |     |     |     |     | DNP   |    |   |    |   |   |    |
| Nov. 25 | vs. Maine              | 1-0   | 11  | 1-2 | 1-2 | 3-3 | 0-0-0 | 1  | 0 | 1  | 0 | 1 | 6  |
| Nov. 26 | vs. Richmond           | 1-0   | 11  | 1-6 | 0-5 | 1-2 | 1-0-1 | 0  | 2 | 0  | 0 | 0 | 3  |
| Nov. 29 | ULM                    | 1-0   | 6   | 1-1 | 1-1 | 0-0 | 0-0-0 | 0  | 0 | 0  | 0 | 0 | 3  |
| Dec. 3  | at Vanderbilt          | 1-0   | 6   | 0-0 | 0-0 | 0-0 | 0-0-0 | 0  | 1 | 0  | 0 | 0 | 0  |
| Dec. 7  | at Arkansas            |       |     |     |     |     |       |    |   |    |   |   |    |
| Dec. 9  | at Arkansas State      |       |     |     |     |     |       |    |   |    |   |   |    |
| Dec. 14 | SMU                    |       |     |     |     |     |       |    |   |    |   |   |    |
| Dec. 16 | ALCORN STATE           |       |     |     |     |     |       |    |   |    |   |   |    |
| Dec. 18 | CAL BAPTIST            |       |     |     |     |     |       |    |   |    |   |   |    |
| Dec. 21 | at South Alabama       |       |     |     |     |     |       |    |   |    |   |   |    |
| Dec. 30 | at Abilene Christian   |       |     |     |     |     |       |    |   |    |   |   |    |
| Jan. 6  | SAM HOUSTON*           |       |     |     |     |     |       |    |   |    |   |   |    |
| Jan. 10 | MIDDLE TENNESSEE*      |       |     |     |     |     |       |    |   |    |   |   |    |
| Jan. 13 | at Liberty*            |       |     |     |     |     |       |    |   |    |   |   |    |
| Jan. 20 | JACKSONVILLE STATE*    |       |     |     |     |     |       |    |   |    |   |   |    |
| Jan. 25 | at UTEP*               |       |     |     |     |     |       |    |   |    |   |   |    |
| Jan. 27 | at New Mexico State*   |       |     |     |     |     |       |    |   |    |   |   |    |
| Feb. 1  | FIU*                   |       |     |     |     |     |       |    |   |    |   |   |    |
| Feb. 7  | at Western Kentucky*   |       |     |     |     |     |       |    |   |    |   |   |    |
| Feb. 10 | LIBERTY*               |       |     |     |     |     |       |    |   |    |   |   |    |
| Feb. 15 | at Jacksonville State* |       |     |     |     |     |       |    |   |    |   |   |    |
| Feb. 17 | at FIU*                |       |     |     |     |     |       |    |   |    |   |   |    |
| Feb. 22 | UTEP*                  |       |     |     |     |     |       |    |   |    |   |   |    |
| Feb. 24 | NEW MEXICO STATE*      |       |     |     |     |     |       |    |   |    |   |   |    |
| Feb. 28 | WESTERN KENTUCKY*      |       |     |     |     |     |       |    |   |    |   |   |    |
| March 6 | at Sam Houston*        |       |     |     |     |     |       |    |   |    |   |   |    |
| March 9 | at Middle Tennessee*   |       |     |     |     |     |       |    |   |    |   |   |    |



## CAREER STATS

| YEAR     | GP | GS | MIN | AVG. | FG | FGA | PCT. | 3FG | 3FGA | PCT. | FT | FTA | PCT.  | Rebounds |          |       | AVG | PF | FO | A | TO | BLK | STL | PTS | AVG |
|----------|----|----|-----|------|----|-----|------|-----|------|------|----|-----|-------|----------|----------|-------|-----|----|----|---|----|-----|-----|-----|-----|
|          |    |    |     |      |    |     |      |     |      |      |    |     |       | OFF      | DEF      | TOTAL |     |    |    |   |    |     |     |     |     |
| *2021-22 |    |    |     |      |    |     |      |     |      |      |    |     |       |          | Redshirt |       |     |    |    |   |    |     |     |     |     |
| *2022-23 | 13 | 3  | 102 | 7.8  | 7  | 26  | .269 | 2   | 12   | .167 | 4  | 4   | 1.000 | 2        | 8        | 10    | 0.8 | 11 | 0  | 4 | 11 | 2   | 6   | 20  | 1.5 |
| 2023-24  | 7  | 0  | 66  | 9.4  | 7  | 18  | .389 | 4   | 13   | .308 | 4  | 5   | .800  | 1        | 6        | 7     | 1.0 | 4  | 0  | 4 | 3  | 0   | 1   | 22  | 3.1 |
| Total    | 20 | 3  | 168 | 8.4  | 14 | 44  | .318 | 6   | 25   | .240 | 8  | 9   | .889  | 3        | 14       | 17    | 0.9 | 15 | 0  | 8 | 14 | 2   | 7   | 42  | 2.1 |

\*TCU stats



AUTUMN  
SMITH

JUNIOR / GUARD  
5-6 / ARLINGTON, TEXAS  
MARTIN HS

1

## SEASON HIGHS

**Points**  
13 vs. LSU-A (11/6)  
**Field Goals**  
4 (2x) last vs. Louisiana Christian (11/9)  
**Field Goal Attempts**  
9 vs. Louisiana Christian (11/9)  
**3-Point Field Goals**  
2 (2x) last vs. Louisiana Christian (11/9)  
**3-Point Field Goal Attempts**  
5 (2x) last vs. Richmond (11/26)  
**Rebounds**  
5 vs. Louisiana Christian (11/9)  
**Assists**  
3 (2x) last vs. Louisiana Christian (11/9)  
**Blocks**  
  
**Steals**  
5 vs. Richmond (11/26)  
**Minutes**  
23 vs. Louisiana Christian (11/9)

## CAREER HIGHS

**Points**  
13 vs. LSU-A (11/6/23)  
**Field Goals**  
4 (2x) last vs. Louisiana Christian (11/9/23)  
**Field Goal Attempts**  
9 vs. Louisiana Christian (11/9/23)  
**3-Point Field Goals**  
2 (2x) last vs. Louisiana Christian (11/9/23)  
**3-Point Field Goal Attempts**  
5 (2x) last vs. Richmond (11/26/23)  
**Rebounds**  
5 vs. Louisiana Christian (11/9/23)  
**Assists**  
3 (2x) last vs. Louisiana Christian (11/9/23)  
**Blocks**  
None  
**Steals**  
5 vs. Richmond (11/26/23)  
**Minutes**  
23 vs. Louisiana Christian (11/9/23)

## GAME-BY-GAME STATS

| DATE    | OPPONENT               | GP-GS | MIN | FG  | 3FG | FT  | O-D-T | PF | A | TO | B | S | TP |
|---------|------------------------|-------|-----|-----|-----|-----|-------|----|---|----|---|---|----|
| Nov. 6  | LSU-ALEXANDRIA         | 1-0   | 19  | 4-7 | 2-5 | 3-4 | 0-1-1 | 2  | 3 | 2  | 0 | 3 | 13 |
| Nov. 9  | LOUISIANA CHRISTIAN    | 1-0   | 23  | 4-9 | 2-4 | 0-0 | 2-3-5 | 2  | 3 | 3  | 0 | 3 | 10 |
| Nov. 19 | at #11 Texas           | 1-0   | 14  | 1-2 | 0-0 | 0-0 | 0-0-0 | 0  | 0 | 0  | 0 | 0 | 2  |
| Nov. 24 | at Drake               | 1-0   | 10  | 0-0 | 0-0 | 0-0 | 0-0-0 | 3  | 0 | 0  | 0 | 0 | 0  |
| Nov. 25 | vs. Maine              | 1-0   | 5   | 0-0 | 0-0 | 0-0 | 1-1-2 | 0  | 1 | 0  | 0 | 0 | 0  |
| Nov. 26 | vs. Richmond           | 1-0   | 17  | 2-8 | 1-5 | 0-0 | 1-1-2 | 2  | 1 | 0  | 0 | 5 | 5  |
| Nov. 29 | ULM                    | 1-0   | 3   | 0-2 | 0-1 | 0-0 | 0-0-0 | 3  | 0 | 0  | 0 | 0 | 0  |
| Dec. 3  | at Vanderbilt          |       |     |     |     |     |       |    |   |    |   |   |    |
| Dec. 7  | at Arkansas            |       |     |     |     |     |       |    |   |    |   |   |    |
| Dec. 9  | at Arkansas State      |       |     |     |     |     |       |    |   |    |   |   |    |
| Dec. 14 | SMU                    |       |     |     |     |     |       |    |   |    |   |   |    |
| Dec. 16 | ALCORN STATE           |       |     |     |     |     |       |    |   |    |   |   |    |
| Dec. 18 | CAL BAPTIST            |       |     |     |     |     |       |    |   |    |   |   |    |
| Dec. 21 | at South Alabama       |       |     |     |     |     |       |    |   |    |   |   |    |
| Dec. 30 | at Abilene Christian   |       |     |     |     |     |       |    |   |    |   |   |    |
| Jan. 6  | SAM HOUSTON*           |       |     |     |     |     |       |    |   |    |   |   |    |
| Jan. 10 | MIDDLE TENNESSEE*      |       |     |     |     |     |       |    |   |    |   |   |    |
| Jan. 13 | at Liberty*            |       |     |     |     |     |       |    |   |    |   |   |    |
| Jan. 20 | JACKSONVILLE STATE*    |       |     |     |     |     |       |    |   |    |   |   |    |
| Jan. 25 | at UTEP*               |       |     |     |     |     |       |    |   |    |   |   |    |
| Jan. 27 | at New Mexico State*   |       |     |     |     |     |       |    |   |    |   |   |    |
| Feb. 1  | FIU*                   |       |     |     |     |     |       |    |   |    |   |   |    |
| Feb. 7  | at Western Kentucky*   |       |     |     |     |     |       |    |   |    |   |   |    |
| Feb. 10 | LIBERTY*               |       |     |     |     |     |       |    |   |    |   |   |    |
| Feb. 15 | at Jacksonville State* |       |     |     |     |     |       |    |   |    |   |   |    |
| Feb. 17 | at FIU*                |       |     |     |     |     |       |    |   |    |   |   |    |
| Feb. 22 | UTEP*                  |       |     |     |     |     |       |    |   |    |   |   |    |
| Feb. 24 | NEW MEXICO STATE*      |       |     |     |     |     |       |    |   |    |   |   |    |
| Feb. 28 | WESTERN KENTUCKY*      |       |     |     |     |     |       |    |   |    |   |   |    |
| March 6 | at Sam Houston*        |       |     |     |     |     |       |    |   |    |   |   |    |
| March 9 | at Middle Tennessee*   |       |     |     |     |     |       |    |   |    |   |   |    |



## CAREER STATS

| YEAR    | GP | GS | MIN | AVG. | FG | FGA | PCT. | 3FG | 3FGA | PCT. | FT | FTA | PCT.  | Rebounds |     |       | AVG | PF | FO | A  | TO | BLK | STL | PTS | AVG |
|---------|----|----|-----|------|----|-----|------|-----|------|------|----|-----|-------|----------|-----|-------|-----|----|----|----|----|-----|-----|-----|-----|
|         |    |    |     |      |    |     |      |     |      |      |    |     |       | OFF      | DEF | TOTAL |     |    |    |    |    |     |     |     |     |
| 2021-22 | 15 | 0  | 46  | 3.0  | 3  | 8   | .375 | 0   | 2    | .000 | 0  | 0   | .000  | 0        | 4   | 4     | 0.3 | 6  | 0  | 3  | 3  | 0   | 8   | 6   | 0.4 |
| 2022-23 | 9  | 0  | 24  | 2.6  | 4  | 7   | .571 | 0   | 1    | .000 | 2  | 2   | 1.000 | 0        | 2   | 2     | 0.2 | 5  | 0  | 3  | 2  | 0   | 1   | 10  | 1.1 |
| 2023-24 | 7  | 0  | 93  | 13.3 | 11 | 28  | .393 | 5   | 15   | .333 | 3  | 4   | .750  | 4        | 6   | 10    | 1.4 | 12 | 0  | 8  | 5  | 0   | 11  | 30  | 4.3 |
| Total   | 31 | 0  | 162 | 5.2  | 18 | 43  | .418 | 5   | 18   | .278 | 5  | 6   | .833  | 4        | 12  | 16    | 0.5 | 23 | 0  | 14 | 10 | 0   | 20  | 46  | 1.5 |



ROBYN  
LEE

JUNIOR / GUARD

5-8 / MOSS POINT, MISS.

MOSS POINT HS

3

## SEASON HIGHS

### Points

21 vs. LSU-A (11/6)

### Field Goals

9 vs. LSU-A (11/6)

### Field Goal Attempts

12 vs. LSU-A (11/6)

### 3-Point Field Goals

0 vs. LSU-A (11/6)

### 3-Point Field Goal Attempts

2 vs. LSU-A (11/6)

### Rebounds

6 (2x) last vs. Louisiana Christian (11/9)

### Assists

2 (4x) last at Vanderbilt (12/3)

### Blocks

### Steals

3 (2x) last at #11 Texas (11/19)

### Minutes

32 at Drake (11/24)

## CAREER HIGHS

### Points

21 vs. LSU-A (11/6/23)

### Field Goals

9 vs. LSU-A (11/6/23)

### Field Goal Attempts

14 (2x) last vs. Middle Tennessee (2/25/23)

### 3-Point Field Goals

2 (2x) last vs. FIU (2/5/22)

### 3-Point Field Goal Attempts

2 (3x) last vs. LSU-A (11/6/23)

### Rebounds

7 vs. Mississippi Valley (12/5/21)

### Assists

4 (2x) last vs. South Alabama (12/12/22)

### Blocks

1 vs. Sam Houston (12/10/21)

### Steals

3 (4x) last at #11 Texas (11/19/23)

### Minutes

34 vs. Sam Houston (12/10/21)

## GAME-BY-GAME STATS

| DATE    | OPPONENT               | GP-GS | MIN | FG   | 3FG | FT  | O-D-T | PF | A | TO | B | S | TP |
|---------|------------------------|-------|-----|------|-----|-----|-------|----|---|----|---|---|----|
| Nov. 6  | LSU-ALEXANDRIA         | 1-1   | 25  | 9-12 | 0-2 | 3-6 | 3-3-6 | 3  | 2 | 1  | 0 | 3 | 21 |
| Nov. 9  | LOUISIANA CHRISTIAN    | 1-1   | 19  | 2-7  | 0-1 | 3-4 | 1-5-6 | 0  | 1 | 1  | 0 | 1 | 7  |
| Nov. 19 | at #11 Texas           | 1-1   | 15  | 1-6  | 0-1 | 1-2 | 1-0-1 | 4  | 1 | 2  | 0 | 3 | 3  |
| Nov. 24 | at Drake               | 1-1   | 32  | 6-11 | 0-0 | 2-4 | 1-3-4 | 3  | 1 | 2  | 0 | 1 | 14 |
| Nov. 25 | vs. Maine              | 1-1   | 11  | 1-5  | 0-1 | 1-2 | 1-0-1 | 2  | 2 | 1  | 0 | 0 | 3  |
| Nov. 26 | vs. Richmond           | 1-1   | 23  | 2-7  | 0-0 | 0-0 | 3-2-5 | 3  | 2 | 2  | 0 | 0 | 4  |
| Nov. 29 | ULM                    | 1-0   | 18  | 2-7  | 0-1 | 3-3 | 0-3-3 | 2  | 0 | 4  | 0 | 1 | 7  |
| Dec. 3  | at Vanderbilt          | 1-0   | 14  | 3-5  | 0-0 | 2-2 | 1-1-2 | 2  | 2 | 0  | 0 | 1 | 8  |
| Dec. 7  | at Arkansas            |       |     |      |     |     |       |    |   |    |   |   |    |
| Dec. 9  | at Arkansas State      |       |     |      |     |     |       |    |   |    |   |   |    |
| Dec. 14 | SMU                    |       |     |      |     |     |       |    |   |    |   |   |    |
| Dec. 16 | ALCORN STATE           |       |     |      |     |     |       |    |   |    |   |   |    |
| Dec. 18 | CAL BAPTIST            |       |     |      |     |     |       |    |   |    |   |   |    |
| Dec. 21 | at South Alabama       |       |     |      |     |     |       |    |   |    |   |   |    |
| Dec. 30 | at Abilene Christian   |       |     |      |     |     |       |    |   |    |   |   |    |
| Jan. 6  | SAM HOUSTON*           |       |     |      |     |     |       |    |   |    |   |   |    |
| Jan. 10 | MIDDLE TENNESSEE*      |       |     |      |     |     |       |    |   |    |   |   |    |
| Jan. 13 | at Liberty*            |       |     |      |     |     |       |    |   |    |   |   |    |
| Jan. 20 | JACKSONVILLE STATE*    |       |     |      |     |     |       |    |   |    |   |   |    |
| Jan. 25 | at UTEP*               |       |     |      |     |     |       |    |   |    |   |   |    |
| Jan. 27 | at New Mexico State*   |       |     |      |     |     |       |    |   |    |   |   |    |
| Feb. 1  | FIU*                   |       |     |      |     |     |       |    |   |    |   |   |    |
| Feb. 7  | at Western Kentucky*   |       |     |      |     |     |       |    |   |    |   |   |    |
| Feb. 10 | LIBERTY*               |       |     |      |     |     |       |    |   |    |   |   |    |
| Feb. 15 | at Jacksonville State* |       |     |      |     |     |       |    |   |    |   |   |    |
| Feb. 17 | at FIU*                |       |     |      |     |     |       |    |   |    |   |   |    |
| Feb. 22 | UTEP*                  |       |     |      |     |     |       |    |   |    |   |   |    |
| Feb. 24 | NEW MEXICO STATE*      |       |     |      |     |     |       |    |   |    |   |   |    |
| Feb. 28 | WESTERN KENTUCKY*      |       |     |      |     |     |       |    |   |    |   |   |    |
| March 6 | at Sam Houston*        |       |     |      |     |     |       |    |   |    |   |   |    |
| March 9 | at Middle Tennessee*   |       |     |      |     |     |       |    |   |    |   |   |    |



## CAREER STATS

| YEAR    | GP | GS | MIN  | AVG. | FG  | FGA | PCT. | 3FG | 3FGA | PCT. | FT | FTA | PCT. | Rebounds |     |       | AVG | PF  | FO | A  | TO | BLK | STL | PTS | AVG |
|---------|----|----|------|------|-----|-----|------|-----|------|------|----|-----|------|----------|-----|-------|-----|-----|----|----|----|-----|-----|-----|-----|
|         |    |    |      |      |     |     |      |     |      |      |    |     |      | OFF      | DEF | TOTAL |     |     |    |    |    |     |     |     |     |
| 2020-21 | 18 | 0  | 128  | 7.1  | 18  | 50  | .360 | 3   | 9    | .333 | 9  | 18  | .500 | 1        | 8   | 9     | 0.5 | 12  | 0  | 1  | 16 | 0   | 1   | 48  | 2.7 |
| 2021-22 | 33 | 10 | 578  | 17.5 | 66  | 164 | .402 | 13  | 42   | .310 | 36 | 52  | .692 | 28       | 50  | 78    | 2.4 | 45  | 1  | 26 | 31 | 1   | 19  | 181 | 5.5 |
| 2022-23 | 32 | 1  | 507  | 15.9 | 83  | 166 | .500 | 1   | 9    | .111 | 38 | 54  | .704 | 15       | 55  | 70    | 2.2 | 60  | 0  | 37 | 38 | 0   | 11  | 205 | 6.4 |
| 2023-24 | 8  | 6  | 157  | 19.6 | 26  | 60  | .433 | 0   | 6    | .000 | 15 | 23  | .652 | 11       | 17  | 28    | 3.5 | 19  | 0  | 11 | 13 | 0   | 10  | 67  | 8.4 |
| Total   | 91 | 17 | 1370 | 15.1 | 193 | 440 | .439 | 17  | 66   | .258 | 98 | 147 | .667 | 56       | 130 | 186   | 2.0 | 136 | 1  | 75 | 98 | 1   | 41  | 501 | 5.5 |



# PARIS GUILLORY

FRESHMAN / GUARD  
5-7 / LAKE CHARLES, LA.  
ST. LOUIS CATHOLIC HS

# 4

## SEASON HIGHS

### Points

16 vs. Louisiana Christian (11/9/23)

### Field Goals

6 vs. Louisiana Christian (11/9/23)

### Field Goal Attempts

9 vs. Louisiana Christian (11/9/23)

### 3-Point Field Goals

4 vs. Louisiana Christian (11/9/23)

### 3-Point Field Goal Attempts

7 vs. Louisiana Christian (11/9/23)

### Rebounds

3 at #11 Texas (11/19/23)

### Assists

### Blocks

### Steals

2 at #11 Texas (11/19/23)

### Minutes

17 at Drake (11/24/23)

## CAREER HIGHS

### Points

16 vs. Louisiana Christian (11/9/23)

### Field Goals

6 vs. Louisiana Christian (11/9/23)

### Field Goal Attempts

9 vs. Louisiana Christian (11/9/23)

### 3-Point Field Goals

4 vs. Louisiana Christian (11/9/23)

### 3-Point Field Goal Attempts

7 vs. Louisiana Christian (11/9/23)

### Rebounds

3 at #11 Texas (11/19/23)

### Assists

### Blocks

### Steals

2 at #11 Texas (11/19/23)

### Minutes

17 at Drake (11/24/23)

## GAME-BY-GAME STATS

| DATE    | OPPONENT               | GP-GS | MIN | FG  | 3FG | FT  | O-D-T | PF | A | TO | B | S | TP |
|---------|------------------------|-------|-----|-----|-----|-----|-------|----|---|----|---|---|----|
| Nov. 6  | LSU-ALEXANDRIA         |       |     |     |     |     |       |    |   |    |   |   |    |
| Nov. 9  | LOUISIANA CHRISTIAN    | 1-0   | 12  | 6-9 | 4-7 | 0-0 | 0-2-2 | 2  | 0 | 0  | 0 | 0 | 16 |
| Nov. 19 | at #11 Texas           | 1-0   | 16  | 2-8 | 1-3 | 2-2 | 2-1-3 | 2  | 0 | 2  | 0 | 2 | 7  |
| Nov. 24 | at Drake               | 1-0   | 17  | 0-3 | 0-2 | 0-0 | 1-1-2 | 0  | 0 | 1  | 0 | 0 | 0  |
| Nov. 25 | vs. Maine              | 1-0   | 3   | 0-0 | 0-0 | 0-0 | 0-0-0 | 0  | 0 | 0  | 0 | 0 | 0  |
| Nov. 26 | vs. Richmond           |       |     |     |     |     |       |    |   |    |   |   |    |
| Nov. 29 | ULM                    |       |     |     |     |     |       |    |   |    |   |   |    |
| Dec. 3  | at Vanderbilt          |       |     |     |     |     |       |    |   |    |   |   |    |
| Dec. 7  | at Arkansas            |       |     |     |     |     |       |    |   |    |   |   |    |
| Dec. 9  | at Arkansas State      |       |     |     |     |     |       |    |   |    |   |   |    |
| Dec. 14 | SMU                    |       |     |     |     |     |       |    |   |    |   |   |    |
| Dec. 16 | ALCORN STATE           |       |     |     |     |     |       |    |   |    |   |   |    |
| Dec. 18 | CAL BAPTIST            |       |     |     |     |     |       |    |   |    |   |   |    |
| Dec. 21 | at South Alabama       |       |     |     |     |     |       |    |   |    |   |   |    |
| Dec. 30 | at Abilene Christian   |       |     |     |     |     |       |    |   |    |   |   |    |
| Jan. 6  | SAM HOUSTON*           |       |     |     |     |     |       |    |   |    |   |   |    |
| Jan. 10 | MIDDLE TENNESSEE*      |       |     |     |     |     |       |    |   |    |   |   |    |
| Jan. 13 | at Liberty*            |       |     |     |     |     |       |    |   |    |   |   |    |
| Jan. 20 | JACKSONVILLE STATE*    |       |     |     |     |     |       |    |   |    |   |   |    |
| Jan. 25 | at UTEP*               |       |     |     |     |     |       |    |   |    |   |   |    |
| Jan. 27 | at New Mexico State*   |       |     |     |     |     |       |    |   |    |   |   |    |
| Feb. 1  | FIU*                   |       |     |     |     |     |       |    |   |    |   |   |    |
| Feb. 7  | at Western Kentucky*   |       |     |     |     |     |       |    |   |    |   |   |    |
| Feb. 10 | LIBERTY*               |       |     |     |     |     |       |    |   |    |   |   |    |
| Feb. 15 | at Jacksonville State* |       |     |     |     |     |       |    |   |    |   |   |    |
| Feb. 17 | at FIU*                |       |     |     |     |     |       |    |   |    |   |   |    |
| Feb. 22 | UTEP*                  |       |     |     |     |     |       |    |   |    |   |   |    |
| Feb. 24 | NEW MEXICO STATE*      |       |     |     |     |     |       |    |   |    |   |   |    |
| Feb. 28 | WESTERN KENTUCKY*      |       |     |     |     |     |       |    |   |    |   |   |    |
| March 6 | at Sam Houston*        |       |     |     |     |     |       |    |   |    |   |   |    |
| March 9 | at Middle Tennessee*   |       |     |     |     |     |       |    |   |    |   |   |    |



## CAREER STATS

| YEAR    | GP | GS | MIN | AVG. | FG | FGA | PCT. | 3FG | 3FGA | PCT. | FT | FTA | PCT. | Rebounds |     |       | AVG | PF | FO | A | TO | BLK | STL | PTS | AVG |
|---------|----|----|-----|------|----|-----|------|-----|------|------|----|-----|------|----------|-----|-------|-----|----|----|---|----|-----|-----|-----|-----|
|         |    |    |     |      |    |     |      |     |      |      |    |     |      | OFF      | DEF | TOTAL |     |    |    |   |    |     |     |     |     |
| 2023-24 | 4  | 0  | 48  | 12.0 | 8  | 20  | .400 | 5   | 12   | .417 | 2  | 2   | 1.00 | 3        | 4   | 7     | 1.8 | 4  | 0  | 0 | 3  | 0   | 2   | 23  | 5.8 |
| Total   | 4  | 0  | 48  | 12.0 | 8  | 20  | .400 | 5   | 12   | .417 | 2  | 2   | 1.00 | 3        | 4   | 7     | 1.8 | 4  | 0  | 0 | 3  | 0   | 2   | 23  | 5.8 |



**SALMA  
BATES**

SENIOR / GUARD

5-7 / KENNER, LA.

JOHN CURTIS HS / TULANE

**10**

## SEASON HIGHS

### Points

18 vs. LSU-A (11/6)

### Field Goals

6 vs. LSU-A (11/6)

### Field Goal Attempts

12 (3x) last vs. Richmond (11/26)

### 3-Point Field Goals

6 vs. LSU-A (11/6)

### 3-Point Field Goal Attempts

12 vs. LSU-A (11/6)

### Rebounds

6 vs. Richmond (11/26)

### Assists

4 vs. Louisiana Christian (11/9)

### Blocks

### Steals

5 vs. LSU-A (11/6)

### Minutes

38 at Vanderbilt (12/3)

## CAREER HIGHS

### Points

18 vs. LSU-A (11/6/23)

### Field Goals

7 vs. Tulsa (2/10/21)

### Field Goal Attempts

14 at Colorado (11/27/21)

### 3-Point Field Goals

6 vs. LSU-A (11/6/23)

### 3-Point Field Goal Attempts

10 at UL-Louisiana (12/19/21)

### Rebounds

10 vs. Tulsa (2/10/21)

### Assists

7 (2x) last at Rice (2/2)

### Blocks

2 (2x) last at UTEP (1/7/23)

### Steals

5 (3x) last vs. LSU-A (11/6/23)

### Minutes

45 at Charlotte (2/18/23)

## GAME-BY-GAME STATS

| DATE    | OPPONENT               | GP-GS | MIN | FG   | 3FG  | FT  | O-D-T | PF | A | TO | B | S | TP |
|---------|------------------------|-------|-----|------|------|-----|-------|----|---|----|---|---|----|
| Nov. 6  | LSU-ALEXANDRIA         | 1-1   | 32  | 6-12 | 6-12 | 0-0 | 1-4-5 | 0  | 3 | 1  | 0 | 5 | 18 |
| Nov. 9  | LOUISIANA CHRISTIAN    | 1-1   | 26  | 4-7  | 3-6  | 0-0 | 0-2-2 | 1  | 4 | 2  | 0 | 4 | 11 |
| Nov. 19 | at #11 Texas           | 1-1   | 29  | 4-10 | 3-6  | 2-2 | 0-1-1 | 2  | 2 | 3  | 0 | 2 | 13 |
| Nov. 24 | at Drake               | 1-1   | 34  | 1-11 | 1-8  | 2-4 | 0-2-2 | 1  | 4 | 1  | 0 | 1 | 5  |
| Nov. 25 | vs. Maine              | 1-1   | 32  | 3-12 | 0-7  | 4-7 | 0-5-5 | 2  | 2 | 1  | 0 | 0 | 10 |
| Nov. 26 | vs. Richmond           | 1-1   | 28  | 3-12 | 2-9  | 4-4 | 0-6-6 | 0  | 3 | 1  | 0 | 1 | 12 |
| Nov. 29 | ULM                    | 1-1   | 37  | 3-6  | 1-3  | 2-2 | 0-4-4 | 3  | 0 | 3  | 0 | 1 | 9  |
| Dec. 3  | at Vanderbilt          | 1-1   | 38  | 4-10 | 2-6  | 3-3 | 0-2-2 | 1  | 3 | 3  | 0 | 4 | 13 |
| Dec. 7  | at Arkansas            |       |     |      |      |     |       |    |   |    |   |   |    |
| Dec. 9  | at Arkansas State      |       |     |      |      |     |       |    |   |    |   |   |    |
| Dec. 14 | SMU                    |       |     |      |      |     |       |    |   |    |   |   |    |
| Dec. 16 | ALCORN STATE           |       |     |      |      |     |       |    |   |    |   |   |    |
| Dec. 18 | CAL BAPTIST            |       |     |      |      |     |       |    |   |    |   |   |    |
| Dec. 21 | at South Alabama       |       |     |      |      |     |       |    |   |    |   |   |    |
| Dec. 30 | at Abilene Christian   |       |     |      |      |     |       |    |   |    |   |   |    |
| Jan. 6  | SAM HOUSTON*           |       |     |      |      |     |       |    |   |    |   |   |    |
| Jan. 10 | MIDDLE TENNESSEE*      |       |     |      |      |     |       |    |   |    |   |   |    |
| Jan. 13 | at Liberty*            |       |     |      |      |     |       |    |   |    |   |   |    |
| Jan. 20 | JACKSONVILLE STATE*    |       |     |      |      |     |       |    |   |    |   |   |    |
| Jan. 25 | at UTEP*               |       |     |      |      |     |       |    |   |    |   |   |    |
| Jan. 27 | at New Mexico State*   |       |     |      |      |     |       |    |   |    |   |   |    |
| Feb. 1  | FIU*                   |       |     |      |      |     |       |    |   |    |   |   |    |
| Feb. 7  | at Western Kentucky*   |       |     |      |      |     |       |    |   |    |   |   |    |
| Feb. 10 | LIBERTY*               |       |     |      |      |     |       |    |   |    |   |   |    |
| Feb. 15 | at Jacksonville State* |       |     |      |      |     |       |    |   |    |   |   |    |
| Feb. 17 | at FIU*                |       |     |      |      |     |       |    |   |    |   |   |    |
| Feb. 22 | UTEP*                  |       |     |      |      |     |       |    |   |    |   |   |    |
| Feb. 24 | NEW MEXICO STATE*      |       |     |      |      |     |       |    |   |    |   |   |    |
| Feb. 28 | WESTERN KENTUCKY*      |       |     |      |      |     |       |    |   |    |   |   |    |
| March 6 | at Sam Houston*        |       |     |      |      |     |       |    |   |    |   |   |    |
| March 9 | at Middle Tennessee*   |       |     |      |      |     |       |    |   |    |   |   |    |



## CAREER STATS

| YEAR     | GP  | GS | MIN  | AVG. | FG  | FGA | PCT. | 3FG | 3FGA | PCT. | FT  | FTA | PCT. | Rebounds |     |       | AVG | PF  | FO | A   | TO  | BLK | STL | PTS | AVG  |
|----------|-----|----|------|------|-----|-----|------|-----|------|------|-----|-----|------|----------|-----|-------|-----|-----|----|-----|-----|-----|-----|-----|------|
|          |     |    |      |      |     |     |      |     |      |      |     |     |      | OFF      | DEF | TOTAL |     |     |    |     |     |     |     |     |      |
| 2019-20* | 18  | 2  | 212  | 11.8 | 15  | 50  | .300 | 7   | 24   | .292 | 8   | 15  | .533 | 6        | 10  | 16    | 0.8 | 7   | 0  | 33  | 21  | 0   | 7   | 45  | 2.4  |
| 2020-21* | 27  | 2  | 457  | 16.9 | 47  | 108 | .435 | 15  | 44   | .341 | 18  | 35  | .514 | 5        | 46  | 51    | 1.9 | 17  | 0  | 56  | 45  | 2   | 13  | 127 | 4.7  |
| 2021-22  | 33  | 33 | 1070 | 32.4 | 93  | 234 | .397 | 29  | 88   | .330 | 46  | 69  | .677 | 5        | 88  | 93    | 2.8 | 44  | 0  | 101 | 91  | 9   | 46  | 261 | 7.9  |
| 2022-23  | 32  | 31 | 984  | 30.8 | 72  | 181 | .398 | 20  | 72   | .278 | 43  | 62  | .694 | 15       | 86  | 101   | 3.2 | 52  | 0  | 111 | 90  | 9   | 27  | 207 | 6.5  |
| 2023-24  | 8   | 8  | 257  | 32.1 | 28  | 80  | .350 | 18  | 57   | .316 | 17  | 22  | .773 | 1        | 26  | 27    | 3.4 | 10  | 0  | 21  | 15  | 0   | 18  | 91  | 11.4 |
| Total    | 118 | 76 | 2980 | 25.3 | 255 | 653 | .391 | 89  | 285  | .312 | 132 | 203 | .650 | 32       | 256 | 288   | 2.4 | 130 | 0  | 322 | 262 | 20  | 111 | 731 | 6.2  |

\*Tulane Stats

#LoveandServe



**JANNA MORRIS** **22**

FRESHMAN / GUARD  
5-7 / SHERWOOD, ARK.  
SLYVAN HILLS HS

## SEASON HIGHS

**Points**  
13 vs. Richmond (11/26)  
**Field Goals**  
5 vs. Richmond (11/26)  
**Field Goal Attempts**  
10 vs. ULM (11/29)  
**3-Point Field Goals**  
3 vs. Richmond (11/26)  
**3-Point Field Goal Attempts**  
6 vs. Louisiana Christian (11/9)  
**Rebounds**  
5 vs. LSU-A (11/6)  
**Assists**  
6 vs. LSU-A (11/6)  
**Blocks**  
1 vs. Louisiana Christian (11/9)  
**Steals**  
2 (2x) last vs ULM (11/29)  
**Minutes**  
37 vs. Maine (11/25)

## CAREER HIGHS

**Points**  
13 vs. Richmond (11/26/23)  
**Field Goals**  
5 vs. Richmond (11/26/23)  
**Field Goal Attempts**  
10 vs. ULM (11/29/23)  
**3-Point Field Goals**  
3 vs. Richmond (11/26/23)  
**3-Point Field Goal Attempts**  
6 vs. Louisiana Christian (11/9/23)  
**Rebounds**  
5 vs. LSU-A (11/6/23)  
**Assists**  
6 vs. LSU-A (11/6/23)  
**Blocks**  
1 vs. Louisiana Christian (11/9/23)  
**Steals**  
2 (2x) last vs ULM (11/29/23)  
**Minutes**  
37 vs. Maine (11/25/23)

## GAME-BY-GAME STATS

| DATE    | OPPONENT               | GP-GS | MIN | FG   | 3FG | FT   | O-D-T | PF | A | TO | B | S | TP |
|---------|------------------------|-------|-----|------|-----|------|-------|----|---|----|---|---|----|
| Nov. 6  | LSU-ALEXANDRIA         | 1-1   | 31  | 1-5  | 0-2 | 4-5  | 3-2-5 | 2  | 6 | 1  | 0 | 1 | 6  |
| Nov. 9  | LOUISIANA CHRISTIAN    | 1-1   | 27  | 2-8  | 2-6 | 3-6  | 1-2-3 | 4  | 4 | 3  | 1 | 0 | 9  |
| Nov. 19 | at #11 Texas           | 1-1   | 31  | 1-4  | 0-0 | 0-0  | 0-2-2 | 2  | 2 | 4  | 0 | 0 | 2  |
| Nov. 24 | at Drake               | 1-1   | 30  | 1-7  | 1-2 | 5-6  | 1-2-3 | 4  | 2 | 4  | 0 | 2 | 8  |
| Nov. 25 | vs. Maine              | 1-1   | 37  | 3-9  | 0-1 | 0-0  | 0-3-3 | 1  | 3 | 0  | 0 | 0 | 6  |
| Nov. 26 | vs. Richmond           | 1-1   | 26  | 5-9  | 3-5 | 0-0  | 1-2-3 | 2  | 2 | 2  | 0 | 0 | 13 |
| Nov. 29 | ULM                    | 1-1   | 36  | 1-10 | 0-5 | 9-10 | 0-2-2 | 4  | 3 | 2  | 0 | 2 | 11 |
| Dec. 3  | at Vanderbilt          | 1-1   | 30  | 1-5  | 0-3 | 5-6  | 0-2-2 | 0  | 1 | 2  | 0 | 0 | 7  |
| Dec. 7  | at Arkansas            |       |     |      |     |      |       |    |   |    |   |   |    |
| Dec. 9  | at Arkansas State      |       |     |      |     |      |       |    |   |    |   |   |    |
| Dec. 14 | SMU                    |       |     |      |     |      |       |    |   |    |   |   |    |
| Dec. 16 | ALCORN STATE           |       |     |      |     |      |       |    |   |    |   |   |    |
| Dec. 18 | CAL BAPTIST            |       |     |      |     |      |       |    |   |    |   |   |    |
| Dec. 21 | at South Alabama       |       |     |      |     |      |       |    |   |    |   |   |    |
| Dec. 30 | at Abilene Christian   |       |     |      |     |      |       |    |   |    |   |   |    |
| Jan. 6  | SAM HOUSTON*           |       |     |      |     |      |       |    |   |    |   |   |    |
| Jan. 10 | MIDDLE TENNESSEE*      |       |     |      |     |      |       |    |   |    |   |   |    |
| Jan. 13 | at Liberty*            |       |     |      |     |      |       |    |   |    |   |   |    |
| Jan. 20 | JACKSONVILLE STATE*    |       |     |      |     |      |       |    |   |    |   |   |    |
| Jan. 25 | at UTEP*               |       |     |      |     |      |       |    |   |    |   |   |    |
| Jan. 27 | at New Mexico State*   |       |     |      |     |      |       |    |   |    |   |   |    |
| Feb. 1  | FIU*                   |       |     |      |     |      |       |    |   |    |   |   |    |
| Feb. 7  | at Western Kentucky*   |       |     |      |     |      |       |    |   |    |   |   |    |
| Feb. 10 | LIBERTY*               |       |     |      |     |      |       |    |   |    |   |   |    |
| Feb. 15 | at Jacksonville State* |       |     |      |     |      |       |    |   |    |   |   |    |
| Feb. 17 | at FIU*                |       |     |      |     |      |       |    |   |    |   |   |    |
| Feb. 22 | UTEP*                  |       |     |      |     |      |       |    |   |    |   |   |    |
| Feb. 24 | NEW MEXICO STATE*      |       |     |      |     |      |       |    |   |    |   |   |    |
| Feb. 28 | WESTERN KENTUCKY*      |       |     |      |     |      |       |    |   |    |   |   |    |
| March 6 | at Sam Houston*        |       |     |      |     |      |       |    |   |    |   |   |    |
| March 9 | at Middle Tennessee*   |       |     |      |     |      |       |    |   |    |   |   |    |



## CAREER STATS

| YEAR    | GP | GS | MIN | AVG. | FG | FGA | PCT. | 3FG | 3FGA | PCT. | FT | FTA | PCT. | Rebounds |     |       | AVG | PF | FO | A  | TO | BLK | STL | PTS | AVG |
|---------|----|----|-----|------|----|-----|------|-----|------|------|----|-----|------|----------|-----|-------|-----|----|----|----|----|-----|-----|-----|-----|
|         |    |    |     |      |    |     |      |     |      |      |    |     |      | OFF      | DEF | TOTAL |     |    |    |    |    |     |     |     |     |
| 2023-24 | 8  | 8  | 248 | 31.0 | 15 | 56  | .268 | 6   | 25   | .240 | 26 | 33  | .788 | 6        | 17  | 23    | 2.9 | 19 | 0  | 23 | 18 | 1   | 5   | 62  | 7.8 |
| Total   | 8  | 8  | 248 | 31.0 | 15 | 56  | .268 | 6   | 25   | .240 | 26 | 33  | .788 | 6        | 17  | 23    | 2.9 | 19 | 0  | 23 | 18 | 1   | 5   | 62  | 7.8 |



SILVIA  
NATIVI

JUNIOR / GUARD

6-0 / FERRARA, ITALY

BENEDETTO VARCHI

23

## SEASON HIGHS

### Points

17 at Drake (11/24)

### Field Goals

7 at Drake (11/24)

### Field Goal Attempts

11 vs. ULM (11/29)

### 3-Point Field Goals

3 (2x) last vs. Maine (11/25)

### 3-Point Field Goal Attempts

5 (2x) last at Vanderbilt (12/3)

### Rebounds

8 vs. Richmond (11/26)

### Assists

8 vs. Louisiana Christian (11/9)

### Blocks

1 (3x) last vs. ULM (11/26)

### Steals

3 vs. Louisiana Christian (11/9)

### Minutes

38 vs. Maine (11/25)

## CAREER HIGHS

### Points

17 at Drake (11/24/23)

### Field Goals

7 at Drake (11/24/23)

### Field Goal Attempts

11 vs. ULM (11/29/23)

### 3-Point Field Goals

3 (2x) last vs. Maine (11/25/23)

### 3-Point Field Goal Attempts

5 (2x) last at Vanderbilt (12/3/23)

### Rebounds

11 vs. Florida Atlantic (2/3/22)

### Assists

8 vs. Louisiana Christian (11/9/23)

### Blocks

3 vs. UTEP (3/9/23)

### Steals

5 (2x) last at UTEP (2/17/22)

### Minutes

41 vs. Rice (2/24/22)

## GAME-BY-GAME STATS

| DATE    | OPPONENT               | GP-GS | MIN | FG   | 3FG | FT  | O-D-T | PF | A | TO | B | S | TP |
|---------|------------------------|-------|-----|------|-----|-----|-------|----|---|----|---|---|----|
| Nov. 6  | LSU-ALEXANDRIA         | 1-1   | 23  | 3-4  | 0-3 | 0-0 | 3-1-4 | 2  | 2 | 2  | 0 | 3 | 6  |
| Nov. 9  | LOUISIANA CHRISTIAN    | 1-1   | 22  | 2-8  | 0-4 | 1-2 | 3-2-5 | 1  | 8 | 1  | 1 | 3 | 5  |
| Nov. 19 | at #11 Texas           | 1-1   | 23  | 1-3  | 1-1 | 0-0 | 1-1-2 | 4  | 1 | 2  | 1 | 1 | 3  |
| Nov. 24 | at Drake               | 1-1   | 28  | 7-10 | 3-4 | 0-0 | 2-1-3 | 5  | 3 | 3  | 0 | 1 | 17 |
| Nov. 25 | vs. Maine              | 1-1   | 38  | 5-9  | 3-5 | 0-0 | 0-3-3 | 2  | 5 | 3  | 0 | 2 | 13 |
| Nov. 26 | vs. Richmond           | 1-1   | 31  | 2-7  | 0-3 | 0-0 | 2-6-8 | 1  | 1 | 2  | 0 | 0 | 4  |
| Nov. 29 | ULM                    | 1-1   | 30  | 5-11 | 0-2 | 0-0 | 1-2-3 | 4  | 2 | 5  | 1 | 0 | 10 |
| Dec. 3  | at Vanderbilt          | 1-1   | 33  | 2-6  | 1-5 | 0-0 | 0-2-2 | 2  | 7 | 9  | 1 | 0 | 5  |
| Dec. 7  | at Arkansas            |       |     |      |     |     |       |    |   |    |   |   |    |
| Dec. 9  | at Arkansas State      |       |     |      |     |     |       |    |   |    |   |   |    |
| Dec. 14 | SMU                    |       |     |      |     |     |       |    |   |    |   |   |    |
| Dec. 16 | ALCORN STATE           |       |     |      |     |     |       |    |   |    |   |   |    |
| Dec. 18 | CAL BAPTIST            |       |     |      |     |     |       |    |   |    |   |   |    |
| Dec. 21 | at South Alabama       |       |     |      |     |     |       |    |   |    |   |   |    |
| Dec. 30 | at Abilene Christian   |       |     |      |     |     |       |    |   |    |   |   |    |
| Jan. 6  | SAM HOUSTON*           |       |     |      |     |     |       |    |   |    |   |   |    |
| Jan. 10 | MIDDLE TENNESSEE*      |       |     |      |     |     |       |    |   |    |   |   |    |
| Jan. 13 | at Liberty*            |       |     |      |     |     |       |    |   |    |   |   |    |
| Jan. 20 | JACKSONVILLE STATE*    |       |     |      |     |     |       |    |   |    |   |   |    |
| Jan. 25 | at UTEP*               |       |     |      |     |     |       |    |   |    |   |   |    |
| Jan. 27 | at New Mexico State*   |       |     |      |     |     |       |    |   |    |   |   |    |
| Feb. 1  | FIU*                   |       |     |      |     |     |       |    |   |    |   |   |    |
| Feb. 7  | at Western Kentucky*   |       |     |      |     |     |       |    |   |    |   |   |    |
| Feb. 10 | LIBERTY*               |       |     |      |     |     |       |    |   |    |   |   |    |
| Feb. 15 | at Jacksonville State* |       |     |      |     |     |       |    |   |    |   |   |    |
| Feb. 17 | at FIU*                |       |     |      |     |     |       |    |   |    |   |   |    |
| Feb. 22 | UTEP*                  |       |     |      |     |     |       |    |   |    |   |   |    |
| Feb. 24 | NEW MEXICO STATE*      |       |     |      |     |     |       |    |   |    |   |   |    |
| Feb. 28 | WESTERN KENTUCKY*      |       |     |      |     |     |       |    |   |    |   |   |    |
| March 6 | at Sam Houston*        |       |     |      |     |     |       |    |   |    |   |   |    |
| March 9 | at Middle Tennessee*   |       |     |      |     |     |       |    |   |    |   |   |    |



## CAREER STATS

| YEAR    | GP | GS | MIN  | AVG. | FG  | FGA | PCT. | 3FG | 3FGA | PCT. | FT | FTA | PCT. | Rebounds |     |       | AVG | PF  | FO | A   | TO  | BLK | STL | PTS | AVG |
|---------|----|----|------|------|-----|-----|------|-----|------|------|----|-----|------|----------|-----|-------|-----|-----|----|-----|-----|-----|-----|-----|-----|
|         |    |    |      |      |     |     |      |     |      |      |    |     |      | OFF      | DEF | TOTAL |     |     |    |     |     |     |     |     |     |
| 2021-22 | 33 | 23 | 756  | 22.9 | 44  | 102 | .431 | 12  | 41   | .293 | 14 | 22  | .636 | 24       | 56  | 80    | 2.4 | 46  | 0  | 69  | 59  | 10  | 40  | 114 | 3.5 |
| 2022-23 | 32 | 29 | 909  | 28.4 | 50  | 115 | .435 | 14  | 45   | .311 | 11 | 18  | .611 | 29       | 81  | 110   | 3.4 | 51  | 0  | 96  | 49  | 14  | 30  | 125 | 3.9 |
| 2023-24 | 8  | 8  | 228  | 28.5 | 27  | 61  | .443 | 8   | 27   | .296 | 1  | 2   | .500 | 12       | 18  | 30    | 3.8 | 21  | 1  | 29  | 27  | 4   | 10  | 63  | 7.9 |
| Total   | 73 | 60 | 1894 | 25.9 | 121 | 278 | .435 | 34  | 113  | .301 | 26 | 42  | .619 | 65       | 155 | 220   | 3.0 | 118 | 1  | 194 | 135 | 28  | 80  | 302 | 4.1 |



AMAYA  
**BRANNON** **24**

JUNIOR / GUARD  
5-11 / PLANO, TEXAS  
PLANO SENIOR HS

## SEASON HIGHS

**Points**  
**Field Goals**  
**Field Goal Attempts**  
**3-Point Field Goals**  
**3-Point Field Goal Attempts**  
**Rebounds**  
**Assists**  
**Blocks**  
**Steals**  
**Minutes**

## CAREER HIGHS

**Points**  
18 at ULM (11/13/22)  
**Field Goals**  
8 (2x) last at ULM (11/13/22)  
**Field Goal Attempts**  
16 vs. Charlotte (12/31/22)  
**3-Point Field Goals**  
2 (5x) last vs. Charlotte (12/31/22)  
**3-Point Field Goal Attempts**  
5 at UTSA (12/29/22)  
**Rebounds**  
10 (2x) last at UAB (1/14/23)  
**Assists**  
3 (3x) last at WKU (1/19)  
**Blocks**  
1 (5x) last at Middle Tennessee (1/21/23)  
**Steals**  
5 vs. Nicholls (11/22/21)  
**Minutes**  
37 at Old Dominion (3/2/22)

## GAME-BY-GAME STATS

| DATE    | OPPONENT               | GP-GS | MIN | FG | 3FG | FT | O-D-T | PF | A | TO | B | S | TP                     |
|---------|------------------------|-------|-----|----|-----|----|-------|----|---|----|---|---|------------------------|
| Nov. 6  | LSU-ALEXANDRIA         |       |     |    |     |    |       |    |   |    |   |   | Did Not Play -- Injury |
| Nov. 9  | LOUISIANA CHRISTIAN    |       |     |    |     |    |       |    |   |    |   |   | Did Not Play -- Injury |
| Nov. 19 | at #11 Texas           |       |     |    |     |    |       |    |   |    |   |   | Did Not Play -- Injury |
| Nov. 24 | at Drake               |       |     |    |     |    |       |    |   |    |   |   | Did Not Play -- Injury |
| Nov. 25 | vs. Maine              |       |     |    |     |    |       |    |   |    |   |   | Did Not Play -- Injury |
| Nov. 26 | vs. Richmond           |       |     |    |     |    |       |    |   |    |   |   | Did Not Play -- Injury |
| Nov. 29 | ULM                    |       |     |    |     |    |       |    |   |    |   |   | Did Not Play -- Injury |
| Dec. 3  | at Vanderbilt          |       |     |    |     |    |       |    |   |    |   |   | Did Not Play -- Injury |
| Dec. 7  | at Arkansas            |       |     |    |     |    |       |    |   |    |   |   |                        |
| Dec. 9  | at Arkansas State      |       |     |    |     |    |       |    |   |    |   |   |                        |
| Dec. 14 | SMU                    |       |     |    |     |    |       |    |   |    |   |   |                        |
| Dec. 16 | ALCORN STATE           |       |     |    |     |    |       |    |   |    |   |   |                        |
| Dec. 18 | CAL BAPTIST            |       |     |    |     |    |       |    |   |    |   |   |                        |
| Dec. 21 | at South Alabama       |       |     |    |     |    |       |    |   |    |   |   |                        |
| Dec. 30 | at Abilene Christian   |       |     |    |     |    |       |    |   |    |   |   |                        |
| Jan. 6  | SAM HOUSTON*           |       |     |    |     |    |       |    |   |    |   |   |                        |
| Jan. 10 | MIDDLE TENNESSEE*      |       |     |    |     |    |       |    |   |    |   |   |                        |
| Jan. 13 | at Liberty*            |       |     |    |     |    |       |    |   |    |   |   |                        |
| Jan. 20 | JACKSONVILLE STATE*    |       |     |    |     |    |       |    |   |    |   |   |                        |
| Jan. 25 | at UTEP*               |       |     |    |     |    |       |    |   |    |   |   |                        |
| Jan. 27 | at New Mexico State*   |       |     |    |     |    |       |    |   |    |   |   |                        |
| Feb. 1  | FIU*                   |       |     |    |     |    |       |    |   |    |   |   |                        |
| Feb. 7  | at Western Kentucky*   |       |     |    |     |    |       |    |   |    |   |   |                        |
| Feb. 10 | LIBERTY*               |       |     |    |     |    |       |    |   |    |   |   |                        |
| Feb. 15 | at Jacksonville State* |       |     |    |     |    |       |    |   |    |   |   |                        |
| Feb. 17 | at FIU*                |       |     |    |     |    |       |    |   |    |   |   |                        |
| Feb. 22 | UTEP*                  |       |     |    |     |    |       |    |   |    |   |   |                        |
| Feb. 24 | NEW MEXICO STATE*      |       |     |    |     |    |       |    |   |    |   |   |                        |
| Feb. 28 | WESTERN KENTUCKY*      |       |     |    |     |    |       |    |   |    |   |   |                        |
| March 6 | at Sam Houston*        |       |     |    |     |    |       |    |   |    |   |   |                        |
| March 9 | at Middle Tennessee*   |       |     |    |     |    |       |    |   |    |   |   |                        |



## CAREER STATS

| YEAR    | GP | GS | MIN  | AVG. | FG  | FGA | PCT. | 3FG | 3FGA | PCT. | FT | FTA | PCT. | Rebounds |     |       | AVG | PF  | FO | A  | TO  | BLK | STL | PTS | AVG |
|---------|----|----|------|------|-----|-----|------|-----|------|------|----|-----|------|----------|-----|-------|-----|-----|----|----|-----|-----|-----|-----|-----|
|         |    |    |      |      |     |     |      |     |      |      |    |     |      | OFF      | DEF | TOTAL |     |     |    |    |     |     |     |     |     |
| 2021-22 | 33 | 21 | 882  | 26.7 | 85  | 189 | .450 | 20  | 52   | .385 | 41 | 59  | .695 | 46       | 98  | 144   | 4.4 | 64  | 1  | 18 | 56  | 4   | 36  | 231 | 7.0 |
| 2022-23 | 25 | 21 | 625  | 25.0 | 73  | 178 | .410 | 10  | 41   | .244 | 42 | 53  | .792 | 41       | 81  | 122   | 4.9 | 45  | 0  | 27 | 62  | 1   | 25  | 198 | 7.9 |
| 2023-24 | 0  | 0  | 0    | 0    | 0   | 0   | 0    | 0   | 0    | 0    | 0  | 0   | 0    | 0        | 0   | 0     | 0   | 0   | 0  | 0  | 0   | 0   | 0   | 0   | 0   |
| Total   | 58 | 42 | 1507 | 26.0 | 158 | 367 | .431 | 30  | 93   | .323 | 83 | 112 | .741 | 87       | 179 | 266   | 4.6 | 109 | 1  | 45 | 118 | 5   | 61  | 429 | 7.4 |



KATE THOMPSON 32

JUNIOR / FORWARD  
6-2 / DENHAM SPRINGS, LA.  
DENHAM SPRINGS HS / WISCONSIN

SEASON HIGHS

- Points  
6 vs. Richmond (11/26)
- Field Goals  
3 vs. Richmond (11/26)
- Field Goal Attempts  
7 vs. Richmond (11/26)
- 3-Point Field Goals
- 3-Point Field Goal Attempts
- Rebounds  
8 at Vanderbilt (12/3)
- Assists
- Blocks  
2 (2x) last at Vanderbilt (12/3)
- Steals  
3 at Vanderbilt (12/3)
- Minutes  
21 at Vanderbilt (12/3)

CAREER HIGHS

- Points  
14 at McNeese (12/22/21)
- Field Goals  
5 (2x) last at McNeese (12/22/21)
- Field Goal Attempts  
13 at McNeese (12/22/21)
- 3-Point Field Goals  
1 (x) last vs. Charlotte (3/12/22)
- 3-Point Field Goal Attempts  
2 vs. UTSA (1/17/22)
- Rebounds  
8 (2x) last at Vanderbilt (12/3/23)
- Assists  
3 vs. UTSA (1/17/22)
- Blocks  
3 vs. North Dakota (12/13/20)
- Steals  
3 at Vanderbilt (12/3/23)
- Minutes  
23 vs. UTSA (1/17/22)

GAME-BY-GAME STATS

| DATE    | OPPONENT               | GP-GS | MIN | FG  | 3FG | FT  | O-D-T | PF | A | TO | B | S | TP |
|---------|------------------------|-------|-----|-----|-----|-----|-------|----|---|----|---|---|----|
| Nov. 6  | LSU-ALEXANDRIA         | 1-0   | 6   | 1-1 | 0-0 | 0-0 | 0-3-3 | 2  | 0 | 0  | 0 | 0 | 2  |
| Nov. 9  | LOUISIANA CHRISTIAN    | 1-0   | 7   | 1-3 | 0-0 | 2-2 | 1-0-1 | 4  | 0 | 1  | 0 | 0 | 4  |
| Nov. 19 | at #11 Texas           | 1-0   | 5   | 1-2 | 0-0 | 0-0 | 0-1-1 | 2  | 0 | 1  | 0 | 0 | 2  |
| Nov. 24 | at Drake               | 1-0   | 2   | 1-2 | 0-0 | 0-0 | 1-1-2 | 0  | 0 | 0  | 0 | 0 | 2  |
| Nov. 25 | vs. Maine              | 1-0   | 3   | 0-0 | 0-0 | 0-0 | 0-0-0 | 0  | 0 | 0  | 1 | 0 | 0  |
| Nov. 26 | vs. Richmond           | 1-0   | 14  | 3-7 | 0-0 | 0-0 | 1-0-1 | 1  | 0 | 1  | 2 | 0 | 6  |
| Nov. 29 | ULM                    | 1-0   | 7   | 0-2 | 0-0 | 0-0 | 1-4-5 | 2  | 0 | 2  | 1 | 0 | 0  |
| Dec. 3  | at Vanderbilt          | 1-0   | 21  | 0-2 | 0-0 | 1-2 | 1-7-8 | 3  | 0 | 1  | 2 | 3 | 1  |
| Dec. 7  | at Arkansas            |       |     |     |     |     |       |    |   |    |   |   |    |
| Dec. 9  | at Arkansas State      |       |     |     |     |     |       |    |   |    |   |   |    |
| Dec. 14 | SMU                    |       |     |     |     |     |       |    |   |    |   |   |    |
| Dec. 16 | ALCORN STATE           |       |     |     |     |     |       |    |   |    |   |   |    |
| Dec. 18 | CAL BAPTIST            |       |     |     |     |     |       |    |   |    |   |   |    |
| Dec. 21 | at South Alabama       |       |     |     |     |     |       |    |   |    |   |   |    |
| Dec. 30 | at Abilene Christian   |       |     |     |     |     |       |    |   |    |   |   |    |
| Jan. 6  | SAM HOUSTON*           |       |     |     |     |     |       |    |   |    |   |   |    |
| Jan. 10 | MIDDLE TENNESSEE*      |       |     |     |     |     |       |    |   |    |   |   |    |
| Jan. 13 | at Liberty*            |       |     |     |     |     |       |    |   |    |   |   |    |
| Jan. 20 | JACKSONVILLE STATE*    |       |     |     |     |     |       |    |   |    |   |   |    |
| Jan. 25 | at UTEP*               |       |     |     |     |     |       |    |   |    |   |   |    |
| Jan. 27 | at New Mexico State*   |       |     |     |     |     |       |    |   |    |   |   |    |
| Feb. 1  | FIU*                   |       |     |     |     |     |       |    |   |    |   |   |    |
| Feb. 7  | at Western Kentucky*   |       |     |     |     |     |       |    |   |    |   |   |    |
| Feb. 10 | LIBERTY*               |       |     |     |     |     |       |    |   |    |   |   |    |
| Feb. 15 | at Jacksonville State* |       |     |     |     |     |       |    |   |    |   |   |    |
| Feb. 17 | at FIU*                |       |     |     |     |     |       |    |   |    |   |   |    |
| Feb. 22 | UTEP*                  |       |     |     |     |     |       |    |   |    |   |   |    |
| Feb. 24 | NEW MEXICO STATE*      |       |     |     |     |     |       |    |   |    |   |   |    |
| Feb. 28 | WESTERN KENTUCKY*      |       |     |     |     |     |       |    |   |    |   |   |    |
| March 6 | at Sam Houston*        |       |     |     |     |     |       |    |   |    |   |   |    |
| March 9 | at Middle Tennessee*   |       |     |     |     |     |       |    |   |    |   |   |    |



CAREER STATS

| YEAR                        | GP | GS | MIN | AVG. | FG | FGA | PCT. | 3FG | 3FGA | PCT. | FT | FTA | PCT. | Rebounds |     |       | AVG | PF  | FO | A  | TO | BLK | STL | PTS | AVG |  |
|-----------------------------|----|----|-----|------|----|-----|------|-----|------|------|----|-----|------|----------|-----|-------|-----|-----|----|----|----|-----|-----|-----|-----|--|
|                             |    |    |     |      |    |     |      |     |      |      |    |     |      | OFF      | DEF | TOTAL |     |     |    |    |    |     |     |     |     |  |
| 2020-21*                    | 24 | 3  | 290 | 12.1 | 28 | 84  | .333 | 0   | 2    | .000 | 17 | 29  | .586 | 20       | 42  | 62    | 2.6 | 41  | 0  | 4  | 18 | 9   | 6   | 73  | 3.0 |  |
| 2021-22                     | 33 | 13 | 380 | 11.5 | 45 | 103 | .437 | 3   | 7    | .429 | 28 | 33  | .848 | 24       | 29  | 53    | 1.6 | 47  | 1  | 14 | 34 | 19  | 13  | 121 | 3.7 |  |
| 2022-23                     | 21 | 0  | 135 | 6.4  | 14 | 27  | .519 | 0   | 0    | 0    | 8  | 10  | .800 | 10       | 21  | 31    | 1.5 | 28  | 0  | 2  | 8  | 3   | 4   | 36  | 1.7 |  |
| 2023-24                     | 8  | 0  | 66  | 8.2  | 7  | 19  | .368 | 0   | 0    | 0    | 3  | 4   | .750 | 5        | 16  | 21    | 2.6 | 14  | 0  | 0  | 6  | 6   | 3   | 17  | 2.1 |  |
| Total                       | 86 | 16 | 869 | 10.1 | 94 | 233 | .403 | 3   | 9    | .333 | 56 | 76  | .737 | 59       | 108 | 167   | 1.9 | 130 | 1  | 20 | 66 | 37  | 26  |     |     |  |
| 247xxxxxxxxxxxxxxxxxxxxx2.9 |    |    |     |      |    |     |      |     |      |      |    |     |      |          |     |       |     |     |    |    |    |     |     |     |     |  |

247xxxxxxxxxxxxxxxxxxxx2.9



**MACKENZIE  
WURM**

**33**

JUNIOR / FORWARD  
6-4 / ALLEN, TEXAS  
ALLEN HS

## SEASON HIGHS

**Points**  
6 vs. Maine (11/25)  
**Field Goals**  
3 vs. Maine (11/25)  
**Field Goal Attempts**  
5 at Drake (11/24)  
**3-Point Field Goals**  
  
**3-Point Field Goal Attempts**  
1 vs. ULM (11/29)  
**Rebounds**  
6 at Drake (11/24)  
**Assists**  
2 at #11 Texas (11/19)  
**Blocks**  
3 vs. ULM (11/26)  
**Steals**  
2 at Drake (11/24)  
**Minutes**  
16 vs. ULM (11/29)

## CAREER HIGHS

**Points**  
12 at McNeese (12/22/21)  
**Field Goals**  
5 at North Texas (2/16/23)  
**Field Goal Attempts**  
9 (2X) last at UAB (1/14/23)  
**3-Point Field Goals**  
None  
**3-Point Field Goal Attempts**  
1 (3x) last vs. ULM (11/29/23)  
**Rebounds**  
12 at McNeese (12/21/22)  
**Assists**  
2 (2x) last at #11 Texas (11/19/23)  
**Blocks**  
5 at UAB (1/14)  
**Steals**  
2 (2x) last at Drake (11/24/23)  
**Minutes**  
25 vs. UTSA (1/28)

## GAME-BY-GAME STATS

| DATE    | OPPONENT               | GP-GS | MIN | FG  | 3FG | FT  | O-D-T | PF | A | TO | B | S | TP |
|---------|------------------------|-------|-----|-----|-----|-----|-------|----|---|----|---|---|----|
| Nov. 6  | LSU-ALEXANDRIA         | 1-0   | 12  | 0-3 | 0-0 | 0-0 | 0-4-4 | 3  | 1 | 0  | 1 | 0 | 0  |
| Nov. 9  | LOUISIANA CHRISTIAN    | 1-0   | 13  | 2-4 | 0-0 | 0-1 | 2-2-4 | 2  | 0 | 1  | 1 | 1 | 4  |
| Nov. 19 | at #11 Texas           | 1-0   | 12  | 1-4 | 0-0 | 1-1 | 1-0-1 | 0  | 2 | 1  | 2 | 0 | 3  |
| Nov. 24 | at Drake               | 1-0   | 12  | 2-5 | 0-0 | 0-0 | 0-6-6 | 1  | 1 | 0  | 0 | 2 | 4  |
| Nov. 25 | vs. Maine              | 1-0   | 10  | 3-4 | 0-0 | 0-0 | 1-1-2 | 0  | 0 | 1  | 1 | 1 | 6  |
| Nov. 26 | vs. Richmond           | 1-0   | 14  | 1-3 | 0-0 | 0-0 | 2-1-3 | 1  | 0 | 2  | 0 | 1 | 2  |
| Nov. 29 | ULM                    | 1-1   | 16  | 0-2 | 0-1 | 0-2 | 1-1-2 | 1  | 1 | 1  | 3 | 0 | 0  |
| Dec. 3  | at Vanderbilt          | 1-1   | 6   | 1-3 | 0-0 | 0-0 | 0-0-0 | 2  | 0 | 4  | 1 | 0 | 2  |
| Dec. 7  | at Arkansas            |       |     |     |     |     |       |    |   |    |   |   |    |
| Dec. 9  | at Arkansas State      |       |     |     |     |     |       |    |   |    |   |   |    |
| Dec. 14 | SMU                    |       |     |     |     |     |       |    |   |    |   |   |    |
| Dec. 16 | ALCORN STATE           |       |     |     |     |     |       |    |   |    |   |   |    |
| Dec. 18 | CAL BAPTIST            |       |     |     |     |     |       |    |   |    |   |   |    |
| Dec. 21 | at South Alabama       |       |     |     |     |     |       |    |   |    |   |   |    |
| Dec. 30 | at Abilene Christian   |       |     |     |     |     |       |    |   |    |   |   |    |
| Jan. 6  | SAM HOUSTON*           |       |     |     |     |     |       |    |   |    |   |   |    |
| Jan. 10 | MIDDLE TENNESSEE*      |       |     |     |     |     |       |    |   |    |   |   |    |
| Jan. 13 | at Liberty*            |       |     |     |     |     |       |    |   |    |   |   |    |
| Jan. 20 | JACKSONVILLE STATE*    |       |     |     |     |     |       |    |   |    |   |   |    |
| Jan. 25 | at UTEP*               |       |     |     |     |     |       |    |   |    |   |   |    |
| Jan. 27 | at New Mexico State*   |       |     |     |     |     |       |    |   |    |   |   |    |
| Feb. 1  | FIU*                   |       |     |     |     |     |       |    |   |    |   |   |    |
| Feb. 7  | at Western Kentucky*   |       |     |     |     |     |       |    |   |    |   |   |    |
| Feb. 10 | LIBERTY*               |       |     |     |     |     |       |    |   |    |   |   |    |
| Feb. 15 | at Jacksonville State* |       |     |     |     |     |       |    |   |    |   |   |    |
| Feb. 17 | at FIU*                |       |     |     |     |     |       |    |   |    |   |   |    |
| Feb. 22 | UTEP*                  |       |     |     |     |     |       |    |   |    |   |   |    |
| Feb. 24 | NEW MEXICO STATE*      |       |     |     |     |     |       |    |   |    |   |   |    |
| Feb. 28 | WESTERN KENTUCKY*      |       |     |     |     |     |       |    |   |    |   |   |    |
| March 6 | at Sam Houston*        |       |     |     |     |     |       |    |   |    |   |   |    |
| March 9 | at Middle Tennessee*   |       |     |     |     |     |       |    |   |    |   |   |    |



## CAREER STATS

| YEAR    | GP | GS | MIN | AVG. | FG | FGA | PCT. | 3FG | 3FGA | PCT. | FT | FTA | PCT. | Rebounds |     |       | AVG | PF | FO | A  | TO | BLK | STL | PTS | AVG |
|---------|----|----|-----|------|----|-----|------|-----|------|------|----|-----|------|----------|-----|-------|-----|----|----|----|----|-----|-----|-----|-----|
|         |    |    |     |      |    |     |      |     |      |      |    |     |      | OFF      | DEF | TOTAL |     |    |    |    |    |     |     |     |     |
| 2021-22 | 13 | 0  | 60  | 4.6  | 7  | 19  | .368 | 0   | 0    | 0    | 8  | 10  | .800 | 6        | 15  | 21    | 1.6 | 7  | 0  | 1  | 3  | 5   | 2   | 22  | 1.7 |
| 2022-23 | 31 | 10 | 398 | 12.8 | 47 | 104 | .452 | 0   | 2    | .000 | 22 | 32  | .688 | 15       | 66  | 81    | 2.6 | 39 | 0  | 7  | 20 | 46  | 9   | 116 | 3.7 |
| 2023-24 | 8  | 2  | 95  | 11.9 | 10 | 28  | .357 | 0   | 1    | .000 | 1  | 4   | .250 | 7        | 15  | 22    | 2.7 | 10 | 0  | 5  | 10 | 9   | 5   | 21  | 2.6 |
| Total   | 52 | 12 | 553 | 10.6 | 64 | 151 | .424 | 0   | 3    | .000 | 31 | 46  | .705 | 28       | 96  | 124   | 2.4 | 56 | 0  | 13 | 33 | 60  | 16  | 159 | 3.1 |



AYEN  
ANGOI

34

SOPHOMORE / FORWARD  
6-0 / DALLAS, TEXAS  
BISHOP LYNCH HS

SEASON HIGHS

- Points**  
5 vs. LSU-A (11/7)
- Field Goals**  
2 vs. LSU-A (11/7)
- Field Goal Attempts**  
3 vs. Louisiana Christian (11/9)
- 3-Point Field Goals**
- 3-Point Field Goal Attempts**  
1 at #11 Texas (11/19)
- Rebounds**  
4 (3x) last vs. Maine (11/25)
- Assists**  
1(2x) last at #11 Texas (11/19)
- Blocks**
- Steals**  
2 at Drake (11/24)
- Minutes**  
23 vs. Maine (11/25)

CAREER HIGHS

- Points**  
5 vs. LSU-A (11/7/23)
- Field Goals**  
2 (2x) last vs. LSU-A (11/7/23)
- Field Goal Attempts**  
3 vs. Louisiana Christian (11/9/23)
- 3-Point Field Goals**  
None
- 3-Point Field Goal Attempts**  
1 at #11 Texas (11/19/23)
- Rebounds**  
4 (3x) vs. Maine (11/25/23)
- Assists**  
1(2x) last at #11 Texas (11/19/23)
- Blocks**  
None
- Steals**  
2 at Drake (11/24/23)
- Minutes**  
23 vs. Maine (11/25/23)

GAME-BY-GAME STATS

| DATE    | OPPONENT               | GP-GS | MIN | FG  | 3FG | FT  | O-D-T | PF | A | TO | B | S | TP |
|---------|------------------------|-------|-----|-----|-----|-----|-------|----|---|----|---|---|----|
| Nov. 6  | LSU-ALEXANDRIA         | 1-0   | 12  | 2-2 | 0-0 | 1-3 | 2-2-4 | 0  | 1 | 2  | 0 | 0 | 5  |
| Nov. 9  | LOUISIANA CHRISTIAN    | 1-0   | 11  | 1-3 | 0-0 | 0-0 | 2-2-4 | 2  | 0 | 1  | 0 | 1 | 2  |
| Nov. 19 | at #11 Texas           | 1-0   | 15  | 1-2 | 0-1 | 0-0 | 0-2-2 | 1  | 1 | 4  | 0 | 0 | 2  |
| Nov. 24 | at Drake               | 1-0   | 11  | 1-1 | 0-0 | 0-0 | 1-2-3 | 1  | 0 | 2  | 0 | 2 | 2  |
| Nov. 25 | vs. Maine              | 1-0   | 23  | 1-1 | 0-0 | 0-0 | 2-2-4 | 1  | 0 | 1  | 0 | 0 | 2  |
| Nov. 26 | vs. Richmond           | 1-0   | 11  | 0-1 | 0-0 | 0-0 | 1-1-2 | 1  | 0 | 1  | 0 | 0 | 0  |
| Nov. 29 | ULM                    | 1-0   | 14  | 0-1 | 0-0 | 0-2 | 0-2-2 | 1  | 0 | 0  | 0 | 1 | 0  |
| Dec. 3  | at Vanderbilt          | 1-0   | 13  | 0-0 | 0-0 | 0-0 | 0-3-3 | 2  | 0 | 1  | 0 | 1 | 0  |
| Dec. 7  | at Arkansas            |       |     |     |     |     |       |    |   |    |   |   |    |
| Dec. 9  | at Arkansas State      |       |     |     |     |     |       |    |   |    |   |   |    |
| Dec. 14 | SMU                    |       |     |     |     |     |       |    |   |    |   |   |    |
| Dec. 16 | ALCORN STATE           |       |     |     |     |     |       |    |   |    |   |   |    |
| Dec. 18 | CAL BAPTIST            |       |     |     |     |     |       |    |   |    |   |   |    |
| Dec. 21 | at South Alabama       |       |     |     |     |     |       |    |   |    |   |   |    |
| Dec. 30 | at Abilene Christian   |       |     |     |     |     |       |    |   |    |   |   |    |
| Jan. 6  | SAM HOUSTON*           |       |     |     |     |     |       |    |   |    |   |   |    |
| Jan. 10 | MIDDLE TENNESSEE*      |       |     |     |     |     |       |    |   |    |   |   |    |
| Jan. 13 | at Liberty*            |       |     |     |     |     |       |    |   |    |   |   |    |
| Jan. 20 | JACKSONVILLE STATE*    |       |     |     |     |     |       |    |   |    |   |   |    |
| Jan. 25 | at UTEP*               |       |     |     |     |     |       |    |   |    |   |   |    |
| Jan. 27 | at New Mexico State*   |       |     |     |     |     |       |    |   |    |   |   |    |
| Feb. 1  | FIU*                   |       |     |     |     |     |       |    |   |    |   |   |    |
| Feb. 7  | at Western Kentucky*   |       |     |     |     |     |       |    |   |    |   |   |    |
| Feb. 10 | LIBERTY*               |       |     |     |     |     |       |    |   |    |   |   |    |
| Feb. 15 | at Jacksonville State* |       |     |     |     |     |       |    |   |    |   |   |    |
| Feb. 17 | at FIU*                |       |     |     |     |     |       |    |   |    |   |   |    |
| Feb. 22 | UTEP*                  |       |     |     |     |     |       |    |   |    |   |   |    |
| Feb. 24 | NEW MEXICO STATE*      |       |     |     |     |     |       |    |   |    |   |   |    |
| Feb. 28 | WESTERN KENTUCKY*      |       |     |     |     |     |       |    |   |    |   |   |    |
| March 6 | at Sam Houston*        |       |     |     |     |     |       |    |   |    |   |   |    |
| March 9 | at Middle Tennessee*   |       |     |     |     |     |       |    |   |    |   |   |    |



CAREER STATS

| YEAR    | GP | GS | MIN | AVG. | FG | FGA | PCT. | 3FG | 3FGA | PCT. | FT | FTA | PCT. | Rebounds |     |       | AVG | PF | FO | A | TO | BLK | STL | PTS | AVG |
|---------|----|----|-----|------|----|-----|------|-----|------|------|----|-----|------|----------|-----|-------|-----|----|----|---|----|-----|-----|-----|-----|
|         |    |    |     |      |    |     |      |     |      |      |    |     |      | OFF      | DEF | TOTAL |     |    |    |   |    |     |     |     |     |
| 2022-23 | 10 | 0  | 29  | 2.9  | 5  | 6   | .833 | 0   | 0    | .000 | 1  | 2   | .500 | 2        | 5   | 7     | 0.7 | 4  | 0  | 0 | 2  | 0   | 1   | 11  | 1.1 |
| 2023-24 | 8  | 0  | 110 | 13.8 | 6  | 11  | .545 | 0   | 1    | .000 | 1  | 5   | .200 | 8        | 16  | 24    | 3.0 | 9  | 0  | 2 | 12 | 0   | 5   | 13  | 1.6 |
| Total   | 18 | 0  | 139 | 7.7  | 11 | 17  | .647 | 0   | 1    | .000 | 2  | 7   | .286 | 10       | 21  | 31    | 1.7 | 13 | 0  | 2 | 14 | 0   | 6   | 24  | 1.3 |



# ANNA LARR ROBERSON 44

SENIOR / FORWARD  
6-3 / RUSTON, LOUISIANA  
CEDAR CREEK HS

## SEASON HIGHS

**Points**  
27 at Vanderbilt (12/3)  
**Field Goals**  
13 at Vanderbilt (12/3)  
**Field Goal Attempts**  
18 at Vanderbilt (12/3)  
**3-Point Field Goals**  
1 (3x) last at Vanderbilt (12/3)  
**3-Point Field Goal Attempts**  
2 (2x) last at Vanderbilt (12/3)  
**Rebounds**  
9 vs. Louisiana Christian (11/9)  
**Assists**  
2 vs. LSU-A (11/6)  
**Blocks**  
  
**Steals**  
2 vs. ULM (11/29)  
**Minutes**  
35 at Vanderbilt (12/3)

## CAREER HIGHS

**Points**  
44 vs. Rice (2/24/22)  
**Field Goals**  
20 vs. Rice (2/24/22)  
**Field Goal Attempts**  
28 vs. Rice (2/24/22)  
**3-Point Field Goals**  
1, (12x) last at Vanderbilt (12/3/23)  
**3-Point Field Goal Attempts**  
3 at Rice (2/26/21)  
**Rebounds**  
15 (3x) last vs. South Alabama (12/12/22)  
**Assists**  
3 (2x) last at Marshall (12/30/21)  
**Blocks**  
4 (2x) last vs. North Texas (2/5/21)  
**Steals**  
3 (3x) last vs. Middle Tennessee (3/11/22)  
**Minutes**  
44 vs. Rice (2/24/22)

## GAME-BY-GAME STATS

| DATE    | OPPONENT               | GP-GS | MIN | FG    | 3FG | FT  | O-D-T | PF | A | TO | B | S | TP |
|---------|------------------------|-------|-----|-------|-----|-----|-------|----|---|----|---|---|----|
| Nov. 6  | LSU-ALEXANDRIA         | 1-1   | 22  | 5-7   | 0-0 | 3-3 | 4-3-7 | 1  | 2 | 2  | 0 | 0 | 13 |
| Nov. 9  | LOUISIANA CHRISTIAN    | 1-1   | 19  | 7-10  | 0-0 | 1-2 | 5-4-9 | 0  | 0 | 0  | 0 | 1 | 15 |
| Nov. 19 | at #11 Texas           | 1-1   | 24  | 3-5   | 1-2 | 0-0 | 0-2-2 | 2  | 0 | 3  | 0 | 1 | 7  |
| Nov. 24 | at Drake               | 1-1   | 24  | 5-14  | 0-0 | 4-5 | 2-4-6 | 2  | 0 | 2  | 0 | 1 | 14 |
| Nov. 25 | vs. Maine              | 1-1   | 26  | 4-9   | 0-0 | 0-0 | 1-5-6 | 3  | 0 | 2  | 0 | 0 | 8  |
| Nov. 26 | vs. Richmond           | 1-1   | 19  | 1-4   | 1-1 | 1-2 | 0-1-1 | 3  | 1 | 1  | 0 | 0 | 4  |
| Nov. 29 | ULM                    | 1-1   | 33  | 5-10  | 0-1 | 2-3 | 0-8-8 | 2  | 0 | 1  | 0 | 2 | 12 |
| Dec. 3  | at Vanderbilt          | 1-1   | 35  | 13-18 | 1-2 | 0-1 | 3-3-6 | 0  | 0 | 0  | 0 | 1 | 27 |
| Dec. 7  | at Arkansas            |       |     |       |     |     |       |    |   |    |   |   |    |
| Dec. 9  | at Arkansas State      |       |     |       |     |     |       |    |   |    |   |   |    |
| Dec. 14 | SMU                    |       |     |       |     |     |       |    |   |    |   |   |    |
| Dec. 16 | ALCORN STATE           |       |     |       |     |     |       |    |   |    |   |   |    |
| Dec. 18 | CAL BAPTIST            |       |     |       |     |     |       |    |   |    |   |   |    |
| Dec. 21 | at South Alabama       |       |     |       |     |     |       |    |   |    |   |   |    |
| Dec. 30 | at Abilene Christian   |       |     |       |     |     |       |    |   |    |   |   |    |
| Jan. 6  | SAM HOUSTON*           |       |     |       |     |     |       |    |   |    |   |   |    |
| Jan. 10 | MIDDLE TENNESSEE*      |       |     |       |     |     |       |    |   |    |   |   |    |
| Jan. 13 | at Liberty*            |       |     |       |     |     |       |    |   |    |   |   |    |
| Jan. 20 | JACKSONVILLE STATE*    |       |     |       |     |     |       |    |   |    |   |   |    |
| Jan. 25 | at UTEP*               |       |     |       |     |     |       |    |   |    |   |   |    |
| Jan. 27 | at New Mexico State*   |       |     |       |     |     |       |    |   |    |   |   |    |
| Feb. 1  | FIU*                   |       |     |       |     |     |       |    |   |    |   |   |    |
| Feb. 7  | at Western Kentucky*   |       |     |       |     |     |       |    |   |    |   |   |    |
| Feb. 10 | LIBERTY*               |       |     |       |     |     |       |    |   |    |   |   |    |
| Feb. 15 | at Jacksonville State* |       |     |       |     |     |       |    |   |    |   |   |    |
| Feb. 17 | at FIU*                |       |     |       |     |     |       |    |   |    |   |   |    |
| Feb. 22 | UTEP*                  |       |     |       |     |     |       |    |   |    |   |   |    |
| Feb. 24 | NEW MEXICO STATE*      |       |     |       |     |     |       |    |   |    |   |   |    |
| Feb. 28 | WESTERN KENTUCKY*      |       |     |       |     |     |       |    |   |    |   |   |    |
| March 6 | at Sam Houston*        |       |     |       |     |     |       |    |   |    |   |   |    |
| March 9 | at Middle Tennessee*   |       |     |       |     |     |       |    |   |    |   |   |    |



## CAREER STATS

| YEAR    | GP  | GS | MIN  | AVG. | FG  | FGA  | PCT. | 3FG | 3FGA | PCT. | FT  | FTA | PCT. | Rebounds |     |       | AVG | PF  | FO | A  | TO  | BLK | STL | PTS  | AVG  |
|---------|-----|----|------|------|-----|------|------|-----|------|------|-----|-----|------|----------|-----|-------|-----|-----|----|----|-----|-----|-----|------|------|
|         |     |    |      |      |     |      |      |     |      |      |     |     |      | OFF      | DEF | TOTAL |     |     |    |    |     |     |     |      |      |
| 2019-20 | 30  | 15 | 607  | 20.2 | 81  | 157  | .516 | 1   | 4    | .250 | 38  | 56  | .679 | 69       | 95  | 164   | 5.5 | 50  | 0  | 12 | 30  | 15  | 15  | 201  | 6.7  |
| 2020-21 | 24  | 11 | 616  | 25.7 | 103 | 213  | .484 | 4   | 11   | .364 | 61  | 70  | .871 | 56       | 115 | 171   | 7.1 | 60  | 1  | 7  | 25  | 16  | 21  | 271  | 11.3 |
| 2021-22 | 32  | 32 | 999  | 31.2 | 192 | 369  | .520 | 3   | 14   | .214 | 98  | 117 | .838 | 67       | 206 | 273   | 8.5 | 83  | 1  | 24 | 49  | 28  | 28  | 485  | 15.2 |
| 2022-23 | 23  | 22 | 590  | 25.6 | 106 | 213  | .498 | 2   | 8    | .250 | 75  | 93  | .806 | 45       | 107 | 152   | 6.6 | 55  | 1  | 12 | 33  | 14  | 12  | 289  | 12.6 |
| 2023-24 | 8   | 8  | 203  | 25.4 | 43  | 77   | .558 | 3   | 6    | .500 | 11  | 16  | .688 | 15       | 30  | 45    | 5.6 | 13  | 0  | 3  | 11  | 0   | 6   | 100  | 12.5 |
| Total   | 117 | 88 | 3015 | 25.8 | 525 | 1029 | .510 | 13  | 43   | .302 | 283 | 352 | .804 | 252      | 553 | 805   | 6.9 | 261 | 3  | 58 | 148 | 73  | 82  | 1346 | 11.5 |



ANJA  
BUKVIC

45

SOPHOMORE / GUARD  
5-10 / BELGRADE, SERBIA  
V ECONOMIC SCHOOL

## SEASON HIGHS

### Points

4 vs. LSU-A (11/6)

### Field Goals

1 (2x) last vs. Richmond (11/26)

### Field Goal Attempts

4 vs. LSU-A (11/6)

### 3-Point Field Goals

1 (2x) last vs. Richmond (11/26)

### 3-Point Field Goal Attempts

4 vs. LSU-A (11/6)

### Rebounds

1 (2x) last at #11 Texas (11/19)

### Assists

1 vs. LSU-A (11/6)

### Blocks

### Steals

1 vs. LSU-A (11/6)

### Minutes

9 vs. LSU-A (11/6)

## CAREER HIGHS

### Points

5 vs. Central Baptist (11/7/22)

### Field Goals

2 vs. Central Baptist (11/7/22)

### Field Goal Attempts

4 vs. LSU-A (11/6/23)

### 3-Point Field Goals

1 (3x) (2x) last vs. Richmond (11/26/23)

### 3-Point Field Goal Attempts

4 vs. LSU-A (11/6/23)

### Rebounds

2 vs. Illinois State (11/26/22)

### Assists

1 (2x) last vs. George Washington (11/27/22)

### Blocks

None

### Steals

1 (2x) last vs. Richmond (11/26/23)

### Minutes

10 vs Illinois State (11/26/22)

## GAME-BY-GAME STATS

| DATE    | OPPONENT               | GP-GS | MIN | FG  | 3FG | FT  | O-D-T | PF | A | TO | B | S | TP |
|---------|------------------------|-------|-----|-----|-----|-----|-------|----|---|----|---|---|----|
| Nov. 6  | LSU-ALEXANDRIA         | 1-0   | 9   | 1-4 | 1-4 | 1-2 | 0-1-1 | 2  | 1 | 2  | 0 | 1 | 4  |
| Nov. 9  | LOUISIANA CHRISTIAN    | 1-0   | 8   | 0-0 | 0-0 | 0-0 | 0-0-0 | 3  | 0 | 0  | 0 | 0 | 0  |
| Nov. 19 | at #11 Texas           | 1-0   | 7   | 0-0 | 0-0 | 0-0 | 0-1-1 | 0  | 1 | 0  | 0 | 0 | 0  |
| Nov. 24 | at Drake               |       |     |     |     |     | DNP   |    |   |    |   |   |    |
| Nov. 25 | vs. Maine              |       |     |     |     |     | DNP   |    |   |    |   |   |    |
| Nov. 26 | vs. Richmond           | 1-0   | 5   | 1-1 | 1-1 | 0-0 | 0-0-0 | 0  | 2 | 1  | 0 | 0 | 3  |
| Nov. 29 | ULM                    |       |     |     |     |     | DNP   |    |   |    |   |   |    |
| Dec. 3  | at Vanderbilt          | 1-0   | 4   | 0-0 | 0-0 | 0-0 | 0-0-0 | 1  | 0 | 1  | 0 | 0 | 0  |
| Dec. 7  | at Arkansas            |       |     |     |     |     |       |    |   |    |   |   |    |
| Dec. 9  | at Arkansas State      |       |     |     |     |     |       |    |   |    |   |   |    |
| Dec. 14 | SMU                    |       |     |     |     |     |       |    |   |    |   |   |    |
| Dec. 16 | ALCORN STATE           |       |     |     |     |     |       |    |   |    |   |   |    |
| Dec. 18 | CAL BAPTIST            |       |     |     |     |     |       |    |   |    |   |   |    |
| Dec. 21 | at South Alabama       |       |     |     |     |     |       |    |   |    |   |   |    |
| Dec. 30 | at Abilene Christian   |       |     |     |     |     |       |    |   |    |   |   |    |
| Jan. 6  | SAM HOUSTON*           |       |     |     |     |     |       |    |   |    |   |   |    |
| Jan. 10 | MIDDLE TENNESSEE*      |       |     |     |     |     |       |    |   |    |   |   |    |
| Jan. 13 | at Liberty*            |       |     |     |     |     |       |    |   |    |   |   |    |
| Jan. 20 | JACKSONVILLE STATE*    |       |     |     |     |     |       |    |   |    |   |   |    |
| Jan. 25 | at UTEP*               |       |     |     |     |     |       |    |   |    |   |   |    |
| Jan. 27 | at New Mexico State*   |       |     |     |     |     |       |    |   |    |   |   |    |
| Feb. 1  | FIU*                   |       |     |     |     |     |       |    |   |    |   |   |    |
| Feb. 7  | at Western Kentucky*   |       |     |     |     |     |       |    |   |    |   |   |    |
| Feb. 10 | LIBERTY*               |       |     |     |     |     |       |    |   |    |   |   |    |
| Feb. 15 | at Jacksonville State* |       |     |     |     |     |       |    |   |    |   |   |    |
| Feb. 17 | at FIU*                |       |     |     |     |     |       |    |   |    |   |   |    |
| Feb. 22 | UTEP*                  |       |     |     |     |     |       |    |   |    |   |   |    |
| Feb. 24 | NEW MEXICO STATE*      |       |     |     |     |     |       |    |   |    |   |   |    |
| Feb. 28 | WESTERN KENTUCKY*      |       |     |     |     |     |       |    |   |    |   |   |    |
| March 6 | at Sam Houston*        |       |     |     |     |     |       |    |   |    |   |   |    |
| March 9 | at Middle Tennessee*   |       |     |     |     |     |       |    |   |    |   |   |    |



## CAREER STATS

|         | Rebounds |    |     |      |    |     |      |     |      |       |    |     |      |     |     |       |     |    |    |   |    |     |     |     |     |  |
|---------|----------|----|-----|------|----|-----|------|-----|------|-------|----|-----|------|-----|-----|-------|-----|----|----|---|----|-----|-----|-----|-----|--|
| YEAR    | GP       | GS | MIN | AVG. | FG | FGA | PCT. | 3FG | 3FGA | PCT.  | FT | FTA | PCT. | OFF | DEF | TOTAL | AVG | PF | FO | A | TO | BLK | STL | PTS | AVG |  |
| 2022-23 | 11       | 0  | 37  | 3.4  | 5  | 10  | .500 | 1   | 1    | 1.000 | 7  | 8   | .875 | 0   | 3   | 3     | 0.3 | 1  | 0  | 3 | 3  | 0   | 1   | 18  | 1.6 |  |
| 2023-24 | 5        | 0  | 34  | 6.8  | 2  | 5   | .400 | 2   | 5    | .400  | 1  | 2   | .500 | 0   | 2   | 2     | 0.4 | 6  | 0  | 4 | 4  | 0   | 1   | 7   | 1.4 |  |
| Total   | 16       | 0  | 71  | 4.4  | 7  | 15  | .467 | 3   | 6    | .500  | 8  | 10  | .800 | 0   | 5   | 5     | 0.3 | 7  | 0  | 7 | 7  | 0   | 2   | 25  | 1.6 |  |

# SEASON STATS



## 2023-24 Louisiana Tech Women's Basketball Combined Team Statistics All games

### Game Records

| Record         | Overall | Home | Away | Neutral |
|----------------|---------|------|------|---------|
| ALL GAMES      | 2-6     | 2-1  | 0-3  | 0-2     |
| CONFERENCE     | 0-0     | 0-0  | 0-0  | 0-0     |
| NON-CONFERENCE | 2-6     | 2-1  | 0-3  | 0-2     |

### Score by Periods

| Team           | 1st | 2nd | 3rd | 4th | OT | TOT |
|----------------|-----|-----|-----|-----|----|-----|
| Louisiana Tech | 134 | 115 | 123 | 144 | 0  | 516 |
| Opponents      | 139 | 110 | 139 | 148 | 0  | 536 |

### Team Box Score

| No.       | Player              |       |        |      | Total   |      | 3-Point  |      | F-Throw |       | Rebounds |     |     |      |     |    |     |     |     |     |     |      |     |  |
|-----------|---------------------|-------|--------|------|---------|------|----------|------|---------|-------|----------|-----|-----|------|-----|----|-----|-----|-----|-----|-----|------|-----|--|
|           |                     | GP-GS | MIN    | AVG  | FG-FGA  | FG%  | 3FG-3FGA | 3FG% | FT-FTA  | FT%   | OFF      | DEF | TOT | AVG  | PF  | DQ | A   | TO  | BLK | STL | PTS | AVG  |     |  |
| 44        | ROBERSON, Anna Larr | 8-8   | 203:30 | 25.4 | 43-77   | .558 | 3-6      | .500 | 11-16   | .688  | 15       | 30  | 45  | 5.6  | 13  | 0  | 3   | 11  | 0   | 6   | 100 | 12.5 |     |  |
| 10        | BATES, Salma        | 8-8   | 256:37 | 32.1 | 28-80   | .350 | 18-57    | .316 | 17-22   | .773  | 1        | 26  | 27  | 3.4  | 10  | 0  | 21  | 15  | 0   | 18  | 91  | 11.4 |     |  |
| 3         | LEE, Robyn          | 8-6   | 156:41 | 19.6 | 26-60   | .433 | 0-6      | .000 | 15-23   | .652  | 11       | 17  | 28  | 3.5  | 19  | 0  | 11  | 13  | 0   | 10  | 67  | 8.4  |     |  |
| 23        | NATIVI, Silvia      | 8-8   | 227:52 | 28.5 | 27-61   | .443 | 8-27     | .296 | 1-2     | .500  | 12       | 18  | 30  | 3.8  | 21  | 1  | 29  | 27  | 4   | 10  | 63  | 7.9  |     |  |
| 22        | MORRIS, Jianna      | 8-8   | 245:06 | 30.6 | 15-56   | .268 | 6-25     | .240 | 26-33   | .788  | 6        | 17  | 23  | 2.9  | 19  | 0  | 23  | 18  | 1   | 5   | 62  | 7.8  |     |  |
| 4         | GUILLORY, Paris     | 4-0   | 49:20  | 12.3 | 8-20    | .400 | 5-12     | .417 | 2-2     | 1.000 | 3        | 4   | 7   | 1.8  | 4   | 0  | 0   | 3   | 0   | 2   | 23  | 5.8  |     |  |
| 1         | SMITH, Autumn       | 7-0   | 92:26  | 13.2 | 11-28   | .393 | 5-15     | .333 | 3-4     | .750  | 4        | 6   | 10  | 1.4  | 12  | 0  | 8   | 5   | 0   | 11  | 30  | 4.3  |     |  |
| 0         | GOETZ, Evie         | 7-0   | 64:56  | 9.3  | 7-18    | .389 | 4-13     | .308 | 4-5     | .800  | 1        | 6   | 7   | 1.0  | 4   | 0  | 4   | 3   | 0   | 1   | 22  | 3.1  |     |  |
| 33        | WURM, Mackenzie     | 8-2   | 94:29  | 11.8 | 10-28   | .357 | 0-1      | .000 | 1-4     | .250  | 7        | 15  | 22  | 2.8  | 10  | 0  | 5   | 10  | 9   | 5   | 21  | 2.6  |     |  |
| 32        | THOMPSON, Kate      | 8-0   | 65:42  | 8.2  | 7-19    | .368 | 0-0      | .000 | 3-4     | .750  | 5        | 16  | 21  | 2.6  | 14  | 0  | 0   | 6   | 6   | 3   | 17  | 2.1  |     |  |
| 34        | ANGOI, Ayen         | 8-0   | 109:36 | 13.7 | 6-11    | .545 | 0-1      | .000 | 1-5     | .200  | 8        | 16  | 24  | 3.0  | 9   | 0  | 2   | 12  | 0   | 5   | 13  | 1.6  |     |  |
| 45        | BUKVIC, Anja        | 5-0   | 33:45  | 6.8  | 2-5     | .400 | 2-5      | .400 | 1-2     | .500  |          | 0   | 2   | 2    | 0.4 | 6  | 0   | 4   | 4   | 0   | 1   | 7    | 1.4 |  |
| Team      |                     |       |        |      |         |      |          |      |         |       | 16       | 17  | 33  |      |     |    |     | 10  |     |     |     |      |     |  |
| Total     |                     | 8     | 1600   |      | 190-463 | .410 | 51-168   | .304 | 85-122  | .697  | 89       | 190 | 279 | 34.9 | 141 | 1  | 110 | 137 | 20  | 77  | 516 | 64.5 |     |  |
| Opponents |                     | 8     | 1600   |      | 191-452 | .423 | 53-164   | .323 | 101-143 | .706  | 86       | 201 | 287 | 35.9 | 139 | 3  | 123 | 134 | 29  | 64  | 536 | 67.0 |     |  |

### Team Statistics

|                        | LATECH         | OPP            |
|------------------------|----------------|----------------|
| <b>Scoring</b>         | <b>516</b>     | <b>536</b>     |
| Points per game        | 64.5           | 67.0           |
| Scoring margin         | -2.5           | -              |
| <b>Field goals-att</b> | <b>190-463</b> | <b>191-452</b> |
| Field goal pct         | .410           | .423           |
| <b>3 point fg-att</b>  | <b>51-168</b>  | <b>53-164</b>  |
| 3-point FG pct         | .304           | .323           |
| 3-pt FG made per game  | 6.4            | 6.6            |
| <b>Free throws-att</b> | <b>85-122</b>  | <b>101-143</b> |
| Free throw pct         | .697           | .706           |
| F-Throws made per game | 10.6           | 12.6           |
| <b>Rebounds</b>        | <b>279</b>     | <b>287</b>     |
| Rebounds per game      | 34.9           | 35.9           |
| Rebounding margin      | -1.0           | -              |
| <b>Assists</b>         | <b>110</b>     | <b>123</b>     |
| Assists per game       | 13.8           | 15.4           |
| <b>Turnovers</b>       | <b>137</b>     | <b>134</b>     |
| Turnovers per game     | 17.1           | 16.8           |
| Turnover margin        | -0.4           | -              |
| Assist/turnover ratio  | 0.8            | 0.9            |
| <b>Steals</b>          | <b>77</b>      | <b>64</b>      |
| Steals per game        | 9.6            | 8.0            |
| <b>Blocks</b>          | <b>20</b>      | <b>29</b>      |
| Blocks per game        | 2.5            | 3.6            |
| <b>Winning streak</b>  | <b>0</b>       | <b>-</b>       |
| Home win streak        | 0              | -              |
| <b>Attendance</b>      | <b>6409</b>    | <b>9095</b>    |
| Home games-Avg/Game    | 3-2136         | 3-3032         |
| Neutral site-Avg/Game  | -              | 2-1043         |

### Team Results

| Date       | Opponent       |   | Score | Att. |
|------------|----------------|---|-------|------|
| 11/06/2023 | LSU-Alexandria | W | 93-37 | 1144 |
| 11/09/2023 | Louisiana Col. | W | 88-52 | 3521 |
| 11/19/2023 | at Texas       | L | 44-96 | 5532 |
| 11/24/2023 | at Drake       | L | 66-77 | 1734 |
| 11/25/2023 | vs Maine       | L | 54-60 | 1505 |
| 11/26/2023 | vs Richmond    | L | 56-83 | 580  |
| 11/29/2023 | ULM            | L | 52-60 | 1744 |
| 12/03/2023 | at Vanderbilt  | L | 63-71 | 1829 |

# GAME-BY-GAME BOX SCORES

| LOUISIANA TECH 93, LSU-ALEXANDRIA 37<br>GAME 1 • 11-6-23 • RUSTON, LA. |                |          |       |       |      |     |     |    |    |    |    |    | LOUISIANA TECH 88, LOUISIANA CHRISTIAN 52<br>GAME 2 • 11-9-23 • RUSTON, LA. |          |             |          |      |       |     |     |     |    |    |    |   | LOUISIANA TECH 44, #11 TEXAS 96<br>GAME 3 • 11-19-23 • AUSTIN, TEXAS |      |           |            |          |       |       |     |     |     |    |    |    |    |   |    |   |
|--|----------------|----------|-------|-------|------|-----|-----|----|----|----|----|----|---|----------|-------------|----------|------|-------|-----|-----|-----|----|----|----|---|--|------|-----------|------------|----------|-------|-------|-----|-----|-----|----|----|----|----|---|----|---|
| ##   | LSU-A          | GS       | MIN   | FG    | 3FG  | FT  | REB | PF | A  | TO | B  | S  | TP  | ##       | LCU         | GS       | MIN  | FG    | 3FG | FT  | REB | PF | A  | TO | B | S  | TP   | ##        | #11 Texas  | GS       | MIN   | FG    | 3FG | FT  | REB | PF | A  | TO | B  | S | TP |   |
| 14   | Ojoro          | *        | 31    | 2-8   | 1-2  | 2-2 | 4   | 0  | 2  | 6  | 0  | 1  | 7   | 3        | Washington* | 17       | 0-4  | 0-0   | 2-2 | 1   | 3   | 1  | 3  | 0  | 1 | 2  | 14   | Muhammad* | 20         | 4-5      | 0-0   | 4-6   | 2   | 4   | 2   | 0  | 0  | 1  | 12 |   |    |   |
| 25   | Jones          | *        | 28    | 2-10  | 2-8  | 1-2 | 2   | 4  | 0  | 3  | 0  | 1  | 7   | 4        | Scott       | *        | 29   | 6-12  | 4-7 | 2-2 | 3   | 1  | 0  | 3  | 0 | 0  | 18   | 35        | Booker     | *        | 18    | 3-5   | 1-1 | 2-2 | 4   | 2  | 4  | 3  | 1  | 1 | 9  |   |
| 34   | Peracchi       | *        | 24    | 3-5   | 0-1  | 0-2 | 4   | 4  | 0  | 2  | 0  | 2  | 6   | 11       | Goff        | *        | 19   | 0-4   | 0-1 | 0-0 | 7   | 4  | 0  | 1  | 0 | 1  | 0    | 44        | Jones      | *        | 22    | 12-16 | 0-0 | 1-2 | 8   | 3  | 1  | 2  | 5  | 1 | 25 |   |
| 23   | Gray           | *        | 31    | 2-9   | 1-1  | 0-2 | 5   | 4  | 2  | 2  | 0  | 1  | 5   | 12       | Griffin     | *        | 25   | 2-9   | 0-1 | 1-4 | 2   | 3  | 0  | 3  | 0 | 0  | 5    | 2         | Gonzales   | *        | 20    | 4-6   | 2-3 | 2-2 | 2   | 1  | 1  | 1  | 1  | 3 | 12 |   |
| 11   | Martin-Hatwick | *        | 31    | 1-8   | 0-3  | 0-0 | 2   | 1  | 3  | 3  | 0  | 1  | 2   | 40       | Tanks       | *        | 21   | 3-8   | 0-0 | 8-8 | 7   | 3  | 0  | 3  | 0 | 1  | 14   | 3         | Harmon     | *        | 30    | 4-9   | 0-1 | 0-0 | 7   | 1  | 11 | 1  | 0  | 5 | 8  |   |
| 24   | Smith, Bl.     |          | 14    | 2-2   | 0-0  | 3-5 | 3   | 5  | 0  | 2  | 0  | 1  | 7   | 0        | Dartest     |          | 16   | 1-1   | 1-1 | 0-0 | 0   | 0  | 1  | 1  | 0 | 0  | 3    | 10        | Holle      |          | 22    | 1-6   | 0-2 | 0-0 | 1   | 0  | 3  | 0  | 0  | 0 | 2  |   |
| 13   | Smith, Be.     |          | 15    | 0-2   | 0-0  | 2-5 | 2   | 0  | 0  | 3  | 0  | 1  | 2   | 5        | Antilley    |          | 20   | 1-7   | 1-6 | 0-0 | 1   | 1  | 0  | 3  | 0 | 0  | 3    | 20        | Faye       |          | 15    | 1-5   | 0-0 | 3-3 | 4   | 1  | 0  | 2  | 0  | 0 | 5  |   |
| 21   | Cartinez       |          | 6     | 0-1   | 0-0  | 1-2 | 0   | 0  | 0  | 2  | 0  | 0  | 1   | 24       | Andrews     |          | 15   | 1-1   | 0-0 | 1-2 | 1   | 2  | 0  | 0  | 0 | 0  | 3    | 32        | Mwenentada |          | 24    | 6-9   | 0-0 | 3-3 | 6   | 4  | 2  | 3  | 0  | 2 | 15 |   |
| 2  | Adams          |          | 8     | 0-1   | 0-0  | 0-0 | 0   | 1  | 0  | 1  | 0  | 0  | 0   | 20       | Howard      |          | 25   | 0-3   | 0-1 | 3-6 | 5   | 1  | 4  | 2  | 0 | 0  | 3    | 21        | Maul       |          | 16    | 0-4   | 0-2 | 0-0 | 1   | 1  | 1  | 0  | 0  | 0 | 0  |   |
| 3  | Rountree       |          | 6     | 0-0   | 0-0  | 0-2 | 3   | 1  | 0  | 2  | 0  | 0  | 0   | 21       | Singleton   |          | 4    | 0-0   | 0-0 | 1-2 | 0   | 0  | 0  | 0  | 0 | 0  | 1    | 13        | Codio      |          | 8     | 3-3   | 2-2 | 0-0 | 2   | 0  | 0  | 1  | 0  | 0 | 8  |   |
| 5  | Raymond        |          | 3     | 0-0   | 0-0  | 0-0 | 0   | 0  | 0  | 0  | 0  | 0  | 0   | Team     |             | 20014-49 | 6-17 | 18-26 |     | 32  | 18  | 9  | 18 | 3  | 0 | 52   | 8    | Herron    |            | 5        | 0-0   | 0-0   | 0-0 | 0   | 0   | 0  | 0  | 0  | 0  | 0 |    |   |
| 32   | Montgomery     |          | 3     | 0-0   | 0-0  | 0-0 | 5   | 0  | 0  | 0  | 0  | 0  | 0   | Team     |             | 20012-48 | 4-15 | 9-22  |     | 31  | 21  | 7  | 27 | 0  | 8 | 37   | Team |           | 20038-68   | 5-11     | 15-18 |       | 43  | 17  | 25  | 13 | 7  | 13 | 96 |   |    |   |
| FG 's (1st Half: 5-24 20.8%; 2nd Half: 7-24 29.2%)                     |                |          |       |       |      |     |     |    |    |    |    |    | FG 's (1st Half: 5-26 19.2%; 2nd Half: 9-23 39.1%)                          |          |             |          |      |       |     |     |     |    |    |    |   | FG 's (1st Half: 21-35 60%; 2nd Half: 17-33 51.5%)                   |      |           |            |          |       |       |     |     |     |    |    |    |    |   |    |   |
| 3FG's (1st Half: 1-6 16.7%; 2nd Half: 3-9 33.3%)                       |                |          |       |       |      |     |     |    |    |    |    |    | 3FG's (1st Half: 1-6 16.7%; 2nd Half: 5-11 45.5%)                           |          |             |          |      |       |     |     |     |    |    |    |   | 3FG's (1st Half: 3-6 50%; 2nd Half: 2-5 40%)                         |      |           |            |          |       |       |     |     |     |    |    |    |    |   |    |   |
| FT's (1st Half: 6-7 85.7%; 2nd Half: 3-15 20.0%)                       |                |          |       |       |      |     |     |    |    |    |    |    | FT's (1st Half: 4-6 66.7%; 2nd Half: 14-20 70.0%)                           |          |             |          |      |       |     |     |     |    |    |    |   | FT's (1st Half: 9-11 81.8%; 2nd Half: 5-7 85.7%)                     |      |           |            |          |       |       |     |     |     |    |    |    |    |   |    |   |
| ##   | LA Tech        | GS       | MIN   | FG    | 3FG  | FT  | REB | PF | A  | TO | B  | S  | TP  | ##       | LA Tech     | GS       | MIN  | FG    | 3FG | FT  | REB | PF | A  | TO | B | S  | TP   | ##        | LA Tech    | GS       | MIN   | FG    | 3FG | FT  | REB | PF | A  | TO | B  | S | TP |   |
| 3  | Lee            | *        | 25    | 9-12  | 0-2  | 3-6 | 6   | 3  | 2  | 1  | 0  | 3  | 24  | 44       | Roberson    | *        | 19   | 4-10  | 0-0 | 1-2 | 9   | 0  | 0  | 0  | 0 | 1  | 15   | 44        | Roberson   | *        | 24    | 3-5   | 1-2 | 0-0 | 2   | 2  | 0  | 3  | 0  | 1 | 7  |   |
| 10   | Bates          | *        | 32    | 6-12  | 6-12 | 0-0 | 5   | 0  | 3  | 1  | 0  | 5  | 18  | 3        | Lee         | *        | 18   | 2-7   | 0-1 | 3-4 | 6   | 0  | 1  | 1  | 0 | 1  | 7    | 44        | Roberson   | *        | 24    | 3-5   | 1-2 | 0-0 | 2   | 2  | 0  | 3  | 0  | 1 | 7  |   |
| 44   | Roberson       | *        | 22    | 5-7   | 0-0  | 3-3 | 7   | 1  | 2  | 2  | 0  | 0  | 13  | 22       | Morris      | *        | 26   | 4-7   | 3-6 | 0-0 | 2   | 1  | 4  | 2  | 0 | 3  | 11   | 3         | Lee        | *        | 15    | 1-6   | 0-1 | 1-2 | 1   | 4  | 1  | 2  | 0  | 3 | 3  |   |
| 22   | Morris         | *        | 31    | 1-5   | 0-3  | 4-5 | 5   | 2  | 6  | 1  | 0  | 1  | 6   | 22       | Morris      | *        | 26   | 2-8   | 2-6 | 3-6 | 3   | 4  | 4  | 3  | 1 | 0  | 9    | 10        | Bates      | *        | 29    | 4-10  | 3-6 | 2-2 | 1   | 2  | 2  | 3  | 0  | 2 | 13 |   |
| 23   | Nativi         | *        | 23    | 3-7   | 0-3  | 0-0 | 4   | 2  | 2  | 2  | 0  | 3  | 6   | 23       | Nativi      | *        | 22   | 2-7   | 0-3 | 1-2 | 5   | 1  | 8  | 1  | 1 | 2  | 5    | 22        | Morris     | *        | 30    | 1-4   | 0-0 | 0-0 | 2   | 2  | 2  | 4  | 0  | 0 | 2  |   |
| 1  | Smith          |          | 19    | 4-7   | 2-5  | 3-4 | 1   | 2  | 3  | 2  | 0  | 3  | 13  | 1        | Smith       |          | 23   | 4-9   | 2-4 | 0-0 | 5   | 3  | 3  | 3  | 0 | 3  | 10   | 23        | Nativi     | *        | 23    | 1-3   | 1-1 | 0-0 | 2   | 4  | 1  | 2  | 1  | 1 | 3  |   |
| 34   | Angoi          |          | 12    | 2-2   | 0-0  | 1-3 | 4   | 0  | 1  | 2  | 0  | 0  | 5   | 33       | Wurm        |          | 13   | 2-5   | 0-1 | 0-1 | 4   | 2  | 0  | 1  | 1 | 1  | 4    | 1         | Smith      |          | 15    | 1-2   | 0-0 | 0-0 | 0   | 0  | 0  | 0  | 0  | 0 | 2  |   |
| 0  | Goetz          |          | 9     | 2-4   | 1-3  | 0-0 | 2   | 1  | 0  | 0  | 0  | 1  | 5   | 45       | Bukvic      |          | 9    | 0-0   | 0-0 | 0-0 | 0   | 3  | 0  | 0  | 0 | 0  | 0    | 0         | 4          | Guillory |       | 17    | 2-8 | 1-3 | 2-2 | 3  | 2  | 0  | 2  | 0 | 0  | 7 |
| 45   | Bukvic         |          | 9     | 1-4   | 1-4  | 1-2 | 1   | 2  | 1  | 2  | 0  | 1  | 4   | 34       | Angoi       |          | 10   | 1-3   | 0-0 | 0-0 | 4   | 2  | 0  | 1  | 0 | 1  | 2    | 33        | Wurm       |          | 11    | 1-4   | 0-0 | 1-1 | 1   | 0  | 2  | 1  | 2  | 0 | 3  |   |
| 32   | Thompson       |          | 6     | 1-1   | 0-0  | 0-0 | 3   | 2  | 0  | 0  | 0  | 0  | 2   | 0        | Goetz       |          | 13   | 2-3   | 1-1 | 0-0 | 4   | 1  | 1  | 0  | 0 | 0  | 5    | 0         | Goetz      |          | 9     | 0-2   | 0-1 | 0-0 | 0   | 1  | 0  | 2  | 0  | 0 | 0  |   |
| 33   | Wurm           |          | 12    | 0-3   | 0-0  | 0-0 | 4   | 3  | 1  | 0  | 1  | 0  | 0   | 4        | Guillory    |          | 12   | 6-9   | 4-7 | 0-0 | 2   | 2  | 0  | 0  | 0 | 0  | 16   | 34        | Angoi      |          | 15    | 1-2   | 0-1 | 0-0 | 2   | 1  | 1  | 4  | 0  | 0 | 2  |   |
| Team   |                | 20034-64 | 10-32 | 15-23 |      | 43  | 18  | 21 | 13 | 1  | 17 | 93 | 32  | Thompson |             | 8        | 1-3  | 0-0   | 2-2 | 1   | 4   | 0  | 1  | 0  | 0 | 4  | 32   | Thompson  |            | 5        | 1-2   | 0-0   | 0-0 | 1   | 2   | 0  | 1  | 0  | 0  | 2 |    |   |
| FG 's (1st Half: 19-33 57.6%; 2nd Half: 15-31 48.4%)                   |                |          |       |       |      |     |     |    |    |    |    |    | FG 's (1st Half: 17-35 48.6%; 2nd Half: 16-36 44.4%)                        |          |             |          |      |       |     |     |     |    |    |    |   | FG 's (1st Half: 7-21 33.3%; 2nd Half: 9-27 33.3%)                   |      |           |            |          |       |       |     |     |     |    |    |    |    |   |    |   |
| 3FG's (1st Half: 7-19 36.8%; 2nd Half: 3-13 23.1%)                     |                |          |       |       |      |     |     |    |    |    |    |    | 3FG's (1st Half: 8-17 47.1%; 2nd Half: 4-12 25.0%)                          |          |             |          |      |       |     |     |     |    |    |    |   | 3FG's (1st Half: 3-7 42.9%; 2nd Half: 3-8 37.5%)                     |      |           |            |          |       |       |     |     |     |    |    |    |    |   |    |   |
| FT's (1st Half: 9-14 64.3%; 2nd Half: 6-9 66.7%)                       |                |          |       |       |      |     |     |    |    |    |    |    | FT's (1st Half: 6-10 60.0%; 2nd Half: 4-7 57.1%)                            |          |             |          |      |       |     |     |     |    |    |    |   | FT's (1st Half: 2-2 100.0%; 2nd Half: 4-5 80%)                       |      |           |            |          |       |       |     |     |     |    |    |    |    |   |    |   |
| Score by Quarter   |                |          |       |       |      |     |     |    |    |    |    |    | Score by Quarter  |          |             |          |      |       |     |     |     |    |    |    |   | Score by Quarter   |      |           |            |          |       |       |     |     |     |    |    |    |    |   |    |   |
| 1st 2nd 3rd 4th Total  |                |          |       |       |      |     |     |    |    |    |    |    | 1st 2nd 3rd 4th Total   |          |             |          |      |       |     |     |     |    |    |    |   | 1st 2nd 3rd 4th Total  |      |           |            |          |       |       |     |     |     |    |    |    |    |   |    |   |
| LSU-Alexandria 9 8 8 12 37   |                |          |       |       |      |     |     |    |    |    |    |    | LSU-Alexandria 9 6 17 20 52   |          |             |          |      |       |     |     |     |    |    |    |   | Louisiana Tech 10 9 15 10 44   |      |           |            |          |       |       |     |     |     |    |    |    |    |   |    |   |
| Louisiana Tech 28 26 14 25 93  |                |          |       |       |      |     |     |    |    |    |    |    | Louisiana Tech 21 27 20 20 88   |          |             |          |      |       |     |     |     |    |    |    |   | #11 Texas 30 24 19 23 96   |      |           |            |          |       |       |     |     |     |    |    |    |    |   |    |   |

| LOUISIANA TECH 66, DRAKE 77<br>GAME 4 • 11-24-23 • DES MONIES, IOWA |            |          |      |       |     |       |     |    |    |    |   |    | LOUISIANA TECH 54, MAINE 60<br>GAME 5 • 11-25-23 • DES MONIES, IOWA |    |             |      |      |      |      |     |     |    |   |    |    | LOUISIANA TECH 56, RICHMOND 83<br>GAME 6 • 11-26-23 • DES MONIES, IOWA |    |          |            |      |     |      |     |     |     |    |   |    |   |    |    |
|---|------------|----------|------|-------|-----|-------|-----|----|----|----|---|----|---|----|-------------|------|------|------|------|-----|-----|----|---|----|----|--|----|----------|------------|------|-----|------|-----|-----|-----|----|---|----|---|----|----|
| ##  | Drake      | GS       | MIN  | FG    | 3FG | FT    | REB | PF | A  | TO | B | S  | TP  | ## | Maine       | GS   | MIN  | FG   | 3FG  | FT  | REB | PF | A | TO | B  | S  | TP | ##       | Richmond   | GS   | MIN | FG   | 3FG | FT  | REB | PF | A | TO | B | S  | TP |
| 14  | Miller     | *        | 31   | 6-12  | 0-3 | 0-0   | 7   | 5  | 0  | 2  | 0 | 4  | 12  | 13 | Bornemann*  | 37   | 4-10 | 2-8  | 3-3  | 7   | 1   | 1  | 2 | 0  | 1  | 13   | 20 | Budnik   | *          | 20   | 4-7 | 4-6  | 0-0 | 4   | 2   | 6  | 1 | 0  | 0 | 12 |    |
| 32  | Becker     | *        | 20   | 1-3   | 0-0 | 1-2   | 8   | 2  | 0  | 2  | 2 | 0  | 3   | 33 | Smith       | *    | 26   | 4-8  | 0-0  | 3-4 | 13  | 4  | 2 | 0  | 0  | 0  | 11 | 44       | Doogan     | *    | 22  | 8-13 | 4-6 | 1-1 | 6   | 0  | 1 | 0  | 0 | 0  | 21 |
| 43  | Berg       | *        | 29   | 7-11  | 1-3 | 6-6   | 4   | 3  | 1  | 2  | 0 | 1  | 21  | 1  | Rockwood    | *    | 38   | 6-12 | 6-12 | 0-0 | 2   | 3  | 1 | 0  | 1  | 0  | 18 | 1        | Townsend   | *    | 15  | 1-2  | 0-1 | 2-2 | 2   | 0  | 4 | 0  | 0 | 0  | 4  |
| 3   | McAulay    | *        | 25   | 3-7   | 0-3 | 0-2   | 1   | 2  | 5  | 5  | 1 | 0  | 6   | 3  | Simon       | *    | 39   | 4-12 | 0-4  | 1-2 | 2   | 1  | 8 | 3  | 0  | 4  | 9  | 25       | Hill       | *    | 19  | 1-2  | 0-0 | 0-0 | 3   | 0  | 1 | 3  | 2 | 1  | 2  |
| 10  | Dinnebieer | *        | 30   | 8-13  | 1-3 | 10-10 | 4   | 1  | 4  | 3  | 0 | 4  | 27  | 12 | Talon       | *    | 11   | 2-5  | 1-2  | 0-0 | 1   | 1  | 0 | 2  | 1  | 0  | 5  | 32       | Ryan       | *    | 21  | 3-4  | 1-1 | 2-2 | 1   | 1  | 2 | 1  | 0 | 1  | 9  |
| 4   | Fornshell  |          | 17   | 2-3   | 1-1 | 0-0   | 1   | 2  | 2  | 1  | 0 | 0  | 5   | 0  | Hodgson     |      | 19   | 2-4  | 0-2  | 0-0 | 2   | 2  | 0 | 0  | 0  | 0  | 4  | 0        | VanArsdale |      | 19  | 3-4  | 2-3 | 1-2 | 1   | 0  | 3 | 1  | 0 | 0  | 9  |
| 24  | Brown      |          | 19   | 0-5   | 0-5 | 0-0   | 1   | 1  | 1  | 3  | 0 | 0  | 5   | 15 | Gallego     |      | 11   | 0-2  | 0-0  | 2   | 2   | 1  | 0 | 0  | 0  | 4  | 24 | Parker   |            | 12   | 0-1 | 0-1  | 0-0 | 3   | 4   | 2  | 4 | 4  | 0 | 0  |    |
| 21  | Hawthrone  |          | 14   | 0-0   | 0-0 | 0-0   | 2   | 4  | 1  | 0  | 0 | 0  | 0   | 4  | Christopher |      | 13   | 0-1  | 0-1  | 0-0 | 2   | 0  | 0 | 0  | 0  | 0  | 0  | 22       | Ullstrom   |      | 25  | 6-9  | 3-6 | 0-0 | 4   | 0  | 1 | 0  | 0 | 1  | 15 |
| 12  | Ilams      |          | 15   | 1-1   | 1-1 | 0-0   | 2   | 0  | 0  | 0  | 0 | 0  | 3   | 25 | Dotsey      |      | 6    | 0-1  | 0-0  | 0-0 | 1   | 1  | 0 | 0  | 0  | 0  | 0  | 11       | Rogers     |      | 7   | 0-2  | 0-2 | 0-0 | 0   | 2  | 0 | 1  | 0 | 0  | 0  |
| Team  |            | 20028-55 | 4-19 | 17-20 |     | 34    | 18  | 17 | 19 | 7  | 6 | 77 | Team  |    | 20022-55    | 9-30 | 7-9  |      | 35   | 14  | 15  | 11 | 1 | 6  | 60 | Team   |    | 20029-56 | 16-30      | 9-11 |     | 37   | 10  | 22  | 13  | 6  | 5 | 83 |   |    |    |
| FG 's (1st Half: 13-31 41.9%; 2nd Half: 15-24 62.5%)                |            |          |      |       |     |       |     |    |    |    |   |    | FG 's (1st Half: 11-27 40.7%; 2nd Half: 11-28 39.3%)                |    |             |      |      |      |      |     |     |    |   |    |    | FG 's (1st Half: 16-29 55.2%; 2nd Half: 13-27 48.1%)                   |    |          |            |      |     |      |     |     |     |    |   |    |   |    |    |
| 3FG's (1st Half: 3-13 23%; 2nd Half: 1-6 16.7%)                     |            |          |      |       |     |       |     |    |    |    |   |    | 3FG's (1st Half: 4-13 30.8%; 2nd Half: 5-17 29.4%)                  |    |             |      |      |      |      |     |     |    |   |    |    | 3FG's (1st Half: 9-16 56.3%; 2nd Half: 7-14 50%)                       |    |          |            |      |     |      |     |     |     |    |   |    |   |    |    |
| FT's (1st Half: 4-6 66.7%; 2nd Half: 13-14 92.8%)                   |            |          |      |       |     |       |     |    |    |    |   |    | FT's (1st Half: 4-4 100%; 2nd Half: 3-5 60.0%)                      |    |             |      |      |      |      |     |     |    |   |    |    | FT's (1st Half: 4-5 80%; 2nd Half: 5-6 83.3%)                          |    |          |            |      |     |      |     |     |     |    |   |    |   |    |    |
| ##  | LA Tech    | GS       | MIN  | FG</  |     |       |     |    |    |    |   |    |   |    |             |      |      |      |      |     |     |    |   |    |    |  |    |          |            |      |     |      |     |     |     |    |   |    |   |    |    |

## GAME-BY-GAME BOX SCORES

| LOUISIANA TECH, ULM<br>GAME 7 • 11-29-23 • RUSTON, LA.   |  |  |  |  |  |  |  |  |  |  |  |  | LOUISIANA TECH 63, VANDERBILT 71<br>GAME 8 • 12-3-23 • NASHVILLE, TENN.  |  |  |  |  |  |  |  |  |  |  |  |  | LOUISIANA TECH, ARKANSAS<br>GAME 9 • 12-7-23 • FAYETTEVILLE, ARK. |  |  |  |  |  |  |  |  |  |  |  |  |
|--|--|--|--|--|--|--|--|--|--|--|--|--|--|--|--|--|--|--|--|--|--|--|--|--|--|---|--|--|--|--|--|--|--|--|--|--|--|--|
| <div>## ULM GS MIN FG 3FG FT REB PF A TO B S TP</div> <div>37 Harris * 27 6-13 2-4 0-0 9 4 1 1 3 0 14</div> <div>2 Bradford * 39 6-17 1-7 13-17 9 2 3 4 0 3 26</div> <div>3 Johnson * 19 2-7 0-2 0-0 2 4 1 2 0 1 4</div> <div>8 Wells * 29 1-7 1-4 2-2 6 5 1 3 1 1 5</div> <div>22 Gross * 34 0-2 0-2 0-0 2 0 0 1 0 1 0</div> <div>11 Miles 15 0-2 0-0 0-0 3 3 0 0 0 0 0</div> <div>21 Manuel 26 4-7 0-0 3-4 5 2 0 2 2 2 11</div> <div>00 Knight 4 0-1 0-1 0-0 1 0 0 1 0 0 0</div> <div>4 Haymer 6 0-0 0-0 0-0 0 2 0 1 0 0 0</div> <div>Team 20019-56 4-2018-23 41 25 6 15 6 8 60</div>  |  |  |  |  |  |  |  |  |  |  |  |  | <div>## Vanderbilt GS MIN FG 3FG FT REB PF A TO B S TP</div> <div>35 Washington* 35 15-20 0-0 3-8 6 2 1 4 2 8 33</div> <div>3 Cambridge * 40 2-12 0-4 3-4 10 1 5 1 0 3 7</div> <div>11 Olivaer * 26 2-3 0-0 0-0 4 4 6 2 0 2 4</div> <div>13 Pissott * 18 2-3 1-2 0-0 2 2 3 1 0 0 5</div> <div>23 Moore * 17 0-4 0-3 0-0 1 2 2 2 0 0 0</div> <div>24 Makurat 22 2-6 1-5 0-0 4 0 1 1 0 0 5</div> <div>4 Greene 28 6-13 3-7 2-2 1 3 2 1 0 1 17</div> <div>12 Pierre 9 0-3 0-0 0-0 3 1 1 1 0 0 0</div> <div>5 Allen 7 0-1 0-1 0-0 0 1 1 1 0 1 0</div> <div>Team 20029-65 5-22 8-14 34 16 22 15 2 15 71</div>                                   |  |  |  |  |  |  |  |  |  |  |  |  |   |  |  |  |  |  |  |  |  |  |  |  |  |
| <div>FG 's (1st Half: 8-27 29.6%; 2nd Half: 11-29 37.9%)</div> <div>3FG's (1st Half: 3-12 25%; 2nd Half: 1-8 12.5%)</div> <div>FT's (1st Half: 6-6 100%; 2nd Half: 12-17 70.6%)</div>  |  |  |  |  |  |  |  |  |  |  |  |  | <div>FG 's (1st Half: 13-32 40.6%; 2nd Half: 16-33 48.5%)</div> <div>3FG's (1st Half: 1-10 10%; 2nd Half: 4-12 33.3%)</div> <div>FT's (1st Half: 3-4 75%; 2nd Half: 5-10 50%)</div>  |  |  |  |  |  |  |  |  |  |  |  |  |   |  |  |  |  |  |  |  |  |  |  |  |  |
| <div>## LA Tech GS MIN FG 3FG FT REB PF A TO B S TP</div> <div>33 Wurm * 16 0-2 0-1 0-2 2 1 1 1 3 0 0</div> <div>44 Roberson * 33 5-10 0-1 2-3 8 2 0 1 0 2 12</div> <div>10 Bates * 37 3-6 1-3 2-2 4 3 0 3 0 1 9</div> <div>22 Morris * 36 1-10 0-5 9-10 2 4 3 2 0 2 11</div> <div>23 Nativi * 30 5-11 0-2 0-0 3 4 2 5 1 0 10</div> <div>3 Lee 18 2-7 0-1 3-3 3 2 0 4 0 1 7</div> <div>1 Smith 3 0-2 0-1 0-0 0 3 0 0 0 0 0</div> <div>34 Angoi 14 0-1 0-0 0-2 2 1 0 0 0 1 0</div> <div>0 Goetz 6 1-1 1-1 0-0 0 0 0 0 0 0 3</div> <div>32 Thompson 7 0-2 0-0 0-0 5 2 0 2 1 0 0</div> <div>Team 20017-52 2-1516-22 36 22 6 18 5 7 52</div> |  |  |  |  |  |  |  |  |  |  |  |  | <div>## LA Tech GS MIN FG 3FG FT REB PF A TO B S TP</div> <div>33 Wurm * 6 1-3 0-0 0-0 0 2 0 4 1 0 2</div> <div>44 Roberson * 35 13-18 1-2 0-1 6 0 0 0 0 1 27</div> <div>10 Bates * 38 4-10 2-6 3-3 2 1 3 3 0 4 13</div> <div>22 Morris * 30 1-5 0-3 5-6 2 0 1 2 0 0 7</div> <div>23 Nativi * 33 2-6 1-5 0-0 2 2 7 9 1 0 5</div> <div>3 Lee 15 3-5 0-0 2-2 2 2 2 0 0 1 8</div> <div>45 Bukvic 4 0-0 0-0 0-0 0 1 0 1 0 0 0</div> <div>34 Angoi 13 0-0 0-0 0-0 3 2 0 1 0 1 0</div> <div>0 Goetz 6 0-0 0-0 0-0 0 0 1 0 0 0 0</div> <div>32 Thompson 21 0-2 0-0 1-2 8 3 0 1 2 3 1</div> <div>Team 20024-49 4-1611-14 31 13 14 24 4 10 63</div> |  |  |  |  |  |  |  |  |  |  |  |  |   |  |  |  |  |  |  |  |  |  |  |  |  |
| <div>FG 's (1st Half: 7-23 30.4%; 2nd Half: 10-29 34.5%)</div> <div>3FG's (1st Half: 0-6 0%; 2nd Half: 2-9 22.2%)</div> <div>FT's (1st Half: 5-6 83.3%; 2nd Half: 11-16 68.8%)</div>   |  |  |  |  |  |  |  |  |  |  |  |  | <div>FG 's (1st Half: 9-23 39.1%; 2nd Half: 15-26 57.7%)</div> <div>3FG's (1st Half: 3-10 30%; 2nd Half: 1-6 16.7%)</div> <div>FT's (1st Half: 5-8 62.5%; 2nd Half: 6-6 100%)</div>  |  |  |  |  |  |  |  |  |  |  |  |  |   |  |  |  |  |  |  |  |  |  |  |  |  |
| <div>Score by Quarter 1st 2nd 3rd 4th Total</div> <div>ULM 8 17 13 22 60</div> <div>Louisiana Tech 9 10 15 18 52</div>   |  |  |  |  |  |  |  |  |  |  |  |  | <div>Score by Quarter 1st 2nd 3rd 4th Total</div> <div>Vanderbilt 19 11 24 17 71</div> <div>Louisiana Tech 16 10 15 22 63</div>  |  |  |  |  |  |  |  |  |  |  |  |  |   |  |  |  |  |  |  |  |  |  |  |  |  |
| LOUISIANA TECH, ARKANSAS STATE<br>GAME 10 • 12-9-23 • JONESBORO, ARK.  |  |  |  |  |  |  |  |  |  |  |  |  | LOUISIANA TECH, SMU<br>GAME 11 • 12-14-23 • RUSTON, LA.  |  |  |  |  |  |  |  |  |  |  |  |  | LOUISIANA TECH, ALCORN<br>GAME 12 • 12-16-23 • RUSTON, LA.        |  |  |  |  |  |  |  |  |  |  |  |  |

## TV/RADIO ROSTER



**0**

**EVIE GOETZ**

6-1 - R-SO. - GUARD/FORWARD  
DENTON, TEXAS



**1**

**AUTUMN SMITH**

5-6 - SO. - GUARD  
ARLINGTON, TEXAS



**3**

**ROBYN LEE**

5-8 - SO. - GUARD  
MOSS POINT, MISS.



**4**

**PARIS GUILLORY**

5-7 - FR. - GUARD  
LAKE CHARLES, LA.



**10**

**SALMA BATES**

5-7 - JR. - GUARD  
KENNER, LA.



**22**

**JIANNA MORRIS**


5-7 - FR. - GUARD  
SHERWOOD, ARK.



**23**

**SILVIA NATIVI**

6-0 - SO. - GUARD  
FERRARA, ITALY



**24**

**AMAYA BRANNON**

5-11 - SO. - GUARD  
PLANO, TEXAS



**32**

**KATE THOMPSON**

6-2 - SO. - FORWARD  
DENHAM, SPRINGS, LA.



**33**

**MACKENZIE WURM**

6-4 - SO. - FORWARD  
ALLEN, TEXAS



**34**

**AYEN ANGOI**

6-0 - FR. - FORWARD  
DALLAS, TEXAS



**44**

**ANNA LARR ROBERSON**

6-3 - JR. - FORWARD  
RUSTON, LA.



**45**

**ANJA BUKVIC**

5-10 - FR. - GUARD  
BELGRADE, SERBIA

### PRONUNCIATION GUIDE

- #0 EVIE GOETZ - EH-VEE GETS
- #22 JIANNA MORRIS - GEE-AH-NAH
- #23 SILVIA NATIVI - NUH-TEE-VEE
- #33 MACKENZIE WURM - WORM
- #34 AYEN ANGOI - UH-YEN UN-WEE
- #44 ANNA LARR ROBERSON - RAH-BERSON
- #45 ANJA BUKVIC - ON-YUH BOO-K-WITCH