



**Officials:** Don Daily, Bart Lenox, Mike Nance

**Furman - 83**

**Record: 4-5**

NO.	Name	Min	FG			Rebounds			Fouls		TP	AS	TO	ST	Blocks		+/-
			M-A	M-A	M-A	OR	DR	TOT	PF	FD					BS	BA	
13	Garrett Hien	F 29:48	4-9	1-3	1-2	1	4	5	4	3	10	1	0	1	0	2	0
15	Tyrese Hughey	F 13:32	2-2	1-1	0-0	1	1	2	4	0	5	2	0	0	0	0	-11
24	Alex Williams	F 30:34	7-15	5-9	1-1	1	3	4	2	4	20	1	2	1	0	3	-11
0	PJay Smith	G 18:29	1-6	1-3	0-0	0	1	1	1	1	3	3	1	0	0	1	-9
1	JP Pegues	G 36:16	4-14	3-9	10-10	0	2	2	3	5	21	6	3	1	0	1	-13
4	Ben VanderWal	10:19	2-5	0-2	2-4	1	0	1	0	2	6	0	0	0	0	0	-5
11	Carter Whitt	29:43	6-16	1-4	1-2	0	4	4	3	2	14	2	1	3	0	2	-2
12	Davis Molnar	23:02	2-4	0-1	0-1	4	2	6	1	1	4	0	2	1	1	1	-5
21	Cooper Bowser	08:17	0-2	0-0	0-0	2	1	3	2	1	0	0	2	0	0	0	-14
Team						5	2	7			0						
<b>Totals</b>			28-73	12-32	15-20	15	20	35	20	19	83	15	11	7	1	10	-14

Shooting By Period		
1 <sup>st</sup> FG%	13-36	36.1%
3PT%	8-18	44.4%
FT%	1-1	100%
2 <sup>nd</sup> FG%	15-37	40.5%
3PT%	4-14	28.6%
FT%	14-19	73.7%
GM FG%	28-73	38.4%
3PT%	12-32	37.5%
FT%	15-20	75.0%

Dead Ball Rebounds: 3, 0

**Technical Fouls::NONE**

**Arkansas - 97**

**Record: 6-3**

NO.	Name	Min	FG			Rebounds			Fouls		TP	AS	TO	ST	Blocks		+/-
			M-A	M-A	M-A	OR	DR	TOT	PF	FD					BS	BA	
2	Trevon Brazile	F 27:51	5-8	2-3	1-1	0	4	4	0	1	13	0	0	0	2	0	9
8	Chandler Lawson	F 17:34	8-10	1-2	2-2	1	2	3	1	3	19	1	1	1	3	0	11
3	El Ellis	G 11:46	1-4	0-1	1-2	1	2	3	0	1	3	2	2	1	0	0	2
4	Davonte Davis	G 37:37	2-5	1-2	2-2	1	9	10	4	1	7	8	0	0	0	0	15
24	Jeremiah Davenport	G 11:22	2-4	0-2	0-0	0	0	0	1	0	4	1	0	1	1	0	1
0	Khalif Battle	23:20	7-11	4-7	7-8	0	1	1	3	5	25	1	0	1	0	0	14
6	Layden Blocker	23:14	4-5	0-0	1-4	0	5	5	4	3	9	5	1	0	3	1	9
12	Tramon Mark	26:27	3-6	0-2	1-2	0	3	3	3	2	7	2	4	2	1	0	5
15	Makhi Mitchell	12:38	4-5	0-0	0-0	1	1	2	1	4	8	1	3	1	0	0	5
11	Jalen Graham	08:11	1-3	0-0	0-0	2	1	3	2	0	2	0	0	0	0	0	-1
Team						0	4	4			0						
<b>Totals</b>			37-61	8-19	15-21	6	32	38	20	20	97	21	11	7	10	1	14

Shooting By Period		
1 <sup>st</sup> FG%	18-30	60.0%
3PT%	3-9	33.3%
FT%	1-2	50%
2 <sup>nd</sup> FG%	19-31	61.3%
3PT%	5-10	50.0%
FT%	14-19	73.7%
GM FG%	37-61	60.7%
3PT%	8-19	42.1%
FT%	15-21	71.4%

Dead Ball Rebounds: 4, 0

**Technical Fouls:Coach 2<sup>nd</sup>1:38**

	FUR	ARK
<b>Biggest lead</b>	3 (1 <sup>st</sup> 17:42)	20 (2 <sup>nd</sup> 9:16)
<b>Best Scoring Run</b>	6(1 <sup>st</sup> 17:42)	12(2 <sup>nd</sup> 9:51)
<b>Lead Changes</b>	6	
<b>Times Tied</b>	2	
<b>Time with Lead</b>	02:26	36:11

Points from	FUR	ARK
<b>Turnovers</b>	10	15
<b>Paint</b>	30	52
<b>Second Chance</b>	12	6
<b>Fast Breaks</b>	16	23
<b>Bench</b>	24	51

	Period by Period Scoring		
	1st	2nd	TOT
<b>FUR</b>	35	48	83
<b>ARK</b>	40	57	97



**Furman at Arkansas**

12/04/23 Bud Walton Arena, Fayetteville, Ark.  
2023-24 Men's Basketball

**Game Time:** 7:00 PM  
**Game Duration:** 1:58  
**Attendance:** 19,200

**Officials:** Don Daily, Bart Lenox, Mike Nance

**Period 1**

**Quarter Starters:**

<b>ARK</b>	2 Brazile T	3 Ellis E	4 Davis D	8 Lawson C	24 Davenport J
<b>FUR</b>	0 Smith P	1 Pegues J	13 Hien G	15 Hughey T	24 Williams A

Game Time	ARK	Score	Diff	FUR
20:00	2 BRAZILE T jumpball won			15 HUGHEY T jumpball lost
19:37	2 BRAZILE T 2pt FG in the paint, jump shot made (2)	<b>2-0</b>	<b>2</b>	
19:13		<b>2-3</b>	<b>-1</b>	24 WILLIAMS A 3pt FG , jump shot made (3)
19:13				0 SMITH P assist (1)
18:46	8 LAWSON C 2pt FG in the paint, jump shot made (2)	<b>4-3</b>	<b>1</b>	
18:36	3 ELLIS E steal (1)			1 PEGUES J turnover bad pass (1)
18:27	8 LAWSON C 2pt FG from turnover in the paint, layup made (4)	<b>6-3</b>	<b>3</b>	
18:27	3 ELLIS E assist (1)			
18:13		<b>6-6</b>	<b>0</b>	24 WILLIAMS A 3pt FG , jump shot made (6)
18:13				15 HUGHEY T assist (1)
17:50	2 BRAZILE T 2pt FG outside the paint, turnaround jump shot missed			
17:45				13 HIEN G defensive rebound (1)
17:42		<b>6-9</b>	<b>-3</b>	1 PEGUES J 3pt FG fast break, jump shot made (3)
17:42				0 SMITH P assist (2)
17:17	3 ELLIS E 3pt FG , jump shot missed			
17:13				24 WILLIAMS A defensive rebound (1)
17:08				13 HIEN G 2pt FG in the paint, layup blocked
17:08	8 LAWSON C block (1)			
17:08				offensive rebound (3)
17:08	24 DAVENPORT J substitution out			
17:08	0 BATTLE K substitution in			
16:56				24 WILLIAMS A 2pt FG second chance outside the paint, jump shot missed
16:53	4 DAVIS D defensive rebound (1)			
16:37	3 ELLIS E 2pt FG in the paint, layup made (2)	<b>8-9</b>	<b>-1</b>	
16:37	4 DAVIS D assist (1)			
16:14				24 WILLIAMS A 2pt FG in the paint, layup blocked
16:14	8 LAWSON C block (2)			
16:09	2 BRAZILE T defensive rebound (1)			
16:07	0 BATTLE K 3pt FG fast break, jump shot made (3)	<b>11-9</b>	<b>2</b>	
15:54		<b>11-12</b>	<b>-1</b>	24 WILLIAMS A 3pt FG , jump shot made (9)
15:54				13 HIEN G assist (1)
15:37	3 ELLIS E 2pt FG in the paint, jump shot missed			
15:34	4 DAVIS D offensive rebound (2)			
15:30	0 BATTLE K 2pt FG second chance in the paint, driving layup made (5)	<b>13-12</b>	<b>1</b>	
15:02				13 HIEN G 2pt FG in the paint, layup missed
14:59	2 BRAZILE T defensive rebound (2)			
14:53	8 LAWSON C 3pt FG , jump shot made (7)	<b>16-12</b>	<b>4</b>	
14:53	4 DAVIS D assist (2)			
14:31				24 WILLIAMS A turnover lost ball (1)
14:27	3 ELLIS E turnover bad pass (1)			
14:26				Timeout media



**Furman at Arkansas**

12/04/23 Bud Walton Arena, Fayetteville, Ark.  
2023-24 Men's Basketball

**Game Time:** 7:00 PM  
**Game Duration:** 1:58  
**Attendance:** 19,200

**Officials:** Don Daily, Bart Lenox, Mike Nance

Game Time	ARK	Score	Diff	FUR
14:26	3 ELLIS E substitution out			
14:26	4 DAVIS D substitution out			
14:26	8 LAWSON C substitution out			
14:26	6 BLOCKER L substitution in			
14:26	12 MARK T substitution in			
14:26	15 MITCHELL M substitution in			
14:26				0 SMITH P substitution out
14:26				13 HIEN G substitution out
14:26				15 HUGHEY T substitution out
14:26				24 WILLIAMS A substitution out
14:26				4 VANDERWAL B substitution in
14:26				11 WHITT C substitution in
14:26				12 MOLNAR D substitution in
14:26				21 BOWSER C substitution in
14:16				4 VANDERWAL B 3pt FG from turnover, jump shot missed
14:13				offensive rebound (4)
14:12	15 MITCHELL M foul personal (1 - 1)			21 BOWSER C foul drawn (1)
14:05		<b>16-15</b>	<b>1</b>	1 PEGUES J 3pt FG from turnover second chance, jump shot made (6)
13:40	6 BLOCKER L 2pt FG in the paint, driving layup made (2)	<b>18-15</b>	<b>3</b>	
13:25	jump ball situation			
13:22	6 BLOCKER L foul personal (1 - 2)			1 PEGUES J foul drawn (1)
13:03		<b>18-17</b>	<b>1</b>	11 WHITT C 2pt FG in the paint, driving layup made (2)
12:52	15 MITCHELL M turnover bad pass (1)			
12:51				1 PEGUES J substitution out
12:51				0 SMITH P substitution in
12:41				11 WHITT C 2pt FG from turnover in the paint, floating jump shot missed
12:37				21 BOWSER C offensive rebound (1)
12:30				4 VANDERWAL B 2pt FG from turnover second chance outside the paint, jump shot missed
12:27				12 MOLNAR D offensive rebound (1)
12:24				4 VANDERWAL B 3pt FG from turnover second chance, jump shot missed
12:21	2 BRAZILE T defensive rebound (3)			
12:11	12 MARK T 2pt FG outside the paint, turnaround jump shot made (2)	<b>20-17</b>	<b>3</b>	
12:03				21 BOWSER C turnover lost ball (1)
12:03	6 BLOCKER L substitution out			
12:03	4 DAVIS D substitution in			
12:03				21 BOWSER C substitution out
12:03				13 HIEN G substitution in
11:47	0 BATTLE K 3pt FG from turnover, jump shot missed			
11:44				11 WHITT C defensive rebound (1)
11:35				0 SMITH P 2pt FG in the paint, jump shot blocked
11:35	12 MARK T block (1)			
11:35				offensive rebound (8)
11:34				Timeout media
11:34	2 BRAZILE T substitution out			
11:34	11 GRAHAM J substitution in			
11:34				4 VANDERWAL B substitution out



**Furman at Arkansas**

12/04/23 Bud Walton Arena, Fayetteville, Ark.  
2023-24 Men's Basketball

**Game Time:** 7:00 PM  
**Game Duration:** 1:58  
**Attendance:** 19,200

**Officials:** Don Daily, Bart Lenox, Mike Nance

Game Time	ARK	Score	Diff	FUR
11:34				24 WILLIAMS A substitution in
11:17		20-19	1	13 HIEN G 2pt FG second chance outside the paint, jump shot made (2)
11:16	4 DAVIS D foul personal (1 - 3)			11 WHITT C foul drawn (1)
11:16				11 WHITT C substitution out
11:16				1 PEGUES J substitution in
11:10	15 MITCHELL M steal (1)			0 SMITH P turnover bad pass (1)
10:42	12 MARK T 3pt FG from turnover, jump shot missed			
10:37	11 GRAHAM J offensive rebound (1)			
10:37	11 GRAHAM J 2pt FG from turnover second chance in the paint, layup missed			
10:35	15 MITCHELL M offensive rebound (1)			
10:34	15 MITCHELL M turnover lost ball (2)			12 MOLNAR D steal (1)
10:27	12 MARK T steal (1)			12 MOLNAR D turnover bad pass (1)
10:19	15 MITCHELL M 2pt FG from turnover in the paint, layup made (2)	22-19	3	
10:19	12 MARK T assist (1)			
10:19	0 BATTLE K foul personal (1 - 4)			13 HIEN G foul drawn (1)
10:19	0 BATTLE K substitution out			
10:19	3 ELLIS E substitution in			
10:19				12 MOLNAR D substitution out
10:19				15 HUGHEY T substitution in
10:13				1 PEGUES J 3pt FG , jump shot missed
10:09	3 ELLIS E defensive rebound (1)			
10:02	12 MARK T turnover lost ball (1)			24 WILLIAMS A steal (1)
09:53		22-22	0	0 SMITH P 3pt FG from turnover, jump shot made (3)
09:53				1 PEGUES J assist (1)
09:24	15 MITCHELL M 2pt FG outside the paint, turnaround jump shot made (4)	24-22	2	
09:11				0 SMITH P 2pt FG outside the paint, jump shot missed
09:09	15 MITCHELL M defensive rebound (2)			
09:09	15 MITCHELL M foul drawn (1)			15 HUGHEY T foul personal (1 - 1)
09:09	3 ELLIS E substitution out			
09:09	12 MARK T substitution out			
09:09	6 BLOCKER L substitution in			
09:09	24 DAVENPORT J substitution in			
09:09				0 SMITH P substitution out
09:09				11 WHITT C substitution in
08:55	15 MITCHELL M foul drawn (2)			13 HIEN G foul personal (1 - 2)
08:53	4 DAVIS D 3pt FG , jump shot made (3)	27-22	5	
08:53	6 BLOCKER L assist (1)			
08:32				13 HIEN G 3pt FG , jump shot missed
08:29	4 DAVIS D defensive rebound (3)			
08:12	15 MITCHELL M foul drawn (3)			15 HUGHEY T foul personal (2 - 3)
08:12				15 HUGHEY T substitution out
08:12				12 MOLNAR D substitution in
08:09	6 BLOCKER L 2pt FG in the paint, layup blocked			
08:09				12 MOLNAR D block (1)
08:04				1 PEGUES J defensive rebound (1)
07:50		27-24	3	24 WILLIAMS A 2pt FG in the paint, layup made (11)



**Furman at Arkansas**

12/04/23 Bud Walton Arena, Fayetteville, Ark.  
2023-24 Men's Basketball

**Game Time:** 7:00 PM  
**Game Duration:** 1:58  
**Attendance:** 19,200

**Officials:** Don Daily, Bart Lenox, Mike Nance

Game Time	ARK	Score	Diff	FUR
07:50				1 PEGUES J assist (2)
07:51	11 GRAHAM J foul shooting (1 - 5)			24 WILLIAMS A foul drawn (1)
07:51	Timeout media			
07:51	6 BLOCKER L substitution out			
07:51	3 ELLIS E substitution in			
07:51		<b>27-25</b>	<b>2</b>	24 WILLIAMS A free throw 1 - 1 made (12)
07:38	15 MITCHELL M 2pt FG in the paint, layup made (6)	<b>29-25</b>	<b>4</b>	
07:38	3 ELLIS E assist (2)			
07:12		<b>29-27</b>	<b>2</b>	11 WHITT C 2pt FG in the paint, driving layup made (4)
06:47	15 MITCHELL M turnover bad pass (3)			13 HIEN G steal (1)
06:35				11 WHITT C 3pt FG from turnover, jump shot missed
06:32	11 GRAHAM J defensive rebound (2)			
06:24	11 GRAHAM J 2pt FG in the paint, floating jump shot made (2)	<b>31-27</b>	<b>4</b>	
06:03	24 DAVENPORT J foul personal (1 - 6)			24 WILLIAMS A foul drawn (2)
06:03	3 ELLIS E substitution out			
06:03	11 GRAHAM J substitution out			
06:03	15 MITCHELL M substitution out			
06:03	2 BRAZILE T substitution in			
06:03	8 LAWSON C substitution in			
06:03	12 MARK T substitution in			
06:03				13 HIEN G substitution out
06:03				24 WILLIAMS A substitution out
06:03				4 VANDERWAL B substitution in
06:03				21 BOWSER C substitution in
05:52	24 DAVENPORT J steal (1)			21 BOWSER C turnover bad pass (2)
05:41	8 LAWSON C foul drawn (1)			21 BOWSER C foul personal (1 - 4)
05:33	24 DAVENPORT J 3pt FG from turnover, jump shot missed			
05:29	8 LAWSON C offensive rebound (1)			
05:27	24 DAVENPORT J 2pt FG from turnover second chance in the paint, floating jump shot made (2)	<b>33-27</b>	<b>6</b>	
05:27	8 LAWSON C assist (1)			
05:18				11 WHITT C 2pt FG outside the paint, jump shot missed
05:15				4 VANDERWAL B offensive rebound (1)
05:06				1 PEGUES J 2pt FG second chance outside the paint, jump shot missed
05:06	defensive rebound (13)			
04:56	12 MARK T foul drawn (1)			11 WHITT C foul personal (1 - 5)
04:56				1 PEGUES J substitution out
04:56				0 SMITH P substitution in
04:53	24 DAVENPORT J 2pt FG outside the paint, jump shot made (4)	<b>35-27</b>	<b>8</b>	
04:53	4 DAVIS D assist (3)			
04:20				11 WHITT C 2pt FG in the paint, layup blocked
04:20	8 LAWSON C block (3)			
04:14	4 DAVIS D defensive rebound (4)			
04:13	2 BRAZILE T 2pt FG fast break in the paint, dunk, made (4)	<b>37-27</b>	<b>10</b>	
04:13	24 DAVENPORT J assist (1)			
04:13				Timeout 30 Sec
04:13				4 VANDERWAL B substitution out
04:13				21 BOWSER C substitution out
04:13				13 HIEN G substitution in



**Furman at Arkansas**

12/04/23 Bud Walton Arena, Fayetteville, Ark.  
2023-24 Men's Basketball

**Game Time:** 7:00 PM  
**Game Duration:** 1:58  
**Attendance:** 19,200

**Officials:** Don Daily, Bart Lenox, Mike Nance

Game Time	ARK	Score	Diff	FUR
04:13				24 WILLIAMS A substitution in
03:53		<b>37-30</b>	<b>7</b>	24 WILLIAMS A 3pt FG , jump shot made (15)
03:29	12 MARK T 2pt FG outside the paint, jump shot missed			
03:24				24 WILLIAMS A defensive rebound (2)
03:12				24 WILLIAMS A 3pt FG , jump shot missed
03:09				12 MOLNAR D offensive rebound (2)
03:06				0 SMITH P 3pt FG second chance, jump shot missed
03:03	12 MARK T defensive rebound (1)			
02:50	2 BRAZILE T 3pt FG , jump shot missed			
02:47				defensive rebound (13)
02:47	24 DAVENPORT J substitution out			
02:47	3 ELLIS E substitution in			
02:47				0 SMITH P substitution out
02:47				1 PEGUES J substitution in
02:35				12 MOLNAR D 3pt FG , jump shot missed
02:32	3 ELLIS E defensive rebound (2)			
02:10	8 LAWSON C 3pt FG , jump shot missed			
02:06				24 WILLIAMS A defensive rebound (3)
01:52		<b>37-33</b>	<b>4</b>	11 WHITT C 3pt FG , jump shot made (7)
01:52				24 WILLIAMS A assist (1)
01:34	12 MARK T 2pt FG in the paint, floating jump shot made (4)	<b>39-33</b>	<b>6</b>	
01:15				11 WHITT C 3pt FG , jump shot missed
01:12	8 LAWSON C defensive rebound (2)			
01:03	3 ELLIS E 2pt FG in the paint, layup missed			
01:03	3 ELLIS E offensive rebound (3)			
01:02	3 ELLIS E foul drawn (1)			13 HIEN G foul shooting (2 - 6)
01:02	3 ELLIS E free throw 1 - 2 missed			
01:02	offensive dead ball rebound (1)			
01:02				13 HIEN G substitution out
01:02				15 HUGHEY T substitution in
01:02	3 ELLIS E free throw 2 - 2 made (3)	<b>40-33</b>	<b>7</b>	
01:02	3 ELLIS E substitution out			
01:02	6 BLOCKER L substitution in			
00:53				12 MOLNAR D 2pt FG in the paint, layup blocked
00:53	2 BRAZILE T block (1)			
00:49	8 LAWSON C defensive rebound (3)			
00:47	12 MARK T turnover bad pass (2)			11 WHITT C steal (1)
00:41				11 WHITT C turnover bad pass (1)
00:18	12 MARK T turnover lost ball (3)			1 PEGUES J steal (1)
00:13				24 WILLIAMS A 2pt FG from turnover in the paint, driving layup blocked
00:13	6 BLOCKER L block (1)			
00:08				15 HUGHEY T offensive rebound (1)
00:07				1 PEGUES J 3pt FG from turnover second chance, jump shot missed
00:02				12 MOLNAR D offensive rebound (3)
00:02		<b>40-35</b>	<b>5</b>	12 MOLNAR D 2pt FG from turnover second chance in the paint, layup made (2)
<b>END OF PERIOD</b>				
<b>ARK 40-35 FUR</b>				



**Furman at Arkansas**

12/04/23 Bud Walton Arena, Fayetteville, Ark.  
2023-24 Men's Basketball

Game Time: 7:00 PM  
Game Duration: 1:58  
Attendance: 19,200

Officials: Don Daily, Bart Lenox, Mike Nance

**Furman - 35**

NO.	Name	F	Min	FG	3P	FT	Rebounds			Fouls		TP	AS	TO	ST	Blocks		+/-
				M-A	M-A	M-A	OR	DR	TOT	PF	FD					BS	BA	
13	Garrett Hien	F	14:45	1-4	0-1	0-0	0	1	1	2	1	2	1	0	1	0	1	-1
15	Tyrese Hughey	F	08:43	0-0	0-0	0-0	1	0	1	2	0	0	1	0	0	0	0	-5
24	Alex Williams	F	15:18	5-9	4-5	1-1	0	3	3	0	2	15	1	1	1	0	2	0
0	PJay Smith	G	11:25	1-4	1-2	0-0	0	0	0	0	0	3	2	1	0	0	1	-6
1	JP Pegues	G	16:16	2-5	2-4	0-0	0	1	1	0	1	6	2	1	1	0	0	-4
4	Ben VanderWal		04:42	0-3	0-2	0-0	1	0	1	0	0	0	0	0	0	0	0	-5
11	Carter Whitt		12:19	3-8	1-3	0-0	0	1	1	1	1	7	0	1	1	0	1	0
12	Davis Molnar		12:19	1-3	0-1	0-0	3	0	3	0	0	2	0	1	1	1	1	1
21	Cooper Bowser		04:13	0-0	0-0	0-0	1	0	1	1	1	0	0	2	0	0	0	-5
Team							3	1	4			0		0				
<b>Totals</b>				13-36	8-18	1-1	9	7	16	6	6	35	7	7	5	1	6	-5

Shooting By Period		
1st FG%	13-36	36.1%
3PT%	8-18	44.4%
FT%	1-1	100%
GM FG%	13-36	36.1%
3PT%	8-18	44.4%
FT%	1-1	100.0%

Dead Ball Rebounds: 0, 0

Technical Fouls::NONE

**Arkansas - 40**

NO.	Name	F	Min	FG	3P	FT	Rebounds			Fouls		TP	AS	TO	ST	Blocks		+/-
				M-A	M-A	M-A	OR	DR	TOT	PF	FD					BS	BA	
2	Trevon Brazile	F	14:29	2-4	0-1	0-0	0	3	3	0	0	4	0	0	0	1	0	4
8	Chandler Lawson	F	11:37	3-4	1-2	0-0	1	2	3	0	1	7	1	0	0	3	0	5
3	El Ellis	G	10:17	1-4	0-1	1-2	1	2	3	0	1	3	2	1	1	0	0	4
4	Davonte Davis	G	17:37	1-1	1-1	0-0	1	3	4	1	0	3	3	0	0	0	0	6
24	Jeremiah Davenport	G	09:14	2-3	0-1	0-0	0	0	0	1	0	4	1	0	1	0	0	2
0	Khalif Battle		06:49	2-3	1-2	0-0	0	0	0	1	0	5	0	0	0	0	0	6
6	Layden Blocker		04:43	1-2	0-0	0-0	0	0	0	1	0	2	1	0	0	1	1	-2
12	Tramon Mark		11:20	2-4	0-1	0-0	0	1	1	0	1	4	1	3	1	1	0	-1
15	Makhi Mitchell		08:23	3-3	0-0	0-0	1	1	2	1	3	6	0	3	1	0	0	0
11	Jalen Graham		05:31	1-2	0-0	0-0	1	1	2	1	0	2	0	0	0	0	0	1
Team							0	1	1			0		0				
<b>Totals</b>				18-30	3-9	1-2	5	14	19	6	6	40	9	7	4	6	1	5

Shooting By Period		
1st FG%	18-30	60.0%
3PT%	3-9	33.3%
FT%	1-2	50%
GM FG%	18-30	60.0%
3PT%	3-9	33.3%
FT%	1-2	50.0%

Dead Ball Rebounds: 1, 0

Technical Fouls::NONE

	FUR	ARK
Biggest lead	3 (1st 17:42)	10 (1st 4:13)
Best Scoring Run	6 (1st 17:42)	8 (1st 4:13)
Lead Changes	6	
Times Tied	2	
Time with Lead	02:26	16:11

	FUR	ARK
Points from		
Turnovers	8	6
Paint	8	24
Second Chance	7	5
Fast Breaks	3	5
Bench	9	19

	Period by Period Scoring		
	1st	2nd	TOT
FUR	35	48	83
ARK	40	57	97



**Furman at Arkansas**

12/04/23 Bud Walton Arena, Fayetteville, Ark.  
2023-24 Men's Basketball

**Game Time:** 7:00 PM  
**Game Duration:** 1:58  
**Attendance:** 19,200

**Officials:** Don Daily, Bart Lenox, Mike Nance

**Period 2**

**Quarter Starters:**

<b>ARK</b>	0 Battle K	2 Brazile T	3 Ellis E	4 Davis D	8 Lawson C
<b>FUR</b>	1 Pegues J	11 Whitt C	12 Molnar D	13 Hien G	24 Williams A

Game Time	ARK	Score	Diff	FUR
20:00	6 BLOCKER L substitution out			
20:00	12 MARK T substitution out			
20:00	0 BATTLE K substitution in			
20:00	3 ELLIS E substitution in			
20:00				15 HUGHEY T substitution out
20:00				13 HIEN G substitution in
19:53	0 BATTLE K foul drawn (1)			24 WILLIAMS A foul personal (1 - 1)
19:47	0 BATTLE K 2pt FG in the paint, driving layup made (7)	<b>42-35</b>	<b>7</b>	
19:33		<b>42-37</b>	<b>5</b>	13 HIEN G 2pt FG in the paint, dunk, made (4)
19:33				11 WHITT C assist (1)
19:18	8 LAWSON C 2pt FG in the paint, layup made (9)	<b>44-37</b>	<b>7</b>	
19:18	4 DAVIS D assist (4)			
19:18	8 LAWSON C foul drawn (2)			13 HIEN G foul shooting (3 - 2)
19:18	3 ELLIS E substitution out			
19:18	6 BLOCKER L substitution in			
19:18	8 LAWSON C free throw 1 - 1 made (10)	<b>45-37</b>	<b>8</b>	
19:09		<b>45-39</b>	<b>6</b>	12 MOLNAR D 2pt FG in the paint, jump shot made (4)
19:09	8 LAWSON C foul shooting (1 - 1)			12 MOLNAR D foul drawn (1)
19:09				12 MOLNAR D free throw 1 - 1 missed
19:08	0 BATTLE K defensive rebound (1)			
18:54	0 BATTLE K 2pt FG in the paint, driving layup made (9)	<b>47-39</b>	<b>8</b>	
18:42				11 WHITT C 2pt FG outside the paint, jump shot missed
18:34	6 BLOCKER L defensive rebound (1)			
18:31	8 LAWSON C turnover bad pass (1)			11 WHITT C steal (2)
18:28		<b>47-41</b>	<b>6</b>	11 WHITT C 2pt FG fast break from turnover in the paint, driving layup made (9)
18:05	0 BATTLE K foul drawn (2)			24 WILLIAMS A foul shooting (2 - 3)
18:05	0 BATTLE K free throw 1 - 2 made (10)	<b>48-41</b>	<b>7</b>	
18:05	8 LAWSON C substitution out			
18:05	11 GRAHAM J substitution in			
18:05	0 BATTLE K free throw 2 - 2 made (11)	<b>49-41</b>	<b>8</b>	
17:52				1 PEGUES J 2pt FG in the paint, layup missed
17:49	6 BLOCKER L defensive rebound (2)			
17:35	11 GRAHAM J 2pt FG in the paint, layup missed			
17:31				1 PEGUES J defensive rebound (2)
17:27		<b>49-44</b>	<b>5</b>	24 WILLIAMS A 3pt FG fast break, jump shot made (18)
17:27				1 PEGUES J assist (3)
16:56	0 BATTLE K 3pt FG , jump shot missed			
16:53	11 GRAHAM J offensive rebound (3)			
16:47	0 BATTLE K foul drawn (3)			12 MOLNAR D foul shooting (1 - 4)
16:47	0 BATTLE K free throw 1 - 2 made (12)	<b>50-44</b>	<b>6</b>	
16:47	2 BRAZILE T substitution out			
16:47	12 MARK T substitution in			





**Furman at Arkansas**

12/04/23 Bud Walton Arena, Fayetteville, Ark.  
2023-24 Men's Basketball

**Game Time:** 7:00 PM  
**Game Duration:** 1:58  
**Attendance:** 19,200

**Officials:** Don Daily, Bart Lenox, Mike Nance

Game Time	ARK	Score	Diff	FUR
16:47	0 BATTLE K free throw 2 - 2 missed			
16:44				11 WHITT C defensive rebound (2)
16:32	11 GRAHAM J foul shooting (2 - 2)			13 HIEN G foul drawn (2)
16:32				13 HIEN G free throw 1 - 2 missed
16:32				offensive dead ball rebound (1)
16:32		<b>50-45</b>	<b>5</b>	13 HIEN G free throw 2 - 2 made (5)
16:04	4 DAVIS D 3pt FG , jump shot missed			
16:04				defensive rebound (19)
15:50				24 WILLIAMS A 3pt FG , jump shot missed
15:45				12 MOLNAR D offensive rebound (4)
15:40				11 WHITT C 3pt FG second chance, jump shot missed
15:35	6 BLOCKER L defensive rebound (3)			
15:34	6 BLOCKER L turnover bad pass (1)			11 WHITT C steal (3)
15:28				1 PEGUES J 3pt FG from turnover, jump shot missed
15:25	defensive rebound (25)			
15:25	Timeout media			
15:25	11 GRAHAM J substitution out			
15:25	15 MITCHELL M substitution in			
15:25				11 WHITT C substitution out
15:25				12 MOLNAR D substitution out
15:25				24 WILLIAMS A substitution out
15:25				0 SMITH P substitution in
15:25				4 VANDERWAL B substitution in
15:25				15 HUGHEY T substitution in
15:04	6 BLOCKER L foul drawn (1)			13 HIEN G foul shooting (4 - 5)
15:04	6 BLOCKER L free throw 1 - 2 missed			
15:04	offensive dead ball rebound (2)			
15:04				13 HIEN G substitution out
15:04				24 WILLIAMS A substitution in
15:04	6 BLOCKER L free throw 2 - 2 missed			
15:01				0 SMITH P defensive rebound (1)
14:57				24 WILLIAMS A 3pt FG , jump shot missed
14:55	defensive rebound (26)			
14:43	0 BATTLE K 3pt FG , jump shot made (15)	<b>53-45</b>	<b>8</b>	
14:43	6 BLOCKER L assist (2)			
14:28		<b>53-47</b>	<b>6</b>	4 VANDERWAL B 2pt FG in the paint, layup made (2)
14:28				15 HUGHEY T assist (2)
14:11	15 MITCHELL M foul drawn (4)			15 HUGHEY T foul personal (3 - 6)
14:11	12 MARK T substitution out			
14:11	2 BRAZILE T substitution in			
14:11				4 VANDERWAL B substitution out
14:11				21 BOWSER C substitution in
14:03	15 MITCHELL M 2pt FG in the paint, layup made (8)	<b>55-47</b>	<b>8</b>	
14:03	0 BATTLE K assist (1)			
13:40				1 PEGUES J 2pt FG in the paint, layup missed
13:36	4 DAVIS D defensive rebound (5)			
13:34	2 BRAZILE T 2pt FG fast break in the paint, driving layup made (6)	<b>57-47</b>	<b>10</b>	
13:34	4 DAVIS D assist (5)			



**Furman at Arkansas**

12/04/23 Bud Walton Arena, Fayetteville, Ark.  
2023-24 Men's Basketball

**Game Time:** 7:00 PM  
**Game Duration:** 1:58  
**Attendance:** 19,200

**Officials:** Don Daily, Bart Lenox, Mike Nance

Game Time	ARK	Score	Diff	FUR
13:34	2 BRAZILE T foul drawn (1)			0 SMITH P foul shooting (1 - 7)
13:34	2 BRAZILE T free throw fast break 1 - 1 made (7)	<b>58-47</b>	<b>11</b>	
13:23	0 BATTLE K foul personal (2 - 3)			24 WILLIAMS A foul drawn (3)
13:23				0 SMITH P substitution out
13:23				11 WHITT C substitution in
13:10		<b>58-50</b>	<b>8</b>	15 HUGHEY T 3pt FG , jump shot made (3)
13:10				1 PEGUES J assist (4)
12:49	15 MITCHELL M 2pt FG outside the paint, jump shot missed			
12:45				21 BOWSER C defensive rebound (2)
12:36				21 BOWSER C 2pt FG in the paint, jump shot missed
12:32				21 BOWSER C offensive rebound (3)
12:32				21 BOWSER C 2pt FG second chance in the paint, layup missed
12:32				24 WILLIAMS A offensive rebound (4)
12:31	0 BATTLE K foul personal (3 - 4)			24 WILLIAMS A foul drawn (4)
12:31	0 BATTLE K substitution out			
12:31	2 BRAZILE T substitution out			
12:31	8 LAWSON C substitution in			
12:31	12 MARK T substitution in			
12:20				1 PEGUES J 3pt FG second chance, jump shot missed
12:16	4 DAVIS D defensive rebound (6)			
12:09	4 DAVIS D 2pt FG in the paint, layup missed			
12:06				15 HUGHEY T defensive rebound (2)
11:57		<b>58-52</b>	<b>6</b>	15 HUGHEY T 2pt FG in the paint, layup made (5)
11:57				1 PEGUES J assist (5)
11:33	4 DAVIS D 2pt FG in the paint, layup made (5)	<b>60-52</b>	<b>8</b>	
11:33	15 MITCHELL M assist (1)			
11:18	8 LAWSON C steal (1)			24 WILLIAMS A turnover lost ball (2)
11:10	8 LAWSON C 2pt FG fast break from turnover in the paint, layup made (12)	<b>62-52</b>	<b>10</b>	
11:10	12 MARK T assist (2)			
11:10	8 LAWSON C foul drawn (3)			15 HUGHEY T foul shooting (4 - 8)
11:10	Timeout media			
11:10	15 MITCHELL M substitution out			
11:10	0 BATTLE K substitution in			
11:10				15 HUGHEY T substitution out
11:10				12 MOLNAR D substitution in
11:10	8 LAWSON C free throw fast break 1 - 1 made (13)	<b>63-52</b>	<b>11</b>	
11:10	8 LAWSON C substitution out			
11:10	2 BRAZILE T substitution in			
10:57	12 MARK T steal (2)			12 MOLNAR D turnover bad pass (2)
10:53	12 MARK T 2pt FG from turnover in the paint, driving layup made (6)	<b>65-52</b>	<b>13</b>	
10:43	0 BATTLE K steal (1)			1 PEGUES J turnover bad pass (2)
10:41	0 BATTLE K foul drawn (4)			11 WHITT C foul shooting (2 - 9)
10:41	0 BATTLE K free throw fast break 1 - 2 made (16)	<b>66-52</b>	<b>14</b>	
10:41				21 BOWSER C substitution out
10:41				13 HIEN G substitution in
10:41	0 BATTLE K free throw fast break 2 - 2 made (17)	<b>67-52</b>	<b>15</b>	
10:16				13 HIEN G 3pt FG , jump shot missed



**Furman at Arkansas**

12/04/23 Bud Walton Arena, Fayetteville, Ark.  
2023-24 Men's Basketball

**Game Time:** 7:00 PM  
**Game Duration:** 1:58  
**Attendance:** 19,200

**Officials:** Don Daily, Bart Lenox, Mike Nance

Game Time	ARK	Score	Diff	FUR
10:13	4 DAVIS D defensive rebound (7)			
09:51	0 BATTLE K 3pt FG , jump shot made (20)	<b>70-52</b>	<b>18</b>	
09:39	4 DAVIS D foul personal (2 - 5)			13 HIEN G foul drawn (3)
09:39	0 BATTLE K substitution out			
09:39	24 DAVENPORT J substitution in			
09:31				24 WILLIAMS A 2pt FG in the paint, layup blocked
09:31	24 DAVENPORT J block (1)			
09:27				13 HIEN G offensive rebound (2)
09:25	4 DAVIS D foul shooting (3 - 6)			11 WHITT C foul drawn (2)
09:25				11 WHITT C free throw 1 - 2 missed
09:25				offensive dead ball rebound (2)
09:25				24 WILLIAMS A substitution out
09:25				4 VANDERWAL B substitution in
09:25		<b>70-53</b>	<b>17</b>	11 WHITT C free throw 2 - 2 made (10)
09:16	2 BRAZILE T 3pt FG , jump shot made (10)	<b>73-53</b>	<b>20</b>	
09:16	6 BLOCKER L assist (3)			
09:06		<b>73-55</b>	<b>18</b>	1 PEGUES J 2pt FG in the paint, driving layup made (8)
08:53	24 DAVENPORT J 3pt FG , jump shot missed			
08:50				13 HIEN G defensive rebound (3)
08:39		<b>73-57</b>	<b>16</b>	11 WHITT C 2pt FG in the paint, driving layup made (12)
08:20	2 BRAZILE T 3pt FG , jump shot made (13)	<b>76-57</b>	<b>19</b>	
08:20	6 BLOCKER L assist (4)			
08:09		<b>76-59</b>	<b>17</b>	4 VANDERWAL B 2pt FG in the paint, dunk, made (4)
08:09				11 WHITT C assist (2)
07:47	12 MARK T 3pt FG , jump shot missed			
07:43				12 MOLNAR D defensive rebound (5)
07:32				11 WHITT C 2pt FG in the paint, driving layup missed
07:32				offensive rebound (29)
07:31	12 MARK T foul personal (1 - 7)			4 VANDERWAL B foul drawn (1)
07:31	Timeout media			
07:31	6 BLOCKER L substitution out			
07:31	24 DAVENPORT J substitution out			
07:31	0 BATTLE K substitution in			
07:31	3 ELLIS E substitution in			
07:31		<b>76-60</b>	<b>16</b>	4 VANDERWAL B 1&1 free throw 1 made (5)
07:31		<b>76-61</b>	<b>15</b>	4 VANDERWAL B 1&1 free throw 2 made (6)
07:11	0 BATTLE K 2pt FG in the paint, driving layup missed			
07:08				12 MOLNAR D defensive rebound (6)
06:58		<b>76-63</b>	<b>13</b>	13 HIEN G 2pt FG in the paint, dunk, made (7)
06:58				1 PEGUES J assist (6)
06:44	3 ELLIS E turnover bad pass (2)			
06:44	3 ELLIS E substitution out			
06:44	6 BLOCKER L substitution in			
06:22				13 HIEN G 2pt FG from turnover in the paint, jump shot blocked
06:22	2 BRAZILE T block (2)			
06:18	2 BRAZILE T defensive rebound (4)			
06:10	0 BATTLE K 3pt FG , jump shot made (23)	<b>79-63</b>	<b>16</b>	
06:04	12 MARK T foul shooting (2 - 8)			4 VANDERWAL B foul drawn (2)
06:04				4 VANDERWAL B free throw fast break 1 - 2 missed



**Furman at Arkansas**

12/04/23 Bud Walton Arena, Fayetteville, Ark.  
2023-24 Men's Basketball

**Game Time:** 7:00 PM  
**Game Duration:** 1:58  
**Attendance:** 19,200

**Officials:** Don Daily, Bart Lenox, Mike Nance

Game Time	ARK	Score	Diff	FUR
06:04				offensive dead ball rebound (3)
06:04				4 VANDERWAL B free throw fast break 2 - 2 missed
06:03	6 BLOCKER L defensive rebound (4)			
05:43	0 BATTLE K 3pt FG , jump shot missed			
05:41				11 WHITT C defensive rebound (3)
05:36	6 BLOCKER L foul shooting (2 - 9)			1 PEGUES J foul drawn (2)
05:36		<b>79-64</b>	<b>15</b>	1 PEGUES J free throw fast break 1 - 2 made (9)
05:36				4 VANDERWAL B substitution out
05:36				12 MOLNAR D substitution out
05:36				0 SMITH P substitution in
05:36				24 WILLIAMS A substitution in
05:36		<b>79-65</b>	<b>14</b>	1 PEGUES J free throw fast break 2 - 2 made (10)
05:18	4 DAVIS D 2pt FG outside the paint, jump shot missed			
05:14				13 HIEN G defensive rebound (4)
05:07		<b>79-68</b>	<b>11</b>	13 HIEN G 3pt FG , jump shot made (10)
05:07				0 SMITH P assist (3)
04:30	6 BLOCKER L 2pt FG in the paint, driving layup made (4)	<b>81-68</b>	<b>13</b>	
04:30	Timeout media			
04:15		<b>81-70</b>	<b>11</b>	24 WILLIAMS A 2pt FG in the paint, driving layup made (20)
04:01	6 BLOCKER L 2pt FG in the paint, dunk, made (6)	<b>83-70</b>	<b>13</b>	
03:42				0 SMITH P 2pt FG in the paint, driving layup missed
03:38	12 MARK T defensive rebound (2)			
03:38	12 MARK T foul offensive (3 - 10)			0 SMITH P foul drawn (1)
03:38	12 MARK T turnover offensive (4)			
03:22				11 WHITT C 2pt FG from turnover in the paint, driving layup blocked
03:22	6 BLOCKER L block (2)			
03:17	12 MARK T defensive rebound (3)			
02:51	2 BRAZILE T 2pt FG outside the paint, jump shot missed			
02:48				11 WHITT C defensive rebound (4)
02:45				11 WHITT C 2pt FG in the paint, driving layup missed
02:41	6 BLOCKER L defensive rebound (5)			
02:41	2 BRAZILE T substitution out			
02:41	8 LAWSON C substitution in			
02:13	8 LAWSON C 2pt FG in the paint, jump shot made (15)	<b>85-70</b>	<b>15</b>	
02:13	4 DAVIS D assist (6)			
01:58				0 SMITH P 3pt FG , jump shot missed
01:56	4 DAVIS D defensive rebound (8)			
01:49	8 LAWSON C 2pt FG in the paint, layup missed			
01:46				13 HIEN G defensive rebound (5)
01:38	6 BLOCKER L foul shooting (3 - 11)			1 PEGUES J foul drawn (3)
01:38	foul coach class A technical (12)			
01:38		<b>85-71</b>	<b>14</b>	1 PEGUES J free throw 1 - 2 made (11)
01:38		<b>85-72</b>	<b>13</b>	1 PEGUES J free throw 2 - 2 made (12)
01:38		<b>85-73</b>	<b>12</b>	1 PEGUES J free throw 1 - 3 made (13)
01:38		<b>85-74</b>	<b>11</b>	1 PEGUES J free throw 2 - 3 made (14)
01:38				11 WHITT C substitution out
01:38				13 HIEN G substitution out
01:38				24 WILLIAMS A substitution out



Furman at Arkansas

12/04/23 Bud Walton Arena, Fayetteville, Ark.  
2023-24 Men's Basketball

Game Time: 7:00 PM  
Game Duration: 1:58  
Attendance: 19,200

Officials: Don Daily, Bart Lenox, Mike Nance

Game Time	ARK	Score	Diff	FUR
01:38				12 MOLNAR D substitution in
01:38				15 HUGHEY T substitution in
01:38				21 BOWSER C substitution in
01:38		85-75	10	1 PEGUES J free throw 3 - 3 made (15)
01:38	Timeout 30 Sec			
01:38				0 SMITH P substitution out
01:38				4 VANDERWAL B substitution in
01:32	6 BLOCKER L foul drawn (2)			1 PEGUES J foul personal (1 - 10)
01:32	6 BLOCKER L free throw fast break 1 - 2 missed			
01:32	offensive dead ball rebound (3)			
01:32				4 VANDERWAL B substitution out
01:32				12 MOLNAR D substitution out
01:32				15 HUGHEY T substitution out
01:32				21 BOWSER C substitution out
01:32				0 SMITH P substitution in
01:32				11 WHITT C substitution in
01:32				13 HIEN G substitution in
01:32				24 WILLIAMS A substitution in
01:32	6 BLOCKER L free throw fast break 2 - 2 made (7)	86-75	11	
01:26	4 DAVIS D foul shooting (4 - 13)			1 PEGUES J foul drawn (4)
01:26		86-76	10	1 PEGUES J free throw fast break 1 - 2 made (16)
01:26				0 SMITH P substitution out
01:26				11 WHITT C substitution out
01:26				13 HIEN G substitution out
01:26				24 WILLIAMS A substitution out
01:26				4 VANDERWAL B substitution in
01:26				12 MOLNAR D substitution in
01:26				15 HUGHEY T substitution in
01:26				21 BOWSER C substitution in
01:26		86-77	9	1 PEGUES J free throw fast break 2 - 2 made (17)
01:19	4 DAVIS D foul drawn (1)			21 BOWSER C foul personal (2 - 11)
01:19	4 DAVIS D free throw fast break 1 - 2 made (6)	87-77	10	
01:19				4 VANDERWAL B substitution out
01:19				12 MOLNAR D substitution out
01:19				15 HUGHEY T substitution out
01:19				21 BOWSER C substitution out
01:19				0 SMITH P substitution in
01:19				11 WHITT C substitution in
01:19				13 HIEN G substitution in
01:19				24 WILLIAMS A substitution in
01:19	4 DAVIS D free throw fast break 2 - 2 made (7)	88-77	11	
01:12		88-80	8	1 PEGUES J 3pt FG fast break, jump shot made (20)
01:12	6 BLOCKER L foul shooting (4 - 14)			1 PEGUES J foul drawn (5)
01:12				0 SMITH P substitution out
01:12				11 WHITT C substitution out
01:12				13 HIEN G substitution out
01:12				24 WILLIAMS A substitution out
01:12				4 VANDERWAL B substitution in
01:12				12 MOLNAR D substitution in



**Furman at Arkansas**

12/04/23 Bud Walton Arena, Fayetteville, Ark.  
2023-24 Men's Basketball

**Game Time:** 7:00 PM  
**Game Duration:** 1:58  
**Attendance:** 19,200

**Officials:** Don Daily, Bart Lenox, Mike Nance

Game Time	ARK	Score	Diff	FUR
01:12				15 HUGHEY T substitution in
01:12				21 BOWSER C substitution in
01:12		<b>88-81</b>	<b>7</b>	1 PEGUES J free throw fast break 1 - 1 made (21)
01:12				Timeout 60 Sec
01:04	8 LAWSON C 2pt FG fast break in the paint, layup made (17)	<b>90-81</b>	<b>9</b>	
01:04	6 BLOCKER L assist (5)			
00:55				1 PEGUES J 2pt FG in the paint, layup blocked
00:55	6 BLOCKER L block (3)			
00:55				offensive rebound (35)
00:55				4 VANDERWAL B substitution out
00:55				12 MOLNAR D substitution out
00:55				15 HUGHEY T substitution out
00:55				21 BOWSER C substitution out
00:55				0 SMITH P substitution in
00:55				11 WHITT C substitution in
00:55				13 HIEN G substitution in
00:55				24 WILLIAMS A substitution in
00:55				Timeout 30 Sec
00:52		<b>90-83</b>	<b>7</b>	11 WHITT C 2pt FG second chance in the paint, layup made (14)
00:50	12 MARK T foul drawn (2)			11 WHITT C foul personal (3 - 12)
00:50	12 MARK T free throw fast break 1 - 2 missed			
00:50	offensive dead ball rebound (4)			
00:50	12 MARK T free throw fast break 2 - 2 made (7)	<b>91-83</b>	<b>8</b>	
00:47				1 PEGUES J 3pt FG , jump shot missed
00:45	defensive rebound (36)			
00:46				0 SMITH P substitution out
00:46				11 WHITT C substitution out
00:46				13 HIEN G substitution out
00:46				24 WILLIAMS A substitution out
00:46				4 VANDERWAL B substitution in
00:46				12 MOLNAR D substitution in
00:46				15 HUGHEY T substitution in
00:46				21 BOWSER C substitution in
00:41	0 BATTLE K foul drawn (5)			1 PEGUES J foul personal (2 - 13)
00:41	0 BATTLE K free throw fast break 1 - 2 made (24)	<b>92-83</b>	<b>9</b>	
00:41				4 VANDERWAL B substitution out
00:41				12 MOLNAR D substitution out
00:41				15 HUGHEY T substitution out
00:41				21 BOWSER C substitution out
00:41				0 SMITH P substitution in
00:41				11 WHITT C substitution in
00:41				13 HIEN G substitution in
00:41				24 WILLIAMS A substitution in
00:41	0 BATTLE K free throw fast break 2 - 2 made (25)	<b>93-83</b>	<b>10</b>	
00:35	6 BLOCKER L foul drawn (3)			1 PEGUES J foul offensive (3 - 14)
00:35				1 PEGUES J turnover offensive (3)
00:18	8 LAWSON C 2pt FG from turnover in the paint, dunk, made (19)	<b>95-83</b>	<b>12</b>	
00:18	4 DAVIS D assist (7)			



Official Basketball Play by Play - Second Half

### Furman at Arkansas

12/04/23 Bud Walton Arena, Fayetteville, Ark.  
2023-24 Men's Basketball

**Game Time:** 7:00 PM  
**Game Duration:** 1:58  
**Attendance:** 19,200

**Officials:** Don Daily, Bart Lenox, Mike Nance

Game Time	ARK	Score	Diff	FUR
00:13				24 WILLIAMS A 3pt FG , jump shot missed
00:10	4 DAVIS D defensive rebound (9)			
00:08	6 BLOCKER L 2pt FG fast break in the paint, dunk, made (9)	<b>97-83</b>	<b>14</b>	
00:08	4 DAVIS D assist (8)			
00:03				1 PEGUES J 3pt FG , jump shot missed
00:00	4 DAVIS D defensive rebound (10)			
<b>END OF GAME</b>				
<b>ARK 97-83 FUR</b>				



Furman at Arkansas

12/04/23 Bud Walton Arena, Fayetteville, Ark.
2023-24 Men's Basketball

Game Time: 7:00 PM
Game Duration: 1:58
Attendance: 19,200

Officials: Don Daily, Bart Lenox, Mike Nance

Furman - 48

Table with columns: NO., Name, Min, FG, 3P, FT, Rebounds, Fouls, TP, AS, TO, ST, Blocks, +/-

Shooting By Period table with columns: 2nd FG%, 3PT%, FT%, GM FG%, 3PT%, FT%

Dead Ball Rebounds: 3, 0

Technical Fouls::NONE

Arkansas - 57

Table with columns: NO., Name, Min, FG, 3P, FT, Rebounds, Fouls, TP, AS, TO, ST, Blocks, +/-

Shooting By Period table with columns: 2nd FG%, 3PT%, FT%, GM FG%, 3PT%, FT%

Dead Ball Rebounds: 3, 0

Technical Fouls:Coach 2nd 1:38

Table with columns: FUR, ARK for various game metrics like Biggest lead, Best Scoring Run, etc.

Table with columns: Points from, Turnovers, Paint, Second Chance, Fast Breaks, Bench for FUR and ARK.

Table with columns: Period by Period Scoring (1st, 2nd, TOT) for FUR and ARK.





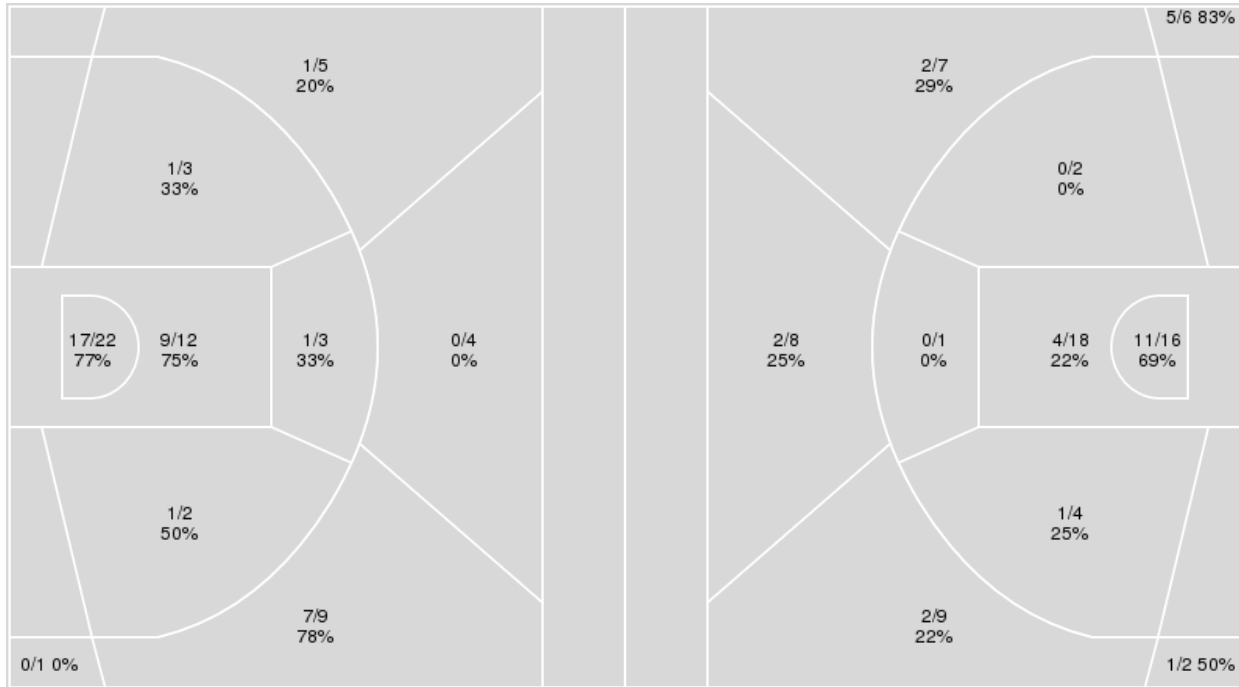
**Officials:** Don Daily, Bart Lenox, Mike Nance

{ Players => 0, 1, 2, 3, 4, 5, 6, 7, 8, 10, 11, 12, 15, 21, 24, 45; } FG  
 Types => All; Results => All;

{ Players => All; } FG Types => All; Results => All;

**Arkansas**

**Furman**



Arkansas	M/A	%
Field Goals	37/61	61
2 Points	29/42	69
3 Points	8/19	42
Free Throws	15/21	71

Furman	M/A	%
Field Goals	28/73	38
2 Points	16/41	39
3 Points	12/32	38
Free Throws	15/20	75



**Furman at Arkansas**

12/04/23 Bud Walton Arena, Fayetteville, Ark.  
2023-24 Men's Basketball

Game Time: 7:00 PM  
Game Duration: 1:58  
Attendance: 19,200

Officials: Don Daily, Bart Lenox, Mike Nance

**Furman**

No	Name	Mins		Score		Points Diff		Points per Min		Assists		Rebounds		Steals		Turnovers	
		On	Off	On	Off	On	Off	On	Off	On	Off	On	Off	On	Off	On	Off
0	PJay Smith	18:29	21:31	39 - 48	44 - 49	-9	-5	2.11	2.04	7	8	14	21	2	5	6	5
1	JP Pegues	36:16	03:44	78 - 91	5 - 6	-13	-1	2.15	1.34	15	0	28	7	7	0	10	1
4	Ben VanderWal	10:19	29:41	21 - 26	62 - 71	-5	-9	2.03	2.09	3	12	13	22	0	7	2	9
11	Carter Whitt	29:43	10:17	63 - 65	20 - 32	-2	-12	2.12	1.94	9	6	30	5	5	2	7	4
12	Davis Molnar	23:02	16:58	45 - 50	38 - 47	-5	-9	1.95	2.24	6	9	24	11	6	1	7	4
13	Garrett Hien	29:48	10:12	66 - 66	17 - 31	0	-14	2.22	1.67	12	3	23	12	5	2	5	6
15	Tyrese Hughey	13:32	26:28	27 - 38	56 - 59	-11	-3	1.99	2.12	8	7	11	24	3	4	4	7
21	Cooper Bowser	08:17	31:43	13 - 27	70 - 70	-14	0	1.57	2.21	2	13	9	26	0	7	5	6
24	Alex Williams	30:34	09:26	63 - 74	20 - 23	-11	-3	2.06	2.12	13	2	23	12	7	0	9	2

**Arkansas**

No	Name	Mins		Score		Points Diff		Points per Min		Assists		Rebounds		Steals		Turnovers	
		On	Off	On	Off	On	Off	On	Off	On	Off	On	Off	On	Off	On	Off
0	Khalif Battle	23:20	16:40	63 - 49	34 - 34	14	0	2.70	2.04	11	10	25	13	4	3	7	4
2	Trevon Brazile	27:51	12:09	64 - 55	33 - 28	9	5	2.30	2.72	11	10	24	14	4	3	7	4
3	El Ellis	11:46	28:14	29 - 27	68 - 56	2	12	2.46	2.41	5	16	10	28	1	6	4	7
4	Davonte Davis	37:37	02:23	93 - 78	4 - 5	15	-1	2.47	1.68	21	0	37	1	7	0	10	1
6	Layden Blocker	23:14	16:46	60 - 51	37 - 32	9	5	2.58	2.21	12	9	22	16	3	4	6	5
8	Chandler Lawson	17:34	22:26	52 - 41	45 - 42	11	3	2.96	2.01	13	8	19	19	3	4	4	7
11	Jalen Graham	08:11	31:49	13 - 14	84 - 69	-1	15	1.59	2.64	3	18	10	28	2	5	4	7
12	Tramon Mark	26:27	13:33	59 - 54	38 - 29	5	9	2.23	2.80	13	8	27	11	6	1	8	3
15	Makhi Mitchell	12:38	27:22	27 - 22	70 - 61	5	9	2.14	2.56	8	13	10	28	3	4	4	7
24	Jeremiah Davenport	11:22	28:38	25 - 24	72 - 59	1	13	2.20	2.51	8	13	6	32	2	5	1	10



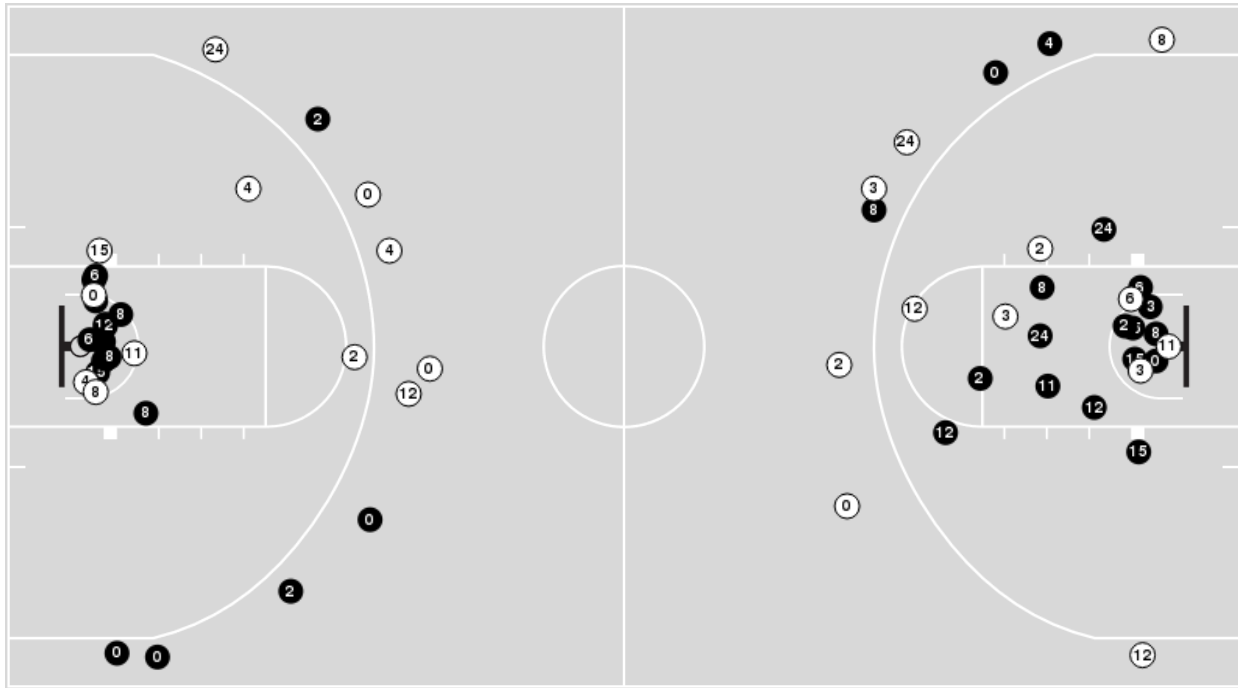


**Officials:** Don Daily, Bart Lenox, Mike Nance

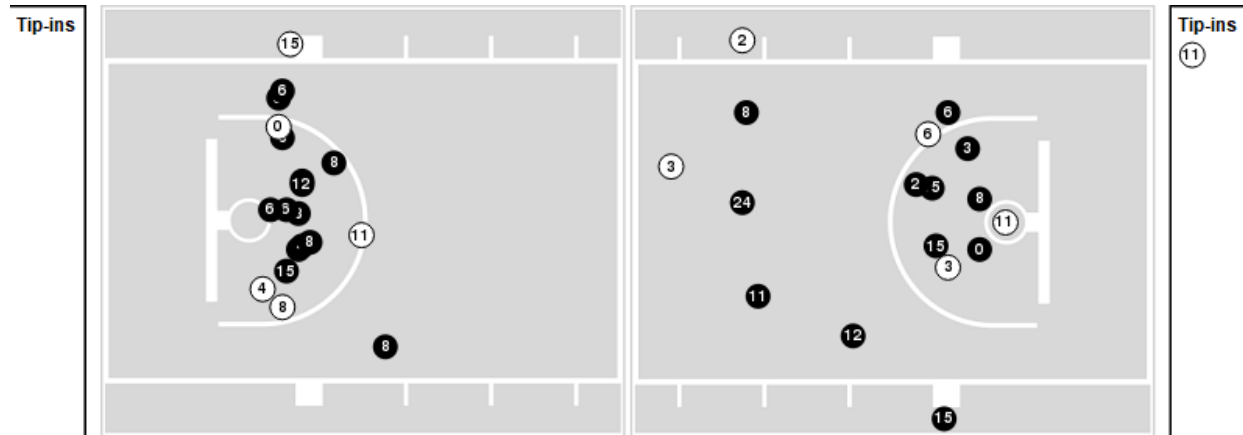
Players => 0, 1, 2, 3, 4, 5, 6, 7, 8, 10, 11, 12, 15, 21, 24, 45FG Types=>AllResults=>All

**Arkansas**

**All Field Goals**



**Blow Up Chart**



● Made ○ Missed N - Player Number

Arkansas	M/A	%
Field Goals	37/61	61
2 Points	29/42	69
3 Points	8/19	42
Free Throws	15/21	71

Arkansas	M/A	%
Points in the Paint	52 (26 / 34)	76
Fast Break Points	23 (16/18)	89
Second Chance Points	6 (4/7)	57
Effective FG%	67	



Furman at Arkansas

12/04/23 Bud Walton Arena, Fayetteville, Ark.
2023-24 Men's Basketball

Game Time: 7:00 PM
Game Duration: 1:58
Attendance: 19,200

Officials: Don Daily, Bart Lenox, Mike Nance

Furman

Table with columns: Lineup, Quarter On, Time On, Quarter Off, Time Off, Time on Court, Score, Score Diff, Reb, Stl, Tov, Ass, PPP. Contains 40 rows of game data.



**Furman at Arkansas**

12/04/23 Bud Walton Arena, Fayetteville, Ark.  
2023-24 Men's Basketball

**Game Time:** 7:00 PM  
**Game Duration:** 1:58  
**Attendance:** 19,200

**Officials:** Don Daily, Bart Lenox, Mike Nance

**Arkansas**

Lineup	Quarter On	Time On	Quarter Off	Time Off	Time on Court	Score	Score Diff	Reb	Stl	Tov	Ass	PPP
2- Brazile T/3- Ellis E/4- Davis D/8- Lawson C/24- Davenport J/	1	20:00	1	17:08	02:52	6-9	-3	0	1	0	1	1.2000
0- Battle K/2- Brazile T/3- Ellis E/4- Davis D/8- Lawson C/	1	17:08	1	14:26	02:42	10-3	7	4	0	1	2	2.0000
0- Battle K/2- Brazile T/6- Blocker L/12- Mark T/15- Mitchell M/	1	14:26	1	12:03	02:23	4-5	-1	1	0	1	0	1.3333
0- Battle K/2- Brazile T/4- Davis D/12- Mark T/15- Mitchell M/	1	12:03	1	11:34	00:29	0-0	0	0	0	0	0	0.0000
0- Battle K/4- Davis D/11- Graham J/12- Mark T/15- Mitchell M/	1	11:34	1	10:19	01:15	2-2	0	2	2	1	1	1.0000
3- Ellis E/4- Davis D/11- Graham J/12- Mark T/15- Mitchell M/	1	10:19	1	09:09	01:10	2-3	-1	2	0	1	0	1.0000
4- Davis D/6- Blocker L/11- Graham J/15- Mitchell M/24- Davenport J/	1	09:09	1	07:51	01:18	3-2	1	1	0	0	1	1.5000
3- Ellis E/4- Davis D/11- Graham J/15- Mitchell M/24- Davenport J/	1	07:51	1	06:03	01:48	4-3	1	1	0	1	1	1.3333
2- Brazile T/4- Davis D/8- Lawson C/12- Mark T/24- Davenport J/	1	06:03	1	02:47	03:16	6-3	3	4	1	0	3	1.2000
2- Brazile T/3- Ellis E/4- Davis D/8- Lawson C/12- Mark T/	1	02:47	1	01:02	01:45	3-3	0	3	0	0	0	1.0417
2- Brazile T/4- Davis D/6- Blocker L/8- Lawson C/12- Mark T/	1	01:02	2	20:00	01:02	0-2	-2	1	0	2	0	0.0000
0- Battle K/2- Brazile T/3- Ellis E/4- Davis D/8- Lawson C/	2	20:00	2	19:18	00:42	4-2	2	0	0	0	1	2.0000
0- Battle K/2- Brazile T/4- Davis D/6- Blocker L/8- Lawson C/	2	19:18	2	18:05	01:13	4-4	0	2	0	1	0	1.3889
0- Battle K/2- Brazile T/4- Davis D/6- Blocker L/11- Graham J/	2	18:05	2	16:47	01:18	2-3	-1	2	0	0	0	1.0638
0- Battle K/4- Davis D/6- Blocker L/11- Graham J/12- Mark T/	2	16:47	2	15:25	01:22	0-1	-1	2	0	1	0	0.0000
0- Battle K/4- Davis D/6- Blocker L/12- Mark T/15- Mitchell M/	2	15:25	2	14:11	01:14	3-2	1	1	0	0	1	1.5957
0- Battle K/2- Brazile T/4- Davis D/6- Blocker L/15- Mitchell M/	2	14:11	2	12:31	01:40	5-3	2	1	0	0	2	1.4535
4- Davis D/6- Blocker L/8- Lawson C/12- Mark T/15- Mitchell M/	2	12:31	2	11:10	01:21	4-2	2	1	1	0	2	1.3333
0- Battle K/4- Davis D/6- Blocker L/8- Lawson C/12- Mark T/	2	11:10	2	11:10	00:00	1-0	1	0	0	0	0	2.2727
0- Battle K/2- Brazile T/4- Davis D/6- Blocker L/12- Mark T/	2	11:10	2	09:39	01:31	7-0	7	1	2	0	0	2.4306
2- Brazile T/4- Davis D/6- Blocker L/12- Mark T/24- Davenport J/	2	09:39	2	07:31	02:08	6-7	-1	0	0	0	2	1.5000
0- Battle K/2- Brazile T/3- Ellis E/4- Davis D/12- Mark T/	2	07:31	2	06:44	00:47	0-4	-4	0	0	1	0	0.0000
0- Battle K/2- Brazile T/4- Davis D/6- Blocker L/12- Mark T/	2	06:44	2	02:41	04:03	7-7	0	5	0	1	0	1.0000
0- Battle K/4- Davis D/6- Blocker L/8- Lawson C/12- Mark T/	2	02:41	2	00:00	02:41	14-13	1	4	0	0	4	1.6432



**Furman at Arkansas**

12/04/23 Bud Walton Arena, Fayetteville, Ark.  
2023-24 Men's Basketball

**Game Time:** 7:00 PM  
**Game Duration:** 1:58  
**Attendance:** 19,200

**Officials:** Don Daily, Bart Lenox, Mike Nance

**Furman**

Lineup	Time	Score	Score Diff	Pts/Min	Reb	Stl	Tov	Ass	PPP
1- Pegues J/ 11- Whitt C/ 12- Molnar D/ 13- Hien G/ 24- Williams A/	09:45	18-20	-2	1.8462	7	3	0	4	1.0465
0- Smith P/ 1- Pegues J/ 13- Hien G/ 15- Hughey T/ 24- Williams A/	06:44	15-18	-3	2.2277	3	1	2	5	1.2500
0- Smith P/ 1- Pegues J/ 11- Whitt C/ 13- Hien G/ 24- Williams A/	05:01	16-14	2	3.1820	3	0	1	1	1.0929
1- Pegues J/ 4- VanderWal B/ 11- Whitt C/ 12- Molnar D/ 13- Hien G/	03:49	12-9	3	3.1441	5	0	0	2	1.5707
1- Pegues J/ 4- VanderWal B/ 11- Whitt C/ 12- Molnar D/ 21- Bowser C/	02:42	5-4	1	1.8519	2	0	1	0	1.2500
1- Pegues J/ 11- Whitt C/ 15- Hughey T/ 21- Bowser C/ 24- Williams A/	02:13	5-4	1	2.2556	4	0	1	2	1.2500
0- Smith P/ 11- Whitt C/ 12- Molnar D/ 13- Hien G/ 24- Williams A/	01:44	5-0	5	2.8846	3	0	0	0	1.6667
0- Smith P/ 4- VanderWal B/ 11- Whitt C/ 12- Molnar D/ 21- Bowser C/	01:31	0-6	-6	0.0000	2	0	1	0	0.0000
1- Pegues J/ 11- Whitt C/ 12- Molnar D/ 15- Hughey T/ 24- Williams A/	01:02	2-1	1	1.9355	2	2	1	0	0.6667
0- Smith P/ 1- Pegues J/ 12- Molnar D/ 13- Hien G/ 24- Williams A/	00:57	0-2	-2	0.0000	0	1	2	0	0.0000
1- Pegues J/ 11- Whitt C/ 13- Hien G/ 15- Hughey T/ 24- Williams A/	00:57	0-3	-3	0.0000	0	0	0	0	0.0000
0- Smith P/ 1- Pegues J/ 4- VanderWal B/ 15- Hughey T/ 24- Williams A/	00:53	2-3	-1	2.2642	1	0	0	1	1.0000
0- Smith P/ 1- Pegues J/ 15- Hughey T/ 21- Bowser C/ 24- Williams A/	00:48	0-5	-5	0.0000	0	0	0	0	0.0000
1- Pegues J/ 4- VanderWal B/ 12- Molnar D/ 15- Hughey T/ 21- Bowser C/	00:34	2-4	-2	3.4985	1	0	0	0	2.2727
0- Smith P/ 4- VanderWal B/ 11- Whitt C/ 12- Molnar D/ 13- Hien G/	00:29	0-0	0	0.0000	2	0	0	0	0.0000
1- Pegues J/ 11- Whitt C/ 12- Molnar D/ 21- Bowser C/ 24- Williams A/	00:29	0-4	-4	0.0000	0	0	2	0	0.0000
0- Smith P/ 1- Pegues J/ 4- VanderWal B/ 13- Hien G/ 15- Hughey T/	00:21	0-0	0	0.0000	0	0	0	0	0.0000
0- Smith P/ 1- Pegues J/ 12- Molnar D/ 15- Hughey T/ 21- Bowser C/	00:00	1-0	1	∞	0	0	0	0	2.2727



**Furman at Arkansas**

12/04/23 Bud Walton Arena, Fayetteville, Ark.  
2023-24 Men's Basketball

**Game Time:** 7:00 PM  
**Game Duration:** 1:58  
**Attendance:** 19,200

**Officials:** Don Daily, Bart Lenox, Mike Nance

**Arkansas**

Lineup	Time	Score	Score Diff	Pts/Min	Reb	Stl	Tov	Ass	PPP
0- Battle K/ 2- Brazile T/ 4- Davis D/ 6- Blocker L/ 12- Mark T/	05:34	14-7	7	2.5150	6	2	1	0	1.4170
0- Battle K/ 2- Brazile T/ 3- Ellis E/ 4- Davis D/ 8- Lawson C/	03:24	14-5	9	4.1176	4	0	1	3	2.0000
2- Brazile T/ 4- Davis D/ 8- Lawson C/ 12- Mark T/ 24- Davenport J/	03:16	6-3	3	1.8367	4	1	0	3	1.2000
2- Brazile T/ 3- Ellis E/ 4- Davis D/ 8- Lawson C/ 24- Davenport J/	02:52	6-9	-3	2.0930	0	1	0	1	1.2000
0- Battle K/ 4- Davis D/ 6- Blocker L/ 8- Lawson C/ 12- Mark T/	02:41	15-13	2	5.5901	4	0	0	4	1.6741
0- Battle K/ 2- Brazile T/ 6- Blocker L/ 12- Mark T/ 15- Mitchell M/	02:23	4-5	-1	1.6783	1	0	1	0	1.3333
2- Brazile T/ 4- Davis D/ 6- Blocker L/ 12- Mark T/ 24- Davenport J/	02:08	6-7	-1	2.8125	0	0	0	2	1.5000
3- Ellis E/ 4- Davis D/ 11- Graham J/ 15- Mitchell M/ 24- Davenport J/	01:48	4-3	1	2.2222	1	0	1	1	1.3333
2- Brazile T/ 3- Ellis E/ 4- Davis D/ 8- Lawson C/ 12- Mark T/	01:45	3-3	0	1.7143	3	0	0	0	1.0417
0- Battle K/ 2- Brazile T/ 4- Davis D/ 6- Blocker L/ 15- Mitchell M/	01:40	5-3	2	3.0000	1	0	0	2	1.4535
0- Battle K/ 4- Davis D/ 6- Blocker L/ 11- Graham J/ 12- Mark T/	01:22	0-1	-1	0.0000	2	0	1	0	0.0000
4- Davis D/ 6- Blocker L/ 8- Lawson C/ 12- Mark T/ 15- Mitchell M/	01:21	4-2	2	2.9630	1	1	0	2	1.3333
4- Davis D/ 6- Blocker L/ 11- Graham J/ 15- Mitchell M/ 24- Davenport J/	01:18	3-2	1	2.3077	1	0	0	1	1.5000
0- Battle K/ 2- Brazile T/ 4- Davis D/ 6- Blocker L/ 11- Graham J/	01:18	2-3	-1	1.5385	2	0	0	0	1.0638
0- Battle K/ 4- Davis D/ 11- Graham J/ 12- Mark T/ 15- Mitchell M/	01:15	2-2	0	1.6000	2	2	1	1	1.0000
0- Battle K/ 4- Davis D/ 6- Blocker L/ 12- Mark T/ 15- Mitchell M/	01:14	3-2	1	2.4324	1	0	0	1	1.5957
0- Battle K/ 2- Brazile T/ 4- Davis D/ 6- Blocker L/ 8- Lawson C/	01:13	4-4	0	3.2877	2	0	1	0	1.3889
3- Ellis E/ 4- Davis D/ 11- Graham J/ 12- Mark T/ 15- Mitchell M/	01:10	2-3	-1	1.7143	2	0	1	0	1.0000
2- Brazile T/ 4- Davis D/ 6- Blocker L/ 8- Lawson C/ 12- Mark T/	01:02	0-2	-2	0.0000	1	0	2	0	0.0000
0- Battle K/ 2- Brazile T/ 3- Ellis E/ 4- Davis D/ 12- Mark T/	00:47	0-4	-4	0.0000	0	0	1	0	0.0000
0- Battle K/ 2- Brazile T/ 4- Davis D/ 12- Mark T/ 15- Mitchell M/	00:29	0-0	0	0.0000	0	0	0	0	0.0000