



RAZORBACKS®

2023-24 Women's Basketball Game Notes

Kylie Magar | Assistant Director, Communications
E: kmagar@uark.edu | ArkansasRazorbacks.com

2023-24 SCHEDULE

Date	Opponent	Time	TV/RESULT
Nov. 7	ULM	7 PM	W, 81-76
Nov. 10	Murray State	10:30 AM	W, 82-79
Nov. 14	Little Rock	7 PM	W, 77-36
Nov. 17	at Arkansas State	7 PM	W, 82-67
Nov. 20	Central Arkansas	7 PM	W, 81-67
Nov. 24	WisconsinS	1 PM	W, 65-62
Nov. 25	MarquetteS	4 PM	L, 74-58
Nov. 30	at No. 15 Florida State	6 PM	W, 71-58
Dec. 3	No. 2 UCLA	2 PM	W, 81-66
Dec. 7	Louisiana Tech	7 PM	W, 100-60
Dec. 10	UAPB	1 PM	L, 74-70
Dec. 16	Samford!	12:30 PM	W, 68-54
Dec. 20	Illinois#	10 AM	W, 60-59
Dec. 21	UIC#	10 AM	W, 66-58
Dec. 31	Incarnate Word	1 PM	W, 67-48
Jan. 4	at Kentucky*	6 PM	L, 73-63
Jan. 7	Georgia*	1 PM	W, 83-43
Jan. 11	Mississippi State*	8 PM	L, 66-63
Jan. 14	at Alabama*	2 PM	W, 77-59
Jan. 21	at LSU*	4 PM	ESPN
Jan. 25	Kentucky*	7 PM	SECN+
Jan. 28	at Missouri*	2 PM	SECN+
Feb. 1	Alabama*	8 PM	SECN
Feb. 4	Auburn*	5 PM	SECN
Feb. 8	at Florida*	5 PM	SECN+
Feb. 12	at Tennessee*	6 PM	SECN
Feb. 18	Missouri*	3 PM	SECN
Feb. 22	at Texas A&M*	7 PM	SECN+
Feb. 25	Vanderbilt*	2 PM	SECN+
Feb. 29	South Carolina*	8 PM	SECN
March 3	at Ole Miss*	3 PM	SECN

March 6-10 SEC Tournament (Greenville, S.C.)

*-SEC Contest

S - Elevance Health Women's Fort Myers Tip-Off (Fort Myers, Fla.)

-- SEC/ACC Challenge (Tallahassee, Fla.)

! - Played in Simmons Bank Arena (North Little Rock, Ark.)

- West Palm Beach Classic (West Palm Beach, Fla.)

All Times CT

20 ARKANSAS AT LSU | PETE MARAVICH ASSEMBLY CENTER | SUNDAY, JAN. 21 AT 4 PM | ESPN

Arkansas
Razorbacks



LSU
Tigers

Record 14-5
Conference Record 2-2
NET (as of 1/19) 58
AP Poll N/A
USA Today Coaches Poll N/A
Head Coach Mike Neighbors
HC Record at UofA (Yrs) 134-82 (seventh season)
HC Career Record (Yrs) 232-123 (11th season)
Neighbors' Record vs. LSU 3-4

Record 17-2
Conference Record 4-1
NET (as of 1/19) 14
AP Poll 10
USA Today Coaches Poll 9
Head Coach Kim Mulkey
HC Record at LSU (Yrs) 77-10 (third season)
HC Career Record (Yrs) 709-114 (24th season)
Mulkey's Record vs. UofA 3-3

Last Starting Five



#43 MAKAYLA DANIELS

Gr. | G | 5-8 | Frederick, Md.

PPG	RPG	APG	MPG
10.8	4.4	2.5	32.7
SEC: 12.5	4.5	1.5	34.0



#23 CARLY KEATS

So. | G | 5-7 | Choctaw, Miss.

PPG	RPG	APG	MPG
5.9	1.0	0.4	18.9
SEC: 11.3	0.8	0.8	32.4



#2 SAMARA SPENCER

Jr. | G | 5-7 | Fort Lauderdale, Fla.

PPG	RPG	APG	MPG
13.8	4.7	3.3	33.3
SEC: 21.0	7.8	4.0	38.8



#4 SAYLOR POFFENBARGER

R-So. | G | 6-2 | Middletown, Md.

PPG	RPG	APG	MPG
10.5	12.8	1.8	32.5
SEC: 10.5	13.3	2.0	37.4



#30 MARYAM DAUDA

R-So. | F | 6-2 | Bentonville, Ark.

PPG	RPG	APG	MPG
8.5	7.1	1.2	28.4
SEC: 9.3	9.8	2.3	32.1

SNAPSHOT:

- Registered 16 points, 13 in second half, w/ three boards at Alabama
- Logged season-high 24 points vs. Georgia
- No. 7 on all-time scoring list (1,669)
- In the SEC, fourth in minutes/gm & 11th in steals/gm (1.9), third most points among active players
- SEC Preseason Second Team selection

SNAPSHOT:

- Coming off third straight start, logging seven points at Alabama
- Delivered career-high 16 points in 40 minutes in first career start vs. Georgia
- In SEC games, 8th in 3PT/gm (2.0) & 10th in 3PT% (.286)
- JUCO transfer, All-Conference at Jones College

SNAPSHOT:

- Coming off one of best career games w/ a double-double w/ 31 points & 14 rebounds at Alabama
- Came up w/ game-winning assist vs. Illinois
- Averaging 21.0 PPG, 7.8 RPG & 4.0 APG in SEC play
- In SEC, third in minutes/gm & 16th in scoring, as well as third in scoring, eighth in assists/gm & 11th in rebounds/gm in SEC games

SNAPSHOT:

- Came up w/ near double-double w/ nine points, 14 rebounds & one block at Alabama
- Logged four games w/ 19+ rebounds this season
- Broke school record for individual game rebounds with 23 at #15 FSU
- Leads SEC in def. rebounds/gm (10.3) and rebounds/gm, which are first & second in the NCAA

SNAPSHOT:

- Coming off near triple-double w/ a school record 10 blocks, 12 rebounds and eight points w/ five assists, two steals & no fouls at Alabama
- Had game-winning layup vs. Illinois
- No. 3 in blocks/game (2.4) in the SEC, with her 45 total blocks ranked No. 11 in the NCAA, No. 13 in rebounds/gm & first in blocks in SEC games (4.0) in the league

FOLLOW, WATCH & LISTEN



@RAZORBACKWBB

TV: ESPN

On the Call: Tiffany Greene and Nikki Fargas

Razorback Sports Network from Learfield (Radio)

Phil Elson - <http://143.223.155.160/audio>

Fayetteville - KQSM-FM-92.1 /// KYNG-AM - 1590*

Fort Smith - KFPW-AM-1230 /// KHGG-AM-1580



2023-24 NOTES

NEIGHBORHOOD WATCH

■ Arkansas women's basketball got back in the winning column with a big-time SEC road win at Alabama, 77-59. The Hogs were down by as many as 11 in the first quarter, but were able to outscore the Crimson Tide 47-27 in the second half.

■ In the game at Alabama, **Maryam Dauda** delivered 10 blocks, which broke a 35-year-old school record previously held by **Robyn Irwin** in 1987. She also had the first double-double through rebounds and blocks (12 rebounds and 10 blocks) in school history, and with **Samara Spencer's** double-double (31 points and 14 rebounds), the two are the first Hogs to have a double-double in the same game since 2017.

■ Arkansas is in a three-way tie for fourth in the league with a 2-2 SEC mark.

■ Coming off a bye on Thursday, Arkansas will hit the road to take on the defending NCAA National Champions LSU. The Tigers are ranked No. 10 in the AP Poll going into Sunday's game.

■ The Tigers play a tight rotation like the Hogs, and all five starters are averaging double digits in scoring.

■ LSU has won 28 straight home games (16 straight home SEC contests), which is tied for the third longest streak in the country (South Carolina leads with 50 straight home wins).

■ Historically, the Hogs are 3-6 against No. 10 teams in the country, as well as 13-46 against teams ranked 6-10.

■ Arkansas' highest ranked win in school history was against LSU in 2003 when the Tigers were ranked No. 2 in the country and the Hogs defeated LSU, 82-72, in Fayetteville.

■ The last time Arkansas defeated a reigning NCAA National Champion was Tennessee in the 1996-97 season (W, 77-75). With no NCAA Tournament in 2020, Arkansas defeated Baylor during the 2020-21 season (W, 83-78), as the Bears were technically still the reigning National Champions.

■ **Taliah Scott** leads the Hogs in scoring with 22.25 points per game and is one of two players in the SEC to average 20.0+ points per game, while also leading the SEC in minutes with 36.32 per game. She is eighth in points per game in the NCAA.

■ **Saylor Poffenbarger's** presence on the glass has been something to see, as she has established herself as one of the top defensive rebounders in the country. She leads the team and the league in rebounds/game (12.84) and defensive rebounds/game (10.32). **Poffenbarger** is second in the NCAA in both categories and has pulled down 244 boards in just 19 games, while needing just one more to capture 500 career boards.

■ **Poffenbarger** broke the school record for individual game rebounds with 23 against Florida State. She has had four games with 19+ boards this year, which is the only time an Arkansas player has had that many 19+ rebound games in their career.

■ **Samara Spencer** leads the team with 62 assists. Her 312 career assists is No. 15 on the career list and she is No. 24 on the all-time scoring list with 1,173.

■ **Dauda** has been a big contributor in the post, pacing the team with 45 blocks. Her 10 blocks vs. Alabama is tied for the second most by a player in the NCAA this season.

■ **Makayla Daniels** is an elite defender and leads the team with 36 steals. She is the highest scoring point guard in school history with 1,669 points, which is the seventh most in school history, while holding a program's most starts and games played records with 141. **Daniels** was selected on the All-SEC Preseason Second Team, as chosen by the league's coaches.

■ The Hogs lead the league in 3-pointers per game (9.1), which is 16th in the NCAA and 3-point attempts per game (29.7), third in the country.

■ Arkansas is one of two schools in the SEC to have finished in the top 50 in NET/RPI rankings in the past four years (South Carolina the other), and one of three in the SEC to qualify for the past five consecutive postseason tournaments (SC and Tennessee the others, including 2020 when the tournament was cancelled due to COVID-19).

■ Head coach **Mike Neighbors** returns three starters from the 2022-23 team, seven total returners, while bringing in the No. 17 ranked recruiting class, according to ESPN.

■ **Scott** comes to Fayetteville as a five-star prospect, No. 11 in the country, logging 36.2 points, 9.2 rebounds, 4.8 assists and 3.0 steals per game during her senior year of high school. Fellow freshman **Jenna Lawrence** was a four-star recruit, No. 61 recruit in the country, out of Farmington High School down the road, who won the 2023 4A Girls State Championship.

Maryn Archer was a January enrollee and three-star player out of Kansas, while JUCO transfer **Carly Keats** and Spanish National Team member **Cristina Sanchez Cerqueira** make up one of the most talented recruiting classes Arkansas has seen.

SCOUTING LSU ABOUT THE TIGERS

■ LSU is 17-2 and was on a 16-game winning streak until dropping its first league game at Auburn, 67-62. The Tigers came back, defeating Alabama on the road Thursday, 78-58.

■ In the SEC Preseason Polls, the Tigers were picked to finish first in both the media and coaches polls.

■ The Tigers won the 2023 NCAA National Championship after defeating Iowa in the title game, 102-85. LSU finished 34-2 and 15-1 in the SEC to round out second in the league.

■ LSU had the most picks to the SEC Preseason Team, highlighted by **Angel Reese**, who was tabbed the SEC Preseason Player of the Year and was on the Preseason First Team by the media and coaches. **Reese** won all sorts of awards, including the 2023 Sporting News Athlete of the Year, averaging 23.0 points and 15.4 rebounds per game last season.

■ Louisville transfer **Hailey Van Lith** was chosen on the Preseason All-SEC First Team in both polls, coming off averaging 19.7 points per game with 119 total assists for the Cardinals. The 2023 SEC Freshman of the Year in **Flaujae Johnson** was picked to the All-SEC Preseason First Team by the media and Second Team by the coaches, logging 11.0 points and 5.9 rebounds per game last year. DePaul transfer **Aneesah Morrow** was chosen on the Preseason Second Team in both polls, averaging 25.7 points and 12.2 rebounds per game with 87 steals last season.

■ **Reese** paces the Tigers with 20.1 points per game and 11.8 rebounds per game.

■ **Van Lith** leads the way with 68 assists and averages 11.1 points per game.

■ **Morrow** has a team's most 52 steals and 24 blocks, while averaging 18.4 points and 9.8 boards per game.

■ Starters **Mikaylah Williams** and **Johnson** average 16.2 points and 13.2 points/game, apiece.

ABOUT THE HEAD COACH

■ **Kim Mulkey** is the fastest coach to earn 700 career wins, doing so in 813 games.

■ **Mulkey** has led her teams to seven National Championships, including last season, nine National Coach of the Year titles and nine Hall of Fame inductions.

BENCHMARK PERFORMANCES

10+ POINTS	19-20	20-21	21-22	22-23	23-24	TOT
Taliah Scott	-	-	-	-	15	15
Samara Spencer	-	-	20	27	13	60
Makayla Daniels	12	19	19	27	11	88
Saylor Poffenbarger	-	-	-	13	10	23
Maryam Dauda	-	-	-	4	7	11
Carly Keats	-	-	-	-	4	4
Jenna Lawrence	-	-	-	-	1	1
Sasha Goforth	-	12	21	-	-	33
Emrie Ellis	-	-	1	0	-	1

20+ POINTS	19-20	20-21	21-22	22-23	23-24	TOT
Taliah Scott	-	-	-	-	10	10
Samara Spencer	-	-	3	8	4	15
Makayla Daniels	2	1	5	5	2	15
Sasha Goforth	-	2	1	-	-	3
Saylor Poffenbarger	-	-	-	2	-	2

30+ POINTS	19-20	20-21	21-22	22-23	23-24	TOT
Taliah Scott	-	-	-	-	2	2
Samara Spencer	-	-	0	1	1	2
Makayla Daniels	0	0	2	1	-	3

5+ 3-POINTERS	19-20	20-21	21-22	22-23	23-24	TOT
Taliah Scott	-	-	-	-	3	3
Makayla Daniels	1	0	1	0	2	4
Samara Spencer	-	-	1	2	-	3
Sasha Goforth	-	1	0	-	-	1

50+ FG% (8 FGA)	19-20	20-21	21-22	22-23	23-24	TOT
Makayla Daniels	4	3	9	4	4	24
Samara Spencer	-	-	8	8	3	19
Taliah Scott	-	-	-	-	3	3
Maryam Dauda	-	-	-	0	3	3
Saylor Poffenbarger	-	-	-	5	1	6
Sasha Goforth	-	5	7	-	-	12

10+ REBOUNDS	19-20	20-21	21-22	22-23	23-24	TOT
Saylor Poffenbarger	-	-	-	9	13	22
Maryam Dauda	-	-	-	0	4	4
Samara Spencer	-	-	0	0	1	1
Sasha Goforth	-	1	3	-	-	4
Makayla Daniels	0	0	1	0	-	1

20+ REBOUNDS	19-20	20-21	21-22	22-23	23-24	TOT
Saylor Poffenbarger	-	-	-	-	2	2

5+ ASSISTS	19-20	20-21	21-22	22-23	23-24	TOT
Samara Spencer	-	-	5	13	5	23
Makayla Daniels	3	2	6	4	2	18
Maryam Dauda	-	-	-	0	1	1
Saylor Poffenbarger	-	-	-	6	-	6
Sasha Goforth	-	1	0	-	-	1

3+ BLOCKS	19-20	20-21	21-22	22-23	23-24	TOT
Maryam Dauda	-	-	-	1	6	7
Saylor Poffenbarger	-	-	-	3	4	7
Sasha Goforth	-	1	11	-	3	15
Emrie Ellis	-	-	2	0	1	3

10+ BLOCKS	19-20	20-21	21-22	22-23	23-24	TOT
Maryam Dauda	-	-	-	0	1	1

3+ STEALS	19-20	20-21	21-22	22-23	23-24	TOT
Makayla Daniels	5	4	1	10	6	26
Saylor Poffenbarger	-	-	-	0	5	5
Maryam Dauda	-	-	-	0	2	2
Samara Spencer	-	-	2	5	1	8
Sasha Goforth	-	1	2	-	1	4

DOUBLE-DOUBLES	19-20	20-21	21-22	22-23	23-24	TOT
Saylor Poffenbarger	-	-	-	4	6	10
Maryam Dauda	-	-	-	0	2	2
Samara Spencer	-	-	0	2	1	3
Sasha Goforth	-	1	3	-	-	4
Makayla Daniels	0	0	1	0	-	1

Stat Comparison

UA	LSU
72.6	91.3
62.8	61.1
.381	.487
.368	.367
.307	.328
9.1	4.2
.714	.737
41.1	46.6
10.9	17.4
13.0	15.6
+2.4	+7.3
6.9	12.3
5.9	5.6

2023-24 SOUTHEASTERN CONFERENCE STANDINGS

CONFERENCE STANDINGS												
	CONFERENCE				OVERALL					Streak	vs. T10	vs. T25
	W-L	Pct.	H	A	W-L	Pct.	H	A	N			
South Carolina	4-0	1.000	2-0	2-0	16-0	1.000	8-0	6-0	2-0	W16	2-0	4-0
LSU	4-1	.800	2-0	2-1	17-2	.895	11-0	4-1	2-1	W1	1-0	1-1
Tennessee	4-1	.800	2-0	2-1	11-6	.647	7-2	3-2	1-2	W1	0-0	1-3
Vanderbilt	4-1	.800	2-1	2-0	17-2	.895	11-1	4-1	2-0	W1	0-1	0-1
Arkansas	2-2	.500	1-1	1-1	14-5	.737	7-3	3-1	4-1	W1	0-1	1-1
Ole Miss	2-2	.500	1-1	1-1	12-5	.706	6-3	3-2	3-0	L1	0-1	0-2
Texas A&M	2-2	.500	2-0	0-2	14-3	.825	11-0	2-3	1-0	W1	0-1	0-1
Alabama	2-3	.400	0-3	2-0	15-5	.750	10-3	3-1	2-1	L2	0-1	1-1
Mississippi State	2-3	.400	1-2	1-1	15-5	.750	8-3	4-2	3-0	L1	0-1	0-1
Missouri	2-3	.400	1-2	1-1	11-7	.611	8-2	2-3	1-2	W2	0-2	1-3
Florida	1-3	.250	1-1	0-2	10-6	.625	5-2	2-4	3-0	W1	0-1	0-2
Kentucky	1-3	.250	1-1	0-2	8-10	.444	8-3	0-4	0-3	L3	0-3	0-6
Auburn	1-4	.200	1-1	0-3	12-6	.667	9-2	3-4	0-0	L1	1-0	1-0
Georgia	1-4	.200	1-1	0-3	10-8	.556	6-3	1-4	3-1	L4	0-0	0-0

2023-24 SEC Preseason

Media Poll

- LSU
- South Carolina
- Tennessee
- Ole Miss
- Mississippi State
- Arkansas**
- Georgia
- Texas A&M
- Alabama
- Florida
- Missouri
- Auburn
- Kentucky
- Vanderbilt

2023-24 SEC Preseason

Coaches' Poll

- LSU
- South Carolina
- Tennessee
- Ole Miss
- Mississippi State
- Texas A&M
- Arkansas**
- Alabama
- Georgia
- Florida
- Missouri
- Auburn
- Vanderbilt
- Kentucky

■ She was previously at Baylor for 21 years, logging over 600 wins for the Bears. She was previously the associate head coach and assistant coach at Louisiana Tech, her alma mater, where as a player, she led the Lady Techsters to a 1982 NCAA National Championship, a 1983 NCAA National Runner-Up, three NCAA Final Fours and a 1981 AIAW National Championship

■ SERIES HISTORY OF LSU VS. ARKANSAS

■ LSU has the 35-19 advantage over Arkansas in the all-time series, as Sunday's game marks the 55th of the series, which is the longest all-time series for Arkansas

■ Arkansas is 3-2 in the last five games of the series and 4-6 in the last 10

■ Head coach **Mike Neighbors** is 3-4 against LSU

■ Arkansas and LSU faced off twice last season, as the Hogs dropped both games. In the first game at home, Arkansas fell, 69-45. **Samara Spencer** registered 17 points and **Makayla Daniels** recorded 10 points and six boards in that first game. Arkansas came up just short in the second game, dropping a close one, 79-76. **Spencer** recorded 13 points and six assists and **Daniels** had 11 points and four steals. **Maryam Dauda** came off the bench to play 13 minutes and logged 11 points, four boards and two blocks

LAST TIME OUT

■ Arkansas came back by being down by 11 in the first quarter to defeat Alabama in Tuscaloosa, 77-59

■ **Samara Spencer** registered her second career 30-point game, logging a season-high 31 points. She added 14 rebounds, her first 10+ rebound game

■ **Maryam Dauda** followed up a great performance against Mississippi State, finishing just shy of a triple-double with eight points, 12 rebounds and a record-breaking 10 blocks. She added five assists, two steals and did not commit any fouls, while playing all 40 minutes. She became the first Hog to tally a double-double with rebounds and blocks

■ **Makayla Daniels** recorded 16 points, 13 in the second half, with three rebounds in 26 minutes, while battling an illness

■ Just shy of a double-double and one board shy of 500 career rebounds, **Saylor Poffenbarger** recorded nine points and 14 rebounds

■ **Karley Johnson** played the most valuable minutes of her career, logging 20.5 minutes and tallying three points and four boards in 5.5 minutes

■ **Carly Keats** finished with seven points and 34.5 minutes played. **Jenna Lawrence** recorded three points and four boards in 5.5 minutes

■ Arkansas outrebounded Alabama, 52-35, while pulling down a season-high 21 offensive rebounds

■ The Hogs dominated in the paint with 40 points in the paint compared to Alabama's 24, while logging 22 points off turnovers vs. Alabama's nine

■ Arkansas logged its 10th straight win in Tuscaloosa, which improved the program's record vs. Alabama to 27-16 in the all-time series

AN ARKANSAS WIN MEANS...

■ Winning two straight SEC games

■ Defeating a reigning NCAA National Champion for the second time in school history (third if counting Baylor win in 2020-21 with no 2020 NCAA Tournament)

■ Breaking LSU's 28-game home winning streak and 16-home SEC game winning streak

■ Snapping a two-game losing skid to LSU

■ Defeating the reigning NCAA National Champions

■ Arkansas' second top 15 win of the year, both on the road

■ Taking down a top 10 team, the highest ranked win for the Hogs since 2021 (vs. No. 4 UConn)

■ Going 4-2 in the last six games of the series

POFF OFF, QUEEN SAYLOR

■ **Saylor Poffenbarger** is a big guard who can be placed at all five positions on offense and defense. She has established herself as one of the best defensive rebounders in the country

■ Just one rebound shy of 500 in her career, having the opportunity to achieve the feat in just 57 games

■ Finished with nine points, 14 rebounds, including five on the offensive end, and one block and steal at Alabama despite having to sit on the bench early with three fouls

■ Has four games with 19+ rebounds this season, being the only player in Arkansas history to achieve this feat in their career

■ Broke the single-game rebounding record with 23 boards at No. 15 Florida State. The rebounding record was previously held by **Shelly Wallace** for 35 years, who had 22 rebounds vs. SMU on Feb. 13, 1988

■ Notable rebounding performances: 21 (3 0, 18 D) vs. ULM, 14 (4 0, 10 D) at Arkansas State, 23 (4 0, 19 D) at Florida State, 19 (5 0, 14 D) vs. Illinois, 19 (2 0, 17 D) vs. UIW, 15 (2 0, 13 D) at Kentucky, 17 (4 0, 13 D) vs. Georgia and 14 (5 0, 9 D) at Alabama

■ Logged 10+ boards in 14 games, 15+ boards in six games and 20+ boards in two games

■ SEC statistical rankings: first in rebounds/game (12.84) and defensive rebounds/game (10.32), fifth in minutes/game (32.51), seventh in 3-point attempts (101), 10th in blocks/game (1.47), 10th in double-doubles (6), 11th in 3-pointers/game (1.74) and 14th in steals/game (1.74)

■ SEC games statistical rankings: first in defensive rebounds/game (10.0), third in rebounds/game (13.25) and minutes/game (37.38), seventh in offensive rebounds/game (3.25), eighth in 3-pointers/game (2.0) and 3-point percentage (.320) and ninth in blocks/game (1.50)

■ NCAA statistical rankings: first in defensive rebounds/game, second in rebounds/game and total rebounds (244), as well as 49th in double-doubles

■ Among active SEC players, sits No. 15 in career rebounds (499) in 1.5 seasons

■ Leads team in rebounds, defensive rebounds (196) and offensive rebounds (48)

■ Has logged 18 more offensive rebounds in 19 games this year than she registered all season in 2022-23 (48 vs. 30)

■ **Poffenbarger** is one rebound away from 500 career boards and sits No. 6 in career defensive rebounds at Arkansas with 421. This season, her 196 defensive rebounds is fourth and her 244 total rebounds is eighth in school history, while her six double-doubles is tied for the fifth most in a single season in school history (since 2002-03)

■ Named to All-SEC Freshman Team and racked up five SEC Freshman of the Week awards, which tied a school record, in 2022-23
 ■ Spent second half of the 2020-21 season at UConn as an early enrollee, the No. 30th ranked player in the 2021 class

SUNSHINE STATE STUD

■ South Florida product **Samara Spencer** has made an impact for the Hogs from the moment she stepped foot on campus

■ One of the fastest on the court by easily beating her defenders to the rack, gets to the free throw line frequently and catches fire from beyond the arc

■ Coming off one of the best performances of her career, logging her third career double-double, first this season, behind a season-high 31 points and a career-high 14 rebounds. She also tallied three assists and two steals with a career-high 29 field goal attempts vs. the Tide

■ Has been playing her best ball as of late, registering 21.0 points, 7.8 rebounds and 4.0 assists per game during the first four SEC contests

■ Has recorded four 20-point games, one 30-piece this season

■ Surpassed 1,000 career points to become the 33rd member of the 1K club at Arkansas at No. 15 Florida State with 15 points

■ SEC statistical rankings: third in free throw makes (68), free throw attempts (92) and minutes/game (33.26), seventh in field goal attempts (237), 13th in free throw percentage (.739), 15th in assists/game (3.26) and 16th in scoring (13.84)

■ SEC games statistical rankings: first in minutes/game (38.75), third in scoring (21.0), fifth in defensive rebounds/game (6.25), eighth in assists/game (4.0), 11th in rebounds/game (7.75) and 14th in assist/turnover ratio (1.0) and free throw percentage (.793)

■ NCAA statistical rankings: 40th in free throw attempts and 46th in free throw makes

■ Leads team in assists (62) and free throw attempts

■ Sits at No. 15 on the career all-time assists charts at Arkansas with 312 and No. 24 in career points (1,173)

■ Among active SEC players, fourth in career assists and eighth in career scoring, being one of 11 in the league to score 1K points in their SEC playing careers

■ Finished her sophomore campaign with 27 double-digit scoring games, eight 20-point performances, two double-doubles in points and assists and had 13 games with 5+ assists

■ Logged a career-high 32 points vs. Oral Roberts, shooting 10-of-17 from the field with a career-high six 3-pointers last season

■ Named the 2022 SEC Freshman of the Year

RETURN OF THE MAK

■ Granted a fifth year of eligibility due to COVID-19, **Makayla Daniels** is making the most of it and finishing what she started at Arkansas

■ Scrappy player, creates for herself and teammates and an incredibly underrated defender who can hold a team's leading perimeter player to below their scoring average

■ Battling an illness, still came up big for the Hogs at Alabama, in which she tallied 16 points, 13 in the second half, going 3-of-5 from beyond the arc and tallying three boards

■ Logged a season-high 24 points with five 3-pointers with seven rebounds, three assists and a season-high five steals vs. Georgia

■ Named to Fort Myers Tip-Off All-Tournament Team, having logged a game-high 22 points off five 3-pointers with eight rebounds vs. Wisconsin, as well as registered six assists vs. Marquette

■ SEC statistical rankings: fourth in minutes/game (32.66), 11th in steals/game (1.89) and 14th in 3-pointers/game (1.68)

■ SEC games statistical rankings: sixth in 3-pointers/game (2.25), seventh in 3-point percentage (.346) and 14th in minutes/game (33.99)

■ Holds second most steals (228), third most points (1,669) and assists (362) and 13th most rebounds (508) among active players in the SEC

WHAT'S HE SAYIN'?

Trying to figure out what Coach Neighbors is saying on the bench? Don't worry – he has a language all his own.

Coach Neighbors plays Positionless Basketball. Instead of having guards, forwards and centers, he has Rabbits, Rackers, Locks and Dragons.



Rabbits run the floor and look to score quickly with a layup.



Rackers bring the ball up the floor and are trying to get to the rack.



Locks, generally good three-point shooters, are trying to win the race to the corners.



The Dragon is the last player down the court, dragging behind the others.

■ School record holder in games played and started at Arkansas, both with 141

■ **Daniels** has started in every game since her freshman year, being just one of 16 in the country to start in all games available for with 100+ starts

■ Highest scoring point guard in school history and is now No. 7 on the all-time scoring list

■ Arkansas records: holds games started and games played records, third in minutes (4088), fourth in steals (228), fifth in free throws made (402), free throws attempted (527) and 3-pointers attempted (611), sixth in 3-pointers made (211), 10th in assists and 29th in rebounds

■ Leads team in steals (36) and 3-point percentage (.348)

■ The only player in school history to register 1,600 points, 500 rebounds, 300 assists and 200 steals in their career

■ One of three SEC WBB players selected to participate in the NCAA Above the Rim Summit during the Final Four Weekend in Cleveland from April 5-7

■ Named All-SEC Preseason Second Team twice in a row, including at the beginning of this 2023-24 season

■ Paced the team with 56 steals and was third in scoring with 13.2 points/game last season

■ Logged 27 double-digit scoring games with 12 4+ assists contests in 2022-23

■ Was No. 1 on Sportscenter for her buzzer beater against Vanderbilt

KEEPING IT 100

→ **Makayla Daniels** is one of 15 players in collegiate women's basketball to start in all games they have appeared in with a minimum 100 contests

→ Third for most starts among active players

■ 143 - Kyla McMakin (St. Louis)

■ 142 - Jordan King (Marquette)

■ **141 - Makayla Daniels (Arkansas)**

■ 139 - Elizabeth Kitley (Virginia Tech)

■ 138 - Courtney Whitson (Middle Tennessee)

■ 135 - Darian White (Nebraska)

■ 128 - Ivy Turner (EKU)

■ 127 - Anna DeWolfe (Notre Dame)

■ 123 - Kenna Squier (NJIT)

■ 119 - Caitlin Clark (Iowa)

■ 118 - Amber Brown (St. Johns)

■ 118 - Delaney Richason (Vermont)

■ 118 - Emma Utterback (Vermont)

■ 116 - Leilani McIntosh (Cal)

OUR RECORD WHEN...

Overall	14-5
Home / Away / Neutral	7-3/3-1/5-1
SEC	2-2
Home / Away	1-1/1-1
White Uniforms	9-3
Cardinal Uniforms	3-2
Anthraccite Uniforms	1-0
Turquoise Uniforms	1-0

LEADS/QUARTERS/HALFTIME/OT

Leading after the 1st quarter	10-2
Leading after the 2nd quarter/Half	11-1
Leading after the 3rd quarter	12-1
Leading at the half, home	6-1
Leading at the half, road/neutral	5-0
Tied at the half, home	0-0
Tied at the half, road/neutral	0-0
Games decided by 5 points or fewer	4-2
Games decided by 10 points or fewer	5-3
Leading with 5:00 left	14-0
Leading with 2:00 left	13-0
Overtime games	0-0

OFFENSE

Scoring less than 70 points	5-4
Scoring 70-79 points	3-1
Scoring 80-89 points	5-0
Scoring 90-99 points	0-0
Scoring 100+ points	1-0
2 Players Or Less in Double Figures	3-1
3 Players in Double Figures	5-3
4 Players in Double Figures	4-1
5 Players in Double Figures	2-0
5+ Players in Double Figures	0-0
When shooting 50 percent or higher	1-0
When shooting less than 50 percent	13-5

REBOUNDING/TURNOVERS

When outrebounding opponent	9-0
When outrebounded	5-5
When rebounds are even	0-0
When grabbing 10+ offensive reb	9-2
When forcing 15+ turnovers	9-3
When committing less than 15 turnovers	10-2
When committing 15+ turnovers	4-3

Top Scorers (Includes Ties)

Scott	
ULM, MSU, LR, @A-State, UCA, MU, @FSU, UCLA, LA Tech, UAPB, UofI, UIC, UIW	
Spencer	SAM, UofI, @UK, @Bama
Daniels	UW, UGA
Dauda	MSU
Poffenbarger	UCA

Top Rebounders (Includes Ties)

Poffenbarger	
ULM, MSU, LR, @A-State, MU, @FSU, UCLA, LA Tech, UAPB, SAM, UofI, UIC, UIW, @UK, UGA, @Bama	
Dauda	UCA, UW, MSU
Spencer	@Bama

Months

November	7-1
December	5-2
January	2-2
February	0-0
March	0-0

- [illegible]

2 Only two schools have finished in the top 50 in the RPI/NET for the past four seasons: Arkansas and South Carolina

appearance

REPPIN' HER HOME STATE

■ **Jenna Lawrence** was a four-star prospect and No. 61 overall player in the 2023 HoopGurlz Recruiting Rankings
 ■ Has brought valuable minutes to the court, logging three points and four rebounds in nearly 5.5 minutes at Alabama
 ■ Provided a big spark for the Hogs when the team was in an extended scoring drought vs. Mississippi State, logging six points off two 3-pointers, her first multi-3-pointer game of her career
 ■ Recorded her first career double-digit scoring game with 10 points off 3-of-4 shooting from the field vs. LA Tech
 ■ Led Farmington High School to a 4A girls state championship, being named the MVP after averaging 18.7 points and 7.1 rebounds per game as a senior

SPANISH SPECIAL

■ Arkansas WBB's seventh ever international player in **Cristina Sanchez Cerqueira** is a member of the Spanish National Team
 ■ Has played in two SEC games, logging 2.5 minutes and tallying one rebound and block vs. Georgia
 ■ Came up with first collegiate field goal vs. Marquette
 ■ Represents her country in 3x3 tournaments, including just recently at the FIBA 3x3 World Cup in Debrecen, Hungary
 ■ With Segle XXI, played in 26 games, averaging 6.4 points, 5.4 rebounds and 1.3 steals per game last season

LET'S GO 55

■ **Emrie Ellis** is always ready to take the court when her name is called, benefitting from playing a lot as a freshman
 ■ Played 2.5 minutes with one defensive board vs. Mississippi State
 ■ Made her first appearance back on the court vs. Georgia after missing the previous six games due to Tommy John, playing five minutes vs. the Bulldogs
 ■ Logged a season-high three blocks at No. 15 Florida State
 ■ Her presence was huge at Arkansas State, where she knocked down back-to-back 3-pointers to finish with six points and one assist, while tallying a +20 efficiency in less than 13 minutes played
 ■ Last year as a sophomore, she played in 28 games, tacking on more valuable minutes in the latter part of the season
 ■ As a freshman, **Ellis** rejected five shots against UAPB, which was the most blocks in a single game by a Hog freshman since 2014
 ■ No. 48 overall recruit in ASGR's 2021 recruiting rankings and named Ada News All-Area Co-Player of the Year in 2021

WHO IS READY FOR SOME BEA-BALL?

■ All-American soccer player **Bea Franklin** has joined the Hogs (as of late November) after an incredible five-year collegiate career on the pitch
 ■ Will not be with the team for the next few weeks, as she has been drafted in the NWSL by the Chicago Red Stars in the third round, 41st overall pick
 ■ Has played in three basketball games, most recently 2.5 minutes vs. Georgia
 ■ Her first collegiate basketball game appearance was vs. LA Tech, in which she logged five minutes and pulled down a rebound
 ■ **Franklin** was a three-sport athlete at Seattle Prep, playing soccer, basketball and tennis
 ■ She led Seattle Prep to a 20-9 record in 2016-17, averaging 9.9 points, 4.6 rebounds, 4.1 assists and 1.5 steals per game that year. This was all happening while **Mike Neighbors** was the head coach at Washington
 ■ She is coming off being named the 2023 SEC Midfielder of the Year and Scholar-Athlete

of the Year, while a two-time All-SEC recipient
 ■ **Franklin** led the Hogs in goals (9), assists (9) and points in 2023

WE LOVE OUR KJ

■ **Karley Johnson** has played in seven games this season
 ■ Came up big when the Hogs needed her the most, logging a career-high 20.5 minutes, the most valuable of her career, with three points, two offensive rebounds and a +16 +/-
 ■ **Johnson** had a career-high five points vs. Georgia, logging a 3-pointer and going 2-of-4 from the free throw line, while also drawing three fouls in five minutes played
 ■ Made her first appearance of the season against Little Rock, playing all 10 minutes in the fourth quarter, logging two offensive rebounds and one steal
 ■ Played in 10 games as a freshman in 2022-23

HOGS ON HOGS ON HOGS!

■ A 5-11 product out of Fayetteville High School, **Loren Lindsey** joined the team as a walk-on, appearing in nine games as a freshman
 ■ **Lindsey** made her first appearance of the season vs. Little Rock, coming off injury, logging one assist in 3.5 minutes
 ■ **Maryn Archer** enrolled early in January with the Hogs, coming into Fayetteville as a three-star prospect
 ■ Prep Girls listed her as the No. 29th overall recruit in the country

PHENOM PHOENIX

■ Fall signee **Phoenix Stotijn** is enrolling early to Arkansas, and is a member of the Netherlands National Team
 ■ Will not play in the second half of the season, but will be a practice player and travel with the team
 ■ The 5-9 combo guard of the Netherlands played for Triple Threat, logging 13.6 points, 3.6 rebounds and 1.5 steals per game in the team's eight games
 ■ Eighth ever international player at Arkansas

YEAH, THAT'S A DEEP BACKCOURT

■ Arkansas has one, if not the most, stacked backcourts in the country led by guards **Makayla Daniels** and **Samara Spencer**, who are joined by newcomers **Taliah Scott** and **Carly Keats**
 ■ Among **Daniels**, **Scott** and **Spencer**, the three average 46.9 points per game (64.6 percent of the team's 72.6 points per game)
 ■ **Daniels**, **Spencer**, **Scott** and **Keats** accounted for 69 of the team's 100 points (69 percent) vs. LA Tech
 ■ In Arkansas' season opener vs. ULM, **Daniels**, **Scott** and **Spencer** combined for 62 of the team's 81 points (76 percent)
 ■ Last season, **Daniels** and **Spencer** combined for 27.6 points, 7.8 rebounds, 7.1 assists and 2.7 steals per game
 ■ The dynamic duo of **Daniels** and **Spencer** has combined for a career 228 games played, 2,842 points and 674 assists with the eight years of collegiate ball added up between the two

WORKING ON DEFENSE

■ The Hogs have greatly shown improvements on defense with some great performances on the other side of the ball
 ■ Arkansas is fourth in the league in 3-point defense (27.0), holding Illinois (0-8) and Kentucky (0-10) without a basket from beyond the arc
 ■ Top defensive performances this year: holding Little Rock to 36 points (season best for Arkansas), limiting a hot shooting Florida State team to 28.6 percent shooting and season-low 58 points, holding UIW to 48 points and 26.7 percent shooting, limiting Georgia to 26.6 percent shooting and a season-low 43 points, as well as holding

Alabama to 59 points

CLEAN BASKETBALL

■ Arkansas is second in least turnovers per game with 13.0, which is 23rd in the country
 ■ The Hogs played nearly 17 minutes before committing a turnover vs. Georgia
 ■ Arkansas had a season-low eight turnovers vs. Little Rock

DISCIPLINED BALL

■ Arkansas averages 13.4 fouls per game, which is third lowest average in the SEC and 20th in the country

RAINING TREYS

■ The Hogs lead the SEC in 3-pointers with 9.3 per game, which is 14th in the country
 ■ Arkansas leads the SEC in 3-point attempts/game (29.7), which is third in NCAA

FINDING A HOME AT THE CHARITY STRIPE

■ Arkansas' method for success this year (in order): 1. Get to the free throw line, 2. Make more layups and 3. Shoot the 3-pointer
 ■ The team is fourth in free throw made/game (14.58) and free throw attempts/game (20.42) and sixth in free throw percentage (71.4) in the SEC
 ■ Nationally, the team is 41st in free throw attempts/game and 46th in free throws made/game
 ■ The Hogs' 44 free throw attempts vs. ULM was the third most in a single game in school history. It is also tied for the eighth most in the country by a team this season

SHOT BLOCKERS

■ Arkansas has some talented shot blockers on the team this season
 ■ The Hogs are No. 3 in blocks/game (5.9) in the SEC, which is eighth in the country
 ■ **Maryam Dauda** has logged 45 blocks this season, which accounts for 40 percent of the team's total (113)

REBOUND IT!

■ Arkansas is fourth in defensive rebounds/game (30.1) in the SEC
 ■ Nationally, the Hogs are 18th in defensive rebounds/game
 ■ **Saylor Poffenbarger's** 12.8 rebounds/game accounts for 31 percent of the team's boards, as well as her 196 defensive boards being over 34 percent of the team's total on the defensive end

CONSISTENCY IN THE NEIGHBORS' ERA

■ Head coach **Mike Neighbors** has led the program to consistency, now entering his seventh season at the helm
 ■ Guided his teams to five straight postseason berths (including 2020 season, where team would have been lock for NCAA Tournament)
 ■ With another postseason appearance after this season, **Neighbors** will have matched the program record of six consecutive postseason qualifications, tying with his mentor **Gary Blair**
 ■ Only one of two teams in the SEC to have finished in the top 50 in the NET/RPI over the past four seasons (other team being South Carolina)

SIGNED, SEALED, DELIVERED

■ **Jada Bates** announced signing with Arkansas on Tuesday, Nov. 21
 ■ **Bates** is 6-3 and chose Arkansas over 16 other D1 schools
 ■ She is one of the top small forwards in the state of Georgia, playing for McEachern High School. She is logging 9.1 points, 4.4 rebounds and 1.3 blocks per game in her senior year

EUROPE TRIP

■ The Hogs went to Croatia and Greece this past summer, playing games and sightseeing Split and Dubrovnik in Croatia and Athens, Greece



HOMEGROWN HOGS

MARYAM DAUDA
R-SO. | F | BENTONVILLE, ARKANSAS

SASHA GOFORTH
R-JR. | G | FAYETTEVILLE, ARKANSAS

JENNA LAWRENCE
FR. | F | FARMINGTON, ARKANSAS

LOREN LINDSEY
SO. | G | FAYETTEVILLE, ARKANSAS

- Four players on the roster are Arkansas natives and that starts from the top down with Mike Neighbors, who was born and raised in Greenwood, Arkansas and a UofA alum
- Maryam Dauda was a star at Bentonville HS, having left the school as the program record holder in scoring (1,401), rebounding (867) and blocks (339). She was No. 11 player in the country in the 2021 class and a McDonald's All-American
- Sasha Goforth is a Fayetteville HS product, rated as the No. 21 overall player in the 2020 class and named a McDonald's All-American
- Jenna Lawrence made her name known in NWA at Farmington HS, leading FHS to the 2023 4A state title and being named the MVP. She was the No. 61 ranked player in the 2023 recruiting class
- Loren Lindsey is another Fayetteville HS product, who was named to the All-Conference 6A West All-Defensive Team. She joined Arkansas as a walk-on

OKLAHOMIES

EMRIE ELLIS
JR. | F | VANOSS, OKLAHOMA

KARLEY JOHNSON
SO. | G | OKLAHOMA CITY, OKLAHOMA

- Emrie Ellis is from a small town in Southeast Oklahoma and led Vanoss HS to the Class A State Final. She led the state in rebounds and blocks in 2018
- Karley Johnson is an Oklahoma City product and made her name known at Mustang HS, where she led the Broncos to a No. 12 state ranking as a junior and was second in state in taking charges



SPAIN SPECIAL

CRISTINA SANCHEZ CERQUEIRA
FR. | G | GRANADA, SPAIN

- Cristina Sanchez Cerqueira is Arkansas' seventh ever international player and represents her country by playing on the Spain National Team



MARYLAND MAGIC

MAKAYLA DANIELS
GR. | G | FREDERICK, MARYLAND

SAYLOR POFFENBARGER
R-SO. | G | MIDDLETOWN, MARYLAND

- Makayla Daniels was the first ever Maryland signee at Arkansas
- Daniels was named Maryland Miss Basketball and left Frederick HS as the all-time leading scorer (boys and girls)
- Saylor Poffenbarger was also a Maryland Miss Basketball winner and a two-time conference player of the year at Middletown HS. She was also the No. 30th ranked player in the 2021 class



NOT IN KANSAS ANYMORE

MARYN ARCHER
FR. | G | DERBY, KANSAS

- Took Derby HS to the 6A Semifinals as a sophomore and paced the team in steals and assists during her junior year



SUNSHINE STATE STARS

TALIAH SCOTT
FR. | G | ORANGE PARK, FLORIDA

SAMARA SPENCER
JR. | G | FORT LAUDERDALE, FLORIDA

- Taliah Scott is coming into Arkansas as a five-star, No. 11 ranked player in the country out of Orange Park, Florida. At St. Johns Country Day, she averaged 36.2 points per game as a senior and was named the Gatorade Florida Girls Basketball Player of the Year
- Samara Spencer led St. Thomas Aquinas to the state title during her senior season and was named the 2021 Broward County's 7A-6A Player of the Year



THE SIP

CARLY KEATS
SO. | G | CHOCTAW, MISSISSIPPI

- Led Neshoba Central to an unblemished 33-0 record and a 5A State Championship in Mississippi as a senior and was an All-Region 3-5A selection



RECORD WATCH

CAREER POINTS

1.	Bettye Fiscus (81-85)	2,073
2.	Shameka Christon (00-04)	1,951
3.	Chelsea Dungee (18-21)	1,903
4.	Jessica Jackson (14-17)	1,865
5.	Delmonica DeHorney (87-91)	1,785
6.	Kimberly Wilson (93-97)	1,733
7.	Makayla Daniels (19-pres.)	1,669
8.	Shelly Wallace (85-89)	1,583
8.	Wendi Willits (97-01)	1,574
10.	C'eira Ricketts (09-12)	1,557
...		
22.	Juliet Jackson (86-90)	1,213
23.	Amber Nicholas (88-92)	1,209
24.	Samara Spencer (21-pres.)	1,173
25.	Amanda Holley (81-84)	1,154

CAREER REBOUNDS

1.	Shelly Wallace (85-89)	1,013
2.	Bettye Fiscus (81-85)	785
...		
28.	Cali Berna (12-15)	512
29.	Makayla Daniels (19-pres.)	508
30.	Jhasmin Bowen (12-15)	503
31.	Sarah Pfeifer (02-08)	502
Outside Looking In: Saylor Poffenbarger (22-pres.)		499

CAREER DEFENSIVE REBOUNDS

(Since 05-06)

1.	Jessica Jackson (14-17)	513
2.	C'eira Ricketts (09-12)	470
3.	Cali Berna (11-15)	460
4.	Taylah Thomas (17-21)	452
5.	Ashley Daniels (09-12)	422
6.	Saylor Poffenbarger (22-pres.)	421
7.	Melissa Wolff (13-16)	418

CAREER ASSISTS

1.	Amy Wright (98-02)	717
2.	Calli Berna (12-15)	667
3.	Amber Nicholas (88-92)	538
4.	C'eira Ricketts (09-12)	516
5.	Christy Smith (94-98)	507
6.	Tracy Webb (83-87)	444
7.	Brittney Vaughn (04-08)	424
8.	Rochelle Vaughn (02-06)	421
9.	Malica Monk (16-19)	369
10.	Makayla Daniels (19-pres.)	364
11.	Donna Wilson (87-89)	332
	Kimberly Wilson (93-97)	332
13.	Cheryl Orcholski (80-84)	323
14.	Juliet Jackson (96-90)	313
15.	Samara Spencer (21-pres.)	312
16.	Jailyn Mason (16-21)	284
17.	India Lewis (99-03)	276

CAREER FREE THROWS MADE

1.	Chelsea Dungee (18-21)	552
2.	Bettye Fiscus (81-85)	485
3.	Christy Smith (94-98)	461
4.	Delmonica DeHorney	451
5.	Makayla Daniels (19-pres.)	402
6.	Jessica Jackson (14-17)	389

CAREER FREE THROWS ATTEMPTED

1.	Chelsea Dungee (18-21)	688
2.	Delmonica DeHorney (87-91)	648
3.	Bettye Fiscus (81-85)	622
4.	Christy Smith (94-98)	551
5.	Makayla Daniels (19-pres.)	527
6.	Tracy Webb (83-87)	526

CAREER 3-POINTERS MADE

1.	Wendi Willits (97-01)	316
2.	Lyndsay Harris (09-12)	283
3.	Kimberly Wilson (93-97)	267
	India Lewis (99-03)	267
5.	Amber Ramirez (19-22)	261
6.	Makayla Daniels (19-pres.)	211
7.	Jessica Jackson (14-17)	198
8.	Chelsea Dungee (18-21)	177
9.	Alexis Tolefree (18-20)	168
10.	Christy Smith (94-98)	156

CAREER 3-POINTERS ATTEMPTED

1.	Lyndsay Harris (09-12)	858
2.	India Lewis (99-03)	787
3.	Wendi Willits (97-01)	771
4.	Kimberly Wilson (93-97)	673
5.	Makayla Daniels (19-pres.)	611
6.	Amber Ramirez (19-22)	608
7.	Jessica Jackson (14-17)	576
8.	Chelsea Dungee (18-21)	500
9.	Alexis Tolefree (18-20)	493
10.	Christy Smith (94-98)	465

CAREER STEALS

1.	C'eira Ricketts (09-12)	321
2.	Tracy Webb (83-87)	293
3.	Christy Smith (94-98)	239
4.	Makayla Daniels (19-pres.)	228
5.	Calli Berna (12-15)	223
6.	Amber Nicholas (88-92)	220
7.	India Lewis (99-03)	210
8.	Rochelle Vaughn (03-06)	209
9.	Shameka Christon (00-04)	206
10.	Bettye Fiscus (81-85)	205
	Connie Fitzgerald (79-83)	205

CAREER GAMES STARTED

1.	Makayla Daniels (19-pres.)	141
2.	C'eira Ricketts (09-12)	128
3.	Amy Wright (99-02)	125
4.	Malica Monk (16-19)	122

CAREER GAMES PLAYED

1.	Makayla Daniels (19-pres.)	141
2.	Sarah Watkins (09-13)	131
	Amy Wright (98-02)	131
	Wendi Willits (98-01)	131

CAREER MINUTES

1.	Cali Berna (11-15)	4239
2.	C'eira Ricketts (09-12)	4231
3.	Makayla Daniels (19-pres.)	4088
4.	Christy Smith (94-98)	3960

INDIVIDUAL SEASON DEF. REBOUNDS

1.	Shelly Wallace (88-89)	270
2.	Shelly Wallace (87-88)	247
3.	Saylor Poffenbarger (22-23)	225
4.	Saylor Poffenbarger (23-24)	196
5.	Lauren Ervin (06-07)	190

INDIVIDUAL SEASON REBOUNDS

1.	Shelly Wallace (88-89)	381
2.	Shelly Wallace (87-88)	329
3.	Lauren Ervin (06-07)	319
4.	Saylor Poffenbarger (22-23)	255
5.	Melissa Wolff (14-15)	251
6.	Ashley Daniels (10-11)	248
7.	Whitney Jones (08-09)	247
8.	Saylor Poffenbarger (23-24)	244
9.	Kiara Williams (18-19)	243

INDIVIDUAL SEASON BLOCKS

1.	Delmonica DeHorney (89-90)	83
2.	Lauren Ervin (06-07)	76
3.	Delmonica DeHorney (90-91)	70
4.	Sasha Goforth (21-22)	66
...		
10.	Whitney Jones (08-09)	47
11.	Shameka Christon (03-04)	46
12.	Maryam Dauda (23-24)	45
	Jessica Jackson (13-14)	45
...		
19.	Jessica Jackson (15-16)	33
	Jessica Jackson (14-15)	33
	Ayana Brereton (07-08)	33
	Whitney Jones (06-07)	33
Outside looking in: Saylor Poffenbarger (23-24)		28

INDIVIDUAL SEASON DOUBLE-DOUBLES

(Since 02-03)

1.	Lauren Ervin (06-07)	14
2.	Lauren Ervin (07-08)	9
3.	Devin Cosper (17-18)	7
	Ashley Daniels (10-11)	7
5.	Saylor Poffenbarger (23-24)	6
	Melissa Wolff (14-15)	6
	Quistelle Williams (12-13)	6
	Sarah Watkins (10-11)	6
	Whitney Jones (08-09)	6
	Shameka Christon (03-04)	6

2023-24 ROSTER @RAZORBACKWBB

NUMERICAL

NO.	NAME	POS	HT	CL	HOMETOWN/PREVIOUS SCHOOL	TWITTER
0	Taliah Scott	G	5-9	Fr.	Orange Park, Fla./St. Johns Country Day School	@thetaliahscott
2	Samara Spencer	G	5-7	Jr.	Fort Lauderdale, Fla./St. Thomas Aquinas	@samaraaspen
4	Saylor Poffenbarger	G	6-2	R-So.	Middletown, Md./UConn	@saylorpoff
8	Bea Franklin	G	5-10	Gr.	Seattle, Wash./Seattle Prep	@beafranklin2000
10	Cristina Sanchez Cerqueira	F	6-1	Fr.	Granada, Spain/Segle XXI	@cristiinita7
13	Sasha Goforth	G	6-1	R-Jr.	Fayetteville, Ark./Oregon State	@goforthsasha
20	Karley Johnson	G	5-9	So.	Oklahoma City, Okla./Mustang	@karleyjohnsonOK
21	Loren Lindsey	G	5-11	So.	Fayetteville, Ark./Fayetteville	@lorenbailey7766
23	Carly Keats	G	5-8	So.	Choctaw, Miss./Jones College	@keatscarly
30	Maryam Dauda	F	6-4	R-So.	Bentonville, Ark./Bentonville	@maryamdauda30
34	Jenna Lawrence	F	6-3	Fr.	Farmington, Ark./Farmington	@jennalawrence34
43	Makayla Daniels	G	5-8	Gr.	Frederick, Md./Frederick	@makayladaniels5
44	Maryn Archer	G	5-7	Fr.	Derby, Kan./Derby	@marynarcher
55	Emrie Ellis	F	6-3	Jr.	Vanoss, Okla./Vanoss	@ellisemrie

COACHING STAFF

Title	Name	Year	Alma Mater
Head Coach	Mike Neighbors	7th Season	Arkansas, 1993
Associate Head Coach	Todd Schaefer	7th Season	Thomas More College, 1995
Assistant Coach	Pauline Love	7th Season	Southern Miss, 2010
Assistant Coach	Lacey Goldwire	5th Season	Oklahoma State, 2010
Director of Operations	Amber Shirey	36th Season	Arkansas, 1992
Dir. of Student-Athlete Devel.	Jayci Stone	2nd Season	Kansas State, 2008
Dir. of Video/Special Ast. to HC	Evan Johnston	1st Season	Arkansas, 2022

ELIGIBILITY

Seniors (2)

Makayla Daniels (5th)
Bea Franklin

Juniors (3)

Emrie Ellis
Sasha Goforth (RS)
Samara Spencer

Sophomores (5)

Maryam Dauda (RS)
Karley Johnson
Carly Keats
Loren Lindsey
Saylor Poffenbarger (RS)

Freshman (4)

Maryn Archer
Jenna Lawrence
Cristina Sanchez Cerqueira
Taliah Scott

ALPHABETICAL

NO.	NAME	POS	HT	CL	HOMETOWN/PREVIOUS SCHOOL
44	Maryn Archer	G	5-7	Fr.	Derby, Kan./Derby
43	Makayla Daniels	G	5-8	Gr.	Frederick, Md./Frederick
30	Maryam Dauda	F	6-4	R-So.	Bentonville, Ark./Bentonville
55	Emrie Ellis	F	6-3	Jr.	Vanoss, Okla./Vanoss
8	Bea Franklin	G	5-10	Gr.	Seattle, Wash./Seattle Prep
13	Sasha Goforth	G	6-1	R-Jr.	Fayetteville, Ark./Oregon State
20	Karley Johnson	G	5-9	So.	Oklahoma City, Okla./Mustang
23	Carly Keats	G	5-8	So.	Choctaw, Miss./Jones College
34	Jenna Lawrence	F	6-3	Fr.	Farmington, Ark./Farmington
21	Loren Lindsey	G	5-11	So.	Fayetteville, Ark./Fayetteville
4	Saylor Poffenbarger	G	6-2	R-So.	Middletown, Md./UConn
10	Cristina Sanchez Cerqueira	F	6-1	Fr.	Granada, Spain/Segle XXI
0	Taliah Scott	G	5-9	Fr.	Orange Park, Fla./St. Johns Country Day School
2	Samara Spencer	G	5-7	Jr.	Fort Lauderdale, Fla./St. Thomas Aquinas

BY STATE

ARKANSAS (4)

Maryam Dauda
Sasha Goforth
Jenna Lawrence
Loren Lindsey

Bentonville
Fayetteville
Farmington
Fayetteville

FLORIDA (2)

Taliah Scott
Samara Spencer

Orange Park
Fort Lauderdale

KANSAS (1)

Maryn Archer

Derby

MARYLAND (2)

Makayla Daniels
Saylor Poffenbarger

Frederick
Middletown

OKLAHOMA (2)

Emrie Ellis
Karley Johnson

Vanoss
Mustang

WASHINGTON (1)

Bea Franklin

Seattle

SPAIN (1)

Cristina Sanchez Cerqueira

Granada

FA-NETIK
PRONUNCIATIONS

2 Suh-MARE-uh
4 like burger but bar
30 Mair-ee-um DOW-duh
44 Mair-en
55 em-REE



OFFENSE

Scored 110+-----	110, vs. Providence (11-16-98)
Scored 100+ points at home -----	100, vs. LA Tech (12-7-23)
Scored 100+ points on the road -----	108, at Ole Miss (2-16-20) 108, Baylor (3-6-91)
Scored 90-99 points -----	92, vs. Oral Roberts (12-4-22)
Scored 90+ points at home -----	92, vs. Oral Roberts (12-4-22)
Scored 90+ points on the road -----	93, at Little Rock (11-20-22)
Scored 80-89 points -----	83, vs. Georgia (1-7-24)
Scored 80-89 points at home -----	83, vs. Georgia (1-7-24)
Scored 80-89 points on the road -----	82, at Arkansas State (11-17-23)
Was held to 50-59 -----	58, vs. Marquette (11-25-23)
Was held to 49-40 -----	48 at Georgia (2-19-23)
Was held to 39-20 -----	34, at LSU, 2-7-19
Was held to 20 or less -----	N/A
Made 40+ field goals -----	40, vs. Central Arkansas (12-13-20)
Made 17+ three-point field goals -----	19, vs. Alabama (2-28-21)
Made 10+ three-point field goals -----	10, vs. Mississippi State (1-11-24)
Did not make 3-pointer (since 1986)-----	0-10, at LSU, (2-7-19)
Made 30 free throws -----	30 (30-39), vs. No. 4 Baylor (12-6-20)
Made 25 free throws -----	25 (25-35), vs. Vanderbilt (1-16-23)
Shot 50-59 or better -----	55.4, vs. LA Tech (12-7-23)
Shot 60 percent or better -----	.625 (30-48), vs. Little Rock (11-20-22)
Held to less than 30 percent -----	.269 (14-52), at Auburn (2-5-23)
Held to less than 20 percent -----	.182 (10-55), vs. No. 6 Tennessee (1-8-12; L, 38-69)
Had 20 or more assists in a game -----	20, vs. LA Tech (3-16-23)

DEFENSE

Allowed 100 points-----	104, at No. 4 South Carolina (1-18-21)
Allowed 80-99 points-----	81, vs. No. 2 UCLA (12-3-23)
Held opponent to 40-49 points -----	43, vs. Georgia (1-7-24)
Held opponent to 39-30 -----	36, vs. Little Rock (11-14-23)
Held an SEC opponent under 50 points in 3 cons. games -----	47, vs. Auburn (1-29-15; W, 52-47), ----- Alabama (2-1-15; W, 53-42), No. 24/21 Georgia (2-9-15; W, 54-48)
Held opponent to 29 points or less -----	23, vs. Binghamton, 11-30-13
Held an opponent under 15 points in a half -----	14, vs. Little Rock (11-14-23)
Held an opponent to 2 points in a quarter -----	2, vs. UCA (12-13-20)
Held opponent under 15 field goals -----	14, vs. Little Rock (11-14-23)
Held opponent to less than 30 percent shooting -----	26.6 (17-64), vs. Georgia (1-7-24)
Held opponent to less than 20 percent shooting -----	19.7 (13-66), vs. Northwestern State (12-15-19)
Held opponent under 15 percent from 3-point -----	14.3 (2-14), vs. Mississippi State (1-11-24)
-----	0.0 (0-10), at Kentucky (1-4-24)
-----	0.0 (0-8), vs. Illinois (12-20-23)
Opponent did not make a 3-pointer -----	0, at Kentucky (1-4-24)
-----	0, vs. Illinois (12-20-23)
Had 70+ rebounds -----	74, vs. Mississippi Valley State (11-24-89)
Had 60-69 rebounds -----	64, vs. Prairie View A&M (12-16-18)
Had 50-59 rebounds -----	52, at Alabama (1-14-24)
Had 10 or more blocked shots in a game -----	11, at Alabama (1-14-24)
Had 20 or more steals in a game -----	20, vs. ORU (11-13-13)
Had 15 or more steals in a game -----	18, vs. UT Martin (12-29-19)
Forced 25+ turnovers in a game -----	28, vs. Northern Arizona (11-24-22)

OTHER

Won an overtime game -----	61-52, vs. Missouri (3-3-22)
Lost an overtime game -----	76-73, vs. Ole Miss (1-29-23)
Won a double overtime game -----	73-72, vs. Florida (1-29-12)
Lost a double overtime game -----	N/A
Won a triple overtime game -----	91-80, Win in 3OT, 2-10-13, at Alabama
Won at the buzzer -----	60-59, vs. Illinois (Maryam Dauda, 12-20-23)
Played consecutive OT games -----	1-24-16 at Auburn (lost); 1-28-16 vs. Florida (lost)
Won regular season tournament -----	Paradise Jam (St. Thomas, U.S. Virgin Islands, Nov. 24-26, 2022)
Defeated ranked team -----	71-58, at No. 15 Florida State (11-30-23)
Defeated a ranked team on the road -----	71-58, at No. 15 Florida State (11-30-23)
All-time SEC win streak -----	8 games (1-15-12: Auburn through 2-15-12: at Auburn)
All-time SEC home win streak -----	5 games (1-15-12: Auburn -- 2-9-12: South Carolina)
-----	5 games (1-14-21: Florida -- 2-28-21: Alabama)

A RAZORBACK PLAYER ...

Scored 20-24 points -----	24, Makayla Daniels, vs. Georgia (1-7-24)
Scored 25-29 points -----	25, Samara Spencer, at Kentucky (1-4-24)
Scored 30+ points -----	31, Samara Spencer, at Alabama (1-14-23)
Scored 40+ points -----	41, Chelsea Dungee vs. Auburn (2-10-19)
Scored 20+ points 10 times in a season -----	Taliah Scott (10x 2023-24)
-----	Chelsea Dungee (17x 2020-21), Chelsea Dungee(11x 2019-20) & Chelsea Dungee (20x 2018-19)
Double figures in 15 consecutive games (season) -----	Jessica Jackson, 11/11/16, LSU 1-8-17
-----	Chelsea Dungee, 26 games, (2018-19 & 2019-20)
-----	Chelsea Dungee, 31 games, (2019-20 & 2020-21)
-----	Amber Ramirez, 16 games (2021-22)
Five players scored double figures in 1 game -----	vs. LA Tech (12-7-23)
-----	Scott (29), Spencer (20), Daniels (12), Poffenbarger (12), Lawrence (10)
Five starters in double figures -----	vs. Central Arkansas (11-20-23)
-----	Poffenbarger (17), Scott (17), Spencer (16), Dauda (14), Daniels (11)
Seven players scored in double figures in 1 game -----	vs. Northwestern State (11-9-18)
-----	(Tolefree 19, Gaulden 16, Monk 12, Dombia 11, Dungee 11, Thomas 11, Williams 10)
Made 10+ field goals in a game -----	11, Samara Spencer, at Alabama (1-14-24)
Attempted 20+ field goals in a game -----	29, Samara Spencer, at Alabama (1-14-24)
Made 10 free throws in a game -----	10, Samara Spencer, vs. ULM (11-7-23)
Made 7 or more 3-pt FG in a game -----	8, Amber Ramirez, Alabama (2-28-21)
Attempted 10 or more 3-pt FG in a game -----	10, Makayla Daniels vs. Georgia (1-7-24)
-----	10, Carly Keats vs. Georgia (1-7-24)
Had 10-14 rebounds -----	14, Saylor Poffenbarger, at Alabama (1-14-24)
-----	14, Samara Spencer, at Alabama (1-14-24)
-----	12, Maryam Dauda, at Alabama (1-14-24)
Had 15-19 rebounds -----	17, Saylor Poffenbarger, vs. Georgia (1-7-24)
Had 20+ rebounds -----	23, Saylor Poffenbarger, at No. 15 Florida State (11-30-23) (school record)
Had 10 offensive reb - Records go back to 05-06 -----	11, Melissa Wolff
-----	vs. New Orleans (1-30-15)
Had 10+ defensive reb - Records go back to 05-06 -----	12, Samara Spencer, at Alabama (1-14-24)
Had 10+ assists -----	11, Samara Spencer, vs. LA Tech (3-16-23)
Had 10+ assists in consecutive games -----	Jailyn Mason (11 vs. HBU, 12-28-16 and 10 at Ole
-----	Miss, 1-1-17) & Calli Berna (11 vs. No. 10/8 Kentucky, 2/7/13 and 11 at Alabama, 2/10/13)
Had 5+ blocks in a game -----	10, Maryam Dauda, at Alabama (1-14-24)
Had 10+ blocks in a game -----	10, Maryam Dauda, at Alabama (1-14-24) (school record)
Had 5 or more steals in a game -----	5, Makayla Daniels, vs. Georgia (1-7-24)
Had a double-double -----	31 points and 14 rebounds, Samara Spencer, at Alabama (1-14-24)
-----	12 rebounds and 10 blocks, Maryam Dauda, at Alabama (1-14-24)
Had a double-double in two consecutive games -----	Maryam Dauda, vs. Mississippi State & at Alabama (2024
-----	17 pts & 13 rbd vs. Mississippi State (1/11/24)/12 rbd & 10 blks at Alabama (1/14/24)
Had two players record a double-double -----	Samara Spencer (31 pts/14 reb) &
-----	Maryam Dauda (12 rbd/10blks), at Alabama (1-14-24)
Had seven double-doubles in a season -----	Devin Cosper, 2017-18
-----	(SHSU, ORU, NMSU, Char., Tulsa, OM, AL)
Had 10+ double-doubles in a season -----	2006-07, Lauren Ervin (14)
Had a triple-double -----	14 pts, 13 rbd, 12 asts, C'eira Ricketts vs. Auburn (1-18-09)

MORE ABOUT MIKE

Hometown: Greenwood, Ark. (Greenwood HS)
 Family: Daughter Abby; Sons Alec, Bowen and Barrett; granddaughter Emzey
 Alma Mater: Arkansas, 1993

NEIGHBORS BY THE NUMBERS

231	Wins (218-118, 10 seasons)
16	Signed McDonalds' All-Americans
11	Years as a head coach
9	Postseason appearances
5	Players drafted in the WNBA (HC)
1	Final Four appearance



LEARN MORE

Sign up for Mike Neighbors' newsletter and listen to his podcasts at CoachNeighbors.com

NABES FAVES

TOP 10 MOVIES

1. A Few Good Men
2. The Hunt For Red October
3. The Silence Of The Lambs
4. Hoosiers
5. O Brother, Where Art Thou?
6. Moneyball
7. Top Gun
8. Zero Dark Thirty
9. The Lion King
10. Purple Rain

See the entire list here: <http://imdb.to/2royaEO>

TOP 10 SONGS

1. Sweet Child O' Mine (Guns N' Roses)
2. You Shook Me All Night Long (AC/DC)
3. Man In The Mirror (Michael Jackson)
4. Amarillo By Morning (George Strait)
5. Jessie's Girl (Rick Springfield)
6. Hysteria (Def Leppard)
7. Fishin' In The Dark (Nitty Gritty Dirt Band)
8. The Ballad of Curtis Loew (Lynyrd Skynyrd)
9. Wanted Dead Or Alive (Bon Jovi)
10. Let's Go Crazy (Prince)

TOP 10 TV SHOWS

1. West Wing (first three seasons)
2. Ted Lasso
3. The Wire
4. Breaking Bad
5. Seinfeld
6. The Newsroom
7. Prison Break
8. Arrested Development
9. Game of Thrones
10. The Goldbergs



MIKE NEIGHBORS

Seventh Season | Career Record: 232-123 (11) | Arkansas Record: 134-82 (7)

Arkansas women's basketball has been transformed into a nationally recognized program in just six short years thanks to head coach Mike Neighbors. During his time back home at his alma mater, Neighbors has guided his Hogs to the best six-year period of sustained success in program history with 120 wins and five postseason qualifications in that time. The proof of his success, and the success of his system, lies in the numbers - Neighbors has accumulated 218 wins during his 10 seasons as a head coach, the most of any Power 5 head coaches in 10 or fewer seasons, as well as one of only two NCAA Division I Head Coaches.

Entering his seventh season on the bench for Arkansas, the program is coming off its fifth consecutive winning season, four straight postseason appearance (would be five had the 2020 NCAA Tournament had not been cancelled due to the COVID-19 pandemic, as Arkansas was a lock to make the Big Dance) and third 20+ win season in the Neighbors' era.

In 2022-23, the Hogs started out the season 13-0, which was tied for the second-best start in program history. Going into Mid-December, the Hogs were ranked as high as No. 17 in the AP Poll. The Hogs won another SEC Tournament game in comeback fashion versus Missouri to make it to the quarterfinals and hold the best winning percentage in the SEC Tournament among all coaches in Arkansas history with an 8-6 record. Continuing into postseason, Arkansas became the automatic bid out of the SEC to the Postseason WNIT, making it to the Great 8, while being able to host three of its four games at Bud Walton Arena. Neighbors led the Hogs to two All-SEC selections, including Second Team choice Erynn Barnum, who was also on the Midseason Top 10 List for the Katrina McClain Award, as well as All-Freshman selection Saylor Poffenbarger, who broke a school record for five SEC Freshman of the Week accolades. The Hogs finished the season with 24 wins, which tied for the most in the Neighbors' era and matches the fourth most in a single season in program history. Additionally, four players averaged double digits in scoring, the most in the Southeastern Conference.

Prior to Arkansas, Neighbors guided Washington to four seasons of unprecedented success, highlighted by the 2016 NCAA Final Four and two NCAA Sweet 16 appearances. Neighbors was an assistant for the Huskies prior to this promotion and also has had stops at Xavier, Tulsa, Colorado and Arkansas as an assistant.

A native of Greenwood, Arkansas, Neighbors received his associate degree at the University of Arkansas - Fort Smith and his bachelor's degree from the University of Arkansas in 1993. Neighbors is married to Jayci Stone. He has four children, a daughter, Abby and three sons, Alec, Bowen and Barrett, as well as a granddaughter, Emzey.

TIMELINE

→ Bentonville HS Head Coach	1994-98
→ Cabot HS Head Coach	1998-99
→ Arkansas Director of Ops	1999-01
→ Tulsa Univ. Assistant Coach	2001-05
→ Univ. of Colorado Assistant Coach	2005-06
→ Univ. of Arkansas Assistant Coach	2006-07
→ Xavier Assistant Coach	2007-11
→ Univ. of Washington Assistant Coach	2011-13
→ Univ. of Washington Head Coach	2013-17
→ Univ. of Arkansas Head Coach	2017-present

COACHING DEVELOPMENT

Coach	w/Nabes	Now
Fred Castro	'14-16	HC Eastern Michigan
Adia Barnes	'14-15	HC Arizona
Adam Call	'14	AC George Washington
Morgan Valley	'16	AC UConn
Todd Schaefer	'16-Pres.	AHC Arkansas
Chelsea Dungee	'18-21	AC Troy
Evann Johnston	'18-22	Special Ast. to HC Arkansas

COACHING HISTORY

University of Washington

Year	Overall	Pac-12	Finish
2013-14	20-14 (.588)	10-8 (.556)	6
2014-15	23-10 (.697)	11-7 (.611)	5
2015-16	26-11 (.703)	11-7 (.611)	5
2016-17	29-6 (.829)	15-3 (.833)	T2
UW	98-41 (.705)	47-25 (.662)	

University of Arkansas

Year	Overall	SEC	Finish
2017-18	13-18 (.419)	3-13 (.188)	T11
2018-19	22-15 (.611)	6-10 (.375)	10
2019-20	24-8 (.750)	10-6 (.625)	T3
2020-21	19-9 (.679)	9-6 (.600)	T5
2021-22	18-14 (.563)	7-9 (.438)	T8
2022-23	24-13 (.649)	7-9 (.438)	8
2023-24	14-5 (.737)	-	-
Ark	134-82 (.620)	44-55 (.444)	7 yrs
Totals	232-123 (.654)	92-80 (.535)	11 yrs

PLAYER DEVELOPMENT

YEAR	UNIVERSITY	PLAYER	ROUND	OVERALL	TEAM NOTE
2021	Arkansas	Chelsea Dungee	1	5	Dallas Wings 1 @
2021	Arkansas	Destiny Slocum	2	14	Las Vegas Aces 1 @
2021	Arizona	Aari McDonald	1	3	Atlanta Dream @
2017	Washington	Kelsey Plum	1	1	San Antonio Stars 1 @ Las Vegas Aces
	Washington	Chantel Osahor	2	21	Chicago Sky 1 @
2016	Washington	Talia Walton	3	29	Los Angeles Sparks 1 @
2011	Xavier	Amber Harris	1	4	Minnesota Lynx 1 #
	Xavier	Ta'Shia Phillips	1	8	Atlanta Dream 1 #
	TAMU/UAFA	Tanisha Smith	2	22	Seattle Storm #
	Colorado	Brittany Spears	2	19	Phoenix Mercury *
2009	Arkansas	Shameka Christon	1	5	New York Liberty S
2008	Arkansas	Lauren Ervin	3	37	Connecticut Sun 1 #
2006	Tulsa	Megan Moody	-	-	Houston Comets Free Agent #
2003	Tulsa	Allison Curtin	1	12	Houston Comets 1 # Traded to Detroit Shock
	Arkansas	Dana Cherry	2	23	Charlotte Sting S

* - Signed but did not coach

! - At the school when player was drafted

@ - Worked with player as a head coach

- Worked with player as an assistant coach

S - Worked with player as other (GA, etc)

NABES VS. ARKANSAS HISTORY


Category	NABES	All Others In Program History
Winning Record In SEC Play	2 Seasons	2 Seasons
SEC Tourney Finals	1	0
Top 5 Wins	2	2
Weeks Ranked in AP Top 25	39	63
Top 15 WNBA Draft Picks	2	1
McDonald's AAs Signed	8	1
WNBA AAs	1	1

MORE NABES FACTS

- **Movies:** His expansive movie collection includes digital, disk and VHS copies. Did you know he used to work at BlockBuster? On a related note, he also collects books that have been turned into movies.
- **Baseballs autographed by movie stars:** Ask him about this collection – talk about some good stories.
- **Lunch Boxes:** Coach collects tin lunch boxes that he carried to school and has them displayed in his home. His first lunch box had KISS on it.
- **Hamilton:** Nabes is a huge Hamilton fan, and routinely quotes the Broadway musical to players, fans and media alike.
- **Athens City Champion:** Coach stumbled upon a dart tournament while on a trip to Athens, Georgia. He joined in and was one of the two-man winning team.
- **Ask him about shoes, music, movies, guitars, basketball nostalgia – just about anything!**



NEIGHBORS VERSUS ...		Grambling State		Northwestern State		Tennessee State	
Abilene Christian	2 0	Grand Canyon	1 0	Notre Dame	0 1	Tennessee Tech	1 0
Alabama	6 2	Hartford	1 0	Oklahoma	1 2	Texas A&M	4 8
Arizona State	2 6	Hawai'i	1 0	Ole Miss	5 3	Texas Tech	2 0
Arizona	6 0	Houston	2 0	Oral Roberts	5 0	Troy	1 0
Arkansas State	3 0	Idaho	1 0	Oregon State	1 6	Tulsa	4 0
Auburn	7 1	Illinois	1 0	Oregon	5 4	UAB	1 0
Baylor	1 0	Iowa State	0 1	Pennsylvania	1 0	UAPB	3 1
Belmont	2 0	Jackson State	2 0	Pittsburgh	1 1	UC Irvine	1 0
Boise State	1 0	Kansas	0 2	Portland	3 1	UC Riverside	2 0
BYU	1 0	Kansas State	2 0	Prairie View A&M	1 0	UCLA	4 3
California	5 4	Kent State	1 0	Saint Mary's	0 1	UIC	1 0
Central Arkansas	4 0	Kentucky	3 6	Sam Houston	2 0	UIW	1 0
Central Florida	0 1	Lamar	1 0	Samford	2 0	USC	6 0
Charlotte	1 0	Little Rock	5 0	San Diego State	2 0	USF	0 1
Clemson	1 0	Louisiana-Monroe	3 0	San Diego	1 0	Utah	7 4
Colorado State	1 0	Louisiana Tech	2 0	Santa Clara	1 0	UT-Arlington	2 0
Colorado	9 0	LSU	3 4	Savannah State	1 0	UTEP	0 2
Connecticut	1 1	Marquette	0 1	Seattle	4 0	Vanderbilt	4 3
Creighton	1 1	McNeese State	1 0	SFA	1 0	Wake Forest	1 0
CSUN	1 0	Maryland	1 1	SMU	2 0	Washington State	5 3
DePaul	0 1	Miami	0 1	South Carolina	1 10	Weber State	1 0
Eastern Washington	1 0	Mississippi State	3 7	South Dakota	2 0	Wisconsin	4 0
Florida State	2 0	Missouri	11 4	Stanford	3 5	Wright State	0 1
Florida	4 3	Montana State	2 0	Stony Brook	1 0	Yale	1 0
FGCU	1 0	Murray State	1 0	Syracuse	0 2	TOTALS	232 123
Fordham	1 0	Nebraska	1 1	Tarleton State	1 0		
Fresno State	2 0	New Mexico State	1 0	TCU	0 1		
Furman	1 0	New Orleans	1 0	Tennessee	2 5		
Georgia	2 7	Northern Arizona	1 0	Tennessee Martin	1 0		





2023-24 Arkansas Women's Basketball
Combined Team Statistics
All games

Game Records

Record	Overall	Home	Away	Neutral
ALL GAMES	14-5	8-3	3-1	3-1
CONFERENCE	2-2	1-1	1-1	0-0
NON-CONFERENCE	12-3	7-2	2-0	3-1

Score by Periods

Team	1st	2nd	3rd	4th	OT	TOT
Arkansas	306	329	397	348	0	1380
Opponents	267	292	307	328	0	1194

Team Box Score

No.	Player				Total		3-Point		F-Throw		Rebounds												
		GP-GS	MIN	AVG	FG-FGA	FG%	3FG-3FGA	3FG%	FT-FTA	FT%	OFF	DEF	TOT	AVG	PF	DQ	A	TO	BLK	STL	PTS	AVG	
0	SCOTT, Taliah	16-16	581:09	36.3	121-288	.420	40-132	.303	74-90	.822	7	49	56	3.5	30	0	23	59	2	7	356	22.3	
2	SPENCER, Samara	19-19	632:00	33.3	85-237	.359	25-88	.284	68-92	.739	11	79	90	4.7	26	1	62	51	3	23	263	13.8	
43	DANIELS, Makayla	19-19	620:30	32.7	69-163	.423	32-92	.348	36-60	.600	25	58	83	4.4	53	0	48	30	4	36	206	10.8	
4	POFFENBARGER, Saylor	19-19	617:37	32.5	69-203	.340	33-101	.327	29-43	.674	48	196	244	12.8	30	0	34	31	28	33	200	10.5	
30	DAUDA, Maryam	19-19	539:54	28.4	55-123	.447	11-35	.314	40-51	.784	47	87	134	7.1	50	1	22	33	45	15	161	8.5	
23	KEATS, Carly	19-3	358:19	18.9	39-115	.339	23-80	.288	11-14	.786	1	18	19	1.0	15	0	8	13	4	4	112	5.9	
13	GOFORTH, Sasha	7-0	112:36	16.1	7-30	.233	0-10	.000	7-16	.438	8	11	19	2.7	6	0	2	6	13	6	21	3.0	
34	LAWRENCE, Jenna	14-0	111:34	8.0	10-23	.435	5-16	.313	5-8	.625	7	17	24	1.7	11	0	2	4	6	4	30	2.1	
20	JOHNSON, Karley	7-0	54:59	7.9	3-11	.273	1-4	.250	4-10	.400	5	4	9	1.3	6	0	1	1	0	3	11	1.6	
55	ELLIS, Emrie	10-0	91:44	9.2	4-10	.400	3-4	.750	2-2	1.000	2	10	12	1.2	15	0	2	2	6	0	13	1.3	
10	SÁNCHEZ CERQUEIRA, Cristina	13-0	67:20	5.2	3-15	.200	0-2	.000	1-2	.500	5	11	16	1.2	12	0	2	5	2	0	7	0.5	
21	LINDSEY, Loren	1-0	03:36	3.6	0-0	.000	0-0	.000	0-0	.000	0	0	0	0.0	0	0	1	0	0	0	0	0.0	
8	FRANKLIN, Bea	3-0	08:42	2.9	0-1	.000	0-0	.000	0-0	.000	1	0	1	0.3	1	0	0	1	0	0	0	0.0	
Team											42	31	73					11					
Total		19	3800		465-1219	.381	173-564	.307	277-388	.714	209	571	780	41.1	255	2	207	247	113	131	1380	72.6	
Opponents		19	3800		458-1245	.368	104-376	.277	174-240	.725	224	573	797	41.9	354	6	231	293	61	126	1194	62.8	

Team Statistics

	ARK	OPP
Scoring	1380	1194
Points per game	72.6	62.8
Scoring margin	+9.8	-
Field goals-att	465-1219	458-1245
Field goal pct	.381	.368
3 point fg-att	173-564	104-376
3-point FG pct	.307	.277
3-pt FG made per game	9.1	5.5
Free throws-att	277-388	174-240
Free throw pct	.714	.725
F-Throws made per game	14.6	9.2
Rebounds	780	797
Rebounds per game	41.1	41.9
Rebounding margin	-0.9	-
Assists	207	231
Assists per game	10.9	12.2
Turnovers	247	293
Turnovers per game	13.0	15.4
Turnover margin	+2.4	-
Assist/turnover ratio	0.8	0.8
Steals	131	126
Steals per game	6.9	6.6
Blocks	113	61
Blocks per game	5.9	3.2
Winning streak	1	-
Home win streak	0	-
Attendance	43201	10889
Home games-Avg/Game	11-3927	4-2722
Neutral site-Avg/Game	-	4-412

Team Results

Date	Opponent	Score	Att.
11/07/2023	ULM	W 81-76	2630
11/10/2023	Murray St.	W 82-79	11026
11/14/2023	Little Rock	W 77-36	2608
11/17/2023	at Arkansas St.	W 82-67	3208
11/20/2023	Central Ark.	W 81-67	4194
11/24/2023	vs Wisconsin	W 65-62	654
11/25/2023	vs Marquette	L 58-74	227
11/30/2023	at Florida St.	W 71-58	2216
12/03/2023	UCLA	L 66-81	4261
12/07/2023	Louisiana Tech	W 100-60	2599
12/10/2023	Ark.-Pine Bluff	L 70-74	3330
12/16/2023	Samford	W 68-54	2513
12/20/2023	vs Illinois	W 60-59	313
12/21/2023	vs UIC	W 66-58	452
12/31/2023	UIW	W 67-48	3420
01/04/2024	at Kentucky	L 63-73	2998
01/07/2024	Georgia	W 83-43	3993
01/11/2024	Mississippi St.	L 63-66	2627
01/14/2024	at Alabama	W 77-59	2467



2023-24 Arkansas Women's Basketball Combined Team Statistics In Conference games

Page 1/1
as of Jan 14, 2024

Game Records

Record	Overall	Home	Away	Neutral
ALL GAMES	2-2	1-1	1-1	0-0
CONFERENCE	2-2	1-1	1-1	0-0
NON-CONFERENCE	0-0	0-0	0-0	0-0

Score by Periods

Team	1st	2nd	3rd	4th	OT	TOT
Arkansas	65	50	96	75	0	286
Opponents	55	55	59	72	0	241

Team Box Score

No.	Player				Total		3-Point		F-Throw		Rebounds													
		GP-GS	MIN	AVG	FG-FGA	FG%	3FG-3FGA	3FG%	FT-FTA	FT%	OFF	DEF	TOT	AVG	PF	DQ	A	TO	BLK	STL	PTS	AVG		
2	SPENCER, Samara	4-4	155:01	38.8	28-81	.346	5-22	.227	23-29	.793	6	25	31	7.8	6	0	16	16	0	5	84	21.0		
43	DANIELS, Makayla	4-4	135:58	34.0	15-42	.357	9-26	.346	11-16	.688	6	12	18	4.5	13	0	6	2	2	7	50	12.5		
23	KEATS, Carly	4-3	129:35	32.4	17-41	.415	8-28	.286	3-4	.750	0	3	3	0.8	8	0	3	5	1	1	45	11.3		
0	SCOTT, Taliah	1-1	39:59	40.0	5-16	.313	1-8	.125	0-0	.000	0	3	3	3.0	4	0	0	4	1	2	11	11.0		
4	POFFENBARGER, Saylor	4-4	149:32	37.4	14-48	.292	8-25	.320	6-8	.750	13	40	53	13.3	9	0	8	9	6	6	42	10.5		
30	DAUDA, Maryam	4-4	128:16	32.1	13-32	.406	0-5	.000	11-13	.846	17	22	39	9.8	9	1	9	10	16	8	37	9.3		
20	JOHNSON, Karley	3-0	25:47	8.6	2-5	.400	1-3	.333	3-6	.500	2	1	3	1.0	4	0	0	1	0	0	8	2.7		
34	LAWRENCE, Jenna	4-0	20:06	5.0	3-6	.500	2-5	.400	1-2	.500	2	6	8	2.0	0	0	1	2	1	0	9	2.3		
10	SÁNCHEZ CERQUEIRA, Cristina	2-0	05:49	2.9	0-1	.000	0-1	.000	0-0	.000	0	1	1	0.5	1	0	0	1	1	0	0	0.0		
55	ELLIS, Emrie	2-0	07:34	3.8	0-1	.000	0-0	.000	0-0	.000	0	1	1	0.5	2	0	0	0	0	0	0	0.0		
8	FRANKLIN, Bea	1-0	02:23	2.4	0-0	.000	0-0	.000	0-0	.000	0	0	0	0.0	0	0	0	1	0	0	0	0.0		
Team											11	7	18											
Total		4	800		97-273	.355	34-123	.276	58-78	.744	57	121	178	44.5	56	1	43	51	28	29	286	71.5		
Opponents		4	800		97-265	.366	13-58	.224	34-50	.680	48	122	170	42.5	73	2	48	65	14	22	241	60.3		

Team Statistics

	ARK	OPP
Scoring	286	241
Points per game	71.5	60.3
Scoring margin	+11.3	-
Field goals-att	97-273	97-265
Field goal pct	.355	.366
3 point fg-att	34-123	13-58
3-point FG pct	.276	.224
3-pt FG made per game	8.5	3.3
Free throws-att	58-78	34-50
Free throw pct	.744	.680
F-Throws made per game	14.5	8.5
Rebounds	178	170
Rebounds per game	44.5	42.5
Rebounding margin	+2.0	-
Assists	43	48
Assists per game	10.8	12.0
Turnovers	51	65
Turnovers per game	12.8	16.3
Turnover margin	+3.5	-
Assist/turnover ratio	0.8	0.7
Steals	29	22
Steals per game	7.3	5.5
Blocks	28	14
Blocks per game	7.0	3.5
Winning streak	1	-
Home win streak	0	-
Attendance	6620	5465
Home games-Avg/Game	2-3310	2-2733
Neutral site-Avg/Game	-	0-0

Team Results

Date	Opponent		Score	Att.
01/04/2024	at Kentucky	L	63-73	2998
01/07/2024	Georgia	W	83-43	3993
01/11/2024	Mississippi St.	L	63-66	2627
01/14/2024	at Alabama	W	77-59	2467



2023-24 Arkansas Women's Basketball
Team High/Low Analysis
All games

Page 1/4
as of Jan 16, 2024

Arkansas - Game Highs

POINTS	100		Louisiana Tech (12/07/2023)
	83		Georgia (01/07/2024)
	82		at Arkansas St. (11/17/2023)
	82		Murray St. (11/10/2023)
	81		Central Ark. (11/20/2023)
	81		ULM (11/07/2023)
FIELD GOALS MADE	36		Louisiana Tech (12/07/2023)
	30		at Arkansas St. (11/17/2023)
	30		Murray St. (11/10/2023)
FIELD GOAL ATTEMPTS	79		at Florida St. (11/30/2023)
	72		at Alabama (01/14/2024)
FIELD GOAL PERCENTAGE	.554	(36-65)	Louisiana Tech (12/07/2023)
	.476	(30-63)	at Arkansas St. (11/17/2023)
3 PT FG MADE	14		Georgia (01/07/2024)
	14		Louisiana Tech (12/07/2023)
3 PT FG ATTEMPTS	41		at Florida St. (11/30/2023)
	41		vs Wisconsin (N) (11/24/2023)
3 PT FG PERCENTAGE	.500	(14-28)	Louisiana Tech (12/07/2023)
	.412	(14-34)	Georgia (01/07/2024)
FREE THROWS MADE	28		ULM (11/07/2023)
	20		Samford (12/16/2023)
	20		Central Ark. (11/20/2023)
FREE THROW ATTEMPTS	44		ULM (11/07/2023)
	29		Samford (12/16/2023)
FREE THROW PERCENTAGE	1.000	(12-12)	at Arkansas St. (11/17/2023)
	.917	(11-12)	Mississippi St. (01/11/2024)
REBOUNDS	57		ULM (11/07/2023)
	52		at Alabama (01/14/2024)
ASSISTS	19		Louisiana Tech (12/07/2023)
	16		at Arkansas St. (11/17/2023)
STEALS	13		Louisiana Tech (12/07/2023)
	12		Georgia (01/07/2024)
BLOCKED SHOTS	11		at Alabama (01/14/2024)
	9		at Florida St. (11/30/2023)
TURNOVERS	18		at Kentucky (01/04/2024)
	18		Murray St. (11/10/2023)
FOULS	20		at Kentucky (01/04/2024)
	16		vs Illinois (N) (12/20/2023)
	16		Ark.-Pine Bluff (12/10/2023)
	16		vs Marquette (N) (11/25/2023)



2023-24 Arkansas Women's Basketball Team High/Low Analysis All games

Page 3/4
as of Jan 16, 2024

Arkansas - Game Lows

POINTS	58	vs Marquette (N) (11/25/2023)
	60	vs Illinois (N) (12/20/2023)
	63	Mississippi St. (01/11/2024)
	63	at Kentucky (01/04/2024)
	65	vs Wisconsin (N) (11/24/2023)
FIELD GOALS MADE	18	vs Marquette (N) (11/25/2023)
	21	Mississippi St. (01/11/2024)
	21	at Kentucky (01/04/2024)
	21	UIW (12/31/2023)
	21	Samford (12/16/2023)
	21	UCLA (12/03/2023)
	21	vs Wisconsin (N) (11/24/2023)
FIELD GOAL ATTEMPTS	54	UIW (12/31/2023)
	54	vs Marquette (N) (11/25/2023)
FIELD GOAL PERCENTAGE	.300 (21-70)	vs Wisconsin (N) (11/24/2023)
	.309 (21-68)	Mississippi St. (01/11/2024)
3 PT FG MADE	4	at Kentucky (01/04/2024)
	4	vs Illinois (N) (12/20/2023)
3 PT FG ATTEMPTS	23	vs Illinois (N) (12/20/2023)
	24	at Alabama (01/14/2024)
	24	UCLA (12/03/2023)
	24	Central Ark. (11/20/2023)
3 PT FG PERCENTAGE	.148 (4-27)	at Kentucky (01/04/2024)
	.167 (5-30)	ULM (11/07/2023)
FREE THROWS MADE	8	vs Illinois (N) (12/20/2023)
	8	at Florida St. (11/30/2023)
FREE THROW ATTEMPTS	11	at Florida St. (11/30/2023)
	12	Mississippi St. (01/11/2024)
	12	at Arkansas St. (11/17/2023)
FREE THROW PERCENTAGE	.500 (8-16)	vs Illinois (N) (12/20/2023)
	.538 (14-26)	Louisiana Tech (12/07/2023)
REBOUNDS	26	UCLA (12/03/2023)
	32	vs UIC (N) (12/21/2023)
	32	vs Marquette (N) (11/25/2023)
	32	Central Ark. (11/20/2023)
ASSISTS	5	ULM (11/07/2023)
	7	at Kentucky (01/04/2024)
	7	UCLA (12/03/2023)
STEALS	3	vs Marquette (N) (11/25/2023)
	4	Mississippi St. (01/11/2024)
	4	vs Illinois (N) (12/20/2023)
	4	at Florida St. (11/30/2023)
	4	at Arkansas St. (11/17/2023)
	4	Murray St. (11/10/2023)
BLOCKED SHOTS	2	Louisiana Tech (12/07/2023)
	3	Central Ark. (11/20/2023)
	3	at Arkansas St. (11/17/2023)
TURNOVERS	8	Little Rock (11/14/2023)
	9	Mississippi St. (01/11/2024)
	9	at Florida St. (11/30/2023)
FOULS	7	Little Rock (11/14/2023)
	10	Mississippi St. (01/11/2024)



2023-24 Arkansas Women's Basketball
Category Leaders
All games

Page 1/3
as of Jan 16, 2024

Points

##	Player	G	Pts	Pts/G
0	Scott, Taliah	16	356	22.3
2	Spencer, Samara	19	263	13.8
43	Daniels, Makayla	19	206	10.8
4	Poffenbarger, Saylor	19	200	10.5
30	Dauda, Maryam	19	161	8.5
23	Keats, Carly	19	112	5.9
34	Lawrence, Jenna	14	30	2.1
13	Goforth, Sasha	7	21	3.0
55	Ellis, Emrie	10	13	1.3
20	Johnson, Karley	7	11	1.6
10	Sánchez Cerqueira, Cristina	13	7	0.5

Scoring Average

##	Player	G	Pts	Pts/G
0	Scott, Taliah	16	356	22.3
2	Spencer, Samara	19	263	13.8
43	Daniels, Makayla	19	206	10.8
4	Poffenbarger, Saylor	19	200	10.5
30	Dauda, Maryam	19	161	8.5
23	Keats, Carly	19	112	5.9
13	Goforth, Sasha	7	21	3.0
34	Lawrence, Jenna	14	30	2.1
20	Johnson, Karley	7	11	1.6
55	Ellis, Emrie	10	13	1.3
10	Sánchez Cerqueira, Cristina	13	7	0.5

Field Goal Percentage

##	Player	FG	Att	Pct
30	Dauda, Maryam	55	123	.447
34	Lawrence, Jenna	10	23	.435
43	Daniels, Makayla	69	163	.423
0	Scott, Taliah	121	288	.420
55	Ellis, Emrie	4	10	.400
2	Spencer, Samara	85	237	.359
4	Poffenbarger, Saylor	69	203	.340
23	Keats, Carly	39	115	.339
20	Johnson, Karley	3	11	.273
13	Goforth, Sasha	7	30	.233
10	Sánchez Cerqueira, Cristina	3	15	.200

Field Goal Attempts

##	Player	G	Att	Att/G
0	Scott, Taliah	16	288	18.0
2	Spencer, Samara	19	237	12.5
4	Poffenbarger, Saylor	19	203	10.7
43	Daniels, Makayla	19	163	8.6
30	Dauda, Maryam	19	123	6.5

Field Goals Made

##	Player	G	Made	Made/G
0	Scott, Taliah	16	121	7.6
2	Spencer, Samara	19	85	4.5
43	Daniels, Makayla	19	69	3.6
4	Poffenbarger, Saylor	19	69	3.6
30	Dauda, Maryam	19	55	2.9

3-Point FG Percentage

##	Player	3FG	Att	Pct
55	Ellis, Emrie	3	4	.750
43	Daniels, Makayla	32	92	.348
4	Poffenbarger, Saylor	33	101	.327
30	Dauda, Maryam	11	35	.314
34	Lawrence, Jenna	5	16	.313
0	Scott, Taliah	40	132	.303
23	Keats, Carly	23	80	.288
2	Spencer, Samara	25	88	.284
20	Johnson, Karley	1	4	.250

3-Point FG Attempts

##	Player	G	Att	Att/G
0	Scott, Taliah	16	132	8.3
4	Poffenbarger, Saylor	19	101	5.3
43	Daniels, Makayla	19	92	4.8
2	Spencer, Samara	19	88	4.6
23	Keats, Carly	19	80	4.2

3-Point FG Made

##	Player	G	Made	Made/G
0	Scott, Taliah	16	40	2.5
4	Poffenbarger, Saylor	19	33	1.7
43	Daniels, Makayla	19	32	1.7
2	Spencer, Samara	19	25	1.3
23	Keats, Carly	19	23	1.2



2023-24 Arkansas Women's Basketball Category Leaders All games

Page 2/3
as of Jan 16, 2024

Free Throw Percentage

##	Player	Made	Att	Pct
55	Ellis, Emrie	2	2	1.000
0	Scott, Taliah	74	90	.822
23	Keats, Carly	11	14	.786
30	Dauda, Maryam	40	51	.784
2	Spencer, Samara	68	92	.739
4	Poffenbarger, Saylor	29	43	.674
34	Lawrence, Jenna	5	8	.625
43	Daniels, Makayla	36	60	.600
10	Sánchez Cerqueira, Cristina	1	2	.500
13	Goforth, Sasha	7	16	.438
20	Johnson, Karley	4	10	.400

Free Throw Attempts

##	Player	G	Att	Att/G
2	Spencer, Samara	19	92	4.8
0	Scott, Taliah	16	90	5.6
43	Daniels, Makayla	19	60	3.2
30	Dauda, Maryam	19	51	2.7
4	Poffenbarger, Saylor	19	43	2.3

Free Throws Made

##	Player	G	Made	Made/G
0	Scott, Taliah	16	74	4.6
2	Spencer, Samara	19	68	3.6
30	Dauda, Maryam	19	40	2.1
43	Daniels, Makayla	19	36	1.9
4	Poffenbarger, Saylor	19	29	1.5

Rebounds

##	Player	G	Reb	Reb/G
4	Poffenbarger, Saylor	19	244	12.8
30	Dauda, Maryam	19	134	7.1
2	Spencer, Samara	19	90	4.7
43	Daniels, Makayla	19	83	4.4
0	Scott, Taliah	16	56	3.5

Assists

##	Player	G	Ast	Ast/G
2	Spencer, Samara	19	62	3.3
43	Daniels, Makayla	19	48	2.5
4	Poffenbarger, Saylor	19	34	1.8
0	Scott, Taliah	16	23	1.4
30	Dauda, Maryam	19	22	1.2

Rebounds Average

##	Player	G	Reb	Reb/G
4	Poffenbarger, Saylor	19	244	12.8
30	Dauda, Maryam	19	134	7.1
2	Spencer, Samara	19	90	4.7
43	Daniels, Makayla	19	83	4.4
0	Scott, Taliah	16	56	3.5

Steals

##	Player	G	Stl	Stl/G
43	Daniels, Makayla	19	36	1.9
4	Poffenbarger, Saylor	19	33	1.7
2	Spencer, Samara	19	23	1.2
30	Dauda, Maryam	19	15	0.8
0	Scott, Taliah	16	7	0.4

Offensive Rebounds

##	Player	G	OReb	OReb/G
4	Poffenbarger, Saylor	19	48	2.5
30	Dauda, Maryam	19	47	2.5
43	Daniels, Makayla	19	25	1.3
2	Spencer, Samara	19	11	0.6
13	Goforth, Sasha	7	8	1.1

Blocked Shots

##	Player	G	Blk	Blk/G
30	Dauda, Maryam	19	45	2.4
4	Poffenbarger, Saylor	19	28	1.5
13	Goforth, Sasha	7	13	1.9
34	Lawrence, Jenna	14	6	0.4
55	Ellis, Emrie	10	6	0.6

Defensive Rebounds

##	Player	G	DReb	DReb/G
4	Poffenbarger, Saylor	19	196	10.3
30	Dauda, Maryam	19	87	4.6
2	Spencer, Samara	19	79	4.2
43	Daniels, Makayla	19	58	3.1
0	Scott, Taliah	16	49	3.1

Minutes

##	Player	G	Min	Min/G
2	Spencer, Samara	19	632	33:16
43	Daniels, Makayla	19	621	32:39
4	Poffenbarger, Saylor	19	618	32:30
0	Scott, Taliah	16	581	36:19
30	Dauda, Maryam	19	540	28:25

Fouls

##	Player	G	PF	PF/G
43	Daniels, Makayla	19	53	2.8
30	Dauda, Maryam	19	50	2.6
0	Scott, Taliah	16	30	1.9
4	Poffenbarger, Saylor	19	30	1.6
2	Spencer, Samara	19	26	1.4

Turnovers

##	Player	G	TO	TO/G
0	Scott, Taliah	16	59	3.7
2	Spencer, Samara	19	51	2.7
30	Dauda, Maryam	19	33	1.7
4	Poffenbarger, Saylor	19	31	1.6
43	Daniels, Makayla	19	30	1.6

Foul Outs

##	Player	G	FO
2	Spencer, Samara	19	1
30	Dauda, Maryam	19	1



2023-24 Arkansas Women's Basketball
Points-rebounds-assists
All games

Page 1/1
as of Jan 16, 2024

Opponent	Date	Score	W	0 SCOTT,TALI	2 SPENCER,SA	4 POFFENBARG	8 FRANKLIN,B	10 SÁNCHEZ CE	13 GOFORTH,SA	20 JOHNSON,KA	21 LINDSEY,LO	23 KEATS,CARL	30 DAUDA,MARY	34 LAWRENCE,J
ULM	11/07/2023	81-76	W	29-6-1	16-8-2	7-21-1	DNP	0-2-0	4-7-0	DNP	DNP	4-0-0	4-7-0	DNP
Murray St.	11/10/2023	82-79	W	25-3-1	11-5-7	10-12-3	DNP	0-2-1	9-2-0	DNP	DNP	9-0-0	3-8-0	0-1-0
Little Rock	11/14/2023	77-36	W	18-3-0	6-2-5	12-8-1	DNP	1-2-0	2-4-0	1-2-0	0-0-1	14-4-0	15-7-0	3-3-1
at Arkansas St.	11/17/2023	82-67	W	34-5-2	9-3-3	9-14-4	DNP	DNP	2-2-1	DNP	DNP	3-1-1	11-9-2	DNP
Central Ark.	11/20/2023	81-67	W	17-4-3	16-2-1	17-6-0	DNP	0-0-1	4-2-1	DNP	DNP	0-2-0	14-8-1	0-1-0
vs Wisconsin	11/24/2023	65-62	W	18-5-1	13-6-2	4-10-2	DNP	DNP	0-0-0	DNP	DNP	4-2-0	4-11-3	DNP
vs Marquette	11/25/2023	58-74	L	21-3-0	8-2-3	13-7-2	DNP	2-1-0	0-2-0	0-2-0	DNP	9-0-0	2-4-1	0-0-0
at Florida St.	11/30/2023	71-58	W	24-4-2	15-1-6	13-23-2	DNP	DNP	DNP	DNP	DNP	3-1-0	6-6-0	DNP
UCLA	12/03/2023	66-81	L	23-2-1	2-2-1	12-7-0	DNP	0-1-0	DNP	DNP	DNP	2-1-1	14-2-2	0-0-0
Louisiana Tech	12/07/2023	100-60	W	29-2-1	20-8-6	12-11-2	0-1-0	0-2-0	DNP	0-2-1	DNP	8-2-1	9-3-0	10-1-0
Ark.-Pine Bluff	12/10/2023	70-74	L	31-6-2	4-8-1	13-10-3	DNP	0-1-0	DNP	DNP	DNP	0-0-1	6-4-0	DNP
Samford	12/16/2023	68-54	W	9-0-2	20-5-4	2-13-1	DNP	2-1-0	DNP	DNP	DNP	7-0-0	11-9-0	3-5-0
vs Illinois	12/20/2023	60-59	W	17-1-1	17-4-1	8-19-2	DNP	0-0-0	DNP	DNP	DNP	2-0-0	9-4-0	2-2-0
vs UIC	12/21/2023	66-58	W	26-6-2	13-0-2	17-11-1	DNP	DNP	DNP	DNP	DNP	2-2-0	3-8-3	3-1-0
UIW	12/31/2023	67-48	W	24-3-4	9-3-2	9-19-2	0-0-0	2-3-0	DNP	2-0-0	DNP	0-1-1	13-5-1	0-2-0
at Kentucky	01/04/2024	63-73	L	11-3-0	25-7-3	9-15-1	DNP	0-0-0	DNP	0-0-0	DNP	10-1-0	4-3-1	0-2-0
Georgia	01/07/2024	83-43	W	DNP	15-6-4	15-17-4	0-0-0	0-1-0	DNP	5-1-0	DNP	16-1-2	8-11-1	0-0-0
Mississippi St.	01/11/2024	63-66	L	DNP	13-4-6	9-7-3	DNP	DNP	DNP	DNP	DNP	12-0-1	17-13-2	6-2-1
at Alabama	01/14/2024	77-59	W	DNP	31-14-3	9-14-0	DNP	DNP	DNP	3-2-0	DNP	7-1-0	8-12-5	3-4-0

Opponent	Date	Score	W	43 DANIELS,MA	55 ELLIS,EMRI
ULM	11/07/2023	81-76	W	17-2-1	DNP
Murray St.	11/10/2023	82-79	W	15-6-1	DNP
Little Rock	11/14/2023	77-36	W	3-5-3	2-4-0
at Arkansas St.	11/17/2023	82-67	W	8-4-2	6-0-1
Central Ark.	11/20/2023	81-67	W	11-3-4	2-2-0
vs Wisconsin	11/24/2023	65-62	W	22-8-3	0-1-0
vs Marquette	11/25/2023	58-74	L	3-5-6	0-0-0
at Florida St.	11/30/2023	71-58	W	10-6-2	0-2-0
UCLA	12/03/2023	66-81	L	10-3-2	3-1-0
Louisiana Tech	12/07/2023	100-60	W	12-6-7	0-1-1
Ark.-Pine Bluff	12/10/2023	70-74	L	16-4-4	DNP
Samford	12/16/2023	68-54	W	14-3-2	DNP
vs Illinois	12/20/2023	60-59	W	5-3-4	DNP
vs UIC	12/21/2023	66-58	W	2-2-0	DNP
UIW	12/31/2023	67-48	W	8-5-1	DNP
at Kentucky	01/04/2024	63-73	L	4-2-2	DNP
Georgia	01/07/2024	83-43	W	24-7-3	0-0-0
Mississippi St.	01/11/2024	63-66	L	6-6-1	0-1-0
at Alabama	01/14/2024	77-59	W	16-3-0	DNP

2023-24 SPECIALTY STATS

(ARKANSAS/OPPONENT)

Opponent	Result	Pts Off TO	Pts in Paint	2nd Chance	Fast Break	Bench	Ties	Lead Chng	Ark Largest Lead	Best Ark Run	Opp Largest Lead	Opp Best Run	Ark Led	Opp Led
vs. ULM	W, 81-76	15 / 19	38 / 40	6 / 2	15 / 24	8 / 14	8	6	14	5:42	4th	9-0	5	6:05
vs. Murray State	W, 82-79	12 / 30	44 / 28	4 / 9	20 / 14	18 / 43	4	3	24	7:22	3rd	11-0	5	2:02
vs. Little Rock	W, 77-36	18 / 6	36 / 16	14 / 5	12 / 3	23 / 6	1	1	43	5:31	4th	15-0	2	9:30
at Arkansas State	W, 82-67	13 / 11	28 / 26	16 / 14	10 / 2	11 / 8	4	11	21	0:02	3rd	10-0	6	3:49
vs. Central Arkansas	W, 81-67	20 / 12	24 / 24	14 / 9	9 / 9	6 / 25	1	0	20	2:59	2nd	9-0	0	10:00
vs. Wisconsin	W, 65-62	15 / 4	12 / 24	19 / 9	14 / 8	4 / 13	6	5	11	4:46	2nd	11-0	10	9:40
vs. Maquette	L, 74-58	12 / 18	14 / 36	6 / 9	16 / 15	11 / 10	0	0	0	10:00	1st	8-0	28	6:28
at #15 Florida State	W, 71-58	14 / 7	20 / 24	7 / 5	9 / 7	3 / 11	3	7	23	8:36	4th	14-0	8	3:40
vs. #2 UCLA	L, 81-66	13 / 20	22 / 40	10 / 20	7 / 19	5 / 28	0	1	6	8:39	1st	15-0	30	0:35
vs. LA Tech	W, 100-60	13 / 8	42 / 28	12 / 1	17 / 9	18 / 25	0	0	44	6:44	4th	22-0	0	10:00
vs. UAPB	L, 74-70	12 / 18	18 / 36	11 / 35	15 / 15	0 / 22	5	8	12	2:25	2nd	9-0	4	4:46
vs. Samford	W, 68-54	16 / 19	28 / 12	12 / 4	7 / 10	12 / 0	4	2	17	0:31	4th	10-0	3	5:47
vs. Illinois	W, 60-59	5 / 11	26 / 32	10 / 13	2 / 5	4 / 11	5	12	7	8:31	1st	8-0	5	6:15
vs. UIC	W, 66-58	8 / 13	12 / 36	5 / 8	5 / 13	5 / 22	2	3	14	4:44	4th	11-0	3	7:24
vs. UIW	W, 67-48	16 / 9	20 / 18	9 / 11	9 / 5	4 / 20	0	4	21	1:31	4th	10-0	6	6:10
at Kentucky	L, 73-63	10 / 12	28 / 46	5 / 8	0 / 4	10 / 22	6	7	4	6:48	1st	8-0	14	0:58
vs. Georgia	W, 83-43	21 / 8	24 / 12	17 / 12	19 / 9	5 / 14	0	0	44	6:06	4th	12-0	0	10:00
vs. Mississippi State	L, 66-63	0 / 8	22 / 42	12 / 10	8 / 8	6 / 6	5	2	2	3:40	4th	11-0	15	2:41
at Alabama	W, 77-59	22 / 9	40 / 24	7 / 4	9 / 10	6 / 11	1	3	20	0:58	4th	15-0	11	3:27



2023-24 Arkansas Women's Basketball Player Highs Analysis All games

Page 1/2
as of Jan 16, 2024

Arkansas - Individual Game Highs

POINTS	34		Taliah Scott at Arkansas St. (11/17/2023)
	31		Samara Spencer at Alabama (01/14/2024)
	31		Taliah Scott vs Ark.-Pine Bluff (12/10/2023)
	29		Taliah Scott vs Louisiana Tech (12/07/2023)
	29		Taliah Scott vs ULM (11/07/2023)
FIELD GOALS MADE	12		Taliah Scott vs Louisiana Tech (12/07/2023)
	12		Taliah Scott at Arkansas St. (11/17/2023)
FIELD GOAL ATTEMPTS	29		Samara Spencer at Alabama (01/14/2024)
	24		Taliah Scott vs UIC (N) (12/21/2023)
FIELD GOAL PERCENTAGE (min 5 made)	.857	(6-7)	Saylor Poffenbarger vs UIC (N) (12/21/2023)
	.750	(12-16)	Taliah Scott vs Louisiana Tech (12/07/2023)
3 PT FG MADE	6		Taliah Scott vs UIC (N) (12/21/2023)
	6		Taliah Scott vs Ark.-Pine Bluff (12/10/2023)
3 PT FG ATTEMPTS	14		Taliah Scott vs Ark.-Pine Bluff (12/10/2023)
	13		Taliah Scott at Florida St. (11/30/2023)
3 PT FG PERCENTAGE (min 2 made)	1.000	(2-2)	Emrie Ellis at Arkansas St. (11/17/2023)
	.750	(3-4)	Saylor Poffenbarger vs Central Ark. (11/20/2023)
FREE THROWS MADE	10		Samara Spencer vs ULM (11/07/2023)
	9		Samara Spencer at Kentucky (01/04/2024)
	9		Taliah Scott at Arkansas St. (11/17/2023)
	9		Taliah Scott vs ULM (11/07/2023)
FREE THROW ATTEMPTS	14		Samara Spencer at Kentucky (01/04/2024)
	13		Taliah Scott vs ULM (11/07/2023)
FREE THROW PERCENTAGE (min 3 made)	1.000	(9-9)	Taliah Scott at Arkansas St. (11/17/2023)
	1.000	(7-7)	Taliah Scott vs Murray St. (11/10/2023)
	1.000	(6-6)	Maryam Dauda vs Samford (12/16/2023)
	1.000	(5-5)	Maryam Dauda vs Mississippi St. (01/11/2024)
	1.000	(5-5)	Samara Spencer vs Georgia (01/07/2024)
	1.000	(5-5)	Maryam Dauda vs UIW (12/31/2023)
	1.000	(4-4)	Maryam Dauda vs Georgia (01/07/2024)
	1.000	(4-4)	Saylor Poffenbarger vs UIW (12/31/2023)
	1.000	(4-4)	Taliah Scott vs UIW (12/31/2023)
	1.000	(4-4)	Taliah Scott at Florida St. (11/30/2023)
	1.000	(4-4)	Samara Spencer vs Central Ark. (11/20/2023)
	1.000	(4-4)	Saylor Poffenbarger vs Little Rock (11/14/2023)
	1.000	(3-3)	Saylor Poffenbarger vs UIC (N) (12/21/2023)
	1.000	(3-3)	Taliah Scott vs Central Ark. (11/20/2023)
	1.000	(3-3)	Samara Spencer at Arkansas St. (11/17/2023)
REBOUNDS	23		Saylor Poffenbarger at Florida St. (11/30/2023)
	21		Saylor Poffenbarger vs ULM (11/07/2023)
ASSISTS	7		Makayla Daniels vs Louisiana Tech (12/07/2023)
	7		Samara Spencer vs Murray St. (11/10/2023)
STEALS	5		Makayla Daniels vs Georgia (01/07/2024)
	5		Saylor Poffenbarger vs UIC (N) (12/21/2023)
	5		Saylor Poffenbarger vs Louisiana Tech (12/07/2023)
BLOCKED SHOTS	10		Maryam Dauda at Alabama (01/14/2024)
	5		Saylor Poffenbarger vs Ark.-Pine Bluff (12/10/2023)
TURNOVERS	9		Taliah Scott at Arkansas St. (11/17/2023)
	7		Samara Spencer at Alabama (01/14/2024)
	7		Taliah Scott vs UIW (12/31/2023)
	7		Taliah Scott vs Ark.-Pine Bluff (12/10/2023)
FOULS	5		Maryam Dauda at Kentucky (01/04/2024)
	5		Samara Spencer vs Ark.-Pine Bluff (12/10/2023)



0 Taliah Scott | Fr. | 5-9 | G | Orange Park, Fla. (St. Johns Country Day School)

SCOTT BENCHMARK STATS				
SEASON HIGHS	Points	34	at A-State	11-17-23
	FG Made	12	vs. LA Tech	12-7-23*
	FG Att.	24	vs. UIC	12-21-23
	3FG Made	6	vvs. UIC	12-21-23*
	3FG Att.	14	vs. UAPB	12-10-23
	FT Made	9	at A-State	11-17-23*
	FT Att.	13	vs. ULM	11-7-23
	Off. Reb.	2	vs. UAPB	12-10-23*
	Def. Reb.	6	vs. UIC	12-21-23
	Rebounds	6	vs. UIC	12-21-23*
	Assists	4	vs. UIW	12-31-23
	Blocks	1	at Kentucky	1-4-24*
	Steals	2	at Kentucky	1-4-24
	Minutes	40	at Kentucky	1-4-24*

CAREER HIGHS	Points	34	at A-State	11-17-23
	FG Made	12	vs. LA Tech	12-7-23*
	FG Att.	24	vs. UIC	12-21-23
	3FG Made	6	vvs. UIC	12-21-23*
	3FG Att.	14	vs. UAPB	12-10-23
	FT Made	9	at A-State	11-17-23*
	FT Att.	13	vs. ULM	11-7-23
	Off. Reb.	2	vs. UAPB	12-10-23*
	Def. Reb.	6	vs. UIC	12-21-23
	Rebounds	6	vs. UIC	12-21-23*
	Assists	4	vs. UIW	12-31-23
	Blocks	1	at Kentucky	1-4-24*
	Steals	2	at Kentucky	1-4-24
	Minutes	40	at Kentucky	1-4-24*

SEC HIGHS	Points	11	at Kentucky	1-4-24
	FG Made	5	at Kentucky	1-4-24
	FG Att.	16	at Kentucky	1-4-24
	3FG Made	1	at Kentucky	1-4-24
	3FG Att.	8	at Kentucky	1-4-24
	FT Made	N/A		
	FT Att.	N/A		
	Off. Reb.	N/A		
	Def. Reb.	3	at Kentucky	1-4-24
	Rebounds	3	at Kentucky	1-4-24
	Assists	N/A		
	Blocks	1	at Kentucky	1-4-24
	Steals	2	at Kentucky	1-4-24
	Minutes	40	at Kentucky	1-4-24

NOTABLES	Stat	23-24	Career
	Double Figure Pts	15	15
	Double Figure Rebs	-	-
	Double-Doubles	-	-
	5+ Assists	-	-
	3+ Blocks	-	-
	3+ Steals	-	-
	Led Team in Pts	13	13
	Led Team in Reb	-	-
	20+ Points	10	10
	30+ Points	2	2

* Most Recent

GAME NOTES

- Out for last three games due to back injury with status remaining day-to-day
- Named to West Palm Beach Classic All-Tournament Team, averaging 21.5 PPG vs. Illinois and UIC
- Matched program record of five SEC Freshman of the Week awards just seven weeks into the season
- Paces SEC in scoring (22.3), field goal attempts (288) and minutes/gm (36.3)
- In NCAA, eighth in points/gm, 11th in total points, 15th in field goal attempts, 19th in 3-point attempts (132), 20th in minutes/gm and 28th in free throws made (74)
- Her 356 points is higher than Kelsey Plum (295) & Chelsea Dungee (280) through their first 16 games
- No. 11 ranked player in the 2023 HoopGurlz Recruiting Rankings – ESPNW 100 and five-star prospect
- McDonald's All-American, Gatorade Florida Girls Basketball Player of the Year & Florida Dairy Farmers Miss Basketball
- Finished high school with 2,735 points, which is third most points by a NE Florida girls basketball player
- Led the country in scoring for the majority of the year during her senior year with an incredible 36.2 points, 9.2 rebounds, 4.8 assists and 3.0 steals per game at St. Johns Country Day

FASTBREAK WITH TALIAH SCOTT

- Daughter of Derrick and Marika Scott
- Her dad played basketball at UNF
- Majoring in psychology
- Was nine when she started playing basketball and seeing her brother play inspired her to do so, while she was doing gymnastics at the time
- Shot her first 3-pointer ever at an Orlando Magic game family shooting contest
- Dedication this season to her best friend, Mike, who passed away a couple years ago

#0 SCOTT, Taliah

Opponent	Date	GS	MIN	Total		3-Pointers		Free throws		Rebounds			PF	A	TO	BLK	STL	PTS	AVG	
				FG-FGA	PCT	3FG-3FGA	PCT	FT-FTA	PCT	OFF	DEF	TOT								AVG
ULM	11/07/2023	*	32:13	9-20	.450	2-8	.250	9-13	.692	1	5	6	6.0	2	1	2	0	29	29.0	
Murray St.	11/10/2023	*	34:30	9-20	.450	0-4	.000	7-7	1.000	0	3	3	4.5	0	1	5	0	25	27.0	
Little Rock	11/14/2023	*	28:50	6-11	.545	1-4	.250	5-6	.833	1	2	3	4.0	1	0	4	0	18	24.0	
at Arkansas St.	11/17/2023	*	40:00	12-21	.571	1-9	.111	9-9	1.000	2	3	5	4.3	2	2	9	0	134	26.5	
Central Ark.	11/20/2023	*	35:55	7-17	.412	0-3	.000	3-3	1.000	0	4	4	4.2	2	3	3	0	17	24.6	
vs Wisconsin	11/24/2023	*	37:56	6-20	.300	4-12	.333	2-2	1.000	0	5	5	4.3	1	1	1	0	18	23.5	
vs Marquette	11/25/2023	*	35:09	6-14	.429	2-7	.286	7-8	.875	0	3	3	4.1	3	0	2	0	21	23.1	
at Florida St.	11/30/2023	*	33:56	8-21	.381	4-13	.308	4-4	1.000	0	4	4	4.1	2	2	2	0	24	23.3	
UCLA	12/03/2023	*	38:55	6-21	.286	3-7	.429	8-9	.889	0	2	2	3.9	1	1	4	0	1	23	23.2
Louisiana Tech	12/07/2023	*	31:00	12-16	.750	5-8	.625	0-4	.000	0	2	2	3.7	1	1	3	0	1	29	23.8
Ark.-Pine Bluff	12/10/2023	*	40:00	9-20	.450	6-14	.429	7-8	.875	2	4	6	3.9	3	2	7	0	0	31	24.5
Samford	12/16/2023	*	36:54	2-12	.167	0-5	.000	5-9	.556	0	0	0	3.6	2	2	3	1	1	9	23.2
vs Illinois	12/20/2023	*	37:55	7-15	.467	1-6	.167	2-2	1.000	1	0	1	3.4	3	1	3	0	0	17	22.7
vs UIC	12/21/2023	*	40:00	9-24	.375	6-12	.500	2-2	1.000	0	6	6	3.6	2	2	0	0	0	26	22.9
UIW	12/31/2023	*	37:56	8-20	.400	4-12	.333	4-4	1.000	0	3	3	3.5	1	4	7	0	0	24	23.0
at Kentucky	01/04/2024	*	39:59	5-16	.313	1-8	.125	0-0	.000	0	3	3	3.5	4	0	4	1	2	11	22.3
Totals			16	581:09	121-288	.420	40-132	.303	74-90	.822	7	49	56 3.5	30	23	59	2	7	356	22.3

Player Averages

Games Played	Minutes/game	Points/game	FG Pct	3FG Pct	FT Pct	Rebounds/game	Assists/game	Turnovers/game	Assist/Turnover ratio	Steals/game	Blocks/game
16	36.3	22.3	42.0	30.3	82.2	3.5	1.4	3.7	0.4	0.4	0.1

CAREER STATISTICS

				Field Goals		3-Point		F-Throws		Rebounds									Scoring	
SEASON	TEAM	GP-GS	MIN/AVG	FG-FGA	FG%	3FG-3FGA	3FG%	FT-FTA	FT%	OFF	DEF	TOT	AVG	PF-FO	A	TO	BLK	STL	PTS	AVG
2023-24	Ark	16-16	581/36.3	121-288	.420	40-132	.303	74-90	.822	7	49	56	3.5	30-0	23	59	2	7	356	22.3
TOTAL		16-16	581/36.3	121-288	.420	40-132	.303	74-90	.822	7	49	56	3.5	30-0	23	59	2	7	356	22.3



2 Samara Spencer | Jr. | 5-7 | G | Fort Lauderdale, Fla. (St. Thomas Aquinas HS)

SPENCER BENCHMARK STATS

SEASON HIGHS

Points	31	at Alabama	1-14-24
FG Made	11	at Alabama	1-14-24
FG Att.	29	at Alabama	1-14-24
3FG Made	3	vs. LA Tech	12-7-23*
3FG Att.	11	vs. Wisconsin	11-24-23
FT Made	10	vs. ULM	11-7-23
FT Att.	14	at Kentucky	1-4-24
Off. Reb.	2	at Alabama	1-14-24*
Def. Reb.	12	at Alabama	1-14-24
Rebounds	14	at Alabama	1-14-24
Assists	7	vs. Murray State	11-10-23
Blocks	2	vs. Marquette	11-25-23
Steals	3	vs. #2 UCLA	12-3-23
Minutes	39	vs. Miss. State	1-11-24*

CAREER HIGHS

Points	32	vs. Oral Roberts	12-4-22
FG Made	11	at Alabama	1-14-24
FG Att.	29	at Alabama	1-14-24
3FG Made	6	vs. Oral Roberts	12-4-22
3FG Att.	11	vs. Wisconsin	11-24-23*
FT Made	10	vs. ULM	11-7-23
FT Att.	16	vs. Lamar	12-8-22
Off. Reb.	2	at Alabama	1-14-24*
Def. Reb.	12	at Alabama	1-14-24
Rebounds	14	at Alabama	1-14-24
Assists	11	vs. LA Tech	3-16-23
Blocks	2	vs. Marquette	11-25-23*
Steals	4	vs. NAU	11-24-22*
Minutes	43	vs. Ole Miss	1-29-23*

SEC HIGHS

Points	31	at Alabama	1-14-24
FG Made	11	at Alabama	1-14-24
FG Att.	29	at Alabama	1-14-24
3FG Made	5	vs. Miss. State	1-23-22
3FG Att.	8	vs. Texas A&M	2-26-23*
FT Made	9	at Kentucky	1-4-24
FT Att.	14	at Kentucky	1-4-24
Off. Reb.	2	at Alabama	1-14-24*
Def. Reb.	12	at Alabama	1-14-24
Rebounds	14	at Alabama	1-14-24
Assists	9	vs. Tennessee	2-16-23
Blocks	2	vs. Missouri	3-2-23
Steals	3	at Miss. State	2-23-23*
Minutes	43	vs. Ole Miss	1-29-23*

NOTABLES

Stat	21-22	22-23	23-24	Career
Double Figure Pts	20	27	13	60
Double Figure Rebs	-	-	1	1
Double-Doubles	-	2	1	3
5+ Assists	5	13	5	23
3+ Blocks	-	-	-	-
3+ Steals	2	4	1	7
Led Team in Pts	5	14	4	23
Led Team in Reb	1	2	1	4
20+ Points	3	8	4	15
30+ Points	-	1	1	2

* Most Recent

GAME NOTES

- Coming off third career double-double w/ 31 points & 14 rebounds w/ three assists at Alabama
 - Playing her best basketball at the start of SEC play, averaging 21.0 points, 7.8 rebounds and 4.0 assists/gm in league play, with her scoring average ranked No. 3 in SEC games
 - Tied a game-high 17 points with the game-winning assist vs. Illinois at the West Palm Beach Classic
 - Became 33rd member of the 1K club at Arkansas, sixth in the Mike Neighbors era at No. 15 Florida State
 - Ranks third in free throw makes (68), free throw attempts (92) and minutes/gm (33.3) in the SEC
 - Among active SEC players, fourth in assists (312), which is 15th most in school history and eighth in scoring (1,173), being one of 11 in the league with over 1,000 career points at an SEC school
 - Leading returning scorer with 14.4 PPG and a team-leading 154 assists last season
 - Logged a near triple-double with 14 points, 11 assists and six rebounds vs. LA Tech in WNIT First Round
 - 2022 SEC Freshman of the Year
- ### FASTBREAK WITH SAMARA SPENCER
- Majoring in recreation and sport management
 - Realized she wanted to play basketball when she saw her was watching a Tennessee WBB game when she was 7
 - Loves to take pictures as a hobby
 - Wears #2 because it's her favorite number
 - Most notable skills on court: speed and IQ
 - Proudest accomplishment in basketball: winning SEC Freshman of the Year

#2 SPENCER, Samara

			Total			3-Pointers		Free throws		Rebounds										
Opponent	Date	GS	MIN	FG-FGA	PCT	3FG-3FGA	PCT	FT-FTA	PCT	OFF	DEF	TOT	AVG	PF	A	TO	BLK	STL	PTS	AVG
ULM	11/07/2023	*	30:29	3-7	.429	0-1	.000	10-12	.833	1	7	8	8.0	0	2	5	0	1	16	16.0
Murray St.	11/10/2023	*	38:09	4-9	.444	2-5	.400	1-2	.500	0	5	5	6.5	2	7	4	0	0	11	13.5
Little Rock	11/14/2023	*	25:00	3-8	.375	0-3	.000	0-0	.000	0	2	2	5.0	0	5	0	0	1	6	11.0
at Arkansas St.	11/17/2023	*	31:42	3-6	.500	0-2	.000	3-3	1.000	0	3	3	4.5	2	3	1	0	2	9	10.5
Central Ark.	11/20/2023	*	23:16	5-9	.556	2-4	.500	4-4	1.000	0	2	2	4.0	0	1	1	0	1	16	11.6
vs Wisconsin	11/24/2023	*	35:15	3-17	.176	3-11	.273	4-6	.667	1	5	6	4.3	1	2	3	1	2	13	11.8
vs Marquette	11/25/2023	*	32:44	2-8	.250	1-3	.333	3-5	.600	0	2	2	4.0	1	3	3	2	1	8	11.3
at Florida St.	11/30/2023	*	37:34	5-15	.333	3-7	.429	2-2	1.000	0	1	1	3.6	1	6	2	0	0	15	11.8
UCLA	12/03/2023	*	21:41	1-4	.250	0-0	.000	0-0	.000	0	2	2	3.4	3	1	2	0	3	2	10.7
Louisiana Tech	12/07/2023	*	29:24	7-12	.583	3-8	.375	3-6	.500	1	7	8	3.9	0	6	3	0	2	20	11.6
Ark.-Pine Bluff	12/10/2023	*	33:05	1-11	.091	1-4	.250	1-2	.500	1	7	8	4.3	5	1	2	0	2	4	10.9
Samford	12/16/2023	*	35:18	7-12	.583	0-2	.000	6-8	.750	0	5	5	4.3	1	4	1	0	0	20	11.7
vs Illinois	12/20/2023	*	35:15	7-19	.368	2-7	.286	1-4	.250	0	4	4	4.3	2	1	4	0	1	17	12.1
vs UIUC	12/21/2023	*	37:52	3-14	.214	2-6	.333	5-6	.833	0	0	0	4.0	0	2	3	0	0	13	12.1
UIW	12/31/2023	*	30:16	3-5	.600	1-3	.333	2-3	.667	1	2	3	3.9	2	2	1	0	2	9	11.9
at Kentucky	01/04/2024	*	39:15	8-17	.471	0-2	.000	9-14	.643	2	5	7	4.1	2	3	4	0	2	25	12.8
Georgia	01/07/2024	*	37:37	4-15	.267	2-6	.333	5-5	1.000	1	5	6	4.2	1	4	3	0	1	15	12.9
Mississippi St.	01/11/2024	*	38:45	5-20	.250	1-7	.143	2-2	1.000	1	3	4	4.2	0	6	2	0	0	13	12.9
at Alabama	01/14/2024	*	39:24	11-29	.379	2-7	.286	7-8	.875	2	12	14	4.7	3	3	7	0	2	31	13.8
Totals			19	632:00	85-237	.359	25-88	68-92	.739	11	79	90	4.7	26	62	51	3	23	263	13.8

Player Averages

Games Played	Minutes/game	Points/game	FG Pct	3FG Pct	FT Pct	Rebounds/game	Assists/game	Turnovers/game	Assist/Turnover ratio	Steals/game	Blocks/game
19	33.3	13.8	35.9	28.4	73.9	4.7	3.3	2.7	1.2	1.2	0.2

CAREER STATISTICS

SEASON	TEAM	GP-GS	MIN/AVG	Field Goals FG-FGA FG%	3-Point 3FG-3FGA 3FG%	F-Throws FT-FTA FT%	Rebounds OFF DEF TOT AVG	Scoring PF-FO A TO BLK STL PTS AVG
2021-22	Ark	31-27	930/30.0	138-325 .425	44-128 .344	59-98 .602	18 96 114 3.7	49-0 96 82 8 36 379 12.2
2022-23	Ark	37-37	1256/33.9	183-459 .399	65-201 .323	100-182 .549	6 133 139 3.8	70-2 154 112 10 41 531 14.4
2023-24	Ark	19-19	632/33.3	85-237 .359	25-88 .284	68-92 .739	11 79 90 4.7	26-1 62 51 3 23 263 13.8
TOTAL		87-83	2818/32.4	406-1021 .398	134-417 .321	227-372 .610	35 308 343 3.9	145-3 312 245 21 100 1173 13.5



4 Saylor Poffenbarger | R-So. | 6-2 | G | Middletown, Conn. (Middletown HS | UConn)

POFFENBARGER BENCHMARK STATS

SEASON HIGHS	Points	17	vs. UIC	12-21-23*
	FG Made	6	vs. UIC	12-21-23*
	FG Att.	18	at #15 FSU	11-30-23
	3FG Made	4	vs. Georgia	1-7-24*
	3FG Att.	12	at #15 FSU	11-30-23
	FT Made	5	at Kentucky	1-4-24*
	FT Att.	6	at Kentucky	1-4-24
	Off. Reb.	5	at Alabama	1-14-24*
	Def. Reb.	19	at #15 FSU	11-30-23
	Rebounds	23	at #15 FSU	11-30-23
	Assists	4	avs. Georgia	1-7-24*
	Blocks	5	vs. UAPB	12-10-23

CAREER HIGHS	Points	24	at Missouri	1-8-23
	FG Made	8	at Missouri	1-8-23*
	FG Att.	18	at #15 FSU	11-30-23
	3FG Made	4	vs. Georgia	1-7-24*
	3FG Att.	12	at #15 FSU	11-30-23
	FT Made	6	at Missouri	1-8-23
	FT Att.	7	at Missouri	1-8-23
	Off. Reb.	5	at Alabama	1-14-24*
	Def. Reb.	19	at #15 FSU	11-30-23
	Rebounds	23	at #15 FSU	11-30-23
	Assists	6	vs. #25 K-State	11-26-22
	Blocks	5	vs. UAPB	12-10-23

SEC HIGHS	Points	24	at Missouri	1-8-23
	FG Made	8	at Missouri	1-8-23*
	FG Att.	17	at Kentucky	1-1-23
	3FG Made	4	vs. Georgia	1-7-24
	3FG Att.	9	vs. Miss. State	1-11-24
	FT Made	7	vs. Vanderbilt	1-16-23
	FT Att.	8	vs. Vanderbilt	1-16-23
	Off. Reb.	5	at Alabama	1-14-24
	Def. Reb.	13	vs. Georgia	1-7-24*
	Rebounds	17	vs. Georgia	1-7-24
	Assists	5	vs. Texas A&M	2-26-23
	Blocks	3	at Kentucky	1-4-24*

NOTABLES	Stat	22-23	23-24	Career
	Double Figure Pts	13	10	23
	Double Figure Rebs	9	14	23
	20+ Rebounds	-	2	2
	Double-Doubles	4	6	10
	5+ Assists	6	-	6
	3+ Blocks	2	4	6
	3+ Steals	-	5	5
	Led Team in Pts	4	1	5
	Led Team in Reb	15	16	31
	20+ Points	2	-	2
	30+ Points	-	-	-

* Most Recent

GAME NOTES

- Coming off near double-double with nine points and 14 rebounds at Alabama
- Had sixth double-double this season with 15 points and 17 rebounds w/ four assists vs. Georgia
- Broke the school record for single-game rebounds with 23 at No. 15 Florida State
- Only player in Arkansas history to log four 19+ rebound games in a career (done all this season)
- Leads SEC in rebounds/gm (12.8) & defensive rebounds/gm (10.3) & fifth in minutes/gm (32.5)
- In the NCAA, leads the way in defensive rebounds/gm & No. 2 in rebounds/gm & total rebounds (244)
- Has logged 18 more offensive rebounds in 19 games this year than she had all 2022-23 (30)
- Named to SEC All-Freshman Team and tied school record with five SEC Freshman of the Week awards
- Only one rebound away from 500 in her career and No. 4 in single-season def. rebounds (196)
- Tallied career-high 24 points at Missouri and later had 23 vs. No. 1 South Carolina in SEC Tournament
- Transferred to Arkansas midyear during 2021-22 season from UConn

FASTBREAK WITH SAYLOR POFFENBARGER

- Majoring in communication
- Switched to No. 4 this season to honor her brother, Fordham, who passed away when he was 4
- Also playing for Ella Bresee, her best friend who passed away from brain cancer
- Comes from an athletic family: mother, Amy, played basketball at Missouri and was a huge influence on Saylor's basketball journey, and three of her brothers play quarterback: Reese - starting quarterback for Albany, Brittin - sophomore in HS football and Higgins -fifth grade football player
- Played against teammate Makayla Daniels a few times in high school, growing up 10 miles from her
- Favorite movie: Legally Blonde

#4 POFFENBARGER, Saylor

Opponent	Date	GS	MIN	Total		3-Pointers		Free throws		Rebounds				PF	A	TO	BLK	STL	PTS	AVG	
				FG-FGA	PCT	3FG-3FGA	PCT	FT-FTA	PCT	OFF	DEF	TOT	AVG								
ULM	11/07/2023	*	37:51	3-12	.250	0-5	.000	1-2	.500	3	18	21	21.0	1	1	2	1	1	7	7.0	
Murray St.	11/10/2023	*	31:57	4-9	.444	0-2	.000	2-4	.500	1	11	12	16.5	3	3	3	3	3	10	8.5	
Little Rock	11/14/2023	*	24:09	3-8	.375	2-4	.500	4-4	1.000	1	7	8	13.7	1	1	0	2	1	12	9.7	
at Arkansas St.	11/17/2023	*	29:48	4-10	.400	1-5	.200	0-0	.000	4	10	14	13.8	2	4	1	0	0	9	9.5	
Central Ark.	11/20/2023	*	26:47	6-10	.600	3-4	.750	2-2	1.000	1	5	6	12.2	1	0	0	1	2	17	11.0	
vs Wisconsin	11/24/2023	*	32:28	2-8	.250	0-4	.000	0-4	.000	3	7	10	11.8	1	2	1	1	3	4	9.8	
vs Marquette	11/25/2023	*	23:55	5-11	.455	3-7	.429	0-0	.000	1	6	7	11.1	1	2	1	2	0	13	10.3	
at Florida St.	11/30/2023	*	37:43	4-18	.222	4-12	.333	1-2	.500	4	19	23	12.6	2	2	1	3	2	13	10.6	
UCLA	12/03/2023	*	28:23	5-13	.385	2-4	.500	0-0	.000	1	6	7	12.0	0	0	2	1	1	12	10.8	
Louisiana Tech	12/07/2023	*	21:33	5-11	.455	2-3	.667	0-0	.000	2	9	11	11.9	0	2	2	0	5	12	10.9	
Ark.-Pine Bluff	12/10/2023	*	39:09	4-15	.267	4-9	.444	1-2	.500	2	8	10	11.7	2	3	2	5	2	13	11.1	
Samford	12/16/2023	*	31:23	0-5	.000	0-4	.000	2-3	.667	3	10	13	11.8	2	1	2	0	1	2	10.3	
vs Illinois	12/20/2023	*	37:09	2-7	.286	1-4	.250	3-5	.600	5	14	19	12.4	3	2	0	2	1	8	10.2	
vs UIC	12/21/2023	*	37:52	6-7	.857	2-3	.667	3-3	1.000	2	9	11	12.3	1	1	1	1	5	17	10.6	
UIW	12/31/2023	*	27:57	2-11	.182	1-6	.167	4-4	1.000	2	17	19	12.7	1	2	4	0	0	9	10.5	
at Kentucky	01/04/2024	*	40:00	2-11	.182	0-5	.000	5-6	.833	2	13	15	12.9	3	1	4	3	3	9	10.4	
Georgia	01/07/2024	*	35:01	5-12	.417	4-6	.667	1-2	.500	4	13	17	13.1	3	4	2	0	1	15	10.7	
Mississippi St.	01/11/2024	*	40:00	3-13	.231	3-9	.333	0-0	.000	2	5	7	12.8	0	3	1	2	1	9	10.6	
at Alabama	01/14/2024	*	34:31	4-12	.333	1-5	.200	0-0	.000	5	9	14	12.8	3	0	2	1	1	9	10.5	
Totals			19	617:37	69-203	.340	33-101	.327	29-43	.674	48	196	244	12.8	30	34	31	28	33	200	10.5

Player Averages

Games Played	Minutes/game	Points/game	FG Pct	3FG Pct	FT Pct	Rebounds/game	Assists/game	Turnovers/game	Assist/Turnover ratio	Steals/game	Blocks/game
19	32.5	10.5	34.0	32.7	67.4	12.8	1.8	1.6	1.1	1.7	1.5

CAREER STATISTICS

SEASON	TEAM	GP-GS	MIN/AVG	Field Goals		3-Point		F-Throws		Rebounds				Scoring						
				FG-FGA	FG%	3FG-3FGA	3FG%	FT-FTA	FT%	OFF	DEF	TOT	AVG	PF-FO	A	TO	BLK	STL	PTS	AVG
2020-21	UConn	12-0	33/2.7	2-15	.133	1-11	.091	1-1	1.000	1	3	4	0.3	2-0	0	0	1	0	6	0.5
2022-23	Ark	37-37	1190/32.2	109-329	.331	36-157	.229	62-88	.705	30	225	255	6.9	87-3	89	76	40	20	316	8.5
2023-24	Ark	19-19	618/32.5	69-203	.340	33-101	.327	29-43	.674	48	196	244	12.8	30-0	34	31	28	33	200	10.5
TOTAL FOR Ark		56-56	1808/32.3	178-532	.335	69-258	.267	91-131	.695	78	421	499	8.9	117-3	123	107	68	53	516	9.2
TOTAL		68-56	1841/27.1	180-547	.329	70-269	.260	92-132	.697	79	424	503	7.4	119-3	123	107	69	53	522	7.7



8 Bea Franklin | Gr. | 5-10 | G | Seattle, Wash. (Seattle Prep)

FRANKLIN BENCHMARK STATS

SEASON HIGHS

Points	N/A		
FG Made	N/A		
FG Att.	1	vs. LA Tech	12-7-23
3FG Made	N/A		
3FG Att.	N/A		
FT Made	N/A		
FT Att.	N/A		
Off. Reb.	1	vs. LA Tech	12-7-23
Def. Reb.	N/A		
Rebounds	1	vs. LA Tech	12-7-23
Assists	N/A		
Blocks	N/A		
Steals	N/A		
Minutes	5	vs. LA Tech	12-7-23

CAREER HIGHS

Points	N/A		
FG Made	N/A		
FG Att.	1	vs. LA Tech	12-7-23
3FG Made	N/A		
3FG Att.	N/A		
FT Made	N/A		
FT Att.	N/A		
Off. Reb.	1	vs. LA Tech	12-7-23
Def. Reb.	N/A		
Rebounds	1	vs. LA Tech	12-7-23
Assists	N/A		
Blocks	N/A		
Steals	N/A		
Minutes	5	vs. LA Tech	12-7-23

SEC HIGHS

Points	N/A		
FG Made	N/A		
FG Att.	N/A		
3FG Made	N/A		
3FG Att.	N/A		
FT Made	N/A		
FT Att.	N/A		
Off. Reb.	N/A		
Def. Reb.	N/A		
Rebounds	N/A		
Assists	N/A		
Blocks	N/A		
Steals	N/A		
Minutes	2	vs. Georgia	1-7-24

NOTABLES

Stat	23-24	Career
Double Figure Pts	-	-
Double Figure Rebs	-	-
Double-Doubles	-	-
5+ Assists	-	-
3+ Blocks	-	-
3+ Steals	-	-
Led Team in Pts	-	-
Led Team in Reb	-	-
20+ Points	-	-
30+ Points	-	-

* Most Recent

GAME NOTES

- Will be away from the team for a few weeks, was drafted by the Chicago Red Stars in the third round, No. 41 overall, in the NWSL Draft
- Made SEC debut on the basketball court, logging nearly 2.5 minutes vs. Georgia
- Logged first collegiate basketball appearance vs. LA Tech, pulling down an offensive board in five minutes
- Three-sport athlete in high school with soccer, basketball and tennis
- Led Seattle Prep to a 20-9 record, 12-4 in 3A Metro Girls Basketball standings in 2016-17
- During the 2016-17 season, averaged 9.9 points, 4.6 rebounds, 4.1 assists & 1.5 steals per game
- On the soccer pitch, tabbed 2023 SEC Midfielder of the Year and SEC Scholar-Athlete of the Year
- Named All-American in her graduate season, leading Hogs in goals (9), assists (9) and points
- Two-time All-SEC Team recipient and All-Tournament Team honoree for Arkansas soccer
- Served as Student-Athlete Advisory Committee President in 2022-23

DUAL SPORT WBB STUDENT-ATHLETES IN NCAA

- Anaya Brown – track & field and basketball at UT Martin
- Nadiyah Byard – track & field (high jump) and basketball at App State
- Maggie Pina – field hockey and basketball at BU, now at Northwestern
- Tori Tollefson – softball and basketball at South Dakota State

#8 FRANKLIN, Bea

2023-2024 Season																			
Opponent	Date	GS	MIN	Total		3-Pointers		Free throws		Rebounds				PF	A TO	BLK	STL	PTS	AVG
				FG-FGA	PCT	3FG-3FGA	PCT	FT-FTA	PCT	OFF	DEF	TOT	AVG						
Louisiana Tech	12/07/2023		05:13	0-1	.000	0-0	.000	0-0	.000	1	0	1	1.0	0	0	0	0	0.0	
UIW	12/31/2023		01:06	0-0	.000	0-0	.000	0-0	.000	0	0	0	0.5	1	0	0	0	0.0	
Georgia	01/07/2024		02:23	0-0	.000	0-0	.000	0-0	.000	0	0	0	0.3	0	0	1	0	0.0	
Totals			0 08:42	0-1	.000	0-0	.000	0-0	.000	1	0	1	0.3	1	0	1	0	0.0	

Player Averages

Games Played	Minutes/ game	Points/ game	FG Pct	3FG Pct	FT Pct	Rebounds/ game	Assists/ game	Turnovers/ game	Assist/Turnover ratio	Steals/ game	Blocks/ game
3	2.9	0.0	0.0	0.0	0.0	0.3	0.0	0.3	0.0	0.0	0.0

CAREER STATISTICS

SEASON	TEAM	GP-GS	MIN/AVG	Field Goals FG-FGA	FG%	3-Point 3FG-3FGA	3FG%	F-Throws FT-FTA	FT%	Rebounds OFF DEF TOT AVG	PF-FO	A TO	BLK	STL	PTS	AVG
2023-24	Ark	3-0	9/2.9	0-1	.000	0-0	.000	0-0	.000	1	0	1	0	0	0	0.0
TOTAL		3-0	9/2.9	0-1	.000	0-0	.000	0-0	.000	1	0	1	0	0	0	0.0



10 Cristina Sanchez Cerqueira | Fr. | 6-1 | F | Granada, Spain (Sglegle XXI)

SANCHEZ BENCHMARK STATS

SEASON HIGHS	Points	2	vs. UIW	12-31-23*
	FG Made	1	vs. UIW	12-31-23*
	FG Att.	3	vs. Marquette	11-25-23
	3FG Made	N/A		
	3FG Att.	1	at Kentucky	1-4-24*
	FT Made	1	vs. Little Rock	11-14-23
	FT Att.	2	vs. Little Rock	11-14-23
	Off. Reb.	2	vs. Little Rock	11-14-23
	Def. Reb.	2	vs. UIW	12-31-23*
	Rebounds	3	vs. UIW	12-31-23
	Assists	1	vs. Murray State	11-10-23
	Blocks	1	vs. Georgia	1-7-24*
	Steals	N/A		
	Minutes	11	vs. LA Tech	12-7-23

CAREER HIGHS	Points	2	vs. UIW	12-31-23*
	FG Made	1	vs. UIW	12-31-23*
	FG Att.	3	vs. Marquette	11-25-23
	3FG Made	N/A		
	3FG Att.	1	at Kentucky	1-4-24*
	FT Made	1	vs. Little Rock	11-14-23
	FT Att.	2	vs. Little Rock	11-14-23
	Off. Reb.	2	vs. Little Rock	11-14-23
	Def. Reb.	2	vs. UIW	12-31-23*
	Rebounds	3	vs. UIW	12-31-23
	Assists	1	vs. Murray State	11-10-23
	Blocks	1	vs. Little Rock	11-14-23
	Steals	N/A		
	Minutes	11	vs. LA Tech	12-7-23

SEC HIGHS	Points	N/A		
	FG Made	N/A		
	FG Att.	1	at Kentucky	1-4-24
	3FG Made	N/A		
	3FG Att.	1	at Kentucky	1-4-24
	FT Made	N/A		
	FT Att.	N/A		
	Off. Reb.	N/A		
	Def. Reb.	1	vs. Georgia	1-7-24
	Rebounds	1	vs. Georgia	1-7-24
	Assists	N/A		
	Blocks	1	vs. Georgia	1-7-24
	Steals	N/A		
	Minutes	3	at Kentucky	1-4-24

NOTABLES	Stat	23-24	Career
	Double Figure Pts	-	-
	Double Figure Rebs	-	-
	Double-Doubles	-	-
	5+ Assists	-	-
	3+ Blocks	-	-
	3+ Steals	-	-
	Led Team in Pts	-	-
	Led Team in Reb	-	-
	20+ Points	-	-
	30+ Points	-	-

* Most Recent

GAME NOTES

- Has played in two SEC games, most recently 2.5 minutes vs. Georgia
- Scored first collegiate field goal vs. Marquette at the Fort Myers Tip-Off
- A member of the Spanish National Team
- Played at FIBA U18 3x3 World Cup in Hungary and the European Youth Olympic Festival 3x3 in Slovenia
- With Sglegle XXI, played in 26 games during the 2022-23 season, averaging 6.4 points, 5.4 rebounds and 1.3 steals per game
- Efficient rebounder with Sglegle XXI, logging 15 games with 5+ rebounds
- Earned gold and silver medals at the Andalucian Cup U14
- Chosen to the Andalucias Team three times and won a silver and bronze medal at the nationals cup

FASTBREAK WITH CRISTINA SANCHEZ CERQUEIRA

- Daughter of Peque and Felix and has a little brother
- Her parents both played basketball and inspire her the most
- Majoring in kinesiology
- She was 13 when she first started playing basketball and was a gymnast before that until she was getting too tall
- Loves going to Jenna Lawrences' family's house for dinner
- Favorite professional team is FCB (Barcelona) and favorite professional athlete is Rafa Nadal

#10 SANCHEZ CERQUEIRA, Cristina

Opponent	Date	GS	MIN	Total		3-Pointers		Free throws		Rebounds				PF	A	TO	BLK	STL	PTS	AVG
				FG-FGA	PCT	3FG-3FGA	PCT	FT-FTA	PCT	OFF	DEF	TOT	AVG							
ULM	11/07/2023		02:09	0-2	.000	0-0	.000	0-0	.000	1	1	2	2.0	0	0	0	0	0	0	0.0
Murray St.	11/10/2023		04:58	0-1	.000	0-0	.000	0-0	.000	0	2	2	2.0	2	1	0	0	0	0	0.0
Little Rock	11/14/2023		05:43	0-2	.000	0-0	.000	1-2	.500	2	0	2	2.0	0	0	0	1	0	1	0.3
Central Ark.	11/20/2023		06:27	0-0	.000	0-0	.000	0-0	.000	0	0	0	1.5	2	1	0	0	0	0	0.3
vs Marquette	11/25/2023		09:02	1-3	.333	0-1	.000	0-0	.000	1	0	1	1.4	0	0	3	0	0	2	0.6
UCLA	12/03/2023		03:39	0-0	.000	0-0	.000	0-0	.000	0	1	1	1.3	2	0	0	0	0	0	0.5
Louisiana Tech	12/07/2023		10:56	0-1	.000	0-0	.000	0-0	.000	0	2	2	1.4	2	0	0	0	0	0	0.4
Ark.-Pine Bluff	12/10/2023		05:59	0-0	.000	0-0	.000	0-0	.000	0	1	1	1.4	2	0	0	0	0	0	0.4
Samford	12/16/2023		03:14	1-1	1.000	0-0	.000	0-0	.000	0	1	1	1.3	0	0	0	0	0	2	0.6
vs Illinois	12/20/2023		04:03	0-2	.000	0-0	.000	0-0	.000	0	0	0	1.2	1	0	0	0	0	0	0.5
UIW	12/31/2023		05:21	1-2	.500	0-0	.000	0-0	.000	1	2	3	1.4	0	0	1	0	0	2	0.6
at Kentucky	01/04/2024		03:26	0-1	.000	0-1	.000	0-0	.000	0	0	0	1.3	0	0	1	0	0	0	0.6
Georgia	01/07/2024		02:23	0-0	.000	0-0	.000	0-0	.000	0	1	1	1.2	1	0	0	1	0	0	0.5
Totals		0	67:20	3-15	.200	0-2	.000	1-2	.500	5	11	16	1.2	12	2	5	2	0	7	0.5

Player Averages

Games Played	Minutes/ game	Points/ game	FG Pct	3FG Pct	FT Pct	Rebounds/ game	Assists/ game	Turnovers/ game	Assist/Turnover ratio	Steals/ game	Blocks/ game
13	5.2	0.5	20.0	0.0	50.0	1.2	0.2	0.4	0.4	0.0	0.2

CAREER STATISTICS

				Field Goals		3-Point		F-Throws		Rebounds				Scoring	
SEASON	TEAM	GP-GS	MIN/AVG	FG-FGA	FG%	3FG-3FGA	3FG%	FT-FTA	FT%	OFF	DEF	TOT	AVG	PF-FO	A
2023-24	Ark	13-0	67/5.2	3-15	.200	0-2	.000	1-2	.500	5	11	16	1.2	12-0	2
TOTAL		13-0	67/5.2	3-15	.200	0-2	.000	1-2	.500	5	11	16	1.2	12-0	2



20 Karley Johnson | So. | 5-9 | G | Oklahoma City, Okla. (Mustang HS)

JOHNSON BENCHMARK STATS

SEASON HIGHS

Points	5	vs. Georgia	1-7-24
FG Made	1	at Alabama	1-14-24*
FG Att.	4	at Alabama	1-14-24
3FG Made	1	vs. Georgia	1-7-24
3FG Att.	2	at Alabama	1-14-24
FT Made	2	vs. Georgia	1-7-24
FT Att.	4	vs. Georgia	1-7-24
Off. Reb.	2	at Alabama	1-14-24*
Def. Reb.	2	vs. Marquette	11-25-23
Rebounds	2	at Alabama	1-14-24*
Assists	1	vs. LA Tech	12-7-23
Blocks	N/A		
Steals	1	vs. LA Tech	12-7-23*
Minutes	20	at Alabama	1-14-24

CAREER HIGHS

Points	5	vs. Georgia	1-7-24
FG Made	1	at Alabama	1-14-24*
FG Att.	4	at Alabama	1-14-24
3FG Made	1	vs. Georgia	1-7-24
3FG Att.	2	at Alabama	1-14-24
FT Made	2	vs. Georgia	1-7-24
FT Att.	4	vs. Georgia	1-7-24
Off. Reb.	2	at Alabama	1-14-24*
Def. Reb.	2	vs. Marquette	11-25-23
Rebounds	2	at Alabama	1-14-24*
Assists	1	vs. LA Tech	12-7-23*
Blocks	N/A		
Steals	1	vs. LA Tech	12-7-23*
Minutes	20	at Alabama	1-14-24

SEC HIGHS

Points	5	vs. Georgia	1-7-24
FG Made	1	at Alabama	1-14-24*
FG Att.	1	at Alabama	1-14-24
3FG Made	1	vs. Georgia	1-7-24
3FG Att.	2	at Alabama	1-14-24
FT Made	2	vs. Georgia	1-7-24
FT Att.	4	vs. Georgia	1-7-24
Off. Reb.	2	at Alabama	1-14-24
Def. Reb.	1	vs. Georgia	1-7-24
Rebounds	2	at Alabama	1-14-24
Assists	N/A		
Blocks	N/A		
Steals	N/A		
Minutes	20	at Alabama	1-14-24

NOTABLES

Stat	22-23	23-24	Career
Double Figure Pts	-	-	-
Double Figure Rebs	-	-	-
Double-Doubles	-	-	-
5+ Assists	-	-	-
3+ Blocks	-	-	-
3+ Steals	-	-	-
Led Team in Pts	-	-	-
Led Team in Reb	-	-	-
20+ Points	-	-	-
30+ Points	-	-	-

* Most Recent

GAME NOTES

- Played the most valuable minutes of her career when the team needed her, logging a career-high 20.5 minutes with three points, two offensive rebounds and a +16 +/- at Alabama
- Recorded career-high five points in just five minutes vs. Georgia
- Played career-high 13 minutes, registering two boards, one assist and one steal vs. LA Tech
- Appeared in 10 games as a freshman in 2022-23
- Recognized as a 2022 McDonald's All-American nominee
- Tabbed a four-time Oklahoman's Super 5 Honorable Mention choice
- As a senior at Mustang, averaged 12.3 points, 4.3 rebounds and 3.1 assists per game

FASTBREAK WITH KARLEY JOHNSON

- One of nine children
- Majoring in family science
- Wears #20 because her grandpa wore it
- Notes how much she loved how the staff treated her and her family during the recruiting process
- Pregame ritual: puts everything on left to right
- Has English bulldogs named Roxie and Gus and a cat named Toast

#20 JOHNSON, Karley

Opponent	Date	GS	MIN	Total		3-Pointers		Free throws		Rebounds				PF	A	TO	BLK	STL	PTS	AVG
				FG-FGA	PCT	3FG-3FGA	PCT	FT-FTA	PCT	OFF	DEF	TOT	AVG							
Little Rock	11/14/2023		10:00	0-3	.000	0-1	.000	1-2	.500	2	0	2	2.0	0	0	0	0	1	1	1.0
vs Marquette	11/25/2023		04:09	0-0	.000	0-0	.000	0-0	.000	0	2	2	2.0	0	0	0	0	1	0	0.5
Louisiana Tech	12/07/2023		12:57	0-2	.000	0-0	.000	0-2	.000	1	1	2	2.0	2	1	0	0	1	0	0.3
UIW	12/31/2023		02:06	1-1	1.000	0-0	.000	0-0	.000	0	0	0	1.5	0	0	0	0	0	2	0.8
at Kentucky	01/04/2024		00:01	0-0	.000	0-0	.000	0-0	.000	0	0	0	1.2	1	0	0	0	0	0	0.6
Georgia	01/07/2024		05:15	1-1	1.000	1-1	1.000	2-4	.500	0	1	1	1.2	0	0	1	0	0	5	1.3
at Alabama	01/14/2024		20:31	1-4	.250	0-2	.000	1-2	.500	2	0	2	1.3	3	0	0	0	0	3	1.6
Totals		0	54:59	3-11	.273	1-4	.250	4-10	.400	5	4	9	1.3	6	1	0	3	11	1.6	

Player Averages

Games Played	Minutes/game	Points/game	FG Pct	3FG Pct	FT Pct	Rebounds/game	Assists/game	Turnovers/game	Assist/Turnover ratio	Steals/game	Blocks/game
7	7.9	1.6	27.3	25.0	40.0	1.3	0.1	0.1	1.0	0.4	0.0

CAREER STATISTICS

SEASON	TEAM	GP-GS	MIN/AVG	Field Goals		3-Point		F-Throws		Rebounds				Scoring			
				FG-FGA	FG%	3FG-3FGA	3FG%	FT-FTA	FT%	OFF	DEF	TOT	AVG	PF-FO	A	TO	BLK
2022-23	Ark	10-0	26/2.6	0-1	.000	0-0	.000	1-2	.500	1	1	2	0.2	1-0	1	0	0
2023-24	Ark	7-0	55/7.9	3-11	.273	1-4	.250	4-10	.400	5	4	9	1.3	6-0	1	1	0
TOTAL		17-0	81/4.8	3-12	.250	1-4	.250	5-12	.417	6	5	11	0.6	7-0	2	1	0



21 Loren Lindsey | So. | 5-11 | G | Fayetteville, Ark. (Fayetteville HS)

LINDSEY BENCHMARK STATS

SEASON HIGHS	Points	N/A		
	FG Made	N/A		
	FG Att.	N/A		
	3FG Made	N/A		
	3FG Att.	N/A		
	FT Made	N/A		
	FT Att.	N/A		
	Off. Reb.	N/A		
	Def. Reb.	N/A		
	Rebounds	N/A		
	Assists	1	vs. Little Rock	11-14-23
	Blocks	N/A		

CAREER HIGHS	Points	N/A		
	FG Made	N/A		
	FG Att.	N/A		
	3FG Made	N/A		
	3FG Att.	N/A		
	FT Made	N/A		
	FT Att.	N/A		
	Off. Reb.	N/A		
	Def. Reb.	1	vs. LA Tech	3-16-23
	Rebounds	1	vs. LA Tech	3-16-23
	Assists	1	vs. Little Rock	11-14-23
	Blocks	N/A		

SEC HIGHS	Points	N/A		
	FG Made	N/A		
	FG Att.	N/A		
	3FG Made	N/A		
	3FG Att.	N/A		
	FT Made	N/A		
	FT Att.	N/A		
	Off. Reb.	N/A		
	Def. Reb.	N/A		
	Rebounds	N/A		
	Assists	N/A		
	Blocks	N/A		

NOTABLES	Stat	22-23	23-24	Career
	Double Figure Pts	-	-	-
	Double Figure Rebs	-	-	-
	Double-Doubles	-	-	-
	5+ Assists	-	-	-
	3+ Blocks	-	-	-
	3+ Steals	-	-	-
	Led Team in Pts	-	-	-
	Led Team in Reb	-	-	-
	20+ Points	-	-	-
	30+ Points	-	-	-

* Most Recent

GAME NOTES

- Made season debut vs. Little Rock, playing over three minutes and tallying her first career assist
- Appeared in nine games as a true freshman
- Appeared in two SEC games and two of four Postseason WNIT contests
- Played season-high five minutes at Little Rock
- Played at Fayetteville High School, coming to Arkansas as a walk-on
- Tabbbed to All-Conference 6A West All-Defensive Team
- Northwest Arkansas Democrat Gazette Player of the Week (Feb. 2, 2022)

FASTBREAK WITH LOREN LINDSEY

- Finance major
- Grew up in Northwest Arkansas so it was always a dream to play for the Razorbacks, especially with her grandad, dad, uncle and cousins all playing football here
- Wears #21 because her grandpa did
- Favorite food is hibachi and her favorite restaurant in Fayetteville is Kobe
- Favorite movie: Hoosiers
- Has a mini lab, Sadie, and a shih-poo, Coco

#21 LINDSEY, Loren

Opponent	Date	GS	MIN	Total		3-Pointers		Free throws		Rebounds				PF	A	TO	BLK	STL	PTS	AVG
				FG-FGA	PCT	3FG-3FGA	PCT	FT-FTA	PCT	OFF	DEF	TOT	AVG							
Little Rock	11/14/2023		03:36	0-0	.000	0-0	.000	0-0	.000	0	0	0	0.0	0	1	0	0	0	0	0.0
Totals		0	03:36	0-0	.000	0-0	.000	0-0	.000	0	0	0	0.0	0	1	0	0	0	0	0.0

Player Averages

Games Played	Minutes/ game	Points/ game	FG Pct	3FG Pct	FT Pct	Rebounds/ game	Assists/ game	Turnovers/ game	Assist/Turnover ratio	Steals/ game	Blocks/ game
1	3.6	0.0	0.0	0.0	0.0	0.0	1.0	0.0	1.0	0.0	0.0

CAREER STATISTICS

				Field Goals		3-Point		F-Throws		Rebounds				Scoring						
SEASON	TEAM	GP-GS	MIN/AVG	FG-FGA	FG%	3FG-3FGA	3FG%	FT-FTA	FT%	OFF	DEF	TOT	AVG	PF-FO	A	TO	BLK	STL	PTS	AVG
2022-23	Ark	9-0	17/1.9	0-0	.000	0-0	.000	0-0	.000	0	1	1	0.1	0-0	0	0	0	0	0	0.0
2023-24	Ark	1-0	4/3.6	0-0	.000	0-0	.000	0-0	.000	0	0	0	0.0	0-0	1	0	0	0	0	0.0
TOTAL		10-0	20/2.0	0-0	.000	0-0	.000	0-0	.000	0	1	1	0.1	0-0	1	0	0	0	0	0.0



23 Carly Keats | So. | 5-8 | G | Choctaw, Miss. (Neshoba Central HS/Jones College)

KEATS BENCHMARK STATS

SEASON HIGHS

Points	16	vs. Georgia	1-7-24
FG Made	7	vs. Georgia	1-7-24
FG Att.	16	vs. Georgia	1-7-24
3FG Made	4	vs. Little Rock	11-14-23
3FG Att.	10	vs. Georgia	1-7-24*
FT Made	4	vs. ULM	11-7-23
FT Att.	5	vs. ULM	11-7-23
Off. Reb.	1	vs. Wisconsin	11-24-23
Def. Reb.	4	vs. Little Rock	11-14-23
Rebounds	4	vs. Little Rock	11-14-23
Assists	2	vs. Georgia	1-7-24
Blocks	2	vs. UIC	12-21-23
Steals	2	vs. ULM	11-7-23
Minutes	40	vs. Georgia	1-7-24

CAREER HIGHS

Points	16	vs. Georgia	1-7-24
FG Made	7	vs. Georgia	1-7-24
FG Att.	16	vs. Georgia	1-7-24
3FG Made	4	vs. Little Rock	11-14-23
3FG Att.	10	vs. Georgia	1-7-24*
FT Made	4	vs. ULM	11-7-23
FT Att.	5	vs. ULM	11-7-23
Off. Reb.	1	vs. Wisconsin	11-24-23
Def. Reb.	4	vs. Little Rock	11-14-23
Rebounds	4	vs. Little Rock	11-14-23
Assists	2	vs. Georgia	1-7-24
Blocks	2	vs. UIC	12-21-23
Steals	2	vs. ULM	11-7-23
Minutes	40	vs. Georgia	1-7-24

SEC HIGHS

Points	16	vs. Georgia	1-7-24
FG Made	7	vs. Georgia	1-7-24
FG Att.	16	vs. Georgia	1-7-24
3FG Made	3	vs. Miss. State	1-11-24*
3FG Att.	10	vs. Georgia	1-7-24
FT Made	1	vs. Miss. State	1-11-24*
FT Att.	2	at Kentucky	1-4-24
Off. Reb.	N/A		
Def. Reb.	1	vs. Georgia	1-7-24*
Rebounds	1	vs. Georgia	1-7-24*
Assists	2	vs. Georgia	1-7-24
Blocks	1	at Kentucky	1-4-24
Steals	1	vs. Georgia	1-7-24
Minutes	40	vs. Georgia	1-7-24

NOTABLES

Stat	23-24	Career
Double Figure Pts	4	4
Double Figure Rebs	-	-
Double-Doubles	-	-
5+ Assists	-	-
3+ Blocks	-	-
3+ Steals	-	-
Led Team in Pts	-	-
Led Team in Reb	-	-
20+ Points	-	-
30+ Points	-	-

* Most Recent

GAME NOTES

- Stepping up for the Hogs, coming off third straight start and registering seven points at Alabama
- Recorded 12 points off three 3-pointers in 37 minutes played in the start vs. Mississippi State
- Made first career start, playing all 40 minutes and logging a career-high 16 points, vs. Georgia
- Has tallied 23 triples this season, averaging 2.0 treys per game in SEC play, which is eighth in the league
- JUCO transfer from Jones College, leading JC to its seventh straight region crown to punch a ticket to the NJCAA DI Tournament with 9.7 points, 3.7 rebounds and 3.5 assists per game
- Named to the All-Region 23 Team at JC
- Started in 28 games as a freshman, finishing the year with 55 made 3-pointers for a 34.8 percentage
- Led Neshoba Central HS to an unblemished 33-0 record and a 5A State Championship in Mississippi

FASTBREAK WITH CARLY KEATS

- Majoring in anthropology
- Native American part of the Mississippi Band of Choctaw Indians
- An incredible stickball player
- Sister, Cori, plays basketball at East Central and brother, Cohen, plays baseball at Rust College
- Wears #23 because Michael Jordan is her favorite player, and she compares her game to his
- Loves the energy/chemistry Arkansas has as a team

#23 KEATS, Carly

Opponent	Date	GS	MIN	Total		3-Pointers		Free throws		Rebounds				PF	A	TO	BLK	STL	PTS	AVG
				FG-FGA	PCT	3FG-3FGA	PCT	FT-FTA	PCT	OFF	DEF	TOT	AVG							
ULM	11/07/2023		18:09	0-7	.000	0-6	.000	4-5	.800	0	0	0	0.0	1	0	2	0	2	4	4.0
Murray St.	11/10/2023		12:28	3-7	.429	3-5	.600	0-0	.000	0	0	0	0.0	0	0	0	0	0	9	6.5
Little Rock	11/14/2023		24:49	5-13	.385	4-10	.400	0-0	.000	0	4	4	1.3	0	0	1	0	0	14	9.0
at Arkansas St.	11/17/2023		06:38	1-2	.500	1-2	.500	0-0	.000	0	1	1	1.3	0	1	0	0	0	3	7.5
Central Ark.	11/20/2023		11:50	0-2	.000	0-2	.000	0-0	.000	0	2	2	1.4	0	0	1	0	0	0	6.0
vs Wisconsin	11/24/2023		08:27	1-2	.500	0-1	.000	2-2	1.000	1	2	1.5	1.0	1	0	0	0	0	4	5.7
vs Marquette	11/25/2023		15:47	3-6	.500	3-5	.600	0-0	.000	0	0	0	1.3	1	0	2	0	0	9	6.1
at Florida St.	11/30/2023		15:17	1-5	.200	1-3	.333	0-0	.000	0	1	1	1.3	1	0	2	1	0	3	5.8
UCLA	12/03/2023		26:24	0-6	.000	0-4	.000	2-2	1.000	0	1	1	1.2	1	1	0	0	0	2	5.3
Louisiana Tech	12/07/2023		22:02	3-9	.333	2-5	.400	0-0	.000	0	2	2	1.3	0	1	0	0	1	8	5.6
Ark.-Pine Bluff	12/10/2023		12:60	0-2	.000	0-2	.000	0-0	.000	0	0	0	1.2	0	1	0	0	0	0	5.1
Samford	12/16/2023		13:15	3-6	.500	1-3	.333	0-0	.000	0	0	0	1.1	1	0	0	0	0	7	5.3
vs Illinois	12/20/2023		10:25	1-2	.500	0-1	.000	0-1	.000	0	0	0	1.0	0	0	0	0	0	2	5.0
vs UIC	12/21/2023		15:15	1-4	.250	0-2	.000	0-0	.000	0	2	2	1.1	0	0	0	2	0	2	4.8
UIW	12/31/2023		14:57	0-1	.000	0-1	.000	0-0	.000	0	1	1	1.1	1	1	0	0	0	0	4.5
at Kentucky	01/04/2024		18:12	3-5	.600	3-5	.600	1-2	.500	0	1	1	1.1	1	0	0	1	0	10	4.8
Georgia	01/07/2024	*	40:00	7-16	.438	2-10	.200	0-0	.000	0	1	1	1.1	2	2	1	0	1	16	5.5
Mississippi St.	01/17/2024	*	36:53	4-11	.364	3-8	.375	1-1	1.000	0	0	0	1.0	4	1	3	0	0	12	5.8
at Alabama	01/14/2024	*	34:30	3-9	.333	0-5	.000	1-1	1.000	0	1	1	1.0	1	0	1	0	0	7	5.9
Totals			3 358:19	39-115	.339	23-80	.288	11-14	.786	1	18	19	1.0	15	8	13	4	4	112	5.9

Player Averages

Games Played	Minutes/game	Points/game	FG Pct	3FG Pct	FT Pct	Rebounds/game	Assists/game	Turnovers/game	Assist/Turnover ratio	Steals/game	Blocks/game
19	18.9	5.9	33.9	28.8	78.6	1.0	0.4	0.7	0.6	0.2	0.2

CAREER STATISTICS

				Field Goals		3-Point		F-Throws		Rebounds									Scoring	
SEASON	TEAM	GP-GS	MIN/AVG	FG-FGA	FG%	3FG-3FGA	3FG%	FT-FTA	FT%	OFF	DEF	TOT	AVG	PF-FO	A	TO	BLK	STL	PTS	AVG
2023-24	Ark	19-3	358/18.9	39-115	.339	23-80	.288	11-14	.786	1	18	19	1.0	15-0	8	13	4	4	112	5.9
TOTAL		19-3	358/18.9	39-115	.339	23-80	.288	11-14	.786	1	18	19	1.0	15-0	8	13	4	4	112	5.9



30 Maryam Dauda | R-So. | 6-4 | F | Bentonville, Ark. (Bentonville HS)

DAUDA BENCHMARK STATS

SEASON HIGHS	Points	17	vs. Miss. State	1-11-24
	FG Made	6	vs. Miss. State	1-11-24*
	FG Att.	11	vs. UCA	11-20-23
	3FG Made	3	vs. UCA	11-20-23*
	3FG Att.	6	vs. UCA	11-20-23*
	FT Made	6	vs. Samford	12-16-23
	FT Att.	6	vs. Samford	12-16-23
	Off. Reb.	7	at Alabama	1-14-24
	Def. Reb.	11	vs. Miss. State	1-11-24
	Rebounds	13	vs. Miss. State	1-11-24
	Assists	5	at Alabama	1-14-24
	Blocks	10	at Alabama	1-14-24
	Steals	4	vs. Georgia	1-7-24

CAREER HIGHS	Points	17	vs. Miss. State	1-11-24
	FG Made	6	vs. Miss. State	1-11-24*
	FG Att.	11	vs. UCA	11-20-23*
	3FG Made	3	vs. UCA	11-20-23*
	3FG Att.	6	vs. UCA	11-20-23*
	FT Made	6	vs. Samford	12-16-23
	FT Att.	6	vs. Samford	12-16-23*
	Off. Reb.	7	at Alabama	1-14-24
	Def. Reb.	11	vs. Miss. State	1-11-24
	Rebounds	13	vs. Miss. State	1-11-24
	Assists	5	at Alabama	1-14-24
	Blocks	10	at Alabama	1-14-24
	Steals	4	vs. Georgia	1-7-24

SEC HIGHS	Points	17	vs. Miss. State	1-11-24
	FG Made	6	vs. Miss. State	1-11-24
	FG Att.	10	vs. Miss. State	1-11-24*
	3FG Made	1	at #3/4 LSU	1-19-23*
	3FG Att.	4	vs. Miss. State	1-11-24*
	FT Made	5	vs. Miss. State	1-11-24
	FT Att.	5	vs. Miss. State	1-11-24
	Off. Reb.	7	at Alabama	1-14-24
	Def. Reb.	11	vs. Miss. State	1-11-24
	Rebounds	13	vs. Miss. State	1-11-24
	Assists	5	at Alabama	1-14-24
	Blocks	10	at Alabama	1-14-24
	Steals	4	vs. Georgia	1-7-24

NOTABLES	Stat	22-23	23-24	Career
	Double Figure Pts	4	7	11
	Double Figure Rebs	-	4	4
	Double-Doubles	-	2	2
	5+ Assists	-	1	1
	3+ Blocks	1	6	7
	10+ Blocks	-	-	1
	3+ Steals	-	2	2
	Led Team in Pts	-	1	1
	Led Team in Reb	-	2	2
	20+ Points	-	-	-
	30+ Points	-	-	-

* Most Recent

GAME NOTES

- Coming off the first double-double w/ rebounds & blocks in school history, logging 12 rebounds and a school record 10 blocks (previously held by Robyn Irwin since 1988) with eight points at Alabama
- Also had five assists and committed no fouls against the Crimson Tide, 10 blocks is second most in NCAA this year
- Registered her first career double-double w/ 17 points and 13 rebounds against Mississippi State
- Came up with first career buzzer beater vs. Illinois, finishing that game with nine points & two blocks
- Has tallied seven double-digit scoring games, 12 with 6+ rebounds and 14 with 2+ blocks, while logging 2+ blocks in 14 of 19 games
- Sits third in blocks/gm (2.4) & 13th in rebounds/gm (7.1) & defensive rebounds/gm (4.6) in league, as well as 14th in total blocks in the NCAA with 45. Her 4.0 blocks/gm in SEC play leads the league
- A member of the SEC Basketball Leadership Council
- Appeared in 35 games off the bench as a redshirt freshman last season after recovering from an ACL injury
- The 13th-ranked player and top-ranked post player in the ESPN HoopGurlz 2021 recruiting rankings, as well as a consensus five-star prospect and McDonald's All-American

FASTBREAK WITH MARYAM DAUDA

- Majoring in international business
- Born in Nigeria and moved to the U.S. when she was 12
- Father played professional basketball in Belgium, and he has been huge in developing her game
- Favorite pair of shoes: Air Jordan 11 'Cool Grey'
- Favorite TV show: Gilmore Girls
- Favorite thing about playing in the SEC is playing against the best of the best

#30 DAUDA, Maryam

Opponent	Date	GS	MIN	Total		3-Pointers		Free throws		Rebounds				PF	A	TO	BLK	STL	PTS	AVG	
				FG-FGA	PCT	3FG-3FGA	PCT	FT-FTA	PCT	OFF	DEF	TOT	AVG								
ULM	11/07/2023	*	27:08	1-5	.200	0-3	.000	2-4	.500	2	5	7	7.0	3	0	5	2	0	4	4.0	
Murray St.	11/10/2023	*	21:54	1-2	.500	1-1	1.000	0-0	.000	1	7	8	7.5	3	0	1	1	0	3	3.5	
Little Rock	11/14/2023	*	22:03	6-9	.667	1-1	1.000	2-2	1.000	2	5	7	7.3	1	0	2	0	0	15	7.3	
at Arkansas St.	11/17/2023	*	27:04	4-9	.444	3-6	.500	0-0	.000	3	6	9	7.8	3	2	1	2	0	11	8.3	
Central Ark.	11/20/2023	*	30:13	4-11	.364	3-6	.500	3-6	.500	2	6	8	7.8	3	1	1	0	3	14	9.4	
vs Wisconsin	11/24/2023	*	31:20	2-4	.500	0-1	.000	0-0	.000	6	5	11	8.3	4	3	2	3	2	4	8.5	
vs Marquette	11/25/2023	*	19:42	0-1	.000	0-1	.000	2-2	1.000	0	4	4	7.7	2	1	0	1	0	2	7.6	
at Florida St.	11/30/2023	*	29:23	3-9	.333	0-3	.000	0-1	.000	2	4	6	7.5	4	0	0	2	0	6	7.4	
UCLA	12/03/2023	*	28:50	5-9	.556	2-3	.667	2-2	1.000	1	1	2	6.9	3	2	0	2	1	14	8.1	
Louisiana Tech	12/07/2023	*	17:35	3-4	.750	0-0	.000	3-4	.750	1	2	3	6.5	1	0	1	2	0	9	8.2	
Ark.-Pine Bluff	12/10/2023	*	29:42	2-7	.286	0-1	.000	2-2	1.000	2	2	4	6.3	3	0	3	3	0	6	8.0	
Samford	12/16/2023	*	36:46	2-5	.400	1-2	.500	6-6	1.000	5	4	9	6.5	2	0	4	3	1	11	8.3	
vs Illinois	12/20/2023	*	26:03	4-5	.800	0-0	.000	1-2	.500	1	3	4	6.3	4	0	3	2	0	9	8.3	
vs UIC	12/21/2023	*	32:23	1-2	.500	0-1	.000	1-2	.500	1	7	8	6.4	4	3	0	2	0	3	7.9	
UIW	12/31/2023	*	31:32	4-9	.444	0-1	.000	5-5	1.000	1	4	5	6.3	1	1	0	4	0	13	8.3	
at Kentucky	01/04/2024	*	16:52	2-5	.400	0-1	.000	0-0	.000	2	1	3	6.1	5	1	2	1	1	4	8.0	
Georgia	01/07/2024	*	33:49	2-10	.200	0-0	.000	4-4	1.000	6	5	11	6.4	2	1	2	2	4	8	8.0	
Mississippi St.	01/11/2024	*	37:35	6-10	.600	0-4	.000	5-5	1.000	2	11	13	6.8	2	2	3	3	1	17	8.5	
at Alabama	01/14/2024	*	40:00	3-7	.429	0-0	.000	2-4	.500	7	5	12	7.1	0	5	3	10	2	8	8.5	
Totals			19	539:54	55-123	.447	11-35	.314	40-51	.784	47	87	134	7.1	50	22	33	45	15	161	8.5

Player Averages

Games Played	Minutes/game	Points/game	FG Pct	3FG Pct	FT Pct	Rebounds/game	Assists/game	Turnovers/game	Assist/Turnover ratio	Steals/game	Blocks/game
19	28.4	8.5	44.7	31.4	78.4	7.1	1.2	1.7	0.7	0.8	2.4

CAREER STATISTICS

SEASON TEAM	GP-GS	MIN/AVG	Field Goals		3-Point		F-Throws		Rebounds				Scoring	
			FG-FGA	FG%	3FG-3FGA	3FG%	FT-FTA	FT%	OFF	DEF	TOT	AVG	PF-FO	A
2022-23 Ark	35-0	386/11.0	47-112	.420	6-24	.250	23-31	.742	45	49	94	2.7	64-0	23
2023-24 Ark	19-19	540/28.4	55-123	.447	11-35	.314	40-51	.784	47	87	134	7.1	50-1	22
TOTAL	54-19	926/17.1	102-235	.434	17-59	.288	63-82	.768	92	136	228	4.2	114-1	45



34 Jenna Lawrence | Fr. | 6-3 | F | Farmington, Ark. (Farmington HS)

LAWRENCE BENCHMARK STATS

SEASON HIGHS

Points	10	vs. LA Tech	12-7-23
FG Made	3	vs. LA Tech	12-7-23
FG Att.	4	vs. LA Tech	12-7-23
3FG Made	2	vs. Miss. State	1-11-24
3FG Att.	3	vs. Miss. State	1-11-24
FT Made	3	vs. LA Tech	12-7-23
FT Att.	4	vs. LA Tech	12-7-23
Off. Reb.	2	vs. Samford	12-16-23*
Def. Reb.	3	at Alabama	1-14-24*
Rebounds	5	vs. Samford	12-16-23
Assists	1	vs. Miss. State	1-11-24*
Blocks	1	vs. Miss. State	1-11-24*
Steals	2	vs. #2 UCLA	12-3-23
Minutes	14	vs. UIW	12-31-23

CAREER HIGHS

Points	10	vs. LA Tech	12-7-23
FG Made	3	vs. LA Tech	12-7-23
FG Att.	4	vs. LA Tech	12-7-23
3FG Made	2	vs. Miss. State	1-11-24
3FG Att.	3	vs. Miss. State	1-11-24
FT Made	3	vs. LA Tech	12-7-23
FT Att.	4	vs. LA Tech	12-7-23
Off. Reb.	2	vs. Samford	12-16-23*
Def. Reb.	3	at Alabama	1-14-24*
Rebounds	5	vs. Samford	12-16-23
Assists	1	vs. Miss. State	1-11-24*
Blocks	1	vs. Miss. State	1-11-24*
Steals	2	vs. #2 UCLA	12-3-23
Minutes	14	vs. UIW	12-31-23

SEC HIGHS

Points	6	vs. Miss. State	1-11-24
FG Made	2	vs. Miss. State	1-11-24
FG Att.	3	vs. Miss. State	1-11-24
3FG Made	2	vs. Miss. State	1-11-24
3FG Att.	3	vs. Miss. State	1-11-24
FT Made	1	at Alabama	1-14-24
FT Att.	2	at Alabama	1-14-24
Off. Reb.	1	at Alabama	1-14-24*
Def. Reb.	3	at Alabama	1-14-24
Rebounds	4	at Alabama	1-14-24
Assists	1	vs. Miss. State	1-11-24
Blocks	1	vs. Miss. State	1-11-24
Steals	N/A		
Minutes	6	vs. Miss. State	1-11-24

NOTABLES

Stat	23-24	Career
Double Figure Pts	1	1
Double Figure Rebs	-	-
Double-Doubles	-	-
5+ Assists	-	-
3+ Blocks	-	-
3+ Steals	-	-
Led Team in Pts	-	-
Led Team in Reb	-	-
20+ Points	-	-
30+ Points	-	-

* Most Recent

GAME NOTES

- Bringing valuable minutes with three points and four boards in 5.5 minutes at Alabama
- Registered six points off her first multi-3-pointer game w/ two boards & one block vs. Mississippi State
- Logged first career double-digit scoring game vs. LA Tech, tallying 10 points off 3-of-4 shooting
- Four-star prospect, No. 61 player in the country, according to 2023 HoopGurlz Recruiting Rankings
- A proven winner, coming off leading Farmington HS to the 4A girls state championship and being named MVP, as the Cardinals finished the season on a 26-game winning streak and ended 36-1
- Averaged 18.7 points, 7.1 rebounds & 1.5 blocks per game, while knocking down 99 3-pointers, as a senior
- Won state championships at Melbourne HS as a sophomore before transferring to Farmington
- Tabbed Arkansas Democrat Gazette Player of the Year this past season
- Eclipsed 2,000 career points and 1,000 career rebounds in high school

FASTBREAK WITH JENNA LAWRENCE

- Wears #34 because it was her mom's number
- Calls Farmington home now but wants everyone to know her roots are in Melbourne, Arkansas
- Loves being so close to home so her family and friends can watch her play all of the time
- Her parents are her biggest inspiration
- Was a talented softball player who could pitch and hit homers
- Greatest strength is shooting but also is a great defender, can block shots and has good coordination for her size

#34 LAWRENCE, Jenna

Opponent	Date	GS	MIN	Total		3-Pointers		Free throws		Rebounds				PF	A	TO	BLK	STL	PTS	AVG
				FG-FGA	PCT	3FG-3FGA	PCT	FT-FTA	PCT	OFF	DEF	TOT	AVG							
Murray St.	11/10/2023		08:20	0-3	.000	0-2	.000	0-0	.000	0	1	1	1.0	0	0	1	1	1	0	0.0
Little Rock	11/14/2023		08:00	1-3	.333	0-2	.000	1-2	.500	2	1	3	2.0	1	1	0	1	0	3	1.5
Central Ark.	11/20/2023		05:02	0-1	.000	0-1	.000	0-0	.000	1	0	1	1.7	1	0	0	0	0	0	1.0
vs Marquette	11/25/2023		05:11	0-0	.000	0-0	.000	0-0	.000	0	0	0	1.3	0	0	0	0	0	0	0.8
UCLA	12/03/2023		07:39	0-0	.000	0-0	.000	0-0	.000	0	0	0	1.0	0	0	1	1	2	0	0.6
Louisiana Tech	12/07/2023		11:59	3-4	.750	1-2	.500	3-4	.750	0	1	1	1.0	3	0	0	0	0	10	2.2
Samford	12/16/2023		08:37	1-2	.500	1-2	.500	0-0	.000	2	3	5	1.6	0	0	0	0	0	3	2.3
vs Illinois	12/20/2023		12:45	1-1	1.000	0-0	.000	0-0	.000	0	2	2	1.6	1	0	0	1	1	2	2.3
vs UIW	12/21/2023		09:45	1-2	.500	1-1	1.000	0-0	.000	0	1	1	1.6	3	0	0	1	0	3	2.3
UIW	12/31/2023		14:10	0-1	.000	0-1	.000	0-0	.000	0	2	2	1.6	2	0	0	0	0	0	2.1
at Kentucky	01/04/2024		04:37	0-1	.000	0-1	.000	0-0	.000	0	2	2	1.6	0	0	2	0	0	0	1.9
Georgia	01/07/2024		03:38	0-1	.000	0-1	.000	0-0	.000	0	0	0	1.5	0	0	0	0	0	0	1.8
Mississippi St.	01/11/2024		06:31	2-3	.667	2-3	.667	0-0	.000	1	1	2	1.5	0	1	0	1	0	6	2.1
at Alabama	01/14/2024		05:20	1-1	1.000	0-0	.000	1-2	.500	1	3	4	1.7	0	0	0	0	0	3	2.1
Totals			0 111:34	10-23	.435	5-16	.313	5-8	.625	7	17	24	1.7	11	2	4	6	4	30	2.1

Player Averages

Games Played	Minutes/game	Points/game	FG Pct	3FG Pct	FT Pct	Rebounds/game	Assists/game	Turnovers/game	Assist/Turnover ratio	Steals/game	Blocks/game
14	8.0	2.1	.435	.313	.625	1.7	0.1	0.3	0.5	0.3	0.4

CAREER STATISTICS

				Field Goals		3-Point		F-Throws		Rebounds									Scoring	
SEASON	TEAM	GP-GS	MIN/AVG	FG-FGA	FG%	3FG-3FGA	3FG%	FT-FTA	FT%	OFF	DEF	TOT	AVG	PF-FO	A	TO	BLK	STL	PTS	AVG
2023-24	Ark	14-0	112/8.0	10-23	.435	5-16	.313	5-8	.625	7	17	24	1.7	11-0	2	4	6	4	30	2.1
TOTAL		14-0	112/8.0	10-23	.435	5-16	.313	5-8	.625	7	17	24	1.7	11-0	2	4	6	4	30	2.1



43 Makayla Daniels | Gr. | 5-8 | G | Frederick, Md. (Frederick HS)

DANIELS BENCHMARK STATS

SEASON HIGHS	Points	24	vs. Georgia	1-7-24
	FG Made	7	vs. Georgia	1-7-24*
	FG Att.	15	vs. Georgia	1-7-24*
	3FG Made	5	vs. Georgia	1-7-24*
	3FG Att.	10	vs. Georgia	1-7-24*
	FT Made	5	vs. Georgia	1-7-24*
	FT Att.	7	vs. Georgia	1-7-24*
	Off. Reb.	4	vs. Wisconsin	11-24-23
	Def. Reb.	6	vs. Georgia	1-7-24*
	Rebounds	8	vs. Wisconsin	11-24-23
	Assists	7	vs. LA Tech	12-7-23
	Blocks	1	vs. Miss. State	1-11-24*
	Steals	5	vs. Georgia	1-7-24*

CAREER HIGHS	Points	34	vs. Creighton	12-21-21
	FG Made	11	at Vanderbilt	2-9-23*
	FG Att.	23	at Vanderbilt	2-9-23
	3FG Made	6	vs. Oral Roberts	11-14-19
	3FG Att.	11	vs. No. 1/1 SC	3-3-23*
	FT Made	8	vs. Texas Tech	3-24-23*
	FT Att.	10	vs. Texas Tech	3-24-23*
	Off. Reb.	5	at Vanderbilt	1-6-22
	Def. Reb.	11	vs. Missouri	3-3-22
	Rebounds	14	vs. Missouri	3-3-22
	Assists	7	vs. LA Tech	12-7-23*
	Blocks	2	vs. SFA	3-20-23*
	Steals	6	vs. UCA	12-18-21

SEC HIGHS	Points	31	at Vanderbilt	2-9-23
	FG Made	11	at Vanderbilt	2-9-23
	FG Att.	23	at Vanderbilt	2-9-23
	3FG Made	5	vs. Georgia	1-7-24
	3FG Att.	11	vs. No. 1/1 SC	3-3-23*
	FT Made	8	vs. Missouri	3-2-23*
	FT Att.	10	at Auburn	2-5-23*
	Off. Reb.	5	at Vanderbilt	1-6-22
	Def. Reb.	11	vs. Missouri	3-3-22
	Rebounds	14	vs. Missouri	3-3-22
	Assists	6	at Georgia	2-19-23
	Blocks	2	vs. Texas A&M	2-26-23
	Steals	5	vs. Georgia	1-7-24*

NOTABLES	Stat	19-20	20-21	21-22	22-23	23-24	Career
	Double Figure Pts	12	19	19	27	11	88
	Double Figure Rebs	-	-	1	-	-	1
	Double-Doubles	-	-	1	-	-	1
	5+ Assists	3	2	7	3	2	17
	3+ Blocks	-	-	-	-	-	-
	3+ Steals	5	4	1	10	6	26
	Led Team in Pts	3	1	8	5	3	20
	Led Team in Reb	-	1	7	3	-	11
	20+ Points	2	1	5	5	2	15
	30+ Points	-	-	2	1	-	3

* Most Recent

GAME NOTES

- Coming off an illness, still logged 16 points, 13 in second half, w/ three boards at Alabama
- Logged season-high 24 points w/ five 3-pointers, seven rebounds, three assists & five steals vs. Georgia
- Has registered 2+ steals in eight of the last 12 games
- Named to the Fort Myers Tip-Off All-Tournament Team
- Broke career starts record and games played record at Arkansas, now both with 141
- In the SEC, third in minutes/gm (33.0), 11th in steals/gm (2.0) & 14th in 3-pointers/gm (1.7)
- Among active SEC players, has the second most steals (228), third most points (1,669), which is also No. 7 all-time in school history, third most assists (362), as well as 13th most rebounds (508) in her career
- Also third in minutes (4088), fourth in steals, fifth in free throws made (402) & free throw attempts (527), sixth in 3-pointers made (211), 10th in assists & 29th in rebounds in school history
- Only one of 16 in the country to start in every game available for with 100+ starts
- Has won more SEC games than any other player in Arkansas WBB history
- Earned a spot on the All-SEC Preseason Second Team (second straight year), as voted by the league's coaches

FASTBREAK WITH MAKAYLA DANIELS

- Graduated college in three years
- Lived in Japan for seven years, as well as Arizona, North Carolina and Maryland, as both her parents served in the military
- Her parents come to every single game (live in Maryland) & have only missed a few over the past five years
- Played with Saylor Poffenbarger's brother in AAU for a little bit
- Wears #43 because 4+3=7 and 7 is her favorite number
- One of the most interesting things about her is she loves piercings

#43 DANIELS, Makayla

Opponent	Date	GS	MIN	Total		3-Pointers		Free throws		Rebounds			PF	A	TO	BLK	STL	PTS	AVG		
				FG-FGA	PCT	3FG-3FGA	PCT	FT-FTA	PCT	OFF	DEF	TOT								AVG	
ULM	11/07/2023	*	33:27	7-11	.636	3-5	.600	0-0	.000	2	0	2	2.0	4	1	0	0	2	17	17.0	
Murray St.	11/10/2023	*	30:30	6-12	.500	1-5	.200	2-2	1.000	1	5	6	4.0	4	1	1	0	0	15	16.0	
Little Rock	11/14/2023	*	20:02	1-1	1.000	0-0	.000	1-2	.500	1	4	5	4.3	2	3	0	0	2	3	11.7	
at Arkansas St.	11/17/2023	*	36:03	3-9	.333	2-7	.286	0-0	.000	0	4	4	4.3	1	2	1	0	1	8	10.8	
Central Ark.	11/20/2023	*	32:54	3-6	.500	1-4	.250	4-7	.571	2	1	3	4.0	3	4	3	0	2	11	10.8	
vs Wisconsin	11/24/2023	*	38:22	7-15	.467	5-10	.500	3-6	.500	4	4	8	4.7	3	3	4	1	2	22	12.7	
vs Marquette	11/25/2023	*	28:49	1-5	.200	1-2	.500	0-0	.000	2	3	5	4.7	4	6	4	0	1	3	11.3	
at Florida St.	11/30/2023	*	34:00	4-10	.400	1-3	.333	1-2	.500	2	4	6	4.9	2	2	1	0	2	10	11.1	
UCLA	12/03/2023	*	33:00	3-10	.300	1-5	.200	3-6	.500	1	2	3	4.7	3	2	1	0	3	10	11.0	
Louisiana Tech	12/07/2023	*	25:52	3-4	.750	1-2	.500	5-6	.833	0	6	6	4.8	0	7	1	0	3	12	11.1	
Ark.-Pine Bluff	12/10/2023	*	39:05	6-9	.667	2-4	.500	2-4	.500	0	4	4	4.7	1	4	2	0	3	16	11.5	
Samford	12/16/2023	*	34:33	5-13	.385	3-8	.375	1-3	.333	1	2	3	4.6	3	2	5	0	3	14	11.8	
vs Illinois	12/20/2023	*	36:24	2-7	.286	0-5	.000	1-2	.500	1	2	3	4.5	2	4	0	0	1	5	11.2	
vs UIC	12/21/2023	*	26:53	1-5	.200	0-2	.000	0-0	.000	1	1	2	4.3	4	0	4	0	1	2	10.6	
UIW	12/31/2023	*	34:39	2-4	.500	2-4	.500	2-4	.500	1	4	5	4.3	4	1	1	1	3	8	10.4	
at Kentucky	01/04/2024	*	37:38	1-7	.143	0-4	.000	2-4	.500	1	1	2	4.2	4	2	1	0	0	4	10.0	
Georgia	01/07/2024	*	34:45	7-15	.467	5-10	.500	5-7	.714	1	6	7	4.4	3	3	1	1	5	24	10.8	
Mississippi St.	01/11/2024	*	37:51	1-10	.100	1-7	.143	3-4	.750	2	4	6	4.4	2	1	0	1	2	6	10.6	
at Alabama	01/14/2024	*	25:44	6-10	.600	3-5	.600	1-1	1.000	2	1	3	4.4	4	0	0	0	0	16	10.8	
Totals			19	620:30	69-163	.423	32-92	.348	36-60	.600	25	58	83	4.4	53	48	30	4	36	206	10.8

Player Averages

Games Played	Minutes/game	Points/game	FG Pct	3FG Pct	FT Pct	Rebounds/game	Assists/game	Turnovers/game	Assist/Turnover ratio	Steals/game	Blocks/game
19	32.7	10.8	42.3	34.8	60.0	4.4	2.5	1.6	1.6	1.9	0.2

CAREER STATISTICS

SEASON	TEAM	GP-GS	MIN/AVG	Field Goals		3-Point		F-Throws		Rebounds				Scoring							
				FG-FGA	FG%	3FG-3FGA	3FG%	FT-FTA	FT%	OFF	DEF	TOT	AVG	PF-FO	A	TO	BLK	STL	PTS	AVG	
2019-20	Ark	32-32	720/22.5	107-216	.495	25-56	.446	60-77	.779	7	48	55	1.7	67-1	77	44	2	45	299	9.3	
2020-21	Ark	28-28	801/28.6	101-256	.395	44-120	.367	78-97	.804	9	74	83	3.0	75-2	61	43	4	41	324	11.6	
2021-22	Ark	28-28	845/30.2	126-307	.410	40-136	.294	99-125	.792	51	98	149	5.3	74-1	78	42	4	50	391	14.0	
2022-23	Ark	34-34	1102/32.4	125-350	.357	70-207	.338	129-168	.768	33	105	138	4.1	90-1	98	71	11	56	449	13.2	
2023-24	Ark	19-19	621/32.7	69-163	.423	32-92	.348	36-60	.600	25	58	83	4.4	53-0	48	30	4	36	206	10.8	
TOTAL		141-141	4088/29.0	528-1292	.409	211-611	.345	402-527	.763	125	383	508	3.6	359-5	362	230	25	228	1669	11.8	



44 Maryn Archer | Fr. | 5-8 | G | Derby, Kan. (Derby HS)

ARCHER BENCHMARK STATS

N/A

SEASON HIGHS

CAREER HIGHS

SEC HIGHS

NOTABLES

Stat	23-24	Career
Double Figure Pts	-	-
Double Figure Rebs	-	-
Double-Doubles	-	-
5+ Assists	-	-
3+ Blocks	-	-
3+ Steals	-	-
Led Team in Pts	-	-
Led Team in Reb	-	-
20+ Points	-	-
30+ Points	-	-

* Most Recent

GAME NOTES

- Has not seen the court as a Hog
- Enrolled early in January
- Three-star prospect and ranked as No. 29 by Prep Girls and No. 75 by Blue Star
- Voted to the Run 4 Roses All-Tournament First Team after dropping 31 points on just 11 shots to lead SW Elite, her AAU team, to the championship game in Louisville
- Paced Derby HS in assists and steals during her junior season, finishing with 10.0 points, 3.5 re-bounds, 4.6 assists and 2.8 steals per game
- Played on two different high school teams, leading those squads to state during freshman and junior seasons
- Tabbed DerbyInformer.com Female Comeback Player of the Year

FASTBREAK WITH MARYN ARCHER

- Majoring in clinical psychology
- One of six siblings (second to youngest)
- Wears #44 because her brother (Braden) wore it in college (football player)
- Favorite memory of playing basketball is going up against her brothers in their driveway
- Ran the 400m and 4x400 relay in high school
- Favorite ice cream flavor: Oreo

Has not appeared in an Arkansas game during 2023-24 season

CAREER STATISTICS

Has not appeared in an Arkansas game



55 Emrie Ellis | Jr. | 6-3 | F | Vanoss, Okla. (Vanoss HS)

ELLIS BENCHMARK STATS

SEASON HIGHS	Points	6	at A-State	11-17-23
	FG Made	2	at A-State	11-17-23
	FG Att.	3	vs. Little Rock	11-14-23
	3FG Made	2	at A-State	11-17-23
	3FG Att.	2	at A-State	11-17-23
	FT Made	2	vs. UCA	11-20-23
	FT Att.	2	vs. UCA	11-20-23
	Off. Reb.	1	vs. Wisconsin	11-24-23*
	Def. Reb.	4	vs. Little Rock	11-14-23
	Rebounds	4	vs. Little Rock	11-14-23
CAREER HIGHS	Assists	1	vs. LA Tech	12-7-23*
	Blocks	3	at #15 FSU	11-30-23
	Steals	N/A		
	Minutes	13	at A-State	11-17-23
	Points	11	vs. Auburn	2-10-22
	FG Made	4	vs. Auburn	2-10-22
	FG Att.	7	vs. Auburn	2-10-22*
	3FG Made	2	at A-State	11-17-23
	3FG Att.	3	vs. 1/1 SC	1-17-22*
	FT Made	3	vs. Auburn	2-10-22
SEC HIGHS	FT Att.	4	vs. Auburn	2-10-22
	Off. Reb.	3	at Vanderbilt	2-9-23*
	Def. Reb.	5	at Missouri	2-13-22
	Rebounds	8	at Missouri	2-13-22
	Assists	2	at Vanderbilt	1-6-22*
	Blocks	5	vs. UAPB	11-12-21
	Steals	1	vs. Texas Tech	3-24-23*
	Minutes	27	vs. Auburn	2-10-22
	Stat	21-22	22-23	23-24
	NOTABLES	Double Figure Pts	1	-
Double Figure Rebs		-	-	-
Double-Doubles		-	-	-
NOTABLES	5+ Assists	-	-	-
	3+ Blocks	2	-	1
	3+ Steals	-	-	-
NOTABLES	Led Team in Pts	-	-	-
	Led Team in Reb	-	-	-
	20+ Points	-	-	-

* Most Recent

GAME NOTES

- Did not see time on floor at Alabama
- Made appearances in back-to-back games after being out for six contests w/ Tommy John, registering one rebound in nearly 2.5 minutes played vs. Mississippi State
- Logged six points going 2-of-2 from 3-point at Arkansas State, which provided a huge spark
- Played 28 games off the bench last season
- Recorded a season-high seven points with two blocks against Texas A&M last season
- Blocked five shots against UAPB in 2021, the most by a freshman Razorback since 2014
- Best career performance came against Auburn, tallying 11 points and five boards as a freshman
- Led the state of Oklahoma in rebounds and blocks in 2018

FASTBREAK WITH EMRIE ELLIS

- Majoring in recreation and sport management
- Wears #55 because it was her dad's number
- Chose Arkansas because of Coach Neighbors' style of play
- Favorite type of food is Mexican and favorite place to eat in Fayetteville is Mojitos
- Started playing basketball when she was four and quit to play softball but quickly came back to it after realizing it was her favorite sport to play
- Would tell people she wanted to be a nurse when she grew up

#55 ELLIS, Emrie

Opponent	Date	GS	MIN	Total		3-Pointers		Free throws		Rebounds				PF	A	TO	BLK	STL	PTS	AVG
				FG-FGA	PCT	3FG-3FGA	PCT	FT-FTA	PCT	OFF	DEF	TOT	AVG							
Little Rock	11/14/2023		05:35	1-3	.333	0-1	.000	0-0	.000	0	4	4	4.0	1	0	0	0	0	2	2.0
at Arkansas St.	11/17/2023		12:56	2-2	1.000	2-2	1.000	0-0	.000	0	0	0	2.0	4	1	0	0	0	6	4.0
Central Ark.	11/20/2023		09:47	0-0	.000	0-0	.000	2-2	1.000	1	1	2	2.0	1	0	0	1	0	2	3.3
vs Wisconsin	11/24/2023		09:30	0-0	.000	0-0	.000	0-0	.000	1	0	1	1.8	2	0	0	0	0	0	2.5
vs Marquette	11/25/2023		11:16	0-1	.000	0-0	.000	0-0	.000	0	0	0	1.4	2	0	0	0	0	0	2.0
at Florida St.	11/30/2023		12:07	0-1	.000	0-0	.000	0-0	.000	0	2	2	1.5	1	0	1	3	0	0	1.7
UCLA	12/03/2023		11:29	1-1	1.000	1-1	1.000	0-0	.000	0	1	1	1.4	1	0	0	2	0	3	1.9
Louisiana Tech	12/07/2023		11:29	0-1	.000	0-0	.000	0-0	.000	0	1	1	1.4	1	1	1	0	0	0	1.6
Georgia	01/07/2024		05:09	0-0	.000	0-0	.000	0-0	.000	0	0	0	1.2	0	0	0	0	0	0	1.4
Mississippi St.	01/11/2024		02:25	0-1	.000	0-0	.000	0-0	.000	0	1	1	1.2	2	0	0	0	0	0	1.3
Totals			0 91:44	4-10	.400	3-4	.750	2-2	1.000	2	10	12	1.2	15	2	2	6	0	13	1.3

Player Averages

Games Played	Minutes/game	Points/game	FG Pct	3FG Pct	FT Pct	Rebounds/game	Assists/game	Turnovers/game	Assist/Turnover ratio	Steals/game	Blocks/game
10	9.2	1.3	40.0	75.0	100.0	1.2	0.2	0.2	1.0	0.0	0.6

CAREER STATISTICS

				Field Goals		3-Point		F-Throws		Rebounds								Scoring		
SEASON	TEAM	GP-GS	MIN/AVG	FG-FGA	FG%	3FG-3FGA	3FG%	FT-FTA	FT%	OFF	DEF	TOT	AVG	PF-FO	A	TO	BLK	STL	PTS	AVG
2021-22	Ark	27-0	293/10.9	33-85	.388	3-24	.125	9-13	.692	19	37	56	2.1	40-1	15	22	22	2	78	2.9
2022-23	Ark	28-0	218/7.8	10-32	.313	4-13	.308	5-8	.625	6	30	36	1.3	25-0	4	11	3	2	29	1.0
2023-24	Ark	10-0	92/9.2	4-10	.400	3-4	.750	2-2	1.000	2	10	12	1.2	15-0	2	2	6	0	13	1.3
TOTAL		65-0	603/9.3	47-127	.370	10-41	.244	16-23	.696	27	77	104	1.6	80-1	21	35	31	4	120	1.8



Official Basketball Box Score - Final
ULM at Arkansas
11/07/23 Bud Walton Arena, Fayetteville
2023-24 Women's Basketball

Game Time: 7:00 PM
Game Duration: 2:02
Attendance: 2,630

Officials: Frank Steratore, Katie Lukanich, Kenya Kirkland

ULM - 76

Record: 0-1

NO. Name	Min	FG M-A	3P M-A	FT M-A	Rebounds OR DR TOT	Fouls PF FD	TP	AS	TO	ST	Blocks BS BA	+/-
11 Kyjal Miles	F 24:39	1-3	0-0	0-0	0 3 3	4 2	2	0	1	1	1	-2
37 Brianna Harris	F 28:14	2-11	0-2	1-1	1 4 5	4 1	5	0	3	0	0	-16
2 Daisha Bradford	G 34:18	6-22	2-8	0-0	1 7 8	4 1	14	5	3	1	0	-5
3 Jakayla Johnson	G 34:26	13-17	2-4	6-9	0 7 7	2 6	34	2	5	2	0	-2
22 Lauren Gross	G 31:55	3-7	1-5	0-0	0 8 8	4 1	7	0	1	2	0	-4
8 Sariah Wells	22:06	4-13	2-6	2-2	0 5 5	4 2	12	2	1	0	0	-8
21 Katlyn Manuel	19:51	1-3	0-0	0-0	1 1 2	4 0	2	0	2	2	1	-3
14 Myca Trail	01:17	0-1	0-0	0-0	0 0 0	3 0	0	0	0	0	1	1
00 Olivia Knight	03:15	0-2	0-1	0-0	0 2 2	0 0	0	1	0	0	0	-2
Team					4 1 5		0	0				
Totals		30-79	7-26	9-12	7 38 45	29 13	76	10	16	8	2	6 -5

Technical Fouls: NONE

Shooting By Period	
1 st FG%	6-22 27.3%
3PT%	1-6 16.7%
FT%	2-2 100%
2 nd FG%	7-18 38.9%
3PT%	2-7 28.6%
FT%	1-1 100%
3 rd FG%	8-17 47.1%
3PT%	1-5 20.0%
FT%	1-4 25%
4 th FG%	9-22 40.9%
3PT%	3-8 37.5%
FT%	5-5 100%
GM FG%	30-79 38.0%
3PT%	7-26 26.9%
FT%	9-12 75.0%

Dead Ball Rebounds: 1, 2

Arkansas - 81

Record: 1-0

NO. Name	Min	FG M-A	3P M-A	FT M-A	Rebounds OR DR TOT	Fouls PF FD	TP	AS	TO	ST	Blocks BS BA	+/-
30 Maryam Dauda	F 27:08	1-5	0-3	2-4	2 5 7	3 2	4	0	5	0	2	0 11
0 Taliah Scott	G 32:13	9-20	2-8	9-13	1 5 6	2 9	29	1	2	0	0	1 13
2 Samara Spencer	G 30:29	3-7	0-1	10-12	1 7 8	0 10	16	2	5	1	0	1 9
4 Saylor Poffenbarger	G 37:51	3-12	0-5	1-2	3 18 21	1 1	7	1	2	1	1	0 7
43 Makayla Daniels	G 33:27	7-11	3-5	0-0	2 0 2	4 3	17	1	0	2	0	0 0
23 Carly Keats	18:10	0-7	0-6	4-5	0 0 0	1 0	4	0	2	2	0	-6
13 Sasha Golorth	18:33	1-5	0-2	2-8	2 5 7	2 4	4	0	0	3	3	0 -6
10 Cristina Sánchez Cerqueira	02:09	0-2	0-0	0-0	1 1 2	0 0	0	0	0	0	0	-3
Team					1 3 4		0	0				
Totals		24-69	5-30	28-44	13 44 57	13 29	81	5	16	9	6	2 5

Technical Fouls: NONE

Shooting By Period	
1 st FG%	5-15 33.3%
3PT%	2-8 25.0%
FT%	7-11 63.6%
2 nd FG%	4-16 25.0%
3PT%	0-5 0.0%
FT%	4-10 40%
3 rd FG%	8-20 40.0%
3PT%	1-7 14.3%
FT%	5-6 83.3%
4 th FG%	7-18 38.9%
3PT%	2-10 20.0%
FT%	12-17 70.6%
GM FG%	24-69 34.8%
3PT%	5-30 16.7%
FT%	28-44 63.6%

Dead Ball Rebounds: 8, 0

	ULM	ARK
Biggest lead	5 (1 st 6:05)	14 (4 th 5:42)
Best Scoring Run	8 (2 nd 3:27)	9 (1 st 2:00)
Lead Changes	6	
Times Tied	8	
Time with Lead	06:27	29:37

Points from	ULM	ARK
Turnovers	19	15
Paint	40	38
Second Chance	2	6
Fast Breaks	24	15
Bench	14	8

Period by Period Scoring	1st	2nd	3rd	4th	TOT
ULM	15	17	18	26	76
ARK	19	12	22	28	81

#SIDEBYSIDE



Official Basketball Box Score - Final
Murray St. at Arkansas
11/10/23 Bud Walton Arena, Fayetteville
2023-24 Women's Basketball

Game Time: 10:30 AM
Game Duration: 1:49
Attendance: 11,026

Officials: Puslani Spurlock-Welsh, Cameron Inouye, Kyle Galloway

Murray St. - 79

Record: 0-1

NO. Name	Min	FG M-A	3P M-A	FT M-A	Rebounds OR DR TOT	Fouls PF FD	TP	AS	TO	ST	Blocks BS BA	+/-
22 Hannah McKay	F 22:48	3-5	1-3	2-2	1 6 7	2 3	9	1	1	1	0	0 3
31 Katelyn Young	C 33:27	3-11	1-4	0-0	0 6 6	3 3	7	0	2	0	3	-5
3 Briley Pena	G 19:39	2-4	2-3	0-0	1 1 2	0 0	6	0	0	0	0	-2
11 Cayson Conner	G 14:41	2-3	1-1	0-0	2 2 4	1 1	5	0	2	0	4	0 10
21 Bria Sanders-Woods	G 24:47	3-10	1-6	2-4	1 1 2	3 2	9	3	4	2	0	-12
2 Haven Ford	24:34	3-12	3-9	0-0	1 7 7	4 0	9	3	1	2	0	1 5
5 Trinity White	07:53	0-0	0-0	0-0	0 1 1	3 0	0	0	2	0	0	0 0
14 Ava Learn	21:24	7-15	1-1	0-0	6 3 9	1 1	15	0	2	1	1	-4
23 Zoe Stewart	23:52	7-19	1-5	4-6	0 4 4	4 4	19	3	4	1	0	2 -8
25 Destiny Thomas	03:54	0-0	0-0	0-0	0 0 0	0 0	0	0	1	0	0	0 4
12 Jenna Walker	03:02	0-0	0-0	0-0	0 0 0	0 0	0	0	0	0	0	-7
Team					4 2 6		0	0				
Totals		30-79	11-32	8-12	15 33 48	21 14	79	13	16	11	4	8 -3

Technical Fouls: NONE

Shooting By Period	
1 st FG%	1-10 10.0%
3PT%	0-0 0%
FT%	0-0 0%
2 nd FG%	5-19 26.3%
3PT%	1-6 16.7%
FT%	3-4 75%
3 rd FG%	9-23 39.1%
3PT%	3-7 42.9%
FT%	3-6 50%
4 th FG%	8-15 53.3%
3PT%	6-9 66.7%
FT%	2-2 100%
GM FG%	30-79 38.0%
3PT%	11-32 34.4%
FT%	8-12 66.7%

Dead Ball Rebounds: 2, 0

Arkansas - 82

Record: 2-0

NO. Name	Min	FG M-A	3P M-A	FT M-A	Rebounds OR DR TOT	Fouls PF FD	TP	AS	TO	ST	Blocks BS BA	+/-
30 Maryam Dauda	F 21:54	1-2	1-1	0-0	1 7 8	3 1	3	0	1	0	1	0 0
0 Taliah Scott	G 34:30	9-20	0-4	7-7	0 3 3	0 6	25	1	5	0	0	2 14
2 Samara Spencer	G 38:09	4-9	2-5	1-2	0 5 5	2 4	11	7	4	0	0	0 0
4 Saylor Poffenbarger	G 31:57	4-9	0-2	2-4	1 11 12	3 3	10	3	3	3	0	13
43 Makayla Daniels	G 30:30	6-12	1-5	2-2	1 6 6	4 5	15	1	1	0	0	1 12
13 Sasha Golorth	17:14	3-5	0-1	3-5	2 0 2	0 2	9	0	2	0	3	0 1
34 Jenna Lawrence	08:20	0-3	0-2	0-0	0 1 1	0 0	0	0	1	1	1	-6
23 Carly Keats	12:28	3-7	3-5	0-0	0 0 0	0 0	9	0	0	0	0	-14
10 Cristina Sánchez Cerqueira	04:58	0-1	0-0	0-0	2 2 2	0 0	0	1	0	0	0	-5
Team					3 0 3		0	1				
Totals		30-68	7-25	15-20	8 34 42	14 21	82	13	18	4	8	4 3

Technical Fouls: NONE

Shooting By Period	
1 st FG%	5-19 26.3%
3PT%	2-6 33.3%
FT%	4-8 50%
2 nd FG%	13-20 65.0%
3PT%	3-9 33.3%
FT%	2-2 100%
3 rd FG%	8-16 50.0%
3PT%	2-5 40.0%
FT%	3-4 75%
4 th FG%	4-13 30.8%
3PT%	0-5 0.0%
FT%	6-6 100%
GM FG%	30-68 44.1%
3PT%	7-25 28.0%
FT%	15-20 75.0%

Dead Ball Rebounds: 2, 2

	MSU	ARK
Biggest lead	5 (1 st 2:02)	24 (3 rd 7:22)
Best Scoring Run	9 (3 rd 0:48)	11 (2 nd 6:43)
Lead Changes	3	
Times Tied	4	
Time with Lead	04:57	30:52

Points from	MSU	ARK
Turnovers	30	12
Paint	28	44
Second Chance	9	4
Fast Breaks	14	20
Bench	43	18

Period by Period Scoring	1st	2nd	3rd	4th	TOT
MSU	17	14	24	24	79
ARK	16	31	21	14	82



Official Basketball Box Score - Final
Little Rock at Arkansas
11/14/23 Bud Walton Arena, Fayetteville
2023-24 Women's Basketball

Game Time: 7:00 PM
Game Duration: 1:40
Attendance: 2,608

Officials: Michael McConnell, Talisa Green, Brenda Pantaja

Little Rock - 36

Record: 0-3

NO. Name	Min	FG M-A	3P M-A	FT M-A	Rebounds OR DR TOT	Fouls PF FD	TP	AS	TO	ST	Blocks BS BA	+/-
5 Jordan Holman	F 30:06	2-9	0-1	2-4	2 4 6	3 2	6	2	2	1	0	1 -36
11 Faith Lee	F 23:36	1-10	0-0	0-0	0 0 0	4 1	2	1	6	0	0	3 -32
2 Jayiah Harris-Smith	G 30:00	1-4	0-1	2-2	0 4 4	2 2	4	3	3	0	0	-31
3 Jayla Brooks	G 17:18	3-6	0-1	0-0	1 1 2	5 1	6	1	1	1	0	-18
10 Lamariyee Williams	G 30:13	1-6	0-0	0-0	1 2 3	4 0	2	3	4	0	0	-18
23 Annemarie Batista	28:45	5-14	3-10	0-0	2 3 5	2 0	13	0	0	0	2	-29
4 Sha'Nequa Henry	18:50	1-3	0-0	1-2	0 2 2	0 1	3	0	0	1	0	-14
24 Camryn James	07:42	0-2	0-0	0-0	2 1 3	2 0	0	1	2	0	0	-14
1 Mira Hanna	07:27	0-2	0-0	0-0	0 2 2	1 0	0	0	1	0	0	-13
8 Courtney Davis	06:04	0-1	0-0	0-0	0 3 3	0 0	0	0	1	0	0	-2
Team					3 3 6		0	0				
Totals		14-57	3-13	5-8	11 25 36	23 7	36	11	20	3	2	8 -41

Technical Fouls: NONE

Shooting By Period	
1 st FG%	1-11 9.1%
3PT%	0-2 0.0%
FT%	2-2 100%
2 nd FG%	4-13 30.8%
3PT%	0-2 0.0%
FT%	2-4 50%
3 rd FG%	7-16 43.8%
3PT%	2-4 50.0%
FT%	0-0 0%
4 th FG%	2-17 11.8%
3PT%	1-5 20.0%
FT%	1-2 50%
GM FG%	14-57 24.6%
3PT%	3-13 23.1%
FT%	5-8 62.5%

Dead Ball Rebounds: 1, 0

Arkansas - 77

Record: 3-0

NO. Name	Min	FG M-A	3P M-A	FT M-A	Rebounds OR DR TOT	Fouls PF FD	TP	AS	TO	ST	Blocks BS BA	+/-		
30 Maryam Dauda	F 22:03	6-9	1-1	2-2	2 5 7	1 2	15	0	2	0	0	25		
0 Taliah Scott	G 28:50	6-11	1-4	5-6	1 2 3	1 6	18	0	4	0	1	32		
2 Samara Spencer	G 25:00	3-8	0-3	0-0	0 2 2	0 3	6	5	0	1	0	25		
4 Saylor Poffenberger	G 24:09	3-8	2-4	4-4	1 7 8	1 2	12	1	0	1	2	20		
43 Makayla Daniels	G 20:02	1-1	0-0	1-2	1 4 5	2 4 3	3	3	0	0	0	26		
13 Sasha Golorth	G 22:13	1-4	0-1	0-0	1 3 4	0 1	2	0	2	0	1	23		
23 Karly Keats	G 24:49	5-13	4-10	0-0	0 4 4	0 0	14	0	1	0	0	24		
20 Cristina Sánchez Cerqueira	G 05:43	0-2	0-0	1-2	2 0 2	0 2	1	0	0	0	1	5		
34 Jenna Lawrence	G 08:00	1-3	0-2	1	2 1 3	1	1	3	1	0	0	1		
20 Karley Johnson	G 10:00	0-3	0-1	1-2	2 0 2	0 2	1	0	0	1	0	10		
55 Emrie Ellis	G 05:35	1-3	0-1	0-0	0 4 4	1	0	2	0	0	0	2		
21 Loren Lindsey	G 03:36	0-0	0-0	0-0	0 0 0	0 0	0	1	0	0	0	3		
Team					1 2 3			0	1					
Totals		27-65	8-27	15-20	13-34	4-7	7	23	77	11	8	8	2	41

#SIDEBYSIDE



Official Basketball Box Score - Final
Central Ark. at Arkansas
11/20/23 Bud Walton Arena, Fayetteville
2023-24 Women's Basketball

Game Time: 7:00 PM
Game Duration: 1:46
Attendance: 4,194

Officials: Felicia Grinter, Salf Esho, Gina Cantaracci

Central Ark. - 67

Record: 2-2

NO.	Name	Min	FG	3P	FT	Rebounds	Fouls	TP	AS	TO	ST	Blocks	+/-
			M-A	M-A	M-A	OR DR TOT	PF FD					BS BA	
30	Kierra Prim	F 13:17	0-1	0-0	0-0	1 2 3	2 1 0	0	0	1	0	0	-20
42	Cheyenne Banks	F 26:38	1-3	0-0	3-4	4 5 9	3 4 5	0	1	0	0	0	-13
0	Jade Upshaw	G 24:34	6-13	4-9	0-0	0 0 0	3 1	16	3	2	1	0	-8
3	Randrea Wright	G 21:43	5-10	1-1	3-4	0 2 2	4 2 14	2	1	0	1	0	-8
22	Leah Mafua	G 21:39	3-8	0-3	1-1	0 2 2	5 2 7	2	2	2	1	0	-11
1	Kinley Fisher	26:50	4-8	3-6	0-0	2 2 4	1 1 0	11	2	5	1	0	-15
5	Bree Stephens	25:50	4-8	2-5	0-0	0 1 1	2 0 0	10	2	1	3	0	3
4	Cheyenne Kemp	14:05	0-3	0-1	2-2	0 2 2	2 2 2	1	2	0	0	0	-1
24	Jenna Rose Mafua	10:42	0-0	0-0	0-0	1 2 3	1 0 0	1	0	2	0	0	-1
12	Destine Duckworth	08:51	0-1	0-1	2-2	1 4 5	1 0 1	2	0	2	0	0	-7
32	Elizabeth Abilara	05:24	0-0	0-0	0-0	0 2 2	0 0 0	0	0	0	0	0	9
23	Kaidyn Beckwith	00:27	0-0	0-0	0-0	0 0 0	0 0 0	0	0	0	0	0	0
Team						1 1 2				0			
Totals			23-55	10-26	11-13	10 25 35	23 13	67	13	17	8	1	3 -14

Technical Fouls: NONE

Dead Ball Rebounds: 2, 0

Arkansas - 81

Record: 5-0

NO.	Name	Min	FG	3P	FT	Rebounds	Fouls	TP	AS	TO	ST	Blocks	+/-
			M-A	M-A	M-A	OR DR TOT	PF FD					BS BA	
30	Maryam Dauda	F 30:13	4-11	3-6	3-6	2 6 8	3 3 14	1	1	3	0	0	14
0	Taliah Scott	G 35:55	7-17	0-3	3-3	0 4 4	2 2 17	3	3	0	0	0	15
2	Samara Spencer	G 23:16	5-9	2-4	4-4	0 2 2	0 4 16	1	1	1	0	1	19
4	Saylor Poffenbarger	G 26:47	6-10	3-4	2-2	1 5 6	1 3 17	4	0	2	1	0	25
43	Makayla Daniels	G 32:54	3-6	1-4	4-7	2 1 3	3 7 11	4	3	2	0	0	22
13	Sasha Golorth	17:49	1-3	0-0	2-3	2 0 2	0 3 4	1	2	1	1	0	0
55	Emrie Ellis	09:47	0-0	0-0	2-2	1 1 2	1 1 2	0	0	0	1	0	0
10	Cristina Sánchez Cerqueira	06:27	0-0	0-0	0-0	0 0 0	0 2 0	0	1	0	0	0	0
23	Carly Keats	11:50	0-2	0-2	0-0	0 2 2	0 0 0	0	0	1	0	0	-16
34	Jenna Lawrence	05:02	0-1	0-1	0-0	1 0 1	1 0 0	0	0	0	0	0	-9
Team						2 0 2				0			
Totals			26-59	9-24	20-27	11 21 32	13 23	81	11	11	9	3	14

Technical Fouls: NONE

Dead Ball Rebounds: 4, 1

	UCA	ARK
Biggest lead	0 (1 st 10:00)	20 (2 nd 2:59)
Best Scoring Run	12 (2 nd 0:35)	9 (1 st 5:42)
Lead Changes	0	
Times Tied	1	
Time with Lead	00:00	38:57
Points from	UCA	ARK
Turnovers	12	20
Paint	24	24
Second Chance	9	14
Fast Breaks	9	9
Bench	25	6
Period by Period Scoring		
1st	12	20
2nd	10	24
3rd	21	10
4th	24	67
TOT	67	81



Official Basketball Box Score - Final
Wisconsin at Arkansas
11/24/23 Suncoast Credit Union Arena, Fort Myers, Fla.
2023-24 Women's Basketball

Game Time: 2:00 PM
Game Duration: 1:47
Attendance: 654

Officials: Talisa Green, Eric Baker, Ashlee Goode

Wisconsin - 62

Record: 3-2

NO.	Name	Min	FG	3P	FT	Rebounds	Fouls	TP	AS	TO	ST	Blocks	+/-
			M-A	M-A	M-A	OR DR TOT	PF FD					BS BA	
25	Serah Williams	F 36:13	2-7	0-2	5-7	1 8 9	1 6 9	1	5	1	1	2	-6
3	Brooke Schramek	G 25:49	2-8	1-4	1-2	0 2 2	4 1 6	2	3	0	0	2	-2
13	Ronnie Porter	G 38:40	3-15	2-5	0-0	2 8 10	3 1 8	1	2	5	1	1	-6
23	D'Yanis Jimenez	G 34:13	6-10	2-2	3-4	0 4 4	2 4 17	2	3	1	0	0	6
24	Natalie Leuzinger	G 22:16	4-6	1-2	0-0	1 3 2	5 0 9	0	1	0	0	0	-6
15	Sania Copeland	32:05	4-8	3-6	0-0	0 3 3	2 2 11	5	3	0	0	1	-8
11	Ana Guillen	09:47	1-2	0-1	0-0	0 0 0	1 0 2	1	0	0	1	0	3
12	Tessa Grady	00:56	0-0	0-0	0-0	0 1 1	0 0 0	0	0	1	0	0	2
Team						2 7 9				0			
Totals			22-56	9-22	9-13	6 34 40	18 14	62	12	18	7	3	-3

Technical Fouls: NONE

Shooting By Period	
1 st FG%	6-16 37.5%
3PT%	5-7 71.4%
FT%	1-2 50%
2 nd FG%	6-14 42.9%
3PT%	2-5 40.0%
FT%	0-0 0%
3 rd FG%	6-17 35.3%
3PT%	1-5 20.0%
FT%	1-1 100%
4 th FG%	4-9 44.4%
3PT%	1-5 20.0%
FT%	7-10 70%
GM FG%	22-56 39.3%
3PT%	9-22 40.9%
FT%	9-13 69.2%

Dead Ball Rebounds: 1, 0

Arkansas - 65

Record: 6-0

NO.	Name	Min	FG	3P	FT	Rebounds	Fouls	TP	AS	TO	ST	Blocks	+/-
			M-A	M-A	M-A	OR DR TOT	PF FD					BS BA	
30	Maryam Dauda	F 31:20	2-4	0-1	0-0	6 5 11	4 0 4	3	2	2	3	0	8
0	Taliah Scott	G 37:56	6-20	4-12	2-2	0 5 5	1 2 18	1	1	1	0	0	3
2	Samara Spencer	G 35:15	3-17	3-11	4-6	1 5 6	1 5 13	2	3	2	1	0	-2
4	Saylor Poffenbarger	G 32:28	2-8	0-4	0-4	3 7 10	1 3 4	2	1	3	1	1	7
43	Makayla Daniels	G 38:22	7-15	5-10	3-6	4 4 8	3 5 22	3	4	2	1	1	4
13	Sasha Golorth	06:42	0-4	0-2	0-0	0 0 0	0 1 1	0	0	0	0	1	-4
55	Emrie Ellis	09:30	0-0	0-0	0-0	1 0 1	2 1 0	0	1	0	0	0	-5
23	Carly Keats	08:27	1-2	0-1	2-2	1 1 2	1 1 4	0	0	0	0	0	4
Team						3 4 7				0			
Totals			21-70	12-41	11-20	19 31 50	14 18	65	11	14	10	6	3 3

Technical Fouls: NONE

Shooting By Period	
1 st FG%	4-20 20.0%
3PT%	4-15 26.7%
FT%	0-2 0%
2 nd FG%	5-20 25.0%
3PT%	2-9 22.2%
FT%	1-2 50%
3 rd FG%	7-20 35.0%
3PT%	3-11 27.3%
FT%	4-6 66.7%
4 th FG%	5-10 50.0%
3PT%	3-6 50.0%
FT%	6-10 60%
GM FG%	21-70 30.0%
3PT%	12-41 29.3%
FT%	11-20 55.0%

Dead Ball Rebounds: 5, 0

	Wisc	Ark
Biggest lead	10 (3 rd 9:40)	11 (4 th 4:46)
Best Scoring Run	14 (2 nd 0:53)	11 (2 nd 4:15)
Lead Changes	5	
Times Tied	6	
Time with Lead	19:55	13:26
Points from	Wisc	Ark
Turnovers	4	15
Paint	24	12
Second Chance	9	19
Fast Breaks	18	14
Bench	13	4
Period by Period Scoring		
1st	18	14
2nd	14	14
3rd	16	62
4th	16	62
TOT	62	65



Official Basketball Box Score - Final
Marquette at Arkansas
11/25/23 Suncoast Credit Union Arena, Fort Myers, Fla.
2023-24 Women's Basketball

Game Time: 5:00 PM
Game Duration: 1:34
Attendance: 527

Officials: Jody Cantrell, Royce Bevis, Cara Sappie

Marquette - 74

Record: 6-1

NO.	Name	Min	FG	3P	FT	Rebounds	Fouls	TP	AS	TO	ST	Blocks	+/-
			M-A	M-A	M-A	OR DR TOT	PF FD					BS BA	
20	Frannie Hottinger	F 30:20	6-9	0-1	0-0	4 8 12	1 2 12	1	2	2	2	1	15
32	Liza Karlen	F 25:39	9-16	0-2	2-3	3 6 9	1 5 20	0	1	0	1	1	13
3	Rose Nkumu	G 31:15	5-7	2-3	2-2	0 1 1	2 4 14	7	0	3	0	0	15
12	Mackenzie Hare	G 26:51	3-11	1-6	2-2	0 5 5	3 1 9	1	2	0	0	3	15
23	Jordan King	G 21:17	4-12	1-5	0-0	0 2 2	3 2 9	1	2	0	0	0	16
11	Skylar Forbes	21:41	0-1	0-0	2-2	1 2 3	0 1 2	0	0	1	0	0	7
1	Lee Volker	22:23	1-5	0-1	2-2	1 2 3	1 1 4	2	1	2	1	0	12
4	Abbey Cracknell	12:23	2-3	0-1	0-0	0 3 3	2 0 4	1	1	0	1	0	-8
2	Bridget Ulberg	08:11	0-1	0-0	0-0	0 0 0	0 0 0	0	1	0	0	0	-5
Team						2 1 3				0			
Totals			30-65	4-19	10-11	11 30 41	13 16	74	14	8	9	3	16

Technical Fouls: NONE

Shooting By Period	
1 st FG%	10-19 52.6%
3PT%	1-5 20.0%
FT%	2-2 100%
2 nd FG%	9-14 64.3%
3PT%	2-3 66.7%
FT%	3-4 75%
3 rd FG%	6-18 33.3%
3PT%	0-5 0.0%
FT%	5-5 100%
4 th FG%	5-14 35.7%
3PT%	1-6 16.7%
FT%	0-0 0%
GM FG%	30-65 46.2%
3PT%	4-19 21.1%
FT%	10-11 90.9%

Dead Ball Rebounds: 1, 0

Arkansas - 58

Record: 6-1

NO.	Name	Min	FG			Rebounds			Fouls	TP	AS	TO	ST	Blocks	+/-																	
			M-A	3P	FT	OR	DR	FT																								
30	Maryam Dauda	F 19:42	0-1	0-1	2-2	0	4	4	2	1	0	0	1	0	0																	
0	Taliah Scott	G 35:09	6-14	2-7	7-8	0	3	3	3	4	21	0	2	0	0																	
2	Samara Spencer	G 32:44	2-8	1-3	3-5	0	2	2	1	4	8	3	3	1	2																	
4	Saylor Poffenbarger	G 23:55	5-11	3-7	0-0	1	6	7	1	0	13	2	1	0	1																	
43	Makayla Daniels	G 28:49	1-5	1-2	0-0	2	3	5	4	2	3	6	4	1	0																	
13	Sasha Golorf	G 14:16	0-5	0-1	0-0	0	2	2	2	0	0	0	0	1	1																	
55	Emmie Ellis	G 11:16	0-1	0-0	0-0	0	0	0	2	1	0	0	0	0	0																	
23	Carly Keats	G 15:47	3-6	3-5	0-0	0	0	0	1	0	9	2	0	0	0																	
10	Cristina Sánchez Cerqueira	G 09:02	1-3	0-1	0-0	1	0	1	0	1	2	0	3	0	0																	
34	Jenna Lawrence	G 05:11	0-0	0-0	0-0	0	0	0	0	0	0	0	0	0	0																	
20	Karley Johnson	G 04:09	0-0	0-0	0-0	0	2	2	0	0	0	0	1	0	0																	
Team						4			2		0		0																			
Totals			18-54			10-27			12-15			48			12			15			3			6			3			-16		
															Technical Fouls: None																	



Official Basketball Box Score - Final
UCLA at Arkansas
12/03/23 Bud Walton Arena, Fayetteville
2023-24 Women's Basketball

Game Time: 2:00 PM
Game Duration: 1:45
Attendance: 4,261

Officials: Michael McConnell, Angelica Sutfren, Reyniya Seales

UCLA - 81 Record: 7-0

NO. Name	Min	FG M-A	3P M-A	FT M-A	Rebounds OR DR TOT	Fouls PF FD	TP	AS	TO	ST	Blocks BS BA	+/-
32 Angela Dugalic	F 22:41	4-11	1-4	0-0	6 3 9	3 1	9	5	5	1	1 1	7
51 Lauren Betts	C 24:48	9-9	0-0	2-3	4 6 10	1 3	20	0	3	0	2 0	24
1 Kiki Rice	G 33:59	5-11	2-5	0-0	0 8 8	2 2	12	5	4	2	2 1	14
20 Charisma Osborne	G 33:16	2-7	2-6	2-2	0 8 8	3 0	8	6	4	0	2 0	14
35 Camryn Brown	G 14:60	1-1	0-0	2-2	0 0 0	2 1	4	1	0	0	2 0	4
23 Gabriela Jaquez	29:02	3-10	1-3	3-4	3 8 11	4 2	10	1	2	2	0 3	13
3 Londynn Jones	22:07	4-14	2-8	2-2	0 2 2	3 3	12	0	1	1	0 1	3
22 Christeen Iwuala	13:02	3-6	0-0	0-0	3 0 3	0 2	6	2	0	0	0 0	2
33 Amanda Muse	04:36	0-0	0-0	0-0	0 0 0	0 0	0	0	1	0	0 0	-3
43 Izzy Anstley	01:29	0-0	0-0	0-0	0 1 1	0 0	0	0	0	1	0 0	-3
Team					3 1 4				2			
Totals		31-69	8-26	11-13	19 37 56	18 14	81	20	22	7	6 15	

Technical Fouls: NONE

Dead Ball Rebounds: 1, 1

Arkansas - 66 Record: 7-2

NO. Name	Min	FG M-A	3P M-A	FT M-A	Rebounds OR DR TOT	Fouls PF FD	TP	AS	TO	ST	Blocks BS BA	+/-
30 Maryam Dauda	F 28:50	5-9	2-3	2-2	1 1 2	3 1	14	2	0	1	2 1	9
0 Taliah Scott	G 38:55	6-21	3-7	8-9	0 2 2	1 7	23	1	4	1	0 4	-12
2 Samara Spencer	G 21:41	1-4	0-0	0-0	0 2 2	3 2	2	1	2	3	0 0	-20
4 Saylor Poffenbarger	G 28:23	5-13	2-4	0-0	1 6 7	0 2	12	0	2	1	1 0	-22
43 Makayla Daniels	G 33:00	3-10	1-5	3-6	1 2 3	3 5	10	2	1	3	0 0	-14
23 Carly Keats	26:24	0-6	0-4	2-2	0 1 1	1 1	2	1	0	0	0 0	-1
55 Emrie Ellis	11:29	1-1	1-1	0-0	0 1 1	1 0	3	0	0	0	2 0	-5
10 Cristina Sánchez Cerqueira	03:39	0-0	0-0	0-0	0 1 1	2 0	0	0	0	0	0 0	-4
34 Jenna Lawrence	07:39	0-0	0-0	0-0	0 0 0	0 0	0	0	1	2	1 0	10
Team					5 2 7			0	2			
Totals		21-64	9-24	15-19	8 18 26	15 18	66	7	12	11	6 7	-15

Technical Fouls: Coach 2nd 7th 4th

Dead Ball Rebounds: 1, 2

	UCLA	ARK
Biggest lead	30 (3 rd 0:35)	6 (1 st 8:39)
Best Scoring Run	15 (2 nd 4:56)	15 (4 th 4:00)
Lead Changes	1	
Times Tied	0	
Time with Lead	35:59	03:31

Points from	UCLA	ARK
Turnovers	20	13
Paint	40	22
Second Chance	20	10
Fast Breaks	19	7
Bench	28	5

Period by Period Scoring	UCLA	ARK
1st	20	30
2nd	12	19
3rd	11	22
4th	6	8
TOT	54	79



Official Basketball Box Score - Final
Louisiana Tech at Arkansas
12/07/23 Bud Walton Arena, Fayetteville
2023-24 Women's Basketball

Game Time: 7:00 PM
Game Duration: 1:40
Attendance: 2,599

Officials: Kevin Pettel, Denise Brooks, Katie Lukanich

Louisiana Tech - 60 Record: 2-7

NO. Name	Min	FG M-A	3P M-A	FT M-A	Rebounds OR DR TOT	Fouls PF FD	TP	AS	TO	ST	Blocks BS BA	+/-
32 Kate Thompson	F 19:08	2-3	1-1	1-2	2 2 4	4 1	6	0	1	2	1 0	-12
44 Anna Larr Robertson	F 22:49	3-7	0-1	0-0	2 6 8	1 1	6	0	3	1	0 0	-26
10 Salma Bates	G 27:26	5-16	1-5	0-1	1 2 3	2 3	11	0	3	1	0 1	-28
22 Janna Morris	G 21:39	4-12	0-2	0-0	0 1 1	2 0	8	0	1	1	0 1	-40
23 Silvia Nativi	G 22:06	1-5	0-3	2-3	1 4 5	1 2	4	2	2	1	0 0	-11
3 Robyn Lee	23:40	7-11	0-1	1-2	1 4 5	2 2	15	2	2	1	0 0	-13
34 Ayen Angoi	13:21	0-1	0-0	0-0	0 2 2	0 0	0	0	1	0	0 0	-23
0 Evie Goetz	15:45	0-2	0-1	0-0	2 1 3	3 0	0	3	0	1	1 0	-16
1 Autumn Smith	18:02	0-7	0-4	0-4	0 2 2	1 1	3	2	2	1	0 0	-9
45 Anja Bukvic	16:04	3-5	1-2	0-0	0 1 1	1 0	7	1	3	0	0 0	-22
Team					1 2 0			0	0			
Totals		25-69	3-20	7-12	10 26 36	17 10	60	10	18	9	2 2	-40

Technical Fouls: NONE

Dead Ball Rebounds: 3, 0

Arkansas - 100 Record: 9-2

NO. Name	Min	FG M-A	3P M-A	FT M-A	Rebounds OR DR TOT	Fouls PF FD	TP	AS	TO	ST	Blocks BS BA	+/-
30 Maryam Dauda	F 17:35	3-4	0-0	3-4	1 2 3	1 2	9	0	1	0	2 0	29
0 Taliah Scott	G 31:00	12-16	5-8	0-4	0 2 2	1 3	29	1	3	1	0 0	-40
2 Samara Spencer	G 29:24	7-12	3-8	3-6	1 7 8	0 4	20	6	3	2	0 0	38
4 Saylor Poffenbarger	G 21:33	5-11	2-3	0-0	2 9 11	0 0	12	2	2	5	0 0	29
43 Makayla Daniels	G 25:52	3-4	1-2	5-6	0 6 6	0 5	12	1	7	3	0 0	36
23 Carly Keats	22:02	3-9	2-5	0-0	0 2 2	0 0	8	1	0	1	0 0	14
55 Emrie Ellis	11:29	0-1	0-0	0-0	0 1 1	1 0	0	1	1	0	1 0	10
34 Jenna Lawrence	11:59	3-4	1-2	3-4	0 1 1	3 2	10	0	0	0	0 0	6
10 Cristina Sánchez Cerqueira	10:56	0-1	0-0	0-0	0 2 2	0 0	0	0	0	0	0 0	1
20 Karley Johnson	12:57	0-0	0-0	0-2	1 1 2	2 1	0	1	0	1	0 1	1
51 Beia Franklin	05:13	0-1	0-0	0-0	1 0 1	0 0	0	0	0	0	0 0	-4
Team					1 2 3			0	0			
Totals		36-65	14-28	14-26	7 35 42	11 17	100	19	11	13	2 2	40

Technical Fouls: Bench 4th 13

Dead Ball Rebounds: 8, 1

	LATECH	ARK
Biggest lead	0 (1 st 10:00)	44 (4 th 6:44)
Best Scoring Run	7 (3 rd 7:25)	22 (4 th 9:04)
Lead Changes	0	
Times Tied	0	
Time with Lead	00:00	39:41

Points from	LATECH	ARK
Turnovers	8	13
Paint	28	42
Second Chance	1	12
Fast Breaks	9	17
Bench	25	18

Period by Period Scoring	LATECH	ARK
1st	12	12
2nd	12	17
3rd	11	19
4th	10	60
TOT	45	108



Official Basketball Box Score - Final
Ark-Pine Bluff at Arkansas
12/10/23 Bud Walton Arena, Fayetteville
2023-24 Women's Basketball

Game Time: 1:00 PM
Game Duration: 1:53
Attendance: 3,330

Officials: Brian Hall, Brenda Partridge, Cori Chambers

Ark-Pine Bluff - 74 Record: 4-7

NO. Name	Min	FG M-A	3P M-A	FT M-A	Rebounds OR DR TOT	Fouls PF FD	TP	AS	TO	ST	Blocks BS BA	+/-
23 Maori Davenport	C 25:51	2-4	0-0	2-2	6 4 10	3 1	6	0	5	1	1 1	0
0 Zaay Green	G 34:48	8-22	2-2	3-3	5 4 9	3 3	21	4	3	0	4 3	0
5 Jellissa Reese	G 25:11	3-6	0-0	1-2	4 1 5	4 3	7	3	2	3	0 0	-7
15 Coriah Beck	G 38:17	6-21	2-8	1-1	0 5 5	3 1	15	3	0	1	2 0	5
25 Kaila Walker	G 26:39	0-4	0-2	3-3	0 0 0	3 1	3	1	2	0	0 0	-1
54 Maya Peat	12:07	2-6	0-0	0-2	3 3 6	1 2	4	0	1	1	1 2	4
3 Demetria Shephard	21:23	4-11	4-9	0-0	1 5 6	2 2	12	0	1	0	1 1	15
4 Kourtney Rittenberry	13:39	2-3	0-0	0-2	2 4 6	1 3	4	0	0	1	1 0	1
14 Azaria Robinson	02:05	1-1	0-0	0-0	0 0 0	0 0	2	0	0	0	0 0	0
Team					1 4 5			0	1			
Totals		28-78	8-21	10-15	22 30 52	20 16	74	11	15	10	6 8	4

Technical Fouls: NONE

Shooting By Period	1st	2nd	3rd	4th	TOT
1st FG%	5-26	19.2%			
3PT%	1-6	16.7%			
FT%	3-3	100%			
2nd FG%	6-17	35.3%			
3PT%	1-3	33.3%			
FT%	5-5	100%			
3rd FG%	11-20	55.0%			
3PT%	4-7	57.1%			
FT%	2-5	40%			
4th FG%	6-15	40.0%			
3PT%	2-5	40.0%			
FT%	0-2	0%			
GM FG%	28-78	35.9%			
3PT%	8-21	38.1%			
FT%	10-15	66.7%			

Dead Ball Rebounds: 3, 0

Arkansas - 70 Record: 8-3

NO. Name	Min	FG M-A	3P M-A	FT M-A	Rebounds OR DR TOT	Fouls PF FD	TP	AS	TO	ST	Blocks BS BA	+/-
30 Maryam Dauda	F 29:42	2-7	0-1	2-2	2 2 4	3 2	6	0	3	0	3 0	7
0 Taliah Scott	G 40:00	9-20	6-14	7-8	2 4 6	3 6	31	2	7	0	0 1	-4
2 Samara Spencer	G 35:05	1-11	1-4	1-2	1 7 8	5 3	4	1	2	2	0 3	-17
4 Saylor Poffenbarger	G 39:09	4-15	4-9	1-2	2 8 10	2 2	13	3	2	2	5 1	-9
43 Makayla Daniels	G 39:05	6-9	2-4	2-4	0 4 4	1 7	16	4	2	3	0 1	-2
10 Cristina Sánchez Cerqueira	05:59	0-0	0-0	0-0	0 1 1	2 0	0	0	0	0	0 0	1
23 Carly Keats	12:60	0-2	0-0	0-0	0 0 0	0 0	0	1	0	0	0 0	4
Team					2 2 4			0	1			
Totals		22-64	13-34	13-18	9 28 37	16 20	70	11	17	7	8 6	-4

Technical Fouls: NONE

Shooting By Period	1st	2nd	3rd	4th	TOT
1st FG%	4-17	23.5%			
3PT%	2-6	33.3%			
FT%	5-6	83.3%			
2nd FG%	9-13	69.2%			
3PT%	7-8	87.5%			
FT%	2-2	100%			
3rd FG%	6-18	33.3%			
3PT%	2-10	20.0%			
FT%	5-8	62.5%			
4th FG%	3-16	18.8%			
3PT%	2-10	20.0%			
FT%	1-2	50%			

#SIDEBYSIDE



Official Basketball Box Score - Final
Arkansas at Illinois
12/20/23 Student Life Center, Keiser University, West Palm Beach
2023-24 Women's Basketball

Game Time: 11:00 AM
Game Duration: 1:47

Officials: Bruce Morris, Natasha Harris, Jeff Cross

Arkansas - 60

Record: 10-3

NO.	Name	Min	FG	3P	FT	Rebounds	Fouls	TP	AS	TO	ST	Blocks	+/
			M-A	M-A	M-A	OR DR TOT	PF FD					BS BA	
30	Maryam Dauda	F 26:03	4-5	0-0	1-2	1 3 4	4 1	9	0	3	0	2	0 15
0	Taliah Scott	G 37:55	7-15	1-6	2-2	1 0 1	3 5	17	1	3	0	0	1 1
2	Samara Spencer	G 35:15	7-19	2-7	1-4	0 4 4	2 2	17	1	4	1	0	1 -1
4	Saylor Poffenbarger	G 37:09	2-7	1-4	3-5	5 14 19	3 4	8	2	0	1	2	1 -3
43	Makayla Daniels	G 36:24	2-7	0-5	1-2	1 2 3	2 3	5	4	0	1	0	0 1
10	Cristina Sánchez Cerqueira	G 34:03	0-2	0-0	0-0	0 0 0	1 0	0	0	0	0	0	0 -4
32	Carly Keats	10:25	1-2	0-1	0-1	0 0 0	1 0	2	0	0	0	0	0 2
34	Jenna Lawrence	12:45	1-1	0-0	0-0	0 2 2	1 2	2	0	0	1	1	0 -6
Team						0 1 1	0	0	1				
Totals			24-58	4-23	8-16	8 26 34	16 18	60	8	11	4	5	3 1

Technical Fouls: NONE

Shooting By Period									
1 st FG%	8-18	44.4%	3PT%	1-4	25.0%	FT%	0-1	0%	
2 nd FG%	5-13	38.5%	3PT%	0-5	0.0%	FT%	4-6	66.7%	
3 rd FG%	7-14	50.0%	3PT%	3-8	37.5%	FT%	0-1	0%	
4 th FG%	4-13	30.8%	3PT%	0-6	0.0%	FT%	4-8	50%	
GM FG%	24-58	41.4%	3PT%	4-23	17.4%	FT%	8-16	50.0%	

Dead Ball Rebounds: 4, 1

Illinois - 59

Record: 5-5

NO.	Name	Min	FG	3P	FT	Rebounds	Fouls	TP	AS	TO	ST	Blocks	+/
			M-A	M-A	M-A	OR DR TOT	PF FD					BS BA	
23	Brynn Shoup-Hill	F 12:17	1-2	0-0	0-0	1 2 3	0 0	2	0	0	0	1	0 8
44	Kendall Bostic	F 34:51	7-11	0-1	1-1	3 7 10	2 1	15	1	1	2	1	1 4
1	Genesis Bryant	G 39:33	6-15	0-0	0-0	0 0 0	3 4	12	2	3	0	0	1 -1
1	Makira Cook	G 36:53	6-21	0-3	5-6	2 9 11	4 6	17	5	2	0	0	0 2
24	Adalia McKenzie	G 22:32	1-6	0-0	0-0	2 3 5	4 2	2	0	1	1	0	1 -3
11	Jada Peebles	26:12	0-3	0-3	0-0	0 2 2	0 0	0	2	1	0	0	0 -5
5	Gretchen Dolan	03:35	0-0	0-0	0-0	0 2 2	1 0	0	0	0	0	0	0 0
41	Camille Hobby	13:37	4-7	0-0	3-3	2 3 5	2 3	11	0	1	0	1	2 -4
22	Shay Bollin	02:46	0-0	0-0	0-0	1 0 1	0 0	0	0	0	0	0	0 -4
4	Kam'ryn Rhodes	07:44	0-1	0-1	0-0	0 0 0	0 0	0	0	0	0	0	0 -2
Team						2 2 4	0	0	0				
Totals			25-66	0-8	9-10	13 30 43	18 16	59	10	9	3	3	5 -1

Technical Fouls: NONE

Shooting By Period									
1 st FG%	7-18	38.9%	3PT%	0-2	0.0%	FT%	2-2	100%	
2 nd FG%	5-16	31.3%	3PT%	0-3	0.0%	FT%	2-2	100%	
3 rd FG%	10-16	62.5%	3PT%	0-2	0.0%	FT%	3-4	75%	
4 th FG%	3-16	18.8%	3PT%	0-1	0.0%	FT%	2-2	100%	
GM FG%	25-66	37.9%	3PT%	0-8	0.0%	FT%	9-10	90.0%	

Dead Ball Rebounds: 2, 0

	ARK	ILL
Biggest lead	7 (1 st 8:31)	5 (3 rd 6:15)
Best Scoring Run	8 (3 rd 4:41)	7 (3 rd 9:04)
Lead Changes	12	
Times Tied	5	
Time with Lead	21:12	16:36

Points from	ARK	III
Turnovers	5	11
Paint	26	32
Second Chance	10	13
Fast Breaks	2	5
Bench	4	11

Period by Period Scoring					
	1st	2nd	3rd	4th	TOT
ARK	17	14	17	12	60
III	16	12	23	8	59



Official Basketball Box Score - Final
UIC at Arkansas
12/21/23 Student Life Center, Keiser University, West Palm Beach
2023-24 Women's Basketball

Game Time: 11:00 AM
Game Duration: 1:43

Officials: Troy Winders, Dawn Marsh, Natasha Harris

UIC - 58

Record: 7-4

NO.	Name	Min	FG	3P	FT	Rebounds	Fouls	TP	AS	TO	ST	Blocks	+/
			M-A	M-A	M-A	OR DR TOT	PF FD					BS BA	
1	Kristian Young	G 25:46	2-8	0-2	4-6	2 2 4	2 5	8	7	5	0	0	1 -4
4	Jaida McCloud	G 21:19	1-4	0-2	0-0	1 3 4	1 1	2	2	0	1	2	0 -7
10	Dais'Ja Trotter	G 21:34	3-5	1-2	0-0	0 2 2	2 0	7	0	1	0	0	1 -6
22	Keimari Rimmer	G 23:40	6-15	0-3	0-0	2 6 8	4 3	12	1	2	1	1	1 -8
25	Danyel Middleton	G 31:14	3-12	0-1	1-1	0 3 3	0 2	7	0	0	1	0	1 -8
23	Makiyah Williams	G 22:16	7-13	0-2	1-2	0 2 2	1 2	15	0	1	0	0	0 0
14	Krystyna Ellaw	03:35	0-2	0-0	0-0	2 1 3	1 1	0	0	0	0	0	2 -5
20	Sandra Frau-Garcia	18:24	0-0	0-0	0-0	0 4 4	2 0	0	5	2	0	0	0 0
5	Ky Dempsey-Toney	11:18	1-2	0-0	0-0	0 4 4	0 0	2	0	0	0	0	0 -1
3	Sara Zabrecky	20:54	2-3	1-1	0-0	0 1 1	2 0	5	0	0	1	0	0 -1
Team						3 1 4	0	0	1				
Totals			25-64	2-13	6-9	10 29 39	15 14	58	15	12	4	3	6 -8

Technical Fouls: NONE

Shooting By Period									
1 st FG%	6-17	35.3%	3PT%	0-5	0.0%	FT%	0-0	0%	
2 nd FG%	6-13	46.2%	3PT%	1-3	33.3%	FT%	2-3	66.7%	
3 rd FG%	5-20	25.0%	3PT%	0-3	0.0%	FT%	0-0	0%	
4 th FG%	8-14	57.1%	3PT%	1-2	50.0%	FT%	4-6	66.7%	
GM FG%	25-64	39.1%	3PT%	2-13	15.4%	FT%	6-9	66.7%	

Dead Ball Rebounds: 5, 1

Arkansas - 66

Record: 11-3

NO.	Name	Min	FG	3P	FT	Rebounds	Fouls	TP	AS	TO	ST	Blocks	+/
			M-A	M-A	M-A	OR DR TOT	PF FD					BS BA	
30	Maryam Dauda	F 32:23	1-2	0-1	1-2	1 7 8	4 1	3	3	0	0	2	0 5
0	Taliah Scott	G 40:00	9-24	6-12	2-2	0 6 6	2 1	26	2	0	0	0	1 8
2	Samara Spencer	G 37:52	3-14	2-6	5-6	0 0 0	0 6	13	2	3	0	0	2 5
4	Saylor Poffenbarger	G 37:52	6-7	2-3	3-3	2 9 11	1 5	17	1	1	5	1	0 5
43	Makayla Daniels	G 26:53	1-5	0-2	0-0	1 1 2	4 2	2	0	4	1	0	0 7
23	Carly Keats	15:15	1-4	0-2	0-0	0 2 2	0 0	2	0	0	0	2	0 4
34	Jenna Lawrence	09:45	1-2	1-1	0-0	0 1 1	3 0	3	0	0	0	1	0 6
Team						2 0 2	0	0	2				
Totals			22-58	11-27	11-13	6 26 32	14 15	66	8	10	6	6	3 8

Technical Fouls: NONE

Shooting By Period									
1 st FG%	7-15	46.7%	3PT%	3-7	42.9%	FT%	1-2	50%	
2 nd FG%	5-18	27.8%	3PT%	3-9	33.3%	FT%	1-2	50%	
3 rd FG%	5-15	33.3%	3PT%	3-7	42.9%	FT%	2-2	100%	
4 th FG%	5-10	50.0%	3PT%	2-4	50.0%	FT%	7-7	100%	
GM FG%	22-58	37.9%	3PT%	11-27	40.7%	FT%	11-13	84.6%	

Dead Ball Rebounds: 2, 1

	UIC	ARK
Biggest lead	3 (1 st 7:24)	14 (4 th 4:44)
Best Scoring Run	6 (4 th 6:35)	11 (2 nd 8:27)
Lead Changes	3	
Times Tied	3	
Time with Lead	03:42	35:38

Points from	UIC	ARK
Turnovers	13	8
Paint	36	12
Second Chance	8	5
Fast Breaks	13	5
Bench	22	5

Period by Period Scoring					
	1st	2nd	3rd	4th	TOT
UIC	12	15	10	21	58
ARK	18	14	15	19	66



Official Basketball Box Score - Final
UIW at Arkansas
12/31/23 Bud Walton Arena, Fayetteville
2023-24 Women's Basketball

Game Time: 1:00 PM
Game Duration: 1:41
Attendance: 3,420

Officials: Bill Larence, Ivy Seales, Charles Watson

UIW - 48

Record: 7-4

NO.	Name	Min	FG	3P	FT	Rebounds	Fouls	TP	AS	TO	ST	Blocks	+/
			M-A	M-A	M-A	OR DR TOT	PF FD					BS BA	
13	Chloe Storer	F 25:24	2-9	0-0	0-1	2 0 2	3 2	4	1	1	1	0	3 -19
35	Raimi McCrary	F 27:53	0-6	0-1	2-2	1 1 2	1 1	2	1	0	1	0	1 -1
3	Nina De Leon Negron	G 35:34	3-11	1-5	0-0	1 5 6	2 0	7	6	2	0	0	0 -19
10	Destiny Terrell	G 23:41	1-5	0-0	3-6	0 11 11	3 3	5	0	3	0	0	1 -4
32	Jorja Elliott	G 24:32	4-7	2-4	0-0	1 4 5	0 0	10	1	3	3	0	1 -12
5	Myra Bell	17:59	0-6	0-2	2-2	2 0 2	3 1	2	0	0	0	0	0 -13
11	Aliyah Collins	16:27	4-6	1-3	1-1	0 3 3	1 3	10	1	1	1	0	0 -17
14	Brenna Perez	17:57	2-6	1-4	1-2	0 1 1	1 2	6	0	1	0	0	0 -11
2	Kaylee Howell	01:31	0-1	0-0	0-0	0 0 0	0 0	0	1	0	0	0	0 1
0	Hanna Wheeler	03:28	0-2	0-2	0-0	0 0 0	0 0	0	1	0	0	0	0 0
4	Sophia Griego	03:28	0-1	0-1	0-0	0 0 0	0 0	0	0	1	1	0	0 0
21	Mallory McQuietor	02:06	0-0	0-0	2-2	1 0 1	0 1	2	0	0	0	0	0 0
Team						1 1 2	0	0	0				
Totals			16-60	5-22	11-16	9 26 35	15 13	48	12	12	7	1	5 -19

Technical Fouls: NONE

Shooting By Period		
1 st	FG%	3-13 23.1%
	3PT%	0-4 28.6%
	FT%	2-2 100%
2 nd	FG%	3-14 21.4%
	3PT%	1-5 20.0%
	FT%	3-4 75%
3 rd	FG%	7-17 41.2%
	3PT%	0-4 0.0%
	FT%	2-6 33.3%
4 th	FG%	3-16 18.8%
	3PT%	2-6 33.3%
	FT%	4-4 100%
5 th	FG%	16-60 26.7%
	3PT%	5-22 22.7%
	FT%	11-16 68.8%



Official Basketball Box Score - Final
Georgia at Arkansas
01/07/24 Bud Walton Arena, Fayetteville
2023-24 Women's Basketball

Game Time: 1:00 PM
Game Duration: 1:45
Attendance: 3,993

Officials: Gina Cross, Kevin Pethel, Angelica Siffren

Georgia - 43

Record: 10-5 (1-1)

NO.	Name	Min	FG	3P	FT	Rebounds	Fouls	TP	AS	TO	ST	Blocks	BS	BA	+/
			M-A	M-A	M-A	OR DR TOT	PF FD								
0	Zoesha Smith	F 12:55	1-4	0-0	0-0	1 1 2	1 0	2	0	0	0	0	1	1	-25
33	Destiny Thomas	F 19:20	0-2	0-0	1-2	2 6 8	2 1	1	0	1	0	1	0	1	-19
35	Javyn Nicholson	F 34:06	8-18	0-0	1-1	3 7 10	2 3	17	1	5	3	1	0	1	-31
11	Asia Avinger	G 16:29	2-10	1-5	2-4	0 3 3	3 2	7	1	0	1	0	0	0	-11
12	Stefanie Ingram	G 20:12	1-5	0-2	0-0	0 0 0	0 2	1	2	2	3	0	0	0	-25
12	Taniyah Thompson	22:35	2-8	0-0	0-0	1 2 3	0 1	4	2	0	0	0	0	0	-19
1	Chloe Cole	10:47	0-1	0-0	0-0	0 1 1	1 2	1	0	0	2	0	0	0	-19
1	Chloe Chapman	26:38	2-7	2-3	0-0	0 5 5	1 1	6	4	6	1	0	0	2	-29
10	DeMaun Flourmy	12:37	0-5	0-3	2-2	0 0 0	2 1	2	0	1	0	0	0	0	-7
2	Savannah Henderson	07:05	0-1	0-1	0-0	0 0 0	1 0	0	0	0	0	0	0	0	-4
30	Amiya Evans	12:53	0-2	0-0	0-0	2 1 3	0 1	0	1	1	0	1	0	0	-10
21	Fatima Diakhate	02:23	1-1	0-0	0-0	0 0 0	1 0	2	0	0	0	0	0	0	0
Team						3 2 5	0 1								
Totals			17-64	3-14	6-9	12 28 40	17 12	43	11	20	5	3	4	40	

Technical Fouls: NONE

Dead Ball Rebounds: 2, 2

Shooting By Period		
1 st FG%	3-15	20.0%
3PT%	1-3	33.3%
FT%	2-2	100%
2 nd FG%	4-16	25.0%
3PT%	1-3	33.3%
FT%	0-0	0%
3 rd FG%	5-17	29.4%
3PT%	1-5	20.0%
FT%	0-2	0%
4 th FG%	5-16	31.3%
3PT%	0-3	0.0%
FT%	4-5	80%
GM FG%	17-64	26.6%
3PT%	3-14	21.4%
FT%	6-9	66.7%



Official Basketball Box Score - Final
Mississippi St. at Arkansas
01/11/24 Bud Walton Arena, Fayetteville
2023-24 Women's Basketball

Game Time: 8:00 PM
Game Duration: 1:50
Attendance: 2,627

Officials: Dee Kantner, Fatou Cissoko-Stephens, Brenda Pantoja

Mississippi St. - 66

Record: 14-4 (1-2)

NO.	Name	Min	FG	3P	FT	Rebounds	Fouls	TP	AS	TO	ST	Blocks	BS	BA	+/
			M-A	M-A	M-A	OR DR TOT	PF FD								
5	Erynn Barnum	F 20:45	2-10	0-4	0-0	1 1 2	0 0	4	1	2	0	1	1	1	13
4	Jessika Carter	C 32:10	9-16	0-0	4-4	6 13 19	4 3	22	3	3	0	2	1	5	
2	Jerkaila Jordan	G 34:16	8-18	1-2	0-0	1 4 5	1 2	17	0	1	3	0	2	3	-2
3	Lauren Park-Lane	G 38:04	5-15	0-0	1-2	0 5 5	3 1	11	7	1	0	0	0	0	5
21	Debraasha Powe	G 32:17	2-7	1-5	1-2	1 6 7	1 2	6	0	1	1	0	0	0	3
0	Darrione Rogers	20:21	0-3	0-3	2-2	0 1 1	2 2	2	2	1	0	0	0	0	-3
14	Miracle Sheppard	14:54	1-2	0-0	0-0	2 1 3	4 0	2	1	0	0	0	0	1	-2
24	Quanirah Montague	05:14	1-2	0-0	0-0	1 1 2	1 0	2	0	1	0	1	1	1	-2
22	Jasmine Brown-Hagger	02:00	0-0	0-0	0-0	0 0 0	0 0	0	0	0	0	0	0	0	-2
Team						3 3 6	0 1								
Totals			28-73	2-14	8-10	15 35 50	16 10	66	14	11	4	6	7	3	

Technical Fouls: NONE

Shooting By Period		
1 st FG%	8-23	34.8%
3PT%	0-5	0.0%
FT%	0-0	0%
2 nd FG%	8-18	44.4%
3PT%	1-3	33.3%
FT%	1-1	100%
3 rd FG%	6-18	33.3%
3PT%	1-5	20.0%
FT%	2-2	100%
4 th FG%	6-14	42.9%
3PT%	0-1	0.0%
FT%	5-7	71.4%
GM FG%	28-73	38.4%
3PT%	2-14	14.3%
FT%	8-10	80.0%

Dead Ball Rebounds: 2, 2

Arkansas - 63

Record: 13-5 (1-2)

NO.	Name	Min	FG	3P	FT	Rebounds	Fouls	TP	AS	TO	ST	Blocks	BS	BA	+/
			M-A	M-A	M-A	OR DR TOT	PF FD								
30	Maryam Dauda	F 37:35	6-10	0-4	5-5	2 11 13	2 4	17	2	3	1	3	0	0	0
2	Samara Spencer	G 38:45	5-20	1-7	2-2	1 3 4	0 6	13	6	2	0	0	4	-1	
4	Saylor Poffenbarger	G 40:00	3-13	3-9	0-0	2 5 7	0 0	9	3	1	1	2	1	-3	
23	Carly Keats	G 36:53	4-11	3-8	1-1	0 0 0	4 2	12	1	3	0	0	1	-4	
43	Makayla Daniels	G 37:51	1-10	1-7	3-4	2 4 6	2 4	6	1	0	2	1	0	-12	
55	Emrie Ellis	02:25	0-1	0-0	0-0	0 1 1	2 0	0	0	0	0	0	0	-3	
34	Jenna Lawrence	06:31	2-3	2-3	0-0	1 1 2	0 0	6	1	0	0	1	0	8	
Team						2 2 4	0 0								
Totals			21-68	10-38	11-12	10 27 37	10 16	63	14	9	4	7	6	-3	

Technical Fouls: NONE

Shooting By Period		
1 st FG%	5-18	27.8%
3PT%	3-14	21.4%
FT%	0-0	0%
2 nd FG%	3-19	15.8%
3PT%	3-13	23.1%
FT%	0-0	0%
3 rd FG%	8-17	47.1%
3PT%	4-8	50.0%
FT%	6-7	85.7%
4 th FG%	5-14	35.7%
3PT%	0-3	0.0%
FT%	5-5	100%
GM FG%	21-68	30.9%
3PT%	10-38	26.3%
FT%	11-12	91.7%

Dead Ball Rebounds: 1, 3

	UGA	ARK
Biggest lead	0 (1 st 10:00)	44 (4 th 6:06)
Best Scoring Run	5 (4 th 3:14)	12 (3 rd 4:08)
Lead Changes	0	
Times Tied	0	
Time with Lead	00:00	39:03

Points from	UGA	ARK
Turnovers	8	21
Paint	12	24
Second Chance	12	17
Fast Breaks	9	19
Bench	14	5

Period by Period Scoring	1st	2nd	3rd	4th	TOT
UGA	9	9	11	14	43
ARK	24	25	17	17	83

Dead Ball Rebounds: 3, 1

	MSU	ARK
Biggest lead	15 (2 nd 2:41)	2 (4 th 3:40)
Best Scoring Run	13 (2 nd 5:05)	11 (3 rd 2:49)
Lead Changes	2	
Times Tied	5	
Time with Lead	36:17	00:41

Points from	MSU	ARK
Turnovers	8	0
Paint	42	22
Second Chance	10	12
Fast Breaks	8	8
Bench	6	6

Period by Period Scoring	1st	2nd	3rd	4th	TOT
MSU	16	18	15	17	66
ARK	13	9	26	15	63



Official Basketball Box Score - Final
Arkansas at Alabama
01/14/24 Coleman Coliseum, Tuscaloosa
2023-24 Women's Basketball

Game Time: 2:00 PM
Game Duration: 1:52
Attendance: 2,467

Officials: Michael McConnell, Natasha Camy, Teresa Luck

Arkansas - 77

Record: 14-5 (2-2)

NO.	Name	Min	FG	3P	FT	Rebounds	Fouls	TP	AS	TO	ST	Blocks	BS	BA	+/
			M-A	M-A	M-A	OR DR TOT	PF FD								
30	Maryam Dauda	F 40:00	3-7	0-0	2-4	7 5 12	0 3	8	5	3	2	10	1	18	
2	Samara Spencer	G 39:24	11-29	2-7	7-8	2 12 14	3 7	31	3	7	2	0	2	18	
4	Saylor Poffenbarger	G 34:31	4-12	1-5	0-0	5 9 14	3 2	9	0	2	1	1	0	13	
23	Carly Keats	G 34:30	3-9	0-5	1-1	0 1 1	1 1	7	0	1	0	0	0	22	
43	Makayla Daniels	G 25:44	6-10	3-5	1-1	2 1 3	4 2	16	0	0	0	0	0	-2	
20	Karley Johnson	20:31	1-4	0-2	1-2	2 0 2	3 3	3	0	0	0	0	0	16	
34	Jenna Lawrence	05:20	1-1	0-0	1-2	1 3 4	0 1	3	0	0	0	0	0	5	
Team						2 0 2	0 0								
Totals			29-72	6-24	13-18	21 31 52	14 19	77	8	13	5	11	3	18	

Technical Fouls: NONE

Shooting By Period		
1 st FG%	8-26	30.8%
3PT%	2-11	18.2%
FT%	2-3	66.7%
2 nd FG%	4-18	22.2%
3PT%	0-5	0.0%
FT%	2-4	50%
3 rd FG%	10-18	55.6%
3PT%	2-6	33.3%
FT%	2-4	50%
4 th FG%	7-10	70.0%
3PT%	2-2	100.0%
FT%	7-7	100%
GM FG%	29-72	40.3%
3PT%	6-24	25.0%
FT%	13-18	72.2%

Dead Ball Rebounds: 4, 0

Alabama - 59

Record: 15-4 (2-2)

NO.	Name		Min	FG M-A	3P M-A	FT M-A	Rebounds OR DR TOT	Fouls PF FD	TP	AS	TO	ST	Blocks BS BA	+/-
21	Essence Cody	F	22:33	2-9	1-3	0-0	3 3 6	5 0	5	0	1	0	1 3	-7
0	Loyal McQueen	G	26:37	3-6	0-0	1-1	0 1 1	2 2	7	4	3	0	0 1	-11
3	Sarah Ashlee Barker	G	36:29	8-15	1-3	1-3	2 1 3	2 8	18	1	1	1	0 1	-17
23	Jessica Timmons	G	28:57	5-16	2-5	1-2	1 3 4	2 1	13	1	3	2	0 2	-15
32	Aaliyah Nye	G	37:31	2-6	1-4	0-1	0 7 7	4 2	5	1	1	2	1 0	-18
22	Karly Weathers		19:27	1-3	1-2	0-0	0 3 3	1 0	3	3	0	0	0 0	2
13	Je'Anna Cunningham		09:16	1-3	0-0	0-0	0 3 3	2 0	2	0	0	3	1 1	0
51	De'Janae Williams		11:49	2-3	2-3	0-0	2 0 2	1 1	6	1	2	1	0 0	-14
31	Naomi Jones		03:53	0-2	0-0	0-0	0 0 0	0 0	0	1	0	0	1 0	-3
42	Meg Newman		03:29	0-2	0-0	0-0	1 0 1	0 0	0	0	0	0	0 2	-7
Team							3 2 5		0	0	0			
Totals				24-65	8-20	3-7	12-23	35	19	14	59	11	6 3	11 -18

TV/RADIO CHART



Taliah Scott

Fr. | G | FR | 5-9
Orange Park, Fla.
St. Johns Country Day
Major: History

0

GP-GS 16-16
PPG 22.3
Season Highs: 34 (11/17)RPG 3.5
Season Highs: 6 (12/21)APG 1.4
Season Highs: 4 (12/31)MPG 36.3
Season Highs: 40 (1/4)

Career Highs: Same

- Ruled out last three games with day-to-day injury (back)
- Tied SEC Freshman of the Week record at Arkansas with five
- Logged 29 points vs. ULM, most by a freshman in Arkansas debut
- Leads SEC in scoring, FGA (288) and minutes/gm
- In NCAA, eighth in PPG, 11th in total points, 15th in FGA, 19th in 3PA (132) & 20th in MPG
- No. 1 ranked 2023 player in the country and five-star prospect
- Named McDonald's All-American and Florida Gatorade POY



Samara Spencer

Jr. | G | 2L | 5-7
Fort Lauderdale, Fla.
St. Thomas Aquinas
Major: Rec & Sport Management

2

GP-GS 19-19
PPG 13.8
Season Highs: 31 (1/14)RPG 4.7
Season Highs: 14 (1/14)APG 3.3
Season Highs: 7 (11/10)MPG 33.3
Season Highs: 39 (1/14)

Career Highs: 32 (12/4/22)

- Coming off third career double-double w/ 31 points & 14 rebounds w/ three assists at Alabama
- In SEC games, first in minutes/gm (38.8), third in scoring (21.0), eighth in assists/gm (4.0) and 11th in rebounds/gm (7.8)
- Third in FTM (68), FTA (92) and minutes/gm in the SEC
- Became 33rd member of 1K club at Arkansas w/ 15 points at FSU
- No. 15 in career assists (312), 4th in SEC among active players
- Leading returning scorer w/ 14.4 PPG and a team-leading 15.4 assists
- 2022 SEC Freshman of the Year, first for Arkansas since 2009



Saylor Poffenbarger

R-So. | G | 1L/TR | 6-2
Middletown, Md.
Middletown/UConn
Major: Communications

4

GP-GS 19-19
PPG 10.5
Season Highs: 17 (12/21)RPG 12.8
Season Highs: 23 (11/30)APG 1.8
Season Highs: 4 (1/7)MPG 32.5
Season Highs: 43 (1/11)

Career Highs: 24 (1/26/23)

- Coming off near double-double w/ nine points & 14 rebounds at Alabama
- Has logged four 19+ rebound games, the most by a Razorback
- Broke single-game record in rebounds w/ 23 at #15 FSU
- Leads SEC in defensive rebounds/gm (10.3) & rebounds/gm, which are first and second in the NCAA, respectively
- Needs one more rebound for 500 and has six double-doubles this year
- Among active SEC players, sits at No. 15 in career rebounds (499)
- Tabbled to All-SEC Freshman Team
- Five-time SEC Freshman of the Week, which led the league



Bea Franklin

Gr. | G | GR | 5-10
Seattle, Wash.
Seattle Prep
Major: Nursing

8

GP-GS 3-0
PPG 0.0
Season Highs: N/ARPG 0.3
Season Highs: 1 (12/7)APG 0.0
Season Highs: N/AMPG 2.9
Season Highs: 5 (12/7)

Career Highs: Same

- Drafted third round, No. 41 overall, to Chicago Red Stars in NWSL, will be away from team for next few weeks
- Made SEC debut on basketball court w/ 2.5 minutes vs. Georgia
- Three-sport athlete in HS (soccer, bball and tennis)
- Led Seattle Prep to 20-9 record, 12-4 in 3A Metro in 2016-17
- On soccer pitch, named 2023 SEC Midfielder of the Year and SEC Scholar Athlete of the Year
- Named All-American in grad season, leading Hogs in goals (9), assists (9) and points, and two-time All-SEC recipient



Cristina Sanchez Cerqueira

Fr. | F | FR | 6-1
Granada, Spain
Segle XXI
Major: Kinesiology

10

GP-GS 13-0
PPG 0.5
Season Highs: 2 (12/31)RPG 1.2
Season Highs: 3 (12/31)APG 0.2
Season Highs: 1 (11/20)MPG 5.2
Season Highs: 11 (12/7)

Career Highs: Same

- Played 2.5 minutes & logged one rebound & block vs. Georgia
- Made first collegiate field goal vs. Marquette
- A member of the Spanish National Team
- Played at FIBA U18 3x3 World Cup in Hungary and European Youth Olympic Festival 3x3 in Slovenia
- With Segle XXI, played in 26 games during the 2022-23 season to average 6.4 points, 5.4 rebounds and 1.3 steals per game



Karley Johnson

So. | G | 1L | 5-9
Oklahoma City, Okla.
Mustang
Major: Family Science

20

GP-GS 7-0
PPG 1.6
Season Highs: 5 (1/7)RPG 1.3
Season Highs: 2 (12/7)APG 0.1
Season Highs: 1 (12/7)MPG 7.9
Season Highs: 20 (1/4)

Career Highs: 5 (1/7)

- Played most valuable minutes w/ career-high 20 w/ three points & two offensive rebounds at Alabama
- Registered career-high five points in five minutes vs. Georgia
- Made season debut vs. Little Rock, playing all 10 minutes of fourth quarter to log a point, two offensive rebounds and one steal
- Appeared in 10 games as a true freshman
- Tabbled a 2022 McDonald's All-American nominee



Loren Lindsey

So. | G | 1L | 5-11
Fayetteville, Ark.
Fayetteville
Major: Finance

21

GP-GS 1-0
PPG 0.0
Season Highs: N/ARPG 0.0
Season Highs: 1 (3/16/23)APG 1.0
Season Highs: 1 (1/14)MPG 3.6
Season Highs: 3 (11/14)

Career Highs: N/A

- Made appearance vs. Little Rock, finishing with first career assist
- Appeared in nine games as a true freshman
- Made collegiate debut against Central Arkansas
- Tabbled to the All-Conference 6A West All-Defensive Team
- Named Northwest Arkansas Democrat Gazette Player of the Week
- Born and raised in Fayetteville & always wanted to be a Hog



Carly Keats

So. | G | JUCO | 5-8
Choctaw, Miss.
Neshoba Central/Jones JC
Major: Anthropology

23

GP-GS 19-3
PPG 5.9
Season Highs: 16 (1/7)RPG 1.0
Season Highs: 4 (11/14)APG 0.4
Season Highs: 2 (1/7)MPG 18.9
Season Highs: 40 (1/7)

Career Highs: Same

- Logged seven points in 34.5 minutes in third straight start at Alabama
- Recorded 12 points vs. Miss. St., third straight double-digit scoring game
- Earned first career start & logged career-high 16 points, while playing all 40 minutes vs. Georgia
- Has logged 23 triples this year, averaging 2.0/game in SEC play
- JUCO transfer from Jones College, having led the team to its seventh straight region crown and ticket to NJCAA Tournament
- Named to All-Region 23 Team at JC
- Started in 28 games as a freshman at JC, finishing w/ 55 3-pointers



Maryam Dauda

R-So. | F | 1L | 6-4
Bentonville, Ark.
Bentonville
Major: International Business

30

GP-GS 19-19
PPG 8.5
Season Highs: 17 (1/11)RPG 7.1
Season Highs: 13 (1/11)APG 1.2
Season Highs: 3 (12/21)MPG 28.4
Season Highs: 40 (1/14)

Career Highs: 17 (1/11)

- Broke school record in single-game blocks w/ 10 & a double-double w/ 12 rebounds, eight points & five assists w/ no fouls at Alabama
- Earned first career double-double w/ 17 points & 13 boards vs. Miss. St.
- Delivered buzzer-beater layup vs. Illinois
- Third in blocks/gm (2.4) in SEC (first in SEC games w/ 4.0) & 14th in total blocks (45) in NCAA
- Appeared in 35 games off the bench, first year back from ACL injury
- 13th-ranked player, five-star prospect and top post player in the ESPN HoopGurU 2021 recruiting class



Jenna Lawrence

Fr. | F | FR | 6-3
Farmington, Ark.
Farmington
Major: Human Nutrition

34

GP-GS 14-0
PPG 2.1
Season Highs: 10 (12/7)RPG 1.7
Season Highs: 5 (12/16)APG 0.1
Season Highs: 1 (1/11)MPG 8.0
Season Highs: 14 (12/31)

Career Highs: Same

- Playing valuable minutes, logging three points & four rebounds in 5.5 minutes at Alabama
- Provided spark w/ six points, two boards & one block vs. Miss. State
- Recorded a career-high 10 points vs. LA Tech
- Four-star prospect, No. 61 player in the country
- Proven winner, coming off 4A girls state championship & was MVP
- Averaged 18.7 points, 7.1 rebounds and 1.5 blocks per game with 99 3-pointers made as a senior
- Eclipsed 2,000 points and 1,000 rebounds in high school



Makayla Daniels

Gr. | G | 4L | 5-8
Frederick, Md.
Frederick
Major: Rec & Sport Management

43

GP-GS 19-19
PPG 10.8
Season Highs: 24 (1/7)RPG 4.4
Season Highs: 8 (11/24)APG 2.5
Season Highs: 7 (12/7)MPG 32.7
Season Highs: 39 (12/10)

Career Highs: 34 (12/21/21)

- Recorded 16 points, 13 in second half, w/ three rebounds at Alabama
- Registered season-high 24 points w/ five 3s, seven rebounds, three assists and a season-high five steals vs. Georgia
- Made Fort Myers Tip-Off All-Tournament Team
- Earned spot on All-SEC Preseason Second Team
- No. 7 on the all-time scoring list (1,669), broke starts & games played records (141) & No. 4 in all-time steals (228)
- Started in every game since freshman year



Maryn Archer

Fr. | G | FR | 5-8
Derby, Kan.
Derby
Major: Sociology

44

GP-GS N/A
PPG N/A
Season Highs: N/ARPG N/A
Season Highs: N/AAPG N/A
Season Highs: N/AMPG N/A
Season Highs: N/A

Career Highs: Same

- Has not made an appearance in a game
- Enrolled early last January
- Three-star prospect out of high school
- Voted Run 4 Roses All-Tournament First Team after 31-point performance on just 11 shots in championship game
- Paced Derby HS in assists and steals during junior year
- Played on two different high school teams, leading both to state



Emrie Ellis

Jr. | F | 2L | 6-3
Vanoss, Okla.
Vanoss
Major: Human Resources

55

GP-GS 10-0
PPG 1.3
Season Highs: 4 (11/17)RPG 1.2
Season Highs: 8 (12/13/22)APG 0.2
Season Highs: 2 (1/6/22)MPG 9.2
Season Highs: 27 (2/10/22)

Career Highs: 11 (2/10/22)

- Did not play at Alabama, made back-to-back appearances in games after missing the prior six due to Tommy John
- Splashed two 3-pointers for six points w/ +20 efficiency at A-State
- Made return after injury vs. LR, logging two points & four boards
- Played 28 games off the bench last season
- Scored in nine games in 2022-23
- Logged five blocks vs. UAPB was most by a freshman Hog since 2014
- No. 48 overall recruit in ASGR's 2021 recruiting rankings



Mike Neighbors

7th Year at Arkansas
11th Year Overall
Career: 232-123, Arkansas: 134-82

HC

- Holds the most wins among active Power 5 coaches with 11 years or less of experience
- Has led teams to nine postseason appearances (6 NCAA, 3 WNIT)
- Guided teams to Final Four and two Sweet 16s as head coach
- Coached 11 WNBA Draft picks, six as a head coach
- Holds Arkansas head coaching record for SEC winning percentage
- Has 42 wins over AP Top 25 opponents
- WBCA Board of Directors member

Todd Schaefer
Seventh SeasonPauline Love
Seventh SeasonLacey Goldwire
Fifth Season



Taliah Scott
Fr. | 5-9 | G
Orange Park, Fla.



Samara Spencer
Jr. | 5-7 | G
Fort Lauderdale, Fla.



Saylor Poffenbarger
R-So. | 6-2 | G
Middletown, Md.



Bea Franklin
Gr. | 5-10 | G
Seattle, Wash.



Cristina Sánchez Cerqueira
Fr. | 6-1 | G
Granada, Spain



Sasha Goforth
R-Jr. | 6-1 | G
Fayetteville, Ark.



Karley Johnson
So. | 5-9 | G
Mustang, Okla.



Loren Lindsey
So. | 5-11 | G
Fayetteville, Ark.



Carly Keats
So. | 5-8 | G
Choctaw, Miss.



Maryam Dauda
R-So. | 6-4 | F
Bentonville, Ark.



Jenna Lawrence
Fr. | 6-3 | F
Farmington, Ark.



Makayla Daniels
Gr. | 5-9 | G
Frederick, Md.



Maryn Archer
Fr. | 5-7 | G
Derby, Kan.



Emrie Ellis
Jr. | 6-3 | F
Vanoss, Okla.



Mike Neighbors
Head Coach
Seventh Season



Todd Schaefer
Associate Head Coach
Seventh Season



Pauline Love
Assistant Coach
Seventh Season




Lacey Goldwire
Assistant Coach
Fifth Season



Amber Shirey
Director of Operations
40 - Social | @RazorbackWBB




Jayci Stone
Director of SA Development



Evan Johnston
Special Assistant to HC/Dir. of Video



Simone Rush
Head Athletic Trainer



Tyler Beckman
S&C Coach