



# RAZORBACKS®

## 2023-24 Women's Basketball Game Notes

Kylie Magar | Assistant Director, Communications  
E: kmagar@uark.edu | ArkansasRazorbacks.com

### 2023-24 SCHEDULE

Date	Opponent	Time	TV/RESULT
Nov. 7	ULM	7 PM	W, 81-76
Nov. 10	Murray State	10:30 AM	W, 82-79
Nov. 14	Little Rock	7 PM	W, 77-36
Nov. 17	at Arkansas State	7 PM	W, 82-67
Nov. 20	Central Arkansas	7 PM	W, 81-67
Nov. 24	WisconsinS	1 PM	W, 65-62
Nov. 25	MarquetteS	4 PM	L, 74-58
Nov. 30	at No. 15 Florida State	6 PM	W, 71-58
Dec. 3	No. 2 UCLA	2 PM	W, 81-66
Dec. 7	Louisiana Tech	7 PM	W, 100-60
Dec. 10	UAPB	1 PM	L, 74-70
Dec. 16	Samford!	12:30 PM	W, 68-54
Dec. 20	Illinois#	10 AM	W, 60-59
Dec. 21	UIC#	10 AM	W, 66-58
Dec. 31	Incarnate Word	1 PM	W, 67-48
Jan. 4	at Kentucky*	6 PM	L, 73-63
Jan. 7	Georgia*	1 PM	W, 83-43
Jan. 11	Mississippi State*	8 PM	L, 66-63
Jan. 14	at Alabama*	2 PM	W, 77-59
Jan. 21	at LSU*	4 PM	L, 99-68
Jan. 25	Kentucky*	7 PM	W, 88-61
Jan. 28	at Missouri*	2 PM	W, 67-58
Feb. 1	Alabama*	8 PM	SECN
Feb. 4	Auburn*	5 PM	SECN
Feb. 8	at Florida*	5 PM	SECN+
Feb. 12	at Tennessee*	6 PM	SECN
Feb. 18	Missouri*	3 PM	SECN
Feb. 22	at Texas A&M*	7 PM	SECN+
Feb. 25	Vanderbilt*	2 PM	SECN+
Feb. 29	South Carolina*	8 PM	SECN
March 3	at Ole Miss*	3 PM	SECN

March 6-10 SEC Tournament (Greenville, S.C.)

\*-SEC Contest

S - Elevance Health Women's Fort Myers Tip-Off (Fort Myers, Fla.)

-- SEC/ACC Challenge (Tallahassee, Fla.)

! - Played in Simmons Bank Arena (North Little Rock, Ark.)

# - West Palm Beach Classic (West Palm Beach, Fla.)

All Times CT

### 23 ARKANSAS VS. ALABAMA | BUD WALTON ARENA | THURSDAY, FEB. 1 AT 8 PM | SECN

Arkansas  
Razorbacks



Alabama  
Crimson Tide

Record ..... 16-6  
Conference Record ..... 4-3  
NET (as of 1/30) ..... 59  
AP Poll ..... N/A  
USA Today Coaches Poll ..... N/A  
Head Coach ..... Mike Neighbors  
HC Record at UofA (Yrs) ..... 136-83 (seventh season)  
HC Career Record (Yrs) ..... 234-124 (11th season)  
Neighbors' Record vs. Bama ..... 6-2

Record ..... 16-6  
Conference Record ..... 3-4  
NET (as of 1/30) ..... 37  
AP Poll ..... N/A  
USA Today Coaches Poll ..... N/A  
Head Coach ..... Kristy Curry  
HC Record at Bama (Yrs) ..... 189-149 (11th season)  
HC Career Record (Yrs) ..... 498-298 (25th season)  
Curry's Record vs. UofA ..... 4-10

### Last Starting Five



#### #43 MAKAYLA DANIELS

Gr. | G | 5-8 | Frederick, Md.

PPG	RPG	APG	MPG
11.5	4.5	2.7	33.4
SEC: 14.0	4.7	2.4	35.6



#### #23 CARLY KEATS

So. | G | 5-7 | Choctaw, Miss.

PPG	RPG	APG	MPG
6.1	1.2	0.5	19.8
SEC: 9.6	1.4	1.0	29.7



#### #2 SAMARA SPENCER

Jr. | G | 5-7 | Fort Lauderdale, Fla.

PPG	RPG	APG	MPG
14.0	4.9	3.6	33.4
SEC: 19.5	7.2	4.5	36.7



#### #4 SAYLOR POFFENBARGER

R-So. | G | 6-2 | Middletown, Md.

PPG	RPG	APG	MPG
10.8	12.1	1.7	31.9
SEC: 11.3	10.7	1.7	33.7



#### #30 MARYAM DAUDA

R-So. | F | 6-2 | Bentonville, Ark.

PPG	RPG	APG	MPG
9.1	6.8	1.2	28.4
SEC: 10.9	7.7	1.9	30.6

#### SNAPSHOT:

- Coming off 13 points & two steals at Missouri, averaged 17.5 points, 4.0 rebounds & 4.0 assists/gm this week
- Logged season-high 24 points vs. Georgia
- No. 7 on all-time scoring list (1,717) at Arkansas
- In SEC, third in minutes/gm, 11th in 3PT/gm (1.9) & 12th steals/gm (1.7)
- SEC Preseason Second Team selection

#### SNAPSHOT:

- Exited Missouri game early after a take to the face
- Has started in the last six games
- Delivered career-high 16 points in 40 minutes in first career start vs. Georgia
- In SEC games, ninth in 3PT/gm (1.7)
- JUOCO transfer, All-Conference at Jones College

#### SNAPSHOT:

- Coming off 13 points, six rebounds & six assists, while drawing nine fouls at Missouri
- Had double-double (31 points/14 rebounds) at Alabama
- Came up w/ game-winning assist vs. Illinois
- Averaging 18.6 PPG, 7.0 RPG & 4.7 APG in SEC play
- In SEC, second in minutes/gm & 14th in scoring, & fifth in scoring, sixth in assists & 11th in rebounds in SEC games

#### SNAPSHOT:

- Registered a career-high eight 3-pointers to match a career-high 24 points w/ nine rebounds on her mom's Alumni Weekend at Missouri
- Logged four games w/ 19+ rebounds this season
- Broke school record for individual game rebounds with 23 at #15 Florida State
- Leads SEC in def. rebounds/gm (9.8) & second in rebounds/gm, which are second and third in NCAA

#### SNAPSHOT:

- Coming off seven points, four boards, two assists & four blocks at Missouri
- Earned near triple-double w/ a school record 10 blocks, 12 rebounds and eight points at Alabama
- Had game-winning layup vs. Illinois
- No. 3 in blocks/game (2.5) in the SEC, with her 55 total blocks ranked No. 7 in the NCAA, No. 11 in rebounds/gm & first in blocks in SEC games (3.7) in the league

### FOLLOW, WATCH & LISTEN



@RAZORBACKWBB

TV: SECN

On the Call: Sam Gore & Holly Warlick

Razorback Sports Network from Learfield (Radio)

Phil Elson - <http://143.223.155.160/audio>

Fayetteville - KQSM-FM-92.1 /// KYNG-AM - 1590\*

Fort Smith - KFPW-AM-1230 /// KHGG-AM-1580



## 2023-24 NOTES

### NEIGHBORHOOD WATCH

■ Arkansas women's basketball is coming off its first back-to-back SEC wins this season, defeating Missouri (W, 67-58) on the road on Sunday after taking down Kentucky (W, 88-61) on Thursday.

■ With 16 wins, Arkansas has clinched a regular season winning record for the sixth straight year. The Hogs are coming off its 11th straight win against Missouri, doing so behind **Saylor Poffenbarger's** 24 points off eight 3-pointers, the second most triples scored by a Hog in a single game in school history.

■ Arkansas is now set to host Alabama, one of three home-and-away opponents for the Hogs this season. The Hogs defeated the Crimson Tide in Tuscaloosa, 77-59 in the two teams' first meeting on Jan. 14.

■ The Razorbacks will welcome home **Tennille Adams**, an assistant at Alabama, who played for the Hogs from 1995-99. She was a part of the 1998 Final Four team at Arkansas, who just celebrated their 25th anniversary in Fayetteville in the fall.

■ Arkansas has a 27-16 advantage over Alabama, winners of eight of the last 10 against the Tide.

■ The Hogs are in a three-way tie for fifth in the league with a 4-3 mark.

■ **Taliah Scott** leads the Hogs in scoring with 22.25 points per game and is the only player in the SEC to average 20.0+ points per game. She was leading the league in scoring and minutes/game (36.32) before her six-game absence, as she has been out with an injury.

■ **Poffenbarger** is one of the top defensive rebounders in the country and just recently surpassed 500 career rebounds, needing only 57 games to do so. She was unavailable for an Arkansas game for the first time as a Hog in the Kentucky game Thursday.

■ After being out vs. Kentucky, **Poffenbarger** matched a career-high 24 points off eight 3-pointers and added nine rebounds at Missouri. She leads the team and the SEC in defensive rebounds/game (9.81) and is second in rebounds/game (12.14), which are second and third, respectively, in the NCAA, and has pulled down 255 boards, which ties the total she had all season as a redshirt freshman in 2022-23.

■ Not to mention, **Poffenbarger** broke the school record for individual game rebounds with 23 against Florida State. She has had four games with 19+ boards this year, which is the only time an Arkansas player has had that many 19+ rebound games in their career.

■ **Samara Spencer** leads the team with 79 assists. Her 329 career assists is No. 13 on the career list and her 1,219 points is No. 22 on the all-time scoring list.

■ **Maryam Dauda** has made a big jump this season, pacing the team with 55 blocks, which is third in the league and her 3.71 blocks per game in SEC contests paces the SEC. She is No. 7 on the individual season block list at Arkansas.

■ **Dauda's** 10 blocks vs. Alabama broke a 35-year single-game record at Arkansas (prior record held by **Robyn Irwin** in 1987) and is tied for the second most by a player in the NCAA this season. She also logged the first double-double through blocks and rebounds in school history.

■ **Makayla Daniels** is an elite defender and leads the team with 42 steals. She is the highest scoring point guard in school history with 1,717 points, which is the seventh most in school history, while holding a program's most starts and games played records with 144. **Daniels** was selected on the All-SEC Preseason Second Team, as chosen by the league's coaches.

■ The Hogs lead the league in 3-pointers per game (9.41), which is sixth in the NCAA, and 3-point attempts per game (30.2), a number that is second in the country, as well as least turnovers committed per game (12.8).

■ Arkansas is one of two schools in the SEC to have finished in the top 50 in NET/RPI rankings in the past four years (South Carolina the other), and one of three in the SEC to qualify for the past five consecutive postseason tournaments (SC and Tennessee the others, including 2020 when the tournament was cancelled due to COVID-19).

■ Head coach **Mike Neighbors** returns three starters from the 2022-23 team, seven total returners, while bringing in the No. 17 ranked recruiting class, according to ESPN.

■ **Scott** comes to Fayetteville as a five-star prospect, No. 11 in the country, logging 36.2 points, 9.2 rebounds, 4.8 assists and 3.0 steals per game during her senior year of high school. Fellow freshman **Jenna Lawrence** was a four-star recruit, No. 61 recruit in the country, out of Farmington High School down the road, who won the 2023 4A Girls State Championship.

**Marlyn Archer** was a January enrollee and three-star player out of Kansas, while JUCO transfer **Carly Keats** and Spanish National Team member **Cristina Sanchez Cerqueira** make up one of the most talented recruiting classes Arkansas has seen.

### SCOUTING ALABAMA ABOUT THE CRIMSON TIDE

■ Alabama has an identical overall record to Arkansas at 16-6, while entering Thursday night's game with a 3-4 league mark.

■ Alabama bounced back from a three-game losing streak, which started with that 77-59 loss to the Hogs by defeating Kentucky, 91-74.

■ In the SEC Preseason Polls, Alabama was picked to finish eighth and ninth in the coaches and media polls, respectively. The Tide are coming off a 20-11 season with a 9-7 mark in league play to tie for fifth in the SEC. Alabama was the 10th seed in the NCAA Tournament in the Storrs Regional, falling just short of Baylor in the opening round, 78-74.

■ **Sarah Ashlee Barker** leads the team with 16.6 points per game.

■ Freshman **Essence Cody** paces the Crimson Tide with 6.6 rebounds per game and 42 total blocks.

■ **Loyal McQueen** has a team's most 67 assists.

■ **Aaliyah Nye** paces Alabama with 44 total steals and is one of the best 3-point shooters in the SEC with 71 total triples and a .425 3-point percentage.

### ABOUT THE HEAD COACH

■ **Kristy Curry** is in her 11th season at the helm and is just two wins away from 500 in her career across 25 seasons as a coach for Power 5 programs.

■ **Curry** has guided Alabama to 11 NCAA Tournament appearances, one NCAA Final Four, two NCAA Elite Eight, four NCAA Sweet 16s and seven WNIT appearances. She is one of 10 coaches in WBB history to have 100+ wins at three different schools.

■ Prior to Alabama, she was the head coach at Texas Tech (2006-13) and Purdue (1999-06).

### SERIES HISTORY OF ALABAMA VS. ARKANSAS

■ Arkansas has the 27-16 edge over Alabama in the all-time series, with Thursday night's game marking the 44th of the all-time series.

■ The Hogs have the 12-2 advantage in the last 14 games, 8-2 in the last 10, of the series.

■ Arkansas is 13-7 against the Crimson Tide in games played in Fayetteville.

■ Head coach **Mike Neighbors** is 6-2 in his head coaching career against Alabama.

■ Arkansas and Alabama faced off last time on Jan. 14, as the Hogs came back by being down by as many as 11 to defeat the Tide, 77-59, the win marked the 10th straight for the Hogs in

## BENCHMARK PERFORMANCES

10+ POINTS	19-20	20-21	21-22	22-23	23-24	TOT
Samara Spencer	-	-	20	27	16	63
Taliah Scott	-	-	-	-	15	15
Makayla Daniels	12	19	19	27	14	91
Saylor Poffenbarger	-	-	-	13	11	24
Maryam Dauda	-	-	-	4	9	13
Carly Keats	-	-	-	-	5	5
Karley Johnson	-	-	-	0	1	1
Jenna Lawrence	-	-	-	-	1	1
Sasha Goforth	-	12	21	-	-	33
Emrie Ellis	-	-	1	0	-	1

20+ POINTS	19-20	20-21	21-22	22-23	23-24	TOT
Taliah Scott	-	-	-	-	10	10
Samara Spencer	-	-	3	8	5	16
Makayla Daniels	2	1	5	5	3	16
Saylor Poffenbarger	-	-	-	2	1	3
Sasha Goforth	-	2	1	-	-	3

30+ POINTS	19-20	20-21	21-22	22-23	23-24	TOT
Taliah Scott	-	-	-	-	2	2
Samara Spencer	-	-	0	1	1	2
Makayla Daniels	0	0	2	1	-	3

5+ 3-POINTERS	19-20	20-21	21-22	22-23	23-24	TOT
Taliah Scott	-	-	-	-	3	3
Makayla Daniels	1	0	1	0	2	4
Saylor Poffenbarger	-	-	-	0	1	1
Samara Spencer	-	-	1	2	-	3
Sasha Goforth	-	1	0	-	-	1

50+ FG% (8 FGA)	19-20	20-21	21-22	22-23	23-24	TOT
Makayla Daniels	4	3	9	4	4	24
Samara Spencer	-	-	8	8	4	20
Maryam Dauda	-	-	-	0	4	4
Taliah Scott	-	-	-	-	3	3
Saylor Poffenbarger	-	-	-	5	2	7
Sasha Goforth	-	5	7	-	-	12

10+ REBOUNDS	19-20	20-21	21-22	22-23	23-24	TOT
Saylor Poffenbarger	-	-	-	9	13	22
Maryam Dauda	-	-	-	0	4	4
Samara Spencer	-	-	0	0	1	1
Sasha Goforth	-	1	3	-	-	4
Makayla Daniels	0	0	1	0	-	1

20+ REBOUNDS	19-20	20-21	21-22	22-23	23-24	TOT
Saylor Poffenbarger	-	-	-	-	2	2

5+ ASSISTS	19-20	20-21	21-22	22-23	23-24	TOT
Samara Spencer	-	-	5	13	7	25
Makayla Daniels	3	2	6	4	3	19
Maryam Dauda	-	-	-	0	1	1
Saylor Poffenbarger	-	-	-	6	-	6
Sasha Goforth	-	1	0	-	-	1

3+ BLOCKS	19-20	20-21	21-22	22-23	23-24	TOT
Maryam Dauda	-	-	-	1	8	9
Saylor Poffenbarger	-	-	-	3	5	8
Sasha Goforth	-	1	11	-	3	15
Emrie Ellis	-	-	2	0	1	3

10+ BLOCKS	19-20	20-21	21-22	22-23	23-24	TOT
Maryam Dauda	-	-	-	0	1	1

3+ STEALS	19-20	20-21	21-22	22-23	23-24	TOT
Makayla Daniels	5	4	1	10	7	27
Saylor Poffenbarger	-	-	-	0	5	5
Samara Spencer	-	-	2	5	2	9
Maryam Dauda	-	-	-	0	2	2
Sasha Goforth	-	1	2	-	1	4

DOUBLE-DOUBLES	19-20	20-21	21-22	22-23	23-24	TOT
Saylor Poffenbarger	-	-	-	4	6	10
Maryam Dauda	-	-	-	0	2	2
Samara Spencer	-	-	0	2	1	3
Sasha Goforth	-	1	3	-	-	4
Makayla Daniels	0	0	1	0	-	1

## Stat Comparison

UA	Bama
72.9	Scoring.....74.5
64.2	Opp. Scoring.....57.5
.383	FG %.....446
.375	Def. FG%.....375
.312	3-pt. %.....345
9.4	3-pt./gm.....7.2
.728	FT%.....704
40.4	Reb./gm.....39.0
11.2	Assists/gm.....13.2
12.8	TO/gm.....15.1
+2.7	TO Margin.....+3.7
6.8	Steals/gm.....9.3
6.0	Blocks/gm.....4.4

## 2023-24 SOUTHEASTERN CONFERENCE STANDINGS

CONFERENCE STANDINGS												
	CONFERENCE				OVERALL					Streak	vs. T10	vs. T25
	W-L	Pct.	H	A	W-L	Pct.	H	A	N			
South Carolina	7-0	1.000	3-0	4-0	19-0	1.000	9-0	8-0	2-0	W19	3-0	5-0
Ole Miss	5-2	.714	3-1	2-1	15-5	.750	8-3	4-2	3-0	W3	0-1	0-2
Tennessee	5-2	.714	3-0	2-2	12-7	.632	8-2	3-3	1-2	L1	0-0	1-4
LSU	5-3	.625	3-1	2-2	18-4	.818	12-1	4-2	2-1	L2	1-1	1-2
Arkansas	4-3	.571	2-1	2-2	16-6	.727	8-3	4-2	4-1	W2	0-2	1-2
Mississippi State	4-3	.571	2-2	2-1	17-5	.773	9-3	5-2	3-0	W2	1-1	1-1
Vanderbilt	4-3	.571	2-1	2-2	17-4	.810	11-1	4-3	2-0	L2	0-2	0-2
Alabama	3-4	.429	1-3	2-1	16-6	.727	11-3	3-2	2-1	W1	0-1	1-1
Auburn	3-4	.429	3-1	0-3	14-6	.700	11-2	3-4	0-0	W2	1-0	1-0
Texas A&M	3-4	.429	2-1	1-3	15-5	.750	11-1	3-4	1-0	L1	0-2	0-2
Florida	2-5	.286	2-2	0-3	11-8	.579	6-3	2-5	3-0	W1	0-1	0-2
Kentucky	2-5	.286	2-1	0-4	9-12	.429	9-3	0-6	0-3	L2	0-3	0-6
Missouri	2-6	.250	1-4	1-2	11-10	.524	8-4	2-4	1-2	L3	0-2	1-3
Georgia	1-6	.143	1-2	0-4	10-10	.500	6-4	1-5	3-1	L6	0-0	0-0

## 2023-24 SEC Preseason

## Media Poll

- LSU
- South Carolina
- Tennessee
- Ole Miss
- Mississippi State
- Arkansas**
- Georgia
- Texas A&M
- Alabama
- Florida
- Missouri
- Auburn
- Kentucky
- Vanderbilt

## 2023-24 SEC Preseason

## Coaches' Poll

- LSU
- South Carolina
- Tennessee
- Ole Miss
- Mississippi State
- Texas A&M
- Arkansas**
- Alabama
- Georgia
- Florida
- Missouri
- Auburn
- Vanderbilt
- Kentucky

Tuscaloosa. **Samara Spencer** logged her third career double-double with 31 points and 14 rebounds, while **Maryam Dauda** earned the first double-double through rebounds and blocks in school history with 12 rebounds and a school record 10 blocks and with eight points, five assists and no fouls committed, was two points shy of a triple-double. **Makayla Daniels** added 16 points and **Saylor Poffenbarger** had nine points and 14 boards in the win.

## LAST TIME OUT

- Arkansas earned its 11th straight win over Missouri, fifth straight at Mizzou Arena, with a 67-58 victory.
- The Hogs took a one-point lead going into the fourth quarter, in which they outscored the Tigers 18-10 in that final frame.
- Saylor Poffenbarger** led the game by matching a career-high 24 points off a career-high eight 3-pointers, which was the second most triples a Hog has scored in a game in school history. She added nine rebounds and two assists.
- Makayla Daniels** recorded 13 points, three rebounds, two steals and one block, while playing all 40 minutes.
- Samara Spencer** registered 13 points off 4-of-8 from the field and 5-of-8 from the free throw line, six rebounds and six assists, while drawing nine fouls.
- Maryam Dauda** finished with seven points, four rebounds, two assists and four blocks.
- When **Carly Keats** exited the game early, **Karley Johnson** stepped up off the bench and played the rest of the game for 34.5 minutes, tallying seven points and three boards.
- Jenna Lawrence** had a big second-chance 3-pointer at the buzzer of the third quarter and logged three rebounds, two steals and one block.
- The Hogs splashed in 12 3-pointers and shot 44.9 percent (22-of-49) from the field.

## AN ARKANSAS WIN MEANS...

- Three straight SEC wins
- A regular season sweep against Alabama
- Winning eight of the last 10 games against the Tide
- Elevating its record against the Tide in games played at home to 14-7
- The team's 17th victory of the season
- Potential movement upwards in the SEC standings

## SUNSHINE STATE SAM

- South Florida product **Samara Spencer** has made an impact for the Hogs from the moment she stepped foot on campus.
- One of the fastest on the court by easily beating her defenders to the rack, gets to the free throw line frequently and catches fire from beyond the arc.
- Coming off 13 points off 4-of-8 shooting from the field, 5-of-8 from the free throw line, with six rebounds and six assists at Missouri. She also drew nine fouls.
- One of the best performances of her career came at Alabama, where she tallied her third career double-double, first this season, behind a season-high 31 points and a career-high 14 rebounds.
- Has been playing her best ball as of late, recording 18.6 points, 7.0 rebounds and 4.7 assists per game through the first seven SEC contests.
- Surpassed 1,000 career points to become the 33rd member of the 1K club at Arkansas at No. 15 Florida State with 15 points.
- SEC statistical rankings: second in free throw makes (84), free throw attempts (112) and minutes/game (33.44), fourth in field goal attempts (282), 12th in assists/game (3.59), 13th in free throw percentage (.750), 14th in scoring (14.05) and defensive rebounds/game (4.36).
- SEC games statistical rankings: second in minutes/game (36.97), fifth in scoring (18.57), sixth in assists/game (4.71), eighth in defensive rebounds/game (6.0), 11th in rebounds/game (7.0), 14th in assist/turnover ratio (1.18) and 15th in free throw percentage (.796) and steals/game (1.43).
- NCAA statistical rankings: 32nd in free throw attempts and 35th in free throw makes.
- Leads team in assists (75), free throw makes and free throw attempts.
- Her 29 field goal attempts vs. Alabama is the most by a player in the SEC, while her 11 field goals made vs. the Tide is tied for the second most in an SEC game by a player this season. Her 14 free throw attempts at Kentucky is tied for the most by a player in an SEC game this year.
- Sits No. 13 on the career all-time assists charts at Arkansas with 329 and No. 22 in career points (1,219).
- Among active SEC players, fourth in career assists and eighth in career scoring, being one of 12 in the league to score 1K points in their SEC playing careers.
- Finished her sophomore campaign with 27 double-digit scoring games, eight 20-point performances, two double-doubles in points and assists and had 13 games with 5+ assists.
- Logged a career-high 32 points vs. Oral Roberts, shooting 10-of-17 from the field with a career-high six 3-pointers last season.
- Named the 2022 SEC Freshman of the Year.

## RETURN OF THE MAK

- Granted a fifth year of eligibility due to COVID-19, **Makayla Daniels** is making the most of it and finishing what she started at Arkansas.
- Scrappy player, creates for herself and teammates and an incredibly underrated defender who can hold a team's leading perimeter player to below their scoring average.
- Coming off an incredible week of games vs. Kentucky and Missouri, coming off 13 points, three rebounds and two steals vs. the Tigers after putting up a game-leading 22 points along with six rebounds, a career-high matching seven assists and four steals vs. the Wildcats.
- Logged a season-high 24 points with five 3-pointers, seven rebounds, three assists and a season-high five steals vs. Georgia.
- Named to Fort Myers Tip-Off All-Tournament team, having logged a game-high 22 points off five 3-pointers with eight rebounds vs. Wisconsin, as well as registered six assists vs. Marquette.
- SEC statistical rankings: third in minutes/game (33.35), sixth in 3-point attempts (112), 11th in 3-pointers/game (1.73) and 12th in steals/game (1.91).



■ SEC games statistical rankings: fifth in 3-pointers/game (2.14), sixth in minutes/game (33.59), eighth in 3-point percentage (.326), ninth in steals/game (1.86), 13th in free throw percentage (.806) and 15th in scoring (14.00)

■ Holds second most steals (234), third most points (1,717) and assists (373) and 12th most rebounds (520) among active players in the SEC.

■ School record holder in games played and started at Arkansas, both with 144

■ **Daniels** has started in every game since her freshman year, being just one of 16 in the country to start in all games available for with 100+ starts

■ Highest scoring point guard in school history at No. 7 on the all-time scoring list

■ Arkansas records: holds games started and games played records, third in minutes (4201), fourth in steals (234), fifth in free throws made (416), free throws attempted (542) and 3-pointers attempted (631), sixth in 3-pointers made (217), ninth in assists and 28th in rebounds

■ Leads team in steals (42)

■ The only player in school history to register 1,600 points, 500 rebounds, 300 assists and 200 steals in their career

■ One of three SEC WBB players selected to participate in the NCAA Above the Rim Summit during the Final Four Weekend in Cleveland from April 5-7

■ Named All-SEC Preseason Second Team twice in a row, including at the beginning of this 2023-24 season

■ Paced the team with 56 steals and was third in scoring with 13.2 points/game last season

■ Logged 27 double-digit scoring games with 12 4+ assists contests in 2022-23

■ Was No. 1 on Sportscenter for her buzzer beater against Vanderbilt

## KEEPING IT 100

→ **Makayla Daniels** is one of 16 players in collegiate women's basketball to start in all games they have appeared in with a minimum 100 contests

→ Tied for second most starts among active players

■ 145 - Kyla McMakin (St. Louis)

■ 144 - **Makayla Daniels (Arkansas)**

■ 144 - Jordan King (Marquette)

■ 142 - Elizabeth Kitley (Virginia Tech)

■ 141 - Courtney Whitson (Middle Tennessee)

■ 137 - Darian White (Nebraska)

■ 131 - Ivy Turner (EKU)

■ 130 - Anna DeWolfe (Notre Dame)

■ 126 - Kenna Squier (NJIT)

■ 121 - Caitlin Clark (Iowa)

■ 120 - Leilani McIntosh (Cal)

■ 120 - Delaney Richason (Vermont)

■ 120 - Emma Utterback (Vermont)

■ 118 - Amber Brown (St. Johns)

■ 111 - Sammi Mikonowicz (Toledo)

■ 107 - Lauren Gustin (BYU)

## POFF OFF, QUEEN SAYLOR

■ **Saylor Poffenbarger** is a big guard who can be placed at all five positions on offense and defense. She has established herself as one of the best defensive rebounders in the country

■ On her mother, Amy Fordham's, Alumni Weekend at Missouri, where she played for the Tigers from 1990-94, matched a career-high 24 points off a career-high eight 3-pointers. Her mom wore #24 when she played at Missouri. She also added nine rebounds and two assists

■ She was one 3-pointer shy of tying the school record for most 3-pointers in a game, tying for second with **Amber Ramirez** (vs. Alabama on Feb. 28, 2021). **Lyndsay Harris** (vs. Georgia on Jan. 13, 2011) and **Wendi Willits** (vs. Oral Roberts on Nov. 28, 1996), who each had eight in a game

■ Sat out of Kentucky game with injury, marking the first time at Arkansas she had not been available for a game

■ Surpassed 500 career rebounds in just 57 games

■ Has four games with 19+ rebounds this season, being the only player in Arkansas history to achieve this feat in their career

■ Broke the single-game rebounding record with 23 boards at No. 15 Florida State. The rebounding record was previously held by **Shelly Wallace** for 35 years, who had 22 rebounds vs. SMU on Feb. 13, 1988

■ Notable rebounding performances: 21 (3 0,

## WHAT'S HE SAYIN'?

Trying to figure out what Coach Neighbors is saying on the bench? Don't worry - he has a language all his own.

Coach Neighbors plays Positionless Basketball. Instead of having guards, forwards and centers, he has Rabbits, Rackers, Locks and Dragons.



Rabbits run the floor and look to score quickly with a layup.



Rackers bring the ball up the floor and are trying to get to the rack.



Locks, generally good three-point shooters, are trying to win the race to the corners.



The Dragon is the last player down the court, dragging behind the others.

18 D) vs. ULM, 14 (4 0, 10 D) at Arkansas State, 23 (4 0, 19 D) at Florida State, 19 (5 0, 14 D) vs. Illinois, 19 (2 0, 17 D) vs. UIW, 15 (2 0, 13 D) at Kentucky, 17 (4 0, 13 D) vs. Georgia and 14 (5 0, 9 D) at Alabama

■ Logged 10+ boards in 14 games, 15+ boards in six games and 20+ boards in two games

■ SEC statistical rankings: first in defensive rebounds/game (9.81), second in rebounds/game (12.14), fifth in 3-pointers/game (1.95), seventh in minutes/game (31.93) and ninth in blocks/game (1.48)

■ SEC games statistical rankings: second in defensive rebounds/game (8.33), fourth in rebounds/game (10.67), 3-pointers/game (2.67), 3-point field goal percentage (.421) and 3-point attempts (114), ninth in blocks/game (1.50), 12th in minutes/game (33.74) and 13th in offensive rebounds/game (2.33)

■ NCAA statistical rankings: second in defensive rebounds/game and third rebounds/game and total rebounds (255)

■ **Poffenbarger's** 23 rebounds vs. Florida State is the most by an SEC player this season, which is second in the NCAA, while her 21 vs. ULM is tied for the second most by league players. Her eight 3-pointers at Missouri is the second most by an SEC player and most in an SEC game this season

■ Among active SEC players, sits No. 15 in career rebounds (510) in 1.5 seasons

■ Leads team in rebounds, defensive rebounds (206) and 3-point percentage (.360)

■ Has logged 19 more offensive rebounds in 21 games this year than she registered all season in 2022-23 (49 vs. 30)

■ Sits No. 6 in career defensive rebounds at Arkansas with 431. This season, her 206 defensive rebounds is fourth and her 255 total rebounds is tied for fourth (with her total from her redshirt freshman year) in school history. Her six double-doubles is tied for the fifth most in a single season (since 2002-03)

■ Named to All-SEC Freshman Team and racked up five SEC Freshman of the Week awards, which tied a school record, in 2022-23

■ Spent second half of the 2020-21 season at UConn as an early enrollee, the No. 30th ranked player in the 2021 class

## NEVER A DAUDA

■ **Maryam Dauda** has been huge for the Hogs and made a big jump from her first year on the court to this season, starting in all 21 games at the post. She brings a great inside game and has the ability to knock down the 3-ball

■ Coming off seven points, four rebounds, two

## OUR RECORD WHEN...

Overall .....	16-6
Home / Away / Neutral .....	8-3/4-2/5-1
SEC .....	4-3
Home / Away .....	1-1/2-2
White Uniforms .....	10-3
Cardinal Uniforms .....	4-3
Anthraccite Uniforms .....	1-0
Turquoise Uniforms .....	1-0

### LEADS/QUARTERS/HALFTIME/OT

Leading after the 1st quarter .....	11-2
Leading after the 2nd quarter/Half .....	13-1
Leading after the 3rd quarter .....	14-1
Leading at the half, home .....	7-1
Leading at the half, road/neutral .....	6-0
Tied at the half, home .....	0-0
Tied at the half, road/neutral .....	0-0
Games decided by 5 points or fewer .....	4-2
Games decided by 10 points or fewer .....	6-3
Leading with 5:00 left .....	16-0
Leading with 2:00 left .....	15-0
Overtime games .....	0-0

### OFFENSE

Scoring less than 70 points .....	6-5
Scoring 70-79 points .....	3-1
Scoring 80-89 points .....	6-0
Scoring 90-99 points .....	0-0
Scoring 100+ points .....	1-0
2 Players Or Less in Double Figures .....	3-1
3 Players in Double Figures .....	6-3
4 Players in Double Figures .....	4-1
5 Players in Double Figures .....	3-0
5+ Players in Double Figures .....	0-0
When shooting 50 percent or higher .....	1-0
When shooting less than 50 percent .....	15-5

### REBOUNDING/TURNOVERS

When outrebounding opponent .....	10-0
When outrebounded .....	6-6
When rebounds are even .....	0-0
When grabbing 10+ offensive reb .....	10-2
When forcing 15+ turnovers .....	9-3
When committing less than 15 turnovers .....	11-3
When committing 15+ turnovers .....	5-3

### Top Scorers (Includes Ties)

Scott .....	
ULM, MSU, LR, @A-State, UCA, MU, @FSU, UCLA, LA Tech, UAPB, Uofl, UIC, UIW	
Spencer .....	SAM, Uofl, @UK, @Bama, @LSU
Poffenbarger .....	UCA, @MIZ
Daniels .....	UW, UGA, UK
Dauda .....	MSU

### Top Rebounders (Includes Ties)

Poffenbarger .....	
ULM, MSU, LR, @A-State, MU, @FSU, UCLA, LA Tech, UAPB, SAM, Uofl, UIC, UIW, @UK, UGA, @Bama, @MIZ	
Dauda .....	UCA, UW, MSU, UK
Spencer .....	@Bama, UK
Daniels .....	@LSU

### Months

November .....	7-1
December .....	5-2
January .....	4-3
February .....	0-0
March .....	0-0



[illegible]

## STARTERS

- Coming into SEC play, averaged 0.8 points in 7.3 minutes played per game in four appearances in non-conference
- In that past four games, **Johnson** has logged 7.5 points and 3.0 rebounds per game across 27.0 minutes per game
- Made her first appearance of the season against Little Rock, playing all 10 minutes in the fourth quarter
- Played in 10 games as a freshman in 2022-23

## LET'S GO 55

- **Emrie Ellis** is always ready to take the court when her name is called, benefitting from playing a lot as a freshman
- Coming off playing nearly 6.5 minutes and pulling down one rebound at Missouri
- Played extremely valuable minutes in the post vs. Kentucky, logging five points off 2-of-3 shooting with one rebound and two blocks in over 16 minutes on the court
- Has missed eight total games this year dealing with Tommy John, a rare basketball injury to her elbow
- Logged a season-high three blocks at No. 15 Florida State
- Her presence was huge at Arkansas State, where she knocked down back-to-back 3-pointers to finish with six points and one assist, while tallying a +20 efficiency in less than 13 minutes played
- Last year as a sophomore, she played in 28 games, tacking on more valuable minutes in the latter part of the season
- As a freshman, **Ellis** rejected five shots against UAPB, which was the most blocks in a single game by a Hog freshman since 2014
- No. 48 overall recruit in ASGR's 2021 recruiting rankings and named Ada News All-Area Co-Player of the Year in 2021

## REPPIN' HER HOME STATE

- **Jenna Lawrence** was a four-star prospect and No. 61 overall player in the 2023 HoopGurlz Recruiting Rankings
- Has brought valuable minutes to the court off the bench
- Coming off playing nearly nine minutes at Missouri, nailing down a 3-pointer at the buzzer at the end of the third quarter, which put the Hogs up for good. Finished with game with three points, three rebounds, two steals and one block
- Provided a big spark for the Hogs when the team was in an extended scoring drought vs. Mississippi State, logging six points off two 3-pointers, her first multi-3-pointer game of her career
- Recorded her first career double-digit scoring game with 10 points off 3-of-4 shooting from the field vs. LA Tech
- Led Farmington High School to a 4A girls state championship, being named the MVP after averaging 18.7 points and 7.1 rebounds per game as a senior

## SPANISH SPECIAL

- Arkansas WBB's seventh ever international player in **Cristina Sanchez Cerqueira** is a member of the Spanish National Team
- Has played in four SEC games
- Played nearly two minutes vs. Kentucky, finishing that game with two points and one rebound
- Logged first collegiate field goal vs. Marquette
- Represents her country in 3x3 tournaments, including just recently at the FIBA 3x3 World Cup in Debrecen, Hungary
- With Segle XXI, played in 26 games, averaging 6.4 points, 5.4 rebounds and 1.3 steals per game last season

## WHO IS READY FOR SOME BEA-BALL?

- All-American soccer player **Bea Franklin** has joined the Hogs (as of late November) after an incredible five-year collegiate career on the pitch
- Will not be with the team for the next few weeks, as she has been drafted in the NWSL by the Chicago Red Stars in the third round, 41st overall pick. Camp started Tuesday, Jan. 23
- Has played in three basketball games, most recently 2.5 minutes vs. Georgia

- Her first collegiate basketball game appearance was vs. LA Tech, in which she logged five minutes and pulled down a rebound
- **Franklin** was a three-sport athlete at Seattle Prep, playing soccer, basketball and tennis
- She led Seattle Prep to a 20-9 record in 2016-17, averaging 9.9 points, 4.6 rebounds, 4.1 assists and 1.5 steals per game that year. This was all happening while **Mike Neighbors** was the head coach at Washington
- She is coming off being named the 2023 SEC Midfielder of the Year and Scholar-Athlete of the Year, while a two-time All-SEC recipient
- **Franklin** led the Hogs in goals (9), assists (9) and points in 2023

## HOGS ON HOGS ON HOGS!

- A 5-11 product out of Fayetteville High School, **Loren Lindsey** joined the team as a walk-on, appearing in nine games as a freshman
- **Lindsey** made her first appearance of the season vs. Little Rock, coming off injury, logging one assist in 3.5 minutes
- **Maryn Archer** enrolled early in January with the Hogs, coming into Fayetteville as a three-star prospect
- Prep Girls listed her as the No. 29th overall recruit in the country

## PHENOM PHOENIX

- Fall signee **Phoenix Stotijn** is enrolling early to Arkansas, and is a member of the Netherlands National Team
- Will not play in the second half of the season, but will be a practice player and travel with the team
- The 5-9 combo guard of the Netherlands played for Triple Threat, logging 13.6 points, 3.6 rebounds and 1.5 steals per game in the team's eight games
- Eighth ever international player at Arkansas

## YEAH, THAT'S A DEEP BACKCOURT

- Arkansas has one, if not the most, stacked backcourts in the country led by guards **Makayla Daniels** and **Samara Spencer**, who are joined by newcomers **Taliah Scott** and **Carly Keats**
- Among **Daniels**, **Scott** and **Spencer**, the three average 47.8 points per game (65.6 percent of the team's 72.9 points per game)
- **Daniels**, **Spencer**, **Scott** and **Keats** accounted for 69 of the team's 100 points (69 percent) vs. LA Tech
- In Arkansas' season opener vs. ULM, **Daniels**, **Scott** and **Spencer** combined for 62 of the team's 81 points (76 percent)
- Last season, **Daniels** and **Spencer** combined for 27.6 points, 7.8 rebounds, 7.1 assists and 2.7 steals per game
- The dynamic duo of **Daniels** and **Spencer** has combined for a career 234 games played, 2,936 points and 702 assists with the eight years of collegiate ball added up between the two

## WORKING ON DEFENSE

- The Hogs have greatly shown improvements on defense with some great performances on the other side of the ball
- Arkansas is sixth in the league in 3-point defense (28.8), holding Illinois (0-8) and Kentucky (0-10) without a basket from beyond the arc
- Top defensive performances this year: holding Little Rock to 36 points (season best for Arkansas), limiting a hot shooting Florida State team to 28.6 percent shooting and 58 points, holding ULW to 48 points and 26.7 percent shooting, limiting Georgia to 26.6 percent shooting and a season-low 43 points, holding Alabama to 59 points on their home court and forcing 21 Kentucky turnovers

## CLEAN BASKETBALL

- Arkansas leads the SEC in least turnovers per game with 12.8, which is 19th in the country
- The Hogs played nearly 17 minutes before committing a turnover vs. Georgia
- Arkansas had a season-low seven turnovers committed at No. 10/9 LSU

## DISCIPLINED BALL

- Arkansas averages 13.9 fouls per game, which is the third lowest average in the SEC and 25th in the country

## RAINING TREYS

- The Hogs lead the SEC in 3-pointers with 9.4 per game, which is sixth in the country
- Arkansas leads the SEC and is second in the country in 3-point attempts/game (30.2)
- Has registered 10+ 3-pointers in 12 games this season
- Arkansas' season-high in 3-pointers made is 14, which the Hogs made vs. Louisiana Tech and Georgia
- The Hogs attempted a program record 47 3-pointers at No. 10/9 LSU
- Arkansas is already No. 6 in most 3-point attempts in a single season with 664 and No. 7 in most 3-pointers made in a season with 207

## FINDING A HOME AT THE CHARITY STRIPE

- The team is fourth in free throw made/game (14.45) and free throw percentage (72.8) and sixth in free throw attempts/game (19.86) in the SEC
- Nationally, the team is 49th in free throw attempts/game and 50th in free throws made/game
- The Hogs' 44 free throw attempts vs. ULM was the third most in a single game in school history. It is also tied for the eighth most in the country by a team this season

## SHOT BLOCKERS

- Arkansas has some talented shot blockers on the team this season
- The Hogs are No. 3 in blocks/game (6.0) in the SEC, which is fifth in the country
- **Maryam Dauda** has logged 55 blocks this season, which accounts for 41 percent of the team's total (132)

## REBOUND IT!

- Arkansas is fourth in defensive rebounds/game (29.5) in the SEC
- Nationally, the Hogs are 23rd in defensive rebounds/game
- **Saylor Poffenbarger's** 12.1 rebounds/game accounts for nearly 30 percent of the team's 40.4 boards/game, as well as her 206 defensive boards is over 31 percent of the team's total on the defensive end

## CONSISTENCY IN THE NEIGHBORS' ERA

- Head coach **Mike Neighbors** has led the program to consistency, now entering his seventh season at the helm
- Guided his teams to five straight postseason berths (including 2020 season, where team would have been lock for NCAA Tournament)
- With another postseason appearance after this season, **Neighbors** will have matched the program record of six consecutive postseason qualifications, tying with his mentor **Gary Blair**
- Only one of two teams in the SEC to have finished in the top 50 in the NET/RPI over the past four seasons (other team being South Carolina)

## SIGNED, SEALED, DELIVERED

- **Jada Bates** announced signing with Arkansas on Tuesday, Nov. 21
- **Bates** is 6-3 and chose Arkansas over 16 other D1 schools
- She is one of the top small forwards in the state of Georgia, playing for McEachern High School. She is logging 9.1 points, 4.4 rebounds and 1.3 blocks per game in her senior year

## EUROPE TRIP

- The Hogs went to Croatia and Greece this past summer, playing games and sightseeing Split and Dubrovnik in Croatia and Athens, Greece





## HOMEGROWN HOGS

**MARYAM DAUDA**  
R-SO. | F | BENTONVILLE, ARKANSAS

**SASHA GOFORTH**  
R-JR. | G | FAYETTEVILLE, ARKANSAS

**JENNA LAWRENCE**  
FR. | F | FARMINGTON, ARKANSAS

**LOREN LINDSEY**  
SO. | G | FAYETTEVILLE, ARKANSAS

- Four players on the roster are Arkansas natives and that starts from the top down with Mike Neighbors, who was born and raised in Greenwood, Arkansas and a UofA alum
- Maryam Dauda was a star at Bentonville HS, having left the school as the program record holder in scoring (1,401), rebounding (867) and blocks (339). She was No. 11 player in the country in the 2021 class and a McDonald's All-American
- Sasha Goforth is a Fayetteville HS product, rated as the No. 21 overall player in the 2020 class and named a McDonald's All-American
- Jenna Lawrence made her name known in NWA at Farmington HS, leading FHS to the 2023 4A state title and being named the MVP. She was the No. 61 ranked player in the 2023 recruiting class
- Loren Lindsey is another Fayetteville HS product, who was named to the All-Conference 6A West All-Defensive Team. She joined Arkansas as a walk-on

## OKLAHOMIES

**EMRIE ELLIS**  
JR. | F | VANOSS, OKLAHOMA

**KARLEY JOHNSON**  
SO. | G | OKLAHOMA CITY, OKLAHOMA

- Emrie Ellis is from a small town in Southeast Oklahoma and led Vanoss HS to the Class A State Final. She led the state in rebounds and blocks in 2018
- Karley Johnson is an Oklahoma City product and made her name known at Mustang HS, where she led the Broncos to a No. 12 state ranking as a junior and was second in state in taking charges



## SPAIN SPECIAL

**CRISTINA SANCHEZ CERQUEIRA**  
FR. | G | GRANADA, SPAIN

- Cristina Sanchez Cerqueira is Arkansas' seventh ever international player and represents her country by playing on the Spain National Team



## MARYLAND MAGIC

**MAKAYLA DANIELS**  
GR. | G | FREDERICK, MARYLAND

**SAYLOR POFFENBARGER**  
R-SO. | G | MIDDLETOWN, MARYLAND

- Makayla Daniels was the first ever Maryland signee at Arkansas
- Daniels was named Maryland Miss Basketball and left Frederick HS as the all-time leading scorer (boys and girls)
- Saylor Poffenbarger was also a Maryland Miss Basketball winner and a two-time conference player of the year at Middletown HS. She was also the No. 30th ranked player in the 2021 class



## NOT IN KANSAS ANYMORE

**MARYN ARCHER**  
FR. | G | DERBY, KANSAS

- Took Derby HS to the 6A Semifinals as a sophomore and paced the team in steals and assists during her junior year



## SUNSHINE STATE STARS

**TALIAH SCOTT**  
FR. | G | ORANGE PARK, FLORIDA

**SAMARA SPENCER**  
JR. | G | FORT LAUDERDALE, FLORIDA

- Taliah Scott is coming into Arkansas as a five-star, No. 11 ranked player in the country out of Orange Park, Florida. At St. Johns Country Day, she averaged 36.2 points per game as a senior and was named the Gatorade Florida Girls Basketball Player of the Year
- Samara Spencer led St. Thomas Aquinas to the state title during her senior season and was named the 2021 Broward County's 7A-6A Player of the Year



## THE SIP

**CARLY KEATS**  
SO. | G | CHOCTAW, MISSISSIPPI

- Led Neshoba Central to an unblemished 33-0 record and a 5A State Championship in Mississippi as a senior and was an All-Region 3-5A selection



# RECORD WATCH

## CAREER POINTS

1.	Bettye Fiscus (81-85)	2,073
2.	Shameka Christon (00-04)	1,951
3.	Chelsea Dungee (18-21)	1,903
4.	Jessica Jackson (14-17)	1,865
5.	Delmonica DeHorney (87-91)	1,785
6.	Kimberly Wilson (93-97)	1,733
7.	<b>Makayla Daniels (19-pres.)</b>	<b>1,717</b>
8.	Shelly Wallace (85-89)	1,583
8.	Wendi Willits (97-01)	1,574
10.	C'eira Ricketts (09-12)	1,557
...		
20.	Amber Ramirez (19-22)	1,298
21.	Cheryl Orcholski (80-84)	1,239
22.	<b>Samara Spencer (21-pres.)</b>	<b>1,219</b>
23.	Juliet Jackson (86-90)	1,213
24.	Amber Nicholas (88-92)	1,209

## CAREER REBOUNDS

1.	Shelly Wallace (85-89)	1,013
2.	Bettye Fiscus (81-85)	785
...		
25.	Quistelle Williams (10-13)	548
26.	Kelly Johnson (92-96)	534
27.	Monica Van Parys (78-82)	527
28.	<b>Makayla Daniels (19-pres.)</b>	<b>523</b>
29.	Cali Berna (12-15)	512
30.	<b>Saylor Poffenbarger (22-pres.)</b>	<b>510</b>
31.	Jhasmin Bowen (12-15)	503
32.	Sarah Pfeifer (02-08)	502

## CAREER DEFENSIVE REBOUNDS

(Since 05-06)		
1.	Jessica Jackson (14-17)	513
2.	C'eira Ricketts (09-12)	470
3.	Cali Berna (11-15)	460
4.	Taylah Thomas (17-21)	452
5.	<b>Saylor Poffenbarger (22-pres.)</b>	<b>431</b>
	Ashley Daniels (09-12)	422
7.	Melissa Wolff (13-16)	418

## CAREER ASSISTS

1.	Amy Wright (98-02)	717
2.	Calli Berna (12-15)	667
3.	Amber Nicholas (88-92)	538
4.	C'eira Ricketts (09-12)	516
5.	Christy Smith (94-98)	507
6.	Tracy Webb (83-87)	444
7.	Brittney Vaughn (04-08)	424
8.	Rochelle Vaughn (02-06)	421
9.	<b>Makayla Daniels (19-pres.)</b>	<b>375</b>
10.	Malica Monk (16-19)	369
11.	Donna Wilson (87-89)	332
	Kimberly Wilson (93-97)	332
13.	<b>Samara Spencer (21-pres.)</b>	<b>329</b>
	Cheryl Orcholski (80-84)	323
15.	Juliet Jackson (96-90)	313

## CAREER FREE THROWS MADE

1.	Chelsea Dungee (18-21)	552
2.	Bettye Fiscus (81-85)	485
3.	Christy Smith (94-98)	461
4.	Delmonica DeHorney	451
5.	<b>Makayla Daniels (19-pres.)</b>	<b>416</b>
6.	Jessica Jackson (14-17)	389

## CAREER FREE THROWS ATTEMPTED

1.	Chelsea Dungee (18-21)	688
2.	Delmonica DeHorney (87-91)	648
3.	Bettye Fiscus (81-85)	622
4.	Christy Smith (94-98)	551
5.	<b>Makayla Daniels (19-pres.)</b>	<b>542</b>
6.	Tracy Webb (83-87)	526

## CAREER 3-POINTERS MADE

1.	Wendi Willits (97-01)	316
2.	Lyndsay Harris (09-12)	283
3.	Kimberly Wilson (93-97)	267
	India Lewis (99-03)	267
5.	Amber Ramirez (19-22)	261
6.	<b>Makayla Daniels (19-pres.)</b>	<b>217</b>
7.	Jessica Jackson (14-17)	198
8.	Chelsea Dungee (18-21)	177
9.	Alexis Tolefree (18-20)	168
10.	Christy Smith (94-98)	156

## CAREER 3-POINTERS ATTEMPTED

1.	Lyndsay Harris (09-12)	858
2.	India Lewis (99-03)	787
3.	Wendi Willits (97-01)	771
4.	Kimberly Wilson (93-97)	673
5.	<b>Makayla Daniels (19-pres.)</b>	<b>631</b>
6.	Amber Ramirez (19-22)	608
7.	Jessica Jackson (14-17)	576
8.	Chelsea Dungee (18-21)	500
9.	Alexis Tolefree (18-20)	493
10.	Christy Smith (94-98)	465

## CAREER STEALS

1.	C'eira Ricketts (09-12)	321
2.	Tracy Webb (83-87)	293
3.	Christy Smith (94-98)	239
4.	<b>Makayla Daniels (19-pres.)</b>	<b>234</b>
5.	Calli Berna (12-15)	223
6.	Amber Nicholas (88-92)	220
7.	India Lewis (99-03)	210
8.	Rochelle Vaughn (03-06)	209
9.	Shameka Christon (00-04)	206
10.	Bettye Fiscus (81-85)	205
	Connie Fitzgerald (79-83)	205

## CAREER GAMES STARTED

1.	<b>Makayla Daniels (19-pres.)</b>	<b>144</b>
2.	C'eira Ricketts (09-12)	128
3.	Amy Wright (99-02)	125
4.	Malica Monk (16-19)	122

## CAREER GAMES PLAYED

1.	<b>Makayla Daniels (19-pres.)</b>	<b>144</b>
2.	Sarah Watkins (09-13)	131
	Amy Wright (98-02)	131
	Wendi Willits (98-01)	131

## CAREER MINUTES

1.	Cali Berna (11-15)	4239
2.	C'eira Ricketts (09-12)	4231
3.	<b>Makayla Daniels (19-pres.)</b>	<b>4201</b>
4.	Christy Smith (94-98)	3960

## INDIVIDUAL SEASON DEF. REBOUNDS

1.	Shelly Wallace (88-89)	270
2.	Shelly Wallace (87-88)	247
3.	<b>Saylor Poffenbarger (22-23)</b>	<b>225</b>
4.	<b>Saylor Poffenbarger (23-24)</b>	<b>206</b>
5.	Lauren Ervin (06-07)	190

## INDIVIDUAL SEASON REBOUNDS

1.	Shelly Wallace (88-89)	381
2.	Shelly Wallace (87-88)	329
3.	Lauren Ervin (06-07)	319
4.	<b>Saylor Poffenbarger (23-24)</b>	<b>255</b>
	<b>Saylor Poffenbarger (22-23)</b>	<b>255</b>
6.	Melissa Wolff (14-15)	251
7.	Ashley Daniels (10-11)	248
8.	Whitney Jones (08-09)	247
9.	Kiara Williams (18-19)	243

## INDIVIDUAL SEASON BLOCKS

1.	Delmonica DeHorney (89-90)	83
2.	Lauren Ervin (06-07)	76
3.	Delmonica DeHorney (90-91)	70
4.	<b>Sasha Goforth (21-22)</b>	<b>66</b>
5.	Sarag Watkins (11-12)	63
6.	Sarah Watkins (10-11)	58
7.	<b>Maryam Dauda (23-24)</b>	<b>55</b>
8.	Kiara Williams (18-19)	54
	Delmonica DeHorney (87-88)	54
10.	Shameka Christon (01-02)	53
11.	Whitney Jones (08-09)	47
12.	Shameka Christon (03-04)	46
	Jessica Jackson (13-14)	45
...		

19.	Jessica Jackson (15-16)	33
	Jessica Jackson (14-15)	33
	Ayana Brereton (07-08)	33
	Whitney Jones (06-07)	33

Outside looking in: **Saylor Poffenbarger (23-24)** 31

## INDIVIDUAL SEASON DOUBLE-DOUBLES

(Since 02-03)		
1.	Lauren Ervin (06-07)	14
2.	Lauren Ervin (07-08)	9
3.	Devin Cosper (17-18)	7
	Ashley Daniels (10-11)	7
5.	<b>Saylor Poffenbarger (23-24)</b>	<b>6</b>
	Melissa Wolff (14-15)	6
	Quistelle Williams (12-13)	6
	Sarah Watkins (10-11)	6
	Whitney Jones (08-09)	6
	Shameka Christon (03-04)	6

## TEAM 3-POINTERS MADE

1.	314 (32 games)	2019-20
2.	305 (37 games)	2022-23
...		
6.	237 (31 games)	2017-18
7.	<b>207 (22 games)</b>	<b>2023-24</b>
8.	202 (29 games)	2005-06
	202 (33 games)	2000-01
10.	200 (32 games)	2008-09

## TEAM 3-POINTERS ATTEMPTED

1.	1007 (37 games)	2022-23
2.	922 (37 games)	2018-19
3.	826 (31 games)	2017-18
4.	809 (32 games)	2021-22
5.	808 (32 games)	2019-20
6.	<b>664 (22 games)</b>	<b>2023-24</b>
7.	658 (28 games)	2008-09
8.	636 (28 games)	2005-06

## TEAM BLOCKS

1.	165 (31 games)	2006-07
2.	161 (37 games)	2022-23
...		
5.	139 (30 games)	2013-14
6.	137 (31 games)	2009-10
7.	136 (32 games)	2001-02
8.	<b>132 (22 games)</b>	<b>2023-24</b>
9.	131 (33 games)	2012-13
	131 (30 games)	1989-90



## 2023-24 ROSTER @RAZORBACKWBB

## NUMERICAL

NO.	NAME	POS	HT	CL	HOMETOWN/PREVIOUS SCHOOL	TWITTER
0	Taliah Scott	G	5-9	Fr.	Orange Park, Fla./St. Johns Country Day School	@thetaliahscott
1	Phoenix Stotijn*	G	5-9	Fr.	Amsterdam, Netherlands	@Phoenixstotijn
2	Samara Spencer	G	5-7	Jr.	Fort Lauderdale, Fla./St. Thomas Aquinas	@samaraaspencer
4	Saylor Poffenbarger	G	6-2	R-So.	Middletown, Md./UConn	@saylorpoff
8	Bea Franklin	G	5-10	Gr.	Seattle, Wash./Seattle Prep	@beafranklin2000
10	Cristina Sanchez Cerqueira	F	6-1	Fr.	Granada, Spain/Segle XXI	@cristiinita7
13	Sasha Goforth	G	6-1	R-Jr.	Fayetteville, Ark./Oregon State	@goforthsasha
20	Karley Johnson	G	5-9	So.	Oklahoma City, Okla./Mustang	@karleyjohnsonOK
21	Loren Lindsey	G	5-11	So.	Fayetteville, Ark./Fayetteville	@lorenbailey7766
23	Carly Keats	G	5-8	So.	Choctaw, Miss./Jones College	@keatscarly
30	Maryam Dauda	F	6-4	R-So.	Bentonville, Ark./Bentonville	@maryamdauda30
34	Jenna Lawrence	F	6-3	Fr.	Farmington, Ark./Farmington	@jennalawrence34
43	Makayla Daniels	G	5-8	Gr.	Frederick, Md./Frederick	@makayladaniels5
44	Maryn Archer	G	5-7	Fr.	Derby, Kan./Derby	@marynarcher
55	Emrie Ellis	F	6-3	Jr.	Vanoss, Okla./Vanoss	@ellisemrie

## COACHING STAFF

Title	Name	Year	Alma Mater
Head Coach	Mike Neighbors	7th Season	Arkansas, 1993
Associate Head Coach	Todd Schaefer	7th Season	Thomas More College, 1995
Assistant Coach	Pauline Love	7th Season	Southern Miss, 2010
Assistant Coach	Lacey Goldwire	5th Season	Oklahoma State, 2010
Director of Operations	Amber Shirey	36th Season	Arkansas, 1992
Dir. of Student-Athlete Devel.	Jayci Stone	2nd Season	Kansas State, 2008
Dir. of Video/Special Ast. to HC	Evan Johnston	1st Season	Arkansas, 2022

## ELIGIBILITY

## Seniors (2)

Makayla Daniels (5th)  
Bea Franklin

## Juniors (3)

Emrie Ellis  
Sasha Goforth (RS)  
Samara Spencer

## Sophomores (5)

Maryam Dauda (RS)  
Karley Johnson  
Carly Keats  
Loren Lindsey  
Saylor Poffenbarger (RS)

## Freshman (5)

Maryn Archer  
Jenna Lawrence  
Cristina Sanchez Cerqueira  
Taliah Scott  
Phoenix Stotijn

## ALPHABETICAL

NO.	NAME	POS	HT	CL	HOMETOWN/PREVIOUS SCHOOL
44	Maryn Archer	G	5-7	Fr.	Derby, Kan./Derby
43	Makayla Daniels	G	5-8	Gr.	Frederick, Md./Frederick
30	Maryam Dauda	F	6-4	R-So.	Bentonville, Ark./Bentonville
55	Emrie Ellis	F	6-3	Jr.	Vanoss, Okla./Vanoss
8	Bea Franklin	G	5-10	Gr.	Seattle, Wash./Seattle Prep
13	Sasha Goforth	G	6-1	R-Jr.	Fayetteville, Ark./Oregon State
20	Karley Johnson	G	5-9	So.	Oklahoma City, Okla./Mustang
23	Carly Keats	G	5-8	So.	Choctaw, Miss./Jones College
34	Jenna Lawrence	F	6-3	Fr.	Farmington, Ark./Farmington
21	Loren Lindsey	G	5-11	So.	Fayetteville, Ark./Fayetteville
4	Saylor Poffenbarger	G	6-2	R-So.	Middletown, Md./UConn
10	Cristina Sanchez Cerqueira	F	6-1	Fr.	Granada, Spain/Segle XXI
0	Taliah Scott	G	5-9	Fr.	Orange Park, Fla./St. Johns Country Day School
2	Samara Spencer	G	5-7	Jr.	Fort Lauderdale, Fla./St. Thomas Aquinas
1	Phoenix Stotijn*	G	5-9	Fr.	Amsterdam, Netherlands

\* Sitting out 2023-24



## BY STATE

## ARKANSAS (4)

Maryam Dauda  
Sasha Goforth  
Jenna Lawrence  
Loren Lindsey

Bentonville  
Fayetteville  
Farmington  
Fayetteville

## FLORIDA (2)

Taliah Scott  
Samara Spencer

Orange Park  
Fort Lauderdale

## KANSAS (1)

Maryn Archer

Derby

## MARYLAND (2)

Makayla Daniels  
Saylor Poffenbarger

Frederick  
Middletown

## OKLAHOMA (2)

Emrie Ellis  
Karley Johnson

Vanoss  
Mustang

## WASHINGTON (1)

Bea Franklin

Seattle

## NETHERLANDS (1)

Phoenix Stotijn

Amsterdam

## SPAIN (1)

Cristina Sanchez Cerqueira

Granada

FA-NETIK  
PRONUNCIATIONS

- 1 Stow-Tyne
- 2 Suh-MARE-uh
- 4 like burger but bar
- 30 Mair-ee-um DOW-duh
- 44 Mair-en
- 55 em-REE

## OFFENSE

Scored 110+-----	110, vs. Providence (11-16-98)
Scored 100+ points at home -----	100, vs. LA Tech (12-7-23)
Scored 100+ points on the road -----	108, at Ole Miss (2-16-20)   108, Baylor (3-6-91)
Scored 90-99 points -----	92, vs. Oral Roberts (12-4-22)
Scored 90+ points at home -----	92, vs. Oral Roberts (12-4-22)
Scored 90+ points on the road -----	93, at Little Rock (11-20-22)
Scored 80-89 points -----	88, vs. Kentucky (1-25-24)
Scored 80-89 points at home -----	88, vs. Kentucky (1-25-24)
Scored 80-89 points on the road -----	82, at Arkansas State (11-17-23)
Was held to 50-59-----	58, vs. Marquette (11-25-23)
Was held to 49-40-----	48 at Georgia (2-19-23)
Was held to 39-20-----	34, at LSU, 2-7-19
Was held to 20 or less -----	N/A
Made 40+ field goals -----	40, vs. Central Arkansas (12-13-20)
Made 17+ three-point field goals -----	19, vs. Alabama (2-28-21)
Made 10+ three-point field goals -----	12, at Missouri (1-28-24)
Did not make 3-pointer (since 1986)-----	0-10, at LSU, (2-7-19)
Made 30 free throws -----	30 (30-39), vs. No. 4 Baylor (12-6-20)
Made 25 free throws -----	25 (25-35), vs. Vanderbilt (1-16-23)
Shot 50-59 or better -----	55.4, vs. LA Tech (12-7-23)
Shot 60 percent or better -----	.625 (30-48), vs. Little Rock (11-20-22)
Held to less than 30 percent -----	.278 (20-72), at No. 10/9 LSU (1-21-24)
Held to less than 20 percent -----	.182 (10-55), vs. No. 6 Tennessee (1-8-12; L, 38-69)
Had 20 or more assists in a game -----	20, vs. LA Tech (3-16-23)

## DEFENSE

Allowed 100 points-----	104, at No. 4 South Carolina (1-18-21)
Allowed 80-99 points-----	99, at No. 2 10/9 LSU (1-21-24)
Held opponent to 40-49 points -----	43, vs. Georgia (1-7-24)
Held opponent to 39-30 -----	36, vs. Little Rock (11-14-23)
Held an SEC opponent under 50 points in 3 cons. games -----	47, vs. Auburn (1-29-15; W, 52-47), Alabama (2-1-15; W, 53-42), No. 24/21 Georgia (2-9-15; W, 54-48)
Held opponent to 29 points or less -----	23, vs. Binghamton, 11-30-13
Held an opponent under 15 points in a half -----	14, vs. Little Rock (11-14-23)
Held an opponent to 2 points in a quarter -----	2, vs. UCA (12-13-20)
Held opponent under 15 field goals -----	14, vs. Little Rock (11-14-23)
Held opponent to less than 30 percent shooting -----	26.6 (17-64), vs. Georgia (1-7-24)
Held opponent to less than 20 percent shooting -----	19.7 (13-66), vs. Northwestern State (12-15-19)
Held opponent under 15 percent from 3-point -----	14.3 (2-14), vs. Mississippi State (1-11-24)
-----	0.0 (0-10), at Kentucky (1-4-24)
-----	0.0 (0-8), vs. Illinois (12-20-23)
Opponent did not make a 3-pointer -----	0, at Kentucky (1-4-24)
-----	0, vs. Illinois (12-20-23)
Had 70+ rebounds -----	74, vs. Mississippi Valley State (11-24-89)
Had 60-69 rebounds -----	64, vs. Prairie View A&M (12-16-18)
Had 50-59 rebounds -----	52, at Alabama (1-14-24)
Had 10 or more blocked shots in a game -----	11, at Alabama (1-14-24)
Had 20 or more steals in a game -----	20, vs. ORU (11-13-13)
Had 15 or more steals in a game -----	18, vs. UT Martin (12-29-19)
Forced 25+ turnovers in a game -----	28, vs. Northern Arizona (11-24-22)

## OTHER

Won an overtime game -----	61-52, vs. Missouri (3-3-22)
Lost an overtime game -----	76-73, vs. Ole Miss (1-29-23)
Won a double overtime game -----	73-72, vs. Florida (1-29-12)
Lost a double overtime game -----	N/A
Won a triple overtime game -----	91-80, Win in 3OT, 2-10-13, at Alabama
Won at the buzzer -----	60-59, vs. Illinois (Maryam Dauda, 12-20-23)
Played consecutive OT games -----	1-24-16 at Auburn (lost); 1-28-16 vs. Florida (lost)
Won regular season tournament -----	Paradise Jam (St. Thomas, U.S. Virgin Islands, Nov. 24-26, 2022)
Defeated ranked team -----	71-58, at No. 15 Florida State (11-30-23)
Defeated a ranked team on the road -----	71-58, at No. 15 Florida State (11-30-23)
All-time SEC win streak -----	8 games (1-15-12: Auburn through 2-15-12: at Auburn)
All-time SEC home win streak -----	5 games (1-15-12: Auburn -- 2-9-12: South Carolina)
-----	5 games (1-14-21: Florida -- 2-28-21: Alabama)

## A RAZORBACK PLAYER ...

Scored 20-24 points -----	24, Saylor Poffenbarger, at Missouri (1-28-24)
Scored 25-29 points -----	25, Samara Spencer, at Kentucky (1-4-24)
Scored 30+ points -----	31, Samara Spencer, at Alabama (1-14-23)
Scored 40+ points -----	41, Chelsea Dungee vs. Auburn (2-10-19)
Scored 20+ points 10 times in a season -----	Taliah Scott (10x   2023-24)
-----	Chelsea Dungee (17x   2020-21), Chelsea Dungee(11x   2019-20) & Chelsea Dungee (20x   2018-19)
Double figures in 15 consecutive games (season) -----	Jessica Jackson, 11/11/16, LSU 1-8-17
-----	Chelsea Dungee, 26 games, (2018-19 & 2019-20)
-----	Chelsea Dungee, 31 games, (2019-20 & 2020-21)
-----	Amber Ramirez, 16 games (2021-22)
Five players scored double figures in 1 game -----	vs. Kentucky (1-25-24)
-----	Daniels (22), Dauda (16), Johnson (14), Keats (14), Spencer (13)
Five starters in double figures -----	vs. Kentucky (1-25-24)
-----	Daniels (22), Dauda (16), Johnson (14), Keats (14), Spencer (13)
Seven players scored in double figures in 1 game -----	vs. Northwestern State (11-9-18)
-----	(Tolefree 19, Gaulden 16, Monk 12, Dombia 11, Dungee 11, Thomas 11, Williams 10)
Made 10+ field goals in a game -----	11, Samara Spencer, at Alabama (1-14-24)
Attempted 20+ field goals in a game -----	22, Samara Spencer, at No. 10/9 LSU (1-21-24)
Made 10 free throws in a game -----	10, Samara Spencer, vs. ULM (11-7-23)
Made 7 or more 3-pt FG in a game -----	8, Saylor Poffenbarger, at Missouri (1-28-24)
Attempted 10 or more 3-pt FG in a game -----	11, Saylor Poffenbarger, at Missouri (1-28-24)
Had 10-14 rebounds -----	14, Saylor Poffenbarger, at Alabama (1-14-24)
-----	14, Samara Spencer, at Alabama (1-14-24)
-----	12, Maryam Dauda, at Alabama (1-14-24)
Had 15-19 rebounds -----	17, Saylor Poffenbarger, vs. Georgia (1-7-24)
Had 20+ rebounds -----	23, Saylor Poffenbarger, at No. 15 Florida State (11-30-23) (school record)
Had 10 offensive reb - Records go back to 05-06 -----	11, Melissa Wolff
-----	vs. New Orleans (1-30-15)
Had 10+ defensive reb - Records go back to 05-06 -----	12, Samara Spencer, at Alabama (1-14-24)
Had 10+ assists -----	11, Samara Spencer, vs. LA Tech (3-16-23)
Had 10+ assists in consecutive games -----	Jailyn Mason (11 vs. HBU, 12-28-16 and 10 at Ole
-----	Miss, 1-1-17) & Calli Berna (11 vs. No. 10/8 Kentucky, 2/7/13 and 11 at Alabama, 2/10/13)
Had 5+ blocks in a game -----	10, Maryam Dauda, at Alabama (1-14-24)
Had 10+ blocks in a game -----	10, Maryam Dauda, at Alabama (1-14-24) (school record)
Had 5 or more steals in a game -----	5, Makyla Daniels, vs. Georgia (1-7-24)
Had a double-double -----	31 points and 14 rebounds, Samara Spencer, at Alabama (1-14-24)
-----	12 rebounds and 10 blocks, Maryam Dauda, at Alabama (1-14-24)
Had a double-double in two consecutive games -----	Maryam Dauda, vs. Mississippi State & at Alabama (2024)
-----	17 pts & 13 rbd vs. Mississippi State (1/11/24)/12 rbd & 10 blks at Alabama (1/14/24)
Had two players record a double-double -----	Samara Spencer (31 pts/14 reb) &
-----	Maryam Dauda (12 rbd/10blks), at Alabama (1-14-24)
Had seven double-doubles in a season -----	Devin Cosper, 2017-18
-----	(SHSU, ORU, NMSU, Char., Tulsa, OM, AL)
Had 10+ double-doubles in a season -----	2006-07, Lauren Ervin (14)
Had a triple-double -----	14 pts, 13 rbd, 12 asts, C'eira Ricketts vs. Auburn (1-18-09)



## MORE ABOUT MIKE

Hometown: Greenwood, Ark. (Greenwood HS)  
 Family: Daughter Abby; Sons Alec, Bowen and Barrett; granddaughter Emzey  
 Alma Mater: Arkansas, 1993

## NEIGHBORS BY THE NUMBERS

231	Wins (218-118, 10 seasons)
16	Signed McDonalds' All-Americans
11	Years as a head coach
9	Postseason appearances
5	Players drafted in the WNBA (HC)
1	Final Four appearance



## LEARN MORE

Sign up for Mike Neighbors' news-letter and listen to his podcasts at CoachNeighbors.com

## NABES FAVES

## TOP 10 MOVIES

1. A Few Good Men
2. The Hunt For Red October
3. The Silence Of The Lambs
4. Hoosiers
5. O Brother, Where Art Thou?
6. Moneyball
7. Top Gun
8. Zero Dark Thirty
9. The Lion King
10. Purple Rain

See the entire list here: <http://imdb.to/2royaEO>

## TOP 10 SONGS

1. Sweet Child O' Mine (Guns N' Roses)
2. You Shook Me All Night Long (AC/DC)
3. Man In The Mirror (Michael Jackson)
4. Amarillo By Morning (George Strait)
5. Jessie's Girl (Rick Springfield)
6. Hysteria (Def Leppard)
7. Fishin' In The Dark (Nitty Gritty Dirt Band)
8. The Ballad of Curtis Loew (Lynyrd Skynyrd)
9. Wanted Dead Or Alive (Bon Jovi)
10. Let's Go Crazy (Prince)

## TOP 10 TV SHOWS

1. West Wing (first three seasons)
2. Ted Lasso
3. The Wire
4. Breaking Bad
5. Seinfeld
6. The Newsroom
7. Prison Break
8. Arrested Development
9. Game of Thrones
10. The Goldbergs



## MIKE NEIGHBORS

Seventh Season | Career Record: 234-124 (11) | Arkansas Record: 136-83 (7)

Arkansas women's basketball has been transformed into a nationally recognized program in just six short years thanks to head coach Mike Neighbors. During his time back home at his alma mater, Neighbors has guided his Hogs to the best six-year period of sustained success in program history with 120 wins and five postseason qualifications in that time. The proof of his success, and the success of his system, lies in the numbers - Neighbors has accumulated 218 wins during his 10 seasons as a head coach, the most of any Power 5 head coaches in 10 or fewer seasons, as well as one of only two NCAA Division I Head Coaches.

Entering his seventh season on the bench for Arkansas, the program is coming off its fifth consecutive winning season, four straight postseason appearance (would be five had the 2020 NCAA Tournament had not been cancelled due to the COVID-19 pandemic, as Arkansas was a lock to make the Big Dance) and third 20+ win season in the Neighbors' era.

In 2022-23, the Hogs started out the season 13-0, which was tied for the second-best start in program history. Going into Mid-December, the Hogs were ranked as high as No. 17 in the AP Poll. The Hogs won another SEC Tournament game in comeback fashion versus Missouri to make it to the quarterfinals and hold the best winning percentage in the SEC Tournament among all coaches in Arkansas history with an 8-6 record. Continuing into postseason, Arkansas became the automatic bid out of the SEC to the Postseason WNIT, making it to the Great 8, while being able to host three of its four games at Bud Walton Arena. Neighbors led the Hogs to two All-SEC selections, including Second Team choice Erynn Barnum, who was also on the Midseason Top 10 List for the Katrina McClain Award, as well as All-Freshman selection Saylor Poffenbarger, who broke a school record for five SEC Freshman of the Week accolades. The Hogs finished the season with 24 wins, which tied for the most in the Neighbors' era and matches the fourth most in a single season in program history. Additionally, four players averaged double digits in scoring, the most in the Southeastern Conference.

Prior to Arkansas, Neighbors guided Washington to four seasons of unprecedented success, highlighted by the 2016 NCAA Final Four and two NCAA Sweet 16 appearances. Neighbors was an assistant for the Huskies prior to this promotion and also has had stops at Xavier, Tulsa, Colorado and Arkansas as an assistant.

A native of Greenwood, Arkansas, Neighbors received his associate degree at the University of Arkansas - Fort Smith and his bachelor's degree from the University of Arkansas in 1993. Neighbors is married to Jayci Stone. He has four children, a daughter, Abby and three sons, Alec, Bowen and Barrett, as well as a granddaughter, Emzey.

## TIMELINE

→ Bentonville HS Head Coach	1994-98
→ Cabot HS Head Coach	1998-99
→ Arkansas Director of Ops	1999-01
→ Tulsa Univ. Assistant Coach	2001-05
→ Univ. of Colorado Assistant Coach	2005-06
→ Univ. of Arkansas Assistant Coach	2006-07
→ Xavier Assistant Coach	2007-11
→ Univ. of Washington Assistant Coach	2011-13
→ Univ. of Washington Head Coach	2013-17
→ Univ. of Arkansas Head Coach	2017-present

## COACHING DEVELOPMENT

Coach	w/Nabes	Now
Fred Castro	'14-16	HC Eastern Michigan
Adia Barnes	'14-15	HC Arizona
Adam Call	'14	AC George Washington
Morgan Valley	'16	AC UConn
Todd Schaefer	'16-Pres.	AHC Arkansas
Chelsea Dungee	'18-21	AC Troy
Evann Johnston	'18-22	Special Ast. to HC Arkansas

## COACHING HISTORY

## University of Washington

Year	Overall	Pac-12	Finish
2013-14	20-14 (.588)	10-8 (.556)	6
2014-15	23-10 (.697)	11-7 (.611)	5
2015-16	26-11 (.703)	11-7 (.611)	5
2016-17	29-6 (.829)	15-3 (.833)	T2
UW	98-41 (.705)	47-25 (.662)	

## University of Arkansas

Year	Overall	SEC	Finish
2017-18	13-18 (.419)	3-13 (.188)	T11
2018-19	22-15 (.611)	6-10 (.375)	10
2019-20	24-8 (.750)	10-6 (.625)	T3
2020-21	19-9 (.679)	9-6 (.600)	T5
2021-22	18-14 (.563)	7-9 (.438)	T8
2022-23	24-13 (.649)	7-9 (.438)	8
2023-24	16-6 (.727)	-	-
Ark	136-83 (.621)	46-56 (.451)	7 yrs
Totals	234-124 (.654)	94-81 (.537)	11 yrs

## PLAYER DEVELOPMENT

YEAR	UNIVERSITY	PLAYER	ROUND	OVERALL	TEAM NOTE
2021	Arkansas	Chelsea Dungee	1	5	Dallas Wings 1 @
2021	Arkansas	Destiny Slocum	2	14	Las Vegas Aces 1 @
2021	Arizona	Aari McDonald	1	3	Atlanta Dream @
2017	Washington	Kelsey Plum	1	1	San Antonio Stars 1 @ Las Vegas Aces
	Washington	Chantel Osahor	2	21	Chicago Sky 1 @
2016	Washington	Talia Walton	3	29	Los Angeles Sparks 1 @
2011	Xavier	Amber Harris	1	4	Minnesota Lynx 1 #
	Xavier	Ta'Shia Phillips	1	8	Atlanta Dream 1 #
	TAMU/UAFA	Tanisha Smith	2	22	Seattle Storm #
	Colorado	Brittany Spears	2	19	Phoenix Mercury *
2009	Arkansas	Shameka Christon	1	5	New York Liberty S
2008	Arkansas	Lauren Ervin	3	37	Connecticut Sun 1 #
2006	Tulsa	Megan Moody	-	-	Houston Comets Free Agent #
2003	Tulsa	Allison Curtin	1	12	Houston Comets 1 # Traded to Detroit Shock
	Arkansas	Dana Cherry	2	23	Charlotte Sting S

\*- Signed but did not coach

!- At the school when player was drafted

@- Worked with player as a head coach

#- Worked with player as an assistant coach


S- Worked with player as other (GA, etc)

## NABES VS. ARKANSAS HISTORY

Category	NABES	All Others In Program History
Winning Record In SEC Play	2 Seasons	2 Seasons
SEC Tourney Finals	1	0
Top 5 Wins	2	2
Weeks Ranked in AP Top 25	39	63
Top 15 WBNA Draft Picks	2	1
McDonald's AAs Signed	8	1
WBNA AAs	1	1

## MORE NABES FACTS

- **Movies:** His expansive movie collection includes digital, disk and VHS copies. Did you know he used to work at BlockBuster? On a related note, he also collects books that have been turned into movies.
- **Baseballs autographed by movie stars:** Ask him about this collection – talk about some good stories.
- **Lunch Boxes:** Coach collects tin lunch boxes that he carried to school and has them displayed in his home. His first lunch box had KISS on it.
- **Hamilton:** Nabes is a huge Hamilton fan, and routinely quotes the Broadway musical to players, fans and media alike.
- **Athens City Champion:** Coach stumbled upon a dart tournament while on a trip to Athens, Georgia. He joined in and was one of the two-man winning team.
- **Ask him about shoes, music, movies, guitars, bas-ketball nostalgia – just about anything!**




## NEIGHBORS VERSUS ...

Abilene Christian	2	0
Alabama	6	2
Arizona State	2	6
Arizona	6	0
Arkansas State	3	0
Auburn	7	1
Baylor	1	0
Belmont	2	0
Boise State	1	0
BYU	1	0
California	5	4
Central Arkansas	4	0
Central Florida	0	1
Charlotte	1	0
Clemson	1	0
Colorado State	1	0
Colorado	9	0
Connecticut	1	1
Creighton	1	1
CSUN	1	0
DePaul	0	1
Eastern Washington	1	0
Florida State	2	0
Florida	4	3
FGCU	1	0
Fordham	1	0
Fresno State	2	0
Furman	1	0
Georgia	2	7

Grambling State	2	0
Grand Canyon	1	0
Hartford	1	0
Hawai'i	1	0
Houston	2	0
Idaho	1	0
Illinois	1	0
Iowa State	0	1
Jackson State	2	0
Kansas	0	2
Kansas State	2	0
Kent State	1	0
Kentucky	3	6
Lamar	1	0
Little Rock	5	0
Louisiana-Monroe	3	0
Louisiana Tech	2	0
LSU	3	5
Marquette	0	1
McNeese State	1	0
Maryland	1	1
Miami	0	1
Mississippi State	3	7
Missouri	13	4
Montana State	2	0
Murray State	1	0
Nebraska	1	1
New Mexico State	1	0
New Orleans	1	0
Northern Arizona	1	0

Northwestern State	2	0
Notre Dame	0	1
Oklahoma	1	2
Ole Miss	5	3
Oral Roberts	5	0
Oregon State	1	6
Oregon	5	4
Pennsylvania	1	0
Pittsburgh	1	1
Portland	3	1
Prairie View A&M	1	0
Saint Mary's	0	1
Sam Houston	2	0
Samford	2	0
San Diego State	2	0
San Diego	1	0
Santa Clara	1	0
Savannah State	1	0
Seattle	4	0
SFA	1	0
SMU	2	0
South Carolina	1	10
South Dakota	2	0
Stanford	3	5
Stony Brook	1	0
Syracuse	0	2
Tarleton State	1	0
TCU	0	1
Tennessee	2	5
Tennessee Martin	1	0

Tennessee State	1	0
Tennessee Tech	1	0
Texas A&M	4	8
Texas Tech	2	0
Troy	1	0
Tulsa	4	0
UAB	1	0
UAPB	3	1
UC Irvine	1	0
UC Riverside	2	0
UCLA	4	3
UIC	1	0
UIW	1	0
USC	6	0
USF	0	1
Utah	7	4
UT-Arlington	2	0
UTEP	0	2
Vanderbilt	4	3
Wake Forest	1	0
Washington State	5	3
Weber State	1	0
Wisconsin	4	0
Wright State	0	1
Yale	1	0
<b>TOTALS</b>	<b>234</b>	<b>124</b>







2023-24 Arkansas Women's Basketball  
Combined Team Statistics  
All games

Game Records

Record	Overall	Home	Away	Neutral
ALL GAMES	16-6	9-3	4-2	3-1
CONFERENCE	4-3	2-1	2-2	0-0
NON-CONFERENCE	12-3	7-2	2-0	3-1

Score by Periods

Team	1st	2nd	3rd	4th	OT	TOT
Arkansas	364	372	461	406	0	1603
Opponents	320	345	375	372	0	1412

Team Box Score

No.	Player				Total		3-Point		F-Throw		Rebounds											
		GP-GS	MIN	AVG	FG-FGA	FG%	3FG-3FGA	3FG%	FT-FTA	FT%	OFF	DEF	TOT	AVG	PF	DQ	A	TO	BLK	STL	PTS	AVG
0	SCOTT, Taliah	16-16	581:09	36.3	121-288	.420	40-132	.303	74-90	.822	7	49	56	3.5	30	0	23	59	2	7	356	22.3
2	SPENCER, Samara	22-22	735:46	33.4	98-282	.348	29-104	.279	84-112	.750	12	96	108	4.9	37	2	79	63	3	28	309	14.0
43	DANIELS, Makayla	22-22	733:42	33.4	83-201	.413	38-112	.339	50-75	.667	30	68	98	4.5	58	0	59	35	6	42	254	11.5
4	POFFENBARGER, Saylor	21-21	670:31	31.9	78-220	.355	41-114	.360	29-43	.674	49	206	255	12.1	37	0	36	35	31	34	226	10.8
30	DAUDA, Maryam	22-22	625:49	28.4	70-154	.455	17-51	.333	43-55	.782	54	95	149	6.8	61	1	26	39	55	17	200	9.1
23	KEATS, Carly	22-6	436:22	19.8	48-140	.343	27-93	.290	11-14	.786	3	23	26	1.2	17	0	12	14	4	6	134	6.1
20	JOHNSON, Karley	10-1	142:26	14.2	11-29	.379	4-14	.286	12-20	.600	10	9	19	1.9	12	0	2	3	0	3	38	3.8
13	GOFORTH, Sasha	7-0	112:36	16.1	7-30	.233	0-10	.000	7-16	.438	8	11	19	2.7	6	0	2	6	13	6	21	3.0
34	LAWRENCE, Jenna	17-0	152:28	9.0	13-32	.406	7-24	.292	5-8	.625	9	26	35	2.1	16	0	3	5	8	6	38	2.2
55	ELLIS, Emrie	13-0	123:43	9.5	6-15	.400	4-8	.500	2-2	1.000	2	13	15	1.2	19	0	2	3	8	0	18	1.4
10	SÁNCHEZ CERQUEIRA, Cristina	15-0	73:09	4.9	4-17	.235	0-2	.000	1-2	.500	5	13	18	1.2	12	0	2	5	2	0	9	0.6
21	LINDSEY, Loren	1-0	03:36	3.6	0-0	.000	0-0	.000	0-0	.000	0	0	0	0.0	0	0	1	0	0	0	0	0.0
8	FRANKLIN, Bea	3-0	08:42	2.9	0-1	.000	0-0	.000	0-0	.000	1	0	1	0.3	1	0	0	1	0	0	0	0.0
Team											48	41	89					13				
Total		22	4400		539-1409	.383	207-664	.312	318-437	.728	238	650	888	40.4	306	3	247	281	132	149	1603	72.9
Opponents		22	4400		539-1439	.375	124-431	.288	210-298	.705	271	665	936	42.5	407	7	277	340	68	140	1412	64.2

Team Statistics

	ARK	OPP
Scoring	1603	1412
Points per game	72.9	64.2
Scoring margin	+8.7	-
Field goals-att	539-1409	539-1439
Field goal pct	.383	.375
3 point fg-att	207-664	124-431
3-point FG pct	.312	.288
3-pt FG made per game	9.4	5.6
Free throws-att	318-437	210-298
Free throw pct	.728	.705
F-Throws made per game	14.5	9.5
Rebounds	888	936
Rebounds per game	40.4	42.5
Rebounding margin	-2.2	-
Assists	247	277
Assists per game	11.2	12.6
Turnovers	281	340
Turnovers per game	12.8	15.5
Turnover margin	+2.7	-
Assist/turnover ratio	0.9	0.8
Steals	149	140
Steals per game	6.8	6.4
Blocks	132	68
Blocks per game	6.0	3.1
Winning streak	2	-
Home win streak	1	-
Attendance	46920	28730
Home games-Avg/Game	12-3910	6-4788
Neutral site-Avg/Game	-	4-412

Team Results

Date	Opponent	Score	Att.
11/07/2023	ULM	W 81-76	2630
11/10/2023	Murray St.	W 82-79	11026
11/14/2023	Little Rock	W 77-36	2608
11/17/2023	at Arkansas St.	W 82-67	3208
11/20/2023	Central Ark.	W 81-67	4194
11/24/2023	vs Wisconsin	W 65-62	654
11/25/2023	vs Marquette	L 58-74	227
11/30/2023	at Florida St.	W 71-58	2216
12/03/2023	UCLA	L 66-81	4261
12/07/2023	Louisiana Tech	W 100-60	2599
12/10/2023	Ark.-Pine Bluff	L 70-74	3330
12/16/2023	Samford	W 68-54	2513
12/20/2023	vs Illinois	W 60-59	313
12/21/2023	vs UIC	W 66-58	452
12/31/2023	UIW	W 67-48	3420
01/04/2024	at Kentucky	L 63-73	2998
01/07/2024	Georgia	W 83-43	3993
01/11/2024	Mississippi St.	L 63-66	2627
01/14/2024	at Alabama	W 77-59	2467
01/21/2024	at LSU	L 68-99	12873
01/25/2024	Kentucky	W 88-61	3719
01/28/2024	at Missouri	W 67-58	4968



## 2023-24 Arkansas Women's Basketball Combined Team Statistics In Conference games

Page 1/1  
as of Jan 28, 2024

### Game Records

Record	Overall	Home	Away	Neutral
ALL GAMES	4-3	2-1	2-2	0-0
CONFERENCE	4-3	2-1	2-2	0-0
NON-CONFERENCE	0-0	0-0	0-0	0-0

### Score by Periods

Team	1st	2nd	3rd	4th	OT	TOT
Arkansas	123	93	160	133	0	509
Opponents	108	108	127	116	0	459

### Team Box Score

No.	Player				Total		3-Point		F-Throw		Rebounds											
		GP-GS	MIN	AVG	FG-FGA	FG%	3FG-3FGA	3FG%	FT-FTA	FT%	OFF	DEF	TOT	AVG	PF	DQ	A	TO	BLK	STL	PTS	AVG
2	SPENCER, Samara	7-7	258:46	37.0	41-126	.325	9-38	.237	39-49	.796	7	42	49	7.0	17	1	33	28	0	10	130	18.6
43	DANIELS, Makayla	7-7	249:09	35.6	29-80	.363	15-46	.326	25-31	.806	11	22	33	4.7	18	0	17	7	4	13	98	14.0
4	POFFENBARGER, Saylor	6-6	202:26	33.7	23-65	.354	16-38	.421	6-8	.750	14	50	64	10.7	16	0	10	13	9	7	68	11.3
0	SCOTT, Taliah	1-1	39:59	40.0	5-16	.313	1-8	.125	0-0	.000	0	3	3	3.0	4	0	0	4	1	2	11	11.0
30	DAUDA, Maryam	7-7	214:11	30.6	28-63	.444	6-21	.286	14-17	.824	24	30	54	7.7	20	1	13	16	26	10	76	10.9
23	KEATS, Carly	7-6	207:37	29.7	26-66	.394	12-41	.293	3-4	.750	2	8	10	1.4	10	0	7	6	1	3	67	9.6
20	JOHNSON, Karley	6-1	113:14	18.9	10-23	.435	4-13	.308	11-16	.688	7	6	13	2.2	10	0	1	3	0	0	35	5.8
34	LAWRENCE, Jenna	7-0	61:01	8.7	6-15	.400	4-13	.308	1-2	.500	4	15	19	2.7	5	0	2	3	3	2	17	2.4
55	ELLIS, Emrie	5-0	39:34	7.9	2-6	.333	1-4	.250	0-0	.000	0	4	4	0.8	6	0	0	1	2	0	5	1.0
10	SÁNCHEZ CERQUEIRA, Cristina	4-0	11:39	2.9	1-3	.333	0-1	.000	0-0	.000	0	3	3	0.8	1	0	0	1	1	0	2	0.5
8	FRANKLIN, Bea	1-0	02:23	2.4	0-0	.000	0-0	.000	0-0	.000	0	0	0	0.0	0	0	0	1	0	0	0	0.0
Team											17	17	34					2				
Total		7	1400		171-463	.369	68-223	.305	99-127	.780	86	200	286	40.9	107	2	83	85	47	47	509	72.7
Opponents		7	1400		178-459	.388	33-113	.292	70-108	.648	95	214	309	44.1	126	3	94	112	21	36	459	65.6

### Team Statistics

	ARK	OPP
<b>Scoring</b>	<b>509</b>	<b>459</b>
Points per game	72.7	65.6
Scoring margin	+7.1	-
<b>Field goals-att</b>	<b>171-463</b>	<b>178-459</b>
Field goal pct	.369	.388
<b>3 point fg-att</b>	<b>68-223</b>	<b>33-113</b>
3-point FG pct	.305	.292
3-pt FG made per game	9.7	4.7
<b>Free throws-att</b>	<b>99-127</b>	<b>70-108</b>
Free throw pct	.780	.648
F-Throws made per game	14.1	10.0
<b>Rebounds</b>	<b>286</b>	<b>309</b>
Rebounds per game	40.9	44.1
Rebounding margin	-3.3	-
<b>Assists</b>	<b>83</b>	<b>94</b>
Assists per game	11.9	13.4
<b>Turnovers</b>	<b>85</b>	<b>112</b>
Turnovers per game	12.1	16.0
Turnover margin	+3.9	-
Assist/turnover ratio	1.0	0.8
<b>Steals</b>	<b>47</b>	<b>36</b>
Steals per game	6.7	5.1
<b>Blocks</b>	<b>47</b>	<b>21</b>
Blocks per game	6.7	3.0
<b>Winning streak</b>	<b>2</b>	<b>-</b>
Home win streak	1	-
<b>Attendance</b>	<b>10339</b>	<b>23306</b>
Home games-Avg/Game	3-3446	4-5827
Neutral site-Avg/Game	-	0-0

### Team Results

Date	Opponent		Score	Att.
01/04/2024	at Kentucky	L	63-73	2998
01/07/2024	Georgia	W	83-43	3993
01/11/2024	Mississippi St.	L	63-66	2627
01/14/2024	at Alabama	W	77-59	2467
01/21/2024	at LSU	L	68-99	12873
01/25/2024	Kentucky	W	88-61	3719
01/28/2024	at Missouri	W	67-58	4968



2023-24 Arkansas Women's Basketball  
Team High/Low Analysis  
All games

Page 1/4  
as of Jan 29, 2024

### Arkansas - Game Highs

<b>POINTS</b>	100		Louisiana Tech (12/07/2023)
	88		Kentucky (01/25/2024)
	83		Georgia (01/07/2024)
	82		at Arkansas St. (11/17/2023)
	82		Murray St. (11/10/2023)
<b>FIELD GOALS MADE</b>	36		Louisiana Tech (12/07/2023)
	32		Kentucky (01/25/2024)
<b>FIELD GOAL ATTEMPTS</b>	79		at Florida St. (11/30/2023)
	72		at LSU (01/21/2024)
	72		at Alabama (01/14/2024)
<b>FIELD GOAL PERCENTAGE</b>	.554	(36-65)	Louisiana Tech (12/07/2023)
	.476	(30-63)	at Arkansas St. (11/17/2023)
<b>3 PT FG MADE</b>	14		Georgia (01/07/2024)
	14		Louisiana Tech (12/07/2023)
<b>3 PT FG ATTEMPTS</b>	47		at LSU (01/21/2024)
	41		at Florida St. (11/30/2023)
	41		vs Wisconsin (N) (11/24/2023)
<b>3 PT FG PERCENTAGE</b>	.500	(14-28)	Louisiana Tech (12/07/2023)
	.462	(12-26)	at Missouri (01/28/2024)
<b>FREE THROWS MADE</b>	28		ULM (11/07/2023)
	20		Samford (12/16/2023)
	20		Central Ark. (11/20/2023)
<b>FREE THROW ATTEMPTS</b>	44		ULM (11/07/2023)
	29		Samford (12/16/2023)
<b>FREE THROW PERCENTAGE</b>	1.000	(12-12)	at Arkansas St. (11/17/2023)
	.941	(16-17)	at LSU (01/21/2024)
<b>REBOUNDS</b>	57		ULM (11/07/2023)
	52		at Alabama (01/14/2024)
<b>ASSISTS</b>	19		Louisiana Tech (12/07/2023)
	18		Kentucky (01/25/2024)
<b>STEALS</b>	13		Louisiana Tech (12/07/2023)
	12		Georgia (01/07/2024)
<b>BLOCKED SHOTS</b>	11		at Alabama (01/14/2024)
	9		at Florida St. (11/30/2023)
<b>TURNOVERS</b>	18		at Kentucky (01/04/2024)
	18		Murray St. (11/10/2023)
<b>FOULS</b>	20		at Kentucky (01/04/2024)
	18		Kentucky (01/25/2024)
	18		at LSU (01/21/2024)





## 2023-24 Arkansas Women's Basketball Team High/Low Analysis All games

Page 3/4  
as of Jan 29, 2024

### Arkansas - Game Lows

POINTS	58	vs Marquette (N) (11/25/2023)
	60	vs Illinois (N) (12/20/2023)
	63	Mississippi St. (01/11/2024)
	63	at Kentucky (01/04/2024)
	65	vs Wisconsin (N) (11/24/2023)
FIELD GOALS MADE	18	vs Marquette (N) (11/25/2023)
	20	at LSU (01/21/2024)
FIELD GOAL ATTEMPTS	49	at Missouri (01/28/2024)
	54	UIW (12/31/2023)
	54	vs Marquette (N) (11/25/2023)
FIELD GOAL PERCENTAGE	.278 (20-72)	at LSU (01/21/2024)
	.300 (21-70)	vs Wisconsin (N) (11/24/2023)
3 PT FG MADE	4	at Kentucky (01/04/2024)
	4	vs Illinois (N) (12/20/2023)
3 PT FG ATTEMPTS	23	vs Illinois (N) (12/20/2023)
	24	at Alabama (01/14/2024)
	24	UCLA (12/03/2023)
	24	Central Ark. (11/20/2023)
3 PT FG PERCENTAGE	.148 (4-27)	at Kentucky (01/04/2024)
	.167 (5-30)	ULM (11/07/2023)
FREE THROWS MADE	8	vs Illinois (N) (12/20/2023)
	8	at Florida St. (11/30/2023)
FREE THROW ATTEMPTS	11	at Florida St. (11/30/2023)
	12	Mississippi St. (01/11/2024)
	12	at Arkansas St. (11/17/2023)
FREE THROW PERCENTAGE	.500 (8-16)	vs Illinois (N) (12/20/2023)
	.538 (14-26)	Louisiana Tech (12/07/2023)
REBOUNDS	26	UCLA (12/03/2023)
	32	vs UIC (N) (12/21/2023)
	32	vs Marquette (N) (11/25/2023)
	32	Central Ark. (11/20/2023)
ASSISTS	5	ULM (11/07/2023)
	7	at Kentucky (01/04/2024)
	7	UCLA (12/03/2023)
STEALS	3	vs Marquette (N) (11/25/2023)
	4	at LSU (01/21/2024)
	4	Mississippi St. (01/11/2024)
	4	vs Illinois (N) (12/20/2023)
	4	at Florida St. (11/30/2023)
	4	at Arkansas St. (11/17/2023)
	4	Murray St. (11/10/2023)
BLOCKED SHOTS	2	Louisiana Tech (12/07/2023)
	3	Central Ark. (11/20/2023)
	3	at Arkansas St. (11/17/2023)
TURNOVERS	7	at LSU (01/21/2024)
	8	Little Rock (11/14/2023)
FOULS	7	Little Rock (11/14/2023)
	10	Mississippi St. (01/11/2024)



**2023-24 Arkansas Women's Basketball**  
**Category Leaders**  
**All games**

Page 1/3  
as of Jan 29, 2024

**Points**

##	Player	G	Pts	Pts/G
0	Scott, Taliah	16	356	22.3
2	Spencer, Samara	22	309	14.0
43	Daniels, Makayla	22	254	11.5
4	Poffenbarger, Saylor	21	226	10.8
30	Dauda, Maryam	22	200	9.1
23	Keats, Carly	22	134	6.1
20	Johnson, Karley	10	38	3.8
34	Lawrence, Jenna	17	38	2.2
13	Goforth, Sasha	7	21	3.0
55	Ellis, Emrie	13	18	1.4
10	Sánchez Cerqueira, Cristina	15	9	0.6

**Scoring Average**

##	Player	G	Pts	Pts/G
0	Scott, Taliah	16	356	22.3
2	Spencer, Samara	22	309	14.0
43	Daniels, Makayla	22	254	11.5
4	Poffenbarger, Saylor	21	226	10.8
30	Dauda, Maryam	22	200	9.1
23	Keats, Carly	22	134	6.1
20	Johnson, Karley	10	38	3.8
13	Goforth, Sasha	7	21	3.0
34	Lawrence, Jenna	17	38	2.2
55	Ellis, Emrie	13	18	1.4
10	Sánchez Cerqueira, Cristina	15	9	0.6

**Field Goal Percentage**

##	Player	FG	Att	Pct
30	Dauda, Maryam	70	154	.455
0	Scott, Taliah	121	288	.420
43	Daniels, Makayla	83	201	.413
34	Lawrence, Jenna	13	32	.406
55	Ellis, Emrie	6	15	.400
20	Johnson, Karley	11	29	.379
4	Poffenbarger, Saylor	78	220	.355
2	Spencer, Samara	98	282	.348
23	Keats, Carly	48	140	.343
10	Sánchez Cerqueira, Cristina	4	17	.235
13	Goforth, Sasha	7	30	.233

**Field Goal Attempts**

##	Player	G	Att	Att/G
0	Scott, Taliah	16	288	18.0
2	Spencer, Samara	22	282	12.8
4	Poffenbarger, Saylor	21	220	10.5
43	Daniels, Makayla	22	201	9.1
30	Dauda, Maryam	22	154	7.0

**Field Goals Made**

##	Player	G	Made	Made/G
0	Scott, Taliah	16	121	7.6
2	Spencer, Samara	22	98	4.5
43	Daniels, Makayla	22	83	3.8
4	Poffenbarger, Saylor	21	78	3.7
30	Dauda, Maryam	22	70	3.2

**3-Point FG Percentage**

##	Player	3FG	Att	Pct
55	Ellis, Emrie	4	8	.500
4	Poffenbarger, Saylor	41	114	.360
43	Daniels, Makayla	38	112	.339
30	Dauda, Maryam	17	51	.333
0	Scott, Taliah	40	132	.303
34	Lawrence, Jenna	7	24	.292
23	Keats, Carly	27	93	.290
20	Johnson, Karley	4	14	.286
2	Spencer, Samara	29	104	.279

**3-Point FG Attempts**

##	Player	G	Att	Att/G
0	Scott, Taliah	16	132	8.3
4	Poffenbarger, Saylor	21	114	5.4
43	Daniels, Makayla	22	112	5.1
2	Spencer, Samara	22	104	4.7
23	Keats, Carly	22	93	4.2

**3-Point FG Made**

##	Player	G	Made	Made/G
4	Poffenbarger, Saylor	21	41	2.0
0	Scott, Taliah	16	40	2.5
43	Daniels, Makayla	22	38	1.7
2	Spencer, Samara	22	29	1.3
23	Keats, Carly	22	27	1.2



## 2023-24 Arkansas Women's Basketball Category Leaders All games

Page 2/3  
as of Jan 29, 2024

### Free Throw Percentage

##	Player	Made	Att	Pct
55	Ellis, Emrie	2	2	1.000
0	Scott, Taliah	74	90	.822
23	Keats, Carly	11	14	.786
30	Dauda, Maryam	43	55	.782
2	Spencer, Samara	84	112	.750
4	Poffenbarger, Saylor	29	43	.674
43	Daniels, Makayla	50	75	.667
34	Lawrence, Jenna	5	8	.625
20	Johnson, Karley	12	20	.600
10	Sánchez Cerqueira, Cristina	1	2	.500
13	Goforth, Sasha	7	16	.438

### Rebounds

##	Player	G	Reb	Reb/G
4	Poffenbarger, Saylor	21	255	12.1
30	Dauda, Maryam	22	149	6.8
2	Spencer, Samara	22	108	4.9
43	Daniels, Makayla	22	98	4.5
0	Scott, Taliah	16	56	3.5

### Rebounds Average

##	Player	G	Reb	Reb/G
4	Poffenbarger, Saylor	21	255	12.1
30	Dauda, Maryam	22	149	6.8
2	Spencer, Samara	22	108	4.9
43	Daniels, Makayla	22	98	4.5
0	Scott, Taliah	16	56	3.5

### Offensive Rebounds

##	Player	G	OReb	OReb/G
30	Dauda, Maryam	22	54	2.5
4	Poffenbarger, Saylor	21	49	2.3
43	Daniels, Makayla	22	30	1.4
2	Spencer, Samara	22	12	0.5
20	Johnson, Karley	10	10	1.0

### Defensive Rebounds

##	Player	G	DReb	DReb/G
4	Poffenbarger, Saylor	21	206	9.8
2	Spencer, Samara	22	96	4.4
30	Dauda, Maryam	22	95	4.3
43	Daniels, Makayla	22	68	3.1
0	Scott, Taliah	16	49	3.1

### Fouls

##	Player	G	PF	PF/G
30	Dauda, Maryam	22	61	2.8
43	Daniels, Makayla	22	58	2.6
2	Spencer, Samara	22	37	1.7
4	Poffenbarger, Saylor	21	37	1.8
0	Scott, Taliah	16	30	1.9

### Foul Outs

##	Player	G	FO
2	Spencer, Samara	22	2
30	Dauda, Maryam	22	1

### Free Throw Attempts

##	Player	G	Att	Att/G
2	Spencer, Samara	22	112	5.1
0	Scott, Taliah	16	90	5.6
43	Daniels, Makayla	22	75	3.4
30	Dauda, Maryam	22	55	2.5
4	Poffenbarger, Saylor	21	43	2.0

### Free Throws Made

##	Player	G	Made	Made/G
2	Spencer, Samara	22	84	3.8
0	Scott, Taliah	16	74	4.6
43	Daniels, Makayla	22	50	2.3
30	Dauda, Maryam	22	43	2.0
4	Poffenbarger, Saylor	21	29	1.4

### Assists

##	Player	G	Ast	Ast/G
2	Spencer, Samara	22	79	3.6
43	Daniels, Makayla	22	59	2.7
4	Poffenbarger, Saylor	21	36	1.7
30	Dauda, Maryam	22	26	1.2
0	Scott, Taliah	16	23	1.4

### Steals

##	Player	G	Stl	Stl/G
43	Daniels, Makayla	22	42	1.9
4	Poffenbarger, Saylor	21	34	1.6
2	Spencer, Samara	22	28	1.3
30	Dauda, Maryam	22	17	0.8
0	Scott, Taliah	16	7	0.4

### Blocked Shots

##	Player	G	Blk	Blk/G
30	Dauda, Maryam	22	55	2.5
4	Poffenbarger, Saylor	21	31	1.5
13	Goforth, Sasha	7	13	1.9
34	Lawrence, Jenna	17	8	0.5
55	Ellis, Emrie	13	8	0.6

### Minutes

##	Player	G	Min	Min/G
2	Spencer, Samara	22	736	33:27
43	Daniels, Makayla	22	734	33:21
4	Poffenbarger, Saylor	21	671	31:56
30	Dauda, Maryam	22	626	28:27
0	Scott, Taliah	16	581	36:19

### Turnovers

##	Player	G	TO	TO/G
2	Spencer, Samara	22	63	2.9
0	Scott, Taliah	16	59	3.7
30	Dauda, Maryam	22	39	1.8
43	Daniels, Makayla	22	35	1.6
4	Poffenbarger, Saylor	21	35	1.7



2023-24 Arkansas Women's Basketball  
Points-rebounds-assists  
All gamesPage 1/2  
as of Jan 29, 2024

Opponent	Date	Score	0	2	4	8	10	13	20	21	23	30	34
			SCOTT,TALI	SPENCER,SA	POFFENBARG	FRANKLIN,B	SÁNCHEZ CE	GOFORTH,SA	JOHNSON,KA	LINDSEY,LO	KEATS,CARL	DAUDA,MARY	LAWRENCE,J
ULM	11/07/2023	81-76	W	29-6-1	16-8-2	7-21-1	DNP	0-2-0	4-7-0	DNP	DNP	4-7-0	DNP
Murray St.	11/10/2023	82-79	W	25-3-1	11-5-7	10-12-3	DNP	0-2-1	9-2-0	DNP	DNP	3-8-0	0-1-0
Little Rock	11/14/2023	77-36	W	18-3-0	6-2-5	12-8-1	DNP	1-2-0	2-4-0	1-2-0	0-0-1	14-4-0	15-7-0
at Arkansas St.	11/17/2023	82-67	W	34-5-2	9-3-3	9-14-4	DNP	DNP	2-2-1	DNP	DNP	3-1-1	11-9-2
Central Ark.	11/20/2023	81-67	W	17-4-3	16-2-1	17-6-0	DNP	0-0-1	4-2-1	DNP	DNP	0-2-0	14-8-1
vs Wisconsin	11/24/2023	65-62	W	18-5-1	13-6-2	4-10-2	DNP	DNP	0-0-0	DNP	DNP	4-2-0	4-11-3
vs Marquette	11/25/2023	58-74	L	21-3-0	8-2-3	13-7-2	DNP	2-1-0	0-2-0	DNP	DNP	9-0-0	2-4-1
at Florida St.	11/30/2023	71-58	W	24-4-2	15-1-6	13-23-2	DNP	DNP	DNP	DNP	DNP	3-1-0	6-6-0
UCLA	12/03/2023	66-81	L	23-2-1	2-2-1	12-7-0	DNP	0-1-0	DNP	DNP	DNP	2-1-1	14-2-2
Louisiana Tech	12/07/2023	100-60	W	29-2-1	20-8-6	12-11-2	0-1-0	0-2-0	DNP	0-2-1	DNP	8-2-1	9-3-0
Ark.-Pine Bluff	12/10/2023	70-74	L	31-6-2	4-8-1	13-10-3	DNP	0-1-0	DNP	DNP	DNP	0-0-1	6-4-0
Samford	12/16/2023	68-54	W	9-0-2	20-5-4	2-13-1	DNP	2-1-0	DNP	DNP	DNP	7-0-0	11-9-0
vs Illinois	12/20/2023	60-59	W	17-1-1	17-4-1	8-19-2	DNP	0-0-0	DNP	DNP	DNP	2-0-0	9-4-0
vs UIC	12/21/2023	66-58	W	26-6-2	13-0-2	17-11-1	DNP	DNP	DNP	DNP	DNP	2-2-0	3-8-3
UIW	12/31/2023	67-48	W	24-3-4	9-3-2	9-19-2	0-0-0	2-3-0	DNP	2-0-0	DNP	0-1-1	13-5-1
at Kentucky	01/04/2024	63-73	L	11-3-0	25-7-3	9-15-1	DNP	0-0-0	DNP	0-0-0	DNP	10-1-0	4-3-1
Georgia	01/07/2024	83-43	W	DNP	15-6-4	15-17-4	0-0-0	0-1-0	DNP	5-1-0	DNP	16-1-2	8-11-1
Mississippi St.	01/11/2024	63-66	L	DNP	13-4-6	9-7-3	DNP	DNP	DNP	DNP	DNP	12-0-1	17-13-2
at Alabama	01/14/2024	77-59	W	DNP	31-14-3	9-14-0	DNP	DNP	DNP	3-2-0	DNP	7-1-0	8-12-5
at LSU	01/21/2024	68-99	L	DNP	20-5-7	2-2-0	DNP	0-1-0	DNP	6-1-0	DNP	8-4-1	16-4-0
Kentucky	01/25/2024	88-61	W	DNP	13-7-4	DNP	DNP	2-1-0	DNP	14-6-1	DNP	14-2-3	16-7-2
at Missouri	01/28/2024	67-58	W	DNP	13-6-6	24-9-2	DNP	DNP	DNP	7-3-0	DNP	0-1-0	7-4-2
				43	55								
				DANIELS,MA	ELLIS,EMRI								
ULM	11/07/2023	81-76	W	17-2-1	DNP								
Murray St.	11/10/2023	82-79	W	15-6-1	DNP								
Little Rock	11/14/2023	77-36	W	3-5-3	2-4-0								
at Arkansas St.	11/17/2023	82-67	W	8-4-2	6-0-1								
Central Ark.	11/20/2023	81-67	W	11-3-4	2-2-0								
vs Wisconsin	11/24/2023	65-62	W	22-8-3	0-1-0								
vs Marquette	11/25/2023	58-74	L	3-5-6	0-0-0								
at Florida St.	11/30/2023	71-58	W	10-6-2	0-2-0								
UCLA	12/03/2023	66-81	L	10-3-2	3-1-0								
Louisiana Tech	12/07/2023	100-60	W	12-6-7	0-1-1								
Ark.-Pine Bluff	12/10/2023	70-74	L	16-4-4	DNP								
Samford	12/16/2023	68-54	W	14-3-2	DNP								
vs Illinois	12/20/2023	60-59	W	5-3-4	DNP								
vs UIC	12/21/2023	66-58	W	2-2-0	DNP								
UIW	12/31/2023	67-48	W	8-5-1	DNP								
at Kentucky	01/04/2024	63-73	L	4-2-2	DNP								
Georgia	01/07/2024	83-43	W	24-7-3	0-0-0								
Mississippi St.	01/11/2024	63-66	L	6-6-1	0-1-0								
at Alabama	01/14/2024	77-59	W	16-3-0	DNP								
at LSU	01/21/2024	68-99	L	13-6-3	0-1-0								
Kentucky	01/25/2024	88-61	W	22-6-7	5-1-0								
at Missouri	01/28/2024	67-58	W	13-3-1	0-1-0								

2023-24 SPECIALTY STATS  
(ARKANSAS/OPPONENT)

Opponent	Result	Pts Off TO	Pts in Paint	2nd Chance	Fast Break	Bench	Ties	Lead Chng	Ark Largest Lead	Best Ark Run	Opp Largest Lead	Opp Best Run	Ark Led	Opp Led
vs. ULM	W, 81-76	15 / 19	38 / 40	6 / 2	15 / 24	8 / 14	8	6	14	5:42	4th	9-0	5	6:05
vs. Murray State	W, 82-79	12 / 30	44 / 28	4 / 9	20 / 14	18 / 43	4	3	24	7:22	3rd	11-0	5	2:02
vs. Little Rock	W, 77-36	18 / 6	36 / 16	14 / 5	12 / 3	23 / 6	1	1	43	5:31	4th	15-0	2	9:30
at Arkansas State	W, 82-67	13 / 11	28 / 26	16 / 14	10 / 2	11 / 8	4	11	21	0:02	3rd	10-0	6	3:49
vs. Central Arkansas	W, 81-67	20 / 12	24 / 24	14 / 9	9 / 9	6 / 25	1	0	20	2:59	2nd	9-0	0	10:00
vs. Wisconsin	W, 65-62	15 / 4	12 / 24	19 / 9	14 / 8	4 / 13	6	5	11	4:46	2nd	11-0	10	9:40
vs. Maquette	L, 74-58	12 / 18	14 / 36	6 / 9	16 / 15	11 / 10	0	0	0	10:00	1st	8-0	28	6:28
at #15 Florida State	W, 71-58	14 / 7	20 / 24	7 / 5	9 / 7	3 / 11	3	7	23	8:36	4th	14-0	8	3:40
vs. #2 UCLA	L, 81-66	13 / 20	22 / 40	10 / 20	7 / 19	5 / 28	0	1	6	8:39	1st	15-0	30	0:35
vs. LA Tech	W, 100-60	13 / 8	42 / 28	12 / 1	17 / 9	18 / 25	0	0	44	6:44	4th	22-0	0	10:00
vs. UAPB	L, 74-70	12 / 18	18 / 36	11 / 35	15 / 15	0 / 22	5	8	12	2:25	2nd	9-0	4	4:46
vs. Samford	W, 68-54	16 / 19	28 / 12	12 / 4	7 / 10	12 / 0	4	2	17	0:31	4th	10-0	3	5:47
vs. Illinois	W, 60-59	5 / 11	26 / 32	10 / 13	2 / 5	4 / 11	5	12	7	8:31	1st	8-0	5	6:15
vs. UIC	W, 66-58	8 / 13	12 / 36	5 / 8	5 / 13	5 / 22	2	3	14	4:44	4th	11-0	3	7:24
vs. UIW	W, 67-48	16 / 9	20 / 18	9 / 11	9 / 5	4 / 20	0	4	21	1:31	4th	10-0	6	6:10
at Kentucky	L, 73-63	10 / 12	28 / 46	5 / 8	0 / 4	10 / 22	6	7	4	6:48	1st	8-0	14	0:58
vs. Georgia	W, 83-43	21 / 8	24 / 12	17 / 12	19 / 9	5 / 14	0	0	44	6:06	4th	12-0	0	10:00
vs. Mississippi State	L, 66-63	0 / 8	22 / 42	12 / 10	8 / 8	6 / 6	5	2	2	3:40	4th	11-0	15	2:41
at Alabama	W, 77-59	22 / 9	40 / 24	7 / 4	9 / 10	6 / 11	1	3	20	0:58	4th	15-0	11	3:27
at #10 LSU	L, 99-68	6 / 14	16 / 36	10 / 16	11 / 11	9 / 15	0	0	0	10:00	1st	6-0	34	6:22
vs. Kentucky	W, 88-61	24 / 12	40 / 34	18 / 19	3 / 8	9 / 35	0	0	29	6:14	4th	18-0	0	10:00
at Missouri	W, 67-58	14 / 7	18 / 16	6 / 7	0 / 0	10 / 11	7	14	11	0:29	4th	7-0	5	0:41



## 2023-24 Arkansas Women's Basketball Player Highs Analysis All games

Page 1/4  
as of Jan 29, 2024

### Arkansas - Individual Game Highs

<b>POINTS</b>	34		Taliah Scott at Arkansas St. (11/17/2023)
	31		Samara Spencer at Alabama (01/14/2024)
	31		Taliah Scott vs Ark.-Pine Bluff (12/10/2023)
	29		Taliah Scott vs Louisiana Tech (12/07/2023)
	29		Taliah Scott vs ULM (11/07/2023)
<b>FIELD GOALS MADE</b>	12		Taliah Scott vs Louisiana Tech (12/07/2023)
	12		Taliah Scott at Arkansas St. (11/17/2023)
<b>FIELD GOAL ATTEMPTS</b>	29		Samara Spencer at Alabama (01/14/2024)
	24		Taliah Scott vs UIC (N) (12/21/2023)
<b>FIELD GOAL PERCENTAGE (min 5 made)</b>	.857	(6-7)	Saylor Poffenbarger vs UIC (N) (12/21/2023)
	.750	(12-16)	Taliah Scott vs Louisiana Tech (12/07/2023)
<b>3 PT FG MADE</b>	8		Saylor Poffenbarger at Missouri (01/28/2024)
	6		Taliah Scott vs UIC (N) (12/21/2023)
	6		Taliah Scott vs Ark.-Pine Bluff (12/10/2023)
<b>3 PT FG ATTEMPTS</b>	14		Taliah Scott vs Ark.-Pine Bluff (12/10/2023)
	13		Taliah Scott at Florida St. (11/30/2023)
<b>3 PT FG PERCENTAGE (min 2 made)</b>	1.000	(2-2)	Emrie Ellis at Arkansas St. (11/17/2023)
	.750	(3-4)	Saylor Poffenbarger vs Central Ark. (11/20/2023)
<b>FREE THROWS MADE</b>	10		Samara Spencer vs ULM (11/07/2023)
	9		Samara Spencer at Kentucky (01/04/2024)
	9		Taliah Scott at Arkansas St. (11/17/2023)
	9		Taliah Scott vs ULM (11/07/2023)
<b>FREE THROW ATTEMPTS</b>	14		Samara Spencer at Kentucky (01/04/2024)
	13		Taliah Scott vs ULM (11/07/2023)
<b>FREE THROW PERCENTAGE (min 3 made)</b>	1.000	(9-9)	Taliah Scott at Arkansas St. (11/17/2023)
	1.000	(7-7)	Taliah Scott vs Murray St. (11/10/2023)
	1.000	(6-6)	Maryam Dauda vs Samford (12/16/2023)
	1.000	(5-5)	Makayla Daniels at LSU (01/21/2024)
	1.000	(5-5)	Maryam Dauda vs Mississippi St. (01/11/2024)
	1.000	(5-5)	Samara Spencer vs Georgia (01/07/2024)
	1.000	(5-5)	Maryam Dauda vs UIW (12/31/2023)
	1.000	(4-4)	Makayla Daniels at Missouri (01/28/2024)
	1.000	(4-4)	Samara Spencer vs Kentucky (01/25/2024)
	1.000	(4-4)	Maryam Dauda vs Georgia (01/07/2024)
	1.000	(4-4)	Saylor Poffenbarger vs UIW (12/31/2023)
	1.000	(4-4)	Taliah Scott vs UIW (12/31/2023)
	1.000	(4-4)	Taliah Scott at Florida St. (11/30/2023)
	1.000	(4-4)	Samara Spencer vs Central Ark. (11/20/2023)
	1.000	(4-4)	Saylor Poffenbarger vs Little Rock (11/14/2023)
	1.000	(3-3)	Saylor Poffenbarger vs UIC (N) (12/21/2023)
	1.000	(3-3)	Taliah Scott vs Central Ark. (11/20/2023)
	1.000	(3-3)	Samara Spencer at Arkansas St. (11/17/2023)
<b>REBOUNDS</b>	23		Saylor Poffenbarger at Florida St. (11/30/2023)
	21		Saylor Poffenbarger vs ULM (11/07/2023)
<b>ASSISTS</b>	7		Makayla Daniels vs Kentucky (01/25/2024)
	7		Samara Spencer at LSU (01/21/2024)
	7		Makayla Daniels vs Louisiana Tech (12/07/2023)
	7		Samara Spencer vs Murray St. (11/10/2023)
<b>STEALS</b>	5		Makayla Daniels vs Georgia (01/07/2024)
	5		Saylor Poffenbarger vs UIC (N) (12/21/2023)
	5		Saylor Poffenbarger vs Louisiana Tech (12/07/2023)
<b>BLOCKED SHOTS</b>	10		Maryam Dauda at Alabama (01/14/2024)
	5		Saylor Poffenbarger vs Ark.-Pine Bluff (12/10/2023)
<b>TURNOVERS</b>	9		Taliah Scott at Arkansas St. (11/17/2023)
	7		Samara Spencer at Alabama (01/14/2024)
	7		Taliah Scott vs UIW (12/31/2023)
	7		Taliah Scott vs Ark.-Pine Bluff (12/10/2023)
<b>FOULS</b>	5		Samara Spencer vs Kentucky (01/25/2024)
	5		Maryam Dauda at Kentucky (01/04/2024)
	5		Samara Spencer vs Ark.-Pine Bluff (12/10/2023)



0 Taliah Scott | Fr. | 5-9 | G | Orange Park, Fla. (St. Johns Country Day School)

SCOTT BENCHMARK STATS				
SEASON HIGHS	Points	34	at A-State	11-17-23
	FG Made	12	vs. LA Tech	12-7-23*
	FG Att.	24	vs. UIC	12-21-23
	3FG Made	6	vvs. UIC	12-21-23*
	3FG Att.	14	vs. UAPB	12-10-23
	FT Made	9	at A-State	11-17-23*
	FT Att.	13	vs. ULM	11-7-23
	Off. Reb.	2	vs. UAPB	12-10-23*
	Def. Reb.	6	vs. UIC	12-21-23
	Rebounds	6	vs. UIC	12-21-23*
	Assists	4	vs. UIW	12-31-23
	Blocks	1	at Kentucky	1-4-24*
	Steals	2	at Kentucky	1-4-24
	Minutes	40	at Kentucky	1-4-24*

CAREER HIGHS	Points	34	at A-State	11-17-23
	FG Made	12	vs. LA Tech	12-7-23*
	FG Att.	24	vs. UIC	12-21-23
	3FG Made	6	vvs. UIC	12-21-23*
	3FG Att.	14	vs. UAPB	12-10-23
	FT Made	9	at A-State	11-17-23*
	FT Att.	13	vs. ULM	11-7-23
	Off. Reb.	2	vs. UAPB	12-10-23*
	Def. Reb.	6	vs. UIC	12-21-23
	Rebounds	6	vs. UIC	12-21-23*
	Assists	4	vs. UIW	12-31-23
	Blocks	1	at Kentucky	1-4-24*
	Steals	2	at Kentucky	1-4-24
	Minutes	40	at Kentucky	1-4-24*

SEC HIGHS	Points	11	at Kentucky	1-4-24
	FG Made	5	at Kentucky	1-4-24
	FG Att.	16	at Kentucky	1-4-24
	3FG Made	1	at Kentucky	1-4-24
	3FG Att.	8	at Kentucky	1-4-24
	FT Made	N/A		
	FT Att.	N/A		
	Off. Reb.	N/A		
	Def. Reb.	3	at Kentucky	1-4-24
	Rebounds	3	at Kentucky	1-4-24
	Assists	N/A		
	Blocks	1	at Kentucky	1-4-24
	Steals	2	at Kentucky	1-4-24
	Minutes	40	at Kentucky	1-4-24

NOTABLES	Stat	23-24	Career
	Double Figure Pts	15	15
	Double Figure Rebs	-	-
	Double-Doubles	-	-
	5+ Assists	-	-
	3+ Blocks	-	-
	3+ Steals	-	-
	Led Team in Pts	13	13
	Led Team in Reb	-	-
	20+ Points	10	10
	30+ Points	2	2

\* Most Recent

GAME NOTES

- Out for last six games due to back injury with status remaining day-to-day
- Named to West Palm Beach Classic All-Tournament Team, averaging 21.5 PPG vs. Illinois and UIC
- Matched program record of five SEC Freshman of the Week awards just seven weeks into the season
- Was pacing the SEC in scoring (22.3) and minutes/gm (36.3), as well as third in field goal attempts (288) and free throw makes (74), fifth in free throw attempts (90) and ninth in field goal makes (121)
- In NCAA, was in the top 10 in points/gm before missing a stretch of games and 17th in minutes/gm
- Her 356 points is higher than Kelsey Plum (295) & Chelsea Dungee (280) through their first 16 games
- No. 11 ranked player in the 2023 HoopGurlz Recruiting Rankings – ESPNW 100 and five-star prospect
- McDonald's All-American, Gatorade Florida Girls Basketball Player of the Year & Florida Dairy Farmers Miss Basketball
- Finished high school with 2,735 points, which is third most points by a NE Florida girls basketball player
- Led the country in scoring for the majority of the year during her senior year with an incredible 36.2 points, 9.2 rebounds, 4.8 assists and 3.0 steals per game at St. Johns Country Day

FASTBREAK WITH TALIAH SCOTT

- Daughter of Derrick and Marika Scott
- Her dad played basketball at UNF
- Majoring in psychology
- Was nine when she started playing basketball and seeing her brother play inspired her to do so, while she was doing gymnastics at the time
- Shot her first 3-pointer ever at an Orlando Magic game family shooting contest
- Dedicating this season to her best friend, Mike, who passed away a couple years ago

#0 SCOTT, Taliah

Opponent	Date	GS	MIN	Total		3-Pointers		Free throws		Rebounds			PF	A	TO	BLK	STL	PTS	AVG		
				FG-FGA	PCT	3FG-3FGA	PCT	FT-FTA	PCT	OFF	DEF	TOT								AVG	
ULM	11/07/2023	*	32:13	9-20	.450	2-8	.250	9-13	.692	1	5	6	6.0	2	1	2	0	29	29.0		
Murray St.	11/10/2023	*	34:30	9-20	.450	0-4	.000	7-7	1.000	0	3	3	4.5	0	1	5	0	25	27.0		
Little Rock	11/14/2023	*	28:50	6-11	.545	1-4	.250	5-6	.833	1	2	3	4.0	1	0	4	0	18	24.0		
at Arkansas St.	11/17/2023	*	40:00	12-21	.571	1-9	.111	9-9	1.000	2	3	5	4.3	2	2	9	0	1	34	26.5	
Central Ark.	11/20/2023	*	35:55	7-17	.412	0-3	.000	3-3	1.000	0	4	4	4.2	2	3	3	0	0	17	24.6	
vs Wisconsin	11/24/2023	*	37:56	6-20	.300	4-12	.333	2-2	1.000	0	5	5	4.3	1	1	1	0	1	18	23.5	
vs Marquette	11/25/2023	*	35:09	6-14	.429	2-7	.286	7-8	.875	0	3	3	4.1	3	0	2	0	0	21	23.1	
at Florida St.	11/30/2023	*	33:56	8-21	.381	4-13	.308	4-4	1.000	0	4	4	4.1	2	2	2	0	0	24	23.3	
UCLA	12/03/2023	*	38:55	6-21	.286	3-7	.429	8-9	.889	0	2	2	3.9	1	1	4	0	1	23	23.2	
Louisiana Tech	12/07/2023	*	31:00	12-16	.750	5-8	.625	0-4	.000	0	2	2	3.7	1	1	3	0	1	29	23.8	
Ark.-Pine Bluff	12/10/2023	*	40:00	9-20	.450	6-14	.429	7-8	.875	2	4	6	3.9	3	2	7	0	0	31	24.5	
Samford	12/16/2023	*	36:54	2-12	.167	0-5	.000	5-9	.556	0	0	0	3.6	2	3	3	1	1	9	23.2	
vs Illinois	12/20/2023	*	37:55	7-15	.467	1-6	.167	2-2	1.000	1	0	1	3.4	3	1	3	0	0	17	22.7	
vs UIC	12/21/2023	*	40:00	9-24	.375	6-12	.500	2-2	1.000	0	6	6	3.6	2	2	0	0	0	26	22.9	
UIW	12/31/2023	*	37:56	8-20	.400	4-12	.333	4-4	1.000	0	3	3	3.5	1	4	7	0	0	24	23.0	
at Kentucky	01/04/2024	*	39:59	5-16	.313	1-8	.125	0-0	.000	0	3	3	3.5	4	0	4	1	2	11	22.3	
Totals			16	581:09	121-288	.420	40-132	.303	74-90	.822	7	49	56	3.5	30	23	59	2	7	356	22.3

Player Averages

Games Played	Minutes/game	Points/game	FG Pct	3FG Pct	FT Pct	Rebounds/game	Assists/game	Turnovers/game	Assist/Turnover ratio	Steals/game	Blocks/game
16	36.3	22.3	42.0	30.3	82.2	3.5	1.4	3.7	0.4	0.4	0.1

CAREER STATISTICS

				Field Goals		3-Point		F-Throws		Rebounds									Scoring	
SEASON	TEAM	GP-GS	MIN/AVG	FG-FGA	FG%	3FG-3FGA	3FG%	FT-FTA	FT%	OFF	DEF	TOT	AVG	PF-FO	A	TO	BLK	STL	PTS	AVG
2023-24	Ark	16-16	581/36.3	121-288	.420	40-132	.303	74-90	.822	7	49	56	3.5	30-0	23	59	2	7	356	22.3
TOTAL		16-16	581/36.3	121-288	.420	40-132	.303	74-90	.822	7	49	56	3.5	30-0	23	59	2	7	356	22.3





## 2 Samara Spencer | Jr. | 5-7 | G | Fort Lauderdale, Fla. (St. Thomas Aquinas HS)

### SPENCER BENCHMARK STATS

#### SEASON HIGHS

Points	31	at Alabama	1-14-24
FG Made	11	at Alabama	1-14-24
FG Att.	29	at Alabama	1-14-24
3FG Made	3	at #10/9 LSU	1-21-24*
3FG Att.	11	vs. Wisconsin	11-24-23
FT Made	10	vs. ULM	11-7-23
FT Att.	14	at Kentucky	1-4-24
Off. Reb.	2	at Alabama	1-14-24*
Def. Reb.	12	at Alabama	1-14-24
Rebounds	14	at Alabama	1-14-24
Assists	7	at #10/9 LSU	1-21-24*
Blocks	2	vs. Marquette	11-25-23
Steals	3	at #10/9 LSU	1-21-24*
Minutes	39	vs. Miss. State	1-11-24*

#### CAREER HIGHS

Points	32	vs. Oral Roberts	12-4-22
FG Made	11	at Alabama	1-14-24
FG Att.	29	at Alabama	1-14-24
3FG Made	6	vs. Oral Roberts	12-4-22
3FG Att.	11	vs. Wisconsin	11-24-23*
FT Made	10	vs. ULM	11-7-23
FT Att.	16	vs. Lamar	12-8-22
Off. Reb.	2	at Alabama	1-14-24*
Def. Reb.	12	at Alabama	1-14-24
Rebounds	14	at Alabama	1-14-24
Assists	11	vs. LA Tech	3-16-23
Blocks	2	vs. Marquette	11-25-23*
Steals	4	vs. NAU	11-24-22*
Minutes	43	vs. Ole Miss	1-29-23*

#### SEC HIGHS

Points	31	at Alabama	1-14-24
FG Made	11	at Alabama	1-14-24
FG Att.	29	at Alabama	1-14-24
3FG Made	5	vs. Miss. State	1-23-22
3FG Att.	8	vs. Texas A&M	2-26-23*
FT Made	9	at Kentucky	1-4-24
FT Att.	14	at Kentucky	1-4-24
Off. Reb.	2	at Alabama	1-14-24*
Def. Reb.	12	at Alabama	1-14-24
Rebounds	14	at Alabama	1-14-24
Assists	9	vs. Tennessee	2-16-23
Blocks	2	vs. Missouri	3-2-23
Steals	3	at #10/9 LSU	1-21-24*
Minutes	43	vs. Ole Miss	1-29-23*

#### NOTABLES

Stat	21-22	22-23	23-24	Career
Double Figure Pts	20	27	16	63
Double Figure Rebs	-	-	1	1
Double-Doubles	-	2	1	3
5+ Assists	5	13	7	25
3+ Blocks	-	-	-	-
3+ Steals	2	4	2	8
Led Team in Pts	5	14	5	24
Led Team in Reb	1	2	2	5
20+ Points	3	8	5	16
30+ Points	-	1	1	2

\* Most Recent

### GAME NOTES

- Coming off 13 points (4-of-8 shooting) w/ six rebounds and assists, and drew nine fouls at Missouri
  - Registered third career double-double w/ 31 points & 14 rebounds w/ three assists at Alabama
  - Tied a game-high 17 points with the game-winning assist vs. Illinois at the West Palm Beach Classic
  - Became 33rd member of the 1K club at Arkansas, sixth in the Mike Neighbors era at No. 15 Florida State
  - Ranks second in free throw makes (84), free throw attempts (112) & minutes/gm (33.4) in the SEC, & in league games, sits fifth in scoring (18.6), sixth in assists/gm (4.7) & 11th in rebounds/gm (7.0)
  - Among active SEC players, fourth in assists (329), which is 13th most in school history and eighth in scoring (1,219), being one of 12 in the league with over 1,000 career points at an SEC school
  - Leading returning scorer with 14.4 PPG and a team-leading 154 assists last season
  - Logged a near triple-double with 14 points, 11 assists and six rebounds vs. LA Tech in WNIT First Round
  - 2022 SEC Freshman of the Year
- ### FASTBREAK WITH SAMARA SPENCER
- Majoring in recreation and sport management
  - Realized she wanted to play basketball when she saw her was watching a Tennessee WBB game when she was 7
  - Loves to take pictures as a hobby
  - Wears #2 because it's her favorite number
  - Most notable skills on court: speed and IQ
  - Proudest accomplishment in basketball: winning SEC Freshman of the Year

### #2 SPENCER, Samara

Opponent	Date	GS	MIN	Total		3-Pointers		Free throws		Rebounds				PF	A	TO	BLK	STL	PTS	AVG	
				FG-FGA	PCT	3FG-3FGA	PCT	FT-FTA	PCT	OFF	DEF	TOT	AVG								
ULM	11/07/2023	*	30:29	3-7	.429	0-1	.000	10-12	.833	1	7	8	8.0	0	2	5	0	1	16	16.0	
Murray St.	11/10/2023	*	38:09	4-9	.444	2-5	.400	1-2	.500	0	5	5	6.5	2	7	4	0	0	11	13.5	
Little Rock	11/14/2023	*	25:00	3-8	.375	0-3	.000	0-0	.000	0	2	2	5.0	0	5	0	0	1	6	11.0	
at Arkansas St.	11/17/2023	*	31:42	3-6	.500	0-2	.000	3-3	1.000	0	3	3	4.5	2	3	1	0	2	9	10.5	
Central Ark.	11/20/2023	*	23:16	5-9	.556	2-4	.500	4-4	1.000	0	2	2	4.0	0	1	1	0	1	16	11.6	
vs Wisconsin	11/24/2023	*	35:15	3-17	.176	3-11	.273	4-6	.667	1	5	6	4.3	1	2	3	1	2	13	11.8	
vs Marquette	11/25/2023	*	32:44	2-8	.250	1-3	.333	3-5	.600	0	2	2	4.0	1	3	3	2	1	8	11.3	
at Florida St.	11/30/2023	*	37:34	5-15	.333	3-7	.429	2-2	1.000	0	1	1	3.6	1	6	2	0	0	15	11.8	
UCLA	12/03/2023	*	21:41	1-4	.250	0-0	.000	0-0	.000	0	2	2	3.4	3	1	2	0	3	2	10.7	
Louisiana Tech	12/07/2023	*	29:24	7-12	.583	3-8	.375	3-6	.500	1	7	8	3.9	0	6	3	0	2	20	11.6	
Ark.-Pine Bluff	12/10/2023	*	33:05	1-11	.091	1-4	.250	1-2	.500	1	7	8	4.3	5	1	2	0	2	4	10.9	
Samford	12/16/2023	*	35:18	7-12	.583	0-2	.000	6-8	.750	0	5	5	4.3	1	4	1	0	0	20	11.7	
vs Illinois	12/20/2023	*	35:15	7-19	.368	2-7	.286	1-4	.250	0	4	4	4.3	2	1	4	0	1	17	12.1	
vs UIC	12/21/2023	*	37:52	3-14	.214	2-6	.333	5-6	.833	0	0	0	4.0	0	2	3	0	0	13	12.1	
UIW	12/31/2023	*	30:16	3-5	.600	1-3	.333	2-3	.667	1	2	3	3.9	2	2	1	0	2	9	11.9	
at Kentucky	01/04/2024	*	39:15	8-17	.471	0-2	.000	9-14	.643	2	5	7	4.1	2	3	4	0	2	25	12.8	
Georgia	01/07/2024	*	37:37	4-15	.267	2-6	.333	5-5	1.000	1	5	6	4.2	1	4	3	0	1	15	12.9	
Mississippi St.	01/11/2024	*	38:45	5-20	.250	1-7	.143	2-2	1.000	1	3	4	4.2	0	6	2	0	0	13	12.9	
at Alabama	01/14/2024	*	39:24	11-29	.379	2-7	.286	7-8	.875	2	12	14	4.7	3	3	7	0	2	31	13.8	
at LSU	01/21/2024	*	35:26	5-22	.227	3-9	.333	7-8	.875	0	5	5	4.8	4	7	3	0	3	20	14.2	
Kentucky	01/25/2024	*	29:29	4-15	.267	1-5	.200	4-4	1.000	1	6	7	4.9	5	4	3	0	1	13	14.1	
at Missouri	01/28/2024	*	38:51	4-8	.500	0-2	.000	5-8	.625	0	6	6	4.9	2	6	6	0	1	13	14.0	
Totals			22	735:46	98-282	.348	29-104	.279	84-112	.750	12	96	108	4.9	37	79	63	3	28	309	14.0

### Player Averages

Games Played	Minutes/game	Points/game	FG Pct	3FG Pct	FT Pct	Rebounds/game	Assists/game	Turnovers/game	Assist/Turnover ratio	Steals/game	Blocks/game
22	33.4	14.0	34.8	27.9	75.0	4.9	3.6	2.9	1.3	1.3	0.1

### CAREER STATISTICS

			Field Goals		3-Point		F-Throws		Rebounds										Scoring	
SEASON	TEAM	GP-GS	MIN/AVG	FG-FGA	FG%	3FG-3FGA	3FG%	FT-FTA	FT%	OFF	DEF	TOT	AVG	PF-FO	A	TO	BLK	STL	PTS	AVG
2021-22	Ark	31-27	930/30.0	138-325	.425	44-128	.344	59-98	.602	18	96	114	3.7	49-0	96	82	8	36	379	12.2
2022-23	Ark	37-37	1256/33.9	183-459	.399	65-201	.323	100-182	.549	6	133	139	3.8	70-2	154	112	10	41	531	14.4
2023-24	Ark	22-22	736/33.4	98-282	.348	29-104	.279	84-112	.750	12	96	108	4.9	37-2	79	63	3	28	309	14.0
TOTAL		90-86	2922/32.5	419-1066	.393	138-433	.319	243-392	.620	36	325	361	4.0	156-4	329	257	21	105	1219	13.5



4 Saylor Poffenbarger | R-So. | 6-2 | G | Middletown, Conn. (Middletown HS | UConn)

POFFENBARGER BENCHMARK STATS

SEASON HIGHS	Points	24	at Missouri	1-28-24
	FG Made	8	at Missouri	1-28-24
	FG Att.	18	at #15 FSU	11-30-23
	3FG Made	8	at Missouri	1-28-24
	3FG Att.	12	at #15 FSU	11-30-23
	FT Made	5	at Kentucky	1-4-24*
	FT Att.	6	at Kentucky	1-4-24
	Off. Reb.	5	at Alabama	1-14-24*
	Def. Reb.	19	at #15 FSU	11-30-23
	Rebounds	23	at #15 FSU	11-30-23
	Assists	4	avs. Georgia	1-7-24*
	Blocks	5	vs. UAPB	12-10-23
	Steals	5	vs. UIC	12-21-23*
	Minutes	40	vs. Miss. State	1-11-24*

CAREER HIGHS	Points	24	at Missouri	1-28-24*
	FG Made	8	at Missouri	1-28-24*
	FG Att.	18	at #15 FSU	11-30-23
	3FG Made	8	at Missouri	1-28-24
	3FG Att.	12	at #15 FSU	11-30-23
	FT Made	6	at Missouri	1-8-23
	FT Att.	7	at Missouri	1-8-23
	Off. Reb.	5	at Alabama	1-14-24*
	Def. Reb.	19	at #15 FSU	11-30-23
	Rebounds	23	at #15 FSU	11-30-23
	Assists	6	vs. #25 K-State	11-26-22
	Blocks	5	vs. UAPB	12-10-23
	Steals	5	vs. UIC	12-21-23*
	Minutes	43	vs. Ole Miss	1-29-23

SEC HIGHS	Points	24	at Missouri	1-28-24*
	FG Made	8	at Missouri	1-28-24*
	FG Att.	17	at Kentucky	1-1-23
	3FG Made	8	at Missouri	1-28-24
	3FG Att.	11	at Missouri	1-28-24
	FT Made	7	vs. Vanderbilt	1-16-23
	FT Att.	8	vs. Vanderbilt	1-16-23
	Off. Reb.	5	at Alabama	1-14-24
	Def. Reb.	13	vs. Georgia	1-7-24*
	Rebounds	17	vs. Georgia	1-7-24
	Assists	5	vs. Texas A&M	2-26-23
	Blocks	3	at #10/9 LSU	1-21-24*
	Steals	3	at Kentucky	1-4-24
	Minutes	43	vs. Ole Miss	1-29-23

NOTABLES	Stat	22-23	23-24	Career
	Double Figure Pts	13	11	24
	Double Figure Rebs	9	14	23
	20+ Rebounds	-	2	2
	Double-Doubles	4	6	10
	5+ Assists	6	-	6
	3+ Blocks	2	5	7
	3+ Steals	-	5	5
	Led Team in Pts	4	2	6
	Led Team in Reb	15	17	32
	20+ Points	2	1	3
	30+ Points	-	-	-
	* Most Recent			

GAME NOTES

- Matched career-high 24 points off eight 3-pointers, second most in a game in school history, w/ nine rebounds on her mother's Alumni Weekend at Missouri
- Surpassed 500 career rebounds in just 57 career games
- Had sixth double-double this season with 15 points and 17 rebounds w/ four assists vs. Georgia
- Broke the school record for single-game rebounds with 23 at No. 15 Florida State
- Only player in Arkansas history to log four 19+ rebound games in a career (done all this season)
- Leads SEC in defensive rebounds/gm (9.8), second in rebounds/gm (12.1) & fifth in 3-pointers/gm (2.0)
- In the NCAA, No. 2 in def. rebounds/gm & No. 3 rebounds/gm & total rebounds (255)
- Has logged 19 more offensive rebounds in 20 games this year (49) than she had all 2022-23 (30)
- Sits No. 4 in single-season def. rebounds (206) & No. 6 in career def. rebounds (431) in school history
- Named to SEC All-Freshman Team and tied school record with five SEC Freshman of the Week awards
- Tallied career-high 24 points at Missouri and later had 23 vs. No. 1 South Carolina in SEC Tournament
- Transferred to Arkansas midyear during 2021-22 season from UConn

FASTBREAK WITH SAYLOR POFFENBARGER

- Majoring in communication
- Switched to No. 4 this season to honor her brother, Fordham, who passed away when he was 4
- Also playing for Ella Bresee, her best friend who passed away from brain cancer
- Comes from an athletic family: mother, Amy, played basketball at Missouri and was a huge influence on Saylor's basketball journey, and three of her brothers play quarterback: Reese - starting quarterback for Albany, Brittin - sophomore in HS football and Higgins -fifth grade football player
- Played against teammate Makayla Daniels a few times in high school, growing up 10 miles from her
- Favorite movie: Legally Blonde

#4 POFFENBARGER, Saylor

Opponent	Date	GS	MIN	Total		3-Pointers		Free throws		Rebounds				PF	A	TO	BLK	STL	PTS	AVG	
				FG	PCT	3FG	PCT	FT	PCT	OFF	DEF	TOT	AVG								
ULM	11/07/2023	*	37:51	3-12	.250	0-5	.000	1-2	.500	3	18	21	21.0	1	2	1	1	7	7.0		
Murray St.	11/10/2023	*	31:57	4-9	.444	0-2	.000	2-4	.500	1	11	12	16.5	3	3	3	3	10	8.5		
Little Rock	11/14/2023	*	24:09	3-8	.375	2-4	.500	4-4	1.000	1	7	8	13.7	1	1	0	2	1	12	9.7	
at Arkansas St.	11/17/2023	*	29:48	4-10	.400	1-5	.200	0-0	.000	4	10	14	13.8	2	4	1	0	0	9	9.5	
Central Ark.	11/20/2023	*	26:47	6-10	.600	3-4	.750	2-2	1.000	1	5	6	12.2	1	0	0	1	2	17	11.0	
vs Wisconsin	11/24/2023	*	32:28	2-8	.250	0-4	.000	0-4	.000	3	7	10	11.8	1	2	1	1	3	4	9.8	
vs Marquette	11/25/2023	*	23:55	5-11	.455	3-7	.429	0-0	.000	1	6	7	11.1	1	2	1	2	0	13	10.3	
at Florida St.	11/30/2023	*	37:43	4-18	.222	4-12	.333	1-2	.500	4	19	23	12.6	2	2	1	3	2	13	10.6	
UCLA	12/03/2023	*	28:23	5-13	.385	2-4	.500	0-0	.000	1	6	7	12.0	0	0	2	1	1	12	10.8	
Louisiana Tech	12/07/2023	*	21:33	5-11	.455	2-3	.667	0-0	.000	2	9	11	11.9	0	2	2	0	5	12	10.9	
Ark.-Pine Bluff	12/10/2023	*	39:09	4-15	.267	4-9	.444	1-2	.500	2	8	10	11.7	2	3	2	5	2	13	11.1	
Samford	12/16/2023	*	31:23	0-5	.000	0-4	.000	2-3	.667	3	10	13	11.8	2	1	2	0	1	2	10.3	
vs Illinois	12/20/2023	*	37:09	2-7	.286	1-4	.250	3-5	.600	5	14	19	12.4	3	2	0	2	1	8	10.2	
vs UIC	12/21/2023	*	37:52	6-7	.857	2-3	.667	3-3	1.000	2	9	11	12.3	1	1	1	1	5	17	10.6	
UIW	12/31/2023	*	27:57	2-11	.182	1-6	.167	4-4	1.000	2	17	19	12.7	1	2	4	0	0	9	10.5	
at Kentucky	01/04/2024	*	40:00	2-11	.182	0-5	.000	5-6	.833	2	13	15	12.9	3	1	4	3	3	9	10.4	
Georgia	01/07/2024	*	35:01	5-12	.417	4-6	.667	1-2	.500	4	13	17	13.1	3	4	2	0	1	15	10.7	
Mississippi St.	01/11/2024	*	40:00	3-13	.231	3-9	.333	0-0	.000	2	5	7	12.8	0	3	1	2	1	9	10.6	
at Alabama	01/14/2024	*	34:31	4-12	.333	1-5	.200	0-0	.000	5	9	14	12.8	0	3	2	1	1	9	10.5	
at LSU	01/21/2024	*	15:12	1-4	.250	0-2	.000	0-0	.000	1	1	2	12.3	4	0	0	3	0	2	10.1	
at Missouri	01/28/2024	*	37:42	8-13	.615	8-11	.727	0-0	.000	0	9	9	12.1	3	2	4	0	1	24	10.8	
Totals			21	670:31	78-220	.355	41-114	.360	29-43	.674	49	206	255	12.1	37	36	35	31	34	226	10.8

Player Averages

Games Played	Minutes/game	Points/game	FG Pct	3FG Pct	FT Pct	Rebounds/game	Assists/game	Turnovers/game	Assist/Turnover ratio	Steals/game	Blocks/game
21	31.9	10.8	35.5	36.0	67.4	12.1	1.7	1.7	1.0	1.6	1.5

CAREER STATISTICS

SEASON	TEAM	GP-GS	MIN/AVG	Field Goals		3-Point		F-Throws		Rebounds				Scoring						
				FG-FGA	FG%	3FG-3FGA	3FG%	FT-FTA	FT%	OFF	DEF	TOT	AVG	PF-FO	A	TO	BLK	STL	PTS	AVG
2020-21	UConn	12-0	33/2.7	2-15	.133	1-11	.091	1-1	1.000	1	3	4	0.3	2-0	0	0	1	0	6	0.5
2022-23	Ark	37-37	1190/32.2	109-329	.331	36-157	.229	62-88	.705	30	225	255	6.9	87-3	89	76	40	20	316	8.5
2023-24	Ark	21-21	671/31.9	78-220	.355	41-114	.360	29-43	.674	49	206	255	12.1	37-0	36	35	31	34	226	10.8
TOTAL FOR Ark		58-58	1861/32.1	187-549	.341	77-271	.284	91-131	.695	79	431	510	8.8	124-3	125	111	71	54	542	9.3
TOTAL		70-58	1894/27.1	189-564	.335	78-282	.277	92-132	.697	80	434	514	7.3	126-3	125	111	72	54	548	7.8





8 Bea Franklin | Gr. | 5-10 | G | Seattle, Wash. (Seattle Prep)

FRANKLIN BENCHMARK STATS

SEASON HIGHS

Points	N/A		
FG Made	N/A		
FG Att.	1	vs. LA Tech	12-7-23
3FG Made	N/A		
3FG Att.	N/A		
FT Made	N/A		
FT Att.	N/A		
Off. Reb.	1	vs. LA Tech	12-7-23
Def. Reb.	N/A		
Rebounds	1	vs. LA Tech	12-7-23
Assists	N/A		
Blocks	N/A		
Steals	N/A		
Minutes	5	vs. LA Tech	12-7-23

CAREER HIGHS

Points	N/A		
FG Made	N/A		
FG Att.	1	vs. LA Tech	12-7-23
3FG Made	N/A		
3FG Att.	N/A		
FT Made	N/A		
FT Att.	N/A		
Off. Reb.	1	vs. LA Tech	12-7-23
Def. Reb.	N/A		
Rebounds	1	vs. LA Tech	12-7-23
Assists	N/A		
Blocks	N/A		
Steals	N/A		
Minutes	5	vs. LA Tech	12-7-23

SEC HIGHS

Points	N/A		
FG Made	N/A		
FG Att.	N/A		
3FG Made	N/A		
3FG Att.	N/A		
FT Made	N/A		
FT Att.	N/A		
Off. Reb.	N/A		
Def. Reb.	N/A		
Rebounds	N/A		
Assists	N/A		
Blocks	N/A		
Steals	N/A		
Minutes	2	vs. Georgia	1-7-24

NOTABLES

Stat	23-24	Career
Double Figure Pts	-	-
Double Figure Rebs	-	-
Double-Doubles	-	-
5+ Assists	-	-
3+ Blocks	-	-
3+ Steals	-	-
Led Team in Pts	-	-
Led Team in Reb	-	-
20+ Points	-	-
30+ Points	-	-

\* Most Recent

GAME NOTES

- Will be away from the team for a few weeks to attend training camp for the Chicago Red Stars, the franchise who drafted her in the third round, No. 41 overall, in the NWSL Draft
- Made SEC debut on the basketball court, logging nearly 2.5 minutes vs. Georgia
- Logged first collegiate basketball appearance vs. LA Tech, pulling down an offensive board in five minutes
- Three-sport athlete in high school with soccer, basketball and tennis
- Led Seattle Prep to a 20-9 record, 12-4 in 3A Metro Girls Basketball standings in 2016-17
- During the 2016-17 season, averaged 9.9 points, 4.6 rebounds, 4.1 assists & 1.5 steals per game
- On the soccer pitch, tabbed 2023 SEC Midfielder of the Year and SEC Scholar-Athlete of the Year
- Named All-American in her graduate season, leading Hogs in goals (9), assists (9) and points
- Two-time All-SEC Team recipient and All-Tournament Team honoree for Arkansas soccer
- Served as Student-Athlete Advisory Committee President in 2022-23

DUAL SPORT WBB STUDENT-ATHLETES IN NCAA

- Anaya Brown – track & field and basketball at UT Martin
- Nadiyah Byard – track & field (high jump) and basketball at App State
- Maggie Pina – field hockey and basketball at BU, now at Northwestern
- Tori Tollefson – softball and basketball at South Dakota State

#8 FRANKLIN, Bea

Opponent	Date	GS	MIN	Total		3-Pointers		Free throws		Rebounds				PF	A	TO	BLK	STL	PTS	AVG
				FG-FGA	PCT	3FG-3FGA	PCT	FT-FTA	PCT	OFF	DEF	TOT	AVG							
Louisiana Tech	12/07/2023		05:13	0-1	.000	0-0	.000	0-0	.000	1	0	1	1.0	0	0	0	0	0	0	0.0
UIW	12/31/2023		01:06	0-0	.000	0-0	.000	0-0	.000	0	0	0	0.5	1	0	0	0	0	0	0.0
Georgia	01/07/2024		02:23	0-0	.000	0-0	.000	0-0	.000	0	0	0	0.3	0	0	1	0	0	0	0.0
Totals			0 08:42	0-1	.000	0-0	.000	0-0	.000	1	0	1	0.3	1	0	1	0	0	0	0.0

Player Averages

Games Played	Minutes/ game	Points/ game	FG Pct	3FG Pct	FT Pct	Rebounds/ game	Assists/ game	Turnovers/ game	Assist/Turnover ratio	Steals/ game	Blocks/ game
3	2.9	0.0	0.0	0.0	0.0	0.3	0.0	0.3	0.0	0.0	0.0

CAREER STATISTICS

				Field Goals		3-Point		F-Throws		Rebounds				Scoring						
SEASON	TEAM	GP-GS	MIN/AVG	FG-FGA	FG%	3FG-3FGA	3FG%	FT-FTA	FT%	OFF	DEF	TOT	AVG	PF-FO	A	TO	BLK	STL	PTS	AVG
2023-24	Ark	3-0	9/2.9	0-1	.000	0-0	.000	0-0	.000	1	0	1	0.3	1-0	0	1	0	0	0	0.0
TOTAL		3-0	9/2.9	0-1	.000	0-0	.000	0-0	.000	1	0	1	0.3	1-0	0	1	0	0	0	0.0



10 Cristina Sanchez Cerqueira | Fr. | 6-1 | F | Granada, Spain (Segle XXI)

SANCHEZ BENCHMARK STATS

SEASON HIGHS	Points	2	vs. Kentucky	1-25-24*
	FG Made	1	vs. Kentucky	1-25-24*
	FG Att.	3	vs. Marquette	11-25-23
	3FG Made	N/A		
	3FG Att.	1	at Kentucky	1-4-24*
	FT Made	1	vs. Little Rock	11-14-23
	FT Att.	2	vs. Little Rock	11-14-23
	Off. Reb.	2	vs. Little Rock	11-14-23
	Def. Reb.	2	vs. UIW	12-31-23*
	Rebounds	3	vs. UIW	12-31-23
	Assists	1	vs. Murray State	11-10-23
	Blocks	1	vs. Georgia	1-7-24*
	Steals	N/A		
	Minutes	11	vs. LA Tech	12-7-23

CAREER HIGHS	Points	2	vs. Kentucky	1-25-24*
	FG Made	1	vs. Kentucky	1-25-24*
	FG Att.	3	vs. Marquette	11-25-23
	3FG Made	N/A		
	3FG Att.	1	at Kentucky	1-4-24*
	FT Made	1	vs. Little Rock	11-14-23
	FT Att.	2	vs. Little Rock	11-14-23
	Off. Reb.	2	vs. Little Rock	11-14-23
	Def. Reb.	2	vs. UIW	12-31-23*
	Rebounds	3	vs. UIW	12-31-23
	Assists	1	vs. Murray State	11-10-23
	Blocks	1	vs. Little Rock	11-14-23
	Steals	N/A		
	Minutes	11	vs. LA Tech	12-7-23

SEC HIGHS	Points	2	vs. Kentucky	1-25-24
	FG Made	1	vs. Kentucky	1-25-24
	FG Att.	1	vs. Kentucky	1-25-24*
	3FG Made	N/A		
	3FG Att.	1	at Kentucky	1-4-24
	FT Made	N/A		
	FT Att.	N/A		
	Off. Reb.	N/A		
	Def. Reb.	1	vs. Kentucky	1-25-24*
	Rebounds	1	vs. Kentucky	1-25-24*
	Assists	N/A		
	Blocks	1	vs. Georgia	1-7-24
	Steals	N/A		
	Minutes	3	at Kentucky	1-4-24

NOTABLES	Stat	23-24	Career
	Double Figure Pts	-	-
	Double Figure Rebs	-	-
	Double-Doubles	-	-
	5+ Assists	-	-
	3+ Blocks	-	-
	3+ Steals	-	-
	Led Team in Pts	-	-
	Led Team in Reb	-	-
	20+ Points	-	-
	30+ Points	-	-

\* Most Recent

GAME NOTES

- In her fourth SEC game appearance, logged two points & one board in nearly two minutes vs. Kentucky
- Scored first collegiate field goal vs. Marquette at the Fort Myers Tip-Off
- A member of the Spanish National Team
- Played at FIBA U18 3x3 World Cup in Hungary and the European Youth Olympic Festival 3x3 in Slovenia
- With Segle XXI, played in 26 games during the 2022-23 season, averaging 6.4 points, 5.4 rebounds and 1.3 steals per game
- Efficient rebounder with Segle XXI, logging 15 games with 5+ rebounds
- Earned gold and silver medals at the Andalucian Cup U14
- Chosen to the Andalucias Team three times and won a silver and bronze medal at the nationals cup

FASTBREAK WITH CRISTINA SANCHEZ CERQUEIRA

- Daughter of Peque and Felix and has a little brother
- Her parents both played basketball and inspire her the most
- Majoring in kinesiology
- She was 13 when she first started playing basketball and was a gymnast before that until she was getting too tall
- Loves going to Jenna Lawrences' family's house for dinner
- Favorite professional team is FCB (Barcelona) and favorite professional athlete is Rafa Nadal

#10 SÁNCHEZ CERQUEIRA, Cristina

Opponent	Date	GS	MIN	Total		3-Pointers		Free throws		Rebounds				PF	A	TO	BLK	STL	PTS	AVG
				FG-FGA	PCT	3FG-3FGA	PCT	FT-FTA	PCT	OFF	DEF	TOT	AVG							
ULM	11/07/2023		02:09	0-2	.000	0-0	.000	0-0	.000	1	1	2	2.0	0	0	0	0	0	0	0.0
Murray St.	11/10/2023		04:58	0-1	.000	0-0	.000	0-0	.000	0	2	2	2.0	2	1	0	0	0	0	0.0
Little Rock	11/14/2023		05:43	0-2	.000	0-0	.000	1-2	.500	2	0	2	2.0	0	0	0	1	0	1	0.3
Central Ark.	11/20/2023		06:27	0-0	.000	0-0	.000	0-0	.000	0	0	0	1.5	2	1	0	0	0	0	0.3
vs Marquette	11/25/2023		09:02	1-3	.333	0-1	.000	0-0	.000	1	0	1	1.4	0	0	3	0	0	2	0.6
UCLA	12/03/2023		03:39	0-0	.000	0-0	.000	0-0	.000	0	1	1	1.3	2	0	0	0	0	0	0.5
Louisiana Tech	12/07/2023		10:56	0-1	.000	0-0	.000	0-0	.000	0	2	2	1.4	2	0	0	0	0	0	0.4
Ark.-Pine Bluff	12/10/2023		05:59	0-0	.000	0-0	.000	0-0	.000	0	1	1	1.4	2	0	0	0	0	0	0.4
Samford	12/16/2023		03:14	1-1	1.000	0-0	.000	0-0	.000	0	1	1	1.3	0	0	0	0	0	2	0.6
vs Illinois	12/20/2023		04:03	0-2	.000	0-0	.000	0-0	.000	0	0	0	1.2	1	0	0	0	0	0	0.5
UIW	12/31/2023		05:21	1-2	.500	0-0	.000	0-0	.000	1	2	3	1.4	0	0	1	0	0	2	0.6
at Kentucky	01/04/2024		03:26	0-1	.000	0-1	.000	0-0	.000	0	0	0	1.3	0	0	1	0	0	0	0.6
Georgia	01/07/2024		02:23	0-0	.000	0-0	.000	0-0	.000	0	1	1	1.2	1	0	0	1	0	0	0.5
at LSU	01/21/2024		04:04	0-1	.000	0-0	.000	0-0	.000	0	1	1	1.2	0	0	0	0	0	0	0.5
Kentucky	01/25/2024		01:46	1-1	1.000	0-0	.000	0-0	.000	0	1	1	1.2	0	0	0	0	0	2	0.6
Totals		0	73:09	4-17	.235	0-2	.000	1-2	.500	5	13	18	1.2	12	2	5	2	0	9	0.6

Player Averages

Games Played	Minutes/ game	Points/ game	FG Pct	3FG Pct	FT Pct	Rebounds/ game	Assists/ game	Turnovers/ game	Assist/Turnover ratio	Steals/ game	Blocks/ game
15	4.9	0.6	23.5	0.0	50.0	1.2	0.1	0.3	0.4	0.0	0.1

CAREER STATISTICS

				Field Goals		3-Point		F-Throws		Rebounds				Scoring	
SEASON	TEAM	GP-GS	MIN/AVG	FG-FGA	FG%	3FG-3FGA	3FG%	FT-FTA	FT%	OFF	DEF	TOT	AVG	PF-FO	PTS AVG
2023-24	Ark	15-0	73/4.9	4-17	.235	0-2	.000	1-2	.500	5	13	18	1.2	12-0	9 0.6
TOTAL		15-0	73/4.9	4-17	.235	0-2	.000	1-2	.500	5	13	18	1.2	12-0	9 0.6



**20** Karley Johnson | So. | 5-9 | G | Oklahoma City, Okla. (Mustang HS)

### JOHNSON BENCHMARK STATS

#### SEASON HIGHS

Points	14	vs. Kentucky	1-25-24
FG Made	4	vs. Kentucky	1-25-24
FG Att.	7	at Missouri	1-28-24
3FG Made	2	vs. Kentucky	1-25-24
3FG Att.	4	at Missouri	1-28-24
FT Made	4	vs. Kentucky	1-25-24
FT Att.	6	vs. Kentucky	1-25-24
Off. Reb.	2	at Missouri	1-28-24*
Def. Reb.	4	vs. Kentucky	1-25-24
Rebounds	6	vs. Kentucky	1-25-24
Assists	1	vs. Kentucky	1-25-24*
Blocks	N/A		
Steals	1	vs. LA Tech	12-7-23*
Minutes	36	vs. Kentucky	1-25-24

#### CAREER HIGHS

Points	14	vs. Kentucky	1-25-24
FG Made	4	vs. Kentucky	1-25-24
FG Att.	7	at Missouri	1-28-24
3FG Made	2	vs. Kentucky	1-25-24
3FG Att.	4	at Missouri	1-28-24
FT Made	4	vs. Kentucky	1-25-24
FT Att.	6	vs. Kentucky	1-25-24
Off. Reb.	2	at Missouri	1-28-24*
Def. Reb.	4	vs. Kentucky	1-25-24
Rebounds	6	vs. Kentucky	1-25-24
Assists	1	vs. Kentucky	1-25-24*
Blocks	N/A		
Steals	1	vs. LA Tech	12-7-23*
Minutes	36	vs. Kentucky	1-25-24

#### SEC HIGHS

Points	14	vs. Kentucky	1-25-24
FG Made	4	vs. Kentucky	1-25-24
FG Att.	7	at Missouri	1-28-24
3FG Made	2	vs. Kentucky	1-25-24
3FG Att.	4	at Missouri	1-28-24
FT Made	4	vs. Kentucky	1-25-24
FT Att.	6	vs. Kentucky	1-25-24
Off. Reb.	2	at Missouri	1-28-24*
Def. Reb.	4	vs. Kentucky	1-25-24
Rebounds	6	vs. Kentucky	1-25-24
Assists	1	vs. Kentucky	1-25-24
Blocks	N/A		
Steals	N/A		
Minutes	36	vs. Kentucky	1-25-24

#### NOTABLES

Stat	22-23	23-24	Career
Double Figure Pts	-	1	1
Double Figure Rebs	-	-	-
Double-Doubles	-	-	-
5+ Assists	-	-	-
3+ Blocks	-	-	-
3+ Steals	-	-	-
Led Team in Pts	-	-	-
Led Team in Reb	-	-	-
20+ Points	-	-	-
30+ Points	-	-	-

\* Most Recent

### GAME NOTES

- Stepped up once again w/ seven points & three boards in 34.5 minutes played off the bench at Missouri
- Tallied career highs in points w/ 14, rebounds with six and minutes with 36 vs. Kentucky in first start
- Going into SEC play, averaged 0.8 points in 7.3 minutes/game in four appearances
- In the past three games, has logged 9.0 points/gm and 3.3 rebounds/gm in 29.1 minutes/gm
- Has played in six of the team's seven SEC games for 10 total game appearances this season
- Appeared in 10 games as a freshman in 2022-23
- Recognized as a 2022 McDonald's All-American nominee
- Tabbed a four-time Oklahoman's Super 5 Honorable Mention choice
- As a senior at Mustang, averaged 12.3 points, 4.3 rebounds and 3.1 assists per game

### FASTBREAK WITH KARLEY JOHNSON

- One of nine children
- Majoring in family science
- Wears #20 because her grandpa wore it
- Notes how much she loved how the staff treated her and her family during the recruiting process
- Pregame ritual: puts everything on left to right
- Has English bulldogs named Roxie and Gus and a cat named Toast

### #20 JOHNSON, Karley

		Total				3-Pointers		Free throws		Rebounds										
Opponent	Date	GS	MIN	FG-FGA	PCT	3FG-3FGA	PCT	FT-FTA	PCT	OFF	DEF	TOT	AVG	PF	A	TO	BLK	STL	PTS	AVG
Little Rock	11/14/2023		10:00	0-3	.000	0-1	.000	1-2	.500	2	0	2	2.0	0	0	0	0	1	1	1.0
vs Marquette	11/25/2023		04:09	0-0	.000	0-0	.000	0-0	.000	0	2	2	2.0	0	0	0	0	1	0	0.5
Louisiana Tech	12/07/2023		12:57	0-2	.000	0-0	.000	0-2	.000	1	1	2	2.0	2	1	0	0	1	0	0.3
UIW	12/31/2023		02:06	1-1	1.000	0-0	.000	0-0	.000	0	0	0	1.5	0	0	0	0	2	0.8	
at Kentucky	01/04/2024		00:01	0-0	.000	0-0	.000	0-0	.000	0	0	0	1.2	1	0	0	0	0	0	0.6
Georgia	01/07/2024		05:15	1-1	1.000	1-1	1.000	2-4	.500	0	1	1	1.2	0	0	1	0	0	5	1.3
at Alabama	01/14/2024		20:31	1-4	.250	0-2	.000	1-2	.500	2	0	2	1.3	3	0	0	0	0	3	1.6
at LSU	01/21/2024		17:13	2-6	.333	0-3	.000	2-2	1.000	1	0	1	1.3	2	0	0	0	0	6	2.1
Kentucky	01/25/2024	*	35:48	4-5	.800	2-3	.667	4-6	.667	2	4	6	1.8	3	1	1	0	0	14	3.4
at Missouri	01/28/2024		34:25	2-7	.286	1-4	.250	2-2	1.000	2	1	3	1.9	1	0	1	0	0	7	3.8
Totals		1	142:26	11-29	.379	4-14	.286	12-20	.600	10	9	19	1.9	12	2	3	0	3	38	3.3

### Player Averages

Games Played	Minutes/game	Points/game	FG Pct	3FG Pct	FT Pct	Rebounds/game	Assists/game	Turnovers/game	Assist/Turnover ratio	Steals/game	Blocks/game
10	14.2	3.8	37.9	28.6	60.0	1.9	0.2	0.3	0.7	0.3	0.0

### CAREER STATISTICS

SEASON	TEAM	GP-GS	MIN/AVG	Field Goals FG-FGA FG%	3-Point 3FG-3FGA 3FG%	F-Throws FT-FTA FT%	Rebounds OFF DEF TOT AVG	PF-FO	A	TO	BLK	STL	Scoring PTS AVG
2022-23	Ark	10-0	26/2.6	0-1 .000	0-0 .000	1-2 .500	1 1 2 0.2	1-0	1	0	0	3	1 0.1
2023-24	Ark	10-1	142/14.2	11-29 .379	4-14 .286	12-20 .600	10 9 19 1.9	12-0	2	3	0	3	38 3.8
TOTAL		20-1	169/8.4	11-30 .367	4-14 .286	13-22 .591	11 10 21 1.1	13-0	3	3	0	6	39 2.0





21 Loren Lindsey | So. | 5-11 | G | Fayetteville, Ark. (Fayetteville HS)

LINDSEY BENCHMARK STATS

SEASON HIGHS	Points	N/A		
	FG Made	N/A		
	FG Att.	N/A		
	3FG Made	N/A		
	3FG Att.	N/A		
	FT Made	N/A		
	FT Att.	N/A		
	Off. Reb.	N/A		
	Def. Reb.	N/A		
	Rebounds	N/A		
	Assists	1	vs. Little Rock	11-14-23
	Blocks	N/A		

CAREER HIGHS	Points	N/A		
	FG Made	N/A		
	FG Att.	N/A		
	3FG Made	N/A		
	3FG Att.	N/A		
	FT Made	N/A		
	FT Att.	N/A		
	Off. Reb.	N/A		
	Def. Reb.	1	vs. LA Tech	3-16-23
	Rebounds	1	vs. LA Tech	3-16-23
	Assists	1	vs. Little Rock	11-14-23
	Blocks	N/A		

SEC HIGHS	Points	N/A		
	FG Made	N/A		
	FG Att.	N/A		
	3FG Made	N/A		
	3FG Att.	N/A		
	FT Made	N/A		
	FT Att.	N/A		
	Off. Reb.	N/A		
	Def. Reb.	N/A		
	Rebounds	N/A		
	Assists	N/A		
	Blocks	N/A		

NOTABLES	Stat	22-23	23-24	Career
	Double Figure Pts	-	-	-
	Double Figure Rebs	-	-	-
	Double-Doubles	-	-	-
	5+ Assists	-	-	-
	3+ Blocks	-	-	-
	3+ Steals	-	-	-
	Led Team in Pts	-	-	-
	Led Team in Reb	-	-	-
	20+ Points	-	-	-
	30+ Points	-	-	-

\* Most Recent

GAME NOTES

- Made season debut vs. Little Rock, playing over three minutes and tallying her first career assist
- Appeared in nine games as a true freshman
- Appeared in two SEC games and two of four Postseason WNIT contests
- Played season-high five minutes at Little Rock
- Played at Fayetteville High School, coming to Arkansas as a walk-on
- Tabbbed to All-Conference 6A West All-Defensive Team
- Northwest Arkansas Democrat Gazette Player of the Week (Feb. 2, 2022)

FASTBREAK WITH LOREN LINDSEY

- Finance major
- Grew up in Northwest Arkansas so it was always a dream to play for the Razorbacks, especially with her grandad, dad, uncle and cousins all playing football here
- Wears #21 because her grandpa did
- Favorite food is hibachi and her favorite restaurant in Fayetteville is Kobe
- Favorite movie: Hoosiers
- Has a mini lab, Sadie, and a shih-poo, Coco

#21 LINDSEY, Loren


Opponent	Date	GS	MIN	Total		3-Pointers		Free throws		Rebounds				PF	A	TO	BLK	STL	PTS	AVG
				FG-FGA	PCT	3FG-3FGA	PCT	FT-FTA	PCT	OFF	DEF	TOT	AVG							
Little Rock	11/14/2023		03:36	0-0	.000	0-0	.000	0-0	.000	0	0	0	0.0	0	1	0	0	0	0	0.0
Totals		0	03:36	0-0	.000	0-0	.000	0-0	.000	0	0	0	0.0	0	1	0	0	0	0	0.0

Player Averages

Games Played	Minutes/game	Points/game	FG Pct	3FG Pct	FT Pct	Rebounds/game	Assists/game	Turnovers/game	Assist/Turnover ratio	Steals/game	Blocks/game
1	3.6	0.0	0.0	0.0	0.0	0.0	1.0	0.0	1.0	0.0	0.0

CAREER STATISTICS

				Field Goals		3-Point		F-Throws		Rebounds				Scoring						
SEASON	TEAM	GP-GS	MIN/AVG	FG-FGA	FG%	3FG-3FGA	3FG%	FT-FTA	FT%	OFF	DEF	TOT	AVG	PF-FO	A	TO	BLK	STL	PTS	AVG
2022-23	Ark	9-0	17/1.9	0-0	.000	0-0	.000	0-0	.000	0	1	1	0.1	0-0	0	0	0	0	0	0.0
2023-24	Ark	1-0	4/3.6	0-0	.000	0-0	.000	0-0	.000	0	0	0	0.0	0-0	1	0	0	0	0	0.0
TOTAL		10-0	20/2.0	0-0	.000	0-0	.000	0-0	.000	0	1	1	0.1	0-0	1	0	0	0	0	0.0



23 Carly Keats | So. | 5-8 | G | Choctaw, Miss. (Neshoba Central HS/Jones College)

KEATS BENCHMARK STATS

SEASON HIGHS

Points	16	vs. Georgia	1-7-24
FG Made	7	vs. Georgia	1-7-24
FG Att.	16	vs. Georgia	1-7-24
3FG Made	4	vs. Little Rock	11-14-23
3FG Att.	10	vs. Georgia	1-7-24*
FT Made	4	vs. ULM	11-7-23
FT Att.	5	vs. ULM	11-7-23
Off. Reb.	1	vs. Kentucky	1-25-24*
Def. Reb.	4	vs. Little Rock	11-14-23
Rebounds	4	at #10/9 LSU	1-21-24*
Assists	3	vs. Kentucky	1-25-24
Blocks	2	vs. UIC	12-21-23
Steals	2	vs. Kentucky	1-25-24*
Minutes	40	vs. Georgia	1-7-24

CAREER HIGHS

Points	16	vs. Georgia	1-7-24
FG Made	7	vs. Georgia	1-7-24
FG Att.	16	vs. Georgia	1-7-24
3FG Made	4	vs. Little Rock	11-14-23
3FG Att.	10	vs. Georgia	1-7-24*
FT Made	4	vs. ULM	11-7-23
FT Att.	5	vs. ULM	11-7-23
Off. Reb.	1	vs. Kentucky	1-25-24*
Def. Reb.	4	vs. Little Rock	11-14-23
Rebounds	4	at #10/9 LSU	1-21-24*
Assists	3	vs. Kentucky	1-25-24
Blocks	2	vs. UIC	12-21-23
Steals	2	vs. Kentucky	1-25-24*
Minutes	40	vs. Georgia	1-7-24

SEC HIGHS

Points	16	vs. Georgia	1-7-24
FG Made	7	vs. Georgia	1-7-24
FG Att.	16	vs. Georgia	1-7-24
3FG Made	3	vs. Miss. State	1-11-24*
3FG Att.	10	vs. Georgia	1-7-24
FT Made	1	vs. Miss. State	1-11-24*
FT Att.	2	at Kentucky	1-4-24
Off. Reb.	1	vs. Kentucky	1-25-24*
Def. Reb.	3	at #10/9 LSU	1-21-24
Rebounds	4	at #10/9 LSU	1-21-24
Assists	3	vs. Kentucky	1-25-24
Blocks	1	at Kentucky	1-4-24
Steals	2	vs. Kentucky	1-25-24
Minutes	40	vs. Georgia	1-7-24

NOTABLES

Stat	23-24	Career
Double Figure Pts	5	5
Double Figure Rebs	-	-
Double-Doubles	-	-
5+ Assists	-	-
3+ Blocks	-	-
3+ Steals	-	-
Led Team in Pts	-	-
Led Team in Reb	-	-
20+ Points	-	-
30+ Points	-	-

\* Most Recent

GAME NOTES

- Exited Missouri game early after taking a shot to the face, logging a rebound & playing five minutes
- Recorded 14 points, two rebounds, three assists and two steals vs. Kentucky
- Made first career start, playing all 40 minutes and logging a career-high 16 points, vs. Georgia
- Has tallied 27 triples this season, averaging 1.7 treys per game in SEC play, which is ninth in the league
- JUCO transfer from Jones College, leading JC to its seventh straight region crown to punch a ticket to the NJCAA DI Tournament with 9.7 points, 3.7 rebounds and 3.5 assists per game
- Named to the All-Region 23 Team at JC
- Started in 28 games as a freshman, finishing the year with 55 made 3-pointers for a 34.8 percentage
- Led Neshoba Central HS to an unblemished 33-0 record and a 5A State Championship in Mississippi

FASTBREAK WITH CARLY KEATS

- Majoring in anthropology
- Native American part of the Mississippi Band of Choctaw Indians
- An incredible stickball player
- Sister, Cori, plays basketball at East Central and brother, Cohen, plays baseball at Rust College
- Wears #23 because Michael Jordan is her favorite player, and she compares her game to his
- Loves the energy/chemistry Arkansas has as a team

#23 KEATS, Carly

Opponent	Date	GS	MIN	Total		3-Pointers		Free throws		Rebounds				PF	A	TO	BLK	STL	PTS	AVG
				FG-FGA	PCT	3FG-3FGA	PCT	FT-FTA	PCT	OFF	DEF	TOT	AVG							
ULM	11/07/2023		18:09	0-7	.000	0-6	.000	4-5	.800	0	0	0	0.0	1	0	2	0	2	4	4.0
Murray St.	11/10/2023		12:28	3-7	.429	3-5	.600	0-0	.000	0	0	0	0.0	0	0	0	0	0	9	6.5
Little Rock	11/14/2023		24:49	5-13	.385	4-10	.400	0-0	.000	0	4	4	1.3	0	0	1	0	0	14	9.0
at Arkansas St.	11/17/2023		06:38	1-2	.500	1-2	.500	0-0	.000	0	1	1	1.3	0	1	0	0	0	3	7.5
Central Ark.	11/20/2023		11:50	0-2	.000	0-2	.000	0-0	.000	0	2	2	1.4	0	0	1	0	0	0	6.0
vs Wisconsin	11/24/2023		08:27	1-2	.500	0-1	.000	2-2	1.000	1	1	2	1.5	1	0	0	0	0	4	5.7
vs Marquette	11/25/2023		15:47	3-6	.500	3-5	.600	0-0	.000	0	0	0	1.3	1	0	2	0	0	9	6.1
at Florida St.	11/30/2023		15:17	1-5	.200	1-3	.333	0-0	.000	0	1	1	1.3	1	0	2	1	0	3	5.8
UCLA	12/03/2023		26:24	0-6	.000	0-4	.000	2-2	1.000	0	1	1	1.2	1	1	0	0	0	2	5.3
Louisiana Tech	12/07/2023		22:02	3-9	.333	2-5	.400	0-0	.000	0	2	2	1.3	0	1	0	0	1	8	5.6
Ark.-Pine Bluff	12/10/2023		12:60	0-2	.000	0-2	.000	0-0	.000	0	0	0	1.2	0	1	0	0	0	0	5.1
Samford	12/16/2023		13:15	3-6	.500	1-3	.333	0-0	.000	0	0	0	1.1	1	0	0	0	0	7	5.3
vs Illinois	12/20/2023		10:25	1-2	.500	0-1	.000	0-1	.000	0	0	0	1.0	0	0	0	0	0	2	5.0
vs UIC	12/21/2023		15:15	1-4	.250	0-2	.000	0-0	.000	0	2	2	1.1	0	0	0	2	0	2	4.8
UIW	12/31/2023		14:57	0-1	.000	0-1	.000	0-0	.000	0	1	1	1.1	1	1	0	0	0	0	4.5
at Kentucky	01/04/2024		18:12	3-5	.600	3-5	.600	1-2	.500	0	1	1	1.1	1	0	0	1	0	10	4.8
Georgia	01/07/2024		40:00	7-16	.438	2-10	.200	0-0	.000	0	1	1	1.1	2	2	1	0	1	16	5.5
Mississippi St.	01/11/2024	*	36:53	4-11	.364	3-8	.375	1-1	1.000	0	0	0	1.0	4	1	3	0	0	12	5.8
at Alabama	01/14/2024	*	34:30	3-9	.333	0-5	.000	1-1	1.000	0	1	1	1.0	1	0	1	0	0	7	5.9
at LSU	01/21/2024	*	33:05	3-9	.333	2-7	.286	0-0	.000	1	3	4	1.2	1	1	0	0	0	8	6.0
Kentucky	01/25/2024	*	39:22	6-15	.400	2-5	.400	0-0	.000	1	1	2	1.2	0	3	1	0	2	14	6.4
at Missouri	01/28/2024	*	05:35	0-1	.000	0-1	.000	0-0	.000	0	1	1	1.2	1	0	0	0	0	0	6.1
Totals			6 436:22	48-140	.343	27-93	.290	11-14	.786	3	23	26	1.2	17	12	14	4	6	134	6.1

Player Averages

Games Played	Minutes/game	Points/game	FG Pct	3FG Pct	FT Pct	Rebounds/game	Assists/game	Turnovers/game	Assist/Turnover ratio	Steals/game	Blocks/game
22	19.8	6.1	34.3	29.0	78.6	1.2	0.5	0.6	0.9	0.3	0.2

CAREER STATISTICS

				Field Goals		3-Point		F-Throws		Rebounds										Scoring	
SEASON	TEAM	GP-GS	MIN/AVG	FG-FGA	FG%	3FG-3FGA	3FG%	FT-FTA	FT%	OFF	DEF	TOT	AVG	PF-FO	A	TO	BLK	STL	PTS	AVG	
2023-24	Ark	22-6	436/19.8	48-140	.343	27-93	.290	11-14	.786	3	23	26	1.2	17-0	12	14	4	6	134	6.1	
TOTAL		22-6	436/19.8	48-140	.343	27-93	.290	11-14	.786	3	23	26	1.2	17-0	12	14	4	6	134	6.1	



30 Maryam Dauda | R-So. | 6-4 | F | Bentonville, Ark. (Bentonville HS)

DAUDA BENCHMARK STATS

SEASON HIGHS	Points	17	vs. Miss. State	1-11-24
	FG Made	7	vs. Kentucky	1-25-24
	FG Att.	12	vs. Kentucky	1-25-24*
	3FG Made	4	at #10/9 LSU	1-21-24
	3FG Att.	11	at #10/9 LSU	1-21-24
	FT Made	6	vs. Samford	12-16-23
	FT Att.	6	vs. Samford	12-16-23
	Off. Reb.	7	at Alabama	1-14-24
	Def. Reb.	11	vs. Miss. State	1-11-24
	Rebounds	13	vs. Miss. State	1-11-24
	Assists	5	at Alabama	1-14-24
	Blocks	10	at Alabama	1-14-24
	Steals	4	vs. Georgia	1-7-24

CAREER HIGHS	Points	17	vs. Miss. State	1-11-24
	FG Made	7	vs. Kentucky	1-25-24
	FG Att.	12	vs. Kentucky	1-25-24*
	3FG Made	4	at #10/9 LSU	1-21-24
	3FG Att.	11	at #10/9 LSU	1-21-24
	FT Made	6	vs. Samford	12-16-23
	FT Att.	6	vs. Samford	12-16-23*
	Off. Reb.	7	at Alabama	1-14-24
	Def. Reb.	11	vs. Miss. State	1-11-24
	Rebounds	13	vs. Miss. State	1-11-24
	Assists	5	at Alabama	1-14-24
	Blocks	10	at Alabama	1-14-24
	Steals	4	vs. Georgia	1-7-24

SEC HIGHS	Points	17	vs. Miss. State	1-11-24
	FG Made	7	vs. Kentucky	1-25-24
	FG Att.	12	vs. Kentucky	1-25-24*
	3FG Made	4	at #10/9 LSU	1-21-24
	3FG Att.	11	at #10/9 LSU	1-21-24
	FT Made	5	vs. Miss. State	1-11-24
	FT Att.	5	vs. Miss. State	1-11-24
	Off. Reb.	7	at Alabama	1-14-24
	Def. Reb.	11	vs. Miss. State	1-11-24
	Rebounds	13	vs. Miss. State	1-11-24
	Assists	5	at Alabama	1-14-24
	Blocks	10	at Alabama	1-14-24
	Steals	4	vs. Georgia	1-7-24

NOTABLES	Stat	22-23	23-24	Career
	Double Figure Pts	4	9	13
	Double Figure Rebs	-	4	4
	Double-Doubles	-	2	2
	5+ Assists	-	1	1
	3+ Blocks	1	8	9
	10+ Blocks	-	-	1
	3+ Steals	-	2	2
	Led Team in Pts	-	1	1
	Led Team in Reb	-	3	3
	20+ Points	-	-	-
	30+ Points	-	-	-

\* Most Recent

GAME NOTES

- Coming off seven points, four rebounds, two assists and four blocks at Missouri
- Tallied 12 rebounds and a school record 10 blocks (previously held by Robyn Irwin since 1987) with eight points, five assists, two steals and no fouls committed at Alabama
- Registered her first career double-double w/ 17 points and 13 rebounds against Mississippi State
- Came up with first career buzzer beater vs. Illinois, finishing that game with nine points & two blocks
- Has registered nine double-digit scoring games, 13 with 6+ rebounds and 17 with 2+ blocks, while logging 2+ blocks in 17 of 22 games
- Sits third in blocks/gm (2.5), 11th in rebounds/gm (6.8) & 13th in off. rebounds/gm (2.5) in league, as well as seventh in total blocks in the NCAA w/ 55. Her 3.7 blocks/gm in SEC play leads the league
- A member of the SEC Basketball Leadership Council
- Appeared in 35 games off the bench as a redshirt freshman last season after recovering from an ACL injury
- The 13th-ranked player and top-ranked post player in the ESPN HoopGurlz 2021 recruiting rankings, as well as a consensus five-star prospect and McDonald's All-American

FASTBREAK WITH MARYAM DAUDA

- Majoring in international business
- Born in Nigeria and moved to the U.S. when she was 12
- Father played professional basketball in Belgium, and he has been huge in developing her game
- Favorite pair of shoes: Air Jordan 11 'Cool Grey'
- Favorite TV show: Gilmore Girls
- Favorite thing about playing in the SEC is playing against the best of the best

#30 DAUDA, Maryam

Opponent	Date	GS	MIN	Total		3-Pointers		Free throws		Rebounds				PF	A	TO	BLK	STL	PTS	AVG	
				FG-FGA	PCT	3FG-3FGA	PCT	FT-FTA	PCT	OFF	DEF	TOT	AVG								
ULM	11/07/2023	*	27:08	1-5	.200	0-3	.000	2-4	.500	2	5	7	7.0	3	0	5	2	0	4	4.0	
Murray St.	11/10/2023	*	21:54	1-2	.500	1-1	1.000	0-0	.000	1	7	8	7.5	3	0	1	1	0	3	3.5	
Little Rock	11/14/2023	*	22:03	6-9	.667	1-1	1.000	2-2	1.000	2	5	7	7.3	1	0	2	0	0	15	7.3	
at Arkansas St.	11/17/2023	*	27:04	4-9	.444	3-6	.500	0-0	.000	3	6	9	7.8	3	2	1	2	0	11	8.3	
Central Ark.	11/20/2023	*	30:13	4-11	.364	3-6	.500	3-6	.500	2	6	8	7.8	3	1	1	0	3	14	9.4	
vs Wisconsin	11/24/2023	*	31:20	2-4	.500	0-1	.000	0-0	.000	6	5	11	8.3	4	3	2	3	2	4	8.5	
vs Marquette	11/25/2023	*	19:42	0-1	.000	0-1	.000	2-2	1.000	0	4	4	7.7	2	1	0	1	0	2	7.6	
at Florida St.	11/30/2023	*	29:23	3-9	.333	0-3	.000	0-1	.000	2	4	6	7.5	4	0	0	2	0	6	7.4	
UCLA	12/03/2023	*	28:50	5-9	.556	2-3	.667	2-2	1.000	1	1	2	6.9	3	2	0	2	1	14	8.1	
Louisiana Tech	12/07/2023	*	17:35	3-4	.750	0-0	.000	3-4	.750	1	2	3	6.5	1	0	1	2	0	9	8.2	
Ark.-Pine Bluff	12/10/2023	*	29:42	2-7	.286	0-1	.000	2-2	1.000	2	2	4	6.3	3	0	3	3	0	6	8.0	
Samford	12/16/2023	*	36:46	2-5	.400	1-2	.500	6-6	1.000	5	4	9	6.5	2	0	4	3	1	11	8.3	
vs Illinois	12/20/2023	*	26:03	4-5	.800	0-0	.000	1-2	.500	1	3	4	6.3	4	0	3	2	0	9	8.3	
vs UIC	12/21/2023	*	32:23	1-2	.500	0-1	.000	1-2	.500	1	7	8	6.4	4	3	0	2	0	3	7.9	
UIW	12/31/2023	*	31:32	4-9	.444	0-1	.000	5-5	1.000	1	4	5	6.3	1	1	0	4	0	13	8.3	
at Kentucky	01/04/2024	*	16:52	2-5	.400	0-1	.000	0-0	.000	2	1	3	6.1	5	1	2	1	1	4	8.0	
Georgia	01/07/2024	*	33:49	2-10	.200	0-0	.000	4-4	1.000	6	5	11	6.4	2	1	2	2	4	8	8.0	
Mississippi St.	01/11/2024	*	37:35	6-10	.600	0-4	.000	5-5	1.000	2	11	13	6.8	2	2	3	3	1	17	8.5	
at Alabama	01/14/2024	*	40:00	3-7	.429	0-0	.000	2-4	.500	7	5	12	7.1	0	5	3	10	2	8	8.5	
at LSU	01/21/2024	*	33:08	5-12	.417	4-11	.364	2-2	1.000	0	4	4	6.9	3	0	1	4	1	16	8.9	
Kentucky	01/25/2024	*	23:42	7-12	.583	1-4	.250	1-2	.500	6	1	7	6.9	4	2	1	2	0	16	9.2	
at Missouri	01/28/2024	*	29:05	3-7	.429	1-1	1.000	0-0	.000	1	3	4	6.8	4	2	4	4	1	7	9.1	
Totals			22	625:49	70-154	.455	17-51	.333	43-55	.782	54	95	149	6.8	61	26	39	55	17	200	9.1

Player Averages

Games Played	Minutes/game	Points/game	FG Pct	3FG Pct	FT Pct	Rebounds/game	Assists/game	Turnovers/game	Assist/Turnover ratio	Steals/game	Blocks/game
22	28.4	9.1	45.5	33.3	78.2	6.8	1.2	1.8	0.7	0.8	2.5

CAREER STATISTICS

SEASON	TEAM	GP-GS	MIN/AVG	Field Goals		3-Point		F-Throws		Rebounds				Scoring	
				FG-FGA	FG%	3FG-3FGA	3FG%	FT-FTA	FT%	OFF	DEF	TOT	AVG	PF-FO	A
2022-23	Ark	35-0	386/11.0	47-112	.420	6-24	.250	23-31	.742	45	49	94	2.7	64-0	23
2023-24	Ark	22-22	626/28.4	70-154	.455	17-51	.333	43-55	.782	54	95	149	6.8	61-1	26
TOTAL		57-22	1012/17.8	117-266	.440	23-75	.307	66-86	.767	99	144	243	4.3	125-1	49





34 Jenna Lawrence | Fr. | 6-3 | F | Farmington, Ark. (Farmington HS)

LAWRENCE BENCHMARK STATS

SEASON HIGHS

Points	10	vs. LA Tech	12-7-23
FG Made	3	vs. LA Tech	12-7-23
FG Att.	5	at #10/9 LSU	1-21-24
3FG Made	2	vs. Miss. State	1-11-24
3FG Att.	5	at #10/9 LSU	1-21-24
FT Made	3	vs. LA Tech	12-7-23
FT Att.	4	vs. LA Tech	12-7-23
Off. Reb.	2	vs. Samford	12-16-23*
Def. Reb.	4	vs. Kentucky	1-25-24
Rebounds	5	vs. Kentucky	1-25-24*
Assists	1	vs. Kentucky	1-25-24*
Blocks	1	at Missouri	1-28-24*
Steals	2	at Missouri	1-28-24*
Minutes	17	at #10/9 LSU	1-21-24

CAREER HIGHS

Points	10	vs. LA Tech	12-7-23
FG Made	3	vs. LA Tech	12-7-23
FG Att.	5	at #10/9 LSU	1-21-24
3FG Made	2	vs. Miss. State	1-11-24
3FG Att.	5	at #10/9 LSU	1-21-24
FT Made	3	vs. LA Tech	12-7-23
FT Att.	4	vs. LA Tech	12-7-23
Off. Reb.	2	vs. Samford	12-16-23*
Def. Reb.	4	vs. Kentucky	1-25-24
Rebounds	5	vs. Kentucky	1-25-24
Assists	1	vs. Kentucky	1-25-24*
Blocks	1	at Missouri	1-28-24*
Steals	2	at Missouri	1-28-24*
Minutes	17	at #10/9 LSU	1-21-24

SEC HIGHS

Points	6	vs. Miss. State	1-11-24
FG Made	2	vs. Miss. State	1-11-24
FG Att.	5	at #10/9 LSU	1-21-24
3FG Made	2	vs. Miss. State	1-11-24
3FG Att.	5	at #10/9 LSU	1-21-24
FT Made	1	at Alabama	1-14-24
FT Att.	2	at Alabama	1-14-24
Off. Reb.	1	at Missouri	1-28-24*
Def. Reb.	4	vs. Kentucky	1-25-24
Rebounds	5	vs. Kentucky	1-25-24*
Assists	1	vs. Kentucky	1-25-24*
Blocks	1	at Missouri	1-28-24*
Steals	2	at Missouri	1-28-24
Minutes	17	at #10/9 LSU	1-21-24

NOTABLES

Stat	23-24	Career
Double Figure Pts	1	1
Double Figure Rebs	-	-
Double-Doubles	-	-
5+ Assists	-	-
3+ Blocks	-	-
3+ Steals	-	-
Led Team in Pts	-	-
Led Team in Reb	-	-
20+ Points	-	-
30+ Points	-	-

\* Most Recent

GAME NOTES

- Came up with a huge 3-pointer at buzzer to put the Hogs up for good at Missouri, also logging three rebounds, two steals and one block
- Logged first career double-digit scoring game vs. LA Tech, tallying 10 points off 3-of-4 shooting
- Four-star prospect, No. 61 player in the country, according to 2023 HoopGurlz Recruiting Rankings
- A proven winner, coming off leading Farmington HS to the 4A girls state championship and being named MVP, as the Cardinals finished the season on a 26-game winning streak and ended 36-1
- Averaged 18.7 points, 7.1 rebounds & 1.5 blocks per game, while knocking down 99 3-pointers, as a senior
- Won state championships at Melbourne HS as a sophomore before transferring to Farmington
- Tabbed Arkansas Democrat Gazette Player of the Year this past season
- Eclipsed 2,000 career points and 1,000 career rebounds in high school

FASTBREAK WITH JENNA LAWRENCE

- Wears #34 because it was her mom's number
- Calls Farmington home now but wants everyone to know her roots are in Melbourne, Arkansas
- Loves being so close to home so her family and friends can watch her play all of the time
- Her parents are her biggest inspiration
- Was a talented softball player who could pitch and hit homers
- Greatest strength is shooting but also is a great defender, can block shots and has good coordination for her size

#34 LAWRENCE, Jenna

Opponent	Date	GS	MIN	Total		3-Pointers		Free throws		Rebounds				PF	A	TO	BLK	STL	PTS	AVG	
				FG-FGA	PCT	3FG-3FGA	PCT	FT-FTA	PCT	OFF	DEF	TOT	AVG								
Murray St.	11/10/2023		08:20	0-3	.000	0-2	.000	0-0	.000	0	1	1	1.0	0	0	1	1	1	0	0.0	
Little Rock	11/14/2023		08:00	1-3	.333	0-2	.000	1-2	.500	2	1	3	2.0	1	1	0	1	0	3	1.5	
Central Ark.	11/20/2023		05:02	0-1	.000	0-1	.000	0-0	.000	1	0	1	1.7	1	0	0	0	0	0	1.0	
vs Marquette	11/25/2023		05:11	0-0	.000	0-0	.000	0-0	.000	0	0	0	1.3	0	0	0	0	0	0	0.8	
UCLA	12/03/2023		07:39	0-0	.000	0-0	.000	0-0	.000	0	0	0	1.0	0	0	1	1	2	0	0.6	
Louisiana Tech	12/07/2023		11:59	3-4	.750	1-2	.500	3-4	.750	0	1	1	1.0	3	0	0	0	0	10	2.2	
Samford	12/16/2023		08:37	1-2	.500	1-2	.500	0-0	.000	2	3	5	1.6	0	0	0	0	0	3	2.3	
vs Illinois	12/20/2023		12:45	1-1	1.000	0-0	.000	0-0	.000	0	2	2	1.6	1	0	0	1	1	2	2.3	
vs UIC	12/21/2023		09:45	1-2	.500	1-1	1.000	0-0	.000	0	1	1	1.6	3	0	0	1	0	3	2.3	
UIW	12/31/2023		14:10	0-1	.000	0-1	.000	0-0	.000	0	2	2	1.6	2	0	0	0	0	0	2.1	
at Kentucky	01/04/2024		04:37	0-1	.000	0-1	.000	0-0	.000	0	2	2	1.6	0	0	2	0	0	0	1.9	
Georgia	01/07/2024		03:38	0-1	.000	0-1	.000	0-0	.000	0	0	0	1.5	0	0	0	0	0	0	1.8	
Mississippi St.	01/11/2024		06:31	2-3	.667	2-3	.667	0-0	.000	1	1	2	1.5	0	1	0	1	0	6	2.1	
at Alabama	01/14/2024		05:20	1-1	1.000	0-0	.000	1-2	.500	1	3	4	1.7	0	0	0	0	0	3	2.1	
at LSU	01/21/2024		17:36	1-5	.200	1-5	.200	0-0	.000	0	3	3	1.8	1	0	0	0	0	3	2.2	
Kentucky	01/25/2024		14:39	1-3	.333	0-2	.000	0-0	.000	1	4	5	2.0	2	1	1	1	0	2	2.2	
at Missouri	01/28/2024		08:39	1-1	1.000	1-1	1.000	0-0	.000	1	2	3	2.1	2	0	0	1	2	3	2.2	
Totals			0	152:28	13-32	.406	7-24	.292	5-8	.625	9	26	35	2.1	16	3	5	8	6	38	2.2

Player Averages

Games Played	Minutes/ game	Points/ game	FG Pct	3FG Pct	FT Pct	Rebounds/ game	Assists/ game	Turnovers/ game	Assist/Turnover ratio	Steals/ game	Blocks/ game
17	9.0	2.2	40.6	29.2	62.5	2.1	0.2	0.3	0.6	0.4	0.5

CAREER STATISTICS

				Field Goals		3-Point		F-Throws		Rebounds										Scoring	
SEASON	TEAM	GP-GS	MIN/AVG	FG-FGA	FG%	3FG-3FGA	3FG%	FT-FTA	FT%	OFF	DEF	TOT	AVG	PF-FO	A	TO	BLK	STL	PTS	AVG	
2023-24	Ark	17-0	152/9.0	13-32	.406	7-24	.292	5-8	.625	9	26	35	2.1	16-0	3	5	8	6	38	2.2	
TOTAL		17-0	152/9.0	13-32	.406	7-24	.292	5-8	.625	9	26	35	2.1	16-0	3	5	8	6	38	2.2	



43 Makayla Daniels | Gr. | 5-8 | G | Frederick, Md. (Frederick HS)

DANIELS BENCHMARK STATS

SEASON HIGHS

Points	24	vs. Georgia	1-7-24
FG Made	7	vs. Kentucky	1-25-24*
FG Att.	15	vs. Kentucky	1-25-24*
3FG Made	5	vs. Georgia	1-7-24*
3FG Att.	10	vs. Georgia	1-7-24*
FT Made	5	vs. Kentucky	1-25-24*
FT Att.	7	vs. Georgia	1-7-24*
Off. Reb.	4	vs. Wisconsin	11-24-23
Def. Reb.	6	vs. Kentucky	1-25-24
Rebounds	8	vs. Wisconsin	11-24-23
Assists	7	vs. Kentucky	1-25-24*
Blocks	1	at Missouri	1-28-24*
Steals	5	vs. Georgia	1-7-24
Minutes	40	at Missouri	1-28-24

CAREER HIGHS

Points	34	vs. Creighton	12-21-21
FG Made	11	at Vanderbilt	2-9-23*
FG Att.	23	at Vanderbilt	2-9-23
3FG Made	6	vs. Oral Roberts	11-14-19
3FG Att.	11	vs. No. 1/1 SC	3-3-23*
FT Made	8	vs. Texas Tech	3-24-23*
FT Att.	10	vs. Texas Tech	3-24-23*
Off. Reb.	5	at Vanderbilt	1-6-22
Def. Reb.	11	vs. Missouri	3-3-22
Rebounds	14	vs. Missouri	3-3-22
Assists	7	vs. Kentucky	1-25-24*
Blocks	2	vs. SFA	3-20-23*
Steals	6	vs. UCA	12-18-21
Minutes	43	vs. Missouri	3-3-22

SEC HIGHS

Points	31	at Vanderbilt	2-9-23
FG Made	11	at Vanderbilt	2-9-23
FG Att.	23	at Vanderbilt	2-9-23
3FG Made	5	vs. Georgia	1-7-24
3FG Att.	11	vs. No. 1/1 SC	3-3-23*
FT Made	8	vs. Missouri	3-2-23*
FT Att.	10	at Auburn	2-5-23*
Off. Reb.	5	at Vanderbilt	1-6-22
Def. Reb.	11	vs. Missouri	3-3-22
Rebounds	14	vs. Missouri	3-3-22
Assists	7	vs. Kentucky	1-25-24
Blocks	2	vs. Texas A&M	2-26-23
Steals	5	vs. Georgia	1-7-24*
Minutes	43	vs. Missouri	3-3-22

NOTABLES

Stat	19-20	20-21	21-22	22-23	23-24	Career
Double Figure Pts	12	19	19	27	14	91
Double Figure Rebs	-	-	1	-	-	1
Double-Doubles	-	-	1	-	-	1
5+ Assists	3	2	7	3	3	18
3+ Blocks	-	-	-	-	-	-
3+ Steals	5	4	1	10	7	27
Led Team in Pts	3	1	8	5	4	21
Led Team in Reb	-	1	7	3	1	12
20+ Points	2	1	5	5	3	16
30+ Points	-	-	2	1	-	3

\* Most Recent

GAME NOTES

- Coming off 13 points, three rebounds and two steals vs. Missouri, averaging 17.5 PPG last week
- Logged season-high 24 points w/ five 3-pointers, seven rebounds, three assists & five steals vs. Georgia
- Named to the Fort Myers Tip-Off All-Tournament Team
- Broke career starts record and games played record at Arkansas, now both with 144
- In the SEC, third in minutes/gm (32.7), 11th in 3-pointers/gm (1.7) & 12th in steals/gm (1.9)
- Among active SEC players, has the second most steals (234), third most points (1,717), which is also No. 7 all-time in school history, third most assists (373), as well as 12th most rebounds (523) in her career
- Also third in minutes (4201), fourth in steals, fifth in free throws made (416) & free throws attempted (542), sixth in 3-pointers made (217), ninth in assists & 28th in rebounds in school history
- Only one of 16 in the country to start in every game available for with 100+ starts
- Has won more SEC games than any other player in Arkansas WBB history
- Earned a spot on the All-SEC Preseason Second Team (second straight year), as voted by the league's coaches

FASTBREAK WITH MAKAYLA DANIELS

- Graduated college in three years
- Lived in Japan for seven years, as well as Arizona, North Carolina and Maryland, as both her parents served in the military
- Her parents come to every single game (live in Maryland) & have only missed a few over the past five years
- Played with Saylor Poffenbarger's brother in AAU for a little bit
- Wears #43 because 4+3=7 and 7 is her favorite number
- One of the most interesting things about her is she loves piercings

#43 DANIELS, Makayla

Opponent	Date	GS	MIN	Total		3-Pointers		Free throws		Rebounds		PF	A	TO	BLK	STL	PTS	AVG
				FG-FGA	PCT	3FG-3FGA	PCT	FT-FTA	PCT	OFF	DEF	TOT	AVG					
ULM	11/07/2023	*	33:27	7-11	.636	3-5	.600	0-0	.000	2	0	2	2.0	4	1	0	2	17.0
Murray St.	11/10/2023	*	30:30	6-12	.500	1-5	.200	2-2	1.000	1	5	6	4.0	4	1	1	0	15
Little Rock	11/14/2023	*	20:02	1-1	1.000	0-0	.000	1-2	.500	1	4	5	4.3	2	3	0	2	3
at Arkansas St.	11/17/2023	*	36:03	3-9	.333	2-7	.286	0-0	.000	0	4	4	4.3	1	2	1	0	1
Central Ark.	11/20/2023	*	32:54	3-6	.500	1-4	.250	4-7	.571	2	1	3	4.0	3	4	3	0	2
vs Wisconsin	11/24/2023	*	38:22	7-15	.467	5-10	.500	3-6	.500	4	4	8	4.7	3	3	4	1	2
vs Marquette	11/25/2023	*	28:49	1-5	.200	1-2	.500	0-0	.000	2	3	5	4.7	4	6	4	0	1
at Florida St.	11/30/2023	*	34:00	4-10	.400	1-3	.333	1-2	.500	2	4	6	4.9	2	2	1	0	2
UCLA	12/03/2023	*	33:00	3-10	.300	1-5	.200	3-6	.500	1	2	3	4.7	3	2	1	0	3
Louisiana Tech	12/07/2023	*	25:52	3-4	.750	1-2	.500	5-6	.833	0	6	6	4.8	0	7	1	0	3
Ark.-Pine Bluff	12/10/2023	*	39:05	6-9	.667	2-4	.500	2-4	.500	0	4	4	4.7	1	4	2	0	3
Samford	12/16/2023	*	34:33	5-13	.385	3-8	.375	1-3	.333	1	2	3	4.6	3	2	5	0	3
vs Illinois	12/20/2023	*	36:24	2-7	.286	0-5	.000	1-2	.500	1	2	3	4.5	2	4	0	1	5
vs UIC	12/21/2023	*	26:53	1-5	.200	0-2	.000	0-0	.000	1	1	2	4.3	4	0	4	0	1
UIW	12/31/2023	*	34:39	2-4	.500	2-4	.500	2-4	.500	1	4	5	4.3	4	1	1	1	3
at Kentucky	01/04/2024	*	37:38	1-7	.143	0-4	.000	2-4	.500	1	1	2	4.2	4	2	1	0	0
Georgia	01/07/2024	*	34:45	7-15	.467	5-10	.500	5-7	.714	1	6	7	4.4	3	3	1	1	5
Mississippi St.	01/11/2024	*	37:51	1-10	.100	1-7	.143	3-4	.750	2	4	6	4.4	2	1	0	1	2
at Alabama	01/14/2024	*	25:44	6-10	.600	3-5	.600	1-1	1.000	2	1	3	4.4	4	0	0	0	16
at LSU	01/21/2024	*	34:16	3-11	.273	2-8	.250	5-5	1.000	3	3	6	4.5	1	3	3	0	0
Kentucky	01/25/2024	*	38:56	7-15	.467	3-6	.500	5-6	.833	0	6	6	4.5	2	7	1	1	4
at Missouri	01/28/2024	*	40:00	4-12	.333	1-6	.167	4-4	1.000	2	1	3	4.5	2	1	1	1	2
Totals			22	733:42	83-201	.413	38-112	.339	50-75	.667	30	68	98	4.5	58	59	35	6
																		42
																		254
																		11.5

Player Averages

Games Played	Minutes/game	Points/game	FG Pct	3FG Pct	FT Pct	Rebounds/game	Assists/game	Turnovers/game	Assist/Turnover ratio	Steals/game	Blocks/game
22	33.4	11.5	41.3	33.9	66.7	4.5	2.7	1.6	1.7	1.9	0.3

CAREER STATISTICS

SEASON	TEAM	GP-GS	MIN/AVG	Field Goals		3-Point		F-Throws		Rebounds				Scoring			
				FG-FGA	FG%	3FG-3FGA	3FG%	FT-FTA	FT%	OFF	DEF	TOT	AVG	PF-FO	A	TO	BLK
2019-20	Ark	32-32	720/22.5	107-216	.495	25-56	.446	60-77	.779	7	48	55	1.7	67-1	77	44	2
2020-21	Ark	28-28	801/28.6	101-256	.395	44-120	.367	78-97	.804	9	74	83	3.0	75-2	61	43	4
2021-22	Ark	28-28	845/30.2	126-307	.410	40-136	.294	99-125	.792	51	98	149	5.3	74-1	78	42	4
2022-23	Ark	34-34	1102/32.4	125-350	.357	70-207	.338	129-168	.768	33	105	138	4.1	90-1	98	71	11
2023-24	Ark	22-22	734/33.4	83-201	.413	38-112	.339	50-75	.667	30	68	98	4.5	58-0	59	35	6
TOTAL		144-144	4201/29.2	542-1330	.408	217-631	.344	416-542	.768	130	393	523	3.6	364-5	373	235	27
																	234
																	1717
																	11.9



**44** Maryn Archer | Fr. | 5-8 | G | Derby, Kan. (Derby HS)

## ARCHER BENCHMARK STATS

N/A

SEASON HIGHS

CAREER HIGHS

SEC HIGHS

NOTABLES

Stat	23-24	Career
Double Figure Pts	-	-
Double Figure Rebs	-	-
Double-Doubles	-	-
5+ Assists	-	-
3+ Blocks	-	-
3+ Steals	-	-
Led Team in Pts	-	-
Led Team in Reb	-	-
20+ Points	-	-
30+ Points	-	-

\* Most Recent

## GAME NOTES

- Has not seen the court as a Hog
- Enrolled early in January
- Three-star prospect and ranked as No. 29 by Prep Girls and No. 75 by Blue Star
- Voted to the Run 4 Roses All-Tournament First Team after dropping 31 points on just 11 shots to lead SW Elite, her AAU team, to the championship game in Louisville
- Paced Derby HS in assists and steals during her junior season, finishing with 10.0 points, 3.5 re-bounds, 4.6 assists and 2.8 steals per game
- Played on two different high school teams, leading those squads to state during freshman and junior seasons
- Tabbed DerbyInformer.com Female Comeback Player of the Year

## FASTBREAK WITH MARYN ARCHER

- Majoring in clinical psychology
- One of six siblings (second to youngest)
- Wears #44 because her brother (Braden) wore it in college (football player)
- Favorite memory of playing basketball is going up against her brothers in their driveway
- Ran the 400m and 4x400 relay in high school
- Favorite ice cream flavor: Oreo

Has not appeared in an Arkansas game during 2023-24 season

## CAREER STATISTICS

Has not appeared in an Arkansas game





55 Emrie Ellis | Jr. | 6-3 | F | Vanoss, Okla. (Vanoss HS)

ELLIS BENCHMARK STATS			
SEASON HIGHS	Points	6	at A-State 11-17-23
	FG Made	2	vs. Kentucky 1-25-24*
	FG Att.	3	vs. Kentucky 1-25-24*
	3FG Made	2	at A-State 11-17-23
	3FG Att.	2	at #10/9 LSU 1-21-24*
	FT Made	2	vs. UCA 11-20-23
	FT Att.	2	vs. UCA 11-20-23
	Off. Reb.	1	vs. Wisconsin 11-24-23*
	Def. Reb.	4	vs. Little Rock 11-14-23
	Rebounds	4	vs. Little Rock 11-14-23
	Assists	1	vs. LA Tech 12-7-23*
	Blocks	3	at #15 FSU 11-30-23
	Steals	N/A	
	Minutes	16	vs. Kentucky 1-25-24

CAREER HIGHS	Points	11	vs. Auburn 2-10-22
	FG Made	4	vs. Auburn 2-10-22
	FG Att.	7	vs. Auburn 2-10-22*
	3FG Made	2	at A-State 11-17-23
	3FG Att.	3	vs. 1/1 SC 1-17-22*
	FT Made	3	vs. Auburn 2-10-22
	FT Att.	4	vs. Auburn 2-10-22
	Off. Reb.	3	at Vanderbilt 2-9-23*
	Def. Reb.	5	at Missouri 2-13-22
	Rebounds	8	at Missouri 2-13-22
	Assists	2	at Vanderbilt 1-6-22*
	Blocks	5	vs. UAPB 11-12-21
	Steals	1	vs. Texas Tech 3-24-23*
	Minutes	27	vs. Auburn 2-10-22

SEC HIGHS	Points	11	vs. Auburn 2-10-22
	FG Made	4	vs. Auburn 2-10-22
	FG Att.	7	vs. Auburn 2-10-22*
	3FG Made	1	vs. Kentucky 1-25-24*
	3FG Att.	3	vs. 1/1 SC 1-17-22
	FT Made	3	vs. Auburn 2-10-22
	FT Att.	4	vs. Auburn 2-10-22
	Off. Reb.	3	at Vanderbilt 2-9-23*
	Def. Reb.	5	at Missouri 2-13-22
	Rebounds	8	at Missouri 2-13-22
	Assists	2	vs. Vanderbilt 1-6-22*
	Blocks	2	vs. Kentucky 1-25-24*
	Steals	1	at Alabama 1-20-22
	Minutes	27	vs. Auburn 2-10-22

NOTABLES	Stat	21-22	22-23	23-24	Career
	Double Figure Pts	1	-	-	1
	Double Figure Rebs	-	-	-	-
	Double-Doubles	-	-	-	-
	5+ Assists	-	-	-	-
	3+ Blocks	2	-	1	3
	3+ Steals	-	-	-	-
	Led Team in Pts	-	-	-	-
	Led Team in Reb	-	-	-	-
	20+ Points	-	-	-	-
	30+ Points	-	-	-	-

\* Most Recent

GAME NOTES

- Coming off playing nearly 6.5 minutes and pulling down one rebound at Missouri
- Made appearances in back-to-back games after being out for six contests w/ Tommy John, registering one rebound in nearly 2.5 minutes played vs. Mississippi State
- Logged six points going 2-of-2 from 3-point at Arkansas State, which provided a huge spark
- Played 28 games off the bench last season
- Recorded a season-high seven points with two blocks against Texas A&M last season
- Blocked five shots against UAPB in 2021, the most by a freshman Razorback since 2014
- Best career performance came against Auburn, tallying 11 points and five boards as a freshman
- Led the state of Oklahoma in rebounds and blocks in 2018

FASTBREAK WITH EMRIE ELLIS

- Majoring in recreation and sport management
- Wears #55 because it was her dad's number
- Chose Arkansas because of Coach Neighbors' style of play
- Favorite type of food is Mexican and favorite place to eat in Fayetteville is Mojitos
- Started playing basketball when she was four and quit to play softball but quickly came back to it after realizing it was her favorite sport to play
- Would tell people she wanted to be a nurse when she grew up

#55 ELLIS, Emrie																					
Opponent	Date	GS	MIN	Total		3-Pointers		Free throws		Rebounds										PTS	AVG
				FG-FGA	PCT	3FG-3FGA	PCT	FT-FTA	PCT	OFF	DEF	TOT	AVG	PF	A	TO	BLK	STL			
Little Rock	11/14/2023		05:35	1-3	.333	0-1	.000	0-0	.000	0	4	4	4.0	1	0	0	0	2	2.0		
at Arkansas St.	11/17/2023		12:56	2-2	1.000	2-2	1.000	0-0	.000	0	0	0	2.0	4	1	0	0	6	4.0		
Central Ark.	11/20/2023		09:47	0-0	.000	0-0	.000	2-2	1.000	1	1	2	2.0	1	0	1	0	2	3.3		
vs Wisconsin	11/24/2023		09:30	0-0	.000	0-0	.000	0-0	.000	1	0	1	1.8	2	0	0	0	0	2.5		
vs Marquette	11/25/2023		11:16	0-1	.000	0-0	.000	0-0	.000	0	0	0	1.4	2	0	0	0	0	2.0		
at Florida St.	11/30/2023		12:07	0-1	.000	0-0	.000	0-0	.000	0	2	2	1.5	1	0	1	3	0	1.7		
UCLA	12/03/2023		11:29	1-1	1.000	1-1	1.000	0-0	.000	0	1	1	1.4	1	0	0	2	3	1.9		
Louisiana Tech	12/07/2023		11:29	0-1	.000	0-0	.000	0-0	.000	0	1	1	1.4	1	1	0	0	0	1.6		
Georgia	01/07/2024		05:09	0-0	.000	0-0	.000	0-0	.000	0	0	0	1.2	0	0	0	0	0	1.4		
Mississippi St.	01/11/2024		02:25	0-1	.000	0-0	.000	0-0	.000	0	1	1	1.2	2	0	0	0	0	1.3		
at LSU	01/21/2024		09:59	0-2	.000	0-2	.000	0-0	.000	0	1	1	1.2	2	0	0	0	0	1.2		
Kentucky	01/25/2024		16:18	2-3	.667	1-2	.500	0-0	.000	0	1	1	1.2	2	0	1	2	0	1.5		
at Missouri	01/28/2024		05:43	0-0	.000	0-0	.000	0-0	.000	0	1	1	1.2	0	0	0	0	0	1.4		
Totals		0	123:43	6-15	.400	4-8	.500	2-2	1.000	2	13	15	1.2	19	2	3	8	0	18	1.4	

Player Averages											
Games Played	Minutes/ game	Points/ game	FG Pct	3FG Pct	FT Pct	Rebounds/ game	Assists/ game	Turnovers/ game	Assist/Turnover ratio	Steals/ game	Blocks/ game
13	9.5	1.4	40.0	50.0	100.0	1.2	0.2	0.2	0.7	0.0	0.6

CAREER STATISTICS

				Field Goals		3-Point		F-Throws		Rebounds				Scoring						
SEASON	TEAM	GP-GS	MIN/AVG	FG-FGA	FG%	3FG-3FGA	3FG%	FT-FTA	FT%	OFF	DEF	TOT	AVG	PF-FO	A	TO	BLK	STL	PTS	AVG
2021-22	Ark	27-0	293/10.9	33-85	.388	3-24	.125	9-13	.692	19	37	56	2.1	40-1	15	22	2	2	78	2.9
2022-23	Ark	28-0	218/7.8	10-32	.313	4-13	.308	5-8	.625	6	30	36	1.3	25-0	4	11	3	2	29	1.0
2023-24	Ark	13-0	124/9.5	6-15	.400	4-8	.500	2-2	1.000	2	13	15	1.2	19-0	2	3	8	0	18	1.4
TOTAL		68-0	635/9.3	49-132	.371	11-45	.244	16-23	.696	27	80	107	1.6	84-1	21	36	33	4	125	1.8



Official Basketball Box Score - Final  
**ULM at Arkansas**  
11/07/23 Bud Walton Arena, Fayetteville  
2023-24 Women's Basketball

Game Time: 7:00 PM  
Game Duration: 2:02  
Attendance: 2,630

Officials: Frank Steratore, Katie Lukanich, Kenya Kirkland

ULM - 76

Record: 0-1

NO. Name	Min	FG M-A	3P M-A	FT M-A	Rebounds OR DR TOT	Fouls PF FD	TP	AS	TO	ST	Blocks BS BA	+/-
11 Kyjal Miles	F 24:39	1-3	0-0	0-0	0 3 3	4 2	2	0	1	1	1	-2
37 Brianna Harris	F 28:14	2-11	0-2	1-1	1 4 5	4 1	5	0	3	0	0	-16
2 Daisha Bradford	G 34:18	6-22	2-8	0-0	1 7 8	4 1	14	5	3	1	0	-5
3 Jakayla Johnson	G 34:26	13-17	2-4	6-9	0 7 7	2 6	34	2	5	2	0	-2
22 Lauren Gross	G 31:55	3-7	1-5	0-0	0 8 8	4 1	7	0	1	2	0	-4
8 Sariah Wells	22:06	4-13	2-6	2-2	0 5 5	4 2	12	2	1	0	0	-8
21 Katlyn Manuel	19:51	1-3	0-0	0-0	1 1 2	4 0	2	0	2	2	1	-3
14 Myca Trail	01:17	0-1	0-0	0-0	0 0 0	3 0	0	0	0	0	1	1
00 Olivia Knight	03:15	0-2	0-1	0-0	0 2 2	0 0	0	1	0	0	0	-2
Team					4 1 5		0	0				
Totals		30-79	7-26	9-12	7 38 45	29 13	76	10	16	8	2	6 -5

Technical Fouls: NONE

Shooting By Period											
1 <sup>st</sup> FG%	6-22	27.3%	3PT%	1-6	16.7%	FT%	2-2	100%	2 <sup>nd</sup> FG%	7-18	38.9%
3PT%	2-7	28.6%	FT%	1-1	100%	3 <sup>rd</sup> FG%	8-17	47.1%	FT%	1-4	25%
FT%	1-5	20.0%	4 <sup>th</sup> FG%	9-22	40.9%	GM FG%	30-79	38.0%	3PT%	7-26	26.9%
FT%	9-12	75.0%	FT%	3-8	37.5%	FT%	9-12	75.0%	FT%	3-8	37.5%

Dead Ball Rebounds: 1, 2

Arkansas - 81

Record: 1-0

NO. Name	Min	FG M-A	3P M-A	FT M-A	Rebounds OR DR TOT	Fouls PF FD	TP	AS	TO	ST	Blocks BS BA	+/-
30 Maryam Dauda	F 27:08	1-5	0-3	2-4	2 5 7	3 2	4	0	5	0	2	0 11
0 Taliah Scott	G 32:13	9-20	2-8	9-13	1 5 6	2 9	29	1	2	0	0	1 13
2 Samara Spencer	G 30:29	3-7	0-1	10-12	1 7 8	0 10	16	2	5	1	0	1 9
4 Saylor Poffenbarger	G 37:51	3-12	0-5	1-2	3 18 21	1 1	7	1	2	1	1	0 7
43 Makayla Daniels	G 33:27	7-11	3-5	0-0	2 0 2	4 3	17	1	0	2	0	0 0
23 Carly Keats	18:10	0-7	0-6	4-5	0 0 0	1 0	4	0	2	2	0	-6
13 Sasha Golorth	18:33	1-5	0-2	2-8	2 5 7	2 4	4	0	0	3	3	0 -6
10 Cristina Sánchez Cerqueira	02:09	0-2	0-0	0-0	1 1 2	0 0	0	0	0	0	0	-3
Team					1 3 4		0	0				
Totals		24-69	5-30	28-44	13 44 57	13 29	81	5	16	9	6	2 5

Technical Fouls: NONE

Shooting By Period											
1 <sup>st</sup> FG%	5-15	33.3%	3PT%	2-8	25.0%	FT%	7-11	63.6%	2 <sup>nd</sup> FG%	4-16	25.0%
3PT%	0-5	0.0%	FT%	4-10	40%	3 <sup>rd</sup> FG%	8-20	40.0%	FT%	1-7	14.3%
FT%	5-6	83.3%	4 <sup>th</sup> FG%	7-18	38.9%	3PT%	2-10	20.0%	FT%	12-17	70.6%
FT%	12-17	70.6%	GM FG%	24-69	34.8%	3PT%	5-30	16.7%	FT%	28-44	63.6%

Dead Ball Rebounds: 8, 0

	ULM	ARK
Biggest lead	5 (1 <sup>st</sup> 6:05)	14 (4 <sup>th</sup> 5:42)
Best Scoring Run	8 (2 <sup>nd</sup> 3:27)	9 (1 <sup>st</sup> 2:00)
Lead Changes	6	
Times Tied	8	
Time with Lead	06:27	29:37

Points from	ULM	ARK
Turnovers	19	15
Paint	40	38
Second Chance	2	6
Fast Breaks	24	15
Bench	14	8

Period by Period Scoring	1st	2nd	3rd	4th	TOT
ULM	15	17	18	26	76
ARK	19	12	22	28	81

# #SIDEBYSIDE



Official Basketball Box Score - Final  
**Murray St. at Arkansas**  
11/10/23 Bud Walton Arena, Fayetteville  
2023-24 Women's Basketball

Game Time: 10:30 AM  
Game Duration: 1:49  
Attendance: 11,026

Officials: Puslani Spurlock-Welsh, Cameron Inouye, Kyle Galloway

Murray St. - 79

Record: 0-1

NO. Name	Min	FG M-A	3P M-A	FT M-A	Rebounds OR DR TOT	Fouls PF FD	TP	AS	TO	ST	Blocks BS BA	+/-
22 Hannah McKay	F 22:48	3-5	1-3	2-2	1 6 7	2 3	9	1	1	1	0	0 3
31 Katelyn Young	C 33:27	3-11	1-4	0-0	0 6 6	3 3	7	0	2	0	3	-5
3 Briley Pena	G 19:39	2-4	2-3	0-0	1 1 2	0 0	6	0	0	0	0	-2
11 Cayson Conner	G 14:41	2-3	1-1	0-0	2 2 4	1 1	5	0	2	0	4	0 10
21 Bri Sanders-Woods	G 24:47	3-10	1-6	2-4	1 1 2	3 2	9	3	4	2	0	-12
2 Haven Ford	24:34	3-12	3-9	0-0	1 7 7	4 0	9	3	1	2	0	1 5
5 Trinity White	07:53	0-0	0-0	0-0	0 1 1	3 0	0	0	2	0	0	0 0
14 Ava Learn	21:24	7-15	1-1	0-0	6 3 9	1 1	15	0	2	1	1	-4
23 Zoe Stewart	23:52	7-19	1-5	4-6	0 4 4	4 4	19	3	4	1	0	2 -8
25 Destiny Thomas	03:54	0-0	0-0	0-0	0 0 0	0 0	0	1	0	0	0	4
12 Jenna Walker	03:02	0-0	0-0	0-0	0 0 0	0 0	0	0	0	0	0	-7
Team					4 2 6		0	0				
Totals		30-79	11-32	8-12	15 33 48	21 14	79	13	16	11	4	8 -3

Technical Fouls: NONE

Shooting By Period											
1 <sup>st</sup> FG%	1-10	10.0%	3PT%	0-0	0%	FT%	2-2	100%	2 <sup>nd</sup> FG%	5-19	26.3%
3PT%	1-6	16.7%	FT%	3-4	75%	3 <sup>rd</sup> FG%	9-23	39.1%	FT%	3-7	42.9%
FT%	3-6	50%	4 <sup>th</sup> FG%	8-15	53.3%	3PT%	6-9	66.7%	FT%	2-2	100%
FT%	30-79	38.0%	3PT%	11-32	34.4%	FT%	8-12	66.7%	FT%	30-79	38.0%

Dead Ball Rebounds: 2, 0

Arkansas - 82

Record: 2-0

NO. Name	Min	FG M-A	3P M-A	FT M-A	Rebounds OR DR TOT	Fouls PF FD	TP	AS	TO	ST	Blocks BS BA	+/-
30 Maryam Dauda	F 21:54	1-2	1-1	0-0	1 7 8	3 1	3	0	1	0	1	0 0
0 Taliah Scott	G 34:30	9-20	0-4	7-7	0 3 3	0 6	25	1	5	0	0	2 14
2 Samara Spencer	G 38:09	4-9	2-5	1-2	0 5 5	2 4	11	7	4	0	0	0 0
4 Saylor Poffenbarger	G 31:57	4-9	0-2	2-4	1 11 12	3 3	10	3	3	3	0	13
43 Makayla Daniels	G 30:30	6-12	1-5	2-2	1 6 6	4 5	15	1	1	0	0	1 12
13 Sasha Golorth	17:14	3-5	0-1	3-5	2 0 2	0 2	9	0	2	0	3	0 1
34 Jenna Lawrence	08:20	0-3	0-2	0-0	0 1 1	0 0	0	0	1	1	1	-6
23 Carly Keats	12:28	3-7	3-5	0-0	0 0 0	0 0	9	0	0	0	0	-14
10 Cristina Sánchez Cerqueira	04:58	0-1	0-0	0-0	2 2 2	0 0	0	1	0	0	0	-5
Team					3 0 3		0	1				
Totals		30-68	7-25	15-20	8 34 42	14 21	82	13	18	4	8	4 3

Technical Fouls: NONE

Shooting By Period											
1 <sup>st</sup> FG%	5-19	26.3%	3PT%	2-6	33.3%	FT%	4-8	50%	2 <sup>nd</sup> FG%	13-20	65.0%
3PT%	3-9	33.3%	FT%	2-2	100%	3 <sup>rd</sup> FG%	8-16	50.0%	FT%	3-4	75%
FT%	3-6	50.0%	4 <sup>th</sup> FG%	4-13	30.8%	3PT%	0-5	0.0%	FT%	6-6	100%
FT%	30-68	44.1%	3PT%	7-25	28.0%	FT%	15-20	75.0%	FT%	30-68	44.1%

Dead Ball Rebounds: 2, 2

	MSU	ARK
Biggest lead	5 (1 <sup>st</sup> 2:02)	24 (3 <sup>rd</sup> 7:22)
Best Scoring Run	9 (3 <sup>rd</sup> 0:48)	11 (2 <sup>nd</sup> 6:43)
Lead Changes	3	
Times Tied	4	
Time with Lead	04:57	30:52

Points from	MSU	ARK
Turnovers	30	12
Paint	28	44
Second Chance	9	4
Fast Breaks	14	20
Bench	43	18

Period by Period Scoring	1st	2nd	3rd	4th	TOT
MSU	17	14	24	24	79
ARK	16	31	21	14	82



Official Basketball Box Score - Final  
**Little Rock at Arkansas**  
11/14/23 Bud Walton Arena, Fayetteville  
2023-24 Women's Basketball

Game Time: 7:00 PM  
Game Duration: 1:40  
Attendance: 2,608

Officials: Michael McConnell, Talisa Green, Brenda Pantaja

Little Rock - 36

Record: 0-3

NO. Name	Min	FG M-A	3P M-A	FT M-A	Rebounds OR DR TOT	Fouls PF FD	TP	AS	TO	ST	Blocks BS BA	+/-
5 Jordan Holman	F 30:06	2-9	0-1	2-4	2 4 6	3 2	6	2	2	1	0	1 -36
11 Faith Lee	F 23:36	1-10	0-0	0-0	0 0 0	4 1	2	1	6	0	0	3 -32
2 Jayiah Harris-Smith	G 30:00	1-4	0-1	2-2	0 4 4	2 2	4	3	3	0	0	-31
3 Jayla Brooks	G 17:18	3-6	0-1	0-0	1 1 2	5 1	6	1	1	1	0	-18
10 Lamariyee Williams	G 30:13	1-6	0-0	0-0	1 2 3	4 0	2	3	4	0	0	-18
23 Annemarie Batista	28:45	5-14	3-10	0-0	2 3 5	2 0	13	0	0	0	2	-29
4 Sha'Nequa Henry	18:50	1-3	0-0	1-2	0 2 2	0 1	3	0	0	1	0	-14
24 Camryn James	07:42	0-2	0-0	0-0	2 1 3	2 0	0	1	2	0	0	-14
1 Mira Hanna	07:27	0-2	0-0	0-0	0 2 2	1 0	0	0	1	0	0	-13
8 Courtney Davis	06:04	0-1	0-0	0-0	0 3 3	0 0	0	0	1	0	0	-2
Team					3 3 6		0	0				
Totals		14-57	3-13	5-8	11 25 36	23 7	36	11	20	3	2	8 -41

Technical Fouls: NONE

Shooting By Period				
1 <sup>st</sup>	FG%	1-11	9.1%	
	3PT%	0-2	0.0%	
	FT%	2-2	100%	
2 <sup>nd</sup>	FG%	4-13	30.8%	
	3PT%	0-2	0.0%	
	FT%	2-4	50%	
3 <sup>rd</sup>	FG%	7-16	43.8%	
	3PT%	2-4	50.0%	
	FT%	0-0	0%	
4 <sup>th</sup>	FG%	2-17	11.8%	
	3PT%	1-5	20.0%	
	FT%	1-2	50%	
GM	FG%	14-57	24.6%	
	3PT%	3-13	23.1%	
	FT%	5-8	62.5%	

# #SIDEBYSIDE



Official Basketball Box Score - Final  
**Central Ark. at Arkansas**  
11/20/23 Bud Walton Arena, Fayetteville  
2023-24 Women's Basketball

Game Time: 7:00 PM  
Game Duration: 1:46  
Attendance: 4,194

Officials: Felicia Grinter, Salf Esho, Gina Cazantrazi

Central Ark. - 67

Record: 2-2

NO.	Name	Min	FG	3P	FT	Rebounds	Fouls	TP	AS	TO	ST	Blocks	+/-
			M-A	M-A	M-A	OR DR TOT	PF FD					BS BA	
30	Kierra Prim	F 13:17	0-1	0-0	0-0	1 2 3	2 1 0	0	0	1	0	0	-20
42	Cheyenne Banks	F 26:38	1-3	0-0	3-4	4 5 9	3 4 5	0	1	0	0	0	-13
0	Jade Upshaw	G 24:34	6-13	4-9	0-0	0 0 0	3 1	16	3	2	1	0	-8
3	Randrea Wright	G 21:43	5-10	1-1	3-4	0 2 2	4 2 14	2	1	0	1	0	-8
22	Leah Mafua	G 21:39	3-8	0-3	1-1	0 2 2	5 2 7	2	2	2	1	0	-11
1	Kinley Fisher	26:50	4-8	3-6	0-0	2 2 4	1 0 11	2	5	1	0	0	-15
5	Bree Stephens	25:50	4-8	2-5	0-0	0 1 1	2 0 10	2	1	3	0	0	3
4	Cheyenne Kemp	14:05	0-3	0-1	2-2	0 2 2	2 2 2	1	2	0	0	0	-1
24	Jenna Rose Mafua	10:42	0-0	0-0	0-0	1 2 3	1 0 0	1	0	2	0	0	-1
12	Destine Duckworth	08:51	0-1	0-1	2-2	1 4 5	1 0 2	0	2	0	0	0	-7
32	Elizabeth Abilara	05:24	0-0	0-0	0-0	0 2 2	0 0 0	0	0	0	0	0	9
23	Kaidyn Beckwith	00:27	0-0	0-0	0-0	0 0 0	0 0 0	0	0	0	0	0	0
Team						1 1 2				0			
<b>Totals</b>			23-55	10-26	11-13	10 25 35	23 13	67	13	17	8	1	3 -14

Technical Fouls: NONE

Dead Ball Rebounds: 2, 0

Arkansas - 81

Record: 5-0

NO.	Name	Min	FG	3P	FT	Rebounds	Fouls	TP	AS	TO	ST	Blocks	+/-
			M-A	M-A	M-A	OR DR TOT	PF FD					BS BA	
30	Maryam Dauda	F 30:13	4-11	3-6	3-6	2 6 8	3 3 14	1	1	3	0	0	14
0	Taliah Scott	G 35:55	7-17	0-3	3-3	0 4 4	2 2 17	3	3	0	0	0	15
2	Samara Spencer	G 23:16	5-9	2-4	4-4	0 2 2	0 4 16	1	1	1	0	1	19
4	Saylor Poffenbarger	G 26:47	6-10	3-4	2-2	1 5 6	1 3 17	4	0	2	1	0	25
43	Makayla Daniels	G 32:54	3-6	1-4	4-7	2 1 3	3 7 11	4	3	2	0	0	22
13	Sasha Golorth	17:49	1-3	0-0	2-3	2 0 2	0 3 4	1	2	1	1	0	0
55	Emrie Ellis	09:47	0-0	0-0	2-2	1 1 2	1 1 2	0	0	0	1	0	0
10	Cristina Sánchez Cerqueira	06:27	0-0	0-0	0-0	0 0 0	2 0 0	1	0	0	0	0	0
23	Carly Keats	21:50	0-2	0-2	0-0	0 2 2	0 0 0	0	0	1	0	0	-16
34	Jenna Lawrence	05:02	0-1	0-1	0-0	1 0 1	1 0 0	0	0	0	0	0	-9
Team						2 0 2				0			
<b>Totals</b>			26-59	9-24	20-27	11 21 32	13 23	81	11	11	9	3	14

Technical Fouls: NONE

Dead Ball Rebounds: 4, 1

	UCA	ARK
Biggest lead	0 (1 <sup>st</sup> 10:00)	20 (2 <sup>nd</sup> 2:59)
Best Scoring Run	12 (2 <sup>nd</sup> 0:35)	9 (1 <sup>st</sup> 5:42)
Lead Changes	0	
Times Tied	1	
Time with Lead	00:00	38:57
Points from	UCA	ARK
Turnovers	12	20
Paint	24	24
Second Chance	9	14
Fast Breaks	9	9
Bench	25	6
Period by Period Scoring		
1st	12	20
2nd	10	24
3rd	21	10
4th	24	67
TOT	67	81



Official Basketball Box Score - Final  
**Wisconsin at Arkansas**  
11/24/23 Suncoast Credit Union Arena, Fort Myers, Fla.  
2023-24 Women's Basketball

Game Time: 2:00 PM  
Game Duration: 1:47  
Attendance: 654

Officials: Talisa Green, Eric Baker, Ashlee Goode

Wisconsin - 62

Record: 3-2

NO.	Name	Min	FG	3P	FT	Rebounds	Fouls	TP	AS	TO	ST	Blocks	+/-
			M-A	M-A	M-A	OR DR TOT	PF FD					BS BA	
25	Serah Williams	F 36:13	2-7	0-2	5-7	1 8 9	1 6 9	1	5	1	1	2	-6
3	Brooke Schramek	G 25:49	2-8	1-4	1-2	0 2 2	4 1 6	2	3	0	0	2	-2
13	Ronnie Porter	G 38:40	3-15	2-5	0-0	2 8 10	3 1 8	1	2	5	1	1	-6
23	D'Yanis Jimenez	G 34:13	6-10	2-2	3-4	0 4 4	2 4 17	2	3	1	0	0	6
24	Natalie Leuzinger	G 22:16	4-6	1-2	0-0	1 3 2	5 0 9	0	1	0	0	0	-6
15	Sania Copeland	32:05	4-8	3-6	0-0	0 3 3	2 2 11	5	3	0	0	1	-8
11	Ana Guillen	09:47	1-2	0-1	0-0	0 0 0	1 0 2	1	0	0	1	0	3
12	Tessa Grady	00:56	0-0	0-0	0-0	0 1 1	0 0 0	0	0	1	0	0	2
Team						2 7 9				0			
<b>Totals</b>			22-56	9-22	9-13	6 34 40	18 14	62	12	18	7	3	-3

Technical Fouls: NONE

NO.	Name	Min	FG	3P	FT	Rebounds	Fouls	TP	AS	TO	ST	Blocks	+/-
			M-A	M-A	M-A	OR DR TOT	PF FD					BS BA	
1 <sup>st</sup>	FG%	6-16	37.5%										
3PT%	5-7	71.4%											
FT%	1-2	50%											
2 <sup>nd</sup>	FG%	6-14	42.9%										
3PT%	2-5	40.0%											
FT%	0-0	0%											
3 <sup>rd</sup>	FG%	6-17	35.3%										
3PT%	1-5	20.0%											
FT%	1-1	100%											
4 <sup>th</sup>	FG%	4-9	44.4%										
3PT%	1-5	20.0%											
FT%	7-10	70%											
GM FG%	22-56	39.3%											
3PT%	9-22	40.9%											
FT%	9-13	69.2%											

Dead Ball Rebounds: 1, 0

Arkansas - 65

Record: 6-0

NO.	Name	Min	FG	3P	FT	Rebounds	Fouls	TP	AS	TO	ST	Blocks	+/-
			M-A	M-A	M-A	OR DR TOT	PF FD					BS BA	
30	Maryam Dauda	F 31:20	2-4	0-1	0-0	6 5 11	4 0 4	3	2	2	3	0	8
0	Taliah Scott	G 37:56	6-20	4-12	2-2	0 5 5	1 2 18	1	1	1	0	0	3
2	Samara Spencer	G 35:15	3-17	3-11	4-6	1 5 6	1 5 13	2	3	2	1	0	-2
4	Saylor Poffenbarger	G 32:28	2-8	0-4	0-4	3 7 10	1 3 4	2	1	3	1	1	7
43	Makayla Daniels	G 38:22	7-15	5-10	3-6	4 4 8	3 5 22	3	4	2	1	1	4
13	Sasha Golorth	06:42	0-4	0-2	0-0	0 0 0	1 1 0	0	0	0	0	1	-4
55	Emrie Ellis	09:30	0-0	0-0	0-0	1 0 1	2 1 0	0	1	0	0	0	-5
23	Carly Keats	08:27	1-2	0-1	2-2	1 1 2	1 1 4	0	0	0	0	0	4
Team						3 4 7				0			
<b>Totals</b>			21-70	12-41	11-20	19 31 50	14 18	65	11	14	10	6	3

Technical Fouls: NONE

NO.	Name	Min	FG	3P	FT	Rebounds	Fouls	TP	AS	TO	ST	Blocks	+/-
			M-A	M-A	M-A	OR DR TOT	PF FD					BS BA	
1 <sup>st</sup>	FG%	4-20	20.0%										
3PT%	4-15	26.7%											
FT%	0-2	0%											
2 <sup>nd</sup>	FG%	5-20	25.0%										
3PT%	2-9	22.2%											
FT%	1-2	50%											
3 <sup>rd</sup>	FG%	7-20	35.0%										
3PT%	3-11	27.3%											
FT%	4-6	66.7%											
4 <sup>th</sup>	FG%	5-10	50.0%										
3PT%	3-6	50.0%											
FT%	6-10	60%											
GM FG%	21-70	30.0%											
3PT%	12-41	29.3%											
FT%	11-20	55.0%											

Dead Ball Rebounds: 5, 0

	Wisc	Ark
Biggest lead	10 (3 <sup>rd</sup> 9:40)	11 (4 <sup>th</sup> 4:46)
Best Scoring Run	14 (2 <sup>nd</sup> 0:53)	11 (2 <sup>nd</sup> 4:15)
Lead Changes	5	
Times Tied	6	
Time with Lead	19:55	13:26
Points from	Wisc	Ark
Turnovers	4	15
Paint	24	12
Second Chance	9	19
Fast Breaks	18	14
Bench	13	4
Period by Period Scoring		
1st	18	14
2nd	14	14
3rd	16	62
4th	16	62
TOT	62	65



Official Basketball Box Score - Final  
**Marquette at Arkansas**  
11/25/23 Suncoast Credit Union Arena, Fort Myers, Fla.  
2023-24 Women's Basketball

Game Time: 5:00 PM  
Game Duration: 1:34  
Attendance: 527

Officials: Jody Cantrell, Royce Bevis, Cara Sappie

Marquette - 74

Record: 6-1

NO.	Name	Min	FG	3P	FT	Rebounds	Fouls	TP	AS	TO	ST	Blocks	+/-
			M-A	M-A	M-A	OR DR TOT	PF FD					BS BA	
20	Frannie Hottinger	F 30:20	6-9	0-1	0-0	4 8 12	1 2 12	1	2	2	2	1	15
32	Liza Karlen	F 25:39	9-16	0-2	2-3	3 6 9	1 5 20	0	1	0	1	1	13
3	Rose Nkumu	G 31:15	5-7	2-3	2-2	0 1 1	2 4 14	7	0	3	0	0	15
12	Mackenzie Hare	G 26:51	3-11	1-6	2-2	0 5 5	3 1 9	1	2	0	0	3	15
23	Jordan King	G 21:17	4-12	1-5	0-0	0 2 2	3 2 9	1	2	0	0	0	16
11	Skylar Forbes	21:41	0-1	0-0	2-2	1 2 3	0 1 2	0	0	1	0	0	7
1	Lee Volker	22:23	1-5	0-1	2-2	1 2 3	1 1 4	2	1	2	1	0	12
4	Abbey Cracknell	12:23	2-3	0-1	0-0	0 3 3	2 0 4	1	1	0	0	0	-8





Official Basketball Box Score - Final  
**UCLA at Arkansas**  
12/03/23 Bud Walton Arena, Fayetteville  
2023-24 Women's Basketball

Game Time: 2:00 PM  
Game Duration: 1:45  
Attendance: 4,261

Officials: Michael McConnell, Angelica Sutfren, Reyniya Seales

UCLA - 81 Record: 7-0

NO. Name	Min	FG M-A	3P M-A	FT M-A	Rebounds OR DR TOT	Fouls PF FD	TP	AS	TO	ST	Blocks BS BA	+/-
32 Angela Dugalic	F 22:41	4-11	1-4	0-0	6 3 9	3 1	9	5	5	1	1 1	7
51 Lauren Betts	C 24:48	9-9	0-0	2-3	4 6 10	1 3	20	0	3	0	2 0	24
1 Kiki Rice	G 33:59	5-11	2-5	0-0	0 8 8	2 2	12	5	4	2	2 1	14
20 Charisma Osborne	G 33:16	2-7	2-6	2-2	0 8 8	3 0	8	6	4	0	2 0	14
35 Camryn Brown	G 14:60	1-1	0-0	2-2	0 0 0	2 1	4	1	0	0	2 0	4
23 Gabriela Jaquez	29:02	3-10	1-3	3-4	3 8 11	4 2	10	1	2	2	0 3	13
3 Londynn Jones	22:07	4-14	2-8	2-2	0 2 2	3 3	12	0	1	1	0 1	3
22 Christeen Iwuala	13:02	3-6	0-0	0-0	3 0 3	0 2	6	2	0	0	0 0	2
33 Amanda Muse	04:36	0-0	0-0	0-0	0 0 0	0 0	0	0	1	0	0 0	-3
43 Izzy Anstley	01:29	0-0	0-0	0-0	0 1 1	0 0	0	0	0	1	0 0	-3
Team					3 1 4				2			
<b>Totals</b>		31-69	8-26	11-13	19 37 56	18 14	81	20	22	7	7 6	15

Technical Fouls: NONE

Dead Ball Rebounds: 1, 1

Arkansas - 66 Record: 7-2

NO. Name	Min	FG M-A	3P M-A	FT M-A	Rebounds OR DR TOT	Fouls PF FD	TP	AS	TO	ST	Blocks BS BA	+/-
30 Maryam Dauda	F 28:50	5-9	2-3	2-2	1 1 2	3 1	14	2	0	1	2 1	9
0 Taliah Scott	G 38:55	6-21	3-7	8-9	0 2 2	1 7	23	1	4	1	0 4	-12
2 Samara Spencer	G 21:41	1-4	0-0	0-0	0 2 2	3 2	2	1	2	3	0 0	-20
4 Saylor Poffenbarger	G 28:23	5-13	2-4	0-0	1 6 7	0 2	12	0	2	1	1 0	-22
43 Makayla Daniels	G 33:00	3-10	1-5	3-6	1 2 3	3 5	10	2	1	3	0 0	-14
23 Carly Keats	26:24	0-6	0-4	2-2	0 1 1	1 1	2	1	0	0	0 0	-1
55 Emrie Ellis	11:29	1-1	1-1	0-0	0 1 1	1 0	3	0	0	0	2 0	-5
10 Cristina Sánchez Cerqueira	03:39	0-0	0-0	0-0	0 1 1	2 0	0	0	0	0	0 0	-4
34 Jenna Lawrence	07:39	0-0	0-0	0-0	0 0 0	0 0	0	0	1	2	1 0	10
Team					5 2 7			0	2			
<b>Totals</b>		21-64	9-24	15-19	8 18 26	15 18	66	7	12	11	6 7	-15

Technical Fouls: Coach 2<sup>nd</sup> 7<sup>th</sup> 4<sup>th</sup>

Dead Ball Rebounds: 1, 2

	UCLA	ARK
Biggest lead	30 (3 <sup>rd</sup> 0:35)	6 (1 <sup>st</sup> 8:39)
Best Scoring Run	15 (2 <sup>nd</sup> 4:56)	15 (4 <sup>th</sup> 4:00)
Lead Changes	1	
Times Tied	0	
Time with Lead	35:59	03:31

Points from	UCLA	ARK
Turnovers	20	13
Paint	40	22
Second Chance	20	10
Fast Breaks	19	7
Bench	28	5

Period by Period Scoring	UCLA	ARK
1st	20	30
2nd	12	19
3rd	6	9
4th	14	11
TOT	52	69



Official Basketball Box Score - Final  
**Louisiana Tech at Arkansas**  
12/07/23 Bud Walton Arena, Fayetteville  
2023-24 Women's Basketball

Game Time: 7:00 PM  
Game Duration: 1:40  
Attendance: 2,599

Officials: Kevin Pethel, Denise Brooks, Katie Lukanich

Louisiana Tech - 60 Record: 2-7

NO. Name	Min	FG M-A	3P M-A	FT M-A	Rebounds OR DR TOT	Fouls PF FD	TP	AS	TO	ST	Blocks BS BA	+/-
32 Kate Thompson	F 19:08	2-3	1-1	1-2	2 2 4	4 1	6	0	1	2	1 0	-12
44 Anna Larr Robertson	F 22:49	3-7	0-1	0-0	2 6 8	1 1	6	0	3	1	0 0	-26
10 Salma Bates	G 27:26	5-16	1-5	0-1	1 2 3	2 3	11	0	3	1	0 1	-28
22 Janna Morris	G 21:39	4-12	0-2	0-0	0 1 1	2 0	8	0	1	1	0 1	-40
23 Silvia Nativi	G 22:06	1-5	0-3	2-3	1 4 5	1 2	4	2	2	1	0 0	-11
3 Robyn Lee	23:40	7-11	0-1	1-2	1 4 5	2 2	15	2	2	1	0 0	-13
34 Ayen Angoi	13:21	0-1	0-0	0-0	0 2 2	0 0	0	0	1	0	0 0	-23
0 Evie Goetz	15:45	0-2	0-1	0-0	2 1 3	3 0	0	3	0	1	1 0	-16
1 Autumn Smith	18:02	0-7	0-4	0-4	0 2 2	1 1	3	2	2	1	0 0	-9
45 Anja Bukvic	16:04	3-5	1-2	0-0	0 1 1	1 0	7	1	3	0	0 0	-22
Team					1 1 2			0	0			
<b>Totals</b>		25-69	3-20	7-12	10 26 36	17 10	60	10	18	9	2 2	-40

Technical Fouls: NONE

Dead Ball Rebounds: 3, 0

Arkansas - 100 Record: 9-2

NO. Name	Min	FG M-A	3P M-A	FT M-A	Rebounds OR DR TOT	Fouls PF FD	TP	AS	TO	ST	Blocks BS BA	+/-
30 Maryam Dauda	F 17:35	3-4	0-0	3-4	1 2 3	1 2	9	0	1	0	2 0	29
0 Taliah Scott	G 31:00	12-16	5-8	0-4	0 2 2	1 3	29	1	3	1	0 0	-40
2 Samara Spencer	G 29:24	7-12	3-8	3-6	1 7 8	0 4	20	6	3	2	0 0	38
4 Saylor Poffenbarger	G 21:33	5-11	2-3	0-0	2 9 11	0 0	12	2	2	5	0 0	29
43 Makayla Daniels	G 25:52	3-4	1-2	5-6	0 6 6	0 5	12	0	1	3	0 0	36
23 Carly Keats	22:02	3-9	2-5	0-0	0 2 2	0 0	8	1	0	1	0 0	14
55 Emrie Ellis	11:29	0-1	0-0	0-0	0 1 1	1 0	0	1	1	0	1 0	10
34 Jenna Lawrence	11:59	3-4	1-2	3-4	0 1 1	3 2	10	0	0	0	0 0	6
10 Cristina Sánchez Cerqueira	10:56	0-1	0-0	0-0	0 2 2	0 0	0	0	0	0	0 0	1
20 Karley Johnson	12:57	0-0	0-0	0-2	1 1 2	2 1	0	1	0	1	0 1	1
51 Beia Franklin	05:13	0-1	0-0	0-0	1 0 1	0 0	0	0	0	0	0 0	-4
Team					1 2 3			0	0			
<b>Totals</b>		36-65	14-28	14-26	7 35 42	11 17	100	19	11	13	2 2	40

Technical Fouls: Bench 4<sup>th</sup> 13<sup>th</sup>

Dead Ball Rebounds: 8, 1

	LATECH	ARK
Biggest lead	0 (1 <sup>st</sup> 10:00)	44 (4 <sup>th</sup> 6:44)
Best Scoring Run	7 (3 <sup>rd</sup> 7:25)	22 (4 <sup>th</sup> 9:04)
Lead Changes	0	
Times Tied	0	
Time with Lead	00:00	39:41

Points from	LATECH	ARK
Turnovers	8	13
Paint	28	42
Second Chance	1	12
Fast Breaks	9	17
Bench	25	18

Period by Period Scoring	LATECH	ARK
1st	12	12
2nd	12	17
3rd	11	19
4th	10	60
TOT	45	108



Official Basketball Box Score - Final  
**Ark-Pine Bluff at Arkansas**  
12/10/23 Bud Walton Arena, Fayetteville  
2023-24 Women's Basketball

Game Time: 1:00 PM  
Game Duration: 1:53  
Attendance: 3,330

Officials: Brian Hall, Brenda Partridge, Cori Chambers

Ark-Pine Bluff - 74 Record: 4-7

NO. Name	Min	FG M-A	3P M-A	FT M-A	Rebounds OR DR TOT	Fouls PF FD	TP	AS	TO	ST	Blocks BS BA	+/-
23 Maori Davenport	C 25:51	2-4	0-0	2-2	6 4 10	3 1	6	0	5	1	1 1	0
0 Zaay Green	G 34:48	8-22	2-2	3-3	5 4 9	3 3	21	4	3	0	4 3	0
5 Jellissa Reese	G 25:11	3-6	0-0	1-2	4 1 5	4 3	7	3	2	3	0 0	-7
15 Coriah Beck	G 38:17	6-21	2-8	1-1	0 5 5	3 1	15	3	0	1	2 0	5
25 Kaila Walker	G 26:39	0-4	0-2	3-3	0 0 0	3 1	3	1	2	0	0 0	-1
54 Maya Peat	12:07	2-6	0-0	0-2	3 3 6	1 2	4	0	1	1	1 2	4
3 Demetria Shephard	21:23	4-11	4-9	0-0	1 5 6	2 2	12	0	1	0	1 1	15
4 Kourtney Rittenberry	13:39	2-3	0-0	0-2	2 4 6	1 3	4	0	0	1	1 0	1
14 Azaria Robinson	02:05	1-1	0-0	0-0	0 0 0	0 0	2	0	0	0	0 0	0
Team					1 4 5			0	1			
<b>Totals</b>		28-78	8-21	10-15	22 30 52	20 16	74	11	15	10	6 8	4

Technical Fouls: NONE

Shooting By Period	1st	2nd	3rd	4th	TOT
1st FG%	5-26	19.2%			
3PT%	1-6	16.7%			
FT%	3-3	100%			
2nd FG%	6-17	35.3%			
3PT%	1-3	33.3%			
FT%	5-5	100%			
3rd FG%	11-20	55.0%			
3PT%	4-7	57.1%			
FT%	2-5	40%			
4th FG%	6-15	40.0%			
3PT%	2-5	40.0%			
FT%	0-2	0%			
GM FG%	28-78	35.9%			
3PT%	8-21	38.1%			
FT%	10-15	66.7%			

Dead Ball Rebounds: 3, 0

Arkansas - 70 Record: 8-3

NO. Name	Min	FG M-A	3P M-A	FT M-A	Rebounds OR DR TOT	Fouls PF FD	TP	AS	TO	ST	Blocks BS BA	+/-
30 Maryam Dauda	F 29:42	2-7	0-1	2-2	2 2 4	3 2	6	0	3	0	3 0	7
0 Taliah Scott	G 40:00	9-20	6-14	7-8	2 4 6	3 6	31	2	7	0	0 1	-4
2 Samara Spencer	G 33:05	1-11	1-4	1-2	1 7 8	5 3	4	1	2	2	0 3	-17
4 Saylor Poffenbarger	G 39:09	4-15	4-9	1-2	2 8 10	2 2	13	3	2	2	5 1	-9
43 Makayla Daniels	G 39:05	6-9	2-4	2-4	0 4 4	1 7	16	4	2	3	0 1	-2
10 Cristina Sánchez Cerqueira	05:59	0-0	0-0	0-0	0 1 1	2 0	0	0	0	0	0 0	1
23 Carly Keats	12:60	0-2	0-0	0-0	0 0 0	0 0	0	1	0	0	0 0	4
Team					2 2 4			0	1			
<b>Totals</b>		22-64	13-34	13-18	9 28 37	16 20	70	11	17	7	8 6	-4

Technical Fouls: NONE

Shooting By Period			
1 <sup>st</sup>	FG%	4-17	23.5%
	3PT%	2-6	33.3%
	FT%	5-6	83.3%
2 <sup>nd</sup>	FG%	9-13	69.2%
	3PT%	7-8	87.5%
	FT%	2-2	100%
3 <sup>rd</sup>	FG%	6-18	33.3%
	3PT%	2-10	20.0%
	FT%	5-8	62.5%
4 <sup>th</sup>	FG%	3-16	18.8%
	3PT%	2-10	20.0%
	FT%	1-2	50%
GM	FG%	22-64	34.4%
	3PT%	13-34	38.2%
	FT%	13-18	72.2%

# #SIDEBYSIDE



Official Basketball Box Score - Final  
**Arkansas at Illinois**  
12/20/23 Student Life Center, Keiser University, West Palm Beach  
2023-24 Women's Basketball

Game Time: 11:00 AM  
Game Duration: 1:47

Officials: Bruce Morris, Natasha Harris, Jeff Cross

Arkansas - 60

Record: 10-3

NO.	Name	Min	FG	3P	FT	Rebounds	Fouls	TP	AS	TO	ST	Blocks	+/
			M-A	M-A	M-A	OR DR TOT	PF FD					BS BA	
30	Maryam Dauda	F 26:03	4-5	0-0	1-2	1 3 4	4 1	9	0	3	0	2	0 15
0	Taliah Scott	G 37:55	7-15	1-6	2-2	1 0 1	3 5	17	1	3	0	0	1 1
2	Samara Spencer	G 35:15	7-19	2-7	1-4	0 4 4	2 2	17	1	4	1	0	1 -1
4	Saylor Poffenbarger	G 37:09	2-7	1-4	3-5	5 14 19	3 4	8	2	0	1	2	1 -3
43	Makayia Daniels	G 36:24	2-7	0-5	1-2	1 2 3	2 3	5	4	0	1	0	0 1
10	Cristina Sánchez Cerqueira	G 34:03	0-2	0-0	0-0	0 0 0	1 0	0	0	0	0	0	0 -4
32	Carly Keats	10:25	1-2	0-1	0-1	0 0 0	1 0	2	0	0	0	0	0 2
34	Jenna Lawrence	12:45	1-1	0-0	0-0	0 2 2	1 2	2	0	0	1	1	0 -6
Team						0 1 1	0	0	1				
Totals			24-58	4-23	8-16	8 26 34	16 18	60	8	11	4	5	3 1

Technical Fouls: NONE

Shooting By Period	
1 <sup>st</sup> FG%	8-18 44.4%
3PT%	1-4 25.0%
FT%	0-1 0%
2 <sup>nd</sup> FG%	5-13 38.5%
3PT%	0-5 0.0%
FT%	4-6 66.7%
3 <sup>rd</sup> FG%	7-14 50.0%
3PT%	3-8 37.5%
FT%	0-1 0%
4 <sup>th</sup> FG%	4-13 30.8%
FT%	0-6 0.0%
GM FG%	4-8 50%
3PT%	4-23 17.4%
FT%	8-16 50.0%

Dead Ball Rebounds: 4, 1

Illinois - 59

Record: 5-5

NO.	Name	Min	FG	3P	FT	Rebounds	Fouls	TP	AS	TO	ST	Blocks	+/
			M-A	M-A	M-A	OR DR TOT	PF FD					BS BA	
23	Brynn Shoup-Hill	F 12:17	1-2	0-0	0-0	1 2 3	0 0	2	0	0	0	1	0 8
44	Kendall Bostic	F 34:51	7-11	0-1	1-1	3 7 10	2 1	15	1	1	2	1	1 4
1	Genesis Bryant	G 39:33	6-15	0-0	0-0	0 0 0	3 4	12	2	3	0	0	1 -1
1	Makira Cook	G 36:53	6-21	0-3	5-6	2 9 11	4 6	17	5	2	0	0	0 2
24	Adalia McKenzie	G 22:32	1-6	0-0	0-0	2 3 5	4 2	2	0	1	1	0	1 -3
11	Jada Peebles	26:12	0-3	0-3	0-0	0 2 2	0 0	0	2	1	0	0	0 -5
5	Gretchen Dolan	03:35	0-0	0-0	0-0	0 2 2	1 0	0	0	0	0	0	0 0
41	Camille Hobby	13:37	4-7	0-0	3-3	2 3 5	2 3	11	0	1	0	1	2 -4
22	Shay Bollin	02:46	0-0	0-0	0-0	1 0 1	0 0	0	0	0	0	0	0 -4
4	Kam'ryn Rhodes	07:44	0-1	0-1	0-0	0 0 0	0 0	0	0	0	0	0	0 -2
Team						2 2 4	0	0	0				
Totals			25-66	0-8	9-10	13 30 43	18 16	59	10	9	3	3	5 -1

Technical Fouls: NONE

Shooting By Period	
1 <sup>st</sup> FG%	7-18 38.9%
3PT%	0-2 0.0%
FT%	2-2 100%
2 <sup>nd</sup> FG%	5-16 31.3%
3PT%	0-3 0.0%
FT%	2-2 100%
3 <sup>rd</sup> FG%	10-16 62.5%
3PT%	0-2 0.0%
FT%	3-4 75%
4 <sup>th</sup> FG%	3-16 18.8%
3PT%	0-1 0.0%
FT%	2-2 100%
GM FG%	25-66 37.9%
3PT%	0-8 0.0%
FT%	9-10 90.0%

Dead Ball Rebounds: 2, 0

	ARK	ILL
Biggest lead	7 (1 <sup>st</sup> 8:31)	5 (3 <sup>rd</sup> 6:15)
Best Scoring Run	8 (3 <sup>rd</sup> 4:41)	7 (3 <sup>rd</sup> 9:04)
Lead Changes	12	
Times Tied	5	
Time with Lead	21:12	16:36

Points from	ARK	III
Turnovers	5	11
Paint	26	32
Second Chance	10	13
Fast Breaks	2	5
Bench	4	11

Period by Period Scoring					
	1st	2nd	3rd	4th	TOT
ARK	17	14	17	12	60
III	16	12	23	8	59



Official Basketball Box Score - Final  
**UIC at Arkansas**  
12/21/23 Student Life Center, Keiser University, West Palm Beach  
2023-24 Women's Basketball

Game Time: 11:00 AM  
Game Duration: 1:43

Officials: Troy Winders, Dawn Marsh, Natasha Harris

UIC - 58

Record: 7-4

NO.	Name	Min	FG	3P	FT	Rebounds	Fouls	TP	AS	TO	ST	Blocks	+/
			M-A	M-A	M-A	OR DR TOT	PF FD					BS BA	
1	Kristian Young	G 25:46	2-8	0-2	4-6	2 2 4	2 5	8	7	5	0	0	1 -4
4	Jaida McCloud	G 21:19	1-4	0-2	0-0	1 3 4	1 1	2	2	0	1	2	0 -7
10	Dais'Ja Trotter	G 21:34	3-5	1-2	0-0	0 2 2	2 0	7	0	1	0	0	1 -6
22	Keimari Rimmer	G 23:40	6-15	0-3	0-0	2 6 8	4 3	12	1	2	1	1	1 -8
25	Danyel Middleton	G 31:14	3-12	0-1	1-1	0 3 3	0 2	7	0	0	1	0	1 -8
23	Makiyah Williams	G 22:16	7-13	0-2	1-2	0 2 2	1 2	15	0	1	0	0	0 0
14	Krystyna Ellaw	03:35	0-2	0-0	0-0	2 1 3	1 1	0	0	0	0	0	2 -5
20	Sandra Frau-Garcia	18:24	0-0	0-0	0-0	0 4 4	2 0	0	5	2	0	0	0 0
5	Ky Dempsey-Toney	11:18	1-2	0-0	0-0	0 4 4	0 0	2	0	0	0	0	0 -1
3	Sara Zabrecky	20:54	2-3	1-1	0-0	0 1 1	2 0	5	0	0	1	0	0 -1
Team						3 1 4	0	0	1				
Totals			25-64	2-13	6-9	10 29 39	15 14	58	15	12	4	3	6 -8

Technical Fouls: NONE

Shooting By Period	
1 <sup>st</sup> FG%	6-17 35.3%
3PT%	0-5 0.0%
FT%	0-0 0%
2 <sup>nd</sup> FG%	6-13 46.2%
3PT%	1-3 33.3%
FT%	2-3 66.7%
3 <sup>rd</sup> FG%	5-20 25.0%
3PT%	0-3 0.0%
FT%	0-0 0%
4 <sup>th</sup> FG%	8-14 57.1%
3PT%	1-2 50.0%
FT%	4-6 66.7%
GM FG%	25-64 39.1%
3PT%	2-13 15.4%
FT%	6-9 66.7%

Dead Ball Rebounds: 5, 1

Arkansas - 66

Record: 11-3

NO.	Name	Min	FG	3P	FT	Rebounds	Fouls	TP	AS	TO	ST	Blocks	+/
			M-A	M-A	M-A	OR DR TOT	PF FD					BS BA	
30	Maryam Dauda	F 32:23	1-2	0-1	1-2	1 7 8	4 1	3	3	0	0	2	0 5
0	Taliah Scott	G 40:00	9-24	6-12	2-2	0 6 6	2 1	26	2	0	0	0	1 8
2	Samara Spencer	G 37:52	3-14	2-6	5-6	0 0 0	0 6	13	2	3	0	0	2 5
4	Saylor Poffenbarger	G 37:52	6-7	2-3	3-3	2 9 11	1 5	17	1	1	5	1	0 5
43	Makayia Daniels	G 26:53	1-5	0-2	0-0	1 1 2	4 2	0	4	1	0	0	0 7
23	Carly Keats	15:15	1-4	0-2	0-0	0 2 2	0 0	2	0	0	0	0	2 0
34	Jenna Lawrence	09:45	1-2	1-1	0-0	0 1 1	3 0	3	0	0	0	1	0 6
Team						2 0 2	0	0	2				
Totals			22-58	11-27	11-13	6 26 32	14 15	66	8	10	6	6	3 8

Technical Fouls: NONE

Shooting By Period	
1 <sup>st</sup> FG%	7-15 46.7%
3PT%	3-7 42.9%
FT%	1-2 50%
2 <sup>nd</sup> FG%	5-18 27.8%
3PT%	3-9 33.3%
FT%	1-2 50%
3 <sup>rd</sup> FG%	5-15 33.3%
3PT%	3-7 42.9%
FT%	2-2 100%
4 <sup>th</sup> FG%	5-10 50.0%
3PT%	2-4 50.0%
FT%	7-7 100%
GM FG%	22-58 37.9%
3PT%	11-27 40.7%
FT%	11-13 84.6%

Dead Ball Rebounds: 2, 1

	UIC	ARK
Biggest lead	3 (1 <sup>st</sup> 7:24)	14 (4 <sup>th</sup> 4:44)
Best Scoring Run	6 (4 <sup>th</sup> 6:35)	11 (2 <sup>nd</sup> 8:27)
Lead Changes	3	
Times Tied	3	
Time with Lead	03:42	35:38

Points from	UIC	ARK
Turnovers	13	8
Paint	36	12
Second Chance	8	5
Fast Breaks	13	5
Bench	22	5

Period by Period Scoring					
	1st	2nd	3rd	4th	TOT
UIC	12	15	10	21	58
ARK	18	14	15	19	66



Official Basketball Box Score - Final  
**UIW at Arkansas**  
12/31/23 Bud Walton Arena, Fayetteville  
2023-24 Women's Basketball

Game Time: 1:00 PM  
Game Duration: 1:41  
Attendance: 3,420

Officials: Bill Larence, Ivy Seales, Charles Watson

UIW - 48

Record: 7-4

NO.	Name	Min	FG	3P	FT	Rebounds	Fouls	TP	AS	TO	ST	Blocks	+/
			M-A	M-A	M-A	OR DR TOT	PF FD					BS BA	
13	Chloe Storer	F 25:24	2-9	0-0	0-1	2 0 2	3 2	4	1	1	1	0	3 -19
35	Raimi McCrary	F 27:53	0-6	0-1	2-2	1 1 2	1 1	2	1	0	1	0	1 -1
3	Nina De Leon Negron	G 35:34	3-11	1-5	0-0	1 5 6	2 0	7	6	2	0	0	0 -19
10	Destiny Terrell	G 23:41	1-5	0-0	3-6	0 11 11	3 3	5	0	3	0	0	1 -4
32	Jorja Elliott	G 24:32	4-7	2-4	0-0	1 4 5	0 0	10	1	3	3	0	1 -12
5	Myra Bell	17:59	0-6	0-2	2-2	2 0 2	3 1	2	0	0	0	0	0 -13
11	Aliyah Collins	16:27	4-6	1-3	1-1	0 3 3	1 3	10	1	1	1	0	0 -17
14	Brenna Perez	17:57	2-6	1-4	1-2	0 1 1	1 2	6	0	1	0	0	0 -11
2	Kaylee Howell	01:31	0-1	0-0	0-0	0 0 0	0 0	0	1	0	0	0	0 1
0	Hanna Wheeler	03:28	0-2	0-2	0-0	0 0 0	0 0	0	1	0	0	0	0 0
4	Sophia Griego	03:28	0-1	0-1	0-0	0 0 0	0 0	0	0	1	1	0	0 0
21	Mallory McQuietor	02:06	0-0	0-0	2-2	1 0 1	0 1	2	0	0	0	0	0 0
Team						1 1 2	0	0	0				
Totals			16-60	5-22	11-16	9 26 35	15 13	48	12	12	7	1	5 -19

Technical Fouls: NONE

Shooting By Period	
1 <sup>st</sup> FG%	3-13 23.1%
3PT%	2-7 28.6%
FT%	2-2 100%
2 <sup>nd</sup> FG%	3-14 21.4%
3PT%	1-5 20.0%
FT%	3-4 75%
3 <sup>rd</sup> FG%	7-17 41.2%
3PT%	0-4 0.0%
FT%	2-6 33.3%
4 <sup>th</sup> FG%	3-16 18.8%
3PT%	2-6 33.3%
FT%	4-4 100%
GM FG%	16-60 26.7%
3PT%	5-22 22.7%
FT%	11-16 68.8%

Dead Ball Rebounds: 2, 2

Arkansas - 67

Record: 12-3



Official Basketball Box Score - Final  
**Georgia at Arkansas**  
01/07/24 Bud Walton Arena, Fayetteville  
2023-24 Women's Basketball

Game Time: 1:00 PM  
Game Duration: 1:45  
Attendance: 3,993

Officials: Gina Cross, Kevin Pethel, Angelica Suffren

Georgia - 43

Record: 10-5 (1-1)

NO.	Name	Min	FG	3P	FT	Rebounds	Fouls	TP	AS	TO	ST	Blocks	+/-
			M-A	M-A	M-A	OR DR TOT	PF FD					BS BA	
0	Zoesha Smith	F 12:55	1-4	0-0	0-0	1 1 2	1 0	2	0	0	0	0	-25
33	Destiny Thomas	F 19:20	0-2	0-0	1-2	6 8	2 1	1	0	1	0	1	-19
5	Jayvin Nicholson	F 34:06	8-18	0-0	1-1	3 7 10	2 3	17	1	5	3	1	-31
11	Asia Avinger	G 16:29	2-10	1-5	2-4	0 3 3	3 2	7	1	0	1	0	-11
12	Stefanie Ingram	G 20:12	1-5	0-2	0-0	0 0 0	2 1	2	2	3	0	0	-25
12	Tanyiah Thompson	22:35	2-8	0-0	0-0	1 2 3	0 1	4	2	0	0	0	-20
20	Jordan Cole	10:47	0-1	0-0	0-0	0 1 1	2 1	0	0	2	0	0	-19
1	Chloe Chapman	26:38	2-7	2-3	0-0	0 5 5	1 1	6	4	6	1	0	-29
10	DeMaun Flourmy	12:37	0-5	0-3	2-2	0 0 0	2 1	2	0	1	0	0	-7
2	Savannah Henderson	07:05	0-1	0-1	0-0	0 0 0	1 0	0	0	0	0	0	-4
30	Amiya Evans	12:53	0-2	0-0	0-0	2 1 3	0 1	0	1	1	0	1	-10
21	Fatima Diakhate	02:23	1-1	0-0	0-0	0 0 0	1 0	2	0	0	0	0	0
Team						3 2 5				0 1			
<b>Totals</b>			17-64	3-14	6-9	12 28 40	17 12	43	11	20	5	3 4	-40

Technical Fouls: NONE

Dead Ball Rebounds: 2, 2

Shooting By Period			
1 <sup>st</sup> FG%	3-15	20.0%	
3PT%	1-3	33.3%	
FT%	2-2	100%	
2 <sup>nd</sup> FG%	4-16	25.0%	
3PT%	1-3	33.3%	
FT%	0-0	0%	
3 <sup>rd</sup> FG%	5-17	29.4%	
3PT%	1-5	20.0%	
FT%	0-2	0%	
4 <sup>th</sup> FG%	5-16	31.3%	
3PT%	0-3	0.0%	
FT%	4-5	80%	
GM FG%	17-64	26.6%	
3PT%	3-14	21.4%	
FT%	6-9	66.7%	



Official Basketball Box Score - Final  
**Mississippi St. at Arkansas**  
01/11/24 Bud Walton Arena, Fayetteville  
2023-24 Women's Basketball

Game Time: 8:00 PM  
Game Duration: 1:50  
Attendance: 2,627

Officials: Dee Kantner, Fatou Cassoko-Stephens, Brenda Partoja

Mississippi St. - 66

Record: 14-4 (1-2)

NO.	Name	Min	FG	3P	FT	Rebounds	Fouls	TP	AS	TO	ST	Blocks	+/-
			M-A	M-A	M-A	OR DR TOT	PF FD					BS BA	
5	Erynn Barnum	F 20:45	2-10	0-4	0-0	1 1 2	0 0	4	1	2	0	1	13
4	Jessika Carter	C 32:10	9-16	0-0	4-4	6 13 19	4 3	22	3	3	0	2	1
2	Jerkaila Jordan	G 34:16	8-18	1-2	0-0	1 4 5	1 2	17	0	1	3	2	-2
3	Lauren Park-Lane	G 38:04	5-15	0-0	1-2	0 5 5	3 1	11	7	1	0	0	5
21	Debraasha Powe	G 32:17	2-7	1-5	1-2	1 6 7	1 2	6	0	1	1	0	0
0	Darnione Rogers	20:21	0-3	0-3	2-2	0 1 1	2 2	2	2	2	1	0	-3
14	Miracle Sheppard	14:54	1-2	0-0	0-0	2 1 3	4 0	2	1	0	0	0	1
24	Quantriah Montague	05:14	1-2	0-0	0-0	1 1 2	1 0	2	0	1	0	1	-2
22	Jasmine Brown-Hagger	02:00	0-0	0-0	0-0	0 0 0	0 0	0	0	0	0	0	-2
Team						3 3 6				0 1			
<b>Totals</b>			28-73	2-14	8-10	15 35 50	16 10	66	14	11	4	6 7	3

Technical Fouls: NONE

Shooting By Period			
1 <sup>st</sup> FG%	8-23	34.8%	
3PT%	0-5	0.0%	
FT%	0-0	0%	
2 <sup>nd</sup> FG%	8-18	44.4%	
3PT%	1-3	33.3%	
FT%	1-1	100%	
3 <sup>rd</sup> FG%	6-18	33.3%	
3PT%	1-5	20.0%	
FT%	2-2	100%	
4 <sup>th</sup> FG%	6-14	42.9%	
3PT%	0-1	0.0%	
FT%	5-7	71.4%	
GM FG%	28-73	38.4%	
3PT%	2-14	14.3%	
FT%	8-10	80.0%	

Dead Ball Rebounds: 2, 2

Arkansas - 83

Record: 13-4 (1-1)

NO.	Name	Min	FG	3P	FT	Rebounds	Fouls	TP	AS	TO	ST	Blocks	+/-
			M-A	M-A	M-A	OR DR TOT	PF FD					BS BA	
30	Maryam Dauda	F 33:49	2-10	0-0	4-4	6 5 11	2 2	8	1	2	4	2	36
2	Samara Spencer	G 37:37	4-15	2-6	5-5	1 5 6	1 6	15	4	3	1	0	1
4	Saylor Poffenbarger	G 35:01	5-12	4-6	1-2	4 13 17	3 1	15	4	2	1	0	2
23	Carly Keats	G 40:00	7-16	2-10	0-0	0 1 1	2 0	16	2	1	1	0	40
43	Makayla Daniels	G 34:45	7-15	5-10	5-7	1 6 7	3 4	24	3	1	5	1	0
55	Emmie Ellis	05:09	0-0	0-0	0-0	0 0 0	0 1	0	0	0	0	0	2
34	Jenna Lawrence	03:38	0-1	0-1	0-0	0 0 0	0 0	0	0	0	0	0	2
20	Karley Johnson	05:15	1-1	1-1	2-4	0 1 1	0 3	5	0	1	0	0	-2
8	Bea Franklin	02:23	0-0	0-0	0-0	0 0 0	0 0	0	0	0	0	0	0
10	Cristina Sánchez Cerqueira	02:23	0-0	0-0	0-0	0 1 1	1 0	0	0	0	0	1	0
Team						4 3 7				0 0			
<b>Totals</b>			26-70	14-34	17-22	16 35 51	12 17	83	14	11	12	4 3	40

Technical Fouls: NONE

Dead Ball Rebounds: 3, 1

Shooting By Period			
1 <sup>st</sup> FG%	7-20	35.0%	
3PT%	3-9	33.3%	
FT%	7-7	100%	
2 <sup>nd</sup> FG%	7-18	38.9%	
3PT%	3-9	33.3%	
FT%	8-9	88.9%	
3 <sup>rd</sup> FG%	6-17	35.3%	
3PT%	5-9	55.6%	
FT%	0-2	0%	
4 <sup>th</sup> FG%	6-15	40.0%	
3PT%	3-7	42.9%	
FT%	2-4	50%	
GM FG%	26-70	37.1%	
3PT%	14-34	41.2%	
FT%	17-22	77.3%	

	UGA	ARK
Biggest lead	0 (1 <sup>st</sup> 10:00)	44 (4 <sup>th</sup> 6:06)
Best Scoring Run	5(4 <sup>th</sup> 3:14)	12(3 <sup>rd</sup> 4:08)
Lead Changes	0	
Times Tied	0	
Time with Lead	00:00	39:03

Points from	UGA	ARK
Turnovers	8	21
Paint	12	24
Second Chance	12	17
Fast Breaks	9	19
Bench	14	5

Period by Period Scoring	1st	2nd	3rd	4th	TOT
UGA	9	9	11	14	43
ARK	24	25	17	17	83

Arkansas - 63

Record: 13-5 (1-2)

NO.	Name	Min	FG	3P	FT	Rebounds	Fouls	TP	AS	TO	ST	Blocks	+/-
			M-A	M-A	M-A	OR DR TOT	PF FD					BS BA	
30	Maryam Dauda	F 37:35	6-10	0-4	5-5	2 11 13	2 4	17	2	3	1	3	0
2	Samara Spencer	G 38:45	5-20	1-7	2-2	1 3 4	0 6	13	6	2	0	0	-1
4	Saylor Poffenbarger	G 40:00	3-13	3-9	0-0	2 5 7	0 0	9	3	1	1	2	-3
23	Carly Keats	G 36:53	4-11	3-8	1-1	0 0 0	4 2	12	1	3	0	0	1
43	Makayla Daniels	G 37:51	1-10	1-7	3-4	2 4 6	2 4	6	1	0	2	1	-12
55	Emmie Ellis	02:25	0-1	0-0	0-0	0 1 1	2 0	0	0	0	0	0	-3
34	Jenna Lawrence	06:31	2-3	2-3	0-0	1 1 2	0 0	6	1	0	0	1	0
Team						2 2 4				0 0			
<b>Totals</b>			21-68	10-38	11-12	10 27 37	10 16	63	14	9	4	7 6	-3

Technical Fouls: NONE

Shooting By Period			
1 <sup>st</sup> FG%	5-18	27.8%	
3PT%	3-14	21.4%	
FT%	0-0	0%	
2 <sup>nd</sup> FG%	3-19	15.8%	
3PT%	3-13	23.1%	
FT%	0-0	0%	
3 <sup>rd</sup> FG%	8-17	47.1%	
3PT%	4-8	50.0%	
FT%	6-7	85.7%	
4 <sup>th</sup> FG%	5-14	35.7%	
3PT%	0-3	0.0%	
FT%	5-5	100%	
GM FG%	21-68	30.9%	
3PT%	10-38	26.3%	
FT%	11-12	91.7%	

Dead Ball Rebounds: 1, 3

	MSU	ARK
Biggest lead	15 (2 <sup>nd</sup> 2:41)	2 (4 <sup>th</sup> 3:40)
Best Scoring Run	13(2 <sup>nd</sup> 5:05)	11(3 <sup>rd</sup> 2:49)
Lead Changes	2	
Times Tied	5	
Time with Lead	36:17	00:41

Points from	MSU	ARK
Turnovers	8	0
Paint	42	22
Second Chance	10	12
Fast Breaks	8	8
Bench	6	6

Period by Period Scoring	1st	2nd	3rd	4th	TOT
MSU	16	18	15	17	66
ARK	13	9	26	15	63



Official Basketball Box Score - Final  
**Arkansas at Alabama**  
01/14/24 Coleman Coliseum, Tuscaloosa  
2023-24 Women's Basketball

Game Time: 2:00 PM  
Game Duration: 1:52  
Attendance: 2,467

Officials: Michael McConnell, Natasha Camy, Teresa Luck

Arkansas - 77

Record: 14-5 (2-2)

NO.	Name	Min	FG	3P	FT	Rebounds	Fouls	TP	AS	TO	ST	Blocks	+/-
			M-A	M-A	M-A	OR DR TOT	PF FD					BS BA	
30	Maryam Dauda	F 40:00	3-7	0-0	2-4	7 5 12	0 3	8	5	3	2	10	1
2	Samara Spencer	G 39:24	11-29	2-7	7-8	2 12 14	3 7	31	3	7	2	0	2
4	Saylor Poffenbarger	G 34:31	4-12	1-5	0-0	5 9 14	3 2	9	0	2	1	0	13
23	Carly Keats	G 34:30	3-9	0-5	1-1	0 1 1	1 1	7	0	1	0	0	22
43	Makayla Daniels	G 25:44	6-10	3-5	1-1	2 1 3	4 2	16	0	0	0	0	-2





Official Basketball Box Score - Final  
**Kentucky at Arkansas**  
01/25/24 Bud Walton Arena, Fayetteville  
2023-24 Women's Basketball

Game Time: 7:00 PM  
Game Duration: 1:50  
Attendance: 3,719

Officials: Pulari Spurlock-Welsh, Dee Kantner, Ashlee Goode

Kentucky - 61 Record: 9-11 (2-4)

NO.	Name	Min	FG		3P	FT	Rebounds		Fouls		TP	AS	TO	ST	Blocks		+/-			
			M	A	M	A	OR	DR	TOT	PF	FD	M	A	M	A	BS		BA		
13	Ajae Petty	F 28:42	3	8	0	0	2	3	13	16	2	2	3	1	0	4	-14			
0	Brooklynn Miles	G 21:49	3	7	0	1	2	4	0	0	4	2	8	1	0	0	-19			
2	Saniah Tyler	G 25:51	1	10	0	4	1	3	1	2	2	3	0	0	1	0	-13			
22	Maddie Scherr	G 26:43	1	10	0	2	0	0	2	5	7	5	1	2	1	5	0	-26		
34	Emma King	G 26:24	2	4	1	2	2	4	1	2	3	1	3	7	0	1	1	0	-6	
4	Eniya Russell	25:14	8	13	1	2	3	6	4	3	7	3	4	20	2	4	0	1	0	-20
5	Cassidy Rowe	12:22	1	3	0	1	0	0	0	0	0	1	2	1	2	0	0	0	0	0
20	Amiya Jenkins	24:32	4	9	1	2	2	2	3	2	5	1	2	11	0	3	0	0	0	-22
44	Janae Walker	08:23	1	1	0	0	0	2	1	1	2	1	2	0	2	0	0	0	0	-15
Team									5	1	6									
Totals				24-65	3-14	10-23	20	28	48	19	18	61	7	21	3	1	6	-27		

Technical Fouls: NONE

Shooting By Period		
1 <sup>st</sup>	FG%	4-13 30.8%
3PT%	1-3 33.3%	
FT%	1-1 100%	
2 <sup>nd</sup>	FG%	6-16 37.5%
3PT%	1-5 20.0%	
FT%	0-2 0%	
3 <sup>rd</sup>	FG%	8-20 40.0%
3PT%	0-3 0.0%	
FT%	7-12 58.3%	
4 <sup>th</sup>	FG%	6-16 37.5%
3PT%	1-3 33.3%	
FT%	2-8 25%	
GM FG%	24-65 36.9%	
3PT%	3-14 21.4%	
FT%	10-23 43.5%	

Dead Ball Rebounds: 5, 0

Arkansas - 88 Record: 15-6 (3-3)

No.	Name	Min	FG M-A	3P M-A	FT M-A	Rebounds OR DR	Fouls PF	TP	AS	TO	ST	Blocks BS	+/-
30	Maryam Dauda	F 23:42	7-12	1-4	1-2	6 1 7	4 5	16	2	1	0	2	16
2	Samara Spencer	G 29:29	4-15	1-5	4-4	1 6 7	5 2	13	4	3	1	0	15
20	Karley Johnson	G 35:49	4-5	2-3	4-6	2 4 6	3 5	14	1	1	0	0	29
23	Carly Keats	G 39:22	6-15	2-5	0-0	1 1 2	0 0	14	3	1	2	0	27
4	Makayla Daniels	G 38:56	7-15	3-6	5-6	0 6 6	2 6	22	7	1	4	1	29
55	Emmie Ellis	16:18	2-3	1-2	0-0	0 1 1	2 0	5	0	1	0	2	11
34	Jenna Lawrence	14:39	1-3	0-2	0-0	1 4 5	2 1	2	1	1	0	1	9
10	Cristina Sánchez Cerqueira	01:46	1-1	0-0	0-0	0 1 1	0 0	2	0	0	0	0	-1
Team						2 5 7			0	11			
Totals			32-69	10-27	14-18	13 29 42	18 19	88	18	7	6	1	27

Technical Fouls: NONE

Shooting By Period		
1 <sup>st</sup>	FG%	9-19 47.4%
3PT%	3-7 42.9%	
FT%	8-8 100%	
2 <sup>nd</sup>	FG%	6-17 35.3%
3PT%	2-6 33.3%	
FT%	1-2 50%	
3 <sup>rd</sup>	FG%	8-15 53.3%
3PT%	3-6 50.0%	
FT%	3-4 75%	
4 <sup>th</sup>	FG%	9-18 50.0%
3PT%	2-9 22.2%	
FT%	2-4 50%	
GM FG%	32-69 46.4%	
3PT%	10-27 37.0%	
FT%	14-18 77.8%	

Dead Ball Rebounds: 0, 0

	UK	ARK									
Biggest lead	0 (1 <sup>st</sup> 10:00)	29 (4 <sup>th</sup> 6:14)	Points from	UK	ARK	Period by Period Scoring					
Best Scoring Run	10 (2 <sup>nd</sup> 8:12)	18 (1 <sup>st</sup> 3:17)	Turnovers	12	24		1st	2nd	3rd	4th	TOT
Lead Changes	0		Paint	34	40	UK	10	13	23	15	61
Times Tied	0		Second Chance	19	18						
Time with Lead	00:00	39:38	Fast Breaks	8	3	ARK	29	15	22	22	88
			Bench	35	9						



Official Basketball Box Score - Final  
**Arkansas at Missouri**  
01/28/24 Mizzou Arena, Columbia  
2023-24 Women's Basketball

Game Time: 2:00 PM  
Game Duration: 2:00  
Attendance: 4,968

Officials: Tiffany Byrd, Bill Larence, Jeffrey Smith

Arkansas - 67 Record: 16-6 (4-3)

NO.	Name	Min	FG	3P	FT	Rebounds	Fouls	TP	AS	TO	ST	Blocks	+/-				
			M-A	M-A	M-A	OR	DR	TOT	PF	FD		BS	BA				
30	Maryam Dauda	F 29:05	3-7	1-1	0-0	3	4	4	1	7	2	4	1	0	1		
2	Samara Spencer	G 38:51	4-8	0-2	5-8	0	6	6	2	9	13	6	6	1	0	9	
4	Saylor Poffenbarger	G 37:42	8-13	8-11	0-0	0	9	9	3	1	24	2	4	1	0	12	
23	Carly Keats	G 05:35	0-1	0-1	0-0	0	1	1	1	0	0	0	0	0	0	2	
43	Makayla Daniels	G 40:00	4-12	1-6	4-4	2	1	3	2	5	13	1	1	2	1	1	9
20	Karley Johnson	34:25	2-7	1-4	2-2	2	1	3	1	1	7	0	1	0	0	0	7
34	Jenna Lawrence	08:39	1-1	1-1	0-0	1	2	3	2	1	3	0	0	2	1	0	4
55	Emmie Ellis	05:43	0-0	0-0	0-0	0	1	1	0	0	0	0	0	0	0	0	1
Team						1	2	3		0	0						
Totals			22-49	12-26	11-14	7	26	33	15	18	67	11	16	7	6	1	9
													Technical Fouls: NONE				

Technical Fouls: NONE

Shooting By Period		
1 <sup>st</sup>	FG%	5-14 35.7%
3PT%	3-7 42.9%	
FT%	0-0 0%	
2 <sup>nd</sup>	FG%	6-12 50.0%
3PT%	4-8 50.0%	
FT%	0-0 0%	
3 <sup>rd</sup>	FG%	5-10 50.0%
3PT%	2-3 66.7%	
FT%	8-10 80%	
4 <sup>th</sup>	FG%	6-13 46.2%
3PT%	3-8 37.5%	
FT%	3-4 75%	
GM FG%	22-49 44.9%	
3PT%	12-26 46.2%	
FT%	11-14 78.6%	

Dead Ball Rebounds: 1, 0

Missouri - 58 Record: 11-10 (2-6)

NO.	Name	Min	FG	3P	FT	OR	DR	Reb	Fouls	TP	AS	TO	ST	BS	Blocks	+/-
34	Hannah Linthacum	F 12:32	1-3	1-2	0-2	1	1	2	2	3	0	2	0	1	0	-9
43	Hayley Frank	F 35:58	5-10	1-2	2-2	2	3	5	3	5	13	4	3	1	0	0
0	Grace Slaughter	G 38:31	3-11	1-4	2-2	1	2	3	2	1	9	1	0	0	0	1
4	Mama Dembele	G 30:27	0-6	0-1	0-0	0	3	3	2	0	4	1	2	0	3	-16
24	Ashton Judd	G 38:02	8-12	3-4	3-3	1	5	6	4	4	22	3	6	3	0	1
14	Abby Feit	G 30:27	3-8	3-6	0-0	1	3	4	4	3	9	0	1	0	0	-5
23	Abbey Schrecke	13:29	1-5	0-2	0-0	0	2	2	1	0	2	1	0	0	0	2
5	Hilke Feldrappe	00:34	0-0	0-0	0-0	0	0	0	0	0	0	0	0	0	0	-2
20	Sarah Linthacum	00:00	0-0	0-0	0-0	0	0	0	0	0	0	0	0	0	0	0
Team						3	3	6			0	1				

Technical Fouls: NONE

Shooting By Period		
1 <sup>st</sup>	FG%	7-15 46.7%
3PT%	4-7 57.1%	
FT%	0-0 0%	
2 <sup>nd</sup>	FG%	3-8 37.5%
3PT%	2-3 66.7%	
FT%	2-2 100%	
3 <sup>rd</sup>	FG%	7-17 41.2%
3PT%	3-6 50.0%	
FT%	3-5 60%	
4 <sup>th</sup>	FG%	4-15 26.7%
3PT%	0-5 0.0%	
FT%	2-2 100%	
GM FG%	21-55 38.2%	
3PT%	9-21 42.9%	
FT%	7-9 77.8%	

Dead Ball Rebounds: 1, 0

		ARK	Mizzou			Period by Period Scoring				
Biggest lead	11 (4 <sup>th</sup> 0:21)	5 (1 <sup>st</sup> 0:41)		Turnovers	14	7				
Best Scoring Run	7 (3 <sup>rd</sup> 6:15)	7 (1 <sup>st</sup> 0:41)		Paint	18	16				
Lead Changes	14			Second Chance	6	7				
Times Tied	7			Fast Breaks	0	0				
Time with Lead	24:31	11:42		Bench	10	11				

## TV/RADIO CHART



### Taliah Scott

0

Fr. | G | FR | 5-9  
Orange Park, Fla.  
St. Johns Country Day  
Major: History

GP-GS	PPG	RPG	APG	MPG
16-16	22.3	3.5	1.4	36.3
Season Highs:	34 (11/17)	6 (12/21)	4 (12/31)	40 (1/14)
Career Highs: Same				
<ul style="list-style-type: none"> <li>Ruled out last six games with day-to-day injury (back)</li> <li>Tied SEC Freshman of the Week record at Arkansas with five</li> <li>Logged 29 points vs. ULM, most by a freshman in Arkansas debut</li> <li>Led the SEC in points/gm and minutes/gm</li> <li>In NCAA, was top 10 in points/gm before absence</li> <li>No. 11 ranked 2023 player in the country and five-star prospect</li> <li>Named McDonald's All-American and Florida Gatorade POY</li> </ul>				



### Samara Spencer

2

Jr. | G | 2L | 5-7  
Fort Lauderdale, Fla.  
St. Thomas Aquinas  
Major: Rec & Sport Management

GP-GS	PPG	RPG	APG	MPG
22-22	14.0	4.9	3.6	33.4
Season Highs:	31 (1/14)	14 (1/14)	7 (1/21)	39 (1/14)
Career Highs:	32 (12/4/22)	14 (1/14)	11 (3/16/23)	43 (1/29/23)
<ul style="list-style-type: none"> <li>Coming off 13 points, six rebs &amp; six assists &amp; drew nine fouls at Missouri</li> <li>Second in FTM (84) &amp; third in FTA (112) and minutes/gm in the SEC</li> <li>In SEC games, fifth in scoring (18.6), sixth in assists/gm (4.7) and 11th in rebounds/gm (7.0)</li> <li>Became 33rd member of 1K club at Arkansas w/ 15 points at FSU</li> <li>No. 13 in career assists (329), fourth in SEC among active players</li> <li>Leading returning scorer w/ 14.4 PPG and a team-leading 154 assists</li> <li>2022 SEC Freshman of the Year, first for Arkansas since 2009</li> </ul>				



### Saylor Poffenbarger

4

R-So. | G | 1L/TR | 6-2  
Middletown, Md.  
Middletown/UConn  
Major: Communications

GP-GS	PPG	RPG	APG	MPG
21-21	10.8	12.1	1.7	31.9
Season Highs:	24 (1/28)	23 (11/30)	4 (1/7)	40 (1/11)
Career Highs:	24 (1/28)	23 (11/30)	6 (11/26/22)	43 (1/29/23)
<ul style="list-style-type: none"> <li>Matched career-high 24 points off eight 3-pointers, second most in a game in school history at her mother's Alumni Weekend at Missouri</li> <li>Has logged four 19+ rebound games, the most by a Razorback</li> <li>Broke single-game record in rebounds w/ 23 at #15 FSU</li> <li>Leads SEC in def. rebounds/gm &amp; second in rebounds/gm &amp; total rebounds (255), which are each second &amp; third in the NCAA</li> <li>Passed 500 rebounds in 57 games &amp; has six double-doubles this year</li> <li>Tabbed to All-SEC Freshman Team</li> <li>Five-time SEC Freshman of the Week, which led the league</li> </ul>				



### Bea Franklin

8

Gr. | G | GR | 5-10  
Seattle, Wash.  
Seattle Prep  
Major: Nursing

GP-GS	PPG	RPG	APG	MPG
3-0	0.0	0.3	0.0	2.9
Season Highs:	N/A	1 (12/7)	N/A	5 (12/7)
Career Highs: Same				
<ul style="list-style-type: none"> <li>Drafted third round, No. 41 overall, to Chicago Red Stars in NWSL, will be away from team for next few weeks at training camp</li> <li>Made SEC debut on basketball court w/ 2.5 minutes vs. Georgia</li> <li>Three-sport athlete in HS (soccer, bball and tennis)</li> <li>Led Seattle Prep to 20-9 record, 12-4 in 3A Metro in 2016-17</li> <li>On soccer pitch, named 2023 SEC Midfielder of the Year and SEC Scholar Athlete of the Year</li> <li>Named All-American in grad season, leading Hogs in goals (9), assists (9) and points, and two-time All-SEC recipient</li> </ul>				



### Cristina Sanchez Cerqueira

10

Fr. | F | FR | 6-1  
Granada, Spain  
Segle XXI  
Major: Kinesiology

GP-GS	PPG	RPG	APG	MPG
15-0	0.6	1.2	0.1	4.9
Season Highs:	2 (1/25)	3 (12/31)	1 (11/20)	11 (12/7)
Career Highs: Same				
<ul style="list-style-type: none"> <li>Registered two points &amp; one board in two minutes vs. Kentucky</li> <li>Has scored in five games and pulled down 2+ rebounds in five</li> <li>A member of the Spanish National Team</li> <li>Played at FIBA U18 3x3 World Cup in Hungary and European Youth Olympic Festival 3x3 in Slovenia</li> <li>With Segle XXI, played in 26 games during the 2022-23 season to average 6.4 points, 5.4 rebounds and 1.3 steals per game</li> </ul>				



### Karley Johnson

20

So. | G | 1L | 5-9  
Oklahoma City, Okla.  
Mustang  
Major: Family Science

GP-GS	PPG	RPG	APG	MPG
10-1	3.8	19	0.2	14.2
Season Highs:	6 (1/25)	6 (1/25)	1 (1/25)	36 (1/25)
Career Highs:	14 (1/25)	6 (1/25)	1 (1/25)	36 (1/25)
<ul style="list-style-type: none"> <li>Played 34.5 minutes off bench w/ seven points &amp; three boards at Missouri</li> <li>Earned first career start w/ 14 points &amp; six rebounds in 36 minutes vs. Kentucky</li> <li>In past three games, has logged 9.0 points &amp; 3.3 rebounds/gm in 29.1 minutes/gm</li> <li>Made season debut vs. Little Rock, playing all 10 minutes of fourth quarter</li> <li>Appeared in 10 games as a true freshman</li> <li>Tabbed a 2022 McDonald's All-American nominee</li> </ul>				



### Loren Lindsey

21

So. | G | 1L | 5-11  
Fayetteville, Ark.  
Fayetteville  
Major: Finance

GP-GS	PPG	RPG	APG	MPG
1-0	0.0	0.0	1.0	3.6
Season Highs:	N/A	N/A	1 (1/14)	3 (11/14)
Career Highs:	N/A	1 (3/16/23)	1 (1/14)	5 (11/20/22)
<ul style="list-style-type: none"> <li>Made appearance vs. Little Rock, finishing with first career assist</li> <li>Appeared in nine games as a true freshman</li> <li>Made collegiate debut against Central Arkansas</li> <li>Tabbed to the All-Conference 6A West All-Defense Team</li> <li>Named Northwest Arkansas Democrat Gazette Player of the Week</li> <li>Born and raised in Fayetteville &amp; always wanted to be a Hog</li> </ul>				



### Carly Keats

23

So. | G | JUCO | 5-8  
Choctaw, Miss.  
Neshoba Central/Jones JC  
Major: Anthropology

GP-GS	PPG	RPG	APG	MPG
22-22	6.1	1.2	0.5	19.8
Season Highs:	16 (1/7)	4 (1/21)	3 (1/25)	40 (1/7)
Career Highs: Same				
<ul style="list-style-type: none"> <li>Exited Missouri game early, logging one rebound &amp; five minutes</li> <li>Earned first career start &amp; logged career-high 16 points, while playing all 40 minutes vs. Georgia</li> <li>Has logged 27 triples this year, averaging 2.0/game in SEC play</li> <li>JUCO transfer from Jones College, having led the team to its seventh straight region crown and ticket to NJCAA Tournament</li> <li>Named to All-Region 23 Team at JC</li> <li>Started in 28 games as a freshman at JC, finishing w/ 55 3-pointers</li> </ul>				



### Maryam Dauda

30

R-So. | F | 1L | 6-4  
Bentonville, Ark.  
Bentonville  
Major: International Business

GP-GS	PPG	RPG	APG	MPG
22-22	9.1	6.8	1.2	28.4
Season Highs:	17 (1/11)	13 (1/11)	5 (1/14)	40 (1/14)
Career Highs:	17 (1/11)	13 (1/11)	5 (1/14)	40 (1/14)
<ul style="list-style-type: none"> <li>Coming off seven points, four rebounds &amp; four blocks at Missouri</li> <li>Broke school record in single-game blocks w/ 10 &amp; a double-double w/ 12 rebounds &amp; eight points &amp; five assists w/ no fouls at Alabama</li> <li>Delivered buzzer-beater layup vs. Illinois</li> <li>Third in blocks/gm (2.5) in SEC (first in SEC games w/ 3.7) &amp; seventh in total blocks (55) in NCAA</li> <li>Appeared in 35 games off the bench, first year back from ACL injury</li> <li>13th-ranked player, five-star prospect and top post player in the ESPN HoopGurlz 2021 recruiting class</li> </ul>				



### Jenna Lawrence

34

Fr. | F | FR | 6-3  
Farmington, Ark.  
Farmington  
Major: Human Nutrition

GP-GS	PPG	RPG	APG	MPG
17-0	2.2	2.1	0.2	9.0
Season Highs:	10 (12/7)	5 (12/16)	1 (1/25)	17 (1/21)
Career Highs: Same				
<ul style="list-style-type: none"> <li>Had buzzer-beater 3-pointer &amp; logged three boards, two steals &amp; one block at Missouri</li> <li>Provided spark w/ six points, two boards &amp; one block vs. Miss. State</li> <li>Recorded a career-high 10 points vs. LA Tech</li> <li>Four-star prospect, No. 61 player in the country</li> <li>Proven winner, coming off 4A girls state championship &amp; was MVP</li> <li>Averaged 18.7 points, 7.1 rebounds and 1.5 blocks per game with 99 3-pointers made as a senior</li> <li>Eclipsed 2,000 points and 1,000 rebounds in high school</li> </ul>				



### Makayla Daniels

43

Gr. | G | 4L | 5-8  
Frederick, Md.  
Frederick  
Major: Rec & Sport Management

GP-GS	PPG	RPG	APG	MPG
22-22	11.5	4.5	2.7	33.4
Season Highs:	24 (1/7)	8 (11/24)	7 (1/25)	40 (1/28)
Career Highs:	34 (12/21/21)	11 (3/3/22)	7 (1/25)	43 (3/3/22)
<ul style="list-style-type: none"> <li>Coming off 13 points, three rebounds &amp; two steals at Missouri</li> <li>Registered season-high 24 points w/ five 3s, seven rebounds, three assists and a season-high five steals vs. Georgia</li> <li>Made Fort Myers Tip-Off All-Tournament Team</li> <li>Earned spot on All-SEC Preseason Second Team</li> <li>No. 7 on the all-time scoring list (1,717), broke starts &amp; games played records (144) &amp; No. 4 in all-time steals (234)</li> <li>Started in every game since freshman year</li> </ul>				



### Maryn Archer

44

Fr. | G | FR | 5-8  
Derby, Kan.  
Derby  
Major: Sociology

GP-GS	PPG	RPG	APG	MPG
N/A	N/A	N/A	N/A	N/A
Career Highs: Same				
<ul style="list-style-type: none"> <li>Has not made an appearance in a game</li> <li>Enrolled early last January</li> <li>Three-star prospect out of high school</li> <li>Voted Run 4 Roses All-Tournament First Team after 31-point performance on just 11 shots in championship game</li> <li>Paced Derby HS in assists and steals during junior year</li> <li>Played on two different high school teams, leading both to state</li> </ul>				



### Emrie Ellis

55

Jr. | F | 2L | 6-3  
Vanoss, Okla.  
Vanoss  
Major: Human Resources

GP-GS	PPG	RPG	APG	MPG
13-0	1.4	1.2	0.2	9.5
Season Highs:	6 (11/7)	4 (11/14)	1 (12/7)	16 (1/25)
Career Highs:	11 (2/10/22)	8 (12/13/22)	2 (1/6/22)	21 (2/10/22)
<ul style="list-style-type: none"> <li>Logged one rebound and played nearly six minutes at Missouri</li> <li>Has missed nine total games this year, recovering from Tommy John in her elbow</li> <li>Splashed two 3-pointers for six points w/ +20 efficiency at A-State</li> <li>Made return after injury vs. LR, logging two points &amp; four boards</li> <li>Played 28 games off the bench last season</li> <li>Scored in nine games in 2022-23</li> <li>Logged five blocks vs. UAPB in 2021, which was the most by a freshman Hog since 2014</li> </ul>				




### Mike Neighbors

HC

7th Year at Arkansas  
11th Year Overall  
Career: 234-124, Arkansas: 136-83

<ul style="list-style-type: none"> <li>Holds the most wins among active Power 5 coaches with 11 years or less of experience</li> <li>Has led teams to nine postseason appearances (6 NCAA, 3 WNIT)</li> <li>Guided teams to Final Four and two Sweet 16s as head coach</li> <li>Coached 11 WNBA Draft picks, six as a head coach</li> <li>Holds Arkansas head coaching record for SEC winning percentage</li> <li>Has 42 wins over AP Top 25 opponents</li> <li>WBCA Board of Directors member</li> </ul>				
---	--	--	--	--







**Taliah Scott**  
Fr. | 5-9 | G  
Orange Park, Fla.



**Phoenix Stotijn**  
Fr. | 5-9 | G  
Amsterdam, Netherlands



**Samara Spencer**  
Jr. | 5-7 | G  
Fort Lauderdale, Fla.



**Saylor Poffenbarger**  
R-So. | 6-2 | G  
Middletown, Md.



**Bea Franklin**  
Gr. | 5-10 | G  
Seattle, Wash.



**Cristina Sánchez Cerqueira**  
Fr. | 6-1 | G  
Granada, Spain



**Sasha Goforth**  
R-Jr. | 6-1 | G  
Fayetteville, Ark.



**Karley Johnson**  
So. | 5-9 | G  
Oklahoma City, Okla.



**Loren Lindsey**  
So. | 5-11 | G  
Fayetteville, Ark.



**Carly Keats**  
So. | 5-8 | G  
Choctaw, Miss.



**Maryam Dauda**  
R-So. | 6-4 | F  
Bentonville, Ark.



**Jenna Lawrence**  
Fr. | 6-3 | F  
Farmington, Ark.



**Makayla Daniels**  
Gr. | 5-9 | G  
Frederick, Md.



**Maryn Archer**  
Fr. | 5-7 | G  
Derby, Kan.



**Emrie Ellis**  
Jr. | 6-3 | F  
Vanoss, Okla.



**Mike Neighbors**  
Head Coach  
Seventh Season



**Todd Schaefer**  
Associate Head Coach  
Seventh Season



**Pauline Love**  
Assistant Coach  
Seventh Season




**Lacey Goldwire**  
Assistant Coach  
Fifth Season



**Amber Shirey**  
Director of Operations




**Jayci Stone**  
Director of SA Development



**Evan Johnston**  
Special Assistant to HC/Dir. of Video



**Simone Rush**  
Head Athletic Trainer



**Tyler Beckman**  
S&C Coach