

## 2023-24 SCHEDULE / RESULTS

DATE	DAY	ARK RANK AP/COACH	OPP RANK	OPPONENT	TV	RESULT	ALL TIME (G)
Nov. 6	Mon	14/14	-/-	ALCORN STATE	SEC +	W	93 59
Fayetteville, Ark. // Bud Walton Arena - Nolan Richardson Court							
Video • Live Stats • Final Book							
Nov. 10	Fri	14/14	-/-	GARDNER-WEBB	SEC +	W	86 68
Fayetteville, Ark. // Bud Walton Arena - Nolan Richardson Court							
Video • Live Stats • Final Book							
Nov. 13	Mon	14/14	-/-	OLD DOMINION	SEC +	W	86 77
Fayetteville, Ark. // Bud Walton Arena - Nolan Richardson Court							
Video • Live Stats • Final Book							
Nov. 17	Fri	14/14	-/-	UNC GREENSBORO	SEC +	L	72 78
Fayetteville, Ark. // Bud Walton Arena - Nolan Richardson Court							
Video • Live Stats • Final Book							
BAD BOY MOWERS BATTLE 4 ATLANTIS							
Nov. 22	Wed	20/RV	-/-	vs Stanford	ESPN	20T W	77 74
Paradise Island, Bahamas // Imperial Arena							
Video • Live Stats • Final Book							
Nov. 23	Thurs	20/RV	RV/RV	vs Memphis	ESPN	L	79 84
Paradise Island, Bahamas // Imperial Arena							
Video • Live Stats • Final Book							
Nov. 24	Fri	20/RV	14/14	vs North Carolina	ESPN2	L	72 87
Paradise Island, Bahamas // Imperial Arena							
Video • Live Stats • Final Book							
Nov. 29	Wed	RV/RV	7/7	DUKE	ESPN	W	80 75
Fayetteville, Ark. // Bud Walton Arena - Nolan Richardson Court							
Video • Live Stats • Final Book							
Dec. 4	Mon	RV/-	-/-	FURMAN	SEC +	W	97 83
Fayetteville, Ark. // Bud Walton Arena - Nolan Richardson Court							
Video • Live Stats • Final Book							
Dec. 9	Sat	RV/-	19/22	vs Oklahoma	ESPN2	L	70 79
Tulsa, Okla. // BOK Center							
CRIMSON/G/CARDINAL CLASSIC							
Video • Live Stats • Final Book							
Dec. 16	Sat	-/-	-/-	vs LIPSCOMB	SEC +	W	69 66
North Little Rock, Ark. // Simmons Bank Arena							
Video • Live Stats • Final Book							
Dec. 21	Thurs	-/-	-/-	ABILENE CHRISTIAN	SEC Network	W	83 73
Fayetteville, Ark. // Bud Walton Arena - Nolan Richardson Court							
Video • Live Stats • Final Book							
Dec. 30	Sat	-/-	-/-	UNC WILMINGTON	SEC Network	W	106 90
Fayetteville, Ark. // Bud Walton Arena - Nolan Richardson Court							
Video • Live Stats • Final Book							
Jan. 6	Sat	-/-	25/24	AUBURN *	ESPN2	L	51 83
Fayetteville, Ark. // Bud Walton Arena - Nolan Richardson Court							
Video • Live Stats • Final Book							
Jan. 10	Wed	-/-	-/-	at Georgia *	ESPNU	8:00 pm	
Athens, Ga. // Stegeman Coliseum							
Video • Live Stats • Final Book							
Jan. 13	Sat	-/-	-/-	at Florida *	ESPN	3:00 pm	
Gainesville, Fla. // Exactech Arena at Stephen C. O'Connell Center - Billy Donovan Court							
Video • Live Stats • Final Book							
Jan. 16	Tues	-/-	-/-	TEXAS A&M *	SEC Network	8:00 pm	
Fayetteville, Ark. // Bud Walton Arena - Nolan Richardson Court							
Video • Live Stats • Final Book							
Jan. 20	Sat	-/-	-/-	SOUTH CAROLINA *	SEC Network	Noon	
Fayetteville, Ark. // Bud Walton Arena - Nolan Richardson Court							
Video • Live Stats • Final Book							
Jan. 24	Wed	-/-	-/-	at Ole Miss *	ESPN2/U	8:00 pm	
Oxford, Miss. // Sandy and John Black Pavilion at Ole Miss							
Video • Live Stats • Final Book							
Jan. 27	Sat	-/-	-/-	KENTUCKY *	ESPN	5:00 pm	
Fayetteville, Ark. // Bud Walton Arena - Nolan Richardson Court							
Video • Live Stats • Final Book							
Jan. 31	Wed	-/-	-/-	at Missouri *	SEC Network	7:30 pm	
Columbia, Mo. // Mizzou Arena							
Video • Live Stats • Final Book							
Feb. 3	Sat	-/-	-/-	at LSU *	ESPN/2	11:00 am	
Baton Rouge, La. // Pete Maravich Assembly Center - Dale Brown/Sue Gunter Court							
Video • Live Stats • Final Book							
Feb. 10	Sat	-/-	-/-	GEORGIA *	SEC Network	5:00 pm	
Fayetteville, Ark. // Bud Walton Arena - Nolan Richardson Court							
Video • Live Stats • Final Book							
Feb. 14	Wed	-/-	-/-	TENNESSEE *	ESPN2	8:00 pm	
Fayetteville, Ark. // Bud Walton Arena - Nolan Richardson Court							
Video • Live Stats • Final Book							
Feb. 17	Sat	-/-	-/-	at Mississippi State *	ESPN/2	1:00 pm	
Starkville, Miss. // Humphrey Coliseum							
Video • Live Stats • Final Book							
Feb. 20	Tues	-/-	-/-	at Texas A&M *	ESPN	1:00 pm	
Bryan-College Station, Texas // Reed Arena							
Video • Live Stats • Final Book							
Feb. 24	Sat	-/-	-/-	MISSOURI *	ESPN/2	11:00 am	
Fayetteville, Ark. // Bud Walton Arena - Nolan Richardson Court							
Video • Live Stats • Final Book							
Feb. 27	Tues	-/-	-/-	VANDERBILT *	SEC Network	8:00 pm	
Fayetteville, Ark. // Bud Walton Arena - Nolan Richardson Court							
Video • Live Stats • Final Book							
Mar. 2	Sat	-/-	-/-	at Kentucky *	CBS	12:30 pm	
Lexington, Ky. // Rupp Arena at Central Bank Center - Cawood's Court							
Video • Live Stats • Final Book							
Mar. 6	Wed	-/-	-/-	LSU *	SEC Network	6:00 pm	
Fayetteville, Ark. // Bud Walton Arena - Nolan Richardson Court							
Video • Live Stats • Final Book							
Mar. 9	Sat	-/-	-/-	at Alabama *	ESPN	11:00 am	
Tuscaloosa, Ala. // Coleman Coliseum							
Video • Live Stats • Final Book							
SEC TOURNAMENT							
Mar. 13-17							
SEC TOURNAMENT							
Nashville, Tenn. // Bridgestone Arena							
Video • Live Stats • Final Book							
NCAA TOURNAMENT 1st & 2nd Rounds							
Mar. 21 & 23							
Charlotte • Omaha Pittsburgh • Spokane							
Mar. 22 & 24							
Brooklyn • Indianapolis Salt Lake City • Memphis							
NCAA REGIONALS							
Mar. 28 & 30							
EAST: Boston • WEST: Los Angeles							
Mar. 29 & 31							
SOUTH: Dallas • MIDWEST: Detroit							
NCAA FINAL FOUR							
Apr. 6							
SEMIFINALS							
Apr. 8							
CHAMPIONSHIP							
Phoenix, Ariz. // State Farm Stadium							

# ARKANSAS RAZORBACKS

## GAME 15: ARKANSAS RAZORBACKS AT GEORGIA BULLDOGS

Jan. 10, 2024 • Wednesday • 9 pm (ET)/8 pm (CT) • Athens, Ga. • Stegman Coliseum (10,523)



**OVERALL SEC** 9-5 0-1

Eric Musselman (San Diego '87)  
at UA: 104-47 (5th yr)

Collegiate: 214-81 (9th yr)



**OVERALL SEC** 11-3 1-0

**GEORGIA BULLDOGS**  
Mike White (Ole Miss '00)  
at UGA: 27-19 (2nd yr)

Career: 270-147 (13th yr)

**TV: ESPNU**  
Brian Custer (PxP)  
Jimmy Dykes (Analyst)

**RADIO: Learfield Razorback Sports Network**  
Chuck Barrett (PxP)  
Matt Zimmerman (Analyst)  
Arkansas Gameday App

**SATELLITE RADIO:**  
Sirius: 390 // XM: 390  
SXM App/Online Channel 980

**MORE:** Georgia Live Stats • Arkansas Media Guide

### Versus Georgia

- Arkansas and Georgia have met on 42 previous occasions, all coming since the Razorbacks joined the SEC for the 1991-92 season.
- Arkansas leads the all-time series 26-16 versus the Bulldogs but Georgia does lead 10-7 in games played in Athens.
- Arkansas has won three straight in the series and 10 of the last 13.

### 97 Is the Magic Number

- The winning team in each of the last four games in the Arkansas-Georgia series has scored at least 97 points.
- 2020: UGA W, 99-89 (Athens).** Anthony Edwards scored 28 and Rayshaun Hammonds had 22 for UGA. The Hogs got 26 each from Isaiah Joe and Mason Jones.
- 2021: ARK W, 99-69 (BWA).** Moses Moody scored 25 and Davonte Davis had 20 as Arkansas outscored the Bulldogs 56-32 in the second half.
- 2022: ARK W, 99-73 (Athens).** Stanley Umude scored 31 and JD Notae had 23 as Arkansas scored 53 in the 1st half and outscored the Dogs 46-23 in the 2nd.
- 2023: ARK W, 97-65 (BWA).** Nick Smith Jr., scored 26 points, making five 3-pointers, and Ricky Council IV pumped in 21. The Hogs set a program record for the best shooting percentage in an SEC game (63.8%) and dished out a season-high 26 assists.

### Tough Start

- Arkansas has opened SEC play with a loss for the third consecutive year.
- ^ HOWEVER, the Razorbacks rallied the last two years to reach the Elite 8 in 2022 and Sweet 16 in 2023.
- Last year, Arkansas lost its SEC opener and started SEC play 1-5, including a 72-59 loss at Auburn in game three of SEC play.
- ^ HOWEVER, After the 1-5 start, Arkansas won 7 of its next 9 SEC games, including five straight.

### Hogs 5th in the NCAA in Blocked Shots

- Arkansas ranks 5th in the NCAA in blocked shots (6.4 avg.).
- ^ Arkansas leads the SEC and is the only team with 3 players among the SEC top 15 in blocked shots.
- ^ Arkansas has had at least six blocked shots in seven games this season including three times with double-digit rejections.
- The Hogs had 15 blocked shots in the Gardner-Webb game
- ^ 5 by blocked shots Trevon Brazile and 4 by Makhi Mitchell.
- The 15 rejections were the most by an Eric Musselman-coached college team, T-3rd in Razorback history and the most by the Razorbacks in 32 years.
- Arkansas recorded 10 blocked shots in the win over Duke (6 by Chandler Lawson).
- Arkansas recorded 10 blocked shots in the win over Furman (3 each by Chandler Lawson and Layden Blocker).
- Lawson's six blocked shots versus Duke ties for the most by an SEC payer this season.
- With five rejections in a game, Brazil (vs GWU) & Lawson (Stanford) are tied for 3rd-most by an SEC player this season.
- With three blocked shots versus Auburn, Trevon Brazile ranks 4th in the SEC in both blocked shots (22) and blocks per game (1.57).
- Chandler Lawson ranks 5th in the SEC in both total blocked shots (20) and blocks/gm (1.43).
- Makhi Mitchell is 11th with 15 blocked shots and 12th at 1.07 blocks/gm.


### Bench Warmers

- ARKANSAS RANKS 10th IN THE NCAA (2nd in the SEC) IN BENCH SCORING (34.93 ppg)
- That number was bolstered in the Abilene Christian win as Arkansas

VS GEORGIA:	ALL	SEC
OVERALL ... (ARK-OPP) .....	26-16.....	Same
Home:..... (ARK-OPP) .....	13-3.....	Same
Away:..... (ARK-OPP) .....	7-10.....	Same
Neutral:.. (ARK-OPP) .....	6-3.....	Same


### MOST RECENT MEETINGS:

01/18/14	L	66-61 (OT)	A
03/01/14	W	87-75	H
01/06/15	23/-	W 79-75	A
03/14/15	21/-	W 60-49	N (Nashville)
01/23/16	L	76-73 (OT)	A
03/04/17	W	85-67	H
01/23/18	W	80-77 (2OT)	A
01/29/19	W	70-60	H
02/29/20	L	99-89	A
01/09/21	W	99-69	H
02/02/22	W	99-73	A
02/21/22	W	97-65	H



'23-24 NCAA STAT COMPARISON

(Thru 1/7 • BOLD = Leads Conf)



80.1	64th	Scoring Off.	75.4	169th
76.9	300th	Scoring Def.	69.3	128th
+3.2	190th	Scoring Margin	+6.1	133rd
.468	90th	FG%	.435	245th
.423	139th	FG% Def.	.397	39th
.343	153rd	3PT%	.352	114th
6.8	245th	3PT Made/Gm	8.3	108th
.337	220th	3PT% Def.	.302	61st
<b>27.0</b>	<b>6th</b>	FTA/Gm	24.6	20th
.714	163rd	FT%	.697	228th
<b>19.3</b>	<b>5th</b>	FT Made/Gm	17.1	30th
37.3	141st	Reb./Gm	37.5	132nd
+1.8	163rd	Reb. Margin	+6.1	133rd
0.97	253rd	A/TO Ratio	1.13	165th
12.0	281st	Assists/Gm	12.8	232nd
-1.4	275th	TO Margin	+0.4	182nd
11.0	293rd	TO Forced	11.7	251st
12.4	189th	TO/Gm	11.3	95th
19.9	327th	Fouls/Gm	16.5	147th
<b>6.4</b>	<b>5th</b>	Blocks/Gm	3.4	191st
5.4	307th	Steals/Gm	6.4	216th
34.9	10th	Bench Pts/Gm	29.7	28th

**DEVO NEARING RARE TRIPLE**  
Davonte Davis is fast approaching a rare Razorback career triple of 1,000 points, 500 rebounds & 300 assists. Todd Day is the only other Hog to reach each of those three benchmarks.

**DEVO DAVIS** 1,039 pts 486 rebs 291 assists  
**TODD DAY** 2,395 pts 673 rebs 319 assists  
**NOTE:** Davis is already just the 9th Razorback to reach 900+ points, 400+ rebounds, 200+ assists & 100+ steals

# THE RAZORBACKS

No.	Name	Pos.	Yr.	Ht.	Wt.	Hometown	High School / Previous School	Span	Reach	Vertical	
0	Khalif Battle	KAY-lif	G	Grad. Sr. (2)	6-5	185	Hillside, N.J.	Trenton Catholic / Temple	6' 4.5"	8' 0"	39.0"
1	Keyon Menifield Jr.	Men-EE-field	G	So. (3)	6-1	150	Flint, Mich.	PHHoenix Prep (Ariz.) / Washington	6' 5.5"	8' 0.5"	41.5"
2	Trevon Brazile	Trev-In "Brazil"	F	R-So. (3)	6-10	220	Springfield, Mo.	Kickapoo HS / Missouri	7' 2.5"	9' 0"	42.5"
3	El Ellis		G	Grad. Sr. (1)	6-3	180	Durham, N.C.	Quality Education Academy / Louisville	6' 4"	8' 0.5"	37.5"
4	Davonte "Devo" Davis		G	Sr. (2)	6-4	185	Jacksonville, Ark.	Jacksonville HS	6' 7"	8' 2"	36.5"
5	Joseph Pinion	PIN-yun	G	So. (3)	6-5	190	Morrilton, Ark.	Morrilton HS	6' 6.5"	8' 3.5"	39.0"
6	Layden Blocker		G	Fr. (4)	6-2	175	Little Rock, Ark.	Sunrise (Kan.) Christian Academy	6' 5.5"	8' 1"	45.0"
7	Denijay Harris	Duh-nah-SHAY	F	Grad. Sr. (1)	6-7	200	Columbus, Miss.	Columbus HS / Southern Miss	6' 11.5"	8' 7.5"	40.5"
8	Chandler Lawson		F	Grad. Sr. (1)	6-8	210	Memphis, Tenn.	Wooddale HS / Memphis	7' 7"	9' 4"	28.5"
10	Baye Fall	"BAY"	F	Fr. (4)	6-11	200	Dakar, Senegal	Accelerated Schools (Denver)	7' 5"	9' 4"	34.5"
11	Jalen Graham		F	5th-Yr Sr. (1)	6-10	220	Phoenix, Ariz.	Mountain Pointe HS / Arizona State	7' 2.5"	9' 0"	36.5"
12	Tramon Mark	Truh-Mon	G	Jr. (3)	6-6	185	Dickinson, Texas	Dickinson HS / Houston	6' 8"	8' 6"	36.0"
15	Makhi Mitchell	Ma-KI	F/C	Sr. (2)	6-10	240	Washington, D.C.	Woodrow Wilson HS / Rhode Island	7' 4"	9' 0"	38.5"
21	Cade Arbogast		G	Grad. Sr. (1)	6-3	175	Concord, Calif.	De La Salle HS / Lane (Ore.) CC	6' 2.5"	8' 0"	29.0"
24	Jeremiah Davenport		G	Grad. Sr. (1)	6-6	215	Cincinnati, Ohio	Hargrave (Va.) Military Acad. / Cincinnati	6' 9.5"	8' 8"	36.0"
45	Lawson Blake		F	Jr. (2)	6-10	240	Fayetteville, Ark.	Fayetteville HS / Link Year (Mo.) Prep	6' 6.5"	8' 8.5"	31.0"

( ) - Number in parenthesis indicates total years of eligibility remaining including this season

Head Coach: Eric Musselman (San Diego, 1987)

Assistant Coach: Anthony Ruta (Arizona State, 2012) • **pronounced R00-tah**

Assistant Coach: Keith Smart (Indiana, 1995)

Assistant Coach: Michael Musselman (San Diego, 2018)

Assistant Coach: Todd Lee (South Dakota, 1986)

Assistant Coach: Ronnie Brewer Jr. (Arkansas, 2015)

Director of Internal Operations: Riley Hall (Arkansas, 2016)

Graduate Assistants: Alec Kagan • Jackson Lee • Matthew Musselman • Tony Hall • Austin Howard • Reid Roberts • Jonathan Steelman • Joey White

Assistant Director for Basketball Operations: Caleb Cline (South Dakota, 2020)

Assistant Dir. of Recruiting & Scouting: Blake Wetherington (Murray State, 2017)

Senior Advisor to the Head Coach: Matt White (Boston Univ., 1993)

Special Assistant to the Head Coach: Tommy Abdenour (Utah, 2012)

Coordinator of Creative Content: Ryan Witthoff (Florida State, 2022)

Head Athletic Trainer: Matt Townsend (Idaho, 2017)

Head Strength Coach: Dave Richardson (Louisiana-Monroe, 1989)



**#0 Khalif BATTLE**  
ARK: Food, Nutrition & Health • Temple  
'23: Adult & Organizational Devel.



**#1 Keyon MENIFIELD Jr.**  
Communications



**#2 Trevon BRAZILE**  
Communications



**#3 El ELLIS**  
ARK: Arts & Sciences  
Louisville '23: Sport Management



**#4 Davonte "Devo" DAVIS**  
Recreation & Sport Management



**#5 Joseph PINION**  
Arts & Sciences



**#6 Layden BLOCKER**  
Arts & Sciences



**#7 Denijay HARRIS**  
ARK: Arts & Sciences  
Southern Miss '23: Liberal Studies



**#8 Chandler LAWSON**  
ARK: Educational Studies • Memphis  
'23: Interdisciplinary Studies



**#10 Baye FALL**  
Arts & Sciences



**#11 Jalen GRAHAM**  
Sociology



**#12 Tramon MARK**  
Sociology



**#15 Makhi MITCHELL**  
Sociology



**#21 Cade ARBOGAST**  
2nd Degree: Arts & Sciences  
ARK '23: Communications



**#24 Jeremiah DAVENPORT**  
ARK: Arts & Sciences • Cincy '23:  
Interdisciplinary Studies



**#45 Lawson BLAKE**  
Exercise Sciences



**Eric MUSSELMAN**  
Head Coach



**Anthony RUTA**  
Assistant Coach



**Keith SMART**  
Assistant Coach



**Michael MUSSELMAN**  
Assistant Coach



**Todd LEE**  
Assistant Coach



**Ronnie BREWER Jr.**  
Assistant Coach



**Riley HALL**  
Dir. of Internal Ops



**Caleb CLINE**  
Asst Dir. of Ops



**Blake WETHERINGTON**  
Asst Dir. Scouting/Recruiting



**Matt WHITE**  
Senior Advisor to Head Coach



**Tommy ABDENOUR**  
Special Asst. to the Head Coach



**Ryan WITTHOFF**  
Coord. of Creative Content

## Most Wins Among SEC/NCAA Since Muss Arrival

- Since Eric Musselman's arrival, Arkansas leads the SEC in overall wins (104), overall home wins (67) while ranking among the NCAA leader in overall wins as well. **THRU 01/07/24**

TOTAL WINS	TOTAL SEC WINS	HOME WINS	SEC HOME WINS	NEUTRAL WINS	MOST WINS NCAA SINCE MUSS @ ARK
<b>ARK 104</b>	BAMA 50	<b>ARK 67</b>	BAMA 29	BAMA 21	Gonzaga 132
BAMA 101	UK 50	TENN 62	AUB 28	<b>ARK 20</b>	Houston 130
AUB 99	AUB 45	AUB 61	TENN 28	MS ST 20	Kansas 124
TENN 99	TENN 45	UK 60	<b>ARK 27</b>	TENN 17	San Diego State 121
UK 93	<b>ARK 41</b>	LSU 57	UK 27	AUB 17	Baylor 116
MS ST 88	FLA 38	BAMA 56	LSU 24	FLA 17	Liberty 113
A&M 85	A&M 36	MS ST 54	MS ST 23	LSU 16	Arizona 111
LSU 85	MS ST 35	A&M 52	FLA 23	A&M 11	Belmont 108
FLA 80	LSU 35	UGA 52	A&M 20	MIZ/MISS 9	Duke 108
					Purdue 106
					UCLA 105
					<b>ARKANSAS 104</b>
					Creighton 104
					Saint Mary's 104

**Arkansas, Houston, Gonzaga and UCLA are the only four teams to reach the NCAA Sweet 16 in each of the last three seasons**

scored 62 of its 83 points from the bench.

- Arkansas has scored 40-plus points off the bench six times this season.
  - ^ 62 of 83 pts vs ACU 25 by Mark/18 by Battle/11 by Menfield
  - ^ 53 of 70 pts vs Oklahoma 13 by Battle/12 by Davenport
  - ^ 51 of 97 pts vs Furman 25 by Battle
  - ^ 49 of 93 pts vs Alcorn State 21 by Battle
  - ^ 46 of 69 pts vs Lipscomb 17 by Mark/12 By Mitchell/11 by Graham
  - ^ 40 of 86 pts vs Gardner-Webb 21 by Battle
- Khalif Battle – who has been the sixth-man a team-best nine times and led the Hogs in scoring a team-best six times – averages 14.2 ppg to account for a majority of the Razorbacks' bench points.
- The 62 points off the bench vs Abilene Christian ties for the most by the Razorbacks in the Musselman era.**
  - Arkansas also score 62 bench points in a 142-62 win over Mississippi Valley State in the 2020-21 opener.
- In the Musselman era, 5 of the top 6 bench scoring games have come this year.**
  - ^ The other time was when Arkansas scored 48 bench points in a win over Hofstra in 2020-21.

## Best Offensive Team in Muss Era ... Or On Pace To Be

- At its current pace, this Arkansas team is the best producing the best numbers in the Musselman era.
- |                |                               |                                 |                               |                                      |
|----------------|-------------------------------|---------------------------------|-------------------------------|--------------------------------------|
| <b>2023-24</b> | <b>46.8% FG (91st NCAA)</b>   | <b>34.3% 3PT (156th NCAA)</b>   | <b>27.0 FTA/gm (6th NCAA)</b> | <b>- 378 FTA ranks 18th in NCAA</b>  |
| 2022-23        | 46.6% FG ( <b>60th NCAA</b> ) | 31.3% 3PT ( <b>315th NCAA</b> ) | 22.6 FTA/gm (17th NCAA)       | - 810 FTA was 10th in NCAA           |
| 2021-22        | 43.4% FG (218th NCAA)         | 30.4% 3PT ( <b>320th NCAA</b> ) | 22.5 FTA/gm (8th NCAA)        | - <b>833 FTA was 1st in the NCAA</b> |
| 2020-21        | 45.1% FG (100th NCAA)         | 33.2% 3PT (196th NCAA)          | 21.2 FTA/gm (49th NCAA)       | - 677 FTA was 5th in the NCAA        |
| 2019-20        | 44.3% FG (147th NCAA)         | 33.4% 3PT (175th NCAA)          | 24.3 FTA/gm (6th NCAA)        | - 776 FTA was 8th in the NCAA        |

## More on Shooting It Well

- Arkansas has shot at least 50% from the field in 50% of its games (7 of 14 games) this season.**
- As a comparison, Arkansas only shot at least 50% from the field in
  - ^ 2022-23 11 of 36 gms
  - ^ 2021-22 7 of 37 gms
  - ^ 202-21 8 of 32 gms
  - ^ 2019-20 4 of 32 gms

## Hogs Top 6 in the NCAA in Free Throw Attempts; FTA's Are A Muss Must

- Arkansas was just 4-of-8 at the free throw line versus Lipscomb and dropped from among the NCAA top 5 in FT made and FT attempts to the top 15 (falling from 3rd to 13th in attempts and 5th to 14th in makes).
  - ^ The 4 free throws made vs Lipscomb ties for the fewest by the Razorbacks in the Musselman era, making just 4-of-7 in a 99-73 win at Georgia (02/02/22) and making just 4-of-7 in an 81-77 loss at Oklahoma State (01/30/21).
- The Hogs returned to form by going 22-of-28 vs Abilene Christian and 33-of-43 vs UNCW.**
- Arkansas attempted at least 20 free throws and made at least 15 in 12 of 14 games this season.
  - ^ **Arkansas ranks 6th in the NCAA (FIRST in the SEC) in free throw attempts (27.0 avg.).**
  - ^ **Arkansas ranks 5th in the NCAA (FIRST in the SEC) in free throws made (19.3 avg.).**
- Muss' college teams have ranked among the NCAA top 20 in FTA in each of his first eight years.
  - ^ **Arkansas led the NCAA in FTA in 2021-22 and Nevada led the NCAA in free throws made (730) in 2015-16.**
- Below are Musselman's teams' ranking in the **NCAA (first)** and in their respective **leagues (second)** in the categories:

	'15-16	'16-17	'17-18	'18-19	'19-20	'20-21	'21-22	'22-23	'23-24
FT Att	2 / 1	13 / 1	16 / 2	16 / 1	8 / 2	5 / 1	1 / 1	17 / 3	6 / 1
FT Made	1 / 1	24 / 2	9 / 2	17 / 1	3 / 1	2 / 1	1 / 1	30 / 4	5 / 1

## INDIVIDUALLY

- 2016-17 Jordan Caroline: 10th in NCAA in FT Att (251)
- 2017-18 Jordan Caroline: 8th in NCAA in FT Att (251)
- 2019-20 **Mason Jones led the NCAA in free throws made (233) and attempted (282)**
- 2020-21 **Moses Moody ranked 2nd in the NCAA in free throws made (151) and attempted (186)**
- 2021-22 Four Razorbacks ranked among the SEC top 15 in free throws made
- 2022-23 Ricky Council IV ranked 11th in the NCAA in FT made and 18th in FT att
- 2023-24 Khalif Battle leads the SEC in FT makes (74) and attempts (90)

## Who'da Thunk It?

- Arkansas ended 2023 by scoring 106 points in the win over UNCW - the 2nd-most points by the Razorbacks in the Musselman era.
- Arkansas opened 2024 by scoring 51 points in the loss to Auburn - the fewest points by the Razorbacks in the Musselman era.




## Suits & Sneakers Gala NWA 2023

- Under the direction of Danyelle Musselman and a goal of \$600,00, the MEN'S BASKETBALL PROGRAM HELPED RAISE \$842,000 for the AMERICAN CANCER SOCIETY (10/13/23).**
- It was the third-straight year the Musselmans chaired the event.
- On Jan. 23, 2023, **Danyelle Musselman**, was presented the **St. George Award** by the American Cancer Society for her work as a philanthropic leader in the community and for helping raise over one million dollars with the Suits and Sneakers campaign in 2022-23. The St. George Award is one of the highest volunteer honors of the American Cancer Society.

## HOGS HELP UNITED WAY

- Arkansas hosted Purdue for a charity exhibition game on Oct. 28. The game was a sell out despite not part of the 2023-24 Arkansas season ticket package and all fans having to purchase a ticket for the game.
- On Dec. 4, during the Furman game, the athletics department presented a check for **\$254,694 to Arkansas 211, part of the United Way**, and will help those affected by tornadoes in Arkansas this past spring.
- Arkansas won the game, 81-77, in overtime versus the Boilermakers.



## PLAYER MISCELLANEOUS STATS

\* - Indicates played in some games but redshirted that season

### LED HIS TEAM IN SCORING (INCLUDES TIES)

Player	19-20	20-21	21-22	22-23	23-24	Career
Battle	0	5	6 *	15	6	32
Brazile	-	-	0	2 *	0	2
Davenport	0	7	12	5	0	24
Davis		3	1	8	0	12
Ellis	JC	JC	5	21	1	27
Graham	0	0	3	4	0	7
Harris	RS	0	0	2	0	2
Mark	-	0	2 *	4	5	11
Menifield	-	-	-	4	2	6
Mitchell	0	0	4	0	0	4

### LED HIS TEAM IN REBOUNDING (INCLUDES TIES)

Player	19-20	20-21	21-22	22-23	23-24	Career
Battle	0	4	1 *	5	0	10
Brazile	-	-	7	5 *	8	20
Davenport	0	3	10	11	0	24
Davis	-	2	0	5	1	8
Ellis	JC	JC	0	0	0	0
Graham	0	6	8	2	1	17
Harris	RS	3	0	10	0	13
Lawson	4	0	0	5	0	9
Mark	-	1	0 *	1	2	4
Mitchell	0	2	15	12	2	31

### LED HIS TEAM IN ASSISTS (INCLUDES TIES)

Player	19-20	20-21	21-22	22-23	23-24	Career
Battle	1	3	0	4	0	8
Blocker	-	-	-	-	1	1
Brazile	-	-	0	0	0	0
Davenport	0	2	2	5	0	9
Davis	-	6	10	8	6	30
Ellis	JC	JC	3	30	4	37
Graham	0	0	3	1	1	5
Harris	RS	0	1	0	0	1
Lawson	2	0	0	1	1	4
Mark	-	1	1 *	2	2	6
Menifield	-	-	-	17	2	19
Mitchell	0	0	5	3	1	9

### DOUBLE-FIGURE SCORING GAMES

Player	19-20	20-21	21-22	22-23	23-24	Career
Battle	2	8	6 *	23	8	47
Blocker	-	-	-	-	1	1
Brazile	-	-	4	6 *	8	18
Davenport	0	12	23	13	2	50
Davis	-	14	13	19	5	51
Ellis	-	-	13	28	3	44
Graham	1	9	15	6	2	33
Harris	RS	1	3	14	0	17
Lawson	1	1	0	3	1	6
Mark	-	10	2 *	20	9	41
Menifield	-	-	-	15	3	18
Mitchell	1	1	19	10	1	33
Pinion	-	-	-	3	0	3

### DOUBLE FIGURE REBOUNDING GAMES

Player	19-20	20-21	21-22	22-23	23-24	Career
Battle	0	3	0 *	0	0	3
Brazile	-	-	1	2 *	3	6
Davenport	0	1	3	0	0	4
Davis	-	0	0	3	1	4
Graham	0	3	1	0	0	4
Harris	RS	3	0	3	0	6
Lawson	1	0	0	1	2	4
Mark	-	0	0 *	0	1	1
Mitchell	0	1	10	3	1	15

### DOUBLE FIGURE ASSISTS GAMES

Player	19-20	20-21	21-22	22-23	23-24	Career
Ellis	JC	JC	0	1	0	1

### DOUBLE-DOUBLES

Player	19-20	20-21	21-22	22-23	23-24	Career
Battle	0	3	0 *	0	0	3
Brazile	-	-	0	2 *	3	5
Davenport	0	1	3	0	0	4
Davis	-	0	0	2	0	2
Ellis	JC	JC	0	1	0	1
Graham	0	3	1	0	0	4
Harris	RS	0	0	3	0	3
Lawson	1	0	0	0	0	1
Mark	-	0	0 *	0	1	1
Mitchell	0	1	7	2	1	11

### TRIPLE-DOUBLES

Player	19-20	20-21	21-22	22-23	23-24	Career
--						

## Sharing the Ball

- Arkansas had a total of 19 assists in three games at the Battle 4 Atlantis. Since then, Arkansas:
  - ^ had 17 assists (on 26 baskets) versus Duke.
  - ^ had a season-high 21 assists (on 37 baskets) versus Furman.
  - ^ had 17 assists (on 30 baskets) versus Lipscomb.
  - ^ had 16 assists (on 33 baskets) versus UNCW.
  - ^ However, Arkansas only had eight assists versus Oklahoma, eight versus Auburn and nine versus Abilene Christian.
- In Arkansas' nine wins, the Razorbacks had double-digit assists seven times and average 14.7/game (132 total). In Arkansas' five losses, the Razorbacks has no double-digit assist games and average 7.2/game (36 total).
- In the season opener, Arkansas had 20 assists (on 28 baskets) versus Alcorn State.

## Davis Dawg

- Davonte Davis had a breakout game in his first career game versus Georgia which led to a great end of his freshman year.
  - ^ He had only played 100 minutes and scored 33 points with 21 rebounds and 8 assists in his first 11 career games.
  - ^ Then, in game 12 vs Georgia, Davis played 36:26 and erupted for 20 points with seven rebounds and six assists.

## Just a Minute ... or 20 ... or 40

- Arkansas has two of the top 15 players among the SEC in minutes played.
  - ^ Devo Davis 6th - 31.20
  - ^ Tramon Mark 13th - 29.74
- In the double-overtime win over Stanford three Razorbacks played over 40 minutes including all 10 minutes of both overtimes - Trevon Brazile (45:22), Devo Davis (45:14) and Tramon Mark (41:08). (Note: Chandler Lawson also played all 10 OT minutes.)
- GAMES A RAZORBACK PLAYED ALL 20 MINUTES IN A HALF** (indicates which half)
  - ^ Devo Davis 6 ODU (2) • UNGC (2) • Stanford (2 + all 10 in OT) • Memphis (2) • Furman (2) • ACU (2)
  - ^ Tramon Mark 3 UNGC (2) • Duke (2) • ACU (2)
  - ^ El Ellis 2 UNGC (2) • Duke (2)
  - ^ Keyon Menifield 2 ACU (2) • UNCW (2)
  - ^ Trevon Brazile 1 Memphis (2)

## Graham Cracker

- Jalen Graham got his first start in the Razorbacks' SEC opener versus Auburn. He only scored 4 points on 2-of-8 shooting but...
  - ^ Had 4 offensive rebounds - his most as a Razorback and the fifth time to get 4+ in his career (career-high is 6 twice)
  - ^ Had two steals ... only has three for the season
  - ^ **Was the only Razorback with a positive plus/minus (+1) in the 32-point loss.**
- After missing time early in the season and not making the trip to the Bahamas with back spasms, Graham is living up the hype from the summer when Coach Muss singled Graham out for how well he practiced.
  - ^ Oklahoma 16 min. 8 pts 4-of-5 FG 5 rebs 2 BLKS 2 assists
  - ^ Lipscomb 15 min. 11 pts 5-of-6 FG 1 rebs 2 BLKS 1 assist
  - ^ ACU 13 min. 7 pts 2-of-2 FG 3 rebs 2 BLKS
  - ^ UNCW 26 min. 16 pts 7-of-11 FG 6 rebs 1 BLK
  - ^ Auburn 20 min. 4 pts 2-of-8 FG 6 rebs 0 BLK 2 steals
  - TOTALS 90 min 46 pts 20-of-32 21 rebs 7 Blks**
  - AVERAGE 18.0/gm 9.2/gm .625 FG% 4.2/gm 1.4/gm**

## Menifield Named SEC Player of the Week

- Arkansas sophomore guard Keyon Menifield Jr., was named the SEC Player of the Week after scoring a career-high 32 points in the win over UNC Wilmington last Saturday.
- Menifield was 8-of-14 from the field (including 3-of-7 from 3-point range) while connecting on 13-of-17 from the free throw line. In fact, he drew nine fouls while committing zero. He added five assists and four rebounds.
- Also, in a 16-point win, Menifield was one of just two Razorbacks with a plus/minus in double digits at +17.
- Menifield scored 17 of his 32 in the first half as Arkansas took a seven-point lead at the break, going 5-of-7 from the field (2-of-3 from deep) and making 5-of-8 from the line. He was the only Razorback to play all 20 minutes of the second half where he scored 15 points thank to making 8-of-9 at the line.
- Got his first start (in his third game) as a Razorback. It was his sixth career game with at least 20 points, five coming last season at Washington.
- This was the 18th time a Razorback has scored at least 30 points in a game (and the second time this season). Overall, it is the 139th time a Razorback has scored at least 30 points and Menifield is the 53rd Razorback to accomplish the feat.
- By scoring 30-plus points in just his third game as a Razorback, Menifield ties Ted Thompson for the quickest to 30 points in a Razorback uniform. Thompson scored 33 points in his third game (vs. Western Kentucky 12/3/1973).

## Menifield Makes Debut versus Lipscomb; Was +38 in First Two Games; Leading Scorer 2x

- Arkansas sophomore guard Keyon Menifield Jr., was been granted a waiver by the NCAA (Dec. 15) and became immediately eligible allowing him to make his Razorback debut against Lipscomb at Simmons Bank Arena in North Little Rock. His eligibility was restored following the end of the Fall academic semester.
- Menifield came to Arkansas after being on the PAC-12 All-Freshman Team last season at the University of Washington. He has been with the Razorback program since the summer.
- Versus Lipscomb**, Menifield played 18:52, had three rebounds and two assists.
- Versus Abilene Christian**, Menifield played 28:19 - including all 20 minutes of the second half - and **was a team-best +21** as Arkansas erased a seven-point halftime deficit to win by 10. He scored all 11 of his points in the second half.
- Versus UNCW**, Menifield was named **SEC PLAYER OF THE WEEK** after scoring a career-high 32 points ... Played 35:05 - including all 20 minutes of the second half - and was **1 of 2 Hogs in double-digits for plus/minus at +17** in the 16-point win.
- Versus Auburn**: Led the team in scoring with 14 thanks to tynig a career-high with 4 3-pointers made. He also led the team with four assists (team had eight total).

## Not So "Meni"

- Keyon Menifield is listed at 6-1 and 150. However, he plays bigger than his size.
  - ^ Has a wing span of 6-6.5 and his standing reach is 8-0.5.
  - ^ He is 1 of 4 Razorbacks with a max vertical over 40 inches at 41.5.

Battle Has Led the Team in Scoring a Team-Best 6x

- Khalif Battle is making a stron case for Sixth Man of the Year.
  - ^ Has come off the bench first a team-best nine times and Arkansas is 6-3 in those games
  - ^ Has led the Razorbacks in scoring a team-best six times and Arkansas is 4-2 in those games (including Duke).
- THE FIRST FOUR TIMES:THE FIFTH TIME (vs Furman):THE SIXTH TIME (vs Oklahoma)
- ^ Scored 21 points each time^ Scored 25 points^ Scored 13 points
- ^ Made five FG each time^ Made seven FGs^ Made two FGs
- ^ Made three 3-pointers each time^ Made four 3-pointers^ Made one 3-pointer
- ^ Made eight FT each time^ Made seven FT^ Made eight FT

Bank on Battle for Free Throws

- Khalif Battle has played a key role in Arkansas ranking among the NCAA leaders in both free throw attempts and makes.
- He has made at least eight free throws in a game five times and had double-digit attempts three times.
  - ^ Battle has made AN SEC-BEST 74 free throws to rank 30th in the NCAA
  - ^ Battle has gone to the line AN SEC-BEST 90 times to rank 50th in the NCAA
- Battle ranks 9th in the SEC in FT% at 82.2%.
  - ^ He had made 19 of his last 22 at the line.
- Last season, Battle shot 89.9% from the line to rank 10th in the NCAA ... He is an 84.0% from the free throw line for his career.

On the Mark; Has Led Team in Scoring 5x

- Tramon Mark is on the Jerry West Shooting Guard of the Year watch list and is not disappointing so far.
  - ^ He has led the team in scoring five times.
  - ^ He leads the team and ranks 6th in the SEC in scoring (17.0 ppg).
  - ^ He is shooting 55.4% from the field to rank 4th in the league while shooting an impressive 43.2% from 3-point
  - ^ Ranks 12th in the SEC in both free throws made and attempted.
- PRIOR TO INJURY VS UNC.....
  - ^ Had 21-point effort versus UNC Greensboro despite rolling his ankle early in the game.
  - ^ NEXT, missed a then career-high by one point vs Stanford with 25 points, going a career-best 12-of-15 from the line.
    - Scored 19 of his 25 vs Stanford after halftime (11 in the second half and nine in the two overtimes)
  - ^ THEN, scored a career-high 34 in the loss to North Carolina
    - Scored 20 in the first half, making 8-of-8 from the field (2-of-2 3PT).
  - ^ Made the five-man All-Tournament Team despite Arkansas going 1-2 at the Battle for Atlantis
- AFTER THE INJURY VS UNC....
  - ^ Missed the Duke game.
  - ^ Only scored a total of 15 points in the next two (7 vs Furman and 8 vs Oklahoma)
- LAST FOUR ... Averaging 17.5 pts (70 tot) / 5.3 rebs (21 tot) / 54.8 FG% (23-42) / 63.6 3PT% (7-11) / 85.0 FT% (17-20)
  - ^ 17 points versus Lipscomb
    - Scored 15 in the first half, making each of his first three 3-pointers
  - ^ Recorded his first career double-double with 25 points and 11 rebounds versus Abilene Christian.
    - Led the team with 25 points – 17 in the second half thanks to playing all 20 minutes ... Was 9-of-14 FG and 2-of-2 3PT
    - Grabbed a career-high 11 rebounds, including his first two offensive boards of the season
  - ^ 18 points versus Abilene Christian.
    - Scored 14 of his 18 in the second half (playing just 12:53 before fouling out) ... Was 5-of-6 FG / 1-1 3PT / 3-4 FT in the half
  - ^ Versus Auburn, Only scored 10 points but added five rebounds.

T for 3

- Tramon Mark has made 3-plus 3's in a game four times in his career ... three coming this season.
  - ^ Made a career-high four 3-pointers, going 4-of-6, in the season-opening win over Alcorn.
  - ^ Was also 4-of-6 from deep versus North Carolina.
  - ^ Was 3-of-4 from beyond the arc versus Lipscomb.

Brazile Had 3 Double-Doubles in 4-Game Span (Stanford, Memphis and Duke)

- Trevon Brazile has posted five career double-doubles ... three in a four-game span this year (Stanford, Memphis and Duke).
- He ranks 4th in the SEC in double-doubles with three.
  - ^ Had 14 points and 17 rebounds in the double-overtime win over Stanford.
  - ^ Added 13 points and 10 rebounds versus Memphis.
  - ^ Tallied 19 points and 11 rebound in the win over Duke.
- The 17 boards vs Stanford are a career high and were the most by an SEC player this season (now 3rd most).
- Brazile did a lot of his rebounding on the offensive end in the double-doubles.
  - ^ Had 8 offensive boards in the Stanford win
  - ^ Had 7 offensive boards in the Memphis loss

Brazile Leads Team in Rebounds

- Trevon Brazile leads the team with 6.8 rebounds per game.
  - ^ He has led the team in rebounding in 8 of 14 games, including 7 of the last 11 games.

Brazile Named SEC Player of the Week; Gets Injured & Was Limited vs Oklahoma

- Monday - Dec. 4, was an eventful day for redshirt sophomore Trevon Brazile.
- First, Brazile was named SEC Player of the Week for his impressive performance in the Duke win.
  - ^ Recorded a double-double with 19 points and 11 rebounds.
  - ^ Made a career-high four 3-pointers and all 11 rebounds were on the defensive end to set a career high.
  - ^ It was his third double-double in a four-game span (fifth of his career).
  - ^ His final 3-pointer made was a basket with 2:16 left to put the Hogs up 12.
  - ^ Was 4-of-5 from the field (2-of-3 from 3PT) with 11 points and six rebounds in the first half. In the second half, he was 2-of-4 (2-of-4 from 3PT) with five rebounds, eight points and both of his blocked shots.
- Later Monday, versus Furman, Brazile scored 13 points, making 2-of-3 from 3PT, before exiting the game with 2:41 left with a sprained ankle.
  - ^ He did start the Oklahoma game and played 15:21. However, he only played 4:13 in the second half.
  - ^ Finished with 0 points and just 1 rebound ... but he did have an assist and two steals.

TEAM MISCELLANEOUS STATS

RECORD BREAKDOWN

At Bud Walton Arena	2023-24: 6-2	Muss Era: 66-11
On The Road	2023-24: 0-0	Muss Era: 16-24
Neutral Site	2023-24: 2-3	Muss Era: 21-12
White "Razorbacks" Uni	2023-24: 2-0	Muss Era: 21-1 *
White '94 "Razorbacks" Uni	2023-24: 3-1	Muss Era: 26-8 !
White "Hog" Uni	2023-24: 2-0	Muss Era: 18-4
White "Arkansas" Uni	2023-24: 1-0	Muss Era: 9-1
White "Hog A" Uni	2023-24: 0-0	Muss Era: 3-1
White "Slobbering Hog" Uni	2023-24: 1-1	Muss Era: 1-2
Pink "Arkansas" Uni	2023-24: 0-0	Muss Era: 1-0
Cardinal "Arkansas" Uni	2023-24: 0-1	Muss Era: 10-16
Cardinal "Razorbacks" Uni	2023-24: 0-1	Muss Era: 2-4
Cardinal Camo "Arkansas" Uni	2023-24: 0-0	Muss Era: 4-0 ^^
Cardinal "Hog" Uni	2023-24: 0-0	Muss Era: 5-3 +
Cardinal "Arkansas Razorbacks" Uni	2023-24: 0-0	Muss Era: 1-1
Cardinal "Slobbering Hog" Uni	2023-24: 0-0	Muss Era: 1-1
Cardinal '94 "Razorbacks" Uni	2023-24: 0-1	Muss Era: 1-3 ~
Anthracite Uni	2023-24: 0-0	Muss Era: 1-2
* L at Vandy * ! L at Baylor * ~ home W vs Fla '23		
^ home W vs Fordham & Ole Miss '22-23 * ~ home W vs Tenn '22		

GENERAL

When ARK controls tip	2023-24: 7-4	Muss Era: 69-23
When OPP controls tip	2023-24: 2-1	Muss Era: 35-24
When ARK scores first	2023-24: 6-2	Muss Era: 61-18
When OPP scores first	2023-24: 3-3	Muss Era: 43-29

LEADS AND DEFICITS

Leading at the half	2023-24: 8-1	Muss Era: 78-10
• 2023-24: home: 6-0 / road: 0-0 / neutral 2-1		
Trailing at the half	2023-24: 1-4	Muss Era: 21-36
• 2023-24: home: 1-1 / road: 0-0 / neutral 0-2		
Tied at the half	2023-24: 0-0	Muss Era: 2-1
• 2023-24: home: 0-0 / road: 0-0 / neutral 0-0		
'23-24 W/ 5:00 left	Leading: 8-0   Trailing: 1-5   Tied: 0-0	
• Muss Era Leading: 92-6   Trailing: 10-39   Tied: 2-2		
'23-24 W/ 2:00 left	Leading: 8-0   Trailing: 0-5   Tied: 1-0	
• Muss Era Leading: 94-5   Trailing: 8-38   Tied: 2-4		

GMS decided by 1-to-5 pts	2023-24: 3-1	Muss Era: 22-17
GMS decided by 6-to-10 pts	2023-24: 2-2	Muss Era: 25-15
GMS decided by 11+ pts	2023-24: 4-2	Muss Era: 57-12
Overtime games	2023-24: 0-0	Muss Era: 5-3

OFFENSE

Scoring less than 70 points	2023-24: 1-1	Muss Era: 20-21
Scoring 70-79 points	2023-24: 1-4	Muss Era: 37-20
Scoring 80-89 points	2023-24: 4-0	Muss Era: 29-6
Scoring 90-99 points	2023-24: 2-0	Muss Era: 14-0
Scoring 100+ points	2023-24: 1-0	Muss Era: 4-0
1-2 Hogs in Double Figures	2023-24: 1-2	Muss Era: 5-14
3 Hogs in Double Figures	2023-24: 5-1	Muss Era: 43-21
4 Hogs in Double Figures	2023-24: 1-2	Muss Era: 39-10
5-7 Hogs in Double Figures	2023-24: 2-0	Muss Era: 25-2
8+ Hogs in Double Figures	2023-24: 0-0	Muss Era: 1-0
At least 1 Hog Scores 20+	2023-24: 6-3	Muss Era: 51-23
2+ Hogs Score 20+	2023-24: 0-0	Muss Era: 19-9

SHOOTING PERCENTAGE

	FG PCT	3FG PCT
50% or Better (Muss Era)	7-0 (35-2)	0-0 (7-1)
49.9% - 40% (Muss Era)	1-4 (55-30)	5-0 (19-5)
39.9% - 30% (Muss Era)	1-1 (14-14)	3-1 (34-17)
29.9% or Worse (Muss Era)	0-0 (0-1)	1-4 (44-24)

REBOUNDING/TURNOVERS

Out-rebounding opponent	2023-24: 8-1	Muss Era: 65-10
Out-rebounded by opp.	2023-24: 1-4	Muss Era: 35-34
Rebounds are even	2023-24: 0-0	Muss Era: 4-3
Grabbing 10+ off reb	2023-24: 3-1	Muss Era: 53-25
Forcing 15+ turnovers	2023-24: 1-2	Muss Era: 52-22
Committing less than 15 TO	2023-24: 7-4	Muss Era: 77-25

BY MONTH

In November	2023-24: 5-3	Muss Era: 26-4
In December	2023-24: 4-1	Muss Era: 24-6
In January	2023-24: 0-1	Muss Era: 18-17
In February	2023-24: 0-0	Muss Era: 20-11
In March	2023-24: 0-0	Muss Era: 16-9
In April	2023-24: 0-0	Muss Era: 0-0

## PLAYER MISCELLANEOUS STATS

### 20+ POINT SCORING GAMES

Player	19-20	20-21	21-22	22-23	23-24	Career
Battle	0	4	5 *	12	5	26
Brazile	-	-	0	3 *	0	3
Davenport	0	1	6	2	0	9
Davis	-	1	1	2	0	4
Ellis	JC	JC	2	13	0	15
Graham	0	0	0	1	0	1
Harris	RS	0	0	1	0	1
Mark	-	2	1 *	3	4	10
Menifield	-	-	-	5	1	5

### 30+/40+ POINT SCORING GAMES

Player	19-20	20-21	21-22	22-23	23-24	Career
Battle	0/0	1/0	0/0 *	0/0	0/0	1/0
Ellis	JC	JC	0/0	2/0	0/0	2/0
Mark	-	0/0	0/0 *	0/0	1/0	1/0
Menifield	-	-	-	0/0	1/0	1/0

### 1+/3+ THREE-POINTERS MADE IN A GAME

Player	19-20	20-21	21-22	22-23	23-24	Career
Battle	9/0	9/5	6/5 *	25/17	10/6	59/33
Brazile	-	-	10/0	5/3 *	10/1	25/4
Davenport	2/0	19/10	26/18	30/12	7/0	84/40
Davis	-	2/0	11/1	22/6	6/2	41/9
Ellis	JC	JC	21/6	26/10	5/0	52/16
Graham	0/0	0/0	1/0	0/0	0/0	1/0
Lawson	1/0	4/0	0/0	6/0	4/0	15/0
Mark	-	13/0	3/0 *	24/1	8/3	48/4
Mitchell	0	0	7/0	1/0	0/0	8/0
Menifield	-	-	-	21/18	2/2	23/20
Pinion	-	-	-	7/2	1/0	8/2

### 5+ REBOUNDS IN A GAME

Player	19-20	20-21	21-22	22-23	23-24	Career
Battle	0	8	2 *	10	2	22
Blocher	-	-	-	-	1	1
Brazile	-	-	16	6 *	9	31
Davenport	1	14	19	16	0	50
Davis	-	15	14	16	7	52
Ellis	JC	JC	3	2	1	6
Graham	6	9	11	7	4	37
Harris	RS	8	3	14	1	26
Lawson	10	5	3	16	4	38
Mark	-	8	0 *	22	4	34
Menifield	-	-	-	8	1	9
Mitchell	3	4	20	19	4	50
Pinion	-	-	-	1	0	1

### 3+/5+ ASSISTS IN A GAME

Player	19-20	20-21	21-22	22-23	23-24	Career
Battle	1/0	5/2	0/0 *	6/1	1/1	13/1
Blocher	-	-	-	-	2/1	2/1
Davenport	0/0	4/3	2/0	8/3	2/0	15/6
Davis	-	9/4	18/6	18/4	6/3	51/17
Ellis	JC	JC	7/1	25/15	5/2	37/18
Graham	2/0	0/0	8/2	1/0	0/0	11/2
Harris	RS	0/0	1/0	0/0	0/0	1/0
Lawson	6/2	1/1	0/0	2/0	0/0	9/3
Mark	-	9/2	4/0	10/4	2/0	25/6
Menifield	-	-	-	18/9	2/1	20/10
Mitchell	0	0	5/2	4/0	0/0	9/2
Pinion	-	-	-	1/0	0/0	1/0

### 3+ BLOCKS IN A GAME

Player	19-20	20-21	21-22	22-23	23-24	Career
Brazile	-	-	5 *	1	3	9
Blocher	-	-	-	-	1	1
Graham	2	4	2	1	0	9
Lawson	0	0	1	3	3	7
Mitchell	0	0	6	6	2	14

### 3+ STEALS IN A GAME

Player	19-20	20-21	21-22	22-23	23-24	Career
Battle	0	0	0 *	2	0	2
Blocher	-	-	-	-	2	2
Davenport	0	2	1	0	0	3
Davis	-	3	3	5	1	12
Ellis	JC	JC	0	3	0	3
Graham	1	0	2	0	0	3
Harris	RS	1	0	0	0	1
Lawson	0	0	0	1	0	1
Mark	-	4	1 *	3	1	9
Menifield	-	-	-	3	3	3
Mitchell	0	0	2	4	0	6

### DUNKS

Player	19-20	20-21	21-22	22-23	23-24	Career
Battle	NA	NA	NA *	NA	1	1
Blocher	-	-	-	-	3	3
Brazile	-	-	NA	12 *	17	29
Davenport	NA	NA	NA	NA	0	0
Davis	-	5	6	4	1	16
Ellis	JC	JC	NA	NA	1	1
Graham	NA	NA	NA	19	7	26
Harris	RS	NA	NA	NA	0	0
Lawson	NA	NA	NA	NA	3	3
Mark	-	NA	NA *	NA	1	1
Mitchell	NA	NA	NA	25	2	27
Pinion	-	-	-	2	1	3

\* - Indicates played some games but redshirted that season



## SEC PLAYERS OF THE WEEK

### Trevon Brazile

**Dec. 4, 2023 vs Duke**

Double-Double (19 pts - 11 rebs) • Career-high 4 3-pointers

### Keyon Menifield Jr.

**Jan. 1, 2024 vs UNCW**

Career-high 32 points • 13-of-17 FT • 5 Assists • 4 Rebounds

## 1,000 Point Club

- **Khalif Battle** reached the 1,000-point mark after making his first shot vs Furman – a 3-pointer with 16:07 left in the first half.
- **Davonte Davis** reached the 1,000-point mark in the Memphis game.
- **Jeremiah Davenport** reached the 1,000-point mark last season at Cincinnati.
- **El Ellis**, in his third year of Division I basketball, is just 79 points shy of 1,000 for his career.

## Davis Reaches Milestone, Nearing Others

- **Davonte Davis scored 15 points versus Memphis to give him 1,001 for his Razorback career. (NOW SITS AT 1,037)**
- He became the 46th player to score 1,000 points in a Razorback uniform and the third in the Eric Musselman era, joining Mason Jones (1,146 points) and JD Notae (1,070 points).
- Davis has played **116 career games and is 15 games shy of entering the Razorback top 10** for game played. The record for games played is 139 by Lee Mayberry.
- Davis is **12 assists shy of entering the Razorback top 10**. He has 291 for his career and #10 on the list is 303 by Gary Ervin (2007-08) and Keith Wilson (1987-89).

## Long Arms of the Law

- **Chandler Lawson, who has a 7-7 wingspan**, has 20 blocked shots this season.
- **Had a then career-high five blocked shots versus Stanford.**
- **- the 5 blocked shots ties for 3rd-most by an SEC player this season.**
- **Tallied a career-high six blocked shots versus Duke All-American Kyle Filipowski.**
- **- THE 6 BLOCKED SHOTS TIES FOR THE MOST BY AN SEC PLAYER THIS SEASON.**
- **Had three blocked shots in the win over Furman.**
- **BTW**, in the charity exhibition vs Purdue, he had three blocked shots and three steals guarding reigning Player of the Year Zach Edey.
- **Lawson has 20 blocked shots in 14 games this season, bettering any of his previous years' totals.**
- **FR at Oregon (14) SO at Oregon (12) JR at Memphis (9) SR at Memphis (19) GradSR at Arkansas (20)**

## El Magnifico

- **El Ellis led Arkansas to the win over Old Dominion, scoring 17 points with eight assists and ZERO TURNOVERS.**
- **Only had two first-half points with five assists**
- **Scored 15 second-half points (6-of-8 FG • 1-of-1 3PT) with three assists.**
- **Ellis added 19 points – all in the second half – versus UNCG.**
- **Granted he had a season-high 4 turnovers ... BUT he had only committed a total of 4 turnovers in the first three games.**
- **Versus Duke**, Ellis scored nine points and had **six assists with ZERO TURNOVERS.**
- **Ellis played all 20 minutes of the second half where he scored all nine of his points and had four of his six assists.**
- **Ellis had a career-high six rebounds in the win over Gardner-Webb,**

## Mitchell Doubles Up vs ODU; Was +12 Versus Duke

- **Makhi Mitchell recorded his 11th career double-double – 3rd as a Razorback – by getting 15 points and 10 rebounds versus Old Dominion,**
- **Mitchell's 15 points tied his best point production as a Razorback and it was his 15th career game with double-digit rebounds.**
- **Versus Duke**, Mitchell was +12 in just 9:30 played. He scored six points (3-of-3 shooting) and added an assist and a steal. He was the only Razorback to have a +/- in double digits.
- **Was 6-of-6 from the field in scoring 12 points with five rebounds in the Lipscomb win.**

## 11 #ProHogs on NBA Rosters

- **Arkansas had 11 players on NBA rosters including nine on the 15-man roster and two on two-way contracts.**
- **2023-24 season** Patrick Beverley Anthony Black Ricky Council IV Daniel Gafford Isaiah Joe  
Moses Moody Bobby Portis Nick Smith Jr Jordan Walsh Stanley Umude  
Jaylin Williams
- **The 11 players are the most Razorbacks that have been in the NBA in the same season. The previous best was nine players in the 1992-93 season and 1995-96 season.**
- **1992-93 season** Scott Hastings Darrell Walker Alvin Robertson Joe Kleine Andrew Lang  
Todd Day Lee Mayberry Oliver Miller Isaiah Morris
- **1995-96 season** Alvin Robertson Joe Kleine Andrew Lang Todd Day Lee Mayberry  
Oliver Miller Corey Beck Clint McDaniel Corliss Williamson

## RAZORBACK CLASS OF 2024



### ISAIAH ELOHIM

6-6, 210, G  
Kingston, N.Y.  
Sierra Canyon HS (Calif.)  
X @Elohimisaiah  
Instagram @isaiah\_elohim

Rivals	4 star	34 national	10 SG	NA
On3 Composite	4 star	41 national	10 SG	5 Calif.
247 Composite	4 star	41 national	10 SF	5 Calif.
247	4 star	42 national	10 SF	5 Calif.
On3	4 star	45 national	10 SG	7 Calif.
ESPN	4 star	53 national	18 SF	4 Calif.

- #1 of 50 on the 2023-24 Jersey Mike's Naismith Trophy Boy's High School Player of the Year Pre-season 50 watch list.
- For the 2025 NBA Draft, NBADraftRoom.com has him #11 among the shooting guards and the #49 pick in the Draft.
- Ranked the 34th-best prospect in the country by Rivals and is the 12th-highest-rated Razorback recruit by 247Composite at #41 (sixth-highest in the Musselman era).
- Participated in the 2021, '22 and '23 Pangos All-American Camps.
- Participated in the 2022 and 2023 NBPA Top 100 camps and the 2023 Damian Lillard Formula Zero Elite Camp.
- As a junior, he missed some time due to injury but averaged 16 points, 5 rebounds, and 3 assists per game for Sierra Canyon ... Member of the 17U Paul George Elite on the Nike EYBL circuit.
- Was the Los Angeles Daily News 2021 Freshman of the Year ... Averaged 19.3 points (on 56.0% field goal shooting), 5.3 rebounds and 2.5 assists at Northridge (Calif.) Heritage Christian ... Led the Warriors to a 20-8 record and led the team in scoring ... Invited to the USA Men's U16 National Team minicamp this spring.



### JALEN SHELLEY

F || 6-9 || 185  
Frisco, Texas  
Link Academy (Mo.)  
X @JalenShelley  
Instagram @jalenshelley10

ESPN	4 star	43 national	14 SF	3 Texas
Rivals	4 star	46 national	14 SF	NA
247 Composite	4 star	53 national	13 SF	3 Mo.
On3 Composite	4 star	55 national	17 SF	3 Mo.
On3	4 star	63 national	22 SF	3 Mo.
247	4 star	65 national	18 SF	3 Mo.

- #43 on the 2024 Naismith Basketball Hall of Fame HoopHall Classic Elite Players list
- The ninth-highest-rated Razorback recruit by ESPN.com at #43 (sixth-highest in the Musselman era).
- In 2023, played in 21 games for Houston Hoops and Pro Skills on the Nike EYBL circuit ... Averaged 12.4 points, 5.5 rebounds and 2.0 assists ... At the Nike Peach Jam, averaged 10.2 points, 6.4 rebounds and 1.4 assists in five games.
- Attended Plano Prestonwood Christian HS as a junior and he helped lead them to a 26-6 record and win the TAPPS 6A state basketball championship ... Named first team 6A TAPPS All-State and second team All-Area by Dallas Morning News ... Averaged 18.3 points, 6.2 rebounds and 3.5 assists per game.
- As a sophomore and freshman, attended Frisco Lone Star HS ... Averaged 12.0 points and 4.6 rebounds as a sophomore.
- Also played wide receiver in football at Prestonwood and Frisco Lone Star.

## ARKANSAS IN 2023-24 RANKINGS

THRU GAMES OF - JAN 7



TEAM IN THE NCAA/SEC	NCAA	SEC	NO.
Assist/Turnover Ratio (351 ranked)	253	12	0.97
Assists Per Game (351 ranked)	281	13	12
<b>Bench Points per game (351 ranked)</b>	<b>10</b>	<b>2</b>	<b>34.93</b>
<b>Blocks Per Game (351 ranked)</b>	<b>5</b>	<b>1</b>	<b>6.4</b>
Effective FG pct (351 ranked)	115	7	0.527
Fastbreak Points (351 ranked)	74	6	12.86
<b>Field Goal Percentage (351 ranked)</b>	<b>90</b>	<b>5</b>	<b>46.8</b>
Field Goal Percentage Defense (351 ranked)	139	11	42.3
Fouls Per Game (351 ranked)	327	14	19.9
<b>Free Throw Attempts Per Game (351 ranked)</b>	<b>6</b>	<b>1</b>	<b>27</b>
Free Throw Percentage (351 ranked)	160	10	71.4
<b>Free Throws Made Per Game (351 ranked)</b>	<b>5</b>	<b>1</b>	<b>19.3</b>
Rebound Margin (351 ranked)	163	8	1.8
<b>Rebounds (Defensive) Per Game (351 ranked)</b>	<b>45</b>	<b>3</b>	<b>28.07</b>
Rebounds (Offensive) Per Game (351 ranked)	279	14	9.21
Rebounds Per Game (351 ranked)	141	9	37.29
Scoring Defense (351 ranked)	300	14	76.9
Scoring Margin (351 ranked)	190	13	3.2
<b>Scoring Offense (351 ranked)</b>	<b>64</b>	<b>5</b>	<b>80.1</b>
Steals Per Game (351 ranked)	307	13	5.4
Three Point Attempts Per Game (351 ranked)	272	13	19.8
Three Point Percentage (351 ranked)	153	6	34.3
Three Point Percentage Defense (351 ranked)	220	11	33.7
Three Pointers Per Game (351 ranked)	245	13	6.8
Turnover Margin (351 ranked)	275	13	-1.4
Turnovers Forced Per Game (351 ranked)	293	14	11
Turnovers Per Game (351 ranked)	189	11	12.4
Winning Percentage (350 ranked)	117	9	64.3

### RAZORBACKS IN THE NCAA/SEC

	PLAYER	NCAA	SEC	NO.
Assist/Turnover Ratio (350 ranked)	--			
Assists (334 ranked)	--			
Assists Per Game (348 ranked)	--			
<b>Blocks (315 ranked)</b>	<b>Trevon Brazile</b>	<b>93</b>	<b>4</b>	<b>22</b>
	<b>Chandler Lawson</b>	<b>118</b>	<b>5</b>	<b>20</b>
	Makhi Mitchell	233	11	15
<b>Blocks Per Game (348 ranked)</b>	<b>Trevon Brazile</b>	<b>80</b>	<b>4</b>	<b>1.57</b>
	Chandler Lawson	110	5	1.43
	Makhi Mitchell	212	12	1.07
<b>Double Doubles (334 ranked)</b>	<b>Trevon Brazile</b>	<b>118</b>	<b>4</b>	<b>3</b>
	Makhi Mitchell	334	11	1
	Tramon Mark	334	11	1
Field Goal Attempts (347 ranked)	--			
<b>Field Goal Percentage (350 ranked)</b>	<b>Tramon Mark</b>	<b>82</b>	<b>4</b>	<b>54.3</b>
Field Goals (326 ranked)	Tramon Mark	294	9	75
<b>Free Throw Attempts (337 ranked)</b>	<b>Khalif Battle</b>	<b>52</b>	<b>1</b>	<b>90</b>
	Tramon Mark	264	13	62
Free Throw Percentage (350 ranked)	Khalif Battle	172	9	82.2
	Tramon Mark	310	20	75.8
<b>Free Throws (350 ranked)</b>	<b>Khalif Battle</b>	<b>32</b>	<b>1</b>	<b>74</b>
	Tramon Mark	241	11	47
Minutes Per Game (350 ranked)	--			
Points (342 ranked)	Tramon Mark	283	10	214
Points Per Game (350 ranked)	Tramon Mark	154	7	16.5
Rebounds (340 ranked)	Trevon Brazile	240	9	96
Rebounds (Defensive) Per Game (340 ranked)	Trevon Brazile	211	10	4.86
Rebounds (Offensive) Per Game (349 ranked)	Trevon Brazile	300	13	2
Rebounds Per Game (336 ranked)	Trevon Brazile	196	11	6.9
Steals (302 ranked)	--			
Steals Per Game (337 ranked)	--			
Three Point Attempts (347 ranked)	--			
Three Point Percentage (104 ranked)	--			
Three Pointers Per Game (341 ranked)	--			
Total 3-point FGM (341 ranked)	--			
Triple Doubles (3 ranked)	--			



### ERIC MUSSELMAN LIVE RADIO SHOW

Once again, there will be 12 Arkansas basketball radio shows, all starting at 7 pm, at Sassy's Red House (Shows 1-2) Sassy's BBQ and Grille (Shows 3-12).

Monday, Oct. 30	Monday, Jan. 8
Tuesday, Nov. 7	<b>Monday, Jan. 22</b>
Tuesday, Nov. 14	Monday, Jan. 29
Monday, Nov. 27	Monday, Feb. 5
Monday, Dec. 11	Monday, Feb. 12
Monday, Dec. 18	Monday, Mar. 4



### COURTSIDE WITH ERIC MUSSELMAN

There will be 10, 30-minute TV shows featuring head coach Eric Musselman and Chuck Barrett. Each show will air on Sunday as well as on HOGS+ Please check local listings for times and channels in your area.

Sunday, Jan. 7	Sunday, Feb. 11
<b>Sunday, Jan. 14</b>	Sunday, Feb. 18
Sunday, Jan. 21	Sunday, Feb. 25
Sunday, Jan. 28	Sunday, Mar. 3
Sunday, Feb. 4	Sunday, Mar. 10



# 2022-23 SEC STANDINGS

Thru Jan. 6



	SEC	PCT.	HOME	AWAY	OVERALL	PCT.	HOME	ROAD	NEUTRAL	STRK
Alabama	1-0	1.000	0-0	0-1	9-5	.643	6-1	1-1	2-3	W3
Auburn	1-0	1.000	0-0	1-0	12-2	.857	7-0	1-1	4-1	W7
Georgia	1-0	1.000	0-0	1-0	11-3	.786	9-0	2-0	0-3	W9
Kentucky	1-0	1.000	0-0	1-0	11-2	.846	7-1	2-0	2-1	W5
LSU	1-0	1.000	1-0	0-0	9-5	.643	6-2	1-1	2-2	W3
South Carolina	1-0	1.000	1-0	0-0	13-1	.929	9-0	1-1	3-0	W6
Tennessee	1-0	1.000	1-0	0-0	11-3	.786	8-0	1-1	2-2	W7
<b>Arkansas</b>	<b>0-1</b>	<b>.000</b>	<b>0-1</b>	<b>0-0</b>	<b>9-5</b>	<b>.643</b>	<b>7-2</b>	<b>0-0</b>	<b>2-3</b>	<b>L1</b>
Florida	0-1	.000	0-1	0-0	10-4	.714	6-1	0-1	4-2	L1
Ole Miss	0-1	.000	0-0	0-1	13-1	.929	9-0	2-1	2-0	L1
Mississippi State	0-1	.000	0-0	0-1	11-3	.786	5-1	0-2	6-0	L1
Missouri	0-1	.000	0-1	0-0	8-6	.571	6-3	2-1	0-2	L1
Texas A&M	0-1	.000	0-1	0-0	9-5	.643	5-2	2-1	2-2	L1
Vanderbilt	0-1	.000	0-1	0-0	5-9	.357	5-5	0-1	0-3	L1

## AP (Jan. 8)

1	Purdue (54)	14-1	1,566
2	Houston (7)	14-0	1,486
3	Kansas (2)	13-1	1,481
4	UConn	13-2	1,335
5	<b>TENNESSEE</b>	<b>11-3</b>	<b>1,291</b>
6	<b>KENTUCKY</b>	<b>11-2</b>	<b>1,253</b>
7	<b>NORTH CAROLINA</b>	<b>11-3</b>	<b>1,213</b>
8	Arizona	12-3	1,107
9	<b>OKLAHOMA</b>	<b>13-1</b>	<b>1,023</b>
10	Illinois	11-3	924
11	Marquette	11-4	869
12	<b>DUKE</b>	<b>11-3</b>	<b>869</b>
13	<b>MEMPHIS</b>	<b>13-2</b>	<b>843</b>
14	Baylor	12-2	787
15	Wisconsin	11-3	663
16	<b>AUBURN</b>	<b>12-2</b>	<b>559</b>
17	Colorado State	13-2	436
18	BYU	12-2	426
19	San Diego State	13-2	386
20	Utah State	14-1	241
21	Clemson	11-3	219
22	Creighton	11-4	187
23	Gonzaga	11-4	185
24	Florida Atlantic	11-4	165
25	Texas	11-3	148

RECEIVING VOTES: Dayton 126, **OLE MISS 125**, James Madison 98, Cincinnati 79, Nevada 77, Texas Tech 62, Wake Forest 38, Grand Canyon 35, Seton Hall 34, **SOUTH CAROLINA 29**, Miami 27, St. John's 18, Iowa St. 16, Colorado 8, NC State 7, Michigan St. 7, **ALABAMA 7**, Providence 6, Oregon 4, TCU 3, Northwestern 3, Princeton 2, Utah 2

## SEC SCHEDULE

WEDNESDAY, JANUARY 10	TV	CT
Tennessee at Mississippi St.	SEC	6:00 pm
Arkansas at Georgia	ESPNU	8:00 pm
Florida at Ole Miss	SEC	8:00 pm
SATURDAY, JANUARY 13	TV	CT
Tennessee at Georgia	ESPN2	11:00 am
Vanderbilt at Ole Miss	SEC	Noon
Kentucky at Texas A&M	ESPN	Noon
South Carolina at Missouri	SEC	2:30 pm
Arkansas at Florida	ESPN	3:00 pm
LSU at Auburn	SEC	5:00 pm
Alabama at Mississippi St.	SEC	7:30 pm
TUESDAY, JANUARY 16	TV	CT
Florida at Tennessee	ESPN	6:00 pm
Missouri at Alabama	SEC	6:00 pm
Georgia at South Carolina	ESPNU	8:00 pm
Texas A&M at Arkansas	SEC	8:00 pm
WEDNESDAY, JANUARY 17	TV	CT
Mississippi St. at Kentucky	ESPN2	6:00 pm
Ole Miss at LSU	SEC	6:00 pm
Auburn at Vanderbilt	SEC	8:00 pm

## COACHES (Jan. 8)

1	Purdue (21)	14-1	788
2	Houston (10)	14-0	762
3	Kansas (1)	13-1	754
4	UConn	13-2	685
5	<b>TENNESSEE</b>	<b>11-3</b>	<b>661</b>
6	<b>KENTUCKY</b>	<b>11-2</b>	<b>628</b>
7	<b>NORTH CAROLINA</b>	<b>11-3</b>	<b>592</b>
8	Arizona	12-3	556
9	<b>OKLAHOMA</b>	<b>13-1</b>	<b>490</b>
10	Illinois	11-3	455
11	<b>DUKE</b>	<b>11-3</b>	<b>446</b>
12	Marquette	11-4	428
13	<b>MEMPHIS</b>	<b>13-2</b>	<b>410</b>
14	Baylor	12-2	378
15	Wisconsin	11-3	341
16	<b>AUBURN</b>	<b>12-2</b>	<b>301</b>
17	BYU	12-2	251
18	Colorado State	13-2	221
19	San Diego State	13-2	198
20	Creighton	11-4	147
21	Gonzaga	11-4	146
22	Clemson	11-3	133
23	Utah State	14-1	77
24	<b>OLE MISS</b>	<b>13-1</b>	<b>77</b>
25	Florida Atlantic	11-4	58

RECEIVING VOTES: Texas 55; Nevada 45; Cincinnati 36; Iowa State 33; Dayton 33; James Madison 32; Grand Canyon 30; Miami (FL) 24; TCU 23; Wake Forest 21; Texas Tech 18; Ohio St 12; Seton Hall 11; **ALABAMA 9**; St. John's 8; Providence 7; Michigan St 7; Indiana 5; **SOUTH CAROLINA 3**; Princeton 2; Villanova 1; Northwestern 1; New Mexico 1

## HOGS RANKING BY WEEK

WEEK	AP	COACH	NET
Preseason	14	14	No Poll
Nov. 13	14	14	No Poll
Nov. 20	20	RV (#26)	No Poll
Nov. 27	RV (#35)	RV (#43)	No Poll
Dec. 4	RV (#36)	--	117
Dec. 11	--	--	103
Dec. 18	--	--	101
Dec. 25	--	--	96
Jan. 1	--	--	89
Jan. 8	--	--	105
Jan. 15	--	--	--
Jan. 22	--	--	--
Jan. 29	--	--	--
Feb. 5	--	--	--
Feb. 12	--	--	--
Feb. 19	--	--	--
Feb. 26	--	--	--
Mar. 4	--	--	--
Mar. 11	--	--	--
Apr. 8	--	--	No Poll

## ARKANSAS IN THE POLLS

Ranking in AP Poll unless \* indicating only ranked in the Coaches Poll

As	Overall	H	A	N	Last Meeting	Last Win
As #1	16-4	8-0	6-2	2-2	W, 97-79 vs #14 Georgetown @MEM (11/27/94)	Same
As #2	38-4	17-1	7-0	14-3	W, 76-72 vs #2 Duke @NCAA (4/4/94)	Same
As #3	29-5	13-0	10-5	6-0	W, 97-79 vs Tennessee (1/7/95)	Same
As #4	13-2	8-0	3-2	2-0	W, 94-71 at Missouri (12/3/94)	Same
As #5	13-8	1-1	2-4	10-3	L (OT), 95-93 vs #3 Kentucky @SEC (3/12/95)	69-58 vs #20 Alabama @SEC (3/11/95)
As #6	18-3	6-0	5-0	7-3	L, 89-78 vs #1 UCLA @NCAA (4/3/95)	75-68 vs #4 N. Carolina @NCAA (4/1/95)
As #7	18-1	4-0	7-0	7-1	W, 68-66 vs Auburn (3/4/95)	Same
As #8	9-10	6-1	1-5	2-4	L, 78-71 vs LSU @SEC (3/13/21)	70-64 vs Missouri @SEC (3/12/21)
As #9	27-7	7-1	6-2	15-4	L, 60-57 at LSU (12/28/22)	88-78 vs Oklahoma (12/10/22) @ Tulsa
As #10	20-4	11-1	2-1	7-2	W, 85-51 vs UNC Asheville (12/21/22)	Same
As #11	22-6	12-2	6-4	4-0	W, 99-58 vs San Jose St (12/03/22)	Same
As #12	22-9	11-0	8-5	2-4	L, 88-66 vs Oklahoma (12/11/21)	86-66 vs Charlotte (12/8/21)
As #13	18-6	12-1	3-5	3-0	L, 72-59 at #22 Auburn (1/7/23)	74-68 vs #20 Missouri (1/4/23)
As #14	32-6	16-1	8-2	8-3	L, 78-72 vs UNGC (11/17*23)	86-77 vs Old Dominion (11/13/23)
As #15	16-6	4-2	9-2	3-2	L, 97-84 at Vanderbilt (1/4/23)	90-68 vs Tennessee State (11/7/00)
As #16	17-5	12-0	3-4	2-1	W, 93-80 vs UNI (11/17/21)	Same
As #17	18-9	5-0	5-2	***8-7	W, 69-78 vs #9 Duke @NCAA (3/26/22)	74-68 vs #1 Gonzaga @NCAA (3/24/22)
As #18	20-9	*10-4	8-4	2-1	W, 75-73 vs #6 Kentucky (2/26/22)	Same
As #19	16-7	8-2	3-3	5-2	L, 96-82 vs Ole Miss (1/17/15)	67-45 vs Wofford (11/9/07)
As #20	25-6	**11-0	1-0	****13-6	L, 87-72 vs #14 N. Carolina @Atlantis (11/24/23)	77-74 2OT vs Stanford (11/22/23)
As #21	6-4	3-0	0-1	3-3	L, 87-78 vs #15 N. Carolina @NCAA (3/21/15)	56-53 vs Wofford @NCAA (3/19/15)
As #22	8-5	4-1	2-3	2-1	L, 78-77 at Auburn (1/6/18)	84-79 (OT) vs Miss State @SEC (3/6/99)
As #23	7-1	5-0	2-1	0-0	W, 58-48 vs #16 Tennessee (2/19/22)	Same
As #24	7-1	4-0	3-0	0-1	L, 89-81 vs Hofstra @ NLR (12/18/21)	Same
As #25	6-3	6-0	0-3	0-1	W, 69-57 vs Ole Miss (01/21/23)	Same
TOT.	441-131	204-16	111-60	127-54	L, 87-72 vs #14 N. Carolina (11/24/23)	77-74 2OT vs Stanford (11/22/23)

## ARKANSAS VERSUS THE POLLS

Ranking in AP Poll unless \* indicating only ranked in the Coaches Poll

Vs	Overall	H	A	N	Last Meeting	Last Win
Vs #1	3-11	1-2	0-2	2-7	W, 74-68 vs Gonzaga @NCAA (03/24/22)	Same
Vs #2	6-9	5-2	0-6	1-1	L, 86-83 at Alabama (2/25/23)	Same
Vs #3	0-15	0-1	0-3	0-11	L, 81-72 vs Baylor @NCAA (3/29/21)	--
Vs #4	6-13	2-3	1-7	3-3	W, 72-71 vs Kansas @NCAA (3/18/23)	Same
Vs #5	4-4	4-1	0-1	0-2	W, 74-71 vs Texas A&M (1/27/16)	Same
Vs #6	7-11	4-3	0-5	3-3	W, 75-73 vs Kentucky (2/26/22)	Same
Vs #7	2-5	2-0	0-1	0-4	W, 80-75 vs Duke *11/29/23	Same
Vs #8	3-4	2-0	1-3	0-1	L, 82-65 vs Kentucky @SEC (3/12/17)	88-61 vs Alabama (1/6/07)
Vs #9	2-6	0-0	1-4	1-2	L, 78-69 vs Duke @NCAA (3/26/22)	91-82 vs Arizona @NCAA (4/2/94)
Vs #10	5-6	2-2	2-1	1-3	L, 88-65 vs UConn @NCAA (03/23/23)	(OT), 86-81 at Missouri (2/13/21)
Vs #11	5-8	2-2	1-4	2-2	L (OT), 79-76 vs Auburn (2/4/20)	104-93 vs Missouri (12/5/95)
Vs #12	7-10	2-2	2-5	*3-3	L, 75-57 at Tennessee (2/28/23)	Same
Vs #13	6-4	3-0	0-2	3-2	L, 78-74 at Tennessee (3/5/22)	87-85 vs Kentucky (1/14/14)
Vs #14	5-8	3-2	0-3	2-3	L, 87-72 vs North Carolina (11/24/24)	91-82 vs Auburn (2/27/18)
Vs #15	3-5	0-0	0-2	0-3	L, 87-78 vs N. Carolina @NCAA (3/21/15)	98-88 vs Mississippi State (1/7/12)
Vs #16	4-7	2-2	0-4	2-1	W, 58-48 vs Tennessee (2/19/22)	Same
Vs #17	4-4	1-2	1-1	2-1	L, 67-64 at Baylor (1/28/23)	(OT), 78-74 vs San Diego St (11/23/22)
Vs #18	5-8	1-2	2-3	2-3	L, 67-61 vs Texas A&M @SEC (3/10/23)	80-73 at Ole Miss (1-31-10)
Vs #19	8-4	3-1	3-1	2-2	L, 79-70 vs Oklahoma @ Tulsa (12/9/23)	90-89 at LSU (2/2/19)
Vs #20	11-5	5-2	1-2	5-1	W, 74-68 vs Missouri (1/5/23)	Same
Vs #21	5-3	2-1	1-0	2-2	W, 68-66 vs TX Tech @NCAA (3/21/21)	Same
Vs #22	4-3	4-1	0-2	0-0	L, 72-59 at Auburn (1/7/23)	(OT), 77-76 vs Kentucky (2/23/11)
Vs #23	3-8	1-2	0-3	2-2	L, 88-79 vs Kentucky (3/4/23)	Same
Vs #24	2-4	1-2	*0-1	*1-1	*L, 90-59 at Alabama (1/16/21)	*86-72 vs Indiana @NCAA (3/21/08)
Vs #25	4-6	*3-3	*0-1	1-2	L, 83-51 vs Auburn (1/6/24)	82-74 vs Vanderbilt (1/31/12)
TOT.	114-170	58-38	16-67	40-65	L, 83-51 vs #25 Auburn (1/6/24)	80-75 vs #7 Duke (11/29/23)

## RANKED ARKANSAS VERSUS RANKED OPPONENT

Overall	H	A	N
48-51	18-4	4-16	26-31
LAST TIME: #20 ARK vs #14 UNC - L, 72-87 (11/29/23) LAST W: 74-68 v #20 MIZ (01/04/23)			
LAST W at Home: #13 ARK v #20 MIZ - W, 74-68 (01/04/23)			
LAST W on Road: #10 ARK at #18 BAMA - W, 86-80 (2/15/95)			
LAST W vs Neutral: #9 ARK vs #17 AZTECS - W, 78-74 (ot) (11/23/22)			

## LAST TIME HOGS WON AS TOP 25

	HOME	ROAD	NEUTRAL
#1: Miss State	3/5/94	LSU	3/2/94
#2: NW (La) St	12/4/93	Baylor	1/26/91
#3: Tennessee	1/7/95	Ole Miss	1/4/95
#4: Jackson St.	11/30/94	Missouri	12/03/94
#5: Miss State	1/11/95	Tennessee	1/29/94
#6: Montevallo	2/5/94	UAB	1/27/90
#7: Auburn	3/4/95	Florida	2/28/95
#8: Montevallo	2/25/95	LSU	2/22/95
#9: Oklahoma	12/10/22	S. Carolina	1/21/95
#10: UNCA	12/12/22	Alabama	2/15/95
#11: San Jose St	12/03/22	S. Alabama	11/29/89
#12: Charlotte	12/7/21	S. Carolina	3/2/21
#13: Missouri	01/04/23	S. Carolina	1/9/93
#14: Old Dominion	11/13/23	Alabama	2/13/93
#15: Tenn State	11/27/20	Miss State	1/31/98
#16: UNI	11/21/01	S. Alabama	12/30/91
#17: SE Mo. State	11/27/82	Florida	2/6/93
#18: Kentucky	2/26/22	Florida	2/22/22
#19: Wofford	11/9/07	Wake Forest	12/23/98
#20: LSU	2/27/21	LSU	1/2/99
#21: North Texas	12/05/00	--	(0-1)
#22: Providence	1/23/99	Memphis	1/10/98
#23: Tennessee	2/19/22	Missouri	2/15/22
#24: Florida	2/16/21	Ole Miss	2/14/15
#25: Iona	11/30/14	--	(0-1)

## LAST TIME HOGS WON VS TOP 25

# VERSUS 2023-24 OPPONENTS

## NON-CONFERENCE

School	Gms	Series Record	H	A	N	Last Meeting
Abilene Christian	2	Arkansas Leads, 2-0	2-0	--	--	H - W, 83-73 (12/21/20)
Alcorn State	6	Arkansas Leads, 6-0	6-0	--	--	H - W, 93-59 (11/06/23)
Duke	5	Arkansas Leads, 3-2	1-0	--	2-2	H - W, 80-75 (11/29/23)
Furman	1	Arkansas Leads, 1-0	1-0	--	--	H - W, 97-83 (12/04/23)
Gardner-Webb	3	Arkansas Leads, 3-0	3-0	--	--	H - W, 86-68 (11/10/23)
Lipscomb	3	Arkansas Leads, 3-0	2-0	--	1-0	N - W, 69-66 (12/17/23) @ NLR
Memphis	22	Series Tied, 11-11	5-1	4-5	2-5	N - L, 84-79 (11/23/23) @ Atlantis
Oklahoma	31	Arkansas Leads, 19-14	8-5	3-7	6-2	N - L, 79-70 (12/09/23) @ Tulsa
North Carolina	11	Arkansas Trails, 3-8	0-0	0-0	3-8	N, L, 87-72 (11/24/23) @ Atlantis
UNC Greensboro	3	Arkansas Leads, 2-1	2-1	--	--	H - L, 78-72 (11/17/23)
UNC Wilmington	1	Arkansas Leads, 1-0	1-0	--	--	H, W, 106-90 (12/30/23)
Old Dominion	1	Arkansas Leads, 1-0	1-0	0-0	0-0	H - W, 86-77 (11/13/23)
Stanford	3	Arkansas Trails 1-2	--	--	1-2	N - W, 77-74 2OT (11/23/23) @ Atlantis

## SOUTHEASTERN CONFERENCE

School	Gms	Series Record	H	A	N	Last Meeting
Alabama	68	Arkansas Leads, 36-32	20-7	8-23	8-2	A - L, 86-83 (02/25/23)
• SEC Only	58	Series Tied, 29-29	20-7	8-21	1-1	
Auburn	60	Arkansas Leads, 38-22	23-6	13-15	2-1	H - L, 83-51 (01/06/24)
• SEC Only	59	Arkansas Leads, 38-21	23-6	13-15	2-0	
Florida	41	Arkansas Trails, 15-26	10-7	3-14	2-5	H - W, 84-65 (02/18/23)
• SEC Only	SAME					
Georgia	42	Arkansas Leads, 26-16	13-3	6-10	6-3	H - W, 97-65 (02/22/23)
• SEC Only	SAME					
Kentucky	48	Arkansas Trails, 14-34	8-9	5-15	1-10	H - L, 88-79 (03/04/23)
• SEC Only	43	Arkansas Trails, 14-29	8-9	5-13	1-8	
LSU	77	Arkansas Leads, 42-35	23-8	13-20	6-7	H - W, 60-40 (01/24/23)
• SEC Only	68	Arkansas Leads, 38-30	23-8	12-19	3-3	
Ole Miss	85	Arkansas Leads, 52-33	18-11	10-20	24-2	H - W, 67-57 (01/21/23)
• SEC Only	56	Arkansas Leads, 30-27	18-10	10-18	1-0	
Mississippi State	68	Arkansas Leads, 35-33	23-9	7-23	5-1	H - L, 70-64 (02/11/23)
• SEC Only	59	Arkansas Leads, 30-29	22-8	6-21	2-0	
Missouri	60	Arkansas Leads, 33-27	19-10	12-17	2-0	A - L, 76-79 (01/18/23)
• SEC Only	23	Arkansas Leads, 14-9	9-2	4-7	1-0	
South Carolina	38	Arkansas Leads, 23-15	12-5	8-8	3-2	A - W, 65-63 (02/04/23)
• SEC Only	SAME					
Tennessee	47	Arkansas Trails, 22-25	12-4	4-16	6-5	A - L, 75-57 (02/28/23)
• SEC Only	43	Arkansas Trails, 19-24	12-4	4-16	3-4	
Texas A&M	167	Arkansas Leads, 106-61	61-15	38-40	7-6	N - L, 67-61 (02/10/23)
• SEC Only	21	Arkansas Leads 11-10	9-1	2-7	0-2	
Vanderbilt	43	Arkansas Leads, 29-14	16-4	8-9	5-1	A - L, 97-84 (01/14/23)
• SEC Only	41	Arkansas Leads 28-13	15-4	8-8	5-1	

## AT THE SEC TOURNEY

Overall:	30-30
1st Rd:	4-10
2nd Rd:	2-2
Quarterfinal:	16-3
Semifinal:	7-9
Final:	1-6

## RECORD BY OPPONENT

Opponent	Record	Last Meeting
Alabama	1-1	1995, W, 69-58 (Semis)
Auburn	2-0	2023, W, 76-73 (2nd)
Florida	2-5	2019, L, 66-50 (2nd)
Georgia	6-3	2015, W, 60-49 (Semis)
Kentucky	1-9	2017, L, 82-65 (Final)
LSU	3-3	2022, W, 79-67 (Semis)
Ole Miss	1-0	2017, W, 73-72 (Quart)
Mississippi State	2-0	2007, W, 81-72 (Semis)
Missouri	1-0	2021, W, 70-64 (Quart)
South Carolina	3-2	2018, W, 69-64 (2nd)
Tennessee	3-4	2018, L, 84-66 (Semis)
Texas A&M	0-2	2023, L, 67-61 (Quart)
Vanderbilt	5-1	2020, W, 86-73 (1st)

## AT THE NCAA TOURNEY

Overall:	50-35
1st Rd:	19-8
2nd Rd:	12-10
Sweet 16:	8-6
Elite 8:	6-5
Final Four:	2-4
Championship:	1-1
- Regional/Final Consolations:	2-1

## RECORD BY OPPONENT

Opponent	Record	Last Meeting
Alabama	1-0	1991, W, 93-70 (Sweet 16)
Arizona	1-0	1994, W, 91-82 (Final 4)
Arizona State	1-0	1991, W, 91-90 (2nd)
Baylor	0-1	2021, L, 81-72 (Elite 8)
Bucknell	0-1	2006, L, 59-55 (1st)
Butler	0-1	2018, L, 79-62 (1st)
Cal St-Fullerton	1-0	1979, W, 61-58 (Elite 8)
Cincinnati	0-1	1958, L, 97-62 (Final 4 con)
Colgate	1-0	2021, W, 85-68 (1st)
Connecticut	0-1	2023, L, 88-65 (Sweet 16)
Dayton	1-0	1990, W, 86-84 (2nd)
Duke	1-2	2022, L, 78-69 (Elite 8)
Georgetown	1-1	2001, L, 63-61 (1st)
Georgia State	1-0	1991, W, 117-76 (1st)
Gonzaga	1-0	2022, W, 74-68 (Sweet 16)
Holy Cross	1-0	1993, W, 94-64 (1st)
Illinois	1-0	2023, W, 73-74 (1st)
Indiana	1-0	2008, W, 86-72 (1st)
Indiana State	0-1	1979, L, 73-71 (Elite 8)
Iowa	1-1	1999, L, 82-72 (2nd)
Kansas	1-1	2023, W, 72-71 (2nd)
Kansas State	0-2	1982, L, 65-64 (2nd)
Kentucky	0-1	1979, L, 64-59 (Final 4)
LSU	0-1	1981, L, 75-56 (Sweet 16)
Louisville	2-2	1989, L, 93-74 (2nd)
Loyola-Marymount	1-0	1989, W, 120-101 (1st)
Marquette	1-0	1996, W, 65-56 (2nd)
UMass	0-1	1996, L, 79-63 (Sweet 16)
Memphis	1-1	1995, W, 96-91 OT (Sweet 16)
Mercer	0-1	1981, W, 73-67 (1st)
Miami (Fla.)	0-1	2000, L, 75-71 (1st)
Michigan	1-0	1994, W, 76-68 (Elite 8)
Murray State	1-0	1992, W, 80-60 (1st)
Nebraska	1-0	1998, W, 74-65 (1st)
New Mexico State	1-0	2022, W, 53-48 (2nd)
Notre Dame	1-0	1919, W, 71-69 (Final 4)
North Carolina	2-4	2017, L, 72-65 (2nd)
N.C. A&T	1-0	1994, W, 94-79 (1st)
Oklahoma State	0-2	1958, L, 65-4 (Sweet 16)
Oral Roberts	1-0	2021, W, 72-70 (Sweet 16)
Oregon	1-0	1945, W, 79-76 (Elite 8)
Oregon State	0-1	1949, L, 56-38 (Elite 8)
Penn State	1-0	1996, W, 86-80 (1st)
Princeton	1-0	1990, W, 68-64 (1st)
Purdue	1-0	1983, W, 78-68 (2nd)
St. John's	1-1	1993, W, 80-74 (2nd)
Seton Hall	1-0	2017, W, 77-71 (1st)
Siena	1-0	1999, W, 94-80 (1st)
Southern Cal	0-1	2007, L, 77-60 (1st)
Syracuse	1-0	1995, W, 96-94 OT (2nd)
Texas	1-0	1990, W, 88-85 (Elite 8)
Texas Southern	1-0	1995, W, 79-78 (1st)
Texas Tech	1-0	1991, W, 68-66 (2nd)
Tulsa	1-0	2024, W, 103-84 (Sweet 16)
UCLA	1-1	1995, L, 89-78 (Final)
Utah	0-1	1998, L, 69-65 (2nd)
Vermont	1-0	2022, W, 75-71 (1st)
Villanova	0-1	1988, L, 82-74 (1st)
Virginia	1-1	1995, W, 68-61 (Elite 8)
Wake Forest	0-1	1977, L, 86-80 (1st)
Washington State	0-1	1941, L, 64-53 (Final 4)
Weber State	2-0	1980, W, 74-63 (2nd)
Wofford	1-0	2015, W, 56-53 (2nd*)
Wyoming	2-0	1949, W, 61-48 (Reg con)

2023-24

# #PROHOGS

44	NBA Draft Selections	16	All-Star Game Appearances	14	All-Defensive Team Honors
----	----------------------	----	---------------------------	----	---------------------------



## PATRICK BEVERLEY

- 11th Year in NBA
- 3x NBA All-Defensive Team
- 2009 - 2nd RD/42nd overall



## ANTHONY BLACK

- 1st Year in NBA
- T2nd Highest Hog NBA Pick
- 2023 - 1st RD/6th overall



## RICKY COUNCIL IV

- 1st Year in NBA
- 2023-24 2-Way Free Agent



## DANIEL GAFFORD

- 5th Year in NBA
- 2019 - 2nd RD/38th overall



## ISAIAH JOE

- 4th Year in NBA
- 2020 - 2nd RD/49th overall



## MOSES MOODY

- 3rd Year in NBA
- 1st Hog to be "1 & Done"
- 2021 - 1st RD/14th Pick
- 2022 NBA Champion



## BOBBY PORTIS

- 9th Year in NBA
- 2021 NBA Champion
- 2015 - 1st RD/22nd overall
- 2023 Team USA Member



## NICK SMITH JR.

- 1st Year in NBA
- 2023 - 1st RD/27th overall



## JORDAN WALSH

- 1st Year in NBA
- 2023 - 2nd RD/38th overall



## STANLEY UMUDE

- 2nd Year in NBA
- 2022-23 Free Agent
- 2023-24 Two-Way Contract

15	First Round Draft Picks	7	All-NBA Selections	6	NBA Champions
----	-------------------------	---	--------------------	---	---------------

## PROHOGS AROUND THE WORLD

Adrio Bailey #	BK Redstone Olomoucko (Czech)
Jaylen Barford	Lokomotiv (Russia)
Coty Clarke	San-en NP (Japan)
Jabril Durham	Start Lublin (Poland)
Courtney Fortson	Karhubasket (Finland)
Dusty Hannahs	Ironi Nes Ziona B.C. (Israel)
Delvon Johnson	Usti n/Labem (Czech Republic)
Joe Johnson	Triplets (USA BIG3)
Kamani Johnson #	Pacific Caesar (Indonesia)
Mason Jones #	Stockton Kings (G League)
Chris Lykes #	Denain Voltaire (France)
Daryl Macon	Shenzhen Leopards (China)
Rashad Madden	NH Ostrava (Czech Republic)
JD Notae #	Pallacanestro Trapani (Italy)
Justin Smith #	Hapoel Holon B.C. (Israel)
Dustin Thomas	Szolnok (Hungary)
Trey Wade #	Start Lublin (Poland)
Jimmy Whitt #	Santa Cruz Warriors (G League)
Jalen Tate #	Leuven Bears (Belgium)
Charles Thomas	Regatas (Argentina)
Au'Diese Toney #	Grand Rapids Gold (G League)
Sonny Weems	Shanxi Loongs (China)

# - Played for Eric Musselman





## ERIC MUSSELMAN

**ARKANSAS HEAD COACH**

**San Diego, 1987**

104-47 • 5th year as Arkansas head coach

214-81 • 9th year as collegiate head coach

503-291 • 14 seasons as professional head coach

- 1996 USBL Coach of the Year
- 2003 NBA Coach of the Year Runner-Up
- 2012 NBA D-League Coach of the Year
- 2016 Bleacher Report's Mountain West Coach of the Year
- 2017 USBWA District VIII Coach of the Year
- 2018 USBWA District VIII Coach of the Year
- 2018 NABC District 17 Coach of the Year
- 2018 Mountain West Coach of the Year
- 2021 Jim Phelan Coach of the Year Finalist
- 2021 Werner Ladder Naismith Coach of the Year Semifinalist
- 2021 Basketball Times Midlands District Coach of the Year

### COLLEGIATE HEAD COACHING RECORD

Year	Overall	Conf	Finish	Conf Tourn	NCAA/CBI Postseason	Final/Rank
2015-16	24-14	10-8	MW (T-4th)	1-1	5-1 • CBI Champion	--/--
2016-17	28-7	14-4	MW (1st)	3-0 *	0-1 • #12 seed NCAA 1st Rd	--/--
2017-18	29-8	15-3	MW (1st)	1-1	2-1 • #7 seed NCAA Sweet 16	24/20
2018-19	29-5	15-3	MW (1st)	1-1	0-1 • #7 seed NCAA 1st Rd	20/23
2019-20	20-12	7-11	SEC (T-10th)	1-0 +	Canceled	--/--
2020-21	25-7	13-4	SEC (2nd)	1-1	3-1 • #3 seed NCAA Elite 8	10/6
2021-22	28-9	13-5	SEC (4th)	1-1	3-1 • #4 seed NCAA Elite 8	17/8
2022-23	22-14	8-10	SEC (T-9th)	1-1	2-1 • #8 seed NCAA Sweet 16	--/21
2023-24	9-5	0-1				

**Total 214-81 95-49 10-6 15-7 (10-6 NCAA / 5-1 CBI)**

\* - Tournament champion / + - SEC Tourney canceled after Rd 1 due to COVID

## MUSSELMAN'S CAREER AS HEAD COACH

NOTE: Professional basketball **DOES NOT** count postseason toward season W-L record nor to head coach W-L record

Year	Team	League	Record	Note for the Season	Reg. Season Div./Conf. Finish	Postseason
1989-90	Rapid City	CBA	42-14	<b>MOST WINS IN CBA</b>	1st National Conf.	Finals (8-8) *
1991-92	Rapid City	CBA	37-19	<b>2nd-most wins in CBA</b>	1st National Conf.	Finals (9-7) *
1992-93	Rapid City	CBA	44-12	<b>MOST WINS IN CBA</b>	1st National Conf.	Conf. Finals (5-3) *
1993-94	Rapid City	CBA	37-19	<b>MOST WINS IN CBA</b>	1st National Conf.	Conf. Finals (5-5) *
1994-95	Rapid City	CBA	31-25	6th-most wins in CBA	5th National Conf.	Conf. 1st Rd (0-2) *
1995-96	Florida	CBA	41-15	<b>MOST WINS IN CBA</b>	1st National Conf.	Conf. Finals (5-3) *
1996-97	Florida	CBA	38-18	<b>2nd-most wins in CBA</b>	1st American Conf.	Finals (7-6) *
1995	Florida	USBL	25-2	<b>MOST WINS IN USBL</b>	1st Overall	Champion (1-0) *
1996	Florida	USBL	28-1	<b>MOST WINS IN USBL</b>	1st Southern Div.	Champion (3-0) *
2002-03	Golden State	NBA	38-44	6th Pacific Division	11th Western Conf.	--
2003-04	Golden State	NBA	37-45	T4th Pacific Division	11th Western Conf.	--
2006-07	Sacramento	NBA	33-49	5th Pacific Division	11th Western Conf.	--
2010-11	Reno	D-League	34-16	<b>2nd-most wins in NBADL</b>	1st Western Conf.	Semifinals (2-3) *
2011-12	Los Angeles	D-League	38-12	<b>MOST WINS IN NBADL</b>	1st Western Conf.	Finals (5-2) *
2015-16	Nevada	NCAA	24-14	<b>Led NCAA in FT Made</b>	T-4th Mountain West	CBI Champion (5-1)
2016-17	Nevada	NCAA	28-7	NCAA: 13th FTA & A-TO ratio	1st Mountain West	#12 seed - NCAA 1st Rd (0-1)
2017-18	Nevada	NCAA	29-8	NCAA: 2nd A-TO/9th FTM	1st Mountain West	#7 seed - NCAA Sweet 16 (2-1)
2018-19	Nevada	NCAA	29-5	9th in NCAA in Scoring Margin	1st Mountain West	#7 seed - NCAA 1st Rd (0-1)
2019-20	Arkansas	NCAA	20-12	<b>Led NCAA in 3Pt% Def</b>	T-10th SEC	Canceled
2020-21	Arkansas	NCAA	25-7	NCAA: 2nd FTM/11th Scoring	2nd SEC	#3 seed - NCAA Elite 8 (3-1)
2021-22	Arkansas	NCAA	28-9	<b>Led NCAA in FTM/FTA</b>	4th SEC	#4 seed - NCAA Elite 8 (3-1)
2022-23	Arkansas	NCAA	22-14	NCAA: 14th BLKS/17th FTA	T-9th SEC	#8 seed - NCAA Sweet 16 (2-1)
2023-24	Arkansas	NCAA	9-5			
2010	Dominican Team		5-1	Silver Medal Centrobasket Championship		
2011	Venezuelan Team		12-9	5th FIBA Americas Championship		
2012	Venezuelan Team		7-4	Silver Medal FIBA South American Championship		

### MUSSELMAN COMPOSITE COACHING RECORD

COLLEGIATE	9th Yr	Overall	Conf	Conf Tourn	NCAA/CBI	ALL POST
Nevada	4 yrs	214-81	95-48	10-6	10-6 / 5-1	25-13
Arkansas	5th yr	110-34	54-18	6-3	2-3 / 5-1	13-7
		104-47	41-30	4-3	8-3 / --	12-6

### PROFESSIONAL 14 Seasons 503-291 (50-39 Postseason \*)

CBA	7 years	270-122	(39-34 Postseason*)
Rapid City	5 years	191-89	(27-25 Postseason *)
Florida	2 years	79-33	(12-9 Postseason *)
USBL	2 years	53-3	(4-0 Postseason *)
Florida	2 years	53-3	(4-0 Postseason *)
NBA	3 years	108-138	--
Golden State	2 years	75-89	--
Sacramento	1 year	33-49	--
D-League	2 years	72-28	(7-5 Postseason *)
Reno	1 year	34-16	(2-3 Postseason *)
Los Angeles	1 year	28-12	(5-2 Postseason *)
INTERNATIONAL	3 Years	24-14	--
Dominican	1 years	5-1	--
Venezuelan	2 years	19-13	--

\* - Note, professional basketball does not include playoff results in W-L record

\* - Musselman's pro record including playoffs is 553-330

### MUSSELMAN STOPS BY YEAR

1988-89	General Mgr	Rapid City Thrillers	CBA
1989-90	Head Coach	Rapid City Thrillers	CBA
1990-91	Asst. Coach	Minnesota Timberwolves	NBA
1991-92	Head Coach	Rapid City Thrillers	CBA
1992-93	Head Coach	Rapid City Thrillers	CBA
1993-94	Head Coach	Rapid City Thrillers	CBA
1994-95	Head Coach	Rapid City Thrillers	CBA
Spring '95	Head Coach	Florida Sharks	USBL
1995-96	Head Coach	Florida Beachdogs	CBA
Spring '96	Head Coach	Florida Sharks	USBL
1996-97	Head Coach	Florida Beachdogs	CBA
1998-99	Asst. Coach	Orlando Magic	NBA
1999-00	Asst. Coach	Orlando Magic	NBA
2000-01	Asst. Coach	Atlanta Hawks	NBA
2001-02	Asst. Coach	Atlanta Hawks	NBA
2002-03	Head Coach	Golden State Warriors	NBA
2003-04	Head Coach	Golden State Warriors	NBA
2004-05	Asst. Coach	Memphis Grizzlies	NBA
2005-06	Asst. Coach	Memphis Grizzlies	NBA
2006-07	Head Coach	Sacramento Kings	NBA
2007-10	- DID NOT COACH FOR 3 SEASONS -		
2010-11	Head Coach	Reno Bighorns	NBADL
2011-12	Head Coach	Los Angeles Defenders	NBADL
2012-13	Asst. Coach	Arizona State Sun Devils	NCAA
2013-14	Assoc. HC	Arizona State Sun Devils	NCAA
2014-15	Assoc. HC	LSU Tigers	NCAA
2015-16	Head Coach	Nevada Wolf Pack	NCAA
2016-17	Head Coach	Nevada Wolf Pack	NCAA
2017-18	Head Coach	Nevada Wolf Pack	NCAA
2018-19	Head Coach	Nevada Wolf Pack	NCAA
2019-20	Head Coach	Arkansas Razorbacks	NCAA
2020-21	Head Coach	Arkansas Razorbacks	NCAA
2021-22	Head Coach	Arkansas Razorbacks	NCAA
2022-23	Head Coach	Arkansas Razorbacks	NCAA
2023-24	Head Coach	Arkansas Razorbacks	NCAA



## MUSSELMAN AT A GLANCE

- Was named Arkansas' 13th head men's basketball coach on April 7, 2019. He has 31 years of coaching experience including eight years as a collegiate head coach and 14 as a professional head coach.
- **In his first eight years as a collegiate head coach, has won at least 20 games each season (24, 28, 29, 29, 20, 25, 28 and 22), advanced to all seven postseasons played (including six straight NCAA tournaments) and reached four NCAA Sweet 16's**, including a Elite 8 appearances with the Hogs in both 2021 and '22.
- At Arkansas, produced four "one-and-dones," three first-round draft picks - including two lottery picks, and six NBA draft picks. Overall, had at least one player drafted in five years straight: **Cody Martin** (2nd Rd, pick 36); **Isaiah Joe** (2nd Rd, pick 49); **Moses Moody** (1st Rd, pick 14); **Jaylin Williams** (2nd Rd, pick 34); **Anthony Black** (1st Rd, pick 6); **Nick Smith Jr.** (1st Rd, pick 27) and **Jordan Walsh** (2nd Rd, pick 38). Also, free agents **Caleb Martin**, **Mason Jones** and **Stanley Umude** have made NBA rosters.
- Defeated AP #1 Auburn on Gonzaga in 2022 and #1 NCAA seed Kansas in 2023.
- Prior to entering the collegiate head coaching ranks, was a head coach for seven professional teams, including two seasons with the Golden State Warriors (2002-04) and one with the Sacramento Kings (2006-07). He won over 550 games as a professional head coach with a combined pro winning percentage of .626 (553-330).
- Played collegiately at the University of San Diego and helped the Toreros to NCAA Tournament berths in 1984 and 1987. He was recipient of the program's Bugelli Leadership Award as a senior.
- Is married to Danyelle Sargent Musselman, who has worked at ESPN, Fox Sports and the NFL Network as a broadcaster. Has two sons, Michael and Matthew, and he and Danyelle have a daughter, Mariah.
- Musselman's father Bill was also an NBA head coach and they were the first father-son combination to become head coaches in the NBA.

## MUSSELMAN DID YOU KNOWS

- Named General Manager of CBA's Rapid City Thrillers at age of 22. The next year, became head coach of the Thrillers at he age of 23, the youngest coach in CBA history.
- From 1990-1997, had 26 players called up to the NBA, the highest number in the league during that span.
- Is the only person in CBA history to coach in five league All-Star Games (1990, 1992, 1993, 1994, 1997)
- The first coach in professional basketball history to win 100 games by the age of 28.
- At the age of 37, named head coach of the Golden State Warriors and was the youngest head coach ever hired by an NBA team at the time.
- He and his father, Bill, were first father-son combination to both become head coaches in NBA history.
- In 2003, was runner-up to Gregg Popovich for NBA Coach of the Year Award voting (231 points, including 26 first-place votes).
- Is the CBA's third all-time winningest coach (270-122 in seven seasons) and the most successful coach (54-3 in two seasons) in the history of the United States Basketball League.
- Led CBA in scoring (116.7 ppg) in 192-93 and was 2nd in NBA in scoring (102.4 ppg) in 2002-03.
- Only needed 130 games to win his 100th game as a collegiate head coach. He was the 27th-fastest coach in NCAA history to reach 100 wins but was the ninth-fastest since 1970.
- In his first season at Arkansas (2020), the Razorbacks led the NCAA in 3-point field goal percentage defense while Arkansas led the NCAA in both free throws made and attempted in 2022.

## MUSSELMAN VS. ALL OPPONENTS

Opponent	Overall	at Nevada	at Arkansas	Last Meeting
<b>Abilene Christian</b>	<b>2-0</b>	<b>0-0</b>	<b>2-0</b>	<b>12/20/20</b>
Air Force	7-0	7-0	0-0	03/05/19
Akron	1-0	1-0	0-0	12/22/18
<b>Alabama</b>	<b>2-4</b>	<b>0-0</b>	<b>2-4</b>	<b>02/25/23</b>
<b>Alcorn State</b>	<b>1-0</b>	<b>0-0</b>	<b>1-0</b>	<b>11/06/23</b>
Arizona State	1-0	1-0	0-0	12/07/18
<b>Auburn</b>	<b>4-3</b>	<b>0-0</b>	<b>4-3</b>	<b>01/06/24</b>
Austin Peay	1-0	0-0	1-0	11/12/19
Baylor	0-2	0-0	0-2	01/28/23
Boise State	7-2	7-2	0-0	02/02/19
Bradley	2-0	1-0	1-0	12/17/22
Buffalo	1-0	1-0	0-0	11/25/16
BYU	1-0	1-0	0-0	11/06/18
Cal State Fullerton	0-1	0-1	0-0	11/28/15
California Baptist	1-0	1-0	0-0	11/19/18
Central Arkansas	2-0	0-0	2-0	12/01/21
Charlotte	1-0	0-0	1-0	12/11/21
Cincinnati	2-0	1-0	1-0	11/23/21
Coastal Carolina	1-0	1-0	0-0	11/13/15
Colgate	1-0	0-0	1-0	03/19/21
Colorado State	7-1	7-1	0-0	02/02/19
Connecticut	0-1	0-0	0-1	03/23/23
Creighton	0-1	0-0	0-1	11/22/22
Davidson	1-0	1-0	0-0	11/21/17
Drake	1-0	1-0	0-0	12/12/15
<b>Duke</b>	<b>1-1</b>	<b>0-0</b>	<b>1-1</b>	<b>11/29/23</b>
Eastern Washington	1-0	1-0	0-0	03/21/16
Elon	1-0	0-0	1-0	12/21/21
<b>Florida</b>	<b>3-2</b>	<b>0-1</b>	<b>3-1</b>	<b>02/18/23</b>
Fordham	1-0	0-0	1-0	11/11/22
Fresno Pacific	1-0	1-0	0-0	12/09/15
Fresno State	6-3	6-3	0-0	02/23/19
<b>Furman</b>	<b>1-0</b>	<b>0-0</b>	<b>1-0</b>	<b>12/04/23</b>
<b>Gardner-Webb</b>	<b>2-0</b>	<b>0-0</b>	<b>2-0</b>	<b>11/10/23</b>
<b>Georgia</b>	<b>3-1</b>	<b>0-0</b>	<b>3-1</b>	<b>02/21/23</b>
Georgia Tech	1-0	0-0	1-0	11/25/19
Grand Canyon	1-0	1-0	0-0	12/09/18
Gonzaga	1-0	0-0	1-0	03/24/22
Hawai'i	1-1	1-1	0-0	11/24/17
Hofstra	0-1	0-0	0-1	12/18/21
Holy Names	1-0	1-0	0-0	11/30/15
Idaho	1-0	1-0	0-0	11/10/17
Illinois	1-0	0-0	1-0	03/16/23
Illinois State	1-0	1-0	0-0	11/29/17
Indiana	1-0	0-0	1-0	12/29/19
Iona	1-1	1-1	0-0	11/26/16
Iowa State	0-1	0-1	0-0	03/16/17
Kansas	1-0	0-0	1-0	3/218/23
Kansas State	1-0	0-0	1-0	11/02/21
<b>Kentucky</b>	<b>3-2</b>	<b>0-0</b>	<b>3-2</b>	<b>03/04/23</b>
<b>Lipscomb</b>	<b>2-0</b>	<b>0-0</b>	<b>2-0</b>	<b>12/16/23</b>
Little Rock	1-0	0-0	1-0	12/04/21
Lipscomb	1-0	0-0	1-0	12/05/20
Little Rock	1-0	1-0	0-0	11/16/18
<b>LSU</b>	<b>6-4</b>	<b>0-0</b>	<b>6-4</b>	<b>01/24/23</b>
Louisville	1-0	0-0	1-0	11/21/22
Loyola-Chicago	1-1	1-1	0-0	11/28/18
Loyola Marymount	1-0	1-0	0-0	11/14/16
Massachusetts	1-0	1-0	0-0	11/23/18
Mercer	1-0	0-0	2-0	11/09/21
<b>Memphis</b>	<b>0-1</b>	<b>0-0</b>	<b>0-1</b>	<b>11/23/23</b>
<b>Ole Miss</b>	<b>4-0</b>	<b>0-0</b>	<b>4-0</b>	<b>01/21/23</b>
<b>Mississippi State</b>	<b>2-4</b>	<b>0-0</b>	<b>2-4</b>	<b>02/11/23</b>
Mississippi Valley	1-0	0-0	1-0	11/25/20
<b>Missouri</b>	<b>6-3</b>	<b>0-0</b>	<b>6-3</b>	<b>01/04/23</b>
Montana	2-0	1-0	1-0	11/16/19
Montana State	1-0	1-0	0-0	11/15/15
Morehead State	2-1	2-1	0-0	04/01/16
New Mexico	5-3	5-3	0-0	02/09/19
New Mexico State	1-0	0-0	1-0	03/19/22
<b>North Carolina</b>	<b>0-1</b>	<b>0-0</b>	<b>0-1</b>	<b>11/24/23</b>

## MUSSELMAN VS. ALL OPPONENTS

Opponent	Overall	at Nevada	at Arkansas	Last Meeting
North Dakota State	1-0	0-0	1-0	11/07/22
North Texas	2-0	0-0	2-0	11/29/20
Northern Iowa	1-0	0-0	1-0	11/17/21
Northern Kentucky	1-0	0-0	1-0	11/30/19
Oakland	1-0	1-0	0-0	11/23/16
<b>Oklahoma</b>	<b>1-2</b>	<b>0-0</b>	<b>1-1</b>	<b>12/09/22</b>
Oklahoma State	0-1	0-0	0-1	01/30/21
<b>Old Dominion</b>	<b>1-0</b>	<b>0-0</b>	<b>1-0</b>	<b>11/13/23</b>
Oral Roberts	2-0	0-0	2-0	03/27/21
Oregon State	1-1	1-1	0-0	11/18/16
Pacific	4-0	4-0	0-0	11/09/18
Penn	1-0	0-0	1-0	11/28/21
Portland State	1-0	1-0	0-0	11/25/15
Radford	1-0	1-0	0-0	12/17/17
Rhode Island	1-0	1-0	0-0	11/13/17
Rice	1-0	0-0	1-0	11/05/19
Saint Mary's	0-1	0-1	0-0	11/11/16
San Diego State	4-7	3-7	1-0	11/23/22
San Francisco	0-1	0-1	0-0	12/23/17
San Jose State	6-0	6-0	1-0	12/03/22
Santa Clara	2-0	2-0	0-0	11/15/17
<b>South Carolina</b>	<b>3-1</b>	<b>0-0</b>	<b>3-1</b>	<b>02/04/23</b>
South Dakota	1-0	0-0	1-0	11/22/19
South Dakota State	2-0	1-0	1-0	11/16/22
Southern	1-0	0-0	1-0	12/09/20
Southern Cal	1-0	1-0	0-0	12/01/18
Southern Illinois	1-0	1-0	0-0	12/22/17
<b>Stanford</b>	<b>1-0</b>	<b>0-0</b>	<b>1-0</b>	<b>11/22/23</b>
<b>Tennessee</b>	<b>2-4</b>	<b>0-0</b>	<b>2-4</b>	<b>02/28/23</b>
Texas	1-0	1-0	0-0	03/16/18
<b>Texas A&amp;M</b>	<b>4-5</b>	<b>0-0</b>	<b>4-5</b>	<b>03/10/23</b>
Texas Tech	1-0	0-0	1-0	03/21/21
TCU	1-1	0-1	1-0	01/25/20
Texas Southern	1-0	0-0	1-0	11/19/19
Texas Tech	0-1	0-1	0-0	12/05/17
Towson	1-0	1-0	0-0	12/21/16
Troy	1-0	0-0	1-0	11/28/22
Tulsa	2-0	1-0	1-0	12/14/19
UC Davis	1-0	1-0	0-0	12/19/17
UC Irvine	2-0	2-0	0-0	12/02/17
UC Santa Barbara	1-0	1-0	0-0	12/22/16
UNC Asheville	1-0	0-0	1-0	12/21/22
<b>UNC Greensboro</b>	<b>1-1</b>	<b>0-0</b>	<b>1-1</b>	<b>11/17/23</b>
<b>UNC Wilmington</b>	<b>1-0</b>	<b>0-0</b>	<b>1-0</b>	<b>12/30/23</b>
UNLV	7-2	7-2	0-0	02/27/19
UT Arlington	1-0	0-0	1-0	12/02/20
Utah	1-0	1-0	0-0	12/29/18
Utah State	7-2	7-2	0-0	03/02/19
Valparaiso	1-0	0-0	1-0	12/21/19
<b>Vanderbilt</b>	<b>3-2</b>	<b>0-0</b>	<b>3-2</b>	<b>01/04/22</b>
Vermont	2-0	1-0	1-0	03/17/16
Washington	1-0	1-0	0-0	12/11/16
West Virginia	1-0	0-0	1-0	01/29/22
Western Kentucky	0-1	0-0	0-1	12/07/19
Wichita State	0-1	0-1	0-0	12/22/15
Wyoming	5-1	5-1	0-0	02/16/19
<b>Totals</b>	<b>214-81</b>	<b>110-34</b>	<b>104-47</b>	

## MUSSELMAN VS. CONFERENCES

American Athletic	4-1	CAA	3-1	Ohio Valley	3-1
American East	2-0	C-USA	4-1	Pac-12	6-1
ACC	4-2	Horizon League	2-0	Patriot League	1-0
Atlantic Sun	3-0	Ind./Non D-1	2-0	SEC	44-35
Atlantic 10	4-0	Ivy League	1-0	SoCon	3-1
Big East	0-2	MAAC	1-1	Southland	2-0
Big Sky	6-0	Mid-American	1-0	SWAC	4-0
Big South	5-0	MEAC	0-0	Summit League	6-0
Big Ten	2-0	Missouri Valley	8-2	Sun Belt	6-0
Big 12	7-8	Mountain West	62-21	WCC	9-2
Big West	5-2	Northeast	0-0	WAC	4-0

## MUSSELMAN RECORD BREAKDOWN

<b>OVERALL:</b>	<b>214-81</b>
<b>- AT ARKANSAS.....</b>	<b>104-47</b>
Home:.....	124-16
Away:.....	50-43
Neutral:.....	39-22
<b>CONFERENCE GAMES:</b>	<b>95-49</b>
<b>- AT ARKANSAS.....</b>	<b>41-31</b>
Home:.....	59-15
Away:.....	36-34
<b>VS RANKED TEAMS: 14-24</b>	<b>AS RANKED TEAM: .....82-28</b>
<b>- AT ARKANSAS..... 12-21</b>	<b>- AT ARKANSAS .....44-15</b>
Home:.....	6-6 / 6-6 at Ark
Away:.....	2-9 / 2-8 at Ark
Neutral:.....	6-9 / 4-7 at Ark

### RECORD BY MONTH:

November:.....	50-8
December:.....	45-13
January:.....	42-23
February:.....	43-17
March:.....	32-20
April:.....	1-0

<b>WHEN LEADING AT HALFTIME:</b>	<b>165-14</b>
at Arkansas .....	81-10

<b>WHEN TRAILING AT HALFTIME:</b>	<b>46-65</b>
at Arkansas .....	21-36

<b>WHEN TIED AT HALFTIME:</b>	<b>4-1</b>
at Arkansas .....	2-1

<b>OUT-REBOUNDING OPP:</b>	<b>135-20</b>
at Arkansas .....	65-10

<b>BEING OUT-REBOUNDED:</b>	<b>68-56</b>
at Arkansas .....	35-34

<b>REBOUNDS ARE EVEN:</b>	<b>11-4</b>
at Arkansas .....	4-3

<b>WHEN SCORING FIRST:</b>	<b>127-36</b>
at Arkansas .....	61-20

<b>WHEN OPPONENT SCORES FIRST:</b>	<b>87-45</b>
at Arkansas .....	43-27

<b>ONE-POSSESSION GAMES:</b>	<b>28-18</b>
at Arkansas .....	13-10

<b>OVERTIME GAMES:</b>	<b>11-6</b>
at Arkansas .....	5-3

<b>GAMES DECIDED BY 1-5 PTS:</b>	<b>46-31</b>
at Arkansas .....	22-17

<b>GAMES DECIDED BY 6-10 PTS:</b>	<b>40-23</b>
at Arkansas .....	25-15

<b>GAMES DECIDED BY 11-19 PTS:</b>	<b>66-18</b>
at Arkansas .....	33-10

<b>GAMES DECIDED BY 20-PLUS PTS:</b>	<b>52-9</b>
at Arkansas .....	24-5

<b>SHOOTING 50 PERCENT OR BETTER:</b>	<b>73-3</b>
at Arkansas .....	35-2

<b>SHOOTING PCT. BETTER THAN OPP:</b>	<b>177-14</b>
at Arkansas .....	88-9

<b>SHOOTING PCT. WORSE THAN OPP:</b>	<b>35-66</b>
at Arkansas .....	15-38

<b>SHOOTING PCT. SAME AS OPP:</b>	<b>1-1</b>
at Arkansas .....	0-0

<b>OUT-SCORING OPP BENCH:</b>	<b>107-16</b>
at Arkansas .....	54-15

<b>OUT-SCORED BY OPP BENCH:</b>	<b>99-54</b>
at Arkansas .....	46-30

<b>BENCH SCORING EVEN:</b>	<b>8-1</b>
at Arkansas .....	4-1

## MOST POINTS BY A MUSSELMAN TEAM

NOTE: MISSING SOME RESULTS FROM RAPID CITY (CBA) AND FLORIDA (USBL)

142	Arkansas	Mississippi Valley State	11/25/20	W, 142-62
138	LA D-Fenders	Erie BayHawks	02/06/12	W, 138-107
135	LA D-Fenders	Stockton Kings	11/28/11	W, 135-103
135	Sacramento	Charlotte Bobcats	02/28/07	W, 135-120
135	Golden State	Orlando Magic	11/16/02	W, 135-92
133	Golden State	at Milwaukee Bucks	03/08/03	L, 133-138 (OT)
132	LA D-Fenders	Rio Grande Valley Vipers	12/05/11	W, 132-126
128	Sacramento	Los Angeles Lakers	12/29/06	L, 128-132 (OT)
128	Golden State	Utah Jazz	04/08/03	W, 128-102
127	LA D-Fenders	Canton Charge	01/30/12	W, 127-87
127	Reno	Idaho Stampede	12/01/10	W, 127-117
126	Reno	Rio Grande Valley Vipers	004/20/11	L, 126-134

## PLAYER GAME HIGHS:

### MOST POINTS:

at Nevada:	45	Jordan Caroline at New Mexico 01/07/17
	40	Jordan Caroline at Colorado St 02/06/19
	37	D.J. Fenner vs UNLV 02/08/17
	34	Marqueze Coleman at Hawai'i 11/16/15
	33	Caleb Martin at Utah 12/29/18
	32	Marcus Marshall at Wyoming 01/14/17
	32	Marcus Marshall at Washington 12/11/16
	32	Tyron Criswell vs Eastern Washington 03/21/16
	30	4x

at Arkansas:	41	Mason Jones vs Tulsa 12/14/19
	40	Mason Jones vs Auburn 02/04/20
	38	Mason Jones vs Miss State 02/15/20
	37	Mason Jones vs Tennessee 02/26/20
	36	Mason Jones vs LSU 03/04/20
	34	<b>Tramon Mark vs North Carolina 11/24/23</b>
	34	Mason Jones vs South Carolina 01/29/20
	34	Isaiah Joe at Ole Miss 01/11/20
	33	Isaiah Joe vs Texas Southern 11/19/19
	32	<b>Keyon Menifield Jr. vs UNCW 12/30/23</b>
	32	Mason Jones vs Rice 11/05/19
	31	Stanley Umude at Georgia 02/02/22
	31	JD Notae at Texas A&M 01/08/22
	30	5x - Last: JD Notae vs Kentucky 02/26/22

Season Opener: 32 Mason Jones vs Rice 11/05/19  
SEC Opener 17 Isaiah Joe & Mason Jones vs TX A&M 01/04/20

SEC Game: 40 Mason Jones vs Auburn 02/04/20

SEC Tourney: 28 Moses Moody vs LSU 03/13/20

NCAA Tourney: 27, Justin Smith vs Colgate 03/19/21

Bud Walton: 41 Mason Jones vs Tulsa 12/14/19

Road Game: 34 Isaiah Joe at Ole Miss 01/11/20

**Neutral Site: 34, Tramon Mark vs North Carolina 11/24/23**

Ranked Opp: 40 Mason Jones vs Auburn 02/04/20

Frosh: 28 (4x) Moses Moody (Bama, USC, TX A&M, LSU)

Soph: 34 Isaiah Joe at Ole Miss 01/11/20

Junior: 41 Mason Jones vs Tulsa 12/14/19

Senior+: 31 (2x) Notae at TX A&M and Umude at Georgia

### MOST FIELD GOALS MADE:

at Nevada:	17	Jordan Caroline at New Mexico 01/07/17
	13	Cody Martin vs Utah State 02/17/18
	12	Jordan Caroline at UNLV 02/25/17
	12	Cameron Oliver vs Eastern Washington 03/21/16
	12	D.J. Fenner v UNLV 02/08/17

at Arkansas:	14	Jimmy Whitt Jr. vs Vanderbilt 01/15/20
	13	<b>Tramon Mark vs North Carolina 11/24/23</b>
	12	Jalen Graham vs Florida 02/18/23
	12	Ricky Council IV vs Troy 11/28/22
	12	Stanley Umude at Georgia 02/02/22
	12	Mason Jones vs Auburn 02/04/20
	12	Mason Jones vs Tulsa 12/14/19
	12	Mason Jones vs Rice 11/05/19

### MOST 3-POINTERS MADE:

at Nevada:	8	Marcus Marshall at UNLV 02/25/17
	7	6x
at Arkansas:	8	Mason Jones at Texas A&M 03/07/20
	7	Isaiah Joe at Ole Miss 01/11/20
	6	5x - LAST: Stanley Umude at Missouri 02/15/22

### MOST FREE THROWS MADE:

at Nevada:	15	Marcus Marshall vs Boise State 02/22/17
	15	Marqueze Coleman vs UNLV 01/23/16
	15	Marqueze Coleman at Hawai'i 11/16/15
	14	Jordan Caroline vs Rhode Island 11/13/17
	14	Marcus Marshall at Wyoming 01/14/17

at Arkansas:	18	Mason Jones vs Miss State 02/15/20
	16	Moses Moody vs Alabama 02/24/21
	15	Mason Jones vs South Carolina 01/29/20
	13	<b>Keyon Menifield Jr. vs UNCW 12/30/23</b>
	13	Anthony Black at Auburn 01/07/23
	13	JD Notae vs Kentucky 02/26/22

### MOST REBOUNDS:

at Nevada:	24	Cameron Oliver vs Fresno State 02/1/16
	21	Cameron Oliver at UNLV 02/20/16
	17	Cameron Oliver vs Colorado State 03/04/17
	16	6x

at Arkansas:	17	<b>Trevon Brazile vs Stanford (11/22/23)</b>
	17	Justin Smith vs Oral Roberts 12/20/20
	16	Jaylin Williams vs Tennessee 02/19/22
	16	Connor Vanover vs North Texas 11/28/20
	15	Jaylin Williams vs New Mexico St 03/19/22
	15	Jaylin Williams vs West Virginia 01/29/22
	15	Jimmy Whitt Jr. vs LSU 03/04/20

Season Opener: 12 Trevon Brazile vs North Dakota State 11/07/22

SEC Opener 6 Mason Jones vs Texas A&M 01/04/20

SEC Game: 16 Jaylin Williams vs Tennessee 02/19/22

SEC Tourney: 11 Jaylin Williams vs LSU 03/11/22

NCAA Tourney: 15 Jaylin Williams vs New Mexico St 03/19/22

Bud Walton: 17 Justin Smith vs Oral Roberts 12/20/20

Road Game: 13 Jaylin Williams at LSU 01/15/22

**Neutral Site: 17 Trevon Brazile vs Stanford 11/22/23**

Ranked Opp: 16 Jaylin Williams vs #16 Tennessee 02/19/22

Frosh: 10 (6x) last Jordan Walsh at South Carolina 02/04/23

**Soph: 17 Trevon Brazile vs Stanford 11/22/23**

Junior: 12 Mason Jones vs South Carolina 01/29/20

Senior+: 17 Justin Smith vs Oral Roberts 12/20/20

### MOST OFFENSIVE REBOUNDS:

at Nevada:	11	AJ West at Pacific 11/21/15
	8	Cameron Oliver vs Fresno State 02/1/16
at Arkansas:	11	Justin Smith vs Oral Roberts 03/27/21
	10	Justin Smith vs Oral Roberts 12/12/20
	8	<b>Trevon Brazile vs Stanford 11/22/23</b>
	7	<b>Trevon Brazile vs Memphis 11/23/23</b>
	6	Au'Diese Toney vs Cincinnati 11/23/21
	6	Justin Smith vs UT Arlington 12/02/20
	6	Reggie Chaney at Missouri 02/08/20

### MOST DEFENSIVE REBOUNDS:

at Nevada:	16	Cameron Oliver vs Fresno State 02/1/16
	14	Cameron Oliver vs Colorado State 03/04/17
	14	Cameron Oliver at Wyoming 01/14/17
	13	Cameron Oliver vs Colorado State 03/11/17
	13	Cameron Oliver at Air Force 02/15/17
at Arkansas:	15	Jaylin Williams vs Tennessee 02/19/22
	15	Jaylin Williams vs West Virginia 01/29/22
	14	Makhi Mitchell vs UNCG 12/06/22
	14	Connor Vanover vs North Texas 11/28/20
	14	Jimmy Whitt Jr. vs LSU 03/04/20
	13	Jaylin Williams vs New Mexico St 03/19/22
	13	Jaylin Williams at LSU 01/15/22

### MOST ASSISTS:

at Nevada:	11	Cody Martin vs BYU 11/06/18
	11	Cody Martin vs Colorado State 02/25/18
	11	Marqueze Coleman vs Holy Names 11/30/15
	10	Cody Martin vs Little Rock 11/16/18
	10	Cody Martin vs Pacific 11/09/18
	10	Marcus Marshall vs Colorado State 03/04/17

at Arkansas:	11	Jalen Tate vs UCA 12/12/12
	10	Jalen Tate vs Georgia 01/09/21
	9	Mason Jones at Ole Miss 01/11/20
	8	<b>EIGHT TIMES</b>

**LAST Davonte Davis vs Furman 12/04/23**

Season Opener: 7 Isaiah Joe vs Rice 11/05/19

SEC Opener 5 Jalen Harris vs Texas A&M 01/04/20

SEC Game: 10 Jalen Tate vs Georgia 01/09/21

SEC Tourney: 6 (2x) LAST Anthony Black vs Auburn 03/09/23

NCAA Tourney: 6 (2x) LAST JD Notae vs Gonzaga 03/24/22

Bud Walton: 11 Jalen Tate vs Central Arkansas 12/12/12

Road Game: 9 Mason Jones at Ole Miss 01/11/20

Neutral Site: 6 Jalen Tate vs Oral Roberts 03/27/21

**Ranked Opp: 6 (3x) last El Ellis 11/29/23**

Frosh: 8 (3x) Anthony Black vs Ole Miss, at TX A&M and vs UGA

Soph: 8 Davonte Davis vs Charlotte 12/07/21

Junior: 9 Mason Jones at Ole Miss 01/11/20

Senior+: 11 Jalen Tate vs Central Arkansas 12/12/12

### MOST STEALS:

at Nevada:	5	Caleb Martin vs California Baptist 11/19/18
	5	Jordan Caroline at San Diego St 02/12/17
	5	Marqueze Coleman at New Mexico 12/30/15
	4	17x

at Arkansas:	8	JD Notae vs New Mexico St 03/19/22
	7	JD Notae vs Mercer 11/09/21
	7	JD Notae vs Vanderbilt 01/04/22
	6	Jaylin Williams vs Texas A&M 01/22/22
	5	10x: last Anthony Black at Kentucky 02/07/23

Season Opener: 7 JD Notae vs Mercer 11/09/21

SEC Opener 3 Mason Jones vs Texas A&M 01/04/20

SEC Game: 7 JD Notae vs Vanderbilt 01/04/21

SEC Tourney: 4 JD Notae vs LSU 03/11/22 & Davis vs LSU 03/13/20

NCAA Tourney: 8 JD Notae vs New Mexico St 03/01/22

Bud Walton: 7 JD Notae vs Mercer 11/09/21

Road Game: 5 (2x) last JD Notae at South Carolina

Neutral Site: 8 JD Notae vs New Mexico St 03/01/22

Ranked Opp: 4 Desi Sills vs Auburn 02/04/20

Frosh: 5 (2x) Anthony Black vs Ole Miss 01/21/23 / at UK 02/07/23

Soph: 6 Jaylin Williams vs Texas A&M 01/22/22

Junior: 5 (5x) Last Davonte Davis vs Bradley 12/17/22

Senior+: 8 JD Notae vs New Mexico St 03/01/22

### MOST BLOCKED SHOTS:

at Nevada:	6	Cameron Oliver vs Morehead State 04/01/16
	5	7x

at Arkansas:	7	Makhel Mitchell vs Texas A&M 01/31/23
	6	<b>Chandler Lawson vs Duke (11/29/23)</b>
	6	Connor Vanover vs North Texas 11/28/200
	5	<b>SEVEN TIMES</b>

**Last: Chandler Lawson vs Stanford 11/22/23**

Season Opener: 3 Connor Vanover vs Miss Valley 11/25/20

SEC Opener: 3 Jaylin Williams at Mississippi State 12/29/21

SEC Game: 7 Makhel Mitchell vs Texas A&M 01/31/23

SEC Tourney: 4 (3x) last Makhi Mitchell & A. Black vs TX A&M 03/10/23

NCAA Tourney: 3 Moses Moody vs Oral Roberts 03/27/21

Bud Walton: 6 Connor Vanover vs North Texas 11/28/20

Road Game: 5 (2x) last Makhel Mitchell at Kentucky 02/07/23

**Neutral Site: 5 (2x) last Chandler Lawson vs Stanford 11/22/23**

**Ranked Opp: 6 Chandler Lawson vs Duke (11/29/23)**

Frosh: 4 Jaylin Williams vs LSU 02/27/21

Soph: 6 Connor Vanover vs North Texas 11/28/20

Junior: 3 (2x) last Ethan Henderson vs LSU 03/13/21

Senior+: 7 Makhel Mitchell vs Texas A&M 01/31/23

MOST POINTS:			
at Nevada:	119	vs Fresno State 12/09/15	W, 119-70
	110	vs UMass 11/23/18	W, 110-87
	108	vs Holy Names 11/30/15	W, 108-57
	105	at New Mexico 01/07/17	W, 105-104 (OT)
	104	vs UNLV 02/08/17	W, 104-77
	103	at Wyoming 01/24/18	L, 103-104 (2OT)
	102	vs Fresno State 01/31/18	W, 102-92
	101	at UNLV 02/28/18	W, 101-75
	100	vs Colorado State 01/23/19	W, 100-60
	at Arkansas:	142	vs Mississippi Valley 11/25/20
106		vs UNCW 12/30/23	W, 106-90
101		at South Carolina 03/02/21	W, 101-73
100		vs Central Arkansas 12/12/12	W, 100-75
99		vs San Jose State 12/03/22	W, 99-58
99		at Georgia 02/02/22	W, 99-73
99		vs Georgia 01/09/21	W, 99-69
99		vs LSU 03/04/20	W, 99-90
MOST FIELD GOALS MADE:			
at Nevada:	40	vs UMass 11/23/18	
	40	vs Fresno State 12/09/15	
	40	vs Holy Names 11/30/15	
	38	vs San Jose State 0/09/19	
	38	vs UNLV 02/08/17	
at Arkansas	48	vs Mississippi Valley 11/25/20	
	40	at Georgia 02/02/22	
	40	vs Central Arkansas 12/01/21	
	40	vs Central Arkansas 12/12/20	
MOST FIELD GOALS ATTEMPTED:			
at Nevada:	80	at UNLV 02/20/16	
	77	vs Colorado State 02/25/18	
	75	at New Mexico 01/07/17	
	74	3x last vs Wyoming 01/03/18	
at Arkansas	86	vs Mississippi Valley 11/25/20	
	77	vs Oral Roberts 12/20/20	
	76	vs Stanford 11/22/23	
	76	at LSU 01/13/21	
76	vs Central Arkansas 12/12/20		
BEST FIELD GOAL PERCENTAGE:			
at Nevada:	.615 (40-65)	vs UMass 11/23/18	
	.597 (40-67)	vs Fresno State 12/09/15	
	.597 (40-67)	vs Holy Names 11/30/15	
	.593 (32-54)	at Utah State 02/17/18	
	.589 (33-56)	vs Fresno State 01/31/18	
at Arkansas:	.638 (37-58)	vs Georgia 02/21/23	
	.627 (32-51)	at Kentucky 02/07/23	
	.627 (37-59)	vs San Jose State 12/03/22	
	.607 (37-61)	vs Furman 12/04/23	
	.593 (35-59)	vs Oklahoma 12/12/22	
	.576 (34-59)	vs Florida 02/18/23	
	.571 (36-63)	at Vanderbilt 01/23/21	
MOST 3-POINT FIELD GOALS MADE:			
at Nevada:	17	at Pacific 11/18/17	
	15	vs Pacific 11/09/18	
	15	at Air Force 01/06/18	
	15	at Santa Clara 11/15/17	
	15	at New Mexico 01/07/17	
	15	vs San Jose State 12/03/22	
at Arkansas	20	vs Mississippi Valley 11/25/20	
	15	at Georgia 02/02/22	
	15	at South Carolina 03/02/21	
	14	at Texas A&M 03/07/20	
	13	vs Gardner-Webb 11/13/21	
MOST 3-POINT FIELD GOALS ATTEMPTED:			
at Nevada:	39	vs South Dakota State 12/15/18	
	37	at Fresno State 01/12/19	
	37	vs San Jose State 02/21/18	
	34	vs San Jose State 01/09/19	
	34	at Pacific 11/18/17	
	34	vs San Jose State 12/03/22	
at Arkansas	40	vs Mississippi Valley 11/25/20	
	34	vs Lipscomb 12/05/20	
	33	at South Carolina 03/02/21	
	33	vs Southern 12/09/20	
	32	at Texas A&M 03/07/20	
BEST 3-POINT FIELD GOAL PERCENTAGE:			
at Nevada:	.600 (6-10)	vs Morehead State 03/30/16	
	.588 (10-17)	at Fresno State 12/27/17	
	.579 (11-19)	vs Southern Illinois 12/22/17	
	.550 (11/20)	vs Oakland 11/23/16	
at Arkansas	.667 (6-9)	vs TCU 01/25/20	
	.615 (8-13)	vs San Joes State 12/03/22	
	.571 (12-21)	vs Georgia 01/09/21	
	.550 (11-20)	vs Georgia 02/21/23	
MOST FREE THROWS MADE:			
at Nevada:	39	vs Morehead State 04/01/16	
	36	vs Rhode Island 11/13/17	
	35	vs Tulsa 11/22/18	
	31	at Wyoming 01/14/17	
	31	vs San Jose State 12/03/22	
at Arkansas	36	vs LSU 03/04/20	
	33	vs UNCW 12/30/23	
	29	vs Elon 12/21/21	
	28	vs West Virginia 01/29/22	
	28	at Missouri 02/08/20	

at Nevada:	45	vs Morehead State 04/01/16
	44	vs Rhode Island 11/13/17
	43	at Pacific 11/21/15
	42	vs Tulsa 11/22/18
at Arkansas	54	vs LSU 03/04/20
	43	<b>vs UNCW 12/30/23</b>
	43	vs Alabama 02/24/21
	40	vs South Carolina 01/29/20
	39	at Missouri 02/08/20
<b>BEST FREE THROW PERCENTAGE:</b>		
at Nevada:	.929 (13-14)	vs Loyola-Chicago 03/22/18
	.929 (13-14)	at Cal State Fullerton 11/28/15
	.900 (18-20)	at Pacific 11/18/17
at Arkansas	1.000 (11-11)	vs Duke 03/26/22
	.944 (17-18)	vs Oklahoma 12/11/21
	.944 (17-18)	at LSU 01/08/20
	.929 (13-14)	vs Mississippi State 02/02/21
	.923 (12-13)	at South Carolina 03/02/21
	.917 (11-12)	vs South Dakota 11/22/19
<b>MOST REBOUNDS:</b>		
at Nevada:	61	at Pacific 11/21/15
	60	vs Fresno Pacific 12/09/15
	57	vs Fresno State 02/13/16
	53	at UNLV 02/20/16
	50	vs San Jose State 12/28/16
at Arkansas	58	Oral Roberts 12/20/20
	58	vs Mississippi Valley 11/25/20
	54	vs Lipscomb 12/05/20
	52	<b>vs Stanford 11/22/23</b>
<b>MOST OFFENSIVE REBOUNDS:</b>		
at Nevada:	25	at Pacific 11/21/15
	19	vs Fresno Pacific 12/09/15
	19	vs Fresno State 02/13/16
	19	vs Florida 03/21/19
at Arkansas	24	vs Oral Roberts 12/20/20
	21	<b>vs Stanford 11/22/23</b>
	21	at Alabama 02/12/22
	20	at Texas A&M 01/08/22
	20	vs Mississippi Valley 11/25/20
<b>MOST DEFENSIVE REBOUNDS:</b>		
at Nevada:	43	vs Fresno State 02/13/16
	42	vs San Jose State 12/28/16
	41	vs Fresno Pacific 12/09/15
	40	vs Little Rock 11/16/18
at Arkansas	44	vs Lipscomb 12/05/20
	39	<b>vs Gardner-Webb 11/10/23</b>
	39	vs UNCG 12/06/22
	38	vs Mississippi Valley 11/25/20
	36	vs LSU 02/27/21
	36	vs Valparaiso 12/21/19
<b>MOST ASSISTS:</b>		
at Nevada:	29	vs Holy Names 11/30/15
	27	at Santa Clara 11/15/17
	25	vs Illinois State 11/29/17
	25	at New Mexico 01/07/17
	24	vs UC Davis 12/19/17
at Arkansas	26	vs Georgia 02/21/23
	26	vs Central Arkansas 12/12/20
	26	vs Mississippi Valley 11/25/20
	23	at Georgia 02/02/22
	23	vs Gardner-Webb 11/13/21
	22	vs San Jose State 12/03/22
	22	vs Central Arkansas 12/01/21
	22	at Vanderbilt 01/23/21
<b>MOST STEALS:</b>		
at Nevada:	15	vs San Jose State 01/09/19
	15	vs Utah State 01/02/19
	13	at New Mexico 12/30/15
	12	vs New Mexico 01/28/17
at Arkansas	16	vs Bradley 12/17/22
	16	vs Central Arkansas 12/01/21
	15	vs UNC Asheville 12/21/22
	15	at Georgia Tech 11/25/19
	14	vs South Dakota State 11/16/22
	14	vs Texas A&M 01/22/22
	14	vs Auburn 02/04/20
	14	vs Rice 11/05/19
<b>MOST BLOCKED SHOTS:</b>		
at Nevada:	11	at Oregon State 12/05/15
	10	at Wyoming 01/20/16
	10	vs Holy Names 11/30/15
	9	vs UNLV 03/08/18
	9	at New Mexico 01/07/17
at Arkansas	15	<b>vs Gardner-Webb 11/10/23</b>
	13	vs Texas A&M 01/31/23
	11	vs Texas A&M 03/10/23
	11	vs Alabama 02/24/21
	10	<b>vs Furman 12/04/23</b>
	10	<b>vs Duke 11/29/23</b>
	10	vs Elon 12/21/21
	10	vs Texas Southern 11/19/19

	2015-16	2016-17	2017-18	2018-19	2019-20	2020-21	2021-22	2022-23
A-Turnover Ratio	232/9	13/1	2/1	15/1	140/4	103/2	110/4	208/11
Assists/Gm	220/9	32/1	27/2	75/3	226/10	80/4	116/7	192/8
Blocks/Gm	7/1	64/3	74/2	100/2	84/9	17/4	71/8	14/4
FG Pct	251/9	146/5	60/3	68/4	147/6	100/4	218/10	60/2
FG Pct Defense	28/2	120/7	140/4	42/3	169/12	70/5	58/4	94/7
FT Attempts	2/1	13/1	16/2	2/16	1/8	2/5	1/1	17/3
FT Made	1/1	24/2	9/2	2/17	1/3	1/2	1/1	30/4
FT Pct	43/2	159/6	66/2	167/6	102/6	68/4	32/1	247/10
Fouls/Gm	275/8	95/1	95/1	126/3	311/11	131/3	189/6	326/14
Def Reb/Gm	19/1	31/2	92/6	31/2	287/12	33/2	52/3	162/5
Off Reb/Gm	76/2	132/3	255/7	205/6	325/14	44/8	107/11	149/12
Total Rebs/Gm	18/1	41/1	171/6	72/4	322/14	18/2	50/5	146/10
Reb Margin	4/2	72/1	232/81	97/3	342/14	56/3	89/6	110/6
Scoring Defense	177/5	151/6	191/6	55/1	185/9	189/8	145/9	113/6
Scoring Margin	117/5	39/1	27/1	9/1	70/4	24/1	53/5	77/5
Scoring Offense	113/5	37/1	18/2	28/1	56/5	11/2	50/4	119/4
Steals/Gm	98/3	262/8	174/6	172/4	41/1	48/4	72/8	28/3
3 PT FG Att	176/8	37/2	29/2	51/2	115/5	26/3	105/7	340/14
3 PT FG/Game	323/11	33/2	31/3	74/3	143/4	169/5	279/11	342/14
3 PT FG Pct	314/11	42/1	26/2	155/6	175/5	198/7	320/11	315/12
3 PT FG Defense	59/2	18/2	20/1	113/3	1/1	174/9	125/11	40/5
Turnover Margin	184/5	169/7	22/2	22/1	9/1	58/2	40/4	68/4
Turnovers Forced	154/5	306/10	191/6	127/3	29/1	52/7	42/5	56/3
Turnovers/Gm	208/7	26/2	4/1	13/1	47/1	151/3	133/4	212/10
W-L Pct	93/3	17/1	17/1	7/1	89/5	17/2	36/4	108/8
MOST TURNOVERS:								
at Nevada:	21	at Texas Tech 12/05/17						
	21	vs Morehead State 03/30/16						
	20	vs Fresno Pacific 12/09/15						
	20	at San Diego State 03/11/16						
at Arkansas	21	at Missouri 01/18/23						
	21	vs Rice 11/05/19						
	20	vs South Dakota State 11/16/22						
	20	vs Missouri 03/12/21						
	20	at Tennessee 01/06/21						
	20	vs Austin Peay 12/03/19						
MOST FOULS:								
at Nevada:	38	at Wichita State 12/22/15						
	30	at New Mexico 01/07/17						
	30	at New Mexico 12/30/15						
	28	at Utah State 03/02/19						
at Arkansas	33	at Missouri 01/18/23						
	32	at Missouri 02/08/20						
	30	at Vanderbilt 01/14/23						
	28	Missouri 01/02/21						

3 PT PCT	.667 (12-18)	at Tennessee 03/05/22
	.600 (6-10)	vs Mississippi State 02/11/23
	.591 (13-22)	vs Oklahoma 12/11/21
	.556 (10-18)	at Vanderbilt 01/14/23
	.538 (14-26)	at Kentucky 02/09/21
FT MADE	34	at Missouri 02/08/20
	30	at Missouri 01/18/23
	29	at Vanderbilt 01/14/23
	28	vs Missouri 01/02/21
FT ATTEMPTS	44	at Missouri 02/08/20
	40	at Missouri 01/18/23
	39	vs Missouri 01/02/21
	36	at Vanderbilt 01/14/23
	36	vs Alabama 01/11/23
FT PCT	1.000 (13-13)	at Ole Miss 01/26/22
	1.000 (14-14)	vs Florida 02/16/21
	.962 (25-26)	at Ole Miss 01/11/20
	.950 (19-20)	vs Texas A&M 10/12/22
	.947 (18-19)	vs LSU 03/02/22
REBOUNDS	60	vs Auburn 02/08/22
	53	at LSU 01/08/20
	52	at Missouri 02/08/20
	51	vs Missouri 01/02/21
OFF REB	24	vs Texas A&M 01/31/23
	24	vs Auburn 02/08/22
	23	at LSU 01/08/20
	22	vs LSU 03/02/22
DEF REB	41	vs Missouri 01/02/21
	37	at Georgia Tech 11/25/19
	36	vs Auburn 02/08/22
	<b>35</b>	<b>2x - LAST: vs Auburn 01/06/24</b>
ASSISTS	22	vs UConn 03/23/23
	18	at Tennessee 02/28/23
	18	vs Texas A&M 03/12/22
	18	vs Oklahoma 12/11/21
	18	at Kentucky 02/09/21
	18	at Alabama 01/16/21
	17	9x LAST vs Creighton 11/22/22
STEALS	13	at Missouri 01/18/23
	12	vs Auburn 03/09/23
	12	at Mississippi State 12/29/21
	12	at Alabama 01/16/21
	11	2x - LAST at Tennessee 02/28/23
BLOCKS	9	at Texas A&M 01/08/22
	9	vs Auburn 01/20/21
	9	at Tennessee 01/06/21
	7	3x - LAST: at Auburn 01/07/23
TURNOVERS	30	vs Fordham 11/11/22
	27	vs Bradley 12/17/22
	27	vs Rice 11/05/19
	26	vs Mississippi State 02/02/21
FOULS	35	vs LSU 03/04/20
	33	vs South Carolina 01/29/20
	32	vs Alabama 02/24/21
	31	at Kentucky 02/07/23

## ARK TEAM GAME LOWS (w/Muss):

FEWEST PTS	<b>51</b>	<b>vs Auburn 01/06/24</b>
	53	vs New Mexico State 03/19/22
	56	at Texas A&M 02/15/23
	57	at Tennessee 02/28/23
	57	at LSU 12/28/22
FEWEST FG	14	vs New Mexico State 03/19/22
	15	at Tennessee 02/11/20
	<b>18</b>	<b>vs Auburn 01/06/24</b>
	18	at Tennessee 02/28/23
	18	vs UNCG 12/06/22
	18	vs Tennessee 02/19/22
FEWEST FGA	45	vs North Texas 11/12/19
	46	vs Austin Peay 12/03/19
	48	vs Mississippi State 02/11/23
	49	at Tennessee 02/28/23
	49	at Tennessee 02/11/20
	<b>50</b>	<b>5x LAST vs Oklahoma 12/09/23</b>
LOWEST FG%	.275 (14-51)	vs New Mexico State 03/19/22
	.268 (19-71)	vs Missouri 01/02/21
	.305 (18-59)	vs Tennessee 02/19/22
	<b>.303</b> (23-76)	<b>vs Stanford 11/22/23</b>
	.306 (15-49)	at Tennessee 02/11/20
FEWEST 3PT FG	0	vs South Carolina 01/18/22
	1	vs Oral Roberts 03/27/21
	2	vs Florida 02/18/23
	2	vs Alabama 01/11/23
	2	at Auburn 01/07/23
	2	vs San Diego State 11/23/22
	2	vs Fordham 11/11/22
	2	vs Mississippi State 02/02/21
FEWEST 3 FGA	9	at Kentucky 02/07/23
	9	vs Oral Roberts 03/27/21
	9	vs TCU 01/25/20
	10	at Alabama 02/25/23
	10	vs Florida 02/18/23
	10	vs Alabama 01/11/23

LOWEST 3 PT%	.000 (0-11)	vs South Carolina 01/18/22
	.111 (1-9)	vs Oral Roberts 03/27/21
	.125 (2-16)	at Auburn 01/07/23
	.125 (2-16)	vs Fordham 11/11/22
	.118 (2-17)	vs Mississippi State 02/02/21
	.136 (3-22)	vs Kansas State 11/22/21
FEWEST FT	<b>4</b>	<b>vs Lipscomb 12/16/23</b>
	4	at Georgia 02/02/22
	4	at Oklahoma State 01/30/21
	5	at LSU 12/28/22
	6	at Mississippi State 01/22/20
FEWEST FTA	7	at Georgia 02/02/22
	7	at Oklahoma State 01/30/21
	<b>8</b>	<b>vs Lipscomb 12/16/23</b>
	8	at Ole Miss 01/26/22
	8	vs Central Arkansas 12/12/20
LOWEST FT%	.471 (8-17)	vs Southern 12/09/20
	<b>.500</b> (4-8)	<b>vs Lipscomb 12/16/23</b>
	.500 (7-14)	at Texas A&M 02/15/23
	.500 (5-10)	at LSU 12/28/22
	.500 (13-26)	vs Central Arkansas 12/01/21
	.529 (9-17)	vs Ole Miss 01/21/23
FEWEST REBS	23	vs Missouri 02/22/20
	24	vs North Texas 11/12/19
	24	at LSU 01/08/20
	<b>25</b>	<b>vs Oklahoma 12/09/23</b>
	25	vs Duke 03/26/22
	25	at Texas A&M 03/07/20
FEWEST OFF REB	2	vs Missouri 02/22/20
	3	vs New Mexico State 03/19/22
	3	at LSU 01/08/20
	3	at Georgia Tech 11/25/19
	4	3x - LAST: vs Georgia 02/21/23
FEWEST DEF REB	15	vs UConn 03/23/23
	15	at Florida 02/18/20
	17	vs Oklahoma 12/10/22
	17	vs Duke 03/26/22
	18	vs Texas A&M 03/10/23
	18	vs Kentucky 03/04/23
	18	at Tennessee 02/11/20
	18	vs TCU 01/25/20
FEWEST ASSISTS	4	vs Illinois 03/16/23
	4	at Texas A&M 02/15/23
	4	vs Troy 11/28/22
	<b>6</b>	<b>vs North Carolina 11/24/23</b>
	<b>6</b>	<b>vs Stanford 11/22/23</b>
	6	at Alabama 02/25/23
	6	at Tennessee 02/11/20
FEWEST STEALS	0	vs Texas Tech 03/21/21
	<b>2</b>	<b>vs Abilene Christian 12/21/23</b>
	2	vs New Mexico State 03/19/22
	2	at Tennessee 01/06/21
	<b>3</b>	<b>vs Old Dominion 11/13/23</b>
	3	at Vanderbilt 01/14/23
FEWEST BLOCKS	0	at Alabama 02/12/22
	1	vs New Mexico State 03/19/22
	1	vs Texas Tech 03/21/21
	1	vs Georgia 01/09/21
	1	vs Northern Kentucky 11/30/19
	1	vs South Carolina 01/29/20
	1	vs Mississippi State 02/15/20
	1	at Florida 02/18/20
FEWEST TO	<b>4</b>	<b>vs Old Dominion 11/13/23</b>
	5	vs New Mexico State 03/19/22
	5	vs Northern Iowa 11/17/21
	5	vs LSU 03/04/20
	<b>6</b>	<b>5x LAST vs Kentucky 03/04/23</b>
FOULS	6	vs Mercer 11/09/21
	10	vs Southern 12/09/20
	<b>12</b>	<b>vs Old Dominion 11/13/23</b>
	12	vs Florida 02/18/23
	12	vs Oklahoma 12/10/22
	12	vs Mississippi Valley 11/25/20

## OPP GAME LOWS (w/Muss at ARK):

FEWEST PTS	40	vs LSU 01/24/23
	43	vs Missouri 01/12/22
	43	vs Rice 11/05/19
	43	vs North Texas 11/12/19
	44	vs Southern 12/09/20
FEWEST FG	14	vs LSU 01/24/23
	14	vs Missouri 01/12/22
	15	vs Mississippi State 02/02/21
	15	vs Lipscomb 12/05/20
	16	vs Tennessee 02/19/22
	16	vs Rice 11/05/19
FEWEST FGA	44	vs Louisville 11/21/22
	45	vs Bradley 12/17/22
	45	vs Fordham 11/11/22
	45	vs Texas A&M 01/04/20
	46	at Florida 02/18/20
LOWEST FG%	.254 (15-59)	vs Lipscomb 12/05/20
	.259 (14-54)	vs LSU 01/24/23
	.271 (16-59)	vs Tennessee 02/19/22
	.286 (18-63)	vs Southern 12/09/20
	.286 (16-56)	vs Rice 11/05/19

FEWEST 3PT FG	1	vs Texas A&M 03/10/23
	1	vs LSU 01/24/23
	1	vs Ole Miss 01/27/21
	1	vs Southern 12/09/20
	2	9x - LAST: vs UNC Asheville 12/21/22
FEWEST 3 FGA	7	vs Mississippi State 02/15/20
	<b>9</b>	<b>vs Alcorn State 11/06/023</b>
	9	vs LSU 01/24/23
	10	vs Texas A&M 03/10/23
	10	vs Duke 03/26/22
LOWEST 3 PT%	.063 (1-16)	vs Ole Miss 01/27/21
	.077 (1-13)	vs Southern 12/09/20
	.080 (2-25)	vs Rice 11/05/19
	.100 (1-10)	vs Texas A&M 03/10/23
	.111 (1-9)	vs LSU 01/24/23
	.111 (2-18)	vs San Diego State 11/23/22
	.118 (2-17)	vs North Texas 11/12/19
FEWEST FT	3	vs Alabama 02/24/21
	3	vs Mississippi Valley 11/25/20
	<b>4</b>	<b>vs Old Dominion 11/13/23</b>
	5	vs Elon 12/21/21
	6	5x LAST vs Ole Miss 01/21/23
FEWEST FTA	3	vs Alabama 02/24/21
	<b>5</b>	<b>vs Old Dominion 11/13/23</b>
	6	vs Mississippi Valley 11/25/20
	<b>9</b>	<b>vs Lipscomb 12/16/23</b>
	9	vs Elon 12/21/21
	9	vs Oklahoma 12/10/22
LOWEST FT%	.375 (3-8)	vs Alabama 02/24/21
	.462 (6-13)	vs Ole Miss 01/21/23
	.467 (7-15)	vs Central Arkansas 12/01/21
	.471 (8-17)	vs Auburn 02/08/22
	.500 (6-12)	at LSU 12/28/22
	.500 (9-18)	vs UNC Asheville 12/21/22
	.500 (12-24)	vs South Carolina 01/18/22
	.500 (6-12)	vs LSU 02/27/21
	.500 (9-18)	at Indiana 12/29/19
FEWEST REBS	19	vs Auburn 03/09/23
	21	vs Charlotte 12/01/21
	22	vs Mercer 11/09/21
	23	at Missouri 01/18/23
	23	vs Missouri 01/04/23
	25	vs Florida 02/18/23
FEWEST OFF REBS	4	vs Charlotte 12/01/21
	4	vs Mercer 11/09/21
	4	vs Mississippi State 02/15/20
	4	vs Vanderbilt 01/15/20
	5	7x - LAST: vs New Mexico State 03/19/22
FEWEST DEF REBS	13	vs Auburn 03/09/23
	14	vs Missouri 01/04/23
	16	at Missouri 01/18/23
	17	vs Florida 02/18/23
	17	vs Charlotte 12/01/21
	18	3x LAST - vs San Jose State 12/03/22
FEWEST ASSISTS	4	vs Louisville 11/21/22
	5	at Baylor 01/28/23
	5	vs Southern 12/09/20
	6	vs Georgia 02/21/23
	6	vs LSU 01/24/23
	6	vs Florida 02/16/21
	6	at Ole Miss 01/11/20
	6	at Missouri 02/08/20
FEWEST STEALS	0	vs Vanderbilt 01/15/20
	1	vs Vermont 03/19/22
	1	vs Cincinnati 11/23/21
	1	at Kentucky 02/09/21
	1	at LSU 01/08/20
	2	3x: LAST vs Mississippi State 02/05/22
FEWEST BLKS	<b>0</b>	<b>vs North Carolina 11/24/23</b>
	<b>0</b>	<b>vs Stanford 11/22/23</b>
	<b>0</b>	<b>vs Gardner-Webb 11/10/23</b>
	0	vs Fordham 11/11/22
	0	vs Hofstra 12/18/21
	0	vs Georgia 01/09/21
	0	Southern 12/09/20
	0	vs North Texas 11/12/19
	0	vs Austin Peay 12/03/19
	<b>1</b>	<b>19x LAST: vs Abilene Christian 12/21/23</b>
FEWEST TO	5	at Tennessee 01/06/21
	6	vs Vermont 03/19/22
	7	vs Lipscomb 12/05/20
	<b>8</b>	<b>vs UNCW 12/30/23</b>
	<b>8</b>	<b>vs Abilene Christian 12/21/23</b>
	8	at Baylor 01/28/23
	8	at Auburn 01/07/23
	8	vs LSU 02/27/21
FEWEST FOULS	12	at Tennessee 01/06/21
	12	vs Central Arkansas 12/12/20
	<b>13</b>	<b>vs Lipscomb 12/16/23</b>
	14	6x - LAST: at Georgia 02/02/22

# RANKING SEC HOOPS COACHES

GOING INTO THE 2023-24 SEASON



1. ERIC MUSSELMAN	ARKANSAS
2. JOHN CALIPARI	KENTUCKY
3. RICK BARNES	KANSAS
4. NATE OATS	MISSISSIPPI STATE
5. CHRIS BEARD	OLE MISS
6. BRUCE PEARL	LOUISIANA STATE
7. BUZZ WILLIAMS	ALABAMA
8. CHRIS JANS	MISSISSIPPI STATE
9. DENNIS GATES	MISSISSIPPI STATE
10. JERRY STACKHOUSE	KENTUCKY
11. TODD GOLDEN	KENTUCKY
12. MIKE WHITE	LOUISIANA STATE
13. MATT MCMAHON	LOUISIANA STATE
14. LAMONT PARIS	LOUISIANA STATE

COLLEGE BASKETBALL REPORT

## MUSSELMAN MILESTONE COLLEGIATE WINS

### OVERALL

1	11/13/15	vs Coastal Carolina (Honolulu, Hawaii)	73-56
100	01/24/19	Colorado State (Reno, Nev.)	100-60
200	02/07/23	at Kentucky (Lexington, Ky.)	88-73

### AT ARKANSAS

1	11/05/19	Rice (Fayetteville, Ark.)	91-43
50	11/23/21	vs Cincinnati (Kansas City, Mo.)	73-67
100	11/29/23	vs #7 Duke (Fayetteville, Ark.)	80-75

## MUSSELMAN PLAYERS OF NOTE

### CODY MARTIN

NEVADA

- Charlotte Hornets (Free Agent) • 2019-pres.
- 2x All-Mountain West (2018 and 2019)

### CALEB MARTIN

NEVADA

- Hornets (2019 2nd Rd / 36th pick) • Heat 2021-pres.
- 2x First Team All-America (2018 and 2019)

### JORDAN CAROLINE

NEVADA

- 3x First Team All-Mountain West (2018 and 2019)

### CAM OLIVER

NEVADA

- Rockets (2021 Free Agent)
- Led Australian NBL in rebounding in 2020

### JALEN HARRIS

NEVADA

- Toronto Raptors (2nd Rd / 59th pick) • 2020

### ISAIAH JOE

ARKANSAS

- 76ers (2nd Rd • 49th pick) 2020-22; Thunder 2022-pres.

### MASON JONES

ARKANSAS

- Rockets, 76ers & Lakers (2021 Free Agent)
- 2020 All-American & 2020 SEC Player of the Year

### MOSES MOODY

ARKANSAS

- Golden State Warriors (1st Rd • 14th pick) • 2021
- 1st "one-and-done" in Arkansas history
- 2021 All-American & 2021 SEC Freshman of the Year

### JD NOTAE

ARKANSAS

- 2021 6th Man of the Year • Bleacher Report's National & SEC
- 2021 All-American and consensus 1st team All-SEC

### STANLEY UMUDE

ARKANSAS

- Detroit Pistons (2023 free agent)

### JAYLIN WILLIAMS

ARKANSAS

- OKC Thunder (2nd Rd • 34th pick)
- 1st team All-SEC / Defensive All-SEC

### ANTHONY BLACK

ARKANSAS

- Orlando Magic (1st Rd • 6th pick)
- 2nd team All-SEC / SEC All-Freshman Team

### NICK SMITH JR.

ARKANSAS

- Charlotte Hornets (1st Rd • 27th pick)

### JORDAN WALSH

ARKANSAS

- Boston Celtics (2nd Rd • 38th pick)

### RICKY COUNCIL IV

ARKANSAS

- Philadelphia 76ers (free agent)
- 2nd team All-SEC

## IN HIS FIRST EIGHT YEARS AS A COLLEGIATE HEAD COACH

- » Twice led the NCAA in FT Made (2016 & 2022)
- » Led the NCAA in FT Attempts (2022)
- » Led the NCAA in 3-pt FG Pct Defense (2020)
- » Ranked 1st (4x) or 2nd (3x) seven times in the league in FT Made
- » Ranked 1st (5x) or 2nd (2x) seven times in the league in FT Attempts
- » 8x - Ranked among NCAA top 25 in FT Atts AND 7x in FT Made
- » 4x - Led the league in Scoring Margin (2017, '18, '19, '21)
- » 4x - Led the league in Fewest Turnovers (2017, '18, '19, '20)
- » 3x - Led the league in Overall W-L Percentage (2017, '18, '19)
- » 3x - Led the league in Assist-To-TO Ratio (2017, '18, '19)
- » 3x - In NCAA top 20 in 3PTFG% Defense (2017, '18, '20)

### OTHER TEAM HIGHLIGHTS

- » 2nd in the NCAA in Assist-To-TO Ratio (2018)
- » 2nd in the NCAA in Total Rebounds (2016)
- » 2nd in the NCAA in Free Throws Made (2021)
- » 3rd in the NCAA in Total Blocked Shots (2016)
- » 4th in the NCAA in Rebound Margin (2016)
- » 4th in the NCAA in Fewest TO Per Gm (2018)

### PLAYER HIGHLIGHTS

- » 10 Players in the NBA in 8 yrs as college coach
- » 4x - Players led his league in 3-PT FG Made
- » 3x - Player led his league in points scored
- » 4 All-Americans (Caleb Martin 2x, Mason Jones, Moses Moody, JD Notae)
- » 21 All-Conference Honors
- » 7 All-Defensive Team Honors
- » 3 Conference Newcomers of the Year
- » 3 Conference 6th Man Award
- » 2 Conference Players of the Year
- » 2 Conference Freshman of the Year
- » 1 Conference Defensive Player of the Year

## MUSSELMAN RECORD • POINTS SCORED

Scoring Below 50 Points:	0-0
- At Arkansas	0-0
Home:	0-0
Away:	0-0
Neutral:	0-0
Scoring 50-59 Points:	1-14
- At Arkansas	1-6
Home:	0-2
Away:	0-10
Neutral:	1-2
Scoring 60-69 Points:	25-25
- At Arkansas	18-14
Home:	14-6
Away:	6-11
Neutral:	5-8
Scoring 70-79 Points:	75-29
- At Arkansas	37-18
Home:	41-7
Away:	15-14
Neutral:	19-8
Scoring 80-89 Points:	71-8
- At Arkansas	29-6
Home:	43-0
Away:	17-5
Neutral:	11-3
Scoring 90-99 Points:	29-1
- At Arkansas	14-0
Home:	19-0
Away:	9-1
Neutral:	1-0
Scoring 100 or More Points:	12-1
- At Arkansas	4-0
Home:	8-0
Away:	3-1
Neutral:	1-0

## BEST WINNING PERCENTAGE

active NCAA Division I head coaches  
(min 5 yrs • Division I wins - Thru Jan 7)

1	Mark Few, Gonzaga	699-139	.834	25 yrs
2	Brian Dutcher, San Diego St.	164-49	.770	7 yrs
3	Bill Self, Kansas	785-238	.767	31 yrs
4	John Calipari, Kentucky	801-253	.760	32 yrs
5	Chris Jans, Mississippi State	175-60	.745	8 yrs
6	<b>ERIC MUSSELMAN, ARKANSAS</b>	<b>214-81</b>	<b>.725</b>	<b>9 yrs</b>
7	Darian DeVries, Drake	134-51	.724	6 yrs
8	Thad Matta, Butler	463-177	.723	19 yrs
9	Tony Bennett, Virginia	421-162	.722	18 yrs
10	Chris Beard, Ole Miss	250-99	.716	12 yrs



## MUSSELMAN RECORD • POINTS ALLOWED

Opponent Scores Below 50 Points:	12-0
- At Arkansas	10-0
Home:	10-0
Away:	1-0
Neutral:	1-0
Opponent Scores 50-59 Points:	40-1
- At Arkansas	22-0
Home:	28-1
Away:	9-0
Neutral:	3-0
Opponent Scores 60-69 Points:	78-11
- At Arkansas	34-5
Home:	47-0
Away:	13-6
Neutral:	18-5
Opponent Scores 70-79 Points:	62-28
- At Arkansas	30-18
Home:	32-8
Away:	17-15
Neutral:	13-5
Opponent Scores 80-89 Points:	19-28
- At Arkansas	6-18
Home:	8-6
Away:	8-14
Neutral:	3-8
Opponent Scores 90-99 Points:	3-8
- At Arkansas	2-5
Home:	3-2
Away:	0-4
Neutral:	0-2
Opponent Scores 100 or More Points:	1-2
- At Arkansas	0-0
Home:	0-0
Away:	1-2
Neutral:	0-0

# KHALIF BATTLE

6 • 6-5 • 185 • Grad. Sr. (2) || Hillside, N.J. (Trenton Catholic / Temple)

@khalifbattle24  
@khalifmalikbattle

## FULL BIO/STATS

Pronounced: KAY-lif

Including 2023-24, has TWO years of collegiate eligibility ... Graduated from Temple (Summer '23) - Adult & Organizational Development ... Pursuing a second undergraduate degree from Arkansas in Food, Health & Nutrition ... Born on June 24, 2000, in Hillside, N.J. ... Son of Gary & Daniella Battle ... Brother: Tyus played at Syracuse. Sister: GiGi

In 2022-23, Battle averaged a team-best 17.9 points in 27 games, including 13 games with 20-plus points, and ranked 10th in the NCAA in free throw percentage ... In his collegiate career, Battle has played in 69 games (19 starts) and scored 871 points, averaging 12.6 points and 3.2 rebounds. He has shot 40.6% from the field, 35.4% from 3-point and 84.1% from the free throw line.

IN THE RANKINGS	SEC	NCAA
FT Made	74	1st
FT Att	90	1st
FT%	.822	9th

Has led the team in scoring 6x ... In THE FIRST FOUR GAMES, he scored 21 points, made 5 FG, made 3 3's and made 8 FT ... IN THE FIFTH, he scored a season-high 25 with 7 FG, 4 3's and 7 FT.

### 2023-24 HIGHLIGHTS

- ALCORN:** Led the team in scoring with 21 points (5-of-9 FG • 3-of-6 3PT • 8-of-9 FT) and tied for the team lead at +23.
- GWU:** Once again, led the team in scoring with 21 points (5-of-9 FG • 3-of-4 3PT • 8-of-10 FT).
- MEMPHIS:** Led the team with 21 points, making 3-of-4 3-pointers and going 8-of-11 at the line.
- DUKE:** Led the team with 21 points and added five rebounds and five assists ... Scored 15 of his 21 in the second half including 13 during a 16-3 run to put the Hogs up 14.
- FURMAN:** Reached 1,000 career points, making his first shot attempt – a 3-pointer at 16:07 in the first half ... For the second-straight game, led the team in scoring with a season-high 25 points, making season highs in FG (7) and 3's (4) ... Scored 20 in the second half (5-of-8 FG; 3-of-5 3PT; 7-of-8 FT).
- OKLAHOMA:** Led the team with 13 points, going 8-of-8 from the free throw line.
- ACU:** Scored 18 points and added four rebounds ... Had 14 second-half points, making 3-of-4 from deep, as Arkansas erased a seven-point halftime deficit and Battle was +17 for the game.

### CAREER DOUBLE-DOUBLES (3)

SOPHOMORE (at Temple)	(3)
01/26/21 • TULSA	22 pts 11 reb
02/21/21 • SOUTH FLORIDA	32 pts 10 reb
03/11/21 • vs South Florida	18 pts 10 reb



### BATTLE'S PERSONAL BESTS

<b>POINTS</b>	
Season: 25	vs Furman (12/04/23)
Career: 32	vs South Florida (02/21/21)
SEC: 4	vs Auburn (01/06/24)
<b>FG MADE</b>	
Season: 7	vs Furman (12/04/23)
Career: 10 (2x)	LAST vs Richmond (11/22/22)
SEC: 1	vs Auburn (01/06/24)
<b>FG ATTEMPTED</b>	
Season: 13	vs Duke (11/29/23)
Career: 22	vs South Florida (02/21/21)
SEC: 4	vs Auburn (01/06/24)
<b>3-POINT FG MADE</b>	
Season: 4	vs Furman (12/04/23)
Career: 6	vs Richmond (11/22/22)
SEC: --	
<b>3-PT FG ATTEMPTS</b>	
Season: 8	vs Duke (11/29/23)
Career: 14	at Tulsa (01/10/23)
SEC: 1	vs Auburn (01/06/24)
<b>FT MADE</b>	
Season: 8 (5x)	LAST vs Oklahoma (12/09/23)
Career: 10	vs South Florida (02/21/21)
SEC: 2	vs Auburn (01/06/24)
<b>FT ATTEMPTED</b>	
Season: 11 (2x)	LAST vs Duke (11/29/23)
Career: 12	vs South Florida (02/21/21)
SEC: 4	vs Auburn (01/06/24)
<b>REBOUNDS</b>	
Season: 6	vs UNC Greensboro (11/17/23)
Career: 11	vs Tulsa (01/26/21)
SEC: 2	vs Auburn (01/06/24)
<b>ASSISTS</b>	
Season: 5	vs Duke (11/29/23)
Career: 6	vs UMES (12/20/22)
SEC: --	
<b>STEALS</b>	
Season: 1 (4x)	LAST vs Oklahoma (12/09/23)
Career: 4 (2x)	LAST vs UMES (12/20/22)
SEC: --	
<b>BLOCKED SHOTS</b>	
Season: 1	vs Auburn (01/06/24)
Career: 2	vs South Florida (03/11/21)
SEC: 1	vs Auburn (01/06/24)
<b>MINUTES</b>	
Season: 33:18	vs UNC Greensboro (11/17/23)
Career: 40:00 (3x)	LAST vs Ole Miss (12/17/22)
SEC: 16:49	vs Auburn (01/06/24)

### KHALIF BATTLE 2023-24 GAME STATS

Opponent	Date	GS	Min	FG	FGA	Pct	3FG	3A	Pct	FT	FTA	Pct	O	D	Tot	Avg	PF	FO	A	TO	Blk	Stl	Pts	Avg
ALCORN	11/06/23	19	5	9	.556	3	6	.500	8	9	.889	1	2	3	3.0	3	0	2	3	0	0	21	21.0	
GARDNER-WEBB	11/10/23	25	5	9	.556	3	4	.750	8	10	.800	0	4	4	3.5	1	0	1	0	0	0	21	21.0	
OLD DOMINION	11/13/23	20	3	6	.500	2	3	.667	5	6	.833	0	2	2	3.0	2	0	1	1	0	0	13	18.3	
UNC GREENSBORO	11/17/23	34	2	10	.200	1	6	.167	6	8	.750	0	6	6	3.8	3	0	2	2	0	0	11	16.5	
vs Stanford	11/22/23	31	2	11	.182	1	4	.250	4	4	1.000	0	1	1	3.2	5	1	0	1	0	1	9	15.0	
vs Memphis	11/23/23	30	5	8	.625	3	4	.750	8	11	.727	0	2	2	3.0	5	1	0	4	0	1	21	16.0	
vs North Carolina	11/24/23	18	3	7	.429	0	3	.000	3	3	1.000	0	4	4	3.1	4	0	1	1	0	0	9	15.0	
DUKE	11/29/23	31	5	13	.385	3	8	.375	8	11	.727	0	5	5	3.4	4	0	5	2	0	0	21	15.8	
FURMAN	12/04/23	24	7	11	.636	4	7	.571	7	8	.875	0	1	1	3.1	3	0	1	0	0	1	25	16.8	
vs Oklahoma	12/09/23	28	2	10	.200	1	4	.250	8	8	1.000	0	2	2	3.0	1	0	1	2	0	1	13	16.4	
vs Lipscomb	12/16/23	11	1	5	.200	0	2	.000	0	0	.000	0	2	2	2.9	2	0	0	1	0	0	2	15.1	
ABILENE CHRISTIAN	12/21/23	27	5	8	.625	3	4	.750	5	6	.833	0	4	4	3.0	3	0	0	3	0	1	18	15.3	
UNCW	12/30/23	7	0	5	.000	0	2	.000	2	2	1.000	0	1	1	2.8	0	0	1	0	0	1	2	14.3	
AUBURN	01/06/24	17	1	4	.250	0	1	.000	2	4	.500	0	2	2	2.8	1	0	0	1	1	0	4	13.6	
Totals		0	322	46	116	.397	24	58	.414	74	90	.822	1	38	39	2.8	37	2	15	21	1	6	190	13.6

### KHALIF BATTLE CAREER STATISTICS

Year	GP	GS	Min	Avg	FG	FGA	Pct	3FG	3FGA	Pct	FT	FTA	Pct	Off	Def	Tot	Avg	PF	FO	Ast	TO	Blk	Stl	Pts	Avg
2019-20 (Butler)	24	0	262	10.9	25	75	.333	13	43	.302	9	14	.643	0	25	25	1.0	32	0	13	18	0	10	72	3.0
2020-21 (Temple)	11	4	346	31.5	51	146	.349	23	73	.315	40	50	.800	8	62	70	6.4	34	0	26	30	2	4	165	15.0
2021-22 (Temple) *	7	7	223	31.9	50	93	.538	21	43	.488	29	36	.806	3	24	27	3.9	16	0	7	15	0	3	150	21.4
2022-23 (Temple)	27	8	869	32.2	155	378	.410	77	220	.350	97	108	.898	8	88	96	3.6	53	0	49	62	3	26	484	17.9
2023-24 (ARK)	14	0	322	23.0	46	116	.397	24	58	.414	74	90	.822	1	38	39	2.8	37	2	15	21	1	6	190	13.6
TOTAL	83	19	2022	24.4	327	808	.405	158	437	.362	249	298	.836	20	237	257	3.1	172	2	110	176	6	49	1061	12.8

\* - Received a medical redshirt

# 1 KEYON MENIFIELD

@TheChOsenOne  
@keyonmenifield1

## FULL BIO/STATS

G • 6-1 • 150 • So. (3) || Flint, Mich. (PHoenix (Arz.) Prep / Washington) Pronounced: Men-EE-Field

Is a walkon for the 2023-24 season ... Has THREE years of collegiate eligibility remaining including this year ... Major: Communications ... Born on Feb. 23, 2003, in Beecher, Mich. ... Son of Keyon Menifield Sr. and Shamere Lundy • Brother: Keyonta. Sisters: Diondra and Serenity

- Played one season at Washington and was named the PAC-12 All-Freshman team ... His 1.87 assist-turnover ratio led all Pac-12 freshmen
- Missed the first 10 games ... Granted a waiver by the NCAA and became eligible to play starting the Dec. 16 game versus Lipscomb.

SEC PLAYER OF THE WEEK (Jan. 1) • scored a career-high 32 points in the win over UNCW.

### 2023-24 HIGHLIGHTS

- **LIPSCOMB:** Made his debut in a Razorback uniform at 11:46 in the first half ... Scored his first basket on an offensive put-back at 4:06 ... Added three rebounds and two assists with zero turnovers.
- **ACU:** Had 11 points and six rebounds ... Played all 20 minutes of the second half when he scored 11 points and had five rebounds to help Arkansas erase a seven-point halftime deficit ... Led the team with a +21 for the game.
- **UNCW:** Scored a **career-high 32 points** with five assists and four rebounds to be named **SEC PLAYER OF THE WEEK** ... Was 8-of-14 from the field (3-of-7 3PT) and with **career-high in free throws made and attempts (13-of-17)** ... 1 of 2 Razorbacks to have a plus/minus in double-digits at +17 in the 6-point win ... Scored 17 first-half points (5-of-7 FG • 2-of-3 3PT • 5-of-8 FT)..
- **AUBURN:** For the second straight game, led the team in scoring with 14 points while **tying a career-high with four 3's made** ... Added a team-high four assists.



### MENIFIELD'S PERSONAL BESTS

#### POINTS

Season: 32 vs UNC Wilmington (12/30/23)  
Career: 32 vs UNC Wilmington (12/30/23)  
SEC: 14 vs Auburn (01/06/24)

#### FG MADE

Season: 8 vs UNC Wilmington (12/30/23)  
Career: 11 vs Oregon (02/15/23)  
SEC: 5 vs Auburn (01/06/24)

#### FG ATTEMPTED

Season: 15 vs Auburn (01/06/24)  
Career: 21 vs North Florida (11/11/22)  
SEC: 15 vs Auburn (01/06/24)

#### 3-POINT FG MADE

Season: 4 vs Auburn (01/06/24)  
Career: 4 (3x) LAST vs Auburn (01/06/24)  
SEC: 4 vs Auburn (01/06/24)

#### 3-PT FG ATTEMPTS

Season: 9 vs Auburn (01/06/24)  
Career: 9 vs Auburn (01/06/24)  
SEC: 9 vs Auburn (01/06/24)

#### FT MADE

Season: 13 vs UNC Wilmington (12/30/23)  
Career: 13 vs UNC Wilmington (12/30/23)  
SEC: --

#### FT ATTEMPTED

Season: 17 vs UNC Wilmington (12/30/23)  
Career: 17 vs UNC Wilmington (12/30/23)  
SEC: 3 vs Auburn (01/06/24)

#### REBOUNDS

Season: 6 vs Abilene Christian (12/21/23)  
Career: 8 vs Oregon State (02/18/23)  
SEC: 3 vs Auburn (01/06/24)

#### ASSISTS

Season: 5 vs UNC Wilmington (12/30/23)  
Career: 8 at Arizona State (01/08/23)  
SEC: 4 vs Auburn (01/06/24)

#### STEALS

Season: 1 vs Auburn (01/06/24)  
Career: 4 vs Stanford (01/12/23)  
SEC: 1 vs Auburn (01/06/24)

#### BLOCKED SHOTS

Season: --  
Career: 2 vs Cal Poly (12/13/22)  
SEC: --

#### MINUTES

Season: 35:05 vs UNC Wilmington (12/30/23)  
Career: 42:49 vs Oregon (02/15/23)  
SEC: 31:17 vs Auburn (01/06/24)

### KEYON MENIFIELD JR. 2023-24 GAME STATS

Opponent	Date	GS	Min	FG	FGA	Pct	3FG	3A	Pct	FT	FTA	Pct	O	D	Tot	Avg	PF	FO	A	TO	Blk	Stl	Pts	Avg
ALCORN	11/06/23	--	--																					
GARDNER-WEBB	11/10/23	--	--																					
OLD DOMINION	11/13/23	--	--																					
UNC GREENSBORO	11/17/23	--	--																					
vs Stanford	11/22/23	--	--																					
vs Memphis	11/23/23	--	--																					
vs North Carolina	11/24/23	--	--																					
DUKE	11/29/23	--	--																					
FURMAN	12/04/23	--	--																					
vs Oklahoma	12/09/23	--	--																					
vs Lipscomb	12/16/23	19	1	3	.333		0	1	.000	0	0	.000	1	2	3	3.0	3	0	2	0	0	0	2	2.0
ABILENE CHRISTIAN	12/21/23	28	4	8	.500		0	3	.000	3	4	.750	1	5	6	4.5	1	0	2	4	0	0	11	6.5
UNCW	12/30/23	*	35	8	14	.571	3	7	.429	13	17	.765	1	3	4	4.3	0	0	5	3	0	0	32	15.0
AUBURN	01/06/24	*	32	5	15	.333	4	9	.444	0	3	.000	0	3	3	4.0	0	0	4	2	0	1	14	14.8
Totals		2	114	18	40	.450	7	20	.350	16	24	.667	3	13	16	4.0	4	0	13	9	0	1	59	14.8

### KEYON MENIFIELD CAREER STATISTICS

Year	GP	GS	Min	Avg	FG	FGA	Pct	3FG	3FGA	Pct	FT	FTA	Pct	Off	Def	Tot	Avg	PF	FO	Ass	TO	Blk	Stl	Pts	Avg
2022-23 (WASH)	32	21	918	28.7	121	295	.410	35	106	.330	44	63	.698	23	69	92	2.9	40	0	99	53	7	36	321	10.0
2023-24 (ARK)	4	2	114	28.5	18	40	.450	7	20	.350	16	24	.667	3	13	16	4.0	4	0	13	9	0	1	59	14.8
TOTAL	36	23	1032	28.7	139	335	.415	42	126	.333	60	87	.690	26	82	108	3.0	44	0	112	62	7	37	380	10.1

## 2 TREVON BRAZILE

@trevonbrazile2  
@thetrevonbrazile

## FULL BIO/STATS

Pronounced: Trev-In "Brazil"

F • 6-10 • 220 • R-So. (3) // Springfield, Mo. (Kickapoo HS / Missouri)

Including 2023-24, has THREE years of collegiate eligibility ... Major: Communications ... Born on Jan. 7, 2003, in Springfield, Mo. ... The son of Phillip Brazile and Melissa Baldwin ... Siblings: Phillip Brazile II; Brittany Brazile; Reece Winn; Tamia Brazile; Mariah Fuller; Prince Fuller

- 1 of 50 on the Jersey Mike's Naismith Player of the Year Trophy Watch List
- 1 of 20 on the Karl Malone Power Forward of the Year Watch List
- 2023-24 First Team Preseason All-SEC by media and coaches
- SEC PLAYER OF THE WEEK (Dec. 4) for his performance vs Duke.
- Only played nine games in 2022-23 before suffering a season-ending knee injury

IN THE RANKINGS	SEC	NCAA
Double-Doubles	3	4th
Blocks/gm	1.57	4th
Blocked Shots	22	4th
Rebounds/gm	6.9	11th

### 2023-24 HIGHLIGHTS

- **GWU:** Had 5 blocked shots, led the team in rebounds (7) and scored 10 points (4-of-4 FG, 1-of-1 3PT).
- **ODU:** Blocked four shots and scored 11 points – 10 in the second half as he hit 2-of-4 from deep
- **STANFORD:** Had a **career-high 17 rebounds** (career-high eight offensive) and recorded his **third career double-double**, adding a season-high 14 points ... Made a 3-pointer to start second OT ... Was 6-of-6 at the free throw line ... Played a **career-high 45:52**.
- **MEMPHIS:** For the second consecutive game, **recorded a double-double** with 13 points and 10 rebounds (seven offensive).
- **DUKE:** For the third time in four games, **had a double-double** with 19 points and 11 rebounds ... Was 6-of-9 FG, making a **career-high four 3-pointers** ... All 11 rebounds were on the defensive end ... Added two blocked shots ... Hit a key 3-pointer with 2:16 left to put the Hogs up 12 ... Was later named **SEC Player of the Week**.
- **UNCW:** Just missed a double-double with 12 points and eight rebounds.
- **AUBURN:** Had 11 points (with three dunks) and led the team with seven rebounds and three blocked shots.



### CAREER DOUBLE-DOUBLES (5)

SOPHOMORE (at ARK)	(2)
11/07/22 • NORTH DAKOTA STATE	21 pts 12 reb
11/16/22 • SOUTH DAKOTA STATE	13 pts 10 reb
R-SOPHOMORE (at ARK)	(3)
11/22/23 • vs Stanford	# 14 pts 17 reb
11/23/23 • vs Memphis	# 13 pts 10 reb
11/29/23 • DUKE	19 pts 11 reb
# - back-to-back games	



### BRAZILE'S PERSONAL BESTS

POINTS	
Season: 19	vs Duke (11/29/23)
Career: 23	vs San Jose State (12/03/22)
SEC: 11 (2x)	LAST vs Auburn (01/06/24)
FG MADE	
Season: 6	vs Duke (11/29/23)
Career: 8	vs San Jose State (12/03/22)
SEC: 5 (x)	LAST vs Auburn (01/06/24)
FG ATTEMPTED	
Season: 12	vs Stanford (11/22/23)
Career: 14 (2x)	LAST vs San Diego St (11/23/22)
SEC: 9 (2x)	LAST vs Auburn (01/06/24)
3-POINT FG MADE	
Season: 4	vs Duke (11/29/23)
Career: 4	vs Duke (11/29/23)
SEC: 1 (8x)	LAST vs Auburn (01/06/24)
3-PT FG ATTEMPTS	
Season: 7	vs Duke (11/29/23)
Career: 8	vs San Diego State (11/23/22)
SEC: 5	vs Auburn (01/06/24)
FT MADE	
Season: 6	vs Stanford (11/22/23)
Career: 6 (2x)	LAST vs Stanford (11/22/23)
SEC: 3	vs Tennessee (02/22/22)
FT ATTEMPTED	
Season: 6 (2x)	LAST vs Stanford (11/22/23)
SEC: 8 (2x)	LAST vs San Jose St (12/03/22)
Career: 7	vs Ole Miss (03/09/22)
REBOUNDS	
Season: 17	vs Stanford (11/22/23)
Career: 17	vs Stanford (11/22/23)
SEC: 10	vs Georgia (03/05/22)
ASSISTS	
Season: 2 (2x)	LAST vs Stanford (11/22/23)
Career: 3	vs Alabama (01/08/22)
SEC: 3	vs Alabama (01/08/22)
STEALS	
Season: 2 (3x)	LAST vs Oklahoma (12/09/23)
Career: 2 (8x)	LAST vs Oklahoma (12/09/23)
SEC: 2	vs Texas A&M (01/15/22)
BLOCKED SHOTS	
Season: 5	vs Gardner-Webb (11/10/23)
Career: 6	vs Illinois (12/22/21)
SEC: 4 (2x)	vs Georgia (03/05/22)
MINUTES	
Season: 45:52	vs Stanford (11/22/23)
Career: 45:52	vs Stanford (11/22/23)
SEC: 33:27	vs Auburn (01/06/24)

### TREVON BRAZILE 2023-24 GAME STATS

Opponent	Date	GS	Min	FG	FGA	Pct	3FG	3A	Pct	FT	FTA	Pct	O	D	Tot	Avg	PF	FO	A	TO	Blk	Stl	Pts	Avg	
ALCORN	11/06/23	*	22	4	5	.800	1	2	.500	4	4	1.000	1	5	6	6.0	0	0	0	1	0	1	13	13.0	
GARDNER-WEBB	11/10/23	*	23	4	4	1.000	1	1	1.000	1	2	.500	1	6	7	6.5	4	0	0	3	5	0	10	11.5	
OLD DOMINION	11/13/23	*	30	3	7	.429	2	4	.500	3	6	.500	2	2	4	5.7	3	0	2	2	4	1	11	11.3	
UNC GREENSBORO	11/17/23	*	29	3	6	.500	1	4	.250	2	2	1.000	2	7	9	6.5	3	0	0	2	2	1	9	10.8	
vs Stanford	11/22/23	*	45	3	12	.250	2	5	.400	6	6	1.000	8	9	17	8.6	2	0	2	2	0	2	14	11.4	
vs Memphis	11/23/23	*	39	5	10	.500	1	3	.333	2	2	1.000	7	3	10	8.8	4	0	1	3	0	2	13	11.7	
vs North Carolina	11/24/23	*	21	0	4	.000	0	1	.000	0	0	.000	0	2	2	7.9	3	0	1	3	2	0	0	10.0	
DUKE	11/29/23	*	37	6	9	.667	4	7	.571	3	6	.500	0	11	11	8.3	3	0	0	2	2	0	19	11.1	
FURMAN	12/04/23	*	27	5	8	.625	2	3	.667	1	1	1.000	0	4	4	7.8	0	0	0	0	2	0	13	11.3	
vs Oklahoma	12/09/23	*	15	0	2	.000	0	1	.000	0	0	.000	0	1	1	7.1	3	0	1	1	0	2	0	10.2	
vs Lipscomb	12/16/23	*	24	3	7	.429	0	1	.000	0	1	.000	2	4	6	7.0	0	0	1	2	1	0	6	9.8	
ABILENE CHRISTIAN	12/21/23	*	15	3	6	.500	1	2	.500	1	2	.500	2	2	4	6.8	1	0	0	2	1	1	8	9.7	
UNCW	12/30/23	*	33	5	8	.625	0	1	.000	2	3	.667	2	6	8	6.8	5	1	1	1	0	0	12	9.8	
AUBURN	01/06/24	*	33	5	9	.556	1	5	.200	0	0	.000	1	6	7	6.9	1	0	0	1	3	0	11	9.9	
Totals			14	393	49	97	.505	16	40	.400	25	35	.714	28	68	96	6.9	32	1	9	25	22	10	139	9.9

### TREVON BRAZILE CAREER STATISTICS

Year	GP	GS	Min	Avg	FG	FGA	Pct	3FG	3FGA	Pct	FT	FTA	Pct	Off	Def	Tot	Avg	PF	FO	Ast	TO	Blk	Stl	Pts	Avg
2021-22 (MIZZOU)	24	22	507	21.1	57	105	.543	10	21	.323	27	46	.587	28	92	120	5.0	30	0	18	27	46	10	151	6.3
2022-23 (ARK) *	9	0	243	27.0	37	77	.481	11	29	.379	21	31	.677	9	45	54	6.0	23	1	9	20	11	9	106	11.8
2023-24 (ARK)	14	14	393	28.1	49	97	.505	16	40	.400	25	35	.714	28	68	96	6.9	32	1	9	25	22	10	139	9.9
TOTAL	47	36	1143	24.3	143	279	.513	37	100	.370	73	112	.652	65	205	270	5.7	85	2	36	72	79	20	396	8.4

\* - Received a medical redshirt

## 3 EL ELLIS

@elellis3  
@elellis3

## FULL BIO/STATS

G • 6-3 • 180 • Grad. Sr. (I) • Durham, N.C. (Quality Education Acad. / Louisville)

The 2023-24 season is his final year of eligibility ... Graduated from Louisville (Spring '23) - Sport Management ... Pursuing a second undergraduate degree from Arkansas in Arts & Sciences ... Born on Dec. 18, 1999, in Durham, N.C. • Son of Elbert Ellis, Jr. and Tasha McArthur ... Dad (Elbert) was a six-time All-American track athlete at Pitt. Brothers: Deon McArthur, Mannie Ellis & Jeremiah Ellis

- Scored 843 points in two seasons at Louisville, including 565 last season ... Played two seasons at Tallahassee CC, two at Louisville.
- 2022-23 All-ACC Honorable Mention ... 2021-22 Runner-up for Sixth Man of the Year.
- Two-time JuCo All-American
- On the Department's Honor Roll (3.0-3.49 GPA) for Fall 2023.

## CAREER DOUBLE-DOUBLES (1)

SENIOR (at UofL) (1)  
12/14/22 • WESTERN KENTUCKY 30 pts 10 ast

## 2023-24 HIGHLIGHTS

- GWU: Grabbed a **career-high six rebounds** and scored 13 points.
- ODU: Led Arkansas with 17 points, scoring 15 in the second half on 6-of-8 shooting ... Finished with **eight assists** and **ZERO** turnovers.
- UNCG: Scored 19 points, all in the second half, going 7-of-8 at the line.
- MEMPHIS: Led the team with three assists
- DUKE: Led the team with six assists and had zero turnovers ... Played all 20 minutes of the second half and scored all nine of his points in the period with four of his assists.



## ELLIS' PERSONAL BESTS

## POINTS

Season: 19 vs UNC Greensboro (11/17/23)

Career: 33 at Miami (FL) (02/11/23)

SEC: --

## FG MADE

Season: 7 vs Old Dominion (11/13/23)

Career: 12 (2x) LAST at Miami (FL) (02/11/23)

SEC: --

## FG ATTEMPTED

Season: 11 (2x) LAST vs Old Dominion (11/13/23)

Career: 20 (2x) LAST at Miami (FL) (02/11/23)

SEC: 2 vs Auburn (01/06/24)

## 3-POINT FG MADE

Season: 2 vs UNC Greensboro (11/17/23)

Career: 5 vs North Carolina (02/01/22)

SEC: --

## 3-PT FG ATTEMPTS

Season: 5 vs UNC Greensboro (11/17/23)

Career: 11 (3x) LAST vs Appa State (11/15/22)

SEC: 1 vs Auburn (01/06/24)

## FT MADE

Season: 7 vs UNC Greensboro (11/17/23)

Career: 10 at NC State (12/22/22)

SEC: --

## FT ATTEMPTED

Season: 8 vs UNC Greensboro (11/17/23)

Career: 11 (2x) LAST at NC State (12/22/22)

SEC: --

## REBOUNDS

Season: 6 vs Gardner-Webb (11/10/23)

Career: 6 (3x) LAST vs Gardner-Webb (11/06/23)

SEC: 1 vs Auburn (01/06/24)

## ASSISTS

Season: 8 vs Old Dominion (11/13/23)

Career: 10 vs Western Kentucky (12/14/22)

SEC: --

## STEALS

Season: 1 (3x) LAST vs Old Dominion (11/13/23)

Career: 4 at Kentucky (12/31/22)

SEC: --

## BLOCKED SHOTS

Season: 1 vs Duke (11/29/23)

Career: 1 (3x) LAST at Duke (11/29/23)

SEC: --

## MINUTES

Season: 33:50 vs Old Dominion (11/13/23)

Career: 40:00 (4x) LAST at Clemson (01/11/23)

SEC: 7:07 vs Auburn (01/06/24)

## EL ELLIS 2023-24 GAME STATS

Opponent	Date	GS	Min	FG	FGA	Pct	3FG	3A	Pct	FT	FTA	Pct	O	D	Tot	Avg	PF	FO	A	TO	Blk	Stl	Pts	Avg	
ALCORN	11/06/23	*	24	3	6	.500	1	4	.250	1	2	.500	0	0	0	0.0	2	0	4	3	0	1	8	8.0	
GARDNER-WEBB	11/10/23	*	33	5	11	.455	1	3	.333	2	2	1.000	0	6	6	3.0	2	0	3	1	0	1	13	10.5	
OLD DOMINION	11/13/23	*	34	7	11	.636	1	2	.500	2	4	.500	0	3	3	3.0	0	0	8	0	0	1	17	12.7	
UNC GREENSBORO	11/17/23	*	30	5	10	.500	2	5	.400	7	8	.875	2	2	4	3.3	4	0	0	4	0	0	19	14.3	
vs Stanford	11/22/23		6	0	4	.000	0	1	.000	0	0	.000	0	0	0	2.6	1	0	0	1	0	0	0	11.4	
vs Memphis	11/23/23		13	0	3	.000	0	2	.000	0	0	.000	0	1	1	2.3	0	0	3	2	0	0	0	9.5	
vs North Carolina	11/24/23		17	0	3	.000	0	1	.000	0	0	.000	0	2	2	2.3	0	0	0	0	1	0	0	8.1	
DUKE	11/29/23	*	31	3	9	.333	0	2	.000	3	4	.750	0	3	3	2.4	1	0	6	0	1	0	9	8.3	
FURMAN	12/04/23	*	11	1	4	.250	0	1	.000	1	2	.500	1	2	3	2.4	0	0	2	2	0	1	3	7.7	
vs Oklahoma	12/09/23	*	8	1	4	.250	1	2	.500	2	2	1.000	0	0	0	2.2	0	0	0	2	0	0	5	7.4	
vs Lipscomb	12/16/23		1	0	0	.000	0	0	.000	0	0	.000	0	0	0	2.0	0	0	0	0	0	0	0	6.7	
ABILENE CHRISTIAN	12/21/23	*	4	0	1	.000	0	0	.000	0	0	.000	0	0	0	1.8	0	0	0	1	0	0	0	6.2	
UNCW	12/30/23		10	1	3	.333	0	1	.000	2	2	1.000	0	2	2	1.8	1	0	0	0	0	0	4	6.0	
AUBURN	01/06/24		7	0	2	.000	0	1	.000	0	0	.000	0	1	1	1.8	0	0	0	1	0	0	0	5.6	
Totals			8	229	26	71	.366	6	25	.240	20	26	.769	3	22	25	1.8	11	0	26	17	2	4	78	5.6

## EL ELLIS CAREER NCAA DIVISION I STATISTICS

Year	GP	GS	Min	Avg	FG	FGA	Pct	3FG	3FGA	Pct	FT	FTA	Pct	Off	Def	Tot	Avg	PF	FO	Ast	TO	Blk	Stl	Pts	Avg
2021-22 (UofL)	32	9	656	20.5	96	242	.397	41	114	.360	45	65	.692	6	55	61	1.9	47	0	51	45	0	12	278	8.7
2022-23 (UofL)	32	32	1150	35.9	189	461	.410	59	185	.319	128	158	.810	10	74	84	2.6	52	0	140	120	2	31	565	17.7
2023-24 (ARK)	14	8	229	16.4	26	71	.366	6	25	.240	20	26	.769	3	22	25	1.8	11	0	26	17	2	4	78	5.6
TOTAL	78	49	2035	26.1	311	774	.402	106	324	.327	193	249	.775	19	151	170	2.2	110	0	217	182	4	47	921	11.8

# 4 DAVONTE "DEVO" DAVIS

6 • 6-4 • 185 • Sr. (2) || Jacksonville, Ark. (Jacksonville, HS)

@MrDevoBuckets  
@devofor3

## FULL BIO/STATS

Including 2023-24, has TWO years of collegiate eligibility ... Major: Recreation & Sport Management ... Born on Sept. 24, 2001, in Jacksonville, Ark. ... The son Terrie Davis and grandson of Yvette Davis

- 2023-24 Preseason 2nd Team All-SEC by media and coaches
- 2023 SEC All-Defensive Team selection ... 3x SEC Academic Honor Roll ... Department's Honor Roll (3.0-3.49 GPA)
- THE ONLY RAZORBACK PLAY IN ARKANSAS' BACK-TO-BACK-TO-BACK SWEET 16 RUNS.
- Just the ninth Razorback to reach 900+ points, 400+ rebounds, 200+ assists & 100+ steals in his Arkansas career

• Fast approaching a rare career triple - 1,000 pts, 500 rebs - 300 assists - that has only been accomplished by one other Razorback - Todd Day.

Davis 1,039 pts 486 rebs (needs 14 rebs) 291 assists (needs 9 assists)  
Day 2,395 pts 673 rebs 319 assists

- His first 81 career games: 29-of-126 (.230) 2+ 3's made in a Gm: 10x

- His last 36 games: 50-of-134 (.373) 2+ 3's made in a Gm: 14x

- Played his first 133 minutes this season (4+ gms) with ZERO turnovers ... only has 18 TURNOVERS THIS YEAR while ranking 8th IN THE SEC in minutes played at 30.07 ... (9 turnovers have come in two games - Stanford and Lipscomb).

### 2023-24 HIGHLIGHTS

- ODU: Scored a season-high 16 points
- UNCG: Had a season-high six rebounds with a team best three assists.
- STANFORD: Played a career-high 45:14 ... Hit two free throws with six seconds left to force the first overtime ... Had a steal late in the first overtime, was fouled and gave Arkansas a 3-point lead with four seconds left ... Led the team with three assists and added six rebounds.
- MEMPHIS: Eclipsed the 1,000-point plateau with a 3-pointer with 1.9 seconds left on the game ... Became the 46th Razorback to reach the milestone ... Finished with 15 points, going 3-of-7 from 3-point range.
- FURMAN: Had a "typical" Devo Davis game ... Was a team-best +15 ... Threatened a triple-double with 7 points, 8 assists (tying career high) and 10 rebounds (tying career high) with ZERO TURNOVERS in 37:37 minutes played.
- LIPSCOMB: Only scored four points, but hit a key jumper in the lane with 26 seconds left to provide what proved to be the final score (69-66).
- ACU: Only scored four points (4-of-4 FT) but Coach Muss bragged on his defense, especially when forced to play the "4" and guard the post ... Played all 20 minutes of the second half.
- UNCW: Stuffed the stat sheet with 14 points (making 3-of-5 3-pointers) with team highs in assists (6) and steals (3) while adding six rebounds ... 1 of 2 Hogs in double-digits in plus/minus with a team-best +21 in the 16-point win ... Down 4 in the first half, Davis made 3-straight 3's over two minutes ... The last gave Arkansas a 1-point lead and the Hogs never trailed the rest of the game.

DAVONTE DAVIS 2023-24 GAME STATS																									
Opponent	Date	GS	Min	FG	FGA	Pct	3FG	3A	Pct	FT	FTA	Pct	O	D	Tot	Avg	PF	FO	A	TO	Blk	Stl	Pts	Avg	
ALCORN	11/06/23	*	24	2	5	.400	1	3	.333	0	0	.000	2	3	5	5.0	3	0	5	0	0	1	5	5.0	
GARDNER-WEBB	11/10/23	*	22	2	8	.250	0	4	.000	0	0	.000	0	5	5	5.0	2	0	2	0	0	1	4	4.5	
OLD DOMINION	11/13/23	*	37	6	11	.545	1	4	.250	3	6	.500	2	3	5	5.0	0	0	2	0	0	1	16	8.3	
UNC GREENSBORO	11/17/23	*	40	4	11	.364	0	4	.000	2	2	1.000	2	4	6	5.3	1	0	3	0	0	0	10	8.8	
vs Stanford	11/22/23	*	45	3	14	.214	1	4	.250	3	6	.500	0	6	6	5.4	4	0	3	5	0	1	10	9.0	
vs Memphis	11/23/23	*	38	5	14	.357	3	7	.429	2	2	1.000	0	3	3	5.0	3	0	1	3	0	0	15	10.0	
vs North Carolina	11/24/23	*	23	0	0	.000	0	0	.000	0	0	.000	0	1	1	4.4	3	0	0	1	0	0	0	8.6	
DUKE	11/29/23	*	22	1	3	.333	0	1	.000	1	2	.500	1	2	3	4.3	0	0	2	2	0	1	3	7.9	
FURMAN	12/04/23	*	38	2	5	.400	1	2	.500	2	2	1.000	1	9	10	4.9	4	0	8	0	0	0	7	7.8	
vs Oklahoma	12/09/23	*	23	2	6	.333	0	1	.000	0	0	.000	3	1	4	4.8	3	0	0	0	0	1	4	7.4	
vs Lipscomb	12/16/23	*	24	2	2	1.000	0	0	.000	0	0	.000	0	3	3	4.6	2	0	3	4	0	0	4	7.1	
ABILENE CHRISTIAN	12/21/23	*	36	0	4	.000	0	0	.000	4	4	1.000	0	3	3	4.5	4	0	2	0	0	0	4	6.8	
UNCW	12/30/23	*	36	5	7	.714	3	5	.600	1	2	.500	3	3	6	4.6	4	0	6	1	0	3	14	7.4	
AUBURN	01/06/24		25	0	4	.000	0	2	.000	2	2	1.000	0	1	1	4.4	3	0	1	2	0	0	2	7.0	
Totals			13	433	34	94	.362	10	37	.270	20	28	.714	14	47	61	4.4	36	0	38	18	0	9	98	7.0

### DOUBLE-DOUBLES (2)

JUNIOR	(2)
12/06/22 • UNC GREENSBORO	10 pts 10 reb
01/11/23 • ALABAMA	16 pts 10 reb



### DAVIS' PERSONAL BESTS

<b>POINTS</b>	
Season: 16	vs Old Dominion (11/13/23)
Career: 26	vs Oklahoma (12/11/21)
SEC: 20	vs Georgia (01/09/21)
<b>FG MADE</b>	
Season: 6	vs Old Dominion (11/13/23)
Career: 9 (3x)	LAST vs Kansas (03/18/23)
SEC: 9	vs Georgia (01/09/21)
<b>FG ATTEMPTED</b>	
Season: 14 (2x)	LAST vs Memphis (11/23/23)
Career: 21	vs Oklahoma (12/11/21)
SEC: 18	at LSU (12/28/22)
<b>3-POINT FG MADE</b>	
Season: 3 (2x)	LAST vs UNC Wilmington (12/30/23)
Career: 4 (4x)	LAST at Texas A&M (02/15/23)
SEC: 4 (3x)	LAST at Texas A&M (02/15/23)
<b>3-PT FG ATTEMPTS</b>	
Season: 7	vs Memphis (11/23/23)
Career: 10 (2x)	LAST at Texas A&M (02/15/23)
SEC: 10 (2x)	LAST at Texas A&M (02/15/23)
<b>FT MADE</b>	
Season: 3 (2x)	LAST vs Stanford (11/22/23)
Career: 9	at Texas A&M (01/08/22)
SEC: 9	at Texas A&M (01/08/22)
<b>FT ATTEMPTED</b>	
Season: 6 (2x)	LAST vs Stanford (11/22/23)
Career: 10	at Texas A&M (01/08/22)
SEC: 10	at Texas A&M (01/08/22)
<b>REBOUNDS</b>	
Season: 10	vs Furman (12/804/23)
Career: 10 (4x)	LAST vs Furman (12/04/23)
SEC: 10	vs Alabama (01/11/23)
<b>ASSISTS</b>	
Season: 8	vs Furman (12/04/23)
Career: 8 (2x)	LAST vs Furman (12/04/23)
SEC: 7 (2x)	LAST at Kentucky (02/07/23)
<b>STEALS</b>	
Season: 3	vs UNC Wilmington (12/30/23)
Career: 5 (2x)	LAST vs Bradley (12/17/22)
SEC: 5	vs Auburn (02/08/22)
<b>BLOCKED SHOTS</b>	
Season: --	
Career: 2	vs Colgate (03/19/21)
SEC: 1 (4x)	LAST vs Alabama (01/11/23)
<b>MINUTES</b>	
Season: 45:14	vs Stanford (11/22/23)
Career: 45:14	vs Stanford (11/22/23)
SEC: 40:00 (2x)	LAST at S. Carolina (02/04/23)

### DAVONTE DAVIS CAREER STATISTICS

Year	GP	GS	Min	Avg	FG	FGA	Pct	3FG	3FGA	Pct	FT	FTA	Pct	Off	Def	Tot	Avg	PF	FO	Ast	TO	Blk	Stl	Pts	Avg
2020-21	30	17	716	23.9	109	229	.476	2	13	.154	34	45	.756	36	98	134	4.5	70	0	64	48	5	35	254	8.5
2021-22	37	14	1021	27.6	114	266	.429	20	74	.270	58	82	.707	42	96	138	3.7	95	1	102	67	0	35	306	8.3
2022-23	35	31	1157	33.1	144	347	.415	47	136	.346	46	64	.719	24	129	153	4.4	91	4	87	72	4	48	381	10.9
2023-24	14	13	433	30.9	34	94	.362	10	37	.270	20	28	.714	14	47	61	4.4	36	0	38	18	0	9	98	7.0
TOTAL	116	75	3327	28.7	401	936	.428	79	260	.304	158	219	.721	116	370	486	4.2	292	5	291	205	9	127	1039	9.0

# 5 JOSEPH PINION

6 • 6-5 • 195 • So. (3) || Morrilton, Ark. (Morrilton HS)

@josephpinion2  
@josephpinion1

## FULL BIO/STATS

Including 2023-24, has THREE years of collegiate eligibility ... Major: Arts & Sciences ... Born on Nov. 17, 2003, in Morrilton, Ark. ... The son of Craig and Gail Pinion

- Made the Department's Honor Roll (3.0-3.49 GPA) for Fall 2022 and Fall 2023.
- Set two Razorback records last season:
  - ^ Most Free Throw Attempts in a Season without a miss (7-of-7)
  - ^ Most Minutes Played in a season without a turnover (148).
- Made his first 11 career free throw attempts (7-of-7 last year and his first four this tear) before missing his first attempt vs Gardner-Webb

### 2023-24 HIGHLIGHTS

- **ALCORN:** Had a **career-high two steals**
- **OKLAHOMA:** Had a productive five minutes with four points, a rebound, a steal and was +8.
- **LIPSCOMB:** Earned his first career start.



### PINION'S PERSONAL BESTS

#### POINTS

Season: 7 vs Alcorn State (11/06/23)  
**Career: 13 (2x) LAST vs Ole Miss (01/21/23)**  
 SEC: 13 (2x) vs Ole Miss (01/21/23)

#### FG MADE

Season: 2 vs Gardner-Webb (11/10/23)  
**Career: 5 vs Ole Miss (01/21/23)**  
 SEC: 5 vs Ole Miss (01/21/23)

#### FG ATTEMPTED

Season: 3 (2x) LAST vs Gardner-Webb (11/10/23)  
**Career: 10 vs Ole Miss (01/21/23)**  
 SEC: 10 vs Ole Miss (01/21/23)

#### 3-POINT FG MADE

Season: 1 vs Alcorn State (11/06/23)  
**Career: 3 (2x) LAST vs Ole Miss (01/21/23)**  
 SEC: 3 (2x) LAST vs Ole Miss (01/21/23)

#### 3-PT FG ATTEMPTS

Season: 2 vs Alcorn State (11/06/23)  
**Career: 6 (2x) LAST vs Ole Miss (01/21/23)**  
 SEC: 6 (2x) LAST vs Ole Miss (01/21/23)

#### FT MADE

Season: 4 vs Alcorn State (11/06/23)  
**Career: 2 (3x) LAST vs Missouri (01/04/23)**  
 SEC: 2 vs Missouri (01/04/23)

#### FT ATTEMPTED

Season: 4 vs Alcorn State (11/06/23)  
**Career: 2 (3x) LAST vs Missouri (01/04/23)**  
 SEC: 2 vs Missouri (01/04/23)

#### REBOUNDS

Season: 1 (3x) LAST vs Oklahoma (12/09/23)  
**Career: 5 vs Ole Miss (01/21/23)**  
 SEC: 5 vs Ole Miss (01/21/23)

#### ASSISTS

Season: --  
**Career: 3 vs UNC Asheville (12/21/22)**  
 SEC: 1 vs Kentucky (03/04/23)

#### STEALS

Season: 2 vs Alcorn State (11/06/23)  
**Career: 2 vs Alcorn State (11/06/23)**  
 SEC: 1 (4x) LAST vs Kentucky (03/04/23)

#### BLOCKED SHOTS

Season: 1 (2x) LAST vs Gardner-Webb (11/10/23)  
**Career: 1 (3x) LAST vs Gardner-Webb (11/10/23)**  
 SEC: 1 vs Ole Miss (01/21/23)

#### MINUTES

Season: 12:36 vs Alcorn State (11/06/23)  
**Career: 27:28 vs Missouri (01/04/23)**  
 SEC: 27:28 vs Missouri (01/04/23)

### JOSEPH PINION 2023-24 GAME STATS

Opponent	Date	GS	Min	FG	FGA	Pct	3FG	3A	Pct	FT	FTA	Pct	O	D	Tot	Avg	PF	FO	A	TO	Blk	Stl	Pts	Avg
ALCORN	11/06/23	12	1	3	.333	1	2	.500	4	4	1.000	0	1	1	1.0	0	0	0	0	1	2	7	7.0	
GARDNER-WEBB	11/10/23	8	2	3	.667	0	0	.000	1	2	.500	0	0	0	0.5	0	0	0	0	1	0	5	6.0	
OLD DOMINION	11/13/23	DNP																						
UNC GREENSBORO	11/17/23	3	0	1	.000	0	1	.000	0	0	.000	0	0	0	0.3	0	0	0	0	0	0	0	4.0	
vs Stanford	11/22/23	3	0	0	.000	0	0	.000	0	0	.000	0	1	1	0.5	1	0	0	0	0	0	0	3.0	
vs Memphis	11/23/23	0	0	0	.000	0	0	.000	0	0	.000	0	0	0	0.4	0	0	0	0	0	0	0	2.4	
vs North Carolina	11/24/23	2	0	0	.000	0	0	.000	0	0	.000	0	0	0	0.3	1	0	0	0	0	0	0	2.0	
DUKE	11/29/23	DNP																						
FURMAN	12/04/23	DNP																						
vs Oklahoma	12/09/23	5	1	3	.333	0	2	.000	2	3	.667	0	1	1	0.4	2	0	0	1	0	1	4	2.3	
vs Lipscomb	12/16/23	* 2	0	0	.000	0	0	.000	0	0	.000	0	0	0	0.4	0	0	0	0	0	0	0	2.0	
ABILENE CHRISTIAN	12/21/23	DNP																						
UNCW	12/30/23	2	0	1	.000	0	1	.000	0	0	.000	0	0	0	0.3	1	0	0	0	0	0	0	1.8	
AUBURN	01/06/24	6	0	0	.000	0	0	.000	0	0	.000	0	2	2	0.5	0	0	0	2	0	0	0	1.6	
Totals		1 43	4	11	.364	1	6	.167	7	9	.778	0	5	5	0.5	5	0	0	3	2	3	16	1.6	

### JOSEPH PINION CAREER STATISTICS

Year	GP	GS	Min	Avg	FG	FGA	Pct	3FG	3FGA	Pct	FT	FTA	Pct	Off	Def	Tot	Avg	PF	FO	Ast	TO	Blk	Stl	Pts	Avg
2022-23	24	0	144	6.0	21	45	.467	13	32	.406	7	7	1.000	4	11	15	0.6	20	0	3	0	1	6	62	2.6
2023-24	10	1	43	4.3	4	11	.364	1	6	.167	7	9	.778	0	5	5	0.5	5	0	0	3	2	3	16	1.6
<b>TOTAL</b>	<b>36</b>	<b>1</b>	<b>191</b>	<b>5.3</b>	<b>25</b>	<b>58</b>	<b>.431</b>	<b>14</b>	<b>40</b>	<b>.350</b>	<b>14</b>	<b>16</b>	<b>.875</b>	<b>4</b>	<b>17</b>	<b>21</b>	<b>0.6</b>	<b>26</b>	<b>0</b>	<b>3</b>	<b>3</b>	<b>3</b>	<b>9</b>	<b>78</b>	<b>2.2</b>

# 6 LAYDEN BLOCKER

**G • 6-2 • 180 • Fr. (4) || Little Rock, Ark. (Sunrise (Kan.) Christian Academy)**

@Laygoetit2  
@laygoetit

## FULL BIO/STATS

Including 2023-24, has **FOUR** years of collegiate eligibility ... Major: Arts & Sciences ... Born on July 2, 2005 in Memphis, Tenn. ... Son of Lenard and Shrepre Blocker ... Has two brothers: Landren and Langsten

• The seventh-highest high school prospect Arkansas has been signed by ESPN (#1 overall) ... Was #24 nationally by Rivals

**BLOCKER IN THE LAST 6 GAMES:** 7.8 ppg • 3.2 rpg • 16-of-25 FG (.640) • 12 assists, 4 Blocked Shots • 8 steals

### 2023-24 HIGHLIGHTS

- **STANFORD:** Had a breakout game, providing a spark off the bench and offensive rebounding ... Led the team with three teams ... Scored his first collegiate points ... Grabbed two rebounds (both offensive).
- **MEMPHIS:** Earned his first career start and responded with nine points and season-high three rebounds (all offensive).
- **UNC:** Drew his second straight start and once again came away with three steals ... Turned in his first double-digit scoring effort with 11 points (5-of-6 FT) ... Had a steal and breakaway dunk to end the first half for a 3-point Razorback lead .. Had two rebounds (both offensive).
- **DUKE:** Scored nine points, making all three of his field goal attempts ... Added two steals and grabbed his first three defensive rebounds.
- **FURMAN:** Had **season-high in rebounds (5), assists (5) and blocked shots (3)** ... Led the team at +11 in the second half and he was 3-of-3 from the field with four assists and two blocked shots.



### BLOCKER'S PERSONAL BESTS

<b>POINTS</b>	
Career:	11 vs North Carolina (11/24/23)
SEC:	--
<b>FG MADE</b>	
Career:	4 vs Furman (12/04/23)
SEC:	--
<b>FG ATTEMPTED</b>	
Career:	6 vs North Carolina (11/24/23)
SEC:	--
<b>3-POINT FG MADE</b>	
Career:	--
SEC:	--
<b>3-PT FG ATTEMPTS</b>	
Career:	1 vs Old Dominion (11/13/23)
SEC:	--
<b>FT MADE</b>	
Career:	5 vs North Carolina (11/24/23)
SEC:	--
<b>FT ATTEMPTED</b>	
Career:	6 vs North Carolina (11/24/23)
SEC:	--
<b>REBOUNDS</b>	
Career:	5 vs Furman (12/04/23)
SEC:	--
<b>ASSISTS</b>	
Career:	5 vs Furman (12/04/23)
SEC:	--
<b>STEALS</b>	
Career:	3 (2x) LAST vs North Carolina (11/24/23)
SEC:	--
<b>BLOCKED SHOTS</b>	
Career:	3 vs Furman (12/04/23)
SEC:	--
<b>MINUTES</b>	
Career:	28:38 vs North Carolina (11/24/23)
SEC:	2:14 vs Auburn (01/06/24)

LAYDEN BLOCKER 2023-24 GAME STATS																			
Opponent	Date	GS	Min	FG	FGA	Pct	3FG	3A	Pct	FT	FTA	Pct	O	D	Tot	Avg	PF	FO	A
ALCORN	11/06/23	10		0	1	.000	0	1	.000	0	0	.000	0	0	0	0.0	5	1	1
GARDNER-WEBB	11/10/23	DNP-III																	
OLD DOMINION	11/13/23	2	0	2	.000	0	1	.000	0	0	.000	0	0	0	0.0	0	0	0	0
UNC GREENSBORO	11/17/23	2	0	0	.000	0	0	.000	0	0	.000	0	0	0	0.0	0	0	0	0
vs Stanford	11/22/23	16	2	5	.400	0	0	.000	0	0	.000	2	0	2	0.5	1	0	0	0
vs Memphis	11/23/23	*	27	3	5	.600	0	0	.000	3	4	.750	3	0	3	1.0	4	0	1
vs North Carolina	11/24/23	*	28	3	6	.500	0	0	.000	5	6	.833	2	0	2	1.2	2	0	1
DUKE	11/29/23	22	3	3	1.000	0	0	.000	3	5	.600	0	3	3	1.4	3	0	1	4
FURMAN	12/04/23	24	4	5	.800	0	0	.000	1	4	.250	0	5	5	1.9	4	0	5	1
vs Oklahoma	12/09/23	18	2	3	.667	0	1	.000	3	4	.750	0	2	2	1.9	2	0	0	1
vs Lipscomb	12/16/23	20	1	3	.333	0	0	.000	0	1	.000	1	3	4	2.1	0	0	4	3
ABILENE CHRISTIAN	12/21/23	5	0	0	.000	0	0	.000	0	0	.000	0	0	0	1.9	0	0	1	0
UNCW	12/30/23	8	0	2	.000	0	1	.000	3	4	.750	1	1	2	1.9	4	0	1	0
AUBURN	01/06/24	2	0	0	.000	0	0	.000	0	0	.000	0	0	0	1.8	0	0	0	1
<b>Totals</b>		<b>2</b>	<b>184</b>	<b>18</b>	<b>35</b>	<b>.514</b>	<b>0</b>	<b>4</b>	<b>.000</b>	<b>18</b>	<b>28</b>	<b>.643</b>	<b>9</b>	<b>14</b>	<b>23</b>	<b>1.8</b>	<b>25</b>	<b>1</b>	<b>15</b>

### LAYDEN BLOCKER CAREER STATISTICS

Year	GP	GS	Min	Avg	FG	FGA	Pct	3FG	3FGA	Pct	FT	FTA	Pct	Off	Def	Tot	Avg	PF	FO	Asst	TO	Blk	Stl	Pts	Avg
2023-24	13	2	184	14.2	18	35	.514	0	4	.000	18	28	.643	9	14	23	1.8	25	1	15	12	4	12	54	4.2

# 7 DENIJAY HARRIS

F • 6-7 • 200 • Grad. Sr. (I) || Columbus, Ga. (Columbus HS / Southern Miss) **FULL BIO/STATS** Pronounced: Duh-nah-SHAY

The 2023-24 season is his final year of collegiate eligibility ... Graduated from Southern Miss (Summer '23) - Liberal Studies ... Pursuing a second undergraduate degree from Arkansas in Arts & Sciences ... Born on May 29, 2000, in Columbus, Miss. ... Son of Desi and Denise Harris ... Brothers: Devontess & Desi Jr.

- Played three years at Southern Miss (82 games with 43 starts) and helped Southern Miss post a 28-5 record, win the Sun Belt regular-season title and earn an NIT berth in 2023
- Was at Southwest Mississippi CC as a freshman but only played two games before suffering an injury ... Only stayed at SW Mississippi for one semester before transferring to Southern Miss, where he took a medical redshirt in 2019-20.
- On the Department's AD Honor Roll (3.5-3.99 GPA) for Fall 2023.

## 2023-24 HIGHLIGHTS

- **ALCORN:** Pulled down seven rebounds in 12 minutes played, going 3-of-6 from the line.

@Ni\_jayyy  
@nijayyy

## CAREER DOUBLE-DOUBLES (3)

SENIOR (at Southern Miss)		(3)
01/26/23 • ARKANSAS STATE	11 pts	10 reb
02/24/23 • at Texas State	* 14 pts	10 reb
03/04/23 • vs South Alabama	* 18 pts	12 reb
* - Consecutive games		



## HARRIS' PERSONAL BESTS

POINTS	
Season: 5	vs Alcorn State (11/06/23)
Career: 22	at Arkansas State (01/23/23)
SEC: --	
FG MADE	
Season: 1	vs Alcorn State (11/06/23)
Career: 10	at Arkansas State (01/23/23)
SEC: --	
FG ATTEMPTED	
Season: 3	vs Alcorn State (11/06/23)
Career: 15	at Arkansas State (01/23/23)
SEC: 1	vs Auburn (01/06/24)
3-POINT FG MADE	
Season: --	
Career: --	
SEC: --	
3-PT FG ATTEMPTS	
Season: --	
Career: 1 (2x)	LAST at Liberty (11/18/22)
SEC: --	
FT MADE	
Season: 3	vs Alcorn State (11/06/23)
Career: 5 (2x)	LAST vs UTEP (02/19/22)
SEC: --	
FT ATTEMPTED	
Season: 6	vs Alcorn State (11/06/23)
Career: 7	vs UAB (02/02/22)
SEC: --	
REBOUNDS	
Season: 7	vs Alcorn State (11/06/23)
Career: 14	vs Georgia Southern (02/18/23)
SEC: --	
ASSISTS	
Season: 2	vs Alcorn State (11/06/23)
Career: 3	at Rice (02/26/22)
SEC: --	
STEALS	
Season: --	
Career: 3	vs UL Monroe (12/19/20)
SEC: --	
BLOCKED SHOTS	
Season: --	
Career: 1 (12x)	LAST vs South Alabama (03/04/23)
SEC: --	
MINUTES	
Season: 11:55	vs Alcorn State (11/06/23)
Career: 37:35	vs South Alabama (03/04/23)
SEC: 3:12	vs Auburn (01/06/24)

DENIJAY HARRIS 2023-24 GAME STATS																			
Opponent	Date	GS	Min	FG	FGA	Pct	3FG	3A	Pct	FT	FTA	Pct	O	D	Tot	Avg	PF	FO	A
ALCORN	11/06/23	12	12	1	2	.500	0	0	.000	3	6	.500	3	4	7	7.0	1	0	2
GARDNER-WEBB	11/10/23	2	0	0	.000	0	0	.000	0	2	.000	0	0	0	3.5	0	0	1	1
OLD DOMINION	11/13/23	DNP																	
UNC GREENSBORO	11/17/23	DNP																	
vs Stanford	11/22/23	DNP																	
vs Memphis	11/23/23	DNP																	
vs North Carolina	11/24/23	0	0	0	.000	0	0	.000	0	0	.000	0	0	0	2.3	0	0	0	0
DUKE	11/29/23	DNP																	
FURMAN	12/04/23	DNP																	
vs Oklahoma	12/09/23	DNP																	
vs Lipscomb	12/16/23	0	0	0	.000	0	0	.000	0	0	.000	0	0	0	1.8	0	0	0	0
ABILENE CHRISTIAN	12/21/23	DNP																	
UNCW	12/30/23	2	0	0	.000	0	0	.000	0	0	.000	0	0	0	1.4	0	0	0	0
AUBURN	01/06/24	3	0	1	.000	0	0	.000	0	0	.000	0	0	0	1.2	0	0	0	0
Totals		0	19	1	3	.333	0	0	.000	3	8	.375	3	4	7	1.2	1	0	3

DENIJAY HARRIS CAREER STATISTICS																							
Year	GP	GS	Min	Avg	FG	FGA	Pct	3FG	3FGA	Pct	FT	FTA	Pct	Off	Def	Tot	Avg	PF	FO	Ast	TO	Blk	Stl
2020-21 (USM)	22	8	376	17.1	29	60	.483	0	1	.000	16	26	.615	31	66	97	4.4	25	0	9	21	2	13
2021-22 (USM)	32	13	458	14.3	36	78	.462	0	0	.000	20	34	.588	21	54	75	2.3	45	0	20	32	5	14
2022-23 (USM)	28	22	676	24.1	104	185	.562	0	1	.000	40	59	.678	52	107	159	5.7	33	0	17	44	5	16
2023-24 (ARK)	6	0	19	3.2	1	3	.333	0	0	.000	3	8	.375	3	4	7	1.2	1	0	3	3	0	0
TOTAL	88	43	1529	17.4	170	326	.521	0	1	.000	79	127	.622	107	231	338	3.8	104	0	49	100	12	43

# 8 CHANDLER LAWSON

@chandlerlawson0  
@chandlerlawson

# FULL BIO/STATS

F • 6-8 • 210 • Grad. Sr. (1) || Memphis, Tenn. (Wooddale HS / Memphis)

2023-24 is his final year of collegiate eligibility ... Graduated from Memphis (2023) - Interdisciplinary Studies ... Pursuing a second undergraduate degree from Arkansas in Arts & Sciences ... Born on Oct. 3, 2000, in Memphis, Tenn. ... Son of Keelon & Dedra Lawson ... Brothers: K.J. (Memphis, Kansas, Tulane), Deric (Memphis, Kansas) & Jonathan (Memphis, Creighton). Sisters: Kristian & Daiyanas

- A four-time high school champion and has played in three NCAA Tournaments
- Played his first two seasons at Oregon before returning home to play for the Memphis Tigers ... Has played 111 career games with 44 starts and scored 483 points with 398 rebounds.
- On the Department's Honor Roll (3.0-3.49 GPA) for Fall 2023.


N THE RANKINGS	SEC
Blocked Shots	20
Blocks/gm	1.43

## DID YOU KNOW:

- His 6 blocked shots vs Duke tie for the most by an SEC player this season
- His 5 blocked shots vs Stanford are T-3rd for most by an SEC player this season
- Arkansas is 8-2 with "CLaw" starting

## 2023-24 HIGHLIGHTS

- STANFORD:** Had a **career high in rebounds (13)** and had a then career-high blocked shots (5) ... In the second half, had eight rebounds and four blocked shots ... Added nine points.
- MEMPHIS:** Tied his season high with five points versus his former team.
- UNC:** Led the team with two assists.
- DUKE:** Was outstanding facing All-American Kyle Filipowski with a **career-high six blocked shots** ... Had seven points and eight rebounds.
- FURMAN:** Had a **career-high 19 points** (8-of-10 FG; 1-of-2 3PT) with three blocked shots.
- ACU:** Just missed a double with 10 rebounds and nine points ... Added two blocked shots ... Was +18 in the second half and +17 for the game.



## LAWSON'S PERSONAL BESTS

POINTS	
Season: 19	vs Furman (12/04/23)
Career: 19	vs Furman (12/04/23)
SEC: 3	vs Auburn (01/06/24)
FG MADE	
Season: 8	vs Furman (12/04/23)
Career: 10 (2x)	LAST vs Richmond (11/22/22)
SEC: 1	vs Auburn (01/06/24)
FG ATTEMPTED	
Season: 10	vs Furman (12/04/23)
Career: 12	vs Washington (01/18/20)
SEC: 4	vs Auburn (01/06/24)
3-POINT FG MADE	
Season: 1 (4x)	LAST vs Auburn (01/06/24)
Career: 3	vs Houston (03/05/23)
SEC: 1	vs Auburn (01/06/24)
3-PT FG ATTEMPTS	
Season: 3	vs Auburn (01/06/24)
Career: 3 (2x)	vs Auburn (01/06/24)
SEC: 3	vs Auburn (01/06/24)
FT MADE	
Season: 2	vs Alcorn State (11/06/23)
Career: 5	vs Colorado (02/18/21)
SEC: --	
FT ATTEMPTED	
Season: 2 (5x)	LAST vs Furman (12/04/23)
Career: 7	vs Colorado (02/18/21)
SEC: --	
REBOUNDS	
Season: 13	vs Stanford (11/22/23)
Career: 13	vs Stanford (11/22/23)
SEC: --	
ASSISTS	
Season: 2	vs North Carolina (11/24/23)
Career: 5 (3)	LAST vs Washington (02/06/21)
SEC: --	
STEALS	
Season: 1 (6x)	LAST vs Auburn (01/06/24)
Career: 3	LAST vs UCF (02/16/22)
SEC: 1	vs Auburn (01/06/24)
BLOCKED SHOTS	
Season: 6	vs Duke (11/29/23)
Career: 6	vs Duke (11/29/23)
SEC: --	
MINUTES	
Season: 35:55	vs Stanford (11/22/23)
Career: 44:51	vs Southern Cal (01/23/20)
SEC: 12:24	vs Auburn (01/06/24)

## CHANDLER LAWSON 2023-24 GAME STATS

Opponent	Date	GS	Min	FG	FGA	Pct	3FG	3A	Pct	FT	FTA	Pct	O	D	Tot	Avg	PF	FO	A	TO	Blk	Stl	Pts	Avg	
ALCORN	11/06/23	*	7	0	0	.000	0	0	.000	2	2	1.000	1	1	2	2.0	0	0	0	1	0	1	2	2.0	
GARDNER-WEBB	11/10/23	*	10	2	2	1.000	1	1	1.000	0	0	.000	1	2	3	2.5	4	0	0	0	0	1	5	3.5	
OLD DOMINION	11/13/23	*	7	1	1	1.000	0	0	.000	0	0	.000	0	2	2	2.3	1	0	0	1	1	0	2	3.0	
UNC GREENSBORO	11/17/23		10	0	0	.000	0	0	.000	0	0	.000	0	1	1	2.0	3	0	0	1	1	0	0	2.3	
vs Stanford	11/22/23		36	4	7	.571	0	0	.000	1	2	.500	5	8	13	4.2	4	0	0	0	5	0	9	3.6	
vs Memphis	11/23/23		10	2	4	.500	0	0	.000	1	2	.500	1	2	3	4.0	2	0	0	0	0	0	5	3.8	
vs North Carolina	11/24/23		19	2	5	.400	0	1	.000	0	1	.000	1	2	3	3.9	3	0	2	1	0	0	4	3.9	
DUKE	11/29/23	*	29	3	8	.375	0	0	.000	1	2	.500	3	5	8	4.4	4	0	1	1	6	1	7	4.3	
FURMAN	12/04/23	*	18	8	10	.800	1	2	.500	2	2	1.000	1	2	3	4.2	1	0	1	1	3	1	19	5.9	
vs Oklahoma	12/09/23	*	9	0	1	.000	0	0	.000	0	0	.000	0	0	0	3.8	1	0	0	0	1	1	0	5.3	
vs Lipscomb	12/16/23	*	7	2	3	.667	0	1	.000	0	0	.000	0	1	1	3.5	0	0	0	0	0	0	4	5.2	
ABILENE CHRISTIAN	12/21/23	*	24	4	6	.667	1	2	.500	0	0	.000	0	10	10	4.1	0	0	1	1	2	0	9	5.5	
UNCW	12/30/23	*	10	1	2	.500	0	0	.000	1	3	.333	2	3	5	4.2	2	0	1	0	1	0	3	5.3	
AUBURN	01/06/24	*	13	1	4	.250	1	3	.333	0	0	.000	0	0	0	3.9	2	0	0	2	0	1	3	5.1	
Totals			10	209	30	53	.566	4	10	.400	8	14	.571	15	39	54	3.9	27	0	6	9	20	6	72	5.1

## CHANDLER LAWSON CAREER STATISTICS

Year	GP	GS	Min	Avg	FG	FGA	Pct	3FG	3FGA	Pct	FT	FTA	Pct	Off	Def	Tot	Avg	PF	FO	Ast	TO	Blk	Stl	Pts	Avg
2019-20 (ORE)	31	12	604	19.5	56	108	.519	1	1	1.000	26	40	.650	40	81	121	3.9	56	0	41	25	14	21	139	4.5
2020-21 (ORE)	28	8	507	18.1	50	98	.510	4	11	.364	18	36	.500	25	58	83	3.0	45	1	22	22	12	14	122	4.4
2021-22 (UM)	17	0	140	8.2	9	19	.474	0	2	.000	9	19	.474	8	29	37	2.2	12	0	8	7	9	7	27	1.6
2022-23 (UM)	35	24	683	19.5	68	120	.567	7	14	.500	32	52	.615	47	110	157	4.5	77	0	27	34	19	25	175	5.0
2023-24 (ARK)	14	10	209	14.9	30	53	.566	4	10	.400	8	14	.571	15	39	54	3.9	27	0	6	9	20	6	72	5.1
TOTAL	125	54	2143	17.1	213	398	.535	16	38	.421	93	161	.578	135	317	452	3.6	217	1	104	97	74	73	535	4.3

# 10 BAYE FALL

@thebayefall21  
@3a4e\_4all

## FULL BIO/STATS

F • 6-11 • 200 • Fr. (4) || Dakar, Sengal (Accelerated Schools (Denver)

Including 2023-24, has FOUR years of collegiate eligibility ... Major: Arts & Sciences ... Born on Dec. 27, 2003 in Guédiawaye, Senegal ... Son of Malle Fall and Awa Ly • Brother. Take. Sister: Ndey ... **SPEAKS 10 LANGUAGES/DIALCTS:** French, Wolof, English, Spanish, German & dialects Jola-Fonyi, Mandinka, Mandjak, Pulaar, Serer & Soninke

• 2023 McDonald's All-American ... Selected to play in the 2023 Nike Hoop Summit ... Played in the Grind Session All-Star Game

### 2023-24 HIGHLIGHTS

- **ALCORN:** Had two blocked shots and two steals and added four rebounds
- **GWU:** Added two more blocked shots and four more rebounds, adding one steal
- **UNC:** Provided some energy off the bench int he first half with a rebound and a blocked shot ... Was +4 in his 3:03 played.



### FALL'S PERSONAL BESTS

#### POINTS

Career: 4 vs Alcorn State (11/06/23)

SEC: 1 vs Auburn (01/06/24)

#### FG MADE

Career: 1 vs Alcorn State (11/06/23)

SEC: --

#### FG ATTEMPTED

Career: 2 vs Alcorn State (11/06/23)

SEC: --

#### 3-POINT FG MADE

Career: --

SEC: --

#### 3-PT FG ATTEMPTS

Career: --

SEC: --

#### FT MADE

Career: 2 vs Alcorn State (11/06/23)

SEC: 1 vs Auburn (01/06/24)

#### FT ATTEMPTED

Career: 6 vs Alcorn State (11/06/23)

SEC: 2 vs Auburn (01/06/24)

#### REBOUNDS

Career: 4 (2x) LAST vs Gardner-Webb (11/10/23)

SEC: --

#### ASSISTS

Career: --

SEC: --

#### STEALS

Career: 2 vs Alcorn State (11/06/23)

SEC: --

#### BLOCKED SHOTS

Career: 2 (2x) LAST vs Gardner-Webb (11/10/23)

SEC: --

#### MINUTES

Career: 9:35 vs Gardner-Webb (11/10/23)

SEC: 3:43 vs Auburn (01/06/24)

### BAYE FALL 2023-24 GAME STATS

Opponent	Date	GS	Min	FG	FGA	Pct	3FG	3A	Pct	FT	FTA	Pct	O	D	Tot	Avg	PF	FO	A	TO	Blk	Stl	Pts	Avg
ALCORN	11/06/23		9	1	2	.500	0	0	.000	2	6	.333	1	3	4	4.0	5	1	0	2	2	2	4	4.0
GARDNER-WEBB	11/10/23		10	0	0	.000	0	0	.000	0	2	.000	1	3	4	4.0	3	0	0	2	2	1	0	2.0
OLD DOMINION	11/13/23	DNP																						
UNC GREENSBORO	11/17/23	DNP																						
vs Stanford	11/22/23	DNP																						
vs Memphis	11/23/23	DNP																						
vs North Carolina	11/24/23		3	0	0	.000	0	0	.000	0	0	.000	0	1	1	3.0	0	0	0	0	1	0	0	1.3
DUKE	11/29/23		1	0	0	.000	0	0	.000	0	0	.000	1	0	1	2.5	0	0	0	0	0	0	0	1.0
FURMAN	12/04/23	DNP																						
vs Oklahoma	12/09/23	DNP																						
vs Lipscomb	12/16/23	DNP																						
ABILENE CHRISTIAN	12/21/23	DNP																						
UNCW	12/30/23	DNP																						
AUBURN	01/06/24		4	0	0	.000	0	0	.000	1	2	.500	0	0	0	2.0	0	0	0	0	0	0	1	1.0
Totals		0	27	1	2	.500	0	0	.000	3	10	.300	3	7	10	2.0	8	1	0	4	5	3	5	1.0

### BAYE FALL CAREER STATISTICS

Year	GP	GS	Min	Avg	FG	FGA	Pct	3FG	3FGA	Pct	FT	FTA	Pct	Off	Def	Tot	Avg	PF	FO	Ast	TO	Blk	Stl	Pts	Avg
2023-24	5	0	27	5.4	1	2	.500	0	0	.000	3	10	.300	3	7	10	2.0	8	1	0	4	5	3	5	1.0

# 11 JALEN GRAHAM

F • 6-10 • 220 • 5th Yr Sr. (1) || Phoenix, Ariz. (Mountain Pointe HS / Arizona State)

@jalengrahamm5  
@jalengrahamm

## FULL BIO/STATS

The 2023-24 season is his final year of collegiate eligibility ... Major: Sociology ... Born on April 4, 2001, in Le Grande, Ore. ... The son Susie Graham. Brother: Devin. Twin Sister: Jenah

- Second team All-PAC 12 as a junior at Arizona State (2021-22).
- Joined the Razorback program for 2022-23 after playing three seasons at Arizona State
- Played in 31 games for the Razorbacks in 2022-23 and scored 161 points, making 74-of-113 field goals ... His season FG% of .655 (74-of-113) ranks 7th on the school's single-season list

### 2023-24 HIGHLIGHTS

- **ALCORN:** Led the team with eight rebounds (six defensive) in 13:58 played ... Only led the team in rebounding twice in 2022-23.
- **OKLAHOMA:** Had a strong showing with 8 points (4-of-5 FG) with five rebounds, two assists and two blocked shots.
- **LIPSCOMB:** Had season highs in points (11), field goals made (5), field goals attempts-tied (6) and blocked shots (2) ... Was a team-best +8.
- **ACU:** Scored five of his seven points in the second half to help Arkansas in the come-from-behind win ... Added two blocked shots.
- **UNCW:** Scored a **season-high 16 points** (7-of-11 FG also season highs) with six rebounds (three offensive) and a blocked shot ... Played a season-high 26:58.
- **AUBURN:** Got his first start as a Razorback ... Was the only Hog with a positive plus/minus (+1) in the 32-point loss ... Had four offensive rebounds – six total – and added two steals.

### CAREER DOUBLE-DOUBLES (4)

SOPHOMORE (at ASU)	(3)
01/25/21 • at Arizona State	14 pts 11 reb
02/14/21 • at Oregon State	14 pts 11 reb
02/27/21 • WASHINGTON STATE	11 pts 12 reb

JUNIOR (at ASU)	(1)
02/05/22 • UCLA	16 pts 10 reb



### GRAHAM'S PERSONAL BESTS

POINTS	
Season: 16	vs UNC Wilmington (12/30/23)
Career: 26	vs Florida (02/18/23)
SEC: 26	vs Florida (02/18/23)

FG MADE	
Season: 7	vs UNC Wilmington (12/30/23)
Career: 12	vs Florida (02/18/23)
SEC: 12	vs Florida (02/18/23)

FG ATTEMPTED	
Season: 11	vs UNC Wilmington (12/30/23)
Career: 15	vs Florida (02/18/23)
SEC: 15	vs Florida (02/18/23)

3-POINT FG MADE	
Season: --	
Career: 1	vs Oregon (02/17/22)
SEC: --	

3-PT FG ATTEMPTS	
Season: --	
Career: 2 (2x)	last vs Oregon (02/17/22)
SEC: 1 (2x)	LAST vs Florida (02/18/23)

FT MADE	
Season: 3	vs Abilene Christian (12/21/23)
Career: 6 (2x)	last vs Stanford (03/05/22)
SEC: 2	vs Florida (02/18/23)

FT ATTEMPTED	
Season: 4	vs Abilene Christian (12/21/23)
Career: 8 (2x)	last vs Stanford (03/05/22)
SEC: 5	at Auburn (01/07/23)

REBOUNDS	
Season: 8	vs Alcorn State (11/06/23)
Career: 12	vs Washington State (02/27/21)
SEC: 7	vs Florida (02/18/23)

ASSISTS	
Season: 2	vs Oklahoma (12/09/23)
Career: 6	vs UCLA (02/05/22)
SEC: 2	vs Georgia (02/21/23)

STEALS	
Season: 2	vs Auburn (01/06/24)
Career: 3 (3x)	last at Southern Cal (01/24/22)
SEC: 2 (2x)	LAST vs Auburn (01/06/24)

BLOCKED SHOTS	
Season: 2 (3x)	LAST vs Abilene Christian (12/21/23)
Career: 5	vs Colorado (11/08/19)
SEC: 3	at Alabama (02/25/23)

MINUTES	
Season: 26:58	vs UNC Wilmington (12/30/23)
Career: 39:36	vs UCLA (02/05/22)
SEC: 26:59	vs Florida (02/18/23)

JALEN GRAHAM 2023-24 GAME STATS																								
Opponent	Date	GS	Min	FG	FGA	Pct	3FG	3A	Pct	FT	FTA	Pct	O	D	Tot	Avg	PF	FO	A	TO	Blk	Stl	Pts	Avg
ALCORN	11/06/23	14	4	6	.667	0	0	.000	0	2	.000	2	6	8	8.0	0	0	0	0	0	0	0	8	8.0
GARDNER-WEBB	11/10/23	8	2	3	.667	0	0	.000	0	1	.000	1	2	3	5.5	1	0	0	0	1	0	0	4	6.0
OLD DOMINION	11/13/23	6	1	3	.333	0	0	.000	0	0	.000	0	0	0	3.7	1	0	0	0	0	0	0	2	4.7
UNC GREENSBORO	11/17/23	DNP-Inj																						
vs Stanford	11/22/23	DNP-Inj																						
vs Memphis	11/23/23	DNP-Inj																						
vs North Carolina	11/24/23	DNP-Inj																						
DUKE	11/29/23	2	0	1	.000	0	0	.000	0	0	.000	0	0	0	2.8	2	0	0	0	0	1	0	0	3.5
FURMAN	12/04/23	9	1	3	.333	0	0	.000	0	0	.000	2	1	3	2.8	2	0	0	0	0	0	0	2	3.2
vs Oklahoma	12/09/23	16	4	5	.800	0	0	.000	0	0	.000	2	3	5	3.2	1	0	2	0	2	0	0	8	4.0
vs Lipscomb	12/16/23	15	5	6	.833	0	0	.000	1	2	.500	0	1	1	2.9	2	0	1	1	2	0	0	11	5.0
ABILENE CHRISTIAN	12/21/23	13	2	2	1.000	0	0	.000	3	4	.750	2	1	3	2.9	2	0	0	2	2	0	0	7	5.3
UNCW	12/30/23	26	7	11	.636	0	0	.000	2	2	1.000	3	3	6	3.2	2	0	0	2	1	0	0	16	6.4
AUBURN	01/06/24	*	20	2	8	.250	0	0	.000	0	0	.000	4	2	6	3.5	2	0	0	0	0	2	4	6.2
Totals		1	129	28	48	.583	0	0	.000	6	11	.545	16	19	35	3.5	15	0	3	5	8	3	62	6.4

JALEN GRAHAM CAREER STATISTICS																			
Year	GP	GS	Min	Avg	FG	FGA	Pct	3FG	3FGA	Pct	FT	FTA	Pct	Off	Def	Tot	Avg	PF	FO
2019-20 (ASU)	28	2	304	10.9	42	61	.689	0	0	.000	5	14	.357	34	43	77	2.8	49	0
2020-21 (ASU)	21	19	512	24.4	72	131	.550	0	1	.000	26	45	.578	37	69	106	5.0	68	4
2021-22 (ASU)	29	22	682	23.5	124	255	.486	1	18	.056	38	72	.528	35	97	132	4.6	85	2
2022-23 (ARK)	31	0	290	9.4	74	113	.655	0	3	.000	13	35	.371	23	47	70	2.3	38	0
2023-24 (ARK)	10	1	129	12.9	28	48	.583	0	0	.000	6	11	.545	16	19	35	3.5	15	0
TOTAL	119	44	1917	16.1	295	608	.485	1	22	.045	88	177	.497	145	275	420	3.5	255	6

# 12 TRAMON MARK

6 • 6-6 • 185 • Jr. (3) || Dickinson, Texas (Dickinson HS / Houston)

@realbuckets11  
@tramonmark

## FULL BIO/STATS

Pronounced: Truh-Mon

Including 2023-24, has THREE years of collegiate eligibility ... Major: Sociology ... Born on Sept. 30, 2001, in Nassau Bay, Texas ... Son of Truitt and Vertresa Mark ... Brother: Ivory. Sister: Chloe

### • 1 OF 20 ON THE JERRY WEST SHOOTING GUARD OF THE YEAR WATCH LIST

### • NAMED TO THE FIVE-MAN BATTLE 4 ATLANTIS ALL-TOURNAMENT TEAM

• Played 76 games with 41 starts in two-plus seasons at Houston, seeing action in just seven games in 2021-22 due to a season-ending shoulder injury

• Played in all 32 games as a freshman, averaging 7.8 points and 3.0 rebounds, as the Cougars reached the NCAA Final Four

• Last season, he started all 31 games and averaged 10.1 points and 4.9 rebounds as the top-seeded Cougars reached the NCAA Sweet 16 ... In fact, he scored a career-high 26 points versus Auburn to put Houston in the Sweet 16

• Was injured in the final minutes of the North Carolina game (after he had scored 34 points) ... Missed the Duke game.

- Only scored 15 combined points vs Furman and Oklahoma ... **HOWEVER, his last 4 games, averaging 17.5 ppg (70 pts)**

### IN THE SEC RANKINGS

4th in FG% (.543)

7th in PPG (16.5 avg)

9th in FG Made (75)

11th in FT Made (47)

### 2023-24 HIGHLIGHTS

• **ALCORN:** Made a **career-high four 3-pointers** (4-of-6) with three assists and a season high 6 boards

• **UNCG:** Scored a season-best 21 points ... Tied his **career-high with nine FG made** and played a **career-high 37:53**.

• **BATTLE 4 ATLANTIS: NAMED TO THE FIVE-MAN ALL-TOURNAMENT TEAM ... STANFORD:** Just missed his career high with a team-best 25 points ... **Made (12) and attempted (15) career highs at the free throw line** ... Scored 19 of his 25 points in the second half and the overtimes ... Made a 3-pointer with 2:06 left in regulation to tie the game at 54 ... His layup with 19 seconds left proved to be the game winner ... **Played a career-high 41:08 ... UNC:** Scored a **career-high 34 points**, making a **career-high 13 FG (13-of-17)** and **tied career-high with 4 3's made (4-of-6)** ... Scored 20 in the first half, going 8-of-8 from the field (2-of-2 3PT) ... Also led the team with five rebounds.

• **FURMAN:** After missing the Duke game, came off the bench to play 26:27 ... Scored seven points with two assists and two steals.

• **LIPSCOMB:** Came off the bench and led the team with 17 points (15 in the first half) ... Made his first three 3's ... Added three rebounds and three assists.

• **ACU:** Recorded his **first career double-double** with 25 points and a **career-high 11 rebounds** (nine defensive and his first two offensive this season) ... Played all 20 minutes of the second half, scoring 17 points (7-of-9 FG / 2-of-2 3PT) and grabbing seven rebounds, as Arkansas turned a seven-point halftime deficit into a 10-point win.

• **UNCW:** His solid game was lost in the shuffle of three other impressive performances ... Scored 18 points (5-of-8 FG / 1-of-2 3PT / 7-of-8 FT).

### TRAMON MARK 2023-24 GAME STATS

Opponent	Date	GS	Min	FG	FGA	Pct	3FG	3A	Pct	FT	FTA	Pct	O	D	Tot	Avg	PF	FO	A	T	Blk	Stl	Pts	Avg	
ALCORN	11/06/23	*	21	6	8	.750	4	6	.667	0	0	.000	0	1	1	1.0	0	0	3	1	0	1	16	16.0	
GARDNER-WEBB	11/10/23	*	27	6	12	.500	0	2	.000	2	4	.500	0	3	3	2.0	2	0	2	1	1	0	14	15.0	
OLD DOMINION	11/13/23	*	21	2	7	.286	1	3	.333	2	2	1.000	0	6	6	3.3	4	0	1	0	0	0	7	12.3	
UNC GREENSBORO	11/17/23	*	38	9	15	.600	0	2	.000	3	5	.600	0	2	2	3.0	3	0	1	2	0	3	21	14.5	
vs Stanford	11/22/23	*	41	6	15	.400	1	4	.250	12	15	.800	0	1	1	2.6	4	0	1	1	0	1	25	16.6	
vs Memphis	11/23/23	*	26	4	9	.444	0	2	.000	4	5	.800	0	1	1	2.3	3	0	0	1	0	1	12	15.8	
vs North Carolina	11/24/23	*	33	13	17	.765	4	6	.667	4	7	.571	0	5	5	2.7	3	0	0	1	1	0	34	18.4	
DUKE	11/29/23	DNP-Inj																							
FURMAN	12/04/23		26	3	6	.500	0	2	.000	1	2	.500	0	3	3	2.8	3	0	2	4	1	2	7	17.0	
vs Oklahoma	12/09/23	*	33	3	7	.429	0	2	.000	2	2	1.000	0	2	2	2.7	3	0	2	1	0	0	8	16.0	
vs Lipscomb	12/16/23		31	6	12	.500	3	4	.750	2	2	1.000	0	3	3	2.7	3	0	3	2	1	0	17	16.1	
ABILENE CHRISTIAN	12/21/23		35	9	14	.643	2	2	1.000	5	6	.833	2	9	11	3.5	2	0	2	2	0	0	25	16.9	
UNCW	12/30/23	*	24	5	8	.625	1	2	.500	7	8	.875	1	1	2	3.3	5	1	1	0	1	1	18	17.0	
AUBURN	01/06/24	*	29	3	8	.375	1	3	.333	3	4	.750	1	4	5	3.5	1	0	2	1	0	0	10	16.5	
Totals			10	385	75	138	.543	17	40	.425	47	62	.758	4	41	45	3.5	36	1	20	17	5	9	214	16.5

### TRAMON MARK CAREER STATISTICS

Year	GP	GS	Min	Avg	FG	FGA	Pct	3FG	3FGA	Pct	FT	FTA	Pct	Off	Def	Tot	Avg	PF	FO	Ast	TO	Blk	Stl	Pts	Avg
2020-21 (UH)	32	4	642	20.1	85	224	.379	19	73	.260	62	81	.765	24	71	95	3.0	55	1	55	37	5	30	251	7.8
2021-22 (UH) *	7	0	143	20.4	25	55	.455	5	18	.278	16	17	.941	3	14	17	2.4	17	0	17	10	2	10	71	10.1
2022-23 (UH)	37	37	1088	29.4	128	328	.390	29	119	.328	80	102	.784	47	134	181	4.9	71	1	67	45	15	39	375	10.1
2023-24 (ARK)	13	10	385	29.6	75	138	.543	17	40	.425	47	62	.758	4	41	45	3.5	36	1	20	17	5	9	214	16.5
TOTAL	89	51	2258	25.4	313	745	.420	70	250	.280	205	262	.782	78	260	338	3.8	179	3	159	109	27	88	901	10.1

\* - Received a medical redshirt



### MARK'S PERSONAL BESTS

#### POINTS

Season: 34 vs North Carolina (11/24/23)

Career: 34 vs North Carolina (11/24/23)

SEC: 10 vs Auburn (01/06/24)

#### FG MADE

Season: 13 vs North Carolina (11/24/23)

Career: 13 vs North Carolina (11/24/23)

SEC: 3 vs Auburn (01/06/24)

#### FG ATTEMPTED

Season: 17 vs North Carolina (11/24/23)

Career: 17 (3x) LAST vs North Carolina (11/24/23)

SEC: 8 vs Auburn (01/06/24)

#### 3-POINT FG MADE

Season: 4 (2x) LAST vs North Carolina (11/24/23)

Career: 4 (2x) LAST vs North Carolina (11/24/23)

SEC: 1 vs Auburn (01/06/24)

#### 3-PT FG ATTEMPTS

Season: 6 (2x) LAST vs North Carolina (11/24/23)

Career: 8 vs South Carolina (12/05/20)

SEC: 3 vs Auburn (01/06/24)

#### FT MADE

Season: 12 vs Stanford (11/22/23)

Career: 12 vs Stanford (11/23/23)

SEC: 3 vs Auburn (01/06/24)

#### FT ATTEMPTED

Season: 15 vs Stanford (11/22/23)

Career: 15 vs Stanford (11/22/23)

SEC: 4 vs Auburn (01/06/24)

#### REBOUNDS

Season: 11 vs Abilene Christian 12/21/23

Career: 11 vs Abilene Christian 12/21/23

SEC: 5 vs Auburn (01/06/24)

#### ASSISTS

Season: 3 (2x) LAST vs Lipscomb (12/16/23)

Career: 7 vs Cincinnati (03/14/21)

SEC: 2 vs Auburn (01/06/24)

#### STEALS

Season: 3 vs UNC Greensboro (11/17/23)

Career: 4 vs Tulane (02/22/23)

SEC: --

#### BLOCKED SHOTS

Season: 1 (4x) LAST vs Lipscomb (12/16/23)

Career: 2 (3x) LAST vs Tulsa (02/08/23)

SEC: --

#### MINUTES

Season: 41:08 vs Stanford (11/22/23)

Career: 41:08 vs Stanford (11/22/23)

SEC: 29:38 vs Auburn (01/06/24)

# 15 MAKHI MITCHELL

F/C • 6-10 • 240 • 5th Yr Sr. (1) || Washington, D.C. (Woodrow Wilson HS / Rhode Island)

@mothekid03  
@thats\_khi

## FULL BIO/STATS

Pronounced: Ma-KI

The 2023-24 season is his final year of collegiate eligibility ... Major: Sociology ... Born on Jan. 31, 2000, in Washington, D.C. ... Son of Maria Mitchell ... Has a twin brother (Makhel) that plays at Little Rock

- Joined the Razorback squad with his twin Makhel for 2022-23 after they played two seasons at Rhode Island and one at Maryland ... Makhel now plays at Little Rock ... Makhi is the older of the twins by two minutes.
- His season FG% of .662 (104-of-157) in 2022-23 ranks fourth on the Razorback single-season list ... Was 1 of 4 Hogs to play all 36 games in 2022-23 ... Started 31 games

• Ranks 11th in the SEC with 15 blocked shots

### 2023-24 HIGHLIGHTS

- GWU:** In 17 minutes, was a team-best +23 ... Had five points, five rebounds, two assists and four blocked shots.
- ODU:** Played what Coach Muss said was his best all-around game at Arkansas ... Had a double-double (15 points and 10 rebounds) and was 6-of-7 from the field ... Mitchell's 15 points tied his best point production as a Razorback and it was his 11th career double-double and 15th career game with double-digit rebounds.
- DUKE:** Led the team with a +12, making all three of his shots to scored six points ... Added three rebounds, an assist and a steal.
- OKLAHOMA:** Led the team with six rebounds and three blocked shots while adding nine points (making a season-high 5-of-6 at the line), two steals and two assists.
- LIPSCOMB:** Was 6-of-6 from the field and scored 12 points ... Added five rebounds and a blocked shot.

### CAREER DOUBLE-DOUBLES (11)

<b>SOPHOMORE (at URI)</b>	<b>(1)</b>
12/02/20 • SETON HALL	11 pts 11 reb
<b>JUNIOR (at URI)</b>	<b>(7)</b>
11/12/21 • BRYANT	11 pts 18 reb
11/27/21 • GEORGIA STATE	10 pts 12 reb
12/13/21 • at Milwaukee	16 pts 10 reb
01/28/22 • at Dayton	12 pts 11 reb
02/05/22 • UMASS	13 pts 13 reb
02/12/22 • DAVIDSON	16 pts 11 reb
02/19/22 • at George Washington	13 pts 10 reb
<b>SENIOR (at ARK)</b>	<b>(2)</b>
12/06/22 • UNC GREENSBORO	13 pts 14 reb
02/18/23 • FLORIDA	10 pts 10 reb
<b>5th-YR SENIOR (at ARK)</b>	<b>(1)</b>
11/13/23 • OLD DOMINION	15 pts 11 reb



### MAKHI'S PERSONAL BESTS

<b>POINTS</b>	
Season: 15	vs Old Dominion (11/13/23)
Career: 19	vs American Int'l (01/02/22)
SEC: 11	at Vanderbilt (01/14/23)
<b>FG MADE</b>	
Season: 6 (2x)	vs Lipscomb (12/16/23)
Career: 7 (2x)	last Am International (01/02/22)
SEC: 4	at Vanderbilt (01/14/23)
<b>FG ATTEMPTED</b>	
Season: 7	vs Old Dominion (11/13/23)
Career: 12	at VCU (02/08/22)
SEC: 7	at Vanderbilt (01/14/23)
<b>3-POINT FG MADE</b>	
Season: --	
Career: 1 (8x)	LAST at Vanderbilt (01/14/23)
SEC: 1	at Vanderbilt (01/14/23)
<b>3-PT FG ATTEMPTS</b>	
Season: --	
Career: 3	at Saint Joseph's (03/05/22)
SEC: 1	at Vanderbilt (01/14/23)
<b>FT MADE</b>	
Season: 5	vs Oklahoma (12/09/23)
Career: 8	vs George Mason (11/21/19)
SEC: 5	at Missouri (01/18/23)
<b>FT ATTEMPTED</b>	
Season: 6	vs Oklahoma (12/09/23)
Career: 12 (2x)	last vs G. Washington (01/22/22)
SEC: 6 (2x)	LAST at Missouri (01/18/23)
<b>REBOUNDS</b>	
Season: 11	vs Old Dominion (11/13/23)
Career: 18	vs Bryant (11/21/21)
SEC: 12	at LSU (12/28/22)
<b>ASSISTS</b>	
Season: 2 (2x)	LAST vs Oklahoma (12/09/23)
Career: 8	at UMass (01/15/22)
SEC: 4	vs Georgia (02/21/23)
<b>STEALS</b>	
Season: 2 vs Oklahoma (12/09/23)	
Career: 3 (5x)	LAST vs UNCA (12/21/22)
SEC: 1 (3x)	LAST vs Texas A&M (01/31/23)
<b>BLOCKED SHOTS</b>	
Season: 4	vs Gardner-Webb (11/10/23)
Career: 6	vs Saint Louis (03/03/22)
SEC: 3 (3x)	LAST vs Texas A&M (01/31/23)
<b>MINUTES</b>	
Season: 29:25	vs Old Dominion (11/13/23)
Career: 30:39	at Geo Washington (02/19/22)
SEC: 35:53	at LSU (12/28/22)

### MAKHI MITCHELL 2023-24 GAME STATS

Opponent	Date	GS	Min	FG	FGA	Pct	3FG	3A	Pct	FT	FTA	Pct	O	D	Tot	Avg	PF	FO	A	TO	Blk	Stl	Pts	Avg
ALCORN	11/06/23	4	0	0	.000	0	0	.000	0	0	.000	0	0	0	0.0	0	1	0	0	0	0	0	0	0.0
GARDNER-WEBB	11/10/23	17	1	2	.500	0	0	.000	3	4	.750	1	4	5	2.5	1	1	0	2	1	4	0	5	2.5
OLD DOMINION	11/13/23	30	6	7	.857	0	0	.000	3	5	.600	3	7	10	5.0	1	0	1	0	1	0	15	6.7	
UNC GREENSBORO	11/17/23	8	1	1	1.000	0	0	.000	0	0	.000	0	0	0	3.8	4	0	1	2	1	0	2	5.5	
vs Stanford	11/22/23	*	17	3	7	.429	0	0	.000	0	0	.000	2	1	3	3.6	0	0	0	1	0	1	6	5.6
vs Memphis	11/23/23	*	17	2	2	1.000	0	0	.000	0	1	.000	0	2	2	3.3	4	0	1	2	2	0	4	5.3
vs North Carolina	11/24/23	*	11	2	5	.400	0	0	.000	1	1	1.000	0	1	1	3.0	5	1	0	1	0	0	5	5.3
DUKE	11/29/23	10	3	3	1.000	0	0	.000	0	0	.000	0	3	3	3.0	4	0	1	0	0	1	6	5.4	
FURMAN	12/04/23	12	4	5	.800	0	0	.000	0	0	.000	1	1	2	2.9	1	0	1	3	0	1	8	5.7	
vs Oklahoma	12/09/23	27	2	3	.667	0	0	.000	5	6	.833	1	5	6	3.2	1	0	2	0	3	2	9	6.0	
vs Lipscomb	12/16/23	19	6	6	1.000	0	0	.000	0	0	.000	1	4	5	3.4	1	0	0	0	1	0	12	6.5	
ABILENE CHRISTIAN	12/21/23	8	0	1	.000	0	0	.000	1	2	.500	0	3	3	3.3	3	0	1	2	1	0	1	6.1	
UNCW	12/30/23	3	0	0	.000	0	0	.000	0	0	.000	0	1	1	3.2	1	0	0	1	2	0	0	5.6	
AUBURN	01/06/24	9	1	3	.333	0	0	.000	0	0	.000	0	3	3	3.1	1	0	1	0	0	0	2	5.4	
Totals		3	192	31	45	.689	0	0	.000	13	19	.684	9	35	44	3.1	28	1	11	13	15	5	75	5.4

### MAKHI MITCHELL CAREER STATISTICS

Year	GP	GS	Min	Avg	FG	FGA	Pct	3FG	3FGA	Pct	FT	FTA	Pct	Off	Def	Tot	Avg	PF	FO	Asst	TO	Blk	Stl	Pts	Avg
2019-20 (MD)	12	6	111	9.2	12	34	.353	0	0	.000	12	22	.545	10	29	39	3.3	19	0	2	8	8	2	36	3.0
2020-21 (URI)	7	2	112	16.1	12	26	.462	0	0	.000	17	28	.607	6	28	34	4.9	22	1	2	10	4	4	41	5.9
2021-22 (URI)	31	27	749	24.1	121	232	.522	7	23	.304	59	113	.522	50	175	225	7.3	91	2	48	87	43	30	308	9.9
2022-23 (ARK)	36	31	727	20.2	104	157	.662	1	1	1.000	43	66	.652	58	134	192	5.3	97	7	39	33	49	31	252	7.0
2023-24 (ARK)	14	3	192	13.7	31	45	.689	0	0	.000	13	19	.684	9	35	44	3.1	28	1	11	13	15	5	75	5.4
<b>TOTAL</b>	<b>100</b>	<b>69</b>	<b>1891</b>	<b>18.9</b>	<b>280</b>	<b>494</b>	<b>.567</b>	<b>8</b>	<b>24</b>	<b>.333</b>	<b>144</b>	<b>248</b>	<b>.581</b>	<b>133</b>	<b>401</b>	<b>534</b>	<b>5.3</b>	<b>257</b>	<b>11</b>	<b>102</b>	<b>151</b>	<b>119</b>	<b>72</b>	<b>712</b>	<b>7.1</b>

# 24 JEREMIAH DAVENPORT

6 • 6-6 • 215 • Grad Sr. (1) || Cincinnati, Ohio (Hargrave Military (Va.) Acad. / Cincinnati)

@J24Davenport  
@jaydav2x

## FULL BIO/STATS

2023-24 is his final year of collegiate eligibility ... Graduated from Cincinnati (2023) - Interdisciplinary Studies ... Pursuing a second undergraduate degree from Arkansas in Arts & Sciences ... Born on Sept. 24, 1999, in Cincinnati, Ohio ... Son of the late Darren Davenport and Sheila Davenport ... Brothers: Michael & Joshua. Sisters: Gabrielle, Naomi & Deborah.

- Comes to Arkansas after playing four seasons at Cincinnati ... For his career, he played 109 games with 61 starts and averaged 9.7 points (1,060 total) and 4.2 rebounds while shooting 34.7% (205-590) from 3-point range and 78.4% (145-185) from the free throw line
- Comes from a basketball family with mother Sheila (Morehead State), father Darren (Alcorn State), brother Michael (St. Deborah (Northwest Florida, current) playing college basketball

FROM 3 PT: 1st SIX GAMES: 4-of-18 (22.2%) LAST 4 GAMES: 6-of-18 (33.3%)

Arkansas is 5-1 with Davenport in the starting lineup


### 2023-24 HIGHLIGHTS

- DUKE:** Drew the start and scored six points thanks to a pair of 3-pointers late in the first half ... The second coming with 24 second left to give Arkansas a one-point lead.
- OKLAHOMA:** Scored a season-high 12 points, making two 3's and four FT.
- LIPSCOMB:** Had his best stat sheet stuffer game with nine points, four rebounds, three assists and two steals.

### CAREER DOUBLE-DOUBLES (4)

**SOPHOMORE (at Cincy) (1)**  
01/07/21 • at SMU 18 pts 10 reb

**JUNIOR (at Cincy) (3)**  
01/01/22 • TULANE 19 pts 10 reb  
02/15/22 • MEMPHIS 20 pts 11 reb  
02/23/22 • at UCF 150 pts 12 reb



### DAVENPORT'S PERSONAL BESTS

#### POINTS

Season: 12 vs Oklahoma (12/09/23)

Career: 27 vs Tulane (02/26/21)

SEC:

#### FG MADE

Season: 3 (3x) LAST vs Lipscomb (12/16/23)

Career: 10 vs Tulane (02/26/21)

SEC:

#### FG ATTEMPTED

Season: 10 vs Lipscomb (12/16/23)

Career: 16 (2x) LAST vs East Carolina (02/26/21)

SEC:

#### 3-POINT FG MADE

Season: 2 (4x) LAST vs Lipscomb (12/16/23)

Career: 7 (2x) LAST vs Tulsa (01/20/22)

SEC:

#### 3-PT FG ATTEMPTS

Season: 6 (2x) LAST vs Lipscomb (12/16/23)

Career: 11 (2x) LAST vs Houston (03/11/22)

SEC:

#### FT MADE

Season: 4 vs Oklahoma (12/09/23)

Career: 5 (6x) LAST vs Temple (02/20/22)

SEC:

#### FT ATTEMPTED

Season: 6 vs Oklahoma (12/09/23)

Career: 9 vs Tulane (01/01/22)

SEC:

#### REBOUNDS

Season: 4 vs Lipscomb (12/16/23)

Career: 12 at UCF (02/23/22)

SEC:

#### ASSISTS

Season: 3 (2x) vs Lipscomb (12/16/23)

Career: 6 (2x) LAST vs Louisville (11/23/22)

SEC:

#### STEALS

Season: 2 vs Lipscomb (12/16/23)

Career: 4 vs SMU (03/12/21)

SEC:

#### BLOCKED SHOTS

Season: 2 vs UNC Greensboro (11/17/23)

Career: 2 (4x) LAST vs UCGC (11/17/23)

SEC:

#### MINUTES

Season: 27:11 vs Lipscomb (12/16/23)

Career: 37:16 vs Vanderbilt (03/04/21)

SEC:

### JEREMIAH DAVENPORT 2023-24 GAME STATS

Opponent	Date	GS	Min	FG	FGA	Pct	3FG	3A	Pct	FT	FTA	Pct	O	D	Tot	Avg	PF	FO	A	TO	Blk	Stl	Pts	Avg
ALCORN	11/06/23	19	1	6	.167	1	6	.167	0	0	.000	2	1	3	3.0	1	0	3	0	1	0	3	3.0	
GARDNER-WEBB	11/10/23	12	1	5	.200	1	3	.333	2	2	1.000	1	2	3	3.0	0	0	0	1	1	0	5	4.0	
OLD DOMINION	11/13/23	13	1	4	.250	1	2	.500	0	0	.000	0	1	1	2.3	0	0	0	0	0	0	3	3.7	
UNC GREENSBORO	11/17/23	*	6	0	1	.000	0	1	.000	0	0	.000	0	0	0	1.8	1	0	0	2	0	0	2.8	
vs Stanford	11/22/23	*	10	0	1	.000	0	1	.000	0	0	.000	0	0	0	1.4	1	0	0	1	0	0	2.2	
vs Memphis	11/23/23	DNP-Inj																						
vs North Carolina	11/24/23	25	3	8	.375	1	5	.200	2	2	1.000	0	1	1	1.3	3	0	1	2	0	1	9	3.3	
DUKE	11/29/23	*	15	2	4	.500	2	4	.500	0	0	.000	0	0	0	1.1	0	0	1	0	1	0	6	3.7
FURMAN	12/04/23	*	11	2	4	.500	0	2	.000	0	0	.000	0	0	0	1.0	1	0	1	0	1	4	3.8	
vs Oklahoma	12/09/23	18	3	6	.500	2	5	.400	4	6	.667	0	1	1	1.0	1	0	0	1	0	1	12	4.7	
vs Lipscomb	12/16/23	*	27	3	10	.300	2	6	.333	1	2	.500	2	2	4	1.3	1	0	3	1	0	2	9	5.1
ABILENE CHRISTIAN	12/21/23	*	5	0	2	.000	0	2	.000	0	0	.000	0	1	1	1.3	1	0	0	0	0	0	0	4.6
UNCW	12/30/23	4	1	2	.500	0	0	.000	0	0	.000	1	0	1	1.3	2	0	0	0	0	0	2	4.4	
AUBURN	01/06/24	DNP																						
Totals		6	165	17	53	.321	10	37	.270	9	12	.750	6	9	15	1.3	12	0	9	6	6	5	53	4.4

### JEREMIAH DAVENPORT CAREER STATISTICS

Year	GP	GS	Min	Avg	FG	FGA	Pct	3FG	3FGA	Pct	FT	FTA	Pct	Off	Def	Tot	Avg	PF	FO	Ass	TO	Blk	Stl	Pts	Avg
2019-20 (UC)	18	0	122	6.8	10	30	.333	2	14	.143	13	17	.765	6	12	18	1.0	18	0	2	11	0	6	35	1.9
2020-21 (UC)	23	14	656	28.5	96	210	.457	48	127	.378	30	39	.769	29	86	115	5.0	42	0	39	42	3	19	270	11.7
2021-22 (UC)	32	32	861	26.9	144	366	.393	83	231	.359	58	76	.763	53	122	175	5.5	80	2	24	42	11	19	429	13.4
2022-23 (UC)	36	15	919	25.5	105	299	.351	72	218	.330	44	53	.830	38	113	151	4.2	60	2	53	24	11	27	326	9.1
2023-24 (ARK)	12	6	165	13.8	17	53	.321	10	37	.270	9	12	.750	6	9	15	1.3	12	0	9	6	6	5	53	4.4
TOTAL	113	67	2723	24.1	372	958	.388	215	627	.343	154	197	.782	132	342	474	4.2	212	4	127	125	31	76	1113	9.8

## 21 CADE ARBOGAST

**G • 6-3 • 175 • Grad. Sr. (1) || Concord, Calif. (De La Salle HS / Lane (Ore.) CC)**

**@cadearbogast**

**@cadearbogast**

2023-24 is his final year of collegiate eligibility  
Graduated from Arkansas (2023) - B.S. in Communications  
Pursuing a second undergraduate degree from Arkansas in Arts & Sciences  
Born on August 23, 2000, in Walnut Creek, Calif. • Son of Peter and Carol Arbogast • Sister: Riley

• Third-year walkon ... Was on scholarship for the spring semester of 2022

• Named to the **2022-23 SEC Winter Academic Honor Roll ... On the Department's AD Honor Roll (3.5-3.99 GPA) for Fall 2023.**

### 2022-23 (Jr.at Arkansas):

• Scored his first collegiate points – a 3-pointer (1:32 in the 2nd half) [that blew the roof off Bud Walton Arena](#) – in the San Jose State win.

### 2021-22 (So. at Arkansas):

• Came to Arkansas as a walkon but earned a scholarship on Jan. 21 ([watch](#)) ... Played in four games, including the NCAA second-round win over New Mexico State ... Grabbed three rebounds and added an assist in the win at Georgia.



### CADE ARBOGAST CAREER STATISTICS

Year	GP	GS	Min	Avg	FG	FGA	Pct	3FG	3FGA	Pct	FT	FTA	Pct	Off	Def	Tot	Avg	PF	FO	Ast	TO	Blk	Stl	Pts	Avg
2021-22	4	0	3	0.8	0	4	.000	0	2	.000	0	0	.000	2	1	3	0.8	0	0	1	0	0	0	0	0.0
2022-23	8	0	11	1.4	1	4	.250	1	4	.250	0	0	.000	0	1	1	0.1	1	0	0	0	0	0	3	0.4
2023-24	3	0	4	1.3	0	2	.000	0	0	.000	0	0	.000	0	0	0	0.0	1	0	0	0	0	0	0	0.0
TOTAL	16	0	20	1.3	1	10	.100	1	6	.167	0	0	.000	2	2	4	0.3	2	0	1	0	0	0	3	0.2

## 45 LAWSON BLAKE

**F • 6-10 • 240 • Jr. (2) || Fayetteville, Ark. (Link Year (Mo.) Prep)**

**@lawsonblake**

**@lawson.blake**

Including 2023-24, has TWO years of collegiate eligibility  
Major: Exercise Science  
Born on January 3, 2002, in San Antonio, Texas  
Son of Larry and Allison Blake • Siblings: Carolina, Walker and Macey

• Third-year walkon

• Participated in the SEC Leadership Council in the summer of 2023.

• Named to the **SEC First-Year Academic Honor Roll (2021-22)** and the **2022-23 SEC Winter Academic Honor Roll.**

• Made the University's Chancellor's List (4.0 GPA) and the **Department's Champions Honor Roll (4.0 GPA) for Fall 2022 and Fall 2023.**

### 2023-24 (Junior):

• Grabbed a rebound and went 1-for-2 at the line versus Alcorn State

### 2022-23 (Sophomore):

• Played in nine games ... Scored his first career points in the win over Georgia, converting an old-fashion, 3-point play with 27 seconds left ... Grabbed his first career rebound in the win over Fordham ... Had a career-high two boards versus UNC Asheville.

### 2021-22 (Freshman):

• Made the team as a walkon ... Played in five games, including Arkansas' second-round NCAA Tournament win over New Mexico State.



### LAWSON BLAKE CAREER STATISTICS

Year	GP	GS	Min	Avg	FG	FGA	Pct	3FG	3FGA	Pct	FT	FTA	Pct	Off	Def	Tot	Avg	PF	FO	Ast	TO	Blk	Stl	Pts	Avg
2021-22	5	0	5	1.0	0	0	.000	0	0	.000	0	0	.000	0	0	0	0.0	0	0	0	0	0	0	0	0.0
2022-23	9	0	13	1.4	1	4	.250	0	0	.000	1	3	.333	1	3	4	0.4	1	0	0	1	0	0	3	0.3
2023-24	2	0	2	1.0	0	0	.000	0	0	.000	1	2	.500	0	1	1	0.5	0	0	0	0	0	0	1	0.5
TOTAL	16	0	20	1.3	1	4	.250	0	0	.000	2	5	.400	1	4	5	0.3	1	0	0	1	0	0	4	0.3

## FULL BIO/STATS

## FULL BIO/STATS

# ARKANSAS RAZORBACKS

## 2023-24 SEASON RESULTS & LEADERS

RECORD:	OVERALL	HOME	AWAY	NEUTRAL
ALL GAMES	9-5	7-2	0-0	2-3
CONFERENCE	0-1	0-1	0-0	0-0
NON-CONFERENCE	9-4	7-1	0-0	2-3

DATE	TIME (CT)	R A N K	OPPONENT	TV	RESULT	ATTEND	RECORD	(SEC)	HIGH POINTS	HIGH REBOUNDS
11/06/23	7:00 pm	14/14 --/--	ALCORN	SEC Network Plus	W 93-59	19200	1-0	--	(21)Khalif Battle	(8)Jalen Graham
11/10/23	7:00 pm	14/14 --/--	GARDNER-WEBB	SEC Network Plus	W 86-68	19200	2-0	--	(21)Khalif Battle	(7)Trevon Brazile
11/13/23	7:00 pm	14/14 --/--	OLD DOMINION	SEC Network Plus	W 86-77	19200	3-0	--	(17)El Ellis	(10)Makhi Mitchell
11/17/23	7:00 pm	14/14 --/--	UNC GREENSBORO	SEC Network Plus	72-78 L	19200	3-1	--	(21)Tramon Mark	(9)Trevon Brazile
11/22/23	7:30 pm	+ 20/RV --/--	vs Stanford	ESPNU	20T W 77-74	820	4-1	--	(25)Tramon Mark	(17)Trevon Brazile
11/23/23	5:00 pm	+ 20/RV RV/RV	vs Memphis	ESPN	79-84 L	982	4-2	--	(21)Khalif Battle	(10)Trevon Brazile
11/24/23	1:00 pm	+ 20/RV 14/14	vs North Carolina	ESPN2	72-87 L	1456	4-3	--	(34)Tramon Mark	(5)Tramon Mark
11/29/23	8:25 pm	% RV/RV 7/7	DUKE	ESPN	W 80-75	✓ 20344	5-3	--	(21)Khalif Battle	(11)Trevon Brazile
12/04/23	7:00 pm	RV/-- --/--	FURMAN	SEC Network Plus	W 97-83	19200	6-3	--	(25)Khalif Battle	(10)Davonte Davis
12/09/23	3:00 pm	@ RV/-- 19/22	vs Oklahoma	ESPN2	70-79 L	17485	6-4	--	(13)Khalif Battle	(6)Makhi Mitchell
12/16/23	5:15 pm	& --/-- --/--	vs Lipscomb	SEC Network Plus	W 69-66	16361	7-4	--	(17)Tramon Mark	(6)Trevon Brazile
12/21/23	6:00 pm	--/-- --/--	ABILENE CHRISTIAN	SEC Network	W 83-73	19200	8-4	--	(25)Tramon Mark	(11)Tramon Mark
12/30/23	4:00 pm	--/-- --/--	UNCW	SEC Network	W 106-90	19200	9-4	--	(32)Keyon Menifield Jr.	(8)Trevon Brazile
01/06/24	1:00 pm	* --/-- 25/24	AUBURN	ESPN2	51-83 L	19200	9-5	0-1	(14)Keyon Menifield Jr.	(7)Trevon Brazile

✓ - Bud Walton Arena Record

Home Games in CAPS | \* - Southeastern Conference game | + Bad Boy Mowers Battle 4 Atlantis (Paradise Island, Bahamas - Imperial Arena) | % - SEC/ACC Challenge | @ - played in Tulsa, Okla. (BOK Center) | & - played in North Little Rock (Simmons Bank Arena) | ^ - SEC Tournament (Nashville, Tenn. - Bridgestone Arena) |

ATTENDANCE SUMMARY	GAMES	TOTALS	AVG/GAME
HOME	9	173944	19327
AWAY	0	0	0
NEUTRAL	5	37104	7421
TOTAL	14	211048	15075

# ARKANSAS RAZORBACKS

## 2023-24 COMBINED REPORT

RECORD:	OVERALL	HOME	AWAY	NEUTRAL
ALL GAMES	9-1	7-2	0-0	2-3
CONFERENCE	0-1	0-1	0-0	0-0
NON-CONFERENCE	9-4	7-1	0-0	2-3

#	Player	GP	GS	Min	Avg	• TOTAL •			• 3-PTS •			• REBOUNDS •				PF		FO		A TO Blk Stl				Pts Avg		
						FG	FGA	Pct	3FG	FGA	Pct	FT	FTA	Pct	Off											Def
12	Tramon Mark	13	10	385	29.6	75	138	.543	17	40	.425	47	62	.758	4	41	45	3.5	36	1	20	17	5	9	214	16.5
1	Keyon Menifield Jr.	4	2	114	28.5	18	40	.450	7	20	.350	16	24	.667	3	13	16	4.0	4	0	13	9	0	1	59	14.8
0	Khalif Battle	14	0	322	23.0	46	116	.397	24	58	.414	74	90	.822	1	38	39	2.8	37	2	15	21	1	6	190	13.6
2	Trevon Brazile	14	14	393	28.1	49	97	.505	16	40	.400	25	35	.714	28	68	96	6.9	32	1	9	25	22	10	139	9.9
4	Davonte Davis	14	13	433	30.9	34	94	.362	10	37	.270	20	28	.714	14	47	61	4.4	36	0	38	18	0	9	98	7.0
11	Jalen Graham	10	1	129	12.9	28	48	.583	0	0	.000	6	11	.545	16	19	35	3.5	15	0	3	5	8	3	62	6.2
3	El Ellis	14	8	229	16.4	26	71	.366	6	25	.240	20	26	.769	3	22	25	1.8	11	0	26	17	2	4	78	5.6
15	Makhi Mitchell	14	3	192	13.7	31	45	.689	0	0	.000	13	19	.684	9	35	44	3.1	28	1	11	13	15	5	75	5.4
8	Chandler Lawson	14	10	209	14.9	30	53	.566	4	10	.400	8	14	.571	15	39	54	3.9	27	0	6	9	20	6	72	5.1
24	Jeremiah Davenport	12	6	165	13.8	17	53	.321	10	37	.270	9	12	.750	6	9	15	1.3	12	0	9	6	6	5	53	4.4
6	Layden Blocker	13	2	184	14.2	18	35	.514	0	4	.000	18	28	.643	9	14	23	1.8	25	1	15	12	4	12	54	4.2
5	Joseph Pinion	10	1	43	4.3	4	11	.364	1	6	.167	7	9	.778	0	5	5	0.5	5	0	0	3	2	3	16	1.6
10	Baye Fall	5	0	27	5.4	1	2	.500	0	0	.000	3	10	.300	3	7	10	2.0	8	1	0	4	5	3	5	1.0
7	Denijay Harris	6	0	19	3.2	1	3	.333	0	0	.000	3	8	.375	3	4	7	1.2	1	0	3	3	0	0	5	0.8
45	Lawson Blake	2	0	2	1.0	0	0	.000	0	0	.000	1	2	.500	0	1	1	0.5	0	0	0	0	0	0	1	0.5
21	Cade Arbogast	3	0	4	1.3	0	2	.000	0	0	.000	0	0	.000	0	0	0	0.0	1	0	0	0	0	0	0	0.0
TEAM.....															15	31	46	3.3	0		11				0	
THE HOGS.....		14				378	808	.468	95	277	.343	270	378	.714	129	393	522	37.3	278	7	168	173	90	76	1121	80.1
Opponents.....		14				375	887	.423	105	312	.337	221	317	.697	152	344	496	35.4	300	-	181	154	25	90	1076	76.9

Team Statistics	ARK	OPP
<b>SCORING</b>	<b>1121</b>	<b>1076</b>
Points per game	80.1	76.9
Scoring margin	+3.2	-
<b>FIELD GOALS-ATT</b>	<b>378-808</b>	<b>375-887</b>
Field goal pct	.468	.423
<b>3 POINT FG-ATT</b>	<b>95-277</b>	<b>105-312</b>
3-point FG pct	.343	.337
3-pt FG made per game	6.8	7.5
<b>FREE THROWS-ATT</b>	<b>270-378</b>	<b>221-317</b>
Free throw pct	.714	.697
F-Throws made per game	19.3	15.8
<b>REBOUNDS</b>	<b>522</b>	<b>496</b>
Rebounds per game	37.3	35.4
Rebounding margin	+1.9	-
<b>ASSISTS</b>	<b>168</b>	<b>181</b>
Assists per game	12.0	12.9
<b>TURNOVERS</b>	<b>173</b>	<b>154</b>
Turnovers per game	12.4	11.0
Turnover margin	-1.4	-
Assist/turnover ratio	1.0	1.2
<b>STEALS</b>	<b>76</b>	<b>90</b>
Steals per game	5.4	6.4
<b>BLOCKS</b>	<b>90</b>	<b>25</b>
Blocks per game	6.4	1.8
<b>ATTENDANCE</b>	<b>173944</b>	<b>37104</b>
Home games-Avg/Game	9-19327	0-0
Neutral site-Avg/Game	-	5-7421

<b>SCORE BY PERIODS:</b>	<b>1st</b>	<b>2nd</b>	<b>OT</b>	<b>OT2</b>	<b>Total</b>
Arkansas	497	606	7	11	1121
Opponents	475	586	7	8	1076

Date	Ark. Rank	Opponent	Result	Score	Attend
11/06/23	14/14	ALCORN	W	93-59	19200
11/10/23	14/14	GARDNER-WEBB	W	86-68	19200
11/13/23	14/14	OLD DOMINION	W	86-77	19200
11/17/23	14/14	UNC GREENSBORO	L	72-78	19200
+ 11/22/23	20/RV	vs Stanford	2OT W	77-74	820
+ 11/23/23	20/RV	vs Memphis	L	79-84	982
+ 11/24/23	20/RV	vs #14/14 North Carolina	L	72-87	1456
% 11/29/23	RV/RV	#7/7 DUKE	W	80-75	✓ 20344
12/04/23	RV/--	FURMAN	W	97-83	19200
@ 12/09/23	RV/--	vs #19/22 Oklahoma	L	70-79	17485
& 12/16/23	--/--	vs Lipscomb	W	69-66	16361
12/21/23	--/--	ABILENE CHRISTIAN	W	83-73	19200
12/30/23	--/--	UNCW	W	106-90	19200
* 01/06/24	--/--	#25/24 AUBURN	L	51-83	19200

### ✓ - BUD WALTON ARENA RECORD

\* = SEC game || + Bad Boy Mowers Battle 4 Atlantis (Paradise Island, Bahamas (Imperial Arena)) || % - Big 12/SEC Challenge  
 @ - played in Tulsa, Okla. (BOK Center) || & - played in North Little Rock (Simmons Bank Arena)  
 ^ - SEC Tournament (Nashville, Tenn. - Bridgestone Arena)

# ARKANSAS RAZORBACKS

## 2023-24 SEASON STATISTICS • ALL GAMES



RECORD:	OVERALL	HOME	AWAY	NEUTRAL
ALL GAMES	9-5	7-2	0-0	2-3
CONFERENCE	0-1	0-1	0-0	0-0
NON-CONFERENCE	9-4	7-1	0-0	2-3

#	Player	GP	GS	Min	Avg	• TOTAL •			• 3-PTS •			• REBOUNDS •												Pts	Avg	
						FG	FGA	Pct	3FG	FGA	Pct	FT	FTA	Pct	Off	Def	Tot	Avg	PFFO	A	TO	Blk	St			
12	Tramon Mark	13	10	385	29.6	75	138	.543	17	40	.425	47	62	.758	4	41	45	3.5	36	1	20	17	5	9	214	16.5
1	Keyon Menifield Jr.	4	2	114	28.5	18	40	.450	7	20	.350	16	24	.667	3	13	16	4.0	4	0	13	9	0	1	59	14.8
0	Khalif Battle	14	0	322	23.0	46	116	.397	24	58	.414	74	90	.822	1	38	39	2.8	37	2	15	21	1	6	190	13.6
2	Trevon Brazile	14	14	393	28.1	49	97	.505	16	40	.400	25	35	.714	28	68	96	6.9	32	1	9	25	22	10	139	9.9
4	Davonte Davis	14	13	433	30.9	34	94	.362	10	37	.270	20	28	.714	14	47	61	4.4	36	0	38	18	0	9	98	7.0
11	Jalen Graham	10	1	129	12.9	28	48	.583	0	0	.000	6	11	.545	16	19	35	3.5	15	0	3	5	8	3	62	6.2
3	El Ellis	14	8	229	16.4	26	71	.366	6	25	.240	20	26	.769	3	22	25	1.8	11	0	26	17	2	4	78	5.6
15	Makhi Mitchell	14	3	192	13.7	31	45	.689	0	0	.000	13	19	.684	9	35	44	3.1	28	1	11	13	15	5	75	5.4
8	Chandler Lawson	14	10	209	14.9	30	53	.566	4	10	.400	8	14	.571	15	39	54	3.9	27	0	6	9	20	6	72	5.1
24	Jeremiah Davenport	12	6	165	13.8	17	53	.321	10	37	.270	9	12	.750	6	9	15	1.3	12	0	9	6	6	5	53	4.4
6	Layden Blocker	13	2	184	14.2	18	35	.514	0	4	.000	18	28	.643	9	14	23	1.8	25	1	15	12	4	12	54	4.2
5	Joseph Pinion	10	1	43	4.3	4	11	.364	1	6	.167	7	9	.778	0	5	5	0.5	5	0	0	3	2	3	16	1.6
10	Baye Fall	5	0	27	5.4	1	2	.500	0	0	.000	3	10	.300	3	7	10	2.0	8	1	0	4	5	3	5	1.0
7	Denijay Harris	6	0	19	3.2	1	3	.333	0	0	.000	3	8	.375	3	4	7	1.2	1	0	3	3	0	0	5	0.8
45	Lawson Blake	2	0	2	1.0	0	0	.000	0	0	.000	1	2	.500	0	1	1	0.5	0	0	0	0	0	0	1	0.5
21	Cade Arbogast	3	0	4	1.3	0	2	.000	0	0	.000	0	0	.000	0	0	0	0.0	1	0	0	0	0	0	0	0.0
TEAM.....														15	31	46	3.3	0		11				0		
ARKANSAS.....		14				378	808	.468	95	277	.343	270	378	.714	129	393	522	37.3	278	7	168	173	90	76	1121	80.1
Opponents.....		14				375	887	.423	105	312	.337	221	317	.697	152	344	496	35.4	300	-	181	154	25	90	1076	76.9

SCORE BY PERIODS:	1st	2nd	OT	OT2	Total
Arkansas	497	606	7	11	1121
Opponents	475	586	7	8	1076

DEADBALL REBOUNDS:	OFF	DEF	TOTAL
Arkansas	59	9	68
Opponents	54	6	60

# ARKANSAS RAZORBACKS

## 2023-24 STATISTICS • SEC GAMES ONLY



RECORD:	OVERALL	HOME	AWAY
SEC ONLY	0-1	0-1	0-0

##	Player	GP	GS	Min	Avg	• TOTAL •			• 3-PTS •			• REBOUNDS •				PF	FO	A	TO	Blk	St	Pts	Avg			
						FG	FGA	Pct	3FG	FGA	Pct	Off	Def	Tot	Avg											
1	Keyon Menifield Jr.	1	1	32	32.0	5	15	.333	4	9	.444	0	3	.000	0	3	3	3.0	0	0	4	2	0	1	14	14.0
2	Trevon Brazile	1	1	33	33.0	5	9	.556	1	5	.200	0	0	.000	1	6	7	7.0	1	0	0	1	3	0	11	11.0
12	Tramon Mark	1	1	29	29.0	3	8	.375	1	3	.333	3	4	.750	1	4	5	5.0	1	0	2	1	0	0	10	10.0
0	Khalif Battle	1	0	17	17.0	1	4	.250	0	1	.000	2	4	.500	0	2	2	2.0	1	0	0	1	1	0	4	4.0
11	Jalen Graham	1	1	20	20.0	2	8	.250	0	0	.000	0	0	.000	4	2	6	6.0	2	0	0	0	0	2	4	4.0
8	Chandler Lawson	1	1	13	13.0	1	4	.250	1	3	.333	0	0	.000	0	0	0	0.0	2	0	0	2	0	1	3	3.0
4	Davonte Davis	1	0	25	25.0	0	4	.000	0	2	.000	2	2	1.000	0	1	1	1.0	3	0	1	2	0	0	2	2.0
15	Makhi Mitchell	1	0	9	9.0	1	3	.333	0	0	.000	0	0	.000	0	3	3	3.0	1	0	1	0	0	0	2	2.0
10	Baye Fall	1	0	4	4.0	0	0	.000	0	0	.000	1	2	.500	0	0	0	0.0	0	0	0	0	0	0	1	1.0
6	Layden Blocker	1	0	2	2.0	0	0	.000	0	0	.000	0	0	.000	0	0	0	0.0	0	0	0	1	0	0	0	0.0
5	Joseph Pinion	1	0	6	6.0	0	0	.000	0	0	.000	0	0	.000	0	2	2	2.0	0	0	0	2	0	0	0	0.0
3	El Ellis	1	0	7	7.0	0	2	.000	0	1	.000	0	0	.000	0	1	1	1.0	0	0	0	1	0	0	0	0.0
7	Denijay Harris	1	0	3	3.0	0	1	.000	0	0	.000	0	0	.000	0	0	0	0.0	0	0	0	0	0	0	0	0.0
TEAM.....															1	1	2	2.0	0		0				0	
RAZORBACKS.....		1				18	58	.310	7	24	.292	8	15	.533	7	25	32	32.0	11	0	8	13	4	4	51	51.0
Opponents.....		1				34	70	.486	7	18	.389	8	11	.727	11	35	46	46.0	14	-	16	7	5	5	83	83.0

SCORE BY PERIODS:	1st	2nd	Total
Arkansas	30	21	51
Opponents	37	46	83

DEADBALL REBOUNDS:	OFF	DEF	TOTAL
Arkansas	5	1	6
Opponents	2	0	2

## 2023-24 RAZORBACK GAME-BY-GAME STATISTICS

Opponent	Date	Score	W/L	• TOTAL •			• 3-PTRS •						• REBOUNDS •										
				FG	FGA	Pct	3FG	FGA	Pct	FT	FTA	Pct	Off	Def	Tot	Avg	PF	A	TO	Blk	Stl	Pts	Avg
ALCORN	11/06/23	93-59	W	28	54	.519	12	30	.400	25	37	.676	14	30	44	44.0	22	20	15	4	10	93	93.0
GARDNER-WEBB	11/10/23	86-68	W	30	60	.500	7	18	.389	19	31	.613	7	39	46	45.0	20	11	10	15	4	86	89.5
OLD DOMINION	11/13/23	86-77	W	30	59	.508	8	19	.421	18	29	.621	8	27	35	41.7	12	15	4	6	3	86	88.3
UNC GREENSBORO	11/17/23	72-78	L	24	55	.436	4	23	.174	20	25	.800	6	24	30	38.8	22	7	13	6	4	72	84.2
vs Stanford	11/22/23	77-74	Wot	23	76	.303	5	19	.263	26	33	.788	21	31	52	41.4	23	6	13	5	9	77	82.8
vs Memphis	11/23/23	79-84	L	26	55	.473	7	18	.389	20	27	.741	13	20	33	40.0	25	7	18	2	4	79	82.2
vs North Carolina	11/24/23	72-87	L	26	55	.473	5	17	.294	15	20	.750	6	21	27	38.1	27	6	12	6	4	72	80.7
DUKE	11/29/23	80-75	W	26	53	.491	9	22	.409	19	30	.633	5	35	40	38.4	21	17	12	10	6	80	80.6
FURMAN	12/04/23	97-83	W	37	61	.607	8	19	.421	15	21	.714	6	32	38	38.3	19	21	11	10	7	97	82.4
vs Oklahoma	12/09/23	70-79	L	20	50	.400	4	18	.222	26	31	.839	6	19	25	37.0	18	8	13	6	10	70	81.2
vs Lipscomb	12/16/23	69-66	W	30	57	.526	5	15	.333	4	8	.500	8	27	35	36.8	14	17	14	5	4	69	80.1
ABILENE CHRISTIAN	12/21/23	83-73	W	27	52	.519	7	15	.467	22	28	.786	7	38	45	37.5	17	9	17	6	2	83	80.3
UNCW	12/30/23	106-90	W	33	63	.524	7	20	.350	33	43	.767	15	25	40	37.7	27	16	8	5	5	106	82.3
AUBURN	01/06/24	51-83	L	18	58	.310	7	24	.292	8	15	.533	7	25	32	37.3	11	8	13	4	4	51	80.1
Arkansas		1121		378	808	.468	95	277	.343	270	378	.714	129	393	522	37.3	278	168	173	90	76	1121	80.1
Opponents		1076		375	887	.423	105	312	.337	221	317	.697	152	344	496	35.4	300	181	154	25	90	1076	76.9

Games played: 14  
Points/game: 80.1  
FG Pct: 46.8  
3FG Pct: 34.3  
FT Pct: 71.4

Rebounds/game: 37.3  
Assists/game: 12.0  
Turnovers/game: 12.4  
Assist/turnover ratio: 1.0  
Steals/game: 5.4  
Blocks/game: 6.4

## 2023-24 OPPONENT GAME-BY-GAME STATISTICS

Opponent	Date	Score	W/L	• TOTAL •			• 3-PTRS •			• REBOUNDS •				PF									
				FG	FGA	Pct	3FG	FGA	Pct	FT	FTA	Pct	Off		Def	Tot	Avg	A	TO	Blk	Stl	Pts	Avg
ALCORN	11/06/23	93-59	W	20	51	.392	3	9	.333	16	26	.615	7	19	26	26.0	27	7	16	3	7	59	59.0
GARDNER-WEBB	11/10/23	86-68	W	25	72	.347	6	23	.261	12	21	.571	11	29	40	33.0	19	14	10	0	9	68	63.5
OLD DOMINION	11/13/23	86-77	W	31	71	.437	11	24	.458	4	5	.800	12	27	39	35.0	22	14	10	1	3	77	68.0
UNC GREENSBORO	11/17/23	72-78	L	26	54	.481	9	24	.375	17	23	.739	5	27	32	34.2	22	15	10	1	8	78	70.5
vs Stanford	11/22/23	77-74	Wot	26	65	.400	9	30	.300	13	24	.542	12	34	46	36.6	23	16	19	0	4	74	71.2
vs Memphis	11/23/23	79-84	L	26	53	.491	8	24	.333	24	30	.800	9	15	24	34.5	20	14	13	7	10	84	73.3
vs North Carolina	11/24/23	72-87	L	28	57	.491	6	14	.429	25	35	.714	13	25	38	35.0	24	11	10	0	3	87	75.3
DUKE	11/29/23	80-75	W	24	67	.358	6	22	.273	21	31	.677	11	23	34	34.9	24	10	8	3	7	75	75.2
FURMAN	12/04/23	97-83	W	28	73	.384	12	32	.375	15	20	.750	15	20	35	34.9	20	15	11	1	7	83	76.1
vs Oklahoma	12/09/23	70-79	L	25	49	.510	7	18	.389	22	28	.786	8	25	33	34.7	22	11	15	0	6	79	76.4
vs Lipscomb	12/16/23	69-66	W	26	67	.388	7	30	.233	7	9	.778	12	22	34	34.6	13	10	9	1	8	66	75.5
ABILENE CHRISTIAN	12/21/23	83-73	W	28	72	.389	4	16	.250	13	20	.650	11	23	34	34.6	21	15	8	1	10	73	75.2
UNCW	12/30/23	106-90	W	28	66	.424	10	28	.357	24	34	.706	15	20	35	34.6	29	13	8	2	3	90	76.4
AUBURN	01/06/24	51-83	L	34	70	.486	7	18	.389	8	11	.727	11	35	46	35.4	14	16	7	5	5	83	76.9
Opponents		1076		375	887	.423	105	312	.337	221	317	.697	152	344	496	35.4	300	181	154	25	90	1076	76.9
Arkansas		1121		378	808	.468	95	277	.343	270	378	.714	129	393	522	37.3	278	168	173	90	76	1121	80.1

Games played: 14  
Points/game: 76.9  
FG Pct: 42.3  
3FG Pct: 33.7  
FT Pct: 69.7

Rebounds/game: 35.4  
Assists/game: 12.9  
Turnovers/game: 11.0  
Assist/turnover ratio: 1.2  
Steals/game: 6.4  
Blocks/game: 1.8

# 2023-24 ARKANSAS RAZORBACKS GAME HIGHS AND LEADERS

Opponent	DATE	SCORE	RESULT	POINTS	REBOUNDS	ASSISTS	STEALS	BLOCKED SHOTS
ALCORN	11/06/23	93-59	W	21-Khalif Battle	8-Jalen Graham	5-Davonte Davis	2-Baye Fall Joseph Pinion	2-Baye Fall
GARDNER-WEBB	11/10/23	86-68	W	21-Khalif Battle	7-Trevon Brazile	3-EI Ellis	1-EI Ellis Davonte Davis Baye Fall Chandler Lawson	5-Trevon Brazile
OLD DOMINION	11/13/23	86-77	W	17-EI Ellis	10-Makhi Mitchell	8-EI Ellis	1-EI Ellis Davonte Davis Trevon Brazile	4-Trevon Brazile
UNC GREENSBORO	11/17/23	72-78	L	21-Tramon Mark	9-Trevon Brazile	3-Davonte Davis	3-Tramon Mark	2-Trevon Brazile Jeremiah Davenport
vs Stanford	11/22/23	77-74	WOT	25-Tramon Mark	17-Trevon Brazile	3-Davonte Davis	3-Layden Blocker	5-Chandler Lawson
vs Memphis	11/23/23	79-84	L	21-Khalif Battle	10-Trevon Brazile	3-EI Ellis	2-Trevon Brazile	2-Makhi Mitchell
vs North Carolina	11/24/23	72-87	L	34-Tramon Mark	5-Tramon Mark	2-Chandler Lawson	3-Layden Blocker	2-Trevon Brazile
DUKE	11/29/23	80-75	W	21-Khalif Battle	11-Trevon Brazile	6-EI Ellis	2-Layden Blocker	6-Chandler Lawson
FURMAN	12/04/23	97-83	W	25-Khalif Battle	10-Davonte Davis	8-Davonte Davis	2-Tramon Mark	3-Layden Blocker Chandler Lawson
vs Oklahoma	12/09/23	70-79	L	13-Khalif Battle	6-Makhi Mitchell	2-Makhi Mitchell Jalen Graham Tramon Mark	2-Makhi Mitchell Trevon Brazile	3-Makhi Mitchell
vs Lipscomb	12/16/23	69-66	W	17-Tramon Mark	6-Trevon Brazile	4-Layden Blocker	2-Jeremiah Davenport Layden Blocker	2-Jalen Graham
ABILENE CHRISTIAN	12/21/23	83-73	W	25-Tramon Mark	11-Tramon Mark	2-Tramon Mark Davonte Davis Keyon Menifield Jr.	1-Trevon Brazile Khalif Battle	2-Jalen Graham Chandler Lawson
UNCW	12/30/23	106-90	W	32-Keyon Menifield Jr.	8-Trevon Brazile	6-Davonte Davis	3-Davonte Davis	2-Makhi Mitchell
AUBURN	01/06/24	51-83	L	14-Keyon Menifield Jr.	7-Trevon Brazile	4-Keyon Menifield Jr.	2-Jalen Graham	3-Trevon Brazile

LED TEAM IN POINTS (including ties)	LED TEAM IN REBS (including ties)	LED TEAM IN ASSISTS (including ties)	LED TEAM IN STEALS (including ties)	LED TEAM IN BLKS (including ties)
Battle 6	Brazile 8	Davis 6	Blocker 4	Brazile 5-
Mark 5	Mitchell 2	Ellis 4	Brazile 4	Lawson 4
Menifield 2	Graham 1	Mark 2	Davis 3	Mitchell 3
Ellis 1	Mark 1	Menifield 2	Fall 2	Graham 2
	Davis 1	Blocker 1	Ellis 2	Davenport 1
	Mark 1	Lawson 1	Mark 2	Fall 1
		Mitchell 1	Davenport 1	Blocker 1
		Graham 1	Pinion 1	
			Lawson 1	
			Mitchell 1	
			Battle 1	
			Graham 1	

ARKANSAS RAZORBACKS

2023-24 GAME-BY-GAME POINTS-ASSISTS-REBOUNDS

				0	1	2	3	4	5	6	7	8	10	11	12	15	21	24	45
Opponent	Date	Score	WL	Battle	Menifield	Brazile	Ellis	Davis	Pinion	Blocker	Harris	Lawson	Fall	Graham	Mark	Mitchell	Arbogast	Davenport	Blake
ALCORN	11/06/23	93-59	W	21-3-2	--	13-6-0	8-0-4	5-5-5	7-1-0	0-0-1	5-7-2	2-2-0	4-4-0	8-8-0	16-1-3	0-0-0	0-0-0	3-3-3	1-1-0
GW	11/10/23	86-68	W	21-4-1	--	10-7-0	13-6-3	4-5-2	5-0-0	DNP	0-0-1	5-3-0	0-4-0	4-3-0	14-3-2	5-5-2	0-0-0	5-3-0	0-0-0
ODU	11/13/23	86-77	W	13-2-1	--	11-4-2	17-3-8	16-5-2	DNP	0-0-0	DNP	2-2-0	DNP	2-0-0	7-6-1	15-10-1	DNP	3-1-0	DNP
UNCG	11/17/23	72-78	L	11-6-2	--	9-9-0	19-4-0	10-6-3	0-0-0	DNP	0-1-0	DNP	DNP	DNP-Inj	21-2-1	2-0-1	DNP	0-0-0	DNP
vs STAN	11/22/23	77-74	WOT	9-1-0	--	14-17-2	0-0-0	10-6-3	0-1-0	4-2-0	DNP	9-13-0	DNP	DNP-Inj	25-1-1	6-3-0	DNP	0-0-0	DNP
vs MEM	11/23/23	79-84	L	21-2-0	--	13-10-1	0-1-3	15-3-1	0-0-0	9-3-1	DNP	5-3-0	DNP	DNP-Inj	12-1-0	4-2-1	DNP	DNP-Inj	DNP
vs UNC	11/24/23	72-87	L	9-4-1	--	0-2-1	0-2-0	0-1-0	0-0-0	11-2-1	0-0-0	4-3-2	0-1-0	DNP-Inj	34-5-0	5-1-0	DNP	9-1-1	DNP
DUKE	11/29/23	80-75	W	21-5-5	--	19-11-0	9-3-6	3-3-2	DNP	9-3-1	DNP	7-8-1	0-1-0	0-0-0	DNP-Inj	6-3-1	DNP	6-0-1	DNP
FURMAN	12/04/23	97-83	W	25-1-1	--	13-4-0	3-3-2	7-10-8	DNP	9-5-5	DNP	19-3-1	DNP	2-3-0	7-3-2	8-2-1	DNP	4-0-1	DNP
vs OU	12/09/23	70-79	L	13-2-1	--	0-1-1	5-0-0	4-4-0	4-1-0	7-2-0	DNP	0-0-0	DNP	8-5-2	8-2-2	9-6-2	DNP	12-1-0	DNP
vs LIP	12/16/23	69-66	W	2-2-0	2-3-2	6-6-1	0-0-0	4-3-3	0-0-0	2-4-4	0-0-0	4-1-0	DNP	11-1-1	17-3-3	12-5-0	DNP	9-4-3	DNP
ACU	12/21/23	83-73	W	18-4-0	11-6-2	8-4-0	0-0-0	4-3-2	DNP	0-0-1	DNP	9-10-1	DNP	7-3-0	25-11-2	1-3-1	DNP	0-1-0	DNP
UNCW	12/30/23	106-90	W	2-1-1	32-4-5	12-8-1	4-2-0	14-6-6	0-0-0	3-2-1	0-0-0	3-5-1	DNP	16-6-0	18-2-1	0-1-0	0-0-0	2-1-0	DNP
AUB	01/06/24	51-83	L	4-2-0	14-3-4	11-7-0	0-1-0	2-1-1	0-2-0	0-0-0	0-0-0	3-0-0	1-0-0	4-6-0	10-5-2	2-3-1	DNP	DNP	DNP

ARKANSAS RAZORBACKS

2023-24 STARTING LINEUPS

Date	Opponent	1st SUB(S)						Outcome	RECORD BY LINEUP:						RECORD BY STARTER		
Nov. 6	Alcorn	Ellis	Davis	Mark	Brazile	Lawson	Mitchell	W, 93-59	Ellis	Davis	Mark	Brazile	Lawson	3-1	Brazile	14	9-5
Nov. 10	GWU	Ellis	Davis	Mark	Brazile	Lawson	Battle/Mitchell	W, 86-68	Ellis	Davis	Mark	Davenport	Brazile	0-1	Davis	13	9-4
Nov. 13	ODU	Ellis	Davis	Mark	Brazile	Lawson	Mitchell/Battle	W, 86-77	Davis	Mark	Davenport	Brazile	Mitchell	1-0	Mark	10	5-5
Nov. 17	UNCG	Ellis	Davis	Mark	Brazile	Davenport	Battle	L, 72-78	Blocker	Davis	Mark	Brazile	Mitchell	0-2	Lawson	10	8-2
Nov. 22	Stanford	Davis	Mark	Davenport	Brazile	Mitchell	Lawson	20T W, 77-74	Ellis	Davis	Davenport	Brazile	Lawson	3-0	Ellis	8	6-2
Nov. 23	Memphis	Blocker	Davis	Mark	Brazile	Mitchell	Battle/Ellis	L, 79-84	Davis	Pinion	Davenport	Brazile	Lawson	1-0	Davenport	6	5-1
Nov. 24	UNC	Blocker	Davis	Mark	Brazile	Mitchell	Ellis/Battle	L, 72-87	Menifield	Davis	Mark	Brazile	Lawson	1-0	Mitchell	3	1-2
Nov. 29	DUKE	Ellis	Davis	Davenport	Brazile	Lawson	Battle	W, 80-75	Menifield	Mark	Brazile	Graham	Lawson	0-1	Blocker	2	0-2
Dec. 4	FURMAN	Ellis	Davis	Davenport	Brazile	Lawson	Battle	W, 97-83							Menifield	2	1-1
Dec. 9	Oklahoma	Ellis	Davis	Mark	Brazile	Lawson	Battle	L, 70-79							Graham	1	0-1
Dec. 16	Lipscomb	Davis	Pinion	Davenport	Brazile	Lawson	Mitchell/Mark	W, 69-66							Pinion	1	0-0
Dec. 21	ACU	Ellis	Davis	Davenport	Brazile	Lawson	Mark	W, 83-73									
Dec. 30	UNCW	Menifield	Davis	Mark	Brazile	Lawson	Battle/Graham/ Pinion/Harris/Ellis	W, 106-90									
Jan. 1	AUB	Menifield	Mark	Brazile	Graham	Lawson	Davis	L, 51-83									
															RECORD BY 1ST SUB (including ties)		
															Battle	9	6-3
															Mitchell	4	4-0
															Ellis	3	1-2
															Mark	2	2-0
															Lawson	1	1-0
															Graham	1	1-0
															Pinion	1	1-0
															Harris	1	1-0
															Davis	1	0-1

# ARKANSAS RAZORBACKS

## 2023-24 SPECIALTY STATS (ARKANSAS/OPPONENT)

Opponent	Pts Off TO	Pts In Paint	2nd Chance	Fast Break	Bench	Lead Chng	Ties	Ark Largest Lead			Best Ark Run	Opp Largest Lead			Best Opp Run	Ark Led	Opp Led	Gm Tied
ALCORN	<b>22</b> / 11	32 / 30	8 / 8	18 / 13	49 / 17	0	0	<b>37</b>	0:50	2nd	9-0	--	--	--	6-0	<b>39:41</b>	--	0:19
GARDNER-WEBB	11 / 15	36 / 36	7 / 14	16 / 8	40 / 19	7	6	26	4:30	2nd	9-0	8	16:25	1st	8-0	27:24	9:55	2:41
OLD DOMINION	18 / 5	44 / 32	15 / <b>16</b>	9 / 21	33 / 40	1	1	14	5:06	2nd	10-0	3	17:35	1st	8-0	36:01	2:31	1:28
UNC GREENSBORO	8 / 16	30 / 32	7 / 7	14 / 6	13 / 27	1	2	2	19:42	1st	6-0	15	18:11	2nd	7-0	1:26	<b>35:35</b>	2:59
vs Stanford	12 / 10	32 / 30	<b>21</b> / 7	4 / 7	22 / 14	10	<b>11</b>	4	3:45	OT1	8-0	<b>9</b>	<b>15:25</b>	<b>2nd</b>	8-0	14:29	26:32	<b>9:22</b>
vs Memphis	10 / <b>27</b>	20 / 32	14 / 14	4 / 15	26 / 22	14	9	5	5:20	1st	6-0	10	4:54	2nd	7-0	5:31	30:00	3:29
vs North Carolina	11 / 17	36 / 24	7 / 10	17 / 15	22 / 23	7	7	3	0:565	1st	8-0	15	1:26	2nd	9-0	4:09	33:44	2:07
DUKE	11 / 12	28 / 36	5 / 14	11 / <b>24</b>	36 / 9	<b>16</b>	8	14	8:55	2nd	7-0	3	9:21	1st	6-0	25:20	7:42	6:58
FURMAN	15 / 10	<b>52</b> / 30	6 / 12	<b>23</b> / 16	51 / 24	6	2	20	9:18	2nd	<b>12-0</b>	3	17:42	1st	6-0	36:11	2:26	1:23
vs Oklahoma	16 / 13	26 / 36	8 / 13	13 / 4	53 / 27	6	7	4	14:20	1st	8-0	19	15:20	2nd	12-0	3:55	29:42	6:23
vs Lipscomb	12 / 6	36 / 32	6 / 13	14 / 6	46 / 14	1	1	20	11:59	2nd	9-0	4	18:27	1st	<b>17-0</b>	37:09	1:44	1:07
ACU	7 / 16	38 / 40	9 / 19	7 / 15	<b>62</b> / 23	6	5	13	2:22	2nd	10-0	<b>9</b>	<b>19:45</b>	<b>2nd</b>	10-0	25:52	9:53	4:15
UNCW	9 / 9	30 / <b>50</b>	21 / 25	23 / 23	27 / <b>47</b>	8	8	19	6:22	2nd	7-0	6	9:22	1st	7-0	30:26	4:29	5:05
AUBURN	6 / 10	18 / 48	4 / 13	7 / 17	9 / 46	6	6	<b>6</b>	<b>14:44</b>	<b>1st</b>	8-0	<b>32</b>	0:26	2nd	10-0	5:48	30:30	3:25

BOLD INDICATES  
SEASON HIGHS

**BLACK BOX** INDICATES  
LARGEST UA LEAD  
IN A LOSS

**RED BOX** INDICATES  
LARGEST UA DEFICIT  
IN A WIN

## LAST TIME AN ARKANSAS PLAYER...

### • SCORING •

**Scored 30 Points: 32 Keyon Menifield Jr. vs UNCW (12/30/23)**

Scored 40 Points: 40 Mason Jones vs Auburn (02/04/20)

Scored 50 Points: 51 Rotnei Clarke vs. Alcorn State (11/13/09)

**RECORD: 51 Rotnei Clarke vs. Alcorn State (11/13/09)**

### • FIELD GOALS MADE •

Made 15 Field Goals: 15 (15-21) Rotnei Clarke vs. Alcorn State (11/13/09)

Made 20 Field Goals: 20 (2-30) Dean Tolson vs. Texas A&M (03/02/74)

**RECORD: 20 (20-30) Dean Tolson vs. Texas A&M (03/02/74)**

### • FIELD GOALS ATTEMPTED •

Attempted 20 Field Goals: 23 (9-23) Nick Smith Jr., at Alabama (02/25/23)

Attempted 25 Field Goals: 26 (11-26) JD Notae vs Mercer (11/09/21)

**RECORD: 30 (20-30) Dean Tolson vs. Texas A&M (03/02/74)**

### • FIELD GOAL PERCENTAGE •

Shot 100% FG (Min. 8 att): 100% Moses Kingsley (8-8) at Missouri (01/12/16)

**RECORD (min 10 att): 100% Darryl Saulsberry (10-10) (01/14/75)**

### • 3-POINTERS MADE •

Made 7 3-pointers: 8 (8-11) Mason Jones at Texas A&M (03/07/20)

Made 10 3-pointers: 10 (10-13) by Isaiah Joe vs. FIU (12/01/18)

Made 11-Plus 3-pointers: 13 (13-17) by Rotnei Clarke vs. Alcorn State (11/13/09)

**RECORD: 13 (13-17) by Rotnei Clarke vs. Alcorn State (11/13/09) (SEC record)**

### • 3-POINTERS ATTEMPTED •

Attempted 15 3-Pointers: 15 (6-15) Isaiah Joe at Texas A&M (03/07/20)

Attempted 20 3-Pointers: 24 (10-24) Pat Bradley vs. North Texas (12/30/98)

**RECORD: 24 (10-24) Pat Bradley vs. North Texas (12/30/98) (SEC record)**

### • FREE THROWS MADE •

**Made 10 Free Throws: 13 Keyon Menifield Jr. vs UNCW (12/30/23)**

Made 15 Free Throws: 16 (16-19) Moses Moody vs Alabama (02/24/21)

Made 20 Plus Free Throws: 22 (22-24) Martin Terry vs. Texas A&M (01/22/72)

**RECORD: 22 (22-24) by Martin Terry vs. Texas A&M (01/22/72)**

### • FREE THROWS ATTEMPTED •

**Attempted 15 Free Throws: 17 (13-17) Keyon Menifield Jr. vs UNCW (12/30/23)**

Attempted 20 Free Throws: 21 (18-21) Moses Moody vs Alabama (02/24/21)

Attempted 24 Plus Free Throws: 24 (22-24) Martin Terry vs. Texas A&M (01/22/72)

**RECORD: 24 (22-24) Martin Terry vs. Texas A&M (01/22/72)**

### • FREE THROW PERCENTAGE •

Shot 100% FT (min 10 att): Chris Lykes (12-12) vs Elon (12/21/21)

**RECORD (min. 11 att): 9x - Best: Tommy Boyer (18-18) in 1963**

### • REBOUNDS •

**Grabbed 15-19 Rebounds: 17 Trevon Brazile vs Stanford (11/22/23)**

Grabbed 20-Plus Rebounds: 23 Nick Davis vs. Jackson State (11/21/97)

**RECORD: 23 by Nick Davis vs. Jackson State (11/21/97)**

• Grabbed 10 Offensive Rebounds: 111 Justin Smith vs Oral Roberts (03/27/21)

• Grabbed 10 Defensive Rebounds: 14 Khi Mitchell & Devo Davis vs UNCG (12/06/22)

### • ASSISTS •

Had 10 Assists: 10 by Jalen Tate vs Georgia (01/09/21)

Had 15 Assists: 15 by Dontell Jefferson vs. Portland State (11/18/05)

**RECORD: 15 by Dontell Jefferson vs. Portland State (11/18/05)**

### • STEALS •

Had 5 Steals: 5 Anthony Black vs UConn (03/23/23)

Had 6-7 Steals: 6 Jaylin Williams vs Texas A&M (01/22/22)

Had 8-9 Steals: 8 JD Notae vs New Mexico State (03/19/22)

**RECORD: 9 by Robert Shepard at Arizona (12/06/92)**

### • BLOCKED SHOTS •

**Had 5 Blocks: 5 Chandler Lawson vs Stanford (11/22/23)**

Had 6-9 Blocks: 7 Makhel Mitchell vs Texas A&M (01/31/23)

Had 10 Blocks: 10 Steven Hill vs. Texas State (12/06/05)

**RECORD: 10 Steven Hill vs. Texas St. (12/06/05) & Oliver Miller vs. Texas (02/04/90)**

### • TURNOVERS •

Committed 5-9 Turnovers: 6 Anthony Black at Tennessee (02/28/23)

Committed 10 Plus Turnovers: 10 Courtney Fortson at South Carolina (02/21/09)

### • MINUTES PLAYED •

40 Minutes (Regulation): 40:00 Ricky Council IV vs Kansas (03/18/23)

**40+ Min w/OT: 3 vs Stanford (11/22/23) – Brazile (45:52) - Davis (45:14) - Mark (41:08)**

**45+ Minutes: 2 vs Stanford (11/22/23) – Brazile (45:52) - Davis (45:14)**

### • MISCELLANEOUS •

2 Players Scored 20+ Pts In Same Game: Davonte Davis (25) & Ricky Council IV (21) vs Kansas (03/18/23)

3 Players Scored 20+ Pts in Same Game: at Alabama (02/25/23)

Nick Smith Jr. (24), Davonte Davis (21) and Ricky Council IV (20)

2 Players Scored 20+ Pts In Back-To-Back Gms: Nick Smith Jr. (26/24) & Ricky Council IV (22/20) vs Georgia (02/21/23) and at Alabama (02/25/23)

2 Players Scored 20+ Pts In 3 Straight: Mason Jones (41/20/21) & Isaiah Joe (20/21/24) vs Tulsa (12/14/19), Valpo (12/21/19) and Indiana (12/29/19)

8 Players Scored in Double Digits: Mississippi Valley State (11/25/20)

Connor Vanover (25), Desi Sills (19), Moses Moody (16), Vance Jackson (15)

Khalen Robinson (15), Justin Smith (13), JD Notae (13), Jalen Tate (12)

Scored 20 or More Points in Five-Plus Consecutive Games: (5) by Mason Jones 37, 26, 36, 30, 22 (02/26/20 to 03/11/20)

Scored 20 or More Points in 10-Plus Consecutive Games: (11) by Todd Day 20, 23, 26, 26, 22, 31, 23, 21, 27, 21, 20 (12/01/90 to 01/12/91)

Scored 30 or More Points in 3 Straight Games: Mason Jones (only Razorback)

34 vs. S. Carolina (01/29/20), 30 at Alabama (02/01/20), 40 vs Auburn (02/04/20)

Most Points in Back-To-Back Games: 82 by Martin Terry

35 at TCU (02/20/73) and 47 vs. SMU (02/24/73)

Consecutive Free Throws Made: 48 by Ricky Medlock (20 gms; 12/21/74 to 03/04/75)

**Double-Double: Pts/Rebs: Tramon Mark (25 & 11) vs Abilene Christian (12/21/23)**

Double-Double: Pts/Assists: Jalen Tate (15 & 10) vs Georgia (01/09/21)

Two Players with Double-Double in Same Game: vs UNC Greensboro (12/06/22)

Khi Mitchell (13 pts & 14 rebs) and Devo Davis (10 pts & 10 rebs)

5 Straight Double-Doubles: (7) Jaylin Williams 13 & 11 vs AUB; 22 & 10 at BAMA;

13 & 11 at MIZ; 13 & 16 vs TENN; 15 & 10 at FLA; 16 & 12 vs UK; 19 & 10 vs LSU

3+ Straight Double-Doubles in SEC: (5) Jaylin Williams (AUB/@Bama/@MIZ/TEN/@FLA/UK/LSU)

Most Consecutive Double-Doubles: 9 by Dean Tolson (1973-74) and 6 by Derek Hood (1998-99)

Three Players with Double-Double in Same Game: vs Alabama (01/16/10) – Marshawn Powell

18 pts, 10 rebs), Mike Washington (17 pts, 13 rebs) and Courtney Fortson (12 pts, 10 assists)

Had 5-Plus Assists in 5-Plus Consecutive Games: (6) by Jalen Harris

11, 6, 10, 12, 7, 10 (11/21/81 thru 12/15/18)

Had 10 or More Assists in Back-to-Back Games: Jalen Harris

10 vs. FIU (12/01/18) and 12 at Colorado State (12/05/18)

Three-Plus Players with 5-Plus Assists in a Game: vs. Montana State (11/21/18)

Jalen Harris (11), Isaiah Joe (5) and Desi Sills (5)

Had 5 or More Steals in Back-to-Back Games: Ronnie Brewer

5 vs. Western Illinois (01/01/06) and 5 vs. Mississippi State (01/07/06)

## LAST TIME AN OPPONENT PLAYER...

### • SCORING •

**Scored 30 Points: 30 RJ Davis vs North Carolina (11/24/23)**

Scored 40 Points: 45 Jodie Meeks vs. Kentucky (02/14/09)

Scored 50 Points: 56 Oscar Robertson vs. Cincinnati (03/15/58) **(most on record)**

### • FIELD GOALS MADE •

Made 15 Field Goals: 17 (17-24) Jodie Meeks vs. Kentucky (02/14/09)

Made 20 Field Goals: 21 Oscar Robertson vs. Cincinnati (03/15/58) **(most on record)**

### • FIELD GOALS ATTEMPTED •

Attempted 20 Field Goals: 20 (9-20) Matt Bradley (11/23/22)

Attempted 25 Field Goals: 28 (11-28) Devan Downey vs. South Carolina (02/17/10)

### • FIELD GOAL PERCENTAGE •

Shot 100% FG (Min. 7 att): Adam Wing (8-8) vs. Evansville (12/08/15)

### • 3-POINTERS MADE •

Made 7 3-pointers: 7 (7-15) Tyler Hall vs. Montana State (11/21/18)

Made 10 3-pointers: 10 (10-19) Lance Weems at Auburn (01/06/96)

### • 3-POINTERS ATTEMPTED •

Attempted 15 3-pointers: 15 (7-15) Tyler Hall vs. Montana State (11/21/18)

Attempted 20 3-pointers: 22 (5-22) Jeff Fryer vs. Loyola Marymount (03/16/89)

### • FREE THROWS MADE •

**Made 10 Free Throws: 10 (10-10) JP Pegues vs Furman (12/04/23)**

Made 15 Free Throws: 15 (15-17) Keyontae Johnson at Florida (02/18/20)

### • FREE THROWS ATTEMPTED •

**Attempted 15 Free Throws: 15 (9-15) Trazarien Whittevs UNCW (12/30/23)**

Attempted 20 Free Throws: 24 (18-24) Frank Williams vs. Illinois (12/08/01)

### • FREE THROW PERCENTAGE •

**Shot 100% FT (min 10 att): 10-10 JP Pegues vs Furman (12/04/23)**

### • REBOUNDS •

Grabbed 15-19 Rebounds: 15 Henry Coleman III vs Texas A&M (01/31/23)

Grabbed 20 Rebounds: 20 Antonio McDyeess vs. Alabama (03/11/95)

• Grabbed 10 Offensive Rebounds: 11 Tyler Davis at Texas A&M (01/30/18)

• Grabbed 10 Defensive Rebounds: 10 Oscar Tshiebwe vs Kentucky (02/26/22)

### • ASSISTS •

Had 10 Assists: 11 Tremont Waters vs. LSU (01/12/19)

Had 13 Assists: 13 Chuck Evans at Mississippi State (01/27/93) **(on record)**

### • STEALS •

Had 5 Steals: 6 Alpha Diallo at Providence (03/19/19)

Had 8 Steals: 8 Terry Conerway vs. Texas State (12/21/02)

### • BLOCKED SHOTS •

Had 6-9 Blocks: 6 Johni Broome at Auburn (01/07/23)  
Had 10 Plus Blocks: 10 P.J. Roberson vs. Grambling State (11/26/11)

### • TURNOVERS •

Committed 7-9 Turnovers: 7 Wendell Green Jr vs Auburn (02/08/22)  
Committed 10 Plus Turnovers: 12 Devin Gibson vs. UTSA (12/12/07)

## LAST TIME ARKANSAS HIGHS...

### • SCORING •

**Scored 100-119 Points: 106 UNCW (12/30/23)**  
Scored 120-Plus Points: 142 vs. Mississippi Valley State (11/25/20)  
Scored 50 Points in 1st Half: 53 at Georgia (02/02/22)  
**Scored 50 Points in 2nd Half: 58 vs UNCW (12/30/23)**  
Scored 60 or More Points in a Half: 61 (1st) vs. Miss Valley State (11/25/20)  
Scored 70 or More Points in a Half: 71 (1st) vs. Alcorn (11/13/09)  
Scored 80 or More Points in a Half: 81 (2nd) vs. Miss Valley State (11/25/20)  
Most Points in a Half: 88 (2nd) vs. U.S. International (12/09/89)

### • FIELD GOALS MADE •

Made 40 Field Goals: 40 (40-71) at Georgia (02/02/22)  
Made 50 Field Goals: 57 (57-99) vs. Troy (12/10/96)  
**RECORD: 68 (68-101) vs. U.S. International (12/09/89)**

### • FIELD GOALS ATTEMPTED •

Attempted 80 Field Goals: 86 (48-86) vs Miss Valley State (11/25/20)  
Attempted 90 Field Goals: 99 (57-99) vs. Troy (12/10/96)  
Attempted 100 Field Goals: 101 (68-101) vs. US International (12/09/89)  
**RECORD: 101 (68-101) vs. U.S. International (12/09/89)**

### • FIELD GOAL PERCENTAGE •

**Shot 60% FG: 60.7 (37-61) vs Furman (12/04/23)**  
Shot 70% or Better FG: 72.7 (32-44) vs. Alabama State (12/21/83)  
**RECORD: 79.4 (27-34) vs. Texas Tech (1979)**

### • 3-POINTERS MADE •

Made 15 3-pointers: 15 (15-28) at Georgia (02/02/22)  
Made 20 3-pointers: 20 (20-40) vs Miss Valley State (11/25/20)  
**RECORD: 21 (21-37) vs. Troy (12/10/96)**

### • 3-POINTERS ATTEMPTED •

Attempted 30 3-pointers: 33 (15-33) at South Carolina (02/03/21)  
Attempted 40 3-pointers: 40 (20-40) vs Miss Valley State (11/25/20)  
**RECORD: 54 (19-54) vs. North Texas (12/30/98)**

### • 3-POINT PERCENTAGE •

Shot 50% 3PT FG (min. 15 att): 55.0 (11-22) vs Georgia (02/21/23)  
Shot 60% or Better 3PT FG (min. 15 att): 61.1 (11-18) at Vanderbilt (03/06/19)  
**RECORD (min. 15 att): 66.7 (16-24) vs. Mississippi State (01/09/16)**

### • FREE THROWS MADE •

**Made 20 Free Throws: 26 (26-33) vs Stanford (11/22/23)**  
**Made 30 Free Throws: 33 (33-43) vs UNCW (12/30/23)**  
Made 40 Free Throws: 41 (41-49) at Kentucky (01/25/92)  
**RECORD: 48 (48-53) vs. Ole Miss (01/17/04)**

### • FREE THROW ATTEMPTS •

**Attempted 40 Free Throws: 43 (33-43) vs UNCW (12/30/23)**  
Attempted 50 Free Throws: 54 (36-54) vs LSU (03/04/20)  
Attempted 60 Free Throws: 65 vs. TCU (1955)  
**RECORD: 65 vs. TCU (1955)**

### • FREE THROW PERCENTAGE •

Shot 80% FT (min. 10 att): 80.8 (21-26) vs Kansas (03/18/23)  
Shot 90% or Better FT (min. 10 att): 94.4 (17-18) vs. Oklahoma (12/11/21)  
**RECORD (min 10 att): 100 3x - Best 16-16 at Kentucky (02/27/14)**

### • REBOUNDS •

**Grabbed 40 Rebounds: 40 vs UNCW (12/30/23)**  
**Grabbed 50 Rebounds: 52 vs Stanford (11/22/23)**  
Grabbed 55-Plus Rebounds: 58 vs Oral Roberts (12/20/20)  
**RECORD: 77 vs. Jackson State (01/22/02)**

### • ASSISTS •

Had 25 Assists: 26 vs Georgia (02/21/23)  
Had 30 Assists: 32 vs. Jackson State (11/22/96)  
Had 40 Assists: 40 vs. Troy (12/10/96)  
**RECORD: 47 vs. U.S. International (12/09/89)**

### • STEALS •

Had 15 Steals: 16 vs Bradley (12/17/22)  
Had 20 Steals: 24 vs. Maryland-Eastern Shore (01/02/01)  
Had 25 Steals: 26 vs. Louisiana-Monroe (11/25/00)  
**RECORD: 26 vs. Louisiana-Monroe (11/25/00)**

### • BLOCKED SHOTS •

**Had 10 Blocks: 10 vs Furman (12/04/23)**  
Had 13 Blocks: 13 vs Texas A&M (01/31/23)  
**Had 15 Blocks: 15 vs Gardner-Webb (11/10/23)**  
**RECORD: 18 vs. Missouri (12/05/95)**

### • MOST TURNOVERS •

Had 25 Turnovers: 25 at South Carolina (02/21/09)  
Had 30 Turnovers: 32 vs. Providence (11/16/07)  
**RECORD: 32 vs. Providence (11/16/07)**

### • FOULS •

Committed 25 Fouls: 28 vs Missouri (01/02/21)  
Committed 30 Fouls: 33 at Missouri (01/18/23)  
**RECORD: 38 vs. Missouri (12/04/61)**

## LAST TIME ARKANSAS LOWS...

### • SCORING •

Held to 40-45 Points: 43 at Florida (01/22/11)  
Held to 46-49 Points: 46 at Mississippi State (02/09/16)  
**Held to 50-55 Points: 51 vs Auburn (01/06/24)**  
Held to 56-59 Points: 57 at Tennessee (02/28/23)  
Held to 19 Points or Less in a Half: 19 (1st half) at LSU (12/28/22)

### • FIELD GOALS •

**Held to Below 20 Field Goals Made: 18 (18-58) vs Auburn (01/06/24)**

### • FIELD GOAL PERCENTAGE •

Held to 20-29% FG: 27.5 (14-51) vs New Mexico State (03/19/22)  
**Held to 30-35% FG: .310 (18-58) vs Auburn (01/06/24)**

### • 3-POINTERS •

Did not Make a 3-pointer: 0 (0-1) vs South Carolina (01/18/22)  
Held to 1-2 3-PT FG Made: 2 (2-16) at Auburn (01/07/23)  
Attempted Single-Digit 3-pointers: 9 (4-9) at Kentucky (02/07/23)

### • 3-POINT PERCENTAGE •

Shot 10% or Worse 3PT FG: 0.0 (0-11) vs South Carolina (01/18/22)  
Shot 11-19% 3PT FG: 19.0 (2-16) at Auburn (01/07/23)

### • FREE THROWS •

**Made 5 or Less Free Throws: 4 (4-8) vs Lipscomb (12/16/23)**  
Attempted Single Digit Free Throws: 7 (4-7) at Georgia (02/02/22)

### • FREE THROW PERCENTAGE •

Shot 40-49% FT: 47.1 (8-17) vs Southern (12/09/20)  
Shot Below 40% FT: 26.7 (4-15) at Texas A&M (01/09/13)

### • REBOUNDING •

Had 19 or Fewer Rebounds: 19 at Missouri (03/05/13)  
Had 20-25 Rebounds: 25 vs Oklahoma (12/10/22)

### • ASSISTS •

**Held to 6 Assists or less: 6 vs Stanford (11/22/23)**

### • STEALS •

Had 0 Steals: vs Texas Tech (03/21/21) **(only time on record)**  
Had 1 Steal: 1 vs Florida (03/09/18)  
Had 2-3 Steals: 3 at Vanderbilt (01/14/23)

### • BLOCKED SHOTS •

Had No Blocked Shots: 0 vs Missouri (1/23/19)

### • FEWEST TURNOVERS •

**Had 1-4 Turnovers: 4 vs Old Dominion (11/13/23)**  
Had 5 Turnovers: 5 vs New Mexico State (3/19/22)

### • FOULS •

Had Single Digit Fouls: 6 vs Mercer (11/09/21)

## ARKANSAS IN OVERTIME...

Overall Record	70-59
• Single OT Only	61-66
• 2OT Only	9-2
• 3OT Only	0-1

### LAST TIME:

Played in a Single OT game:	11/23/22 vs San Diego State	W, 78-74 (OT)
<b>Played in a 2OT game:</b>	<b>11/22/23 vs Stanford</b>	<b>W, 77-74 (2 OT)</b>
Played in a 3OT game:	02/09/80 vs Houston	L, 90-84 (3 OT)

LAST TIME AN OPPONENT HIGHS...

• SCORING •
Scored 100 Points: 106 at Tennessee (01/15/19) Scored 110 Points: 117 at Ole Miss (12/10/73) Scored 50 Points in 1st Half: 55 at Tennessee (01/15/19) Scored 50 Points in 2nd Half: 58 at Alabama (02/25/23) Scored 60 or More Points in a Half: 63 (2nd half) at Vanderbilt (01/14/23)
• FIELD GOALS MADE •
Made 30 Field Goals: 34 (34-70) vs Auburn (01/06/24) Made 40 Field Goals: 40 (40-68) by Texas (01/05/10) Made 45 Field Goals: 45 (45-80) vs. Pittsburgh (12/29/86)
• FIELD GOALS ATTEMPTED •
Attempted 70 Field Goals: 70 (34-70) vs Auburn (01/06/24) Attempted 80 Field Goals: 80 (30-80) by Auburn (02/08/22)
• FIELD GOAL PERCENTAGE •
Shot 60% FG: 61.1 (15-23) vs. Auburn (02/17/16) Shot 65% FG: 67.7 (4-65) vs. North Carolina (03/23/08) Shot 69% FG: 69.8 (37-53) at Auburn (01/14/95)
• 3-POINTERS MADE •
Made 15 3-pointers: 15 (15-36) at Alabama (01/16/21) Made 17 3-pointers: 17 (17-37) vs UNI (11/17/21) - TIES RECORD BY OPP (3x)
• 3-POINTERS ATTEMPTED •
Attempted 30 3-pointers: 30 (7-30) vs Lipscomb (12/16/23) Attempted 35 3-pointers: 37 (17-7) vs UNI (11/17/21)
• 3-POINT PERCENTAGE •
Shot 50% 3PT FG (min 15 att): 53.3 (8-15) vs Texas A&M (03/12/22) Shot 60% or Better 3PT FG (min 15 att): 66.7 (12-18) at Tennessee (03/05/22)
• FREE THROWS •
Made 20 Free Throws: 24 (24-34) vs UNCW (12/30/23) Made 30 Free Throws: 30 (30-40) at Missouri (01/18/23) Made 40 Free Throws: 40 (40-50) vs. UMass (11/25/94)
• FREE THROW ATTEMPTS •
Attempted 35 Free Throws: 36 (29-36) at Vanderbilt (01/14/23) Attempted 40 Free Throws: 40 (30-40) at Missouri (01/18/23) Attempted 50 Free Throws: 50 (39-50) vs. South Carolina (03/11/04)
• FREE THROW PERCENTAGE •
Shot 80% FT (min. 10 att): .833 (25-30) at Alabama (02/25/23) Shot 90% or Better FT (min. 10 att): .950 (19-20) vs Texas A&M (01/22/22) Shot 100% (min. 10 att): 1.000 (14-14) vs Florida (02/16/21)
• REBOUNDING •
Grabbed 45 Rebounds: 46 vs Auburn (01/06/24) Grabbed 50 Rebounds: 51 vs Missouri (01/02/21) Grabbed 55-Plus Rebounds: 60 vs Auburn (02/08/22) • Grabbed 20 Offensive Rebounds: 24 vs Texas A&M (01/31/23)
• ASSISTS •
Had 25 Assists: 25 vs. Louisville (11/17/09) Had 30 Assists: 30 at UAB (01/27/90)
• STEALS •
Had 15 Steals: 15 at LSU (02/24/10) Had 18 Steals: 18 vs. Alcorn State (12/02/95)
• BLOCKED SHOTS •
Had 10 Blocks: 10 at Tennessee (01/22/14) Had 13 Blocks: 13 at Mississippi State (01/14/10)
• MOST TURNOVERS •
Had 20 Turnovers: 22 vs Colgate (03/19/21) Had 25 Turnovers: 27 vs Bradley (12/17/22) Had 30 Turnovers: 30 vs. Fordham (11/11/22) MOST ON RECORD: 42 vs. Grambling (12/31/00) and Bethune-Cookman (12/02/97)
• FOULS •
Committed 30-plus Fouls: 32 vs Alabama (02/24/21) RECORD: 36 vs. Centenary (12/04/82)

LAST TIME AN OPPONENT LOWS

• SCORING •
Held to 30-39 Points: 33 vs. Vanderbilt (01/12/13) Held to 40-45 Points: 40 vs LSU (01/24/23) Held to 46-49 Points: 48 vs Fordham (11/11/22) Held to 50-55 Points: 50 vs Lipscomb (12/05/20) Held to 56-59 Points: 5x LAST 58 vs UNC Greensboro (12/06/22) Held Below 20 Points in 1st Half: 14 vs LSU (01/24/23) Held Below 20 Points in 2nd Half: 18 vs Savannah State (12/12/13) No Opponent Player Scored in Double-Digits: vs LSU (01/24/23)
• FIELD GOAL PERCENTAGE •
Held to 21% or Worse FG: .2097 (13-62) vs. Jackson State (11/22/02) Held to 20-29% FG: .259 (14-54) vs LSU (01/24/23) Held to 30-35% FG: .342 (26-76) vs Texas A&M (01/31/23)
• 3-POINTERS •
Did not Make a 3-pointer: 0 (0-10) by Mississippi State (02/07/15) Held to 1 3-PT FG Made: 1 (1-10) vs Texas A&M (03/10/23) Held to 2-3 3-PT FG Made: 2 (2-18) vs San Diego State (11/23/22)
• 3-POINT PERCENTAGE •
Shot 10% or Worse 3PT FG: 10.0 (1-10) vs Texas A&M (03/10/22) Shot 11-16% 3PT FG: 11.1 (1-9) vs LSU (01/24/23) Shot 17-19% 3PT FG: 19.0 (4-21) vs Florida (02/18/23)
• FREE THROWS •
Made 1-5 Free Throws: 4 (4-5) vs Old Dominion (11/13/23) Made 6-9 Free Throws: 6 (6-12) at LSU (12/28/22)
• FREE THROW ATTEMPTS •
Attempted Single Digit Free Throws: 9 (7-9) vs Lipscomb (12/16/23)
• FREE THROW PERCENTAGE •
Shot Below 40% FT: 38.1 (8-21) vs. Texas State (12/22/18) Shot 40-49% FT: 46.2 (5-13) vs Ole Miss (01/21/23)
• REBOUNDING •
Had 19 or Fewer Rebounds: 19 vs Auburn (03/09/23) Had 20-25 Rebounds: 25 vs Florida (02/18/23)
• ASSISTS •
Held 5 Assists or Fewer: 5 at Baylor (01/28/23)
• STEALS •
Had No Steals: 0 vs Vanderbilt (01/15/20) Had 1 Steal: 1 vs Cincinnati (11/23/21) Had 2 Steals: 2 vs UNCW (12/30/23)
• BLOCKED SHOTS •
Had No Blocked Shots: 0 vs Fordham (11/11/22)
• FEWEST TURNOVERS •
Had 0-5 Turnovers: 5 at Tennessee (01/06/21) Had 6-9 Turnovers: 8 at Baylor (01/28/23)
• FOULS •
Had Single Digit Fouls: 8 at Michigan (12/08/12) Committed 10-14 Fouls: 14 vs UNI (11/17/21)

GAME 1



59

Alcorn State

22 37

59 93



Nov. 6, 2023 • Fayetteville, Ark. • Bud Walton Arena

Alcorn 59 • 0-1

#	Player		Total		3-Ptr		Rebounds			PF	TP	A	TO	Blk	Stl	Min	
			FG-FGA	FG-FGA	FT-FTA	Off	Def	Tot									
00	Stephen Byard	f	1-4	0-0	0-1	0	1	1	1	2	1	0	0	1	1	16	
11	Rodrique Massenat	f	2-5	0-0	0-2	1	0	1	1	4	1	1	1	3	19		
07	Alex Tsynkevich	c	3-3	0-0	1-2	1	0	1	4	7	0	1	0	0	18		
02	Byron Joshua	g	3-11	1-3	5-6	0	1	1	4	12	2	4	0	0	0	23	
10	Jeremiah Gambrell	g	6-8	2-3	3-5	0	2	2	0	17	0	1	0	1	1	28	
01	Mike Pajaud		1-3	0-0	3-4	3	4	7	3	5	0	2	0	1	18		
03	Jalen Hawkins		3-8	0-2	1-1	0	2	2	1	7	2	3	0	0	0	23	
04	Roderick Jones		1-4	0-1	0-1	0	3	3	4	2	0	0	0	0	0	13	
05	Willie Anderson		0-2	0-0	0-0	0	1	1	4	0	2	0	0	0	0	10	
09	Jalyke Gaines-Wyatt		0-3	0-0	3-4	0	0	0	2	3	0	1	0	0	0	10	
14	Cameron Butler		0-0	0-0	0-0	0	2	2	0	0	0	0	0	0	0	6	
20	Trevon Stoutermire		0-0	0-0	0-0	1	2	3	3	0	1	1	2	1	1	16	
Team						1	1	2									
Totals			20-51	3-9	16-26	7	19	26	27	59	7	16	3	7	200		
FG % 1st Half: 10-27			37.0%	2nd half: 10-24	41.7%	Game: 20-51	39.2%										Deadball
3FG % 1st Half: 1-4			25.0%	2nd half: 2-5	40.0%	Game: 3-9	33.3%										Rebounds
FT % 1st Half: 1-3			33.3%	2nd half: 15-23	65.2%	Game: 16-26	61.5%										4

Arkansas 93 • 1-0

#	Player		Total		3-Ptr		Rebounds			PF	TP	A	TO	Blk	Stl	Min
			FG-FGA	FG-FGA	FT-FTA	Off	Def	Tot								
02	Trevon Brazile	f	4-5	1-2	4-4	1	5	6	0	13	0	1	0	1	1	22
08	Chandler Lawson	f	0-0	0-0	2-2	1	1	2	0	2	0	1	0	1	7	
03	El Ellis	g	3-6	1-4	1-2	0	0	0	2	8	4	3	0	1	1	24
04	Davonte Davis	g	2-5	1-3	0-0	2	3	5	3	5	0	0	1	1	24	
12	Tramon Mark	g	6-8	4-6	0-0	0	1	1	0	16	3	1	0	1	21	
00	Khalif Battle		5-9	3-6	8-9	1	2	3	3	21	2	3	0	0	1	19
05	Joseph Pinion		1-3	1-2	4-4	0	1	1	0	7	0	0	1	2	12	
06	Layden Blocker		0-1	0-1	0-0	0	0	0	5	0	1	1	0	1	10	
07	Denijay Harris		1-2	0-0	3-6	3	4	7	1	5	2	2	0	0	12	
10	Baye Fall		1-2	0-0	2-6	1	3	4	5	4	0	2	2	2	9	
11	Jalen Graham		4-6	0-0	0-2	2	6	8	0	8	0	0	0	0	14	
15	Makhi Mitchell		0-0	0-0	0-0	0	0	0	1	0	0	0	0	0	4	
21	Cade Arbogast		0-1	0-0	0-0	0	0	0	1	0	0	0	0	0	2	
24	Jeremiah Davenport		1-6	1-6	0-0	2	1	3	1	3	3	0	1	0	19	
45	Lawson Blake		0-0	0-0	1-2	0	1	1	0	1	0	0	0	0	1	
Team						1	2	3								
Totals				28-54	12-30	25-37	14	30	44	22	93	20	15	4	10	200
FG % 1st Half: 16-27			59.3%	2nd half: 12-27	44.4%	Game: 28-54	51.9%									Deadball
3FG % 1st Half: 6-15			40.0%	2nd half: 6-15	40.0%	Game: 12-30	40.0%									Rebounds
FT % 1st Half: 8-15			53.3%	2nd half: 17-22	77.3%	Game: 25-37	67.6%									5

Score by periods				1st	2nd	Total								
Alcorn				22	37	59								
Arkansas				46	47	93								
		Points	In Paint	Off T/O	2nd Chance	Fast Break	Bench							
		ALCORN	30	10	8	13	17							
		ARK	32	25	8	18	49							

GAME 3



77

Old Dominion

31 46

77 86



Nov. 13, 2023 • Fayetteville, Ark. • Bud Walton Arena

Old Dominion 77 • 1-2

#	Player		Total		3-Ptr		Rebounds			PF	TP	A	TO	Blk	Stl	Min
			FG-FGA	FG-FGA	FT-FTA	Off	Def	Tot								
11	Dani Pounds	f	2-5	0-0	0-0	3	3	6	5	4	0	1	0	0	0	21
00	Vasean Allette	g	2-11	0-3	0-0	0	4	4	2	4	5	2	0	2	23	
01	Jason Wade	g	0-2	0-1	0-0	2	0	2	3	0	0	0	0	1	18	
02	Chaunce Jenkins	g	8-19	3-6	2-2	1	6	7	2	21	3	3	0	0	36	
10	Tyrone Williams	g	3-8	1-2	1-2	2	3	5	0	8	1	1	0	0	21	
03	Imo Essien		0-2	0-1	0-0	0	0	0	1	0	0	0	0	0	6	
13	Devin Ceaser		8-12	2-3	0-0	0	3	3	2	18	1	0	0	0	15	
15	R.J. Blakney		5-6	3-4	1-1	0	4	4	2	14	1	0	1	0	22	
21	Leeroy Odiah		1-1	0-0	0-0	3	1	4	4	2	0	1	0	0	19	
55	Bryce Baker		2-5	2-4	0-0	0	1	1	1	6	3	1	0	0	19	
Team						1	2	3								
Totals				31-71	11-24	4-5	12	27	39	22	77	14	10	1	3	200
FG % 1st Half: 13-34			38.2%	2nd half: 18-37			48.6%	Game: 31-71			43.7%	Deadball Rebounds 1,1				
3FG % 1st Half: 3-11			27.3%	2nd half: 8-13			61.5%	Game: 11-24			45.8%					
FT % 1st Half: 2-3			66.7%	2nd half: 2-2			100.0%	Game: 4-5			80.0%					

Arkansas 86 • 3-0

#	Player		Total		3-Ptr		Rebounds			PF	TP	A	TO	Blk	Stl	Min
			FG-FGA	FG-FGA	FT-FTA	Off	Def	Tot								
02	Trevon Brazile	f	3-7	2-4	3-6	2	2	4	3	11	2	2	4	1	1	30
08	Chandler Lawson	f	1-1	0-0	0-0	0	2	2	1	2	0	1	1	0	7	
03	El Ellis	g	7-11	1-2	2-4	0	3	3	0	17	8	0	0	1	1	34
04	Davonte Davis	g	6-11	1-4	3-6	2	3	5	0	16	2	0	0	1	1	37
12	Tramon Mark	g	2-7	1-3	2-2	0	6	6	4	7	1	0	0	0	0	21
00	Khalif Battle		3-6	2-3	5-6	0	2	2	2	13	1	1	0	0	0	20
06	Layden Blocker		0-2	0-1	0-0	0	0	0	0	0	0	0	0	0	0	2
11	Jalen Graham		1-3	0-0	0-0	0	0	0	1	2	0	0	0	0	0	6
15	Makhi Mitchell		6-7	0-0	3-5	3	7	10	1	15	1	0	1	0	0	30
24	Jeremiah Davenport		1-4	1-2	0-0	0	1	1	0	3	0	0	0	0	0	13
Team						1	1	2								
Totals			30-59	8-19	18-29	8	27	35	12	86	15	4	6	3		200
FG % 1st Half: 13-29			44.8%	2nd half: 17-30	56.7%	Game: 30-59	50.8%									Deadball Rebounds
3FG % 1st Half: 3-9			33.3%	2nd half: 5-10	50.0%	Game: 8-19	42.1%									4,1
FT % 1st Half: 8-14			57.1%	2nd half: 10-15	66.7%	Game: 18-29	62.1%									

Score by periods				1st	2nd	Total								
Old Dominion				31	46	77								
Arkansas				37	49	86								
		Points	In Paint	Off T/O	2nd Chance	Fast Break	Bench							
		ODU	32	5	14	21	40							
		ARK	44	18	15	9	33							

Last FG - ODU 2nd-01:07, ARK 2nd-03:13.  
Largest lead - ODU by 3 1st-17:43, ARK by 14 1st-06:46.  
ODU led for 02:31. ARK led for 36:01. Game was tied for 01:28.

GAME 2



GAME 5

ESPN U



74

Stanford

#20/RV ARKANSAS

20 39 7 8 74

77

Nov. 22, 2023 • Paradise Island, Bahamas • Imperial Arena

Stanford 74 • 3-2

#	Player	Total			3-Ptr			Rebounds			PF	TP	A TO Blk			Stl	Min
		FG-FGA	FG-FGA	FT-FTA	FG-FGA	FG-FGA	FT-FTA	Off	Def	Tot							
14	Spencer Jones	f	10-20	5-10	2-6	2	6	8	4	27	1	2	0	0	0	42	39
42	Maxime Raynaud	f	3-8	0-2	2-2	5	5	10	1	8	2	5	0	0	0	39	
01	Jared Bynum	g	5-16	1-5	2-3	1	4	5	3	13	8	3	0	0	0	42	
02	Andrej Stojakovic	g	3-6	0-1	1-2	1	5	6	3	7	1	1	0	2	30		
13	Michael Jones	g	1-5	1-5	2-4	0	3	3	5	5	1	0	0	1	36		
10	Max Murrell		0-0	0-0	0-0	0	0	0	0	0	1	0	0	0	4		
15	Benny Gealer		1-4	1-4	0-0	0	2	2	1	3	1	2	0	0	11		
22	James Keefe		1-1	0-0	2-4	1	3	4	1	4	0	0	0	0	18		
23	Brandon Angel		2-5	1-3	2-3	0	4	4	5	7	1	6	0	1	28		
Team								2	2	4							
Totals			26-65	9-30	13-24	12	34	46	23	74	16	19	0	4	250		
FG % 1st Half:		8-23	34.8%	2nd half:	14-28	50.0%	OT:	4-14	28.6%	Game:	26-65	40.0%	Deadball Rebounds				
3FG % 1st Half:		3-11	27.3%	2nd half:	5-11	45.5%	OT:	1-8	12.5%	Game:	9-30	30.0%	7				
FT % 1st Half:		1-3	33.3%	2nd half:	6-9	66.7%	OT:	6-12	50.0%	Game:	13-24	54.2%					

Arkansas 77 • 4-1

#	Player	Total			3-Ptr			Rebounds			PF	TP	A TO Blk			Stl	Min
		FG-FGA	FG-FGA	FT-FTA	FG-FGA	FG-FGA	FT-FTA	Off	Def	Tot							
02	Trevon Brazile	f	3-12	2-5	6-6	8	9	17	2	14	2	2	0	2	45		
15	Makhi Mitchell	f	3-7	0-0	0-0	2	1	3	0	6	0	1	0	1	17		
04	Davonte Davis	g	3-14	1-4	3-6	0	6	6	4	10	3	5	0	1	45		
12	Tramon Mark	g	6-15	1-4	12-15	0	1	1	4	25	1	1	0	1	41		
24	Jeremiah Davenport	g	0-1	0-1	0-0	0	0	0	1	0	0	1	0	0	10		
00	Khalif Battle		2-11	1-4	4-4	0	1	1	5	9	0	1	0	1	31		
03	El Ellis		0-4	0-1	0-0	0	0	0	1	0	0	1	0	0	6		
05	Joseph Pinion		0-0	0-0	0-0	0	1	1	1	0	0	0	0	0	3		
06	Layden Blocker		2-5	0-0	0-0	2	0	2	1	4	0	0	0	3	16		
08	Chandler Lawson		4-7	0-0	1-2	5	8	13	4	9	0	0	5	0	36		
Team						4	4	8									
Totals			23-76	5-19	26-33	21	31	52	23	77	6	13	5	9	250		
FG % 1st Half:		8-30	26.7%	2nd half:	10-32	31.3%	OT:	5-14	35.7%	Game:	23-76	30.3%	Deadball Rebounds				
3FG % 1st Half:		1-8	12.5%	2nd half:	3-8	37.5%	OT:	1-3	33.3%	Game:	5-19	26.3%	5				
FT % 1st Half:		5-6	83.3%	2nd half:	14-19	73.7%	OT:	7-8	87.5%	Game:	26-33	78.8%					

Officials: Owen Shortt,Jeb Hartness,Tony Padilla  
Technical fouls: Stanford-Brandon Angel. Arkansas-Trevon Brazile.  
Attendance: 820

Score by periods	1st	2nd	OT	OT2	Total
Stanford	20	39	7	8	74
Arkansas	22	37	7	11	77

Points	In Paint	Off T/O	2nd Chance	Fast Break	Bench
Stanford	30	10	7	7	14
Arkansas	32	16	23	4	22

Last FG - STAN OT2-00:45, ARK OT2-00:19.  
Largest lead - STAN by 9 2nd-15:25, ARK by 4 OT-03:45.  
STAN led for 26:13. ARK led for 14:25. Game was tied for 09:22.

Score tied - 11 times.  
Lead changed - 10 times.

GAME 7

ESPN 2



72

#20/RV ARKANSAS

#14/14 North Carolina

38 34 72

84

Nov. 24, 2023 • Paradise Island, Bahamas • Imperial Arena

Arkansas 72 • 4-3

#	Player	Total			3-Ptr			Rebounds			PF	TP	A TO Blk			Stl	Min
		FG-FGA	FG-FGA	FT-FTA	FG-FGA	FG-FGA	FT-FTA	Off	Def	Tot							
02	Trevon Brazile	f	0-4	0-1	0-0	0	2	2	3	0	1	3	2	0	21		
15	Makhi Mitchell	f	2-5	0-0	1-1	0	1	1	5	5	0	1	0	0	11		
04	Davonte Davis	g	0-0	0-0	0-0	0	1	1	3	0	0	1	0	0	23		
06	Layden Blocker	g	3-6	0-0	5-6	2	0	2	2	11	1	1	1	3	28		
12	Tramon Mark	g	13-17	4-6	4-7	0	5	5	3	34	0	1	1	0	33		
00	Khalif Battle		3-7	0-3	3-3	0	4	4	4	9	1	1	0	0	18		
03	El Ellis		0-3	0-1	0-0	0	2	2	0	0	0	0	1	0	17		
05	Joseph Pinion		0-0	0-0	0-0	0	0	0	1	0	0	0	0	0	2		
07	Denijay Harris		0-0	0-0	0-0	0	0	0	0	0	0	0	0	0	0+		
08	Chandler Lawson		2-5	0-1	0-1	1	2	3	3	4	2	1	0	0	19		
10	Baye Fall		0-0	0-0	0-0	0	1	1	0	0	0	0	1	0	3		
24	Jeremiah Davenport		3-8	1-5	2-2	0	1	1	3	9	1	2	0	1	25		
Team						3	2	5									
Totals			26-55	5-17	15-20	6	21	27	27	72	6	12	6	4	200		
FG % 1st Half:		14-26	53.8%	2nd half:	12-29	41.4%	Game:	26-55	47.3%	Deadball Rebounds					3		
3FG % 1st Half:		2-7	28.6%	2nd half:	3-10	30.0%	Game:	5-17	29.4%								
FT % 1st Half:		8-10	80.0%	2nd half:	7-10	70.0%	Game:	15-20	75.0%								

North Carolina 87 • 5-1

#	Player	Total			3-Ptr			Rebounds			PF	TP	A TO Blk			Stl	Min
		FG-FGA	FG-FGA	FT-FTA	FG-FGA	FG-FGA	FT-FTA	Off	Def	Tot							
05	Armando Bacot	f	3-9	0-0	3-3	1	3	4	3	9	0	1	0	0	28		
24	Jae'Lyn Withers	f	2-5	0-1	1-2	2	3	5	3	5	0	0	0	0	16		
55	Harrison Ingram	f	5-10	0-2	3-5	2	8	10	3	13	6	2	0	2	40		
02	Elliot Cadeau	g	2-4	1-1	2-4	1	1	2	5	7	3	1	0	0	26		
04	RJ Davis	g	9-18	2-5	10-10	0	2	2	3	30	2	1	0	1	35		
07	Seth Trimble		4-5	2-2	2-4	1	3	4	4	12	0	1	0	0	25		
08	Paxson Wojcik		2-5	1-3	0-0	0	0	0	2	5	0	2	0	0	19		
13	Jalen Washington		1-1	0-0	4-7	2	3	5	1	6	0	1	0	0	11		
Team						4	2	6									
Totals			28-57	6-14	25-35	13	25	38	24	87	11	10	0	3	200		
FG % 1st Half:		11-28	39.3%	2nd half:	17-29	58.6%	Game:	28-57	49.1%	Deadball Rebounds					5		
3FG % 1st Half:		2-7	28.6%	2nd half:	4-7	57.1%	Game:	6-14	42.9%								
FT % 1st Half:		11-18	61.1%	2nd half:	14-17	82.4%	Game:	25-35	71.4%								

Officials: Owen Shortt,Marquis Pettigrew,Jeb Hartness  
Technical fouls: Arkansas-None. North Carolina-None.  
Attendance: 1456

Score by periods	1st	2nd	Total
Arkansas	38	34	72
North Carolina	35	52	87

Points	In Paint	Off T/O	2nd Chance	Fast Break	Bench
ARK	24	11	7	17	22
UNC	38	19	10	15	23

Last FG - ARK 2nd-01:12, UNC 2nd-00:30.  
Largest lead - ARK by 3 1st-00:58, UNC by 15 2nd-01:26.  
ARK led for 04:09. UNC led for 33:44. Game was tied for 02:07.

Score tied - 7 times.  
Lead changed - 7 times.

GAME 6

ESPN



79

#20/RV ARKANSAS

#RV/RV Memphis

37 42 79

84

Nov. 23, 2023 • Paradise Island, Bahamas • Imperial Arena

Arkansas 79 • 4-2

#	Player		Total		3-Ptr		Rebounds			PF	TP					Min
			FG-FGA	FG-FGA	FT-FTA	FG-FGA	FG-FGA	FT-FTA	Off			Def	Tot	A	TO	
02	Trevon Brazile	f	5-10	1-3	2-2	7	3	10	4	13	1	3	0	2	39	
15	Makhi Mitchell	f	2-2	0-0	0-1	0	2	2	4	4	1	2	2	0	17	
04	Davonte Davis	g	5-14	3-7	2-2	0	3	3	3	15	1	3	0	0	38	
06	Layden Blocker	g	3-5	0-0	3-4	3	0	3	4	9	1	0	0	0	27	
12	Tramon Mark	g	4-9	0-2	4-5	0	1	1	3	12	0	1	0	1	26	
00	Khalif Battle		5-8	3-4	8-11	0	2	2	5	21	0	4	0	1	30	
03	El Ellis		0-3	0-2	0-0	0	1	1	0	0	3	2	0	0	13	
05	Joseph Pinion		0-0	0-0	0-0	0	0	0	0	0	0	0	0	0	0+	
08	Chandler Lawson		2-4	0-0	1-2	1	2	3	2	5	0	0	0	0	10	
	Team					2	6	8				3				
	Totals		26-55	7-18	20-27	13	20	33	25	79	7	18	2	4	200	
	FG % 1st Half:	11-26	42.3%	2nd half:	15-29	51.7%	Game:	26-55	47.3%						Deadball	
	3FG % 1st Half:	4-10	40.0%	2nd half:	3-8	37.5%	Game:	7-18	38.9%						Rebounds	
	FT % 1st Half:	11-14	78.6%	2nd half:	9-13	69.2%	Game:	20-27	74.1%						7	

<b>GAME 9</b>			<b>83</b>	Furman	35	48	83	<b>97</b>		
				<b>#RV/-</b>	<b>ARKANSAS</b>	40	57			97
	Dec. 4, 2023 • Fayetteville, Ark. • Bud Walton Arena									

Furman 83 • 4-5

#	Player		Total		3-Ptr		Rebounds			PF	TP	A	TO	Blk	Stl	Min
			FG-FGA	FG-FGA	FT-FTA	Off	Def	Tot								
13	Garrett Hien	f	4-9	1-3	1-2	1	4	5	4	10	1	0	0	1	30	
15	Tyrese Hughey	f	2-2	1-1	0-0	1	1	2	4	5	2	0	0	0	14	
24	Alex Williams	f	7-15	5-9	1-1	1	3	4	2	20	1	2	0	1	30	
00	PJay Smith	g	1-6	1-3	0-0	0	1	1	1	3	3	1	0	0	19	
01	JP Pegues	g	4-14	3-9	10-10	0	2	2	3	21	6	3	0	1	36	
04	Ben VanderWal		2-5	0-2	2-4	1	0	1	0	6	0	0	0	0	11	
11	Carter Whitt		6-16	1-4	1-2	0	4	4	3	14	2	1	0	3	29	
12	Davis Molnar		2-4	0-1	0-1	4	2	6	1	4	0	2	1	1	23	
21	Cooper Bowser		0-2	0-0	0-0	2	1	3	2	0	0	2	0	0	8	
Team						5	2	7								
Totals				28-73	12-32	15-20	15	20	35	20	83	15	11	1	7	200
FG % 1st Half: 13-36			36.1%	2nd half: 15-37			40.5%	Game: 28-73			38.4%	Deadball Rebounds 3				
3FG % 1st Half: 8-18			44.4%	2nd half: 4-14			28.6%	Game: 12-32			37.5%					
FT % 1st Half: 1-1			100.0%	2nd half: 14-19			73.7%	Game: 15-20			75.0%					

Arkansas 97 • 6-3

#	Player		Total		3-Ptr		Rebounds			PF	TP	A	TO	Blk	Stl	Min
			FG-FGA	FG-FGA	FT-FTA	Off	Def	Tot								
02	Trevon Brazile	f	5-8	2-3	1-1	0	4	4	0	13	0	0	2	0	27	
08	Chandler Lawson	f	8-10	1-2	2-2	1	2	3	1	19	1	1	3	1	18	
03	El Ellis	g	1-4	0-1	1-2	1	2	3	0	3	2	2	0	1	11	
04	Davonte Davis	g	2-5	1-2	2-2	1	9	10	4	7	8	0	0	0	38	
24	Jeremiah Davenport	g	2-4	0-2	0-0	0	0	0	1	4	1	0	1	1	11	
00	Khalif Battle		7-11	4-7	7-8	0	1	1	3	25	1	0	0	1	24	
06	Layden Blocker		4-5	0-0	1-4	0	5	5	4	9	5	1	3	0	24	
11	Jalen Graham		1-3	0-0	0-0	2	1	3	2	2	0	0	0	0	9	
12	Tramon Mark		3-6	0-2	1-2	0	3	3	3	7	2	4	1	2	26	
15	Makhi Mitchell		4-5	0-0	0-0	1	1	2	1	8	1	3	0	1	12	
Team						0	4	4								
Totals			37-61	8-19	15-21	6	32	38	19	97	21	11	10	7	200	
FG % 1st Half: 18-30			60.0%	2nd half: 19-31		61.3%	Game: 37-61		60.7%	Deadball Rebounds						
3FG % 1st Half: 3-9			33.3%	2nd half: 5-10		50.0%	Game: 8-19		42.1%	4						
FT % 1st Half: 1-2			50.0%	2nd half: 14-19		73.7%	Game: 15-21		71.4%							

Officials: Mike Nance,Bart Lenox,Don Daily  
Technical fouls: Furman-None. Arkansas-TEAM.  
Attendance: 19200

Score by periods	1st	2nd	Total
Furman	35	48	83
Arkansas	40	57	97

	In	Off	2nd	Fast	Bench
Points FURMAN	30	10	12	16	24
ARK	52	15	6	23	51

Last FG - FURMAN 2nd-00:52, ARK 2nd-00:08.  
Largest lead - FURMAN by 3 1st-17:42, ARK by 20 2nd-09:16.  
FURMAN led for 02:26. ARK led for 36:11. Game was tied for 01:23.

Score tied - 2 times.  
Lead changed - 6 times.

<b>GAME 11</b>				<b>66</b>	Lipscomb	33	33	66	<b>69</b>			
				<b>ARKANSAS</b>	<b>41</b>	<b>28</b>	<b>69</b>					
Dec. 16, 2023 • N. Little Rock, Ark. • Simmons Bank Arena												

Lipscomb 66 • 7-6

#	Player		Total		3-Ptr		Rebounds			PF	TP	A	TO	Blk	Stl	Min
			FG-FGA	FG-FGA	FT-FTA	Off	Def	Tot								
11	Owen McCormack	f	4-10	3-7	2-2	5	7	12	2	13	2	3	0	1	28	
35	Grant Asman	c	1-4	1-4	0-0	0	1	1	0	3	1	0	0	0	16	
00	A.J. McGinnis		3-12	0-6	4-4	2	2	4	2	10	0	0	0	0	26	
02	Will Pruitt	g	7-13	1-3	0-0	0	5	5	5	15	3	3	0	2	36	
22	Joe Anderson	g	5-8	1-2	0-0	0	3	3	0	11	3	1	0	4	36	
01	Rylan Houck		2-2	0-0	0-0	1	0	1	2	4	0	0	0	0	14	
05	Cody Head		2-6	1-1	1-3	1	0	1	2	6	0	1	0	1	15	
15	Dylan Faulkner		0-2	0-1	0-0	0	1	1	0	0	0	0	0	0	7	
21	TJ Johnson		1-4	0-3	0-0	0	2	2	0	2	1	0	0	0	13	
24	Jason Montgomery		1-6	0-3	0-0	0	1	1	0	2	0	1	1	0	9	
Team						3	0	3								
Totals			26-67	7-30	7-9	12	22	34	13	66	10	9	1	8	200	
FG % 1st Half: 14-33			42.4%	2nd half: 12-34		35.3%	Game: 26-67		38.8%	Deadball Rebounds						
3FG % 1st Half: 5-16			31.3%	2nd half: 2-14		14.3%	Game: 7-30		23.3%	3						
FT % 1st Half: 0-0			0.0%	2nd half: 7-9		77.8%	Game: 7-9		77.8%							

Arkansas 69 • 7-4

#	Player		Total		3-Ptr		Rebounds			PF	TP	A	TO	Blk	Stl	Min
			FG-FGA	FG-FGA	FT-FTA	Off	Def	Tot								
02	Trevon Brazile	f	3-7	0-1	0-1	2	4	6	0	6	1	2	1	0	7	24
08	Chandler Lawson	f	2-3	0-1	0-0	0	1	1	0	4	0	0	0	0	0	7
04	Davonte Davis	g	2-2	0-0	0-0	0	3	3	2	4	3	4	0	0	0	24
05	Joseph Pinion	g	0-0	0-0	0-0	0	0	0	0	0	0	0	0	0	0	2
24	Jeremiah Davenport	g	3-10	2-6	1-2	2	2	4	1	9	3	1	0	2	2	27
00	Khalif Battle		1-5	0-2	0-0	0	2	2	2	2	0	1	0	0	0	11
01	Keyon Menifield Jr.		1-3	0-1	0-0	1	2	3	3	2	2	0	0	0	0	19
03	El Ellis		0-0	0-0	0-0	0	0	0	0	0	0	0	0	0	0	1
06	Layden Blocker		1-3	0-0	0-1	1	3	4	0	2	4	3	0	2	2	20
07	Denijay Harris		0-0	0-0	0-0	0	0	0	0	0	0	0	0	0	0	0+
11	Jalen Graham		5-6	0-0	1-2	0	1	1	2	11	1	1	2	0	0	15
12	Tramon Mark		6-12	3-4	2-2	0	3	3	3	17	3	2	1	0	0	31
15	Makhi Mitchell		6-6	0-0	0-0	1	4	5	1	12	0	0	1	0	0	19
Team						1	2	3								
Totals				30-57	5-15	4-8	8	27	35	14	69	17	14	5	4	200
FG % 1st Half: 17-29			58.6%	2nd half: 13-28		46.4%	Game: 30-57		52.6%	Deadball Rebounds						
3FG % 1st Half: 4-7			57.1%	2nd half: 1-8		12.5%	Game: 5-15		33.3%	1,						
FT % 1st Half: 3-5			60.0%	2nd half: 1-3		33.3%	Game: 4-8									

Officials: Michael Swoboda,Wil Howard,Joe Lindsey  
Technical fouls: Lipscomb-Owen McCormack. Arkansas-Davonte Davis.  
Attendance: 16361

Score by periods	1st	2nd	Total
Lipscomb	33	33	66
Arkansas	41	28	69

	In	Off	2nd	Fast	Bench
Points LIPS	32	6	13	6	14
ARK	36	12	6	14	46

ast FG - LIPS 2nd-01:17, ARK 2nd-00:26.  
argest lead - LIPS by 4 1st-18:27, ARK by 20 2nd-11:59.  
JPS led for 01:44. ARK led for 37:09. Game was tied for 01:07.

Score tied - 1 time.  
Lead changed - 1 time.

<b>GAME 10</b>			<b>70</b>	<b>RV/- ARKANSAS</b>	<b>25</b>	<b>45</b>	<b>70</b>	<b>84</b>	
<b>ESPN 2</b>			<b>#19/22</b>	<b>Oklahoma</b>	<b>37</b>	<b>42</b>	<b>79</b>		
Dec. 9, 2023 • Tulsa, Okla. • BOK Center									

Arkansas 70 • 6-4

#	Player	Total	
---	--------	-------	--

GAME 13

SEC ESPN NETWORK



90

UNC Wilmington

42 48

90

106

ARKANSAS

48 58

106

Dec. 30, 2023 • Fayetteville, Ark. • Bud Walton Arena



UNCW 90 • 9-3

#	Player	Total		3-Ptr		Rebounds			PF	TP	A	TO	Blk	Stl	Min
		FG-FGA	FG-FGA	FT-FTA	FT-FTA	Off	Def	Tot							
21	Khamari McGriff	f	1-2	0-0	0-0	1	2	3	4	2	0	1	0	0	10
01	Donovan Newby	g	1-3	1-2	2-2	1	2	3	4	5	5	2	0	1	21
02	Shykeim Phillips	g	9-13	3-4	4-5	1	2	3	4	25	2	0	1	1	28
03	Maleeck Harden-Hayes	g	1-5	1-3	1-2	1	0	1	3	4	0	0	0	0	23
05	Noah Ross	g	1-2	1-1	4-4	0	0	0	5	7	0	0	0	0	13
00	KJ Jenkins		4-16	2-10	0-0	0	5	5	2	10	2	1	0	1	32
04	Nolan Hodge		1-2	0-1	2-4	1	2	3	2	4	1	1	0	0	14
13	Trazarian White		9-20	1-4	9-15	3	2	5	3	28	2	2	0	0	36
23	Eric Van Der Heijden		1-3	1-3	2-2	6	5	11	2	5	1	1	1	0	23
	Team					1	0	1							
Totals			28-66	10-28	24-34	15	20	35	29	90	13	8	2	3	200
FG % 1st Half: 14-34		41.2%	2nd half: 14-32		43.8%	Game: 28-66		42.4%	Deadball Rebounds 7.1						
3FG % 1st Half: 6-14		42.9%	2nd half: 4-14		28.6%	Game: 10-28		35.7%							
FT % 1st Half: 8-13		61.5%	2nd half: 16-21		76.2%	Game: 24-34		70.6%							

Arkansas 106 • 9-4

#	Player	Total		3-Ptr		Rebounds			PF	TP	A	TO	Blk	Stl	Min
		FG-FGA	FG-FGA	FT-FTA	FT-FTA	Off	Def	Tot							
02	Trevon Brazile	f	5-8	0-1	2-3	2	6	8	5	12	1	1	0	0	33
08	Chandler Lawson	f	1-2	0-0	1-3	2	3	5	2	3	1	0	1	0	10
01	Keyon Menifield Jr.	g	8-14	3-7	13-17	1	3	4	0	32	5	3	0	0	35
04	Davonte Davis	g	5-7	3-5	1-2	3	3	6	4	14	6	1	0	3	36
12	Tramon Mark	g	5-8	1-2	7-8	1	1	2	5	18	1	0	1	1	24
00	Khalif Battle		0-5	0-2	2-2	0	1	1	0	2	1	0	0	1	7
03	El Ellis		1-3	0-1	2-2	0	2	2	1	4	0	0	0	0	10
05	Joseph Pinion		0-1	0-1	0-0	0	0	0	1	0	0	0	0	0	2
06	Layden Blocker		0-2	0-1	3-4	1	1	2	4	3	1	0	0	0	8
07	Denijay Harris		0-0	0-0	0-0	0	0	0	0	0	0	0	0	0	2
11	Jalen Graham		7-11	0-0	2-2	3	3	6	2	16	0	2	1	0	26
15	Makhi Mitchell		0-0	0-0	0-0	0	1	1	1	0	0	1	2	0	3
21	Cade Arboqast		0-0	0-0	0-0	0	0	0	0	0	0	0	0	0	0+
24	Jeremiah Davenport		1-2	0-0	0-0	1	0	1	2	2	0	0	0	0	4
	Team					1	1	2							
Totals			33-63	7-20	33-43	15	25	40	27	106	16	8	5	5	200
FG % 1st Half: 15-30		50.0%	2nd half: 18-33		54.5%	Game: 33-63		52.4%	Deadball Rebounds 4.1						
3FG % 1st Half: 5-11		45.5%	2nd half: 2-9		22.2%	Game: 7-20		35.0%							
FT % 1st Half: 13-18		72.2%	2nd half: 20-25		80.0%	Game: 33-43		76.7%							

Officials: Lucas Santos,Vladimir Voyard=Tadal,Jason Baker  
Technical fouls: UNCW=None. Arkansas-Trevon Brazile.  
Attendance: 19200

Score by periods	1st	2nd	Total
UNCW	42	48	90
Arkansas	48	58	106

Last FG - UNCW 2nd-00:30, ARK 2nd-00:00.  
Largest lead - UNCW by 6 1st-09:22, ARK by 19 2nd-06:22.  
UNCW led for 04:29. ARK led for 30:26. Game was tied for 05:05.

	Points	In Paint	Off T/O	2nd Chance	Fast Break	Bench
UNCW	30	9	20	23	47	
ARK	50	9	18	23	27	

Score tied - 8 times.  
Lead changed - 8 times.

GAME 14

ESPN U



83

#7/7 Auburn

37 46

83

51

ARKANSAS

30 21

51

Jan. 6, 2024 • Fayetteville, Ark. • Bud Walton Arena



Auburn 83 • 12-2,1-0 SEC

#	Player	Total		3-Ptr		Rebounds			PF	TP	A	TO	Blk	Stl	Min
		FG-FGA	FG-FGA	FT-FTA	FT-FTA	Off	Def	Tot							
02	Jaylin Williams	f	5-9	1-3	0-0	0	3	3	0	11	1	1	0	0	24
04	Johni Broome	f	7-13	0-2	0-0	3	5	8	1	14	3	2	2	2	25
05	Chris Moore	f	0-1	0-0	0-0	1	0	1	0	0	0	2	0	1	14
01	Aden Holloway	g	2-9	1-4	0-0	1	4	5	1	5	0	0	0	0	21
12	Denver Jones	g	2-5	1-1	2-3	0	0	0	0	7	1	0	1	1	19
00	K.D. Johnson		2-8	0-2	2-2	0	2	2	2	6	2	1	0	1	20
03	Tre Donaldson		5-6	1-1	0-0	0	7	7	1	11	4	1	0	0	19
10	Chad Baker-Mazara		5-9	2-3	4-4	1	3	4	2	16	3	0	0	0	21
23	Addarin Scott		0-0	0-0	0-0	0	1	1	0	0	1	0	0	0	2
24	Lior Berman		1-2	0-1	0-0	0	1	1	1	2	1	0	0	0	7
31	Chaney Johnson		2-5	1-1	0-0	0	3	3	3	5	0	0	0	0	15
44	Dylan Cardwell		3-3	0-0	0-2	3	5	8	3	6	0	0	2	0	13
	Team					2	1	3							
Totals			34-70	7-18	8-11	11	35	46	14	83	16	7	5	5	200
FG % 1st Half: 15-37		40.5%	2nd half: 19-33		57.6%	Game: 34-70		48.6%	Deadball Rebounds 2						
3FG % 1st Half: 2-10		20.0%	2nd half: 5-8		62.5%	Game: 7-18		38.9%							
FT % 1st Half: 5-6		83.3%	2nd half: 3-5		60.0%	Game: 8-11		72.7%							

Arkansas 51 • 9-5,0-1 SEC

#	Player	Total		3-Ptr		Rebounds			PF	TP	A	TO	Blk	Stl	Min
		FG-FGA	FG-FGA	FT-FTA	FT-FTA	Off	Def	Tot							
02	Trevon Brazile	f	5-9	1-5	0-0	1	6	7	1	11	0	1	3	0	33
08	Chandler Lawson	f	1-4	1-3	0-0	0	0	0	2	3	0	2	0	1	13
11	Jalen Graham	f	2-8	0-0	0-0	4	2	6	2	4	0	0	0	2	20
01	Keyon Menifield Jr.	g	5-15	4-9	0-3	0	3	3	0	14	4	2	0	1	32
12	Tramon Mark	g	3-8	1-3	3-4	1	4	5	1	10	2	1	0	0	29
00	Khalif Battle		1-4	0-1	2-4	0	2	2	1	4	0	1	1	0	17
03	El Ellis		0-2	0-1	0-0	0	1	1	0	0	0	1	0	0	7
04	Davonte Davis		0-4	0-2	2-2	0	1	1	3	2	1	2	0	0	25
05	Joseph Pinion		0-0	0-0	0-0	0	2	2	0	0	0	2	0	0	6
06	Layden Blocker		0-0	0-0	0-0	0	0	0	0	0	0	1	0	0	2
07	Denijay Harris		0-1	0-0	0-0	0	0	0	0	0	0	0	0	0	3
10	Baye Fall		0-0	0-0	1-2	0	0	0	0	1	0	0	0	0	4
15	Makhi Mitchell		1-3	0-0	0-0	0	3	3	1	2	1	0	0	0	9
	Team					1	1	2							
Totals			18-58	7-24	8-15	7	25	32	11	51	8	13	4	4	200
FG % 1st Half: 12-31		38.7%	2nd half: 6-27		22.2%	Game: 18-58		31.0%	Deadball Rebounds 5.1						
3FG % 1st Half: 4-15		26.7%	2nd half: 3-9		33.3%	Game: 7-24		29.2%							
FT % 1st Half: 2-7		28.6%	2nd half: 6-8		75.0%	Game: 8-15		53.3%							

Officials: Chuck Jones,K.B. Burdett Jr.,Doug Shows  
Technical fouls: Auburn-Chad Baker-Mazara; Tre Donaldson. Arkansas=None.  
Attendance: 19200

Score by periods	1st	2nd	Total
Auburn	37	46	83
Arkansas	30	21	51

Last FG - AUB 2nd-00:26, ARK 2nd-04:07.  
Largest lead - AUB by 32 2nd-00:26, ARK by 6 1st-14:44.  
AUB led for 30:30. ARK led for 06:05. Game was tied for 03:25.

	Points	In Paint	Off T/O	2nd Chance	Fast Break	Bench
AUB	37	6	13	17	46	
ARK	18	6	4	7	9	

Score tied - 6 times.  
Lead changed - 6 times.