

## 2023-24 SCHEDULE / RESULTS

DATE	DAY	ARK RANK	OPP RANK	AP/COACH	OPPONENT	TV	RESULT	ALL-TIME(S/C)
Nov. 6	Mon	14/14	-/-		ALCORN STATE	SEC +	W	93 59
Fayetteville, Ark.    Bud Walton Arena - Nolan Richardson Court <a href="#">Video</a> • <a href="#">Live Stats</a> • <a href="#">Final Book</a>								
Nov. 10	Fri	14/14	-/-		GARDNER-WEBB	SEC +	W	86 68
Fayetteville, Ark.    Bud Walton Arena - Nolan Richardson Court <a href="#">Video</a> • <a href="#">Live Stats</a> • <a href="#">Final Book</a>								
Nov. 13	Mon	14/14	-/-		OLD DOMINION	SEC +	W	86 77
Fayetteville, Ark.    Bud Walton Arena - Nolan Richardson Court <a href="#">Video</a> • <a href="#">Live Stats</a> • <a href="#">Final Book</a>								
Nov. 17	Fri	14/14	-/-		UNC GREENSBORO	SEC +	L	72 78
Fayetteville, Ark.    Bud Walton Arena - Nolan Richardson Court <a href="#">Video</a> • <a href="#">Live Stats</a> • <a href="#">Final Book</a>								
BAD BOY MOWERS BATTLE 4 ATLANTIS								
Nov. 22	Wed	20/RV	-/-		vs Stanford	ESPNU	20T W	77 74
Paradise Island, Bahamas    Imperial Arena <a href="#">Video</a> • <a href="#">Live Stats</a> • <a href="#">Final Book</a>								
Nov. 23	Thurs	20/RV	RV/RV		vs Memphis	ESPN	L	79 84
Paradise Island, Bahamas    Imperial Arena <a href="#">Video</a> • <a href="#">Live Stats</a> • <a href="#">Final Book</a>								
Nov. 24	Fri	20/RV	14/14		vs North Carolina	ESPN2	L	72 87
Paradise Island, Bahamas    Imperial Arena <a href="#">Video</a> • <a href="#">Live Stats</a> • <a href="#">Final Book</a>								
Nov. 29	Wed	RV/RV	7/7		DUKE	ESPN	W	80 75
Fayetteville, Ark.    Bud Walton Arena - Nolan Richardson Court <a href="#">Video</a> • <a href="#">Live Stats</a> • <a href="#">Final Book</a>								
Dec. 4	Mon	RV/-	-/-		FURMAN	SEC +	W	97 83
Fayetteville, Ark.    Bud Walton Arena - Nolan Richardson Court <a href="#">Video</a> • <a href="#">Live Stats</a> • <a href="#">Final Book</a>								
Dec. 9	Sat	RV/-	19/22		vs Oklahoma	ESPN2	L	70 79
Tulsa, Okla.    BOK Center <a href="#">CRIMSON/G/CARDINAL GLASSIC</a> <a href="#">Video</a> • <a href="#">Live Stats</a> • <a href="#">Final Book</a>								
Dec. 16	Sat	-/-	-/-		vs LIPSCOMB	SEC +	W	69 66
North Little Rock, Ark.    Simmons Bank Arena <a href="#">Video</a> • <a href="#">Live Stats</a> • <a href="#">Final Book</a>								
Dec. 21	Thurs	-/-	-/-		ABILENE CHRISTIAN	SEC Network	W	83 73
Fayetteville, Ark.    Bud Walton Arena - Nolan Richardson Court <a href="#">Video</a> • <a href="#">Live Stats</a> • <a href="#">Final Book</a>								
Dec. 30	Sat	-/-	-/-		UNC WILMINGTON	SEC Network	W	106 90
Fayetteville, Ark.    Bud Walton Arena - Nolan Richardson Court <a href="#">Video</a> • <a href="#">Live Stats</a> • <a href="#">Final Book</a>								
Jan. 6	Sat	-/-	25/24		AUBURN *	ESPN2	L	51 83
Fayetteville, Ark.    Bud Walton Arena - Nolan Richardson Court <a href="#">Video</a> • <a href="#">Live Stats</a> • <a href="#">Final Book</a>								
Jan. 10	Wed	-/-	-/-		at Georgia *	ESPNU	L	66 76
Athens, Ga.    Stegeman Coliseum <a href="#">Video</a> • <a href="#">Live Stats</a> • <a href="#">Final Book</a>								
Jan. 13	Sat	-/-	-/-		at Florida *	ESPN		3:00 pm
Gainesville, Fla.    Exactech Arena at Stephen C. O'Connell Center - Billy Donovan Court <a href="#">Video</a> • <a href="#">Live Stats</a> • <a href="#">Final Book</a>								
Jan. 16	Tues	-/-	-/-		TEXAS A&M *	SEC Network		8:00 pm
Fayetteville, Ark.    Bud Walton Arena - Nolan Richardson Court <a href="#">Video</a> • <a href="#">Live Stats</a> • <a href="#">Final Book</a>								
Jan. 20	Sat	-/-	-/-		SOUTH CAROLINA *	SEC Network		Noon
Fayetteville, Ark.    Bud Walton Arena - Nolan Richardson Court <a href="#">Video</a> • <a href="#">Live Stats</a> • <a href="#">Final Book</a>								
Jan. 24	Wed	-/-	-/-		at Ole Miss *	ESPN2/U		8:00 pm
Oxford, Miss.    Sandy and John Black Pavilion at Ole Miss <a href="#">Video</a> • <a href="#">Live Stats</a> • <a href="#">Final Book</a>								
Jan. 27	Sat	-/-	-/-		KENTUCKY *	ESPN		5:00 pm
Fayetteville, Ark.    Bud Walton Arena - Nolan Richardson Court <a href="#">Video</a> • <a href="#">Live Stats</a> • <a href="#">Final Book</a>								
Jan. 31	Wed	-/-	-/-		at Missouri *	SEC Network		7:30 pm
Columbia, Mo.    Mizzou Arena <a href="#">Video</a> • <a href="#">Live Stats</a> • <a href="#">Final Book</a>								
Feb. 3	Sat	-/-	-/-		at LSU *	ESPN/2		11:00 am
Baton Rouge, La.    Pete Maravich Assembly Center - Dale Brown/Sue Gunter Court <a href="#">Video</a> • <a href="#">Live Stats</a> • <a href="#">Final Book</a>								
Feb. 10	Sat	-/-	-/-		GEORGIA *	SEC Network		5:00 pm
Fayetteville, Ark.    Bud Walton Arena - Nolan Richardson Court <a href="#">Video</a> • <a href="#">Live Stats</a> • <a href="#">Final Book</a>								
Feb. 14	Wed	-/-	-/-		TENNESSEE *	ESPN2		8:00 pm
Fayetteville, Ark.    Bud Walton Arena - Nolan Richardson Court <a href="#">Video</a> • <a href="#">Live Stats</a> • <a href="#">Final Book</a>								
Feb. 17	Sat	-/-	-/-		at Mississippi State *	ESPN/2		1:00 pm
Starkville, Miss.    Humphrey Coliseum <a href="#">Video</a> • <a href="#">Live Stats</a> • <a href="#">Final Book</a>								
Feb. 20	Tues	-/-	-/-		at Texas A&M *	ESPN		6:00 pm
Bryan-College Station, Texas    Reed Arena <a href="#">Video</a> • <a href="#">Live Stats</a> • <a href="#">Final Book</a>								
Feb. 24	Sat	-/-	-/-		MISSOURI *	ESPN/2		11:00 am
Fayetteville, Ark.    Bud Walton Arena - Nolan Richardson Court <a href="#">Video</a> • <a href="#">Live Stats</a> • <a href="#">Final Book</a>								
Feb. 27	Tues	-/-	-/-		VANDERBILT *	SEC Network		8:00 pm
Fayetteville, Ark.    Bud Walton Arena - Nolan Richardson Court <a href="#">Video</a> • <a href="#">Live Stats</a> • <a href="#">Final Book</a>								
Mar. 2	Sat	-/-	-/-		at Kentucky *	CBS		12:30 pm
Lexington, Ky.    Rupp Arena at Central Bank Center - Cawood's Court <a href="#">Video</a> • <a href="#">Live Stats</a> • <a href="#">Final Book</a>								
Mar. 6	Wed	-/-	-/-		LSU *	SEC Network		6:00 pm
Fayetteville, Ark.    Bud Walton Arena - Nolan Richardson Court <a href="#">Video</a> • <a href="#">Live Stats</a> • <a href="#">Final Book</a>								
Mar. 9	Sat	-/-	-/-		at Alabama *	ESPN		11:00 am
Tuscaloosa, Ala.    Coleman Coliseum <a href="#">Video</a> • <a href="#">Live Stats</a> • <a href="#">Final Book</a>								
SEC TOURNAMENT								
Mar. 13-17 SEC TOURNAMENT								
Nashville, Tenn.    Bridgestone Arena <a href="#">Video</a> • <a href="#">Live Stats</a> • <a href="#">Final Book</a>								
NCAA TOURNAMENT 1st & 2nd Rounds								
Mar. 21 & 23		Charlotte • Omaha Pittsburgh • Spokane						
Mar. 22 & 24		Brooklyn • Indianapolis Salt Lake City • Memphis						
NCAA REGIONALS								
Mar. 28 & 30		EAST: Boston • WEST: Los Angeles						
Mar. 29 & 31		SOUTH: Dallas • MIDWEST: Detroit						
NCAA FINAL FOUR								
Apr. 6		SEMIFINALS						
Apr. 8		CHAMPIONSHIP						
Phoenix, Ariz.    State Farm Stadium								

# ARKANSAS RAZORBACKS

## GAME 16: ARKANSAS RAZORBACKS AT FLORIDA GATORS

Jan. 13, 2024 • Saturday • 4 pm (ET)/3 pm (CT) • Gainesville, Fla. • Exactech Arena at Stephen C. O'Connell Center - Billy Donovan Court (10,5003)



## ARKANSAS RAZORBACKS

**OVERALL SEC** 9-6 0-2  
Eric Musselman (San Diego '87)  
at UA: 104-48 (5th yr)  
Collegiate: 214-82 (9th yr)



## FLORIDA GATORS

**OVERALL SEC** 10-5 0-2  
Todd Golden (Saint Mary's '08)  
at UF: 26-22 (2nd yr)  
Career: 83-58 (5th yr)

**TV: ESPN**  
Tom Hart (P/P)  
Jimmy Dykes (Analyst)  
Watch ESPN

**RADIO: Learfield Razorback Sports Network**  
Chuck Barrett (P/P)  
Matt Zimmerman (Analyst)  
Arkansas Gameday App

**SATELLITE RADIO:**  
Sirius: 388 || XM: 388  
SXM App/Online Channel 978

**MORE:** Florida Live Stats • Arkansas Media Guide

### Versus Florida

- Arkansas and Florida have met on 41 previous occasions, all coming since the Razorbacks joined the SEC for the 1991-92 season.
- Florida leads the all-time series 26-15 including a 14-3 advantage in games played in Gainesville.
- However, Arkansas has won three straight in the series including an 82-74 victory over the Gators the last time Arkansas came to Gainesville. That win was snapped a 14-game losing streak at the O'Connell Center dating back to 1995.
- In the win two years ago, Davonte Davis** scored 19 points off the bench (7-of-10 FG • 2-of-3 3PT) with six rebounds, four assists and zero turnovers. Arkansas only committed six turnovers for the game.
- LAST YEAR: ARK 84 • FLA 65 // IN FAYETTEVILLE**
- Arkansas had five players score in double figures, including a **career-high 26 points from Jalen Graham** and a **double-double by Makhhi Mitchell** (10 points and 10 rebounds), to defeat Florida, 84-65.
- Of the Razorbacks' 84 points, 52 points came in the paint. Graham made 12 of his 14 shots in the paint and the Razorbacks threw down seven dunks - two each from Graham and Ricky Council IV.
- The Razorbacks put the game away in the first six minutes of the second half with a 17-2 run and led by at least 18 the rest of the game.

### Tough Start

- Arkansas has a history of tough starts in SEC play, only to turn the season around to reach three straight Sweet 16's, including two Elite 8's.
- 2020-21:** Arkansas won its SEC opener, but **started SEC play 2-4**, including a 31-point loss at Alabama (90-59) for its fourth loss. After that, Arkansas won its next 12 SEC games including a victory over Missouri in the SEC Tournament. (NOTE: Arkansas lost at Oklahoma State during the 12-game SEC win streak as part of the SEC-Big 12 Challenge). Arkansas reached the Elite 8 before falling to eventual champion Baylor.
- 2021-22:** Arkansas **started 0-3** in SEC play before **winning its next 8 SEC games** (nine overall with a victory over West Virginia in the SEC-Big 12 Challenge), and **won 14 of its final 15 SEC games overall (including a win over #1 Auburn)**. The only loss was a 68-67 setback at Alabama. Arkansas reached the Elite 8 after beating #1 overall seed Gonzaga in the Sweet 16.
- 2022-23:** Arkansas lost its SEC opener but **started 1-5 in SEC play**. Then, Arkansas won five straight SEC games (with a loss at Baylor in the SEC-Big 12 Challenge) and seven of nine to get to 8-7 in league play. Arkansas lost its final three SEC games (at #2 Alabama, at #12 Tennessee and vs #23 Kentucky). Arkansas beat Auburn in the SEC Tournament to help secure an NCAA berth and reached the Sweet 16 - upsetting #1 seed Kansas in the second round - before falling to eventual champion UConn.

### More Good News ... From 0-2 in the SEC to the Big Dance

- The SEC has had at least one team make the NCAA Tournament field during four of the last five seasons and six of the last eight after an 0-2 conference start when the Big Dance has been held.
- Mississippi State 2022-23 Arkansas 2021-22
- Mississippi State 2018-19 Tennessee • Texas A&M 2017-18
- Vanderbilt 2015-16 Georgia 2014-15

### Mark Coming off Best Overall Game as a Razorback

- Tramon Mark is coming off his best overall game as a Razorback.
- At Georgia, Mark led the team in scoring (24 points), rebounds (7) and steals (3) while tying for the team lead in assists (3) and blocked shots (3) ... **His 3 blocked shots are a career high** and while both his 3 assists and 3 steals tied season highs
- He was 10-of-10 at the free throw line and is 1-of-5 Razorbacks to go at least 10-of-10 at the free throw line in an SEC game.
- He scored 18 of his points in the second half (going 8-of-8 at the line).

**VS FLORIDA:** ALL SEC  
OVERALL ... (ARK-OPP) ..... 15-26 ..... Same  
Home: ..... (ARK-OPP) ..... 10-7 ..... Same  
Away: ..... (ARK-OPP) ..... 3-14 ..... Same  
Neutral: .. (ARK-OPP) ..... 2-5 ..... Same

**MOST RECENT MEETINGS:**

02/03/16	L	87-83	A
03/10/16	L	68-61	N (Nashville)
12/29/16	-/25	L 81-72	H
03/01/17	-/12	L 78-65	A
01/17/08	L	88-73	A
03/09/18	-/23	W 80-72	N (St. Louis)
01/09/19	L	57-51	H
03/14/19	L	66-50	N (Nashville)
02/18/20	L	73-59	A
02/16/21	24/-	W 75-64	A
02/22/22	18/-	W 82-74	H
02/18/23	W	84-65	H

**'23-24 NCAA STAT COMPARISON**  
(Thru 1/7 • BOLD = Leads Conf)

79.1	73rd	Scoring Off.	86.1	10th
76.8	302nd	Scoring Def.	76.5	296th
+2.3	204th	Scoring Margin	+9.6	76th
.463	109th	FG%	.464	104th
.422	133rd	FG% Def.	.425	147th
.329	207th	3PT%	.333	204th
6.5	260th	3PT Made/Gm	7.5	175th
.336	216th	3PT% Def.	.339	226th
<b>26.7</b>	<b>6th</b>	FTA/Gm	26.0	9th
.712	166th	FT%	.654	318th
<b>19.0</b>	<b>7th</b>	FT Made/Gm	17.0	30th
37.4	132nd	Reb./Gm	<b>45.1</b>	<b>1st</b>
+1.6	166th	Reb. Margin	+9.6	76th
0.95	274th	A/TO Ratio	1.22	124th
11.9	285th	Assists/Gm	16.3	43rd
-1.4	280th	TO Margin	-1.7	296th
11.1	286th	TO Forced	11.6	261st
12.5	199th	TO/Gm	13.3	266th
20.0	332nd	Fouls/Gm	17.7	236th
6.5	4th	Blocks/Gm	5.1	22nd
5.5	305th	Steals/Gm	7.0	154th
33.9	11th	Bench Pts/Gm	24.5	102nd

**DEVO NEARING RARE TRIPLE**  
Davonte Davis is fast approaching a rare Razorback career triple of 1,000 points, 500 rebounds & 300 assists. Todd Day is the only other Hog to reach each of those three benchmarks.

**DEVO DAVIS** 1,046 pts 492 rebs 291 assists  
**TODD DAY** 2,395 pts 673 rebs 319 assists

**NOTE:** Davis is already just the 9th Razorback to reach 900+ points, 400+ rebounds, 200+ assists & 100+ steals

# THE RAZORBACKS

No.	Name	Pos.	Yr.	Ht.	Wt.	Hometown	High School / Previous School	Span	Reach	Vertical	
0	Khalif Battle	<b>KAY-lif</b>	G	Grad. Sr. (2)	6-5	185	Hillside, N.J.	Trenton Catholic / Temple	6' 4.5"	8' 0"	39.0"
1	Keyon Menifield Jr.	<b>Men-EE-field</b>	G	So. (3)	6-1	150	Flint, Mich.	PHHoenix Prep (Ariz.) / Washington	6' 5.5"	8' 0.5"	41.5"
2	Trevon Brazile	<b>Trev-In "Brazil"</b>	F	R-So. (3)	6-10	220	Springfield, Mo.	Kickapoo HS / Missouri	7' 2.5"	9' 0"	42.5"
3	El Ellis		G	Grad. Sr. (1)	6-3	180	Durham, N.C.	Quality Education Academy / Louisville	6' 4"	8' 0.5"	37.5"
4	Davonte "Devo" Davis		G	Sr. (2)	6-4	185	Jacksonville, Ark.	Jacksonville HS	6' 7"	8' 2"	36.5"
5	Joseph Pinion	<b>PIN-yun</b>	G	So. (3)	6-5	190	Morrilton, Ark.	Morrilton HS	6' 6.5"	8' 3.5"	39.0"
6	Layden Blocker		G	Fr. (4)	6-2	175	Little Rock, Ark.	Sunrise (Kan.) Christian Academy	6' 5.5"	8' 1"	45.0"
7	Denijay Harris	<b>Duh-nah-SHAY</b>	F	Grad. Sr. (1)	6-7	200	Columbus, Miss.	Columbus HS / Southern Miss	6' 11.5"	8' 7.5"	40.5"
8	Chandler Lawson		F	Grad. Sr. (1)	6-8	210	Memphis, Tenn.	Wooddale HS / Memphis	7' 7"	9' 4"	28.5"
10	Baye Fall	<b>"BAY"</b>	F	Fr. (4)	6-11	200	Dakar, Senegal	Accelerated Schools (Denver)	7' 5"	9' 4"	34.5"
11	Jalen Graham		F	5th-Yr Sr. (1)	6-10	220	Phoenix, Ariz.	Mountain Pointe HS / Arizona State	7' 2.5"	9' 0"	36.5"
12	Tramon Mark	<b>Truh-Mon</b>	G	Jr. (3)	6-6	185	Dickinson, Texas	Dickinson HS / Houston	6' 8"	8' 6"	36.0"
15	Makhi Mitchell	<b>Ma-KI</b>	F/C	Sr. (2)	6-10	240	Washington, D.C.	Woodrow Wilson HS / Rhode Island	7' 4"	9' 0"	38.5"
21	Cade Arbogast		G	Grad. Sr. (1)	6-3	175	Concord, Calif.	De La Salle HS / Lane (Ore.) CC	6' 2.5"	8' 0"	29.0"
24	Jeremiah Davenport		G	Grad. Sr. (1)	6-6	215	Cincinnati, Ohio	Hargrave (Va.) Military Acad. / Cincinnati	6' 9.5"	8' 8"	36.0"
45	Lawson Blake		F	Jr. (2)	6-10	240	Fayetteville, Ark.	Fayetteville HS / Link Year (Mo.) Prep	6' 6.5"	8' 8.5"	31.0"

( ) - Number in parenthesis indicates total years of eligibility remaining including this season

Head Coach: Eric Musselman (San Diego, 1987)

Assistant Coach: Anthony Ruta (Arizona State, 2012) • **pronounced R00-tah**

Assistant Coach: Keith Smart (Indiana, 1995)

Assistant Coach: Michael Musselman (San Diego, 2018)

Assistant Coach: Todd Lee (South Dakota, 1986)

Assistant Coach: Ronnie Brewer Jr. (Arkansas, 2015)

Director of Internal Operations: Riley Hall (Arkansas, 2016)

Graduate Assistants: Alec Kagan • Jackson Lee • Matthew Musselman • Tony Hall • Austin Howard • Reid Roberts • Jonathan Steelman • Joey White

Assistant Director for Basketball Operations: Caleb Cline (South Dakota, 2020)

Assistant Dir. of Recruiting & Scouting: Blake Wetherington (Murray State, 2017)

Senior Advisor to the Head Coach: Matt White (Boston Univ., 1993)

Special Assistant to the Head Coach: Tommy Abdenour (Utah, 2012)

Coordinator of Creative Content: Ryan Witthoff (Florida State, 2022)

Head Athletic Trainer: Matt Townsend (Idaho, 2017)

Head Strength Coach: Dave Richardson (Louisiana-Monroe, 1989)



**#0 Khalif BATTLE**  
ARK: Food, Nutrition & Health • Temple  
'23: Adult & Organizational Devel.



**#1 Keyon MENIFIELD Jr.**  
Communications



**#2 Trevon BRAZILE**  
Communications



**#3 El ELLIS**  
ARK: Arts & Sciences  
Louisville '23: Sport Management



**#4 Davonte "Devo" DAVIS**  
Recreation & Sport Management



**#5 Joseph PINION**  
Arts & Sciences



**#6 Layden BLOCKER**  
Arts & Sciences



**#7 Denijay HARRIS**  
ARK: Arts & Sciences  
Southern Miss '23: Liberal Studies



**#8 Chandler LAWSON**  
ARK: Educational Studies • Memphis  
'23: Interdisciplinary Studies



**#10 Baye FALL**  
Arts & Sciences



**#11 Jalen GRAHAM**  
Sociology



**#12 Tramon MARK**  
Sociology



**#15 Makhi MITCHELL**  
Sociology



**#21 Cade ARBOGAST**  
2nd Degree: Arts & Sciences  
ARK '23: Communications



**#24 Jeremiah DAVENPORT**  
ARK: Arts & Sciences • Cincy '23:  
Interdisciplinary Studies



**#45 Lawson BLAKE**  
Exercise Sciences



**Eric MUSSELMAN**  
Head Coach



**Anthony RUTA**  
Assistant Coach



**Keith SMART**  
Assistant Coach



**Michael MUSSELMAN**  
Assistant Coach



**Todd LEE**  
Assistant Coach



**Ronnie BREWER Jr.**  
Assistant Coach



**Riley HALL**  
Dir. of Internal Ops



**Caleb CLINE**  
Asst Dir. of Ops



**Blake WETHERINGTON**  
Asst Dir. Scouting/Recruiting



**Matt WHITE**  
Senior Advisor to Head Coach



**Tommy ABDENOUR**  
Special Asst. to the Head Coach



**Ryan WITTHOFF**  
Coord. of Creative Content



## Most Wins Among SEC/NCAA Since Muss Arrival

- Since Eric Musselman's arrival, Arkansas leads the SEC in overall wins (104), overall home wins (67) while ranking among the NCAA leader in overall wins as well. **THRU 01/10/24**

TOTAL WINS	TOTAL SEC WINS	HOME WINS	SEC HOME WINS	NEUTRAL WINS	MOST WINS NCAA SINCE MUSS @ ARK
<b>ARK 104</b>	BAMA 51	<b>ARK 67</b>	BAMA 30	BAMA 21	Gonzaga 132
BAMA 102	UK 51	TENN 62	AUB 29	<b>ARK 20</b>	Houston 130
AUB 100	AUB 46	AUB 62	TENN 28	MS ST 20	Kansas 124
TENN 99	TENN 45	UK 61	UK 28	TENN 17	San Diego State 122
UK 94	<b>ARK 41</b>	LSU 58	<b>ARK 27</b>	AUB 17	Baylor 117
MS ST 89	FLA 38	BAMA 57	LSU 25	FLA 17	Liberty 113
LSU 86	A&M 36	MS ST 55	MS ST 24	LSU 16	Arizona 111
A&M 85	MS ST 36	UGA 53	FLA 23	A&M 11	UCLA 109
FLA 80	LSU 36	A&M 52	A&M 20	MIZ/MISS 9	Belmont 108
					Purdue 106
					UCLA 105
					Creighton 105
					<b>ARKANSAS 104</b>
					Saint Mary's 104

**Arkansas, Houston, Gonzaga and UCLA are the only four teams to reach the NCAA Sweet 16 in each of the last three seasons**

## Hogs 4th in the NCAA in Blocked Shots

- Arkansas ranks 4th in the NCAA in blocked shots (6.5 avg.).**
  - Ironically, after getting seven blocked shots at Georgia, Arkansas moved up one spot to 4th in the NCAA but fell to second in the SEC behind NCAA leader Ole Miss (6.7).
  - Arkansas is the only team with 3 players among the SEC top 15 in blocked shots.**
    - Arkansas has had at least six blocked shots in eight games this season including three times with double-digit rejections.
- The Hogs had 15 blocked shots in the Gardner-Webb game**
  - 5 by blocked shots Trevon Brazile and 4 by Makhi Mitchell.
- The 15 rejections were the most by an Eric Musselman-coached college team, T-3rd in Razorback history and the most by the Razorbacks in 32 years.**
- Arkansas recorded 10 blocked shots in the win over Duke** (6 by Chandler Lawson).
- Arkansas recorded 10 blocked shots in the win over Furman** (3 each by Chandler Lawson and Layden Blocker).
- Lawson's six blocked shots versus Duke ties for 2nd-most by an SEC payer this season.**
- With five rejections in a game, Brazil (vs GWU) & Lawson (Stanford) are tied for 4th-most by an SEC player this season.**
- With three blocked shots versus Auburn, Trevon Brazile ranks 4th in the SEC in both blocked shots (22) and blocks per game (1.57).**
- Chandler Lawson ranks 5th in the SEC in both total blocked shots (20) and blocks/gm (1.43).**
- Makhi Mitchell** is 11th with 15 blocked shots and 12th at 1.07 blocks/gm.

## Hogs Top 7 in the NCAA in Free Throw Attempts; FTA's Are A Muss Must

- Arkansas was just 4-of-8 at the free throw line versus Lipscomb and dropped from among the NCAA top 5 in FT made and FT attempts to the top 15 (falling from 3rd to 13th in attempts and 5th to 14th in makes).
  - The 4 free throws made vs Lipscomb ties for the fewest by the Razorbacks in the Musselman era, making just 4-of-7 in a 99-73 win at Georgia (02/02/22) and making just 4-of-7 in an 81-77 loss at Oklahoma State (01/30/21).
- The Hogs returned to form by going 22-of-28 vs Abilene Christian and 33-of-43 vs UNCW.**
- Arkansas attempted at least 20 free throws and made at least 15 in 13 of 15 games this season.
  - Arkansas ranks 6th in the NCAA (FIRST in the SEC) in free throw attempts (26.7 avg.).**
  - Arkansas ranks 7th in the NCAA (FIRST in the SEC) in free throws made (19.0 avg.).**
- Muss' college teams have ranked among the NCAA top 20 in FTA in each of his first eight years.
  - Arkansas led the NCAA in FTA in 2021-22 and Nevada led the NCAA in free throws made (730) in 2015-16.**
- Below are Musselman's teams' ranking in the **NCAA (first)** and in their respective **leagues (second)** in the categories:

	'15-16	'16-17	'17-18	'18-19	'19-20	'20-21	'21-22	'22-23	'23-24
FT Att	2 / 1	13 / 1	16 / 2	16 / 1	8 / 2	5 / 1	1 / 1	17 / 3	6 / 1
FT Made	1 / 1	24 / 2	9 / 2	17 / 1	3 / 1	2 / 1	1 / 1	30 / 4	7 / 1

### INDIVIDUALLY

- 2016-17 Jordan Caroline: 10th in NCAA in FT Att (251)
- 2017-18 Jordan Caroline: 8th in NCAA in FT Att (251)
- 2019-20 **Mason Jones led the NCAA in free throws made (233) and attempted (282)**
- 2020-21 **Moses Moody ranked 2nd in the NCAA in free throws made (151) and attempted (186)**
- 2021-22 Four Razorbacks ranked among the SEC top 15 in free throws made
- 2022-23 Ricky Council IV ranked 11th in the NCAA in FT made and 18th in FT att
- 2023-24 Khalif Battle leads the SEC in FT makes (74) and attempts (90)

## Bench Warmers

- ARKANSAS RANKS 11th IN THE NCAA (2nd in the SEC) IN BENCH SCORING (33.87 ppg)**
- That number was bolstered in the Abilene Christian win as Arkansas scored 62 of its 83 points from the bench.
- Arkansas has scored 40-plus points off the bench six times this season.
  - 62 of 83 pts vs ACU 25 by Mark/18 by Battle/11 by Menifield
  - 53 of 70 pts vs Oklahoma 13 by Battle/12 by Davenport
  - 51 of 97 pts vs Furman 25 by Battle
  - 49 of 93 pts vs Alcorn State 21 by Battle
  - 46 of 69 pts vs Lipscomb 17 by Mark/12 By Mitchell/11 by Graham
  - 40 of 86 pts vs Gardner-Webb 21 by Battle
- Khalif Battle – who has been the sixth-man a team-best nine times and led the Hogs in scoring a team-best six times – averages 12.9 ppg to account for a majority of the Razorbacks' bench points.
- The 62 points off the bench vs Abilene Christian ties for the most by the Razorbacks in the Musselman era.**
  - Arkansas also score 62 bench points in a 142-62 win over Mississippi Valley State in the 2020-21 opener.
- In the Musselman era, 5 of the top 6 bench scoring games have come this year.**
  - The other time was when Arkansas scored 48 bench points in a win over Hofstra in 2020-21.




## Suits & Sneakers Gala NWA 2023

- Under the direction of Danyelle Musselman and a goal of \$600,00, the MEN'S BASKETBALL PROGRAM HELPED RAISE \$842,000 for the AMERICAN CANCER SOCIETY (10/13/23).**
- It was the third-straight year the Musselmans chaired the event.
- On Jan. 23, 2023, **Danyelle Musselman**, was presented the **St. George Award** by the American Cancer Society for her work as a philanthropic leader in the community and for helping raise over one million dollars with the Suits and Sneakers campaign in 2022-23. The St. George Award is one of the highest volunteer honors of the American Cancer Society.

## HOGS HELP UNITED WAY

- Arkansas hosted Purdue for a charity exhibition game on Oct. 28. The game was a sell out despite not part of the 2023-24 Arkansas season ticket package and all fans having to purchase a ticket for the game.
- On Dec. 4, during the Furman game, the athletics department presented a check for **\$254,694 to Arkansas 211, part of the United Way**, and will help those affected by tornadoes in Arkansas this past spring.
- Arkansas won the game, 81-77, in overtime versus the Boilermakers.



## PLAYER MISCELLANEOUS STATS

\* - Indicates played in some games but redshirted that season

### LED HIS TEAM IN SCORING (INCLUDES TIES)

Player	19-20	20-21	21-22	22-23	23-24	Career
Battle	0	5	6 *	15	6	32
Brazile	-	-	0	2 *	0	2
Davenport	0	7	12	5	0	24
Davis		3	1	8	0	12
Ellis	JC	JC	5	21	1	27
Graham	0	0	3	4	0	7
Harris	RS	0	0	2	0	2
Mark	-	0	2 *	4	6	12
Menifield	-	-	-	4	2	6
Mitchell	0	0	4	0	0	4

### LED HIS TEAM IN REBOUNDING (INCLUDES TIES)

Player	19-20	20-21	21-22	22-23	23-24	Career
Battle	0	4	1 *	5	0	10
Brazile	-	-	7	5 *	8	20
Davenport	0	3	10	11	0	24
Davis	-	2	0	5	1	8
Ellis	JC	JC	0	0	0	0
Graham	0	6	8	2	1	17
Harris	RS	3	0	10	0	13
Lawson	4	0	0	5	0	9
Mark	-	1	0 *	1	3	5
Mitchell	0	2	15	12	2	31

### LED HIS TEAM IN ASSISTS (INCLUDES TIES)

Player	19-20	20-21	21-22	22-23	23-24	Career
Battle	1	3	0	4	0	8
Blocker	-	-	-	-	2	2
Brazile	-	-	0	0	0	0
Davenport	0	2	2	5	0	9
Davis	-	6	10	8	6	30
Ellis	JC	JC	3	30	4	37
Graham	0	0	3	1	1	5
Harris	RS	0	1	0	0	1
Lawson	2	0	0	1	1	4
Mark	-	1	1 *	2	3	7
Menifield	-	-	-	17	2	19
Mitchell	0	0	5	3	2	10

### DOUBLE-FIGURE SCORING GAMES

Player	19-20	20-21	21-22	22-23	23-24	Career
Battle	2	8	6 *	23	8	47
Blocker	-	-	-	-	1	1
Brazile	-	-	4	6 *	8	18
Davenport	0	12	23	13	2	50
Davis	-	14	13	19	5	51
Ellis	-	-	13	28	3	44
Graham	1	9	15	6	2	33
Harris	RS	1	3	14	0	17
Lawson	1	1	0	3	1	6
Mark	-	10	2 *	20	10	42
Menifield	-	-	-	15	3	18
Mitchell	1	1	19	10	1	33
Pinion	-	-	-	3	0	3

### DOUBLE FIGURE REBOUNDING GAMES

Player	19-20	20-21	21-22	22-23	23-24	Career
Battle	0	3	0 *	0	0	3
Brazile	-	-	1	2 *	3	6
Davenport	0	1	3	0	0	4
Davis	-	0	0	3	1	4
Graham	0	3	1	0	0	4
Harris	RS	3	0	3	0	6
Lawson	1	0	0	1	2	4
Mark	-	0	0 *	0	1	1
Mitchell	0	1	10	3	1	15

### DOUBLE FIGURE ASSISTS GAMES

Player	19-20	20-21	21-22	22-23	23-24	Career
Ellis	JC	JC	0	1	0	1

### DOUBLE-DOUBLES

Player	19-20	20-21	21-22	22-23	23-24	Career
Battle	0	3	0 *	0	0	3
Brazile	-	-	0	2 *	3	5
Davenport	0	1	3	0	0	4
Davis	-	0	0	2	0	2
Ellis	JC	JC	0	1	0	1
Graham	0	3	1	0	0	4
Harris	RS	0	0	3	0	3
Lawson	1	0	0	0	0	1
Mark	-	0	0 *	0	1	1
Mitchell	0	1	7	2	1	11

### TRIPLE-DOUBLES

Player	19-20	20-21	21-22	22-23	23-24	Career
--						

## More on Shooting It Well

### Arkansas has shot at least 50% from the field in 7 of 15 games this season.

- As a comparison, Arkansas only shot at least 50% from the field in
  - ^ 2022-23 11 of 36 gms
  - ^ 2021-22 7 of 37 gms
  - ^ 202-21 8 of 32 gms
  - ^ 2019-20 4 of 32 gms

## Sharing the Ball

- Arkansas had a total of 19 assists in three games at the Battle 4 Atlantis. Since then, Arkansas:
  - In the season opener, Arkansas had 20 assists (on 28 baskets) versus Alcorn State.
    - ^ had 17 assists (on 26 baskets) versus Duke.
    - ^ had a season-high 21 assists (on 37 baskets) versus Furman.
    - ^ had 17 assists (on 30 baskets) versus Lipscomb.
    - ^ had 16 assists (on 33 baskets) versus UNCW.
  - However, Arkansas only had eight assists versus Oklahoma, eight versus Auburn and nine versus Abilene Christian.
- In Arkansas' nine wins, the Razorbacks had double-digit assists seven times and average 14.7/game (132 total).
  - In Arkansas' six losses, the Razorbacks has just one double-digit assist game (at UGA with 11) and average 7.8/game (47 total).

## Just a Minute ... or 20 ... or 40

- Arkansas has two of the top 15 players among the SEC in minutes played.
  - ^ Devo Davis 8th - 30.85
  - ^ Tramon Mark 14th - 30.16
- In the double-overtime win over Stanford three Razorbacks played over 40 minutes including all 10 minutes of both overtimes
  - Trevon Brazile (45:22), Devo Davis (45:14) and Tramon Mark (41:08). (Note: Chandler Lawson also played all 10 OT minutes.)
- GAMES A RAZORBACK PLAYED ALL 20 MINUTES IN A HALF** (indicates which half)
  - ^ Devo Davis 7 ODU (2) • UNCG (2) • Stanford (2 + all 10 in OT) • Memphis (2) • Furman (2) • ACU (2) • @UGA (2)
  - ^ Tramon Mark 4 UNCG (2) • Duke (2) • ACU (2) • @UGA (2)
  - ^ El Ellis 2 UNCG (2) • Duke (2)
  - ^ Keyon Menifield 2 ACU (2) • UNCW (2)
  - ^ Trevon Brazile 1 Memphis (2)

## Davis Reaches Milestone, Nearing Others

- Davonte Davis scored 15 points versus Memphis to give him 1,001 for his Razorback career. (NOW SITS AT 1,037)**
  - He became the 46th player to score 1,000 points in a Razorback uniform and the third in the Eric Musselman era, joining Mason Jones (1,146 points) and JD Notae (1,070 points).
- Davis has played **117 career games** and is **14 games shy of entering the Razorback top 10** for game played. The record for games played is 139 by Lee Mayberry.
- Davis is **12 assists shy of entering the Razorback top 10**. He has 291 for his career and #10 on the list is 303 by Gary Ervin (2007-08) and Keith Wilson (1987-89).
- Dais is fast approaching a rare career triple - 1,000 pts, 500 rebs - 300 assists - that has only been accomplished by one other Razorback - Todd Day.**

Davis	1,046 pts	492 rebs (needs 8 rebs)	291 assists (needs 9 assists)
Day	2,395 pts	673 rebs	319 assists

## On the Mark; Has Led Team in Scoring 6x

- Tramon Mark is on the **Jerry West Shooting Guard of the Year watch list** and is not disappointing so far.
  - ^ He has led the team in scoring six times.
  - ^ He leads the team and ranks 6th in the SEC in scoring (17.0 ppg).
  - ^ He is shooting 53.9% from the field to rank 5th in the league.
  - ^ Ranks 8th in the SEC in free throws attempted (72) and 9th in free throws made (57).
- PRIOR TO INJURY VS UNC.....**
  - ^ **Had 21-point effort versus UNC Greensboro despite rolling his ankle early in the game.**
  - ^ **NEXT, missed a then career-high by one point vs Stanford with 25 points, going a career-best 12-of-15 from the line.**
    - Scored 19 of his 25 vs Stanford after halftime (11 in the second half and nine in the two overtimes)
  - ^ **THEN, scored a career-high 34 in the loss to North Carolina**
    - Scored 20 in the first half, making 8-of-8 from the field (2-of-2 3PT).
  - ^ **Made the five-man All-Tournament Team despite Arkansas going 1-2 at the Battle for Atlantis**
- AFTER THE INJURY VS UNC....**
  - ^ Missed the Duke game.
  - ^ Only scored a total of 15 points in the next two (7 vs Furman and 8 vs Oklahoma)
- LAST FIVE ... Averaging 18.8 pts (94 tot) / 5.6 rebs (28 tot) / 53.6 FG% (30-56) / 46.7 3PT% (7-15) / 90 FT% (27-30)**
  - ^ **17 points versus Lipscomb**
    - Scored 15 in the first half, making each of his first three 3-pointers
  - ^ **Recorded his first career double-double with 25 points and 11 rebounds versus Abilene Christian.**
    - Led the team with 25 points - 17 in the second half thanks to playing all 20 minutes ... Was 9-of-14 FG and 2-of-2 3PT
    - Grabbed a career-high 11 rebounds, including his first two offensive boards of the season
  - ^ **18 points versus Abilene Christian.**
    - Scored 14 of his 18 in the second half (playing just 12:53 before fouling out) ... Was 5-of-6 FG / 1-1 3PT / 3-4 FT in the half
  - ^ **Versus Auburn**, Only scored 10 points but added five rebounds.
  - ^ **at Georgia**, Mark led the team in points (24 - 10-of-10 FT), rebounds (7), assists (3), steals (3) and blocked shots (3).

## T for 3

- Tramon Mark has made 3-plus 3's in a game four times in his career ... three coming this season.
  - ^ Made a career-high four 3-pointers, going 4-of-6, in the season-opening win over Alcorn.
  - ^ Was also 4-of-6 from deep versus North Carolina.
  - ^ Was 3-of-4 from beyond the arc versus Lipscomb.

## Near and Far

- Trevon Brazile has made 52 baskets this year... 36 have come via dunks (19) and 3-pointers (17).

Brazile Had 3 Double-Doubles in 4-Game Span (Stanford, Memphis and Duke)

- Trevon Brazile has posted five career double-doubles ... three in a four-game span this year (Stanford, Memphis and Duke).
- He ranks 4th in the SEC in double-doubles with three.
  - Had 14 points and 17 rebounds in the double-overtime win over Stanford.
  - Added 13 points and 10 rebounds versus Memphis.
  - Tallied 19 points and 11 rebound in the win over Duke.
- The 17 boards vs Stanford are a career high and were the most by an SEC player this season (now 3rd most).
- Brazile did a lot of his rebounding on the offensive end in the double-doubles.
  - Had 8 offensive boards in the Stanford win
  - Had 7 offensive boards in the Memphis loss

Brazile Leads Team in Rebounds

- Trevon Brazile leads the team with 6.8 rebounds per game.
  - He has led the team in rebounding in 8 of 15 game.

Brazile Named SEC Player of the Week; Gets Injured & Was Limited vs Oklahoma

- Monday - Dec. 4, was an eventful day for redshirt sophomore Trevon Brazile.
- First, Brazile was named SEC Player of the Week for his impressive performance in the Duke win.
  - Recorded a double-double with 19 points and 11 rebounds.
  - Made a career-high four 3-pointers and all 11 rebounds were on the defensive end to set a career high.
  - It was his third double-double in a four-game span (fifth of his career).
  - His final 3-pointer made was a basket with 2:16 left to put the Hogs up 12.
  - Was 4-of-5 from the field (2-of-3 from 3PT) with 11 points and six rebounds in the first half. In the second half, he was 2-of-4 (2-of-4 from 3PT) with five rebounds, eight points and both of his blocked shots.
- Later Monday, versus Furman, Brazile scored 13 points, making 2-of-3 from 3PT, before exiting the game with 2:41 left with a sprained ankle.
  - He did start the Oklahoma game and played 15:21. However, he only played 4:13 in the second half.
  - Finished with 0 points and just 1 rebound ... but he did have an assist and two steals.

Menifield Makes Debut versus Lipscomb; Was +38 in First Two Games; Leading Scorer 2x

- Arkansas sophomore guard Keyon Menifield Jr., was been granted a waiver by the NCAA (Dec. 15) and became immediately eligible allowing him to make his Razorback debut against Lipscomb at Simmons Bank Arena in North Little Rock. His eligibility was restored following the end of the Fall academic semester.
- Menifield came to Arkansas after being on the PAC-12 All-Freshman Team last season at the University of Washington. He has been with the Razorback program since the summer.
- Versus Lipscomb, Menifield played 18:52, had three rebounds and two assists.
- Versus Abilene Christian, Menifield played 28:19 – including all 20 minutes of the second half – and was a team-best +21 as Arkansas erased a seven-point halftime deficit to win by 10. He scored all 11 of his points in the second half.
- Versus UNCW, Menifield was named SEC PLAYER OF THE WEEK after scoring a career-high 32 points ... Played 35:05 – including all 20 minutes of the second half – and was 1 of 2 Hogs in double-digits for plus/minus at +17 in the 16-point win.
- Versus Auburn: Led the team in scoring with 14 thanks to tynig a career-high with 4 3-pointers made. He also led the team with four assists (team had eight total).

Menifield Named SEC Player of the Week

- Arkansas sophomore guard Keyon Menifield Jr., was named the SEC Player of the Week after scoring a career-high 32 points in the win over UNC Wilmington last Saturday.
- Menifield was 8-of-14 from the field (including 3-of-7 from 3-point range) while connecting on 13-of-17 from the free throw line. In fact, he drew nine fouls while committing zero. He added five assists and four rebounds.
- Also, in a 16-point win, Menifield was one of just two Razorbacks with a plus/minus in double digits at +17.
- Menifield scored 17 of his 32 in the first half as Arkansas took a seven-point lead at the break, going 5-of-7 from the field (2-of-3 from deep) and making 5-of-8 from the line. He was the only Razorback to play all 20 minutes of the second half where he scored 15 points thank to making 8-of-9 at the line.
- Got his first start (in his third game) as a Razorback. It was his sixth career game with at least 20 points, five coming last season at Washington.
- This was the 18th time a Razorback has scored at least 30 points in a game (and the second time this season). Overall, it is the 139th time a Razorback has scored at least 30 points and Menifield is the 53rd Razorback to accomplish the feat,
- By scoring 30-plus points in just his third game as a Razorback, Menifield ties Ted Thompson for the quickest to 30 points in a Razorback uniform. Thompson scored 33 points in his third game (vs. Western Kentucky 12/3/1973).

Battle Has Led the Team in Scoring a Team-Best 6x

- Khalif Battle is making a case for Sixth Man of the Year.
  - Has come off the bench first a team-best nine times and Arkansas is 6-3 in those games
  - Has led the Razorbacks in scoring a team-best (tied) six times and Arkansas is 4-2 in those games (including Duke).

THE FIRST FOUR TIMES:	THE FIFTH TIME (vs Furman):	THE SIXTH TIME (vs Oklahoma)
^ Scored 21 points each time	^ Scored 25 points	^ Scored 13 points
^ Made five FG each time	^ Made seven FGs	^ Made two FGs
^ Made three 3-pointers each time	^ Made four 3-pointers	^ Made one 3-pointer
^ Made eight FT each time	^ Made seven FT	^ Made eight FT

Bank on Battle for Free Throws

- Khalif Battle has played a key role in Arkansas ranking among the NCAA leaders in both free throw attempts and makes.
- He has made at least eight free throws in a game five times and had double-digit attempts three times.
  - Battle has made AN SEC-BEST 74 free throws.
  - Battle has gone to the line AN SEC-BEST 90 times.
- Battle ranks 12th in the SEC in FT% at 82.2%.
  - He had made 19 of his last 22 at the line.
- Last season, Battle shot 89.9% from the line to rank 10th in the NCAA ... He is an 84.0% from the free throw line for his career.

TEAM MISCELLANEOUS STATS

RECORD BREAKDOWN

At Bud Walton Arena	2023-24: 6-2	Muss Era: 66-11
On The Road	2023-24: 0-1	Muss Era: 16-25
Neutral Site	2023-24: 2-3	Muss Era: 21-12
White "Razorbacks" Uni	2023-24: 2-0	Muss Era: 21-1 *
White "94 "Razorbacks" Uni	2023-24: 3-1	Muss Era: 26-8 !
White "Hog" Uni	2023-24: 2-0	Muss Era: 18-4
White "Arkansas" Uni	2023-24: 1-0	Muss Era: 9-1
White "Hog A" Uni	2023-24: 0-0	Muss Era: 3-1
White "Slobbering Hog" Uni	2023-24: 1-1	Muss Era: 1-2
Pink "Arkansas" Uni	2023-24: 0-0	Muss Era: 1-0
Cardinal "Arkansas" Uni	2023-24: 0-1	Muss Era: 10-16
Cardinal "Razorbacks" Uni	2023-24: 0-1	Muss Era: 2-4
Cardinal Camo "Arkansas" Uni	2023-24: 0-0	Muss Era: 4-0 ^^
Cardinal "Hog" Uni	2023-24: 0-1	Muss Era: 5-4 +
Cardinal "Arkansas Razorbacks" Uni	2023-24: 0-0	Muss Era: 1-1
Cardinal "Slobbering Hog" Uni	2023-24: 0-0	Muss Era: 1-1
Cardinal "94 "Razorbacks" Uni	2023-24: 0-1	Muss Era: 1-3 ~
Anthracite Uni	2023-24: 0-0	Muss Era: 1-2
* L at Vandy * ! L at Baylor * ~ home W vs Fla '23		
^ home W vs Fordham & Ole Miss '22-23 * + home W vs Tenn '22		

GENERAL

When ARK controls tip	2023-24: 7-4	Muss Era: 69-23
When OPP controls tip	2023-24: 2-2	Muss Era: 35-25
When ARK scores first	2023-24: 6-2	Muss Era: 61-18
When OPP scores first	2023-24: 3-4	Muss Era: 43-30

LEADS AND DEFICITS

Leading at the half	2023-24: 8-1	Muss Era: 78-10
• 2023-24: home: 6-0 / road: 0-0 / neutral 2-1		
Trailing at the half	2023-24: 1-5	Muss Era: 21-37
• 2023-24: home: 1-1 / road: 0-1 / neutral 0-2		
Tied at the half	2023-24: 0-0	Muss Era: 2-1
• 2023-24: home: 0-0 / road: 0-0 / neutral 0-0		
'23-24 W/ 5:00 left	Leading: 8-0   Trailing: 1-6   Tied: 0-0	
• Muss Era Leading: 92-6   Trailing: 10-40   Tied: 2-2		
'23-24 W/ 2:00 left	Leading: 8-0   Trailing: 0-6   Tied: 1-0	
• Muss Era Leading: 94-5   Trailing: 8-39   Tied: 2-4		

GMS decided by 1-to-5 pts	2023-24: 3-1	Muss Era: 22-17
GMS decided by 6-to-10 pts	2023-24: 2-3	Muss Era: 25-16
GMS decided by 11+ pts	2023-24: 4-2	Muss Era: 57-12
Overtime games	2023-24: 0-0	Muss Era: 5-3

OFFENSE

Scoring less than 70 points	2023-24: 1-2	Muss Era: 20-22
Scoring 70-79 points	2023-24: 1-4	Muss Era: 37-20
Scoring 80-89 points	2023-24: 4-0	Muss Era: 29-6
Scoring 90-99 points	2023-24: 2-0	Muss Era: 14-0
Scoring 100+ points	2023-24: 1-0	Muss Era: 4-0
1-2 Hogs in Double Figures	2023-24: 1-3	Muss Era: 5-15
3 Hogs in Double Figures	2023-24: 5-1	Muss Era: 43-21
4 Hogs in Double Figures	2023-24: 1-2	Muss Era: 39-10
5-7 Hogs in Double Figures	2023-24: 2-0	Muss Era: 25-2
8+ Hogs in Double Figures	2023-24: 0-0	Muss Era: 1-0
At least 1 Hog Scores 20+	2023-24: 6-4	Muss Era: 51-24
2+ Hogs Score 20+	2023-24: 0-0	Muss Era: 19-9

SHOOTING PERCENTAGE

	FG PCT	3FG PCT
50% or Better (Muss Era)	7-0 (35-2)	0-0 (7-1)
49.9% - 40% (Muss Era)	1-5 (55-31)	5-0 (19-5)
39.9% - 30% (Muss Era)	1-1 (14-14)	3-1 (34-17)
29.9% or Worse (Muss Era)	0-0 (0-1)	1-5 (44-25)

REBOUNDING/TURNOVERS

Out-rebounding opponent	2023-24: 8-1	Muss Era: 65-10
Out-rebounded by opp.	2023-24: 1-5	Muss Era: 35-35
Rebounds are even	2023-24: 0-0	Muss Era: 4-3
Grabbing 10+ off reb	2023-24: 3-2	Muss Era: 53-26
Forcing 15+ turnovers	2023-24: 1-2	Muss Era: 52-22
Committing less than 15 TO	2023-24: 7-4	Muss Era: 77-25

BY MONTH

In November	2023-24: 5-3	Muss Era: 26-4
In December	2023-24: 4-1	Muss Era: 24-6
In January	2023-24: 0-2	Muss Era: 18-18
In February	2023-24: 0-0	Muss Era: 20-11
In March	2023-24: 0-0	Muss Era: 16-9
In April	2023-24: 0-0	Muss Era: 0-0



## PLAYER MISCELLANEOUS STATS

### 20+ POINT SCORING GAMES

Player	19-20	20-21	21-22	22-23	23-24	Career
Battle	0	4	5 *	12	5	26
Brazile	-	-	0	3 *	0	3
Davenport	0	1	6	2	0	9
Davis	-	1	1	2	0	4
Ellis	JC	JC	2	13	0	15
Graham	0	0	0	1	0	1
Harris	RS	0	0	1	0	1
Mark	-	2	1 *	3	5	11
Menifield	-	-	-	5	1	5

### 30+/40+ POINT SCORING GAMES

Player	19-20	20-21	21-22	22-23	23-24	Career
Battle	0/0	1/0	0/0 *	0/0	0/0	1/0
Ellis	JC	JC	0/0	2/0	0/0	2/0
Mark	-	0/0	0/0 *	0/0	1/0	1/0
Menifield	-	-	-	0/0	1/0	1/0

### 1+/3+ THREE-POINTERS MADE IN A GAME

Player	19-20	20-21	21-22	22-23	23-24	Career
Battle	9/0	9/5	6/5 *	25/17	11/6	60/33
Brazile	-	-	10/0	5/3 *	11/1	26/4
Davenport	2/0	19/10	26/18	30/12	8/0	85/40
Davis	-	2/0	11/1	22/6	6/2	41/9
Ellis	JC	JC	21/6	26/10	5/0	52/16
Graham	0/0	0/0	1/0	0/0	0/0	1/0
Lawson	1/0	4/0	0/0	6/0	4/0	15/0
Mark	-	13/0	3/0 *	24/1	8/3	48/4
Mitchell	0	0	7/0	1/0	0/0	8/0
Menifield	-	-	-	21/18	2/2	23/20
Pinion	-	-	-	7/2	1/0	8/2

### 5+ REBOUNDS IN A GAME

Player	19-20	20-21	21-22	22-23	23-24	Career
Battle	0	8	2 *	10	2	22
Blocker	-	-	-	-	1	1
Brazile	-	-	16	6 *	10	32
Davenport	1	14	19	16	0	50
Davis	-	15	14	16	8	53
Ellis	JC	JC	3	2	1	6
Graham	6	9	11	7	4	37
Harris	RS	8	3	14	1	26
Lawson	10	5	3	16	4	38
Mark	-	8	0 *	22	5	35
Menifield	-	-	-	8	1	9
Mitchell	3	4	20	19	5	51
Pinion	-	-	-	1	0	1

### 3+/5+ ASSISTS IN A GAME

Player	19-20	20-21	21-22	22-23	23-24	Career
Battle	1/0	5/2	0/0 *	6/1	2/1	14/1
Blocker	-	-	-	-	2/1	2/1
Davenport	0/0	4/3	2/0	8/3	2/0	15/6
Davis	-	9/4	18/6	18/4	6/3	51/17
Ellis	JC	JC	7/1	25/15	5/2	37/18
Graham	2/0	0/0	8/2	1/0	0/0	11/2
Harris	RS	0/0	1/0	0/0	0/0	1/0
Lawson	6/2	1/1	0/0	2/0	0/0	9/3
Mark	-	9/2	4/0 *	10/4	3/0	26/6
Menifield	-	-	-	18/9	2/1	20/10
Mitchell	0	0	5/2	4/0	1/0	10/2
Pinion	-	-	-	1/0	0/0	1/0

### 3+ BLOCKS IN A GAME

Player	19-20	20-21	21-22	22-23	23-24	Career
Battle	-	-	5 *	1	3	9
Blocker	-	-	-	-	1	1
Graham	2	4	2	1	0	9
Lawson	0	0	1	3	3	7
Mark	-	0	0 *	0	1	11
Mitchell	0	0	6	6	3	15

### 3+ STEALS IN A GAME

Player	19-20	20-21	21-22	22-23	23-24	Career
Battle	0	0	0 *	2	0	2
Blocker	-	-	-	-	2	2
Davenport	0	2	1	0	0	3
Davis	-	3	3	5	1	12
Ellis	JC	JC	0	3	0	3
Graham	1	0	2	0	0	3
Harris	RS	1	0	0	0	1
Lawson	0	0	0	1	0	1
Mark	-	4	1 *	3	1	9
Menifield	-	-	-	3	3	3
Mitchell	0	0	2	4	0	6

### DUNKS

Player	19-20	20-21	21-22	22-23	23-24	Career
Battle	NA	NA	NA *	NA	1	1
Blocker	-	-	-	-	3	3
Brazile	-	-	NA	12 *	19	31
Davenport	NA	NA	NA	NA	0	0
Davis	-	5	6	4	1	16
Ellis	JC	JC	NA	NA	1	1
Graham	NA	NA	NA	19	9	28
Harris	RS	NA	NA	NA	0	0
Lawson	NA	NA	NA	NA	3	3
Mark	-	NA	NA *	NA	2	2
Mitchell	NA	NA	NA	25	2	27
Pinion	-	-	-	2	1	3

\* - Indicates played some games but redshirted that season



## SEC PLAYERS OF THE WEEK

### Trevon Brazile

Dec. 4, 2023 vs Duke

Double-Double (19 pts - 11 rebs) • Career-high 4 3-pointers

### Keyon Menifield Jr.

Jan. 1, 2024 vs UNCW

Career-high 32 points • 13-of-17 FT • 5 Assists • 4 Rebounds

## 1,000 Point Club

- **Khalif Battle** reached the 1,000-point mark after making his first shot vs Furman – a 3-pointer with 16:07 left in the first half.
- **Davonte Davis** reached the 1,000-point mark in the Memphis game.
- **Jeremiah Davenport** reached the 1,000-point mark last season at Cincinnati.
- **El Ellis**, in his third year of Division I basketball, is just 79 points shy of 1,000 for his career.

## Long Arms of the Law

- **Chandler Lawson, who has a 7-7 wingspan**, has 20 blocked shots this season.
  - ^ Had a then career-high five blocked shots versus Stanford.
  - **the 5 blocked shots ties for 4th-most by an SEC player this season.**
- ^ Tallied a **career-high six blocked shots versus Duke All-American Kyle Filipowski.**
- **THE 6 BLOCKED SHOTS TIES FOR 2ND-MOST MOST BY AN SEC PLAYER THIS SEASON.**
- ^ Had three blocked shots in the win over Furman.
- ^ BTW, in the charity exhibition vs Purdue, he had three blocked shots and three steals guarding reigning Player of the Year Zach Edey.
- **Lawson has 20 blocked shots in 15 games this season, bettering any of his previous years' totals.**
  - ^ FR at Oregon (14) SO at Oregon (12) JR at Memphis (9) SR at Memphis (19) **GradSR at Arkansas (20)**

## El Magnifico

- **El Ellis** led Arkansas to the win over Old Dominion, scoring 17 points with **eight assists and ZERO TURNOVERS.**
  - ^ Only had two first-half points with five assists
  - ^ Scored 15 second-half points (6-of-8 FG • 1-of-1 3PT) with three assists.
- Ellis added 19 points – all in the second half – versus UNCG.
  - ^ Granted he had a season-high 4 turnovers ... **BUT he had only committed a total of 4 turnovers in the first three games.**
- **Versus Duke**, Ellis scored nine points and had **six assists with ZERO TURNOVERS.**
  - ^ **Ellis played all 20 minutes of the second half where he scored all nine of his points and had four of his six assists.**
- Ellis had a career-high six rebounds in the win over Gardner-Webb,

## Mitchell Doubles Up vs ODU; Was +12 Versus Duke

- **Makhi Mitchell** recorded his 11th career double-double – 3rd as a Razorback – by getting 15 points and 10 rebounds versus Old Dominion.
- Mitchell's 15 points tied his best point production as a Razorback and it was his 15th career game with double-digit rebounds.
- **Versus Duke**, Mitchell was +12 in just 9:30 played. He scored six points (3-of-3 shooting) and added an assist and a steal. He was the only Razorback to have a +/- in double digits.
- Was 6-of-6 from the field in scoring 12 points with five rebounds in the Lipscomb win.

## 11 #ProHogs on NBA Rosters

- Arkansas had 11 players on NBA rosters including nine on the 15-man roster and two on two-way contracts.
  - ^ 2023-24 season
 

Patrick Beverley	Anthony Black	Ricky Council IV	Daniel Gafford	Isaiah Joe
Moses Moody	Bobby Portis	Nick Smith Jr	Jordan Walsh	Stanley Umude
Jaylin Williams				
  - The 11 players are the most Razorbacks that have been in the NBA in the same season. The previous best was nine players in the 1992-93 season and 1995-96 season.
    - ^ 1992-93 season
 

Scott Hastings	Darrell Walker	Alvin Robertson	Joe Kleine	Andrew Lang
Todd Day	Lee Mayberry	Oliver Miller	Isaiah Morris	
    - ^ 1995-96 season
 

Alvin Robertson	Joe Kleine	Andrew Lang	Todd Day	Lee Mayberry
Oliver Miller	Corey Beck	Clint McDaniel	Corliss Williamson	

## RAZORBACK CLASS OF 2024



### ISAIAH ELOHIM

6-6, 210, G  
Kingston, N.Y.  
Sierra Canyon HS (Calif.)  
X @Elohimisaiah  
Instagram @isaiah\_elohim

Rivals	4 star	34 national	10 SG	NA
On3 Composite	4 star	41 national	10 SG	5 Calif.
247 Composite	4 star	41 national	10 SF	5 Calif.
247	4 star	42 national	10 SF	5 Calif.
On3	4 star	45 national	10 SG	7 Calif.
ESPN	4 star	53 national	18 SF	4 Calif.

- #1 of 50 on the 2023-24 Jersey Mike's Naismith Trophy Boy's High School Player of the Year Pre-season 50 watch list.
- For the 2025 NBA Draft, NBADraftRoom.com has him #11 among the shooting guards and the #49 pick in the Draft.
- Ranked the 34th-best prospect in the country by Rivals and is the 12th-highest-rated Razorback recruit by 247Composite at #41 (sixth-highest in the Musselman era).
- Participated in the 2021, '22 and '23 Pangos All-American Camps.
- Participated in the 2022 and 2023 NBPA Top 100 camps and the 2023 Damian Lillard Formula Zero Elite Camp.
- As a junior, he missed some time due to injury but averaged 16 points, 5 rebounds, and 3 assists per game for Sierra Canyon ... Member of the 17U Paul George Elite on the Nike EYBL circuit.
- Was the Los Angeles Daily News 2021 Freshman of the Year ... Averaged 19.3 points (on 56.0% field goal shooting), 5.3 rebounds and 2.5 assists at Northridge (Calif.) Heritage Christian ... Led the Warriors to a 20-8 record and led the team in scoring ... Invited to the USA Men's U16 National Team minicamp this spring.



### JALEN SHELLEY

F || 6-9 || 185  
Frisco, Texas  
Link Academy (Mo.)  
X @JalenShelley  
Instagram @jalenshelley10

ESPN	4 star	43 national	14 SF	3 Texas
Rivals	4 star	46 national	14 SF	NA
247 Composite	4 star	53 national	13 SF	3 Mo.
On3 Composite	4 star	55 national	17 SF	3 Mo.
On3	4 star	63 national	22 SF	3 Mo.
247	4 star	65 national	18 SF	3 Mo.

- #43 on the 2024 Naismith Basketball Hall of Fame HoopHall Classic Elite Players list
- The ninth-highest-rated Razorback recruit by ESPN.com at #43 (sixth-highest in the Musselman era).
- In 2023, played in 21 games for Houston Hoops and Pro Skills on the Nike EYBL circuit ... Averaged 12.4 points, 5.5 rebounds and 2.0 assists ... At the Nike Peach Jam, averaged 10.2 points, 6.4 rebounds and 1.4 assists in five games.
- Attended Plano Prestonwood Christian HS as a junior and he helped lead them to a 26-6 record and win the TAPPS 6A state basketball championship ... Named first team 6A TAPPS All-State and second team All-Area by Dallas Morning News ... Averaged 18.3 points, 6.2 rebounds and 3.5 assists per game.
- As a sophomore and freshman, attended Frisco Lone Star HS ... Averaged 12.0 points and 4.6 rebounds as a sophomore.
- Also played wide receiver in football at Prestonwood and Frisco Lone Star.

## ARKANSAS IN 2023-24 RANKINGS

THRU GAMES OF - JAN 10



TEAM IN THE NCAA/SEC	NCAA	SEC	NO.
Assist/Turnover Ratio (351 ranked)	274	12	0.95
Assists Per Game (351 ranked)	285	12	11.9
<b>Bench Points per game (351 ranked)</b>	<b>11</b>	<b>2</b>	<b>33.87</b>
<b>Blocks Per Game (351 ranked)</b>	<b>4</b>	<b>2</b>	<b>6.5</b>
Effective FG pct (351 ranked)	150	8	0.52
Fastbreak Points (351 ranked)	89	6	12.4
Field Goal Percentage (351 ranked)	109	7	46.3
Field Goal Percentage Defense (351 ranked)	133	11	42.2
Fouls Per Game (351 ranked)	332	14	20
<b>Free Throw Attempts Per Game (351 ranked)</b>	<b>6</b>	<b>1</b>	<b>26.7</b>
Free Throw Percentage (351 ranked)	166	11	71.2
<b>Free Throws Made Per Game (351 ranked)</b>	<b>7</b>	<b>1</b>	<b>19</b>
Rebound Margin (351 ranked)	166	9	1.6
<b>Rebounds (Defensive) Per Game (351 ranked)</b>	<b>41</b>	<b>3</b>	<b>28.13</b>
Rebounds (Offensive) Per Game (351 ranked)	277	14	9.27
Rebounds Per Game (351 ranked)	132	9	37.4
Scoring Defense (351 ranked)	302	14	76.8
Scoring Margin (351 ranked)	204	13	2.3
<b>Scoring Offense (351 ranked)</b>	<b>73</b>	<b>5</b>	<b>79.1</b>
Steals Per Game (351 ranked)	305	13	5.5
Three Point Attempts Per Game (351 ranked)	269	13	19.9
Three Point Percentage (351 ranked)	207	10	32.9
Three Point Percentage Defense (351 ranked)	216	11	33.6
Three Pointers Per Game (351 ranked)	260	13	6.5
Turnover Margin (351 ranked)	280	13	-1.4
Turnovers Forced Per Game (351 ranked)	286	14	11.13
Turnovers Per Game (351 ranked)	199	11	12.5
Winning Percentage (350 ranked)	134	11	60

RAZORBACKS IN THE NCAA/SEC	PLAYER	NCAA	SEC	NO.
Assist/Turnover Ratio (350 ranked)	--			
Assists (337 ranked)	--			
Assists Per Game (350 ranked)	--			
<b>Blocks (336 ranked)</b>	<b>Trevon Brazile</b>	<b>102</b>	<b>4</b>	<b>22</b>
	Chandler Lawson	129	6	20
	Makhi Mitchell	168	8	18
<b>Blocks Per Game (349 ranked)</b>	<b>Trevon Brazile</b>	<b>97</b>	<b>4</b>	<b>1.47</b>
	Chandler Lawson	128	6	1.33
	Makhi Mitchell	168	9	1.2
<b>Double Doubles (344 ranked)</b>	<b>Trevon Brazile</b>	<b>124</b>	<b>4</b>	<b>3</b>
	Makhi Mitchell	344	12	1
	Tramon Mark	344	12	1
Field Goal Attempts (344 ranked)	--			
<b>Field Goal Percentage (350 ranked)</b>	<b>Tramon Mark</b>	<b>85</b>	<b>5</b>	<b>53.9</b>
Field Goals (340 ranked)	Tramon Mark	229	8	82
<b>Free Throw Attempts (339 ranked)</b>	<b>Khalif Battle</b>	<b>61</b>	<b>1</b>	<b>90</b>
	Tramon Mark	167	8	72
Free Throw Percentage (350 ranked)	Khalif Battle	167	12	82.2
	Tramon Mark	217	15	79.2
<b>Free Throws (338 ranked)</b>	<b>Khalif Battle</b>	<b>42</b>	<b>1</b>	<b>74</b>
	Tramon Mark	145	9	57
Minutes Per Game (350 ranked)	--			
Points (345 ranked)	Tramon Mark	198	10	238
Points Per Game (350 ranked)	Tramon Mark	123	6	17
Rebounds (341 ranked)	Trevon Brazile	219	11	102
Rebounds (Defensive) Per Game (346 ranked)	Trevon Brazile	234	10	4.73
Rebounds (Offensive) Per Game (344 ranked)	Trevon Brazile	286	13	2.07
Rebounds Per Game (348 ranked)	Trevon Brazile	201	12	6.8
Steals (342 ranked)	--			
Steals Per Game (336 ranked)	--			
Three Point Attempts (343 ranked)	--			
Three Point Percentage (106 ranked)	--			
Three Pointers Per Game (349 ranked)	--			
Total 3-point FGM (342 ranked)	--			
Triple Doubles (3 ranked)	--			



### ERIC MUSSELMAN LIVE RADIO SHOW

Once again, there will be 12 Arkansas basketball radio shows, all starting at 7 pm, at Sassy's Red House (Shows 1-2) Sassy's BBQ and Grille (Shows 3-12).

Monday, Oct. 30  
Tuesday, Nov. 7  
Tuesday, Nov. 14  
Monday, Nov. 27  
Monday, Dec. 11  
Monday, Dec. 18

Monday, Jan. 8  
**Monday, Jan. 22**  
Monday, Jan. 29  
Monday, Feb. 5  
Monday, Feb. 12  
Monday, Mar. 4



### COURTSIDE WITH ERIC MUSSELMAN

There will be 10, 30-minute TV shows featuring head coach Eric Musselman and Chuck Barrett. Each show will air on Sunday as well as on HOGS+ Please check local listings for times and channels in your area.

Sunday, Jan. 7  
**Sunday, Jan. 14**  
Sunday, Jan. 21  
Sunday, Jan. 28  
Sunday, Feb. 4

Sunday, Feb. 11  
Sunday, Feb. 18  
Sunday, Feb. 25  
Sunday, Mar. 3  
Sunday, Mar 10



# 2022-23 SEC STANDINGS

Thru Jan. 10



	SEC	PCT.	HOME	AWAY	OVERALL	PCT.	HOME	ROAD	NEUTRAL	STRK
Alabama	2-0	1.000	1-0	0-1	10-5	.667	7-1	1-1	2-3	W4
Auburn	2-0	1.000	1-0	1-0	13-2	.867	8-0	1-1	4-1	W8
Georgia	2-0	1.000	1-0	1-0	12-3	.800	10-0	2-0	0-3	W10
Kentucky	2-0	1.000	1-0	1-0	12-2	.857	8-1	2-0	2-1	W6
LSU	2-0	1.000	1-0	1-0	10-5	.667	7-2	1-1	2-2	W4
Ole Miss	1-1	.500	1-0	0-1	14-1	.933	10-0	2-1	2-0	W1
Mississippi State	1-1	.500	1-0	0-1	12-3	.800	6-1	0-2	6-0	W1
South Carolina	1-1	.500	1-0	0-1	13-2	.867	9-0	1-2	3-0	L1
Tennessee	1-1	.500	1-0	0-1	11-4	.733	8-0	1-2	2-2	L1
<b>Arkansas</b>	<b>0-2</b>	<b>.000</b>	<b>0-1</b>	<b>0-1</b>	<b>9-6</b>	<b>.600</b>	<b>7-2</b>	<b>0-1</b>	<b>2-3</b>	<b>L2</b>
Florida	0-2	.000	0-1	0-1	10-5	.667	6-1	0-2	4-2	L2
Missouri	0-2	.000	0-1	0-1	8-7	.533	6-3	2-2	0-2	L2
Texas A&M	0-2	.000	0-1	0-1	9-6	.600	5-2	2-2	2-2	L2
Vanderbilt	0-2	.000	0-1	0-1	5-10	.333	5-5	0-2	0-3	L2

## AP (Jan. 8)

1	Purdue (54)	14-1	1,566
2	Houston (7)	14-0	1,486
3	Kansas (2)	13-1	1,481
4	UConn	13-2	1,335
5	<b>TENNESSEE</b>	<b>11-3</b>	<b>1,291</b>
6	<b>KENTUCKY</b>	<b>11-2</b>	<b>1,253</b>
7	<b>NORTH CAROLINA</b>	<b>11-3</b>	<b>1,213</b>
8	Arizona	12-3	1,107
9	<b>OKLAHOMA</b>	<b>13-1</b>	<b>1,023</b>
10	Illinois	11-3	924
11	Marquette	11-4	869
12	<b>DUKE</b>	<b>11-3</b>	<b>869</b>
13	<b>MEMPHIS</b>	<b>13-2</b>	<b>843</b>
14	Baylor	12-2	787
15	Wisconsin	11-3	663
16	<b>AUBURN</b>	<b>12-2</b>	<b>559</b>
17	Colorado State	13-2	436
18	BYU	12-2	426
19	San Diego State	13-2	386
20	Utah State	14-1	241
21	Clemson	11-3	219
22	Creighton	11-4	187
23	Gonzaga	11-4	185
24	Florida Atlantic	11-4	165
25	Texas	11-3	148

RECEIVING VOTES: Dayton 126, **OLE MISS** 125, James Madison 98, Cincinnati 79, Nevada 77, Texas Tech 62, Wake Forest 38, Grand Canyon 35, Seton Hall 34, **SOUTH CAROLINA** 29, Miami 27, St. John's 18, Iowa St. 16, Colorado 8, NC State 7, Michigan St. 7, **ALABAMA** 7, Providence 6, Oregon 4, TCU 3, Northwestern 3, Princeton 2, Utah 2

## SEC SCHEDULE

SATURDAY, JANUARY 13	TV	CT
Tennessee at Georgia	ESPN2	11:00 am
Vanderbilt at Ole Miss	SEC	Noon
Kentucky at Texas A&M	ESPN	Noon
South Carolina at Missouri	SEC	2:30 pm
<b>Arkansas at Florida</b>	<b>ESPN</b>	<b>3:00 pm</b>
LSU at Auburn	SEC	5:00 pm
Alabama at Mississippi St.	SEC	7:30 pm
TUESDAY, JANUARY 16	TV	CT
Florida at Tennessee	ESPN	6:00 pm
Missouri at Alabama	SEC	6:00 pm
Georgia at South Carolina	ESPNU	8:00 pm
<b>Texas A&amp;M at Arkansas</b>	<b>SEC</b>	<b>8:00 pm</b>
WEDNESDAY, JANUARY 17	TV	CT
Mississippi St. at Kentucky	ESPN2	6:00 pm
Ole Miss at LSU	SEC	6:00 pm
Auburn at Vanderbilt	SEC	8:00 pm
SATURDAY, JANUARY 20	TV	CT
Alabama at Tennessee	ESPN/2	11:00 am
<b>South Carolina at Arkansas</b>	<b>SEC</b>	<b>Noon</b>
Vanderbilt at Mississippi St.	SEC	2:30 pm
Texas A&M at LSU	ESPN2/U	3:00 pm
Georgia at Kentucky	SEC	5:00 pm
Florida at Missouri	ESPN2/U5	7:00 pm
Ole Miss at Auburn	SEC	7:30 pm

## COACHES (Jan. 8)

1	Purdue (21)	14-1	788
2	Houston (10)	14-0	762
3	Kansas (1)	13-1	754
4	UConn	13-2	685
5	<b>TENNESSEE</b>	<b>11-3</b>	<b>661</b>
6	<b>KENTUCKY</b>	<b>11-2</b>	<b>628</b>
7	<b>NORTH CAROLINA</b>	<b>11-3</b>	<b>592</b>
8	Arizona	12-3	556
9	<b>OKLAHOMA</b>	<b>13-1</b>	<b>490</b>
10	Illinois	11-3	455
11	<b>DUKE</b>	<b>11-3</b>	<b>446</b>
12	Marquette	11-4	428
13	<b>MEMPHIS</b>	<b>13-2</b>	<b>410</b>
14	Baylor	12-2	378
15	Wisconsin	11-3	341
16	<b>AUBURN</b>	<b>12-2</b>	<b>301</b>
17	BYU	12-2	251
18	Colorado State	13-2	221
19	San Diego State	13-2	198
20	Creighton	11-4	147
21	Gonzaga	11-4	146
22	Clemson	11-3	133
23	Utah State	14-1	77
24	<b>OLE MISS</b>	<b>13-1</b>	<b>77</b>
25	Florida Atlantic	11-4	58

RECEIVING VOTES: Texas 55; Nevada 45; Cincinnati 36; Iowa State 33; Dayton 33; James Madison 32; Grand Canyon 30; Miami (FL) 24; TCU 23; Wake Forest 21; Texas Tech 18; Ohio St 12; Seton Hall 11; **ALABAMA** 9; St. John's 8; Providence 7; Michigan St 7; Indiana 5; **SOUTH CAROLINA** 3; Princeton 2; Villanova 1; Northwestern 1; New Mexico 1

## HOGS RANKING BY WEEK

WEEK	AP	COACH	NET
Preseason	14	14	No Poll
Nov. 13	14	14	No Poll
Nov. 20	20	RV (#26)	No Poll
Nov. 27	RV (#35)	RV (#43)	No Poll
Dec. 4	RV (#36)	--	117
Dec. 11	--	--	103
Dec. 18	--	--	101
Dec. 25	--	--	96
Jan. 1	--	--	89
Jan. 8	--	--	105
Jan. 15	--	--	--
Jan. 22	--	--	--
Jan. 29	--	--	--
Feb. 5	--	--	--
Feb. 12	--	--	--
Feb. 19	--	--	--
Feb. 26	--	--	--
Mar. 4	--	--	--
Mar. 11	--	--	--
Apr. 8	No Poll	--	--

## ARKANSAS IN THE POLLS

Ranking in AP Poll unless " \* " indicating only ranked in the Coaches Poll

As	Overall	H	A	N	Last Meeting	Last Win
As #1	16-4	8-0	6-2	2-2	W, 97-79 vs #14 Georgetown @MEM (11/27/94)	Same
As #2	38-4	17-1	7-0	14-3	W, 76-72 vs #2 Duke @NCAA (4/4/94)	Same
As #3	29-5	13-0	10-5	6-0	W, 97-79 vs Tennessee (1/7/95)	Same
As #4	13-2	8-0	3-2	2-0	W, 94-71 at Missouri (12/3/94)	Same
As #5	13-8	1-1	2-4	10-3	L (OT), 95-93 vs #3 Kentucky @SEC (3/12/95)	69-58 vs #20 Alabama @SEC (3/11/95)
As #6	18-3	6-0	5-0	7-3	L, 89-78 vs #1 UCLA @NCAA (4/3/95)	75-68 vs #4 N. Carolina @NCAA (4/1/95)
As #7	18-1	4-0	7-0	7-1	W, 68-66 vs Auburn (3/4/95)	Same
As #8	9-10	6-1	1-5	2-4	L, 78-71 vs LSU @SEC (3/13/21)	70-64 vs Missouri @SEC (3/12/21)
As #9	27-7	7-1	6-2	15-4	L, 60-57 at LSU (12/28/22)	88-78 vs Oklahoma (12/10/22) @ Tulsa
As #10	20-4	11-1	2-1	7-2	W, 85-51 vs UNC Asheville (12/21/22)	Same
As #11	22-6	12-2	6-4	4-0	W, 99-58 vs San Jose St (12/03/22)	Same
As #12	22-9	11-0	8-5	2-4	L, 88-66 vs Oklahoma (12/11/21)	86-66 vs Charlotte (12/8/21)
As #13	18-6	12-1	3-5	3-0	L, 72-59 at #22 Auburn (1/7/23)	74-68 vs #20 Missouri (1/4/23)
As #14	32-6	16-1	8-2	8-3	L, 78-72 vs UNC (11/17/23)	86-77 vs Old Dominion (11/13/23)
As #15	16-6	4-2	9-2	3-2	L, 97-84 at Vanderbilt (1/4/23)	90-68 vs Tennessee State (11/7/00)
As #16	17-5	12-0	3-4	2-1	W, 93-80 vs UNI (11/17/21)	Same
As #17	18-9	5-0	5-2	***8-7	W, 69-78 vs #9 Duke @NCAA (3/26/22)	74-68 vs #1 Gonzaga @NCAA (3/24/22)
As #18	20-9	*10-4	8-4	2-1	W, 75-73 vs #6 Kentucky (2/26/22)	Same
As #19	16-7	8-2	3-3	5-2	L, 96-82 vs Ole Miss (1/17/15)	67-45 vs Wofford (11/9/07)
As #20	25-6	***11-0	***13-6	L, 87-72 vs #14 N. Carolina @Atlantic (11/24/23)	77-74 2OT vs Stanford (11/22/23)	
As #21	6-4	3-0	0-1	3-3	L, 87-78 vs #15 N. Carolina @NCAA (3/21/15)	56-53 vs Wofford @NCAA (3/19/15)
As #22	8-5	4-1	2-3	2-1	L, 78-77 at Auburn (1/6/18)	84-79 (OT) vs Miss State @SEC (3/6/99)
As #23	7-1	5-0	2-1	0-0	W, 58-48 vs #16 Tennessee (2/19/22)	Same
As #24	7-1	4-0	3-0	0-1	L, 89-81 vs Hofstra @ NLR (12/18/21)	Same
As #25	6-3	6-0	0-3	0-1	W, 69-57 vs Ole Miss (01/21/23)	Same
TOT.	441-131	204-16	111-60	127-54	L, 87-72 vs #14 N. Carolina (11/24/23)	77-74 2OT vs Stanford (11/22/23)

## ARKANSAS VERSUS THE POLLS

Ranking in AP Poll unless " \* " indicating only ranked in the Coaches Poll

Vs	Overall	H	A	N	Last Meeting	Last Win
Vs #1	3-11	1-2	0-2	2-7	W, 74-68 vs Gonzaga @NCAA (03/24/22)	Same
Vs #2	6-9	5-2	0-6	1-1	L, 86-83 at Alabama (2/25/23)	Same
Vs #3	0-15	0-1	0-3	0-11	L, 81-72 vs Baylor @ NCAA (3/29/21)	--
Vs #4	6-13	2-3	1-7	3-3	W, 72-71 vs Kansas @ NCAA (3/18/23)	Same
Vs #5	4-4	4-1	0-1	0-2	W, 74-71 vs Texas A&M (1/27/16)	Same
Vs #6	7-11	4-3	0-5	3-3	W, 75-73 vs Kentucky (2/26/22)	Same
Vs #7	2-5	2-0	0-1	0-4	W, 80-75 vs Duke * (11/29/23)	Same
Vs #8	3-4	2-0	1-3	0-1	L, 82-65 vs Kentucky @SEC (3/12/17)	88-61 vs Alabama (1/6/07)
Vs #9	2-6	0-0	1-4	1-2	L, 78-69 vs Duke @NCAA (3/26/22)	91-82 vs Arizona @NCAA (4/2/94)
Vs #10	5-6	2-2	2-1	1-3	L, 88-65 vs UConn @NCAA (03/23/23)	(OT), 86-81 at Missouri (2/13/21)
Vs #11	5-8	2-2	1-4	2-2	L (OT), 79-76 vs Auburn (2/4/20)	104-93 vs Missouri (12/5/95)
Vs #12	7-10	2-2	2-5	*3-3	L, 75-57 at Tennessee (2/28/23)	Same
Vs #13	6-4	3-0	0-2	3-2	L, 78-74 at Tennessee (3/5/22)	87-85 vs Kentucky (1/14/14)
Vs #14	5-8	3-2	0-3	2-3	L, 87-72 vs North Carolina (11/24/24)	91-82 vs Auburn (2/27/18)
Vs #15	3-5	0-0	0-2	0-3	L, 87-78 vs N. Carolina @NCAA (3/21/15)	98-88 vs Mississippi State (1/7/12)
Vs #16	4-7	2-2	0-4	2-1	W, 58-48 vs Tennessee (2/19/22)	Same
Vs #17	4-4	1-2	1-1	2-1	L, 67-64 at Baylor (1/28/23)	(OT), 78-74 vs San Diego St (11/23/22)
Vs #18	5-8	1-2	2-3	2-3	L, 67-61 vs Texas A&M @SEC (3/10/23)	80-73 at Ole Miss (1-31-10)
Vs #19	8-4	3-1	3-1	2-2	L, 79-70 vs Oklahoma @ Tulsa (12/9/23)	90-89 at LSU (2/2/19)
Vs #20	11-5	5-2	1-2	5-1	W, 74-68 vs Missouri (1/5/23)	Same
Vs #21	5-3	2-1	1-0	2-2	W, 68-66 vs TX Tech @NCAA (3/21/21)	Same
Vs #22	4-3	4-1	0-2	0-0	L, 72-59 at Auburn (1/7/23)	(OT), 77-76 vs Kentucky (2/23/11)
Vs #23	3-8	1-2	0-3	2-2	L, 88-79 vs Kentucky (3/4/23)	Same
Vs #24	2-4	1-2	*0-1	*1-1	*L, 90-59 at Alabama (1/16/21)	*86-72 vs Indiana @NCAA (3/21/08)
Vs #25	4-6	*3-3	*0-1	1-2	L, 83-51 vs Auburn (1/6/24)	82-74 vs Vanderbilt (1/31/12)
TOT.	114-170	58-38	16-67	40-65	L, 83-51 vs #25 Auburn (1/6/24)	80-75 vs #7 Duke (11/29/23)

## RANKED ARKANSAS VERSUS RANKED OPPONENT

Overall	H	A	N
48-51	18-4	4-16	26-31
LAST TIME: #20 ARK vs #14 UNC - L, 72-87 (11/29/23) LAST W: 74-68 v #20 MIZ (01/04/23)			
LAST W at Home: #13 ARK v #20 MIZ - W, 74-68 (01/04/23)			
LAST W on Road: #10 ARK at #18 BAMA - W, 86-80 (2/15/95)			
LAST W vs Neutral: #9 ARK vs #17 AZTECS - W, 78-74 (ot) (11/23/22)			

## LAST TIME HOGS WON AS TOP 25

	HOME	ROAD	NEUTRAL
#1: Miss State	3/5/94	LSU	3/2/94
#2: NW (La) St	12/4/93	Baylor	1/26/91
#3: Tennessee	1/7/95	Ole Miss	1/4/95
#4: Jackson St	11/30/94	Missouri	12/03/94
#5: Miss State	1/11/95	Tennessee	1/29/94
#6: Montevallo	2/5/94	UAB	1/27/90
#7: Auburn	3/4/95	Florida	2/28/95
#8: Montevallo	2/25/95	LSU	2/22/95
#9: Oklahoma	12/10/22	S. Carolina	1/21/95
#10: UNCA	12/12/22	Alabama	2/15/95
#11: San Jose St	12/03/22	S. Alabama	11/29/89
#12: Charlotte	12/7/21	S. Carolina	3/2/21
#13: Missouri	01/04/23	S. Carolina	1/9/93
#14: Old Dominion	11/13/23	Alabama	2/13/93
#15: Tenn State	11/27/20	Miss State	1/31/98
#16: UNI	11/21/00	S. Alabama	12/30/91
#17: SE Mo. State	11/27/82	Florida	2/6/93
#18: Kentucky	2/26/22	Florida	2/22/22
#19: Wofford	11/9/07	Wake Forest	12/23/98
#20: LSU	2/27/21	LSU	1/2/99
#21: North Texas	12/05/00	--	(0-1)
#22: Providence	1/23/99	Memphis	1/10/98
#23: Tennessee	2/19/22	Missouri	2/15/22
#24: Florida	2/16/21	Ole Miss	2/14/15
#25: Iowa	11/30/14	--	(0-1)

</



# VERSUS 2023-24 OPPONENTS

## NON-CONFERENCE

School	Gms	Series Record	H	A	N	Last Meeting
Abilene Christian	2	Arkansas Leads, 2-0	2-0	--	--	H - W, 83-73 (12/21/20)
Alcorn State	6	Arkansas Leads, 6-0	6-0	--	--	H - W, 93-59 (11/06/23)
Duke	5	Arkansas Leads, 3-2	1-0	--	2-2	H - W, 80-75 (11/29/23)
Furman	1	Arkansas Leads, 1-0	1-0	--	--	H - W, 97-83 (12/04/23)
Gardner-Webb	3	Arkansas Leads, 3-0	3-0	--	--	H - W, 86-68 (11/10/23)
Lipscomb	3	Arkansas Leads, 3-0	2-0	--	1-0	N - W, 69-66 (12/17/23) @ NLR
Memphis	22	Series Tied, 11-11	5-1	4-5	2-5	N - L, 84-79 (11/23/23) @ Atlantis
Oklahoma	31	Arkansas Leads, 19-14	8-5	3-7	6-2	N - L, 79-70 (12/09/23) @ Tulsa
North Carolina	11	Arkansas Trails, 3-8	0-0	0-0	3-8	N, L, 87-72 (11/24/23) @ Atlantis
UNC Greensboro	3	Arkansas Leads, 2-1	2-1	--	--	H - L, 78-72 (11/17/23)
UNC Wilmington	1	Arkansas Leads, 1-0	1-0	--	--	H, W, 106-90 (12/30/23)
Old Dominion	1	Arkansas Leads, 1-0	1-0	0-0	0-0	H - W, 86-77 (11/13/23)
Stanford	3	Arkansas Trails 1-2	--	--	1-2	N - W, 77-74 2OT (11/23/23) @ Atlantis

## SOUTHEASTERN CONFERENCE

School	Gms	Series Record	H	A	N	Last Meeting
Alabama	68	Arkansas Leads, 36-32	20-7	8-23	8-2	A - L, 86-83 (02/25/23)
• SEC Only	58	Series Tied, 29-29	20-7	8-21	1-1	
Auburn	60	Arkansas Leads, 38-22	23-6	13-15	2-1	H - L, 83-51 (01/06/24)
• SEC Only	59	Arkansas Leads, 38-21	23-6	13-15	2-0	
Florida	41	Arkansas Trails, 15-26	10-7	3-14	2-5	H - W, 84-65 (02/18/23)
• SEC Only	SAME					
Georgia	43	Arkansas Leads, 26-17	13-3	6-11	6-3	A - L, 77-67 (01/10/24)
• SEC Only	SAME					
Kentucky	48	Arkansas Trails, 14-34	8-9	5-15	1-10	H - L, 88-79 (03/04/23)
• SEC Only	43	Arkansas Trails, 14-29	8-9	5-13	1-8	
LSU	77	Arkansas Leads, 42-35	23-8	13-20	6-7	H - W, 60-40 (01/24/23)
• SEC Only	68	Arkansas Leads, 38-30	23-8	12-19	3-3	
Ole Miss	85	Arkansas Leads, 52-33	18-11	10-20	24-2	H - W, 67-57 (01/21/23)
• SEC Only	56	Arkansas Leads, 30-27	18-10	10-18	1-0	
Mississippi State	68	Arkansas Leads, 35-33	23-9	7-23	5-1	H - L, 70-64 (02/11/23)
• SEC Only	59	Arkansas Leads, 30-29	22-8	6-21	2-0	
Missouri	60	Arkansas Leads, 33-27	19-10	12-17	2-0	A - L, 76-79 (01/18/23)
• SEC Only	23	Arkansas Leads, 14-9	9-2	4-7	1-0	
South Carolina	38	Arkansas Leads, 23-15	12-5	8-8	3-2	A - W, 65-63 (02/04/23)
• SEC Only	SAME					
Tennessee	47	Arkansas Trails, 22-25	12-4	4-16	6-5	A - L, 75-57 (02/28/23)
• SEC Only	43	Arkansas Trails, 19-24	12-4	4-16	3-4	
Texas A&M	167	Arkansas Leads, 106-61	61-15	38-40	7-6	N - L, 67-61 (02/10/23)
• SEC Only	21	Arkansas Leads 11-10	9-1	2-7	0-2	
Vanderbilt	43	Arkansas Leads, 29-14	16-4	8-9	5-1	A - L, 97-84 (01/14/23)
• SEC Only	41	Arkansas Leads 28-13	15-4	8-8	5-1	

## AT THE SEC TOURNEY

Overall: ..... 30-30  
 1st Rd: ..... 4-10  
 2nd Rd: ..... 2-2  
 Quarterfinal: ..... 16-3  
 Semifinal: ..... 7-9  
 Final: ..... 1-6

## RECORD BY OPPONENT

Opponent	Record	Last Meeting
Alabama	1-1	1995, W, 69-58 (Semis)
Auburn	2-0	2023, W, 76-73 (2nd)
Florida	2-5	2019, L, 66-50 (2nd)
Georgia	6-3	2015, W, 60-49 (Semis)
Kentucky	1-9	2017, L, 82-65 (Final)
LSU	3-3	2022, W, 79-67 (Semis)
Ole Miss	1-0	2017, W, 73-72 (Quart)
Mississippi State	2-0	2007, W, 81-72 (Semis)
Missouri	1-0	2021, W, 70-64 (Quart)
South Carolina	3-2	2018, W, 69-64 (2nd)
Tennessee	3-4	2018, L, 84-66 (Semis)
Texas A&M	0-2	2023, L, 67-61 (Quart)
Vanderbilt	5-1	2020, W, 86-73 (1st)

## AT THE NCAA TOURNEY

Overall: ..... 50-35  
 1st Rd: ..... 19-8  
 2nd Rd: ..... 12-10  
 Sweet 16: ..... 8-6  
 Elite 8: ..... 6-5  
 Final Four: ..... 2-4  
 Championship: ..... 1-1  
 - Regional/Final Consolations: ..... 2-1

## RECORD BY OPPONENT

Opponent	Record	Last Meeting
Alabama	1-0	1991, W, 93-70 (Sweet 16)
Arizona	1-0	1994, W, 91-82 (Final 4)
Arizona State	1-0	1991, W, 91-90 (2nd)
Baylor	0-1	2021, L, 81-72 (Elite 8)
Bucknell	0-1	2006, L, 59-55 (1st)
Butler	0-1	2018, L, 79-62 (1st)
Cal St-Fullerton	1-0	1979, W, 61-58 (Elite 8)
Cincinnati	0-1	1958, L, 97-62 (Final 4 con)
Colgate	1-0	2021, W, 85-68 (1st)
Connecticut	0-1	2023, L, 88-65 (Sweet 16)
Dayton	1-0	1990, W, 86-84 (2nd)
Duke	1-2	2022, L, 78-69 (Elite 8)
Georgetown	1-1	2001, L, 63-61 (1st)
Georgia State	1-0	1991, W, 117-76 (1st)
Gonzaga	1-0	2022, W, 74-68 (Sweet 16)
Holy Cross	1-0	1993, W, 94-64 (1st)
Illinois	1-0	2023, W, 73-74 (1st)
Indiana	1-0	2008, W, 86-72 (1st)
Indiana State	0-1	1979, L, 73-71 (Elite 8)
Iowa	1-1	1999, L, 82-72 (2nd)
Kansas	1-1	2023, W, 72-71 (2nd)
Kansas State	0-2	1982, L, 65-64 (2nd)
Kentucky	0-1	1979, L, 64-59 (Final 4)
LSU	0-1	1981, L, 75-56 (Sweet 16)
Louisville	2-2	1989, L, 93-74 (2nd)
Loyola-Marymount	1-0	1989, W, 120-101 (1st)
Marquette	1-0	1996, W, 65-56 (2nd)
UMass	0-1	1996, L, 79-63 (Sweet 16)
Memphis	1-1	1995, W, 96-91 OT (Sweet 16)
Mercer	1-0	1981, W, 73-67 (1st)
Miami (Fla.)	0-1	2000, L, 75-71 (1st)
Michigan	1-0	1994, W, 76-68 (Elite 8)

2023-24

# #PROHOGS

44	NBA Draft Selections	16	All-Star Game Appearances	14	All-Defensive Team Honors
----	----------------------	----	---------------------------	----	---------------------------



## PATRICK BEVERLEY

- 11th Year in NBA
- 3x NBA All-Defensive Team
- 2009 - 2nd RD/42nd overall

## RICKY COUNCIL IV

- 1st Year in NBA
- 2023-24 2-Way Free Agent



## ISAIAH JOE

- 4th Year in NBA
- 2020 - 2nd RD/49th overall



## BOBBY PORTIS

- 9th Year in NBA
- 2021 NBA Champion
- 2015 - 1st RD/22nd overall
- 2023 Team USA Member



## JORDAN WALSH

- 1st Year in NBA
- 2023 - 2nd RD/38th overall



## JAYLIN WILLIAMS

- 1st Year in NBA
- 2022 - 2nd RD/34th overall



## ANTHONY BLACK

- 1st Year in NBA
- T2nd Highest Hog NBA Pick
- 2023 - 1st RD/6th overall



## DANIEL GAFFORD

- 5th Year in NBA
- 2019 - 2nd RD/38th overall




## MOSES MOODY

- 3rd Year in NBA
- 1st Hog to be "1 & Done"
- 2021 - 1st RD/14th Pick
- 2022 NBA Champion



## NICK SMITH JR.

- 1st Year in NBA
- 2023 - 1st RD/27th overall



## STANLEY UMUDE

- 2nd Year in NBA
- 2022-23 Free Agent
- 2023-24 Two-Way Contract

15	First Round Draft Picks	7	All-NBA Selections	6	NBA Champions
----	-------------------------	---	--------------------	---	---------------

## PROHOGS AROUND THE WORLD

Adrio Bailey #	BK Redstone Olomoucko (Czech)
Jaylen Barford	Lokomotiv (Russia)
Coty Clarke	San-en NP (Japan)
Jabril Durham	Start Lublin (Poland)
Courtney Fortson	Karhubasket (Finland)
Dusty Hannahs	Ironi Nes Ziona B.C. (Israel)
Delvon Johnson	Usti n/Labem (Czech Republic)
Joe Johnson	Triplets (USA BIG3)
Kamani Johnson #	Pacific Caesar (Indonesia)
Mason Jones #	Stockton Kings (G League)
Chris Lykes #	Denain Voltaire (France)
Daryl Macon	Shenzhen Leopards (China)
Rashad Madden	NH Ostrava (Czech Republic)
JD Notae #	Pallacanestro Trapani (Italy)
Justin Smith #	Hapoel Holon B.C. (Israel)
Dustin Thomas	Szolnok (Hungary)
Trey Wade #	Start Lublin (Poland)
Jimmy Whitt #	Santa Cruz Warriors (G League)
Jalen Tate #	Leuven Bears (Belgium)
Charles Thomas	Regatas (Argentina)
Au'Diese Toney #	Grand Rapids Gold (G League)
Sonny Weems	Shanxi Loongs (China)

# - Played for Eric Musselman





## ERIC MUSSELMAN

**ARKANSAS HEAD COACH**

**San Diego, 1987**

104-48 • 5th year as Arkansas head coach

214-82 • 9th year as collegiate head coach

503-291 • 14 seasons as professional head coach

- 1996 USBL Coach of the Year
- 2003 NBA Coach of the Year Runner-Up
- 2012 NBA D-League Coach of the Year
- 2016 Bleacher Report's Mountain West Coach of the Year
- 2017 USBWA District VIII Coach of the Year
- 2018 USBWA District VIII Coach of the Year
- 2018 NABC District 17 Coach of the Year
- 2018 Mountain West Coach of the Year
- 2021 Jim Phelan Coach of the Year Finalist
- 2021 Werner Ladder Naismith Coach of the Year Semifinalist
- 2021 Basketball Times Midlands District Coach of the Year

### COLLEGIATE HEAD COACHING RECORD

Year	Overall	Conf	Finish	Conf Tour	NCAA/CBI Postseason	Final/Rank
2015-16	24-14	10-8	MW (T-4th)	1-1	5-1 • CBI Champion	--/--
2016-17	28-7	14-4	MW (1st)	3-0 *	0-1 • #12 seed NCAA 1st Rd	--/--
2017-18	29-8	15-3	MW (1st)	1-1	2-1 • #7 seed NCAA Sweet 16	24/20
2018-19	29-5	15-3	MW (1st)	1-1	0-1 • #7 seed NCAA 1st Rd	20/23
2019-20	20-12	7-11	SEC (T-10th)	1-0 +	Canceled	--/--
2020-21	25-7	13-4	SEC (2nd)	1-1	3-1 • #3 seed NCAA Elite 8	10/6
2021-22	28-9	13-5	SEC (4th)	1-1	3-1 • #4 seed NCAA Elite 8	17/8
2022-23	22-14	8-10	SEC (T-9th)	1-1	2-1 • #8 seed NCAA Sweet 16	--/21
2023-24	9-6	0-2				
<b>Total</b>	<b>214-82</b>	<b>95-50</b>		<b>10-6</b>	<b>15-7 (10-6 NCAA / 5-1 CBI)</b>	

\* - Tournament champion / + - SEC Tourney canceled after Rd 1 due to COVID

## MUSSELMAN'S CAREER AS HEAD COACH

NOTE: Professional basketball **DOES NOT** count postseason toward season W-L record nor to head coach W-L record

Year	Team	League	Record	Note for the Season	Reg. Season Div./Conf. Finish	Postseason
1989-90	Rapid City	CBA	42-14	<b>MOST WINS IN CBA</b>	1st National Conf.	Finals (8-8) *
1991-92	Rapid City	CBA	37-19	<b>2nd-most wins in CBA</b>	1st National Conf.	Finals (9-7) *
1992-93	Rapid City	CBA	44-12	<b>MOST WINS IN CBA</b>	1st National Conf.	Conf. Finals (5-3) *
1993-94	Rapid City	CBA	37-19	<b>MOST WINS IN CBA</b>	1st National Conf.	Conf. Finals (5-5) *
1994-95	Rapid City	CBA	31-25	6th-most wins in CBA	5th National Conf.	Conf. 1st Rd (0-2) *
1995-96	Florida	CBA	41-15	<b>MOST WINS IN CBA</b>	1st National Conf.	Conf. Finals (5-3) *
1996-97	Florida	CBA	38-18	<b>2nd-most wins in CBA</b>	1st American Conf.	Finals (7-6) *
1995	Florida	USBL	25-2	<b>MOST WINS IN USBL</b>	1st Overall	Champion (1-0) *
1996	Florida	USBL	28-1	<b>MOST WINS IN USBL</b>	1st Southern Div.	Champion (3-0) *
2002-03	Golden State	NBA	38-44	6th Pacific Division	11th Western Conf.	--
2003-04	Golden State	NBA	37-45	T4th Pacific Division	11th Western Conf.	--
2006-07	Sacramento	NBA	33-49	5th Pacific Division	11th Western Conf.	--
2010-11	Reno	D-League	34-16	<b>2nd-most wins in NBADL</b>	1st Western Conf.	Semifinals (2-3) *
2011-12	Los Angeles	D-League	38-12	<b>MOST WINS IN NBADL</b>	1st Western Conf.	Finals (5-2) *
2015-16	Nevada	NCAA	24-14	<b>Led NCAA in FT Made</b>	T-4th Mountain West	CBI Champion (5-1)
2016-17	Nevada	NCAA	28-7	NCAA: 13th FTA & A-TO ratio	1st Mountain West	#12 seed - NCAA 1st Rd (0-1)
2017-18	Nevada	NCAA	29-8	NCAA: 2nd A-TO/9th FTM	1st Mountain West	#7 seed - NCAA Sweet 16 (2-1)
2018-19	Nevada	NCAA	29-5	9th in NCAA in Scoring Margin	1st Mountain West	#7 seed - NCAA 1st Rd (0-1)
2019-20	Arkansas	NCAA	20-12	<b>Led NCAA in 3Pt% Def</b>	T-10th SEC	Canceled
2020-21	Arkansas	NCAA	25-7	NCAA: 2nd FTM/11th Scoring	2nd SEC	#3 seed - NCAA Elite 8 (3-1)
2021-22	Arkansas	NCAA	28-9	<b>Led NCAA in FTM/FTA</b>	4th SEC	#4 seed - NCAA Elite 8 (3-1)
2022-23	Arkansas	NCAA	22-14	NCAA: 14th BLKS/17th FTA	T-9th SEC	#8 seed - NCAA Sweet 16 (2-1)
2023-24	Arkansas	NCAA	9-6			
2010	Dominican Team		5-1	Silver Medal Centrobasket Championship		
2011	Venezuelan Team		12-9	5th FIBA Americas Championship		
2012	Venezuelan Team		7-4	Silver Medal FIBA South American Championship		

### MUSSELMAN COMPOSITE COACHING RECORD

COLLEGIATE	9th Yr	Overall	Conf	Conf Tour	NCAA/CBI	ALL POST
Nevada	4 yrs	214-82	95-50	10-6	10-6 / 5-1	25-13
Arkansas	5th yr	110-34	54-18	6-3	2-3 / 5-1	13-7
		104-48	41-32	4-3	8-3 / --	12-6

### PROFESSIONAL 14 Seasons 503-291 (50-39 Postseason \*)

CBA	7 years	270-122	(39-34 Postseason*)
Rapid City	5 years	191-89	(27-25 Postseason *)
Florida	2 years	79-33	(12-9 Postseason *)
USBL	2 years	53-3	(4-0 Postseason *)
Florida	2 years	53-3	(4-0 Postseason *)
NBA	3 years	108-138	--
Golden State	2 years	75-89	--
Sacramento	1 year	33-49	--
D-League	2 years	72-28	(7-5 Postseason *)
Reno	1 year	34-16	(2-3 Postseason *)
Los Angeles	1 year	28-12	(5-2 Postseason *)
INTERNATIONAL	3 Years	24-14	--
Dominican	1 years	5-1	--
Venezuelan	2 years	19-13	--

\* - Note, professional basketball does not include playoff results in W-L record

\* - Musselman's pro record including playoffs is 553-330

### MUSSELMAN STOPS BY YEAR

1988-89	General Mgr	Rapid City Thrillers	CBA
1989-90	Head Coach	Rapid City Thrillers	CBA
1990-91	Asst. Coach	Minnesota Timberwolves	NBA
1991-92	Head Coach	Rapid City Thrillers	CBA
1992-93	Head Coach	Rapid City Thrillers	CBA
1993-94	Head Coach	Rapid City Thrillers	CBA
1994-95	Head Coach	Rapid City Thrillers	CBA
Spring '95	Head Coach	Florida Sharks	USBL
1995-96	Head Coach	Florida Beachdogs	CBA
Spring '96	Head Coach	Florida Sharks	USBL
1996-97	Head Coach	Florida Beachdogs	CBA
1998-99	Asst. Coach	Orlando Magic	NBA
1999-00	Asst. Coach	Orlando Magic	NBA
2000-01	Asst. Coach	Atlanta Hawks	NBA
2001-02	Asst. Coach	Atlanta Hawks	NBA
2002-03	Head Coach	Golden State Warriors	NBA
2003-04	Head Coach	Golden State Warriors	NBA
2004-05	Asst. Coach	Memphis Grizzlies	NBA
2005-06	Asst. Coach	Memphis Grizzlies	NBA
2006-07	Head Coach	Sacramento Kings	NBA
2007-10	- DID NOT COACH FOR 3 SEASONS -		
2010-11	Head Coach	Reno Bighorns	NBADL
2011-12	Head Coach	Los Angeles Defenders	NBADL
2012-13	Asst. Coach	Arizona State Sun Devils	NCAA
2013-14	Assoc. HC	Arizona State Sun Devils	NCAA
2014-15	Assoc. HC	LSU Tigers	NCAA
2015-16	Head Coach	Nevada Wolf Pack	NCAA
2016-17	Head Coach	Nevada Wolf Pack	NCAA
2017-18	Head Coach	Nevada Wolf Pack	NCAA
2018-19	Head Coach	Nevada Wolf Pack	NCAA
2019-20	Head Coach	Arkansas Razorbacks	NCAA
2020-21	Head Coach	Arkansas Razorbacks	NCAA
2021-22	Head Coach	Arkansas Razorbacks	NCAA
2022-23	Head Coach	Arkansas Razorbacks	NCAA
2023-24	Head Coach	Arkansas Razorbacks	NCAA





## MUSSELMAN AT A GLANCE

- Was named Arkansas' 13th head men's basketball coach on April 7, 2019. He has 31 years of coaching experience including eight years as a collegiate head coach and 14 as a professional head coach.
- **In his first eight years as a collegiate head coach, has won at least 20 games each season (24, 28, 29, 29, 20, 25, 28 and 22), advanced to all seven postseasons played (including six straight NCAA tournaments) and reached four NCAA Sweet 16's**, including a Elite 8 appearances with the Hogs in both 2021 and '22.
- At Arkansas, produced four "one-and-dones," three first-round draft picks - including two lottery picks, and six NBA draft picks. Overall, had at least one player drafted in five years straight: **Cody Martin** (2nd Rd, pick 36); **Isaiah Joe** (2nd Rd, pick 49); **Moses Moody** (1st Rd, pick 14); **Jaylin Williams** (2nd Rd, pick 34); **Anthony Black** (1st Rd, pick 6); **Nick Smith Jr.** (1st Rd, pick 27) and **Jordan Walsh** (2nd Rd, pick 38). Also, free agents **Caleb Martin**, **Mason Jones** and **Stanley Umude** have made NBA rosters.
- Defeated AP #1 Auburn on Gonzaga in 2022 and #1 NCAA seed Kansas in 2023.
- Prior to entering the collegiate head coaching ranks, was a head coach for seven professional teams, including two seasons with the Golden State Warriors (2002-04) and one with the Sacramento Kings (2006-07). He won over 550 games as a professional head coach with a combined pro winning percentage of .626 (553-330).
- Played collegiately at the University of San Diego and helped the Toreros to NCAA Tournament berths in 1984 and 1987. He was recipient of the program's Bugelli Leadership Award as a senior.
- Is married to Danyelle Sargent Musselman, who has worked at ESPN, Fox Sports and the NFL Network as a broadcaster. Has two sons, Michael and Matthew, and he and Danyelle have a daughter, Mariah.
- Musselman's father Bill was also an NBA head coach and they were the first father-son combination to become head coaches in the NBA.

## MUSSELMAN DID YOU KNOWS

- Named General Manager of CBA's Rapid City Thrillers at age of 22. The next year, became head coach of the Thrillers at he age of 23, the youngest coach in CBA history.
- From 1990-1997, had 26 players called up to the NBA, the highest number in the league during that span.
- Is the only person in CBA history to coach in five league All-Star Games (1990, 1992, 1993, 1994, 1997)
- The first coach in professional basketball history to win 100 games by the age of 28.
- At the age of 37, named head coach of the Golden State Warriors and was the youngest head coach ever hired by an NBA team at the time.
- He and his father, Bill, were first father-son combination to both become head coaches in NBA history.
- In 2003, was runner-up to Gregg Popovich for NBA Coach of the Year Award voting (231 points, including 26 first-place votes).
- Is the CBA's third all-time winningest coach (270-122 in seven seasons) and the most successful coach (54-3 in two seasons) in the history of the United States Basketball League.
- Led CBA in scoring (116.7 ppg) in 192-93 and was 2nd in NBA in scoring (102.4 ppg) in 2002-03.
- Only needed 130 games to win his 100th game as a collegiate head coach. He was the 27th-fastest coach in NCAA history to reach 100 wins but was the ninth-fastest since 1970.
- In his first season at Arkansas (2020), the Razorbacks led the NCAA in 3-point field goal percentage defense while Arkansas led the NCAA in both free throws made and attempted in 2022.

## MUSSELMAN VS. ALL OPPONENTS

Opponent	Overall	at Nevada	at Arkansas	Last Meeting
<b>Abilene Christian</b>	2-0	0-0	2-0	12/20/20
Air Force	7-0	7-0	0-0	03/05/19
Akron	1-0	1-0	0-0	12/22/18
<b>Alabama</b>	2-4	0-0	2-4	02/25/23
<b>Alcorn State</b>	1-0	0-0	1-0	11/06/23
Arizona State	1-0	1-0	0-0	12/07/18
<b>Auburn</b>	4-3	0-0	4-3	01/06/24
Austin Peay	1-0	0-0	1-0	11/12/19
Baylor	0-2	0-0	0-2	01/28/23
Boise State	7-2	7-2	0-0	02/02/19
Bradley	2-0	1-0	1-0	12/17/22
Buffalo	1-0	1-0	0-0	11/25/16
BYU	1-0	1-0	0-0	11/06/18
Cal State Fullerton	0-1	0-1	0-0	11/28/15
California Baptist	1-0	1-0	0-0	11/19/18
Central Arkansas	2-0	0-0	2-0	12/01/21
Charlotte	1-0	0-0	1-0	12/11/21
Cincinnati	2-0	1-0	1-0	11/23/21
Coastal Carolina	1-0	1-0	0-0	11/13/15
Colgate	1-0	0-0	1-0	03/19/21
Colorado State	7-1	7-1	0-0	02/02/19
Connecticut	0-1	0-0	0-1	03/23/23
Creighton	0-1	0-0	0-1	11/22/22
Davidson	1-0	1-0	0-0	11/21/17
Drake	1-0	1-0	0-0	12/12/15
<b>Duke</b>	1-1	0-0	1-1	11/29/23
Eastern Washington	1-0	1-0	0-0	03/21/16
Elon	1-0	0-0	1-0	12/21/21
<b>Florida</b>	3-2	0-1	3-1	02/18/23
Fordham	1-0	0-0	1-0	11/11/22
Fresno Pacific	1-0	1-0	0-0	12/09/15
Fresno State	6-3	6-3	0-0	02/23/19
<b>Furman</b>	1-0	0-0	1-0	12/04/23
<b>Gardner-Webb</b>	2-0	0-0	2-0	11/10/23
<b>Georgia</b>	3-2	0-0	3-2	01/10/24
Georgia Tech	1-0	0-0	1-0	11/25/19
Grand Canyon	1-0	1-0	0-0	12/09/18
Gonzaga	1-0	0-0	1-0	03/24/22
Hawai'i	1-1	1-1	0-0	11/24/17
Hofstra	0-1	0-0	0-1	12/18/21
Holy Names	1-0	1-0	0-0	11/30/15
Idaho	1-0	1-0	0-0	11/10/17
Illinois	1-0	0-0	1-0	03/16/23
Illinois State	1-0	1-0	0-0	11/29/17
Indiana	1-0	0-0	1-0	12/29/19
Iona	1-1	1-1	0-0	11/26/16
Iowa State	0-1	0-1	0-0	03/16/17
Kansas	1-0	0-0	1-0	3/218/23
Kansas State	1-0	0-0	1-0	11/02/21
<b>Kentucky</b>	3-2	0-0	3-2	03/04/23
<b>Lipscomb</b>	2-0	0-0	2-0	12/16/23
Little Rock	1-0	0-0	1-0	12/04/21
Lipscomb	1-0	0-0	1-0	12/05/20
Little Rock	1-0	1-0	0-0	11/16/18
<b>LSU</b>	6-4	0-0	6-4	01/24/23
Louisville	1-0	0-0	1-0	11/21/22
Loyola-Chicago	1-1	1-1	0-0	11/28/18
Loyola Marymount	1-0	1-0	0-0	11/14/16
Massachusetts	1-0	1-0	0-0	11/23/18
Mercer	1-0	0-0	2-0	11/09/21
<b>Memphis</b>	0-1	0-0	0-1	11/23/23
<b>Ole Miss</b>	4-0	0-0	4-0	01/21/23
<b>Mississippi State</b>	2-4	0-0	2-4	02/11/23
Mississippi Valley	1-0	0-0	1-0	11/25/20
<b>Missouri</b>	6-3	0-0	6-3	01/04/23
Montana	2-0	1-0	1-0	11/16/19
Montana State	1-0	1-0	0-0	11/15/15
Morehead State	2-1	2-1	0-0	04/01/16
New Mexico	5-3	5-3	0-0	02/09/19
New Mexico State	1-0	0-0	1-0	03/19/22
<b>North Carolina</b>	0-1	0-0	0-1	11/24/23

## MUSSELMAN VS. ALL OPPONENTS

Opponent	Overall	at Nevada	at Arkansas	Last Meeting
North Dakota State	1-0	0-0	1-0	11/07/22
North Texas	2-0	0-0	2-0	11/29/20
Northern Iowa	1-0	0-0	1-0	11/17/21
Northern Kentucky	1-0	0-0	1-0	11/30/19
Oakland	1-0	1-0	0-0	11/23/16
<b>Oklahoma</b>	1-2	0-0	1-1	12/09/22
Oklahoma State	0-1	0-0	0-1	01/30/21
<b>Old Dominion</b>	1-0	0-0	1-0	11/13/23
Oral Roberts	2-0	0-0	2-0	03/27/21
Oregon State	1-1	1-1	0-0	11/18/16
Pacific	4-0	4-0	0-0	11/09/18
Penn	1-0	0-0	1-0	11/28/21
Portland State	1-0	1-0	0-0	11/25/15
Radford	1-0	1-0	0-0	12/17/17
Rhode Island	1-0	1-0	0-0	11/13/17
Rice	1-0	0-0	1-0	11/05/19
Saint Mary's	0-1	0-1	0-0	11/11/16
San Diego State	4-7	3-7	1-0	11/23/22
San Francisco	0-1	0-1	0-0	12/23/17
San Jose State	6-0	6-0	1-0	12/03/22
Santa Clara	2-0	2-0	0-0	11/15/17
<b>South Carolina</b>	3-1	0-0	3-1	02/04/23
South Dakota	1-0	0-0	1-0	11/22/19
South Dakota State	2-0	1-0	1-0	11/16/22
Southern	1-0	0-0	1-0	12/09/20
Southern Cal	1-0	1-0	0-0	12/01/18
Southern Illinois	1-0	1-0	0-0	12/22/17
<b>Stanford</b>	1-0	0-0	1-0	11/22/23
<b>Tennessee</b>	2-4	0-0	2-4	02/28/23
Texas	1-0	1-0	0-0	03/16/18
<b>Texas A&amp;M</b>	4-5	0-0	4-5	03/10/23
Texas Tech	1-0	0-0	1-0	03/21/21
TCU	1-1	0-1	1-0	01/25/20
Texas Southern	1-0	0-0	1-0	11/19/19
Texas Tech	0-1	0-1	0-0	12/05/17
Towson	1-0	1-0	0-0	12/21/16
Troy	1-0	0-0	1-0	11/28/22
Tulsa	2-0	1-0	1-0	12/14/19
UC Davis	1-0	1-0	0-0	12/19/17
UC Irvine	2-0	2-0	0-0	12/02/17
UC Santa Barbara	1-0	1-0	0-0	12/22/16
UNC Asheville	1-0	0-0	1-0	12/21/22
<b>UNC Greensboro</b>	1-1	0-0	1-1	11/17/23
<b>UNC Wilmington</b>	1-0	0-0	1-0	12/30/23
UNLV	7-2	7-2	0-0	02/27/19
UT Arlington	1-0	0-0	1-0	12/02/20
Utah	1-0	1-0	0-0	12/29/18
Utah State	7-2	7-2	0-0	03/02/19
Valparaiso	1-0	0-0	1-0	12/21/19
<b>Vanderbilt</b>	3-2	0-0	3-2	01/04/22
Vermont	2-0	1-0	1-0	03/17/16
Washington	1-0	1-0	0-0	12/11/16
West Virginia	1-0	0-0	1-0	01/29/22
Western Kentucky	0-1	0-0	0-1	12/07/19
Wichita State	0-1	0-1	0-0	12/22/15
Wyoming	5-1	5-1	0-0	02/16/19
<b>Totals</b>	<b>214-82</b>	<b>110-34</b>	<b>104-48</b>	

## MUSSELMAN VS. CONFERENCES

American Athletic	4-1	CAA	3-1	Ohio Valley	3-1
American East	2-0	C-USA	4-1	Pac-12	6-1
ACC	4-2	Horizon League	2-0	Patriot League	1-0
Atlantic Sun	3-0	Ind./Non D-1	2-0	SEC	44-36
Atlantic 10	4-0	Ivy League	1-0	SoCon	3-1
Big East	0-2	MAAC	1-1	Southland	2-0
Big Sky	6-0	Mid-American	1-0	SWAC	4-0
Big South	5-0	MEAC	0-0	Summit League	6-0
Big Ten	2-0	Missouri Valley	8-2	Sun Belt	6-0
Big 12	7-8	Mountain West	62-21	WCC	9-2
Big West	5-2	Northeast	0-0	WAC	4-0

## MUSSELMAN RECORD BREAKDOWN

<b>OVERALL:</b>	<b>214-82</b>
<b>- AT ARKANSAS.....</b>	<b>104-48</b>
Home:.....	124-16
Away:.....	50-44
Neutral:.....	39-22
<b>CONFERENCE GAMES:</b>	<b>95-50</b>
<b>- AT ARKANSAS.....</b>	<b>41-32</b>
Home:.....	59-15
Away:.....	36-35
<b>VS RANKED TEAMS: 14-24</b>	<b>AS RANKED TEAM:.....82-28</b>
<b>- AT ARKANSAS..... 12-21</b>	<b>- AT ARKANSAS.....44-15</b>
Home:.....	6-6 / 6-6 at Ark
Away:.....	2-9 / 2-8 at Ark
Neutral:.....	6-9 / 4-7 at Ark

### RECORD BY MONTH:

November:.....	50-8
December:.....	45-13
January:.....	42-24
February:.....	43-17
March:.....	32-20
April:.....	1-0

<b>WHEN LEADING AT HALFTIME:</b>	<b>165-14</b>
at Arkansas.....	81-10

<b>WHEN TRAILING AT HALFTIME:</b>	<b>46-66</b>
at Arkansas.....	21-37

<b>WHEN TIED AT HALFTIME:</b>	<b>4-1</b>
at Arkansas.....	2-1

<b>OUT-REBOUNDING OPP:</b>	<b>135-20</b>
at Arkansas.....	65-10

<b>BEING OUT-REBOUNDED:</b>	<b>68-57</b>
at Arkansas.....	35-35

<b>REBOUNDS ARE EVEN:</b>	<b>11-4</b>
at Arkansas.....	4-3

<b>WHEN SCORING FIRST:</b>	<b>127-36</b>
at Arkansas.....	61-20

<b>WHEN OPPONENT SCORES FIRST:</b>	<b>87-46</b>
at Arkansas.....	43-28

<b>ONE-POSSESSION GAMES:</b>	<b>28-18</b>
at Arkansas.....	13-10

<b>OVERTIME GAMES:</b>	<b>11-6</b>
at Arkansas.....	5-3

<b>GAMES DECIDED BY 1-5 PTS:</b>	<b>46-31</b>
at Arkansas.....	22-17

<b>GAMES DECIDED BY 6-10 PTS:</b>	<b>40-24</b>
at Arkansas.....	25-16

<b>GAMES DECIDED BY 11-19 PTS:</b>	<b>66-18</b>
at Arkansas.....	33-10

<b>GAMES DECIDED BY 20-PLUS PTS:</b>	<b>52-9</b>
at Arkansas.....	24-5

<b>SHOOTING 50 PERCENT OR BETTER:</b>	<b>73-3</b>
at Arkansas.....	35-2

<b>SHOOTING PCT. BETTER THAN OPP:</b>	<b>177-14</b>
at Arkansas.....	88-9

<b>SHOOTING PCT. WORSE THAN OPP:</b>	<b>35-67</b>
at Arkansas.....	15-39

<b>SHOOTING PCT. SAME AS OPP:</b>	<b>1-1</b>
at Arkansas.....	0-0

<b>OUT-SCORING OPP BENCH:</b>	<b>107-16</b>
at Arkansas.....	54-15

<b>OUT-SCORED BY OPP BENCH:</b>	<b>99-55</b>
at Arkansas.....	46-31

<b>BENCH SCORING EVEN:</b>	<b>8-1</b>
at Arkansas.....	4-1

## MOST POINTS BY A MUSSELMAN TEAM

NOTE: MISSING SOME RESULTS FROM RAPID CITY (CBA) AND FLORIDA (USBL)			
142	Arkansas	Mississippi Valley State	11/25/20 W, 142-62
138	LA D-Fenders	Erie BayHawks	02/06/12 W, 138-107
135	LA D-Fenders	Stockton Kings	11/28/11 W, 135-103
135	Sacramento	Charlotte Bobcats	02/28/07 W, 135-120
135	Golden State	Orlando Magic	11/16/02 W, 135-92
133	Golden State	at Milwaukee Bucks	03/08/03 L, 133-138 (OT)
132	LA D-Fenders	Rio Grande Valley Vipers	12/05/11 W, 132-126
128	Sacramento	Los Angeles Lakers	12/29/06 L, 128-132 (OT)
128	Golden State	Utah Jazz	04/08/03 W, 128-102
127	LA D-Fenders	Canton Charge	01/30/12 W, 127-87
127	Reno	Idaho Stampede	12/01/10 W, 127-117
126	Reno	Rio Grande Valley Vipers	004/20/11 L, 126-134

## PLAYER GAME HIGHS:

### MOST POINTS:

at Nevada:	45	Jordan Caroline at New Mexico 01/07/17
	40	Jordan Caroline at Colorado St 02/06/19
	37	D.J. Fenner vs UNLV 02/08/17
	34	Marqueze Coleman at Hawai'i 11/16/15
	33	Caleb Martin at Utah 12/29/18
	32	Marcus Marshall at Wyoming 01/14/17
	32	Marcus Marshall at Washington 12/11/16
	32	Tyron Criswell vs Eastern Washington 03/21/16
	30	4x

at Arkansas:	41	Mason Jones vs Tulsa 12/14/19
	40	Mason Jones vs Auburn 02/04/20
	38	Mason Jones vs Miss State 02/15/20
	37	Mason Jones vs Tennessee 02/26/20
	36	Mason Jones vs LSU 03/04/20
	34	<b>Tramon Mark vs North Carolina 11/24/23</b>
	34	Mason Jones vs South Carolina 01/29/20
	34	Isaiah Joe at Ole Miss 01/11/20
	33	Isaiah Joe vs Texas Southern 11/19/19
	32	<b>Keyon Menifield Jr. vs UNCW 12/30/23</b>
	32	Mason Jones vs Rice 11/05/19
	31	Stanley Umude at Georgia 02/02/22
	31	JD Notae at Texas A&M 01/08/22
	30	5x - Last: JD Notae vs Kentucky 02/26/22

Season Opener: 32 Mason Jones vs Rice 11/05/19  
SEC Opener 17 Isaiah Joe & Mason Jones vs TX A&M 01/04/20

SEC Game: 40 Mason Jones vs Auburn 02/04/20

SEC Tourney: 28 Moses Moody vs LSU 03/13/20

NCAA Tourney: 27, Justin Smith vs Colgate 03/19/21

Bud Walton: 41 Mason Jones vs Tulsa 12/14/19

Road Game: 34 Isaiah Joe at Ole Miss 01/11/20

**Neutral Site: 34, Tramon Mark vs North Carolina 11/24/23**

Ranked Opp: 40 Mason Jones vs Auburn 02/04/20

Frosh: 28 (4x) Moses Moody (Bama, USC, TX A&M, LSU)

Soph: 34 Isaiah Joe at Ole Miss 01/11/20

Junior: 41 Mason Jones vs Tulsa 12/14/19

Senior+: 31 (2x) Notae at TX A&M and Umude at Georgia

### MOST FIELD GOALS MADE:

at Nevada:	17	Jordan Caroline at New Mexico 01/07/17
	13	Cody Martin vs Utah State 02/17/18
	12	Jordan Caroline at UNLV 02/25/17
	12	Cameron Oliver vs Eastern Washington 03/21/16
	12	D.J. Fenner v UNLV 02/08/17

at Arkansas:	14	Jimmy Whitt Jr. vs Vanderbilt 01/15/20
	13	<b>Tramon Mark vs North Carolina 11/24/23</b>
	12	Jalen Graham vs Florida 02/18/23
	12	Ricky Council IV vs Troy 11/28/22
	12	Stanley Umude at Georgia 02/02/22
	12	Mason Jones vs Auburn 02/04/20
	12	Mason Jones vs Tulsa 12/14/19
	12	Mason Jones vs Rice 11/05/19

### MOST 3-POINTERS MADE:

at Nevada:	8	Marcus Marshall at UNLV 02/25/17
	7	6x
at Arkansas:	8	Mason Jones at Texas A&M 03/07/20
	7	Isaiah Joe at Ole Miss 01/11/20
	6	5x - LAST: Stanley Umude at Missouri 02/15/22

### MOST FREE THROWS MADE:

at Nevada:	15	Marcus Marshall vs Boise State 02/22/17
	15	Marqueze Coleman vs UNLV 01/23/16
	15	Marqueze Coleman at Hawai'i 11/16/15
	14	Jordan Caroline vs Rhode Island 11/13/17
	14	Marcus Marshall at Wyoming 01/14/17

at Arkansas:	18	Mason Jones vs Miss State 02/15/20
	16	Moses Moody vs Alabama 02/24/21
	15	Mason Jones vs South Carolina 01/29/20
	13	<b>Keyon Menifield Jr. vs UNCW 12/30/23</b>
	13	Anthony Black at Auburn 01/07/23
	13	JD Notae vs Kentucky 02/26/22

### MOST REBOUNDS:

at Nevada:	24	Cameron Oliver vs Fresno State 02/1/16
	21	Cameron Oliver at UNLV 02/20/16
	17	Cameron Oliver vs Colorado State 03/04/17
	16	6x

at Arkansas:	17	<b>Trevon Brazile vs Stanford (11/22/23)</b>
	17	Justin Smith vs Oral Roberts 12/20/20
	16	Jaylin Williams vs Tennessee 02/19/22
	16	Connor Vanover vs North Texas 11/28/20
	15	Jaylin Williams vs New Mexico St 03/19/22
	15	Jaylin Williams vs West Virginia 01/29/22
	15	Jimmy Whitt Jr. vs LSU 03/04/20

Season Opener: 12 Trevon Brazile vs North Dakota State 11/07/22

SEC Opener 6 Mason Jones vs Texas A&M 01/04/20

SEC Game: 16 Jaylin Williams vs Tennessee 02/19/22

SEC Tourney: 11 Jaylin Williams vs LSU 03/11/22

NCAA Tourney: 15 Jaylin Williams vs New Mexico St 03/19/22

Bud Walton: 17 Justin Smith vs Oral Roberts 12/20/20

Road Game: 13 Jaylin Williams at LSU 01/15/22

**Neutral Site: 17 Trevon Brazile vs Stanford 11/22/23**

Ranked Opp: 16 Jaylin Williams vs #16 Tennessee 02/19/22

Frosh: 10 (6x) last Jordan Walsh at South Carolina 02/04/23

**Soph: 17 Trevon Brazile vs Stanford 11/22/23**

Junior: 12 Mason Jones vs South Carolina 01/29/20

Senior+: 17 Justin Smith vs Oral Roberts 12/20/20

### MOST OFFENSIVE REBOUNDS:

at Nevada:	11	AJ West at Pacific 11/21/15
	8	Cameron Oliver vs Fresno State 02/1/16
at Arkansas:	11	Justin Smith vs Oral Roberts 03/27/21
	10	Justin Smith vs Oral Roberts 12/12/20
	8	<b>Trevon Brazile vs Stanford 11/22/23</b>
	7	<b>Trevon Brazile vs Memphis 11/23/23</b>
	6	Au'Diese Toney vs Cincinnati 11/23/21
	6	Justin Smith vs UT Arlington 12/02/20
	6	Reggie Chaney at Missouri 02/08/20

### MOST DEFENSIVE REBOUNDS:

at Nevada:	16	Cameron Oliver vs Fresno State 02/1/16
	14	Cameron Oliver vs Colorado State 03/04/17
	14	Cameron Oliver at Wyoming 01/14/17
	13	Cameron Oliver vs Colorado State 03/11/17
	13	Cameron Oliver at Air Force 02/15/17
at Arkansas:	15	Jaylin Williams vs Tennessee 02/19/22
	15	Jaylin Williams vs West Virginia 01/29/22
	14	Makhi Mitchell vs UNCG 12/06/22
	14	Connor Vanover vs North Texas 11/28/20
	14	Jimmy Whitt Jr. vs LSU 03/04/20
	13	Jaylin Williams vs New Mexico St 03/19/22
	13	Jaylin Williams at LSU 01/15/22

### MOST ASSISTS:

at Nevada:	11	Cody Martin vs BYU 11/06/18
	11	Cody Martin vs Colorado State 02/25/18
	11	Marqueze Coleman vs Holy Names 11/30/15
	10	Cody Martin vs Little Rock 11/16/18
	10	Cody Martin vs Pacific 11/09/18
	10	Marcus Marshall vs Colorado State 03/04/17

at Arkansas:	11	Jalen Tate vs UCA 12/12/12
	10	Jalen Tate vs Georgia 01/09/21
	9	Mason Jones at Ole Miss 01/11/20
	8	<b>EIGHT TIMES</b>

**LAST Davonte Davis vs Furman 12/04/23**

Season Opener: 7 Isaiah Joe vs Rice 11/05/19

SEC Opener 5 Jalen Harris vs Texas A&M 01/04/20

SEC Game: 10 Jalen Tate vs Georgia 01/09/21

SEC Tourney: 6 (2x) LAST Anthony Black vs Auburn 03/09/23

NCAA Tourney: 6 (2x) LAST JD Notae vs Gonzaga 03/24/22

Bud Walton: 11 Jalen Tate vs Central Arkansas 12/12/12

Road Game: 9 Mason Jones at Ole Miss 01/11/20

Neutral Site: 6 Jalen Tate vs Oral Roberts 03/27/21

**Ranked Opp: 6 (3x) last El Ellis 11/29/23**

Frosh: 8 (3x) Anthony Black vs Ole Miss, at TX A&M and vs UGA

Soph: 8 Davonte Davis vs Charlotte 12/07/21

Junior: 9 Mason Jones at Ole Miss 01/11/20

Senior+: 11 Jalen Tate vs Central Arkansas 12/12/12

### MOST STEALS:

at Nevada:	5	Caleb Martin vs California Baptist 11/19/18
	5	Jordan Caroline at San Diego St 02/12/17
	5	Marqueze Coleman at New Mexico 12/30/15
	4	17x

at Arkansas:	8	JD Notae vs New Mexico St 03/19/22
	7	JD Notae vs Mercer 11/09/21
	7	JD Notae vs Vanderbilt 01/04/22
	6	Jaylin Williams vs Texas A&M 01/22/22
	5	10x: last Anthony Black at Kentucky 02/07/23

Season Opener: 7 JD Notae vs Mercer 11/09/21

SEC Opener 3 Mason Jones vs Texas A&M 01/04/20

SEC Game: 7 JD Notae vs Vanderbilt 01/04/21

SEC Tourney: 4 JD Notae vs LSU 03/11/22 & Davis vs LSU 03/13/20

NCAA Tourney: 8 JD Notae vs New Mexico St 03/01/22

Bud Walton: 7 JD Notae vs Mercer 11/09/21

Road Game: 5 (2x) last JD Notae at South Carolina

Neutral Site: 8 JD Notae vs New Mexico St 03/09/22

Ranked Opp: 4 Desi Sills vs Auburn 02/04/20

Frosh: 5 (2x) Anthony Black vs Ole Miss 01/21/23 / at UK 02/07/23

Soph: 6 Jaylin Williams vs Texas A&M 01/22/22

Junior: 5 (5x) Last Davonte Davis vs Bradley 12/17/22

Senior+: 8 JD Notae vs New Mexico St 03/01/22

### MOST BLOCKED SHOTS:

at Nevada:	6	Cameron Oliver vs Morehead State 04/01/16
	5	7x

at Arkansas:	7	Makhel Mitchell vs Texas A&M 01/31/23
	6	<b>Chandler Lawson vs Duke (11/29/23)</b>
	6	Connor Vanover vs North Texas 11/28/200
	5	<b>SEVEN TIMES</b>

**Last: Chandler Lawson vs Stanford 11/22/23**

Season Opener: 3 Connor Vanover vs Miss Valley 11/25/20

SEC Opener: 3 Jaylin Williams at Mississippi State 12/29/21

SEC Game: 7 Makhel Mitchell vs Texas A&M 01/31/23

SEC Tourney: 4 (3x) last Makhi Mitchell & A. Black vs TX A&M 03/10/23

NCAA Tourney: 3 Moses Moody vs Oral Roberts 03/27/21

Bud Walton: 6 Connor Vanover vs North Texas 11/28/20

Road Game: 5 (2x) last Makhel Mitchell at Kentucky 02/07/23

**Neutral Site: 5 (2x) last Chandler Lawson vs Stanford 11/22/23**

**Ranked Opp: 6 Chandler Lawson vs Duke (11/29/23)**

Frosh: 4 Jaylin Williams vs LSU 02/27/21

Soph: 6 Connor Vanover vs North Texas 11/28/20

Junior: 3 (2x) last Ethan Henderson vs LSU 03/13/21

Senior+: 7 Makhel Mitchell vs Texas A&M 01/31/23



MOST POINTS:		
at Nevada:	119 vs Fresno State 12/09/15	W, 119-70
	110 vs UMass 11/23/18	W, 110-87
	108 vs Holy Names 11/30/15	W, 108-57
	105 at New Mexico 01/07/17	W, 105-104 (OT)
	104 vs UNLV 02/08/17	W, 104-77
	103 at Wyoming 01/24/18	L, 103-104 (2OT)
	102 vs Fresno State 01/31/18	W, 102-92
	101 at UNLV 02/28/18	W, 101-75
	100 vs Colorado State 01/23/19	W, 100-60
at Arkansas:	142 vs Mississippi Valley 11/25/20	W, 142-62
	<b>106 vs UNCW 12/30/23</b>	<b>W, 106-90</b>
	101 at South Carolina 03/02/21	W, 101-73
	100 vs Central Arkansas 12/12/12	W, 100-75
	99 vs San Jose State 12/03/22	W, 99-58
	99 at Georgia 02/02/22	W, 99-73
	99 vs Georgia 01/09/21	W, 99-69
	99 vs LSU 03/04/20	W, 99-90
MOST FIELD GOALS MADE:		
at Nevada:	40 vs UMass 11/23/18	
	40 vs Fresno State 12/09/15	
	40 vs Holy Names 11/30/15	
	38 vs San Jose State 01/09/19	
	38 vs UNLV 02/08/17	
at Arkansas	48 vs Mississippi Valley 11/25/20	
	40 at Georgia 02/02/22	
	40 vs Central Arkansas 12/01/21	
	40 vs Central Arkansas 12/12/20	
MOST FIELD GOALS ATTEMPTED:		
at Nevada:	80 at UNLV 02/20/16	
	77 vs Colorado State 02/25/18	
	75 at New Mexico 01/07/17	
	74 3x last vs Wyoming 01/03/18	
at Arkansas	86 vs Mississippi Valley 11/25/20	
	77 vs Oral Roberts 12/20/20	
	<b>76 vs Stanford 11/22/23</b>	
	76 at LSU 01/13/21	
	76 vs Central Arkansas 12/12/20	
BEST FIELD GOAL PERCENTAGE:		
at Nevada:	.615 (40-65) vs UMass 11/23/18	
	.597 (40-67) vs Fresno State 12/09/15	
	.597 (40-67) vs Holy Names 11/30/15	
	.593 (32-54) at Utah State 02/17/18	
	.589 (33-56) vs Fresno State 01/31/18	
at Arkansas:	.638 (37-58) vs Georgia 02/21/23	
	.627 (32-51) at Kentucky 02/07/23	
	.627 (37-59) vs San Jose State 12/03/22	
	<b>.607 (37-61) vs Furman 12/04/23</b>	
	.593 (35-59) vs Oklahoma 12/12/22	
	.576 (34-59) vs Florida 02/18/23	
	.571 (36-63) at Vanderbilt 01/23/21	
MOST 3-POINT FIELD GOALS MADE:		
at Nevada:	17 at Pacific 11/18/17	
	15 vs Pacific 11/09/18	
	15 at Air Force 01/06/18	
	15 at Santa Clara 11/15/17	
	15 at New Mexico 01/07/17	
at Arkansas	20 vs Mississippi Valley 11/25/20	
	15 at Georgia 02/02/22	
	15 at South Carolina 03/02/21	
	14 at Texas A&M 03/07/20	
	13 vs Gardner-Webb 11/13/21	
MOST 3-POINT FIELD GOALS ATTEMPTED:		
at Nevada:	39 vs South Dakota State 12/15/18	
	37 at Fresno State 01/12/19	
	37 vs San Jose State 02/21/18	
	34 vs San Jose State 01/09/19	
	34 at Pacific 11/18/17	
at Arkansas	40 vs Mississippi Valley 11/25/20	
	34 vs Lipscomb 12/05/20	
	33 at South Carolina 03/02/21	
	33 vs Southern 12/09/20	
	32 at Texas A&M 03/07/20	
BEST 3-POINT FIELD GOAL PERCENTAGE:		
at Nevada:	.600 (6-10) vs Morehead State 03/30/16	
	.588 (10-17) at Fresno State 12/27/17	
	.579 (11-19) vs Southern Illinois 12/22/17	
	.550 (11/20) vs Oakland 11/23/16	
at Arkansas	.667 (6-9) vs TCU 01/25/20	
	.615 (8-13) vs San Joes State 12/03/22	
	.571 (12-21) vs Georgia 01/09/21	
	.550 (11-20) vs Georgia 02/21/23	
MOST FREE THROWS MADE:		
at Nevada:	39 vs Morehead State 04/01/16	
	36 vs Rhode Island 11/13/17	
	35 vs Tulsa 11/22/18	
	31 at Wyoming 01/14/17	
at Arkansas	36 vs LSU 03/04/20	
	<b>33 vs UNCW 12/30/23</b>	
	29 vs Elon 12/21/21	
	28 vs West Virginia 01/29/22	
	28 at Missouri 02/08/20	

at Nevada:	45	vs Morehead State 04/01/16
	44	vs Rhode Island 11/13/17
	43	at Pacific 11/21/15
	42	vs Tulsa 11/22/18
at Arkansas	54	vs LSU 03/04/20
	43	vs <b>UNCW 12/30/23</b>
	43	vs Alabama 02/24/21
	40	vs South Carolina 01/29/20
	39	at Missouri 02/08/20
<b>BEST FREE THROW PERCENTAGE:</b>		
at Nevada:	.929 (13-14)	vs Loyola-Chicago 03/22/18
	.929 (13-14)	at Cal State Fullerton 11/28/15
	.900 (18-20)	at Pacific 11/18/17
at Arkansas	1.000 (11-11)	vs Duke 03/26/22
	.944 (17-18)	vs Oklahoma 12/11/21
	.944 (17-18)	at LSU 01/08/20
	.929 (13-14)	vs Mississippi State 02/02/21
	.923 (12-13)	at South Carolina 03/02/21
	.917 (11-12)	vs South Dakota 11/22/19
<b>MOST REBOUNDS:</b>		
at Nevada:	61	at Pacific 11/21/15
	60	vs Fresno Pacific 12/09/15
	57	vs Fresno State 02/13/16
	53	at UNLV 02/20/16
	50	vs San Jose State 12/28/16
at Arkansas	58	Oral Roberts 12/20/20
	58	vs Mississippi Valley 11/25/20
	54	vs Lipscomb 12/05/20
	52	vs <b>Stanford 11/22/23</b>
<b>MOST OFFENSIVE REBOUNDS:</b>		
at Nevada:	25	at Pacific 11/21/15
	19	vs Fresno Pacific 12/09/15
	19	vs Fresno State 02/13/16
	19	vs Florida 03/21/19
at Arkansas	24	vs Oral Roberts 12/20/20
	21	vs <b>Stanford 11/22/23</b>
	21	at Alabama 02/12/22
	20	at Texas A&M 01/08/22
	20	vs Mississippi Valley 11/25/20
<b>MOST DEFENSIVE REBOUNDS:</b>		
at Nevada:	43	vs Fresno State 02/13/16
	42	vs San Jose State 12/28/16
	41	vs Fresno Pacific 12/09/15
	40	vs Little Rock 11/16/18
at Arkansas	44	vs Lipscomb 12/05/20
	39	vs <b>Gardner-Webb 11/10/23</b>
	39	vs UNCG 12/06/22
	38	vs Mississippi Valley 11/25/20
	36	vs LSU 02/27/21
	36	vs Valparaiso 12/21/19
<b>MOST ASSISTS:</b>		
at Nevada:	29	vs Holy Names 11/30/15
	27	at Santa Clara 11/15/17
	25	vs Illinois State 11/29/17
	25	at New Mexico 01/07/17
	24	vs UC Davis 12/19/17
at Arkansas	26	vs Georgia 02/21/23
	26	vs Central Arkansas 12/12/20
	26	vs Mississippi Valley 11/25/20
	23	at Georgia 02/02/22
	23	vs Gardner-Webb 11/13/21
	22	vs San Jose State 12/03/22
	22	vs Central Arkansas 12/01/21
	22	at Vanderbilt 01/23/21
<b>MOST STEALS:</b>		
at Nevada:	15	vs San Jose State 01/09/19
	15	vs Utah State 01/02/19
	13	at New Mexico 12/30/15
	12	vs New Mexico 01/28/17
at Arkansas	16	vs Bradley 12/17/22
	16	vs Central Arkansas 12/01/21
	15	vs UNC Asheville 12/21/22
	15	at Georgia Tech 11/25/19
	14	vs South Dakota State 11/16/22
	14	vs Texas A&M 01/22/22
	14	vs Auburn 02/04/20
	14	vs Rice 11/05/19
<b>MOST BLOCKED SHOTS:</b>		
at Nevada:	11	at Oregon State 12/05/15
	10	at Wyoming 01/20/16
	10	vs Holy Names 11/30/15
	9	vs UNLV 03/08/18
	9	at New Mexico 01/07/17
at Arkansas	15	vs <b>Gardner-Webb 11/10/23</b>
	13	vs Texas A&M 01/31/23
	11	vs Texas A&M 03/10/23
	11	vs Alabama 02/24/21
	10	vs <b>Furman 12/04/23</b>
	10	vs <b>Duke 11/29/23</b>
	10	vs Elon 12/21/21
	10	vs Texas Southern 11/19/19

	2015-16	2016-17	2017-18	2018-19	2019-20	2020-21	2021-22	2022-23
A-Turnover Ratio	232 / 9	13 / 1	2 / 1	15 / 1	140 / 4	103 / 2	110 / 4	208 / 11
Assists/Gm	220 / 9	32 / 1	27 / 2	75 / 3	226 / 10	80 / 4	116 / 7	192 / 8
Blocks/Gm	7 / 1	64 / 3	74 / 2	100 / 2	84 / 9	17 / 4	71 / 8	14 / 4
FG Pct	251 / 9	146 / 5	60 / 3	68 / 4	147 / 6	100 / 4	218 / 10	60 / 2
FG Pct Defense	28 / 2	120 / 7	140 / 4	42 / 3	169 / 12	70 / 5	58 / 4	94 / 7
FT Attempts	2 / 1	13 / 1	16 / 2	16 / 1	8 / 2	5 / 1	1 / 1	17 / 3
FT Made	1 / 1	24 / 2	9 / 2	17 / 1	3 / 1	2 / 1	1 / 1	30 / 4
FT Pct	43 / 2	159 / 6	66 / 2	167 / 6	102 / 6	68 / 4	32 / 1	247 / 10
Fouls/Gm	275 / 8	35 / 1	95 / 1	126 / 3	311 / 11	131 / 3	189 / 6	326 / 14
Def Reb/Gm	19 / 1	31 / 2	92 / 6	31 / 2	287 / 12	33 / 2	52 / 3	162 / 5
Off Reb/Gm	76 / 2	132 / 3	255 / 7	205 / 6	325 / 14	44 / 8	107 / 11	149 / 12
Total Rebs/Gm	18 / 1	41 / 1	171 / 6	72 / 4	322 / 14	18 / 2	50 / 5	146 / 10
Reb Margin	4 / 2	72 / 1	232 / 81	97 / 3	342 / 14	56 / 3	89 / 6	110 / 6
Scoring Defense	177 / 5	151 / 6	191 / 6	55 / 1	185 / 9	189 / 8	145 / 9	1113 / 6
Scoring Margin	117 / 5	39 / 1	27 / 1	9 / 1	70 / 4	24 / 1	53 / 5	77 / 5
Scoring Offense	113 / 5	37 / 1	18 / 2	18 / 1	56 / 5	11 / 2	50 / 4	119 / 4
Steals/Gm	98 / 3	262 / 8	174 / 6	172 / 4	41 / 1	48 / 4	72 / 8	28 / 3
3 PT FG Att	176 / 8	37 / 2	29 / 2	51 / 2	115 / 5	26 / 3	105 / 7	340 / 14
3 PT FG/Game	323 / 11	33 / 2	31 / 3	74 / 3	143 / 4	169 / 5	279 / 11	342 / 14
3 PT FG Pct	314 / 11	42 / 1	26 / 2	155 / 6	175 / 5	198 / 7	320 / 11	315 / 12
3 PT FG Defense	59 / 2	18 / 2	28 / 1	113 / 3	1 / 1	174 / 9	125 / 11	40 / 5
Turnover Margin	184 / 5	169 / 7	22 / 2	22 / 1	9 / 1	58 / 2	40 / 4	68 / 4
Turnovers Forced	154 / 5	306 / 10	191 / 6	127 / 3	29 / 1	52 / 7	42 / 5	56 / 3
Turnovers/Gm	208 / 7	26 / 2	4 / 1	13 / 1	47 / 1	151 / 3	133 / 4	212 / 10
W-L Pct	93 / 3	17 / 1	17 / 1	7 / 1	89 / 5	17 / 2	36 / 4	108 / 8
MOST TURNOVERS:								
at Nevada:	21	at Texas Tech 12/05/17						
	20	vs Morehead State 03/30/16						
	20	vs Fresno Pacific 12/09/15						
	20	at San Diego State 03/11/16						
at Arkansas	21	at Missouri 01/18/23						
	21	vs Rice 11/05/19						
	20	vs South Dakota State 11/16/22						
	20	vs Missouri 03/12/21						
	20	at Tennessee 01/06/21						
	20	vs Austin Peay 12/03/19						
MOST FOULS:								
at Nevada:	38	at Wichita State 12/22/15						
	30	at New Mexico 01/07/17						
	30	at New Mexico 12/30/15						
	28	at Utah State 03/02/19						
at Arkansas	33	at Missouri 01/18/23						
	32	at Missouri 02/08/20						
	30	at Vanderbilt 01/14/23						
	28	Missouri 01/02/21						
	28	at Texas A&M 03/07/20						
OPPONENT GAME HIGHS (at Ark):								
POINTS	99	at Georgia 02/29/20						
	97	at Vanderbilt 01/14/23						
	92	at LSU 01/13/21						
	90	vs UNCW 12/30/23						
	90	vs Creighton 11/22/22						
	90	at Alabama 01/16/21						
	90	vs LSU 03/04/20						
FG MADE	38	at Georgia 02/29/20						
	34	vs Auburn 01/06/24						
	34	at LSU 01/13/21						
	32	vs Oklahoma 12/10/22						
FG ATTEMPTS	80	vs Auburn 02/08/22						
	76	vs Texas A&M 01/31/23						
	76	vs LSU 02/21/27						
	73	vs Furman 12/04/23						
	72	5x: LAST vs Abilene Christian 12/21/23						
FG PCT	.588 (30-51)	vs Mississippi State 02/15/20						
	.585 (31-53)	vs Creighton 11/22/22						
	.574 (31-54)	vs UConn 03/23/23						
	.571 (32-56)	vs Oklahoma 12/10/22						
	.567 (38-67)	at Georgia 02/29/20						
	.564 (31-55)	at Texas A&M 01/09/22						
3 PT MADE	17	vs Northern Iowa 11/17/21						
	15	at Alabama 01/16/21						
	15	at Auburn 12/30/20						
	14	at Kentucky 02/09/21						
	13	5x: LAST vs Oklahoma 12/11/21						
3 PT ATT	39	vs Mississippi Valley 11/25/20						
	37	vs Northern Iowa 11/17/21						
	33	vs Alabama 02/24/21						
	32	vs Furman 12/04/23						
	32	vs Auburn 02/08/22						
	32	at Missouri 02/13/21						

3 PT PCT	.667 (12-18)	at Tennessee 03/05/22
	.600 (6-10)	vs Mississippi State 02/11/23
	.591 (13-22)	vs Oklahoma 12/11/21
	.556 (10-18)	at Vanderbilt 01/14/23
	.538 (14-26)	at Kentucky 02/09/21
FT MADE	34	at Missouri 02/08/20
	30	at Missouri 01/18/23
	29	at Vanderbilt 01/14/23
	28	vs Missouri 01/02/21
FT ATTEMPTS	44	at Missouri 02/08/20
	40	at Missouri 01/18/23
	39	vs Missouri 01/02/21
	36	at Vanderbilt 01/14/23
	36	vs Alabama 01/11/23
FT PCT	1.000 (13-13)	at Ole Miss 01/26/22
	1.000 (14-14)	vs Florida 02/16/21
	.962 (25-26)	at Ole Miss 01/11/20
	.950 (19-20)	vs Texas A&M 10/12/22
	.947 (18-19)	vs LSU 03/02/22
REBOUNDS	60	vs Auburn 02/08/22
	53	at LSU 01/08/20
	52	at Missouri 02/08/20
	51	vs Missouri 01/02/21
OFF REB	24	vs Texas A&M 01/31/23
	24	vs Auburn 02/08/22
	23	at LSU 01/08/20
	22	vs LSU 03/02/22
DEF REB	41	vs Missouri 01/02/21
	37	at Georgia Tech 11/25/19
	36	vs Auburn 02/08/22
	<b>35</b>	<b>2x - LAST: vs Auburn 01/06/24</b>
ASSISTS	22	vs UConn 03/23/23
	18	at Tennessee 02/28/23
	18	vs Texas A&M 03/12/22
	18	vs Oklahoma 12/11/21
	18	at Kentucky 02/09/21
	18	at Alabama 01/16/21
	17	9x LAST vs Creighton 11/22/22
STEALS	13	at Missouri 01/18/23
	12	vs Auburn 03/09/23
	12	at Mississippi State 12/29/21
	12	at Alabama 01/16/21
	11	2x - LAST at Tennessee 02/28/23
BLOCKS	9	at Texas A&M 01/08/22
	9	vs Auburn 01/20/21
	9	at Tennessee 01/06/21
	7	3x - LAST: at Auburn 01/07/23
TURNOVERS	30	vs Fordham 11/11/22
	27	vs Bradley 12/17/22
	27	vs Rice 11/05/19
	26	vs Mississippi State 02/02/21
FOULS	35	vs LSU 03/04/20
	33	vs South Carolina 01/29/20
	32	vs Alabama 02/24/21
	31	at Kentucky 02/07/23

## ARK TEAM GAME LOWS (w/Muss):

FEWEST PTS	<b>51</b>	<b>vs Auburn 01/06/24</b>
	53	vs New Mexico State 03/19/22
	56	at Texas A&M 02/15/23
	57	at Tennessee 02/28/23
	57	at LSU 12/28/22
FEWEST FG	14	vs New Mexico State 03/19/22
	15	at Tennessee 02/11/20
	<b>18</b>	<b>vs Auburn 01/06/24</b>
	18	at Tennessee 02/28/23
	18	vs UNCG 12/06/22
	18	vs Tennessee 02/19/22
FEWEST FGA	45	vs North Texas 11/12/19
	46	vs Austin Peay 12/03/19
	48	vs Mississippi State 02/11/23
	49	at Tennessee 02/28/23
	49	at Tennessee 02/11/20
	<b>50</b>	<b>5x LAST vs Oklahoma 12/09/23</b>
LOWEST FG%	.275 (14-51)	vs New Mexico State 03/19/22
	.268 (19-71)	vs Missouri 01/02/21
	.305 (18-59)	vs Tennessee 02/19/22
	<b>.303</b> (23-76)	<b>vs Stanford 11/22/23</b>
	.306 (15-49)	at Tennessee 02/11/20
FEWEST 3PT FG	0	vs South Carolina 01/18/22
	1	vs Oral Roberts 03/27/21
	2	vs Florida 02/18/23
	2	vs Alabama 01/11/23
	2	at Auburn 01/07/23
	2	vs San Diego State 11/23/22
	2	vs Fordham 11/11/22
	2	vs Mississippi State 02/02/21
FEWEST 3 FGA	9	at Kentucky 02/07/23
	9	vs Oral Roberts 03/27/21
	9	vs TCU 01/25/20
	10	at Alabama 02/25/23
	10	vs Florida 02/18/23
	10	vs Alabama 01/11/23

LOWEST 3 PT%	.000 (0-11)	vs South Carolina 01/18/22
	.111 (1-9)	vs Oral Roberts 03/27/21
	.125 (2-16)	at Auburn 01/07/23
	.125 (2-16)	vs Fordham 11/11/22
	.118 (2-17)	vs Mississippi State 02/02/21
	.136 (3-22)	vs Kansas State 11/22/21
FEWEST FT	<b>4</b>	<b>vs Lipscomb 12/16/23</b>
	4	at Georgia 02/02/22
	4	at Oklahoma State 01/30/21
	5	at LSU 12/28/22
	6	at Mississippi State 01/22/20
FEWEST FTA	7	at Georgia 02/02/22
	7	at Oklahoma State 01/30/21
	<b>8</b>	<b>vs Lipscomb 12/16/23</b>
	8	at Ole Miss 01/26/22
	8	vs Central Arkansas 12/12/20
LOWEST FT%	.471 (8-17)	vs Southern 12/09/20
	<b>.500</b> (4-8)	<b>vs Lipscomb 12/16/23</b>
	.500 (7-14)	at Texas A&M 02/15/23
	.500 (5-10)	at LSU 12/28/22
	.500 (13-26)	vs Central Arkansas 12/01/21
	.529 (9-17)	vs Ole Miss 01/21/23
FEWEST REBS	23	vs Missouri 02/22/20
	24	vs North Texas 11/12/19
	24	at LSU 01/08/20
	<b>25</b>	<b>vs Oklahoma 12/09/23</b>
	25	vs Duke 03/26/22
	25	at Texas A&M 03/07/20
FEWEST OFF REB	2	vs Missouri 02/22/20
	3	vs New Mexico State 03/19/22
	3	at LSU 01/08/20
	3	at Georgia Tech 11/25/19
	4	3x - LAST: vs Georgia 02/21/23
FEWEST DEF REB	15	vs UConn 03/23/23
	15	at Florida 02/18/20
	17	vs Oklahoma 12/10/22
	17	vs Duke 03/26/22
	18	vs Texas A&M 03/10/23
	18	vs Kentucky 03/04/23
	18	at Tennessee 02/11/20
	18	vs TCU 01/25/20
FEWEST ASSISTS	4	vs Illinois 03/16/23
	4	at Texas A&M 02/15/23
	4	vs Troy 11/28/22
	<b>6</b>	<b>vs North Carolina 11/24/23</b>
	<b>6</b>	<b>vs Stanford 11/22/23</b>
	6	at Alabama 02/25/23
	6	at Tennessee 02/11/20
FEWEST STEALS	0	vs Texas Tech 03/21/21
	<b>2</b>	<b>vs Abilene Christian 12/21/23</b>
	2	vs New Mexico State 03/19/22
	2	at Tennessee 01/06/21
	<b>3</b>	<b>vs Old Dominion 11/13/23</b>
	3	at Vanderbilt 01/14/23
FEWEST BLOCKS	0	at Alabama 02/12/22
	1	vs New Mexico State 03/19/22
	1	vs Texas Tech 03/21/21
	1	vs Georgia 01/09/21
	1	vs Northern Kentucky 11/30/19
	1	vs South Carolina 01/29/20
	1	vs Mississippi State 02/15/20
	1	at Florida 02/18/20
FEWEST TO	<b>4</b>	<b>vs Old Dominion 11/13/23</b>
	5	vs New Mexico State 03/19/22
	5	vs Northern Iowa 11/17/21
	5	vs LSU 03/04/20
	<b>6</b>	<b>5x LAST vs Kentucky 03/04/23</b>
FOULS	6	vs Mercer 11/09/21
	10	vs Southern 12/09/20
	<b>12</b>	<b>vs Old Dominion 11/13/23</b>
	12	vs Florida 02/18/23
	12	vs Oklahoma 12/10/22
	12	vs Mississippi Valley 11/25/20

## OPP GAME LOWS (w/Muss at ARK):

FEWEST PTS	40	vs LSU 01/24/23
	43	vs Missouri 01/12/22
	43	vs Rice 11/05/19
	43	vs North Texas 11/12/19
	44	vs Southern 12/09/20
FEWEST FG	14	vs LSU 01/24/23
	14	vs Missouri 01/12/22
	15	vs Mississippi State 02/02/21
	15	vs Lipscomb 12/05/20
	16	vs Tennessee 02/19/22
	16	vs Rice 11/05/19
FEWEST FGA	44	vs Louisville 11/21/22
	45	vs Bradley 12/17/22
	45	vs Fordham 11/11/22
	45	vs Texas A&M 01/04/20
	46	at Florida 02/18/20
LOWEST FG%	.254 (15-59)	vs Lipscomb 12/05/20
	.259 (14-54)	vs LSU 01/24/23
	.271 (16-59)	vs Tennessee 02/19/22
	.286 (18-63)	vs Southern 12/09/20
	.286 (16-56)	vs Rice 11/05/19

FEWEST 3PT FG	1	vs Texas A&M 03/10/23
	1	vs LSU 01/24/23
	1	vs Ole Miss 01/27/21
	1	vs Southern 12/09/20
	2	9x - LAST: vs UNC Asheville 12/21/22
FEWEST 3 FGA	7	vs Mississippi State 02/15/20
	<b>9</b>	<b>vs Alcorn State 11/06/023</b>
	9	vs LSU 01/24/23
	10	vs Texas A&M 03/10/23
	10	vs Duke 03/26/22
LOWEST 3 PT%	.063 (1-16)	vs Ole Miss 01/27/21
	.077 (1-13)	vs Southern 12/09/20
	.080 (2-25)	vs Rice 11/05/19
	.100 (1-10)	vs Texas A&M 03/10/23
	.111 (1-9)	vs LSU 01/24/23
	.111 (2-18)	vs San Diego State 11/23/22
	.118 (2-17)	vs North Texas 11/12/19
FEWEST FT	3	vs Alabama 02/24/21
	3	vs Mississippi Valley 11/25/20
	<b>4</b>	<b>vs Old Dominion 11/13/23</b>
	5	vs Elon 12/21/21
	6	5x LAST vs Ole Miss 01/21/23
FEWEST FTA	3	vs Alabama 02/24/21
	<b>5</b>	<b>vs Old Dominion 11/13/23</b>
	6	vs Mississippi Valley 11/25/20
	<b>9</b>	<b>vs Lipscomb 12/16/23</b>
	9	vs Elon 12/21/21
	9	vs Oklahoma 12/10/22
LOWEST FT%	.375 (3-8)	vs Alabama 02/24/21
	.462 (6-13)	vs Ole Miss 01/21/23
	.467 (7-15)	vs Central Arkansas 12/01/21
	.471 (8-17)	vs Auburn 02/08/22
	.500 (6-12)	at LSU 12/28/22
	.500 (9-18)	vs UNC Asheville 12/21/22
	.500 (12-24)	vs South Carolina 01/18/22
	.500 (6-12)	vs LSU 02/27/21
	.500 (9-18)	at Indiana 12/29/19
FEWEST REBS	19	vs Auburn 03/09/23
	21	vs Charlotte 12/01/21
	22	vs Mercer 11/09/21
	23	at Missouri 01/18/23
	23	vs Missouri 01/04/23
	25	vs Florida 02/18/23
FEWEST OFF REBS	4	vs Charlotte 12/01/21
	4	vs Mercer 11/09/21
	4	vs Mississippi State 02/15/20
	4	vs Vanderbilt 01/15/20
	5	7x - LAST: vs New Mexico State 03/19/22
FEWEST DEF REBS	13	vs Auburn 03/09/23
	14	vs Missouri 01/04/23
	16	at Missouri 01/18/23
	17	vs Florida 02/18/23
	17	vs Charlotte 12/01/21
	18	3x LAST - vs San Jose State 12/03.22
FEWEST ASSISTS	4	vs Louisville 11/21/22
	5	at Baylor 01/28/23
	5	vs Southern 12/09/20
	6	vs Georgia 02/21/23
	6	vs LSU 01/24/23
	6	vs Florida 02/16/21
	6	at Ole Miss 01/11/20
	6	at Missouri 02/08/20
FEWEST STEALS	0	vs Vanderbilt 01/15/20
	1	vs Vermont 03/19/22
	1	vs Cincinnati 11/23/21
	1	at Kentucky 02/09/21
	1	at LSU 01/08/20
	2	3x: LAST vs Mississippi State 02/05/22
FEWEST BLKS	<b>0</b>	<b>vs North Carolina 11/24/23</b>
	<b>0</b>	<b>vs Stanford 11/22/23</b>
	<b>0</b>	<b>vs Gardner-Webb 11/10/23</b>
	0	vs Fordham 11/11/22
	0	vs Hofstra 12/18/21
	0	vs Georgia 01/09/21
	0	Southern 12/09/20
	0	vs North Texas 11/12/19
	0	vs Austin Peay 12/03/19
	<b>1</b>	<b>19x LAST: vs Abilene Christian 12/21/23</b>
FEWEST TO	5	at Tennessee 01/06/21
	6	vs Vermont 03/19/22
	7	vs Lipscomb 12/05/20
	<b>8</b>	<b>vs UNCW 12/30/23</b>
	<b>8</b>	<b>vs Abilene Christian 12/21/23</b>
	8	at Baylor 01/28/23
	8	at Auburn 01/07/23
	8	vs LSU 02/27/21
FEWEST FOULS	12	at Tennessee 01/06/21
	12	vs Central Arkansas 12/12/20
	<b>13</b>	<b>vs Lipscomb 12/16/23</b>
	14	6x - LAST: at Georgia 02/02/22



# RANKING SEC HOOPS COACHES

GOING INTO THE 2023-24 SEASON

1. ERIC MUSSELMAN
2. JOHN CALIPARI
3. RICK BARNES
4. NATE OATS
5. CHRIS BEARD
6. BRUCE PEARL
7. BUZZ WILLIAMS
8. CHRIS JANS
9. DENNIS GATES
10. JERRY STACKHOUSE
11. TODD GOLDEN
12. MIKE WHITE
13. MATT MCMAHON
14. LAMONT PARIS

COLLEGE BASKETBALL REPORT

## MUSSELMAN MILESTONE COLLEGIATE WINS

### OVERALL

1	11/13/15	vs Coastal Carolina (Honolulu, Hawaii)	73-56
100	01/24/19	Colorado State (Reno, Nev.)	100-60
200	02/07/23	at Kentucky (Lexington, Ky.)	88-73

### AT ARKANSAS

1	11/05/19	Rice (Fayetteville, Ark.)	91-43
50	11/23/21	vs Cincinnati (Kansas City, Mo.)	73-67
100	11/29/23	vs #7 Duke (Fayetteville, Ark.)	80-75

## MUSSELMAN PLAYERS OF NOTE

### CODY MARTIN

NEVADA

- Charlotte Hornets (Free Agent) • 2019-pres.
- 2x All-Mountain West (2018 and 2019)

### CALEB MARTIN

NEVADA

- Hornets (2019 2nd Rd / 36th pick) • Heat 2021-pres.
- 2x First Team All-America (2018 and 2019)

### JORDAN CAROLINE

NEVADA

- 3x First Team All-Mountain West (2018 and 2019)

### CAM OLIVER

NEVADA

- Rockets (2021 Free Agent)
- Led Australian NBL in rebounding in 2020

### JALEN HARRIS

NEVADA

- Toronto Raptors (2nd Rd / 59th pick) • 2020

### ISAIAH JOE

ARKANSAS

- 76ers (2nd Rd • 49th pick) 2020-22; Thunder 2022-pres.

### MASON JONES

ARKANSAS

- Rockets, 76ers & Lakers (2021 Free Agent)
- 2020 All-American & 2020 SEC Player of the Year

### MOSES MOODY

ARKANSAS

- Golden State Warriors (1st Rd • 14th pick) • 2021
- 1st "one-and-done" in Arkansas history
- 2021 All-American & 2021 SEC Freshman of the Year

### JD NOTAE

ARKANSAS

- 2021 6th Man of the Year • Bleacher Report's National & SEC
- 2021 All-American and consensus 1st team All-SEC

### STANLEY UMUDE

ARKANSAS

- Detroit Pistons (2023 free agent)

### JAYLIN WILLIAMS

ARKANSAS

- OKC Thunder (2nd Rd • 34th pick)
- 1st team All-SEC / Defensive All-SEC

### ANTHONY BLACK

ARKANSAS

- Orlando Magic (1st Rd • 6th pick)
- 2nd team All-SEC / SEC All-Freshman Team

### NICK SMITH JR.

ARKANSAS

- Charlotte Hornets (1st Rd • 27th pick)

### JORDAN WALSH

ARKANSAS

- Boston Celtics (2nd Rd • 38th pick)

### RICKY COUNCIL IV

ARKANSAS

- Philadelphia 76ers (free agent)
- 2nd team All-SEC

## IN HIS FIRST EIGHT YEARS AS A COLLEGIATE HEAD COACH

- » Twice led the NCAA in FT Made (2016 & 2022)
- » Led the NCAA in FT Attempts (2022)
- » Led the NCAA in 3-pt FG Pct Defense (2020)
- » Ranked 1st (4x) or 2nd (3x) seven times in the league in FT Made
- » Ranked 1st (5x) or 2nd (2x) seven times in the league in FT Attempts
- » 8x - Ranked among NCAA top 25 in FT Atts AND 7x in FT Made
- » 4x - Led the league in Scoring Margin (2017, '18, '19, '21)
- » 4x - Led the league in Fewest Turnovers (2017, '18, '19, '20)
- » 3x - Led the league in Overall W-L Percentage (2017, '18, '19)
- » 3x - Led the league in Assist-To-TO Ratio (2017, '18, '19)
- » 3x - In NCAA top 20 in 3PTFG% Defense (2017, '18, '20)

### OTHER TEAM HIGHLIGHTS

- » 2nd in the NCAA in Assist-To-TO Ratio (2018)
- » 2nd in the NCAA in Total Rebounds (2016)
- » 2nd in the NCAA in Free Throws Made (2021)
- » 3rd in the NCAA in Total Blocked Shots (2016)
- » 4th in the NCAA in Rebound Margin (2016)
- » 4th in the NCAA in Fewest TO Per Gm (2018)

### PLAYER HIGHLIGHTS

- » 10 Players in the NBA in 8 yrs as college coach
- » 4x - Players led his league in 3-PT FG Made
- » 3x - Player led his league in points scored
- » 4 All-Americans (Caleb Martin 2x, Mason Jones, Moses Moody, JD Notae)
- » 21 All-Conference Honors
- » 7 All-Defensive Team Honors
- » 3 Conference Newcomers of the Year
- » 3 Conference 6th Man Award
- » 2 Conference Players of the Year
- » 2 Conference Freshman of the Year
- » 1 Conference Defensive Player of the Year

## MUSSELMAN RECORD • POINTS SCORED

Scoring Below 50 Points:	0-0
- At Arkansas	0-0
Home:	0-0
Away:	0-0
Neutral:	0-0
Scoring 50-59 Points:	1-14
- At Arkansas:	1-6
Home:	0-2
Away:	0-10
Neutral:	1-2
Scoring 60-69 Points:	25-26
- At Arkansas	18-15
Home:	14-6
Away:	6-12
Neutral:	5-8
Scoring 70-79 Points:	75-29
- At Arkansas	37-18
Home:	41-7
Away:	15-14
Neutral:	19-8
Scoring 80-89 Points:	71-8
- At Arkansas	29-6
Home:	43-0
Away:	17-5
Neutral:	11-3
Scoring 90-99 Points:	29-1
- At Arkansas	14-0
Home:	19-0
Away:	9-1
Neutral:	1-0
Scoring 100 or More Points:	12-1
- At Arkansas	4-0
Home:	8-0
Away:	3-1
Neutral:	1-0

## BEST WINNING PERCENTAGE

active NCAA Division I head coaches  
(min 5 yrs • Division I wins • Thru Jan 10)

1	Mark Few, Gonzaga	699-139	.834	25 yrs
2	Brian Dutcher, San Diego St.	165-49	.771	7 yrs
3	Bill Self, Kansas	785-239	.767	31 yrs
4	John Calipari, Kentucky	802-253	.760	32 yrs
5	Chris Jans, Mississippi State	176-60	.746	8 yrs
6	Darian DeVries, Drake	135-51	.726	6 yrs
7	Thad Matta, Butler	464-177	.724	19 yrs
8	<b>ERIC MUSSELMAN, ARKANSAS</b>	<b>214-82</b>	<b>.723</b>	<b>9 yrs</b>
9	Tony Bennett, Virginia	421-162	.722	18 yrs
10	Chris Beard, Ole Miss	251-99	.717	12 yrs



## MUSSELMAN RECORD • POINTS ALLOWED

Opponent Scores Below 50 Points:	12-0
- At Arkansas	10-0
Home:	10-0
Away:	1-0
Neutral:	1-0
Opponent Scores 50-59 Points:	40-1
- At Arkansas	22-0
Home:	28-1
Away:	9-0
Neutral:	3-0
Opponent Scores 60-69 Points:	78-11
- At Arkansas	34-5
Home:	47-0
Away:	13-6
Neutral:	18-5
Opponent Scores 70-79 Points:	62-29
- At Arkansas	30-19
Home:	32-8
Away:	17-16
Neutral:	13-5
Opponent Scores 80-89 Points:	19-28
- At Arkansas	6-18
Home:	8-6
Away:	8-14
Neutral:	3-8
Opponent Scores 90-99 Points:	3-8
- At Arkansas	2-5
Home:	3-2
Away:	0-4
Neutral:	0-2
Opponent Scores 100 or More Points:	1-2
- At Arkansas	0-0
Home:	0-0
Away:	1-2
Neutral:	0-0

# KHALIF BATTLE

**G • 6-5 • 185 • Grad. Sr. (2) || Hillside, N.J. (Trenton Catholic / Temple)**

@khalifbattle24  
@khalifmalikbattle

## FULL BIO/STATS

**Pronounced: KAY-lif**

Including 2023-24, has TWO years of collegiate eligibility ... Graduated from Temple (Summer '23) - Adult & Organizational Development ... Pursuing a second undergraduate degree from Arkansas in Food, Health & Nutrition ... Born on June 24, 2000, in Hillside, N.J. ... Son of Gary & Daniella Battle ... Brother: Tyus played at Syracuse. Sister: GiGi

In 2022-23, Battle averaged a team-best 17.9 points in 27 games, including 13 games with 20-plus points, and **ranked 10th in the NCAA in free throw percentage** ... In his collegiate career, Battle has played in 69 games (19 starts) and scored 871 points, averaging 12.6 points and 3.2 rebounds. He has shot 40.6% from the field, 35.4% from 3-point and 84.1% from the free throw line.

IN THE RANKINGS	No.	SEC	NCAA
FT Made	74	1st	42nd
FT Att	90	1st	61st
FT%	.822	12th	

Has led the team in scoring 6x ... In the **FIRST FOUR GAMES**, he scored 21 points, made 5 FG, made 3 3's and made 8 FT ... In the **FIFTH**, he scored a season-high 25 with 7 FG, 4 3's and 7 FT.

### 2023-24 HIGHLIGHTS

- ALCORN:** Led the team in scoring with 21 points (5-of-9 FG • 3-of-6 3PT • 8-of-9 FT) and tied for the team lead at +23.
- GWU:** Once again, led the team in scoring with 21 points (5-of-9 FG • 3-of-4 3PT • 8-of-10 FT).
- MEMPHIS:** Led the team with 21 points, making 3-of-4 3-pointers and going 8-of-11 at the line.
- DUKE:** Led the team with 21 points and added five rebounds and five assists ... Scored 15 of his 21 in the second half including 13 during a 16-3 run to put the Hogs up 14.
- FURMAN:** Reached **1,000 career points**, making his first shot attempt – a 3-pointer at 16:07 in the first half ... For the second-straight game, led the team in scoring with a season-high 25 points, making season highs in FG (7) and 3's (4) ... Scored 20 in the second half (5-of-8 FG; 3-of-5 3PT; 7-of-8 FT).
- OKLAHOMA:** Led the team with 13 points, going 8-of-8 from the free throw line.
- ACU:** Scored 18 points and added four rebounds ... Had 14 second-half points, making 3-of-4 from deep, as Arkansas erased a seven-point halftime deficit and Battle was +17 for the game.

### CAREER DOUBLE-DOUBLES (3)

SOPHOMORE (at Temple)	(3)
01/26/21 • TULSA	22 pts 11 reb
02/21/21 • SOUTH FLORIDA	32 pts 10 reb
03/11/21 • vs South Florida	18 pts 10 reb



### BATTLE'S PERSONAL BESTS

POINTS	
Season: 25	vs Furman (12/04/23)
Career: 32	vs South Florida (02/21/21)
SEC: 4	vs Auburn (01/06/24)
FG MADE	
Season: 7	vs Furman (12/04/23)
Career: 10 (2x)	LAST vs Richmond (11/22/22)
SEC: 1 (2x)	LAST at Georgia (01/10/24)
FG ATTEMPTED	
Season: 13	vs Duke (11/29/23)
Career: 22	vs South Florida (02/21/21)
SEC: 8	at Georgia (01/10/24)
3-POINT FG MADE	
Season: 4	vs Furman (12/04/23)
Career: 6	vs Richmond (11/22/22)
SEC: 1	at Georgia (01/10/24)
3-PT FG ATTEMPTS	
Season: 8	vs Duke (11/29/23)
Career: 14	at Tulsa (01/10/23)
SEC: 4	at Georgia (01/10/24)
FT MADE	
Season: 8 (5x)	LAST vs Oklahoma (12/09/23)
Career: 10	vs South Florida (02/21/21)
SEC: 2	at Auburn (01/06/24)
FT ATTEMPTED	
Season: 11 (2x)	LAST vs Duke (11/29/23)
Career: 12	vs South Florida (02/21/21)
SEC: 4	vs Auburn (01/06/24)
REBOUNDS	
Season: 6	vs UNC Greensboro (11/17/23)
Career: 11	vs Tulsa (01/26/21)
SEC: 2	vs Auburn (01/06/24)
ASSISTS	
Season: 5	vs Duke (11/29/23)
Career: 6	vs UMES (12/20/22)
SEC: 3	at Georgia (01/10/24)
STEALS	
Season: 1 (7x)	LAST at Georgia (01/10/24)
Career: 4 (2x)	LAST vs UMES (12/20/22)
SEC: 1	at Georgia (01/10/24)
BLOCKED SHOTS	
Season: 1	vs Auburn (01/06/24)
Career: 2	vs South Florida (03/11/21)
SEC: 1	vs Auburn (01/06/24)
MINUTES	
Season: 33:18	vs UNC Greensboro (11/17/23)
Career: 40:00 (3x)	LAST vs Ole Miss (12/17/22)
SEC: 24:28	at Georgia (01/10/24)

KHALIF BATTLE 2023-24 GAME STATS																								
Opponent	Date	GS	Min	FG	FGA	Pct	3FG	3A	Pct	FT	FTA	Pct	O	D	Tot	Avg	PF	FO	A	TO	Blk	Stl	Pts	Avg
ALCORN	11/06/23	19	5	9	.556	3	6	.500	8	9	.889	1	2	3	3.0	3	0	2	3	0	0	21	21.0	
GARDNER-WEBB	11/10/23	25	5	9	.556	3	4	.750	8	10	.800	0	4	4	3.5	1	0	1	0	0	0	21	21.0	
OLD DOMINION	11/13/23	20	3	6	.500	2	3	.667	5	6	.833	0	2	2	3.0	2	0	1	1	0	0	13	18.3	
UNC GREENSBORO	11/17/23	34	2	10	.200	1	6	.167	6	8	.750	0	6	6	3.8	3	0	2	2	0	0	11	16.5	
vs Stanford	11/22/23	31	2	11	.182	1	4	.250	4	4	1.000	0	1	1	3.2	5	1	0	1	0	1	9	15.0	
vs Memphis	11/23/23	30	5	8	.625	3	4	.750	8	11	.727	0	2	2	3.0	5	1	0	4	0	1	21	16.0	
vs North Carolina	11/24/23	18	3	7	.429	0	3	.000	3	3	1.000	0	4	4	3.1	4	0	1	1	0	0	9	15.0	
DUKE	11/29/23	31	5	13	.385	3	8	.375	8	11	.727	0	5	5	3.4	4	0	5	2	0	0	21	15.8	
FURMAN	12/04/23	24	7	11	.636	4	7	.571	7	8	.875	0	1	1	3.1	3	0	1	0	0	1	25	16.8	
vs Oklahoma	12/09/23	28	2	10	.200	1	4	.250	8	8	1.000	0	2	2	3.0	1	0	1	2	0	1	13	16.4	
vs Lipscomb	12/16/23	11	1	5	.200	0	2	.000	0	0	.000	0	2	2	2.9	2	0	0	1	0	0	2	15.1	
ABILENE CHRISTIAN	12/21/23	27	5	8	.625	3	4	.750	5	6	.833	0	4	4	3.0	3	0	0	3	0	1	18	15.3	
UNCW	12/30/23	7	0	5	.000	0	2	.000	2	2	1.000	0	1	1	2.8	0	0	1	0	0	1	2	14.3	
AUBURN	01/06/24	17	1	4	.250	0	1	.000	2	4	.500	0	2	2	2.8	1	0	0	1	1	0	4	13.8	
at Georgia	01/10/24	24	1	8	.125	1	4	.250	0	0	.000	0	1	1	2.7	3	0	3	1	0	1	3	12.9	
Totals		0	346	47	124	.379	25	62	.403	74	90	.822	1	39	40	2.7	40	2	18	22	1	7	193	17.2

KHALIF BATTLE CAREER STATISTICS																									
Year	GP	GS	Min	Avg	FG	FGA	Pct	3FG	3FGA	Pct	FT	FTA	Pct	Off	Def	Tot	Avg	PF	FO	Ast	TO	Blk	Stl	Pts	Avg
2019-20 (Butler)	24	0	262	10.9	25	75	.333	13	43	.302	9	14	.643	0	25	25	1.0	32	0	13	18	0	10	72	3.0
2020-21 (Temple)	11	4	346	31.5	51	146	.349	23	73	.315	40	50	.800	8	62	70	6.4	34	0	26	30	2	4	165	15.0
2021-22 (Temple) *	7	7	223	31.9	50	93	.538	21	43	.488	29	36	.806	3	24	27	3.9	16	0	7	15	0	3	150	21.4
2022-23 (Temple)	27	8	869	32.2	155	378	.410	77	220	.350	97	108	.898	8	88	96	3.6	53	0	49	62	3	26	484	17.9
2023-24 (ARK)	15	0	346	23.1	47	124	.379	25	62	.403	74	90	.822	1	39	40	2.7	40	2	18	22	1	7	193	12.9
TOTAL	84	19	2046	24.4	328	816	.402	159	441	.361	249	298	.836	20	238	258	3.1	175	2	113	177	6	50	1064	12.7

\* - Received a medical redshirt



# 1 KEYON MENIFIELD

@TheChOsenOne  
@keyonmenifield1

## FULL BIO/STATS

**G • 6-1 • 150 • So. (3) || Flint, Mich. (PHHoenix (Arz.) Prep / Washington)** **Pronounced: Men-EE-Field**

**Is a walkon for the 2023-24 season ... Has THREE years of collegiate eligibility remaining including this year ... Major: Communications ... Born on Feb. 23, 2003, in Beecher, Mich. ... Son of Keyon Menifield Sr. and Shamere Lundy • Brother: Keyonta. Sisters: Diondra and Serenity**

- Played one season at Washington and was named the **PAC-12 All-Freshman** team ... His 1.87 assist-turnover ratio led all Pac-12 freshmen
- **Missed the first 10 games ... Granted a waiver by the NCAA and became eligible to play starting the Dec. 16 game versus Lipscomb.**

**SEC PLAYER OF THE WEEK** (Jan. 1) • scored a career-high 32 points in the win over UNCW.

### 2023-24 HIGHLIGHTS

- **LIPSCOMB:** Made his debut in a Razorback uniform at 11:46 in the first half ... Scored his first basket on an offensive put-back at 4:06 ... Added three rebounds and two assists with zero turnovers.
- **ACU:** Had 11 points and six rebounds ... Played all 20 minutes of the second half when he scored 11 points and had five rebounds to help Arkansas erase a seven-point halftime deficit ... Led the team with a +21 for the game.
- **UNCW:** Scored a **career-high 32 points** with five assists and four rebounds to be named **SEC PLAYER OF THE WEEK** ... Was 8-of-14 from the field (3-of-7 3PT) and with **career-high in free throws made and attempts (13-of-17)** ... 1 of 2 Razorbacks to have a plus/minus in double-digits at +17 in the 6-point win ... Scored 17 first-half points (5-of-7 FG • 2-of-3 3PT • 5-of-8 FT)..
- **AUBURN:** For the second straight game, led the team in scoring with 14 points while **tying a career-high with four 3's made** ... Added a team-high four assists.



### MENIFIELD'S PERSONAL BESTS

#### POINTS

Season: 32 vs UNC Wilmington (12/30/23)

**Career: 32 vs UNC Wilmington (12/30/23)**

SEC: 14 vs Auburn (01/06/24)

#### FG MADE

Season: 8 vs UNC Wilmington (12/30/23)

**Career: 11 vs Oregon (02/15/23)**

SEC: 5 vs Auburn (01/06/24)

#### FG ATTEMPTED

Season: 15 vs Auburn (01/06/24)

**Career: 21 vs North Florida (11/11/22)**

SEC: 15 vs Auburn (01/06/24)

#### 3-POINT FG MADE

Season: 4 vs Auburn (01/06/24)

**Career: 4 (3x) LAST vs Auburn (01/06/24)**

SEC: 4 vs Auburn (01/06/24)

#### 3-PT FG ATTEMPTS

Season: 9 vs Auburn (01/06/24)

**Career: 9 vs Auburn (01/06/24)**

SEC: 9 vs Auburn (01/06/24)

#### FT MADE

Season: 13 vs UNC Wilmington (12/30/23)

**Career: 13 vs UNC Wilmington (12/30/23)**

SEC: --

#### FT ATTEMPTED

Season: 17 vs UNC Wilmington (12/30/23)

**Career: 17 vs UNC Wilmington (12/30/23)**

SEC: 3 vs Auburn (01/06/24)

#### REBOUNDS

Season: 6 vs Abilene Christian (12/21/23)

**Career: 8 vs Oregon State (02/18/23)**

SEC: 3 vs Auburn (01/06/24)

#### ASSISTS

Season: 5 vs UNC Wilmington (12/30/23)

**Career: 8 at Arizona State (01/08/23)**

SEC: 4 vs Auburn (01/06/24)

#### STEALS

Season: 1 (2x) LAST at Georgia (01/10/24)

**Career: 4 vs Stanford (01/12/23)**

SEC: 1 (2x) LAST at Georgia (01/10/24)

#### BLOCKED SHOTS

Season: --

**Career: 2 vs Cal Poly (12/13/22)**

SEC: --

#### MINUTES

Season: 35:05 vs UNC Wilmington (12/30/23)

**Career: 42:49 vs Oregon (02/15/23)**

SEC: 31:17 vs Auburn (01/06/24)

### KEYON MENIFIELD JR. 2023-24 GAME STATS

Opponent	Date	GS	Min	FG	FGA	Pct	3FG	3A	Pct	FT	FTA	Pct	O	D	Tot	Avg	PF	FO	A	TO	Blk	Stl	Pts	Avg
ALCORN	11/06/23	--	--																					
GARDNER-WEBB	11/10/23	--	--																					
OLD DOMINION	11/13/23	--	--																					
UNC GREENSBORO	11/17/23	--	--																					
vs Stanford	11/22/23	--	--																					
vs Memphis	11/23/23	--	--																					
vs North Carolina	11/24/23	--	--																					
DUKE	11/29/23	--	--																					
FURMAN	12/04/23	--	--																					
vs Oklahoma	12/09/23	--	--																					
vs Lipscomb	12/16/23	19	1	3	.333		0	1	.000	0	0	.000	1	2	3	3.0	3	0	2	0	0	0	2	2.0
ABILENE CHRISTIAN	12/21/23	28	4	8	.500		0	3	.000	3	4	.750	1	5	6	4.5	1	0	2	4	0	0	11	6.5
UNCW	12/30/23	*	35	8	14	.571	3	7	.429	13	17	.765	1	3	4	4.3	0	0	5	3	0	0	32	15.0
AUBURN	01/06/24	*	32	5	15	.333	4	9	.444	0	3	.000	0	3	3	4.0	0	0	4	2	0	1	14	14.8
at Georgia	01/10/24	*	15	0	5	.000	0	2	.000	0	0	.000	0	0	0	3.2	1	0	1	1	0	1	0	11.8
Totals		3	129	18	45	.400	7	22	.318	16	24	.667	3	13	16	3.2	5	0	14	10	0	2	59	11.8

### KEYON MENIFIELD CAREER STATISTICS

Year	GP	GS	Min	Avg	FG	FGA	Pct	3FG	3FGA	Pct	FT	FTA	Pct	Off	Def	Tot	Avg	PF	FO	Ass	TO	Blk	Stl	Pts	Avg
2022-23 (WASH)	32	21	918	28.7	121	295	.410	35	106	.330	44	63	.698	23	69	92	2.9	40	0	99	53	7	36	321	10.0
2023-24 (ARK)	5	3	129	25.8	18	45	.400	7	22	.318	16	24	.667	3	13	16	3.2	5	0	14	10	0	2	59	11.8
TOTAL	37	24	1047	28.3	139	340	.409	42	128	.328	60	87	.690	26	82	108	2.9	45	0	113	63	7	38	380	10.3

## 2 TREVON BRAZILE

F • 6-10 • 220 • R-So. (3) || Springfield, Mo. (Kickapoo HS / Missouri)

@trevonbrazile2  
@thetrevonbrazile

## FULL BIO/STATS

Pronounced: Trev-In "Brazil"

Including 2023-24, has **THREE** years of collegiate eligibility ... Major: Communications ... Born on Jan. 7, 2003, in Springfield, Mo. ... The son of Phillip Brazile and Melissa Baldwin ... Siblings: Phillip Brazile II; Brittany Brazile; Reece Winn; Tamia Brazile; Mariah Fuller; Prince Fuller

- 1 of 50 on the Jersey Mike's Naismith Player of the Year Trophy Watch List
- 1 of 20 on the Karl Malone Power Forward of the Year Watch List
- 2023-24 First Team Preseason All-SEC by media and coaches
- SEC PLAYER OF THE WEEK (Dec. 4) for his performance vs Duke.
- Only played nine games in 2022-23 before suffering a season-ending knee injury

IN THE RANKINGS	No.	SEC
Double-Doubles	3	4th
Blocks/gm	1.47	4th
Blocked Shots	22	4th
Rebounds/gm	6.8	12th

• Has made 52 baskets this year ... 36 have come via dunks (19) and 3-pointers (17).

### 2023-24 HIGHLIGHTS

- **GWU:** Had 5 blocked shots, led the team in rebounds (7) and scored 10 points (4-of-4 FG, 1-of-1 3PT).
- **ODU:** Blocked four shots and scored 11 points – 10 in the second half as he hit 2-of-4 from deep
- **STANFORD:** Had a **career-high 17 rebounds** (career-high eight offensive) and recorded his **third career double-double**, adding a season-high 14 points ... Made a 3-pointer to start second OT ... Was 6-of-6 at the free throw line ... Played a **career-high 45:52**.
- **MEMPHIS:** For the second consecutive game, **recorded a double-double** with 13 points and 10 rebounds (seven offensive).
- **DUKE:** For the third time in four games, **had a double-double** with 19 points and 11 rebounds ... Was 6-of-9 FG, making a **career-high four 3-pointers** ... All 11 rebounds were on the defensive end ... Added two blocked shots ... Hit a key 3-pointer with 2:16 left to put the Hogs up 12 ... Was later named **SEC Player of the Week**.
- **UNCW:** Just missed a double-double with 12 points and eight rebounds.
- **AUBURN:** Had 11 points (with three dunks) and led the team with seven rebounds and three blocked shots.



### CAREER DOUBLE-DOUBLES (5)

SOPHOMORE (at ARK)	(2)
11/07/22 • NORTH DAKOTA STATE	21 pts 12 reb
11/16/22 • SOUTH DAKOTA STATE	13 pts 10 reb
R-SOPHOMORE (at ARK)	(3)
11/22/23 • vs Stanford	# 14 pts 17 reb
11/23/23 • vs Memphis	# 13 pts 10 reb
11/29/23 • DUKE	19 pts 11 reb
# - back-to-back games	



### BRAZILE'S PERSONAL BESTS

POINTS	
Season: 19	vs Duke (11/29/23)
Career: 23	vs San Jose State (12/03/22)
SEC: 11 (2x)	LAST vs Auburn (01/06/24)
FG MADE	
Season: 6	vs Duke (11/29/23)
Career: 8	vs San Jose State (12/03/22)
SEC: 5 (x)	LAST vs Auburn (01/06/24)
FG ATTEMPTED	
Season: 12	vs Stanford (11/22/23)
Career: 14 (2x)	LAST vs San Diego St (11/23/22)
SEC: 9 (2x)	LAST vs Auburn (01/06/24)
3-POINT FG MADE	
Season: 4	vs Duke (11/29/23)
Career: 4	vs Duke (11/29/23)
SEC: 1 (8x)	LAST vs Auburn (01/06/24)
3-PT FG ATTEMPTS	
Season: 7	vs Duke (11/29/23)
Career: 8	vs San Diego State (11/23/22)
SEC: 5	vs Auburn (01/06/24)
FT MADE	
Season: 6	vs Stanford (11/22/23)
Career: 6 (2x)	LAST vs Stanford (11/22/23)
SEC: 3	vs Tennessee (02/22/22)
FT ATTEMPTED	
Season: 6 (2x)	LAST vs Stanford (11/22/23)
SEC: 8 (2x)	LAST vs San Jose St (12/03/22)
Career: 7	vs Ole Miss (03/09/22)
REBOUNDS	
Season: 17	vs Stanford (11/22/23)
Career: 17	vs Stanford (11/22/23)
SEC: 10	vs Georgia (03/05/22)
ASSISTS	
Season: 2 (2x)	LAST vs Stanford (11/22/23)
Career: 3	vs Alabama (01/08/22)
SEC: 3	vs Alabama (01/08/22)
STEALS	
Season: 2 (3x)	LAST vs Oklahoma (12/09/23)
Career: 2 (8x)	LAST vs Oklahoma (12/09/23)
SEC: 2	vs Texas A&M (01/15/22)
BLOCKED SHOTS	
Season: 5	vs Gardner-Webb (11/10/23)
Career: 6	vs Illinois (12/22/21)
SEC: 4 (2x)	vs Georgia (03/05/22)
MINUTES	
Season: 45:52	vs Stanford (11/22/23)
Career: 45:52	vs Stanford (11/22/23)
SEC: 33:27	vs Auburn (01/06/24)

### TREVON BRAZILE 2023-24 GAME STATS

Opponent	Date	GS	Min	FG	FGA	Pct	3FG	3A	Pct	FT	FTA	Pct	O	D	Tot	Avg	PF	FO	A	TO	Blk	Stl	Pts	Avg
ALCORN	11/06/23	*	22	4	5	.800	1	2	.500	4	4	1.000	1	5	6	6.0	0	0	0	1	0	1	13	13.0
GARDNER-WEBB	11/10/23	*	23	4	4	1.000	1	1	1.000	1	2	.500	1	6	7	6.5	4	0	0	3	5	0	10	11.5
OLD DOMINION	11/13/23	*	30	3	7	.429	2	4	.500	3	6	.500	2	2	4	5.7	3	0	2	2	4	1	11	11.3
UNC GREENSBORO	11/17/23	*	29	3	6	.500	1	4	.250	2	2	1.000	2	7	9	6.5	3	0	0	2	2	1	9	10.8
vs Stanford	11/22/23	*	45	3	12	.250	2	5	.400	6	6	1.000	8	9	17	8.6	2	0	2	2	0	2	14	11.4
vs Memphis	11/23/23	*	39	5	10	.500	1	3	.333	2	2	1.000	7	3	10	8.8	4	0	1	3	0	2	13	11.7
vs North Carolina	11/24/23	*	21	0	4	.000	0	1	.000	0	0	.000	0	2	2	7.9	3	0	1	3	2	0	0	10.0
DUKE	11/29/23	*	37	6	9	.667	4	7	.571	3	6	.500	0	11	11	8.3	3	0	0	2	2	0	19	11.1
FURMAN	12/04/23	*	27	5	8	.625	2	3	.667	1	1	1.000	0	4	4	7.8	0	0	0	0	2	0	13	11.3
vs Oklahoma	12/09/23	*	15	0	2	.000	0	1	.000	0	0	.000	0	1	1	7.1	3	0	1	1	0	2	0	10.2
vs Lipscomb	12/16/23	*	24	3	7	.429	0	1	.000	0	1	.000	2	4	6	7.0	0	0	1	2	1	0	6	9.8
ABILENE CHRISTIAN	12/21/23	*	15	3	6	.500	1	2	.500	1	2	.500	2	2	4	6.8	1	0	0	2	1	1	8	9.7
UNCW	12/30/23	*	33	5	8	.625	0	1	.000	2	3	.667	2	6	8	6.8	5	1	1	1	0	0	12	9.8
AUBURN	01/06/24	*	33	5	9	.556	1	5	.200	0	0	.000	1	6	7	6.9	1	0	0	1	3	0	11	9.9
at Georgia	01/10/24	*	33	3	7	.429	1	4	.250	2	4	.500	3	3	6	6.8	3	0	0	3	0	0	9	9.9
Totals		15	426	52	104	.500	17	44	.386	27	39	.692	31	71	102	6.8	35	1	9	28	22	10	148	9.9

### TREVON BRAZILE CAREER STATISTICS

Year	GP	GS	Min	Avg	FG	FGA	Pct	3FG	3FGA	Pct	FT	FTA	Pct	Off	Def	Tot	Avg	PF	FO	Ast	TO	Blk	Stl	Pts	Avg
2021-22 (MIZZOU)	24	22	507	21.1	57	105	.543	10	31	.323	27	46	.587	28	92	120	5.0	30	0	18	27	46	10	151	6.3
2022-23 (ARK)	9	0	243	27.0	37	77	.481	11	29	.379	21	31	.677	9	45	54	6.0	23	1	9	20	11	9	106	11.8
2023-24 (ARK)	15	15	426	28.4	52	104	.500	17	44	.386	27	39	.692	31	71	102	6.8	35	1	9	28	22	10	148	9.9
TOTAL	48	37	1176	24.5	146	286	.510	38	104	.365	75	116	.647	68	208	276	5.8	88	2	36	75	79	20	405	8.4

\* - Received a medical redshirt



# 3 EL ELLIS

6 • 6-3 • 180 • Grad. Sr. (1) • Durham, N.C. (Quality Education Acad. / Louisville)

@elellis3  
@elellis3

## FULL BIO/STATS

The 2023-24 season is his final year of eligibility ... Graduated from Louisville (Spring '23) - Sport Management ... Pursuing a second undergraduate degree from Arkansas in Arts & Sciences ... Born on Dec. 18, 1999, in Durham, N.C. • Son of Elbert Ellis, Jr. and Tasha McArthur ... Dad (Elbert) was a six-time All-American track athlete at Pitt. Brothers: Deon McArthur, Mannie Ellis & Jeremiah Ellis

- Scored 843 points in two seasons at Louisville, including 565 last season ... Played two seasons at Tallahassee CC, two at Louisville.
- 2022-23 All-ACC Honorable Mention ... 2021-22 Runner-up for Sixth Man of the Year.
- Two-time JuCo All-American
- On the Department's Honor Roll (3.0-3.49 GPA) for Fall 2023.

### CAREER DOUBLE-DOUBLES (1)

SENIOR (at UofL) (1)  
12/14/22 • WESTERN KENTUCKY 30 pts 10 ast

#### 2023-24 HIGHLIGHTS

- GWU: Grabbed a **career-high six rebounds** and scored 13 points.
- ODU: Led Arkansas with 17 points, scoring 15 in the second half on 6-of-8 shooting ... Finished with **eight assists** and **ZERO** turnovers.
- UNCG: Scored 19 points, all in the second half, going 7-of-8 at the line.
- MEMPHIS: Led the team with three assists
- DUKE: Led the team with six assists and had zero turnovers ... Played all 20 minutes of the second half and scored all nine of his points in the period with four of his assists.



#### ELLIS' PERSONAL BESTS

##### POINTS

Season: 19 vs UNC Greensboro (11/17/23)

Career: 33 at Miami (FL) (02/11/23)

SEC: --

##### FG MADE

Season: 7 vs Old Dominion (11/13/23)

Career: 12 (2x) LAST at Miami (FL) (02/11/23)

SEC: --

##### FG ATTEMPTED

Season: 11 (2x) LAST vs Old Dominion (11/13/23)

Career: 20 (2x) LAST at Miami (FL) (02/11/23)

SEC: 2 vs Auburn (01/06/24)

##### 3-POINT FG MADE

Season: 2 vs UNC Greensboro (11/17/23)

Career: 5 vs North Carolina (02/01/22)

SEC: --

##### 3-PT FG ATTEMPTS

Season: 5 vs UNC Greensboro (11/17/23)

Career: 11 (3x) LAST vs Appa State (11/15/22)

SEC: 1 vs Auburn (01/06/24)

##### FT MADE

Season: 7 vs UNC Greensboro (11/17/23)

Career: 10 at NC State (12/22/22)

SEC: --

##### FT ATTEMPTED

Season: 8 vs UNC Greensboro (11/17/23)

Career: 11 (2x) LAST at NC State (12/22/22)

SEC: --

##### REBOUNDS

Season: 6 vs Gardner-Webb (11/10/23)

Career: 6 (3x) LAST vs Gardner-Webb (11/06/23)

SEC: 1 vs Auburn (01/06/24)

##### ASSISTS

Season: 8 vs Old Dominion (11/13/23)

Career: 10 vs Western Kentucky (12/14/22)

SEC: --

##### STEALS

Season: 1 (3x) LAST vs Old Dominion (11/13/23)

Career: 4 at Kentucky (12/31/22)

SEC: --

##### BLOCKED SHOTS

Season: 1 vs Duke (11/29/23)

Career: 1 (3x) LAST at Duke (11/29/23)

SEC: --

##### MINUTES

Season: 33:50 vs Old Dominion (11/13/23)

Career: 40:00 (4x) LAST at Clemson (01/11/23)

SEC: 7:07 vs Auburn (01/06/24)

#### EL ELLIS 2023-24 GAME STATS

Opponent	Date	GS	Min	FG	FGA	Pct	3FG	3A	Pct	FT	FTA	Pct	O	D	Tot	Avg	PF	FO	A	TO	Blk	Stl	Pts	Avg	
ALCORN	11/06/23	*	24	3	6	.500	1	4	.250	1	2	.500	0	0	0	0.0	2	0	4	3	0	1	8	8.0	
GARDNER-WEBB	11/10/23	*	33	5	11	.455	1	3	.333	2	2	1.000	0	6	6	3.0	2	0	3	1	0	1	13	10.5	
OLD DOMINION	11/13/23	*	34	7	11	.636	1	2	.500	2	4	.500	0	3	3	3.0	0	0	8	0	0	1	17	12.7	
UNC GREENSBORO	11/17/23	*	30	5	10	.500	2	5	.400	7	8	.875	2	2	4	3.3	4	0	0	4	0	0	19	14.3	
vs Stanford	11/22/23		6	0	4	.000	0	1	.000	0	0	.000	0	0	0	2.6	1	0	0	1	0	0	0	11.4	
vs Memphis	11/23/23		13	0	3	.000	0	2	.000	0	0	.000	0	1	1	2.3	0	0	3	2	0	0	0	9.5	
vs North Carolina	11/24/23		17	0	3	.000	0	1	.000	0	0	.000	0	2	2	2.3	0	0	0	0	1	0	0	8.1	
DUKE	11/29/23	*	31	3	9	.333	0	2	.000	3	4	.750	0	3	3	2.4	1	0	6	0	1	0	9	8.3	
FURMAN	12/04/23	*	11	1	4	.250	0	1	.000	1	2	.500	1	2	3	2.4	0	0	2	2	0	1	3	7.7	
vs Oklahoma	12/09/23	*	8	1	4	.250	1	2	.500	2	2	1.000	0	0	0	2.2	0	0	0	2	0	0	5	7.4	
vs Lipscomb	12/16/23		1	0	0	.000	0	0	.000	0	0	.000	0	0	0	2.0	0	0	0	0	0	0	0	6.7	
ABILENE CHRISTIAN	12/21/23	*	4	0	1	.000	0	0	.000	0	0	.000	0	0	0	1.8	0	0	0	1	0	0	0	6.2	
UNCW	12/30/23		10	1	3	.333	0	1	.000	2	2	1.000	0	2	2	1.8	1	0	0	0	0	0	4	6.0	
AUBURN	01/06/24		7	0	2	.000	0	1	.000	0	0	.000	0	1	1	1.8	0	0	0	1	0	0	0	5.6	
at Georgia	01/10/24		1	0	0	.000	0	0	.000	0	0	.000	0	0	0	1.7	0	0	0	0	0	0	0	5.2	
Totals			8	230	26	71	.366	6	25	.240	20	26	.769	3	22	25	1.7	11	0	26	17	2	4	78	5.2

#### EL ELLIS CAREER NCAA DIVISION I STATISTICS

Year	GP	GS	Min	Avg	FG	FGA	Pct	3FG	3FGA	Pct	FT	FTA	Pct	Off	Def	Tot	Avg	PF	FO	Ast	TO	Blk	Stl	Pts	Avg
2021-22 (UofL)	32	9	656	20.5	96	242	.397	41	114	.360	45	65	.692	6	55	61	1.9	47	0	51	45	0	12	278	8.7
2022-23 (UofL)	32	32	1150	35.9	189	461	.410	59	185	.319	128	158	.810	10	74	84	2.6	52	0	140	120	2	31	565	17.7
2023-24 (ARK)	15	8	230	15.3	26	71	.366	6	25	.240	20	26	.769	3	22	25	1.7	11	0	26	17	2	4	78	5.2
TOTAL	79	49	2036	25.8	311	774	.402	106	324	.327	193	249	.775	19	151	170	2.2	110	0	217	182	4	47	921	11.7

# 4 DAVONTE "DEVO" DAVIS

6 • 6-4 • 185 • Sr. (2) || Jacksonville, Ark. (Jacksonville, HS)

@MrDevoBuckets  
@devofo3

## FULL BIO/STATS

Including 2023-24, has TWO years of collegiate eligibility ... Major: Recreation & Sport Management ... Born on Sept. 24, 2001, in Jacksonville, Ark. ... The son Terrie Davis and grandson of Yvette Davis

- 2023-24 Preseason 2nd Team All-SEC by media and coaches
- 2023 SEC All-Defensive Team selection ... 3x SEC Academic Honor Roll ... Department's Honor Roll (3.0-3.49 GPA)
- THE ONLY RAZORBACK PLAY IN ARKANSAS' BACK-TO-BACK-TO-BACK SWEET 16 RUNS.
- Just the ninth Razorback to reach 900+ points, 400+ rebounds, 200+ assists & 100+ steals in his Arkansas career

• Fast approaching a rare career triple - 1,000 pts, 500 rebs - 300 assists - that has only been accomplished by one other Razorback - Todd Day.

Davis 1,046 pts 492 rebs (needs 8 rebs) 291 assists (needs 9 assists)  
Day 2,395 pts 673 rebs 319 assists

- His first 81 career games: 29-of-126 (.230) 2+ 3's made in a Gm: 10x

- His last 37 games: 50-of-136 (.368) 2+ 3's made in a Gm: 14x

- Played his first 133 minutes this season (4+ gms) with ZERO turnovers ... only has 19 TURNOVERS THIS YEAR while ranking 8th IN THE SEC in minutes played at 30.85 ... (9 turnovers have come in two games - Stanford and Lipscomb).

### 2023-24 HIGHLIGHTS

- ODU: Scored a season-high 16 points
- UNCG: Had a season-high six rebounds with a team best three assists.
- STANFORD: Played a career-high 45:14 ... Hit two free throws with six seconds left to force the first overtime ... Had a steal late in the first overtime, was fouled and gave Arkansas a 3-point lead with four seconds left ... Led the team with three assists and added six rebounds.
- MEMPHIS: Eclipsed the 1,000-point plateau with a 3-pointer with 1.9 seconds left on the game ... Became the 46th Razorback to reach the milestone ... Finished with 15 points, going 3-of-7 from 3-point range.
- FURMAN: Had a "typical" Devo Davis game ... Was a team-best +15 ... Threatened a triple-double with 7 points, 8 assists (tying career high) and 10 rebounds (tying career high) with ZERO TURNOVERS in 37:37 minutes played.
- LIPSCOMB: Only scored four points, but hit a key jumper in the lane with 26 seconds left to provide what proved to be the final score (69-66).
- ACU: Only scored four points (4-of-4 FT) but Coach Muss bragged on his defense, especially when forced to play the "4" and guard the post ... Played all 20 minutes of the second half.
- UNCW: Stuffed the stat sheet with 14 points (making 3-of-5 3-pointers) with team highs in assists (6) and steals (3) while adding six rebounds ... 1 of 2 Hogs in double-digits in plus/minus with a team-best +21 in the 16-point win ... Down 4 in the first half, Davis made 3-straight 3's over two minutes ... The last gave Arkansas a 1-point lead and the Hogs never trailed the rest of the game.

DAVONTE DAVIS 2023-24 GAME STATS																									
Opponent	Date	GS	Min	FG	FGA	Pct	3FG	3A	Pct	FT	FTA	Pct	O	D	Tot	Avg	PF	FO	A	TO	Blk	Stl	Pts	Avg	
ALCORN	11/06/23	*	24	2	5	.400	1	3	.333	0	0	.000	2	3	5	5.0	3	0	5	0	0	1	5	5.0	
GARDNER-WEBB	11/10/23	*	22	2	8	.250	0	4	.000	0	0	.000	0	5	5	5.0	2	0	2	0	0	1	4	4.5	
OLD DOMINION	11/13/23	*	37	6	11	.545	1	4	.250	3	6	.500	2	3	5	5.0	0	0	2	0	0	1	16	8.3	
UNC GREENSBORO	11/17/23	*	40	4	11	.364	0	4	.000	2	2	1.000	2	4	6	5.3	1	0	3	0	0	0	10	8.8	
vs Stanford	11/22/23	*	45	3	14	.214	1	4	.250	3	6	.500	0	6	6	5.4	4	0	3	5	0	1	10	9.0	
vs Memphis	11/23/23	*	38	5	14	.357	3	7	.429	2	2	1.000	0	3	3	5.0	3	0	1	3	0	0	15	10.0	
vs North Carolina	11/24/23	*	23	0	0	.000	0	0	.000	0	0	.000	0	1	1	4.4	3	0	0	1	0	0	0	8.6	
DUKE	11/29/23	*	22	1	3	.333	0	1	.000	1	2	.500	1	2	3	4.3	0	0	2	2	0	1	3	7.9	
FURMAN	12/04/23	*	38	2	5	.400	1	2	.500	2	2	1.000	1	9	10	4.9	4	0	8	0	0	0	7	7.8	
vs Oklahoma	12/09/23	*	23	2	6	.333	0	1	.000	0	0	.000	3	1	4	4.8	3	0	0	0	0	1	4	7.4	
vs Lipscomb	12/16/23	*	24	2	2	1.000	0	0	.000	0	0	.000	0	3	3	4.6	2	0	3	4	0	0	4	7.1	
ABILENE CHRISTIAN	12/21/23	*	36	0	4	.000	0	0	.000	4	4	1.000	0	3	3	4.5	4	0	2	0	0	0	4	6.8	
UNCW	12/30/23	*	36	5	7	.714	3	5	.600	1	2	.500	3	3	6	4.6	4	0	6	1	0	3	14	7.4	
AUBURN	01/06/24	*	25	0	4	.000	0	2	.000	2	2	1.000	0	1	1	4.4	3	0	1	2	0	0	2	7.0	
at Georgia	01/10/24	*	32	3	6	.500	0	2	.000	1	1	1.000	1	5	6	4.5	4	0	0	1	0	0	7	7.0	
Totals			14	465	37	100	.370	10	39	.256	21	29	.724	15	52	67	4.5	40	0	38	19	0	9	105	7.0

### DOUBLE-DOUBLES (2)

JUNIOR	(2)
12/06/22 • UNC GREENSBORO	10 pts 10 reb
01/11/23 • ALABAMA	16 pts 10 reb



### DAVIS' PERSONAL BESTS

<b>POINTS</b>	
Season: 16	vs Old Dominion (11/13/23)
Career: 26	vs Oklahoma (12/11/21)
SEC: 20	vs Georgia (01/09/21)
<b>FG MADE</b>	
Season: 6	vs Old Dominion (11/13/23)
Career: 9 (3x)	LAST vs Kansas (03/18/23)
SEC: 9	vs Georgia (01/09/21)
<b>FG ATTEMPTED</b>	
Season: 14 (2x)	LAST vs Memphis (11/23/23)
Career: 21	vs Oklahoma (12/11/21)
SEC: 18	at LSU (12/28/22)
<b>3-POINT FG MADE</b>	
Season: 3 (2x)	LAST vs UNC Wilmington (12/30/23)
Career: 4 (4x)	LAST at Texas A&M (02/15/23)
SEC: 4 (3x)	LAST at Texas A&M (02/15/23)
<b>3-PT FG ATTEMPTS</b>	
Season: 7	vs Memphis (11/23/23)
Career: 10 (2x)	LAST at Texas A&M (02/15/23)
SEC: 10 (2x)	LAST at Texas A&M (02/15/23)
<b>FT MADE</b>	
Season: 3 (2x)	LAST vs Stanford (11/22/23)
Career: 9	at Texas A&M (01/08/22)
SEC: 9	at Texas A&M (01/08/22)
<b>FT ATTEMPTED</b>	
Season: 6 (2x)	LAST vs Stanford (11/22/23)
Career: 10	at Texas A&M (01/08/22)
SEC: 10	at Texas A&M (01/08/22)
<b>REBOUNDS</b>	
Season: 10	vs Furman (12/804/23)
Career: 10 (4x)	LAST vs Furman (12/04/23)
SEC: 10	vs Alabama (01/11/23)
<b>ASSISTS</b>	
Season: 8	vs Furman (12/04/23)
Career: 8 (2x)	LAST vs Furman (12/04/23)
SEC: 7 (2x)	LAST at Kentucky (02/07/23)
<b>STEALS</b>	
Season: 3	vs UNC Wilmington (12/30/23)
Career: 5 (2x)	LAST vs Bradley (11/17/22)
SEC: 5	vs Auburn (02/08/22)
<b>BLOCKED SHOTS</b>	
Season: --	
Career: 2	vs Colgate (03/19/21)
SEC: 1 (4x)	LAST vs Alabama (01/11/23)
<b>MINUTES</b>	
Season: 45:14	vs Stanford (11/22/23)
Career: 45:14	vs Stanford (11/22/23)
SEC: 40:00 (2x)	LAST at S. Carolina (02/04/23)

### DAVONTE DAVIS CAREER STATISTICS

Year	GP	GS	Min	Avg	FG	FGA	Pct	3FG	3FGA	Pct	FT	FTA	Pct	Off	Def	Tot	Avg	PF	FO	Ast	TO	Blk	Stl	Pts	Avg
2020-21	30	17	716	23.9	109	229	.476	2	13	.154	34	45	.756	36	98	134	4.5	70	0	64	48	5	35	254	8.5
2021-22	37	14	1021	27.6	114	266	.429	20	74	.270	58	82	.707	42	96	138	3.7	95	1	102	67	0	35	306	8.3
2022-23	35	31	1157	33.1	144	347	.415	47	136	.346	46	64	.719	24	129	153	4.4	91	4	87	72	4	48	381	10.9
2023-24	15	14	465	31.0	37	100	.370	10	39	.256	21	29	.724	15	52	67	4.5	40	0	38	19	0	9	105	7.0
TOTAL	117	76	3359	28.7	404	942	.429	79	262	.302	159	220	.723	117	375	492	4.2	296	5	291	206	9	127	1046	8.9



# 5 JOSEPH PINION

6 • 6-5 • 195 • So. (3) || Morrilton, Ark. (Morrilton HS)

@josephpinion2  
@josephpinion1

## FULL BIO/STATS

Including 2023-24, has THREE years of collegiate eligibility ... Major: Arts & Sciences ... Born on Nov. 17, 2003, in Morrilton, Ark. ... The son of Craig and Gail Pinion

- Made the Department's Honor Roll (3.0-3.49 GPA) for Fall 2022 and Fall 2023.
- Set two Razorback records last season:
  - ^ Most Free Throw Attempts in a Season without a miss (7-of-7)
  - ^ Most Minutes Played in a season without a turnover (148).
- Made his first 11 career free throw attempts (7-of-7 last year and his first four this tear) before missing his first attempt vs Gardner-Webb

### 2023-24 HIGHLIGHTS

- **ALCORN:** Had a **career-high two steals**
- **OKLAHOMA:** Had a productive five minutes with four points, a rebound, a steal and was +8.
- **LIPSCOMB:** Earned his first career start.



### PINION'S PERSONAL BESTS

POINTS	
Season: 7	vs Alcorn State (11/06/23)
Career: 13 (2x)	LAST vs Ole Miss (01/21/23)
SEC: 13 (2x)	vs Ole Miss (01/21/23)
FG MADE	
Season: 2	vs Gardner-Webb (11/10/23)
Career: 5	vs Ole Miss (01/21/23)
SEC: 5	vs Ole Miss (01/21/23)
FG ATTEMPTED	
Season: 3 (2x)	LAST vs Gardner-Webb (11/10/23)
Career: 10	vs Ole Miss (01/21/23)
SEC: 10	vs Ole Miss (01/21/23)
3-POINT FG MADE	
Season: 1	vs Alcorn State (11/06/23)
Career: 3 (2x)	LAST vs Ole Miss (01/21/23)
SEC: 3 (2x)	LAST vs Ole Miss (01/21/23)
3-PT FG ATTEMPTS	
Season: 2	vs Alcorn State (11/06/23)
Career: 6 (2x)	LAST vs Ole Miss (01/21/23)
SEC: 6 (2x)	LAST vs Ole Miss (01/21/23)
FT MADE	
Season: 4	vs Alcorn State (11/06/23)
Career: 2 (3x)	LAST vs Missouri (01/04/23)
SEC: 2	vs Missouri (01/04/23)
FT ATTEMPTED	
Season: 4	vs Alcorn State (11/06/23)
Career: 2 (3x)	LAST vs Missouri (01/04/23)
SEC: 2	vs Missouri (01/04/23)
REBOUNDS	
Season: 1 (3x)	LAST vs Oklahoma (12/09/23)
Career: 5	vs Ole Miss (01/21/23)
SEC: 5	vs Ole Miss (01/21/23)
ASSISTS	
Season: --	
Career: 3	vs UNC Asheville (12/21/22)
SEC: 1	vs Kentucky (03/04/23)
STEALS	
Season: 2	vs Alcorn State (11/06/23)
Career: 2	vs Alcorn State (11/06/23)
SEC: 1 (4x)	LAST vs Kentucky (03/04/23)
BLOCKED SHOTS	
Season: 1 (2x)	LAST vs Gardner-Webb (11/10/23)
Career: 1 (3x)	LAST vs Gardner-Webb (11/10/23)
SEC: 1	vs Ole Miss (01/21/23)
MINUTES	
Season: 12:36	vs Alcorn State (11/06/23)
Career: 27:28	vs Missouri (01/04/23)
SEC: 27:28	vs Missouri (01/04/23)

### JOSEPH PINION 2023-24 GAME STATS

Opponent	Date	GS	Min	FG	FGA	Pct	3FG	3A	Pct	FT	FTA	Pct	O	D	Tot	Avg	PF	FO	A	TO	Blk	Stl	Pts	Avg
ALCORN	11/06/23	12	1	3	.333	1	2	.500	4	4	1.000	0	1	1	1.0	0	0	0	0	1	2	7	7.0	
GARDNER-WEBB	11/10/23	8	2	3	.667	0	0	.000	1	2	.500	0	0	0	0.5	0	0	0	0	1	0	5	6.0	
OLD DOMINION	11/13/23	DNP																						
UNC GREENSBORO	11/17/23	3	0	1	.000	0	1	.000	0	0	.000	0	0	0	0.3	0	0	0	0	0	0	0	4.0	
vs Stanford	11/22/23	3	0	0	.000	0	0	.000	0	0	.000	0	1	1	0.5	1	0	0	0	0	0	0	3.0	
vs Memphis	11/23/23	0	0	0	.000	0	0	.000	0	0	.000	0	0	0	0.4	0	0	0	0	0	0	0	2.4	
vs North Carolina	11/24/23	2	0	0	.000	0	0	.000	0	0	.000	0	0	0	0.3	1	0	0	0	0	0	0	2.0	
DUKE	11/29/23	DNP																						
FURMAN	12/04/23	DNP																						
vs Oklahoma	12/09/23	5	1	3	.333	0	2	.000	2	3	.667	0	1	1	0.4	2	0	0	1	0	1	4	2.3	
vs Lipscomb	12/16/23	*	2	0	0	.000	0	0	.000	0	0	.000	0	0	0	0.4	0	0	0	0	0	0	2.0	
ABILENE CHRISTIAN	12/21/23	DNP																						
UNCW	12/30/23	2	0	1	.000	0	1	.000	0	0	.000	0	0	0	0.3	1	0	0	0	0	0	0	1.8	
AUBURN	01/06/24	6	0	0	.000	0	0	.000	0	0	.000	0	2	2	0.5	0	0	0	2	0	0	0	1.6	
at Georgia	01/10/24	DNP																						
Totals		1	43	4	11	.364	1	6	.167	7	9	.778	0	5	5	0.5	5	0	0	3	2	3	16	1.6

### JOSEPH PINION CAREER STATISTICS

Year	GP	GS	Min	Avg	FG	FGA	Pct	3FG	3FGA	Pct	FT	FTA	Pct	Off	Def	Tot	Avg	PF	FO	Ast	TO	Blk	Stl	Pts	Avg
2022-23	24	0	144	6.0	21	45	.467	13	32	.406	7	7	1.000	4	11	15	0.6	20	0	3	0	1	6	62	2.6
2023-24	10	1	43	4.3	4	11	.364	1	6	.167	7	9	.778	0	5	5	0.5	5	0	0	3	2	3	16	1.6
<b>TOTAL</b>	<b>36</b>	<b>1</b>	<b>191</b>	<b>5.3</b>	<b>25</b>	<b>58</b>	<b>.431</b>	<b>14</b>	<b>40</b>	<b>.350</b>	<b>14</b>	<b>16</b>	<b>.875</b>	<b>4</b>	<b>17</b>	<b>21</b>	<b>0.6</b>	<b>26</b>	<b>0</b>	<b>3</b>	<b>3</b>	<b>3</b>	<b>9</b>	<b>78</b>	<b>2.2</b>

# 6 LAYDEN BLOCKER

**G • 6-2 • 180 • Fr. (4) || Little Rock, Ark. (Sunrise (Kan.) Christian Academy)**

@Laygoetit2  
@laygoetit

## FULL BIO/STATS

Including 2023-24, has **FOUR** years of collegiate eligibility ... Major: Arts & Sciences ... Born on July 2, 2005 in Memphis, Tenn. ... Son of Lenard and Shrepre Blocker ... Has two brothers: Landren and Langsten

• The seventh-highest high school prospect Arkansas has been signed by ESPN (#1 overall) ... Was #24 nationally by Rivals

**BLOCKER IN THE LAST 6 GAMES:** 7.8 ppg • 3.2 rpg • 16-of-25 FG (.640) • 12 assists, 4 Blocked Shots • 8 steals

### 2023-24 HIGHLIGHTS

- **STANFORD:** Had a breakout game, providing a spark off the bench and offensive rebounding ... Led the team with three teams ... Scored his first collegiate points ... Grabbed two rebonds (both offensive).
- **MEMPHIS:** Earned his first career start and responded with nine points and season-high three rebounds (all offensive).
- **UNC:** Drew his second straight start and once again came away with three steals ... Turned in his first double-digit scoring effort with 11 points (5-of-6 FT) ... Had a steal and breakaway dunk to end the first half for a 3-point Razorback lead .. Had two rebounds (both offensive).
- **DUKE:** Scored nine points, making all three of his field goal attempts ... Added two steals and grabbed his first three defensive rebounds.
- **FURMAN:** Had **season-high in rebounds (5), assists (5) and blocked shots (3)** ... Led the team at +11 in the second half and he was 3-of-3 from the field with four assists and two blocked shots.



### BLOCKER'S PERSONAL BESTS

#### POINTS

Career: **11** vs North Carolina (11/24/23)

SEC: --

#### FG MADE

Career: **4** vs Furman (12/04/23)

SEC: --

#### FG ATTEMPTED

Career: **6** vs North Carolina (11/24/23)

SEC: --

#### 3-POINT FG MADE

Career: --

SEC: --

#### 3-PT FG ATTEMPTS

Career: **1** vs Old Dominion (11/13/23)

SEC: --

#### FT MADE

Career: **5** vs North Carolina (11/24/23)

SEC: --

#### FT ATTEMPTED

Career: **6** vs North Carolina (11/24/23)

SEC: --

#### REBOUNDS

Career: **5** vs Furman (12/04/23)

SEC: --

#### ASSISTS

Career: **5** vs Furman (12/04/23)

SEC: --

#### STEALS

Career: **3 (2x)** LAST vs North Carolina (11/24/23)

SEC: --

#### BLOCKED SHOTS

Career: **3** vs Furman (12/04/23)

SEC: --

#### MINUTES

Career: **28:38** vs North Carolina (11/24/23)

SEC: 2:14 vs Auburn (01/06/24)

### LAYDEN BLOCKER 2023-24 GAME STATS

Opponent	Date	GS	Min	FG	FGA	Pct	3FG	3A	Pct	FT	FTA	Pct	O	D	Tot	Avg	PF	FO	A	TO	Blk	Stl	Pts	Avg
ALCORN	11/06/23		10	0	1	.000	0	1	.000	0	0	.000	0	0	0	0.0	5	1	1	1	0	1	0	0.0
GARDNER-WEBB	11/10/23	DNP-III																						
OLD DOMINION	11/13/23		2	0	2	.000	0	1	.000	0	0	.000	0	0	0	0.0	0	0	0	0	0	0	0	0.0
UNC GREENSBORO	11/17/23		2	0	0	.000	0	0	.000	0	0	.000	0	0	0	0.0	0	0	0	0	0	0	0	0.0
vs Stanford	11/22/23		16	2	5	.400	0	0	.000	0	0	.000	2	0	2	0.5	1	0	0	0	0	3	4	1.0
vs Memphis	11/23/23	*	27	3	5	.600	0	0	.000	3	4	.750	3	0	3	1.0	4	0	1	0	0	0	9	2.6
vs North Carolina	11/24/23	*	28	3	6	.500	0	0	.000	5	6	.833	2	0	2	1.2	2	0	1	1	1	3	11	4.0
DUKE	11/29/23		22	3	3	1.000	0	0	.000	3	5	.600	0	3	3	1.4	3	0	1	4	0	2	9	4.7
FURMAN	12/04/23		24	4	5	.800	0	0	.000	1	4	.250	0	5	5	1.9	4	0	5	1	3	0	9	5.3
vs Oklahoma	12/09/23		18	2	3	.667	0	1	.000	3	4	.750	0	2	2	1.9	2	0	0	1	0	1	7	5.4
vs Lipscomb	12/16/23		20	1	3	.333	0	0	.000	0	1	.000	1	3	4	2.1	0	0	4	3	0	2	2	5.1
ABILENE CHRISTIAN	12/21/23		5	0	0	.000	0	0	.000	0	0	.000	0	0	0	1.9	0	0	1	0	0	0	0	4.6
UNCW	12/30/23		8	0	2	.000	0	1	.000	3	4	.750	1	1	2	1.9	4	0	1	0	0	0	3	4.5
AUBURN	01/06/24		2	0	0	.000	0	0	.000	0	0	.000	0	0	0	1.8	0	0	0	1	0	0	0	4.2
at Georgia	01/10/24		0	0	0	.000	0	0	.000	0	0	.000	0	0	0	1.6	1	0	0	0	0	0	0	3.9
Totals		2	184	18	35	.514	0	4	.000	18	28	.643	9	14	23	1.6	26	1	15	12	4	12	54	3.9

### LAYDEN BLOCKER CAREER STATISTICS

Year	GP	GS	Min	Avg	FG	FGA	Pct	3FG	3FGA	Pct	FT	FTA	Pct	Off	Def	Tot	Avg	PF	FO	Ast	TO	Blk	Stl	Pts	Avg
2023-24	14	2	184	13.1	18	35	.514	0	4	.000	18	28	.643	9	14	23	1.6	26	1	15	12	4	12	54	3.9



# 7 DENIJAY HARRIS

F • 6-7 • 200 • Grad. Sr. (I) || Columbus, Ga. (Columbus HS / Southern Miss)



## FULL BIO/STATS

Pronounced: Duh-nah-SHAY

The 2023-24 season is his final year of collegiate eligibility ... Graduated from Southern Miss (Summer '23) - Liberal Studies ... Pursuing a second undergraduate degree from Arkansas in Arts & Sciences ... Born on May 29, 2000, in Columbus, Miss. ... Son of Desi and Denise Harris ... Brothers: Devontess & Desi Jr.

- Played three years at Southern Miss (82 games with 43 starts) and helped Southern Miss post a 28-5 record, win the Sun Belt regular-season title and earn an NIT berth in 2023
- Was at Southwest Mississippi CC as a freshman but only played two games before suffering an injury ... Only stayed at SW Mississippi for one semester before transferring to Southern Miss, where he took a medical redshirt in 2019-20.
- On the Department's AD Honor Roll (3.5-3.99 GPA) for Fall 2023.

### CAREER DOUBLE-DOUBLES (3)

SENIOR (at Southern Miss)		(3)
01/26/23 • ARKANSAS STATE	11 pts	10 reb
02/24/23 • at Texas State	* 14 pts	10 reb
03/04/23 • vs South Alabama	* 18 pts	12 reb
* - Consecutive games		

### 2023-24 HIGHLIGHTS

- **ALCORN:** Pulled down seven rebounds in 12 minutes played, going 3-of-6 from the line.



### HARRIS' PERSONAL BESTS

POINTS	
Season: 5	vs Alcorn State (11/06/23)
Career: 22	at Arkansas State (01/23/23)
SEC: --	
FG MADE	
Season: 1	vs Alcorn State (11/06/23)
Career: 10	at Arkansas State (01/23/23)
SEC: --	
FG ATTEMPTED	
Season: 2	vs Alcorn State (11/06/23)
Career: 15	at Arkansas State (01/23/23)
SEC: 1	vs Auburn (01/06/24)
3-POINT FG MADE	
Season: --	
Career: --	
SEC: --	
3-PT FG ATTEMPTS	
Season: --	
Career: 1 (2x)	LAST at Liberty (11/18/22)
SEC: --	
FT MADE	
Season: 3	vs Alcorn State (11/06/23)
Career: 5 (2x)	LAST vs UTEP (02/19/22)
SEC: --	
FT ATTEMPTED	
Season: 6	vs Alcorn State (11/06/23)
Career: 7	vs UAB (02/02/22)
SEC: --	
REBOUNDS	
Season: 7	vs Alcorn State (11/06/23)
Career: 14	vs Georgia Southern (02/18/23)
SEC: --	
ASSISTS	
Season: 2	vs Alcorn State (11/06/23)
Career: 3	at Rice (02/26/22)
SEC: --	
STEALS	
Season: --	
Career: 3	vs UL Monroe (12/19/20)
SEC: --	
BLOCKED SHOTS	
Season: --	
Career: 1 (12x)	LAST vs South Alabama (03/04/23)
SEC: --	
MINUTES	
Season: 11:55	vs Alcorn State (11/06/23)
Career: 37:35	vs South Alabama (03/04/23)
SEC: 3:12	vs Auburn (01/06/24)

### DENIJAY HARRIS 2023-24 GAME STATS

Opponent	Date	GS	Min	FG	FGA	Pct	3FG	3A	Pct	FT	FTA	Pct	O	D	Tot	Avg	PF	FO	A	T	Blk	Stl	Pts	Avg
ALCORN	11/06/23		12	1	2	.500	0	0	.000	3	6	.500	3	4	7	7.0	1	0	2	2	0	0	5	5.0
GARDNER-WEBB	11/10/23	2		0	0	.000	0	0	.000	0	2	.000	0	0	0	3.5	0	0	1	1	0	0	0	2.5
OLD DOMINION	11/13/23	DNP																						
UNC GREENSBORO	11/17/23	DNP																						
vs Stanford	11/22/23	DNP																						
vs Memphis	11/23/23	DNP																						
vs North Carolina	11/24/23	0		0	0	.000	0	0	.000	0	0	.000	0	0	0	2.3	0	0	0	0	0	0	0	1.7
DUKE	11/29/23	DNP																						
FURMAN	12/04/23	DNP																						
vs Oklahoma	12/09/23	DNP																						
vs Lipscomb	12/16/23	0		0	0	.000	0	0	.000	0	0	.000	0	0	0	1.8	0	0	0	0	0	0	0	1.3
ABILENE CHRISTIAN	12/21/23	DNP																						
UNCW	12/30/23	2		0	0	.000	0	0	.000	0	0	.000	0	0	0	1.4	0	0	0	0	0	0	0	1.0
AUBURN	01/06/24	3		0	1	.000	0	0	.000	0	0	.000	0	0	0	1.2	0	0	0	0	0	0	0	0.8
at Georgia	01/10/24	DNP																						
<b>Totals</b>		<b>0</b>	<b>19</b>	<b>1</b>	<b>3</b>	<b>.333</b>	<b>0</b>	<b>0</b>	<b>.000</b>	<b>3</b>	<b>8</b>	<b>.375</b>	<b>3</b>	<b>4</b>	<b>7</b>	<b>1.2</b>	<b>1</b>	<b>0</b>	<b>3</b>	<b>3</b>	<b>0</b>	<b>0</b>	<b>5</b>	<b>0.8</b>

### DENIJAY HARRIS CAREER STATISTICS

Year	GP	GS	Min	Avg	FG	FGA	Pct	3FG	3FGA	Pct	FT	FTA	Pct	Off	Def	Tot	Avg	PF	FO	Ast	TO	Blk	Stl	Pts	Avg
2020-21 (USM)	22	8	376	17.1	29	60	.483	0	1	.000	16	26	.615	31	66	97	4.4	25	0	9	21	2	13	74	3.4
2021-22 (USM)	32	13	458	14.3	36	78	.462	0	0	.000	20	34	.588	21	54	75	2.3	45	0	20	32	5	14	92	2.9
2022-23 (USM)	28	22	676	24.1	104	185	.562	0	1	.000	40	59	.678	52	107	159	5.7	33	0	17	44	5	16	248	8.9
2023-24 (ARK)	6	0	19	3.2	1	3	.333	0	0	.000	3	8	.375	3	4	7	1.2	1	0	3	3	0	0	5	0.8
<b>TOTAL</b>	<b>88</b>	<b>43</b>	<b>1529</b>	<b>17.4</b>	<b>170</b>	<b>326</b>	<b>.521</b>	<b>0</b>	<b>1</b>	<b>.000</b>	<b>79</b>	<b>127</b>	<b>.622</b>	<b>107</b>	<b>231</b>	<b>338</b>	<b>3.8</b>	<b>104</b>	<b>0</b>	<b>49</b>	<b>100</b>	<b>12</b>	<b>43</b>	<b>419</b>	<b>4.8</b>

# 8 CHANDLER LAWSON

F • 6-8 • 210 • Grad. Sr. (1) || Memphis, Tenn. (Wooddale HS / Memphis)

@chandlerlawson0  
@chandlerlawson

## FULL BIO/STATS

2023-24 is his final year of collegiate eligibility ... Graduated from Memphis (2023) - Interdisciplinary Studies ... Pursuing a second undergraduate degree from Arkansas in Arts & Sciences ... Born on Oct. 3, 2000, in Memphis, Tenn. ... Son of Keelon & Dedra Lawson ... Brothers: K.J. (Memphis, Kansas, Tulane), Deric (Memphis, Kansas) & Jonathan (Memphis, Creighton). Sisters: Kristian & Daiyanas

- A four-time high school champion and has played in three NCAA Tournaments
- Played his first two seasons at Oregon before returning home to play for the Memphis Tigers ... Has played 111 career games with 44 starts and scored 483 points with 398 rebounds.
- On the Department's Honor Roll (3.0-3.49 GPA) for Fall 2023.

### CAREER DOUBLE-DOUBLES (1)

FRESHMAN (at Oregon) (1)  
01/18/20 • at Washington 16 pts 12 reb


N THE RANKINGS	No.	SEC
Blocked Shots	20	6th
Blocks/gm	1.33	6th

### DID YOU KNOW:

- His 6 blocked shots vs Duke tie for 2nd-most by an SEC player this season
- His 5 blocked shots vs Stanford are T-4th for most by an SEC player this season
- Arkansas is 8-2 with "CLaw" starting

### 2023-24 HIGHLIGHTS

- STANFORD:** Had a **career high in rebounds (13)** and had a then career-high blocked shots (5) ... In the second half, had eight rebounds and four blocked shots ... Added nine points.
- MEMPHIS:** Tied his season high with five points versus his former team.
- UNC:** Led the team with two assists.
- DUKE:** Was outstanding facing All-American Kyle Filipowski with a **career-high six blocked shots** ... Had seven points and eight rebounds.
- FURMAN:** Had a **career-high 19 points** (8-of-10 FG; 1-of-2 3PT) with three blocked shots.
- ACU:** Just missed a double with 10 rebounds and nine points ... Added two blocked shots ... Was +18 in the second half and +17 for the game.



### LAWSON'S PERSONAL BESTS

#### POINTS

Season: 19 vs Furman (12/04/23)

Career: 19 vs Furman (12/04/23)

SEC: 3 vs Auburn (01/06/24)

#### FG MADE

Season: 8 vs Furman (12/04/23)

Career: 10 (2x) LAST vs Richmond (11/22/22)

SEC: 1 vs Auburn (01/06/24)

#### FG ATTEMPTED

Season: 10 vs Furman (12/04/23)

Career: 12 vs Washington (01/18/20)

SEC: 4 vs Auburn (01/06/24)

#### 3-POINT FG MADE

Season: 1 (4x) LAST vs Auburn (01/06/24)

Career: 3 vs Houston (03/05/23)

SEC: 1 vs Auburn (01/06/24)

#### 3-PT FG ATTEMPTS

Season: 3 vs Auburn (01/06/24)

Career: 3 (2x) vs Auburn (01/06/24)

SEC: 3 vs Auburn (01/06/24)

#### FT MADE

Season: 2 vs Alcorn State (11/06/23)

Career: 5 vs Colorado (02/18/21)

SEC: --

#### FT ATTEMPTED

Season: 2 (5x) LAST vs Furman (12/04/23)

Career: 7 vs Colorado (02/18/21)

SEC: --

#### REBOUNDS

Season: 13 vs Stanford (11/22/23)

Career: 13 vs Stanford (11/22/23)

SEC: --

#### ASSISTS

Season: 2 vs North Carolina (11/24/23)

Career: 5 (3) LAST vs Washington (02/06/21)

SEC: --

#### STEALS

Season: 1 (6x) LAST vs Auburn (01/06/24)

Career: 3 LAST vs UCF (02/16/22)

SEC: 1 vs Auburn (01/06/24)

#### BLOCKED SHOTS

Season: 6 vs Duke (11/29/23)

Career: 6 vs Duke (11/29/23)

SEC: --

#### MINUTES

Season: 35:55 vs Stanford (11/22/23)

Career: 44:51 vs Southern Cal (01/23/20)

SEC: 12:24 vs Auburn (01/06/24)

### CHANDLER LAWSON 2023-24 GAME STATS

Opponent	Date	GS	Min	FG	FGA	Pct	3FG	3A	Pct	FT	FTA	Pct	O	D	Tot	Avg	PF	FO	A	TO	Blk	Stl	Pts	Avg	
ALCORN	11/06/23	*	7	0	0	.000	0	0	.000	2	2	1.000	1	1	2	2.0	0	0	0	1	0	1	2	2.0	
GARDNER-WEBB	11/10/23	*	10	2	2	1.000	1	1	1.000	0	0	.000	1	2	3	2.5	4	0	0	0	0	1	5	3.5	
OLD DOMINION	11/13/23	*	7	1	1	1.000	0	0	.000	0	0	.000	0	2	2	2.3	1	0	0	1	1	0	2	3.0	
UNC GREENSBORO	11/17/23		10	0	0	.000	0	0	.000	0	0	.000	0	1	1	2.0	3	0	0	1	1	0	0	2.3	
vs Stanford	11/22/23		36	4	7	.571	0	0	.000	1	2	.500	5	8	13	4.2	4	0	0	0	5	0	9	3.6	
vs Memphis	11/23/23		10	2	4	.500	0	0	.000	1	2	.500	1	2	3	4.0	2	0	0	0	0	0	5	3.8	
vs North Carolina	11/24/23		19	2	5	.400	0	1	.000	0	1	.000	1	2	3	3.9	3	0	2	1	0	0	4	3.9	
DUKE	11/29/23	*	29	3	8	.375	0	0	.000	1	2	.500	3	5	8	4.4	4	0	1	1	6	1	7	4.3	
FURMAN	12/04/23	*	18	8	10	.800	1	2	.500	2	2	1.000	1	2	3	4.2	1	0	1	1	3	1	19	5.9	
vs Oklahoma	12/09/23	*	9	0	1	.000	0	0	.000	0	0	.000	0	0	0	3.8	1	0	0	0	1	1	0	5.3	
vs Lipscomb	12/16/23	*	7	2	3	.667	0	1	.000	0	0	.000	0	1	1	3.5	0	0	0	0	0	0	4	5.2	
ABILENE CHRISTIAN	12/21/23	*	24	4	6	.667	1	2	.500	0	0	.000	0	10	10	4.1	0	0	1	1	2	0	9	5.5	
UNCW	12/30/23	*	10	1	2	.500	0	0	.000	1	3	.333	2	3	5	4.2	2	0	1	0	1	0	3	5.3	
AUBURN	01/06/24	*	13	1	4	.250	1	3	.333	0	0	.000	0	0	0	3.9	2	0	0	2	0	1	3	5.1	
at Georgia	01/10/24		2	0	1	.000	0	0	.000	0	0	.000	0	0	0	3.6	0	0	1	0	0	0	4.8		
Totals			10	211	30	54	.556	4	10	.400	8	14	.571	15	39	54	3.6	27	0	6	10	20	6	72	4.8

### CHANDLER LAWSON CAREER STATISTICS

Year	GP	GS	Min	Avg	FG	FGA	Pct	3FG	3FGA	Pct	FT	FTA	Pct	Off	Def	Tot	Avg	PF	FO	Ast	TO	Blk	Stl	Pts	Avg
2019-20 (ORE)	31	12	604	19.5	56	108	.519	1	1	1.000	26	40	.650	40	81	121	3.9	56	0	41	25	14	21	139	4.5
2020-21 (ORE)	28	8	507	18.1	50	98	.510	4	11	.364	18	36	.500	25	58	83	3.0	45	1	22	22	12	14	122	4.4
2021-22 (UM)	17	0	140	8.2	9	19	.474	0	2	.000	9	19	.474	8	29	37	2.2	12	0	8	7	9	7	27	1.6
2022-23 (UM)	35	24	683	19.5	68	120	.567	7	14	.500	32	52	.615	47	110	157	4.5	77	0	27	34	19	25	175	5.0
2023-24 (ARK)	15	10	211	14.1	30	54	.556	4	10	.400	8	14	.571	15	39	54	3.6	27	0	6	10	20	6	72	4.8
TOTAL	126	54	2145	17.0	213	399	.534	16	38	.421	93	161	.578	135	317	452	3.6	217	1	104	98	74	73	535	4.2



# 10 BAYE FALL



F • 6-11 • 200 • Fr. (4) || Dakar, Sengal (Accelerated Schools (Denver)

@thebayefall21  
@3a4e\_4all

## FULL BIO/STATS

Including 2023-24, has FOUR years of collegiate eligibility ... Major: Arts & Sciences ... Born on Dec. 27, 2003 in Guédiawaye, Senegal ... Son of Malle Fall and Awa Ly • Brother. Take. Sister: Ndey ... **SPEAKS 10 LANGUAGES/DIALCTS:** French, Wolof, English, Spanish, German & dialects Jola-Fonyi, Mandinka, Mandjak, Pulaar, Serer & Soninke

• 2023 McDonald's All-American ... Selected to play in the 2023 Nike Hoop Summit ... Played in the Grind Session All-Star Game

### 2023-24 HIGHLIGHTS

- **ALCORN:** Had two blocked shots and two steals and added four rebounds
- **GWU:** Added two more blocked shots and four more rebounds, adding one steal
- **UNC:** Provided some energy off the bench int he first half with a rebound and a blocked shot ... Was +4 in his 3:03 played.



### FALL'S PERSONAL BESTS

#### POINTS

Career: 4 vs Alcorn State (11/06/23)

SEC: 1 vs Auburn (01/06/24)

#### FG MADE

Career: 1 vs Alcorn State (11/06/23)

SEC: --

#### FG ATTEMPTED

Career: 2 vs Alcorn State (11/06/23)

SEC: --

#### 3-POINT FG MADE

Career: --

SEC: --

#### 3-PT FG ATTEMPTS

Career: --

SEC: --

#### FT MADE

Career: 2 vs Alcorn State (11/06/23)

SEC: 1 vs Auburn (01/06/24)

#### FT ATTEMPTED

Career: 6 vs Alcorn State (11/06/23)

SEC: 2 vs Auburn (01/06/24)

#### REBOUNDS

Career: 4 (2x) LAST vs Gardner-Webb (11/10/23)

SEC: --

#### ASSISTS

Career: --

SEC: --

#### STEALS

Career: 2 vs Alcorn State (11/06/23)

SEC: --

#### BLOCKED SHOTS

Career: 2 (2x) LAST vs Gardner-Webb (11/10/23)

SEC: --

#### MINUTES

Career: 9:35 vs Gardner-Webb (11/10/23)

SEC: 3:43 vs Auburn (01/06/24)

### BAYE FALL 2023-24 GAME STATS

Opponent	Date	GS	Min	FG	FGA	Pct	3FG	3A	Pct	FT	FTA	Pct	O	D	Tot	Avg	PF	FO	A	TO	Blk	Stl	Pts	Avg
ALCORN	11/06/23		9	1	2	.500	0	0	.000	2	6	.333	1	3	4	4.0	5	1	0	2	2	2	4	4.0
GARDNER-WEBB	11/10/23		10	0	0	.000	0	0	.000	0	2	.000	1	3	4	4.0	3	0	0	2	2	1	0	2.0
OLD DOMINION	11/13/23	DNP																						
UNC GREENSBORO	11/17/23	DNP																						
vs Stanford	11/22/23	DNP																						
vs Memphis	11/23/23	DNP																						
vs North Carolina	11/24/23		3	0	0	.000	0	0	.000	0	0	.000	0	1	1	3.0	0	0	0	0	1	0	0	1.3
DUKE	11/29/23		1	0	0	.000	0	0	.000	0	0	.000	1	0	1	2.5	0	0	0	0	0	0	0	1.0
FURMAN	12/04/23	DNP																						
vs Oklahoma	12/09/23	DNP																						
vs Lipscomb	12/16/23	DNP																						
ABILENE CHRISTIAN	12/21/23	DNP																						
UNCW	12/30/23	DNP																						
AUBURN	01/06/24		4	0	0	.000	0	0	.000	1	2	.500	0	0	0	2.0	0	0	0	0	0	0	1	1.0
at Georgia	01/10/24	DNP																						
<b>Totals</b>		<b>0</b>	<b>27</b>	<b>1</b>	<b>2</b>	<b>.500</b>	<b>0</b>	<b>0</b>	<b>.000</b>	<b>3</b>	<b>10</b>	<b>.300</b>	<b>3</b>	<b>7</b>	<b>10</b>	<b>2.0</b>	<b>8</b>	<b>1</b>	<b>0</b>	<b>4</b>	<b>5</b>	<b>3</b>	<b>5</b>	<b>1.0</b>

### BAYE FALL CAREER STATISTICS

Year	GP	GS	Min	Avg	FG	FGA	Pct	3FG	3FGA	Pct	FT	FTA	Pct	Off	Def	Tot	Avg	PF	FO	Ast	TO	Blk	Stl	Pts	Avg
2023-24	5	0	27	5.4	1	2	.500	0	0	.000	3	10	.300	3	7	10	2.0	8	1	0	4	5	3	5	1.0

# 11 JALEN GRAHAM

F • 6-10 • 220 • 5th Yr Sr. (1) || Phoenix, Ariz. (Mountain Pointe HS / Arizona State)

@jalengrahamm5  
@jalengrahamm

## FULL BIO/STATS

The 2023-24 season is his final year of collegiate eligibility ... Major: Sociology ... Born on April 4, 2001, in Le Grande, Ore. ... The son Susie Graham. Brother: Devin. Twin Sister: Jenah

- Second team All-PAC 12 as a junior at Arizona State (2021-22).
- Joined the Razorback program for 2022-23 after playing three seasons at Arizona State
- Played in 31 games for the Razorbacks in 2022-23 and scored 161 points, making 74-of-113 field goals ... His season FG% of .655 (74-of-113) ranks 7th on the school's single-season list

### 2023-24 HIGHLIGHTS

- **ALCORN:** Led the team with eight rebounds (six defensive) in 13:58 played ... Only led the team in rebounding twice in 2022-23.
- **OKLAHOMA:** Had a strong showing with 8 points (4-of-5 FG) with five rebounds, two assists and two blocked shots.
- **LIPSCOMB:** Had season highs in points (11), field goals made (5), field goals attempts-tied (6) and blocked shots (2) ... Was a team-best +8.
- **ACU:** Scored five of his seven points in the second half to help Arkansas in the come-from-behind win ... Added two blocked shots.
- **UNCW:** Scored a **season-high 16 points** (7-of-11 FG also season highs) with six rebounds (three offensive) and a blocked shot ... Played a season-high 26:58.
- **AUBURN:** Got his first start as a Razorback ... Was the only Hog with a positive plus/minus (+1) in the 32-point loss ... Had four offensive rebounds – six total – and added two steals.

### CAREER DOUBLE-DOUBLES (4)

SOPHOMORE (at ASU)	(3)
01/25/21 • at Arizona State	14 pts 11 reb
02/14/21 • at Oregon State	14 pts 11 reb
02/27/21 • WASHINGTON STATE	11 pts 12 reb

JUNIOR (at ASU)	(1)
02/05/22 • UCLA	16 pts 10 reb



### GRAHAM'S PERSONAL BESTS

POINTS	
Season: 16	vs UNC Wilmington (12/30/23)
Career: 26	vs Florida (02/18/23)
SEC: 26	vs Florida (02/18/23)

FG MADE	
Season: 7	vs UNC Wilmington (12/30/23)
Career: 12	vs Florida (02/18/23)
SEC: 12	vs Florida (02/18/23)

FG ATTEMPTED	
Season: 11	vs UNC Wilmington (12/30/23)
Career: 15	vs Florida (02/18/23)
SEC: 15	vs Florida (02/18/23)

3-POINT FG MADE	
Season: --	
Career: 1	vs Oregon (02/17/22)
SEC: --	

3-PT FG ATTEMPTS	
Season: --	
Career: 2 (2x)	last vs Oregon (02/17/22)
SEC: 1 (2x)	LAST vs Florida (02/18/23)

FT MADE	
Season: 3	vs Abilene Christian (12/21/23)
Career: 6 (2x)	last vs Stanford (03/05/22)
SEC: 2	vs Florida (02/18/23)

FT ATTEMPTED	
Season: 4	vs Abilene Christian (12/21/23)
Career: 8 (2x)	last vs Stanford (03/05/22)
SEC: 5	at Auburn (01/07/23)

REBOUNDS	
Season: 8	vs Alcorn State (11/06/23)
Career: 12	vs Washington State (02/27/21)
SEC: 7	vs Florida (02/18/23)

ASSISTS	
Season: 2	vs Oklahoma (12/09/23)
Career: 6	vs UCLA (02/05/22)
SEC: 2	vs Georgia (02/21/23)

STEALS	
Season: 2	vs Auburn (01/06/24)
Career: 3 (3x)	last at Southern Cal (01/24/22)
SEC: 2 (2x)	LAST vs Auburn (01/06/24)

BLOCKED SHOTS	
Season: 2 (3x)	LAST vs Abilene Christian (12/21/23)
Career: 5	vs Colorado (11/08/19)
SEC: 3	at Alabama (02/25/23)

MINUTES	
Season: 26:58	vs UNC Wilmington (12/30/23)
Career: 39:36	vs UCLA (02/05/22)
SEC: 26:59	vs Florida (02/18/23)

JALEN GRAHAM 2023-24 GAME STATS																			
Opponent	Date	GS	Min	FG	FGA	Pct	3FG	3A	Pct	FT	FTA	Pct	O	D	Tot	Avg	PF	FO	A
ALCORN	11/06/23	14	4	6	.667	0	0	.000	0	2	.000	2	6	8	8.0	0	0	0	0
GARDNER-WEBB	11/10/23	8	2	3	.667	0	0	.000	0	1	.000	1	2	3	5.5	1	0	0	0
OLD DOMINION	11/13/23	6	1	3	.333	0	0	.000	0	0	.000	0	0	0	3.7	1	0	0	0
UNC GREENSBORO	11/17/23	DNP-Inj																	
vs Stanford	11/22/23	DNP-Inj																	
vs Memphis	11/23/23	DNP-Inj																	
vs North Carolina	11/24/23	DNP-Inj																	
DUKE	11/29/23	2	0	1	.000	0	0	.000	0	0	.000	0	0	0	2.8	2	0	0	0
FURMAN	12/04/23	9	1	3	.333	0	0	.000	0	0	.000	2	1	3	2.8	2	0	0	0
vs Oklahoma	12/09/23	16	4	5	.800	0	0	.000	0	0	.000	2	3	5	3.2	1	0	2	0
vs Lipscomb	12/16/23	15	5	6	.833	0	0	.000	1	2	.500	0	1	1	2.9	2	0	1	2
ABILENE CHRISTIAN	12/21/23	13	2	2	1.000	0	0	.000	3	4	.750	2	1	3	2.9	2	0	2	2
UNCW	12/30/23	26	7	11	.636	0	0	.000	2	2	1.000	3	3	6	3.2	2	0	2	1
AUBURN	01/06/24	*	2	8	.250	0	0	.000	0	0	.000	4	2	6	3.5	2	0	0	2
at Georgia	01/10/24	12	4	8	.500	0	0	.000	1	6	.167	1	0	1	3.3	1	0	1	1
Totals		1	141	32	56	.571	0	0	.000	7	17	.412	17	19	36	3.3	16	0	3

JALEN GRAHAM CAREER STATISTICS																			
Year	GP	GS	Min	Avg	FG	FGA	Pct	3FG	3FGA	Pct	FT	FTA	Pct	Off	Def	Tot	Avg	PF	FO
2019-20 (ASU)	28	2	304	10.9	42	61	.689	0	0	.000	5	14	.357	34	43	77	2.8	49	0
2020-21 (ASU)	21	19	512	24.4	72	131	.550	0	1	.000	26	45	.578	37	69	106	5.0	68	4
2021-22 (ASU)	29	22	682	23.5	124	255	.486	1	18	.056	38	72	.528	35	97	132	4.6	85	2
2022-23 (ARK)	31	0	290	9.4	74	113	.655	0	3	.000	13	35	.371	23	47	70	2.3	38	0
2023-24 (ARK)	11	1	141	12.8	32	56	.571	0	0	.000	7	17	.412	17	19	36	3.3	16	0
TOTAL	120	44	1929	16.1	299	616	.485	1	22	.045	89	183	.486	146	275	421	3.5	256	6

# 12 TRAMON MARK

6 • 6-6 • 185 • Jr. (3) || Dickinson, Texas (Dickinson HS / Houston)

@realbuckets11  
@tramonmark

## FULL BIO/STATS

Pronounced: Truh-Mon

Including 2023-24, has THREE years of collegiate eligibility ... Major: Sociology ... Born on Sept. 30, 2001, in Nassau Bay, Texas ... Son of Truitt and Vertresa Mark ... Brother: Ivory. Sister: Chloe

### • 1 OF 20 ON THE JERRY WEST SHOOTING GUARD OF THE YEAR WATCH LIST

### • NAMED TO THE FIVE-MAN BATTLE 4 ATLANTIS ALL-TOURNAMENT TEAM

• Played 76 games with 41 starts in two-plus seasons at Houston, seeing action in just seven games in 2021-22 due to a season-ending shoulder injury

• Played in all 32 games as a freshman, averaging 7.8 points and 3.0 rebounds, as the Cougars reached the NCAA Final Four

• Last season, he started all 31 games and averaged 10.1 points and 4.9 rebounds as the top-seeded Cougars reached the NCAA Sweet 16 ... In fact, he scored a career-high 26 points versus Auburn to put Houston in the Sweet 16

• Was injured in the final minutes of the North Carolina game (after he had scored 34 points) ... Missed the Duke game.

- Only scored 15 combined points vs Furman and Oklahoma ... **HOWEVER, his last 5 games, averaging 18.8 ppg (94 pts)**

### IN THE SEC RANKINGS

5th in FG% (.539)

6th in PPG (17.0 avg)

8th in FG Made (82)

9th in FT Made (57)

### 2023-24 HIGHLIGHTS

• **ALCORN:** Made a **career-high four 3-pointers** (4-of-6) with three assists and a season high 6 boards

• **UNCG:** Scored a season-best 21 points ... Tied his **career-high with nine FG made** and played a **career-high 37:53**.

• **BATTLE 4 ATLANTIS: NAMED TO THE FIVE-MAN ALL-TOURNAMENT TEAM ... STANFORD:** Just missed his career high with a team-best 25 points ... **Made (12) and attempted (15) career highs at the free throw line** ... Scored 19 of his 25 points in the second half and the overtimes ... Made a 3-pointer with 2:06 left in regulation to tie the game at 54 ... His layup with 19 seconds left proved to be the game winner ... **Played a career-high 41:08 ... UNC:** Scored a **career-high 34 points**, making a **career-high 13 FG (13-of-17)** and **tied career-high with 4 3's made (4-of-6)** ... Scored 20 in the first half, going 8-of-8 from the field (2-of-2 3PT) ... Also led the team with five rebounds.

• **FURMAN:** After missing the Duke game, came off the bench to play 26:27 ... Scored seven points with two assists and two steals.

• **LIPSCOMB:** Came off the bench and led the team with 17 points (15 in the first half) ... Made his first three 3's ... Added three rebounds and three assists.

• **ACU:** Recorded his **first career double-double** with 25 points and a **career-high 11 rebounds** (nine defensive and his first two offensive this season) ... Played all 20 minutes of the second half, scoring 17 points (7-of-9 FG / 2-of-2 3PT) and grabbing seven rebounds, as Arkansas turned a seven-point halftime deficit into a 10-point win.

• **UNCW:** His solid game was lost in the shuffle of three other impressive performances ... Scored 18 points (5-of-8 FG / 1-of-2 3PT / 7-of-8 FT).

• **@ GEORGIA:** Produced his **best overall game** ... Led the team in scoring (24 points), rebounds (7) and steals (3) while tying for the team lead in assists (3) and blocked shots (3) ... **His three blocked shots are a career high** and while both his **three assists and three steals tied season highs** ... Was 10-of-10 at the free throw line and is 1 of 5 Razorbacks to go to at least 10-of-10 at the free throw line in an SEC game ... Scored 18 of his points in the second half (going 8-of-8 at the line).

TRAMON MARK 2023-24 GAME STATS																			
Opponent	Date	GS	Min	FG	FGA	Pct	3FG	3A	Pct	FT	FTA	Pct	O	D	Tot	Avg	PF	FO	A
ALCORN	11/06/23	*	21	6	8	.750	4	6	.667	0	0	.000	0	1	1	1.0	0	0	3
GARDNER-WEBB	11/10/23	*	27	6	12	.500	0	2	.000	2	4	.500	0	3	3	2.0	2	0	2
OLD DOMINION	11/13/23	*	21	2	7	.286	1	3	.333	2	2	1.000	0	6	6	3.3	4	0	1
UNC GREENSBORO	11/17/23	*	38	9	15	.600	0	2	.000	3	5	.600	0	2	2	3.0	3	0	1
vs Stanford	11/22/23	*	41	6	15	.400	1	4	.250	12	15	.800	0	1	1	2.6	4	0	1
vs Memphis	11/23/23	*	26	4	9	.444	0	2	.000	4	5	.800	0	1	1	2.3	3	0	0
vs North Carolina	11/24/23	*	33	13	17	.765	4	6	.667	4	7	.571	0	5	5	2.7	3	0	0
DUKE	11/29/23	DNP-Inj																	
FURMAN	12/04/23		26	3	6	.500	0	2	.000	1	2	.500	0	3	3	2.8	3	0	2
vs Oklahoma	12/09/23	*	33	3	7	.429	0	2	.000	2	2	1.000	0	2	2	2.7	3	0	2
vs Lipscomb	12/16/23		31	6	12	.500	3	4	.750	2	2	1.000	0	3	3	2.7	3	0	3
ABILENE CHRISTIAN	12/21/23		35	9	14	.643	2	2	1.000	5	6	.833	2	9	11	3.5	2	0	2
UNCW	12/30/23	*	24	5	8	.625	1	2	.500	7	8	.875	1	1	2	3.3	5	1	1
AUBURN	01/06/24	*	29	3	8	.375	1	3	.333	3	4	.750	1	4	5	3.5	1	0	2
at Georgia	01/10/24	*	36	7	14	.500	0	4	.000	10	10	1.000	0	7	7	3.7	3	0	3
<b>Totals</b>		<b>11</b>	<b>421</b>	<b>82</b>	<b>152</b>	<b>.539</b>	<b>17</b>	<b>44</b>	<b>.386</b>	<b>57</b>	<b>72</b>	<b>.792</b>	<b>4</b>	<b>48</b>	<b>52</b>	<b>3.7</b>	<b>39</b>	<b>1</b>	<b>23</b>

TRAMON MARK CAREER STATISTICS																			
Year	GP	GS	Min	Avg	FG	FGA	Pct	3FG	3FGA	Pct	FT	FTA	Pct	Off	Def	Tot	Avg	PF	FO
2020-21 (UH)	32	4	642	20.1	85	224	.379	19	73	.260	62	81	.765	24	71	95	3.0	55	1
2021-22 (UH) *	7	0	143	20.4	25	55	.455	5	18	.278	16	17	.941	3	14	17	2.4	17	0
2022-23 (UH)	37	37	1088	29.4	128	328	.390	29	119	.328	80	102	.784	47	134	181	4.9	71	1
2023-24 (ARK)	14	11	421	30.1	82	152	.539	17	44	.386	57	72	.792	4	48	52	3.7	39	1
<b>TOTAL</b>	<b>90</b>	<b>52</b>	<b>2294</b>	<b>25.5</b>	<b>320</b>	<b>759</b>	<b>.422</b>	<b>70</b>	<b>254</b>	<b>.276</b>	<b>215</b>	<b>272</b>	<b>.790</b>	<b>78</b>	<b>267</b>	<b>345</b>	<b>3.8</b>	<b>182</b>	<b>3</b>

\* - Received a medical redshirt

## DOUBLE-DOUBLES (1)

JUNIOR (at ARK)  
12/21/23 • ABILENE CHRISTIAN 25 pts 11 reb



## MARK'S PERSONAL BESTS

### POINTS

Season: 34 vs North Carolina (11/24/23)

Career: 34 vs North Carolina (11/24/23)

SEC: 24 at Georgia (01/10/24)

### FG MADE

Season: 13 vs North Carolina (11/24/23)

Career: 13 vs North Carolina (11/24/23)

SEC: 7 at Georgia (01/10/24)

### FG ATTEMPTED

Season: 17 vs North Carolina (11/24/23)

Career: 17 (3x) LAST vs North Carolina (11/24/23)

SEC: 14 at Georgia (01/10/24)

### 3-POINT FG MADE

Season: 4 (2x) LAST vs North Carolina (11/24/23)

Career: 4 (2x) LAST vs North Carolina (11/24/23)

SEC: 1 vs Auburn (01/06/24)

### 3-PT FG ATTEMPTS

Season: 6 (2x) LAST vs North Carolina (11/24/23)

Career: 8 vs South Carolina (12/05/20)

SEC: 4 at Georgia (01/10/24)

### FT MADE

Season: 12 vs Stanford (11/22/23)

Career: 12 vs Stanford (11/22/23)

SEC: 10 at Georgia (01/10/24)

### FT ATTEMPTED

Season: 15 vs Stanford (11/22/23)

Career: 15 vs Stanford (11/22/23)

SEC: 10 at Georgia (01/10/24)

### REBOUNDS

Season: 11 vs Abilene Christian 12/21/23

Career: 11 vs Abilene Christian 12/21/23

SEC: 7 at Georgia (01/10/24)

### ASSISTS

Season: 3 (3x) LAST at Georgia (01/10/24)

Career: 7 vs Cincinnati (03/14/21)

SEC: 3 at Georgia (01/10/24)

### STEALS

Season: 3 (2x) LAST at Georgia (01/10/24)

Career: 4 vs Tulane (02/22/23)

SEC: 3 at Georgia (01/10/24)

### BLOCKED SHOTS

Season: 3 at Georgia (01/10/24)

Career: 3 at Georgia (01/10/24)

SEC: 3 at Georgia (01/10/24)

### MINUTES

Season: 41:08 vs Stanford (11/22/23)

Career: 41:08 vs Stanford (11/22/23)

SEC: 35:40 at Georgia (01/10/24)



# 15 MAKHI MITCHELL

F/C • 6-10 • 240 • 5th Yr Sr. (1) || Washington, D.C. (Woodrow Wilson HS / Rhode Island)

@mothekid03  
@thats\_khi

## FULL BIO/STATS

Pronounced: Ma-KI

The 2023-24 season is his final year of collegiate eligibility ... Major: Sociology ... Born on Jan. 31, 2000, in Washington, D.C. ... Son of Maria Mitchell ... Has a twin brother (Makhel) that plays at Little Rock

- Joined the Razorback squad with his twin Makhel for 2022-23 after they played two seasons at Rhode Island and one at Maryland ... Makhel now plays at Little Rock ... Makhi is the older of the twins by two minutes.
- His season FG% of .662 (104-of-157) in 2022-23 ranks fourth on the Razorback single-season list ... Was 1 of 4 Hogs to play all 36 games in 2022-23 ... Started 31 games

• Ranks 8th in the SEC with 18 blocked shots (9th in blocks/gm at 1.20)

### 2023-24 HIGHLIGHTS

- GWU:** In 17 minutes, was a team-best +23 ... Had five points, five rebounds, two assists and four blocked shots.
- ODU:** Played what Coach Muss said was his best all-around game at Arkansas ... Had a double-double (15 points and 10 rebounds) and was 6-of-7 from the field ... Mitchell's 15 points tied his best point production as a Razorback and it was his 11th career double-double and 15th career game with double-digit rebounds.
- DUKE:** Led the team with a +12, making all three of his shots to scored six points ... Added three rebounds, an assist and a steal.
- OKLAHOMA:** Led the team with six rebounds and three blocked shots while adding nine points (making a season-high 5-of-6 at the line), two steals and two assists.
- LIPSCOMB:** Was 6-of-6 from the field and scored 12 points ... Added five rebounds and a blocked shot.
- @ GEORGIA:** Tied for the team lead with three assists and three blocked shots ... The three blocked shots additionally tied his career high for an SEC game.

### CAREER DOUBLE-DOUBLES (11)

<b>SOPHOMORE (at URI)</b>	<b>(1)</b>
12/02/20 • SETON HALL	11 pts 11 reb
<b>JUNIOR (at URI)</b>	<b>(7)</b>
11/12/21 • BRYANT	11 pts 18 reb
11/27/21 • GEORGIA STATE	10 pts 12 reb
12/13/21 • at Milwaukee	16 pts 10 reb
01/28/22 • at Dayton	12 pts 11 reb
02/05/22 • UMASS	13 pts 13 reb
02/12/22 • DAVIDSON	16 pts 11 reb
02/19/22 • at George Washington	13 pts 10 reb
<b>SENIOR (at ARK)</b>	<b>(2)</b>
12/06/22 • UNC GREENSBORO	13 pts 14 reb
02/18/23 • FLORIDA	10 pts 10 reb
<b>5th-YR SENIOR (at ARK)</b>	<b>(1)</b>
11/13/23 • OLD DOMINION	15 pts 11 reb



### MAKHI'S PERSONAL BESTS

<b>POINTS</b>	
Season: 15	vs Old Dominion (11/13/23)
Career: 19	vs American Int'l (01/02/22)
SEC: 11	at Vanderbilt (01/14/23)
<b>FG MADE</b>	
Season: 6 (2x)	vs Lipscomb (12/16/23)
Career: 7 (2x)	last Am International (01/02/22)
SEC: 4	at Vanderbilt (01/14/23)
<b>FG ATTEMPTED</b>	
Season: 7	vs Old Dominion (11/13/23)
Career: 12	at VCU (02/08/22)
SEC: 7	at Vanderbilt (01/14/23)
<b>3-POINT FG MADE</b>	
Season: --	
Career: 1 (8x)	LAST at Vanderbilt (01/14/23)
SEC: 1	at Vanderbilt (01/14/23)
<b>3-PT FG ATTEMPTS</b>	
Season: --	
Career: 3	at Saint Joseph's (03/05/22)
SEC: 1	at Vanderbilt (01/14/23)
<b>FT MADE</b>	
Season: 5	vs Oklahoma (12/09/23)
Career: 8	vs George Mason (11/22/19)
SEC: 5	at Missouri (01/18/23)
<b>FT ATTEMPTED</b>	
Season: 6	vs Oklahoma (12/09/23)
Career: 12 (2x)	last vs G. Washington (01/22/22)
SEC: 6 (2x)	LAST at Missouri (01/18/23)
<b>REBOUNDS</b>	
Season: 11	vs Old Dominion (11/13/23)
Career: 18	vs Bryant (11/21/21)
SEC: 12	at LSU (12/28/22)
<b>ASSISTS</b>	
Season: 2 (2x)	LAST vs Oklahoma (12/09/23)
Career: 8	at UMass (01/15/22)
SEC: 4	vs Georgia (02/21/23)
<b>STEALS</b>	
Season: 2 vs Oklahoma (12/09/23)	
Career: 3 (5x)	LAST vs UNCA (12/21/22)
SEC: 1 (3x)	LAST vs Texas A&M (01/31/23)
<b>BLOCKED SHOTS</b>	
Season: 4	vs Gardner-Webb (11/10/23)
Career: 6	vs Saint Louis (03/03/22)
SEC: 3 (4x)	LAST at Georgia (01/10/24)
<b>MINUTES</b>	
Season: 29:25	vs Old Dominion (11/13/23)
Career: 30:39	at Geo Washington (02/19/22)
SEC: 35:53	at LSU (12/28/22)

### MAKHI MITCHELL 2023-24 GAME STATS

Opponent	Date	GS	Min	FG	FGA	Pct	3FG	3A	Pct	FT	FTA	Pct	O	D	Tot	Avg	PF	FO	A	TO	Blk	Stl	Pts	Avg
ALCORN	11/06/23	4	0	0	.000	0	0	.000	0	0	.000	0	0	0	0.0	1	0	0	0	0	0	0	0	0.0
GARDNER-WEBB	11/10/23	17	1	2	.500	0	0	.000	3	4	.750	1	4	5	2.5	1	0	2	1	4	0	5	2.5	
OLD DOMINION	11/13/23	30	6	7	.857	0	0	.000	3	5	.600	3	7	10	5.0	1	0	1	0	1	0	15	6.7	
UNC GREENSBORO	11/17/23	8	1	1	1.000	0	0	.000	0	0	.000	0	0	0	3.8	4	0	1	2	1	0	2	5.5	
vs Stanford	11/22/23	*	17	3	7	.429	0	0	.000	0	0	.000	2	1	3	3.6	0	0	0	1	0	1	6	5.4
vs Memphis	11/23/23	*	17	2	2	1.000	0	0	.000	0	1	.000	0	2	2	3.3	4	0	1	2	2	0	4	5.3
vs North Carolina	11/24/23	*	11	2	5	.400	0	0	.000	1	1	1.000	0	1	1	3.0	5	1	0	1	0	0	5	5.3
DUKE	11/29/23	10	3	3	1.000	0	0	.000	0	0	.000	0	3	3	3.0	4	0	1	0	0	1	6	5.4	
FURMAN	12/04/23	12	4	5	.800	0	0	.000	0	0	.000	1	1	2	2.9	1	0	1	3	0	1	8	5.7	
vs Oklahoma	12/09/23	27	2	3	.667	0	0	.000	5	6	.833	1	5	6	3.2	1	0	2	0	3	2	9	6.0	
vs Lipscomb	12/16/23	19	6	6	1.000	0	0	.000	0	0	.000	1	4	5	3.4	1	0	0	0	1	0	12	6.5	
ABILENE CHRISTIAN	12/21/23	8	0	1	.000	0	0	.000	1	2	.500	0	3	3	3.3	3	0	1	2	1	0	1	6.1	
UNCW	12/30/23	3	0	0	.000	0	0	.000	0	0	.000	0	1	1	3.2	1	0	0	1	2	0	0	5.6	
AUBURN	01/06/24	9	1	3	.333	0	0	.000	0	0	.000	0	3	3	3.1	1	0	1	0	0	0	2	5.4	
at Georgia	01/10/24	*	23	3	4	.750	0	0	.000	1	1	1.000	1	5	6	3.3	4	0	3	4	3	1	7	5.5
Totals		4	215	34	49	.694	0	0	.000	14	20	.700	10	40	50	3.3	32	1	14	17	18	6	82	5.5

### MAKHI MITCHELL CAREER STATISTICS

Year	GP	GS	Min	Avg	FG	FGA	Pct	3FG	3FGA	Pct	FT	FTA	Pct	Off	Def	Tot	Avg	PF	FO	Ass	TO	Blk	Stl	Pts	Avg
2019-20 (MD)	12	6	111	9.2	12	34	.353	0	0	.000	12	22	.545	10	29	39	3.3	19	0	2	8	8	2	36	3.0
2020-21 (URI)	7	2	112	16.1	12	26	.462	0	0	.000	17	28	.607	6	28	34	4.9	22	1	2	10	4	4	41	5.9
2021-22 (URI)	31	27	749	24.1	121	232	.522	7	23	.304	59	113	.522	50	175	225	7.3	91	2	48	87	43	30	308	9.9
2022-23 (ARK)	36	31	727	20.2	104	157	.662	1	1	1.000	43	66	.652	58	134	192	5.3	97	7	39	33	49	31	252	7.0
2023-24 (ARK)	15	4	215	14.3	34	49	.694	0	0	.000	14	20	.700	10	40	50	3.3	32	1	14	17	18	6	82	5.5
<b>TOTAL</b>	<b>101</b>	<b>70</b>	<b>1914</b>	<b>19.0</b>	<b>283</b>	<b>498</b>	<b>.568</b>	<b>8</b>	<b>24</b>	<b>.333</b>	<b>145</b>	<b>249</b>	<b>.582</b>	<b>134</b>	<b>406</b>	<b>540</b>	<b>5.3</b>	<b>261</b>	<b>11</b>	<b>105</b>	<b>155</b>	<b>122</b>	<b>73</b>	<b>719</b>	<b>7.1</b>

# 24 JEREMIAH DAVENPORT

6 • 6-6 • 215 • Grad Sr. (1) || Cincinnati, Ohio (Hargrave Military (Va.) Acad. / Cincinnati)

@J24Davenport  
@jaydav2x

## FULL BIO/STATS

2023-24 is his final year of collegiate eligibility ... Graduated from Cincinnati (2023) - Interdisciplinary Studies ... Pursuing a second undergraduate degree from Arkansas in Arts & Sciences ... Born on Sept. 24, 1999, in Cincinnati, Ohio ... Son of the late Darren Davenport and Sheila Davenport ... Brothers: Michael & Joshua. Sisters: Gabrielle, Naomi & Deborah.

- Comes to Arkansas after playing four seasons at Cincinnati ... For his career, he played 109 games with 61 starts and averaged 9.7 points (1,060 total) and 4.2 rebounds while shooting 34.7% (205-590) from 3-point range and 78.4% (145-185) from the free throw line
- Comes from a basketball family with mother Sheila (Morehead State), father Darren (Alcorn State), brother Michael (St. Deborah (Northwest Florida, current) playing college basketball

• Arkansas is 5-1 with Davenport in the starting lineup

### 2023-24 HIGHLIGHTS

- **DUKE:** Drew the start and scored six points thanks to a pair of 3-pointers late in the first half ... The second coming with 24 second left to give Arkansas a one-point lead.
- **OKLAHOMA:** Scored a season-high 12 points, making two 3's and four FT.
- **LIPSCOMB:** Had his best stat sheet stuffer game with nine points, four rebounds, three assists and two steals.
- **@ GEORGIA:** Tied his season high with four rebounds.

### CAREER DOUBLE-DOUBLES (4)

**SOPHOMORE (at Cincy) (1)**  
01/07/21 • at SMU 18 pts 10 reb

**JUNIOR (at Cincy) (3)**  
01/01/22 • TULANE 19 pts 10 reb  
02/15/22 • MEMPHIS 20 pts 11 reb  
02/23/22 • at UCF 150 pts 12 reb



### DAVENPORT'S PERSONAL BESTS

#### POINTS

Season: 12 vs Oklahoma (12/09/23)  
Career: 27 vs Tulane (02/26/21)  
SEC: 7 at Georgia (01/10/24)

#### FG MADE

Season: 3 (3x) LAST vs Lipscomb (12/16/23)  
Career: 10 vs Tulane (02/26/21)  
SEC: 3 at Georgia (01/10/24)

#### FG ATTEMPTED

Season: 10 vs Lipscomb (12/16/23)  
Career: 16 (2x) LAST vs East Carolina (02/26/21)  
SEC: 7 at Georgia (01/10/24)

#### 3-POINT FG MADE

Season: 2 (4x) LAST vs Lipscomb (12/16/23)  
Career: 7 (2x) LAST vs Tulsa (01/20/22)  
SEC: 1 at Georgia (01/10/24)

#### 3-PT FG ATTEMPTS

Season: 6 (2x) LAST vs Lipscomb (12/16/23)  
Career: 11 (2x) LAST vs Houston (03/11/22)  
SEC: 5 at Georgia (01/10/24)

#### FT MADE

Season: 4 vs Oklahoma (12/09/23)  
Career: 5 (6x) LAST vs Temple (02/20/22)  
SEC: --

#### FT ATTEMPTED

Season: 6 vs Oklahoma (12/09/23)  
Career: 9 vs Tulane (01/01/22)  
SEC: --

#### REBOUNDS

Season: 4 (2x) LAST at Georgia (01/10/24)  
Career: 12 at UCF (02/23/22)  
SEC: 4 at Georgia (01/10/24)

#### ASSISTS

Season: 3 (2x) vs Lipscomb (12/16/23)  
Career: 6 (2x) LAST vs Louisville (11/23/22)  
SEC: 1 at Georgia (01/10/24)

#### STEALS

Season: 2 vs Lipscomb (12/16/23)  
Career: 4 vs SMU (03/12/21)  
SEC: --

#### BLOCKED SHOTS

Season: 2 vs UNC Greensboro (11/17/23)  
Career: 2 (4x) LAST vs UCG (11/17/23)  
SEC: 22-20 at Georgia (01/10/24)

#### MINUTES

Season: 27:11 vs Lipscomb (12/16/23)  
Career: 37:16 vs Vanderbilt (03/04/21)  
SEC: --

### JEREMIAH DAVENPORT 2023-24 GAME STATS

Opponent	Date	GS	Min	FG	FGA	Pct	3FG	3A	Pct	FT	FTA	Pct	O	D	Tot	Avg	PF	FO	A	TO	Blk	Stl	Pts	Avg
ALCORN	11/06/23	19	1	6	.167	1	6	.167	0	0	.000	2	1	3	3.0	1	0	3	0	1	0	3	3.0	
GARDNER-WEBB	11/10/23	12	1	5	.200	1	3	.333	2	2	1.000	1	2	3	3.0	0	0	0	1	1	0	5	4.0	
OLD DOMINION	11/13/23	13	1	4	.250	1	2	.500	0	0	.000	0	1	1	2.3	0	0	0	0	0	0	3	3.7	
UNC GREENSBORO	11/17/23	*	6	0	1	.000	0	1	.000	0	0	.000	0	0	0	1.8	1	0	0	2	0	0	2.8	
vs Stanford	11/22/23	* 10	0	1	.000	0	1	.000	0	0	.000	0	0	0	1.4	1	1	0	1	0	0	0	2.2	
vs Memphis	11/23/23	DNP-Inj																						
vs North Carolina	11/24/23	25	3	8	.375	1	5	.200	2	2	1.000	0	1	1	1.3	3	0	1	2	0	1	9	3.3	
DUKE	11/29/23	* 15	2	4	.500	2	4	.500	0	0	.000	0	0	0	1.1	0	0	1	0	1	0	6	3.7	
FURMAN	12/04/23	* 11	2	4	.500	0	2	.000	0	0	.000	0	0	0	1.0	1	0	1	0	1	1	4	3.8	
vs Oklahoma	12/09/23	18	3	6	.500	2	5	.400	4	6	.667	0	1	1	1.0	1	0	0	1	0	1	12	4.7	
vs Lipscomb	12/16/23	* 27	3	10	.300	2	6	.333	1	2	.500	2	2	4	1.3	1	0	3	1	0	2	9	5.1	
ABILENE CHRISTIAN	12/21/23	* 5	0	2	.000	0	2	.000	0	0	.000	0	1	1	1.3	1	0	0	0	0	0	0	4.6	
UNCW	12/30/23	4	1	2	.500	0	0	.000	0	0	.000	1	0	1	1.3	2	0	0	0	0	0	2	4.4	
AUBURN	01/06/24	DNP																						
at Georgia	01/10/24	22	3	7	.429	1	5	.200	0	0	.000	1	3	4	1.5	2	0	1	0	0	0	7	4.6	
Totals		6	187	20	60	.333	11	42	.262	9	12	.750	7	12	19	1.5	14	0	10	6	6	5	60	4.6

### JEREMIAH DAVENPORT CAREER STATISTICS

Year	GP	GS	Min	Avg	FG	FGA	Pct	3FG	3FGA	Pct	FT	FTA	Pct	Off	Def	Tot	Avg	PF	FO	Ast	TO	Blk	Stl	Pts	Avg
2019-20 (UC)	18	0	122	6.8	10	30	.333	2	14	.143	13	17	.765					18	0	2	11	0	6	35	1.9
2020-21 (UC)	23	14	656	28.5	96	210	.457	48	127	.378	30	39	.769	29	86	115	5.0	42	0	39	42	3	19	270	11.7
2021-22 (UC)	32	32	861	26.9	144	366	.393	83	231	.359	58	76	.763	53	122	175	5.5	80	2	24	42	11	19	429	13.4
2022-23 (UC)	36	15	919	25.5	105	299	.351	72	218	.330	44	53	.830	38	113	151	4.2	60	2	53	24	11	27	326	9.1
2023-24 (ARK)	13	6	187	14.4	20	60	.333	11	42	.262	9	12	.750	7	12	19	1.5	14	0	10	6	6	5	60	4.6
TOTAL	114	67	2745	24.1	375	965	.389	216	632	.342	154	197	.782	133	345	478	4.2	214	4	128	125	31	76	1120	9.8

## 21 CADE ARBOGAST

**G • 6-3 • 175 • Grad. Sr. (1) || Concord, Calif. (De La Salle HS / Lane (Ore.) CC)**

**@cadearbogast**

**@cadearbogast**

2023-24 is his final year of collegiate eligibility  
Graduated from Arkansas (2023) - B.S. in Communications  
Pursuing a second undergraduate degree from Arkansas in Arts & Sciences  
Born on August 23, 2000, in Walnut Creek, Calif. • Son of Peter and Carol Arbogast • Sister: Riley

• Third-year walkon ... Was on scholarship for the spring semester of 2022

• Named to the **2022-23 SEC Winter Academic Honor Roll ... On the Department's AD Honor Roll (3.5-3.99 GPA) for Fall 2023.**

### 2022-23 (Jr.at Arkansas):

• Scored his first collegiate points – a 3-pointer (1:32 in the 2nd half) [that blew the roof off Bud Walton Arena](#) – in the San Jose State win.

### 2021-22 (So. at Arkansas):

• Came to Arkansas as a walkon but earned a scholarship on Jan. 21 ([watch](#)) ... Played in four games, including the NCAA second-round win over New Mexico State ... Grabbed three rebounds and added an assist in the win at Georgia.



### CADE ARBOGAST CAREER STATISTICS

Year	GP	GS	Min	Avg	FG	FGA	Pct	3FG	3FGA	Pct	FT	FTA	Pct	Off	Def	Tot	Avg	PF	FO	Ast	TO	Blk	Stl	Pts	Avg
2021-22	4	0	3	0.8	0	4	.000	0	2	.000	0	0	.000	2	1	3	0.8	0	0	1	0	0	0	0	0.0
2022-23	8	0	11	1.4	1	4	.250	1	4	.250	0	0	.000	0	1	1	0.1	1	0	0	0	0	0	3	0.4
2023-24	3	0	4	1.3	0	2	.000	0	0	.000	0	0	.000	0	0	0	0.0	1	0	0	0	0	0	0	0.0
<b>TOTAL</b>	<b>16</b>	<b>0</b>	<b>20</b>	<b>1.3</b>	<b>1</b>	<b>10</b>	<b>.100</b>	<b>1</b>	<b>6</b>	<b>.167</b>	<b>0</b>	<b>0</b>	<b>.000</b>	<b>2</b>	<b>2</b>	<b>4</b>	<b>0.3</b>	<b>2</b>	<b>0</b>	<b>1</b>	<b>0</b>	<b>0</b>	<b>0</b>	<b>3</b>	<b>0.2</b>

## 45 LAWSON BLAKE

**F • 6-10 • 240 • Jr. (2) || Fayetteville, Ark. (Link Year (Mo.) Prep)**

**@lawsonblake**

**@lawson.blake**

Including 2023-24, has TWO years of collegiate eligibility  
Major: Exercise Science  
Born on January 3, 2002, in San Antonio, Texas  
Son of Larry and Allison Blake • Siblings: Carolina, Walker and Macey

• Third-year walkon

• Participated in the SEC Leadership Council in the summer of 2023.

• Named to the **SEC First-Year Academic Honor Roll (2021-22)** and the **2022-23 SEC Winter Academic Honor Roll.**

• Made the University's Chancellor's List (4.0 GPA) and the **Department's Champions Honor Roll (4.0 GPA) for Fall 2022 and Fall 2023.**

### 2023-24 (Junior):

• Grabbed a rebound and went 1-for-2 at the line versus Alcorn State

### 2022-23 (Sophomore):

• Played in nine games ... Scored his first career points in the win over Georgia, converting an old-fashioned, 3-point play with 27 seconds left ... Grabbed his first career rebound in the win over Fordham ... Had a career-high two boards versus UNC Asheville.

### 2021-22 (Freshman):

• Made the team as a walkon ... Played in five games, including Arkansas' second-round NCAA Tournament win over New Mexico State.



### LAWSON BLAKE CAREER STATISTICS

Year	GP	GS	Min	Avg	FG	FGA	Pct	3FG	3FGA	Pct	FT	FTA	Pct	Off	Def	Tot	Avg	PF	FO	Ast	TO	Blk	Stl	Pts	Avg
2021-22	5	0	5	1.0	0	0	.000	0	0	.000	0	0	.000	0	0	0	0.0	0	0	0	0	0	0	0	0.0
2022-23	9	0	13	1.4	1	4	.250	0	0	.000	1	3	.333	1	3	4	0.4	1	0	0	1	0	0	3	0.3
2023-24	2	0	2	1.0	0	0	.000	0	0	.000	1	2	.500	0	1	1	0.5	0	0	0	0	0	0	1	0.5
<b>TOTAL</b>	<b>16</b>	<b>0</b>	<b>20</b>	<b>1.3</b>	<b>1</b>	<b>4</b>	<b>.250</b>	<b>0</b>	<b>0</b>	<b>.000</b>	<b>2</b>	<b>5</b>	<b>.400</b>	<b>1</b>	<b>4</b>	<b>5</b>	<b>0.3</b>	<b>1</b>	<b>0</b>	<b>0</b>	<b>1</b>	<b>0</b>	<b>0</b>	<b>4</b>	<b>0.3</b>



# ARKANSAS RAZORBACKS

## 2023-24 SEASON RESULTS & LEADERS

RECORD:	OVERALL	HOME	AWAY	NEUTRAL
ALL GAMES	9-6	7-2	0-1	2-3
CONFERENCE	0-2	0-1	0-1	0-0
NON-CONFERENCE	9-4	7-1	0-0	2-3

DATE	TIME (CT)	R A N K	OPPONENT	TV	RESULT	ATTEND	RECORD	(SEC)	HIGH POINTS	HIGH REBOUNDS
11/06/23	7:00 pm	14/14 --/--	ALCORN	SEC Network Plus	W 93-59	19200	1-0	--	(21)Khalif Battle	(8)Jalen Graham
11/10/23	7:00 pm	14/14 --/--	GARDNER-WEBB	SEC Network Plus	W 86-68	19200	2-0	--	(21)Khalif Battle	(7)Trevon Brazile
11/13/23	7:00 pm	14/14 --/--	OLD DOMINION	SEC Network Plus	W 86-77	19200	3-0	--	(17)El Ellis	(10)Makhi Mitchell
11/17/23	7:00 pm	14/14 --/--	UNC GREENSBORO	SEC Network Plus	72-78 L	19200	3-1	--	(21)Tramon Mark	(9)Trevon Brazile
11/22/23	7:30 pm	+ 20/RV --/--	vs Stanford	ESPNU	20T W 77-74	820	4-1	--	(25)Tramon Mark	(17)Trevon Brazile
11/23/23	5:00 pm	+ 20/RV RV/RV	vs Memphis	ESPN	79-84 L	982	4-2	--	(21)Khalif Battle	(10)Trevon Brazile
11/24/23	1:00 pm	+ 20/RV 14/14	vs North Carolina	ESPN2	72-87 L	1456	4-3	--	(34)Tramon Mark	(5)Tramon Mark
11/29/23	8:25 pm	% RV/RV 7/7	DUKE	ESPN	W 80-75	✓ 20344	5-3	--	(21)Khalif Battle	(11)Trevon Brazile
12/04/23	7:00 pm	RV/-- --/--	FURMAN	SEC Network Plus	W 97-83	19200	6-3	--	(25)Khalif Battle	(10)Davonte Davis
12/09/23	3:00 pm	@ RV/-- 19/22	vs Oklahoma	ESPN2	70-79 L	17485	6-4	--	(13)Khalif Battle	(6)Makhi Mitchell
12/16/23	5:15 pm	& --/-- --/--	vs Lipscomb	SEC Network Plus	W 69-66	16361	7-4	--	(17)Tramon Mark	(6)Trevon Brazile
12/21/23	6:00 pm	--/-- --/--	ABILENE CHRISTIAN	SEC Network	W 83-73	19200	8-4	--	(25)Tramon Mark	(11)Tramon Mark
12/30/23	4:00 pm	--/-- --/--	UNCW	SEC Network	W 106-90	19200	9-4	--	(32)Keyon Menifield Jr.	(8)Trevon Brazile
01/06/24	1:00 pm	* --/-- 25/24	AUBURN	ESPN2	51-83 L	19200	9-5	0-1	(14)Keyon Menifield Jr.	(7)Trevon Brazile
01/10/24	9:00 pm	* --/-- --/--	at Georgia	ESPNU	66-76 L	7820	9-6	0-2	(24)Tramon Mark	(7)Tramon Mark

✓ - Bud Walton Arena Record

Home Games in CAPS | \* - Southeastern Conference game | + Bad Boy Mowers Battle 4 Atlantis (Paradise Island, Bahamas - Imperial Arena) | % - SEC/ACC Challenge |  
 @ - played in Tulsa, Okla. (BOK Center) | & - played in North Little Rock (Simmons Bank Arena) | ^ - SEC Tournament (Nashville, Tenn. - Bridgestone Arena) |

ATTENDANCE SUMMARY	GAMES	TOTALS	AVG/GAME
HOME	9	173944	19327
AWAY	1	7820	7820
NEUTRAL	5	37104	7421
TOTAL	15	218868	14591

# ARKANSAS RAZORBACKS

## 2023-24 COMBINED REPORT

RECORD:	OVERALL	HOME	AWAY	NEUTRAL
ALL GAMES	9-6	7-2	0-1	2-3
CONFERENCE	0-2	0-1	0-1	0-0
NON-CONFERENCE	9-4	7-1	0-0	2-3

#	Player	GP	GS	Min	Avg	• TOTAL •			• 3-PTS •			• REBOUNDS •				PF FO		A TO Blk Stl				Pts Avg				
						FG	FGA	Pct	3FG	FGA	Pct	FT	FTA	Pct	Off									Def	Tot	Avg
12	Tramon Mark	14	11	421	30.1	82	152	.539	17	44	.386	57	72	.792	4	48	52	3.7	39	1	23	19	8	12	238	17.0
0	Khalif Battle	15	0	346	23.1	47	124	.379	25	62	.403	74	90	.822	1	39	40	2.7	40	2	18	22	1	7	193	12.9
1	Keyon Menifield Jr.	5	3	129	25.8	18	45	.400	7	22	.318	16	24	.667	3	13	16	3.2	5	0	14	10	0	2	59	11.8
2	Trevon Brazile	15	15	426	28.4	52	104	.500	17	44	.386	27	39	.692	31	71	102	6.8	35	1	9	28	22	10	148	9.9
4	Davonte Davis	15	14	465	31.0	37	100	.370	10	39	.256	21	29	.724	15	52	67	4.5	40	0	38	19	0	9	105	7.0
11	Jalen Graham	11	1	141	12.8	32	56	.571	0	0	.000	7	17	.412	17	19	36	3.3	16	0	3	6	9	3	71	6.5
15	Makhi Mitchell	15	4	215	14.3	34	49	.694	0	0	.000	14	20	.700	10	40	50	3.3	32	1	14	17	18	6	82	5.5
3	El Ellis	15	8	230	15.3	26	71	.366	6	25	.240	20	26	.769	3	22	25	1.7	11	0	26	17	2	4	78	5.2
8	Chandler Lawson	15	10	211	14.1	30	54	.556	4	10	.400	8	14	.571	15	39	54	3.6	27	0	6	10	20	6	72	4.8
24	Jeremiah Davenport	13	6	187	14.4	20	60	.333	11	42	.262	9	12	.750	7	12	19	1.5	14	0	10	6	6	5	60	4.6
6	Layden Blocker	14	2	184	13.1	18	35	.514	0	4	.000	18	28	.643	9	14	23	1.6	26	1	15	12	4	12	54	3.9
5	Joseph Pinion	10	1	43	4.3	4	11	.364	1	6	.167	7	9	.778	0	5	5	0.5	5	0	0	3	2	3	16	1.6
10	Baye Fall	5	0	27	5.4	1	2	.500	0	0	.000	3	10	.300	3	7	10	2.0	8	1	0	4	5	3	5	1.0
7	Denijay Harris	6	0	19	3.2	1	3	.333	0	0	.000	3	8	.375	3	4	7	1.2	1	0	3	3	0	0	5	0.8
45	Lawson Blake	2	0	2	1.0	0	0	.000	0	0	.000	1	2	.500	0	1	1	0.5	0	0	0	0	0	0	1	0.5
21	Cade Arbogast	3	0	4	1.3	0	2	.000	0	0	.000	0	0	.000	0	0	0	0.0	1	0	0	0	0	0	0	0.0
TEAM.....															18	36	54	3.6	0		12				0	
The Hogs.....		15				402	868	.463	98	298	.329	285	400	.713	139	422	561	37.4	300	7	179	188	97	82	1187	79.1
Opponents.....		15				400	947	.422	114	339	.336	238	339	.702	161	375	536	35.7	321	-	194	167	30	97	1152	76.8

Team Statistics	ARK	OPP
<b>SCORING</b>	<b>1187</b>	<b>1152</b>
Points per game	79.1	76.8
Scoring margin	+2.3	-
<b>FIELD GOALS-ATT</b>	<b>402-868</b>	<b>400-947</b>
Field goal pct	.463	.422
<b>3 POINT FG-ATT</b>	<b>98-298</b>	<b>114-339</b>
3-point FG pct	.329	.336
3-pt FG made per game	6.5	7.6
<b>FREE THROWS-ATT</b>	<b>285-400</b>	<b>238-339</b>
Free throw pct	.713	.702
F-Throws made per game	19.0	15.9
<b>REBOUNDS</b>	<b>561</b>	<b>536</b>
Rebounds per game	37.4	35.7
Rebounding margin	+1.7	-
<b>ASSISTS</b>	<b>179</b>	<b>194</b>
Assists per game	11.9	12.9
<b>TURNOVERS</b>	<b>188</b>	<b>167</b>
Turnovers per game	12.5	11.1
Turnover margin	-1.4	-
Assist/turnover ratio	1.0	1.2
<b>STEALS</b>	<b>82</b>	<b>97</b>
Steals per game	5.5	6.5
<b>BLOCKS</b>	<b>97</b>	<b>30</b>
Blocks per game	6.5	2.0
<b>ATTENDANCE</b>	<b>173944</b>	<b>44924</b>
Home games-Avg/Game	9-19327	1-7820
Neutral site-Avg/Game	-	5-7421

SCORE BY PERIODS:	1st	2nd	OT	OT2	Total
Arkansas	521	648	7	11	1187
Opponents	509	628	7	8	1152

Date	Ark. Rank	Opponent	Result	Score	Attend
11/06/23	14/14	ALCORN	W	93-59	19200
11/10/23	14/14	GARDNER-WEBB	W	86-68	19200
11/13/23	14/14	OLD DOMINION	W	86-77	19200
11/17/23	14/14	UNC GREENSBORO	L	72-78	19200
+ 11/22/23	20/RV	vs Stanford	2OT W	77-74	820
+ 11/23/23	20/RV	vs Memphis	L	79-84	982
+ 11/24/23	20/RV	vs #14/14 North Carolina	L	72-87	1456
% 11/29/23	RV/RV	#7/7 DUKE	W	80-75	✓ 20344
12/04/23	RV/--	FURMAN	W	97-83	19200
@ 12/09/23	RV/--	vs #19/22 Oklahoma	L	70-79	17485
& 12/16/23	--/--	vs Lipscomb	W	69-66	16361
12/21/23	--/--	ABILENE CHRISTIAN	W	83-73	19200
12/30/23	--/--	UNCW	W	106-90	19200
* 01/06/24	--/--	#25/24 AUBURN	L	51-83	19200
* 01/10/24	--/--	at Georgia	L	66-76	7820

### ✓ - BUD WALTON ARENA RECORD

\* = SEC game || + Bad Boy Mowers Battle 4 Atlantis (Paradise Island, Bahamas (Imperial Arena)) || % = Big 12/SEC Challenge  
 @ = played in Tulsa, Okla. (BOK Center) || & = played in North Little Rock (Simmons Bank Arena)  
 ^ = SEC Tournament (Nashville, Tenn. - Bridgestone Arena)

# ARKANSAS RAZORBACKS

## 2023-24 SEASON STATISTICS • ALL GAMES



RECORD:	OVERALL	HOME	AWAY	NEUTRAL
ALL GAMES	9-6	7-2	0-1	2-3
CONFERENCE	0-2	0-1	0-1	0-0
NON-CONFERENCE	9-4	7-1	0-0	2-3

#	Player	GPGS	Min	Avg	• TOTAL •			• 3-PTS •			• REBOUNDS •															
					FG	FGA	Pct	3FG	FGA	Pct	FT	FTA	Pct	Off	Def	Tot	Avg	PFFO	A	TO	Blk	St	Pts	Avg		
12	Tramon Mark	14	11	421	30.1	82	152	.539	17	44	.386	57	72	.792	4	48	52	3.7	39	1	23	19	8	12	238	17.0
0	Khalif Battle	15	0	346	23.1	47	124	.379	25	62	.403	74	90	.822	1	39	40	2.7	40	2	18	22	1	7	193	12.9
1	Keyon Menifield Jr.	5	3	129	25.8	18	45	.400	7	22	.318	16	24	.667	3	13	16	3.2	5	0	14	10	0	2	59	11.8
2	Trevon Brazile	15	15	426	28.4	52	104	.500	17	44	.386	27	39	.692	31	71	102	6.8	35	1	9	28	22	10	148	9.9
4	Davonte Davis	15	14	465	31.0	37	100	.370	10	39	.256	21	29	.724	15	52	67	4.5	40	0	38	19	0	9	105	7.0
11	Jalen Graham	11	1	141	12.8	32	56	.571	0	0	.000	7	17	.412	17	19	36	3.3	16	0	3	6	9	3	71	6.5
15	Makhi Mitchell	15	4	215	14.3	34	49	.694	0	0	.000	14	20	.700	10	40	50	3.3	32	1	14	17	18	6	82	5.5
3	Ei Ellis	15	8	230	15.3	26	71	.366	6	25	.240	20	26	.769	3	22	25	1.7	11	0	26	17	2	4	78	5.2
8	Chandler Lawson	15	10	211	14.1	30	54	.556	4	10	.400	8	14	.571	15	39	54	3.6	27	0	6	10	20	6	72	4.8
24	Jeremiah Davenport	13	6	187	14.4	20	60	.333	11	42	.262	9	12	.750	7	12	19	1.5	14	0	10	6	6	5	60	4.6
6	Layden Blocker	14	2	184	13.1	18	35	.514	0	4	.000	18	28	.643	9	14	23	1.6	26	1	15	12	4	12	54	3.9
5	Joseph Pinion	10	1	43	4.3	4	11	.364	1	6	.167	7	9	.778	0	5	5	0.5	5	0	0	3	2	3	16	1.6
10	Baye Fall	5	0	27	5.4	1	2	.500	0	0	.000	3	10	.300	3	7	10	2.0	8	1	0	4	5	3	5	1.0
7	Denijay Harris	6	0	19	3.2	1	3	.333	0	0	.000	3	8	.375	3	4	7	1.2	1	0	3	3	0	0	5	0.8
45	Lawson Blake	2	0	2	1.0	0	0	.000	0	0	.000	1	2	.500	0	1	1	0.5	0	0	0	0	0	0	1	0.5
21	Cade Arbogast	3	0	4	1.3	0	2	.000	0	0	.000	0	0	.000	0	0	0	0.0	1	0	0	0	0	0	0	0.0
TEAM.....															18	36	54	3.6	0			12			0	
Arkansas.....		15				402	868	.463	98	298	.329	285	400	.713	139	422	561	37.4	300	7	179	188	97	82	1187	79.1
Opponents.....		15				400	947	.422	114	339	.336	238	339	.702	161	375	536	35.7	321	-	194	167	30	97	1152	76.8

SCORE BY PERIODS:	1st	2nd	OT	OT2	Total
Arkansas	521	648	7	11	1187
Opponents	509	628	7	8	1152

DEADBALL REBOUNDS:	OFF	DEF	TOTAL
Arkansas	61	9	70
Opponents	56	6	62

# ARKANSAS RAZORBACKS

## 2023-24 STATISTICS • SEC GAMES ONLY



RECORD:	OVERALL	HOME	AWAY
SEC ONLY	0-2	0-1	0-1

##	Player	GPGS	Min	Avg	• TOTAL •			• 3-PTS •			• REBOUNDS •			PF	FO	A	TO	Blk	St	Pts	Avg					
					FG	FGA	Pct	3FG	FGA	Pct	FT	FTA	Pct									Off	Def	Tot	Avg	
12	Tramon Mark	2	2	65	32.5	10	22	.455	1	7	.143	13	14	.929	1	11	12	6.0	4	0	5	3	3	34	17.0	
2	Trevon Brazile	2	2	66	33.0	8	16	.500	2	9	.222	2	4	.500	4	9	13	6.5	4	0	0	4	3	0	20	10.0
1	Keyon Menifield Jr.	2	2	47	23.5	5	20	.250	4	11	.364	0	3	.000	0	3	3	1.5	1	0	5	3	0	2	14	7.0
24	Jeremiah Davenport	1	0	22	22.0	3	7	.429	1	5	.200	0	0	.000	1	3	4	4.0	2	0	1	0	0	0	7	7.0
11	Jalen Graham	2	1	32	16.0	6	16	.375	0	0	.000	1	6	.167	5	2	7	3.5	3	0	0	1	1	2	13	6.5
4	Davonte Davis	2	1	57	28.5	3	10	.300	0	4	.000	3	3	1.000	1	6	7	3.5	7	0	1	3	0	0	9	4.5
15	Makhi Mitchell	2	1	32	16.0	4	7	.571	0	0	.000	1	1	1.000	1	8	9	4.5	5	0	4	4	3	1	9	4.5
0	Khalif Battle	2	0	41	20.5	2	12	.167	1	5	.200	2	4	.500	0	3	3	1.5	4	0	3	2	1	1	7	3.5
8	Chandler Lawson	2	1	15	7.5	1	5	.200	1	3	.333	0	0	.000	0	0	0	0.0	2	0	0	3	0	1	3	1.5
10	Baye Fall	1	0	4	4.0	0	0	.000	0	0	.000	1	2	.500	0	0	0	0.0	0	0	0	0	0	0	1	1.0
3	Ei Ellis	2	0	8	4.0	0	2	.000	0	1	.000	0	0	.000	0	1	1	0.5	0	0	0	1	0	0	0	0.0
7	Denijay Harris	1	0	3	3.0	0	1	.000	0	0	.000	0	0	.000	0	0	0	0.0	0	0	0	0	0	0	0	0.0
6	Layden Blocker	2	0	2	1.0	0	0	.000	0	0	.000	0	0	.000	0	0	0	0.0	1	0	0	1	0	0	0	0.0
5	Joseph Pinion	1	0	6	6.0	0	0	.000	0	0	.000	0	0	.000	0	2	2	2.0	0	0	0	2	0	0	0	0.0
TEAM.....															4	6	10	5.0	0			1			0	
Razorbacks.....		2				42	118	.356	10	45	.222	23	37	.622	17	54	71	35.5	33	0	19	28	11	10	117	58.5
Opponents.....		2				59	130	.454	16	45	.356	25	33	.758	20	66	86	43.0	35	-	29	20	10	12	159	79.5

SCORE BY PERIODS:	1st	2nd	Total
Arkansas	54	63	117
Opponents	71	88	159

DEADBALL REBOUNDS:	OFF	DEF	TOTAL
Arkansas	7	1	8
Opponents	4	0	4



## 2023-24 RAZORBACK GAME-BY-GAME STATISTICS

Opponent	Date	Score	W/L	• TOTAL •			• 3-PTRS •						• REBOUNDS •										
				FG	FGA	Pct	3FG	FGA	Pct	FT	FTA	Pct	Off	Def	Tot	Avg	PF	A	TO	Blk	Stl	Pts	Avg
ALCORN	11/06/23	93-59	W	28	54	.519	12	30	.400	25	37	.676	14	30	44	44.0	22	20	15	4	10	93	93.0
GARDNER-WEBB	11/10/23	86-68	W	30	60	.500	7	18	.389	19	31	.613	7	39	46	45.0	20	11	10	15	4	86	89.5
OLD DOMINION	11/13/23	86-77	W	30	59	.508	8	19	.421	18	29	.621	8	27	35	41.7	12	15	4	6	3	86	88.3
UNC GREENSBORO	11/17/23	72-78	L	24	55	.436	4	23	.174	20	25	.800	6	24	30	38.8	22	7	13	6	4	72	84.2
vs Stanford	11/22/23	77-74	Wot	23	76	.303	5	19	.263	26	33	.788	21	31	52	41.4	23	6	13	5	9	77	82.8
vs Memphis	11/23/23	79-84	L	26	55	.473	7	18	.389	20	27	.741	13	20	33	40.0	25	7	18	2	4	79	82.2
vs North Carolina	11/24/23	72-87	L	26	55	.473	5	17	.294	15	20	.750	6	21	27	38.1	27	6	12	6	4	72	80.7
DUKE	11/29/23	80-75	W	26	53	.491	9	22	.409	19	30	.633	5	35	40	38.4	21	17	12	10	6	80	80.6
FURMAN	12/04/23	97-83	W	37	61	.607	8	19	.421	15	21	.714	6	32	38	38.3	19	21	11	10	7	97	82.4
vs Oklahoma	12/09/23	70-79	L	20	50	.400	4	18	.222	26	31	.839	6	19	25	37.0	18	8	13	6	10	70	81.2
vs Lipscomb	12/16/23	69-66	W	30	57	.526	5	15	.333	4	8	.500	8	27	35	36.8	14	17	14	5	4	69	80.1
ABILENE CHRISTIAN	12/21/23	83-73	W	27	52	.519	7	15	.467	22	28	.786	7	38	45	37.5	17	9	17	6	2	83	80.3
UNCW	12/30/23	106-90	W	33	63	.524	7	20	.350	33	43	.767	15	25	40	37.7	27	16	8	5	5	106	82.3
AUBURN	01/06/24	51-83	L	18	58	.310	7	24	.292	8	15	.533	7	25	32	37.3	11	8	13	4	4	51	80.1
at Georgia	01/10/24	66-76	L	24	60	.400	3	21	.143	15	22	.682	10	29	39	37.4	22	11	15	7	6	66	79.1
Arkansas		1187		402	868	.463	98	298	.329	285	400	.713	139	422	561	37.4	300	179	188	97	82	1187	79.1
Opponents		1152		400	947	.422	114	339	.336	238	339	.702	161	375	536	35.7	321	194	167	30	97	1152	76.8

Games played: 15

Points/game: 79.1

FG Pct: 46.3

3FG Pct: 32.9

FT Pct: 71.3

Rebounds/game: 37.4

Assists/game: 11.9

Turnovers/game: 12.5

Assist/turnover ratio: 1.0

Steals/game: 5.5

Blocks/game: 6.5

## 2023-24 OPPONENT GAME-BY-GAME STATISTICS

Opponent	Date	Score	W/L	• TOTAL •			• 3-PTRS •			• REBOUNDS •				PF	A	TO	Blk	Stl	Pts	Avg			
				FG	FGA	Pct	3FG	FGA	Pct	FT	FTA	Pct	Off								Def	Tot	Avg
ALCORN	11/06/23	93-59	W	20	51	.392	3	9	.333	16	26	.615	7	19	26	26.0	27	7	16	3	7	59	59.0
GARDNER-WEBB	11/10/23	86-68	W	25	72	.347	6	23	.261	12	21	.571	11	29	40	33.0	19	14	10	0	9	68	63.5
OLD DOMINION	11/13/23	86-77	W	31	71	.437	11	24	.458	4	5	.800	12	27	39	35.0	22	14	10	1	3	77	68.0
UNC GREENSBORO	11/17/23	72-78	L	26	54	.481	9	24	.375	17	23	.739	5	27	32	34.2	22	15	10	1	8	78	70.5
vs Stanford	11/22/23	77-74	Wot	26	65	.400	9	30	.300	13	24	.542	12	34	46	36.6	23	16	19	0	4	74	71.2
vs Memphis	11/23/23	79-84	L	26	53	.491	8	24	.333	24	30	.800	9	15	24	34.5	20	14	13	7	10	84	73.3
vs North Carolina	11/24/23	72-87	L	28	57	.491	6	14	.429	25	35	.714	13	25	38	35.0	24	11	10	0	3	87	75.3
DUKE	11/29/23	80-75	W	24	67	.358	6	22	.273	21	31	.677	11	23	34	34.9	24	10	8	3	7	75	75.2
FURMAN	12/04/23	97-83	W	28	73	.384	12	32	.375	15	20	.750	15	20	35	34.9	20	15	11	1	7	83	76.1
vs Oklahoma	12/09/23	70-79	L	25	49	.510	7	18	.389	22	28	.786	8	25	33	34.7	22	11	15	0	6	79	76.4
vs Lipscomb	12/16/23	69-66	W	26	67	.388	7	30	.233	7	9	.778	12	22	34	34.6	13	10	9	1	8	66	75.5
ABILENE CHRISTIAN	12/21/23	83-73	W	28	72	.389	4	16	.250	13	20	.650	11	23	34	34.6	21	15	8	1	10	73	75.2
UNCW	12/30/23	106-90	W	28	66	.424	10	28	.357	24	34	.706	15	20	35	34.6	29	13	8	2	3	90	76.4
AUBURN	01/06/24	51-83	L	34	70	.486	7	18	.389	8	11	.727	11	35	46	35.4	14	16	7	5	5	83	76.9
at Georgia	01/10/24	66-76	L	25	60	.417	9	27	.333	17	22	.773	9	31	40	35.7	21	13	13	5	7	76	76.8
Opponents		1152		400	947	.422	114	339	.336	238	339	.702	161	375	536	35.7	321	194	167	30	97	1152	76.8
Arkansas		1187		402	868	.463	98	298	.329	285	400	.713	139	422	561	37.4	300	179	188	97	82	1187	79.1

Games played: 15

Points/game: 76.8

FG Pct: 42.2

3FG Pct: 33.6

FT Pct: 70.2

Rebounds/game: 35.7

Assists/game: 12.9

Turnovers/game: 11.1

Assist/turnover ratio: 1.2

Steals/game: 6.5

Blocks/game: 2.0

# 2023-24 ARKANSAS RAZORBACKS GAME HIGHS AND LEADERS

Opponent	DATE	SCORE	RESULT	POINTS	REBOUNDS	ASSISTS	STEALS	BLOCKED SHOTS
ALCORN	11/06/23	93-59	W	21-Khalif Battle	8-Jalen Graham	5-Davonte Davis	2-Baye Fall Joseph Pinion	2-Baye Fall
GARDNER-WEBB	11/10/23	86-68	W	21-Khalif Battle	7-Trevon Brazile	3-EI Ellis	1-EI Ellis Davonte Davis Baye Fall Chandler Lawson	5-Trevon Brazile
OLD DOMINION	11/13/23	86-77	W	17-EI Ellis	10-Makhi Mitchell	8-EI Ellis	1-EI Ellis Davonte Davis Trevon Brazile	4-Trevon Brazile
UNC GREENSBORO	11/17/23	72-78	L	21-Tramon Mark	9-Trevon Brazile	3-Davonte Davis	3-Tramon Mark	2-Trevon Brazile Jeremiah Davenport
vs Stanford	11/22/23	77-74	WOT	25-Tramon Mark	17-Trevon Brazile	3-Davonte Davis	3-Layden Blocker	5-Chandler Lawson
vs Memphis	11/23/23	79-84	L	21-Khalif Battle	10-Trevon Brazile	3-EI Ellis	2-Trevon Brazile	2-Makhi Mitchell
vs North Carolina	11/24/23	72-87	L	34-Tramon Mark	5-Tramon Mark	2-Chandler Lawson	3-Layden Blocker	2-Trevon Brazile
DUKE	11/29/23	80-75	W	21-Khalif Battle	11-Trevon Brazile	6-EI Ellis	2-Layden Blocker	6-Chandler Lawson
FURMAN	12/04/23	97-83	W	25-Khalif Battle	10-Davonte Davis	8-Davonte Davis	2-Tramon Mark	3-Layden Blocker Chandler Lawson
vs Oklahoma	12/09/23	70-79	L	13-Khalif Battle	6-Makhi Mitchell	2-Makhi Mitchell Jalen Graham Tramon Mark	2-Makhi Mitchell Trevon Brazile	3-Makhi Mitchell
vs Lipscomb	12/16/23	69-66	W	17-Tramon Mark	6-Trevon Brazile	4-Layden Blocker	2-Jeremiah Davenport Layden Blocker	2-Jalen Graham
ABILENE CHRISTIAN	12/21/23	83-73	W	25-Tramon Mark	11-Tramon Mark	2-Tramon Mark Davonte Davis Keyon Menifield Jr.	1-Trevon Brazile Khalif Battle	2-Jalen Graham Chandler Lawson
UNCW	12/30/23	106-90	W	32-Keyon Menifield Jr.	8-Trevon Brazile	6-Davonte Davis	3-Davonte Davis	2-Makhi Mitchell
AUBURN	01/06/24	51-83	L	14-Keyon Menifield Jr.	7-Trevon Brazile	4-Keyon Menifield Jr.	2-Jalen Graham	3-Trevon Brazile
at Georgia	01/10/24	66-76	L	24-Tramon Mark	7-Tramon Mark	3-Khalif Battle Makhi Mitchell Tramon Mark	3-Tramon Mark	3-Makhi Mitchell Tramon Mark

LED TEAM IN POINTS (including ties)	LED TEAM IN REBS (including ties)	LED TEAM IN ASSISTS (including ties)	LED TEAM IN STEALS (including ties)	LED TEAM IN BLKS (including ties)
Mark 6	Brazile 8	Davis 6	Blocker 4	Brazile 5
Battle 6	Mitchell 2	Ellis 4	Brazile 4	Lawson 4
Menifield 2	Mark 2	Mark 3	Davis 3	Mitchell 4
Ellis 1	Graham 1	Menifield 2	Mark 3	Graham 2
	Mark 1	Mitchell 2	Fall 2	Mark 1
	Davis 1	Blocker 1	Ellis 2	Davenport 1
		Lawson 1	Davenport 1	Fall 1
		Graham 1	Pinion 1	Blocker 1
		Battle 1	Lawson 1	
			Mitchell 1	
			Battle 1	
			Graham 1	



# ARKANSAS RAZORBACKS

				0	1	2	3	4	5	6	7	8	10	11	12	15	21	24	45
Opponent	Date	Score	WL	Battle	Menifield	Brazile	Ellis	Davis	Pinion	Blocker	Harris	Lawson	Fall	Graham	Mark	Mitchell	Arbogast	Davenport	Blake
ALCORN	11/06/23	93-59	W	21-3-2	--	13-6-0	8-0-4	5-5-5	7-1-0	0-0-1	5-7-2	2-2-0	4-4-0	8-8-0	16-1-3	0-0-0	0-0-0	3-3-3	1-1-0
GW	11/10/23	86-68	W	21-4-1	--	10-7-0	13-6-3	4-5-2	5-0-0	DNP	0-0-1	5-3-0	0-4-0	4-3-0	14-3-2	5-5-2	0-0-0	5-3-0	0-0-0
ODU	11/13/23	86-77	W	13-2-1	--	11-4-2	17-3-8	16-5-2	DNP	0-0-0	DNP	2-2-0	DNP	2-0-0	7-6-1	15-10-1	DNP	3-1-0	DNP
UNCG	11/17/23	72-78	L	11-6-2	--	9-9-0	19-4-0	10-6-3	0-0-0	0-0-0	DNP	0-1-0	DNP	DNP-Inj	21-2-1	2-0-1	DNP	0-0-0	DNP
vs STAN	11/22/23	77-74	WOT	9-1-0	--	14-17-2	0-0-0	10-6-3	0-1-0	4-2-0	DNP	9-13-0	DNP	DNP-Inj	25-1-1	6-3-0	DNP	0-0-0	DNP
vs MEM	11/23/23	79-84	L	21-2-0	--	13-10-1	0-1-3	15-3-1	0-0-0	9-3-1	DNP	5-3-0	DNP	DNP-Inj	12-1-0	4-2-1	DNP	DNP-Inj	DNP
vs UNC	11/24/23	72-87	L	9-4-1	--	0-2-1	0-2-0	0-1-0	0-0-0	11-2-1	0-0-0	4-3-2	0-1-0	DNP-Inj	34-5-0	5-1-0	DNP	9-1-1	DNP
DUKE	11/29/23	80-75	W	21-5-5	--	19-11-0	9-3-6	3-3-2	DNP	9-3-1	DNP	7-8-1	0-1-0	0-0-0	DNP-Inj	6-3-1	DNP	6-0-1	DNP
FURMAN	12/04/23	97-83	W	25-1-1	--	13-4-0	3-3-2	7-10-8	DNP	9-5-5	DNP	19-3-1	DNP	2-3-0	7-3-2	8-2-1	DNP	4-0-1	DNP
vs OU	12/09/23	70-79	L	13-2-1	--	0-1-1	5-0-0	4-4-0	4-1-0	7-2-0	DNP	0-0-0	DNP	8-5-2	8-2-2	9-6-2	DNP	12-1-0	DNP
vs LIP	12/16/23	69-66	W	2-2-0	2-3-2	6-6-1	0-0-0	4-3-3	0-0-0	2-4-4	0-0-0	4-1-0	DNP	11-1-1	17-3-3	12-5-0	DNP	9-4-3	DNP
ACU	12/21/23	83-73	W	18-4-0	11-6-2	8-4-0	0-0-0	4-3-2	DNP	0-0-1	DNP	9-10-1	DNP	7-3-0	25-11-2	1-3-1	DNP	0-1-0	DNP
UNCW	12/30/23	106-90	W	2-1-1	32-4-5	12-8-1	4-2-0	14-6-6	0-0-0	3-2-1	0-0-0	3-5-1	DNP	16-6-0	18-2-1	0-1-0	0-0-0	2-1-0	DNP
AUB	01/06/24	51-83	L	4-2-0	14-3-4	11-7-0	0-1-0	2-1-1	0-2-0	0-0-0	0-0-0	3-0-0	1-0-0	4-6-0	10-5-2	2-3-1	DNP	DNP	DNP
at UGA	01/10/24	66-76	L	3-1-3	0-0-1	9-6-0	0-0-0	7-6-0	DNP	0-0-0	DNP	0-0-0	DNP	9-1-0	24-7-3	7-6-3	DNP	7-4-1	DNP

# ARKANSAS RAZORBACKS

Date	Opponent				1st SUB(S)			Outcome
Nov. 6	Alcorn	Ellis	Davis	Mark	Brazile	Lawson	Mitchell	W, 93-59
Nov 10	GWU	Ellis	Davis	Mark	Brazile	Lawson	Battle/Mitchell	W, 86-68
Nov 13	ODU	Ellis	Davis	Mark	Brazile	Lawson	Mitchell/Battle	W, 86-77
Nov 17	UNCG	Ellis	Davis	Mark	Brazile	Davenport	Battle	L, 72-78
Nov 22	Stanford	Davis	Mark	Davenport	Brazile	Mitchell	Lawson	2OT W, 77-74
Nov 23	Memphis	Blocker	Davis	Mark	Brazile	Mitchell	Battle/Ellis	L, 79-84
Nov 24	UNC	Blocker	Davis	Mark	Brazile	Mitchell	Ellis/Battle	L, 72-87
Nov 29	DUKE	Ellis	Davis	Davenport	Brazile	Lawson	Battle	W, 80-75
Dec. 4	FURMAN	Ellis	Davis	Davenport	Brazile	Lawson	Battle	W, 97-83
Dec. 9	Oklahoma	Ellis	Davis	Mark	Brazile	Lawson	Battle	L, 70-79
Dec. 16	Lipscomb	Davis	Pinion	Davenport	Brazile	Lawson	Mitchell/Mark	W, 69-66
Dec. 21	ACU	Ellis	Davis	Davenport	Brazile	Lawson	Mark	W, 83-73
Dec. 30	UNCW	Menifield	Davis	Mark	Brazile	Lawson	Battle/Graham/ Pinion/Harris/Ellis	W, 106-90
Jan 6	AUB	Menifield	Mark	Brazile	Graham	Lawson	Davis	L, 51-83
Jan 10	@ UGA	Menifield	Davis	Mark	Brazile	Mitchell	Graham	L, 66-76

RECORD BY LINEUP:							
Ellis	Davis	Mark	Brazile	Lawson	3-1	Brazile	15 9-6
Ellis	Davis	Mark	Davenport	Brazile	0-1	Davis	14 9-5
Davis	Mark	Davenport	Brazile	Mitchell	1-0	Mark	11 5-6
Blocker	Davis	Mark	Brazile	Mitchell	0-2	Lawson	10 8-2
Ellis	Davis	Davenport	Brazile	Lawson	3-0	Ellis	8 6-2
Davis	Pinion	Davenport	Brazile	Lawson	1-0	Davenport	6 5-1
Menifield	Davis	Mark	Brazile	Lawson	1-0	Mitchell	4 1-3
Menifield	Mark	Brazile	Graham	Lawson	0-1	Menifield	3 1-2
Menifield	Davis	Mark	Brazile	Mitchell	0-1	Blocker	2 0-2
						Graham	1 0-1
						Pinion	1 1-0
RECORD BY 1ST SUB (including ties)							
Battle	9	6-3					
Mitchell	4	4-0					
Ellis	3	1-2					
Mark	2	2-0					
Graham	2	1-1					
Lawson	1	1-0					
Pinion	1	1-0					
Harris	1	1-0					
Davis	1	0-					

# ARKANSAS RAZORBACKS

## 2023-24 SPECIALTY STATS (ARKANSAS/OPPONENT)

Opponent	Pts Off TO	Pts In Paint	2nd Chance	Fast Break	Bench	Lead Chng	Ties	Ark Largest Lead			Best Ark Run	Opp Largest Lead			Best Opp Run	Ark Led	Opp Led	Gm Tied
ALCORN	<b>22</b> / 11	32 / 30	8 / 8	18 / 13	49 / 17	0	0	<b>37</b>	0:50	2nd	9-0	--	--	--	6-0	<b>39:41</b>	--	0:19
GARDNER-WEBB	11 / 15	36 / 36	7 / 14	16 / 8	40 / 19	7	6	26	4:30	2nd	9-0	8	16:25	1st	8-0	27:24	9:55	2:41
OLD DOMINION	18 / 5	44 / 32	15 / <b>16</b>	9 / 21	33 / 40	1	1	14	5:06	2nd	10-0	3	17:35	1st	8-0	36:01	2:31	1:28
UNC GREENSBORO	8 / 16	30 / 32	7 / 7	14 / 6	13 / 27	1	2	2	19:42	1st	6-0	15	18:11	2nd	7-0	1:26	<b>35:35</b>	2:59
vs Stanford	12 / 10	32 / 30	<b>21</b> / 7	4 / 7	22 / 14	10	<b>11</b>	4	3:45	OT1	8-0	<b>9</b>	<b>15:25</b>	<b>2nd</b>	8-0	14:29	<b>26:32</b>	<b>9:22</b>
vs Memphis	10 / <b>27</b>	20 / 32	14 / 14	4 / 15	26 / 22	14	9	5	5:20	1st	6-0	10	4:54	2nd	7-0	5:31	30:00	3:29
vs North Carolina	11 / 17	36 / 24	7 / 10	17 / 15	22 / 23	7	7	3	0:565	1st	8-0	15	1:26	2nd	9-0	4:09	33:44	2:07
DUKE	11 / 12	28 / 36	5 / 14	11 / <b>24</b>	36 / 9	<b>16</b>	8	14	8:55	2nd	7-0	3	9:21	1st	6-0	25:20	7:42	6:58
FURMAN	15 / 10	<b>52</b> / 30	6 / 12	<b>23</b> / 16	51 / 24	6	2	20	9:18	2nd	<b>12-0</b>	3	17:42	1st	6-0	36:11	2:26	1:23
vs Oklahoma	16 / 13	26 / 36	8 / 13	13 / 4	53 / 27	6	7	4	14:20	1st	8-0	19	15:20	2nd	12-0	3:55	29:42	6:23
vs Lipscomb	12 / 6	36 / 32	6 / 13	14 / 6	46 / 14	1	1	20	11:59	2nd	9-0	4	18:27	1st	<b>17-0</b>	37:09	1:44	1:07
ACU	7 / 16	38 / 40	9 / 19	7 / 15	<b>62</b> / 23	6	5	13	2:22	2nd	10-0	<b>9</b>	<b>19:45</b>	<b>2nd</b>	10-0	25:52	9:53	4:15
UNCW	9 / 9	30 / <b>50</b>	21 / 25	23 / 23	27 / <b>47</b>	8	8	19	6:22	2nd	7-0	6	9:22	1st	7-0	30:26	4:29	5:05
AUBURN	6 / 10	18 / 48	4 / 13	7 / 17	9 / 46	6	6	<b>6</b>	<b>14:44</b>	<b>1st</b>	8-0	<b>32</b>	0:26	2nd	10-0	5:48	30:30	3:25
at Georgia	10 / 25	34 / 26	10 / 9	6 / 11	19 / 40	0	0	--	--	--	6-0	13	4:57	1st	12-0	--	39:02	0:58

BOLD INDICATES  
SEASON HIGHS

**BLACK BOX** INDICATES  
LARGEST UA LEAD  
IN A LOSS

**RED BOX** INDICATES  
LARGEST UA DEFICIT  
IN A WIN

## LAST TIME AN ARKANSAS PLAYER...

### • SCORING •

**Scored 30 Points: 32 Keyon Menifield Jr. vs UNCW (12/30/23)**

Scored 40 Points: 40 Mason Jones vs Auburn (02/04/20)

Scored 50 Points: 51 Rotnei Clarke vs. Alcorn State (11/13/09)

**RECORD: 51 Rotnei Clarke vs. Alcorn State (11/13/09)**

### • FIELD GOALS MADE •

Made 15 Field Goals: 15 (15-21) Rotnei Clarke vs. Alcorn State (11/13/09)

Made 20 Field Goals: 20 (2-30) Dean Tolson vs. Texas A&M (03/02/74)

**RECORD: 20 (20-30) Dean Tolson vs. Texas A&M (03/02/74)**

### • FIELD GOALS ATTEMPTED •

Attempted 20 Field Goals: 23 (9-23) Nick Smith Jr., at Alabama (02/25/23)

Attempted 25 Field Goals: 26 (11-26) JD Notae vs Mercer (11/09/21)

**RECORD: 30 (20-30) Dean Tolson vs. Texas A&M (03/02/74)**

### • FIELD GOAL PERCENTAGE •

Shot 100% FG (Min. 8 att): 100% Moses Kingsley (8-8) at Missouri (01/12/16)

**RECORD (min 10 att): 100% Darryl Saulsberry (10-10) (01/14/75)**

### • 3-POINTERS MADE •

Made 7 3-pointers: 8 (8-11) Mason Jones at Texas A&M (03/07/20)

Made 10 3-pointers: 10 (10-13) by Isaiah Joe vs. FIU (12/01/18)

Made 11-Plus 3-pointers: 13 (13-17) by Rotnei Clarke vs. Alcorn State (11/13/09)

**RECORD: 13 (13-17) by Rotnei Clarke vs. Alcorn State (11/13/09) (SEC record)**

### • 3-POINTERS ATTEMPTED •

Attempted 15 3-Pointers: 15 (6-15) Isaiah Joe at Texas A&M (03/07/20)

Attempted 20 3-Pointers: 24 (10-24) Pat Bradley vs. North Texas (12/30/98)

**RECORD: 24 (10-24) Pat Bradley vs. North Texas (12/30/98) (SEC record)**

### • FREE THROWS MADE •

**Made 10 Free Throws: 10 Tramon Mark at Georgia (01/10/24)**

Made 15 Free Throws: 16 (16-19) Moses Moody vs Alabama (02/24/21)

Made 20 Plus Free Throws: 22 (22-24) Martin Terry vs. Texas A&M (01/22/72)

**RECORD: 22 (22-24) by Martin Terry vs. Texas A&M (01/22/72)**

### • FREE THROWS ATTEMPTED •

**Attempted 15 Free Throws: 17 (13-17) Keyon Menifield Jr. vs UNCW (12/30/23)**

Attempted 20 Free Throws: 21 (18-21) Moses Moody vs Alabama (02/24/21)

Attempted 24 Plus Free Throws: 24 (22-24) Martin Terry vs. Texas A&M (01/22/72)

**RECORD: 24 (22-24) Martin Terry vs. Texas A&M (01/22/72)**

### • FREE THROW PERCENTAGE •

**Shot 100% FT (min 10 att): Tramon Mark (12-1) at Georgia (01/10/24)**

**RECORD (min. 11 att): 9x - Best: Tommy Boyer (18-18) in 1963**

### • REBOUNDS •

**Grabbed 15-19 Rebounds: 17 Trevon Brazile vs Stanford (11/22/23)**

Grabbed 20-Plus Rebounds: 23 Nick Davis vs. Jackson State (11/21/97)

**RECORD: 23 by Nick Davis vs. Jackson State (11/21/97)**

• Grabbed 10 Offensive Rebounds: 111 Justin Smith vs Oral Roberts (03/27/21)

• Grabbed 10 Defensive Rebounds: 14 Khi Mitchell & Devo Davis vs UNCG (12/06/22)

### • ASSISTS •

Had 10 Assists: 10 by Jalen Tate vs Georgia (01/09/21)

Had 15 Assists: 15 by Dontell Jefferson vs. Portland State (11/18/05)

**RECORD: 15 by Dontell Jefferson vs. Portland State (11/18/05)**

### • STEALS •

Had 5 Steals: 5 Anthony Black vs UConn (03/23/23)

Had 6-7 Steals: 6 Jaylin Williams vs Texas A&M (01/22/22)

Had 8-9 Steals: 8 JD Notae vs New Mexico State (03/19/22)

**RECORD: 9 by Robert Shepard at Arizona (12/06/92)**

### • BLOCKED SHOTS •

**Had 5 Blocks: 5 Chandler Lawson vs Stanford (11/22/23)**

Had 6-9 Blocks: 7 Makhel Mitchell vs Texas A&M (01/31/23)

Had 10 Blocks: 10 Steven Hill vs. Texas State (12/06/05)

**RECORD: 10 Steven Hill vs. Texas St. (12/06/05) & Oliver Miller vs. Texas (02/04/90)**

### • TURNOVERS •

Committed 5-9 Turnovers: 6 Anthony Black at Tennessee (02/28/23)

Committed 10 Plus Turnovers: 10 Courtney Fortson at South Carolina (02/21/09)

### • MINUTES PLAYED •

40 Minutes (Regulation): 40:00 Ricky Council IV vs Kansas (03/18/23)

**40+ Min w/OT: 3 vs Stanford (11/22/23) – Brazile (45:52) - Davis (45:14) - Mark (41:08)**

**45+ Minutes: 2 vs Stanford (11/22/23) – Brazile (45:52) - Davis (45:14)**

### • MISCELLANEOUS •

2 Players Scored 20+ Pts In Same Game: Davonte Davis (25) & Ricky Council IV (21) vs Kansas (03/18/23)

3 Players Scored 20+ Pts in Same Game: at Alabama (02/25/23)  
Nick Smith Jr. (24), Davonte Davis (21) and Ricky Council IV (20)

2 Players Scored 20+ Pts In Back-To-Back Gms: Nick Smith Jr. (26/24) & Ricky Council IV (22/20) vs Georgia (02/21/23) and at Alabama (02/25/23)

2 Players Scored 20+ Pts In 3 Straight: Mason Jones (41/20/21) & Isaiah Joe (20/21/24) vs Tulsa (12/14/19), Valpo (12/21/19) and Indiana (12/29/19)

8 Players Scored in Double Digits: Mississippi Valley State (11/25/20)  
Connor Vanover (25), Desi Sills (19), Moses Moody (16), Vance Jackson (15)  
Khalen Robinson (15), Justin Smith (13), JD Notae (13), Jalen Tate (12)

Scored 20 or More Points in Five-Plus Consecutive Games: (5) by Mason Jones  
37, 26, 36, 30, 22 (02/26/20 to 03/11/20)

Scored 20 or More Points in 10-Plus Consecutive Games: (11) by Todd Day  
20, 23, 26, 26, 22, 31, 23, 21, 27, 21, 20 (12/01/90 to 01/12/91)

Scored 30 or More Points in 3 Straight Games: Mason Jones (only Razorback)

34 vs. S. Carolina (01/29/20), 30 at Alabama (02/01/20), 40 vs Auburn (02/04/20)

Most Points in Back-To-Back Games: 82 by Martin Terry  
35 at TCU (02/20/73) and 47 vs. SMU (02/24/73)

Consecutive Free Throws Made: 48 by Ricky Medlock (20 gms; 12/21/74 to 03/04/75)

**Double-Double: Pts/Rebs: Tramon Mark (25 & 11) vs Abilene Christian (12/21/23)**

Double-Double: Pts/Assists: Jalen Tate (15 & 10) vs Georgia (01/09/21)

Two Players with Double-Double in Same Game: vs UNC Greensboro (12/06/22)

Khi Mitchell (13 pts & 14 rebs) and Devo Davis (10 pts & 10 rebs)

5 Straight Double-Doubles: (7) Jaylin Williams 13 & 11 vs AUB; 22 & 10 at BAMA;

13 & 11 at MIZ; 13 & 16 vs TENN; 15 & 10 at FLA; 16 & 12 vs UK; 19 & 10 vs LSU

3+ Straight Double-Doubles in SEC: (5) Jaylin Williams (AUB/@Bama/@MIZ/TEN/@FLA/UK/LSU)

Most Consecutive Double-Doubles: 9 by Dean Tolson (1973-74) and 6 by Derek Hood (1998-99)

Three Players with Double-Double in Same Game: vs Alabama (01/16/10) – Marshawn Powell

18 pts, 10 rebs), Mike Washington (17 pts, 13 rebs) and Courtney Fortson (12 pts, 10 assists)

Had 5-Plus Assists in 5-Plus Consecutive Games: (6) by Jalen Harris

11, 6, 10, 12, 7, 10 (11/21/81 thru 12/15/18)

Had 10 or More Assists in Back-to-Back Games: Jalen Harris

10 vs. FIU (12/01/18) and 12 at Colorado State (12/05/18)

Three-Plus Players with 5-Plus Assists in a Game: vs. Montana State (11/21/18)

Jalen Harris (11), Isaiah Joe (5) and Desi Sills (5)

Had 5 or More Steals in Back-to-Back Games: Ronnie Brewer

5 vs. Western Illinois (01/01/06) and 5 vs. Mississippi State (01/07/06)

## LAST TIME AN OPPONENT PLAYER...

### • SCORING •

**Scored 30 Points: 30 RJ Davis vs North Carolina (11/24/23)**

Scored 40 Points: 45 Jodie Meeks vs. Kentucky (02/14/09)

Scored 50 Points: 56 Oscar Robertson vs. Cincinnati (03/15/58) **(most on record)**

### • FIELD GOALS MADE •

Made 15 Field Goals: 17 (17-24) Jodie Meeks vs. Kentucky (02/14/09)

Made 20 Field Goals: 21 Oscar Robertson vs. Cincinnati (03/15/58) **(most on record)**

### • FIELD GOALS ATTEMPTED •

Attempted 20 Field Goals: 20 (9-20) Matt Bradley (11/23/22)

Attempted 25 Field Goals: 28 (11-28) Devan Downey vs. South Carolina (02/17/10)

### • FIELD GOAL PERCENTAGE •

Shot 100% FG (Min. 7 att): Adam Wing (8-8) vs. Evansville (12/08/15)

### • 3-POINTERS MADE •

Made 7 3-pointers: 7 (7-15) Tyler Hall vs. Montana State (11/21/18)

Made 10 3-pointers: 10 (10-19) Lance Weems at Auburn (01/06/96)

### • 3-POINTERS ATTEMPTED •

Attempted 15 3-pointers: 15 (7-15) Tyler Hall vs. Montana State (11/21/18)

Attempted 20 3-pointers: 22 (5-22) Jeff Fryer vs. Loyola Marymount (03/16/89)

### • FREE THROWS MADE •

**Made 10 Free Throws: 10 (10-10) JP Pegues vs Furman (12/04/23)**

Made 15 Free Throws: 15 (15-17) Keyontae Johnson at Florida (02/18/20)

### • FREE THROWS ATTEMPTED •

**Attempted 15 Free Throws: 15 (9-15) Trazarien Whitvvs UNCW (12/30/23)**

Attempted 20 Free Throws: 24 (18-24) Frank Williams vs. Illinois (12/08/01)

### • FREE THROW PERCENTAGE •

**Shot 100% FT (min 10 att): 10-10 JP Pegues vs Furman (12/04/23)**

### • REBOUNDS •

Grabbed 15-19 Rebounds: 15 Henry Coleman III vs Texas A&M (01/31/23)

Grabbed 20 Rebounds: 20 Antonio McDyess vs. Alabama (03/11/95)

• Grabbed 10 Offensive Rebounds: 11 Tyler Davis at Texas A&M (01/30/18)

• Grabbed 10 Defensive Rebounds: 10 Oscar Tshiebwe vs Kentucky (02/26/22)

### • ASSISTS •

Had 10 Assists: 11 Tremont Waters vs. LSU (01/12/19)

Had 13 Assists: 13 Chuck Evans at Mississippi State (01/27/93) **(on record)**

### • STEALS •

Had 5 Steals: 6 Alpha Diallo at Providence (03/19/19)

Had 8 Steals: 8 Terry Conerway vs. Texas State (12/21/02)



### • BLOCKED SHOTS •

Had 6-9 Blocks: 6 Johni Broome at Auburn (01/07/23)  
Had 10 Plus Blocks: 10 P.J. Roberson vs. Grambling State (11/26/11)

### • TURNOVERS •

Committed 7-9 Turnovers: 7 Wendell Green Jr vs Auburn (02/08/22)  
Committed 10 Plus Turnovers: 12 Devin Gibson vs. UTSA (12/12/07)

## LAST TIME ARKANSAS HIGHS...

### • SCORING •

**Scored 100-119 Points: 106 UNCW (12/30/23)**  
Scored 120-Plus Points: 142 vs. Mississippi Valley State (11/25/20)  
Scored 50 Points in 1st Half: 53 at Georgia (02/02/22)  
**Scored 50 Points in 2nd Half: 58 vs UNCW (12/30/23)**  
Scored 60 or More Points in a Half: 61 (1st) vs. Miss Valley State (11/25/20)  
Scored 70 or More Points in a Half: 71 (1st) vs. Alcorn (11/13/09)  
Scored 80 or More Points in a Half: 81 (2nd) vs. Miss Valley State (11/25/20)  
Most Points in a Half: 88 (2nd) vs. U.S. International (12/09/89)

### • FIELD GOALS MADE •

Made 40 Field Goals: 40 (40-71) at Georgia (02/02/22)  
Made 50 Field Goals: 57 (57-99) vs. Troy (12/10/96)  
**RECORD: 68 (68-101) vs. U.S. International (12/09/89)**

### • FIELD GOALS ATTEMPTED •

Attempted 80 Field Goals: 86 (48-86) vs Miss Valley State (11/25/20)  
Attempted 90 Field Goals: 99 (57-99) vs. Troy (12/10/96)  
Attempted 100 Field Goals: 101 (68-101) vs. US International (12/09/89)  
**RECORD: 101 (68-101) vs. U.S. International (12/09/89)**

### • FIELD GOAL PERCENTAGE •

**Shot 60% FG: 60.7 (37-61) vs Furman (12/04/23)**  
Shot 70% or Better FG: 72.7 (32-44) vs. Alabama State (12/21/83)  
**RECORD: 79.4 (27-34) vs. Texas Tech (1979)**

### • 3-POINTERS MADE •

Made 15 3-pointers: 15 (15-28) at Georgia (02/02/22)  
Made 20 3-pointers: 20 (20-40) vs Miss Valley State (11/25/20)  
**RECORD: 21 (21-37) vs. Troy (12/10/96)**

### • 3-POINTERS ATTEMPTED •

Attempted 30 3-pointers: 33 (15-33) at South Carolina (02/03/21)  
Attempted 40 3-pointers: 40 (20-40) vs Miss Valley State (11/25/20)  
**RECORD: 54 (19-54) vs. North Texas (12/30/98)**

### • 3-POINT PERCENTAGE •

Shot 50% 3PT FG (min. 15 att): 55.0 (11-22) vs Georgia (02/21/23)  
Shot 60% or Better 3PT FG (min. 15 att): 61.1 (11-18) at Vanderbilt (03/06/19)  
**RECORD (min. 15 att): 66.7 (16-24) vs. Mississippi State (01/09/16)**

### • FREE THROWS MADE •

**Made 20 Free Throws: 26 (26-33) vs Stanford (11/22/23)**  
**Made 30 Free Throws: 33 (33-43) vs UNCW (12/30/23)**  
Made 40 Free Throws: 41 (41-49) at Kentucky (01/25/92)  
**RECORD: 48 (48-53) vs. Ole Miss (01/17/04)**

### • FREE THROW ATTEMPTS •

**Attempted 40 Free Throws: 43 (33-43) vs UNCW (12/30/23)**  
Attempted 50 Free Throws: 54 (36-54) vs LSU (03/04/20)  
Attempted 60 Free Throws: 65 vs. TCU (1955)  
**RECORD: 65 vs. TCU (1955)**

### • FREE THROW PERCENTAGE •

Shot 80% FT (min. 10 att): 80.8 (21-26) vs Kansas (03/18/23)  
Shot 90% or Better FT (min. 10 att): 94.4 (17-18) vs. Oklahoma (12/11/21)  
**RECORD (min 10 att): 100 3x - Best 16-16 at Kentucky (02/27/14)**

### • REBOUNDS •

**Grabbed 40 Rebounds: 40 vs UNCW (12/30/23)**  
**Grabbed 50 Rebounds: 52 vs Stanford (11/22/23)**  
Grabbed 55-Plus Rebounds: 58 vs Oral Roberts (12/20/20)  
**RECORD: 77 vs. Jackson State (01/22/02)**

### • ASSISTS •

Had 25 Assists: 26 vs Georgia (02/21/23)  
Had 30 Assists: 32 vs. Jackson State (11/22/96)  
Had 40 Assists: 40 vs. Troy (12/10/96)  
**RECORD: 47 vs. U.S. International (12/09/89)**

### • STEALS •

Had 15 Steals: 16 vs Bradley (12/17/22)  
Had 20 Steals: 24 vs. Maryland-Eastern Shore (01/02/01)  
Had 25 Steals: 26 vs. Louisiana-Monroe (11/25/00)  
**RECORD: 26 vs. Louisiana-Monroe (11/25/00)**

### • BLOCKED SHOTS •

**Had 10 Blocks: 10 vs Furman (12/04/23)**  
Had 13 Blocks: 13 vs Texas A&M (01/31/23)  
**Had 15 Blocks: 15 vs Gardner-Webb (11/10/23)**  
**RECORD: 18 vs. Missouri (12/05/95)**

### • MOST TURNOVERS •

Had 25 Turnovers: 25 at South Carolina (02/21/09)  
Had 30 Turnovers: 32 vs. Providence (11/16/07)  
**RECORD: 32 vs. Providence (11/16/07)**

### • FOULS •

Committed 25 Fouls: 28 vs Missouri (01/02/21)  
Committed 30 Fouls: 33 at Missouri (01/18/23)  
**RECORD: 38 vs. Missouri (12/04/61)**

## LAST TIME ARKANSAS LOWS...

### • SCORING •

Held to 40-45 Points: 43 at Florida (01/22/11)  
Held to 46-49 Points: 46 at Mississippi State (02/09/16)  
**Held to 50-55 Points: 51 vs Auburn (01/06/24)**  
Held to 56-59 Points: 57 at Tennessee (02/28/23)  
Held to 19 Points or Less in a Half: 19 (1st half) at LSU (12/28/22)

### • FIELD GOALS •

**Held to Below 20 Field Goals Made: 18 (18-58) vs Auburn (01/06/24)**

### • FIELD GOAL PERCENTAGE •

Held to 20-29% FG: 27.5 (14-51) vs New Mexico State (03/19/22)  
**Held to 30-35% FG: .310 (18-58) vs Auburn (01/06/24)**

### • 3-POINTERS •

Did not Make a 3-pointer: 0 (0-1) vs South Carolina (01/18/22)  
Held to 1-2 3-PT FG Made: 2 (2-16) at Auburn (01/07/23)  
Attempted Single-Digit 3-pointers: 9 (4-9) at Kentucky (02/07/23)

### • 3-POINT PERCENTAGE •

Shot 10% or Worse 3PT FG: 0.0 (0-11) vs South Carolina (01/18/22)  
Shot 11-19% 3PT FG: 19.0 (2-16) at Auburn (01/07/23)

### • FREE THROWS •

**Made 5 or Less Free Throws: 4 (4-8) vs Lipscomb (12/16/23)**  
Attempted Single Digit Free Throws: 7 (4-7) at Georgia (02/02/22)

### • FREE THROW PERCENTAGE •

Shot 40-49% FT: 47.1 (8-17) vs Southern (12/09/20)  
Shot Below 40% FT: 26.7 (4-15) at Texas A&M (01/09/13)

### • REBOUNDING •

Had 19 or Fewer Rebounds: 19 at Missouri (03/05/13)  
Had 20-25 Rebounds: 25 vs Oklahoma (12/10/22)

### • ASSISTS •

**Held to 6 Assists or less: 6 vs Stanford (11/22/23)**

### • STEALS •

Had 0 Steals: vs Texas Tech (03/21/21) **(only time on record)**  
Had 1 Steal: 1 vs Florida (03/09/18)  
Had 2-3 Steals: 3 at Vanderbilt (01/14/23)

### • BLOCKED SHOTS •

Had No Blocked Shots: 0 vs Missouri (1/23/19)

### • FEWEST TURNOVERS •

**Had 1-4 Turnovers: 4 vs Old Dominion (11/13/23)**  
Had 5 Turnovers: 5 vs New Mexico State (3/19/22)

### • FOULS •

Had Single Digit Fouls: 6 vs Mercer (11/09/21)

## ARKANSAS IN OVERTIME...

Overall Record	70-59
• Single OT Only	61-66
• 2OT Only	9-2
• 3OT Only	0-1

### LAST TIME:

Played in a Single OT game:	11/23/22 vs San Diego State	W, 78-74 (OT)
<b>Played in a 2OT game:</b>	<b>11/22/23 vs Stanford</b>	<b>W, 77-74 (2 OT)</b>
Played in a 3OT game:	02/09/80 vs Houston	L, 90-84 (3 OT)

LAST TIME AN OPPONENT HIGHS...

• SCORING •
Scored 100 Points: 106 at Tennessee (01/15/19) Scored 110 Points: 117 at Ole Miss (12/10/73) Scored 50 Points in 1st Half: 55 at Tennessee (01/15/19) Scored 50 Points in 2nd Half: 58 at Alabama (02/25/23) Scored 60 or More Points in a Half: 63 (2nd half) at Vanderbilt (01/14/23)
• FIELD GOALS MADE •
Made 30 Field Goals: 34 (34-70) vs Auburn (01/06/24) Made 40 Field Goals: 40 (40-68) by Texas (01/05/10) Made 45 Field Goals: 45 (45-80) vs. Pittsburgh (12/29/86)
• FIELD GOALS ATTEMPTED •
Attempted 70 Field Goals: 70 (34-70) vs Auburn (01/06/24) Attempted 80 Field Goals: 80 (30-80) by Auburn (02/08/22)
• FIELD GOAL PERCENTAGE •
Shot 60% FG: 61.1 (15-23) vs. Auburn (02/17/16) Shot 65% FG: 67.7 (4-65) vs. North Carolina (03/23/08) Shot 69% FG: 69.8 (37-53) at Auburn (01/14/95)
• 3-POINTERS MADE •
Made 15 3-pointers: 15 (15-36) at Alabama (01/16/21) Made 17 3-pointers: 17 (17-37) vs UNI (11/17/21) - TIES RECORD BY OPP (3x)
• 3-POINTERS ATTEMPTED •
Attempted 30 3-pointers: 30 (7-30) vs Lipscomb (12/16/23) Attempted 35 3-pointers: 37 (17-7) vs UNI (11/17/21)
• 3-POINT PERCENTAGE •
Shot 50% 3PT FG (min 15 att): 53.3 (8-15) vs Texas A&M (03/12/22) Shot 60% or Better 3PT FG (min 15 att): 66.7 (12-18) at Tennessee (03/05/22)
• FREE THROWS •
Made 20 Free Throws: 24 (24-34) vs UNCW (12/30/23) Made 30 Free Throws: 30 (30-40) at Missouri (01/18/23) Made 40 Free Throws: 40 (40-50) vs. UMass (11/25/94)
• FREE THROW ATTEMPTS •
Attempted 35 Free Throws: 36 (29-36) at Vanderbilt (01/14/23) Attempted 40 Free Throws: 40 (30-40) at Missouri (01/18/23) Attempted 50 Free Throws: 50 (39-50) vs. South Carolina (03/11/04)
• FREE THROW PERCENTAGE •
Shot 80% FT (min. 10 att): .833 (25-30) at Alabama (02/25/23) Shot 90% or Better FT (min. 10 att): .950 (19-20) vs Texas A&M (01/22/22) Shot 100% (min. 10 att): 1.000 (14-14) vs Florida (02/16/21)
• REBOUNDING •
Grabbed 45 Rebounds: 46 vs Auburn (01/06/24) Grabbed 50 Rebounds: 51 vs Missouri (01/02/21) Grabbed 55-Plus Rebounds: 60 vs Auburn (02/08/22) • Grabbed 20 Offensive Rebounds: 24 vs Texas A&M (01/31/23)
• ASSISTS •
Had 25 Assists: 25 vs. Louisville (11/17/09) Had 30 Assists: 30 at UAB (01/27/90)
• STEALS •
Had 15 Steals: 15 at LSU (02/24/10) Had 18 Steals: 18 vs. Alcorn State (12/02/95)
• BLOCKED SHOTS •
Had 10 Blocks: 10 at Tennessee (01/22/14) Had 13 Blocks: 13 at Mississippi State (01/14/10)
• MOST TURNOVERS •
Had 20 Turnovers: 22 vs Colgate (03/19/21) Had 25 Turnovers: 27 vs Bradley (12/17/22) Had 30 Turnovers: 30 vs. Fordham (11/11/22) MOST ON RECORD: 42 vs. Grambling (12/31/00) and Bethune-Cookman (12/02/97)
• FOULS •
Committed 30-plus Fouls: 32 vs Alabama (02/24/21) RECORD: 36 vs. Centenary (12/04/82)

LAST TIME AN OPPONENT LOWS

• SCORING •
Held to 30-39 Points: 33 vs. Vanderbilt (01/12/13) Held to 40-45 Points: 40 vs LSU (01/24/23) Held to 46-49 Points: 48 vs Fordham (11/11/22) Held to 50-55 Points: 50 vs Lipscomb (12/05/20) Held to 56-59 Points: 5x LAST 58 vs UNC Greensboro (12/06/22) Held Below 20 Points in 1st Half: 14 vs LSU (01/24/23) Held Below 20 Points in 2nd Half: 18 vs Savannah State (12/12/13) No Opponent Player Scored in Double-Digits: vs LSU (01/24/23)
• FIELD GOAL PERCENTAGE •
Held to 21% or Worse FG: .2097 (13-62) vs. Jackson State (11/22/02) Held to 20-29% FG: .259 (14-54) vs LSU (01/24/23) Held to 30-35% FG: .342 (26-76) vs Texas A&M (01/31/23)
• 3-POINTERS •
Did not Make a 3-pointer: 0 (0-10) by Mississippi State (02/07/15) Held to 1 3-PT FG Made: 1 (1-10) vs Texas A&M (03/10/23) Held to 2-3 3-PT FG Made: 2 (2-18) vs San Diego State (11/23/22)
• 3-POINT PERCENTAGE •
Shot 10% or Worse 3PT FG: 10.0 (1-10) vs Texas A&M (03/10/22) Shot 11-16% 3PT FG: 11.1 (1-9) vs LSU (01/24/23) Shot 17-19% 3PT FG: 19.0 (4-21) vs Florida (02/18/23)
• FREE THROWS •
Made 1-5 Free Throws: 4 (4-5) vs Old Dominion (11/13/23) Made 6-9 Free Throws: 6 (6-12) at LSU (12/28/22)
• FREE THROW ATTEMPTS •
Attempted Single Digit Free Throws: 9 (7-9) vs Lipscomb (12/16/23)
• FREE THROW PERCENTAGE •
Shot Below 40% FT: 38.1 (8-21) vs. Texas State (12/22/18) Shot 40-49% FT: 46.2 (5-13) vs Ole Miss (01/21/23)
• REBOUNDING •
Had 19 or Fewer Rebounds: 19 vs Auburn (03/09/23) Had 20-25 Rebounds: 25 vs Florida (02/18/23)
• ASSISTS •
Held 5 Assists or Fewer: 5 at Baylor (01/28/23)
• STEALS •
Had No Steals: 0 vs Vanderbilt (01/15/20) Had 1 Steal: 1 vs Cincinnati (11/23/21) Had 2 Steals: 2 vs UNCW (12/30/23)
• BLOCKED SHOTS •
Had No Blocked Shots: 0 vs Fordham (11/11/22)
• FEWEST TURNOVERS •
Had 0-5 Turnovers: 5 at Tennessee (01/06/21) Had 6-9 Turnovers: 8 at Baylor (01/28/23)
• FOULS •
Had Single Digit Fouls: 8 at Michigan (12/08/12) Committed 10-14 Fouls: 14 vs UNI (11/17/21)

GAME 1



59

Alcorn State

22 37

59 93



Nov. 6, 2023 • Fayetteville, Ark. • Bud Walton Arena

Alcorn 59 • 0-1

#	Player		Total		3-Ptr		Rebounds			PF	TP	A	TO	Blk	Stl	Min
			FG-FGA	FG-FGA	FT-FTA	Off	Def	Tot								
00	Stephen Byard	f	1-4	0-0	0-1	0	1	1	1	2	1	0	0	1	1	16
11	Rodrique Massenat	f	2-5	0-0	0-2	1	0	1	1	4	1	1	1	3	19	
07	Alex Tsynkevich	c	3-3	0-0	1-2	1	0	1	4	7	0	1	0	0	18	
02	Byron Joshua	g	3-11	1-3	5-6	0	1	1	4	12	2	4	0	0	0	23
10	Jeremiah Gambrell	g	6-8	2-3	3-5	0	2	2	0	17	0	1	0	1	1	28
01	Mike Pajaud		1-3	0-0	3-4	3	4	7	3	5	0	2	0	1	18	
03	Jalen Hawkins		3-9	0-2	1-1	0	2	2	1	7	2	3	0	0	0	23
04	Roderick Jones		1-4	0-1	0-1	0	3	3	4	2	0	0	0	0	0	13
05	Willie Anderson		0-2	0-0	0-0	0	1	1	4	0	2	0	0	0	0	10
09	Jalyke Gaines-Wyatt		0-3	0-0	3-4	0	0	0	2	3	0	1	0	0	0	10
14	Cameron Butler		0-0	0-0	0-0	0	2	2	0	0	0	0	0	0	0	6
20	Trevon Stoutermire		0-0	0-0	0-0	1	2	3	3	0	1	1	2	1	1	16
Team						1	1	2								
Totals			20-51	3-9	16-26	7	19	26	27	59	7	16	3	7	200	
FG % 1st Half: 10-27			37.0%	2nd half: 10-24	41.7%	Game: 20-51		39.2%	Deadball Rebounds							
3FG % 1st Half: 1-4			25.0%	2nd half: 2-5	40.0%	Game: 3-9		33.3%	4							
FT % 1st Half: 1-3			33.3%	2nd half: 15-23	65.2%	Game: 16-26		61.5%								

Arkansas 93 • 1-0

#	Player		Total		3-Ptr		Rebounds			PF	TP	A	TO	Blk	Stl	Min	
			FG-FGA	FG-FGA	FT-FTA	Off	Def	Tot									
02	Trevon Brazile	f	4-5	1-2	4-4	1	5	6	0	13	0	1	0	1	1	22	
08	Chandler Lawson	f	0-0	0-0	2-2	1	1	2	0	2	0	1	0	1	7	7	
03	El Ellis	g	3-6	1-4	1-2	0	0	0	2	8	4	3	0	1	1	24	
04	Davonte Davis	g	2-5	1-3	0-0	2	3	5	3	5	0	0	1	1	1	24	
12	Tramon Mark	g	6-8	4-6	0-0	0	1	1	0	16	3	1	0	1	1	21	
00	Khalif Battle	g	5-9	3-6	8-9	1	2	3	3	21	2	3	0	0	0	19	
05	Joseph Pinion		1-3	1-2	4-4	0	1	1	0	7	0	0	1	2	12	12	
06	Layden Blocker		0-1	0-1	0-0	0	0	0	5	0	1	1	0	1	1	10	
07	Denijay Harris		1-2	0-0	3-6	3	4	7	1	5	2	2	0	0	0	12	
10	Baye Fall		1-2	0-0	2-6	1	3	4	5	4	0	2	2	2	2	9	
11	Jalen Graham		4-6	0-0	0-2	2	6	8	0	8	0	0	0	0	0	14	
15	Makhi Mitchell		0-0	0-0	0-0	0	0	0	1	0	0	0	0	0	0	4	
21	Cade Arbogast		0-1	0-0	0-0	0	0	0	1	0	0	0	0	0	0	2	
24	Jeremiah Davenport		1-6	1-6	0-0	2	1	3	1	3	3	0	1	0	0	19	
45	Lawson Blake		0-0	0-0	1-2	0	1	1	0	1	0	0	0	0	0	1	
Team						1	2	3									
Totals				28-54	12-30	25-37	14	30	44	22	93	20	15	4	10	200	
FG % 1st Half: 16-27			59.3%	2nd half: 12-27	44.4%	Game: 28-54	51.9%										Deadball Rebounds 5
3FG % 1st Half: 6-15			40.0%	2nd half: 6-15	40.0%	Game: 12-30	40.0%										
FT % 1st Half: 8-15			53.3%	2nd half: 17-22	77.3%	Game: 25-37	67.6%										
Officials: Robert Felder,Wil Howard,Olandis Poole																	
Technical fouls: Alcorn-None, Arkansas-TEAM.																	
Attendance: 19200																	

GAME 2



68

Gardner-Webb

36 32

68 86



Nov. 10, 2023 • Fayetteville, Ark. • Bud Walton Arena

Gardner-Webb 68 • 1-1

#	Player		Total		3-Ptr		Rebounds			PF	TP	A	TO	Blk	Stl	Min
			FG-FGA	FG-FGA	FT-FTA	Off	Def	Tot								
15	Cheickna Sissoko	f	4-7	0-0	2-2	2	4	6	1	10	1	0	0	1	1	16
00	Caleb Robinson	f	6-16	0-2	6-8	2	5	7	2	18	0	1	0	1	1	24
01	Julien Soumaoro	g	5-13	3-8	2-7	1	1	2	1	15	3	0	0	0	2	24
04	DQ Nicholas	g	1-9	0-2	1-3	0	5	5	2	3	3	1	0	1	1	26
13	Lucas Stieber	g	1-4	1-2	0-0	0	4	4	1	3	1	1	0	1	1	24
02	Brendan Mykalcio		3-8	0-1	0-0	1	2	3	2	6	0	1	0	0	1	14
03	Quest Aldridge		1-4	1-4	0-0	0	2	2	3	1	2	0	1	1	1	18
05	Ademide Badmus		0-1	0-0	0-0	1	0	1	4	0	1	1	0	1	1	10
08	Darryl Simmons II		1-6	0-3	1-1	0	2	2	0	3	1	1	0	1	1	14
14	Shahar Lazar		2-2	1-1	0-0	0	0	0	2	5	3	2	0	0	0	16
24	Isaiah Richards		1-2	0-0	0-0	0	2	2	2	2	0	0	0	0	0	14
Team																
Totals				25-72	6-23	12-21	11	29	40	19	68	14	10	0	9	200
FG % 1st Half: 13-35			37.1%	2nd half: 12-37	32.4%	Game: 25-72			34.7%	Deadball Rebounds 3						
3FG % 1st Half: 4-13			30.8%	2nd half: 2-10	20.0%	Game: 6-23			26.1%							
FT % 1st Half: 6-11			54.5%	2nd half: 6-10	60.0%	Game: 12-21			57.1%							

Arkansas 86 • 2-0

#	Player	Total			3-Ptr			Rebounds			PF	TP	A	TO	Blk	Stl	Min
		FG-FGA	FG-FGA	FT-FTA	Off	Def	Tot										
02	Trevon Brazile	f	4-4	1-1	1-2	1	6	7	4	10	0	3	5	0	1	23	
08	Chandler Lawson	f	2-2	1-1	0-0	1	2	3	4	5	0	0	0	1	10	20	
03	El Ellis	g	5-11	1-3	2-2	0	6	6	2	13	3	1	0	1	33	33	
04	Davonte Davis	g	2-8	0-4	0-0	0	5	5	2	4	2	0	0	1	22	22	
12	Tramon Mark	g	6-12	0-2	2-4	0	3	3	2	14	2	1	1	0	27	27	
00	Khalif Battle		5-9	3-4	8-10	0	4	4	1	21	1	0	0	0	25	25	
05	Joseph Pinion		2-3	0-0	1-2	0	0	0	5	0	5	0	1	0	8	8	
07	Denijay Harris		0-0	0-0	0-2	0	0	0	0	0	1	1	0	0	2	2	
10	Baye Fall		0-0	0-0	0-2	1	3	4	3	0	0	2	2	1	10	10	
11	Jalen Graham		2-3	0-0	0-1	1	2	3	1	4	0	0	1	0	8	8	
15	Makhi Mitchell		1-2	0-0	3-4	1	4	5	1	5	2	1	4	0	17	17	
21	Cade Arbogast		0-1	0-0	0-0	0	0	0	0	0	0	0	0	0	2	2	
24	Jeremiah Davenport		1-5	1-3	2-2	1	2	3	0	5	0	1	1	0	12	12	
45	Lawson Blake		0-0	0-0	0-0	0	0	0	0	0	0	0	0	0	1	1	
Team								1	2	3							
Totals			30-60	7-18	19-31	7	39	46	20	86	11	10	15	4	200		
FG % 1st Half:		16-31	51.6%	2nd half:	14-29	48.3%	Game:	30-60	50.0%	Deadball Rebounds 6.3							
3FG % 1st Half:		4-9	44.4%	2nd half:	3-9	33.3%	Game:	7-18	38.9%								
FT % 1st Half:		12-18	66.7%	2nd half:	7-13	53.8%	Game:	19-31	61.3%								

GAME 3



77

Old Dominion

31 46

77 86



Nov. 13, 2023 • Fayetteville, Ark. • Bud Walton Arena

Old Dominion 77 • 1-2

#	Player		Total		3-Ptr		Rebounds			PF	TP	A	TO	Blk	Stl	Min
			FG-FGA	FG-FGA	FT-FTA	Off	Def	Tot								
11	Dani Pounds	f	2-5	0-0	0-0	3	3	6	5	4	0	1	0	0	21	
00	Vasean Allette	g	2-11	0-3	0-0	0	4	4	2	4	5	2	0	2	23	
01	Jason Wade	g	0-2	0-1	0-0	2	0	2	3	0	0	0	0	1	18	
02	Chaunce Jenkins	g	8-19	3-6	2-2	1	6	7	2	21	3	3	0	0	36	
10	Tyrone Williams	g	3-8	1-2	1-2	2	3	5	0	8	1	1	0	0	21	
03	Imo Essien		0-2	0-1	0-0	0	0	0	1	0	0	0	0	0	6	
13	Devin Ceaser		8-12	2-3	0-0	0	3	3	2	18	1	0	0	0	15	
15	R.J. Blakney		5-6	3-4	1-1	0	4	4	2	14	1	0	1	0	22	
21	Leeroy Odiah		1-1	0-0	0-0	3	1	4	4	2	0	1	0	0	19	
55	Bryce Baker		2-5	2-4	0-0	0	1	1	1	6	3	1	0	0	19	
	Team					1	2	3				1				
Totals			31-71	11-24	4-5	12	27	39	22	77	14	10	1	3	200	
FG % 1st Half: 13-34			38.2%	2nd half: 18-37	48.6%	Game: 31-71		43.7%	Deadball Rebounds 1,1							
3FG % 1st Half: 3-11			27.3%	2nd half: 8-13	61.5%	Game: 11-24		45.8%								
FT % 1st Half: 2-3			66.7%	2nd half: 2-2	100.0%	Game: 4-5		80.0%								



Last FG - DU 2nd-00:27, ARK 2nd-02:16. Score tied - 8 times.  
Largest lead - DU by 3 1st-09:21, ARK by 14 2nd-08:55. Lead changed - 16 times.  
DU led for 07:42. ARK led for 25:20. Game was tied for 06:58.

GAME 9

83

Furman

#RV-- ARKANSAS

35 48

40 57

83 97

Dec. 4, 2023 • Fayetteville, Ark. • Bud Walton Arena

Furman 83 • 4-5

		Total		3-Ptr		Rebounds									
#	Player		FG-FGA	FG-FGA	FT-FTA	Off	Def	Tot	PF	TP	A	TO	Blk	Stl	Min
13	Garrett Hien	f	4-9	1-3	1-2	1	4	5	4	10	1	0	0	1	30
15	Tyrese Hughey	f	2-2	1-1	0-0	1	1	2	4	5	2	0	0	0	14
24	Alex Williams	f	7-15	5-9	1-1	1	3	4	2	20	1	2	0	1	30
00	PJ Smith	g	1-6	1-3	0-0	0	1	1	1	3	3	1	0	0	19
01	JP Pegues	g	4-14	3-9	10-10	0	2	2	3	21	6	3	0	1	36
04	Ben VanderWal		2-5	0-2	2-4	1	0	1	0	6	0	0	0	0	11
11	Carter Whitt		6-16	1-4	1-2	0	4	4	3	14	2	1	0	3	29
12	Davis Molnar		2-4	0-1	0-1	4	2	6	1	4	0	2	1	1	23
21	Cooper Bowser		0-2	0-0	0-0	2	1	3	2	0	0	2	0	0	8
Team						5	2	7							
Totals			28-73	12-32	15-20	15	20	35	20	83	15	11	1	7	200
FG % 1st Half: 13-36			36.1%	2nd half: 15-37		40.5%	Game: 28-73		38.4%	Deadball Rebounds 3					
3FG % 1st Half: 8-18			44.4%	2nd half: 4-14		28.6%	Game: 12-32		37.5%						
FT % 1st Half: 1-1			100.0%	2nd half: 14-19		73.7%	Game: 15-20		75.0%						

Arkansas 97 • 6-3

#	Player	Total		3-Ptr		Rebounds			PF	TP	A TO Blk			Stl	Min
		FG-FGA	FG-FGA	FT-FTA	Off	Def	Tot								
02	Trevon Brazile	f	5-8	2-3	1-1	0	4	4	0	13	0	0	2	0	27
08	Chandler Lawson	f	8-10	1-2	2-2	1	2	3	1	19	1	1	3	1	18
03	El Ellis	g	1-4	0-1	1-2	1	2	3	0	3	2	2	0	1	11
04	Davonte Davis	g	2-5	1-2	2-2	1	9	10	4	7	8	0	0	0	38
24	Jeremiah Davenport	g	2-4	0-2	0-0	0	0	0	1	4	1	0	1	1	11
00	Khalif Battle		7-11	4-7	7-8	0	1	1	3	25	1	0	0	1	24
06	Layden Blocker		4-5	0-0	1-4	0	5	5	4	9	5	1	3	0	24
11	Jalen Graham		1-3	0-0	0-0	2	1	3	2	2	0	0	0	0	9
12	Tramon Mark		3-6	0-2	1-2	0	3	3	3	7	2	4	1	2	26
15	Makhi Mitchell		4-5	0-0	0-0	1	1	2	1	8	1	3	0	1	12
Team						0	4	4							
Totals			37-61	8-19	15-21	6	32	38	19	97	21	11	10	7	200
FG % 1st Half: 18-30		60.0%	2nd half: 19-31		61.3%	Game: 37-61		60.7%	Deadball Rebounds						
3FG % 1st Half: 3-9		33.3%	2nd half: 5-10		50.0%	Game: 8-19		42.1%	4						
FT % 1st Half: 1-2		50.0%	2nd half: 14-19		73.7%	Game: 15-21		71.4%							

Officials: Mike Nance,Bart Lenox,Don Daily  
Technical fouls: Furman-None. Arkansas-TEAM.  
Attendance: 19200

Score by periods	1st	2nd	Total
Furman	35	48	83
Arkansas	40	57	97

Last FG - FURMAN 2nd-00:52, ARK 2nd-00:08.  
Largest lead - FURMAN by 3 1st-17:42, ARK by 20 2nd-09:16.  
FURMAN led for 02:26. ARK led for 36:11. Game was tied for 01:23.

Score tied - 2 times.  
Lead changed - 6 times.

GAME 11

66

Lipscomb

ARKANSAS

33 33

41 28

66 69

Dec. 16, 2023 • N. Little Rock, Ark. • Simmons Bank Arena

Lipscomb 66 • 7-6

#	Player	Total		3-Ptr		Rebounds			PF	TP	A TO Blk			Stl	Min
		FG-FTA	FG-FGA	FT-FTA	Off	Def	Tot								
11	Owen McCormack	f	4-10	3-7	2-2	5	7	12	2	13	2	3	0	1	28
35	Grant Asman	c	1-4	1-4	0-0	0	1	1	0	3	1	0	0	0	16
00	A.J. McGinnis	g	3-12	0-6	4-4	2	2	4	2	10	0	0	0	0	26
02	Will Pruitt	g	7-13	1-3	0-0	0	5	5	5	15	3	3	0	2	36
22	Joe Anderson	g	5-8	1-2	0-0	0	3	3	0	11	3	1	0	4	36
01	Rylan Houck	g	2-2	0-0	0-0	1	0	1	2	4	0	0	0	0	14
05	Cody Head	g	2-6	1-1	1-3	1	0	1	2	6	0	1	0	1	15
15	Dylan Faulkner	g	0-2	0-1	0-0	0	1	1	0	0	0	0	0	0	7
21	TJ Johnson	g	1-4	0-3	0-0	0	2	2	0	2	1	0	0	0	9
24	Jason Montgomery	g	1-6	0-3	0-0	0	1	1	0	2	0	1	1	0	13
Team						3	0	3							
Totals			26-67	7-30	7-9	12	22	34	13	66	10	9	1	8	200
FG % 1st Half: 14-33		42.4%	2nd half: 12-34		35.3%	Game: 26-67		38.8%	Deadball Rebounds 3						
3FG % 1st Half: 5-16		31.3%	2nd half: 2-14		14.3%	Game: 7-30		23.3%							
FT % 1st Half: 0-0		0.0%	2nd half: 7-9		77.8%	Game: 7-9		77.8%							

Arkansas 69 • 7-4

#	Player		Total		3-Ptr		Rebounds			PF	TP	A			To	Blk	Stl	Min
			FG-FGA	FG-FGA	FT-FTA	Off	Def	Tot										
02	Trevon Brazile	f	3-7	0-1	0-1	2	4	6	0	6	1	2	1	0	24			
08	Chandler Lawson	f	2-3	0-1	0-0	0	1	1	0	4	0	0	0	0	7			
04	Davonte Davis	g	2-2	0-0	0-0	0	3	3	2	4	3	4	0	0	24			
05	Joseph Pinion	g	0-0	0-0	0-0	0	0	0	0	0	0	0	0	0	2			
24	Jeremiah Davenport	s	3-10	2-6	1-2	2	2	4	1	9	3	1	0	2	27			
00	Khalif Battle	s	1-5	0-2	0-0	0	2	2	2	2	0	1	0	0	11			
01	Keyon Menifield Jr.	s	1-3	0-1	0-0	1	2	3	3	2	2	0	0	0	19			
03	El Ellis	s	0-0	0-0	0-0	0	0	0	0	0	0	0	0	0	1			
06	Layden Blocker	s	1-3	0-0	0-1	1	3	4	0	2	4	3	0	2	20			
07	Denijay Harris	s	0-0	0-0	0-0	0	0	0	0	0	0	0	0	0	0+			
11	Jalen Graham	s	5-6	0-0	1-2	0	1	1	2	11	1	1	2	0	15			
12	Tramon Mark	s	6-12	3-4	2-2	0	3	3	3	17	3	2	1	0	31			
15	Makhi Mitchell	s	6-6	0-0	0-0	1	4	5	1	12	0	0	1	0	19			
Team						1	2	3										
Totals			30-57	5-15	4-8	8	27	35	14	69	17	14	5	4	200			
FG % 1st Half: 17-29			58.6%	2nd half: 13-28		46.4%	Game: 30-57		52.6%	Deadball Rebounds								
3FG % 1st Half: 4-7			57.1%	2nd half: 1-8		12.5%	Game: 5-15		33.3%	1,1								
FT % 1st Half: 3-5			60.0%	2nd half: 1-3		33.3%	Game: 4-8		50.0%									

Officials: Michael Swoboda,Wil Howard,Joe Lindsey  
Technical fouls: Lipscomb-Owen McCormack. Arkansas-Davonte Davis.  
Attendance: 16361

Score by periods	1st	2nd	Total
Lipscomb	33	33	66
Arkansas	41	28	69

Last FG - LIPS 2nd-01:17, ARK 2nd-00:26.  
argest lead - LIPS by 4 1st-18:27, ARK by 20 2nd-11:59.  
LPS led for 01:44. ARK led for 37:09. Game was tied for 01:07.

Score tied - 1 time.  
Lead changed - 1 time.

GAME 10

70

RV-- ARKANSAS

#19/22 Oklahoma

25 45

37 42

70 84

Dec. 9, 2023 • Tulsa, Okla. • BOK Center

Arkansas 70 • 6-4

#	Player		Total		3-Ptr		Rebounds			PF	TP	A TO Blk			Stl	Min
			FG-FGA	FG-FGA	FT-FTA	Off	Def	Tot								
02	Trevon Brazile	f	0-2	0-1	0-0	0	1	1	3	0	1	1	0	2	15	
08	Chandler Lawson	f	0-1	0-0	0-0	0	0	0	1	0	0	0	1	1	9	
03	El Ellis	g	1-4	1-2	2-2	0	0	0	0	5	0	2	0	0	8	
04	Davonte Davis	g	2-6	0-1	0-0	3	1	4	3	4	0	0	0	1	23	
12	Tramon Mark	g	3-7	0-2	2-2	0	2	2	3	8	2	1	0	0	33	
00	Khalif Battle		2-10	1-4	8-8	0	2	2	1	13	1	2	0	1	28	
05	Joseph Pinion		1-3	0-2	2-3	0	1	1	2	4	0	1	0	1	5	
06	Layden Blocker		2-3	0-1	3-4	0	2	2	2	7	0	1	0	1	18	
11	Jalen Graham		4-5	0-0	0-0	2	3	5	1	8	2	0	2	0	16	
15	Makhi Mitchell		2-3	0-0	5-6	1	5	6	1	9	2	0	3	2	27	
24	Jeremiah Davenport		3-6	2-5	4-6	0	1	1	1	12	0	1	0	1	18	
	Team					0	1	1				4				
	Totals		20-50	4-18	26-31	6	19	25	18	70	8	13	6	10	200	
	FG % 1st Half:	8-27	29.6%	2nd half:	12-23	52.2%	Game:	20-50	40.0%						Deadball	
	3FG % 1st Half:	3-11	27.3%	2nd half:	1-7	14.3%	Game:	4-18	22.2%						Rebounds	
	FT % 1st Half:	6-6	100.0%	2nd half:	20-25	80.0%	Game:	26-31	83.9%						4	

GAME 13

SEC

ESPN NETWORK



90

UNC Wilmington

42 48

90

106

ARKANSAS

48 58

106

Dec. 30, 2023 • Fayetteville, Ark. • Bud Walton Arena



UNCW 90 • 9-3

#	Player	Total		3-Ptr		Rebounds			PF	TP	A	TO	Blk	Stl	Min
		FG-FGA	FG-FGA	FT-FTA	FT-FTA	Off	Def	Tot							
21	Khamari McGriff	f	1-2	0-0	0-0	1	2	3	4	2	0	1	0	0	10
01	Donovan Newby	g	1-3	1-2	2-2	1	2	3	4	5	2	2	0	1	21
02	Shykeim Phillips	g	9-13	3-4	4-5	1	2	3	4	25	2	0	1	1	28
03	Maleeck Harden-Hayes	g	1-5	1-3	1-2	1	0	1	3	4	0	0	0	0	23
05	Noah Ross	g	1-2	1-1	4-4	0	0	0	5	7	0	0	0	0	13
00	KJ Jenkins		4-16	2-10	0-0	0	5	5	2	10	2	1	0	1	32
04	Nolan Hodge		1-2	0-1	2-4	1	2	3	2	4	1	1	0	0	14
13	Trazarian White		9-20	1-4	9-15	3	2	5	3	28	2	2	0	0	33
23	Eric Van Der Heijden		1-3	1-3	2-2	6	5	11	2	5	1	1	1	0	26
Team						1	0	1							
Totals			28-66	10-28	24-34	15	20	35	29	90	13	8	2	3	200
FG % 1st Half: 14-34		41.2%	2nd half: 14-32		43.8%	Game: 28-66		42.4%	Deadball Rebounds 7,1						
3FG % 1st Half: 6-14		42.9%	2nd half: 4-14		28.6%	Game: 10-28		35.7%							
FT % 1st Half: 8-13		61.5%	2nd half: 16-21		76.2%	Game: 24-34		70.6%							

Arkansas 106 • 9-4

#	Player	Total		3-Ptr		Rebounds			PF	TP	A	TO	Blk	Stl	Min
		FG-FGA	FG-FGA	FT-FTA	FT-FTA	Off	Def	Tot							
02	Trevon Brazile	f	5-8	0-1	2-3	2	6	8	5	12	1	1	0	0	33
08	Chandler Lawson	f	1-2	0-0	1-3	2	3	5	2	3	1	0	1	0	10
01	Keyon Menifield Jr.	g	8-14	3-7	13-17	1	3	4	0	32	5	3	0	0	35
04	Davonte Davis	g	5-7	3-5	1-2	3	3	6	4	14	6	1	0	3	36
12	Tramon Mark	g	5-8	1-2	7-8	1	1	2	5	18	1	0	1	1	24
00	Khalif Battle		0-5	0-2	2-2	0	1	1	0	2	1	0	0	1	7
03	El Ellis		1-3	0-1	2-2	0	2	2	1	4	0	0	0	0	10
05	Joseph Pinion		0-1	0-1	0-0	0	0	0	1	0	0	0	0	0	2
06	Layden Blocker		0-2	0-1	3-4	1	1	2	4	3	1	0	0	0	8
07	Denjay Harris		0-0	0-0	0-0	0	0	0	0	0	0	0	0	0	2
11	Jalen Graham		7-11	0-0	2-2	3	3	6	2	16	0	2	1	0	26
15	Makhi Mitchell		0-0	0-0	0-0	0	1	1	1	0	0	1	2	0	3
21	Cade Arbogast		0-0	0-0	0-0	0	0	0	0	0	0	0	0	0	0
24	Jeremiah Davenport		1-2	0-0	0-0	1	0	1	2	2	0	0	0	0	4
Team						1	1	2							
Totals			33-63	7-20	33-43	15	25	40	27	106	16	8	5	5	200
FG % 1st Half: 15-30		50.0%	2nd half: 18-33		54.5%	Game: 33-63		52.4%	Deadball Rebounds 4,1						
3FG % 1st Half: 5-11		45.5%	2nd half: 2-9		22.2%	Game: 7-20		35.0%							
FT % 1st Half: 13-18		72.2%	2nd half: 20-25		80.0%	Game: 33-43		76.7%							

Officials: Lucas Santos,Vladimir Voyard=Tadal,Jason Baker  
Technical fouls: UNCW=None, Arkansas=Trevon Brazile.  
Attendance: 19200

Score by periods	1st	2nd	Total
UNCW	42	48	90
Arkansas	48	58	106

Last FG - UNCW 2nd-00:30, ARK 2nd-00:00.  
Largest lead - UNCW by 6 1st-09:22, ARK by 19 2nd-06:22.  
UNCW led for 04:29, ARK led for 30:26. Game was tied for 05:05.

Score tied - 8 times.  
Lead changed - 8 times.

GAME 14

ESPN U



66

Arkansas

24 42

66

76

Georgia

34 42

76

Jan. 10, 2024 • Athens, Ga. • Stegeman Coliseum



Arkansas 72 • 4-3

#	Player	Total		3-Ptr		Rebounds			PF	TP	A	TO	Blk	Stl	Min
		FG-FGA	FG-FGA	FT-FTA	FT-FTA	Off	Def	Tot							
02	Trevon Brazile	f	0-4	0-1	0-0	0	2	2	3	0	1	3	2	0	21
15	Makhi Mitchell	f	2-5	0-0	1-1	0	1	1	5	5	0	1	0	0	11
04	Davonte Davis	g	0-0	0-0	0-0	0	1	1	3	0	0	1	0	0	23
06	Layden Blocker	g	3-6	0-0	5-6	2	0	2	2	11	1	1	1	3	28
12	Tramon Mark	g	13-17	4-6	4-7	0	5	5	3	34	0	1	1	0	33
00	Khalif Battle		3-7	0-3	3-3	0	4	4	4	9	1	1	0	0	18
03	El Ellis		0-3	0-1	0-0	0	2	2	0	0	0	0	1	0	17
05	Joseph Pinion		0-0	0-0	0-0	0	0	0	1	0	0	0	0	0	2
07	Denjay Harris		0-0	0-0	0-0	0	0	0	0	0	0	0	0	0	0
08	Chandler Lawson		2-5	0-1	0-1	1	2	3	4	2	1	0	0	0	19
10	Baye Fall		0-0	0-0	0-0	0	1	1	0	0	0	0	1	0	3
24	Jeremiah Davenport		3-8	1-5	2-2	0	1	1	3	9	1	2	0	1	25
Team						3	2	5							
Totals			26-55	5-17	15-20	6	21	27	27	72	6	12	6	4	200
FG % 1st Half: 14-26		53.8%	2nd half: 12-29		41.4%	Game: 26-55		47.3%	Deadball Rebounds 3						
3FG % 1st Half: 2-7		28.6%	2nd half: 3-10		30.0%	Game: 5-17		29.4%							
FT % 1st Half: 8-10		80.0%	2nd half: 7-10		70.0%	Game: 15-20		75.0%							

North Carolina 87 • 5-1

#	Player	Total		3-Ptr		Rebounds			PF	TP	A	TO	Blk	Stl	Min
		FG-FGA	FG-FGA	FT-FTA	FT-FTA	Off	Def	Tot							
05	Armando Bacot	f	3-9	0-0	3-3	1	3	4	3	9	0	1	0	0	28
24	Jae'Lyn Withers	f	2-5	0-1	1-2	2	3	5	3	5	0	0	0	0	16
55	Harrison Ingram	f	5-10	0-2	3-5	2	8	10	3	13	6	2	0	2	40
02	Elliot Cadeau	g	2-4	1-1	2-4	1	1	2	5	7	3	1	0	0	26
04	RJ Davis	g	9-18	2-5	10-10	0	2	2	3	30	2	1	0	1	35
07	Seth Trimble		4-5	2-2	2-4	1	3	4	4	12	0	1	0	0	25
08	Paxson Wojcik		2-5	1-3	0-0	0	0	0	2	5	0	2	0	0	19
13	Jalen Washington		1-1	0-0	4-7	2	3	5	1	6	0	1	0	0	11
Team						4	2	6							
Totals			28-57	6-14	25-35	13	25	38	24	87	11	10	0	3	200
FG % 1st Half: 11-28		39.3%	2nd half: 17-29		58.6%	Game: 28-57		49.1%	Deadball Rebounds 5						
3FG % 1st Half: 2-7		28.6%	2nd half: 4-7		57.1%	Game: 6-14		42.9%							
FT % 1st Half: 11-18		61.1%	2nd half: 14-17		82.4%	Game: 25-35		71.4%							

Officials: Owen Shortt,Marquis Pettigrew,Jeb Hartness  
Technical fouls: Arkansas=None, North Carolina=None.  
Attendance: 1456

Score by periods	1st	2nd	Total
Arkansas	38	34	72
North Carolina	35	52	87

Last FG - ARK 2nd-01:12, UNC 2nd-00:30.  
Largest lead - ARK by 3 1st-00:58, UNC by 15 2nd-01:26.  
ARK led for 04:09, UNC led for 33:44. Game was tied for 02:07.

Score tied - 7 times.  
Lead changed - 7 times.

GAME 14

ESPN U



83

#7/7 Auburn

37 46

83

51

Arkansas

30 21

51

Jan. 6, 2024 • Fayetteville, Ark. • Bud Walton Arena



Auburn 83 • 12-2,1-0 SEC

#	Player		Total		3-Ptr		Rebounds			PF	TP	A	TO	Blk	Stl	Min
			FG-FGA	FG-FGA	FT-FTA	Off	Def	Tot								
02	Jaylin Williams	f	5-9	1-3	0-0	0	3	3	0	11	1	1	0	0	24	
04	Johni Broome	f	7-13	0-2	0-0	3	5	8	1	14	3	2	2	2	25	
05	Chris Moore	f	0-1	0-0	0-0	1	0	1	0	0	0	2	0	1	14	
01	Aden Holloway	g	2-9	1-4	0-0	1	4	5	1	5	0	0	0	0	21	
12	Denver Jones	g	2-5	1-1	2-3	0	0	0	0	7	1	0	1	1	19	
00	K.D. Johnson		2-8	0-2	2-2	0	2	2	2	6	2	1	0	1	20	
03	Tre Donaldson		5-6	1-1	0-0	0	7	7	1	11	4	1	0	0	19	
10	Chad Baker-Mazara		5-9	2-3	4-4	1	3	4	2	16	3	0	0	0	21	
23	Addarin Scott		0-0	0-0	0-0	0	1	1	0	0	1	0	0	0	2	
31	Lior Berman		1-2	0-1	0-0	0	1	1	1	2	1	0	0	0	7	
24	Chaney Johnson		2-5	1-1	0-0	0	3	3	3	5	0	0	0	0	15	
44	Dylan Cardwell		3-3	0-0	0-2	3	5	8	3	6	0	0	2	0	13	
	Team						2	1	3							
Totals			34-70	7-18	8-11	11	35	46	14	83	16	7	5	5	200	
FG % 1st Half: 15-37			40.5%	2nd half: 19-33	57.6%	Game: 34-70		48.6%	Deadball Rebounds 2							
3FG % 1st Half: 2-10			20.0%	2nd half: 5-8	62.5%	Game: 7-18		38.9%								
FT % 1st Half: 5-6			83.3%	2nd half: 3-5	60.0%	Game: 8-11		72.7%								