



Arkansas at Florida

01/13/24 Exactech Arena at Stephen C. O'Connell Center, Gainesville
2023-24 Men's Basketball

Game Time: 4:00 PM
Game Duration: 1:55
Attendance: 10,445

Officials: Joe Lindsay, Wil Howard, Rob Rorke

Arkansas - 68

Record: 9-7 (0-3)

Table with columns: NO. Name, Min, FG, 3P, FT, Rebounds, Fouls, TP, AS, TO, ST, Blocks, +/-

Shooting By Period table with columns: 1st FG%, 3PT%, FT%, 2nd FG%, 3PT%, FT%, GM FG%, 3PT%, FT%

Dead Ball Rebounds: 4, 1

Technical Fouls::NONE

Florida - 90

Record: 11-5 (1-2)

Table with columns: NO. Name, Min, FG, 3P, FT, Rebounds, Fouls, TP, AS, TO, ST, Blocks, +/-

Shooting By Period table with columns: 1st FG%, 3PT%, FT%, 2nd FG%, 3PT%, FT%, GM FG%, 3PT%, FT%

Dead Ball Rebounds: 1, 0

Technical Fouls::NONE

Table with columns: ARK, UF for Biggest lead, Best Scoring Run, Lead Changes, Times Tied, Time with Lead

Table with columns: Points from, Turnovers, Paint, Second Chance, Fast Breaks, Bench for ARK, UF

Table with columns: 1st, 2nd, TOT for Period by Period Scoring for ARK, UF



**Arkansas at Florida**

01/13/24 Exactech Arena at Stephen C. O'Connell Center, Gainesville  
2023-24 Men's Basketball

**Game Time:** 4:00 PM  
**Game Duration:** 1:55  
**Attendance:** 10,445

**Officials:** Joe Lindsay, Wil Howard, Rob Rorke

**Period 1**

**Quarter Starters:**

<b>UF</b>	0 Pullin Z	1 Clayton Jr. W	3 Handlogten M	4 Samuel T	5 Richard W
<b>ARK</b>	2 Brazile T	4 Davis D	12 Mark T	15 Mitchell M	24 Davenport J

Game Time	UF	Score	Diff	ARK
20:00	3 HANDLOGTEN M jumpball lost			2 BRAZILE T jumpball won
19:38				4 DAVIS D 2pt FG outside the paint, floating jump shot missed
19:35	4 SAMUEL T defensive rebound (1)			
19:12	0 PULLIN Z 2pt FG outside the paint, jump shot blocked			
19:12				12 MARK T block (1)
19:12	offensive rebound (2)			
19:10	1 CLAYTON JR. W foul drawn (1)			4 DAVIS D foul personal (1 - 1)
19:09	5 RICHARD W foul drawn (1)			15 MITCHELL M foul shooting (1 - 2)
19:09	5 RICHARD W free throw 1 - 2 made (1)	<b>1-0</b>	<b>1</b>	
19:09	5 RICHARD W free throw 2 - 2 made (2)	<b>2-0</b>	<b>2</b>	
18:50		<b>2-3</b>	<b>-1</b>	24 DAVENPORT J 3pt FG , jump shot made (3)
18:50				12 MARK T assist (1)
18:22	4 SAMUEL T turnover bad pass (1)			
18:10	5 RICHARD W foul shooting (1 - 1)			24 DAVENPORT J foul drawn (1)
18:10		<b>2-4</b>	<b>-2</b>	24 DAVENPORT J free throw 1 - 2 made (4)
18:10				24 DAVENPORT J free throw 2 - 2 missed
18:08				2 BRAZILE T offensive rebound (1)
18:05				12 MARK T 3pt FG second chance, jump shot missed
18:02	4 SAMUEL T defensive rebound (2)			
17:59	4 SAMUEL T turnover lost ball (2)			2 BRAZILE T steal (1)
17:48				12 MARK T 2pt FG from turnover in the paint, driving layup blocked
17:48	4 SAMUEL T block (1)			
17:44	0 PULLIN Z defensive rebound (1)			
17:41	1 CLAYTON JR. W 3pt FG fast break, jump shot made (3)	<b>5-4</b>	<b>1</b>	
17:41	0 PULLIN Z assist (1)			
17:12		<b>5-7</b>	<b>-2</b>	2 BRAZILE T 3pt FG , jump shot made (3)
16:50	0 PULLIN Z 2pt FG in the paint, driving layup missed			
16:45	3 HANDLOGTEN M offensive rebound (1)			
16:45	3 HANDLOGTEN M 2pt FG second chance in the paint, layup missed			
16:44	4 SAMUEL T offensive rebound (3)			
16:44	4 SAMUEL T 2pt FG second chance in the paint, layup made (2)	<b>7-7</b>	<b>0</b>	
16:27	0 PULLIN Z steal (1)			2 BRAZILE T turnover lost ball (1)
16:20	1 CLAYTON JR. W 2pt FG fast break from turnover outside the paint, jump shot made (5)	<b>9-7</b>	<b>2</b>	
16:02				12 MARK T turnover travel (1)
16:02	3 HANDLOGTEN M substitution out			
16:02	5 RICHARD W substitution out			
16:02	2 KUGEL R substitution in			
16:02	21 CONDON A substitution in			
16:02				2 BRAZILE T substitution out
16:02				11 GRAHAM J substitution in



**Arkansas at Florida**

01/13/24 Exactech Arena at Stephen C. O'Connell Center, Gainesville  
2023-24 Men's Basketball

**Game Time:** 4:00 PM  
**Game Duration:** 1:55  
**Attendance:** 10,445

**Officials:** Joe Lindsay, Wil Howard, Rob Rorke

Game Time	UF	Score	Diff	ARK
15:42	0 PULLIN Z 2pt FG from turnover in the paint, jump shot made (2)	<b>11-7</b>	<b>4</b>	
15:21				15 MITCHELL M 2pt FG in the paint, layup missed
15:19	21 CONDON A defensive rebound (1)			
15:05	0 PULLIN Z 2pt FG in the paint, floating jump shot made (4)	<b>13-7</b>	<b>6</b>	
15:05	0 PULLIN Z foul drawn (1)			4 DAVIS D foul shooting (2 - 3)
15:05	Timeout media			
15:05				4 DAVIS D substitution out
15:05				0 BATTLE K substitution in
15:05	0 PULLIN Z free throw 1 - 1 missed			
15:01				0 BATTLE K defensive rebound (1)
14:39				11 GRAHAM J 2pt FG in the paint, jump shot missed
14:37	4 SAMUEL T defensive rebound (4)			
14:29	4 SAMUEL T 3pt FG , jump shot made (5)	<b>16-7</b>	<b>9</b>	
14:29	0 PULLIN Z assist (2)			
14:11				0 BATTLE K 2pt FG in the paint, layup missed
14:08	21 CONDON A defensive rebound (2)			
14:01	0 PULLIN Z foul drawn (2)			0 BATTLE K foul shooting (1 - 4)
14:01	0 PULLIN Z free throw 1 - 2 made (5)	<b>17-7</b>	<b>10</b>	
14:01				15 MITCHELL M substitution out
14:01				2 BRAZILE T substitution in
14:01	0 PULLIN Z free throw 2 - 2 made (6)	<b>18-7</b>	<b>11</b>	
13:46		<b>18-9</b>	<b>9</b>	12 MARK T 2pt FG outside the paint, pull up jump shot made (2)
13:26	2 KUGEL R 2pt FG in the paint, driving layup missed			
13:23				12 MARK T defensive rebound (1)
13:17				0 BATTLE K 3pt FG , jump shot missed
13:14	21 CONDON A defensive rebound (3)			
13:08	1 CLAYTON JR. W 2pt FG in the paint, driving layup made (7)	<b>20-9</b>	<b>11</b>	
12:51				12 MARK T 2pt FG in the paint, driving layup blocked
12:51	21 CONDON A block (1)			
12:49				11 GRAHAM J offensive rebound (1)
12:46	2 KUGEL R foul shooting (1 - 2)			11 GRAHAM J foul drawn (1)
12:46				11 GRAHAM J free throw 1 - 2 missed
12:46				offensive dead ball rebound (1)
12:46	1 CLAYTON JR. W substitution out			
12:46	4 SAMUEL T substitution out			
12:46	3 HANDLOGTEN M substitution in			
12:46	11 ABERDEEN D substitution in			
12:46				0 BATTLE K substitution out
12:46				1 MENIFIELD JR. K substitution in
12:46				11 GRAHAM J free throw 2 - 2 missed
12:45	21 CONDON A defensive rebound (4)			
12:30	21 CONDON A 3pt FG , jump shot missed			
12:26	offensive rebound (12)			
12:26				11 GRAHAM J substitution out
12:26				8 LAWSON C substitution in
12:23	2 KUGEL R 2pt FG second chance in the paint, layup missed			
12:21	3 HANDLOGTEN M offensive rebound (2)			
12:21	3 HANDLOGTEN M 2pt FG second chance in the paint, layup made (2)	<b>22-9</b>	<b>13</b>	



**Arkansas at Florida**

01/13/24 Exactech Arena at Stephen C. O'Connell Center, Gainesville  
2023-24 Men's Basketball

**Game Time:** 4:00 PM  
**Game Duration:** 1:55  
**Attendance:** 10,445

**Officials:** Joe Lindsay, Wil Howard, Rob Rorke

Game Time	UF	Score	Diff	ARK
12:21	3 HANDLOGTEN M foul drawn (1)			24 DAVENPORT J foul shooting (1 - 5)
12:21	3 HANDLOGTEN M free throw 1 - 1 made (3)	<b>23-9</b>	<b>14</b>	
12:06	3 HANDLOGTEN M steal (1)			2 BRAZILE T turnover bad pass (2)
12:00	0 PULLIN Z 2pt FG from turnover in the paint, layup missed			
12:00				2 BRAZILE T defensive rebound (2)
12:00	21 CONDON A foul personal (1 - 3)			2 BRAZILE T foul drawn (1)
12:00	Timeout media			
11:46				1 MENIFIELD JR. K 2pt FG in the paint, driving layup missed
11:44	3 HANDLOGTEN M defensive rebound (3)			
11:37	21 CONDON A foul drawn (1)			2 BRAZILE T foul personal (1 - 6)
11:25	2 KUGEL R 2pt FG in the paint, dunk, made (2)	<b>25-9</b>	<b>16</b>	
11:03				12 MARK T 2pt FG outside the paint, jump shot missed
11:00	21 CONDON A defensive rebound (5)			
10:54	2 KUGEL R turnover bad pass (1)			
10:54				8 LAWSON C substitution out
10:54				15 MITCHELL M substitution in
10:40				2 BRAZILE T 2pt FG from turnover in the paint, layup missed
10:38	2 KUGEL R defensive rebound (1)			
10:31	2 KUGEL R 2pt FG in the paint, layup made (4)	<b>27-9</b>	<b>18</b>	
10:29				Timeout 30 Sec
10:29	0 PULLIN Z substitution out			
10:29	1 CLAYTON JR. W substitution in			
10:04	21 CONDON A foul shooting (2 - 4)			24 DAVENPORT J foul drawn (2)
10:04				24 DAVENPORT J free throw 1 - 2 missed
10:04				offensive dead ball rebound (2)
10:04	21 CONDON A substitution out			
10:04	4 SAMUEL T substitution in			
10:04				1 MENIFIELD JR. K substitution out
10:04				12 MARK T substitution out
10:04				5 PINION J substitution in
10:04				6 BLOCKER L substitution in
10:04		<b>27-10</b>	<b>17</b>	24 DAVENPORT J free throw 2 - 2 made (5)
09:55	1 CLAYTON JR. W 3pt FG , jump shot missed			
09:51	3 HANDLOGTEN M offensive rebound (4)			
09:40	4 SAMUEL T 2pt FG second chance in the paint, layup blocked			
09:40				15 MITCHELL M block (1)
09:40	offensive rebound (18)			
09:35	1 CLAYTON JR. W turnover lost ball (1)			6 BLOCKER L steal (1)
09:31	4 SAMUEL T steal (1)			5 PINION J turnover bad pass (1)
09:21	2 KUGEL R 2pt FG from turnover in the paint, layup missed			
09:18	4 SAMUEL T offensive rebound (5)			
09:17	4 SAMUEL T 2pt FG from turnover second chance in the paint, dunk, made (7)	<b>29-10</b>	<b>19</b>	
09:01	1 CLAYTON JR. W foul shooting (1 - 5)			24 DAVENPORT J foul drawn (3)
09:01		<b>29-11</b>	<b>18</b>	24 DAVENPORT J free throw 1 - 3 made (6)
09:01		<b>29-12</b>	<b>17</b>	24 DAVENPORT J free throw 2 - 3 made (7)
09:01	2 KUGEL R substitution out			
09:01	11 ABERDEEN D substitution out			
09:01	0 PULLIN Z substitution in			



**Arkansas at Florida**

01/13/24 Exactech Arena at Stephen C. O'Connell Center, Gainesville  
2023-24 Men's Basketball

**Game Time:** 4:00 PM  
**Game Duration:** 1:55  
**Attendance:** 10,445

**Officials:** Joe Lindsay, Wil Howard, Rob Rorke

Game Time	UF	Score	Diff	ARK
09:01	5 RICHARD W substitution in			
09:01		<b>29-13</b>	<b>16</b>	24 DAVENPORT J free throw 3 - 3 made (8)
08:46	1 CLAYTON JR. W turnover bad pass (2)			24 DAVENPORT J steal (1)
08:41		<b>29-15</b>	<b>14</b>	6 BLOCKER L 2pt FG fast break from turnover in the paint, layup made (2)
08:41				24 DAVENPORT J assist (1)
08:25	0 PULLIN Z 3pt FG , jump shot made (9)	<b>32-15</b>	<b>17</b>	
08:25	4 SAMUEL T assist (1)			
08:05				2 BRAZILE T 3pt FG , jump shot missed
08:02	3 HANDLOGTEN M defensive rebound (5)			
07:49	1 CLAYTON JR. W 3pt FG , jump shot missed			
07:46				5 PINION J defensive rebound (1)
07:42		<b>32-17</b>	<b>15</b>	2 BRAZILE T 2pt FG fast break in the paint, dunk, made (5)
07:42				24 DAVENPORT J assist (2)
07:20	5 RICHARD W 2pt FG in the paint, jump shot blocked			
07:20				15 MITCHELL M block (2)
07:16				2 BRAZILE T defensive rebound (3)
07:09		<b>32-20</b>	<b>12</b>	5 PINION J 3pt FG , jump shot made (3)
07:09				24 DAVENPORT J assist (3)
06:56	1 CLAYTON JR. W turnover bad pass (3)			5 PINION J steal (1)
06:47		<b>32-22</b>	<b>10</b>	5 PINION J 2pt FG from turnover in the paint, layup made (5)
06:46	Timeout 30 Sec			
06:46	Timeout media			
06:46	4 SAMUEL T substitution out			
06:46	10 HAUGH T substitution in			
06:21	1 CLAYTON JR. W 2pt FG outside the paint, pull up jump shot made (9)	<b>34-22</b>	<b>12</b>	
06:03				6 BLOCKER L 2pt FG in the paint, driving layup blocked
06:03	5 RICHARD W block (1)			
06:03				offensive rebound (8)
06:03	5 RICHARD W substitution out			
06:03	2 KUGEL R substitution in			
05:57	3 HANDLOGTEN M foul shooting (1 - 6)			6 BLOCKER L foul drawn (1)
05:57				6 BLOCKER L free throw 1 - 2 missed
05:57				offensive dead ball rebound (3)
05:57				6 BLOCKER L free throw 2 - 2 missed
05:56	3 HANDLOGTEN M defensive rebound (6)			
05:48	0 PULLIN Z 3pt FG , jump shot missed			
05:45				15 MITCHELL M defensive rebound (1)
05:39		<b>34-25</b>	<b>9</b>	24 DAVENPORT J 3pt FG , jump shot made (11)
05:04	0 PULLIN Z foul drawn (3)			6 BLOCKER L foul shooting (1 - 7)
05:04	0 PULLIN Z free throw 1 - 2 made (10)	<b>35-25</b>	<b>10</b>	
05:04	1 CLAYTON JR. W substitution out			
05:04	3 HANDLOGTEN M substitution out			
05:04	10 HAUGH T substitution out			
05:04	4 SAMUEL T substitution in			
05:04	5 RICHARD W substitution in			
05:04	21 CONDON A substitution in			
05:04				15 MITCHELL M substitution out
05:04				11 GRAHAM J substitution in



**Arkansas at Florida**

01/13/24 Exactech Arena at Stephen C. O'Connell Center, Gainesville  
2023-24 Men's Basketball

**Game Time:** 4:00 PM  
**Game Duration:** 1:55  
**Attendance:** 10,445

**Officials:** Joe Lindsay, Wil Howard, Rob Rorke

Game Time	UF	Score	Diff	ARK
05:04	0 PULLIN Z free throw 2 - 2 made (11)	<b>36-25</b>	<b>11</b>	
04:39				24 DAVENPORT J 3pt FG , jump shot missed
04:34				6 BLOCKER L offensive rebound (1)
04:30		<b>36-27</b>	<b>9</b>	24 DAVENPORT J 2pt FG second chance outside the paint, jump shot made (13)
04:30				2 BRAZILE T assist (1)
04:21	5 RICHARD W 3pt FG , jump shot made (5)	<b>39-27</b>	<b>12</b>	
04:21	0 PULLIN Z assist (3)			
04:00				24 DAVENPORT J 2pt FG in the paint, layup missed
03:57	21 CONDON A defensive rebound (6)			
03:50	5 RICHARD W 3pt FG , jump shot missed			
03:47				6 BLOCKER L defensive rebound (2)
03:42				6 BLOCKER L 2pt FG in the paint, layup missed
03:39	5 RICHARD W defensive rebound (1)			
03:35	5 RICHARD W 2pt FG in the paint, driving layup made (7)	<b>41-27</b>	<b>14</b>	
03:35	0 PULLIN Z assist (4)			
03:03				2 BRAZILE T 2pt FG in the paint, dunk, blocked
03:03	21 CONDON A block (2)			
02:58	4 SAMUEL T defensive rebound (6)			
02:54	2 KUGEL R 2pt FG in the paint, layup missed			
02:54				defensive dead ball rebound (4)
02:54	Timeout media			
02:54				2 BRAZILE T substitution out
02:54				5 PINION J substitution out
02:54				6 BLOCKER L substitution out
02:54				24 DAVENPORT J substitution out
02:54				3 ELLIS E substitution in
02:54				4 DAVIS D substitution in
02:54				12 MARK T substitution in
02:54				15 MITCHELL M substitution in
02:40		<b>41-29</b>	<b>12</b>	12 MARK T 2pt FG outside the paint, pull up jump shot made (4)
02:15	2 KUGEL R 3pt FG , jump shot missed			
02:11				11 GRAHAM J defensive rebound (2)
01:58		<b>41-31</b>	<b>10</b>	11 GRAHAM J 2pt FG in the paint, jump shot made (2)
01:50	0 PULLIN Z 2pt FG in the paint, driving layup blocked			
01:50				11 GRAHAM J block (1)
01:45	2 KUGEL R offensive rebound (2)			
01:45	21 CONDON A foul drawn (2)			3 ELLIS E foul personal (1 - 8)
01:45	21 CONDON A 1&1 free throw 1 made (1)	<b>42-31</b>	<b>11</b>	
01:45	21 CONDON A 1&1 free throw 2 missed			
01:44				15 MITCHELL M defensive rebound (2)
01:29				11 GRAHAM J 2pt FG in the paint, dunk, blocked
01:29	21 CONDON A block (3)			
01:25	2 KUGEL R defensive rebound (3)			
01:23	2 KUGEL R 2pt FG fast break in the paint, driving layup made (6)	<b>44-31</b>	<b>13</b>	
01:06				3 ELLIS E 2pt FG in the paint, layup missed
01:03	0 PULLIN Z defensive rebound (2)			
00:55	2 KUGEL R 2pt FG in the paint, dunk, made (8)	<b>46-31</b>	<b>15</b>	
00:30	2 KUGEL R steal (1)			15 MITCHELL M turnover lost ball (1)



Official Basketball Play by Play - First Half

### Arkansas at Florida

01/13/24 Exactech Arena at Stephen C. O'Connell Center, Gainesville  
2023-24 Men's Basketball

**Game Time:** 4:00 PM  
**Game Duration:** 1:55  
**Attendance:** 10,445

**Officials:** Joe Lindsay, Wil Howard, Rob Rorke

Game Time	UF	Score	Diff	ARK
00:21	4 SAMUEL T 2pt FG from turnover in the paint, layup blocked			
00:21				11 GRAHAM J block (2)
00:17				11 GRAHAM J defensive rebound (3)
00:01		<b>46-33</b>	<b>13</b>	12 MARK T 2pt FG in the paint, layup made (6)
<b>END OF PERIOD</b>				
<b>UF 46-33 ARK</b>				



**Arkansas at Florida**

01/13/24 Exactech Arena at Stephen C. O'Connell Center, Gainesville  
2023-24 Men's Basketball

Game Time: 4:00 PM  
Game Duration: 1:55  
Attendance: 10,445

Officials: Joe Lindsay, Wil Howard, Rob Rorke

**Arkansas - 33**

NO.	Name	F	Min	FG			Rebounds			Fouls		TP	AS	TO	ST	Blocks		+/-
				M-A	M-A	M-A	OR	DR	TOT	PF	FD					BS	BA	
2	Trevon Brazile	F	15:05	2-5	1-2	0-0	1	2	3	1	1	5	1	2	1	0	1	-6
15	Makhi Mitchell	F	14:43	0-1	0-0	0-0	0	2	2	1	0	0	0	1	0	2	0	-3
4	Davonte Davis	G	07:49	0-1	0-0	0-0	0	0	0	2	0	0	0	0	0	0	0	-5
12	Tramon Mark	G	12:50	3-7	0-1	0-0	0	1	1	0	0	6	1	1	0	1	2	-17
24	Jeremiah Davenport	G	17:06	3-5	2-3	5-7	0	0	0	1	3	13	3	0	1	0	0	-14
11	Jalen Graham		08:40	1-3	0-0	0-2	1	2	3	0	1	2	0	0	0	2	1	-12
0	Khalif Battle		02:19	0-2	0-1	0-0	0	1	1	1	0	0	0	0	0	0	0	-5
1	Keyon Menifield Jr.		02:42	0-1	0-0	0-0	0	0	0	0	0	0	0	0	0	0	0	-7
8	Chandler Lawson		01:32	0-0	0-0	0-0	0	0	0	0	0	0	0	0	0	0	0	-5
5	Joseph Pinion		07:10	2-2	1-1	0-0	0	1	1	0	0	5	0	1	1	0	0	4
6	Layden Blocker		07:10	1-3	0-0	0-2	1	1	2	1	1	2	0	0	1	0	1	4
3	El Ellis		02:54	0-1	0-0	0-0	0	0	0	1	0	0	0	0	0	0	0	1
Team							1	0	1			0		0				
<b>Totals</b>				12-31	4-8	5-11	4	10	14	8	6	33	5	5	4	5	5	-13

Shooting By Period		
1st FG%	12-31	38.7%
3PT%	4-8	50.0%
FT%	5-11	45.5%
GM FG%	12-31	38.7%
3PT%	4-8	50.0%
FT%	5-11	45.5%

Dead Ball Rebounds: 3, 1

Technical Fouls::NONE

**Florida - 46**

NO.	Name	F	Min	FG			Rebounds			Fouls		TP	AS	TO	ST	Blocks		+/-
				M-A	M-A	M-A	OR	DR	TOT	PF	FD					BS	BA	
4	Tyrese Samuel	F	15:36	3-5	1-1	0-0	2	4	6	0	0	7	1	2	1	1	2	6
3	Micah Handlogten	C	11:40	1-2	0-0	1-1	3	3	6	1	1	3	0	0	1	0	0	1
0	Zyon Pullin	G	18:32	3-8	1-2	4-5	0	2	2	0	3	11	4	0	1	0	2	14
1	Walter Clayton Jr.	G	12:39	4-6	1-3	0-0	0	0	0	1	1	9	0	3	0	0	0	3
5	Will Richard	G	12:00	2-4	1-2	2-2	0	1	1	1	1	7	0	0	0	1	1	0
2	Riley Kugel		13:04	4-9	0-1	0-0	1	2	3	1	0	8	0	1	1	0	0	16
21	Alex Condon		11:02	0-1	0-1	1-2	0	6	6	2	2	1	0	0	0	3	0	19
11	Denzel Aberdeen		03:45	0-0	0-0	0-0	0	0	0	0	0	0	0	0	0	0	0	6
10	Thomas Haugh		01:42	0-0	0-0	0-0	0	0	0	0	0	0	0	0	0	0	0	0
Team							3	0	3			0		0				
<b>Totals</b>				17-35	4-10	8-10	9	18	27	6	8	46	5	6	4	5	5	13

Shooting By Period		
1st FG%	17-35	48.6%
3PT%	4-10	40.0%
FT%	8-10	80%
GM FG%	17-35	48.6%
3PT%	4-10	40.0%
FT%	8-10	80.0%

Dead Ball Rebounds: 0, 0

Technical Fouls::NONE

	ARK	UF
Biggest lead	2 (1st 18:10)	19 (1st 9:17)
Best Scoring Run	7(1st 6:47)	13(1st 14:01)
Lead Changes	4	
Times Tied	1	
Time with Lead	01:37	17:08

Points from	ARK	UF
Turnovers	5	6
Paint	10	22
Second Chance	2	10
Fast Breaks	4	7
Bench	9	9

	Period by Period Scoring		
	1st	2nd	TOT
ARK	33	35	68
UF	46	44	90





**Period 2**

**Quarter Starters:**

<b>UF</b>	0 Pullin Z	1 Clayton Jr. W	3 Handlogten M	4 Samuel T	5 Richard W
<b>ARK</b>	2 Brazile T	4 Davis D	12 Mark T	15 Mitchell M	24 Davenport J

Game Time	UF	Score	Diff	ARK
20:00	2 KUGEL R substitution out			
20:00	21 CONDON A substitution out			
20:00	1 CLAYTON JR. W substitution in			
20:00	3 HANDLOGTEN M substitution in			
20:00				3 ELLIS E substitution out
20:00				11 GRAHAM J substitution out
20:00				2 BRAZILE T substitution in
20:00				24 DAVENPORT J substitution in
19:39	5 RICHARD W 3pt FG , jump shot made (10)	<b>49-33</b>	<b>16</b>	
19:39	0 PULLIN Z assist (5)			
19:18	5 RICHARD W steal (1)			15 MITCHELL M turnover bad pass (2)
19:12	4 SAMUEL T 3pt FG from turnover, jump shot missed			
19:10				15 MITCHELL M defensive rebound (3)
18:59	1 CLAYTON JR. W foul personal (2 - 1)			15 MITCHELL M foul drawn (1)
18:49		<b>49-35</b>	<b>14</b>	12 MARK T 2pt FG outside the paint, jump shot made (8)
18:27	4 SAMUEL T 2pt FG outside the paint, jump shot made (9)	<b>51-35</b>	<b>16</b>	
18:27	1 CLAYTON JR. W assist (1)			
18:08	jump ball situation			
18:01				24 DAVENPORT J 2pt FG in the paint, jump shot blocked
18:01	5 RICHARD W block (2)			
17:58	3 HANDLOGTEN M defensive rebound (7)			
17:53	4 SAMUEL T 2pt FG outside the paint, jump shot made (11)	<b>53-35</b>	<b>18</b>	
17:53	5 RICHARD W assist (1)			
17:37				2 BRAZILE T 2pt FG in the paint, jump shot missed
17:34	1 CLAYTON JR. W defensive rebound (1)			
17:27	4 SAMUEL T 3pt FG , jump shot missed			
17:23				2 BRAZILE T defensive rebound (4)
17:17				12 MARK T 2pt FG in the paint, jump shot missed
17:14	1 CLAYTON JR. W defensive rebound (2)			
17:07	1 CLAYTON JR. W turnover bad pass (4)			12 MARK T steal (1)
17:04		<b>53-37</b>	<b>16</b>	12 MARK T 2pt FG fast break from turnover in the paint, layup made (10)
16:51	1 CLAYTON JR. W 2pt FG outside the paint, floating jump shot made (11)	<b>55-37</b>	<b>18</b>	
16:33				24 DAVENPORT J 2pt FG in the paint, layup missed
16:30	0 PULLIN Z defensive rebound (3)			
16:26	4 SAMUEL T 2pt FG fast break in the paint, dunk, made (13)	<b>57-37</b>	<b>20</b>	
16:26	0 PULLIN Z assist (6)			
16:26				Timeout 30 Sec
16:26				Timeout media
16:26				2 BRAZILE T substitution out
16:26				4 DAVIS D substitution out
16:26				15 MITCHELL M substitution out
16:26				24 DAVENPORT J substitution out



**Officials:** Joe Lindsay, Wil Howard, Rob Rorke

Game Time	UF	Score	Diff	ARK
16:26				5 PINION J substitution in
16:26				6 BLOCKER L substitution in
16:26				10 FALL B substitution in
16:26				11 GRAHAM J substitution in
16:12	5 RICHARD W foul shooting (2 - 2)			5 PINION J foul drawn (1)
16:12		<b>57-38</b>	<b>19</b>	5 PINION J free throw 1 - 2 made (6)
16:12		<b>57-39</b>	<b>18</b>	5 PINION J free throw 2 - 2 made (7)
15:51	1 CLAYTON JR. W 2pt FG in the paint, layup missed			
15:48				11 GRAHAM J defensive rebound (4)
15:44				5 PINION J 3pt FG , jump shot missed
15:40	3 HANDLOGTEN M defensive rebound (8)			
15:36	0 PULLIN Z foul drawn (4)			12 MARK T foul shooting (1 - 1)
15:36	Timeout media			
15:36	1 CLAYTON JR. W substitution out			
15:36	3 HANDLOGTEN M substitution out			
15:36	2 KUGEL R substitution in			
15:36	21 CONDON A substitution in			
15:36	0 PULLIN Z free throw fast break 1 - 2 made (12)	<b>58-39</b>	<b>19</b>	
15:36	0 PULLIN Z free throw fast break 2 - 2 missed			
15:35				5 PINION J defensive rebound (2)
15:15				11 GRAHAM J 2pt FG in the paint, layup blocked
15:15	2 KUGEL R block (1)			
15:15				offensive rebound (19)
15:04				5 PINION J 2pt FG second chance in the paint, layup missed
14:59	4 SAMUEL T defensive rebound (7)			
14:57	0 PULLIN Z turnover lost ball (1)			12 MARK T steal (2)
14:52	4 SAMUEL T foul shooting (1 - 3)			5 PINION J foul drawn (2)
14:52		<b>58-40</b>	<b>18</b>	5 PINION J free throw fast break 1 - 2 made (8)
14:52		<b>58-41</b>	<b>17</b>	5 PINION J free throw fast break 2 - 2 made (9)
14:41	5 RICHARD W 3pt FG , jump shot missed			
14:37				6 BLOCKER L defensive rebound (3)
14:33		<b>58-44</b>	<b>14</b>	5 PINION J 3pt FG fast break, jump shot made (12)
14:33				6 BLOCKER L assist (1)
14:12	2 KUGEL R 3pt FG , jump shot made (11)	<b>61-44</b>	<b>17</b>	
13:53				12 MARK T 2pt FG outside the paint, pull up jump shot missed
13:48	4 SAMUEL T defensive rebound (8)			
13:46	5 RICHARD W 3pt FG , jump shot missed			
13:42	2 KUGEL R offensive rebound (4)			
13:42	2 KUGEL R foul drawn (1)			10 FALL B foul personal (1 - 2)
13:42	4 SAMUEL T substitution out			
13:42	3 HANDLOGTEN M substitution in			
13:42				12 MARK T substitution out
13:42				24 DAVENPORT J substitution in
13:31	0 PULLIN Z 3pt FG second chance, jump shot missed			
13:24	0 PULLIN Z offensive rebound (4)			
13:16	5 RICHARD W 3pt FG second chance, jump shot made (13)	<b>64-44</b>	<b>20</b>	
13:16	0 PULLIN Z assist (7)			
12:45		<b>64-46</b>	<b>18</b>	11 GRAHAM J 2pt FG in the paint, layup made (4)
12:40	2 KUGEL R 2pt FG fast break in the paint, layup made (13)	<b>66-46</b>	<b>20</b>	



**Officials:** Joe Lindsay, Wil Howard, Rob Rorke

Game Time	UF	Score	Diff	ARK
12:40	0 PULLIN Z assist (8)			
12:25	3 HANDLOGTEN M steal (2)			5 PINION J turnover lost ball (2)
12:25	0 PULLIN Z substitution out			
12:25	1 CLAYTON JR. W substitution in			
12:25				5 PINION J substitution out
12:25				10 FALL B substitution out
12:25				2 BRAZILE T substitution in
12:25				12 MARK T substitution in
12:15	5 RICHARD W 3pt FG from turnover, jump shot missed			
12:12				2 BRAZILE T defensive rebound (5)
12:07	3 HANDLOGTEN M foul shooting (2 - 4)			6 BLOCKER L foul drawn (2)
12:07				6 BLOCKER L free throw fast break 1 - 2 missed
12:07				offensive dead ball rebound (5)
12:07		<b>66-47</b>	<b>19</b>	6 BLOCKER L free throw fast break 2 - 2 made (3)
11:40	2 KUGEL R foul drawn (2)			11 GRAHAM J foul shooting (1 - 3)
11:40	Timeout media			
11:40	2 KUGEL R free throw 1 - 2 made (14)	<b>67-47</b>	<b>20</b>	
11:40	2 KUGEL R free throw 2 - 2 made (15)	<b>68-47</b>	<b>21</b>	
11:17	21 CONDON A foul shooting (3 - 5)			11 GRAHAM J foul drawn (2)
11:17		<b>68-48</b>	<b>20</b>	11 GRAHAM J free throw 1 - 2 made (5)
11:17		<b>68-49</b>	<b>19</b>	11 GRAHAM J free throw 2 - 2 made (6)
10:58	5 RICHARD W turnover bad pass (1)			2 BRAZILE T steal (2)
10:52				12 MARK T 2pt FG from turnover in the paint, layup missed
10:48				11 GRAHAM J offensive rebound (5)
10:48		<b>68-51</b>	<b>17</b>	11 GRAHAM J 2pt FG from turnover second chance in the paint, layup made (8)
10:31	1 CLAYTON JR. W 2pt FG in the paint, driving layup missed			
10:29				12 MARK T defensive rebound (2)
10:25				2 BRAZILE T 2pt FG in the paint, layup missed
10:22	21 CONDON A defensive rebound (7)			
10:20	1 CLAYTON JR. W 2pt FG in the paint, layup blocked			
10:20				6 BLOCKER L block (1)
10:19				defensive rebound (24)
10:19				12 MARK T substitution out
10:19				5 PINION J substitution in
09:56				2 BRAZILE T 3pt FG , jump shot missed
09:52	1 CLAYTON JR. W defensive rebound (3)			
09:48	2 KUGEL R 2pt FG fast break in the paint, dunk, made (17)	<b>70-51</b>	<b>19</b>	
09:48	1 CLAYTON JR. W assist (2)			
09:30				5 PINION J 3pt FG , jump shot missed
09:26	21 CONDON A defensive rebound (8)			
09:12	21 CONDON A 2pt FG in the paint, layup made (3)	<b>72-51</b>	<b>21</b>	
09:12	21 CONDON A foul drawn (3)			5 PINION J foul shooting (1 - 4)
09:12	5 RICHARD W substitution out			
09:12	0 PULLIN Z substitution in			
09:12				2 BRAZILE T substitution out
09:12				24 DAVENPORT J substitution out
09:12				7 HARRIS D substitution in
09:12				12 MARK T substitution in



**Officials:** Joe Lindsay, Wil Howard, Rob Rorke

Game Time	UF	Score	Diff	ARK
09:12	21 CONDON A free throw 1 - 1 made (4)	<b>73-51</b>	<b>22</b>	
08:58		<b>73-53</b>	<b>20</b>	6 BLOCKER L 2pt FG in the paint, driving layup made (5)
08:27	1 CLAYTON JR. W turnover lost ball (5)			
08:27	3 HANDLOGTEN M substitution out			
08:27	4 SAMUEL T substitution in			
08:04				11 GRAHAM J 2pt FG from turnover in the paint, layup missed
07:59	21 CONDON A defensive rebound (9)			
07:40	0 PULLIN Z 3pt FG , jump shot made (15)	<b>76-53</b>	<b>23</b>	
07:22		<b>76-55</b>	<b>21</b>	12 MARK T 2pt FG in the paint, layup made (12)
06:57	2 KUGEL R 2pt FG in the paint, layup missed			
06:53	4 SAMUEL T offensive rebound (9)			
06:53	4 SAMUEL T 2pt FG second chance in the paint, layup made (15)	<b>78-55</b>	<b>23</b>	
06:28		<b>78-57</b>	<b>21</b>	6 BLOCKER L 2pt FG in the paint, layup made (7)
06:09	4 SAMUEL T 2pt FG in the paint, turnaround jump shot missed			
06:08				defensive rebound (25)
06:08	Timeout media			
06:08	1 CLAYTON JR. W substitution out			
06:08	5 RICHARD W substitution in			
06:08				7 HARRIS D substitution out
06:08				11 GRAHAM J substitution out
06:08				2 BRAZILE T substitution in
06:08				15 MITCHELL M substitution in
05:57	2 KUGEL R foul personal (2 - 6)			12 MARK T foul drawn (1)
05:50				15 MITCHELL M 2pt FG in the paint, layup missed
05:47	4 SAMUEL T defensive rebound (10)			
05:35	4 SAMUEL T turnover bad pass (3)			6 BLOCKER L steal (2)
05:35	21 CONDON A foul personal (4 - 7)			6 BLOCKER L foul drawn (3)
05:35		<b>78-58</b>	<b>20</b>	6 BLOCKER L 1&1 free throw 1 made (8)
05:35		<b>78-59</b>	<b>19</b>	6 BLOCKER L 1&1 free throw 2 made (9)
05:06	2 KUGEL R 3pt FG , jump shot made (20)	<b>81-59</b>	<b>22</b>	
04:42				6 BLOCKER L 3pt FG , jump shot missed
04:38				15 MITCHELL M offensive rebound (4)
04:33				15 MITCHELL M 2pt FG second chance in the paint, turnaround jump shot missed
04:31	defensive rebound (43)			
04:31	21 CONDON A substitution out			
04:31	3 HANDLOGTEN M substitution in			
04:09	5 RICHARD W 2pt FG in the paint, layup blocked			
04:09				15 MITCHELL M block (3)
04:04				2 BRAZILE T defensive rebound (6)
04:02	2 KUGEL R steal (2)			2 BRAZILE T turnover bad pass (3)
03:46	5 RICHARD W 3pt FG from turnover, jump shot missed			
03:44	4 SAMUEL T offensive rebound (11)			
03:43	3 HANDLOGTEN M foul drawn (2)			6 BLOCKER L foul shooting (2 - 5)
03:43	Timeout media			
03:43	3 HANDLOGTEN M free throw 1 - 2 missed			
03:43	offensive dead ball rebound (1)			
03:43	3 HANDLOGTEN M free throw 2 - 2 missed			
03:42				2 BRAZILE T defensive rebound (7)



**Arkansas at Florida**

01/13/24 Exactech Arena at Stephen C. O'Connell Center, Gainesville  
2023-24 Men's Basketball

**Game Time:** 4:00 PM  
**Game Duration:** 1:55  
**Attendance:** 10,445

**Officials:** Joe Lindsay, Wil Howard, Rob Rorke

Game Time	UF	Score	Diff	ARK
03:31		<b>81-61</b>	<b>20</b>	2 BRAZILE T 2pt FG in the paint, dunk, made (7)
03:31				5 PINION J assist (1)
03:16	5 RICHARD W 3pt FG , jump shot missed			
03:12				12 MARK T defensive rebound (3)
03:03				5 PINION J 2pt FG in the paint, layup missed
02:59	2 KUGEL R defensive rebound (5)			
02:56	4 SAMUEL T 2pt FG in the paint, dunk, made (17)	<b>83-61</b>	<b>22</b>	
02:41				2 BRAZILE T 3pt FG , jump shot missed
02:38	5 RICHARD W defensive rebound (2)			
02:16	5 RICHARD W 3pt FG , jump shot missed			
02:12	3 HANDLOGTEN M offensive rebound (9)			
02:11	3 HANDLOGTEN M 2pt FG second chance in the paint, layup made (5)	<b>85-61</b>	<b>24</b>	
01:59	3 HANDLOGTEN M foul shooting (3 - 8)			6 BLOCKER L foul drawn (4)
01:59		<b>85-62</b>	<b>23</b>	6 BLOCKER L free throw 1 - 2 made (10)
01:59	2 KUGEL R substitution out			
01:59	4 SAMUEL T substitution out			
01:59	5 RICHARD W substitution out			
01:59	10 HAUGH T substitution in			
01:59	11 ABERDEEN D substitution in			
01:59	30 KUBLICKAS K substitution in			
01:59				2 BRAZILE T substitution out
01:59				15 MITCHELL M substitution out
01:59				10 FALL B substitution in
01:59				11 GRAHAM J substitution in
01:59		<b>85-63</b>	<b>22</b>	6 BLOCKER L free throw 2 - 2 made (11)
01:49	0 PULLIN Z foul drawn (5)			12 MARK T foul personal (2 - 6)
01:49	0 PULLIN Z substitution out			
01:49	21 CONDON A substitution in			
01:42	30 KUBLICKAS K foul drawn (1)			5 PINION J foul shooting (2 - 7)
01:42	30 KUBLICKAS K free throw 1 - 2 made (1)	<b>86-63</b>	<b>23</b>	
01:42	30 KUBLICKAS K free throw 2 - 2 made (2)	<b>87-63</b>	<b>24</b>	
01:24				12 MARK T 3pt FG , jump shot missed
01:21				12 MARK T offensive rebound (4)
01:19		<b>87-65</b>	<b>22</b>	11 GRAHAM J 2pt FG second chance in the paint, layup made (10)
01:19				12 MARK T assist (2)
01:03	21 CONDON A 2pt FG in the paint, layup made (6)	<b>89-65</b>	<b>24</b>	
01:03	21 CONDON A foul drawn (4)			10 FALL B foul shooting (2 - 8)
01:03				10 FALL B substitution out
01:03				12 MARK T substitution out
01:03				7 HARRIS D substitution in
01:03				21 ARBOGAST C substitution in
01:03	21 CONDON A free throw 1 - 1 made (7)	<b>90-65</b>	<b>25</b>	
01:03	3 HANDLOGTEN M substitution out			
01:03	21 CONDON A substitution out			
01:03	12 KLATSKY A substitution in			
01:03	20 MAY J substitution in			
00:51	20 MAY J foul personal (1 - 9)			6 BLOCKER L foul drawn (5)
00:51		<b>90-66</b>	<b>24</b>	6 BLOCKER L 1&1 free throw 1 made (12)



Official Basketball Play by Play - Second Half

### Arkansas at Florida

01/13/24 Exactech Arena at Stephen C. O'Connell Center, Gainesville  
2023-24 Men's Basketball

**Game Time:** 4:00 PM  
**Game Duration:** 1:55  
**Attendance:** 10,445

**Officials:** Joe Lindsay, Wil Howard, Rob Rorke

Game Time	UF	Score	Diff	ARK
00:51				6 BLOCKER L 1&1 free throw 2 missed
00:49				6 BLOCKER L offensive rebound (4)
00:47		<b>90-68</b>	<b>22</b>	6 BLOCKER L 2pt FG second chance in the paint, dunk, made (14)
00:19	20 MAY J 3pt FG , jump shot blocked			
00:19				5 PINION J block (1)
00:14	20 MAY J offensive rebound (1)			
00:12	20 MAY J turnover travel (1)			
00:05	20 MAY J steal (1)			6 BLOCKER L turnover lost ball (1)
<b>END OF GAME</b>				
<b>UF 90-68 ARK</b>				



Arkansas at Florida

01/13/24 Exactech Arena at Stephen C. O'Connell Center, Gainesville
2023-24 Men's Basketball

Game Time: 4:00 PM
Game Duration: 1:55
Attendance: 10,445

Officials: Joe Lindsay, Wil Howard, Rob Rorke

Arkansas - 35

Table with columns: NO. Name, Min, FG, 3P, FT, Rebounds, Fouls, TP, AS, TO, ST, Blocks, +/-

Shooting By Period table with columns: 2nd FG%, 3PT%, FT%, GM FG%, 3PT%, FT%

Dead Ball Rebounds: 1, 0

Technical Fouls::NONE

Florida - 44

Table with columns: NO. Name, Min, FG, 3P, FT, Rebounds, Fouls, TP, AS, TO, ST, Blocks, +/-

Shooting By Period table with columns: 2nd FG%, 3PT%, FT%, GM FG%, 3PT%, FT%

Dead Ball Rebounds: 1, 0

Technical Fouls::NONE

Table with columns: ARK, UF for Biggest lead, Best Scoring Run, Lead Changes, Times Tied, Time with Lead

Table with columns: Points from, Turnovers, Paint, Second Chance, Fast Breaks, Bench for ARK, UF

Table with columns: 1st, 2nd, TOT for ARK, UF



**Arkansas at Florida**

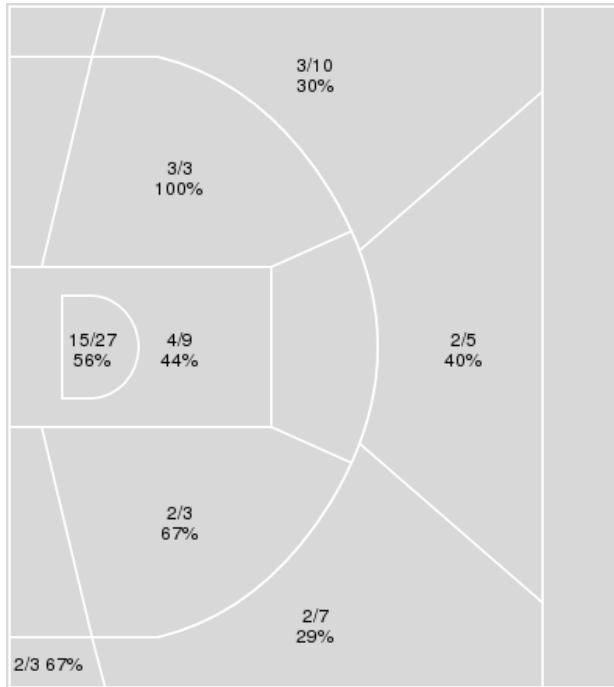
01/13/24 Exactech Arena at Stephen C. O'Connell Center, Gainesville  
2023-24 Men's Basketball

**Game Time:** 4:00 PM  
**Game Duration:** 1:55  
**Attendance:** 10,445

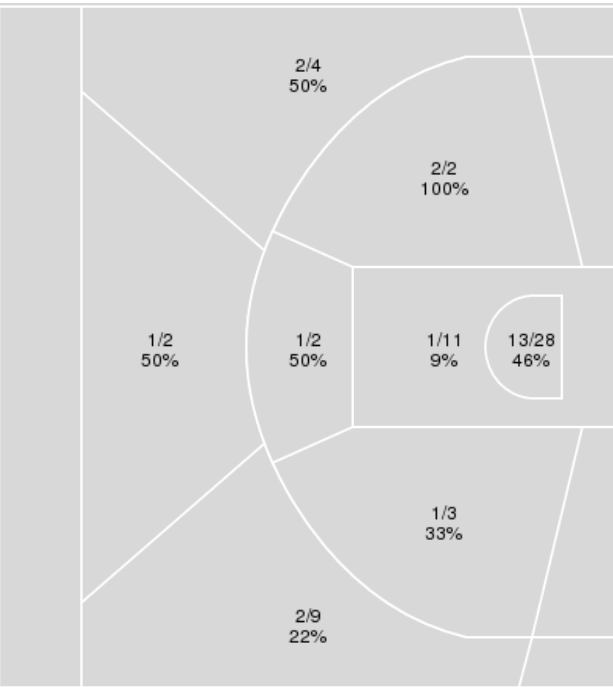
**Officials:** Joe Lindsay, Wil Howard, Rob Rorke

{ Players => 0, 1, 2, 3, 4, 5, 10, 11, 12, 13, 20, 21, 22, 23, 30, 33; } FG { Players => All; } FG Types => All; Results => All;  
Types => All; Results => All;

**Florida**



**Arkansas**



Florida	M/A	%
Field Goals	33/67	49
2 Points	24/42	57
3 Points	9/25	36
Free Throws	15/20	75

Arkansas	M/A	%
Field Goals	23/61	38
2 Points	18/46	39
3 Points	5/15	33
Free Throws	17/25	68





**Arkansas at Florida**

01/13/24 Exactech Arena at Stephen C. O'Connell Center, Gainesville  
2023-24 Men's Basketball

**Game Time:** 4:00 PM  
**Game Duration:** 1:55  
**Attendance:** 10,445

**Officials:** Joe Lindsay, Wil Howard, Rob Rorke

**Arkansas**

No	Name	Mins		Score		Points Diff		Points per Min		Assists		Rebounds		Steals		Turnovers	
		On	Off	On	Off	On	Off	On	Off	On	Off	On	Off	On	Off	On	Off
0	Khalif Battle	02:19	37:41	2 - 7	66 - 83	-5	-17	0.86	1.75	0	8	3	28	0	8	0	9
1	Keyon Menifield Jr.	02:42	37:18	0 - 7	68 - 83	-7	-15	0.00	1.82	0	8	1	30	0	8	1	8
2	Trevon Brazile	26:01	13:59	41 - 57	27 - 33	-16	-6	1.58	1.93	6	2	20	11	7	1	6	3
3	El Ellis	02:54	37:06	6 - 5	62 - 85	1	-23	2.07	1.67	0	8	3	28	0	8	1	8
4	Davonte Davis	11:23	28:37	17 - 29	51 - 61	-12	-10	1.49	1.78	1	7	6	25	2	6	4	5
5	Joseph Pinion	21:30	18:30	44 - 45	24 - 45	-1	-21	2.05	1.30	7	1	17	14	5	3	4	5
6	Layden Blocker	23:36	16:24	49 - 47	19 - 43	2	-24	2.08	1.16	7	1	21	10	6	2	4	5
7	Denijay Harris	04:07	35:53	9 - 7	59 - 83	2	-24	2.19	1.64	0	8	2	29	0	8	1	8
8	Chandler Lawson	01:32	38:28	0 - 5	68 - 85	-5	-17	0.00	1.77	0	8	1	30	0	8	1	8
10	Baye Fall	04:57	35:03	12 - 13	56 - 77	-1	-21	2.42	1.60	2	6	5	26	1	7	1	8
11	Jalen Graham	20:57	19:03	36 - 48	32 - 42	-12	-10	1.72	1.68	3	5	19	12	2	6	3	6
12	Tramon Mark	29:23	10:37	45 - 66	23 - 24	-21	-1	1.53	2.17	4	4	24	7	5	3	6	3
15	Makhi Mitchell	22:26	17:34	38 - 50	30 - 40	-12	-10	1.69	1.71	5	3	15	16	6	2	6	3
21	Cade Arbogast	01:03	38:57	3 - 1	65 - 89	2	-24	2.86	1.67	0	8	1	30	0	8	1	8
24	Jeremiah Davenport	25:10	14:50	38 - 63	30 - 27	-25	3	1.51	2.02	5	3	17	14	6	2	6	3

**Florida**

No	Name	Mins		Score		Points Diff		Points per Min		Assists		Rebounds		Steals		Turnovers	
		On	Off	On	Off	On	Off	On	Off	On	Off	On	Off	On	Off	On	Off
0	Zyon Pullin	33:30	06:30	77 - 55	13 - 13	22	0	2.30	2.00	11	1	41	7	6	2	9	3
1	Walter Clayton Jr.	23:20	16:40	51 - 42	39 - 26	9	13	2.19	2.34	8	4	25	23	3	5	8	4
2	Riley Kugel	26:41	13:19	60 - 39	30 - 29	21	1	2.25	2.25	6	6	35	13	5	3	6	6
3	Micah Handlogten	24:47	15:13	56 - 44	34 - 24	12	10	2.26	2.23	9	3	30	18	6	2	9	3
4	Tyrese Samuel	28:22	11:38	63 - 50	27 - 18	13	9	2.22	2.32	9	3	36	12	5	3	8	4
5	Will Richard	26:57	13:03	58 - 48	32 - 20	10	12	2.15	2.45	11	1	31	17	5	3	8	4
10	Thomas Haugh	03:41	36:19	8 - 9	82 - 59	-1	23	2.17	2.26	0	12	2	46	1	7	1	11
11	Denzel Aberdeen	05:44	34:16	14 - 9	76 - 59	5	17	2.44	2.22	0	12	10	38	3	5	3	9
12	Alex Klatsky	01:03	38:57	0 - 3	90 - 65	-3	25	0.00	2.31	0	12	1	47	1	7	1	11
20	Jack May	01:03	38:57	0 - 3	90 - 65	-3	25	0.00	2.31	0	12	1	47	1	7	1	11
21	Alex Condon	22:53	17:07	58 - 32	32 - 36	26	-4	2.53	1.87	6	6	27	21	3	5	5	7
30	Kajus Kublickas	01:59	38:01	5 - 6	85 - 62	-1	23	2.52	2.24	0	12	1	47	1	7	1	11



**Arkansas at Florida**

01/13/24 Exactech Arena at Stephen C. O'Connell Center, Gainesville  
2023-24 Men's Basketball

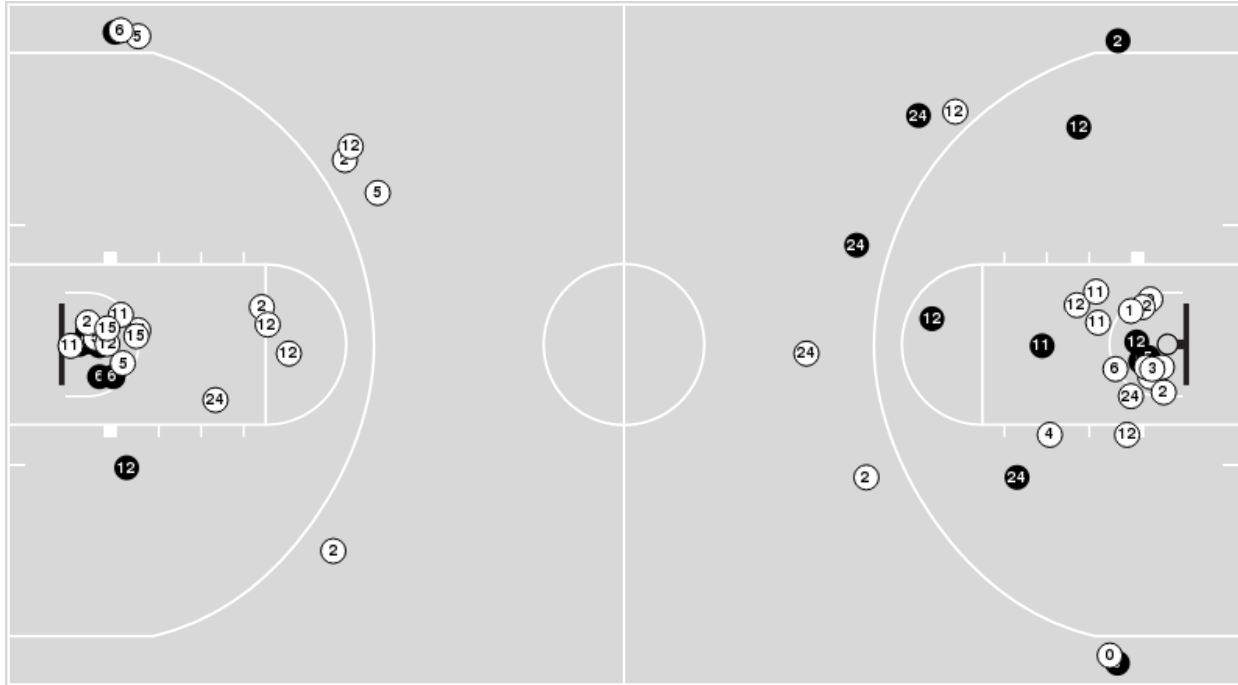
**Game Time:** 4:00 PM  
**Game Duration:** 1:55  
**Attendance:** 10,445

**Officials:** Joe Lindsay, Wil Howard, Rob Rorke

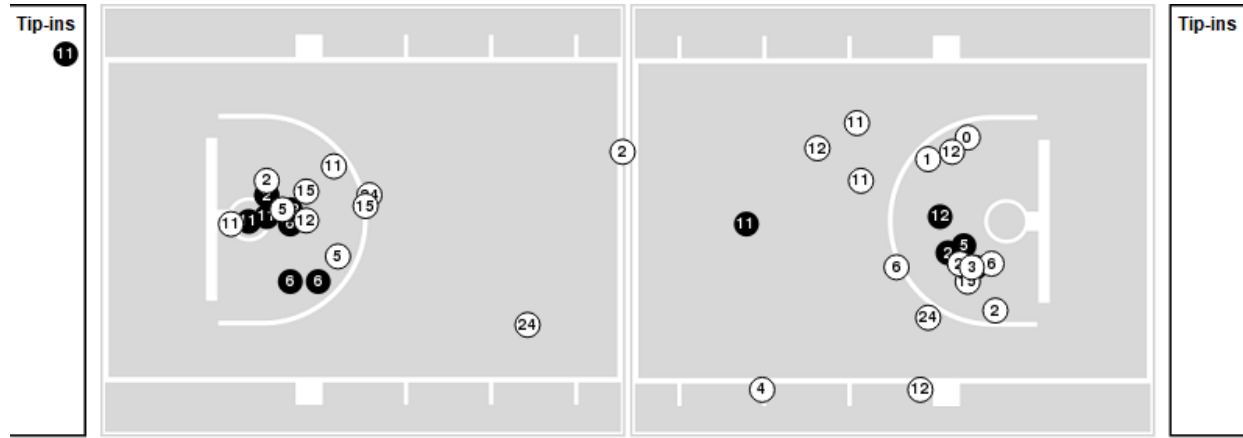
Players => AllFG Types=>AllResults=>All

**Arkansas**

**All Field Goals**



**Blow Up Chart**



● Made    ○ Missed    N - Player Number

Arkansas	M/A	%
Field Goals	23/61	38
2 Points	18/46	39
3 Points	5/15	33
Free Throws	17/25	68

Arkansas	M/A	%
Points in the Paint	28 (14 / 39)	36
Fast Break Points	14 (9/10)	90
Second Chance Points	8 (4/11)	36
Effective FG%	42	



**Arkansas at Florida**

01/13/24 Exactech Arena at Stephen C. O'Connell Center, Gainesville  
2023-24 Men's Basketball

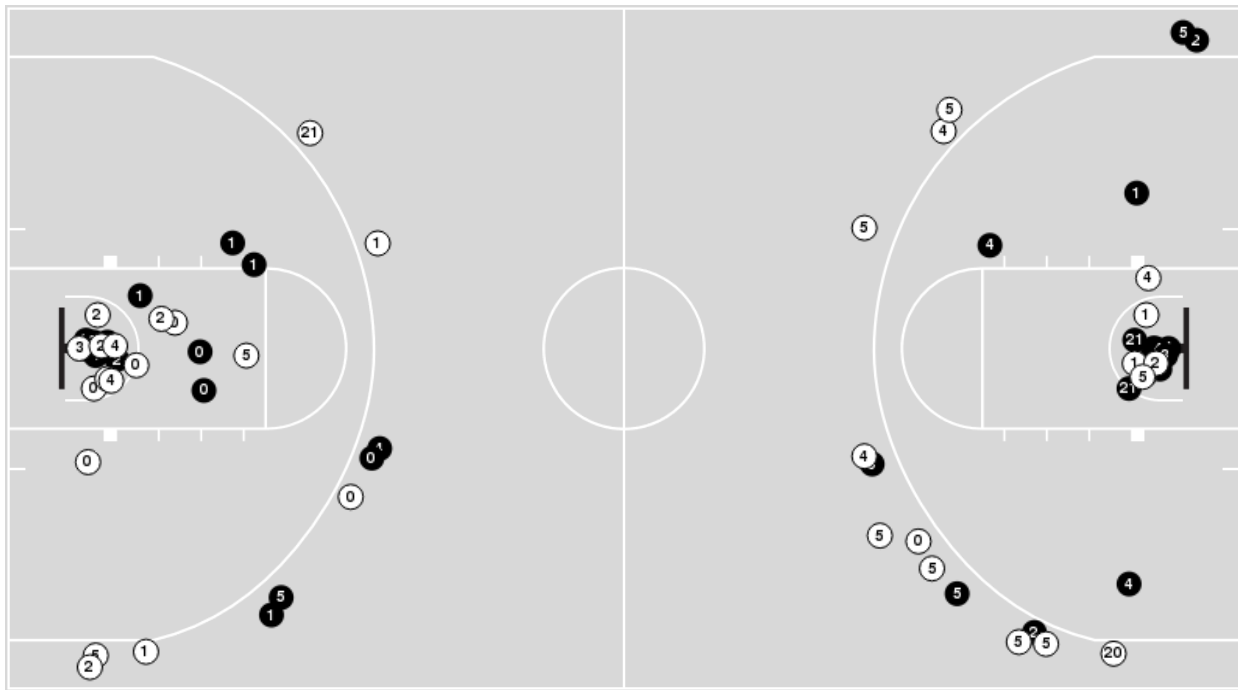
**Game Time:** 4:00 PM  
**Game Duration:** 1:55  
**Attendance:** 10,445

**Officials:** Joe Lindsay, Wil Howard, Rob Rorke

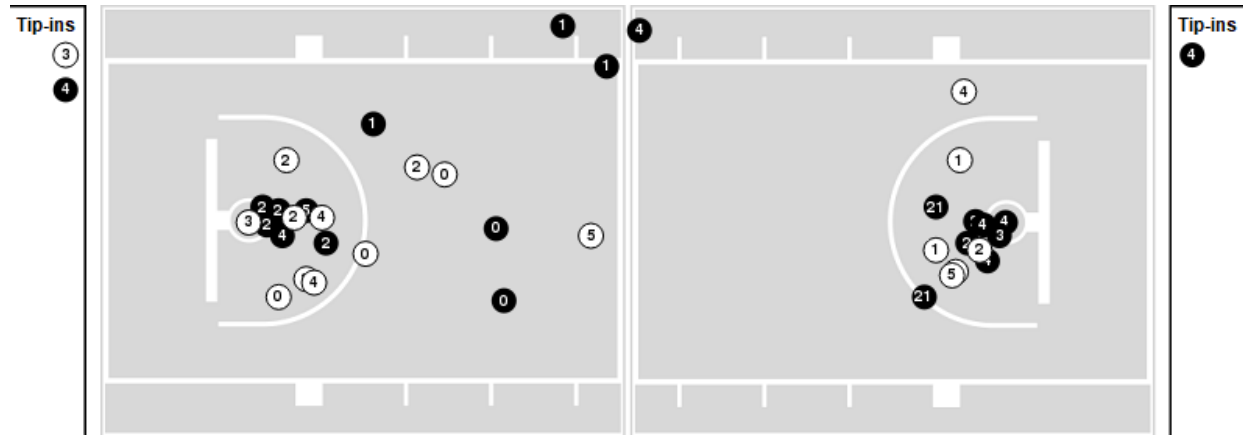
Players => 0, 1, 2, 3, 4, 5, 10, 11, 12, 13, 20, 21, 22, 23, 30, 33FG Types=>AllResults=>All

**Florida**

**All Field Goals**



**Blow Up Chart**



● Made ○ Missed N - Player Number

Florida	M/A	%
Field Goals	33/67	49
2 Points	24/42	57
3 Points	9/25	36
Free Throws	15/20	75

Florida	M/A	%
Points in the Paint	38 (19 / 36)	53
Fast Break Points	14 (7/8)	88
Second Chance Points	17 (10/17)	59
Effective FG%	56	



**Arkansas at Florida**

01/13/24 Exactech Arena at Stephen C. O'Connell Center, Gainesville  
2023-24 Men's Basketball

**Game Time:** 4:00 PM  
**Game Duration:** 1:55  
**Attendance:** 10,445

**Officials:** Joe Lindsay, Wil Howard, Rob Rorke

**Arkansas**

Lineup	Quarter On	Time On	Quarter Off	Time Off	Time on Court	Score	Score Diff	Reb	Stl	Tov	Ass	PPP
2- Brazile T/ 4- Davis D/ 12- Mark T/ 15- Mitchell M/ 24- Davenport J/	1	20:00	1	16:02	03:58	7-9	-2	1	1	2	1	1.0174
4- Davis D/ 11- Graham J/ 12- Mark T/ 15- Mitchell M/ 24- Davenport J/	1	16:02	1	15:05	00:57	0-4	-4	0	0	0	0	0.0000
0- Battle K/ 11- Graham J/ 12- Mark T/ 15- Mitchell M/ 24- Davenport J/	1	15:05	1	14:01	01:04	0-4	-4	1	0	0	0	0.0000
0- Battle K/ 2- Brazile T/ 11- Graham J/ 12- Mark T/ 24- Davenport J/	1	14:01	1	12:46	01:15	2-3	-1	2	0	0	0	0.8197
1- Menifield Jr. K/ 2- Brazile T/ 11- Graham J/ 12- Mark T/ 24- Davenport J/	1	12:46	1	12:26	00:20	0-0	0	0	0	0	0	0.0000
1- Menifield Jr. K/ 2- Brazile T/ 8- Lawson C/ 12- Mark T/ 24- Davenport J/	1	12:26	1	10:54	01:32	0-5	-5	1	0	1	0	0.0000
1- Menifield Jr. K/ 2- Brazile T/ 12- Mark T/ 15- Mitchell M/ 24- Davenport J/	1	10:54	1	10:04	00:50	0-2	-2	0	0	0	0	0.0000
2- Brazile T/ 5- Pinion J/ 6- Blocker L/ 15- Mitchell M/ 24- Davenport J/	1	10:04	1	05:04	05:00	16-8	8	4	3	1	3	1.6598
2- Brazile T/ 5- Pinion J/ 6- Blocker L/ 11- Graham J/ 24- Davenport J/	1	05:04	1	02:54	02:10	2-6	-4	2	0	0	1	0.5000
3- Ellis E/ 4- Davis D/ 11- Graham J/ 12- Mark T/ 15- Mitchell M/	1	02:54	2	20:00	02:54	6-5	1	3	0	1	0	1.0000
2- Brazile T/ 4- Davis D/ 12- Mark T/ 15- Mitchell M/ 24- Davenport J/	2	20:00	2	16:26	03:34	4-11	-7	2	1	1	0	0.5714
5- Pinion J/ 6- Blocker L/ 10- Fall B/ 11- Graham J/ 12- Mark T/	2	16:26	2	13:42	02:44	7-4	3	4	1	0	1	1.2153
5- Pinion J/ 6- Blocker L/ 10- Fall B/ 11- Graham J/ 24- Davenport J/	2	13:42	2	12:25	01:17	2-5	-3	0	0	1	0	1.0000
2- Brazile T/ 6- Blocker L/ 11- Graham J/ 12- Mark T/ 24- Davenport J/	2	12:25	2	10:19	02:06	5-2	3	4	1	0	0	1.3298
2- Brazile T/ 5- Pinion J/ 6- Blocker L/ 11- Graham J/ 24- Davenport J/	2	10:19	2	09:12	01:07	0-4	-4	0	0	0	0	0.0000
5- Pinion J/ 6- Blocker L/ 7- Harris D/ 11- Graham J/ 12- Mark T/	2	09:12	2	06:08	03:04	6-6	0	1	0	0	0	1.5000
2- Brazile T/ 5- Pinion J/ 6- Blocker L/ 12- Mark T/ 15- Mitchell M/	2	06:08	2	01:59	04:09	5-7	-2	4	1	1	1	0.6831
5- Pinion J/ 6- Blocker L/ 10- Fall B/ 11- Graham J/ 12- Mark T/	2	01:59	2	01:03	00:56	3-4	-1	1	0	0	1	2.0833
5- Pinion J/ 6- Blocker L/ 7- Harris D/ 11- Graham J/ 21- Arbogast C/	2	01:03	2	00:00	01:03	3-1	2	1	0	1	0	1.5957



**Arkansas at Florida**

01/13/24 Exactech Arena at Stephen C. O'Connell Center, Gainesville  
2023-24 Men's Basketball

**Game Time:** 4:00 PM  
**Game Duration:** 1:55  
**Attendance:** 10,445

**Officials:** Joe Lindsay, Wil Howard, Rob Rorke

**Florida**

Lineup	Quarter On	Time On	Quarter Off	Time Off	Time on Court	Score	Score Diff	Reb	Stl	Tov	Ass	PPP
0- Pullin Z/ 1- Clayton Jr. W/ 3- Handlogten M/ 4- Samuel T/ 5- Richard W/	1	20:00	1	16:02	03:58	9-7	2	6	1	2	1	1.5306
0- Pullin Z/ 1- Clayton Jr. W/ 2- Kugel R/ 4- Samuel T/ 21- Condon A/	1	16:02	1	12:46	03:16	11-2	9	4	0	0	1	1.7405
0- Pullin Z/ 2- Kugel R/ 3- Handlogten M/ 11- Aberdeen D/ 21- Condon A/	1	12:46	1	10:29	02:17	7-0	7	6	1	1	0	1.2868
1- Clayton Jr. W/ 2- Kugel R/ 3- Handlogten M/ 11- Aberdeen D/ 21- Condon A/	1	10:29	1	10:04	00:25	0-0	0	0	0	0	0	0.0000
1- Clayton Jr. W/ 2- Kugel R/ 3- Handlogten M/ 4- Samuel T/ 11- Aberdeen D/	1	10:04	1	09:01	01:03	2-3	-1	3	1	1	0	1.0000
0- Pullin Z/ 1- Clayton Jr. W/ 3- Handlogten M/ 4- Samuel T/ 5- Richard W/	1	09:01	1	06:46	02:15	3-10	-7	1	0	2	1	0.6000
0- Pullin Z/ 1- Clayton Jr. W/ 3- Handlogten M/ 5- Richard W/ 10- Haugh T/	1	06:46	1	06:03	00:43	2-0	2	0	0	0	0	2.0000
0- Pullin Z/ 1- Clayton Jr. W/ 2- Kugel R/ 3- Handlogten M/ 10- Haugh T/	1	06:03	1	05:04	00:59	1-3	-2	1	0	0	0	0.6944
0- Pullin Z/ 2- Kugel R/ 4- Samuel T/ 5- Richard W/ 21- Condon A/	1	05:04	2	20:00	05:04	11-8	3	6	1	0	2	1.1803
0- Pullin Z/ 1- Clayton Jr. W/ 3- Handlogten M/ 4- Samuel T/ 5- Richard W/	2	20:00	2	15:36	04:24	11-6	5	5	1	1	4	1.2222
0- Pullin Z/ 2- Kugel R/ 4- Samuel T/ 5- Richard W/ 21- Condon A/	2	15:36	2	13:42	01:54	4-5	-1	3	0	1	0	1.0309
0- Pullin Z/ 2- Kugel R/ 3- Handlogten M/ 5- Richard W/ 21- Condon A/	2	13:42	2	12:25	01:17	5-2	3	1	1	0	2	2.5000
1- Clayton Jr. W/ 2- Kugel R/ 3- Handlogten M/ 5- Richard W/ 21- Condon A/	2	12:25	2	09:12	03:13	6-5	1	3	0	1	1	0.8721
0- Pullin Z/ 1- Clayton Jr. W/ 2- Kugel R/ 3- Handlogten M/ 21- Condon A/	2	09:12	2	08:27	00:45	1-2	-1	0	0	1	0	0.6944
0- Pullin Z/ 1- Clayton Jr. W/ 2- Kugel R/ 4- Samuel T/ 21- Condon A/	2	08:27	2	06:08	02:19	5-4	1	2	0	0	0	1.6667
0- Pullin Z/ 2- Kugel R/ 4- Samuel T/ 5- Richard W/ 21- Condon A/	2	06:08	2	04:31	01:37	3-2	1	2	0	1	0	1.5000
0- Pullin Z/ 2- Kugel R/ 3- Handlogten M/ 4- Samuel T/ 5- Richard W/	2	04:31	2	01:59	02:32	4-3	1	4	1	0	0	0.8197
0- Pullin Z/ 3- Handlogten M/ 10- Haugh T/ 11- Aberdeen D/ 30- Kublickas K/	2	01:59	2	01:49	00:10	0-1	-1	0	0	0	0	0.0000
3- Handlogten M/ 10- Haugh T/ 11- Aberdeen D/ 21- Condon A/ 30- Kublickas K/	2	01:49	2	01:03	00:46	5-2	3	0	0	0	0	2.1552
10- Haugh T/ 11- Aberdeen D/ 12- Klatsky A/ 20- May J/ 30- Kublickas K/	2	01:03	2	00:00	01:03	0-3	-3	1	1	1	0	0.0000



**Arkansas at Florida**

01/13/24 Exactech Arena at Stephen C. O'Connell Center, Gainesville  
2023-24 Men's Basketball

**Game Time:** 4:00 PM  
**Game Duration:** 1:55  
**Attendance:** 10,445

**Officials:** Joe Lindsay, Wil Howard, Rob Rorke

**Arkansas**

Lineup	Time	Score	Score Diff	Pts/Min	Reb	Stl	Tov	Ass	PPP
2- Brazile T/ 4- Davis D/ 12- Mark T/ 15- Mitchell M/ 24- Davenport J/	07:32	11-20	-9	1.4602	3	2	3	1	0.7925
2- Brazile T/ 5- Pinion J/ 6- Blocker L/ 15- Mitchell M/ 24- Davenport J/	05:00	16-8	8	3.2000	4	3	1	3	1.6598
2- Brazile T/ 5- Pinion J/ 6- Blocker L/ 12- Mark T/ 15- Mitchell M/	04:09	5-7	-2	1.2048	4	1	1	1	0.6831
5- Pinion J/ 6- Blocker L/ 10- Fall B/ 11- Graham J/ 12- Mark T/	03:40	10-8	2	2.7273	5	1	0	2	1.3889
2- Brazile T/ 5- Pinion J/ 6- Blocker L/ 11- Graham J/ 24- Davenport J/	03:17	2-10	-8	0.6091	2	0	0	1	0.3333
5- Pinion J/ 6- Blocker L/ 7- Harris D/ 11- Graham J/ 12- Mark T/	03:04	6-6	0	1.9565	1	0	0	0	1.5000
3- Ellis E/ 4- Davis D/ 11- Graham J/ 12- Mark T/ 15- Mitchell M/	02:54	6-5	1	2.0690	3	0	1	0	1.0000
2- Brazile T/ 6- Blocker L/ 11- Graham J/ 12- Mark T/ 24- Davenport J/	02:06	5-2	3	2.3810	4	1	0	0	1.3298
1- Menifield Jr. K/ 2- Brazile T/ 8- Lawson C/ 12- Mark T/ 24- Davenport J/	01:32	0-5	-5	0.0000	1	0	1	0	0.0000
5- Pinion J/ 6- Blocker L/ 10- Fall B/ 11- Graham J/ 24- Davenport J/	01:17	2-5	-3	1.5584	0	0	1	0	1.0000
0- Battle K/ 2- Brazile T/ 11- Graham J/ 12- Mark T/ 24- Davenport J/	01:15	2-3	-1	1.6000	2	0	0	0	0.8197
0- Battle K/ 11- Graham J/ 12- Mark T/ 15- Mitchell M/ 24- Davenport J/	01:04	0-4	-4	0.0000	1	0	0	0	0.0000
5- Pinion J/ 6- Blocker L/ 7- Harris D/ 11- Graham J/ 21- Arbogast C/	01:03	3-1	2	2.8571	1	0	1	0	1.5957
4- Davis D/ 11- Graham J/ 12- Mark T/ 15- Mitchell M/ 24- Davenport J/	00:57	0-4	-4	0.0000	0	0	0	0	0.0000
1- Menifield Jr. K/ 2- Brazile T/ 12- Mark T/ 15- Mitchell M/ 24- Davenport J/	00:50	0-2	-2	0.0000	0	0	0	0	0.0000
1- Menifield Jr. K/ 2- Brazile T/ 11- Graham J/ 12- Mark T/ 24- Davenport J/	00:20	0-0	0	0.0000	0	0	0	0	0.0000



**Arkansas at Florida**

01/13/24 Exactech Arena at Stephen C. O'Connell Center, Gainesville  
2023-24 Men's Basketball

**Game Time:** 4:00 PM  
**Game Duration:** 1:55  
**Attendance:** 10,445

**Officials:** Joe Lindsay, Wil Howard, Rob Rorke

**Florida**

Lineup	Time	Score	Score Diff	Pts/Min	Reb	Stl	Tov	Ass	PPP
0- Pullin Z/ 1- Clayton Jr. W/ 3- Handlogten M/ 4- Samuel T/ 5- Richard W/	10:37	23-23	0	2.1664	12	2	5	6	1.1569
0- Pullin Z/ 2- Kugel R/ 4- Samuel T/ 5- Richard W/ 21- Condon A/	08:35	18-15	3	2.0971	11	1	2	2	1.1842
0- Pullin Z/ 1- Clayton Jr. W/ 2- Kugel R/ 4- Samuel T/ 21- Condon A/	05:35	16-6	10	2.8657	6	0	0	1	1.7167
1- Clayton Jr. W/ 2- Kugel R/ 3- Handlogten M/ 5- Richard W/ 21- Condon A/	03:13	6-5	1	1.8653	3	0	1	1	0.8721
0- Pullin Z/ 2- Kugel R/ 3- Handlogten M/ 4- Samuel T/ 5- Richard W/	02:32	4-3	1	1.5789	4	1	0	0	0.8197
0- Pullin Z/ 2- Kugel R/ 3- Handlogten M/ 11- Aberdeen D/ 21- Condon A/	02:17	7-0	7	3.0657	6	1	1	0	1.2868
0- Pullin Z/ 2- Kugel R/ 3- Handlogten M/ 5- Richard W/ 21- Condon A/	01:17	5-2	3	3.8961	1	1	0	2	2.5000
1- Clayton Jr. W/ 2- Kugel R/ 3- Handlogten M/ 4- Samuel T/ 11- Aberdeen D/	01:03	2-3	-1	1.9048	3	1	1	0	1.0000
10- Haugh T/ 11- Aberdeen D/ 12- Klatsky A/ 20- May J/ 30- Kublickas K/	01:03	0-3	-3	0.0000	1	1	1	0	0.0000
0- Pullin Z/ 1- Clayton Jr. W/ 2- Kugel R/ 3- Handlogten M/ 10- Haugh T/	00:59	1-3	-2	1.0169	1	0	0	0	0.6944
3- Handlogten M/ 10- Haugh T/ 11- Aberdeen D/ 21- Condon A/ 30- Kublickas K/	00:46	5-2	3	6.5217	0	0	0	0	2.1552
0- Pullin Z/ 1- Clayton Jr. W/ 2- Kugel R/ 3- Handlogten M/ 21- Condon A/	00:45	1-2	-1	1.3333	0	0	1	0	0.6944
0- Pullin Z/ 1- Clayton Jr. W/ 3- Handlogten M/ 5- Richard W/ 10- Haugh T/	00:43	2-0	2	2.7907	0	0	0	0	2.0000
1- Clayton Jr. W/ 2- Kugel R/ 3- Handlogten M/ 11- Aberdeen D/ 21- Condon A/	00:25	0-0	0	0.0000	0	0	0	0	0.0000
0- Pullin Z/ 3- Handlogten M/ 10- Haugh T/ 11- Aberdeen D/ 30- Kublickas K/	00:10	0-1	-1	0.0000	0	0	0	0	0.0000