



2023-24 TEXAS A&M BASKETBALL

Game 17 at Arkansas

8 p.m. | Tuesday, Jan. 16, 2024 | SEC Network
Bud Walton Arena, Fayetteville, Ark. (19,200)

Game 18 at LSU

Saturday, Jan. 20, 2024 | 3 p.m. (ESPN/U/2)
Maravich Assembly Center, Baton Rouge, La. (13,215 cap.)

TWITTER: @AGGIEMBK /// INSTAGRAM: @AGGIEMBK /// FACEBOOK: /AGGIEMBK /// #GIGEM /// #getBETTER

2023-24 SCHEDULE

November

6 (Mon.)	TAMU-COMMERCE (SECN+)	W, 78-46
10 (Fri.)	at Ohio State (Peacock)	W, 73-66
14 (Tue.)	at SMU (ESPN+)	W, 79-66
17 (Fri.)	ORAL ROBERTS (SECN+)	W, 74-66
23 (Thu.)	# vs. Penn State (ESPN)	W, 89-77
24 (Fri.)	# vs. No. 19/20 FAU (ESPN2)	L, 96-89
25 (Sun.)	# vs. Iowa State (ESPN2)	W, 73-69
29 (Wed.)	& at Virginia (ESPN2)	L, 59-47

December

6 (Wed.)	DEPAUL (SEC Network)	W, 89-64
10 (Sun.)	MEMPHIS (ESPN2)	L, 81-75
16 (Sat.)	% vs. No. 4/3 Houston (ESPN2)	L, 70-66
22 (Fri.)	HCU (SEC Network)	W, 79-52
30 (Sat.)	PRAIRIE VIEW A&M (SEC Network)	W, 79-54

January

6 (Sat.)	* LSU (SEC Network)	L, 68-53
9 (Tue.)	* at No. 16/16 Auburn (ESPN2)	L, 66-55
13 (Sat.)	* No. 6/6 KENTUCKY (ESPN)	W, 97-92 OT
16 (Tue.)	* at Arkansas (SEC Network)	8 p.m.

TV: Dave Neal (PxP) + Jon Sundvold (Analyst)

RADIO: Andrew Monaco (PxP) + Dr. John Thornton (Analyst)

20 (Sat.)	* at LSU (ESPN/ESPN2/ESPNU)	3 p.m.
23 (Tue.)	* MISSOURI (SEC Network)	8 p.m.
27 (Sat.)	* OLE MISS (SEC Network)	7:30 p.m.

February

3 (Sat.)	* FLORIDA (ESPN2)	3 p.m.
7 (Wed.)	* at Missouri (ESPN2)	8 p.m.
10 (Sat.)	* TENNESSEE (ESPN/ESPN2)	7 p.m.
13 (Tue.)	* at Vanderbilt (ESPN2/ESPNU)	6 p.m.
17 (Sat.)	* at Alabama (ESPN/ESPN2)	11 a.m.
20 (Tue.)	* ARKANSAS (ESPN)	6 p.m.
24 (Sat.)	* at Tennessee (ESPN/ESPN2)	7 p.m.
28 (Wed.)	* SOUTH CAROLINA (SEC Network)	7:30 p.m.

March

2 (Sat.)	* at Georgia (SEC Network)	5 p.m.
6 (Wed.)	* MISSISSIPPI STATE (ESPN2/ESPNU)	8 p.m.
9 (Sat.)	* at Ole Miss (CBS)	1 p.m.
13 (Wed.)	+ SEC Tournament	
21 (Thu.)	NCAA 1st/2nd Rounds (Site TBD)	
28 (Thu.)	NCAA Regionals (Site TBD)	

April

6 (Sat.)	NCAA Final Four (Glendale, Ariz.)	
----------	-----------------------------------	--

* - SEC Game

- ESPN Events Inv. (ESPN Wide World of Sports, Kissimmee, Fla.)

& - ACC-SEC Challenge

% - The Halal Guys Showcase (Toyota Center, Houston)

+ - SEC Tournament (Bridgestone Arena, Nashville, Tenn.)

\$ - NCAA 1st/2nd Rounds (Wells Fargo Arena, Des Moines, Iowa)

NEXT UP:

ARKANSAS RAZORBACKS



TEAM RECORD: 9-7

CONFERENCE: Southeastern

STREAK: L3

RANKING: TBD (AP) / TBD (CP) / #113 (NET)

LAST GAME: Jan. 13, 2024
at Florida 90, Arkansas 68

HEAD COACH: Eric Musselman (5th season)

TEXAS A&M AGGIES



TEAM RECORD: 10-6

CONFERENCE: Southeastern

STREAK: W1

RANKING: TBD (AP) / TBD (CP) / #42 (NET)

LAST GAME: Jan. 13, 2024
at Texas A&M 97, No. 6/6 Kentucky 92 (OT)

HEAD COACH: Buzz Williams (5th season)

AGGIES FACE TOUGH ROAD TEST

The Texas A&M men's basketball team takes on the Arkansas Razorbacks in a road SEC matchup at 8 p.m. on Tuesday at Bud Walton Arena in Fayetteville, Ark.

- The Aggies have just a single victory on the Hogs' home court in the past 35 seasons (Aggies are 1-15 in that span). The lone win was an 87-80 victory on Feb. 23, 2019.
- UA is a "mirror opponent" with the Hogs making a return trip to Aggieland in just over a month on Feb. 20.

MILESTONES TO WATCH

- Wade Taylor IV needs 3 steals to the 9th Aggie to reach 150 for his career.
- Tyrece Radford needs 6 rebounds to Texas A&M's 500-Rebound Club.
- For his total career (Duke+Texas A&M), Henry Coleman III needs 5 rebounds to reach 600 and his next steal will be No. 100.
- Wildens Leveque's next rebound will be the 500th of his total career (South Carolina+UMass+Texas A&M).

TRENDS AND NOTABLES

- The Aggies remain the nation's top offensive rebounding team (18.8/G) and average over 2.0 more off. rebounds/game than any other DI team. Against AP Top 25 teams, the average increases to 20.8/G.

MOST RECENT STARTING 5:



HAYDEN HEFNER 2
Nederland, Texas



WADE TAYLOR IV 4
Dallas, Texas



WILDENS LEVEQUE 10
Brockton, Mass.



HENRY COLEMAN III 15
Richmond, Va.



TYRECE RADFORD 23
Baton Rouge, La.

- The Aggies have lost the offensive rebounding battle just twice this season - 14-13 vs. LSU on 1/6 and 17-15 vs. Iowa State on 11/26.

- Texas A&M stands atop KenPom's offensive rebounding percentage at 44.7, which is more than 3.0% higher than any other DI team.

- Wade Taylor IV's 18.2 scoring average ranks No. 3 nationally among DI players that have also posted 60 or more assists and 35+ steals.

- Henry Coleman III is one of four SEC players averaging 10+ points/8+ rebounds/G.

- Andersson Garcia has emerged as the SEC's leading rebounder at 8.6/G despite coming off the bench in 13-of-16 games. As a reserve, Garcia ranks No. 1 nationally in offensive rebounds/G (3.9) and No. 2 in total rebounds/G (7.8).

- Garcia and Coleman rank No. 1 and No. 5 in rebounds/G among SEC players.

- Tyrece Radford has slashed 16.0 pts/7.3 rebs./3.0 asts in 4 games since his full-time return from injury suffered at ESPN Events Invitational over Thanksgiving week.

- Since earning just 21 total FTA in back-to-back games vs. UVa (11/29) and DePaul (12/6), the Aggies have averaged 28.1 FTA in their last 7 games, including 25.0 in 3 games vs. SEC opps.

- The Aggies are No. 42 in the NET and have a 4-4 record against Quad 1 opponents.

BOOTS IS BACK:

Tyrece Radford's return to the starting lineup coincided with the start of SEC play and he's played at an elite level. Radford and LSU's Jordan Wright are the only SEC players to score 50+ points and grab 20+ rebounds since conference play started on 1/6.

Players w. 50+ Points/20+ Rebounds in SEC Play

Player, School	G	Pts.	Rebs.
Tyrece Radford, Texas A&M	3	53	22
Jordan Wright, LSU	3	53	21

SCORING PUNCH AT GUARD:

Texas A&M's guard tandem of Wade Taylor IV and Tyrece Radford has combined to score 115 points in SEC play, making them the No. 2 guard scoring tandem through three conference games.

SEC Guard Scoring Tandems

Players, School	G	Pts.	Avg.
Knecht/Zeigler, Tennessee	3	133	44.3
Taylor IV/Radford, Texas A&M	3	115	38.3
Clayton Jr./Pullin, Florida	3	113	37.7
Reeves/Wagner, Kentucky	3	103	34.3
Wright/Cook, LSU	3	101	33.7

DOMINICAN RODMAN:

Drawing comparisons to former NBA great Dennis Rodman for his tenacious defense and rebounding prowess, senior F Andersson Garcia emerged as the SEC's top rebounder and one of the nation's best on the offensive glass.

- Garcia leads the SEC with an average of 8.7 rebounds per game, despite being in the starting lineup for only three games. He's steadily moved to the top of the SEC statistics by averaging 10.7 boards over the past seven games.
- Among players that have come off the bench in at least eight games, he ranks No. 1 nationally in offensive rebounds/G (3.9) and No. 2 in total rebounds/G (7.8).
- Among all players, Garcia ranks No. 3 nationally (No. 1 in SEC) in offensive rebounds/G at 4.2.
- After coming off the bench in 44 of his first 45 games at Texas A&M, the native of Moca, Dominican Republic made starts vs. HCU, Prairie View A&M and LSU. His first start of the season on 12/22 resulted in a career-highs in offensive, defensive and total rebounds (9/10/19) and he had his first career double-double (11 pts./12 reb.) on 12/30.
- Garcia is one of three players nationally averaging at least 8.5 rebounds per game while also contributing at least 25 assists, 25 steals and 10 blocks.

DO-IT-ALL DOMINICAN

(DI Players averaging 8.5 rebs/G + 25 ast, 25 stl, 10 blk)

Player, School	Reb./G	Ast.	Stl	Blk
Jonathan Mogbo, San Fran.	10.8	58	33	17
Earl Timberlake, Bryant	8.9	80	25	26
Andersson Garcia, Texas A&M	8.6	26	25	10

DI Offensive Rebounds Leaders

Player, School	Off-Reb./G
Drew Cisse, Westll	4.7
Isaiah Cozart, EastKy	4.4
Andersson Garcia, TexA&M	4.2
Mitchell Saxen, StMry	4.2
Jaden Bediako, SetonH	4.1

COLEMAN CONSISTENCY:

Senior F Henry Coleman III ranks No. 5 in rebounding (8.0/G), No. 2 in field goal percentage (.614) and No. 3 in double-doubles among SEC players.

- Coleman, from Richmond, Va., is one of only three SEC players averaging double figure points and 8.0 rebounds per game.

SEC's 10-Point/8-Rebound Players

(Sorted by Pts/G)

Player, School	Pts./G	Rebs./G
Johni Broome, Auburn	15.4	8.4
Tyrese Samuel, Fla	13.6	8.4
Tre Mitchell, Kty	12.9	8.1
Henry Coleman III, TexA&M	11.0	8.0

DOUBLING THE FUN:

With five double-doubles already in 2023-24, Coleman III has matched his career high for double-doubles in a season. "Hen" also had five double-doubles in each of the past two seasons.

- Coleman's five double-doubles rank No. 3 in the SEC.
- He was named SEC Player of the Week on 11/20 after posting double-doubles in wins over SMU and ORU.
- He had three straight double-doubles entering the ESPN Events Invitational and then produced a season-high 24 points with six rebounds in the win over Penn State. He had hit 4-of-5 shots vs. FAU before exiting at the 3:03 of the first half. He missed the entire second half and the subsequent game vs. Iowa State before returning to the lineup vs. UVa.

SEC DOUBLE-DOUBLE LEADERS

Player, School	Double Doubles
Tyrese Samuel, Florida	7
Johni Broome, Auburn	6
Henry Coleman III, Texas A&M	5
Jonas Aidoo, Tennessee	3
Jimmy Bell Jr., Mississippi St.	3
Trevon Brazile, Arkansas	3
Allen Flanigan, Ole Miss	3

FILLING THE BOX SCORE:

Wade Taylor IV, the 6-foot do-it-all dynamo from Dallas, Texas, is one of five Division I players averaging 17.0+ points while also compiling at least 60 assists and 35 steals.

MAKING THEIR TEAMS GO

(Sorted by Points/G)

Player, School	Pts./G	Ast.	Stl.
Shahada Wells, McNe	19.7	61	41
Judah Mintz, Syr	18.6	60	35
Wade Taylor IV, TexA&M	18.2	65	38
DeMarcus Sharp, APSU	17.8	84	41
Jamarii Thomas, Nor	17.7	68	42

SMALL STATURE, BIG STAGE:

Taylor IV's 18.2 scoring ranks No. 3 among power conference players at 6-feet tall or shorter:

Player, School	Ht.	Pts./G
RJ Davis, UNC	6' 0"	20.4
Kanye Clary, PSU	5' 11"	18.6
Wade Taylor IV, TexA&M	6' 0"	18.2
Max Abmas, Tex	6' 0"	18.0
Dug McDaniel, Mich	5' 11"	17.8



TEXAS A&M QUICK FACTS

Location	Bryan-College Station, Texas 77842
Founded	1872 (opened 1876)
Enrollment	77,495 (Fall 2023)
Nickname	Aggies
Colors	Maroon and White
Conference	Southeastern
Home Court	Reed Arena (12,989)
Chancellor	John Sharp (Texas A&M '72)
President (interim)	General (Ret.) Mark A. Welsh III (U.S. Air Force Academy '76)
Dir. of Athletics	Ross Bjork (Emporia State '95)
Faculty Ath. Rep.	Paul J. Batista, JD (Trinity '73)
Head Coach	Buzz Williams (Oklahoma City '94)
Assoc. Head Coach	Devin Johnson (UNO '08)
Assistant Coaches	Steve Roccaforte (Lamar '89) Lyle Wolf (Transylvania '10)
Special Asst to HC	Dale Layer (Eckerd College '80)
Director of BKB Ops	Vince Walden (Longwood '01)
Chief of Staff	Luke Hillin (Texas A&M '15)
Dir. of Sport Perf.	Steve Gephardt (Arizona St. '04)
Dir. of Scouting	T.J. Ryan (Franklin College '18)
Dir. of Player Relations	Antonio McKenzie (UNT '04)
Sr. Assoc. AT	Eddie Benion (Missouri '95)
Admin. Coord.	Landry Moffett (Texas A&M '22)
Graduate Assistant	Cal Furgal (Texas A&M '22)
Program Aide	Wabissa Bede (Virginia Tech '20)
2022-23 Record	25-10, 15-3 SEC (2nd)
Home: 15-1 Away: 7-4 Neutral: 3-5	
Lettermen Returning/Lost	8/6
Starters Returning/Lost	4/1
2023 Postseason	NCAA Tournament (7-seed)

POSTSEASON HISTORY

NCAA Appearances	15 (1951, 64, 69, 75, 80, 87, 2006, 07, 08, 09, 10, 11, 16, 18, 23)
All-Time NCAA Tourney Record	13-16
Sweet 16 Appearances	1951*, 69†, 80, 07, 16, 18 * 16-team field † 25-team field
NIT Appearances	8 (1979, 82, 85, 86, 94, 05, 15, 22)
All-Time NIT Record	11-8
CBI Appearances	1 (2014)
All-Time CBI Record	1-1



TURNING POINT

Since snapping a painful eight-game losing skid with a 56-55 win over Florida on Feb. 15, 2022, Texas A&M Basketball has emerged as the conference's winningest team in terms of total wins and SEC wins.

Total Wins by SEC Teams

(Since Feb. 15, 2022 | As of Jan. 14, 2024)

School	Total Games	W-L	Pct.
Texas A&M	66	47-19	0.712
Tennessee	63	46-17	0.73
Alabama	61	45-16	0.738
Arkansas	64	40-24	0.625
Auburn	59	40-19	0.678
Kentucky	58	39-19	0.672
Mississippi State	60	37-23	0.617
Missouri	60	35-25	0.583
Vanderbilt	65	33-32	0.508
Florida	58	31-27	0.534
South Carolina	55	29-26	0.527
Georgia	55	28-27	0.509
LSU	58	28-30	0.483
Ole Miss	56	28-28	0.5

Wins vs. SEC Regular Season + Tournament

(Since Feb. 15, 2022 | As of Jan. 14, 2024)

School	Total Games	W-L	Pct.
Texas A&M	34	26-8	0.765
Alabama	31	25-6	0.806
Tennessee	32	22-10	0.688
Kentucky	30	19-11	0.633
Auburn	29	17-12	0.586
Vanderbilt	33	17-16	0.515
Arkansas	31	15-16	0.484
Mississippi State	32	14-18	0.438
Missouri	32	14-18	0.438
Florida	29	13-16	0.448
South Carolina	29	10-19	0.345
LSU	31	9-22	0.29
Georgia	29	8-21	0.276
Ole Miss	30	7-23	0.233

BEST AGAINST THE BEST:

Among DI players with multiple games vs. AP Top 25 teams, **Wade Taylor IV** ranks No. 3 nationally with a 27.0 scoring average.

- Taylor scored a career-high 35 points vs. then No. 19 FAU and earned SEC Player of the Week honors after pouring in 34 points against No. 4 Houston last Saturday at the Toyota Center. Last Saturday, "4" torched Kentucky for 31.
- Taylor is the only DI player with three 30-point games vs ranked teams in 2023-24.

2023-24 DI Scoring Leaders vs. AP Top 25 Teams

(Min. 2 Games)

Player, School	Gm.	Pts./G
Eric Dixon, Villanova	2	33.0
David Jones, Memphis	4	28.3
Wade Taylor IV, Texas A&M	4	27.0
Johnell Davis, FAU	3	26.7
Erik Reynolds II, St. Joseph's	2	26.0

Taylor IV vs. AP Top 25 Teams (2023-24)

Opponent (Date)	Pts.	Rebs.	Asts.
vs. #19 FAU (11/24)	*35	3	5
vs. #4 Houston (12/16)	34	3	4
at #16 Auburn (1/9)	8	3	1
#6 Kentucky (1/13)	31	6	5

* - Career high

- Since the beginning of the 2022-23 season, Taylor IV has averaged 22.6 points vs. AP Top 25 opponents, which ranks No. 2 nationally among active players.

DI Scoring Leaders vs. AP Top 25 Teams

(Since beginning of 2022-23 season / Min. 5 games)

Player, School	Gm.	Pts./G
Zach Edey, Purdue	10	22.7
Wade Taylor IV, Texas A&M	9	22.6
Boo Buie, Northwestern	9	21.1
Terrence Shannon Jr., Illinois	11	20.6
Hunter Dickinson, Kansas	10	20.3
RJ Davis, North Carolina	14	20.3
Eric Dixon, Villanova	11	19.5
KJ Simpson, Colorado	8	19.5
Caleb Love, Arizona	13	19.2
Tyson Walker, Michigan St.	15	18.5

ON THE OFFENSIVE GLASS

Texas A&M's 18.8 offensive rebounds/game rank No. 1 nationally and the Aggies average a 8.4 O-rebound advantage over their opponents.

- The Aggies remain the nation's top offensive rebounding team (18.8/G) and average well over 2.0 more offensive rebounds/game than any other DI team (No. 2 Florida averages 16.4/G).
- The Aggies have lost the offensive rebounding battle only twice this season - 14-13 vs. LSU on 1/6 and 17-15 vs. Iowa State on 11/26.
- Texas A&M stands atop KenPom's offensive rebounding percentage at 44.7, which is more than 3.0% higher than any other DI team.
- Dominance on the offensive glass has led to A&M shooting 116 more FGA than its opponents (7.3/G). Opponents have shot more balls than the Aggies just twice this season, once in SEC play (vs. LSU 59- 67).

Division I Top Offensive Rebounding Teams

School, Conference	O-Reb/G
Texas A&M, SEC	18.8
Florida, SEC	16.4
South Carolina State, Mid-Eastern	15.8
Towson, Coastal Athletic	15.4
St. John's, Big East	15.4

KenPom's Offensive Rebounding % Leaders

School, Conference	O-Reb %
Texas A&M, SEC	44.7
Towson, Coastal Athletic	41.6
Florida, SEC	41.0
Houston, Big 12	40.9
St. Mary's (Calif.), West Coast	40.5

Texas A&M's 20+ O-Rebounding Games

Opponent (Date)	O-Rebounds
Prairie View A&M (12/30)	29
Oral Roberts (11/17)	28
#6 Kentucky (1/13)	*25 (OT)
vs. #19 FAU (11/24)	22
HCU (12/22)	22

* - 21 in regulation

TEAM EFFORT ON OFF. GLASS:

Texas A&M has seven players on its roster with at least 15 offensive rebounds and four players with more 40.0% of their total rebounds being offensive boards.

Crashing the Offensive Glass

(Sorted by Offensive Rebounds)

Player	O-Rbs.	Total	Pct.
Andersson Garcia	67	138	.486
Henry Coleman III	47	120	.391
Solomon Washington	33	69	.478
Wildens Leveque	32	55	.582
Jace Carter	31	78	.397
Tyrece Radford	29	60	.483
Hayden Hefner	15	40	.375

TAYLOR IV'S CAREER HIGH:

Wade Taylor IV poured in a career-high 35 points vs. No. 13 FAU in game 2 of the ESPN Events Inv.

- Taylor is one of five DI players to log at least 35 points and 5 assists in a game this season.
- It was the most points by an Aggie during the Buzz Williams era at Texas A&M (since 2019-20) and the highest point total by an Aggie since Elston Turner had 37 vs. Ole Miss in 2013.
- It was the third-most points in the 17-year history of the Orlando tournament. Markus Howard of Marquette holds the top two spots with 51 and 40 in 2019.

DI Players w. 35 Pts / 5 Asts in a Game (2023-24)

Player, School	Pts.	Asts.	Opponent
Tyler Thomas, Hofstra	40	5	vs. High Point
Noah Reynolds, Wisc.-GB	39	6	vs. Wright State
Tucker DeVries, Drake	36	6	Lipscomb
Caleb Fields, Arkansas St.	35	10	Texas State
Wade Taylor IV, Texas A&M	35	5	vs. No. 19 FAU

ONE OF A KIND RADFORD

Tyrece Radford is the nation's lone 6-foot-3 or shorter player with 1,500+ points and 750+ rebounds for his career. He is one of three 1,500/750 guards nationally and one of 11 1,500/750 players of any size.

Active Players with 1,500 Point/750 Rebounds

(Sorted by Points)











Player, School	Ht.	Pts.	Rebs.
Armando Bacot, North Carolina	6'11"	2026	1497
Hunter Dickinson, Kansas	7'2"	1900	965
Zach Edey, Purdue	7'4"	1882	1013
Baylor Scheierman, Creighton	6'7"	1875	1070
Tanner Holden, Wright St.	6'6"	1881	802
Tyler Burton, Villanova	6'7"	1762	932
Johni Broome, Auburn	6'10"	1682	1033
Charles Pride, St. Bonaventure	6'4"	1657	824
Josh Oduro, Providence	6'9"	1591	828
Tyrece Radford, Texas A&M	6'3"	1565	791
Norchad Omier, Miami (Fla.)	6'7"	1558	1150

As of Jan. 11, 2024



SOCK LEADERBOARD:






































Aggie Basketball rewards each 'Charge Taken' with a pair of socks.

Washington	    
Lawrence	  
Radford	
Taylor IV	



























TALKING TURKEY:

In Aggie Basketball vernacular, a "Turkey" is three defensive stops in a row














November

TAMU-C	     
at Ohio State	  
at SMU	     
ORU	   
vs. Penn State	 
vs. FAU	   
vs. Iowa State	     
at Virginia	     

December

DEPAUL	    
MEMPHIS	    
vs. Houston	   
HCU	     
PVA&M	     

January

LSU	     (All in the first half)
at Auburn	    
KENTUCKY	    
at Arkansas	
at LSU	
MISSOURI	
OLE MISS	

February

FLORIDA	
at Missouri	
TENNESSEE	
at Vanderbilt	
at Alabama	
ARKANSAS	
at Tennessee	
SOUTH CAROLINA	

March




at Georgia	
MISSISSIPPI STATE	
at Ole Miss	

HONORING ALISE:

- Last season, Tyrece Radford cut off his trademark dreadlocks prior to the Aggies' Jan. 11 matchup with Missouri to honor his academic mentor at Virginia Tech, Alise Svihla (Ah-LEASE Sah-VILL-ah), who is battling stage 4 colon cancer.
- An academic redshirt as a freshman, Radford, with Svihla's guidance, earned his degree from Virginia Tech in three years. He will leave Texas A&M with a master's degree in recreation and youth development.
- At the Jan. 28, 2023 "Breast Cancer Awareness" game, the Aggies wore special uniforms with pink accents. Radford's jersey had "SVIHLA" on the back rather than "RADFORD."



Alise Svihla @alise757 · Dec 31, 2023

What a year! I could not have gotten through this year without my people... thank y'all   #stillfighting 



3

2

76

2.5K



PRESEASON PROGNOSTICATIONS:

Texas A&M was picked to finish second in the SEC race in the league's preseason media poll and the Aggies' standout guard tandem of Wade Taylor IV and Tyrece Radford have received their share of preseason acclaim.

- The projected second-place finish was the Aggies' highest preseason predicted finish since joining the SEC in 2012-13.
- Taylor became Texas A&M's first-ever preseason SEC Player of the Year (media poll), and he was a unanimous first-team All-SEC selection.
- Taylor was named to the 2024 Bob Cousy Award and NABC Division I Player of the Year watch lists, and he was mentioned on preseason All-America teams from Dick Vitale of ESPN, CBSsports.com, Foxsports.com, the Sporting News and Jon Rothstein of CollegeHoops.com.
- Radford, a second-team All-SEC pick by the league coaches a year ago, was a second-team selection by the coaches again in 2023-24.



WADE TAYLOR



TYRECE RADFORD

SIGNING DAY UPDATE:

Texas A&M announced the addition of a pair of prep standouts, Andre Mills Jr. and George Turkson, who will join the Aggies for the 2024-25 season.

- Mills Jr. earned All-New England Prep School honors as a junior at Brimmer and May School (Mass.) after averaging 22.0 points, 7.0 rebounds and 4.0 assists as a junior in 2022-23. Turkson is a consensus National Top 100 prospect after averaging a double-double in points and rebounds for Bradford Christian Academy (Mass.) last season.
- Both Mills and Turkson competed for the Mass Rivals AAU program.

21-POINT RALLY VS. ISU:

The 21-point rally vs. Iowa State in the 3rd-place game of the ESPN Event Invitational stands as the largest in school history.

- The Aggies also rallied from a 21-point deficit against then No. 4 Houston on 12/16 to tie the game at 63-63 at the 1:30 mark, but the Cougars prevailed 70-66 at the Toyota Center in the Halal Guys Showcase.

TEXAS A&M'S BIGGEST RALLIES

Deficit	Score (Time)	Opponent (Date)	Result
21	35-14 (2:44 1H)	vs. Iowa State (11/26/2023)	W, 73-69 (16-0 run from 2:44 of 1st to 18:18 of 2nd narrows deficit to 5 points)
21	53-32 (15:39 2H)	vs. Houston (12/16/2023)	L, 70-66 (Aggies tie game at 63-63 at 1:30 mark, but can't surpass Cougars)
18	48-30 (14:23 2H)	at Nebraska (02/24/2009)	W, 57-55 (Buzzer beater by Josh Carter for win)
17	53-36 (14:55 H)	vs. Virginia Tech (11/25/2016)	W, 68-65 (DJ Hogg's 3 puts Aggies ahead by one, 2-pointer provides winning margin)
17	(2H)	at Penn State (01/02/2005)	W, 62-60 (Acie Law hits two free throws for winning margin)

AP TOP
25

FERRIS MOWERS
COACHES POLL
POWERED BY USA TODAY SPORTS

AGGIES IN THE RANKINGS

	AP (Pts.)	Coaches (Pts.)	NET
Pre	15 (597)	19 (231)	--
N13	13 (728)	15 (334)	--
N20	12 (867)	13 (432)	--
N27	14 (646)	13 (326)	-
D4	21 (306)	19 (194)	14
D11	RV (58)	RV (56)	23
D18	RV (9)	RV (7)	21
D25	RV (9)	RV (3)	19
J1	RV (13)	RV (1)	24
J8	NR	NR	39
J15	TBD	TBD	42





BASKETBALL RADIO CREW:

Veteran radio broadcasters Andrew Monaco (right) and Dr. John Thornton describe the action for the 25-station Texas A&M Radio Network.

- The “Voice of the Aggies,” Andrew Monaco is in his sixth season as the play-by-play voice for the Texas A&M men’s basketball, football and baseball teams, as well as the host of the coach’s radio show for those teams. Prior to Texas A&M, Monaco spent 16 seasons with the San Antonio Spurs and was a part of the broadcast crew covering two NBA titles.
- A team captain on the Aggies’ SWC Championship team in 1974-75, Dr. John Thornton has served as the color analyst for the men’s basketball team for many years. Also the SEC Newcomer of the Year in 1973-74, Thornton was an assistant coach from 1981-90 and served as interim head coach in 1990 before embarking on a long career as an administrator for Texas A&M Athletics.

TEXAS A&M RADIO NETWORK:

Fans can listen to all Texas A&M Men’s Basketball games, as well as the Buzz Williams Radio Show, across the state of Texas on the Texas A&M Radio Network or worldwide inside the 12th Man Mobile app.

Coverage Area	Station	Freq #
Atlanta	KPYN	103.9 FM
Atlanta	KPYN	900 AM
Austin	KJCE	1370 AM
Austin	KKMJ	95.5-2 HD2
Brenham	KWHI	101.7 FM
Brenham	KWHI	1280 AM
Carthage	KGAS	104.3 FM
College Station	WTAW	94.5 FM
College Station	WTAW	1620 AM
Dallas (Farmersville)	KXEZ	92.1 FM
El Campo	KULP	106.7 FM
El Campo	KULP	1390 AM
Granbury	KPIR	1420 AM
Hamilton	KCLW	900 AM
Henderson	KWRD	98.5 FM
Henderson	KWRD	1470 AM
Houston	KFNC	92.5 FM
Houston	KFNC	97.5 FM
Levelland	KLVT	1230 AM
Marshall	KMHT	103.9 FM
San Antonio	KZDC	94.5 FM
San Antonio	KZDC	1250 AM
Stamford/Abilene	KLGD	106.9 FM
Texarkana	KTRG	94.1 FM
Victoria	KVNN	1340 AM

WILLIAMS VS. AP TOP 25:

Head coach Buzz Williams tallied his third win at Texas A&M against teams ranked in the top 6 of the AP Top 25 with the Aggies’ 97-92 overtime upset of No. 6 Kentucky last Saturday.

- Williams is the only head coach in Texas A&M men’s basketball history with a trio of top 6 wins. Joining Williams with multiple top 6 wins is Billy Gillispie, who hired Williams on his initial Aggie coaching staff in 2004-05. Gillispie logged a pair of top 6 victories - over No. 6 Texas in 2006 and No. 6 Kansas in 2007.
- Williams’ teams have tallied the two highest-ranked wins in school history over AP Top 25 teams with victories over No. 2 Alabama in the 2022-23 regular season finale and No. 4 Auburn in the 2022 SEC Tournament quarterfinals.

Williams vs. AP Top 25 (since 2019-20)

Date	Opponent (Rk)	Result
11/15/19	Gonzaga (8)	L, 49-79
2/25/20	Kentucky (8)	L, 60-69
3/4/20	at Auburn (17)	W, 78-75
1/9/21	Tennessee (9)	L, 54-68
1/16/21	Missouri (17)	L, 52-68
3/6/21	at Arkansas (12)	L, 80-87
1/19/22	Kentucky (12)	L, 58-64
1/26/22	atLSU (19)	L, 64-70
2/1/22	at Tennessee (22)	L, 80-90
2/12/22	at Auburn (1)	L, 58-75
3/2/22	at Alabama (25)	W, 87-71
3/11/22	vs. Auburn (4)	W, 67-62
3/12/22	vs. Arkansas (15)	W, 82-64
3/13/22	vs. Tennessee (9)	L, 50-65
1/11/23	Missouri (20)	W, 82-64
1/25/23	at Auburn (15)	W, 79-63
2/21/23	Tennessee (11)	W, 68-63
3/4/23	Alabama (2)	W, 67-61
3/12/23	vs. Alabama (4)	L, 63-82
11/24/23	vs. FAU (19)	L, 89-96
12/16/23	vs. Houston (4)	L, 66-70
1/9/24	at Auburn (16)	L, 55-66
1/13/24	Kentucky (6)	W, 97-92

WINNINGEST TEXAS A&M HEAD COACHES

(By Total Victories)

Rk.	Head Coach	Years	Seasons	Record (Pct.)
1.	Shelby Metcalf	1963-90	27	438-306 (.589)
2.	Billy Kennedy	2011-19	8	151-116 (.566)
3.	Mark Turgeon	2007-11	4	97-40 (.708)
4.	Bob Rogers	1957-63	6	92-52 (.639)
5.	D.X. Bible	1920-27	7	90-47 (.657)
6.	Buzz Williams	2019-	5th	84-53 (.613)
7.	Tony Barone	1991-98	7	76-120 (.388)
8.	Billy Gillispie	2004-07	3	70-26 (.729)
9.	J.B. Reid	1929-35	6	66-52 (.559)
10.	Melvin Watkins	1998-04	6	60-112 (.349)

(By Winning Percentage, min. 60 games)

1.	Billy Gillispie	2004-07	3	70-26 (.729)
2.	Mark Turgeon	2007-11	4	97-40 (.708)
3.	D.X. Bible	1920-27	7	90-47 (.657)
4.	Bob Rogers	1957-63	6	92-52 (.639)
5.	Buzz Williams	2019-	5th	84-53 (.613)

REED ARENA ATTENDANCE HISTORY

13,000-PLUS CROWDS (21)

14,036	vs. Kentucky	1/19/2022
13,888	vs. LSU	1/9/2016
13,717	vs. Texas	2/27/2010
13,657	vs. Kansas	2/15/2010
13,648	vs. Texas Tech	1/30/2010
13,584	vs. Oklahoma State	2/16/2008
13,555	vs. Texas	1/30/2008
13,300	vs. Texas	1/31/2011
13,263	vs. Kentucky	2/10/2018
13,203	vs. Missouri	3/3/2007
13,196	vs. Texas	2/5/2007
13,187	vs. Oklahoma State	1/20/2007
13,176	vs. Texas	3/1/2006
13,158	vs. Oklahoma	2/2/2008
13,151	vs. St. Joseph’s (NIT)	3/23/2005
13,136	vs. Texas Tech	2/26/2005
13,051	vs. Baylor	2/24/2007
13,048	vs. Oklahoma	1/27/2007
13,021	vs. Baylor	2/6/2010
13,016	vs. Oklahoma State	2/12/2005
13,007	vs. Missouri	3/7/2009

TOP 10 SEASON AVERAGES

Rk.	Average	Year	Games	Record
1.	10,343	2007-08	20	16-4
2.	9,889	2009-10	16	15-1
3.	9,812	2006-07	19	18-1
4.	9,438	2008-09	18	16-2
5.	9,280	2022-23	16	15-1
6.	9,128	2017-18	16	13-3
7.	9,000	2010-11	17	15-2
8.	8,956	2015-16	18	17-1
9.	8,940	2023-24	8	6-2
10.	8,161	2016-17	16	11-5

REED RECORD BY YEAR

1998-99	9-5
1999-00	5-7
2000-01	7-7
2001-02	5-9
2002-03	10-4
2003-04	5-9
2004-05	17-3
2005-06	16-2
2006-07	18-1
2007-08	16-4
2008-09	16-2
2009-10	15-1
2010-11	15-2
2011-12	11-7
2012-13	12-6
2013-14	17-3
2014-15	14-4
2015-16	17-1
2017-18	13-3
2016-17	11-4
2017-18	12-3
2018-19	13-3
2019-20	11-6
2020-21	6-4
2021-22	16-4
2022-23	15-1
2023-24	6-2
TOTAL	328-102

WHAT'S UNIQUE ABOUT AGGIE HOOPS?

GAMEDAY VIBES

- During gameday shoot-arounds, the Aggies traditionally vibe to **The Commodores** Pandora station on the team Turtlebox (founded by an Aggie) bluetooth speaker.

Buzz Williams @TeamCoachBuzz · Feb 16
Happy 65th Birthday 🎉 to 🇺🇸 of my favorites in the 🌎: @maccyyk

👏 this is ur best 🎉 yet.

As the newest member of Team 🇺🇸, the impact you have had is tremendous! We are so grateful you are here! 🙌



BIRTHDAY SHENANIGANS

- On player or staff member's birthdays, Williams honors the occasion with an emoji-filled tweet that always includes a wrong number of birthdays for the celebrator.

GETTING THE JUICE

- Prior to practices, the team draws into a huddle at midcourt and Buzz Williams distributes "The Juice" to the team, which is actually simply hand sanitizer. Williams has been distributing "The Juice" prior to practices since his days at Marquette to ward off the spread of germs in the winter months.

TURKEYS AND SOCKS

- In Aggie Basketball vernacular, a "turkey" is when an opponent is held scoreless on three straight possessions. When the team has posted consecutive stops, the Aggie bench calls out "turkey, turkey" to implore the five on the floor to get another stop.
- Taking charges on defense is valued by Aggie Basketball, and the team rewards a charge taken by presenting a pair of socks to the charge taker.

CULTURE WALL

- After road game shoot-arounds, everyone on the trip gets on the court for a fun photo. If the Aggies win, the photo is posted on @teamcoachbuzz and added to the "Culture Wall" in the locker room.

PROFESSOR BUZZ

- Always seeking to connect to young people, Williams has guest-lectured for the **School of Military Science (SOMS)** class at Texas A&M the past two fall semesters. His lectures, originating from Rudder Forum inside the Rudder Theatre Complex, have featured topics such as "Learning How You Learn," "Leading Through Change," "The Birthday Paradox," "The Principal-Agent Problem" and "Never Assume Anything." Williams also taught similar classes at Virginia Tech.



#GETBETTER EXPLAINED

- #getBETTER is the mantra for Buzz Williams and his teams. It refers to *"the continual improvement in all facets of life. Always finding something to work on, to make progress on. Never being satisfied. Always looking for ways to grow."*

READING IS FUN

- Buzz Williams is a voracious reader, generally completing 4-5 books every month. On Oct. 2, 2023, he tweeted from @TeamCoachBuzz his "3rd Quarter 2023 Reads" with a list of the 39 books he consumed in the first nine months of 2023. For the last 11 years, Williams has selected and gifted a book to every player, staff member and their family on the initial road trip of the season. Describing his commitment to reading, Williams said, *"Who you are today and who you will be five years from today are the people you meet and the books that you read. Regardless of the genre of book that you read, they say it's worth five years of experience."* (Source: @AggieMBK/Dec. 16, 2023)

QUOTE SHIRTS

During the course of a season, Williams distributes 12 "Quote Shirts" to his players and staff that carry a life lesson or story behind its design for which the people within the men's basketball family can relate. Here are 2023-24's Quote Shirts so far:

'ACTION Weighs More Than Inaction'

'If You See It, Say It'

'Time Either Promotes or Exposes Who You Are'

BEING THANKFUL

- A staple of every road trip are the Aggies' Thank You letters. Each coach/player/staff member on the trip writes a Thank You letter to someone in their life at the first team meal of the roadie.

BUZZ'S BUNCH

"Buzz's Bunch" connects young people with special needs to the game of basketball with an invitation to a game in the fall and a summer clinic. Originally founded during William's time in Milwaukee, Wisconsin at Marquette, Buzz's Bunch continued during his time in Blacksburg, Virginia at Virginia Tech and now at Texas A&M. Every player, coach and staff member has been lucky to develop a relationship, learn and grown from these children as Buzz's Bunch has grown to more than 500 members spanning all three cities.

SHOOTING WITH BUZZ

- "Shooting with Buzz" is a staple of the Aggies' practice regimen. As described by the Bryan-College Station Eagle: *"Each player must move their way through 18 shooting spots – some straight catch and shoot and some off of movement – and make 7 of 10 shots. The clock starts after the player's first make and stops once the whole circuit is done. Managers rebound the shots and pass a ball to Williams, who stands near the player, handing the ball off for each shot. On the sideline, a manager stands in front of a giant white board, keeping tallies of the players score at each position. On the other side, a record book of times it took to complete the course are logged."*

Williams told the Eagle the impetus for "Shooting with Buzz" was, *"I wanted to try to figure out a way, coming off of COVID and all the protocols and having, in essence, a completely revamped roster – how could I find some time working, while at the same time not screaming, while, in an unspoken way, they know I'm trying to invest in their life and in their game."*



— NUMERICAL / ALPHABETICAL ROSTER —

TEXAS A&M BASKETBALL

NUMERICAL

#	Player	Pos.	Ht.	Wt.	Cl.-Exp.	Hometown / High School / Previous School
0	Jace Carter	G	6'-6"	220	Jr.-TR	Titusville, Fla. / Astronaut / Illinois-Chicago
2	Hayden Hefner	G	6'-6"	185	Sr.-3L	Nederland, Texas / Nederland
3	Bryce Lindsay	G	6'-3"	190	Fr.-HS	Baltimore, Md. / St. Frances Academy (Md.) / IMG Academy (Fla.)
4	Wade Taylor IV	G	6'-0"	175	Jr.-2L	Dallas, Texas / Lancaster
5	Eli Lawrence	G	6'-5"	190	Gr.-TR	Atlanta, Ga. / Tri-Cities / Middle Tennessee
9	Rob Dockery	G/F	6'-6"	205	Fr.-HS	Washington D.C. / Jackson-Reed
10	Wildens Leveque	F/C	6'-10"	255	Gr.-TR	Brockton, Mass. / Gould Academy / South Carolina / UMass
11	Andersson Garcia	F	6'-7"	215	Sr.-1L	Moca, Dominican Republic / Hamilton Heights (Tenn.) / Mississippi State
13	Solomon Washington	F	6'-7"	220	So.-1L	New Orleans, La. / Carver
15	Henry Coleman III	F	6'-8"	245	Sr.-2L	Richmond, Va. / Trinity Episcopal School / Duke
21	Tyler Ringgold	F	6'-8"	220	Fr.-HS	Baton Rouge, La. / Southern Lab
23	Tyrece Radford	G	6'-3"	190	Gr.-2L	Baton Rouge, La. / McKinley / Virginia Tech
24	Jaelyn Lee	G	6'-8"	200	Fr.-RS	Paris, Texas / Paris
32	Brandon White	C	6'-10"	245	Fr.-HS	Spencer, N.C. / Winston-Salem Christian / Donda Academy (Calif.)
34	Julius Marble	F	6'-9"	235	Sr.-1L	Dallas, Texas / Dallas Jesuit / Michigan State
35	Manny Obaseki	G	6'-4"	195	Jr.-2L	Allen, Texas / John Paul II

ALPHABETICAL

#	Player	Pos.	Ht.	Wt.	Cl.-Exp.	Hometown / High School / Previous School
0	Jace Carter	G	6'-6"	220	Jr.-TR	Titusville, Fla. / Astronaut / Illinois-Chicago
15	Henry Coleman III	F	6'-8"	245	Sr.-2L	Richmond, Va. / Trinity Episcopal School / Duke
9	Rob Dockery	G/F	6'-6"	205	Fr.-HS	Washington D.C. / Jackson-Reed
11	Andersson Garcia	F	6'-7"	215	Sr.-1L	Moca, Dominican Republic / Hamilton Heights (Tenn.) / Mississippi State
2	Hayden Hefner	G	6'-6"	185	Sr.-3L	Nederland, Texas / Nederland
5	Eli Lawrence	G	6'-5"	190	Gr.-TR	Atlanta, Ga. / Tri-Cities / Middle Tennessee
24	Jaelyn Lee	G	6'-8"	200	Fr.-RS	Paris, Texas / Paris
10	Wildens Leveque	F/C	6'-10"	255	Gr.-TR	Brockton, Mass. / Gould Academy / South Carolina / UMass
3	Bryce Lindsay	G	6'-3"	190	Fr.-HS	Baltimore, Md. / St. Frances Academy (Md.) / IMG Academy (Fla.)
34	Julius Marble	F	6'-9"	235	Sr.-1L	Dallas, Texas / Dallas Jesuit / Michigan State
35	Manny Obaseki	G	6'-4"	195	Jr.-2L	Allen, Texas / John Paul II
23	Tyrece Radford	G	6'-3"	190	Gr.-2L	Baton Rouge, La. / McKinley / Virginia Tech
21	Tyler Ringgold	F	6'-8"	220	Fr.-HS	Baton Rouge, La. / Southern Lab
4	Wade Taylor IV	G	6'-0"	175	Jr.-2L	Dallas, Texas / Lancaster
13	Solomon Washington	F	6'-7"	220	So.-1L	New Orleans, La. / Carver
32	Brandon White	C	6'-10"	245	Fr.-HS	Spencer, N.C. / Winston-Salem Christian / Donda Academy (Calif.)

COACHING STAFF

Head Coach: Buzz Williams (5th season)

Associate Head Coach: Devin Johnson (5th season)

Assistant Coach: Steve Roccaforte (3rd season)

Assistant Coach: Lyle Wolf (5th season)

Special Assistant to the Head Coach: Dale Layer (5th season)

Chief of Staff: Luke Hillin (7th season)

Director of Basketball Operations: Vince Walden (5th season)

Director of Creative Design and Branding: Josh Chambers (5th season)

Director of Scouting: TJ Ryan (5th season)

Senior Associate Athletic Trainer: Eddie Benion (5th season)

Director of Sports Performance: Steve Gephardt (4th season)

PRONUNCIATION GUIDE

Wildens Leveque	WILL-dens lah-VECK (as in heck)
Manny Obaseki	oh-BASS-uh-key (BASS as in GLASS)
Tyrece Radford	tie-reese
Wabissa Bede (staff)	wa-BEE-sah BEE-dee

Director of Player Relations: Antonio McKenzie (3rd season)

Administrative Coordinator: Landry Moffett (2nd season)

Program Aide: Wabissa Bede (3rd Season)

Graduate Assistant: Cal Furgal (2nd season)



— HEAD COACH — BUZZ WILLIAMS



THE WILLIAMS FILE

HOMETOWN Van Alstyne, Texas
WIFE the former Corey Norman
CHILDREN Zera, Calvin, Mason and Addyson
COLLEGE Oklahoma City University
 (Bachelor's degree in kinesiology, 1994)
 Texas A&M-Kingsville
 (Master's in kinesiology, 1999)

HEAD COACHING RECORD

NEW ORLEANS (1 year)		14-17
Years	Record (Sun Belt)	Postseason
2006-07	14-17 (9-9, 4th W)	--

MARQUETTE (6 years)		139-69
Years	Record (Big East)	Postseason
2008-09	25-10 (12-6, 5th)	NCAA (2nd Rd)
2009-10	22-12 (11-7, 15th)	NCAA (1st Rd)
2010-11	22-15 (9-9, 19th)	NCAA (Sweet 16)
2011-12	27-8 (14-4, 2nd)	NCAA (Sweet 16)
2012-13	26-9 (14-4, 11st)	NCAA (Elite 8)
2013-14	17-15 (9-9, 6th)	--

VIRGINIA TECH (5 years)		100-69
Years	Record (ACC)	Postseason
2014-15	11-22 (2-16, 15th)	--
2015-16	20-15 (10-8, 17th)	NIT (2nd Rd)
2016-17	22-11 (10-8, 17th)	NCAA (1st Rd)
2017-18	21-12 (10-8, 7th)	NCAA (1st Rd)
2018-19	26-9 (12-6, 5th)	NCAA (Sweet 16)

TEXAS A&M (5th year)		84-53
Years	Record (SEC)	Postseason
2019-20	16-14 (10-8, 16th)	COVID-19
2020-21	8-10 (2-8, 13th)	--
2021-22	27-13 (9-9, 15th)	NIT (Finalist)
2022-23	25-10 (15-3, 2nd)	NCAA (1st Rd)
2023-24	10-6	

TOTAL (17th year) **337-208**

*The first two games of the 2021-22 season are not reflected in Williams' record.

BUZZ WILLIAMS AT A GLANCE

- Buzz Williams is in his fifth season as the head coach at Texas A&M and his 17th year as a collegiate head coach.
- Prior to being named head coach of the Aggies on April 3, 2019, Williams served as head coach at Virginia Tech (5 years, 2014-19), Marquette (6 years, 2008-14) and New Orleans (1 year, 2006-07).
- Last summer, the Texas A&M University System Board of Regents approved a contract extension for Williams through the 2028 season. Director of Athletics Ross Bjork said, *"Buzz Williams is a tremendous leader and role model for our student-athletes, and he's a great example of Texas A&M's core values. He's taken our men's basketball team to new heights over the past two seasons with even brighter days ahead. It was an easy decision to ensure that Buzz is here in Aggieland for many years to come as we continue our mission of creating opportunities through championship athletics."*
- With the Aggies' invitation to the 2023 NCAA Tournament, Williams has become one of a handful of Div. I head coaches to take three different programs to the "Big Dance." He's coached in 19 NCAA Tournament games and produced 10 victories, which rank No. 22 in both categories among active Div. I head coaches. For his age (51) and his number of years as a head coach (16), Williams is the active leader in total victories, NCAA Tournament games and NCAA Tournament victories.
- He received the nickname "Buzz" while working as an energetic student assistant for longtime Navarro Junior College coach and mentor Lewis Orr. Williams was inducted into the Navarro College Bulldog Hall of Fame in 2021 as the school honored Williams' climb from "floor maintenance manager" to head coach.
- Brent Langdon Williams or "Buzz" was born in Greenville, Texas and grew up in the small Texas town of Van Alstyne (population 4,369), which is located 50 miles north of the Cotton Bowl in Dallas, Texas. Van Alstyne is pronounced *Van ALL-steen*.
- This is Williams' second stint at Texas A&M - he also served as assistant coach/recruiting coordinator on Billy Gillispie's first staff at Texas A&M from 2004-06.
- Williams is one of the few NCAA Div. I head coaches that did not play college basketball. Instead, he was a student/graduate assistant at Navarro JC, Oklahoma City University and TAMU-Kingsville.
- Perhaps the most impactful initiative by Williams was the founding of "Buzz's Bunch," which connects young people with special needs to the game of basketball with an annual Buzz's Bunch game in the fall and a summer clinic. Originally founded during William's time at Marquette, Buzz's Bunch continued at Virginia Tech and now at Texas A&M. Buzz's Bunch has grown to more than 500 members spanning all three cities.
- Williams was named the Associated Press SEC Coach of the Year in 2019-20 and again in 2022-23.
- He has nine NCAA Tournament appearances in 16 postseason opportunities as a head coach, including four career Sweet 16 appearances (3 at Marquette, 1 at Virginia Tech) and one Elite Eight appearance (2013 Marquette)
- He has won 20-or-more games in 11 of his 16 seasons as a head coach.
- His 52 wins over the past two seasons were a program record and he became the first Texas A&M head coach to win 25 or more games in back-to-back seasons in school history.
- He's coached, recruited or developed 16 NBA players over the course of his career, totaling over \$400 million in total salaries and nearly 3,000 games played.





MOLDING YOUNG MINDS:

Buzz Williams has presented a series of lectures to the SOMS (School of Military Science) 380: Workshop in Leadership Education class for the past two fall semesters in a collaboration with Texas A&M's Corps of Cadets and the Hollingsworth Center for Ethical Leadership.

- Dr. Dave Keller, Director of the Hollingsworth Center, said, "The Hollingsworth Center works primarily with students who are not going into the military upon graduation, although we certainly have several that do. Our SOMS [School of Military Science] program of study begins during the spring semester of their sophomore year, where we focus on helping cadets find their strengths and lead from a perspective of authenticity."
- Keller added, "SOMS 380 is the second course for our students. It focuses heavily on finding their leadership constraints and blind spots, and then developing an action plan to intentionally improve in these critical areas. In later semesters, students learn more about the science of leadership, along with how to lead teams and organizations more effectively."
- Dr. Darin Paine, Associate Director for the Hollingsworth Center, said, "Whenever cadets can learn from a presenter such as Coach Buzz Williams, there are many opportunities for personal and professional gain. It could reinforce what they are already learning in SOMS, or present a new concept, or allow them to hear something that applies to their life right now. There are countless opportunities to benefit from an experience like this. Coach Williams is a high achiever, lifelong learner, and very enthusiastic about teaching. He has so much to offer and we are thrilled with this partnership."
- One of the class attendees, junior Luke White, told the Bryan-College Station Eagle: "I think it's really cool that he's doing this. He's going beyond being just a coach. He's really trying to connect with us as students."
- Among the featured topics for series have been: "Learning How You Learn," "Leading Through Change," "The Birthday Paradox," "The Principal-Agent Problem" and "Never Assume Anything." Williams also taught similar classes during his time as the head coach at Virginia Tech.
- For more information about SOMS 380 and the Hollingsworth Center for Ethical Leadership, go to: corps.tamu.edu.



— COACHING / SUPPORT STAFF —

TEXAS A&M BASKETBALL



**BUZZ
WILLIAMS**

HEAD COACH
5TH SEASON



**DEVIN
JOHNSON**

ASSOCIATE HEAD COACH
5TH SEASON



**STEVE
ROCCAFORTE**

ASSISTANT COACH
3RD SEASON



**LYLE
WOLF**

ASSISTANT COACH
5TH SEASON



**DALE
LAYER**

SPECIAL ASST. TO THE HEAD COACH
5TH SEASON



**LUKE
HILLIN**

CHIEF OF STAFF
6TH SEASON



**VINCE
WALDEN**

DIR. OF BKB OPERATIONS
5TH SEASON



**JOSH
CHAMBERS**

DIR. OF CREATIVE
5TH SEASON



**TJ
RYAN**

DIR. OF SCOUTING
5TH SEASON



**EDDIE
BENION**

SENIOR ASSOC. ATHLETIC TRAINER
4TH SEASON



**STEVE
GEPHARDT**

DIR. OF STRENGTH & COND.
4TH SEASON



**ANTONIO
MCKENZIE**

DIR. OF PLAYER RELATIONS
3RD SEASON



**LANDRY
MOFFETT**

ADMIN. COORDINATOR
2ND SEASON



**MACY
RICHARDSON**

SCHOLASTIC SUPERVISOR
2ND SEASON



**WABISSA
BEDE**

PROGRAM AIDE
3RD SEASON



**CAL
FURGAL**

GRADUATE ASSISTANT
2ND SEASON



— AGGIES — IN THE NBA

AGGIES IN THE NBA (ACTIVE)

Player	Current Team	1st Year
Alex Caruso	Chicago Bulls	2016
Dexter Dennis	Dallas Mavericks	2023
Danuel House	Philadelphia 76ers	2016
Quenton Jackson	Windy City Bulls (G-League)	2022
DeAndre Jordan	Denver Nuggets	2008
Khris Middleton	Milwaukee Bucks	2012
Robert Williams III	Boston Celtics	2018

WILLIAMS AND THE NBA

Buzz Williams has coached, recruited or developed 16 NBA players over the course of his career, totaling over \$400 million in total salaries and over 3,000 games played entering 2023-24 (sorted by career NBA games).

Player	School	Games	Career Earnings
Wes Matthews	Marquette	950	\$113,710,937
Jimmy Butler	Marquette	754	\$218,589,766
Jae Crowder	Marquette	753	\$65,671,189
Nickeil Alexander Walker	Virginia Tech	217	\$14,349,113
Juan Toscano Anderson	Marquette	191	\$4,246,167
Lazar Hayward	Marquette	72	\$3,372,973
Dwight Buycks	Marquette	49	\$796,188
Justin Robinson	Virginia Tech	43	\$784,140
Jamil Wilson	Marquette	15	\$50,000
Vander Blue	Marquette	10	\$50,000
Quentin Jackson	Texas A&M	9	\$219,630
Darius Johnson Odom	Marquette	7	\$192,228
Jerel McNeal	Marquette	6	\$29,843
Justin Bibbs	Virginia Tech	0	\$94,742
Dexter Dennis	Texas A&M	0	\$1,119,563
Ahmed Hill	Virginia Tech	0	\$40,000

Source: Basketball-Reference.com (entering 2023-24 NBA season)



— TEXAS A&M — SEASON/CAREER BESTS

#0 JACE CARTER G | 6'-6" | 220 | JR.-TR | TITUSVILLE, FLA.

Season Highs			Career Highs		
PTS	14	vs. DePaul (12/6/23)	28	vs. Stonehill (11/21/22)	
RBS	12	vs. HCU (12/22/23)	12	3x, last vs. HCU (12/22/23)	
AST	3	2x, last vs. DePaul (12/6/23)	4	2x, last at Missouri St. (01/24/23)	
STL	2	4x, last vs. PVAM (12/30/23)	4	4x, last at Evansville (02/22/23)	
BLK	2	at SMU (11/14/23)	2	10x, last at SMU (11/14/23)	
3PM	4	vs. DePaul (12/6/23)	5	3x, last at Murray St. (01/14/23)	
MIN	33	vs. Houston (12/16/23)	43	2x, last at Drake (01/10/23)	

#2 HAYDEN HEFNER G | 6'-6" | 185 | SR.-3L | NEDERLAND, TEXAS

Season Highs			Career Highs		
PTS	24	vs. HCU (12/22/23)	24	vs. HCU (12/22/23)	
RBS	7	vs. PVAM (12/30/23)	7	vs. PVAM (12/30/23)	
AST	3	2x, vs. LSU (1/6/24)	3	4x, last vs ORU (11/17/23)	
STL	2	vs. Iowa St. (11/26/23)	3	vs Mississippi St. (3/5/22)	
BLK	1	2x, last vs. Kentucky (1/13/24)	1	7x, last vs. Houston (12/16/23)	
3PM	4	vs. FAU (11/24/23)	5	vs Missouri (2/5/22)	
MIN	28	vs. ORU (11/17/23)	28	vs. ORU (11/17/23)	

#3 BRYCE LINDSAY G | 6'-3" | 190 | FR.-HS | BALTIMORE, MD.

Season Highs			Career Highs		
PTS	10	vs. DePaul (12/6/23)	10	vs. DePaul (12/6/23)	
RBS	1	2x, last vs. DePaul (12/6/23)	1	2x, last vs. DePaul (12/6/23)	
AST	2	vs. HCU (12/22/23)	2	vs. HCU (12/22/23)	
STL	1	2x, at at Virginia (11/29/23)	1	vs. TAMU-C (11/6/23)	
BLK	1	vs. TAMU-C (11/6/23)	1	vs. TAMU-C (11/6/23)	
3PM	2	vs. DePaul (12/6/23)	2	vs. DePaul (12/6/23)	
MIN	15	vs. DePaul (12/6/23)	15	vs. DePaul (12/6/23)	

#4 WADE TAYLOR IV G | 6'-0" | 175 | JR.-2L | DALLAS, TEXAS

Season Highs			Career Highs		
PTS	35	vs. Iowa St. (11/26/23)	35	vs. Iowa St. (11/26/23)	
RBS	6	2x, last vs. LSU (1/6/24)	7	vs Vanderbilt (1/28/23)	
AST	8	vs. Memphis (12/10/23)	9	vs SMU (11/30/22)	
STL	6	2x, last vs. LSU (1/6/24)	6	3x, last vs. LSU (1/6/24)	
FTM	8	2x, last vs. Houston (12/16/23)	16	vs Tennessee (2/21/23)	
FTA	9	2x, last vs. Houston (12/16/23)	17	vs Tennessee (2/21/23)	
3PM	6	vs. Houston (12/16/23)	6	vs. Houston (12/16/23)	
MIN	39	vs. LSU (1/6/24)	39	vs. LSU (1/6/24)	

#5 ELI LAWRENCE G | 6'-5" | 190 | GR.-TR | ATLANTA, GA.

Season Highs			Career Highs		
PTS	11	vs. TAMU-C (11/6/23)	27	at UTSA (02/01/20)	
RBS	3	2x, last at Virginia (11/29/23)	11	Western Ky. (12/31/22)	
AST	1	4x, last at Auburn (1/9/24)	5	UAB (01/16/23)	
STL	2	vs. HCU (12/22/23)	4	at Western Ky. (02/09/23)	
BLK	1	2x, last at Auburn (1/9/24)	2	UAB (01/16/23)	
3PM	2	vs. TAMU-C (11/6/23)	5	at Western Ky. (02/09/23)	
MIN	13	at Virginia (11/29/23)	44	UAB (03/11/22)	

#10 WILDENS LEVEQUE F/C | 6'-10" | 255 | GR.-TR | BROCKTON, MASS.

Season Highs			Career Highs		
PTS	6	vs. Iowa St. (11/26/23)	16	vs. Kentucky (2/8/22)	
RBS	7	2x, last vs. Kentucky (1/13/24)	11	vs. Western Kentucky (11/14/21)	
AST	1	vs. Houston (12/16/23)	3	(4x) last: vs. Loyola Chi (2/14/23)	
STL	1	vs. TAMU-C (11/6/23)	3	(3x) last: at George Mason (2/1/23)	
BLK	3	vs. Kentucky (1/13/24)	5	vs. Colorado (11/17/22)	
3PM	-		2	at USF (11/29/22)	
MIN	25	vs. Kentucky (1/13/24)	32	vs. Princeton (11/12/21)	

#11 ANDERSSON GARCIA F | 6'-7" | 215 | SR.-1L | MOCA, DOMINICAN REPUBLIC

Season Highs			Career Highs		
PTS	11	vs. PVAM (12/30/23)	14	at Texas A&M (3/5/22)	
RBS	19	vs. HCU (12/22/23)	19	vs. HCU (12/22/23)	
O-RBS	9	vs. HCU (12/22/23)	9	vs. HCU (12/22/23)	
AST	4	2x, last vs. HCU (12/22/23)	4	4x, last vs. HCU (12/22/23)	
STL	5	vs. Kentucky (1/13/24)	5	vs. Kentucky (1/13/24)	
BLK	2	2x, last vs. HCU (12/22/23)	2	4x, last vs. HCU (12/22/23)	
MIN	35	vs. HCU (12/22/23)	35	vs. HCU (12/22/23)	

#13 SOLOMON WASHINGTON F | 6'-7" | 220 | SO.-1L | NEW ORLEANS, LA.

Season Highs			Career Highs		
PTS	18	vs. Iowa St. (11/26/23)	18	vs. Iowa St. (11/26/23)	
RBS	9	vs. Kentucky (1/13/24)	9	vs. Kentucky (1/13/24)	
AST	5	vs. HCU (12/22/23)	5	vs. HCU (12/22/23)	
STL	3	vs. Memphis (12/10/23)	3	vs. Memphis (12/10/23)	
BLK	2	2x, vs. Kentucky (1/13/24)	2	5x, last vs. Kentucky (1/13/24)	
3PM	3	vs. Iowa St. (11/26/23)	3	vs. Iowa St. (11/26/23)	
MIN	30	vs. Iowa St. (11/26/23)	30	vs. Iowa St. (11/26/23)	

#15 HENRY COLEMAN III F | 6'-8" | 245 | SR.-21L | RICHMOND, VA.

Season Highs			Career Highs		
PTS	24	vs. Penn St. (11/23/23)	27	vs North Florida (11/10/21)	
RBS	15	at SMU (11/14/23)	15	3x, last at SMU (11/14/23)	
O-RBS	6	at SMU (11/14/23)	8	vs. Alabama (3/4/23)	
AST	3	vs. DePaul (12/6/23)	6	at DePaul (11/25/22)	
STL	2	5x, last vs. HCU (12/22/23)	5	vs Florida (3/10/22)	
BLK	-		2	3x, last at LSU (1/26/22)	
MIN	37	vs. Houston (12/16/23)	41	vs Florida (3/10/22)	

#23 TYRECE RADFORD G | 6'-3" | 190 | GR.-2L | BATON ROUGE, LA.

Season Highs			Career Highs		
PTS	28	vs. Kentucky (1/13/24)	31	at DePaul (11/25/22)	
RBS	9	vs. Kentucky (1/13/24)	14	vs Alcorn (3/15/22)	
AST	4	3x, last vs. Kentucky (1/13/24)	6	3x, last at Arkansas (1/31/23)	
STL	3	2x, last vs. Kentucky (1/13/24)	4	at Wake Forest (1/14/20)	
FTM	5	at Auburn (1/9/24)	11	at DePaul (11/25/22)	
FTA	9	vs. Kentucky (1/13/24)	13	at DePaul (11/25/22)	
3PM	4	at SMU (11/14/23)	5	vs Auburn (3/11/22)	
MIN	39	vs. Kentucky (1/13/24)	50	vs Miami (2/19/20)	

#34 JULIUS MARBLE F | 6'-9" | 235 | SR.-1L | DALLAS, TEXAS

Season Highs			Career Highs		
PTS	-		21	vs Tennessee (2/21/23)	
RBS	-		10	vs Illinois (2/19/22)	
AST	-		2	3x, last vs Arkansas (2/15/23)	
STL	-		2	2x, last vs SMU (11/30/22)	
BLK	-		2	6x, last vs Alabama (3/4/23)	
3PM	-		1	at Rutgers (1/28/21)	
MIN	-		37	vs Florida (1/18/23)	

#35 MANNY OBASEKI G | 6'-4" | 195 | JR.-2L | ALLEN, TEXAS

Season Highs			Career Highs		
PTS	21	vs. Memphis (12/10/23)	21	vs. Memphis (12/10/23)	
RBS	4	2x, last vs. FAU (11/24/23)	9	vs Northwestern St. (12/21/21)	
AST	2	2x, last vs. DePaul (12/6/23)	4	vs. Georgia (2/22/22)	
STL	2	2x, last vs. vs. PVAM (12/30/23)	2	5x, last vs. HCU (12/22/23)	
BLK	2	vs. ORU (11/17/23)	2	2x, last vs. ORU (11/17/23)	
3PM	1	4x, last vs. DePaul (12/6/23)	2	3x, last at Memphis (12/17/22)	
MIN	22	2x, last vs. Memphis (12/10/23)	30	vs. Washington St. (3/29/22)	



SEASON STATS

Game Records

Record	Overall	Home	Away	Neutral
ALL GAMES	10-6	6-2	2-2	2-2
CONFERENCE	1-2	1-1	0-1	0-0
NON-CONFERENCE	9-4	5-1	2-1	2-2

Score by Periods

Team	1st	2nd	OT	TOT
Texas A&M	575	612	8	1195
Opponents	516	573	3	1092

Team Box Score

No.	Player				Total		3-Point		F-Throw		Rebounds											
		GP-GS	MIN	AVG	FG-FGA	FG%	3FG-3FGA	3FG%	FT-FTA	FT%	OFF	DEF	TOT	AVG	PF	DQ	A	TO	BLK	STL	PTS	AVG
4	TAYLOR IV, Wade	16-16	508:09	31.8	90-252	.357	35-127	.276	76-90	.844	7	44	51	3.2	49	0	65	50	1	38	291	18.2
23	RADFORD, Tyrece	11-10	323:14	29.4	56-138	.406	12-40	.300	26-41	.634	29	31	60	5.5	16	0	26	11	2	6	150	13.6
15	COLEMAN III, Henry	15-15	435:05	29.0	70-114	.614	0-1	.000	39-53	.736	47	73	120	8.0	18	0	17	16	0	16	179	11.9
2	HEFNER, Hayden	16-16	342:07	21.4	47-125	.376	26-77	.338	18-31	.581	15	25	40	2.5	18	0	17	24	2	8	138	8.6
0	CARTER, Jace	16-6	360:36	22.5	35-106	.330	13-63	.206	21-33	.636	31	47	78	4.9	24	0	8	11	4	10	104	6.5
13	WASHINGTON, Solomon	14-1	265:19	19.0	28-57	.491	5-20	.250	17-22	.773	33	36	69	4.9	32	1	10	5	9	11	78	5.6
11	GARCIA, Andersson	16-3	450:21	28.1	24-54	.444	3-8	.375	32-47	.681	67	71	138	8.6	46	2	26	17	10	25	83	5.2
35	OBASEKI, Manny	16-0	188:10	11.8	30-80	.375	6-22	.273	14-27	.519	6	13	19	1.2	25	0	11	12	3	7	80	5.0
5	LAWRENCE, Eli	14-0	103:32	7.4	14-48	.292	5-28	.179	5-10	.500	1	12	13	0.9	7	0	3	4	2	3	38	2.7
10	LEVEQUE, Wildens	15-13	185:32	12.4	11-34	.324	0-0	.000	12-14	.857	32	23	55	3.7	17	0	2	8	14	1	34	2.3
3	LINDSAY, Bryce	8-0	53:55	6.7	6-18	.333	2-11	.182	0-2	.000	0	1	1	0.1	6	0	5	6	0	2	14	1.8
24	LEE, Jaelyn	5-0	09:01	1.8	1-2	.500	0-0	.000	4-5	.800	0	2	2	0.4	1	0	0	0	1	0	6	1.2
Team											32	20	52					4				
Total		16	3225		412-1028	.401	107-397	.270	264-375	.704	300	398	698	43.6	259	3	190	168	48	127	1195	74.7
Opponents		16	3225		376-912	.412	134-394	.340	206-287	.718	167	371	538	33.6	306	6	227	195	84	86	1092	68.3

Team Statistics

	TA&M	OPP
Scoring	1195	1092
Points per game	74.7	68.3
Scoring margin	+6.4	-
Field goals-att	412-1028	376-912
Field goal pct	.401	.412
3 point fg-att	107-397	134-394
3-point FG pct	.270	.340
3-pt FG made per game	6.7	8.4
Free throws-att	264-375	206-287
Free throw pct	.704	.718
F-Throws made per game	16.5	12.9
Rebounds	698	538
Rebounds per game	43.6	33.6
Rebounding margin	+10.0	-
Assists	190	227
Assists per game	11.9	14.2
Turnovers	168	195
Turnovers per game	10.5	12.2
Turnover margin	+1.7	-
Assist/turnover ratio	1.1	1.2
Steals	127	86
Steals per game	7.9	5.4
Blocks	48	84
Blocks per game	3.0	5.3
Winning streak	1	-
Home win streak	1	-
Attendance	71516	42738
Home games-Avg/Game	8-8940	4-10685
Neutral site-Avg/Game	-	4-4843

Team Results

Date	Opponent		Score	Att.
11/06/2023	Tex. A&M-Commerce	W	78-46	8802
11/10/2023	at Ohio St.	W	73-66	12704
11/14/2023	at SMU	W	79-66	6852
11/17/2023	Oral Roberts	W	74-66	10689
11/23/2023	vs Penn St.	W	89-77	3061
11/24/2023	vs Fla. Atlantic	L	89-96	2194
11/26/2023	vs Iowa St.	W	73-69	1964
11/29/2023	at Virginia	L	47-59	14061
12/06/2023	DePaul	W	89-64	8310
12/10/2023	Memphis	L	75-81	9565
12/16/2023	vs Houston	L	66-70	12152
12/22/2023	Houston Christian	W	79-52	5475
12/30/2023	Prairie View	W	79-54	8610
01/06/2024	LSU	L	53-68	10525
01/09/2024	at Auburn	L	55-66	9121
01/13/2024	Kentucky	Wot	97-92	9540



SEC ONLY STATS

Game Records

Record	Overall	Home	Away	Neutral
ALL GAMES	1-2	1-1	0-1	0-0
CONFERENCE	1-2	1-1	0-1	0-0
NON-CONFERENCE	0-0	0-0	0-0	0-0

Score by Periods

Team	1st	2nd	OT	TOT
Texas A&M	100	97	8	205
Opponents	105	118	3	226

Team Box Score

No.	Player				Total		3-Point		F-Throw		Rebounds													
		GP-GS	MIN	AVG	FG-FGA	FG%	3FG-3FGA	3FG%	FT-FTA	FT%	OFF	DEF	TOT	AVG	PF	DQ	A	TO	BLK	STL	PTS	AVG		
4	TAYLOR IV, Wade	3-3	113:55	38.0	17-60	.283	9-33	.273	19-21	.905	3	12	15	5.0	11	0	6	7	0	11	62	20.7		
23	RADFORD, Tyrece	3-3	106:54	35.6	19-53	.358	6-15	.400	9-17	.529	12	10	22	7.3	5	0	9	8	0	4	53	17.7		
15	COLEMAN III, Henry	3-3	87:46	29.3	9-17	.529	0-0	.000	7-7	1.000	2	9	11	3.7	2	0	0	9	0	2	25	8.3		
13	WASHINGTON, Solomon	1-0	25:16	25.3	3-5	.600	1-2	.500	0-0	.000	4	5	9	9.0	3	0	0	1	2	2	7	7.0		
11	GARCIA, Andersson	3-1	91:27	30.5	5-13	.385	1-1	1.000	5-8	.625	13	13	26	8.7	10	0	4	5	0	9	16	5.3		
2	HEFNER, Hayden	3-3	56:41	18.9	4-20	.200	2-15	.133	6-9	.667	3	4	7	2.3	6	0	4	6	1	1	16	5.3		
0	CARTER, Jace	3-0	62:45	20.9	4-15	.267	1-7	.143	2-4	.500	4	13	17	5.7	5	0	1	1	2	1	11	3.7		
35	OBASEKI, Manny	3-0	23:45	7.9	3-8	.375	0-3	.000	2-5	.400	1	1	2	0.7	4	0	1	1	0	0	8	2.7		
10	LEVEQUE, Wildens	3-2	48:23	16.1	2-9	.222	0-0	.000	3-4	.750	6	8	14	4.7	7	0	0	1	5	0	7	2.3		
5	LAWRENCE, Eli	2-0	08:08	4.1	0-3	.000	0-3	.000	0-0	.000	0	1	1	0.5	0	0	1	0	1	0	0	0.0		
Team											9	5	14					1						
Total		3	625		66-203	.325	20-79	.253	53-75	.707	57	81	138	46.0	53	0	26	40	11	30	205	68.3		
Opponents		3	625		79-194	.407	26-85	.306	42-58	.724	39	87	126	42.0	56	0	56	35	22	19	226	75.3		

Team Statistics

	TA&M	OPP
Scoring	205	226
Points per game	68.3	75.3
Scoring margin	-7.0	-
Field goals-att	66-203	79-194
Field goal pct	.325	.407
3 point fg-att	20-79	26-85
3-point FG pct	.253	.306
3-pt FG made per game	6.7	8.7
Free throws-att	53-75	42-58
Free throw pct	.707	.724
F-Throws made per game	17.7	14.0
Rebounds	138	126
Rebounds per game	46.0	42.0
Rebounding margin	+4.0	-
Assists	26	56
Assists per game	8.7	18.7
Turnovers	40	35
Turnovers per game	13.3	11.7
Turnover margin	-1.7	-
Assist/turnover ratio	0.7	1.6
Steals	30	19
Steals per game	10.0	6.3
Blocks	11	22
Blocks per game	3.7	7.3
Winning streak	1	-
Home win streak	1	-
Attendance	20065	9121
Home games-Avg/Game	2-10033	1-9121
Neutral site-Avg/Game	-	0-0

Team Results

Date	Opponent		Score	Att.
01/06/2024	LSU	L	53-68	10525
01/09/2024	at Auburn	L	55-66	9121
01/13/2024	Kentucky	Wot	97-92	9540

TEXAS A&M MISCELLANEOUS STATISTICS (SEASON / CAREER)

PLAYER	10+ POINTS	20+ POINTS	30+ POINTS	10+ REB.	15+ REB.	10+ ASSISTS	DOUBLE-DOUBLES	INDIVIDUAL GAME LEADERS		
								POINTS	REBOUNDS	ASSISTS
CARTER	3 / 3	- / -	- / -	2 / 2	- / -	- / -	1 / 1	1 / 1	2 / 2	- / -
COLEMAN III	5 / 42	3 / 8	- / -	5 / 15	1 / 2	- / -	5 / 29	4 / 16	7 / 33	- / 5
GARCIA	1 / 3	- / -	- / -	5 / 6	1 / 1	- / -	1 / 1	- / -	5 / 10	1 / 4
HEFNER	3 / 8	1 / 1	- / -	- / 2	- / -	- / -	- / -	2 / 4	- / 1	1 / 2
LAWRENCE	1 / 1	- / -	- / -	- / -	- / -	- / -	- / -	- / -	- / -	- / -
LEVEQUE	- / -	- / -	- / -	- / -	- / -	- / -	- / -	- / -	- / -	- / -
LINDSAY	1 / 1	- / -	- / -	- / -	- / -	- / -	- / -	- / -	- / -	- / -
MARBLE	- / 14	- / 2	- / -	- / -	- / -	- / -	- / -	- / 3	- / 8	- / -
OBASEKI	2 / 11	1 / 1	- / -	- / -	- / -	- / -	- / -	1 / 2	- / 1	- / 3
RADFORD	5 / 49	3 / 8	- / 2	- / 6	- / -	- / -	- / 2	2 / 27	2 / 26	2 / 11
TAYLOR IV	7 / 37	3 / 16	3 / 3	- / -	- / -	- / -	- / -	5 / 26	1 / 2	10 / 45
WASHINGTON	2 / 4	- / -	- / -	- / -	- / -	- / -	- / -	1 / 1	1 / 1	1 / 1

DOUBLE TROUBLE

DOUBLE-DOUBLES (5)

Henry Coleman III..... at Ohio State (20 pts, 11 reb)
 Henry Coleman III..... at SMU (13 pts, 15 reb)
 Henry Coleman III.....vs. Oral Roberts (19 pts, 10 reb)
 Henry Coleman III.....at Virginia (16 pts, 14 reb)
 Jace Carter.....vs. Houston Christian (10 pts, 12 reb)
 Henry Coleman III..... (20 pts, 13 reb)
 Andersson Garcia..... (11 pts, 12 reb)

THREE PLAYERS FINISHED IN DOUBLES FIGURES (5)

at Ohio State..... Radford (21), Taylor IV (21), Coleman III (20)
 vs. Oral Roberts..... Coleman III (19), Taylor IV (16), Radford (11)
 vs. Penn State.....Coleman III (24), Taylor IV (23), Radford (14)
 vs. FAU.....Taylor IV (35), Hefner (14), Obaseki (13)
 vs. HCU.....Hefner (24), Carter (10), Taylor IV (10)

FOUR PLAYERS FINISHED IN DOUBLE FIGURES (2)

vs. Texas A&M-Commerce.....Hefner (19), Taylor IV (16), Lawrence (11),
Washington (10)
 at SMU..... Radford (21), Taylor IV (15), Coleman III (13), Carter (10)
 vs. PVAMU.....Coleman III (20), Taylor IV (14), Garcia (11), Radford (11)

SIX PLAYERS FINISHED IN DOUBLE FIGURES (1)

vs. DePaul..... Carter (14), Coleman III (13), Taylor IV (13), Hefner (10),
Lindsay (10), Obaseki (10)

OVERTIME GAMES

Overall Overtime Record..... 43-57 (1-0 This Season)
 Home Overtime Record.....15-19
 Reed Arena Overtime Record..... 7-9
 Road Overtime Record.....21-31
 Double Overtime Record..... 8-12
 Triple Overtime Record.....0-2
 Quadruple Overtime Record..... 0-1
 Five-Overtime Record..... 0-1
 Postseason Overtime Record.....1-3
 Last OT Played..... vs. Kentucky (W, 97-92, 1/13/24)
 Last Double OT (2 OT).....vs. Abilene Christian (W, 81-80, 11/12/21)
 Last Triple OT (4 OT).....vs. Tennessee (L, 85-93, 2/23/13)



THE LAST TIME...

TEXAS A&M...

Scored 100 Points	102 vs Dallas Christian, 12/27/21
Shot 60 Percent From the Field	60% vs Penn State, 11/23/23
Shot 50 Percent From 3-Point Range (more than 10 attempts)	53% (10-19) vs Vanderbilt, 3/11/23
Did Not Make a 3-Pointer	0-for-13 vs Hartford, 1/3/15
Had 40 Free Throw Attempts	41 vs South Carolina, 1/18/20
Made 30 Free Throws	30 vs Auburn 12/7/23
Had 50 Rebounds	54 vs. Kentucky, 1/13/24
Had 30 Assists	32 vs Savannah State, 12/13/17
Had 15 Steals	16 vs Loyola Chicago, 11/20/22
Had 10 Blocked Shots	12 vs Northwestern State, 12/3/18
Had Four Players Score in Double Figures	vs. PVAMU, 12/30/23
Had Five or More Players Score in Double Figures	6, vs. DePaul, 12/6/23
Had Two Players Score 20 Points	vs. Kentucky, 1/13/24
Had 30 Fouls	33 vs Missouri, 3/13/14
Had 30 Turnovers	30 vs Texas, 2/3/99
Won on a Buzzer Beater	81-80 on a running three by TJ Starks at Alabama, 1/12/19

A TEXAS A&M PLAYER...

Had a Double-Double	Coleman III (20 pt./13 reb.) and Garcia (11 pt./12 reb.) vs. PVAMU, 12/22/23
Had a Triple-Double	Bernard King (20 pt./10 reb./10 ast.) vs Texas Tech, 1/9/02
Scored 40 Points	40, Elston Turner at Kentucky, 1/12/13
Scored 30 Points	31, Wade Taylor IV vs. Kentucky, 1/13/24
Scored 20 Points with 20 Rebounds	27 points & 21 rebounds, Rynn Wright vs UNLV, 12/15/78
Made 5 Three-Pointers	6, Wade Taylor IV vs. Kentucky, 1/14/24
Had 20 Rebounds	21, Vernon Smith and Rynn Wright vs UNLV, 12/15/78
Had 15 Rebounds	19, Andersson Garcia vs. Houston Christian, 12/22/23
Had 10 Assists	11, Duane Wilson vs Buffalo, 12/21/17
Had 5 Steals	5, Andersson Garcia vs. Kentucky, 1/13/24
Had 5 Blocks	8, Josh Nebo vs Oregon State, 12/21/19
Made 10 Field Goals	11, Tyrece Radford vs. Kentucky, 1/13/24
Had 20 Field Goal Attempts	24, Wade Taylor IV & 22, Tyrece Radford vs. Kentucky, 1/13/24
Made 10 Free Throws	11, Wade Taylor IV vs. Kentucky, 1/13/24
Had 15 Free Throw Attempts	17, Wade Taylor IV vs Tennessee, 2/21/23

AN OPPOSING TEAM...

Scored 100 Points	103 (103-75) by Colorado, 11/18/22
Shot 60 Percent From the Field	60.0% by Georgia, 2/22/22
Shot Under 30 Percent From the Field	29.6% by TAMU-C, 11/6/23
Had 40 Free Throw Attempts	53 by Missouri, 3/13/14
Made 30 Free Throws	40 by Missouri, 3/13/14
Had 50 Rebounds	50 by Auburn, 1/16/19
Had 30 Assists	30 by Arkansas, 2/23/91
Had 15 Steals	19 by LSU, 1/23/13
Had 10 Blocked Shots	10, by Houston, 12/16/23
Had 30 Fouls	30 by Missouri, 2/4/20
Had 30 Turnovers	33 by Dallas Christian, 12/27/21

AN OPPOSING PLAYER...

Had a Triple-Double	Walker Kessler of Auburn (12 pts./11 reb./12 blk.), 2/12/22
Scored 40 Points	43, Mike Singletary of Texas Tech, 3/11/09
Scored 30 Points	30, KJ Simpson of Colorado, 11/18/22
Made 5 Three-Pointers	5, Antonio Reeves of Kentucky, 1/13/24
Had 20 Rebounds	20, Eric Chenowith of Kansas, 1/14/98
Had 15 Rebounds	17, Oscar Tshiebwe of Kentucky, 1/21/23
Had 10 Assists	10, Umoja Gibson of DePaul, 11/25/22
Had 5 Steals	5, Jordan Wright of Vanderbilt, 3/11/23
Had 5 Blocks	5, Ugonna Onyenso of Kentucky, 1/13/24



2023-24 SEASON SUPERLATIVES

TEXAS A&M

TEAM GAME HIGHS

Points	97	vs. Kentucky (1/13/24)
Field Goals Made	35	vs. DePaul (12/6/23)
Field Goal Attempts	82	vs. Kentucky (1/13/24)
Field Goal Percentage	59.6(34-57)	vs. Penn State (11/23/23)
3 Pt Field Goals Made	14	vs. DePaul (12/6/23)
3 Pt Fg Attempts	33	vs. Memphis (12/10/23)
3 Pt Fg Percentage	45.5(10-22)	vs. FAU (11/24/23)
Free Throws Made	28	vs. HCU (12/22/23)
Free Throw Attempts	38	2x, last vs. PVAMU (12/30/23)
Free Throw Percentage	84.2(16-19)	at Auburn (1/9/24)
Rebounds	63	vs. PVAMU (12/30/23)
Assists	21	vs. TAMU-C (11/6/23)
Steals	13	vs. Memphis (12/10/23)
Blocked Shots	8	at SMU (11/14/23)
Turnovers	19	at Auburn (1/9/24)
Fouls	21	3x, last vs. Memphis (12/10/23)

TEAM GAME LOWS

Points	47	at Virginia (11/29/23)
Field Goals Made	15	vs. LSU (1/16/24)
Field Goal Attempts	55	vs. Houston (12/16/23)
Field Goal Percentage	25.4(15-59)	vs. LSU (1/16/24)
3 Pt Field Goals Made	2	at Ohio State (11/10/23)
3 Pt Fg Attempts	14	vs Penn State (11/23/23)
3 Pt Fg Percentage	9.1(2-22)	vs ORU (11/17/23)
Free Throws Made	5	vs. DePaul (12/6/23)
Free Throw Attempts	9	vs. DePaul (12/6/23)
Free Throw Percentage	52.6(20-38)	vs. PVAMU (12/30/23)
Rebounds	30	vs. DePaul (12/6/23)
Assists	7	2x, last vs. LSU (1/16/24)
Steals	3	2x, last vs Penn State (11/23/23)
Blocked Shots	1	4x, last vs. Memphis (12/10/23)
Turnovers	4	vs. DePaul (12/6/23)
Fouls	11	2x, last vs ORU (11/17/23)

PLAYER GAME HIGHS

Points	35	Taylor IV vs. FAU (11/24/23)
Field Goals Made	12	Taylor IV vs. FAU (11/24/23)
Field Goal Att.	26	Taylor IV vs. FAU (11/24/23)
Fg Pct (MIN 5 MADE)	100.0(7-7)	Coleman III vs ORU (11/17/23)
3-Point Fg Made	6	2x, last Taylor IV vs. Kentucky (1/13/24)
3-Point Fg Att.	14	Taylor IV vs. Houston (12/16/23)
3-Pt Fg Pct (MIN 4 MADE)	62.5(5-8)	Taylor IV vs. FAU (11/24/23)
		Taylor IV vs TAMU-C (11/10/23)
Free Throws Made	11	Taylor IV vs. Kentucky (1/13/24)
Free Throw Att.	12	Taylor IV vs. Kentucky (1/13/24)
Ft Pct (MIN 10 MADE)	91.7(11-12)	Taylor IV vs. Kentucky (1/13/24)
Rebounds	19	Garcia vs. HCU (12/22/23)
Assists	8	Taylor IV vs. Memphis (12/10/23)
Steals	6	2x, last Taylor IV vs. LSU (1/16/24)
Blocked Shots	3	Leveque vs. Kentucky (1/13/24)

OPPONENTS

TEAM GAME HIGHS

Points	96	FAU (11/24/23)
Field Goals Made	32	Kentucky (1/13/24)
Field Goal Attempts	76	Kentucky (1/13/24)
Field Goal Percentage	53.8(30-56)	FAU (11/24/23)
3 Pt Field Goals Made	16	FAU (11/24/23)
3 Pt Fg Attempts	39	Kentucky (1/13/24)
3 Pt Fg Percentage	53.3(16-30)	FAU (11/24/23)
Free Throws Made	22	Memphis (12/10/23)
Free Throw Attempts	29	Memphis (12/10/23)
Free Throw Percentage	87.0(20-23)	FAU (11/24/23)
Rebounds	46	2x, last Kentucky (1/13/24)
Assists	22	Kentucky (1/13/24)
Steals	9	2x, last Iowa State (11/26/23)
Blocked Shots	10	2x, last Houston (12/16/23)
Turnovers	18	HCU (12/22/23)
Fouls	25	PVAMU (12/30/23)

TEAM GAME LOWS

Points	46	TAMU-C (11/6/23)
Field Goals Made	16	TAMU-C (11/6/23)
Field Goal Attempts	42	DePaul (12/6/23)
Field Goal Percentage	29.6(16-54)	TAMU-C (11/6/23)
3 Pt Field Goals Made	4	TAMU-C/Ohio State
3 Pt Fg Attempts	15	PVAMU (12/30/23)
3 Pt Fg Percentage	14.3(4-28)	TAMU-C (11/6/23)
Free Throws Made	6	Virginia (11/29/23)
Free Throw Attempts	6	Virginia (11/29/23)
Free Throw Percentage	58.8 (10-17)	Ohio State (11/10/23)
Rebounds	20	Penn State (11/23/23)
Assists	9	2x, last HCU (12/22/23)
Steals	2	4x, last Houston (12/16/23)
Blocked Shots	1	Penn State (11/23/23)
Turnovers	8	ORU/FAU
Fouls	11	Virginia (11/29/23)



RESULTS AND LEADERS

<u>RECORD</u>			<u>OVERALL</u>			<u>HOME</u>	<u>AWAY</u>	<u>NEUTRAL</u>
ALL GAMES			10-6			6-2	2-2	2-2
CONFERENCE			1-2			1-1	0-1	0-0
NON-CONFERENCE			9-4			5-1	2-1	2-2
DATE (DAY)	OPPONENT	RESULT	SCORE	ATT.	HIGH POINTS	HIGH REBOUNDS		HIGH ASSISTS
Nov. 6 (Mon.)	TAMU-COMMERCE	W	78-46	8,802	Hefner (19)	Coleman III (8)		Taylor IV (6)
Nov. 10 (Fri.)	at Ohio State	W	73-66	12,704	Taylor IV, Radford (21)	Garcia (13)		Taylor IV (4)
Nov. 14 (Tue.)	at SMU	W	79-66	6,852	Radford (21)	Coleman III (15)		Taylor IV (5)
Nov. 17 (Fri.)	ORAL ROBERTS	W	74-66	10,689	Coleman III (19)	Coleman III (10)		Taylor IV, Radford (4)
Nov. 23 (Thu.)	# vs. Penn State	W	89-77	3,061	Coleman III (24)	Coleman, Taylor, Radford (6)		Garcia (4)
Nov. 24 (Fri.)	# vs. FAU	L	89-96	2,194	Taylor IV (35)	Garcia (13)		Taylor IV (5)
Nov. 26 (Sun.)	# vs. Iowa State	W	73-69	1,964	Washington (18)	Carter (8)		Taylor IV (4)
Nov. 29 (Wed.)	& at Virginia	L	47-59	14,061	Coleman III (16)	Coleman III (14)		Taylor IV (4)
Dec. 6 (Wed.)	DEPAUL	W	89-64	8,310	Carter (14)	Coleman III (9)		Taylor IV (6)
Dec. 10 (Sun.)	MEMPHIS	L	75-81	9,565	Obaskei (21)	Garcia (14)		Taylor IV (8)
Dec. 16 (Sat.)	% vs. Houston	L	66-70	12,152	Taylor IV (34)	Coleman III (12)		Taylor IV (4)
Dec. 22 (Fri.)	HOUSTON CHRISTIAN	W	79-52	5,475	Hefner (24)	Garcia (19)		Washington (5)
Dec. 30 (Sat.)	PRAIRIE VIEW A&M	W	79-54	8,610	Coleman III (20)	Coleman III (13)		Taylor IV (4)
Jan. 6 (Sat.)	* LSU	L	53-68	10,525	Taylor IV (23)	Carter (7)		Hefner (3)
Jan. 9 (Tue.)	* at Auburn	L	55-66	9,121	Coleman III (17)	Garcia (13)		Radford (3)
Jan. 13 (Sat.)	* KENTUCKY	W(ot)	97-92	9,540	Taylor IV (31)	Garcia, Radford (9)		Taylor IV (5)
Jan. 16 (Tue.)	* at Arkansas							
Jan. 20 (Sat.)	* at LSU							
Jan. 23 (Tue.)	* MISSOURI							
Jan. 27 (Sat.)	* OLE MISS							
Feb. 3 (Sat.)	* FLORIDA							
Feb. 7 (Wed.)	* at Missouri							
Feb. 10 (Sat.)	* TENNESSEE							
Feb. 13 (Tue.)	* at Vanderbilt							
Feb. 17 (Sat.)	* at Alabama							
Feb. 20 (Tue.)	* ARKANSAS							
Feb. 24 (Sat.)	* at Tennessee							
Feb. 28 (Wed.)	* SOUTH CAROLINA							
March 2 (Sat.)	* at Georgia							
March 6 (Wed.)	* MISSISSIPPI STATE							
March 9 (Sat.)	* at Ole Miss							

- ESPN Events Invitational (Orlando, Fla.); & - ACC/SEC Challenge; % - The Halal Guys Showcase, Toyota Center; * - SEC Game;

MARGIN	1	2	3	4	5	6	7	8	9	10	11	12	13	14	15	16	17	18	19	20	21	22	23	24	25	25+	30+	35+		
Victory	—	—	—	1	1	—	1	1	—	—	—	1	1	—	—	—	—	—	—	—	—	—	—	—	2	1	1	—		
Defeat	—	—	—	1	—	1	1	—	—	—	1	1	—	—	1	—	—	—	—	—	—	—	—	—	—	—	—	—		
Largest Home Win:							Largest Home Loss:												Largest Road/Neutral Win:						Largest Road/Neutral Loss:					
32 (A&M 78, TAMU-C 46)							15 (A&M 53, LSU 68)												13 (A&M 79, SMU 66)						12 (A&M 47, FAU 59)					



STARTING LINEUPS

DATE (DAY)	OPPONENT	STARTER 1	STARTER 2	STARTER 3	STARTER 4	STARTER 5	W-L	FIRST OFF BENCH
Nov. 6 (Mon.)	TAMU-COMMERCE	Hefner	Taylor IV	Leveque	Coleman III	Radford	1-0	3 players (15:51)
Nov. 10 (Fri.)	at Ohio State	Hefner	Taylor IV	Leveque	Coleman III	Radford	2-0	Garcia (18:18)
Nov. 14 (Tue.)	at SMU	Hefner	Taylor IV	Leveque	Coleman III	Radford	3-0	Garcia (16:02)
Nov. 17 (Fri.)	ORAL ROBERTS	Hefner	Taylor IV	Leveque	Coleman III	Radford	4-0	Garcia (17:07)
Nov. 23 (Thu.)	# vs. Penn State	Hefner	Taylor IV	Leveque	Coleman III	Radford	5-0	Garcia (17:28)
Nov. 24 (Fri.)	# vs. FAU	Hefner	Taylor IV	Leveque	Coleman III	Radford	5-1	Garcia (17:39)
Nov. 26 (Sun.)	# vs. Iowa State	Hefner	Taylor IV	Leveque	Carter	Washington	1-0	Garcia (18:06)
Nov. 29 (Wed.)	& at Virginia	Hefner	Taylor IV	Leveque	Coleman III	Carter	0-1	Garcia (16:42)
Dec. 6 (Wed.)	DEPAUL	Hefner	Taylor IV	Leveque	Coleman III	Carter	1-1	Garcia (18:04)
Dec. 10 (Sun.)	MEMPHIS	Hefner	Taylor IV	Leveque	Coleman III	Radford	5-2	Garcia (17:19)
Dec. 16 (Sat.)	% vs. Houston	Hefner	Taylor IV	Leveque	Coleman III	Carter	0-2	Garcia (17:28)
Dec. 22 (Fri.)	HOUSTON CHRISTIAN	Hefner	Taylor IV	Garcia	Coleman III	Carter	1-0	2 players (14:53)
Dec. 30 (Sat.)	PRAIRIE VIEW A&M	Hefner	Taylor IV	Garcia	Coleman III	Carter	2-0	Washington (14:31)
Jan. 6 (Sat.)	* LSU	Hefner	Taylor IV	Garcia	Coleman III	Radford	0-1	Leveque (14:30)
Jan. 9 (Tue.)	* at Auburn	Hefner	Taylor IV	Leveque	Coleman III	Radford	5-3	Garcia (16:47)
Jan. 13 (Sat.)	* KENTUCKY	Hefner	Taylor IV	Leveque	Coleman III	Radford	6-3	2 players (16:06)
Jan. 16 (Tue.)	* at Arkansas							
Jan. 20 (Sat.)	* at LSU							
Jan. 23 (Tue.)	* MISSOURI							
Jan. 27 (Sat.)	* OLE MISS							
Feb. 3 (Sat.)	* FLORIDA							
Feb. 7 (Wed.)	* at Missouri							
Feb. 10 (Sat.)	* TENNESSEE							
Feb. 13 (Tue.)	* at Vanderbilt							
Feb. 17 (Sat.)	* at Alabama							
Feb. 20 (Tue.)	* ARKANSAS							
Feb. 24 (Sat.)	* at Tennessee							
Feb. 28 (Wed.)	* SOUTH CAROLINA							
March 2 (Sat.)	* at Georgia							
March 6 (Wed.)	* MISSISSIPPI STATE							
March 9 (Sat.)	* at Ole Miss							

Starting Combinations: 5

1st Off Bench Leader: Garcia (13), Washington (3) Carter (2), Obaseki (1), Leveque (1)



TEXAS A&M / OPPONENT GAME-BY-GAME STATS

Date	Texas A&M/Opponent	----- TOTAL -----		----- 3-PTRS -----		FT-FTA	Pct	----- REBOUNDS -----		PF	A	TO	Blk	Stl	Pts	Avg
		FG-FGA	Pct	3FG-FGA	Pct			Off-Def-Tot	Avg							
N 6	Texas A&M TAMU-Commerce	28-60	46.7	11-28	39.3	11-17	64.7	16-31-47	47.0	11	21	11	3	6	78	78.0
		16-54	29.6	4-28	14.3	10-14	71.4	7-18-25	25.0	18	9	10	5	9	46	46.0
N 10	Texas A&M at Ohio State	27-63	42.9	3-18	16.7	16-23	69.6	16-29-45	46.0	18	8	6	1	3	73	75.5
		26-62	41.9	4-19	21.2	10-17	58.8	12-23-35	30.0	21	11	8	10	3	66	56.0
N 14	Texas A&M at SMU	25-67	37.3	7-25	28.0	22-27	81.5	17-26-43	45.0	15	14	7	8	11	79	76.7
		23-65	35.4	10-23	43.5	10-13	76.9	16-27-43	34.3	24	15	16	4	5	66	59.3
N 17	Texas A&M Oral Roberts	26-73	35.6	2-22	9.1	20-24	83.3	28-25-53	47.0	11	13	5	5	5	74	76.0
		22-52	42.3	11-28	39.3	11-15	73.3	6-23-29	33.0	19	12	8	8	2	66	61.0
N 23	Texas A&M vs. Penn State	34-57	59.6	5-14	35.7	16-21	76.2	12-21-33	44.3	17	12	10	1	3	89	78.0
		28-53	52.8	6-19	31.6	15-22	68.2	7-13-20	31.6	19	9	9	1	5	77	64.0
N 24	Texas A&M vs. FAU	32-67	47.8	10-22	45.5	15-20	75.0	22-19-41	43.8	21	8	12	3	6	89	80.2
		30-56	53.6	16-30	53.3	20-23	87.0	7-16-23	32.0	20	18	8	3	4	96	70.0
N 26	Texas A&M vs. Iowa State	26-64	40.6	6-24	25.0	15-25	60.0	15-27-42	43.4	21	10	13	3	11	73	79.3
		21-61	34.4	9-34	26.5	18-27	66.7	17-27-44	31.3	20	14	16	2	9	69	69.4
N 29	Texas A&M at Virginia	17-56	30.4	4-23	17.4	9-12	75.0	18-24-42	43.3	12	7	16	1	7	47	75.3
		22-53	41.5	9-25	36.0	6-6	100.0	7-23-30	31.1	11	14	10	8	8	59	68.1
D 6	Texas A&M DePaul	35-66	53.0	14-31	45.2	5-9	55.6	15-15-30	41.8	14	20	4	2	9	89	76.8
		23-42	54.8	8-16	50.0	10-17	58.8	5-18-23	30.2	13	15	15	3	2	64	67.7
D 10	Texas A&M Memphis	25-64	39.1	6-33	18.2	19-24	79.2	16-19-35	41.1	21	13	12	1	13	75	76.6
		25-52	48.1	9-22	40.9	22-29	75.9	11-26-37	30.9	20	15	16	2	8	81	69.0
D 16	Texas A&M vs. Houston	21-55	38.2	9-27	33.3	15-22	68.2	17-20-37	40.7	13	11	11	4	5	66	75.6
		26-61	42.6	11-27	40.7	7-8	87.5	16-21-37	31.5	16	18	11	10	2	70	69.1
D 22	Texas A&M HCU	22-64	34.4	7-27	25.9	28-38	73.7	22-27-49	41.4	16	15	7	3	8	79	75.9
		17-51	33.3	6-23	26.1	12-19	63.2	9-26-35	31.8	24	9	18	3	3	52	67.7
D 30	Texas A&M Prairie View A&M	28-69	40.6	3-24	12.5	20-38	52.6	29-34-69	43.1	16	12	14	2	10	79	76.2
		18-56	32.1	5-15	33.3	13-19	68.4	8-23-31	31.7	25	12	15	3	8	54	66.6
J 6	Texas A&M LSU	15-59	25.4	5-28	17.9	18-26	69.2	13-27-40	42.9	14	7	12	2	10	53	74.5
		27-67	40.3	6-24	25.0	8-11	72.7	14-32-46	32.7	20	16	12	7	6	68	66.7
J 9	Texas A&M at Auburn	18-62	29.0	3-19	15.8	16-19	84.2	19-25-44	42.9	20	8	19	2	11	55	73.2
		20-51	39.2	5-22	22.7	21-26	80.8	8-26-34	32.8	15	18	12	6	7	66	66.7
J 13	Texas A&M Kentucky	33-82	40.2	12-32	37.5	19-30	63.3	25-29-54	43.6	19	11	9	7	9	97	74.7
		32-76	42.1	15-39	38.5	13-21	61.9	17-29-46	33.6	21	22	11	9	6	92	68.3
J 16	Texas A&M at Arkansas															
J 20	Texas A&M at LSU															
J 23	Texas A&M Missouri															
J 27	Texas A&M Ole Miss															
F 3	Texas A&M Florida															
F 7	Texas A&M at Missouri															
F 10	Texas A&M Tennessee															
F 13	Texas A&M at Vanderbilt															
F 17	Texas A&M at Alabama															
F 20	Texas A&M Arkansas															
F 24	Texas A&M at Tennessee															
F 28	Texas A&M South Carolina															
M 2	Texas A&M at Georgia															
M 6	Texas A&M Mississippi State															
M 9	Texas A&M at Ole Miss															
M	Texas A&M SEC Tournament															
Texas A&M		412-1028	40.1	107-397	27.0	264-375	70.4	300-398-698	43.6	259	190	168	48	127	1195	74.7
OPPONENTS		376-912	41.2	134-394	34.0	206-287	71.8	167-371-538	33.6	306	227	195	84	86	1092	68.3



JACE CARTER

JUNIOR (TR) • GUARD • 6-6 • 220

TITUSVILLE, FLA. • ASTRONAUT • ILLINOIS-CHICAGO

MAJOR: AG LEADERSHIP EDUCATION DEVELOPMENT | MINOR: COMM



jacecarter0



jacecarter0

0

SEASON HIGHS

CAREER HIGHS

PTS	14	vs. DePaul (12/6/23)	PTS	28	vs. Stonehill (11/21/22)
RBS	12	vs. HCU (12/22/23)	RBS	12	3x, last vs. HCU (12/22/23)
AST	3	vs. TAMU-C (11/6/23)	AST	4	2x, last at Missouri St. (1/24/23)
STL	2	3x, last vs. PVAMU (12/30/23)	STL	4	4x, last at Evansville (2/22/23)
BLK	2	at SMU (11/14/23)	BLK	2	10x, last at SMU (11/14/23)
3PM	4	vs. DePaul (12/6/23)	3PM	5	3x, last at Murray St. (1/14/23)
MIN	33	vs. Houston (12/16/23)	MIN	43	2x, last at Drake (1/10/23)

GAME-BY-GAME STATISTICS

		Min	FG-A-Pct	3FG-A-Pct	FT-A-Pct	O-D-Tot	PF	A	TO	Blk	Stl	Pts
11/6	TAMU-COMMERCE	19	2-8-.250	1-6-.167	3-4-.750	2-2-4	1	3	1	0	0	8
11/10	at Ohio State	18	0-1-.000	0-1-.000	0-1-.000	0-2-2	0	0	0	0	1	0
11/14	at SMU	14	4-7-.571	1-3-.333	1-2-.500	1-3-4	0	0	0	2	2	10
11/17	ORAL ROBERTS	11	0-3-.000	0-3-.000	1-2-.500	1-2-3	0	0	0	0	0	1
11/23 #	vs. Penn State	24	2-9-.222	1-3-.333	1-2-.500	1-3-4	3	0	1	0	0	6
11/24 #	vs. FAU	24	1-1-.000	0-0-.000	3-4-.750	4-1-5	4	0	1	0	1	5
11/26 #	vs. Iowa State	30	2-8-.250	0-3-.000	5-6-.833	5-3-8	2	1	0	0	0	9
11/29 &	at Virginia	29	3-8-.375	1-4-.250	0-0-.000	0-3-3	0	0	1	0	0	7
12/6	DEPAUL	25	5-12-.417	4-11-.364	0-0-.000	0-1-1	1	1	0	0	0	14
12/10	MEMPHIS	19	3-7-.429	1-5-.200	2-2-1.000	1-1-2	2	0	1	0	2	9
12/16 %	vs. Houston	33	3-11-.273	1-7-.143	0-0-.000	2-1-3	1	1	2	0	0	7
12/22	HCU	27	3-10-.300	1-6-.167	3-4-.750	5-7-12	2	1	1	0	1	10
12/30	PRAIRIE VIEW A&M	26	3-6-.500	1-4-.250	0-2-.000	5-5-10	3	0	2	0	2	7
1/6	* LSU	22	0-3-.000	0-2-.000	2-2-1.000	1-6-7	1	1	0	1	1	2
1/9	* at Auburn	18	0-3-.000	0-1-.000	0-0-.000	2-3-5	3	0	0	0	0	0
1/13	* KENTUCKY	23	4-9-.444	1-4-.250	0-2-.000	1-4-5	1	0	1	1	0	9
1/16	* at Arkansas											
1/20	* at LSU											
1/23	* MISSOURI											
1/27	* OLE MISS											
2/3	* FLORIDA											
2/7	* at Missouri											
2/10	* TENNESSEE											
2/13	* at Vanderbilt											
2/17	* at Alabama											
2/20	* ARKANSAS											
2/24	* at Tennessee											
2/28	* SOUTH CAROLINA											
3/2	* at Georgia											
3/6	* MISSISSIPPI STATE											
3/9	* at Ole Miss											

CAREER STATISTICS - ALL GAMES

	GP-GS	Min	Avg	FG-A	Pct	3FG-A	Pct	FT-A	Pct	O-D-Tot	Avg	PF	FO	A	TO	Blk	Stl	Pts	Avg
2021-22	21-17	527	25.1	61-141	.433	26-68	.382	22-32	.688	47-67-114	5.4	56	2	12	23	12	14	170	8.1
2022-23	30-30	1053	35.1	171-375	.456	53-176	.301	102-149	.685	47-163-210	7.0	74	2	48	65	22	53	497	16.6
2023-24	16-6	362	22.6	35-106	.330	13-63	.206	21-33	.636	31-47-78	4.9	24	0	8	11	4	10	104	6.5
TOTAL	67-53	1942	29.4	267-622	.429	92-307	.300	145-214	.678	125-277-402	6.0	154	4	68	99	38	77	771	11.5

*Spent two seasons at Illinois - Chicago (2021-23)

at Illinois-Chicago

Earned second-team All-Missouri Valley honors as a sophomore at Illinois-Chicago in 2022-23 while averaging a team-high 16.6 points and 7.0 rebounds per game with team-high 53 steals ... Was one of four players nationally and the lone Missouri Valley Conference player to average more than 16.0 points while also totaling more than 50 steals and 200 rebounds during the 2022-23 campaign ... Posted five double-doubles in points and rebounds, and he had eight games with 20-or-more points, including a career-high 28 vs. Stonehill ... As a freshman, Carter earned a spot on the Horizon League All-Freshman Team after starting 17 of the final 18 games of the season while contributing 8.1 points and 5.4 rebounds per game ... In two seasons at UIC, Carter averaged 13.1 points and 6.4 rebounds while seeing action in 51 games with 47 appearances in the starting lineup.

High School

Coached by Kyle Gilreath at Astronaut High School ... was the 2020 and 2021 Class 4A Player of the Year by the Florida Athletics Coaches Association (FACA) and the Brevard Sports Network, as well as the 2021 State All-Star MVP ... Was the Florida Today Player of the Year in 2021 (no vote in 2020) ... Class 4A All-State by FACA and Source Hoops ... Named first-team All-Space Coast in 2019 and 2020 by Florida Today ... Four-time All-Cape Coast Conference selection ... As a senior, Carter averaged 24 points, 9 rebounds, 2 assists and 2 steals with a high scoring game of 45 vs. THS ... For his high school career, Carter set Astronaut school records for rebounds (862), field goals (811), 3-pointers (133), steals (224) and free throws (451) ... Was a four-year letterman for the War Eagles and led team to 83 wins in 109 games played.





HAYDEN HEFNER

SENIOR (3L) • GUARD • 6-6 • 185

NEDERLAND, TEXAS • NEDERLAND HIGH SCHOOL

MAJOR: MARKETING



haydenhefner5



haydenhefner_

2

SEASON HIGHS

CAREER HIGHS

PTS	24	vs. HCU (12/22/23)	PTS	24	vs. HCU (12/22/23)
RBS	7	vs. PVAMU (12/30/23)	RBS	7	vs. PVAMU (12/30/23)
AST	3	3x, last vs. LSU (1/6/24)	AST	3	6x, last vs. LSU (1/6/24)
STL	2	2x, last vs. DePaul (12/6/23)	STL	3	vs Mississippi State (3/5/22)
BLK	1	vs. Houston (12/16/23)	BLK	1	7x, last vs. Houston (12/16/23)
3PM	4	vs. FAU (11/24/23)	3PM	5	vs. Missouri (2/5/22)
MIN	28	vs. ORU (11/17/23)	MIN	28	vs. ORU (11/17/23)

GAME-BY-GAME STATISTICS

		Min	FG-A-Pct	3FG-A-Pct	FT-A-Pct	O-D-Tot	PF	A	TO	Blk	Stl	Pts
11/6	TAMU-COMMERCE	20	7-10-.700	3-6-.500	2-5-.400	1-3-4	0	2	2	0	0	19
11/10	at Ohio State	27	1-3-.333	1-1-1.000	1-2-.500	1-1-2	0	1	0	0	0	4
11/14	at SMU	16	2-7-.286	1-5-.200	0-0-.000	0-0-0	0	0	1	0	1	5
11/17	ORAL ROBERTS	28	3-6-.500	0-1-.000	0-1-.000	4-1-5	1	3	0	0	1	6
11/23 #	vs. Penn State	15	2-3-.667	1-2-.500	0-0-.000	0-0-0	3	1	2	0	0	5
11/24 #	vs. FAU	19	5-10-.500	4-9-.444	0-0-.000	0-1-1	1	0	2	0	0	14
11/26 #	vs. Iowa State	24	3-9-.333	2-5-.400	1-4-.250	2-4-6	3	0	0	0	2	9
11/29 &	at Virginia	18	1-9-.111	1-4-.250	0-0-.000	0-0-0	0	1	2	0	0	3
12/6	DEPAUL	24	4-8-.500	2-5-.400	0-0-.000	2-2-4	0	3	1	0	2	10
12/10	MEMPHIS	22	3-9-.333	3-7-.429	0-0-.000	0-0-0	3	0	2	0	0	9
12/16 %	vs. Houston	20	2-2-1.000	2-2-1.000	1-2-.500	0-2-2	0	1	2	1	0	7
12/22	HCU	25	7-14-.500	3-8-.375	7-8-.875	1-1-2	1	0	1	0	0	24
12/30	PRAIRIE VIEW A&M	26	3-15-.200	1-7-.143	0-0-.000	1-6-7	0	1	3	0	1	7
1/6 *	LSU	24	0-8-.000	0-6-.000	4-5-.800	0-3-3	2	3	1	0	1	4
1/9 *	at Auburn	23	3-7-.429	1-5-.200	1-2-.500	2-0-2	3	1	3	0	0	8
1/13 *	KENTUCKY	10	1-5-.200	1-4-.250	1-2-.500	1-1-2	1	0	2	1	0	4
1/16 *	at Arkansas											
1/20 *	at LSU											
1/23 *	MISSOURI											
1/27 *	OLE MISS											
2/3 *	FLORIDA											
2/7 *	at Missouri											
2/10 *	TENNESSEE											
2/13 *	at Vanderbilt											
2/17 *	at Alabama											
2/20 *	ARKANSAS											
2/24 *	at Tennessee											
2/28 *	SOUTH CAROLINA											
3/2 *	at Georgia											
3/6 *	MISSISSIPPI STATE											
3/9 *	at Ole Miss											

CAREER STATISTICS - ALL GAMES

	GP-GS	Min	Avg	FG-A	Pct	3FG-A	Pct	FT-A	Pct	O-D-Tot	Avg	PF	FO	A	TO	Blk	Stl	Pts	Avg
2020-21	15-4	176	11.7	10-31	.323	8-26	.308	3-4	.750	0-15-15	1.0	18	1	8	5	0	3	31	2.1
2021-22	29-0	322	11.1	36-93	.387	17-56	.304	12-19	.632	15-16-31	1.1	27	1	17	21	3	18	101	3.5
2022-23	32-1	349	10.9	36-87	.414	19-54	.352	19-24	.792	1-22-23	0.7	35	0	17	27	4	8	110	3.4
2023-24	16-16	341	21.3	47-125	.376	26-77	.338	18-31	.581	15-25-40	2.5	18	0	17	24	2	8	138	8.6
TOTAL	92-21	1188	12.9	129-336	.384	70-213	.329	52-78	.667	31-78-109	1.2	98	2	59	77	9	37	380	4.1

2022-23 (Junior)

Was one of the Aggies' top backcourt options off the bench with 102 points and a team-best 17 3-pointers as a reserve ... Saw action in 32 games with a start in the Aggies' win over Loyola-Chicago at the Myrtle Beach Invitational (11/20) ... Chipped in 3.4 points per game and had six games with multiple 3-pointers ... Connected on 79.2 percent of his free throw attempts (19-of-24).

2021-22 (Sophomore)

Appeared in 29 games ... Averaged 3.5 points and 1.1 rebounds per game in 11.0 minutes of action ... Scored a career-high 17 points against Missouri (2/5) while hitting five 3-pointers.

2020-21 (Freshman)

Played in 15 games with four total starts, including three against SEC opponents (UT, MSU, UM) ... Played a season-high 22 minutes against UNO and UTRGV ... Buried three 3-pointers to account for all of his season-high nine points in his collegiate debut against UNO on 11/29 ... Returned to the court for the first time since Dec. 12 and put up six points in the win over Auburn ... Hauled in a season-high five rebounds at South Carolina ... Dished a season-high three assists against Vanderbilt in the SEC Tournament.

High School

Coached by Brian English at Nederland HS ... Three-star prospect by 247Sports, ESPN and Rivals ... Ranked No. 47 shooting guard nationally by 247Sports ... Hefner earned district MVP after leading Nederland to a 21-5A district title as a senior ... Named TABC All-State and a UIL 5A All-State recipient in 2019-20 after averaging 18 points, 6 rebounds and 3 assists ... Earned first-team Super Gold honors by Beaumont Enterprise in 2018-19 and 2019-20 ... Played AAU for the Houston Defenders on the Under Armor Circuit where he averaged 11.0 points, 3.5 rebounds, 1.8 assists and 1.3 steals.





BRYCE LINDSAY

3

FRESHMAN (HS) • GUARD • 6-3 • 190

BALTIMORE, MD. • ST. FRANCES ACADEMY • IMG ACADEMY (FLA.)

MAJOR: SPORT MANAGEMENT



brycelindsay



brycelindsay

SEASON HIGHS

PTS	10	vs. DePaul (12/6/23)
RBS	1	vs. TAMU-C (11/6/23)
AST	2	vs. HCU (12/22/23)
STL	1	2x, last at Virginia (11/29/23)
BLK		
3PM	2	vs. DePaul (12/6/23)
MIN	15	vs. DePaul (12/6/23)

CAREER HIGHS

PTS	10	vs. DePaul (12/6/23)
RBS	1	vs. TAMU-C (11/6/23)
AST	2	vs. HCU (12/22/23)
STL	1	2x, last at Virginia (11/29/23)
BLK		
3PM	2	vs. DePaul (12/6/23)
MIN	15	vs. DePaul (12/6/23)

GAME-BY-GAME STATISTICS

		Min	FG-A-Pct	3FG-A-Pct	FT-A-Pct	O-D-Tot	PF	A	TO	Blk	Stl	Pts
11/6	TAMU-COMMERCE	14	0-3-.000	0-1-.000	0-0-.000	0-1-1	1	1	2	0	1	0
11/10	at Ohio State											
11/14	at SMU	7	0-1-.000	0-1-.000	0-0-.000	0-0-0	1	1	1	0	0	0
11/17	ORAL ROBERTS	5	2-3-.667	0-1-.000	0-0-.000	0-0-0	0	0	0	0	0	4
11/23	# vs. Penn State											
11/24	# vs. FAU	2	0-0-.000	0-0-.000	0-2-.000	0-0-0	0	0	1	0	0	0
11/26	# vs. Iowa State	2	0-0-.000	0-0-.000	0-0-.000	0-0-0	0	0	0	0	0	0
11/29	& at Virginia	2	0-0-.000	0-0-.000	0-0-.000	0-0-0	0	0	1	0	1	0
12/6	DEPAUL	15	4-8-.500	2-6-.333	0-0-.000	0-0-0	3	1	1	0	0	10
12/10	MEMPHIS											
12/16	% vs. Houston											
12/22	HCU	8	0-3-.000	0-2-.000	0-0-.000	0-0-0	1	2	0	0	0	0
12/30	PRAIRIE VIEW A&M											
1/6	* LSU											
1/9	* at Auburn											
1/13	* KENTUCKY											
1/16	* at Arkansas											
1/20	* at LSU											
1/23	* MISSOURI											
1/27	* OLE MISS											
2/3	* FLORIDA											
2/7	* at Missouri											
2/10	* TENNESSEE											
2/13	* at Vanderbilt											
2/17	* at Alabama											
2/20	* ARKANSAS											
2/24	* at Tennessee											
2/28	* SOUTH CAROLINA											
3/2	* at Georgia											
3/6	* MISSISSIPPI STATE											
3/9	* at Ole Miss											

CAREER STATISTICS - ALL GAMES

	GP-GS	Min	Avg	FG-A	Pct	3FG-A	Pct	FT-A	Pct	O-D-Tot	Avg	PF	FO	A	TO	Blk	Stl	Pts	Avg
2023-24	8-0	55	6.9	6-18	.333	2-11	.182	0-2	.000	0-1-1	0.1	6	0	5	6	0	2	14	1.8

High School

Played a post-graduate season at IMG Academy in Bradenton, Fla. ... Averaged 19.6 points, 3.0 rebounds and 3.0 assists for St. Frances Academy (Md.) in 2021-22 while leading the Panthers to a 35-6 record ... Coached by Nick Myles at St. Frances ... Poured in a season-high 41 points in a victory over Glenelg Country ... Prior to his time at St. Frances, Lindsay helped lead Baltimore Polytechnic to a Maryland Class 3A state championship as a freshman ... Rated a four-star prospect by Rivals.com, Lindsay chose Texas A&M over Villanova, West Virginia and South Carolina.





WADE TAYLOR IV

JUNIOR • GUARD • 6-0 • 175

DALLAS, TEXAS • LANCASTER HIGH SCHOOL

MAJOR: COMMUNICATION



wadetaylorIV



thewadetayloriv

4

SEASON HIGHS

CAREER HIGHS

PTS	35	vs. Iowa State (11/26/23)	PTS	35	vs. Iowa State (11/26/23)
RBS	6	2x, last vs. Kentucky (1/13/24)	RBS	7	vs Vanderbilt (1/28/23)
AST	8	vs. Memphis (12/10/23)	AST	9	vs SMU (11/30/22)
STL	6	at SMU (11/14/23)	STL	6	2x, last at SMU (11/14/23)
BLK	1	at SMU (11/14/23)	BLK	1	5x, last at SMU (11/14/23)
3PM	6	2x, last vs. Kentucky (1/13/24)	3PM	6	2x, last vs. Kentucky (1/13/24)
MIN	39	2x, last vs. Kentucky (1/13/24)	MIN	39	2x, last vs. Kentucky (1/13/24)

GAME-BY-GAME STATISTICS

		Min	FG-A-Pct	3FG-A-Pct	FT-A-Pct	O-D-Tot	PF	A	TO	Blk	Stl	Pts
11/6	TAMU-COMMERCE	22	6-11-.545	4-7-.571	0-0-.000	0-4-4	2	6	1	0	2	16
11/10	at Ohio State	30	8-21-.381	1-9-.111	4-6-.667	0-2-2	4	4	2	0	2	21
11/14	at SMU	34	4-17-.235	0-7-.000	7-9-.778	1-1-2	1	5	2	1	6	15
11/17	ORAL ROBERTS	30	4-13-.308	0-3-.000	8-8-1.000	1-3-4	2	4	3	0	3	16
11/23 #	vs. Penn State	32	8-13-.615	2-5-.400	5-7-.714	0-6-6	3	3	6	0	1	23
11/24 #	vs. FAU	34	12-26-.462	5-8-.625	6-7-.857	0-3-3	2	5	3	0	0	35
11/26 #	vs. Iowa State	35	5-15-.333	0-6-.000	4-4-1.000	0-2-2	4	4	8	0	3	14
11/29 &	at Virginia	36	2-10-.200	1-6-.167	4-6-.667	0-4-4	3	4	5	0	0	9
12/6	DEPAUL	25	4-10-.400	4-7-.571	1-2-.500	0-2-2	3	6	0	0	1	13
12/10	MEMPHIS	35	3-14-.214	0-9-.000	3-4-.750	1-1-2	4	8	5	0	4	9
12/16 %	vs. Houston	35	10-22-.455	6-14-.429	8-9-.889	1-2-3	3	4	3	0	3	34
12/22	HCU	22	2-8-.250	2-6-.333	4-4-1.000	0-1-1	3	2	2	0	0	10
12/30	PRAIRIE VIEW A&M	25	5-12-.417	1-7-.143	3-3-1.000	0-1-1	4	4	3	0	2	14
1/6 *	LSU	39	8-20-.400	3-12-.250	4-5-.800	1-5-6	4	0	4	0	6	23
1/9 *	at Auburn	36	2-16-.125	0-8-.000	4-4-1.000	0-3-3	3	1	2	0	3	8
1/13 *	KENTUCKY	39	7-24-.292	6-13-.462	11-12-.917	2-4-6	4	5	1	0	2	31
1/16 *	at Arkansas											
1/20 *	at LSU											
1/23 *	MISSOURI											
1/27 *	OLE MISS											
2/3 *	FLORIDA											
2/7 *	at Missouri											
2/10 *	TENNESSEE											
2/13 *	at Vanderbilt											
2/17 *	at Alabama											
2/20 *	ARKANSAS											
2/24 *	at Tennessee											
2/28 *	SOUTH CAROLINA											
3/2 *	at Georgia											
3/6 *	MISSISSIPPI STATE											
3/9 *	at Ole Miss											

CAREER STATISTICS - ALL GAMES

	GP-GS	Min	Avg	FG-A	Pct	3FG-A	Pct	FT-A	Pct	O-D-Tot	Avg	PF	FO	A	TO	Blk	Stl	Pts	Avg
2021-22	40-14	699	17.5	106-311	.341	44-158	.278	73-94	.777	13-59-72	1.8	80	0	87	70	3	47	329	8.2
2022-23	35-33	1005	28.7	160-404	.396	79-222	.356	173-197	.878	14-82-96	2.7	96	1	137	92	2	61	572	16.3
2023-24	16-16	509	31.8	90-252	.357	35-127	.276	76-90	.844	7-44-51	3.2	49	0	65	50	1	38	291	18.2
TOTAL	91-63	2213	24.3	356-967	.368	158-507	.312	322-381	.845	34-185-219	2.4	225	1	289	212	6	146	1192	13.1

- 2023-24 Preseason SEC Player of the Year (media)
- 2023-24 Bob Cousy Award Watch List
- 2023-24 NABC DI Player of the Year Watch List
- 2023-24 Preseason 1st-Team All-SEC (Coaches, Media)
- 2023 SEC All-Tournament Team
- 2023 All-SEC First Team (AP, Coaches)
- 2023 Third-Team All-American (Stadium.com)
- 2023 NABC Second-Team All-District 20
- SEC Player of the Week (12/18/23)

2022-23 (Sophomore)

Was a consensus first-team All-SEC selection and received third-team All-America honors from Stadium.com ... Averaged 16.5 points, which ranked No. 3 in the SEC for the full season, while leading the SEC in free throws made with 168 and FT% with an 87.5% success rate ... Taylor ranked fourth in assists (136) and fifth in steals (60) ... Was one of three NCAA DI players with 500+ points, 125+ assists and 50+ steals while making 85% or better on free throw attempts ... Poured in a career-high 28 points in the Aggies' 67-61 win over No. 2 Alabama (3/4) ... Had 12 games with 20 or more points ... Had a career-high nine assists in win over SMU (11/30) ... Posted a career-high six steals in road win over DePaul (11/25).

2021-22 (Freshman)

Appeared in all 40 games with 14 starts, including the last 13 games ... Averaged 8.2 points, 2.2 assists and 1.8 rebounds per game for the season ... Was named SEC Freshman of the Week after scoring 19 points with five 3-pointers in the win at Oregon State (12/18) Scored a season-high 25 points at Arkansas (1/22) ... Scored in double figures in 15 games ... Dished out a season-high six assists against Dallas Christian (12/27).

High School

Ranked as a four-star prospect in the 247Sports Composite ... Tabbed as the No. 119 player nationally and No. 18 point guard in the country ... Ranked as the No. 7 player in the state of Texas ... Scored over 2,000 points in his high school career ... Helped lead Lancaster High School to a No. 1 ranking in 5A in 2020 ... Averaged 15.7 points, 4.3 assists and 3.3 steals per game as a junior.





ELI LAWRENCE

5

GRADUATE (TR) • GUARD • 6-5 • 190

ATLANTA, GA. • TRI-CITIES HIGH SCHOOL • MIDDLE TENNESSEE

BACHELOR'S DEGREE: LEISURE, SPORT AND TOURISM STUDIES

GRADUATE PROGRAM: HOSPITALITY MANAGEMENT & TOURISM



SEASON HIGHS

CAREER HIGHS

PTS	11	vs. TAMU-C (11/6/23)	PTS	27	at UTSA (2/1/20)
RBS	3	2x, last at Virginia (11/29/23)	RBS	11	vs. Western Kentucky (12/31/22)
AST	1	3x, last at Auburn (1/9/24)	AST	5	vs. UAB (1/16/23)
STL	2	vs. HCU (12/22/23)	STL	4	at Western Kentucky (2/9/23)
BLK	1	2x, last at Auburn (1/9/24)	BLK	2	vs. UAB (1/16/23)
3PM	2	vs. TAMU-C (11/6/23)	3PM	5	at Western Kentucky (2/9/23)a
MIN	13	at Virginia (11/29/23)	MIN	44	vs. UAB (3/11/22)

GAME-BY-GAME STATISTICS

		Min	FG-A-Pct	3FG-A-Pct	FT-A-Pct	O-D-Tot	PF	A	TO	Blk	Stl	Pts
11/6	TAMU-COMMERCE	11	4-6-.667	2-3-.667	1-1-1.000	0-1-1	0	0	1	0	0	11
11/10	at Ohio State	5	1-2-.500	0-1-.000	0-0-.000	0-0-0	1	0	1	0	0	2
11/14	at SMU	4	0-2-.000	0-0-.000	0-0-.000	0-0-0	0	0	0	0	0	0
11/17	ORAL ROBERTS	6	1-5-.200	0-3-.000	0-0-.000	1-0-1	0	0	0	0	0	2
11/23 #	vs. Penn State	8	1-2-.500	1-2-.500	0-0-.000	0-1-1	0	1	0	0	0	3
11/24 #	vs. FAU	5	1-4-.250	0-2-.000	0-0-.000	0-0-0	0	0	0	0	0	2
11/26 #	vs. Iowa State	12	2-8-.250	1-4-.250	1-2-.500	0-3-3	0	1	0	1	0	6
11/29 &	at Virginia	13	1-6-.167	1-4-.250	0-0-.000	0-3-3	4	0	2	0	0	3
12/6	DEPAUL	8	1-2-.500	0-0-.000	0-0-.000	0-0-0	0	0	0	0	1	2
12/10	MEMPHIS											
12/16 %	vs. Houston	7	0-1-.000	0-1-.000	1-2-.500	0-0-0	0	0	0	0	0	1
12/22	HCU	10	2-4-.500	0-2-.000	2-5-.400	0-1-1	1	0	0	0	2	6
12/30	PRAIRIE VIEW A&M	6	0-3-.000	0-3-.000	0-0-.000	0-2-2	1	0	0	0	0	0
1/6	* LSU											
1/9	* at Auburn	6	0-2-.000	0-2-.000	0-0-.000	0-1-1	0	1	0	1	0	0
1/13	* KENTUCKY	2	0-1-.000	0-1-.000	0-0-.000	0-0-0	0	0	0	0	0	0
1/16	* at Arkansas											
1/20	* at LSU											
1/23	* MISSOURI											
1/27	* OLE MISS											
2/3	* FLORIDA											
2/7	* at Missouri											
2/10	* TENNESSEE											
2/13	* at Vanderbilt											
2/17	* at Alabama											
2/20	* ARKANSAS											
2/24	* at Tennessee											
2/28	* SOUTH CAROLINA											
3/2	* at Georgia											
3/6	* MISSISSIPPI STATE											
3/9	* at Ole Miss											

CAREER STATISTICS - ALL GAMES

	GP-GS	Min	Avg	FG-A	Pct	3FG-A	Pct	FT-A	Pct	O-D-Tot	Avg	PF	FO	A	TO	Blk	Stl	Pts	Avg
2019-20	31-0	484	15.6	61-153	.399	28-89	.315	32-42	.762	24-67-91	2.9	55	1	27	24	3	22	182	5.9
2020-21	20-3	317	15.9	36-103	.350	17-53	.321	13-29	.448	7-50-57	2.9	37	0	15	20	4	7	102	5.1
2021-22	37-37	989	26.7	140-342	.409	59-178	.331	62-81	.765	36-124-160	4.3	94	3	35	44	15	47	401	10.8
2022-23	32-31	964	30.1	133-316	.421	53-156	.340	71-87	.816	32-99-131	4.1	85	2	44	51	10	36	390	12.2
2023-24	14-0	103	7.4	14-48	.292	5-28	.179	5-10	.500	1-12-13	0.9	7	0	3	4	2	3	38	2.7
Total	134-71	2863	21.7	384-962	.399	162-504	.321	183-249	.735	100-352-452	3.4	278	6	124	143	34	115	1113	8.3

*Spent four seasons at Middle Tennessee (2019-2023)

2019-23 (At Middle Tennessee)

Lawrence earned second-team All-Conference USA honors at Middle Tennessee in 2022-23 while leading the Blue Raiders in scoring with 12.2 points per game and producing career-highs in assists (44), field goal percentage (.421), 3-point percentage (.340) and free throw percentage (.816) ... Produced 10 or more points in 22 games and hit the 20-point level four times in 2022-23 with a season-high of 21 points in games at Western Kentucky, at Rice and Chattanooga ... Logged a double-double with 13 points and a career-high 11 rebounds in a home victory over WKU ... In the Blue Raiders' win over NCAA Tournament semifinalist Florida Atlantic on Feb. 16, Lawrence scored 13 points and grabbed three rebounds and chipped in MT's final three points via free throws in the four-point win (74-70) ... In four seasons at MTSU, Lawrence posted 1,075 points, 439 rebounds, 121 assists and 112 steals in 120 career games. He started 71 games, including 68 of the last 69 games he appeared ... He earned his bachelor's degree from the College of Behavioral and Health Sciences and has one season of collegiate eligibility remaining.

High School

Lawrence was a standout high school player at Tri-Cities High School in Atlanta where he was coached by Omari Forts ... He averaged over 22 points and 10 rebounds for his prep career, and he earned first-team all-region honors and second-team all-state recognition as a senior.





WILDENS LEVEQUE

GRADUATE (TR) • FORWARD/CENTER • 6-10 • 255

BROCKTON, MASS. • GOULD ACADEMY • SOUTH CAROLINA • UMass

BACHELOR'S DEGREE: PSYCHOLOGICAL & BRAIN SCIENCES

GRADUATE PROGRAM: PUBLIC MANAGEMENT

WildensLeveque w15dens

10

SEASON HIGHS			CAREER HIGHS		
PTS	6	vs. Iowa State (11/26/23)	PTS	16	vs. Kentucky (2/8/22)
RBS	7	2x, last vs. Kentucky (1/13/24)	RBS	11	vs. Western Kentucky (11/14/21)
AST	1	2x, last vs. Houston (12/16/23)	AST	3 (4x)	last: vs. Loyola Chicago (2/14/23)
STL	1	vs. TAMU-C (11/6/23)	STL	3 (3x)	last: at George Mason (2/1/23)
BLK	3	vs. Kentucky (1/13/24)	BLK	5	vs. Colorado (11/17/22)
3PM			3PM	2	at USF (11/29/22)
MIN	25	vs. Kentucky (1/13/24)	MIN	32	vs. Princeton (11/12/21)

GAME-BY-GAME STATISTICS														
		Min	FG-A-Pct	3FG-A-Pct	FT-A-Pct	O-D-Tot	PF	A	TO	Blk	Stl	Pts		
11/6	TAMU-COMMERCE	14	1-1-1.000	0-0-0.000	2-2-1.000	3-3-6	0	0	1	1	1	4		
11/10	at Ohio State	4	0-1-0.000	0-0-0.000	0-0-0.000	1-0-1	0	0	0	0	0	0		
11/14	at SMU	11	0-1-0.000	0-0-0.000	0-0-0.000	1-2-3	1	0	1	2	0	0		
11/17	ORAL ROBERTS	14	1-7-.143	0-0-0.000	0-0-0.000	4-1-5	0	0	1	0	0	2		
11/23 #	vs. Penn State	5	0-0-0.000	0-0-0.000	2-2-1.000	1-0-1	0	0	0	1	0	2		
11/24 #	vs. FAU	7	1-2-.500	0-0-0.000	0-0-0.000	1-1-2	1	0	0	1	0	2		
11/26 #	vs. Iowa State	22	3-4-.750	0-0-0.000	0-0-0.000	2-5-7	3	0	0	2	0	6		
11/29 &	at Virginia	14	0-1-0.000	0-0-0.000	5-6-.833	4-0-4	1	0	1	1	0	5		
12/6	DEPAUL	16	2-3-.667	0-0-0.000	0-0-0.000	3-1-4	1	1	0	0	0	4		
12/10	MEMPHIS	8	1-3-.333	0-0-0.000	0-0-0.000	3-1-4	1	0	0	0	0	2		
12/16 %	vs. Houston	10	0-0-0.000	0-0-0.000	0-0-0.000	0-1-1	2	1	1	1	0	0		
12/22	HCU													
12/30	PRAIRIE VIEW A&M	10	0-2-.000	0-0-0.000	0-0-0.000	3-0-3	0	0	2	0	0	0		
1/6	* LSU	10	0-0-0.000	0-0-0.000	1-2-.500	0-3-3	1	0	0	1	0	1		
1/9	* at Auburn	13	1-4-.250	0-0-0.000	0-0-0.000	1-3-4	3	0	1	1	0	2		
1/13	* KENTUCKY	25	1-5-.200	0-0-0.000	2-2-1.000	5-2-7	3	0	0	3	0	4		
1/16	* at Arkansas													
1/20	* at LSU													
1/23	* MISSOURI													
1/27	* OLE MISS													
2/3	* FLORIDA													
2/7	* at Missouri													
2/10	* TENNESSEE													
2/13	* at Vanderbilt													
2/17	* at Alabama													
2/20	* ARKANSAS													
2/24	* at Tennessee													
2/28	* SOUTH CAROLINA													
3/2	* at Georgia													
3/6	* MISSISSIPPI STATE													
3/9	* at Ole Miss													

CAREER STATISTICS - ALL GAMES																	
	GP-GS	Min	Avg	FG-A	Pct	3FG-A	Pct	FT-A	Pct	O-D-Tot	Avg	PF	FO	A	TO	Blk	Stl
2019-20	30-8	291	9.7	28-46	.609	0-0	.000	17-37	.459	36-41-77	2.6	62	0	6	16	15	10
2020-21	21-15	387	18.4	52-89	.584	0-0	.000	25-39	.641	45-56-101	4.8	60	0	11	24	13	9
2021-22	29-28	604	20.8	77-130	.592	0-0	.000	37-64	.578	61-76-137	4.7	87	4	17	27	31	24
2022-23	28-25	550	19.6	59-137	.431	4-24	.167	31-41	.756	47-82-129	4.6	78	3	23	31	33	16
2023-24	15-13	183	12.2	11-34	.324	0-0	.000	12-14	.857	32-23-55	3.7	17	0	2	8	14	1
Total	123-88	2017	16.5	227-436	.521	4-24	.167	122-195	.626	221-278-499	4.1	304	8	59	106	106	60

*Spent three seasons at South Carolina (2019-22) and a season at UMass (2022-23)

2019-23 (At UMass, South Carolina)

Started 76 games while seeing action in 108 career games for South Carolina (2019-22) and UMass (2022-23) ... Playing for head coach Frank Martin at both schools, Leveque posted 546 points, 444 rebounds and 92 blocks in four seasons of action ... A consistently strong offensive rebounder, 42.6 percent of his total rebounds have come off the offensive glass ... Tallied his career highs in points and rebounds with 16 points vs. Kentucky and 11 rebounds vs. Western Kentucky, both in 2021-22 ... While at South Carolina, Leveque helped the Gamecocks to a 4-0 mark against the Maroon & White while chipping in 16 points, 12 rebounds and four blocks ... At UMass in 2022-23, Leveque led the Minutemen with 33 blocks and was third on the team with 129 rebounds while starting 25 times in 28 games played ... Averaged 5.5 points and 4.6 rebounds for the season ... Helped UMass win the Myrtle Beach Invitational crown while setting a tournament record with a career-high five blocks against the Colorado Buffaloes ... Posted a double-double with 11 points and 10 rebounds in a road win over South Florida and had a season-high 12 points against George Mason.

High School

All-NEPSAC Class AA honoree after senior season at Gould Academy ... Averaged 14 points, 13 rebounds, and two blocks per game as a junior at Gould ... Tabbed the No. 2 ranked player in Massachusetts by ESPN.





ANDERSSON GARCIA

11

SENIOR • FORWARD • 6-7 • 215

MOCA, DOMINICAN REPUBLIC • HAMILTON HEIGHTS (TN) • MISSISSIPPI STATE

MAJOR: RECREATION, PARK & TOURISM SCIENCE

mamba__11

mamba11

SEASON HIGHS

CAREER HIGHS

PTS	11	vs. PVAMU (12/30/23)	PTS	14	at Texas A&M (3/5/22)
RBS	19	vs. HCU (12/22/23)	RBS	19	vs. HCU (12/22/23)
AST	4	2x, last vs. HCU (12/22/23)	AST	4	4x, last vs. HCU (12/22/23)
STL	5	vs. Kentucky (1/13/24)	STL	5	vs. Kentucky (1/13/24)
BLK	2	2x, last vs. HCU (12/22/23)	BLK	2	4x, last vs. HCU (12/22/23)
3PM	1	3x, last at Auburn (1/9/24)	3PM	1	13x, last at Auburn (1/9/24)
MIN	35	vs. HCU (12/22/23)	MIN	35	vs. HCU (12/22/23)

GAME-BY-GAME STATISTICS

		Min	FG-A-Pct	3FG-A-Pct	FT-A-Pct	O-D-Tot	PF	A	TO	Blk	Stl	Pts
11/6	TAMU-COMMERCE	20	0-2-.000	0-1-.000	0-0-.000	1-2-3	1	1	0	0	1	0
11/10	at Ohio State	26	1-3-.333	0-0-.000	2-2-1.000	7-6-13	5	0	1	1	0	4
11/14	at SMU	29	1-5-.200	0-0-.000	4-4-1.000	4-2-6	2	2	0	1	0	6
11/17	ORAL ROBERTS	23	0-4-.000	0-1-.000	2-2-1.000	3-4-7	2	1	0	2	0	2
11/23 #	vs. Penn State	28	1-1-1.000	0-0-.000	0-0-.000	4-1-5	2	4	0	0	1	2
11/24 #	vs. FAU	32	0-0-.000	0-0-.000	2-2-1.000	6-7-13	5	0	2	1	2	2
11/26 #	vs. Iowa State	29	4-4-1.000	0-0-.000	1-4-.250	3-3-6	2	2	1	0	4	9
11/29 &	at Virginia	28	1-1-1.000	0-0-.000	0-0-.000	1-4-5	2	1	2	0	2	2
12/6	DEPAUL	22	3-3-1.000	1-1-1.000	2-3-.667	2-3-5	1	2	0	1	2	9
12/10	MEMPHIS	26	1-2-.500	0-1-.000	4-6-.667	7-7-14	4	2	2	1	2	6
12/16 %	vs. Houston	28	2-4-.500	0-1-.000	1-2-.500	3-1-4	4	1	0	1	0	5
12/22	HCU	35	3-8-.375	1-1-1.000	2-4-.500	9-10-19	2	4	3	2	1	9
12/30	PRAIRIE VIEW A&M	32	2-4-.500	0-1-.000	7-10-.700	4-8-12	4	2	1	0	1	11
1/6 *	LSU	32	2-5-.400	0-0-.000	1-2-.500	3-2-5	4	1	3	0	0	5
1/9 *	at Auburn	30	1-4-.250	1-1-1.000	3-4-.750	6-7-13	4	2	2	0	4	6
1/13 *	KENTUCKY	29	2-4-.500	0-0-.000	1-2-.500	4-4-8	2	1	0	0	5	5
1/16 *	at Arkansas											
1/20 *	at LSU											
1/23 *	MISSOURI											
1/27 *	OLE MISS											
2/3 *	FLORIDA											
2/7 *	at Missouri											
2/10 *	TENNESSEE											
2/13 *	at Vanderbilt											
2/17 *	at Alabama											
2/20 *	ARKANSAS											
2/24 *	at Tennessee											
2/28 *	SOUTH CAROLINA											
3/2 *	at Georgia											
3/6 *	MISSISSIPPI STATE											
3/9 *	at Ole Miss											

CAREER STATISTICS - ALL GAMES

	GP-GS	Min	Avg	FG-A	Pct	3FG-A	Pct	FT-A	Pct	O-D-Tot	Avg	PF	FO	A	TO	Blk	Stl	Pts	Avg
2020-21	11-0	35	3.2	11-18	.611	2-4	.500	1-4	.250	8-4-12	1.1	2	0	4	3	1	4	25	2.3
2021-22	33-3	486	14.7	49-90	.544	5-16	.313	40-69	.580	47-93-140	4.2	54	1	46	41	7	37	143	4.3
2022-23	34-1	561	16.5	33-65	.508	4-10	.400	38-53	.717	70-79-149	4.4	84	6	27	26	7	20	108	3.2
2023-24	16-3	449	28.1	24-54	.444	3-8	.375	32-47	.681	67-71-138	8.6	46	2	26	17	10	25	83	5.2
TOTAL	94-7	1534	15.6	117-227	.515	14-38	.368	111-173	.642	192-247-439	4.7	186	9	103	87	25	86	359	3.8

*Spent two seasons at Mississippi State (2020-22)

2022-23 (Junior)

One of the SEC's top rebounders and defenders off the bench ... Was the SEC's top rebounder off the bench with a league-best 69 offensive boards and 142 total rebounds ... Garcia's 69 offensive boards off the bench ranked No. 6 nationally and No. 1 among players in the power five leagues ... Was the Aggies' bench leader in points (105), offensive, defensive and total rebounds, steals (20) and free throws made and attempted (35-of-49) ... For the season, Garcia averaged 3.2 points and 4.4 rebounds per game while seeing action in 34 games with one start (at DePaul) ... scored a season-high 11 points twice (vs. Auburn (2/7), at Mississippi State (2/25)) and grabbed a season-best 10 rebounds vs. Arkansas (2/15) ... team was 15-2 when he scored three or more points and 12-2 when he logged five or more rebounds.

2021-22 (Sophomore at Mississippi State)

Garcia saw action in 33 games where he broke into the starting lineup during State's three postseason contests (March 10-16) ... Improved his season averages to 4.3 points, 4.2 rebounds, 1.4 assists and 1.1 steals per game ... Eight of his top nine scoring efforts came against SEC opponents ... State won 10 of 13 games when Garcia scored at least six points ... Grabbed five or more rebounds 14 times, handed out multiple assists on 13 occasions and collected multiple steals 12 times ... Amassed 6.9 points, 7.3 rebounds, 2.3 assists and 1.7 steals per game over his last nine appearances (Feb. 18-March 16).

2020-21 (Freshman at Mississippi State)

Garcia made 11 appearances off the bench where he averaged 2.3 points, 1.1 rebounds, 0.4 assists and 0.4 steals per game.

High School

Prepped under Zach Ferrell at Hamilton Heights Christian Academy in Chattanooga, Tennessee ... Posted 9.0 points, 9.6 rebounds and 3.7 assists per game and shot 61 percent from the floor during his senior season ... Hamilton Heights went 28-3, won the NACA National Championship and earned a USA Today top 20 national finish in 2019-20 ... Played the AAU circuit for the Atlanta Celtics where he won the 2019 Adidas Gauntlet U17 in Birmingham..





SOLOMON WASHINGTON

SOPHOMORE • FORWARD • 6-7 • 220
NEW ORLEANS, LA. • CARVER HIGH SCHOOL
MAJOR: GENERAL STUDIES

13



nolimitssa_1



nolimit_sa

SEASON HIGHS

PTS	18	vs. Iowa State (11/26/23)
RBS	9	vs. Kentucky (1/13/24)
AST	5	vs. HCU (12/22/23)
STL	3	vs. Memphis (12/10/23)
BLK	2	2x, last vs. Kentucky (1/13/24)
3PM	3	vs. Iowa State (11/26/23)
MIN	30	vs. Iowa State (11/26/23)

CAREER HIGHS

PTS	18	vs. Iowa State (11/26/23)
RBS	9	vs. Kentucky (1/13/24)
AST	5	vs. HCU (12/22/23)
STL	3	vs. Memphis (12/10/23)
BLK	2	5x, last vs. Kentucky (1/13/24)
3PM	3	vs. Iowa State (11/26/23)
MIN	30	vs. Iowa State (11/26/23)

GAME-BY-GAME STATISTICS

		Min	FG-A-Pct	3FG-A-Pct	FT-A-Pct	O-D-Tot	PF	A	TO	Blk	Stl	Pts
11/6	TAMU-COMMERCE	23	4-9-.444	1-3-.333	1-1-1.000	2-5-7	2	1	0	0	0	10
11/10	at Ohio State	14	0-1-.000	0-1-.000	1-2-.500	0-4-4	4	0	0	0	0	1
11/14	at SMU	12	1-2-.500	0-0-.000	2-2-1.000	1-3-4	5	0	0	2	0	4
11/17	ORAL ROBERTS	14	2-6-.333	0-3-.000	0-0-.000	4-1-5	1	0	0	1	1	4
11/23 #	vs. Penn State	15	3-3-1.000	0-0-.000	0-0-.000	2-1-3	3	1	0	0	0	6
11/24 #	vs. FAU	27	1-5-.200	0-1-.000	4-4-1.000	5-3-8	2	1	0	1	0	6
11/26 #	vs. Iowa State	30	6-9-.667	3-4-.750	3-5-.600	1-5-6	3	1	1	0	1	18
11/29 &	at Virginia	16	1-4-.250	0-3-.000	0-0-.000	1-2-3	0	0	0	0	2	2
12/6	DEPAUL	14	1-2-.500	0-0-.000	0-1-.000	2-1-3	4	1	0	0	1	2
12/10	MEMPHIS	17	2-2-1.000	0-0-.000	1-2-.500	1-1-2	2	0	0	0	3	5
12/16 %	vs. Houston	21	2-3-.667	0-1-.000	2-2-1.000	5-2-7	1	0	1	1	0	6
12/22	HCU	26	1-4-.250	0-2-.000	2-2-1.000	3-2-5	0	5	0	1	0	4
12/30	PRAIRIE VIEW A&M	11	1-2-.500	0-0-.000	1-1-1.000	2-1-3	2	0	2	1	1	3
1/6	* LSU											
1/9	* at Auburn											
1/13	* KENTUCKY	25	3-5-.600	1-2-.500	0-0-.000	4-5-9	3	0	1	2	2	7
1/16	* at Arkansas											
1/20	* at LSU											
1/23	* MISSOURI											
1/27	* OLE MISS											
2/3	* FLORIDA											
2/7	* at Missouri											
2/10	* TENNESSEE											
2/13	* at Vanderbilt											
2/17	* at Alabama											
2/20	* ARKANSAS											
2/24	* at Tennessee											
2/28	* SOUTH CAROLINA											
3/2	* at Georgia											
3/6	* MISSISSIPPI STATE											
3/9	* at Ole Miss											

CAREER STATISTICS - ALL GAMES

	GP-GS	Min	Avg	FG-A	Pct	3FG-A	Pct	FT-A	Pct	O-D-Tot	Avg	PF	FO	A	TO	Blk	Stl	Pts	Avg
2022-23	31-4	376	12.1	33-69	.478	4-15	.267	28-35	.800	40-49-89	2.9	58	1	10	15	16	15	98	3.2
2023-24	14-1	265	18.9	28-57	.491	5-20	.250	17-22	.773	33-36-69	4.9	32	1	10	5	9	11	78	5.6
TOTAL	45-5	641	14.2	61-126	.484	9-35	.257	45-57	.789	73-85-158	3.5	90	2	20	20	25	26	176	3.9

2022-23 (Freshman)

Made four starts while seeing action in 31 games in his first season in Aggieland ... Provided an offensive and defensive spark off the bench ... Consistently strong on the offensive glass, Washington ranked No. 7 in the SEC with 33 offensive boards off the bench ... Among SEC bench players, "Solo" tied for 12th in blocked shots (14) and ranked No. 14 in total rebounds (75) ... Chipped in 3.2 points and 2.9 rebounds per game for the season ... Ranked second on the team in free throw percentage, hitting 28-of-35 from the charity stripe ... Scored a season-high 12 points against Colorado in the Myrtle Beach Invitational (11/18) ... Pulled down a season-high seven boards (three offensive) in the Aggies' 67-61 win over No. 2 Alabama ... Played 10 or more minutes in 22 games with a high of 19 minutes twice (vs. Boise State, vs. Oregon State).

High School

Was named the 2022 Gatorade Louisiana Boys Basketball Player of the Year ... Rated as a three-star prospect and the No. 1 ranked recruit from Louisiana in the 247Sports Composite ... Led the George Washington Carver Collegiate Academy to a 33-5 record and a Class 4A state championship after averaging 14.9 points, 11.1 rebounds, 3.0 assists, 2.6 blocks and 2.4 steals per game in 2021-22 ... Recorded 23 double-doubles, including a 14-point, 20-rebound performance in the state championship game in which he also had nine assists and six blocks ... Was a two-time first team all-state selection and amassed 1,642 points and 1,435 rebounds in his career ... Maintained a 3.05 GPA in the classroom, and volunteered locally with Thrive New Orleans and as a youth camp counselor.





HENRY COLEMAN III

JUNIOR • FORWARD • 6-8 • 245

RICHMOND, VA. • TRINITY EPISCOPAL SCHOOL • DUKE

MAJOR: POLITICAL SCIENCE

[hencoleman3](#)

[henrycoleman3](#)

15

SEASON HIGHS

CAREER HIGHS

PTS	24	vs. Penn State (11/23/23)	PTS	27	vs North Florida (11/10/21)
RBS	15	at SMU (11/14/23)	RBS	15	3x, last at SMU (11/14/23)
AST	3	vs. DePaul (12/6/23)	AST	6	at DePaul (11/25/22)
STL	2	5x, last vs. HCU (12/22/23)	STL	5	vs Florida (3/10/22)
BLK			BLK	2	3x, last at LSU (1/26/22)
3PM			3PM	-	-
MIN	37	vs. Houston (12/16/23)	MIN	41	vs Florida (3/10/22)

GAME-BY-GAME STATISTICS

		Min	FG-A-Pct	3FG-A-Pct	FT-A-Pct	O-D-Tot	PF	A	TO	Blk	Stl	Pts
11/6	TAMU-COMMERCE	22	0-0-.000	0-0-.000	1-2-.500	2-6-8	2	1	2	0	0	1
11/10	at Ohio State	36	8-14-.571	0-0-.000	4-4-1.000	4-7-11	1	2	0	0	0	20
11/14	at SMU	32	4-6-.667	0-0-.000	5-5-1.000	6-9-15	2	2	1	0	1	13
11/17	ORAL ROBERTS	30	7-7-1.000	0-0-.000	5-6-.833	5-5-10	3	0	0	0	0	19
11/23 #	vs. Penn State	33	8-11-.727	0-0-.000	8-10-.800	2-4-6	1	1	0	0	1	24
11/24 #	vs. FAU	14	4-5-.800	0-0-.000	0-0-.000	0-0-0	1	1	0	0	1	8
11/26 #	vs. Iowa State											
11/29 &	at Virginia	35	8-14-.571	0-0-.000	0-0-.000	7-7-14	1	1	1	0	2	16
12/6	DEPAUL	26	6-10-.600	0-0-.000	1-1-1.000	5-4-9	0	3	0	0	2	13
12/10	MEMPHIS	27	2-5-.400	0-0-.000	2-2-1.000	1-5-6	1	2	1	0	2	6
12/16 %	vs. Houston	37	2-7-.286	0-1-.000	2-5-.400	3-9-12	2	2	1	0	2	6
12/22	HCU	26	3-6-.500	0-0-.000	2-4-.500	3-2-5	2	1	0	0	2	8
12/30	PRAIRIE VIEW A&M	30	9-12-.750	0-0-.000	2-7-.286	7-6-13	0	1	1	0	1	20
1/6 *	LSU	31	0-3-.000	0-0-.000	4-4-1.000	0-4-4	0	0	0	0	1	4
1/9 *	at Auburn	35	7-1-.636	0-0-.000	3-3-1.000	2-3-5	1	0	7	0	1	17
1/13 *	KENTUCKY	22	2-3-.667	0-0-.000	0-0-.000	0-2-2	1	0	2	0	0	4
1/16 *	at Arkansas											
1/20 *	at LSU											
1/23 *	MISSOURI											
1/27 *	OLE MISS											
2/3 *	FLORIDA											
2/7 *	at Missouri											
2/10 *	TENNESSEE											
2/13 *	at Vanderbilt											
2/17 *	at Alabama											
2/20 *	ARKANSAS											
2/24 *	at Tennessee											
2/28 *	SOUTH CAROLINA											
3/2 *	at Georgia											
3/6 *	MISSISSIPPI STATE											
3/9 *	at Ole Miss											

CAREER STATISTICS - ALL GAMES

	GP-GS	Min	Avg	FG-A	Pct	3FG-A	Pct	FT-A	Pct	O-D-Tot	Avg	PF	FO	A	TO	Blk	Stl	Pts	Avg
2020-21	19-0	95	5.0	10-20	.500	0-1	.000	1-5	.200	13-13-26	1.4	5	0	3	5	6	3	21	1.1
2021-22	39-36	1043	26.7	160-285	.561	0-3	.000	109-159	.686	102-140-242	6.2	90	3	24	40	16	50	429	11.0
2022-23	35-31	948	27.1	118-222	.532	0-2	.000	80-113	.708	79-122-201	5.7	63	1	33	53	4	30	316	9.0
2023-24	15-15	436	29.1	70-114	.614	0-1	.000	39-53	.736	47-73-120	8.0	18	0	17	16	0	16	179	11.9
TOTAL	108-82	2519	23.1	358-641	.558	0-7	.000	229-330	.694	241-349-590	5.5	176	4	77	114	26	99	945	8.8

*Spent the 2020-21 season at Duke

- 2023 SEC Community Service Team
- Chair, SEC Basketball Leadership Council
- Participant, SEC Spring Meetings 2022, 2023
- SEC Player of the Week (11/20/23)

2022-23 (Junior)

Averaged 9.0 points and 5.7 rebounds while playing in all 35 games with 31 starts ... team leader in total rebounds with 201 and offensive boards with 79 ... had five double-doubles in points and rebounds, including an 18-point/15-rebound effort on the road against Arkansas (1/31) ... also had double-doubles vs. Abilene Christian (13-11 on 11/11), Missouri (10-10 on 1/11), South Carolina (12-11 on 1/14) and Arkansas (16-11 on 3/10) ... Posted 17 games with double-digit points, including a season-high of 24 vs. Northwestern State (12/27) ... had five games with 10 or more rebounds (season high of 15 at Arkansas, 1/31).

2021-22 (Sophomore)

Appeared in 39 games making 26 starts ... Ranked second on the team in scoring at 11.0 points per game and tied for the team lead with 6.2 rebounds per game ... Scored a career-high 27 points in the season-opening win over North Florida (11/10) ... Registered five double-doubles, all of which came against SEC teams.

2020-21 (Freshman at Duke)

Appeared in 19 games as a freshman, including each of the final 11 contests of the season ... Shot 10-of-20 (.500) from the field and averaged 1.1 points with 1.4 rebounds per contest.

High School

A four-star power forward ... Ranked as the No. 52 player overall, the No. 10 power forward and the No. 5 player in the state of Virginia in ESPN 100's rankings for the class of 2020 ... Averaged 22.8 points, 12.8 rebounds and 3.4 assists per game as a senior at Trinity Episcopal School ... Put up 25.6 points and 12.1 rebounds per contest as a junior.

Personal

Father, Hank, played football at Virginia Tech (1991-95) ... was the senior class president at Trinity Episcopal School ... Named to Scholar and Head Master's List in high school ... Also played baseball in high school.





TYRECE RADFORD

SENIOR • GUARD • 6-3 • 190

BATON ROUGE, LA. • MCKINLEY • VIRGINIA TECH

MAJOR: RECREATION & YOUTH DEVELOPMENT

tyreceradford23 23oots

23

SEASON HIGHS

CAREER HIGHS

PTS	28	vs. Kentucky (1/13/24)	PTS	31	at DePaul (11/25/22)
RBS	9	vs. Kentucky (1/13/24)	RBS	14	vs Alcorn (3/15/22)
AST	4	3x, last vs. Kentucky (1/13/24)	AST	6	3x, last at Arkansas (1/31/23)
STL	3	at Auburn (1/9/24)	STL	4	at Wake Forest (1/14/20)
BLK	1	vs. TAMU-C (11/6/23)	BLK	2	6x, last vs South Carolina (1/19/22)
3PM	4	at SMU (11/14/23)	3PM	5	vs Auburn (3/11/22)
MIN	39	vs. Kentucky (1/13/24)	MIN	50	vs Miami (2/19/20)

GAME-BY-GAME STATISTICS

		Min	FG-A-Pct	3FG-A-Pct	FT-A-Pct	O-D-Tot	PF	A	TO	Blk	Stl	Pts
11/6	TAMU-COMMERCE	23	4-8-.500	0-1-.000	1-2-.500	1-3-4	1	4	0	1	0	9
11/10	at Ohio State	35	8-17-.471	1-5-.200	4-6-.667	2-3-5	2	0	1	0	0	21
11/14	at SMU	32	7-15-.467	4-7-.571	3-5-.600	2-5-7	2	3	1	0	1	21
11/17	ORAL ROBERTS	31	4-12-.333	1-4-.250	2-3-.667	2-3-5	1	4	0	0	0	11
11/23 #	vs. Penn State	33	7-12-.583	0-2-.000	0-0-.000	2-4-6	1	1	0	0	0	14
11/24 #	vs. FAU	18	1-2-.500	0-0-.000	0-0-.000	2-0-2	2	1	1	0	1	2
11/26 #	vs. Iowa State											
11/29 &	at Virginia											
12/6	DEPAUL											
12/10	MEMPHIS	24	3-9-.333	0-5-.000	2-2-1.000	1-1-2	2	1	0	0	0	8
12/16 %	vs. Houston											
12/22	HCU											
12/30	PRAIRIE VIEW A&M	20	3-10-.300	0-1-.000	5-6-.833	5-2-7	0	3	0	1	0	11
1/6 *	LSU	34	4-18-.222	2-7-.286	1-2-.500	4-2-6	1	2	3	0	1	11
1/9 *	at Auburn	34	4-13-.308	1-2-.500	5-6-.833	3-4-7	2	3	3	0	3	14
1/13 *	KENTUCKY	39	11-22-.500	3-6-.500	3-9-.333	5-4-9	2	4	2	0	0	28
1/16 *	at Arkansas											
1/20 *	at LSU											
1/23 *	MISSOURI											
1/27 *	OLE MISS											
2/3 *	FLORIDA											
2/7 *	at Missouri											
2/10 *	TENNESSEE											
2/13 *	at Vanderbilt											
2/17 *	at Alabama											
2/20 *	ARKANSAS											
2/24 *	at Tennessee											
2/28 *	SOUTH CAROLINA											
3/2 *	at Georgia											
3/6 *	MISSISSIPPI STATE											
3/9 *	at Ole Miss											

CAREER STATISTICS - ALL GAMES

	GP-GS	Min	Avg	FG-A	Pct	3FG-A	Pct	FT-A	Pct	O-D-Tot	Avg	PF	FO	A	TO	Blk	Stl	Pts	Avg
2019-20	32-29	847	26.5	134-222	.604	1-12	.083	56-81	.691	70-129-199	6.2	47	0	55	25	10	31	325	10.2
2020-21	18-18	583	32.4	82-149	.550	7-24	.292	49-64	.766	35-72-107	5.9	28	0	37	18	7	10	220	12.2
2021-22	40-40	1203	30.1	168-345	.487	47-117	.402	51-76	.671	91-158-249	6.2	54	1	57	52	12	46	434	10.9
2022-23	35-35	1091	31.2	137-355	.386	42-134	.313	148-186	.796	63-122-185	5.3	63	1	85	64	9	30	464	13.3
2023-24	11-10	323	29.4	56-138	.406	12-40	.300	26-41	.634	29-31-60	5.5	16	0	26	11	2	6	150	13.6
TOTAL	136-132	4044	29.8	577-1209	.477	109-327	.333	330-448	.737	288-512-800	5.9	208	2	260	170	40	123	1593	11.7

*Spent two seasons at Virginia Tech (2019-21)

- 2023-24 Preseason All-SEC Second Team (Coaches)
- 2023 All-SEC Second Team (Coaches)

2022-23 (Senior)

Started every game for the second straight year with 35 starts ... Earned second-team All-SEC honors after scoring 13.3 points and pulling down 5.3 rebounds per game in 2022-23 ... Radford was only SEC player under 6-foot-7 to average more than 13.0 points/5.0 rebounds per game ... A force in the paint despite his 6-foot-2 height, Radford's 1.8 offensive rebounds/game ranked No. 2 nationally while his total rebounds average ranked No. 10. ... Connected on 79.6 percent of his attempts from the charity stripe ... Had 26 games with double-digit points.

2021-22 (Junior)

Started in all 40 games and tied for the team lead in rebounding at 6.2 per game ... Averaged 10.9 points per game, which ranked third on the team ... Scored in double figures in 26 games.

2020-21 (Sophomore at Virginia Tech)

Saw action in 18 games with 18 starts ... Averaged 12.2 points and 5.9 rebounds per game... Had a season-high 21 points vs. South Florida on 11/29 and 20 points vs. North Carolina in the ACC Tournament ... Dropped 18 points against seventh-seeded Florida (3/19) in the first round of the NCAA Tournament, while posting four rebounds and two assists.

2019-20 (Redshirt Freshman at Virginia Tech)

Played in all 32 games, drawing 29 starts ... Finished with the 17th-best offensive efficiency rating (no minimum usage rate) in the nation at 126.1, according to KenPom ... Was one of only two ACC players and one of seven high-majors to finish the season averaging more than 10 points, six rebounds and shooting over 60 percent.

2018-19

Redshirted.

High School

Attended McKinley High School in Baton Rouge, Louisiana, starting four years ... All-Metro performer at McKinley as a senior ... Averaged 22.0 points, 6.0 rebounds and 4.0 assists as a senior, leading Panthers to state semifinals ... Second team All-State as a senior ... First team all-district and All-Metro and second-team Class 5A all-state performer, averaging 17.8 points, 4.5 rebounds and 4.2 assists as a junior.





MANNY OBASEKI 35

SOPHOMORE • GUARD • 6-4 • 189

ALLEN, TEXAS • JOHN PAUL II

MAJOR: BUSINESS ADMINISTRATION

mannyobaseki aisoxxsa

SEASON HIGHS

CAREER HIGHS

PTS	21	vs. Memphis (12/10/23)	PTS	21	vs. Memphis (12/10/23)
RBS	4	2x, last vs. FAU (11/24/23)	RBS	9	vs. Northwestern State (12/21/21)
AST	2	2x, last vs. DePaul (12/6/23)	AST	4	vs. Georgia (2/22/22)
STL	2	vs. HCU (12/22/23)	STL	2	5x, last vs. HCU (12/22/23)
BLK	2	vs. ORU (11/17/23)	BLK	2	2x, last vs. ORU (11/17/23)
3PM	2	vs. Memphis (12/10/23)	3PM	2	4x, last vs. Memphis (12/10/23)
MIN	22	2x, last vs. Memphis (12/10/23)	MIN	30	vs. Washington State (3/29/22)

GAME-BY-GAME STATISTICS

		Min	FG-A-Pct	3FG-A-Pct	FT-A-Pct	O-D-Tot	PF	A	TO	Blk	Stl	Pts
11/6	TAMU-COMMERCE	9	0-1-.000	0-0-.000	0-0-.000	0-0-0	0	2	1	1	1	0
11/10	at Ohio State	5	0-0-.000	0-0-.000	0-0-.000	0-1-1	1	1	0	0	0	0
11/14	at SMU	9	2-4-.500	1-2-.500	0-0-.000	0-0-0	1	1	0	0	0	5
11/17	ORAL ROBERTS	8	2-7-.286	1-3-.333	2-2-1.000	1-3-4	1	1	0	2	0	7
11/23 #	vs. Penn State	7	2-3-.667	0-0-.000	0-0-.000	0-0-0	1	0	1	0	0	4
11/24 #	vs. FAU	18	6-12-.500	1-2-.500	0-1-.000	2-2-4	3	0	2	0	1	13
11/26 #	vs. Iowa State	16	1-7-.143	0-2-.000	0-0-.000	1-2-3	4	1	3	0	1	2
11/29 &	at Virginia	9	0-3-.000	0-2-.000	0-0-.000	0-0-0	1	0	1	0	0	0
12/6	DEPAUL	22	4-7-.571	1-1-1.000	1-2-.500	0-0-0	1	2	2	0	0	10
12/10	MEMPHIS	22	7-13-.538	2-6-.333	5-6-.833	0-1-1	2	0	1	0	0	21
12/16 %	vs. Houston	9	0-5-.000	0-0-.000	0-0-.000	0-1-1	0	1	0	0	0	0
12/22	HCU	19	1-7-.143	0-0-.000	2-2-1.000	1-1-2	4	0	0	0	2	4
12/30	PRAIRIE VIEW A&M	14	2-3-.667	0-1-.000	2-9-.222	0-1-1	2	1	0	0	2	6
1/6 *	LSU	8	1-2-.500	0-1-.000	1-4-.250	0-0-0	1	0	1	0	0	3
1/9 *	at Auburn	5	0-2-.000	0-0-.000	0-0-.000	1-0-1	1	0	0	0	0	0
1/13 *	KENTUCKY	11	2-4-.500	0-2-.000	1-1-1.000	0-1-1	2	1	0	0	0	5
1/16 *	at Arkansas											
1/20 *	at LSU											
1/23 *	MISSOURI											
1/27 *	OLE MISS											
2/3 *	FLORIDA											
2/7 *	at Missouri											
2/10 *	TENNESSEE											
2/13 *	at Vanderbilt											
2/17 *	at Alabama											
2/20 *	ARKANSAS											
2/24 *	at Tennessee											
2/28 *	SOUTH CAROLINA											
3/2 *	at Georgia											
3/6 *	MISSISSIPPI STATE											
3/9 *	at Ole Miss											

CAREER STATISTICS - ALL GAMES

	GP-GS	Min	Avg	FG-A	Pct	3FG-A	Pct	FT-A	Pct	O-D-Tot	Avg	PF	FO	A	TO	Blk	Stl	Pts	Avg
2021-22	38-17	497	13.1	48-136	.353	7-29	.241	32-54	.593	21-48-69	1.8	43	1	28	24	11	18	135	3.6
2022-23	20-0	276	13.8	36-84	.429	5-13	.385	27-36	.750	3-25-28	1.4	29	1	19	26	3	7	104	5.2
2023-24	16-0	191	11.9	30-80	.375	6-22	.273	14-27	.519	6-13-19	1.2	25	0	11	12	3	7	80	5.0
TOTAL	74-17	962	13.0	114-300	.380	18-64	.281	73-117	.624	30-86-116	1.6	97	2	58	62	17	32	319	4.3

2022-23 (Sophomore)

Averaged 5.2 points per game to rank as the Aggies' top scoring option off the bench ... Provided instant offense as his 5.2 points average ranked No. 2 in the SEC among bench players that played less than 15 minutes per game ... Saw action in 20 games, all as a reserve, as he missed 15 games due to a broken bone in his hand suffered in the SEC opener against Florida (1/4) ... Connected on 38.5 percent of his 3-point attempts, which was second-best on the team ... Had a season-high 14 points on the road against Memphis (12/17) ... Collected a season-high five rebounds against Murray State (11/17) ... Recorded two steals against Oregon State (12/11).

2021-22 (Freshman)

Played in 38 games with 17 starts ... Averaged 3.6 points and 1.8 rebounds ... Registered season highs in points (19) and rebounds (9) in the win over Northwestern State (12/21) ... Tallied 19 points in the win over Georgia (2/22) ... Poured in 14 points against Washington State (3/29) in the NIT semifinal ... Added 11 points and seven rebounds against Oregon (3/19) in the second round of the NIT.

High School

Ranked as a four-star prospect in the 247Sports Composite ... Tabbed as the No. 33 player nationally and No. 6 shooting guard ... Ranked as the No. 3 player in the state of Texas ... Earned a spot on the TAPPS 6A All-State First Team in 2021 ... Helped lead John Paul II to a state semifinal appearance and scored 19 points with four rebounds, three assists, two steals and a block ... An all-state selection and District 9-6A MVP in 2020 after averaging 12.1 points, 4.4 rebounds and 3.1 assists at Allen High School.



GAMES 1-4 BOX SCORES

Game 1 | Nov. 6, 2023 | Texas A&M 78, TAMU-Commerce 46

Reed Arena | Bryan-College Station, Texas



Official Basketball Box Score - Final
Texas A&M-Commerce at Texas A&M
11/06/23 Reed Arena, Bryan-College Station
2023-24 Men's Basketball

Game Time: 7:00 PM
Game Duration: 1:55
Attendance: 8,802

Officials: Terry Oglesby, Anthony Jordan, Enroll Lewis

Tex. A&M-Commerce - 46			Record: 0-1																	
NO.	Name	Min	FG M-A	3P M-A	FT M-A	Rebounds OR DR TOT	Fouls PF FD	TP	AS	TO	ST	Blocks BS BA	+/-							
23	KC Ugwuakazi	F 09:39	1-6	0-0	0-0	2 1 3	0 0	2	0	0	0	0	1 -9							
24	Jerome Brewer, Jr.	F 29:22	4-9	1-6	4-5	0 5 5	2 4	13	0	3	0	1 1 -20								
2	Kalen Williams	G 23:44	4-8	0-1	2-2	0 1 1	4 1	10	1	1	2	0 -22								
3	Tommie Lewis	G 23:01	0-5	0-4	1-2	0 4 4	1 1	1	0	1	2	0 -26								
10	Alonzo Dodd	G 24:55	1-3	0-1	1-2	0 1 1	2 1	3	3	1	1	0 -18								
0	Zondrick Garrett	17:54	2-4	0-1	2-3	0 1 1	3 2	6	1	1	2	2 0 -12								
1	James "Pop" Weathers	20:25	0-3	0-3	0-0	0 1 1	2 0	0	2	1	0	0 0 -15								
11	Khalif Abdul-Mateen	14:45	1-4	1-3	0-0	0 1 1	0 0	3	2	1	0	0 0 -1								
4	VJ Reeves	12:29	0-7	0-6	0-0	0 0 0	2 1	0	0	0	1	0 1 -22								
30	Evan Phelps	06:05	2-3	2-3	0-0	0 0 0	1 1	6	0	0	0	1 0 -10								
12	Kwo Agwa	10:36	1-1	0-0	0-0	0 0 0	0 0	2	0	0	1	1 0 -1								
5	Ant Abraham	04:05	0-1	0-0	0-0	0 0 0	1 0	0	0	0	0	0 0 -4								
Team									4		4		8		0		1			
Totals			16-54 4-28 10-14						7		18		25		18		11		46 9 5 3 -32	

Texas A&M - 78			Record: 1-0														
NO.	Name	Min	FG M-A	3P M-A	FT M-A	Rebounds OR DR TOT	Fouls PF FD	TP	AS	TO	ST	Blocks BS BA	+/-				
10	Wildens Leveque	F 14:14	1-1	0-0	2-2	3 3 6	0 1	4	0	1	1	1	0	10			
15	Henry Coleman III	F 21:56	0-0	0-0	1-2	2 6 8	2 1	1	1	2	0	0	0	15			
2	Hayden Hefner	G 19:33	7-10	3-6	2-5	1 3 4	0 5	19	2	2	0	0	16				
4	Wade Taylor IV	G 22:12	6-11	4-7	0-0	0 4 4	2 3 5	16	6	1	2	0	1	20			
23	Tyrece Radford	G 23:31	4-8	0-1	1-2	1 3 4	1 3	9	4	0	0	1	28				
0	Jace Carter	19:18	2-8	1-6	3-4	2 2 4	1 2	8	3	1	0	0	13				
11	Andersson Garcia	20:44	0-2	0-1	0-0	1 2 3	1 0	0	1	0	0	0	17				
13	Solomon Washington	23:06	4-9	1-3	1-1	2 5 7	2 2	10	1	0	0	0	22				
3	Bryce Lindsay	13:31	0-3	0-1	0-0	0 1 1	1 0	0	1	2	1	0	0	10			
5	Eli Lawrence	10:30	4-6	2-3	1-1	0 1 1	0 1	11	0	1	0	0	3				
35	Manny Obaseki	06:38	0-1	0-0	0-0	0 0 0	0 0	0	2	1	1	1	4				
24	Jaelyn Lee	02:47	0-1	0-0	0-0	0 0 0	1 0	0	0	0	0	0	2				
Team						4 1 5		0	0	0							
Totals			28-60	11-28	11-17	16 31 47	11 18	78	21	11	6	3	5	32			

	TAMC	TAMU	Points from		TAMC	TAMU	Period by Period Scoring			
Biggest lead	2 (1 st 19:10)	32 (2 nd 5:42)	Turnovers	14	6		1st	2nd	TOT	
Best Scoring Run	11 (1 st 8:47)	12 (1 st 12:49)	Paint	22	24	TAMC	27	19	46	
Lead Changes			Second Chance	2	6					
Times Tied	1		Fast Breaks	8	6	TAMU	42	36	78	
Time with Lead	00:23	38:30	Bench	17	29					

Game 2 | Nov. 10, 2023 | Texas A&M 73, Ohio State 66

Schottenstein Center | Columbus, Ohio



Official Basketball Box Score - Final
Texas A&M at Ohio State
11/10/23 Value City Arena, Columbus, Ohio
Ohio State vs. Texas A&M

Game Time: 7:00 PM
Game Duration: 2:06
Attendance: 12,704

Officials: Brian Dorsey, Don Dalry, Tim Comer

Texas A&M - 73			Record: 2-0																			
NO.	Name	Min	FG M-A	3P M-A	FT M-A	Rebounds OR DR TOT	Fouls PF FD	TP	AS	TO	ST	Blocks BS BA	+/-	Shooting By Period								
10	Wildens Leveque	F 04:01	0-1	0-0	0-0	1	0	1	0	0	0	0	0	0	1	-3	1 st FG 12-31 38.7%					
15	Henry Coleman III	F 36:05	8-14	0-0	4-4	4	7	11	1	3	20	2	0	0	2	9	3PT% 3-11 27.3%					
2	Hayden Hefner	G 27:08	1-3	1-1	1-2	1	1	2	0	3	4	1	0	0	0	1	7-11 63.6%					
4	Wade Taylor IV	G 30:03	8-21	1-9	4-6	0	2	2	4	6	21	4	2	2	0	5	2 nd FG 15-32 46.9%					
23	Tyrece Radford	G 34:03	8-17	1-5	4-6	2	3	5	2	4	21	0	1	0	0	1	3PT% 0-7 0.0%					
11	Andersson Garcia	26:23	1-3	0-0	2-2	7	6	13	5	3	4	0	0	1	0	6	FG 6M 27-43 62.9%					
0	Jace Carter	18:02	0-1	0-1	0-1	0	2	2	0	1	0	0	0	1	0	-1	3PT% 3-18 16.7%					
5	Eli Lawrence	05:48	1-2	0-1	0-0	0	0	0	1	0	2	0	1	0	0	3	FT% 16-23 69.6%					
13	Solomon Washington	13:19	0-1	0-1	1-2	0	4	4	1	0	1	0	0	0	0	2						
35	Manny Obaseki	05:09	0-0	0-0	0-0	0	1	1	1	0	0	0	0	0	0	0						
Dead Ball Rebounds: 4-0																						
Team						1	3	4		0	1											
Totals			27-63	3-16	16-23	16	29	45	18	21	73	8	6	3	1	10	7					

GAMES 9-12 BOX SCORES

Game 9 | Dec. 6 2023 | Texas A&M 89, DePaul 64 Reed Arena | Bryan-College Station, Texas



Official Basketball Box Score - Final
DePaul at Texas A&M
12/06/23 Reed Arena, Bryan-College Station
2023-24 Men's Basketball

Game Time: 8:00 PM
Game Duration: 1:54
Attendance: 8,310

Officials: Doug Shows, Joe Lindsay, Jeffery Clark

DePaul - 64		Record: 1-7														
NO.	Name	Min	FG	3P	FT	Rebounds	Fouls	TP	AS	TO	ST	Blocks	BS	BA	+/-	
			M-A	M-A	M-A	OR	DR	PF	FD							
21	Da'Sean Nelson	F 34:34	6-8	1-2	0-0	0	6	6	2	1	13	3	2	1	0	-26
25	Jeremiah Oden	F 24:22	1-6	1-2	0-0	0	2	2	2	3	3	0	1	0	0	-31
2	Chico Carter, Jr.	G 33:41	7-9	4-6	3-6	0	1	1	1	3	21	4	2	0	0	-19
22	Elijah Fisher	G 28:12	2-4	0-1	2-4	2	1	3	0	2	6	2	3	0	2	-27
23	Caleb Murphy	G 13:15	0-1	0-0	0-0	0	0	0	0	1	0	0	1	0	0	-27
4	K.T. Raimery	19:17	1-3	1-3	0-0	0	1	1	0	0	3	2	0	0	0	-3
5	Churchill Abass	06:37	1-1	0-0	0-0	0	3	3	4	0	2	0	1	0	0	-3
10	Jaden Henley	20:50	2-3	0-0	2-3	1	0	1	2	2	6	3	3	0	0	4
12	Mac Etienne	06:56	0-1	0-0	0-0	1	1	2	1	0	0	0	0	1	0	-3
11	Keyondre Young	12:16	3-6	1-2	3-4	1	3	4	1	3	10	1	1	1	0	10
Team						0	0	0			0	1				
Totals			23-42	8-16	10-17	5	18	23	13	14	64	15	15	2	3	-25

Technical Fouls:NONE

Texas A&M - 89		Record: 7-2															
NO.	Name	Min	FG	3P	FT	Rebounds	Fouls	TP	AS	TO	ST	Blocks	BS	BA	+/-		
			M-A	M-A	M-A	OR	DR	TOT	PF	FD							
10	Wildens Leveque	F 16:14	2-3	0-0	0-0	3	1	4	1	0	4	1	0	0	1	1	
15	Henry Coleman III	F 26:31	6-10	0-0	1-1	5	4	9	0	3	13	3	0	2	0	1	24
0	Jace Carter	G 24:57	5-12	4-11	0-0	0	1	1	0	14	1	0	0	0	0	0	13
2	Hayden Hefner	G 23:46	4-8	2-5	0-0	2	2	4	0	1	10	3	1	2	0	0	26
4	Wade Taylor IV	G 25:09	4-10	4-7	1-2	0	2	2	3	2	13	6	0	1	0	1	32
11	Andersson Garcia	22:26	3-3	1-1	2-3	2	3	5	1	3	9	2	0	2	1	0	24
13	Solomon Washington	13:29	1-2	0-0	0-1	2	1	3	4	1	2	1	0	0	1	0	1
35	Manny Obaseki	21:44	4-7	1-1	1-2	0	0	0	1	1	10	2	2	0	0	0	9
3	Bryce Lindsay	14:51	4-8	2-6	0-0	0	0	0	3	1	10	1	1	0	0	0	-7
5	Eli Lawrence	07:55	1-2	0-0	0-0	0	0	0	0	1	2	0	0	1	0	0	-1
24	Jaelyn Lee	02:58	1-1	0-0	0-0	0	1	1	0	2	0	0	0	0	1	0	1
Team						1	0	1			0	0					
Totals			35-66	14-31	5-9	15	15	30	14	13	89	20	4	9	2	3	25

Technical Fouls:NONE

	DEPL		TAMU	
Biggest lead	0 (1 st 20:00)	34 (2 nd 19:46)		
Best Scoring Run	9 (2 nd 7:37)	17 (1 st 2:54)		
Lead Changes	0		Second Chance	8 19
Times Tied	0		Fast Breaks	4 2
Time with Lead	00:00	39:02	Bench	21 35

Points from	DEPL	TAMU
Turnovers	9	17
Paint	28	38
Second Chance	8	19
Fast Breaks	4	2
Bench	21	35

Period by Period Scoring				
	1st	2nd	TOT	
DEPL	30	34	64	
TAMU	62	27	89	

Game 10 | Dec. 10 2023 | Memphis 81, Texas A&M 75 Reed Arena | Bryan-College Station, Texas



Official Basketball Box Score - Final
Memphis at Texas A&M
12/10/23 Reed Arena, Bryan-College Station
2023-24 Men's Basketball

Game Time: 3:00 PM
Game Duration: 2:23
Attendance: 9,565

Officials: Don Daly, K.B. Burdett Jr., Vladimir Voyard-Tadai

Memphis - 81			Record: 7-2														
NO.	Name	Min	FG M-A	3P M-A	FT M-A	Rebounds OR DR TOT	Fouls PF FD	TP	AS	TO	ST	Blocks BS BA	+/-				
2	Nick Jourdain	F 28:37	2-4	0-1	0-0	2	1	3	3	1	4	2	1	0	0	8	
4	Ashton Hardaway	F 14:24	0-2	0-2	0-0	0	3	3	1	1	0	2	0	2	0	11	
8	David Jones	F 34:32	8-17	5-9	8-8	1	6	7	2	4	29	0	3	2	2	0	6
23	Malcolm Dandridge	C 11:36	1-1	0-0	1-2	2	5	7	5	1	3	1	2	0	0	0	8
11	Jahvon Quinerly	G 34:10	8-13	2-5	6-8	1	3	4	2	6	24	5	1	1	0	0	2
9	Caleb Mills	23:33	4-7	2-3	3-4	1	2	3	4	2	13	1	3	1	0	0	-10
10	Jaykwon Walton	30:29	1-6	0-2	3-5	3	4	7	3	5	5	2	6	1	0	1	0
1	Jaylon Young	09:05	1-2	0-0	1-2	1	0	1	0	1	3	2	0	1	0	0	3
25	Jaydon Hardaway	09:48	0-0	0-0	0-0	0	0	0	0	0	0	0	0	0	0	0	8
0	Jonathan Pierre	03:46	0-0	0-0	0-0	0	0	0	0	0	0	0	0	0	0	0	-6
Team						0	2	2									
Totals			25-52	9-22	22-29	11	26	37	20	21	81	15	16	8	2	1	6

Technical Fouls:NONE

Texas A&M - 75		Record: 7-3																
NO.	Name	Min	FG		3P	FT		Rebounds		Fouls		TP	AS	TO	ST	Blocks		+/-
			M	A	M	A	OR	DR	OT	PF	FD					BS	BA	
10	Wildens Leveque	F 08:46	1-3	0-0	0-0	3	1	4	1	2	2	0	0	0	0	0	1	-8
15	Henry Coleman III	F 27:28	2-5	0-0	2-2	1	5	6	1	1	6	2	1	2	0	0	0	0
2	Hayden Hefner	G 21:28	3-9	3-7	0-0	0	0	0	3	1	9	0	2	0	0	0	0	-1
4	Wade Taylor IV	G 34:37	3-14	0-9	3-4	1	1	2	4	2	18	5	4	0	0	0	5	5
23	Tyreece Radford	G 24:07	3-9	0-5	2-2	1	1	2	2	1	8	1	0	0	0	1	0	-9
11	Andersson Garcia	26:11	1-2	0-1	4-6	7	7	14	4	4	6	2	2	2	1	0	0	0
0	Jace Carter	18:58	3-7	1-5	2-2	1	1	2	2	2	9	0	1	2	0	0	0	-13
13	Solomon Washington	17:11	2-2	0-0	1-2	1	1	2	2	2	5	0	0	3	0	0	0	-3
35	Manny Obaseki	21:13	7-13	2-6	5-6	0	1	1	2	5	21	0	1	0	0	0	0	-1
Team						1	1	2			0	0						
Totals			25-64	6-33	19-24	16	19	35	21	20	75	13	12	13	1	2	6	

Technical Fouls:NONE

	MEMP	TAMU				
Biggest lead	14 (2 nd 3:54)	3 (1 st 11:20)				
Best Scoring Run	9 (1 st 0:01)	8 (2 nd 17:19)				
Lead Changes	4					
Times Tied	5					
Time with Lead	35:15	01:50				

Points from	MEMP	TAMU			
Turnovers	14	16			
Paint	24	34			
Second Chance	11	13			
Fast Breaks	6	9			
Bench	21	41			

Period by Period Scoring			
	1st	2nd	TOT
MEMP	38	43	81
TAMU	29	46	75

Game 11 | Dec. 16, 2023 | No. 4 Houston 70, Texas A&M 66 Toyota Center, Houston, Texas



Official Basketball Box Score - Final
Texas A&M at Houston
12/16/23 Toyota Center, Houston, Texas
2023-24 Men's Basketball

Game Time: 1:31 PM
Game Duration: 2:12
Attendance: 12,152

Officials: Doug Simons, Bart Lenox, Byron Jarratt

Texas A&M - 66			Record: 7-4														
NO.	Name	Min	FG M-A	3P M-A	FT M-A	Rebounds OR DR TOT	Fouls PF FD	TP	AS	TO	ST	Blocks BS BA	+/-				
10	Wildens Leveque	F 09:43	0-0	0-0	0-0	0	1	1	2	0	1	1	0	-6			
15	Henry Coleman III	F 36:36	2-7	0-1	2-5	3	9	12	2	4	6	2	1	2	0	1	3
0	Jace Carter	G 32:23	3-11	1-7	0-0	2	1	3	1	0	7	1	2	0	0	3	6
2	Hayden Hefner	G 20:02	2-2	2-2	1-2	0	2	2	0	1	7	1	2	0	1	0	-1
4	Wade Taylor IV	G 34:24	10-22	6-14	8-9	1	2	3	3	6	34	4	3	3	0	2	10
11	Andersson Garcia	28:17	2-4	0-1	1-2	3	1	4	4	3	5	1	0	0	1	1	4
35	Manny Obaseki	09:28	0-5	0-0	0-0	0	1	1	0	0	0	1	0	0	0	2	-19
13	Solomon Washington	21:47	2-3	0-1	2-2	5	2	7	1	1	6	0	0	1	1	1	-8
5	Eli Lawrence	07:21	0-1	0-1	1-2	0	0	0	0	1	1	0	0	0	0	0	-9
Team						3	1	4			0	1					
Totals			21-55	9-27	15-22	17	20	37	13	16	66	11	11	5	4	10	-4

Technical Fouls:Taylor IV 2nd 16:00

Houston - 70			Record: 11-0															
NO.	Name	Min	FG	3P	FT	Rebounds	Fouls	TP	AS	TO	ST	Blocks	BS	BA	+/-			
			M-A	M-A	M-A	OR	DR	TOT	PF	FD								
5	Ja'Vier Francis	F 16:38	2-5	0-0	1-1	2	3	5	4	1	5	0	1	0	3	0	-2	
13	J'Von Roberts	F 36:11	5-8	0-0	0-0	4	7	11	3	3	10	7	0	0	1	0	1	
1	Jamal Shead	G 32:11	5-11	2-3	0-0	0	3	3	3	1	12	8	2	1	2	2	-6	
4	LJ Cryer	G 36:53	5-15	4-10	3-3	1	2	3	0	1	17	1	2	0	0	0	5	
21	Emanuel Sharp	G 35:23	7-17	5-13	2-2	5	1	6	2	4	21	0	0	2	0	0	0	
23	Joseph Tugler	G 31:05	2-4	0-0	0-0	3	2	5	3	4	4	1	0	0	0	0	0	
11	Damian Dunn	15:43	0-1	0-1	1-2	0	1	1	1	1	1	3	0	0	0	0	15	
23	Terrance Arceneaux	05:36	0-0	0-0	0-0	0	0	0	0	0	0	0	0	0	1	0	6	
Totals						1		2	3			0	1					
Team			26-61	11-27	7-8	16	21	37	16	13	70	18	11	2	10	4	4	

GAMES 13-16 BOX SCORES

Game 13 | Dec. 30 2023 | Texas A&M 79, Prairie View A&M 54 Reed Arena | Bryan-College Station, Texas



Official Basketball Box Score - Final
Prairie View at Texas A&M
12/30/23 Reed Arena, Bryan-College Station
2023-24 Men's Basketball

Game Time: 6:00 PM
Game Duration: 2:15
Attendance: 8,610

Officials: Don Dally, John Hampton, Bharat Rammanan

Prairie View - 54

Record: 5-8

NO.	Name	Min	FG	3P	FT	Rebounds	Fouls	TP	AS	TO	ST	Blocks	BS	BA	+/
13	Justin Nimmer	F 06:23	1-1	0-0	0-1	0	0	0	1	2	0	1	0	0	-2
25	Chris Felix, Jr.	F 16:47	1-5	0-0	6-6	2	1	3	4	3	8	0	0	1	-9
0	Kevin McGasky	G 28:52	0-2	0-0	0-2	0	4	4	4	1	0	6	4	0	-20
11	Nick Gazelas	G 31:54	1-6	0-3	0-0	1	1	2	3	2	0	1	2	0	-35
4	Javontae Hopkins	G 36:46	7-19	1-3	5-7	1	2	3	3	5	20	1	2	2	-22
3	Brian Myles	21:02	3-9	0-1	0-1	4	4	8	4	1	6	0	2	0	-27
4	Charles Smith IV	33:37	3-10	2-5	0-0	0	5	5	3	4	8	2	3	1	-13
1	Charles Lane, Jr.	12:15	2-4	2-3	2-2	0	2	2	0	1	8	2	0	3	0
33	McKinley Harris	12:24	0-0	0-0	0-0	0	2	2	3	0	0	1	0	0	1
Team						0	2			0	2				
Totals			18-56	5-15	13-19	8	23	31	25	16	54	12	15	8	3

Technical Fouls: NONE

Texas A&M - 79

Record: 9-4

NO.	Name	Min	FG	3P	FT	Rebounds	Fouls	TP	AS	TO	ST	Blocks	BS	BA	+/
11	Andersson Garcia	F 31:58	2-4	0-1	7-10	4	8	12	4	5	11	2	1	1	0
15	Henry Coleman III	F 29:44	9-12	0-0	2-7	7	6	13	0	4	20	1	1	0	1
0	Jace Carter	G 25:25	3-6	1-4	0-2	5	5	10	3	1	7	0	2	2	0
2	Hayden Hefner	G 26:37	3-15	1-7	0-0	1	6	7	0	1	7	1	3	1	0
4	Wade Taylor IV	G 25:13	5-12	1-7	3-3	0	1	1	4	2	14	4	3	2	0
13	Solomon Washington	10:52	1-2	0-0	1-1	2	1	3	2	2	3	0	2	1	0
23	Tyrece Radford	19:53	3-10	0-1	5-6	5	2	7	0	5	11	3	0	0	1
35	Manny Obaseki	13:52	2-3	0-1	2-9	0	1	1	2	5	6	1	0	2	0
10	Wildens Leveque	10:17	0-2	0-0	0-0	3	3	3	0	0	0	0	2	0	0
5	Eli Lawrence	06:09	0-3	0-3	0-0	0	2	2	1	0	0	0	0	0	0
Team						2	2	4			0				
Totals			28-69	3-24	20-38	29	34	63	16	25	79	12	14	10	2

Technical Fouls: NONE

	PVAM	TAMU							
Biggest lead	0 (1 st 20:00)	26 (2 nd 7:15)	Points from Turnovers	PVAM	TAMU	Period by Period Scoring			
Best Scoring Run	5 (1 st 5:36)	13 (1 st 15:11)	Paint	20	48	1st	2nd	TOT	
Lead Changes			Second Chance	4	25	PVAM	21	33	54
Times Tied		0	Fast Breaks	17	7	TAMU	34	45	79
Time with Lead	00:00	39:27	Bench	22	20				

Game 14 | Jan. 6, 2024 | LSU 68, Texas A&M 53 Reed Arena | Bryan-College Station, Texas



Official Basketball Box Score - Final
LSU at Texas A&M
01/06/24 Reed Arena, Bryan-College Station
2023-24 Men's Basketball

Game Time: 7:30 PM
Game Duration: 2:04
Attendance: 10,525

Officials: Joe Lindsay, Byron Jarrett, Jason Baker

LSU - 68

Record: 9-5 (1-0)

NO.	Name	Min	FG	3P	FT	Rebounds	Fouls	TP	AS	TO	ST	Blocks	BS	BA	+/
20	Derek Fountain	F 22:43	1-4	0-2	0-0	1	2	3	3	1	2	2	0	0	1
9	Will Baker	C 22:15	2-5	0-0	2-2	4	1	5	3	3	6	2	3	0	1
1	Carlos Stewart	G 14:07	1-4	0-2	0-0	0	0	0	0	0	2	1	0	0	0
3	Jalen Cook	G 27:28	5-13	2-5	1-1	0	4	4	3	3	13	3	3	2	1
6	Jordan Wright	G 35:47	7-16	2-6	4-6	3	7	10	3	5	20	2	4	2	1
12	Hunter Dean	17:45	2-2	0-0	0-0	1	4	5	0	0	4	0	0	0	1
13	Jalen Reed	17:17	4-7	0-1	0-0	1	1	2	3	0	8	2	0	2	1
2	Mike Williams III	08:37	1-5	0-3	0-0	1	2	3	2	0	2	2	1	0	0
0	Trae Hannibal	20:38	1-3	0-0	1-2	0	3	3	2	2	3	2	0	0	1
15	Tyrell Ward	13:23	3-6	2-5	0-0	0	1	1	1	0	8	0	0	0	0
Team						3	7	10			0				
Totals			27-67	6-24	8-11	14	32	46	20	14	68	16	12	6	7

Technical Fouls: NONE

Texas A&M - 53

Record: 9-5 (0-1)

NO.	Name	Min	FG	3P	FT	Rebounds	Fouls	TP	AS	TO	ST	Blocks	BS	BA	+/
11	Andersson Garcia	F 31:45	2-5	0-0	1-2	3	2	5	4	2	5	1	3	0	-15
15	Henry Coleman III	F 31:24	0-3	0-0	4-4	0	4	4	0	2	4	0	0	1	-5
2	Hayden Hefner	G 23:53	0-8	0-6	4-5	0	3	3	2	2	4	3	1	1	0
4	Wade Taylor IV	G 38:05	8-20	3-12	4-5	1	5	6	4	7	23	0	4	6	0
23	Tyrece Radford	G 33:52	4-18	2-7	1-2	4	2	6	1	3	11	2	3	1	0
10	Wildens Leveque	09:37	0-0	0-0	1-2	0	3	3	1	1	1	0	0	0	-6
0	Jace Carter	22:51	0-3	0-2	2-2	1	6	7	1	1	2	1	0	1	-16
35	Manny Obaseki	08:33	1-2	0-1	1-4	0	0	0	1	2	3	0	1	0	-10
Team						4	2	6			0				
Totals			15-59	5-28	18-26	13	27	40	14	20	53	7	12	10	2

Technical Fouls: NONE

	LSU	TAMU	Period by Period Scoring				
Biggest lead	15 (2 nd 1:17)	5 (1 st 15:27)	Points from Turnovers	LSU	TAMU		
Best Scoring Run	9(2 nd 8:07)	8(1 st 15:27)	Paint	11	9		
Lead Changes	4		Second Chance	36	20		
Times Tied	4		Fast Breaks	18	3		
Time with Lead	23:24	14:10	Bench	4	6		
				25	6		
				LSU	30	38	68
				TAMU	32	21	53

Game 15 | Jan. 9, 2024 | No. 16 Auburn 66, Texas A&M 55 Neville Arena | Auburn, Ala.



Official Basketball Box Score - Final
Texas A&M at Auburn
01/09/24 Neville Arena, Auburn
2023-24 Men's Basketball

Game Time: 8:00 PM
Game Duration: 2:18
Attendance: 9,121

Officials: Don Dally, Owen Shortt, Michael Roberts

Texas A&M - 55

Record: 9-6 (0-2)

NO.	Name	Min	FG	3P	FT	Rebounds	Fouls	TP	AS	TO	ST	Blocks	BS	BA	+/
10	Wildens Leveque	F 13:25	1-4	0-0	0-0	1	3	4	3	0	2	0	1	0	-1
15	Henry Coleman III	F 34:49	7-11	0-0	3-3	2	3	5	1	4	17	0	7	1	0
2	Hayden Hefner	G 23:09	3-7	1-5	1-2	0	2	3	1	8	1	3	0	0	0
4	Wade Taylor IV	G 36:15	2-16	0-8	4-4	0	3	3	3	3	8	1	2	3	0
23	Tyrece Radford	G 33:39	4-13	1-2	5-6	3	4	7	2	3	14	3	3	3	0
11	Andersson Garcia	30:32	1-4	1-1	3-4	6	7	13	4	3	6	2	2	4	0
0	Jace Carter	17:21	0-3	0-1	0-0	2	3	5	3	0	0	0	0	0	-18
35	Manny Obaseki	04:32	0-2	0-0	0-0	1	0	1	1	0	0	0	0	0	-10
5	Eli Lawrence	06:18	0-2	0-2	0-0	0	1	1	0	1	0	1	0	0	0
Team						2	1	3			0				
Totals			18-62	3-19	16-19	19	25	44	20	15	55	8	19	11	2

Technical Fouls: NONE

Auburn - 66

Record: 13-2 (2-0)

NO.	Name	Min	FG	3P	FT	Rebounds	Fouls	TP	AS	TO	ST	Blocks	BS	BA	+/
2	Jaylin Williams	F 34:58	8-10	1-2	5-5	1	7	8	2	5	22	3	1	0	0
4	Johni Broome	F 28:09	1-4	0-0	8-10	1	6	7	1	6	10	2	2	0	4
5	Chris Moore	F 11:02	0-2	0-1	0-0	0	0	0	0	0	0	0	0	0	0
1	Adrian Holloway	G 18:38	2-6	2-6	0-0	0	1	1	1	0	6	1	1	0	-12
12	Denver Jones	G 18:49	0-4	0-3	2-2	0	0	0	2	2	2	1	0	2	0
10	Chad Baker-Mazara	27:07	1-6	0-3	0-1	2	2	4	4	1	2	1	3	2	0
3	Chaney Johnson	05:02	0-3	0-1	0-0	1	1	2	3	0	0	0	2	0	-4
0	K.D. Johnson	21:11	4-8	2-3	4-6	1	2	3	0	3	14	2	0	2	8
3	Tre Donaldson	21:22	1-5	0-3	2-2	0	0	0	0	2	4	6	3	0	0
4	Dylan Cardwell	11:51	3-3	0-0	0-0	1	4	5	2	1	6	2	0	1	0
24	Lor Lerman	01:51	0-0	0-0	0-0	0	0	0	0	0	0	0	0	0	1
Team						1	3	4			0				
Totals			20-51	5-22	21-26	8	26	34	15	20	66	18	12	7	6

Technical Fouls: NONE

Totals		20:51	5:22	21:26	8	26	34	15	20	66	18	17	7	6	
Technical Fouls															
Biggest lead	TAM	AUB													
	3 (1 st 16:20)	11 (2 nd 0:29)													
	Best Scoring Run	7 (1 st 16:20) 8 (1 st 11:07)													
	Lead Changes	4													
	Times Tied	3													
Time with Lead	08:02	29:19													
Points from Turnovers		TAM	AUB												
Paint		22 28													
Second Chance		10 1													
Fast Breaks		3 14													
Bench		6 26													
Period by Period Scoring		TAM	1st		2nd		TOT		AUB						
			22		33		55		30		36		66		

Game 16 | Jan. 13, 2024 | Texas A&M 97, No. 6 Kentucky 92 (OT) Reed Arena | Bryan-College Station, Texas



Official Basketball Box Score - Final
Kentucky at Texas A&M
01/13/24 Reed Arena, Bryan-College Station
2023-24 Men's Basketball

Game Time: 1:00 PM
Game Duration: 2:40
Attendance: 9,540

Officials: Pat Adams, K.B. Burdett, Patrick Evans

Kentucky - 92

Record: 12-3 (2-1)

NO.	Name	Min	FG	3P	FT	Reb	DR	Fouls	TP	AS	TO	ST	Blocks	BS	BA	+/-	Shooting By Period					
			M-A	M-A	M-A	O	O	O	P	P	P	P	P	P	P		P	P	1st	FG%	17-33	51.9%
2	Aaron Bradshaw	F 06:20	0-1	0-1	0-0	1	0	1	4	0	2	0	0	0	0	-1	3PT%	8-17	47.1%			
4	Tre Mitchell	F 44:10	3-13	1-6	1-2	8	5	13	2	3	8	6	3	0	1	2	-5	FT%	3-5	60%		
1	Justin Edwards	G 22:11	3-6	2-2	0-0	2	2	4	0	0	8	1	0	1	1	-1	2nd FG%	15-35	42.9%			
12	Antonio Reeves	G 31:25	7-15	5-10	3-4	0	6	6	3	3	22	1	2	0	1	-6	3PT%	7-19	36.8%			
21	D.J. Wagner	G 31:29	7-15	1-5	3-5	0	2	2	3	4	18	4	2	1	0	-5	FT%	7-11	63.6%			
33	Ugonna Oyeniso	3:11:3	3-5	0-0	1-2	3	2	10	2	3	7	0	0	0	5	-4	-OT FG%	0-8	0.0%			
0	Rob Dillingham	24:03	6-15	3-10	0-0	0	0	0	3	1	15	4	2	1	0	-2	3PT%	0-3	0.0%			
15	Reed Sheppard	32:44	3-5	3-5	4-6	2	4	6	4	14	3	3	2	1	0	4	FT%	3-5	60%			
23	Jordan Burks	01:25	0-1	0-0	1-2	0	0	0	0	1	1	1	0	0	0	0	GM FG%	32-76	42.1%			
Team						1	3	4		0	0						3PT%	15-39	38.5%			
Totals			32-76	15-39	13-21	17	29	46	21	19	92	22	11	6	9	-7	-5	FT%	13-21	61.9%		
																	Technical Fouls: NONE			Dead Ball Rebounds: 4.0		

— RADIO-TV ROSTER —

TEXAS A&M BASKETBALL



**JACE
CARTER**

G | 6'-6" | 220 | JR.-TR
TITUSVILLE, FLA.

0



**HAYDEN
HEFNER**

G | 6'-6" | 185 | SR.-3L
NEDERLAND, TEXAS

2



**BRYCE
LINDSAY**

G | 6'-3" | 190 | FR.-HS
BALTIMORE, MD.

3



**WADE
TAYLOR IV**

G | 6'-0" | 175 | JR.-2L
DALLAS, TEXAS

4



**ELI
LAWRENCE**

G | 6'-5" | 190 | GR.-TR
ATLANTA, GA.

5



**ROB
DOCKERY**

G/F | 6'-6" | 205 | FR.-HS
WASHINGTON D.C.

9



**WILDENS
LEVEQUE**

F/C | 6'-10" | 255 | GR.-TR
BROCKTON, MASS.

10



**ANDERSSON
GARCIA**

F | 6'-7" | 215 | SR.-1L
MOCA, DOMINICAN REPUBLIC

11



**SOLOMON
WASHINGTON**

F | 6'-7" | 220 | SO.-1L
NEW ORLEANS, LA.

13



**HENRY
COLEMAN III**

F | 6'-8" | 245 | SR.-2L
RICHMOND, VA.

15



**TYLER
RINGGOLD**

F | 6'-8" | 220 | FR.-HS
BATON ROUGE, LA.

21



**TYRECE
RADFORD**

G | 6'-3" | 190 | GR.-2L
BATON ROUGE, LA.

23



**JAELYN
LEE**

G | 6'-8" | 200 | FR.-RS
PARIS, TEXAS

24



**BRANDON
WHITE**

C | 6'-10" | 245 | FR.-HS
SPENCER, N.C.

32



**JULIUS
MARBLE**

F | 6'-9" | 235 | SR.-1L
DALLAS, TEXAS

34



**MANNY
OBASEKI**

G | 6'-4" | 195 | JR.-2L
ALLEN, TEXAS

35

PRONUNCIATION GUIDE

WILDENS LEVEQUE WILL-dens lah-VECK (as in heck)
Manny OBASEKI Oh-BASS-uh-key (BASS as in GLASS)
TYRECE Radford Tie-reese

