



# RAZORBACKS®

## 2023-24 Women's Basketball Game Notes

Kylie Magar | Assistant Director, Communications  
E: kmagar@uark.edu | ArkansasRazorbacks.com

### 2023-24 SCHEDULE

Date	Opponent	Time	TV/RESULT
Nov. 7	ULM	7 PM	W, 81-76
Nov. 10	Murray State	10:30 AM	W, 82-79
Nov. 14	Little Rock	7 PM	W, 77-36
Nov. 17	at Arkansas State	7 PM	W, 82-67
Nov. 20	Central Arkansas	7 PM	W, 81-67
Nov. 24	WisconsinS	1 PM	W, 65-62
Nov. 25	MarquetteS	4 PM	L, 74-58
Nov. 30	at No. 15 Florida State	6 PM	W, 71-58
Dec. 3	No. 2 UCLA	2 PM	W, 81-66
Dec. 7	Louisiana Tech	7 PM	W, 100-60
Dec. 10	UAPB	1 PM	L, 74-70
Dec. 16	Samford!	12:30 PM	W, 68-54
Dec. 20	Illinois#	10 AM	W, 60-59
Dec. 21	UIC#	10 AM	W, 66-58
Dec. 31	Incarinate Word	1 PM	W, 67-48
Jan. 4	at Kentucky*	6 PM	L, 73-63
Jan. 7	Georgia*	1 PM	W, 83-43
Jan. 11	Mississippi State*	8 PM	L, 66-63
Jan. 14	at Alabama*	2 PM	W, 77-59
Jan. 21	at LSU*	4 PM	L, 99-68
Jan. 25	Kentucky*	7 PM	W, 88-61
Jan. 28	at Missouri*	2 PM	W, 67-58
Feb. 1	Alabama*	8 PM	L, 86-70
Feb. 4	Auburn*	5 PM	W, 74-72
Feb. 8	at Florida*	5 PM	L, 85-81
Feb. 12	at Tennessee*	6 PM	L, 81-55
Feb. 18	Missouri*	3 PM	W, 75-68
Feb. 22	at Texas A&M*	7 PM	SECN+
Feb. 25	Vanderbilt*	2 PM	SECN+
Feb. 29	South Carolina*	8 PM	SECN
March 3	at Ole Miss*	3 PM	SECN

March 6-10 SEC Tournament (Greenville, S.C.)

\*-SEC Contest

S - Elevance Health Women's Fort Myers Tip-Off (Fort Myers, Fla.)

-- SEC/ACC Challenge (Tallahassee, Fla.)

! - Played in Simmons Bank Arena (North Little Rock, Ark.)

# - West Palm Beach Classic (West Palm Beach, Fla.)

All Times CT

### 28 ARKANSAS AT TEXAS A&M | REED ARENA | THURSDAY, FEB. 22 AT 7 PM | SECN+

Arkansas  
Razorbacks



Texas A&M  
Aggies

Record ..... 18-9  
Conference Record ..... 6-6  
NET (as of 2/20) ..... 64  
AP Poll ..... N/A  
USA Today Coaches Poll ..... N/A  
Head Coach ..... Mike Neighbors  
HC Record at UofA (Yrs) ..... 138-86 (seventh season)  
HC Career Record (Yrs) ..... 236-127 (11th season)  
Neighbors' Record vs. TAMU ..... 4-8

Record ..... 17-8  
Conference Record ..... 5-7  
NET (as of 2/20) ..... 36  
AP Poll ..... N/A  
USA Today Coaches Poll ..... N/A  
Head Coach ..... Joni Taylor  
HC Record at TAMU (Yrs) ..... 26-28 (second season)  
HC Career Record (Yrs) ..... 166-103 (ninth season)  
Taylor's Record vs. UofA ..... 8-3

### Last Starting Five



#### #43 MAKAYLA DANIELS

Gr. | G | 5-8 | Frederick, Md.

PPG	RPG	APG	MPG
12.1	4.4	2.7	33.9
SEC: 14.3	4.6	2.5	35.8



#### #2 SAMARA SPENCER

Jr. | G | 5-7 | Fort Lauderdale, Fla.

PPG	RPG	APG	MPG
13.7	4.8	3.7	34.2
SEC: 15.8	5.8	4.5	37.3



#### #20 KARLEY JOHNSON

So. | G | 5-9 | Oklahoma City, Okla.

PPG	RPG	APG	MPG
3.0	1.7	0.3	15.6
SEC: 3.8	1.7	0.4	18.6



#### #4 SAYLOR POFFENBARGER

R-So. | G | 6-2 | Middletown, Md.

PPG	RPG	APG	MPG
10.9	11.9	1.5	32.0
SEC: 11.4	10.7	1.4	33.1



#### #30 MARYAM DAUDA

R-So. | F | 6-2 | Bentonville, Ark.

PPG	RPG	APG	MPG
9.4	6.8	1.3	28.9
SEC: 10.9	7.3	1.9	30.7

#### SNAPSHOT:

■ Coming off 14 points, six rebounds, two assists and one steal vs. Missouri

■ No. 5 on all-time scoring list (1,791) & school record holder in games started & played (149) & minutes (4382)

■ In SEC, third in minutes/gm, 10th in 3PT/gm (1.8) & 13th steals/gm (1.8)

■ SEC Preseason Second Team selection

#### SNAPSHOT:

■ Registered 14 points, five rebounds & six assists vs. Missouri

■ Had double-double (31 points/14 rebounds) at Alabama

■ Came up w/ game-winning assist vs. Illinois

■ In SEC, second in minutes/gm, 11th in assists/gm, 16th in scoring, & second in minutes, fourth in assists, 12th in scoring & 20th in rebounds in SEC games

#### SNAPSHOT:

■ Made third start this season, logging five points, four rebounds and one steal vs. Missouri

■ Has stepped up big for the Hogs, playing four different positions on the court most games

■ Delivered a career-high 14 points w/ six rebounds vs. Kentucky in her first career start

■ 2022 McDonald's All-American nominee

#### SNAPSHOT:

■ Coming off ninth double-double w/ 13 points and 11 rebounds vs. Missouri

■ Broke school record for individual game rebounds with 23 at #15 Florida State

■ Leads SEC in def. rebounds/gm (9.8) & second in rebounds/gm, which is second & fifth in NCAA, as well as sixth in league in 3-pointers/gm (2.0)

#### SNAPSHOT:

■ Coming off career-high 18 points w/ five rebounds, four assists & two blocks vs. Missouri

■ Earned near triple-double w/ a school record 10 blocks, 12 rebounds and eight points at Alabama

■ Had game-winning layup vs. Illinois

■ No. 3 in blocks/gm (2.4) in the SEC, with her 65 total blocks ranked No. 13 in the NCAA, No. 12 in rebounds/gm & first in blocks in SEC games (3.0) in league

### FOLLOW, WATCH & LISTEN



@RAZORBACKWBB

TV: SECN+

On the Call: Will Johnson & Tap Bentz

Razorback Sports Network from Learfield (Radio)

Phil Elson - <http://143.223.155.160/audio>

Fayetteville - KQSM-FM-92.1 /// KYNG-AM - 1590\*

Fort Smith - KFPW-AM-1230 /// KHGG-AM-1580



## 2023-24 NOTES

### NEIGHBORHOOD WATCH

■ The Arkansas women's basketball team earned their way back in the winning column after defeating Missouri, 75-68, in the series sweep

■ With the win over Missouri, Arkansas earned its 12th straight win over the Tigers and **Makayla Daniels** improved her record to 12-0 over Missouri

■ The Hogs have earned six SEC wins for the sixth straight year in the **Mike Neighbors** era, something that has never been done in Arkansas women's basketball history

■ Arkansas will travel to Texas A&M to face the Aggies in an important SEC game with both teams in the middle of the standings. The Hogs are looking to win their first SEC road game on a Thursday night since Jan. 20, 2022, when the Hogs beat Alabama, 99-71, on the road

■ The Hogs and Aggies are former Southwest Conference foes with this upcoming game marking the 40th all-time meeting

■ In the SEC standings, Arkansas is in seventh with 6-6 mark

■ **Taliah Scott** leads the Hogs in scoring with 22.10 points per game, which is No. 11 in the NCAA, and is the only player in the SEC to average 20.0+ points per game. Before missing Sunday's game due to a serious family matter, she was also leading the league in minutes/game (36.43) and was second in 3-pointers/game (2.60)

■ **Saylor Poffenbarger** is one of the top defensive rebounders in the country. She leads the SEC in defensive rebounds/game (9.81) and is second in rebounds/game (11.88), which are second and fifth in the NCAA. She has pulled down 309 boards, which surpasses the total she had all season as a redshirt freshman in 2022-23 (255)

■ **Poffenbarger** broke the school record for individual game rebounds with 23 against Florida State. She has had four games with 19+ boards this year, which is the only time an Arkansas player has had that many 19+ rebound games in their career

■ **Samara Spencer** leads the team with 100 assists. Her 350 career assists is No. 11 on the career list and her 1,279 points is No. 21 on the all-time scoring list

■ **Maryam Dauda** has made a big jump this season, pacing the team with 65 blocks, which is third in the league (2.41 per game), and her 3.0 blocks per game in SEC contests paces the league. She is No. 5 on the individual season block list at Arkansas

■ **Dauda's** 10 blocks vs. Alabama broke a 35-year single-game record at Arkansas (prior record held by **Robyn Irwin** in 1987) and is tied for the second most by a player in the NCAA this season. She also logged the first double-double through blocks and rebounds in school history

■ **Makayla Daniels** is an elite defender and leads the team with 47 steals. She is the highest scoring point guard in school history with 1,791 points, making her a top five scorer in school history, while holding a program's most starts and games played records with 149, as well as career minutes (4,382). **Daniels** was selected on the All-SEC Preseason Second Team, as chosen by the league's coaches

■ The Hogs lead the league in 3-pointers per game (9.3), which is 10th in the NCAA, 3-point attempts per game (30.0), a number that is third in the country, as well as turnovers per game (12.9), 20th in the country

■ Arkansas is one of two schools in the SEC to have finished in the top 50 in NET/RPI rankings in the past four years (South Carolina the other), and one of three in the SEC to qualify for the past five consecutive postseason tournaments (SC and Tennessee the others, including 2020 when the tournament was cancelled due to COVID-19)

■ Head coach **Neighbors** returns three starters from the 2022-23 team, seven total returners, while bringing in the No. 17 ranked recruiting class, according to ESPN

■ **Scott** comes to Fayetteville as a five-star prospect, No. 11 in the country, logging 36.2 points, 9.2 rebounds, 4.8 assists and 3.0 steals per game during her senior year of high school. Fellow freshman **Jenna Lawrence** was a four-star recruit, No. 61 recruit in the country, out of Farmington High School down the road, who won the 2023 4A Girls State Championship.

**Maryn Archer** was a January enrollee and three-star player out of Kansas, while JUCO transfer **Carly Keats** and Spanish National Team member **Cristina Sanchez Cerqueira** make up one of the most talented recruiting classes Arkansas has seen

### SCOUTING TEXAS A&M ABOUT THE AGGIES

■ Texas A&M is 17-8, 5-7 in the SEC, going into Thursday night's game

■ In the SEC Preseason Polls, Texas A&M was picked to finish sixth in the coaches and eighth in the media poll. Texas A&M was 9-20, 2-14 in SEC last season, but brought in a great group of transfers in head coach **Joni Taylor's** second season at the helm

■ **Janiah Barker** was chosen to the SEC Preseason First Team by the league's head coaches after an SEC All-Freshman Team year having averaged 12.7 points and 5.9 rebounds per game. Auburn transfer **Aicha Coulibaly** was chosen to the SEC Preseason Second Team by the media and coaches polls. She was named to the All-SEC Second Team as a junior after averaging 16.0 points and 6.5 rebounds per game along with 54 steals and 67 assists

■ This season, **Endyia Rogers** leads the Aggies with 12.8 points per game and 93 total assists

■ **Lauren Ware** has a team's best 8.5 rebounds per game with 48 total blocks and 10.1 points per game

■ **Coulibaly** leads the team with 53 total steals and averages 12.6 points per game

■ **Barker** averages 12.2 points and 7.8 rebounds per game

■ Texas A&M leads the league in defensive rebound percentage (.764)

### ABOUT THE HEAD COACH

■ **Joni Taylor** is in her second season at the helm of the Aggies after previously serving as the head coach at Georgia for seven years. She was tabbed 2021 SEC Coach of the Year and was a Naismith National Coach of the Year finalist that season

■ **Taylor** has guided her teams to four NCAA Tournament appearances and a trip to the SEC Tournament Title game in 2021, as well as has 166 career wins

■ Before being a head coach, served as an associate head coach and assistant coach at Georgia (2011-15), as well as was an assistant at LSU, Alabama, Louisiana Tech and Troy

### SERIES HISTORY OF TEXAS A&M VS. ARKANSAS

■ Arkansas leads Texas A&M in the series, 24-15 in a series that dates back to 1981

■ Since A&M joined the league in 2013, Arkansas is 2-11 in SEC regular season games

■ Arkansas is 8-8 against Texas A&M in games played in College Station

■ Head coach **Mike Neighbors** is 4-8 vs. Texas A&M in his coaching career

■ Arkansas snapped a seven-game regular season losing streak to A&M, three-game losing skid overall (including SEC Tournament games), after defeating Texas A&M, 78-65, last season.

**Samara Spencer** led the Hogs with 19 points, five rebounds and five assists, while **Makayla**

## BENCHMARK PERFORMANCES

10+ POINTS	19-20	20-21	21-22	22-23	23-24	TOT
Samara Spencer	-	-	20	27	20	67
Taliah Scott	-	-	-	-	19	19
Makayla Daniels	12	19	19	27	18	95
Saylor Poffenbarger	-	-	-	13	14	27
Maryam Dauda	-	-	-	4	13	17
Carly Keats	-	-	-	-	6	6
Karley Johnson	-	-	-	0	1	1
Jenna Lawrence	-	-	-	-	1	1
Sasha Goforth	-	12	21	-	-	33
Emrie Ellis	-	-	1	0	-	1

20+ POINTS	19-20	20-21	21-22	22-23	23-24	TOT
Taliah Scott	-	-	-	-	13	13
Samara Spencer	-	-	3	8	5	16
Makayla Daniels	2	1	5	5	4	17
Saylor Poffenbarger	-	-	-	2	2	4
Sasha Goforth	-	2	1	-	-	3

30+ POINTS	19-20	20-21	21-22	22-23	23-24	TOT
Taliah Scott	-	-	-	-	3	3
Samara Spencer	-	-	0	1	1	2
Makayla Daniels	0	0	2	1	-	3

5+ 3-POINTERS	19-20	20-21	21-22	22-23	23-24	TOT
Taliah Scott	-	-	-	-	4	4
Makayla Daniels	1	0	1	0	3	5
Saylor Poffenbarger	-	-	-	0	1	1
Samara Spencer	-	-	1	2	-	3
Sasha Goforth	-	1	0	-	-	1

50+ FG% (8 FGA)	19-20	20-21	21-22	22-23	23-24	TOT
Makayla Daniels	4	3	9	4	6	26
Maryam Dauda	-	-	-	0	6	6
Saylor Poffenbarger	-	-	-	5	5	10
Samara Spencer	-	-	8	8	4	20
Taliah Scott	-	-	-	-	3	3
Sasha Goforth	-	5	7	-	-	12

10+ REBOUNDS	19-20	20-21	21-22	22-23	23-24	TOT
Saylor Poffenbarger	-	-	-	9	17	26
Maryam Dauda	-	-	-	0	5	5
Samara Spencer	-	-	0	0	1	1
Sasha Goforth	-	1	3	-	-	4
Makayla Daniels	0	0	1	0	-	1

20+ REBOUNDS	19-20	20-21	21-22	22-23	23-24	TOT
Saylor Poffenbarger	-	-	-	-	2	2

5+ ASSISTS	19-20	20-21	21-22	22-23	23-24	TOT
Samara Spencer	-	4	5	13	9	27
Makayla Daniels	3	2	6	4	4	20
Maryam Dauda	-	-	-	0	1	1
Saylor Poffenbarger	-	-	-	6	-	6
Sasha Goforth	-	1	0	-	-	1

3+ BLOCKS	19-20	20-21	21-22	22-23	23-24	TOT
Maryam Dauda	-	-	-	1	10	11
Saylor Poffenbarger	-	-	-	3	5	8
Sasha Goforth	-	1	11	-	3	15
Emrie Ellis	-	-	2	0	2	4

10+ BLOCKS	19-20	20-21	21-22	22-23	23-24	TOT
Maryam Dauda	-	-	-	0	1	1

3+ STEALS	19-20	20-21	21-22	22-23	23-24	TOT
Makayla Daniels	5	4	1	10	7	27
Saylor Poffenbarger	-	-	-	0	5	5
Samara Spencer	-	-	2	5	2	9
Maryam Dauda	-	-	-	0	2	2
Sasha Goforth	-	1	2	-	1	4

DOUBLE-DOUBLES	19-20	20-21	21-22	22-23	23-24	TOT
Saylor Poffenbarger	-	-	-	4	9	13
Maryam Dauda	-	-	-	0	3	3
Samara Spencer	-	-	0	2	1	3
Sasha Goforth	-	1	3	-	-	4
Makayla Daniels	0	0	1	0	-	1

## Stat Comparison

UA	TAMU
72.5	Scoring ..... 69.5
66.8	Opp. Scoring ..... 56.2
.384	FG % ..... 40.9
.386	Def. FG% ..... 36.1
.310	3-pt. % ..... 26.5
9.3	3-pt./gm ..... 5.1
.735	FT% ..... 66.9
39.3	Reb./gm ..... 44.4
11.3	Assists/gm ..... 15.6
12.9	TO/gm ..... 14.1
+2.2	TO Margin ..... +2.2
6.4	Steals/gm ..... 8.6
5.6	Blocks/gm ..... 4.1

## 2023-24 SOUTHEASTERN CONFERENCE STANDINGS

CONFERENCE STANDINGS												
	W-L	Pct	H	A	W-L	Pct	H	A	H	W-L	W-TOT	W-TOT
South Carolina	12-0	1.000	6-0	6-0	25-0	1.000	13-0	10-0	2-0	W25	4-0	4-0
LSU	9-3	.750	5-1	4-2	22-4	.846	14-1	8-2	2-1	W4	1-1	1-2
Tennessee	9-4	.692	5-1	4-3	16-9	.640	10-3	5-4	1-2	W1	0-1	1-5
Ole Miss	8-4	.667	4-2	4-2	18-7	.720	9-4	8-3	3-0	W2	0-2	0-3
Alabama	7-5	.583	3-3	4-2	20-7	.741	13-3	5-3	2-1	W1	0-1	1-2
Mississippi State	7-5	.583	3-3	4-2	20-7	.741	10-4	7-3	3-0	L2	1-1	1-1
Arkansas	6-6	.500	4-2	2-4	18-9	.667	10-4	4-4	4-1	W1	0-2	1-2
Vanderbilt	6-7	.462	2-5	4-2	19-8	.704	11-5	8-3	2-0	L1	0-2	0-3
Texas A&M	5-7	.417	2-4	3-3	17-8	.680	11-4	5-4	1-0	L2	0-2	0-3
Auburn	5-7	.417	4-2	1-5	18-9	.667	12-3	4-6	0-0	L1	1-1	1-1
Florida	4-8	.333	3-3	1-5	13-11	.542	7-4	3-7	3-0	L2	0-2	0-3
Kentucky	3-9	.250	3-3	0-6	10-18	.357	10-5	0-8	0-3	W1	0-3	0-6
Missouri	2-10	.167	1-5	1-5	11-14	.440	8-5	2-7	1-2	L7	0-3	1-4
Georgia	2-10	.167	2-4	0-6	11-14	.440	7-6	1-7	3-1	L3	0-1	0-1

## 2023-24 SEC Preseason Media Poll

1. LSU
2. South Carolina
3. Tennessee
4. Ole Miss
5. Mississippi State
6. Arkansas
7. Georgia
8. Texas A&M
9. Alabama
10. Florida
11. Missouri
12. Auburn
13. Kentucky
14. Vanderbilt

## 2023-24 SEC Preseason Coaches' Poll

1. LSU
2. South Carolina
3. Tennessee
4. Ole Miss
5. Mississippi State
6. Texas A&M
7. Arkansas
8. Alabama
9. Georgia
10. Florida
11. Missouri
12. Auburn
13. Vanderbilt
14. Kentucky

**Daniels** finished with 12 points and four assists. The Hogs made a season-high 13 3-pointers and had 15 assists in the game

## LAST TIME OUT

- Arkansas defeated Missouri, 75-68, for the series sweep on Sunday
- The Hogs had a 20-point lead going into the fourth quarter, and despite a late surge by Missouri, the Hogs held on to win their 12th straight victory over the Tigers
- **Maryam Dauda** led the Hogs with 18 points with 8-of-12 shooting from the field, 13 in the third quarter. She added five rebounds, four assists and two blocks
- **Makayla Daniels**, who has never lost to Missouri in her 12 times playing the team, logging 14 points, six rebounds and two assists
- **Samara Spencer** recorded 14 points, five boards and six assists
- **Saylor Poffenbarger** tallied her ninth double-double of the season behind 13 points and 11 rebounds
- In her first appearance back on the court after a broken nose, **Carly Keats** had 11 points off the bench
- Arkansas outscored Missouri in the paint, 38-26, while also outrebounding the Tigers, 35-31

## AN ARKANSAS WIN MEANS...

- Earning back-to-back SEC wins
- Going back above .500 in SEC play
- An important victory against a team also in the middle of the SEC standings
- Winning a road Thursday SEC game for the first time since Jan. 20, 2022
- Winning two straight over Texas A&M and improving to 4-6 in the last 10 meetings
- Elevating all-time series record vs. the Aggies to 25-15
- Reaching seven SEC wins for the 12th time, fourth time in a row in the **Mike Neighbors** era, in school history
- **Makayla Daniels'** 98th career victory

## POFF OFF, QUEEN SAYLOR

- **Saylor Poffenbarger** is a big guard who can be placed at all five positions on offense and defense. She has established herself as one of the best defensive rebounders in the country
- Coming off her ninth double-double of the season behind 13 points off 5-of-10 shooting and 11 rebounds with two assists, one block and one steal vs. Missouri at home
- Logged back-to-back 20-point games with her seventh double-double of the season behind 23 points and 11 rebounds against Alabama after she matched a career-high 24 points off a career-high eight 3-pointers at Missouri during her mother, **Amy Fordham's**, Alumni Weekend
- She was one 3-pointer shy of tying the school record for most 3-pointers in a game, with her eight tying for second with **Amber Ramirez** (vs. Alabama on Feb. 28, 2021), **Lyndsay Harris** (vs. Georgia on Jan. 13, 2011) and **Wendi Willits** (vs. Oral Roberts on Nov. 28, 1996)
- Has four games with 19+ rebounds this season, being the only player in Arkansas history to achieve this feat in their career
- Broke the single-game rebounding record with 23 boards at No. 15 Florida State. The rebounding record was previously held by **Shelly Wallace** for 35 years, who had 22 rebounds vs. SMU on Feb. 13, 1988
- Notable rebounding performances: 21 (3 0, 18 D) vs. ULM, 14 (4 0, 10 D) at Arkansas State, 23 (4 0, 19 D) at Florida State, 19 (5 0, 14 D) vs. Illinois, 19 (2 0, 17 D) vs. UIW, 15 (2 0, 13 D) at Kentucky, 17 (4 0, 13 D) vs. Georgia and 14 (5 0, 9 D) at Alabama
- Logged 10+ boards in 18 games, 15+ boards in six games and 20+ boards in two games
- SEC statistical rankings: first in defensive rebounds/game (9.81), second in rebounds/game (11.88) and 3-point field goal attempts (144), sixth in 3-pointers made/game (1.96), eighth in minutes/game (32.01) and 10th in blocks/game (1.23)
- SEC games statistical rankings: first in defensive rebounds/game (9.00), fourth in rebounds/game (10.73) and 3-pointers made/game (2.36), sixth in 3-point field goal percentage (.382), 14th in blocks/game (0.91) and 15th in minutes/game (33.11)
- NCAA statistical rankings: second in defensive rebounds/game, fourth in rebounds (309) and fifth in rebounds/game
- **Poffenbarger's** 23 rebounds vs. Florida State is the most by an SEC player this season, which is second in the NCAA, while her 21 vs. ULM is tied for the second most by league players. Her eight 3-pointers at Missouri is the most by a player in an SEC game and second most overall
- Among active SEC players, sits No. 12 in career rebounds (564) in 63 games
- Leads team in rebounds, defensive rebounds (255) and double-doubles (9)
- Has logged 24 more offensive rebounds in 26 games this year than she registered all season in 2022-23 (54 vs. 30)
- In the Arkansas record book, sits second in career defensive rebounds (480), single-season defensive rebounds and a tie for second in individual season double-doubles and fourth in single-season rebounds (309), which surpassed her 255 in 37 games last season as a redshirt freshman
- Named to All-SEC Freshman Team and racked up five SEC Freshman of the Week awards, which tied a school record, in 2022-23
- Spent second half of the 2020-21 season at UConn as an early enrollee, the No. 30th ranked player in the 2021 class

## SUNSHINE STATE SAM

- South Florida product **Samara Spencer** has made an impact for the Hogs from the moment she stepped foot on campus
- One of the fastest on the court by easily beating her defenders to the rack, gets to the free throw line frequently and catches fire from beyond the arc
- Recorded 14 points, five rebounds and six assists vs. Missouri at home
- One of the best performances of her career came at Alabama, where she tallied her third career double-double, first this season, behind a season-high 31 points and a career-high 14 rebounds
- Surpassed 1,000 career points to become the 33rd member of the 1K club at Arkansas at No. 15 Florida State with 15 points



■ SEC statistical rankings: second in free throw makes (105) and minutes/game (34.23), third in free throw attempts (140), eighth in field goal attempts (337), 11th in assists/game (3.70), 14th in free throw percentage (.750) and 16th in scoring (13.67)

■ SEC games statistical rankings: second in minutes/game (37.26), fourth in assists/game (4.50), 11th in free throw percentage (.779), 12th in scoring (15.83) and assist/turnover ratio (1.23), 14th in defensive rebounds/game (4.75) and 20th in rebounds/game (5.83)

■ NCAA statistical rankings: 35th in free throw attempts and 40th in free throw makes

■ Leads team in assists (100), free throw makes and free throw attempts

■ Her 29 field goal attempts vs. Alabama is the most by a player in the SEC. She is one of 10 in the league to go 1,000 from the line (w/ minimum seven attempts) when she was 7-of-7 from the charity stripe at Florida

■ Among active SEC players, fourth in career assists (350) and eighth in career scoring (1,279), being one of 13 in the league to score 1K points in their SEC playing careers

■ Sits No. 11 in the career assists and No. 21 in career points in Arkansas history

■ Finished her sophomore campaign with 27 double-digit scoring games, eight 20-point performances, two double-doubles in points and assists and had 13 games with 5+ assists

■ Logged a career-high 32 points vs. Oral Roberts, shooting 10-of-17 from the field with a career-high six 3-pointers last season

■ Named the 2022 SEC Freshman of the Year

## RETURN OF THE MAK

■ Granted a fifth year of eligibility due to COVID-19, **Makayla Daniels** is making the most of it and finishing what she started at Arkansas

■ Scrappy player, creates for herself and teammates and an incredibly underrated defender who can hold a team's leading perimeter player to below their scoring average

■ Coming off 14 points, six rebounds, two assists and one steal vs. Missouri at home. Also drew seven fouls and continued her streak with beating Missouri to 12 games

■ Logged a season-high 26 points at Florida, where she had a perfect 1.000 field goal percentage going into the fourth quarter. She finished shooting 8-of-12 from the field, 5-of-6 from 3-point and 5-of-5 from the line

■ Named to Fort Myers Tip-Off All-Tournament Team, having logged a game-high 22 points off five 3-pointers with eight rebounds vs. Wisconsin, as well as registered six assists vs. Marquette

■ SEC statistical rankings: third in minutes/game (33.86), 10th in 3-pointers/game (1.78) and 13th in steals/game (1.74)

■ SEC games statistical rankings: fourth in minutes/game (35.82), seventh in 3-point field goal percentage (.368) and 3-pointers/game (2.08), 10th in free throw percentage (.788) and 19th in scoring (14.33)

■ Holds second most steals (239), third most points (1,791) and assists (386) and 14th most rebounds (545) among active players in the SEC

■ School record holder in games played and started, both with 149, and minutes (4,382)

■ **Daniels** has started in every game since her freshman year, being just one of 16 in the country to start in all games available for with 100+ starts

■ Highest scoring point guard in school history and just moved to No. 5 on the all-time scoring list on Sunday

■ Arkansas records: holds games started, games played and minutes records, tied for third in steals, fourth in free throws attempted (564), fifth in free throws made (432) and 3-pointers attempted (653), sixth in 3-pointers made (227), ninth in assists and 27th in rebounds

■ Leads team in steals (47) and 3-point FG percentage (.358)

■ The only player in school history to register 1,700 points, 500 rebounds, 300 assists and 200 steals in their career

■ One of three SEC WBB players selected to participate in the NCAA Above the Rim Summit during the Final Four Weekend in Cleveland from April 5-7

## WHAT'S HE SAYIN'?

Trying to figure out what Coach Neighbors is saying on the bench? Don't worry – he has a language all his own.

Coach Neighbors plays Positionless Basketball. Instead of having guards, forwards and centers, he has Rabbits, Rackers, Locks and Dragons.



Rabbits run the floor and look to score quickly with a layup.



Rackers bring the ball up the floor and are trying to get to the rack.



Locks, generally good three-point shooters, are trying to win the race to the corners.



The Dragon is the last player down the court, dragging behind the others.

■ Named All-SEC Preseason Second Team twice in a row, including at the beginning of this 2023-24 season

■ Paced the team with 56 steals and was third in scoring with 13.2 points/game last season

■ Logged 27 double-digit scoring games with 12 4+ assists contests in 2022-23

■ Was No. 1 on Sportscenter for her buzzer beater against Vanderbilt

## KEEPING IT 100

→ **Makayla Daniels** is one of 16 players in collegiate women's basketball to start in all games they have appeared in with a minimum 100 contests

→ Third most starts among active players (as of games played through 2/19)

■ 151 - Kyla McMakin (St. Louis)

■ **149 - Makayla Daniels (Arkansas)**

■ 149 - Jordan King (Marquette)

■ 148 - Elizabeth Kitley (Virginia Tech)

■ 146 - Courtney Whitson (Middle Tennessee)

■ 136 - Anna DeWolfe (Notre Dame)

■ 136 - Ivy Turner (EKU)

■ 131 - Kenna Squier (NJIT)

■ 126 - Caitlin Clark (Iowa)

■ 126 - Delaney Richason (Vermont)

■ 126 - Emma Utterback (Vermont)

■ 125 - Leilani McIntosh (Cal)

■ 118 - Amber Brown (St. Johns)

■ 116 - Sammi Mikonowicz (Toledo)

■ 113 - Lauren Gustin (BYU)

■ 100 - Kayla Padilla (USC)

## NEVER A DAUDA

■ **Maryam Dauda** has made a big jump from her first year on the court to this season, starting in all 26 games at the post. She brings a great inside game and has the ability to knock down the 3-ball

■ Coming off a career-high 18 points off 8-of-12 shooting from the field, while logging 13 points in the third quarter vs. Missouri. Also logged five rebounds, four assists and two blocks against the Tigers

■ Logged a near triple-double behind eight points, 12 rebounds and 10 blocks, as well as five assists, two steals and zero fouls at Alabama. Her 10 blocks set a single-game school record, which was previously held by **Robyn Irwin**, in which she had nine in 1988

■ Was the first Hog in school history to have a double-double behind rebounds and blocks

■ Her 10 blocks is second most by an NCAA player in a game this year, most against a DI

## OUR RECORD WHEN...

Overall .....	18-9
Home / Away / Neutral .....	10-4/4-4/5-1
SEC .....	6-6
Home / Away .....	4-2/2-4
White Uniforms .....	12-3
White w/ Pink Uniforms .....	1-1
Cardinal Uniforms .....	4-3
Anthracite Uniforms .....	1-0
Turquoise Uniforms .....	1-0
Pink Uniforms .....	0-1

## LEADS/QUARTERS/HALFTIME/OT

Leading after the 1st quarter .....	11-2
Leading after the 2nd quarter/Half .....	14-2
Leading after the 3rd quarter .....	15-2
Leading at the half, home .....	8-1
Leading at the half, road/neutral .....	6-1
Tied at the half, home .....	0-0
Tied at the half, road/neutral .....	0-0
Games decided by 5 points or fewer .....	6-3
Games decided by 10 points or fewer .....	7-4
Leading with 5:00 left .....	18-1
Leading with 2:00 left .....	17-0
Overtime games .....	0-0

## OFFENSE

Scoring less than 70 points .....	6-6
Scoring 70-79 points .....	5-2
Scoring 80-89 points .....	6-1
Scoring 90-99 points .....	0-0
Scoring 100+ points .....	1-0
2 Players Or Less in Double Figures .....	3-2
3 Players in Double Figures .....	6-3
4 Players in Double Figures .....	5-2
5 Players in Double Figures .....	4-1
5+ Players in Double Figures .....	0-0
When shooting 50 percent or higher .....	1-0
When shooting less than 50 percent .....	17-9

## REBOUNDING/TURNOVERS

When outrebounding opponent .....	12-0
When outrebounded .....	6-9
When rebounds are even .....	0-0
When grabbing 10+ offensive reb .....	11-3
When forcing 15+ turnovers .....	9-5
When committing less than 15 turnovers .....	12-5
When committing 15+ turnovers .....	6-4

## Top Scorers (Includes Ties)

Scott .....	
ULM, MSU, LR, @A-State, UCA, MU, @FSU, UCLA, LA Tech, UAPB, Uofl, UIC, UIW, AUB, @TENN	
Spencer .....	SAM, Uofl, @UK, @Bama, @LSU
Daniels .....	UW, UGA, UK, @UF
Poffenbarger .....	UCA, @MIZ, Bama
Dauda .....	MSU, MIZ

## Top Rebounders (Includes Ties)

Poffenbarger .....	
ULM, MSU, LR, @A-State, MU, @FSU, UCLA, LA Tech, UAPB, SAM, Uofl, UIC, UIW, @UK, UGA, @Bama, @MIZ, Bama, AUB, @UF, @TENN, MIZ	
Dauda .....	UCA, UW, MSU, UK
Daniels .....	@LSU, @TENN
Spencer .....	@Bama, UK

## Months

November .....	7-1
December .....	5-2
January .....	4-3
February .....	2-3
March .....	0-0



team, and the most by an SEC player this season.

- Registered back-to-back double-doubles vs. Mississippi State (17 points & 13 rebounds) and at Alabama (10 blocks & 12 rebounds), the firsts of her career

- Came up with a buzzer-beater layup vs. Illinois, the first buzzer beater of her career

- Has tallied 13 double-digit scoring games, as well as 15 games with 6+ rebounds and 20 with 2+ blocks

- **Dauda** has swatted 2+ shots in 17 of the past 20 games

- SEC statistical rankings: third in blocks/game (2.41), 12th in rebounds/game (6.78) and 13th in offensive rebounds/game (2.48)

- SEC games statistical rankings: first in blocks/game (3.00), sixth in offensive rebounds/game (3.08) and 12th in rebounds/game (7.33)

- NCAA statistical rankings: 13th in total blocks (65) and 19th in blocks/game

- Among active SEC players, sits tied for No. 10 in career blocks (87)

- Leads team in blocks, offensive rebounds (67) and field goal percentage (.455)

- Her 65 blocks is the fifth most in a single season by a Hog

- A part of the SEC Basketball Leadership Council

- Last season, appeared in 35 games off the bench, finishing second in offensive rebounds (45) and fourth in blocks (22) on the team

- A top player out of high school as the No. 13 player in the country and a McDonald's All-American

## T MONEY!

- **Taliah Scott** brings a lot of hype after an incredible high school/prep career

- Shifty guard with great shooting ability, can get to the free throw line and take charges

- Did not play vs. Missouri due to serious family issue

- Logged back-to-back 20-point games, including 23 points, two rebounds, two assists and two steals at Tennessee

- Has logged 13 20-point games, marking the first time since 2020-21 a Hog has recorded 10+ 20-point games in a season (Chelsea Dungee did it three consecutive seasons from 2018-21)

- Named to the West Palm Beach Classic All-Tournament Team after tying a game-high 17 points vs. Illinois and following that up with another game-high 26 points while matching a career-high six rebounds vs. UIC

- Tabbed SEC Freshman of the Week five times in eight weeks of the season, which tied a program record with **Saylor Poffenbarger** and **C'eira Ricketts**

- Recognized as back-to-back-to-back-to-back SEC Freshman of the Week in weeks 2-5, becoming the first player to win a weekly award in four straight weeks

- **Scott's** 29 points against ULM marked a best for an Arkansas freshman in their debut

- SEC statistical rankings: was leading the league in scoring (22.10) and minutes/game (36.43), as well as was second in 3-pointers/game (2.60) and field goal attempts (371), third in free throw percentage (.838) and seventh in field goals made (151) before missing the Missouri game. Has not played in over 75 percent of games for her stats to show up in the SEC stat rankings

- NCAA statistical rankings: 11th in points/game (before Sunday's absence) and 20th in minutes/game

- Her 14 3-point attempts vs. UAPB and at Tennessee (tied for most in SEC games) is tied for the second most by a player in the SEC. The 27 field goal attempts at Tennessee is also the second most by an SEC player this season. She is one of 10 players in the league to go 1,000 from the line in a game (with seven minimum attempts) after going 9-of-9 from the charity stripe at Arkansas State. Also went 6-of-6 from the line at Florida, one of 10 in the league to go 1,000 from the line (six minimum attempts) in SEC games

- Only player in the SEC to average 20.0+ points/game

- Leads team in points, field goal makes and field goal attempts, 3-pointers (52) and 3-point attempts (176), free throw percentage and minutes/game

- Five-star prospect and No. 11 ranked player, according to HoopGurlz Recruiting Rankings, along with being named a McDonald's All-American and Gatorade Florida Girls Basketball Player of the Year

- During her senior season, led the country most of the year in scoring with 36.2 points per game, along with 9.2 rebounds, 4.8 assists and 3.0 steals per game

## IN GOOD COMPANY

- **Taliah Scott** has 442 points in her first 20 games, which is 41 more than **Kelsey Plum's** 401 to start out her freshman year for **Mike Neighbors** at Washington and 110 more than **Chelsea Dungee's** first 20 at Arkansas (333)

## KJ WAS READY FOR THIS

- **Karley Johnson** has been stepping up big time for the Hogs when the team has really needed her

- Coming off third start of the season behind five points off 2-of-3 shooting, four rebounds and one steal in 27 minutes vs. Missouri at home

- Had her breakout game vs. Kentucky when the Hogs had two starters out, registering a career-high 14 points and six rebounds in a career-high 36 minutes in the start vs. the Wildcats

- Averaged 3.0 points and 1.7 rebounds per game in 15 games played and one start. Has played in all but one of the team's 12 SEC contests

- Made her first appearance of the season against Little Rock, playing all 10 minutes in the fourth quarter

- Played in 10 games as a freshman in 2022-23

## SKEATS-SKEAT!!

- Juco product **Carly Keats** started in six straight games before suffering a broken nose at Missouri

- After missing four games, made her return vs. Missouri at home, logging 11 points with two 3-pointers off the bench in 25 minutes. Had all of her points in the first half to provide an offensive spark for the Hogs

- Delivered when her number was called vs. Georgia, earning her first career start and recording a career-high 16 points with two assists, while playing all 40 minutes

- Has six double-digit scoring games and five with 3+ 3-pointers made, while scoring double digits in five of eight SEC contests

- Named an All-Region 23 Team at Jones College, making

## BY THE NUMBERS

# 1,791

DeHorney. She is also the highest scoring point guard in school history

# 1,279

Neighbors' era. She has 1,279 points, which is No. 21 in school history

# 309

Saylor Poffenbarger has 309 total rebounds this season, which passed her freshman record-breaking total from last season. She also has 480 total defensive rebounds in her career, which is No. 2 in school history

# 14

Prior to Arkansas' game vs. Kentucky, the most points Karley Johnson ever scored in a game was six. Stepping up when her name was called, she scored a career-high 14 points in her first career start

# 10

Maryam Dauda broke a 35-year-old school record in single-game blocks with 10 vs. Alabama. The previous record was nine by Robyn Irwin, who had nine on Dec. 19, 1987

# 8

Poffenbarger drained eight 3-pointers at Missouri to mark a career-high and become the second most triples scored in a game by a player in school history to tie Amber Ramirez, Lyndsay Harris and Wendi Willits, who each had eight 3-pointers in a single game

# 2

Only two schools have finished in the top 50 in the RPI/NET for the past four seasons: Arkansas and South Carolina

## GAME-BY-GAME STARTERS

OPPONENT	1	2	3	4	5
ULM	Daniels	Spencer	Scott	Poffenbarger	Dauda
Murray State	Daniels	Spencer	Scott	Poffenbarger	Dauda
Little Rock	Daniels	Spencer	Scott	Poffenbarger	Dauda
at Arkansas State	Daniels	Spencer	Scott	Poffenbarger	Dauda
Central Arkansas	Daniels	Spencer	Scott	Poffenbarger	Dauda
Wisconsin	Daniels	Spencer	Scott	Poffenbarger	Dauda
Marquette	Daniels	Spencer	Scott	Poffenbarger	Dauda
at #15 Florida State	Daniels	Spencer	Scott	Poffenbarger	Dauda
#2 UCLA	Daniels	Spencer	Scott	Poffenbarger	Dauda
LA Tech	Daniels	Spencer	Scott	Poffenbarger	Dauda
UAPB	Daniels	Spencer	Scott	Poffenbarger	Dauda
Samford	Daniels	Spencer	Scott	Poffenbarger	Dauda
Illinois	Daniels	Spencer	Scott	Poffenbarger	Dauda
UIC	Daniels	Spencer	Scott	Poffenbarger	Dauda
UIW	Daniels	Spencer	Scott	Poffenbarger	Dauda
at Kentucky	Daniels	Spencer	Scott	Poffenbarger	Dauda
Georgia	Daniels	Keats	Spencer	Poffenbarger	Dauda
Mississippi State	Daniels	Keats	Spencer	Poffenbarger	Dauda
at Alabama	Daniels	Keats	Spencer	Poffenbarger	Dauda
at #10 LSU	Daniels	Keats	Spencer	Poffenbarger	Dauda
Kentucky	Daniels	Keats	Spencer	Johnson	Dauda
at Missouri	Daniels	Keats	Spencer	Poffenbarger	Dauda
Alabama	Daniels	Spencer	Johnson	Poffenbarger	Dauda
Auburn	Daniels	Spencer	Scott	Poffenbarger	Dauda
at Florida	Daniels	Spencer	Scott	Poffenbarger	Dauda
at Tennessee	Daniels	Spencer	Scott	Poffenbarger	Dauda
Missouri	Daniels	Spencer	Johnson	Poffenbarger	Dauda

The different starting lineup combos this season is the most Coach Neighbors has ever had, to his knowledge

Daniels, Spencer, Scott, Poffenbarger, Dauda: 13-6

Daniels, Keats, Spencer, Poffenbarger, Dauda: 3-2

Daniels, Spencer, Keats, Johnson, Dauda: 1-0

Daniels, Spencer, Johnson, Poffenbarger, Dauda: 1-1

55 3-pointers for a 34.8 percentage and averaging 9.7 points, 3.7 rebounds and 3.5 assists per game

■ Big in Jones winning its seventh straight region crown to punch a ticket to the NJCAA DI Tournament and an Elite 8 appearance

## LET'S GO 55

■ **Emrie Ellis** is always ready to take the court when her name is called, benefitting from playing a lot as a freshman

■ Coming off one rebound in four minutes off the bench vs. Missouri at home

■ Has missed eight total games this year dealing with Tommy John, a rare basketball injury to her elbow

■ Logged season-high three blocks at No. 15 Florida State and at Tennessee

■ Her presence was huge at Arkansas State, where she knocked down back-to-back 3-pointers to finish with six points and one assist, while tallying a +20 efficiency in less than 13 minutes played

■ Last year as a sophomore, she played in 28 games, tacking on more valuable minutes in the latter part of the season

■ As a freshman, **Ellis** rejected five shots against UAPB, which was the most blocks in a single game by a Hog freshman since 2014

■ No. 48 overall recruit in ASGR's 2021 recruiting rankings and named Ada News All-Area Co-Player of the Year in 2021

## REPPIN' HER HOME STATE

■ **Jenna Lawrence** was a four-star prospect and No. 61 overall player in the 2023 HoopGurlz Recruiting Rankings

■ Talled three points and two rebounds in 11 minutes played at Tennessee

■ Played nearly nine minutes at Missouri, nailing down a 3-pointer at the buzzer at the end of the third quarter, which put the Hogs up for good. Finished with game with three points, three rebounds, two steals and one block

■ Provided a big spark for the Hogs when the team was in an extended scoring drought vs. Mississippi State, logging six points off two 3-pointers, her first multi-3-pointer game of her career

■ Recorded her first career double-digit scoring game with 10 points off 3-of-4 shooting from the field vs. LA Tech

■ Led Farmington High School to a 4A girls state championship, being named the MVP after averaging 18.7 points and 7.1 rebounds per game as a senior

## SPANISH SPECIAL

■ Arkansas WBB's seventh ever international player in **Cristina Sanchez Cerqueira** is a member of the Spanish National Team

■ Registered one block and played four minutes at Tennessee

■ Has played in five SEC games

■ Played nearly two minutes vs. Kentucky, finishing that game with two points and one rebound

■ Logged first collegiate field goal vs. Marquette

■ Represents her country in 3x3 tournaments, including just recently at the FIBA 3x3 World Cup in Debrecen, Hungary

■ With Segle XXI, played in 26 games, averaging 6.4 points, 5.4 rebounds and 1.3 steals per game last season

## WHO IS READY FOR SOME BEA-BALL?

■ All-American soccer player **Bea Franklin** has joined the Hogs (as of late November) after an incredible five-year collegiate career on the pitch

■ Has not been with the team for the past month, as she has been drafted in the NWSL by the Chicago Red Stars in the third round, 41st overall pick. Camp started Tuesday, Jan. 23

■ Has played in three basketball games, most recently 2.5 minutes vs. Georgia

■ **Franklin** was a three-sport athlete at Seattle Prep, playing soccer, basketball and tennis

■ She led Seattle Prep to a 20-9 record in 2016-17, averaging 9.9 points, 4.6 rebounds, 4.1 assists and 1.5 steals per game that year. This was all happening while **Mike Neighbors** was the head coach at Washington

■ She is coming off being named the 2023 SEC Midfielder of the Year and Scholar-Athlete of the Year, while a two-time All-SEC recipient

## CALL THOSE HOGS!

■ A 5-11 product out of Fayetteville High School, **Loren Lindsey** joined the team as a walk-on, appearing in nine games as a freshman

■ **Lindsey** made her first appearance of the season vs. Little Rock, coming off injury, logging one assist in 3.5 minutes

■ **Maryn Archer** enrolled early in January with the Hogs, coming into Fayetteville as a three-star prospect

■ Prep Girls listed her as the No. 29th overall recruit in the country

## PHENOM PHOENIX

■ Fall signee **Phoenix Stotijn** is enrolling early to Arkansas, and is a member of the Netherlands National Team

■ Will not play in the second half of the season, but will be a practice player and travel with the team

■ The 5-9 combo guard of the Netherlands played for Triple Threat, logging 13.6 points, 3.6 rebounds and 1.5 steals per game in the team's eight games

■ Eighth ever international player at Arkansas

## YEAH, THAT'S A DEEP BACKCOURT

■ Arkansas has one, if not the most, stacked backcourts in the country led by guards **Makayla Daniels** and **Samara Spencer**, who are joined by newcomers **Taliah Scott** and **Carly Keats**

■ Among **Daniels**, **Scott** and **Spencer**, the three average 47.9 points per game (66.1 percent of the team's 72.5 points per game)

■ **Daniels**, **Spencer**, **Scott** and **Keats** accounted for 69 of the team's 100 points (69 percent) vs. LA Tech

■ In Arkansas' season opener vs. ULM, **Daniels**, **Scott** and **Spencer** combined for 62 of the team's 81 points (76 percent)

■ Last season, **Daniels** and **Spencer** combined for 27.6 points, 7.8 rebounds, 7.1 assists and 2.7 steals per game

■ The dynamic duo of **Daniels** and **Spencer** has combined for a career 244 games played, 3,070 points and 736 assists with the eight years of collegiate ball added up between the two

## CLEAN BASKETBALL

■ Arkansas is tied for the least turnovers per game in the SEC with 12.9, which is 20th in the country

■ The Hogs played nearly 17 minutes before committing a turnover vs. Georgia

■ Arkansas had a season-low seven turnovers committed at No. 10/9 LSU

## DISCIPLINED BALL

■ Arkansas averages 14.3 fouls per game, which is the third lowest average in the SEC and 37th in the country

## RAINING TREYS

■ The Hogs lead the SEC in 3-pointers with 9.3 per game, which is 10th in the country

■ Arkansas leads the SEC and is third in the country in 3-point attempts/game (30.0)

■ Has registered 10+ 3-pointers in 14 games this season

■ Arkansas' season-high in 3-pointers made is 14, which the Hogs made vs. Louisiana Tech and Georgia

■ The Hogs attempted a program record 47 3-pointers at No. 10/9 LSU

■ Arkansas is tied for fourth in 3-point attempts in a season (809) and sixth in most 3-pointers made in a season (251)

## FINDING A HOME AT THE CHARITY STRIPE

■ The team is fourth in free throw makes/game (14.19) and free throw percentage (73.5) and sixth in free throw attempts/game (19.30) in the SEC

■ Arkansas is 49th in free throw makes/game in the NCAA

■ Arkansas went 20-of-20 from the free throw line at Florida, marking the fifth time in school history the Hogs have been perfect from the line with 10+ free throw makes. The 20-for-20 performance is one of the best showings for the Hogs in school history

■ The Hogs' 44 free throw attempts vs. ULM was the third most in a single game in school history. It is also tied for the ninth most in the country by a team this season

## WORKING ON DEFENSE

■ Arkansas has held two opponents to zero 3-pointers, including Illinois (0-8) and Kentucky (0-10)

■ Top defensive performances this year: holding Little Rock to 36 points (season best for Arkansas), limiting a hot shooting Florida State team to 28.6 percent shooting and 58 points, holding UIW to 48 points and 26.7 percent shooting, limiting Georgia to 26.6 percent shooting and a season-low 43 points, holding Alabama to 59 points on their home court and forcing 21 Kentucky turnovers

## SHOT BLOCKERS

■ Arkansas has some talented shot blockers on the team this season

■ The Hogs are No. 3 in blocks/game (5.6) in the SEC, which is 10th in the country

■ Arkansas' 151 total blocks through 27 games is the fourth most in a single season

■ **Maryam Dauda** has logged 65 blocks this season, which accounts for 43 percent of the team's total

## REBOUND IT!

■ Arkansas is fourth in defensive rebounds/game (28.9) in the SEC

■ Nationally, the Hogs are 27th in defensive rebounds/game

■ **Saylor Poffenbarger's** 11.9 rebounds/game accounts for 30 percent of the team's 39.3 boards/game, as well as her 255 defensive boards is 34 percent of the team's 750 on the defensive end

## CONSISTENCY IN THE NEIGHBORS' ERA

■ Head coach **Mike Neighbors** has led the program to consistency, now entering his seventh season at the helm

■ Guided his teams to five straight postseason berths (including 2020 season, where team would have been lock for NCAA Tournament)

■ With another postseason appearance after this season, **Neighbors** will have matched the program record of six consecutive postseason qualifications, tying with his mentor **Gary Blair**

■ Only one of two teams in the SEC to have finished in the top 50 in the NET/RPI over the past four seasons (other team being South Carolina)

## SIGNED, SEALED, DELIVERED

■ **Jada Bates** announced signing with Arkansas on Tuesday, Nov. 21

■ **Bates** is 6-3 and chose Arkansas over 16 other D1 schools

■ She is one of the top small forwards in the state of Georgia, playing for McEachern High School. She is logging 9.1 points, 4.4 rebounds and 1.3 blocks per game in her senior year

## EUROPE TRIP

■ The Hogs went to Croatia and Greece this past summer, playing games and sightseeing Split and Dubrovnik in Croatia and Athens, Greece





## HOMEGROWN HOGS

**MARYAM DAUDA**  
R-SO. | F | BENTONVILLE, ARKANSAS

**SASHA GOFORTH**  
R-JR. | G | FAYETTEVILLE, ARKANSAS

**JENNA LAWRENCE**  
FR. | F | FARMINGTON, ARKANSAS

**LOREN LINDSEY**  
SO. | G | FAYETTEVILLE, ARKANSAS

- Four players on the roster are Arkansas natives and that starts from the top down with Mike Neighbors, who was born and raised in Greenwood, Arkansas and a UofA alum
- Maryam Dauda was a star at Bentonville HS, having left the school as the program record holder in scoring (1,401), rebounding (867) and blocks (339). She was No. 11 player in the country in the 2021 class and a McDonald's All-American
- Sasha Goforth is a Fayetteville HS product, rated as the No. 21 overall player in the 2020 class and named a McDonald's All-American
- Jenna Lawrence made her name known in NWA at Farmington HS, leading FHS to the 2023 4A state title and being named the MVP. She was the No. 61 ranked player in the 2023 recruiting class
- Loren Lindsey is another Fayetteville HS product, who was named to the All-Conference 6A West All-Defensive Team. She joined Arkansas as a walk-on



## OKLAHOMIES

**EMRIE ELLIS**  
JR. | F | VANOSS, OKLAHOMA

**KARLEY JOHNSON**  
SO. | G | OKLAHOMA CITY, OKLAHOMA

- Emrie Ellis is from a small town in Southeast Oklahoma and led Vanoss HS to the Class A State Final. She led the state in rebounds and blocks in 2018
- Karley Johnson is an Oklahoma City product and made her name known at Mustang HS, where she led the Broncos to a No. 12 state ranking as a junior and was second in state in taking charges



## MARYLAND MAGIC

**MAKAYLA DANIELS**  
GR. | G | FREDERICK, MARYLAND

**SAYLOR POFFENBARGER**  
R-SO. | G | MIDDLETOWN, MARYLAND

- Makayla Daniels was the first ever Maryland signee at Arkansas
- Daniels was named Maryland Miss Basketball and left Frederick HS as the all-time leading scorer (boys and girls)
- Saylor Poffenbarger was also a Maryland Miss Basketball winner and a two-time conference player of the year at Middletown HS. She was also the No. 30th ranked player in the 2021 class



## SUNSHINE STATE STARS

**TALIAH SCOTT**  
FR. | G | ORANGE PARK, FLORIDA

**SAMARA SPENCER**  
JR. | G | FORT LAUDERDALE, FLORIDA

- Taliah Scott is coming into Arkansas as a five-star, No. 11 ranked player in the country out of Orange Park, Florida. At St. Johns Country Day, she averaged 36.2 points per game as a senior and was named the Gatorade Florida Girls Basketball Player of the Year
- Samara Spencer led St. Thomas Aquinas to the state title during her senior season and was named the 2021 Broward County's 7A-6A Player of the Year



## SPAIN SPECIAL

**CRISTINA SANCHEZ CERQUEIRA**  
FR. | G | GRANADA, SPAIN

- Cristina Sanchez Cerqueira is Arkansas' seventh ever international player and represents her country by playing on the Spain National Team



## NOT IN KANSAS ANYMORE

**MARYN ARCHER**  
FR. | G | DERBY, KANSAS

- Took Derby HS to the 6A Semifinals as a sophomore and paced the team in steals and assists during her junior year



## THE SIP

**CARLY KEATS**  
SO. | G | CHOCTAW, MISSISSIPPI

- Led Neshoba Central to an unblemished 33-0 record and a 5A State Championship in Mississippi as a senior and was an All-Region 3-5A selection



# RECORD WATCH

## CAREER POINTS

1.	Bettye Fiscus (81-85)	2,073
2.	Shameka Christon (00-04)	1,951
3.	Chelsea Dungee (18-21)	1,903
4.	Jessica Jackson (14-17)	1,865
5.	<b>Makayla Daniels (19-pres.)</b>	<b>1,791</b>
6.	Delmonica DeHorney (87-91)	1,785
7.	Kimberly Wilson (93-97)	1,733
...		
19.	India Lewis (99-03)	1,308
20.	Amber Ramirez (19-22)	1,298
21.	<b>Samara Spencer (21-pres.)</b>	<b>1,279</b>
22.	Cheryl Orcholski (80-84)	1,239

## CAREER REBOUNDS

1.	Shelly Wallace (85-89)	1,013
2.	Bettye Fiscus (81-85)	785
...		
20.	Sarah Watkins (10-13)	604
21.	Sytia Messer (95-99)	603
22.	Erynn Barnum (19-23)	579
23.	<b>Saylor Poffenbarger (22-pres.)</b>	<b>564</b>
23.	Dana Cherry (99-03)	563
24.	Kiara Williams (16-20)	557
26.	Quistelle Williams (10-13)	548
27.	<b>Makayla Daniels (19-pres.)</b>	<b>546</b>
28.	Kelly Johnson (92-96)	534

## CAREER DEFENSIVE REBOUNDS

(Since 05-06)		
1.	Jessica Jackson (14-17)	513
2.	<b>Saylor Poffenbarger (22-pres.)</b>	<b>480</b>
	C'eira Ricketts (09-12)	470

## CAREER ASSISTS

1.	Amy Wright (98-02)	717
2.	Calli Berna (12-15)	667
3.	Amber Nicholas (88-92)	538
...		
7.	Brittney Vaughn (04-08)	424
8.	Rochelle Vaughn (02-06)	421
9.	<b>Makayla Daniels (19-pres.)</b>	<b>388</b>
10.	Malica Monk (16-19)	369
11.	<b>Samara Spencer (21-pres.)</b>	<b>360</b>
12.	Donna Wilson (87-89)	332
	Kimberly Wilson (93-97)	332

## CAREER FREE THROWS MADE

1.	Chelsea Dungee (18-21)	552
2.	Bettye Fiscus (81-85)	485
3.	Christy Smith (94-98)	461
4.	Delmonica DeHorney	451
5.	<b>Makayla Daniels (19-pres.)</b>	<b>432</b>
6.	Jessica Jackson (14-17)	389

## CAREER FREE THROWS ATTEMPTED

1.	Chelsea Dungee (18-21)	688
2.	Delmonica DeHorney (87-91)	648
3.	Bettye Fiscus (81-85)	622
4.	<b>Makayla Daniels (19-pres.)</b>	<b>563</b>
5.	Christy Smith (94-98)	551

## CAREER 3-POINTERS MADE

1.	Wendi Willits (97-01)	316
2.	Lyndsay Harris (09-12)	283
3.	Kimberly Wilson (93-97)	267
	India Lewis (99-03)	267
5.	Amber Ramirez (19-22)	261
6.	<b>Makayla Daniels (19-pres.)</b>	<b>227</b>
7.	Jessica Jackson (14-17)	198

## CAREER 3-POINTERS ATTEMPTED

1.	Lyndsay Harris (09-12)	858
2.	India Lewis (99-03)	787
3.	Wendi Willits (97-01)	771
4.	Kimberly Wilson (93-97)	673
5.	<b>Makayla Daniels (19-pres.)</b>	<b>653</b>
6.	Amber Ramirez (19-22)	608

## CAREER STEALS

1.	C'eira Ricketts (09-12)	321
2.	Tracy Webb (83-87)	293
3.	<b>Makayla Daniels (19-pres.)</b>	<b>239</b>
	Christy Smith (94-98)	239
5.	Calli Berna (12-15)	223
6.	Amber Nicholas (88-92)	220

## CAREER GAMES STARTED

1.	<b>Makayla Daniels (19-pres.)</b>	<b>149</b>
2.	C'eira Ricketts (09-12)	128
3.	Amy Wright (99-02)	125
4.	Malica Monk (16-19)	122

## CAREER GAMES PLAYED

1.	<b>Makayla Daniels (19-pres.)</b>	<b>149</b>
2.	Sarah Watkins (09-13)	131
	Amy Wright (98-02)	131
	Wendi Willits (98-01)	131

## CAREER MINUTES

1.	<b>Makayla Daniels (19-pres.)</b>	<b>4382</b>
2.	Calli Berna (11-15)	4239
3.	C'eira Ricketts (09-12)	4231
4.	Christy Smith (94-98)	3960

## INDIVIDUAL SEASON DEF. REBOUNDS

1.	Shelly Wallace (88-89)	270
2.	<b>Saylor Poffenbarger (23-24)</b>	<b>255</b>
3.	Shelly Wallace (87-88)	247
4.	<b>Saylor Poffenbarger (22-23)</b>	<b>225</b>
5.	Lauren Ervin (06-07)	190

## INDIVIDUAL SEASON REBOUNDS

1.	Shelly Wallace (88-89)	381
2.	Shelly Wallace (87-88)	329
3.	Lauren Ervin (06-07)	319
4.	<b>Saylor Poffenbarger (23-24)</b>	<b>309</b>
5.	<b>Saylor Poffenbarger (22-23)</b>	<b>255</b>
6.	Melissa Wolff (14-15)	251
7.	Ashley Daniels (10-11)	248

## INDIVIDUAL SEASON FREE THROWS MADE

1.	Chelsea Dungee (18-19)	229
2.	Chelsea Dungee (20-21)	177
...		
8.	Malica Monk (17-18)	114
9.	Kristin Peoples (04-05)	113
10.	Jessica Jackson (13-14)	111
11.	<b>Samara Spencer (22-23)</b>	<b>108</b>
12.	<b>Makayla Daniels (21-22)</b>	<b>103</b>
13.	Sarah Watkins (12-13)	101
	C'eira Ricketts (10-11)	101
15.	Jessica Jackson (14-15)	99
16.	Sarah Watkins (10-11)	97
17.	Alexis Tolefree (19-20)	95
18.	Dana Cherry (19-20)	93
	India Lewis (02-03)	93
	Dana Cherry (01-02)	93
Outside Looking in: Taliah Scott (23-24)		88

## INDIVIDUAL SEASON FREE THROW ATTEMPTS

1.	Chelsea Dungee (18-19)	275
2.	Chelsea Dungee (20-21)	224
...		
9.	Kristin Peoples (04-05)	163
10.	Malica Monk (10-11)	146
11.	Sarah Watkins (10-11)	141
12.	<b>Samara Spencer (23-24)</b>	<b>140</b>
13.	Jessica Jackson (13-14)	138
14.	Shameka Christon (01-02)	133

## INDIVIDUAL SEASON BLOCKS

1.	Delmonica DeHorney (89-90)	83
2.	Lauren Ervin (06-07)	76
3.	Delmonica DeHorney (90-91)	70
4.	<b>Sasha Goforth (21-22)</b>	<b>66</b>
5.	<b>Maryam Dauda (23-24)</b>	<b>65</b>
6.	Sarah Watkins (11-12)	63
7.	Sarah Watkins (10-11)	58
8.	Kiara Williams (18-19)	54
	Delmonica DeHorney (87-88)	54
10.	Shameka Christon (01-02)	53
...		
19.	Jessica Jackson (15-16)	33
	Jessica Jackson (14-15)	33
	Ayana Brereton (07-08)	33
	Whitney Jones (06-07)	33

Outside looking in: Saylor Poffenbarger (23-24) 32

## INDIVIDUAL SEASON DOUBLE-DOUBLES

(Since 02-03)		
1.	Lauren Ervin (06-07)	14
2.	<b>Saylor Poffenbarger (23-24)</b>	<b>9</b>
	Lauren Ervin (07-08)	9
4.	Devin Cosper (17-18)	7
	Ashley Daniels (10-11)	7

## TEAM 3-POINTERS MADE

1.	314 (32 games)	2019-20
2.	305 (37 games)	2022-23
3.	296 (37 games)	2018-19
4.	267 (28 games)	2020-21
5.	258 (32 games)	2021-22
6.	<b>251 (27 games)</b>	<b>2023-24</b>
7.	237 (31 games)	2017-18
8.	202 (29 games)	2005-06
	202 (33 games)	2000-01

## TEAM 3-POINTERS ATTEMPTED

1.	1007 (37 games)	2022-23
2.	922 (37 games)	2018-19
3.	826 (31 games)	2017-18
4.	<b>809 (27 games)</b>	<b>2023-24</b>
	809 (32 games)	2021-22
5.	808 (32 games)	2019-20
7.	658 (28 games)	2008-09
8.	636 (28 games)	2005-06

## TEAM BLOCKS

1.	165 (31 games)	2006-07
2.	161 (37 games)	2022-23
3.	160 (32 games)	2021-22
4.	<b>151 (27 games)</b>	<b>2023-24</b>
5.	146 (37 games)	2018-19
6.	139 (30 games)	2013-14
7.	137 (31 games)	2009-10
	136 (32 games)	2001-02

## 2023-24 ROSTER @RAZORBACKWBB

## NUMERICAL

NO.	NAME	POS	HT	CL	HOMETOWN/PREVIOUS SCHOOL	TWITTER
0	Taliah Scott	G	5-9	Fr.	Orange Park, Fla./St. Johns Country Day School	@thetaliahscott
1	Phoenix Stotijn*	G	5-9	Fr.	Amsterdam, Netherlands	@Phoenixstotijn
2	Samara Spencer	G	5-7	Jr.	Fort Lauderdale, Fla./St. Thomas Aquinas	@samaraaspencer
4	Saylor Poffenbarger	G	6-2	R-So.	Middletown, Md./UConn	@saylorpoff
8	Bea Franklin	G	5-10	Gr.	Seattle, Wash./Seattle Prep	@beafranklin2000
10	Cristina Sanchez Cerqueira	F	6-1	Fr.	Granada, Spain/Segle XXI	@cristiinita7
13	Sasha Goforth	G	6-1	R-Jr.	Fayetteville, Ark./Oregon State	@goforthsasha
20	Karley Johnson	G	5-9	So.	Oklahoma City, Okla./Mustang	@karleyjohnsonOK
21	Loren Lindsey	G	5-11	So.	Fayetteville, Ark./Fayetteville	@lorenbailey7766
23	Carly Keats	G	5-8	So.	Choctaw, Miss./Jones College	@keatscarly
30	Maryam Dauda	F	6-4	R-So.	Bentonville, Ark./Bentonville	@maryamdauda30
34	Jenna Lawrence	F	6-3	Fr.	Farmington, Ark./Farmington	@jennalawrence34
43	Makayla Daniels	G	5-8	Gr.	Frederick, Md./Frederick	@makayladaniels5
44	Maryn Archer	G	5-7	Fr.	Derby, Kan./Derby	@marynarcher
55	Emrie Ellis	F	6-3	Jr.	Vanoss, Okla./Vanoss	@ellisemrie

## COACHING STAFF

Title	Name	Year	Alma Mater
Head Coach	Mike Neighbors	7th Season	Arkansas, 1993
Associate Head Coach	Todd Schaefer	7th Season	Thomas More College, 1995
Assistant Coach	Pauline Love	7th Season	Southern Miss, 2010
Assistant Coach	Lacey Goldwire	5th Season	Oklahoma State, 2010
Director of Operations	Amber Shirey	36th Season	Arkansas, 1992
Dir. of Student-Athlete Devel.	Jayci Stone	2nd Season	Kansas State, 2008
Dir. of Video/Special Ast. to HC	Evan Johnston	1st Season	Arkansas, 2022

## ELIGIBILITY

## Seniors (2)

Makayla Daniels (5th)  
Bea Franklin

## Juniors (3)

Emrie Ellis  
Sasha Goforth (RS)  
Samara Spencer

## Sophomores (5)

Maryam Dauda (RS)  
Karley Johnson  
Carly Keats  
Loren Lindsey  
Saylor Poffenbarger (RS)

## Freshman (5)

Maryn Archer  
Jenna Lawrence  
Cristina Sanchez Cerqueira  
Taliah Scott  
Phoenix Stotijn

## ALPHABETICAL

NO.	NAME	POS	HT	CL	HOMETOWN/PREVIOUS SCHOOL
44	Maryn Archer	G	5-7	Fr.	Derby, Kan./Derby
43	Makayla Daniels	G	5-8	Gr.	Frederick, Md./Frederick
30	Maryam Dauda	F	6-4	R-So.	Bentonville, Ark./Bentonville
55	Emrie Ellis	F	6-3	Jr.	Vanoss, Okla./Vanoss
8	Bea Franklin	G	5-10	Gr.	Seattle, Wash./Seattle Prep
13	Sasha Goforth	G	6-1	R-Jr.	Fayetteville, Ark./Oregon State
20	Karley Johnson	G	5-9	So.	Oklahoma City, Okla./Mustang
23	Carly Keats	G	5-8	So.	Choctaw, Miss./Jones College
34	Jenna Lawrence	F	6-3	Fr.	Farmington, Ark./Farmington
21	Loren Lindsey	G	5-11	So.	Fayetteville, Ark./Fayetteville
4	Saylor Poffenbarger	G	6-2	R-So.	Middletown, Md./UConn
10	Cristina Sanchez Cerqueira	F	6-1	Fr.	Granada, Spain/Segle XXI
0	Taliah Scott	G	5-9	Fr.	Orange Park, Fla./St. Johns Country Day School
2	Samara Spencer	G	5-7	Jr.	Fort Lauderdale, Fla./St. Thomas Aquinas
1	Phoenix Stotijn*	G	5-9	Fr.	Amsterdam, Netherlands

\* Sitting out 2023-24



## BY STATE

## ARKANSAS (4)

Maryam Dauda  
Sasha Goforth  
Jenna Lawrence  
Loren Lindsey

Bentonville  
Fayetteville  
Farmington  
Fayetteville

## FLORIDA (2)

Taliah Scott  
Samara Spencer

Orange Park  
Fort Lauderdale

## KANSAS (1)

Maryn Archer

Derby

## MARYLAND (2)

Makayla Daniels  
Saylor Poffenbarger

Frederick  
Middletown

## OKLAHOMA (2)

Emrie Ellis  
Karley Johnson

Vanoss  
Mustang

## WASHINGTON (1)

Bea Franklin

Seattle

## NETHERLANDS (1)

Phoenix Stotijn

Amsterdam

## SPAIN (1)

Cristina Sanchez Cerqueira

Granada

## FA-NETIK PRONUNCIATIONS

- 1 Stow-Tyne
- 2 Suh-MARE-uh
- 4 like burger but bar
- 30 Mair-ee-um DOW-duh
- 44 Mair-en
- 55 em-REE

## OFFENSE

Scored 110+-----	110, vs. Providence (11-16-98)
Scored 100+ points at home -----	100, vs. LA Tech (12-7-23)
Scored 100+ points on the road -----	108, at Ole Miss (2-16-20)   108, Baylor (3-6-91)
Scored 90-99 points -----	92, vs. Oral Roberts (12-4-22)
Scored 90+ points at home -----	92, vs. Oral Roberts (12-4-22)
Scored 90+ points on the road -----	93, at Little Rock (11-20-22)
Scored 80-89 points -----	81, at Florida (2-8-24)
Scored 80-89 points at home -----	88, vs. Kentucky (1-25-24)
Scored 80-89 points on the road -----	81, at Florida (2-8-23)
Was held to 50-59 -----	55, at Tennessee (2-12-24)
Was held to 49-40 -----	48 at Georgia (2-19-23)
Was held to 39-20 -----	34, at LSU, 2-7-19
Was held to 20 or less -----	N/A
Made 40+ field goals -----	40, vs. Central Arkansas (12-13-20)
Made 17+ three-point field goals -----	19, vs. Alabama (2-28-21)
Made 10+ three-point field goals -----	11, at Florida (2-8-24)
Did not make 3-pointer (since 1986)-----	0-10, at LSU, (2-7-19)
Made 30 free throws -----	30 (30-39), vs. No. 4 Baylor (12-6-20)
Made 25 free throws -----	25 (25-35), vs. Vanderbilt (1-16-23)
Shot 50-59 or better -----	55.4, vs. LA Tech (12-7-23)
Shot 60 percent or better -----	.625 (30-48), vs. Little Rock (11-20-22)
Held to less than 30 percent -----	.278 (20-72), at No. 10/9 LSU (1-21-24)
Held to less than 20 percent -----	.182 (10-55), vs. No. 6 Tennessee (1-8-12; L, 38-69)
Had 20 or more assists in a game -----	20, vs. LA Tech (3-16-23)

## DEFENSE

Allowed 100 points-----	104, at No. 4 South Carolina (1-18-21)
Allowed 80-99 points-----	81, at Tennessee (2-12-24)
Held opponent to 40-49 points -----	43, vs. Georgia (1-7-24)
Held opponent to 39-30 -----	36, vs. Little Rock (11-14-23)
Held an SEC opponent under 50 points in 3 cons. games -----	47, vs. Auburn (1-29-15; W, 52-47), ----- Alabama (2-1-15; W, 53-42), No. 24/21 Georgia (2-9-15; W, 54-48)
Held opponent to 29 points or less -----	23, vs. Binghamton, 11-30-13
Held an opponent under 15 points in a half -----	14, vs. Little Rock (11-14-23)
Held an opponent to 2 points in a quarter -----	2, vs. UCA (12-13-20)
Held opponent under 15 field goals -----	14, vs. Little Rock (11-14-23)
Held opponent to less than 30 percent shooting -----	26.6 (17-64), vs. Georgia (1-7-24)
Held opponent to less than 20 percent shooting -----	19.7 (13-66), vs. Northwestern State (12-15-19)
Held opponent under 15 percent from 3-point -----	14.3 (2-14), vs. Mississippi State (1-11-24) ----- 0.0 (0-10), at Kentucky (1-4-24) ----- 0.0 (0-8), vs. Illinois (12-20-23)
Opponent did not make a 3-pointer -----	0, at Kentucky (1-4-24) ----- 0, vs. Illinois (12-20-23)
Had 70+ rebounds -----	74, vs. Mississippi Valley State (11-24-89)
Had 60-69 rebounds -----	64, vs. Prairie View A&M (12-16-18)
Had 50-59 rebounds -----	52, at Alabama (1-14-24)
Had 10 or more blocked shots in a game -----	11, at Alabama (1-14-24)
Had 20 or more steals in a game -----	20, vs. ORU (11-13-13)
Had 15 or more steals in a game -----	18, vs. UT Martin (12-29-19)
Forced 25+ turnovers in a game -----	28, vs. Northern Arizona (11-24-22)

## OTHER

Won an overtime game -----	61-52, vs. Missouri (3-3-22)
Lost an overtime game -----	76-73, vs. Ole Miss (1-29-23)
Won a double overtime game -----	73-72, vs. Florida (1-29-12)
Lost a double overtime game -----	N/A
Won a triple overtime game -----	91-80, Win in 3OT, 2-10-13, at Alabama
Won at the buzzer -----	60-59, vs. Illinois (Maryam Dauda, 12-20-23)
Played consecutive OT games -----	1-24-16 at Auburn (lost); 1-28-16 vs. Florida (lost)
Won regular season tournament -----	Paradise Jam (St. Thomas, U.S. Virgin Islands, Nov. 24-26, 2022)
Defeated ranked team -----	71-58, at No. 15 Florida State (11-30-23)
Defeated a ranked team on the road -----	71-58, at No. 15 Florida State (11-30-23)
All-time SEC win streak -----	8 games (1-15-12: Auburn through 2-15-12: at Auburn)
All-time SEC home win streak -----	5 games (1-15-12: Auburn -- 2-9-12: South Carolina) ----- 5 games (1-14-21: Florida -- 2-28-21: Alabama)

## A RAZORBACK PLAYER ...

Scored 20-24 points -----	23, Taliah Scott, at Tennessee (2-12-24)
Scored 25-29 points -----	26, Makayla Daniels, at Florida (2-8-24)
Scored 30+ points -----	33, Taliah Scott, vs. Auburn (2-4-23)
Scored 40+ points -----	41, Chelsea Dungee vs. Auburn (2-10-19)
Scored 20+ points 10 times in a season -----	Taliah Scott (13x   2023-24) ----- Chelsea Dungee (17x   2020-21), Chelsea Dungee(11x   2019-20) & Chelsea Dungee (20x   2018-19)
Double figures in 15 consecutive games (season) -----	Jessica Jackson, 11/11/16, LSU 1-8-17 ----- Chelsea Dungee, 26 games, (2018-19 & 2019-20) ----- Chelsea Dungee, 31 games, (2019-20 & 2020-21) ----- Amber Ramirez, 16 games (2021-22)
Five players scored double figures in 1 game -----	vs. Missouri (2-18-24) ----- Dauda (18), Daniels (14), Spencer (14), Poffenbarger (13), Keats (11)
Five starters in double figures -----	vs. Kentucky (1-25-24) ----- Daniels (22), Dauda (16), Johnson (14), Keats (14), Spencer (13)
Seven players scored in double figures in 1 game -----	vs. Northwestern State (11-9-18) ----- (Tolefree 19, Gaulden 16, Monk 12, Dombia 11, Dungee 11, Thomas 11, Williams 10)
Made 10+ field goals in a game -----	10, Taliah Scott, at Tennessee (2-12-24)
Attempted 20+ field goals in a game -----	27, Taliah Scott, at Tennessee (2-12-24)
Made 10 free throws in a game -----	10, Samara Spencer, vs. ULM (11-7-23)
Made 7 or more 3-pt FG in a game -----	8, Saylor Poffenbarger, at Missouri (1-28-24)
Attempted 10 or more 3-pt FG in a game -----	14, Taliah Scott, at Tennessee (2-12-24)
Had 10-14 rebounds -----	11, Saylor Poffenbarger, vs. Missouri (2-18-24)
Had 15-19 rebounds -----	17, Saylor Poffenbarger, vs. Georgia (1-7-24)
Had 20+ rebounds -----	23, Saylor Poffenbarger, at No. 15 Florida State (11-30-23) (school record)
Had 10 offensive reb - Records go back to 05-06 -----	11, Melissa Wolff ----- vs. New Orleans (1-30-15)
Had 10+ defensive reb - Records go back to 05-06 -----	10, Saylor Poffenbarger, vs. Missouri (2-18-24)
Had 10+ assists -----	11, Samara Spencer, vs. LA Tech (3-16-23)
Had 10+ assists in consecutive games -----	Jailyn Mason (11 vs. HBU, 12-28-16 and 10 at Ole ----- Miss, 1-1-17) & Calli Berna (11 vs. No. 10/8 Kentucky, 2/7/13 and 11 at Alabama, 2/10/13)
Had 5+ blocks in a game -----	10, Maryam Dauda, at Alabama (1-14-24)
Had 10+ blocks in a game -----	10, Maryam Dauda, at Alabama (1-14-24) (school record)
Had 5 or more steals in a game -----	5, Makayla Daniels, vs. Georgia (1-7-24)
Had a double-double -----	13 points and 11 rebounds, Saylor Poffenbarger, vs. Missouri (2-18-24)
Had a double-double in two consecutive games -----	Maryam Dauda, vs. Mississippi State & at Alabama (2024) ----- 17 pts & 13 rbd vs. Mississippi State (1/11/24)/12 rbd & 10 blks at Alabama (1/14/24)
Had two players record a double-double -----	Samara Spencer (31 pts/14 reb) & ----- Maryam Dauda (12 rbd/10blks), at Alabama (1-14-24)
Had seven double-doubles in a season -----	Saylor Poffenbarger, 8, 2023-24 ----- (MSU @FSU, LA TECH, UAPB, UIC, UGA, BAMA, @UF)
Had 10+ double-doubles in a season -----	2006-07, Lauren Ervin (14)
Had a triple-double -----	14 pts, 13 rbd, 12 asts, C'eira Ricketts vs. Auburn (1-18-09)



## MORE ABOUT MIKE

Hometown: Greenwood, Ark. (Greenwood HS)  
 Family: Daughter Abby; Sons Alec, Bowen and Barrett; granddaughter Emzey  
 Alma Mater: Arkansas, 1993

## NEIGHBORS BY THE NUMBERS

231	Wins (218-118, 10 seasons)
16	Signed McDonalds' All-Americans
11	Years as a head coach
9	Postseason appearances
5	Players drafted in the WNBA (HC)
1	Final Four appearance



## LEARN MORE

Sign up for Mike Neighbors' news-letter and listen to his podcasts at CoachNeighbors.com

## NABES FAVES

## TOP 10 MOVIES

1. A Few Good Men
2. The Hunt For Red October
3. The Silence Of The Lambs
4. Hoosiers
5. O Brother, Where Art Thou?
6. Moneyball
7. Top Gun
8. Zero Dark Thirty
9. The Lion King
10. Purple Rain

See the entire list here: <http://imdb.to/2royaEO>

## TOP 10 SONGS

1. Sweet Child O' Mine (Guns N' Roses)
2. You Shook Me All Night Long (AC/DC)
3. Man In The Mirror (Michael Jackson)
4. Amarillo By Morning (George Strait)
5. Jessie's Girl (Rick Springfield)
6. Hysteria (Def Leppard)
7. Fishin' In The Dark (Nitty Gritty Dirt Band)
8. The Ballad of Curtis Loew (Lynyrd Skynyrd)
9. Wanted Dead Or Alive (Bon Jovi)
10. Let's Go Crazy (Prince)

## TOP 10 TV SHOWS

1. West Wing (first three seasons)
2. Ted Lasso
3. The Wire
4. Breaking Bad
5. Seinfeld
6. The Newsroom
7. Prison Break
8. Arrested Development
9. Game of Thrones
10. The Goldbergs



## MIKE NEIGHBORS

Seventh Season | Career Record: 235-127 (11) | Arkansas Record: 137-86 (7)

Arkansas women's basketball has been transformed into a nationally recognized program in just six short years thanks to head coach Mike Neighbors. During his time back home at his alma mater, Neighbors has guided his Hogs to the best six-year period of sustained success in program history with 120 wins and five postseason qualifications in that time. The proof of his success, and the success of his system, lies in the numbers - Neighbors has accumulated 218 wins during his 10 seasons as a head coach, the most of any Power 5 head coaches in 10 or fewer seasons, as well as one of only two NCAA Division I Head Coaches.

Entering his seventh season on the bench for Arkansas, the program is coming off its fifth consecutive winning season, four straight postseason appearance (would be five had the 2020 NCAA Tournament had not been cancelled due to the COVID-19 pandemic, as Arkansas was a lock to make the Big Dance) and third 20+ win season in the Neighbors' era.

In 2022-23, the Hogs started out the season 13-0, which was tied for the second-best start in program history. Going into Mid-December, the Hogs were ranked as high as No. 17 in the AP Poll. The Hogs won another SEC Tournament game in comeback fashion versus Missouri to make it to the quarterfinals and hold the best winning percentage in the SEC Tournament among all coaches in Arkansas history with an 8-6 record. Continuing into postseason, Arkansas became the automatic bid out of the SEC to the Postseason WNIT, making it to the Great 8, while being able to host three of its four games at Bud Walton Arena. Neighbors led the Hogs to two All-SEC selections, including Second Team choice Erynn Barnum, who was also on the Midseason Top 10 List for the Katrina McClain Award, as well as All-Freshman selection Saylor Poffenbarger, who broke a school record for five SEC Freshman of the Week accolades. The Hogs finished the season with 24 wins, which tied for the most in the Neighbors' era and matches the fourth most in a single season in program history. Additionally, four players averaged double digits in scoring, the most in the Southeastern Conference.

Prior to Arkansas, Neighbors guided Washington to four seasons of unprecedented success, highlighted by the 2016 NCAA Final Four and two NCAA Sweet 16 appearances. Neighbors was an assistant for the Huskies prior to this promotion and also has had stops at Xavier, Tulsa, Colorado and Arkansas as an assistant.

A native of Greenwood, Arkansas, Neighbors received his associate degree at the University of Arkansas - Fort Smith and his bachelor's degree from the University of Arkansas in 1993. Neighbors is married to Jayci Stone. He has four children, a daughter, Abby and three sons, Alec, Bowen and Barrett, as well as a granddaughter, Emzey.

## TIMELINE

→ Bentonville HS Head Coach	1994-98
→ Cabot HS Head Coach	1998-99
→ Arkansas Director of Ops	1999-01
→ Tulsa Univ. Assistant Coach	2001-05
→ Univ. of Colorado Assistant Coach	2005-06
→ Univ. of Arkansas Assistant Coach	2006-07
→ Xavier Assistant Coach	2007-11
→ Univ. of Washington Assistant Coach	2011-13
→ Univ. of Washington Head Coach	2013-17
→ Univ. of Arkansas Head Coach	2017-present

## COACHING DEVELOPMENT

Coach	w/Nabes	Now
Adia Barnes	'14-15	HC Arizona
Adam Call	'14	AC George Washington
Morgan Valley	'16	AC UConn
Todd Schaefer	'16-Pres.	AHC Arkansas
Chelsea Dungee	'18-21	AC Troy
Evan Johnston	'18-22	Special Ast. to HC Arkansas

## COACHING HISTORY

## University of Washington

Year	Overall	Pac-12	Finish
2013-14	20-14 (.588)	10-8 (.556)	6
2014-15	23-10 (.697)	11-7 (.611)	5
2015-16	26-11 (.703)	11-7 (.611)	5
2016-17	29-6 (.829)	15-3 (.833)	T2
UW	98-41 (.705)	47-25 (.662)	

## University of Arkansas

Year	Overall	SEC	Finish
2017-18	13-18 (.419)	3-13 (.188)	T11
2018-19	22-15 (.611)	6-10 (.375)	10
2019-20	24-8 (.750)	10-6 (.625)	T3
2020-21	19-9 (.679)	9-6 (.600)	T5
2021-22	18-14 (.563)	7-9 (.438)	T8
2022-23	24-13 (.649)	7-9 (.438)	8
2023-24	18-9 (.667)	6-6 (.500)	-
Ark	138-86 (.616)	48-59 (.449)	7 yrs

Totals 236-127 (.650) 96-84 (.533) 11 yrs

## PLAYER DEVELOPMENT

YEAR	UNIVERSITY	PLAYER	ROUND	OVERALL	TEAM NOTE
2021	Arkansas	Chelsea Dungee	1	5	Dallas Wings 1 @
2021	Arkansas	Destiny Slocum	2	14	Las Vegas Aces 1 @
2021	Arizona	Aari McDonald	1	3	Atlanta Dream @
2017	Washington	Kelsey Plum	1	1	San Antonio Stars 1 @ Las Vegas Aces
	Washington	Chantel Osahor	2	21	Chicago Sky 1 @
2016	Washington	Talia Walton	3	29	Los Angeles Sparks 1 @
2011	Xavier	Amber Harris	1	4	Minnesota Lynx 1 #
	Xavier	Ta'Shia Phillips	1	8	Atlanta Dream 1 #
	TAMU/UAFA	Tanisha Smith	2	22	Seattle Storm #
	Colorado	Brittany Spears	2	19	Phoenix Mercury *
2009	Arkansas	Shameka Christon	1	5	New York Liberty S
2008	Arkansas	Lauren Ervin	3	37	Connecticut Sun 1 #
2006	Tulsa	Megan Moody	-	-	Houston Comets Free Agent #
2003	Tulsa	Allison Curtin	1	12	Houston Comets 1 # Traded to Detroit Shock
	Arkansas	Dana Cherry	2	23	Charlotte Sting S

\*- Signed but did not coach

!- At the school when player was drafted

@- Worked with player as a head coach

#- Worked with player as an assistant coach


S- Worked with player as other (GA, etc)

## NABES VS. ARKANSAS HISTORY


Category	NABES	All Others In Program History
Winning Record In SEC Play	2 Seasons	2 Seasons
SEC Tourney Finals	1	0
Top 5 Wins	2	2
Weeks Ranked in AP Top 25	39	63
Top 15 WBNA Draft Picks	2	1
McDonald's AAs Signed	8	1
WBCA AAs	1	1

## MORE NABES FACTS

- **Movies:** His expansive movie collection includes digital, disk and VHS copies. Did you know he used to work at BlockBuster? On a related note, he also collects books that have been turned into movies.
- **Baseballs autographed by movie stars:** Ask him about this collection – talk about some good stories.
- **Lunch Boxes:** Coach collects tin lunch boxes that he carried to school and has them displayed in his home. His first lunch box had KISS on it.
- **Hamilton:** Nabes is a huge Hamilton fan, and routinely quotes the Broadway musical to players, fans and media alike.
- **Athens City Champion:** Coach stumbled upon a dart tournament while on a trip to Athens, Georgia. He joined in and was one of the two-man winning team.
- **Ask him about shoes, music, movies, guitars, bas-ketball nostalgia – just about anything!**



NEIGHBORS VERSUS ...		Grambling State		Northwestern State		Tennessee State	
Abilene Christian	2 0	Grand Canyon	1 0	Notre Dame	0 1	Tennessee Tech	1 0
Alabama	6 3	Hartford	1 0	Oklahoma	1 2	Texas A&M	4 8
Arizona State	2 6	Hawai'i	1 0	Ole Miss	5 3	Texas Tech	2 0
Arizona	6 0	Houston	2 0	Oral Roberts	5 0	Troy	1 0
Arkansas State	3 0	Idaho	1 0	Oregon State	1 6	Tulsa	4 0
Auburn	8 1	Illinois	1 0	Oregon	5 4	UAB	1 0
Baylor	1 0	Iowa State	0 1	Pennsylvania	1 0	UAPB	3 1
Belmont	2 0	Jackson State	2 0	Pittsburgh	1 1	UC Irvine	1 0
Boise State	1 0	Kansas	0 2	Portland	3 1	UC Riverside	2 0
BYU	1 0	Kansas State	2 0	Prairie View A&M	1 0	UCLA	4 3
California	5 4	Kent State	1 0	Saint Mary's	0 1	UIC	1 0
Central Arkansas	4 0	Kentucky	3 6	Sam Houston	2 0	UIW	1 0
Central Florida	0 1	Lamar	1 0	Samford	2 0	USC	6 0
Charlotte	1 0	Little Rock	5 0	San Diego State	2 0	USF	0 1
Clemson	1 0	Louisiana-Monroe	3 0	San Diego	1 0	Utah	7 4
Colorado State	1 0	Louisiana Tech	2 0	Santa Clara	1 0	UT-Arlington	2 0
Colorado	9 0	LSU	3 5	Savannah State	1 0	UTEP	0 2
Connecticut	1 1	Marquette	0 1	Seattle	4 0	Vanderbilt	4 3
Creighton	1 1	McNeese State	1 0	SFA	1 0	Wake Forest	1 0
CSUN	1 0	Maryland	1 1	SMU	2 0	Washington State	5 3
DePaul	0 1	Miami	0 1	South Carolina	1 10	Weber State	1 0
Eastern Washington	1 0	Mississippi State	3 7	South Dakota	2 0	Wisconsin	4 0
Florida State	2 0	Missouri	14 4	Stanford	3 5	Wright State	0 1
Florida	4 4	Montana State	2 0	Stony Brook	1 0	Yale	1 0
FGCU	1 0	Murray State	1 0	Syracuse	0 2		
Fordham	1 0	Nebraska	1 1	Tarleton State	1 0		
Fresno State	2 0	New Mexico State	1 0	TCU	0 1		
Furman	1 0	New Orleans	1 0	Tennessee	2 6		
Georgia	2 7	Northern Arizona	1 0	Tennessee Martin	1 0		
						<b>TOTALS</b>	<b>236 127</b>







2023-24 Arkansas Women's Basketball  
Combined Team Statistics  
All games

Game Records

Record	Overall	Home	Away	Neutral
ALL GAMES	18-9	11-4	4-4	3-1
CONFERENCE	6-6	4-2	2-4	0-0
NON-CONFERENCE	12-3	7-2	2-0	3-1

Score by Periods

Team	1st	2nd	3rd	4th	OT	TOT
Arkansas	438	468	570	482	0	1958
Opponents	431	433	460	480	0	1804

Team Box Score

No.	Player	Total					3-Point		F-Throw		Rebounds													
		GP-GS	MIN	AVG	FG-FGA	FG%	3FG-3FGA	3FG%	FT-FTA	FT%	OFF	DEF	TOT	AVG	PF	DQ	A	TO	BLK	STL	PTS	AVG		
0	SCOTT, Taliah	20-19	728:40	36.4	151-371	.407	52-176	.295	88-105	.838	8	57	65	3.3	39	0	29	68	2	12	442	22.1		
2	SPENCER, Samara	27-27	924:05	34.2	116-337	.344	32-123	.260	105-140	.750	18	111	129	4.8	47	2	100	79	3	34	369	13.7		
43	DANIELS, Makayla	27-27	914:20	33.9	107-256	.418	48-134	.358	66-96	.688	36	84	120	4.4	69	0	72	46	8	47	328	12.1		
4	POFFENBARGER, Saylor	26-26	832:15	32.0	100-273	.366	51-144	.354	32-48	.667	54	255	309	11.9	50	0	41	44	32	39	283	10.9		
30	DAUDA, Maryam	27-27	780:35	28.9	90-198	.455	22-67	.328	53-69	.768	67	116	183	6.8	78	1	36	53	65	18	255	9.4		
23	KEATS, Carly	23-6	461:33	20.1	52-149	.349	29-97	.299	12-15	.800	3	24	27	1.2	17	0	12	15	4	6	145	6.3		
20	JOHNSON, Karley	15-3	234:09	15.6	14-36	.389	5-18	.278	12-20	.600	12	13	25	1.7	22	0	5	4	0	6	45	3.0		
13	GOFORTH, Sasha	7-0	112:36	16.1	7-30	.233	0-10	.000	7-16	.438	8	11	19	2.7	6	0	2	6	13	6	21	3.0		
34	LAWRENCE, Jenna	19-0	164:46	8.7	14-35	.400	8-27	.296	5-8	.625	10	27	37	1.9	19	0	3	6	8	6	41	2.2		
55	ELLIS, Emrie	18-0	157:30	8.7	7-21	.333	4-10	.400	2-2	1.000	5	15	20	1.1	25	0	3	6	13	0	20	1.1		
10	SÁNCHEZ CERQUEIRA, Cristina	16-0	77:12	4.8	4-18	.222	0-3	.000	1-2	.500	5	13	18	1.1	12	0	2	5	3	0	9	0.6		
21	LINDSEY, Loren	1-0	03:36	3.6	0-0	.000	0-0	.000	0-0	.000	0	0	0	0.0	0	0	1	0	0	0	0	0.0		
8	FRANKLIN, Bea	3-0	08:42	2.9	0-1	.000	0-0	.000	0-0	.000	1	0	1	0.3	1	0	0	1	0	0	0	0.0		
Team											56	53	109					14						
Total		27	5400		662-1725	.384	251-809	.310	383-521	.735	283	779	1062	39.3	385	3	306	347	151	174	1958	72.5		
Opponents		27	5400		681-1765	.386	170-549	.310	272-382	.712	332	818	1150	42.6	504	9	356	407	85	172	1804	66.8		

Team Statistics

	ARK	OPP
Scoring	1958	1804
Points per game	72.5	66.8
Scoring margin	+5.7	-
Field goals-att	662-1725	681-1765
Field goal pct	.384	.386
3 point fg-att	251-809	170-549
3-point FG pct	.310	.310
3-pt FG made per game	9.3	6.3
Free throws-att	383-521	272-382
Free throw pct	.735	.712
F-Throws made per game	14.2	10.1
Rebounds	1062	1150
Rebounds per game	39.3	42.6
Rebounding margin	-3.3	-
Assists	306	356
Assists per game	11.3	13.2
Turnovers	347	407
Turnovers per game	12.9	15.1
Turnover margin	+2.2	-
Assist/turnover ratio	0.9	0.9
Steals	174	172
Steals per game	6.4	6.4
Blocks	151	85
Blocks per game	5.6	3.1
Winning streak	1	-
Home win streak	2	-
Attendance	60053	38298
Home games-Avg/Game	15-4004	8-4787
Neutral site-Avg/Game	-	4-412

Team Results

Date	Opponent		Score	Att.
11/07/2023	ULM	W	81-76	2630
11/10/2023	Murray St.	W	82-79	11026
11/14/2023	Little Rock	W	77-36	2608
11/17/2023	at Arkansas St.	W	82-67	3208
11/20/2023	Central Ark.	W	81-67	4194
11/24/2023	vs Wisconsin	W	65-62	654
11/25/2023	vs Marquette	L	58-74	227
11/30/2023	at Florida St.	W	71-58	2216
12/03/2023	UCLA	L	66-81	4261
12/07/2023	Louisiana Tech	W	100-60	2599
12/10/2023	Ark.-Pine Bluff	L	70-74	3330
12/16/2023	Samford	W	68-54	2513
12/20/2023	vs Illinois	W	60-59	313
12/21/2023	vs UIC	W	66-58	452
12/31/2023	UIW	W	67-48	3420
01/04/2024	at Kentucky	L	63-73	2998
01/07/2024	Georgia	W	83-43	3993
01/11/2024	Mississippi St.	L	63-66	2627
01/14/2024	at Alabama	W	77-59	2467
01/21/2024	at LSU	L	68-99	12873
01/25/2024	Kentucky	W	88-61	3719
01/28/2024	at Missouri	W	67-58	4968
02/01/2024	Alabama	L	70-86	2756
02/04/2024	Auburn	W	74-72	4450
02/08/2024	at Florida	L	81-85	1407
02/12/2024	at Tennessee	L	55-81	8161
02/18/2024	Missouri	W	75-68	5927





## 2023-24 Arkansas Women's Basketball Combined Team Statistics In Conference games

Page 1/1  
as of Feb 18, 2024

### Game Records

Record	Overall	Home	Away	Neutral
ALL GAMES	6-6	4-2	2-4	0-0
CONFERENCE	6-6	4-2	2-4	0-0
NON-CONFERENCE	0-0	0-0	0-0	0-0

### Score by Periods

Team	1st	2nd	3rd	4th	OT	TOT
Arkansas	197	189	269	209	0	864
Opponents	219	196	212	224	0	851

### Team Box Score

No.	Player				Total		3-Point		F-Throw		Rebounds											
		GP-GS	MIN	AVG	FG-FGA	FG%	3FG-3FGA	3FG%	FT-FTA	FT%	OFF	DEF	TOT	AVG	PF	DQ	A	TO	BLK	STL	PTS	AVG
0	SCOTT, Taliah	5-4	187:30	37.5	35-99	.354	13-52	.250	14-15	.933	1	11	12	2.4	13	0	6	13	1	7	97	19.4
2	SPENCER, Samara	12-12	447:05	37.3	59-181	.326	12-57	.211	60-77	.779	13	57	70	5.8	27	1	54	44	0	16	190	15.8
43	DANIELS, Makayla	12-12	429:47	35.8	53-135	.393	25-68	.368	41-52	.788	17	38	55	4.6	29	0	30	18	6	18	172	14.3
4	POFFENBARGER, Saylor	11-11	364:11	33.1	45-118	.381	26-68	.382	9-13	.692	19	99	118	10.7	29	0	15	22	10	12	125	11.4
30	DAUDA, Maryam	12-12	368:57	30.7	48-107	.449	11-37	.297	24-31	.774	37	51	88	7.3	37	1	23	30	36	11	131	10.9
23	KEATS, Carly	8-6	232:48	29.1	30-75	.400	14-45	.311	4-5	.800	2	9	11	1.4	10	0	7	7	1	3	78	9.8
20	JOHNSON, Karley	11-3	204:57	18.6	13-30	.433	5-17	.294	11-16	.688	9	10	19	1.7	20	0	4	4	0	3	42	3.8
34	LAWRENCE, Jenna	9-0	73:19	8.1	7-18	.389	5-16	.313	1-2	.500	5	16	21	2.3	8	0	2	4	3	2	20	2.2
55	ELLIS, Emrie	10-0	73:20	7.3	3-12	.250	1-6	.167	0-0	.000	3	6	9	0.9	12	0	1	4	7	0	7	0.7
10	SÁNCHEZ CERQUEIRA, Cristina	5-0	15:42	3.1	1-4	.250	0-2	.000	0-0	.000	0	3	3	0.6	1	0	0	1	2	0	2	0.4
8	FRANKLIN, Bea	1-0	02:23	2.4	0-0	.000	0-0	.000	0-0	.000	0	0	0	0.0	0	0	0	1	0	0	0	0.0
Team											25	29	54					3				
Total		12	2400		294-779	.377	112-368	.304	164-211	.777	131	329	460	38.3	186	2	142	151	66	72	864	72.0
Opponents		12	2400		320-785	.408	79-231	.342	132-192	.688	156	367	523	43.6	223	5	173	179	38	68	851	70.9

### Team Statistics

	ARK	OPP
<b>Scoring</b>	<b>864</b>	<b>851</b>
Points per game	72.0	70.9
Scoring margin	+1.1	-
<b>Field goals-att</b>	<b>294-779</b>	<b>320-785</b>
Field goal pct	.377	.408
<b>3 point fg-att</b>	<b>112-368</b>	<b>79-231</b>
3-point FG pct	.304	.342
3-pt FG made per game	9.3	6.6
<b>Free throws-att</b>	<b>164-211</b>	<b>132-192</b>
Free throw pct	.777	.688
F-Throws made per game	13.7	11.0
<b>Rebounds</b>	<b>460</b>	<b>523</b>
Rebounds per game	38.3	43.6
Rebounding margin	-5.3	-
<b>Assists</b>	<b>142</b>	<b>173</b>
Assists per game	11.8	14.4
<b>Turnovers</b>	<b>151</b>	<b>179</b>
Turnovers per game	12.6	14.9
Turnover margin	+2.3	-
Assist/turnover ratio	0.9	1.0
<b>Steals</b>	<b>72</b>	<b>68</b>
Steals per game	6.0	5.7
<b>Blocks</b>	<b>66</b>	<b>38</b>
Blocks per game	5.5	3.2
<b>Winning streak</b>	<b>1</b>	<b>-</b>
Home win streak	2	-
<b>Attendance</b>	<b>23472</b>	<b>32874</b>
Home games-Avg/Game	6-3912	6-5479
Neutral site-Avg/Game	-	0-0

### Team Results

Date	Opponent		Score	Att.
01/04/2024	at Kentucky	L	63-73	2998
01/07/2024	Georgia	W	83-43	3993
01/11/2024	Mississippi St.	L	63-66	2627
01/14/2024	at Alabama	W	77-59	2467
01/21/2024	at LSU	L	68-99	12873
01/25/2024	Kentucky	W	88-61	3719
01/28/2024	at Missouri	W	67-58	4968
02/01/2024	Alabama	L	70-86	2756
02/04/2024	Auburn	W	74-72	4450
02/08/2024	at Florida	L	81-85	1407
02/12/2024	at Tennessee	L	55-81	8161
02/18/2024	Missouri	W	75-68	5927



2023-24 Arkansas Women's Basketball  
Team High/Low Analysis  
All games

Page 1/4  
as of Feb 20, 2024

### Arkansas - Game Highs

<b>POINTS</b>	100		Louisiana Tech (12/07/2023)
	88		Kentucky (01/25/2024)
	83		Georgia (01/07/2024)
	82		at Arkansas St. (11/17/2023)
	82		Murray St. (11/10/2023)
<b>FIELD GOALS MADE</b>	36		Louisiana Tech (12/07/2023)
	32		Kentucky (01/25/2024)
<b>FIELD GOAL ATTEMPTS</b>	79		at Florida St. (11/30/2023)
	72		at LSU (01/21/2024)
	72		at Alabama (01/14/2024)
<b>FIELD GOAL PERCENTAGE</b>	.554	(36-65)	Louisiana Tech (12/07/2023)
	.476	(30-63)	at Arkansas St. (11/17/2023)
<b>3 PT FG MADE</b>	14		Georgia (01/07/2024)
	14		Louisiana Tech (12/07/2023)
<b>3 PT FG ATTEMPTS</b>	47		at LSU (01/21/2024)
	41		at Florida St. (11/30/2023)
	41		vs Wisconsin (N) (11/24/2023)
<b>3 PT FG PERCENTAGE</b>	.500	(14-28)	Louisiana Tech (12/07/2023)
	.462	(12-26)	at Missouri (01/28/2024)
<b>FREE THROWS MADE</b>	28		ULM (11/07/2023)
	20		at Florida (02/08/2024)
	20		Samford (12/16/2023)
	20		Central Ark. (11/20/2023)
<b>FREE THROW ATTEMPTS</b>	44		ULM (11/07/2023)
	29		Samford (12/16/2023)
<b>FREE THROW PERCENTAGE</b>	1.000	(20-20)	at Florida (02/08/2024)
	1.000	(12-12)	at Arkansas St. (11/17/2023)
<b>REBOUNDS</b>	57		ULM (11/07/2023)
	52		at Alabama (01/14/2024)
<b>ASSISTS</b>	19		Louisiana Tech (12/07/2023)
	18		Kentucky (01/25/2024)
<b>STEALS</b>	13		Louisiana Tech (12/07/2023)
	12		Georgia (01/07/2024)
<b>BLOCKED SHOTS</b>	11		at Alabama (01/14/2024)
	9		at Florida St. (11/30/2023)
<b>TURNOVERS</b>	18		at Kentucky (01/04/2024)
	18		Murray St. (11/10/2023)
<b>FOULS</b>	20		at Kentucky (01/04/2024)
	19		at Tennessee (02/12/2024)



## 2023-24 Arkansas Women's Basketball Team High/Low Analysis All games

Page 3/4  
as of Feb 20, 2024

### Arkansas - Game Lows

POINTS	55	at Tennessee (02/12/2024)
	58	vs Marquette (N) (11/25/2023)
	60	vs Illinois (N) (12/20/2023)
	63	Mississippi St. (01/11/2024)
	63	at Kentucky (01/04/2024)
FIELD GOALS MADE	18	vs Marquette (N) (11/25/2023)
	20	at LSU (01/21/2024)
FIELD GOAL ATTEMPTS	49	at Missouri (01/28/2024)
	54	UIW (12/31/2023)
	54	vs Marquette (N) (11/25/2023)
FIELD GOAL PERCENTAGE	.278 (20-72)	at LSU (01/21/2024)
	.300 (21-70)	vs Wisconsin (N) (11/24/2023)
3 PT FG MADE	4	at Kentucky (01/04/2024)
	4	vs Illinois (N) (12/20/2023)
3 PT FG ATTEMPTS	20	Missouri (02/18/2024)
	23	vs Illinois (N) (12/20/2023)
3 PT FG PERCENTAGE	.148 (4-27)	at Kentucky (01/04/2024)
	.167 (5-30)	ULM (11/07/2023)
FREE THROWS MADE	3	at Tennessee (02/12/2024)
	8	vs Illinois (N) (12/20/2023)
	8	at Florida St. (11/30/2023)
FREE THROW ATTEMPTS	5	at Tennessee (02/12/2024)
	11	at Florida St. (11/30/2023)
FREE THROW PERCENTAGE	.500 (8-16)	vs Illinois (N) (12/20/2023)
	.538 (14-26)	Louisiana Tech (12/07/2023)
REBOUNDS	26	UCLA (12/03/2023)
	29	at Tennessee (02/12/2024)
ASSISTS	5	ULM (11/07/2023)
	7	at Kentucky (01/04/2024)
	7	UCLA (12/03/2023)
STEALS	2	Auburn (02/04/2024)
	3	vs Marquette (N) (11/25/2023)
BLOCKED SHOTS	1	at Florida (02/08/2024)
	2	Louisiana Tech (12/07/2023)
TURNOVERS	7	at LSU (01/21/2024)
	8	Little Rock (11/14/2023)
FOULS	7	Little Rock (11/14/2023)
	10	Mississippi St. (01/11/2024)





**2023-24 Arkansas Women's Basketball**  
**Category Leaders**  
**All games**

Page 1/3  
as of Feb 20, 2024

**Points**

##	Player	G	Pts	Pts/G
0	Scott, Taliah	20	442	22.1
2	Spencer, Samara	27	369	13.7
43	Daniels, Makayla	27	328	12.1
4	Poffenbarger, Saylor	26	283	10.9
30	Dauda, Maryam	27	255	9.4
23	Keats, Carly	23	145	6.3
20	Johnson, Karley	15	45	3.0
34	Lawrence, Jenna	19	41	2.2
13	Goforth, Sasha	7	21	3.0
55	Ellis, Emrie	18	20	1.1
10	Sánchez Cerqueira, Cristina	16	9	0.6

**Scoring Average**

##	Player	G	Pts	Pts/G
0	Scott, Taliah	20	442	22.1
2	Spencer, Samara	27	369	13.7
43	Daniels, Makayla	27	328	12.1
4	Poffenbarger, Saylor	26	283	10.9
30	Dauda, Maryam	27	255	9.4
23	Keats, Carly	23	145	6.3
20	Johnson, Karley	15	45	3.0
13	Goforth, Sasha	7	21	3.0
34	Lawrence, Jenna	19	41	2.2
55	Ellis, Emrie	18	20	1.1
10	Sánchez Cerqueira, Cristina	16	9	0.6

**Field Goal Percentage**

##	Player	FG	Att	Pct
30	Dauda, Maryam	90	198	.455
43	Daniels, Makayla	107	256	.418
0	Scott, Taliah	151	371	.407
34	Lawrence, Jenna	14	35	.400
20	Johnson, Karley	14	36	.389
4	Poffenbarger, Saylor	100	273	.366
23	Keats, Carly	52	149	.349
2	Spencer, Samara	116	337	.344
55	Ellis, Emrie	7	21	.333
13	Goforth, Sasha	7	30	.233
10	Sánchez Cerqueira, Cristina	4	18	.222

**Field Goal Attempts**

##	Player	G	Att	Att/G
0	Scott, Taliah	20	371	18.6
2	Spencer, Samara	27	337	12.5
4	Poffenbarger, Saylor	26	273	10.5
43	Daniels, Makayla	27	256	9.5
30	Dauda, Maryam	27	198	7.3

**Field Goals Made**

##	Player	G	Made	Made/G
0	Scott, Taliah	20	151	7.6
2	Spencer, Samara	27	116	4.3
43	Daniels, Makayla	27	107	4.0
4	Poffenbarger, Saylor	26	100	3.8
30	Dauda, Maryam	27	90	3.3

**3-Point FG Percentage**

##	Player	3FG	Att	Pct
55	Ellis, Emrie	4	10	.400
43	Daniels, Makayla	48	134	.358
4	Poffenbarger, Saylor	51	144	.354
30	Dauda, Maryam	22	67	.328
23	Keats, Carly	29	97	.299
34	Lawrence, Jenna	8	27	.296
0	Scott, Taliah	52	176	.295
20	Johnson, Karley	5	18	.278
2	Spencer, Samara	32	123	.260

**3-Point FG Attempts**

##	Player	G	Att	Att/G
0	Scott, Taliah	20	176	8.8
4	Poffenbarger, Saylor	26	144	5.5
43	Daniels, Makayla	27	134	5.0
2	Spencer, Samara	27	123	4.6
23	Keats, Carly	23	97	4.2

**3-Point FG Made**

##	Player	G	Made	Made/G
0	Scott, Taliah	20	52	2.6
4	Poffenbarger, Saylor	26	51	2.0
43	Daniels, Makayla	27	48	1.8
2	Spencer, Samara	27	32	1.2
23	Keats, Carly	23	29	1.3



## 2023-24 Arkansas Women's Basketball Category Leaders All games

Page 2/3  
as of Feb 20, 2024

### Free Throw Percentage

##	Player	Made	Att	Pct
55	Ellis, Emrie	2	2	1.000
0	Scott, Taliah	88	105	.838
23	Keats, Carly	12	15	.800
30	Dauda, Maryam	53	69	.768
2	Spencer, Samara	105	140	.750
43	Daniels, Makayla	66	96	.688
4	Poffenbarger, Saylor	32	48	.667
34	Lawrence, Jenna	5	8	.625
20	Johnson, Karley	12	20	.600
10	Sánchez Cerqueira, Cristina	1	2	.500
13	Goforth, Sasha	7	16	.438

### Free Throw Attempts

##	Player	G	Att	Att/G
2	Spencer, Samara	27	140	5.2
0	Scott, Taliah	20	105	5.3
43	Daniels, Makayla	27	96	3.6
30	Dauda, Maryam	27	69	2.6
4	Poffenbarger, Saylor	26	48	1.8

### Free Throws Made

##	Player	G	Made	Made/G
2	Spencer, Samara	27	105	3.9
0	Scott, Taliah	20	88	4.4
43	Daniels, Makayla	27	66	2.4
30	Dauda, Maryam	27	53	2.0
4	Poffenbarger, Saylor	26	32	1.2

### Rebounds

##	Player	G	Reb	Reb/G
4	Poffenbarger, Saylor	26	309	11.9
30	Dauda, Maryam	27	183	6.8
2	Spencer, Samara	27	129	4.8
43	Daniels, Makayla	27	120	4.4
0	Scott, Taliah	20	65	3.3

### Assists

##	Player	G	Ast	Ast/G
2	Spencer, Samara	27	100	3.7
43	Daniels, Makayla	27	72	2.7
4	Poffenbarger, Saylor	26	41	1.6
30	Dauda, Maryam	27	36	1.3
0	Scott, Taliah	20	29	1.5

### Rebounds Average

##	Player	G	Reb	Reb/G
4	Poffenbarger, Saylor	26	309	11.9
30	Dauda, Maryam	27	183	6.8
2	Spencer, Samara	27	129	4.8
43	Daniels, Makayla	27	120	4.4
0	Scott, Taliah	20	65	3.3

### Steals

##	Player	G	Stl	Stl/G
43	Daniels, Makayla	27	47	1.7
4	Poffenbarger, Saylor	26	39	1.5
2	Spencer, Samara	27	34	1.3
30	Dauda, Maryam	27	18	0.7
0	Scott, Taliah	20	12	0.6

### Offensive Rebounds

##	Player	G	OReb	OReb/G
30	Dauda, Maryam	27	67	2.5
4	Poffenbarger, Saylor	26	54	2.1
43	Daniels, Makayla	27	36	1.3
2	Spencer, Samara	27	18	0.7
20	Johnson, Karley	15	12	0.8

### Blocked Shots

##	Player	G	Blk	Blk/G
30	Dauda, Maryam	27	65	2.4
4	Poffenbarger, Saylor	26	32	1.2
13	Goforth, Sasha	7	13	1.9
55	Ellis, Emrie	18	13	0.7
43	Daniels, Makayla	27	8	0.3

### Defensive Rebounds

##	Player	G	DReb	DReb/G
4	Poffenbarger, Saylor	26	255	9.8
30	Dauda, Maryam	27	116	4.3
2	Spencer, Samara	27	111	4.1
43	Daniels, Makayla	27	84	3.1
0	Scott, Taliah	20	57	2.9

### Minutes

##	Player	G	Min	Min/G
2	Spencer, Samara	27	924	34:14
43	Daniels, Makayla	27	914	33:52
4	Poffenbarger, Saylor	26	832	32:01
30	Dauda, Maryam	27	781	28:55
0	Scott, Taliah	20	729	36:26

### Fouls

##	Player	G	PF	PF/G
30	Dauda, Maryam	27	78	2.9
43	Daniels, Makayla	27	69	2.6
4	Poffenbarger, Saylor	26	50	1.9
2	Spencer, Samara	27	47	1.7
0	Scott, Taliah	20	39	2.0

### Turnovers

##	Player	G	TO	TO/G
2	Spencer, Samara	27	79	2.9
0	Scott, Taliah	20	68	3.4
30	Dauda, Maryam	27	53	2.0
43	Daniels, Makayla	27	46	1.7
4	Poffenbarger, Saylor	26	44	1.7

### Foul Outs

##	Player	G	FO
2	Spencer, Samara	27	2
30	Dauda, Maryam	27	1

2023-24 Arkansas Women's Basketball  
Points-rebounds-assists  
All gamesPage 1/2  
as of Feb 20, 2024

Opponent	Date	Score	0	2	4	8	10	13	20	21	23	30	34
			SCOTT,TALI	SPENCER,SA	POFFENBARG	FRANKLIN,B	SÁNCHEZ CE	GOFORTH,SA	JOHNSON,KA	LINDSEY,LO	KEATS,CARL	DAUDA,MARY	LAWRENCE,J
ULM	11/07/2023	81-76	W	29-6-1	16-8-2	7-21-1	DNP	0-2-0	4-7-0	DNP	DNP	4-0-0	4-7-0
Murray St.	11/10/2023	82-79	W	25-3-1	11-5-7	10-12-3	DNP	0-2-1	9-2-0	DNP	DNP	9-0-0	3-8-0
Little Rock	11/14/2023	77-36	W	18-3-0	6-2-5	12-8-1	DNP	1-2-0	2-4-0	1-2-0	0-0-1	14-4-0	15-7-0
at Arkansas St.	11/17/2023	82-67	W	34-5-2	9-3-3	9-14-4	DNP	DNP	2-2-1	DNP	DNP	3-1-1	11-9-2
Central Ark.	11/20/2023	81-67	W	17-4-3	16-2-1	17-6-0	DNP	0-0-1	4-2-1	DNP	DNP	0-2-0	14-8-1
vs Wisconsin	11/24/2023	65-62	W	18-5-1	13-6-2	4-10-2	DNP	DNP	0-0-0	DNP	DNP	4-2-0	4-11-3
vs Marquette	11/25/2023	58-74	L	21-3-0	8-2-3	13-7-2	DNP	2-1-0	0-2-0	0-2-0	DNP	9-0-0	2-4-1
at Florida St.	11/30/2023	71-58	W	24-4-2	15-1-6	13-23-2	DNP	DNP	DNP	DNP	DNP	3-1-0	6-6-0
UCLA	12/03/2023	66-81	L	23-2-1	2-2-1	12-7-0	DNP	0-1-0	DNP	DNP	DNP	2-1-1	14-2-2
Louisiana Tech	12/07/2023	100-60	W	29-2-1	20-8-6	12-11-2	0-1-0	0-2-0	DNP	0-2-1	DNP	8-2-1	9-3-0
Ark.-Pine Bluff	12/10/2023	70-74	L	31-6-2	4-8-1	13-10-3	DNP	0-1-0	DNP	DNP	DNP	0-0-1	6-4-0
Samford	12/16/2023	68-54	W	9-0-2	20-5-4	2-13-1	DNP	2-1-0	DNP	DNP	DNP	7-0-0	11-9-0
vs Illinois	12/20/2023	60-59	W	17-1-1	17-4-1	8-19-2	DNP	0-0-0	DNP	DNP	DNP	2-0-0	9-4-0
vs UIC	12/21/2023	66-58	W	26-6-2	13-0-2	17-11-1	DNP	DNP	DNP	DNP	DNP	2-2-0	3-8-3
UIW	12/31/2023	67-48	W	24-3-4	9-3-2	9-19-2	0-0-0	2-3-0	DNP	2-0-0	DNP	0-1-1	13-5-1
at Kentucky	01/04/2024	63-73	L	11-3-0	25-7-3	9-15-1	DNP	0-0-0	DNP	0-0-0	DNP	10-1-0	4-3-1
Georgia	01/07/2024	83-43	W	DNP	15-6-4	15-17-4	0-0-0	0-1-0	DNP	5-1-0	DNP	16-1-2	8-11-1
Mississippi St.	01/11/2024	63-66	L	DNP	13-4-6	9-7-3	DNP	DNP	DNP	DNP	DNP	12-0-1	17-13-2
at Alabama	01/14/2024	77-59	W	DNP	31-14-3	9-14-0	DNP	DNP	DNP	3-2-0	DNP	7-1-0	8-12-5
at LSU	01/21/2024	68-99	L	DNP	20-5-7	2-2-0	DNP	0-1-0	DNP	6-1-0	DNP	8-4-1	16-4-0
Kentucky	01/25/2024	88-61	W	DNP	13-7-4	DNP	DNP	2-1-0	DNP	14-6-1	DNP	14-2-3	16-7-2
at Missouri	01/28/2024	67-58	W	DNP	13-6-6	24-9-2	DNP	DNP	DNP	7-3-0	DNP	0-1-0	7-4-2
Alabama	02/01/2024	70-86	L	10-3-2	14-7-2	23-11-1	DNP	DNP	DNP	2-0-0	DNP	DNP	10-4-4
Auburn	02/04/2024	74-72	W	33-2-0	10-3-5	4-13-1	DNP	DNP	DNP	0-0-0	DNP	DNP	12-11-0
at Florida	02/08/2024	81-85	L	20-2-2	13-3-4	15-12-1	DNP	DNP	DNP	0-2-3	DNP	DNP	5-9-0
at Tennessee	02/12/2024	55-81	L	23-2-2	9-3-4	2-7-0	DNP	0-0-0	DNP	0-0-0	DNP	DNP	10-5-2
Missouri	02/18/2024	75-68	W	DNP	14-5-6	13-11-2	DNP	DNP	DNP	5-4-0	DNP	11-1-0	18-5-4
				43	55								
				DANIELS,MA	ELLIS,EMRI								
ULM	11/07/2023	81-76	W	17-2-1	DNP								
Murray St.	11/10/2023	82-79	W	15-6-1	DNP								
Little Rock	11/14/2023	77-36	W	3-5-3	2-4-0								
at Arkansas St.	11/17/2023	82-67	W	8-4-2	6-0-1								
Central Ark.	11/20/2023	81-67	W	11-3-4	2-2-0								
vs Wisconsin	11/24/2023	65-62	W	22-8-3	0-1-0								
vs Marquette	11/25/2023	58-74	L	3-5-6	0-0-0								
at Florida St.	11/30/2023	71-58	W	10-6-2	9-2-0								
UCLA	12/03/2023	66-81	L	10-3-2	3-1-0								
Louisiana Tech	12/07/2023	100-60	W	12-6-7	0-1-1								
Ark.-Pine Bluff	12/10/2023	70-74	L	16-4-4	DNP								
Samford	12/16/2023	68-54	W	14-3-2	DNP								
vs Illinois	12/20/2023	60-59	W	5-3-4	DNP								
vs UIC	12/21/2023	66-58	W	2-2-0	DNP								
UIW	12/31/2023	67-48	W	8-5-1	DNP								
at Kentucky	01/04/2024	63-73	L	4-2-2	DNP								
Georgia	01/07/2024	83-43	W	24-7-3	0-0-0								
Mississippi St.	01/11/2024	63-66	L	6-6-1	0-1-0								
at Alabama	01/14/2024	77-59	W	16-3-0	DNP								
at LSU	01/21/2024	68-99	L	13-6-3	0-1-0								
Kentucky	01/25/2024	88-61	W	22-6-7	5-1-0								
at Missouri	01/28/2024	67-58	W	13-3-1	0-1-0								
Alabama	02/01/2024	70-86	L	11-1-5	0-2-1								
Auburn	02/04/2024	74-72	W	15-6-2	0-0-0								
at Florida	02/08/2024	81-85	L	26-3-3	2-2-0								
at Tennessee	02/12/2024	55-81	L	8-6-1	0-0-0								
Missouri	02/18/2024	75-68	W	14-6-2	0-1-0								

2023-24 SPECIALTY STATS  
(ARKANSAS/OPPONENT)

Opponent	Result	Pts Off TO	Pts In Paint	2nd Chance	Fast Break	Bench	Ties	Lead Chng	Best Ark				Opp Best		Ark Led	Opp Led
									Ark Largest Lead	Run	Opp Largest Lead	Run				
vs. ULM	W, 81-76	15 / 19	38 / 40	6 / 2	15 / 24	8 / 14	8	6	14	5:42	4th	9-0	5	6:05	1st	6:27
vs. Murray State	W, 82-79	12 / 30	44 / 28	4 / 9	20 / 14	18 / 43	4	3	24	7:22	3rd	11-0	5	2:02	1st	4:57
vs. Little Rock	W, 77-36	18 / 6	36 / 16	14 / 5	12 / 3	23 / 6	1	1	43	5:31	4th	15-0	2	9:30	1st	1:49
at Arkansas State	W, 82-67	13 / 11	28 / 26	16 / 14	10 / 2	11 / 8	4	11	21	0:02	3rd	10-0	6	3:49	1st	6:59
vs. Central Arkansas	W, 81-67	20 / 12	24 / 24	14 / 9	9 / 9	6 / 25	1	0	20	2:59	2nd	9-0	0	10:00	1st	0:00
vs. Wisconsin	W, 65-62	15 / 4	12 / 24	19 / 9	14 / 8	4 / 13	6	5	11	4:46	2nd	11-0	10	9:40	3rd	19:55
vs. Maquette	L, 74-58	12 / 18	14 / 36	6 / 9	16 / 15	11 / 10	0	0	0	10:00	1st	8-0	28	6:28	4th	39:15
at #15 Florida State	W, 71-58	14 / 7	20 / 24	7 / 5	9 / 7	3 / 11	3	7	23	8:36	4th	14-0	8	3:40	2nd	16:32
vs. #2 UCLA	L, 81-66	13 / 20	22 / 40	10 / 20	7 / 19	5 / 28	0	1	6	8:39	1st	15-0	30	0:35	3rd	35:59
vs. LA Tech	W, 100-60	13 / 8	42 / 28	12 / 1	17 / 9	18 / 25	0	0	44	6:44	4th	22-0	0	10:00	1st	0:00
vs. UAPB	L, 74-70	12 / 18	18 / 36	11 / 35	15 / 15	0 / 22	5	8	12	2:25	2nd	9-0	4	4:46	4th	10:32
vs. Samford	W, 68-54	16 / 19	28 / 12	12 / 4	7 / 10	12 / 0	4	2	17	0:31	4th	10-0	3	5:47	2nd	3:20
vs. Illinois	W, 60-59	5 / 11	26 / 32	10 / 13	2 / 5	4 / 11	5	12	7	8:31	1st	8-0	5	6:15	3rd	16:36
vs. UIC	W, 66-58	8 / 13	12 / 36	5 / 8	5 / 13	5 / 22	2	3	14	4:44	4th	11-0	3	7:24	1st	3:42
vs. UIW	W, 67-48	16 / 9	20 / 18	9 / 11	9 / 5	4 / 20	0	4	21	1:31	4th	10-0	6	6:10	1st	3:02
at Kentucky	L, 73-63	10 / 12	28 / 46	5 / 8	0 / 4	10 / 22	6	7	4	6:48	1st	8-0	14	0:58	2nd	24:52
vs. Georgia	W, 83-43	21 / 8	24 / 12	17 / 12	19 / 9	5 / 14	0	0	44	6:06	4th	12-0	0	10:00	1st	0:00
vs. Mississippi State	L, 66-63	0 / 8	22 / 42	12 / 10	8 / 8	6 / 6	5	2	2	3:40	4th	11-0	15	2:41	2nd	36:17
at Alabama	W, 77-59	22 / 9	40 / 24	7 / 4	9 / 10	6 / 11	1	3	20	0:58	4th	15-0	11	3:27	1st	18:42
at #10 LSU	L, 99-68	6 / 14	16 / 36	10 / 16	11 / 11	9 / 15	0	0	0	10:00	1st	6-0	34	6:22	4th	39:17
vs. Kentucky	W, 88-61	24 / 12	40 / 34	18 / 19	3 / 8	9 / 35	0	0	29	6:14	4th	18-0	0	10:00	1st	0:00
at Missouri	W, 67-58	14 / 7	18 / 16	6 / 7	0 / 0	10 / 11	7	14	11	0:29	4th	7-0	5	0:41	1st	11:42
vs. Alabama	L, 86-70	9 / 18	24 / 32	11 / 9	14 / 21	10 / 20	4	4	3	5:20	1st	12-0	25	3:20	3rd	34:01
vs. Auburn	W, 74-72	4 / 18	26 / 30	9 / 17	11 / 14	0 / 13	3	1	14	0:38	3rd	15-0	15	4:55	2nd	24:36
at Florida	L, 85-81	19 / 20	26 / 40	13 / 16	9 / 8	2 / 43	9	10	10	1:30	3rd	9-0	9	2:42	1st	21:00
at Tennessee	L, 81-55	8 / 14	16 / 34	3 / 15	16 / 23	3 / 30	0	0	0	10:00	1st	6-0	27	1:10	4th	39:33
vs. Missouri	W, 75-68	18 / 12	38 / 26	8 / 6	13 / 8	11 / 2	0	1	20	2:33	3rd	16-0	9	6:24	1st	9:42





## 2023-24 Arkansas Women's Basketball Player Highs Analysis All games

Page 1/4  
as of Feb 20, 2024

### Arkansas - Individual Game Highs

POINTS	34		Taliah Scott at Arkansas St. (11/17/2023)
	33		Taliah Scott vs Auburn (02/04/2024)
	31		Samara Spencer at Alabama (01/14/2024)
	31		Taliah Scott vs Ark.-Pine Bluff (12/10/2023)
	29		Taliah Scott vs Louisiana Tech (12/07/2023)
	29		Taliah Scott vs ULM (11/07/2023)
FIELD GOALS MADE	12		Taliah Scott vs Louisiana Tech (12/07/2023)
	12		Taliah Scott at Arkansas St. (11/17/2023)
FIELD GOAL ATTEMPTS	29		Samara Spencer at Alabama (01/14/2024)
	27		Taliah Scott at Tennessee (02/12/2024)
FIELD GOAL PERCENTAGE (min 5 made)	.857	(6-7)	Saylor Poffenbarger vs UIC (N) (12/21/2023)
	.750	(12-16)	Taliah Scott vs Louisiana Tech (12/07/2023)
3 PT FG MADE	8		Saylor Poffenbarger at Missouri (01/28/2024)
	6		Taliah Scott vs Auburn (02/04/2024)
	6		Taliah Scott vs UIC (N) (12/21/2023)
	6		Taliah Scott vs Ark.-Pine Bluff (12/10/2023)
3 PT FG ATTEMPTS	14		Taliah Scott at Tennessee (02/12/2024)
	14		Taliah Scott vs Ark.-Pine Bluff (12/10/2023)
3 PT FG PERCENTAGE (min 2 made)	1.000	(2-2)	Emrie Ellis at Arkansas St. (11/17/2023)
	.833	(5-6)	Makayla Daniels at Florida (02/08/2024)
FREE THROWS MADE	10		Samara Spencer vs ULM (11/07/2023)
	9		Samara Spencer at Kentucky (01/04/2024)
	9		Taliah Scott at Arkansas St. (11/17/2023)
	9		Taliah Scott vs ULM (11/07/2023)
FREE THROW ATTEMPTS	14		Samara Spencer at Kentucky (01/04/2024)
	13		Taliah Scott vs ULM (11/07/2023)
FREE THROW PERCENTAGE (min 3 made)	1.000	(9-9)	Taliah Scott at Arkansas St. (11/17/2023)
	1.000	(7-7)	Samara Spencer at Florida (02/08/2024)
	1.000	(7-7)	Taliah Scott vs Murray St. (11/10/2023)
	1.000	(6-6)	Taliah Scott at Florida (02/08/2024)
	1.000	(6-6)	Maryam Dauda vs Samford (12/16/2023)
	1.000	(5-5)	Makayla Daniels at Florida (02/08/2024)
	1.000	(5-5)	Taliah Scott vs Auburn (02/04/2024)
	1.000	(5-5)	Makayla Daniels at LSU (01/21/2024)
	1.000	(5-5)	Maryam Dauda vs Mississippi St. (01/11/2024)
	1.000	(5-5)	Samara Spencer vs Georgia (01/07/2024)
	1.000	(5-5)	Maryam Dauda vs UIW (12/31/2023)
	1.000	(4-4)	Makayla Daniels at Missouri (01/28/2024)
	1.000	(4-4)	Samara Spencer vs Kentucky (01/25/2024)
	1.000	(4-4)	Maryam Dauda vs Georgia (01/07/2024)
	1.000	(4-4)	Saylor Poffenbarger vs UIW (12/31/2023)
	1.000	(4-4)	Taliah Scott vs UIW (12/31/2023)
	1.000	(4-4)	Taliah Scott at Florida St. (11/30/2023)
	1.000	(4-4)	Samara Spencer vs Central Ark. (11/20/2023)
	1.000	(4-4)	Saylor Poffenbarger vs Little Rock (11/14/2023)
	1.000	(3-3)	Saylor Poffenbarger vs UIC (N) (12/21/2023)
REBOUNDS	23		Saylor Poffenbarger at Florida St. (11/30/2023)
	21		Saylor Poffenbarger vs ULM (11/07/2023)
ASSISTS	7		Makayla Daniels vs Kentucky (01/25/2024)
	7		Samara Spencer at LSU (01/21/2024)
	7		Makayla Daniels vs Louisiana Tech (12/07/2023)
	7		Samara Spencer vs Murray St. (11/10/2023)
STEALS	5		Makayla Daniels vs Georgia (01/07/2024)
	5		Saylor Poffenbarger vs UIC (N) (12/21/2023)
	5		Saylor Poffenbarger vs Louisiana Tech (12/07/2023)
BLOCKED SHOTS	10		Maryam Dauda at Alabama (01/14/2024)
	5		Saylor Poffenbarger vs Ark.-Pine Bluff (12/10/2023)
TURNOVERS	9		Taliah Scott at Arkansas St. (11/17/2023)
	7		Samara Spencer at Alabama (01/14/2024)
	7		Taliah Scott vs UIW (12/31/2023)
	7		Taliah Scott vs Ark.-Pine Bluff (12/10/2023)
FOULS	5		Samara Spencer vs Kentucky (01/25/2024)
	5		Maryam Dauda at Kentucky (01/04/2024)
	5		Samara Spencer vs Ark.-Pine Bluff (12/10/2023)



0 Taliah Scott | Fr. | 5-9 | G | Orange Park, Fla. (St. Johns Country Day School)

SCOTT BENCHMARK STATS				
SEASON HIGHS	Points	34	at A-State	11-17-23
	FG Made	12	vs. LA Tech	12-7-23*
	FG Att.	27	at Tennessee	2-12-24
	3FG Made	6	vs. Auburn	2-4-24*
	3FG Att.	14	at Tennessee	2-12-24*
	FT Made	9	at A-State	11-17-23*
	FT Att.	13	vs. ULM	11-7-23
	Off. Reb.	2	vs. UAPB	12-10-23*
	Def. Reb.	6	vs. UIC	12-21-23
	Rebounds	6	vs. UIC	12-21-23*
	Assists	4	vs. UIW	12-31-23
	Blocks	1	at Kentucky	1-4-24*

CAREER HIGHS	Points	34	at A-State	11-17-23
	FG Made	12	vs. LA Tech	12-7-23*
	FG Att.	27	at Tennessee	2-12-24
	3FG Made	6	vs. Auburn	2-4-24*
	3FG Att.	14	at Tennessee	2-12-24*
	FT Made	9	at A-State	11-17-23*
	FT Att.	13	vs. ULM	11-7-23
	Off. Reb.	2	vs. UAPB	12-10-23*
	Def. Reb.	6	vs. UIC	12-21-23
	Rebounds	6	vs. UIC	12-21-23*
	Assists	4	vs. UIW	12-31-23
	Blocks	1	at Kentucky	1-4-24*

SEC HIGHS	Points	33	vs. Auburn	2-4-24
	FG Made	11	vs. Auburn	2-4-24
	FG Att.	27	at Tennessee	2-12-24
	3FG Made	6	vs. Auburn	2-4-24
	3FG Att.	14	at Tennessee	2-12-24
	FT Made	6	at Florida	2-8-24
	FT Att.	6	at Florida	2-8-24
	Off. Reb.	1	vs. Alabama	2-1-24
	Def. Reb.	3	at Kentucky	1-4-24
	Rebounds	3	vs. Alabama	2-1-24*
	Assists	2	at Tennessee	2-12-24*
	Blocks	1	at Kentucky	1-4-24

NOTABLES	Stat	23-24	Career
	Double Figure Pts	19	19
	Double Figure Rebs	-	-
	Double-Doubles	-	-
	5+ Assists	-	-
	3+ Blocks	-	-
	3+ Steals	-	-
	Led Team in Pts	15	15
	Led Team in Reb	-	-
	20+ Points	13	13

\* Most Recent

GAME NOTES

- Out for Missouri game due to a serious family issue
- Missed six games due to injury, and has averaged 25.3 PPG in her last three game appearances
- Named to West Palm Beach Classic All-Tournament Team, averaging 21.5 PPG vs. Illinois and UIC
- Matched program record of five SEC Freshman of the Week awards just seven weeks into the season
- Leads SEC in scoring (22.1) as the only player averaging 20.0+ PPG & minutes/gm (36.4) & second in 3-pointers/game (2.6) & fourth in FT makes (88) – all stats don't show up on SEC report due to playing less than 75 percent of games
- In NCAA, 11th in points/gm & 20th in minutes/gm
- Her 442 points is higher than Kelsey Plum (401) & Chelsea Dungee (333) through their first 20 games
- No. 11 ranked player in the 2023 HoopGurlz Recruiting Rankings – ESPNW 100 and five-star prospect
- McDonald's All-American, Gatorade Florida Girls Basketball Player of the Year & Florida Dairy Farmers Miss Basketball
- Finished high school with 2,735 points, which is third most points by a NE Florida girls basketball player
- Led the country in scoring for the majority of the year during her senior year with an incredible 36.2 points, 9.2 rebounds, 4.8 assists and 3.0 steals per game at St. Johns Country Day

FASTBREAK WITH TALIAH SCOTT

- Daughter of Derrick and Marika Scott
- Her dad played basketball at UNF
- Majoring in psychology
- Was nine when she started playing basketball and seeing her brother play inspired her to do so, while she was doing gymnastics at the time
- Shot her first 3-pointer ever at an Orlando Magic game family shooting contest
- Dedicating this season to her best friend, Mike, who passed away a couple years ago

#0 SCOTT, Taliah

Opponent	Date	GS	MIN	Total		3-Pointers		Free throws		Rebounds				PF	A	TO	BLK	STL	PTS	AVG	
				FG-FGA	PCT	3FG-3FGA	PCT	FT-FTA	PCT	OFF	DEF	TOT	AVG								
ULM	11/07/2023	*	32:13	9-20	.450	2-8	.250	9-13	.692	1	5	6	6.0	2	1	2	0	0	29	29.0	
Murray St.	11/10/2023	*	34:30	9-20	.450	0-4	.000	7-7	1.000	0	3	3	4.5	0	1	5	0	0	25	27.0	
Little Rock	11/14/2023	*	28:50	6-11	.545	1-4	.250	5-6	.833	1	2	3	4.0	1	0	4	0	0	18	24.0	
at Arkansas St.	11/17/2023	*	40:00	12-21	.571	1-9	.111	9-9	1.000	2	3	5	4.3	2	2	9	0	1	34	26.5	
Central Ark.	11/20/2023	*	35:55	7-17	.412	0-3	.000	3-3	1.000	0	4	4	4.2	2	3	3	0	0	17	24.6	
vs Wisconsin	11/24/2023	*	37:56	6-20	.300	4-12	.333	2-2	1.000	0	5	5	4.3	1	1	1	0	1	18	23.5	
vs Marquette	11/25/2023	*	35:09	6-14	.429	2-7	.286	7-8	.875	0	3	3	4.1	3	0	2	0	0	21	23.1	
at Florida St.	11/30/2023	*	33:56	8-21	.381	4-13	.308	4-4	1.000	0	4	4	4.1	2	2	2	0	0	24	23.3	
UCLA	12/03/2023	*	38:55	6-21	.286	3-7	.429	8-9	.889	0	2	2	3.9	1	1	4	0	1	23	23.2	
Louisiana Tech	12/07/2023	*	31:00	12-16	.750	5-8	.625	0-4	.000	0	2	2	3.7	1	1	3	0	1	29	23.8	
Ark.-Pine Bluff	12/10/2023	*	40:00	9-20	.450	6-14	.429	7-8	.875	2	4	6	3.9	3	2	7	0	0	31	24.5	
Samford	12/16/2023	*	36:54	2-12	.167	0-5	.000	5-9	.556	0	0	0	3.6	2	2	3	1	1	9	23.2	
vs Illinois	12/20/2023	*	37:55	7-15	.467	1-6	.167	2-2	1.000	1	0	1	3.4	3	1	3	0	0	17	22.7	
vs UIC	12/21/2023	*	40:00	9-24	.375	6-12	.500	2-2	1.000	0	6	6	3.6	2	2	0	0	0	26	22.9	
UIW	12/31/2023	*	37:56	8-20	.400	4-12	.333	4-4	1.000	0	3	3	3.5	1	4	7	0	0	24	23.0	
at Kentucky	01/04/2024	*	39:59	5-16	.313	1-8	.125	0-0	.000	0	3	3	3.5	4	0	4	1	2	11	22.3	
Alabama	02/01/2024	*	28:54	3-14	.214	1-8	.125	3-4	.750	1	2	3	3.5	2	2	1	0	2	10	21.5	
Auburn	02/04/2024	*	40:00	11-23	.478	6-12	.500	5-5	1.000	0	2	2	3.4	2	0	4	0	1	33	22.2	
at Florida	02/08/2024	*	39:01	6-19	.316	2-10	.200	6-6	1.000	0	2	2	3.3	4	2	3	0	0	20	22.1	
at Tennessee	02/12/2024	*	39:36	10-27	.370	3-14	.214	0-0	.000	0	2	2	3.3	1	2	1	0	2	23	22.1	
Totals			19	728:40	151-371	.407	52-176	.295	88-105	.838	8	57	65	3.3	39	29	68	2	12	442	22.1

Player Averages

Games Played	Minutes/game	Points/game	FG Pct	3FG Pct	FT Pct	Rebounds/game	Assists/game	Turnovers/game	Assist/Turnover ratio	Steals/game	Blocks/game
20	36.4	22.1	40.7	29.5	83.8	3.3	1.5	3.4	0.4	0.6	0.1

CAREER STATISTICS

				Field Goals		3-Point		F-Throws		Rebounds				Scoring						
SEASON	TEAM	GP-GS	MIN/AVG	FG-FGA	FG%	3FG-3FGA	3FG%	FT-FTA	FT%	OFF	DEF	TOT	AVG	PF-FO	A	TO	BLK	STL	PTS	AVG
2023-24	Ark	20-19	729/36.4	151-371	.407	52-176	.295	88-105	.838	8	57	65	3.3	39-0	29	68	2	12	442	22.1
TOTAL		20-19	729/36.4	151-371	.407	52-176	.295	88-105	.838	8	57	65	3.3	39-0	29	68	2	12	442	22.1



## 2 Samara Spencer | Jr. | 5-7 | G | Fort Lauderdale, Fla. (St. Thomas Aquinas HS)

### SPENCER BENCHMARK STATS

Points	31	at Alabama	1-14-24
FG Made	11	at Alabama	1-14-24
FG Att.	29	at Alabama	1-14-24
3FG Made	3	at #10/9 LSU	1-21-24*
3FG Att.	11	vs. Wisconsin	11-24-23
FT Made	10	vs. ULM	11-7-23
FT Att.	14	at Kentucky	1-4-24
Off. Reb.	3	vs. Alabama	2-1-24
Def. Reb.	12	at Alabama	1-14-24
Rebounds	14	at Alabama	1-14-24
Assists	7	at #10/9 LSU	1-21-24*
Blocks	2	vs. Marquette	11-25-23
Steals	3	at #10/9 LSU	1-21-24*
Minutes	39	at Florida	2-8-24*

### SEASON HIGHS

Points	32	vs. Oral Roberts	12-4-22
FG Made	11	at Alabama	1-14-24
FG Att.	29	at Alabama	1-14-24
3FG Made	6	vs. Oral Roberts	12-4-22
3FG Att.	11	vs. Wisconsin	11-24-23*
FT Made	10	vs. ULM	11-7-23
FT Att.	16	vs. Lamar	12-8-22
Off. Reb.	3	vs. Alabama	2-1-24
Def. Reb.	12	at Alabama	1-14-24
Rebounds	14	at Alabama	1-14-24
Assists	11	vs. LA Tech	3-16-23
Blocks	2	vs. Marquette	11-25-23*
Steals	4	vs. NAU	11-24-22*
Minutes	43	vs. Ole Miss	1-29-23*

### CAREER HIGHS

Points	31	at Alabama	1-14-24
FG Made	11	at Alabama	1-14-24
FG Att.	29	at Alabama	1-14-24
3FG Made	5	vs. Miss. State	1-23-22
3FG Att.	8	vs. Alabama	2-1-24
FT Made	9	at Kentucky	1-4-24
FT Att.	14	at Kentucky	1-4-24
Off. Reb.	3	vs. Alabama	2-1-24
Def. Reb.	12	at Alabama	1-14-24
Rebounds	14	at Alabama	1-14-24
Assists	9	vs. Tennessee	2-16-23
Blocks	2	vs. Missouri	3-2-23
Steals	3	at #10/9 LSU	1-21-24*
Minutes	43	vs. Ole Miss	1-29-23*

### SEC HIGHS

Stat	21-22	22-23	23-24	Career
Double Figure Pts	20	27	20	67
Double Figure Rebs	-	-	1	1
Double-Doubles	-	2	1	3
5+ Assists	5	13	9	27
3+ Blocks	-	-	-	-
3+ Steals	2	4	2	8
Led Team in Pts	5	14	5	24
Led Team in Reb	1	2	2	5
20+ Points	3	8	5	16
30+ Points	-	1	1	2

### NOTABLES

\* Most Recent

### GAME NOTES

- Coming off 14 points, five rebounds and six assists vs. Missouri at home
  - Registered third career double-double w/ 31 points & 14 rebounds w/ three assists at Alabama
  - Tied a game-high 17 points with the game-winning assist vs. Illinois at the West Palm Beach Classic
  - Became 33rd member of the 1K club at Arkansas, sixth in the Mike Neighbors era at No. 15 Florida State
  - Ranks second in free throw makes (105) & minutes/gm (34.1), third in free throw attempts (140) in SEC, & in league games, sits second in minutes/gm (37.3), fourth in assists/gm (4.4) & 12th in scoring (16.0)
  - Among active SEC players, fourth in assists (350), which is 11th most in school history and eighth in scoring (1,279), 21st most in Arkansas history
  - Leading returning scorer with 14.4 PPG and a team-leading 154 assists last season
  - Logged a near triple-double with 14 points, 11 assists and six rebounds vs. LA Tech in WNIT First Round
  - Named 2022 SEC Freshman of the Year
- ### FASTBREAK WITH SAMARA SPENCER
- Majoring in recreation and sport management
  - Realized she wanted to play basketball when she saw her was watching a Tennessee WBB game when she was 7
  - Loves to take pictures as a hobby
  - Wears #2 because it's her favorite number
  - Most notable skills on court: speed and IQ
  - Proudest accomplishment in basketball: winning SEC Freshman of the Year

### #2 SPENCER, Samara

Opponent	Date	GS	MIN	Total		3-Pointers		Free throws		Rebounds		PF	A	TO	BLK	STL	PTS	AVG			
				FG-FGA	PCT	3FG-3FGA	PCT	FT-FTA	PCT	OFF	DEF								TOT	AVG	
ULM	11/07/2023	*	30:29	3-7	.429	0-1	.000	10-12	.833	1	7	8	8.0	0	2	5	0	1	16	16.0	
Murray St.	11/10/2023	*	38:09	4-9	.444	2-5	.400	1-2	.500	0	5	5	6.5	2	7	4	0	0	11	13.5	
Little Rock	11/14/2023	*	25:00	3-8	.375	0-3	.000	0-0	.000	0	2	2	5.0	0	5	0	0	1	6	11.0	
at Arkansas St.	11/17/2023	*	31:42	3-6	.500	0-2	.000	3-3	1.000	0	3	3	4.5	2	3	1	0	2	9	10.5	
Central Ark.	11/20/2023	*	23:16	5-9	.556	2-4	.500	4-4	1.000	0	2	2	4.0	0	1	1	0	1	16	11.6	
vs Wisconsin	11/24/2023	*	35:15	3-17	.176	3-11	.273	4-6	.667	1	5	6	4.3	1	2	3	1	2	13	11.8	
vs Marquette	11/25/2023	*	32:44	2-8	.250	1-3	.333	3-5	.600	0	2	2	4.0	1	3	3	2	1	8	11.3	
at Florida St.	11/30/2023	*	37:34	5-15	.333	3-7	.429	2-2	1.000	0	1	1	3.6	1	6	2	0	0	15	11.8	
UCLA	12/03/2023	*	21:41	1-4	.250	0-0	.000	0-0	.000	0	2	2	3.4	3	1	2	0	3	2	10.7	
Louisiana Tech	12/07/2023	*	29:24	7-12	.583	3-8	.375	3-6	.500	1	7	8	3.9	0	6	3	0	2	20	11.6	
Ark.-Pine Bluff	12/10/2023	*	33:05	1-11	.091	1-4	.250	1-2	.500	1	7	8	4.3	5	1	2	0	2	4	10.9	
Samford	12/16/2023	*	35:18	7-12	.583	0-2	.000	6-8	.750	0	5	5	4.3	1	4	1	0	0	20	11.7	
vs Illinois	12/20/2023	*	35:15	7-19	.368	2-7	.286	1-4	.250	0	4	4	4.3	2	1	4	0	1	17	12.1	
vs UIC	12/21/2023	*	37:52	3-14	.214	2-6	.333	5-6	.833	0	0	0	4.0	0	2	3	0	0	13	12.1	
UIW	12/31/2023	*	30:16	3-5	.600	1-3	.333	2-3	.667	1	2	3	3.9	2	2	1	0	2	9	11.9	
at Kentucky	01/04/2024	*	39:15	8-17	.471	0-2	.000	9-14	.643	2	5	7	4.1	2	3	4	0	2	25	12.8	
Georgia	01/07/2024	*	37:37	4-15	.267	2-6	.333	5-5	1.000	1	5	6	4.2	1	4	3	0	1	15	12.9	
Mississippi St.	01/11/2024	*	38:45	5-20	.250	1-7	.143	2-2	1.000	1	3	4	4.2	0	6	2	0	0	13	12.9	
at Alabama	01/14/2024	*	39:24	11-29	.379	2-7	.286	7-8	.875	2	12	14	4.7	3	3	7	0	2	31	13.8	
at LSU	01/21/2024	*	35:26	5-22	.227	3-9	.333	7-8	.875	0	5	5	4.8	4	7	3	0	3	20	14.2	
Kentucky	01/25/2024	*	29:29	4-15	.267	1-5	.200	4-4	1.000	1	6	7	4.9	4	4	3	0	1	13	14.1	
at Missouri	01/28/2024	*	38:51	4-8	.500	0-2	.000	5-8	.625	0	6	6	4.9	2	6	6	0	1	13	14.0	
Alabama	02/01/2024	*	36:48	4-14	.286	2-8	.250	4-5	.800	3	4	7	5.0	2	2	4	0	1	14	14.0	
Auburn	02/04/2024	*	38:14	4-11	.364	0-2	.000	2-4	.500	0	3	3	4.9	3	5	2	0	1	10	13.9	
at Florida	02/08/2024	*	38:35	3-9	.333	0-2	.000	7-7	1.000	2	1	3	4.8	1	4	3	0	2	13	13.8	
at Tennessee	02/12/2024	*	37:26	3-8	.375	0-2	.000	3-4	.750	0	3	3	4.8	2	4	3	0	2	9	13.7	
Missouri	02/18/2024	*	37:16	4-13	.308	1-5	.200	5-8	.625	1	4	5	4.8	2	6	4	0	0	14	13.7	
Totals			27	924:05	116-337	.344	32-123	.260	105-140	.750	18	111	129	4.8	47	100	79	3	34	369	13.7

### Player Averages

Games Played	Minutes/game	Points/game	FG Pct	3FG Pct	FT Pct	Rebounds/game	Assists/game	Turnovers/game	Assist/Turnover ratio	Steals/game	Blocks/game
27	34.2	13.7	34.4	26.0	75.0	4.8	3.7	2.9	1.3	1.3	0.1

### CAREER STATISTICS

			Field Goals		3-Point		F-Throws		Rebounds										Scoring	
SEASON	TEAM	GP-GS	MIN/AVG	FG-FGA	FG%	3FG-3FGA	3FG%	FT-FTA	FT%	OFF	DEF	TOT	AVG	PF-FO	A	TO	BLK	STL	PTS	AVG
2021-22	Ark	31-27	930/30.0	138-325	.425	44-128	.344	59-98	.602	18	96	114	3.7	49-0	96	82	8	36	379	12.2
2022-23	Ark	37-37	1256/33.9	183-459	.399	65-201	.323	100-182	.549	6	133	139	3.8	70-2	154	112	10	41	531	14.4
2023-24	Ark	27-27	924/34.2	116-337	.344	32-123	.260	105-140	.750	18	111	129	4.8	47-2	100	79	3	34	369	13.7
TOTAL		95-91	3110/32.7	437-1121	.390	141-452	.312	264-420	.629	42	340	382	4.0	166-4	350	273	21	111	1279	13.5





4 Saylor Poffenbarger | R-So. | 6-2 | G | Middletown, Conn. (Middletown HS | UConn)

POFFENBARGER BENCHMARK STATS

SEASON HIGHS	Points	24	at Missouri	1-28-24
	FG Made	9	vs. Alabama	2-1-24
	FG Att.	18	vs. Alabama	2-1-24*
	3FG Made	8	at Missouri	1-28-24
	3FG Att.	12	at #15 FSU	11-30-23
	FT Made	5	at Kentucky	1-4-24*
	FT Att.	6	at Kentucky	1-4-24
	Off. Reb.	5	at Alabama	1-14-24*
	Def. Reb.	19	at #15 FSU	11-30-23
	Rebounds	23	at #15 FSU	11-30-23
	Assists	4	vs. Georgia	1-7-24*
	Blocks	5	vs. UAPB	12-10-23
	Steals	5	vs. UIC	12-21-23*

CAREER HIGHS	Points	24	at Missouri	1-28-24*
	FG Made	9	vs. Alabama	2-1-24
	FG Att.	18	vs. Alabama	2-1-24*
	3FG Made	8	at Missouri	1-28-24
	3FG Att.	12	at #15 FSU	11-30-23
	FT Made	6	at Missouri	1-8-23
	FT Att.	7	at Missouri	1-8-23
	Off. Reb.	5	at Alabama	1-14-24*
	Def. Reb.	19	at #15 FSU	11-30-23
	Rebounds	23	at #15 FSU	11-30-23
	Assists	6	vs. #25 K-State	11-26-22
	Blocks	5	vs. UAPB	12-10-23
	Steals	5	vs. UIC	12-21-23*

SEC HIGHS	Points	24	at Missouri	1-28-24*
	FG Made	9	vs. Alabama	2-1-24
	FG Att.	18	vs. Alabama	2-1-24
	3FG Made	8	at Missouri	1-28-24
	3FG Att.	11	at Missouri	1-28-24
	FT Made	7	vs. Vanderbilt	1-16-23
	FT Att.	8	vs. Vanderbilt	1-16-23
	Off. Reb.	5	at Alabama	1-14-24
	Def. Reb.	13	vs. Georgia	1-7-24*
	Rebounds	17	vs. Georgia	1-7-24
	Assists	5	vs. Texas A&M	2-26-23
	Blocks	3	at #10-9 LSU	1-21-24*
	Steals	3	at Kentucky	1-4-24

NOTABLES	Stat	22-23	23-24	Career
	Double Figure Pts	13	14	27
	Double Figure Rebs	9	18	27
	20+ Rebounds	-	2	2
	Double-Doubles	4	9	13
	5+ Assists	6	-	6
	3+ Blocks	2	5	7
	3+ Steals	-	5	5
	Led Team in Pts	4	3	7
	Led Team in Reb	15	22	37
	20+ Points	2	2	4
	30+ Points	-	-	-
	* Most Recent			

GAME NOTES

- Coming off ninth double-double w/ 13 points & 11 rebounds vs. Missouri at home
- Registered back-to-back 20-point games w/ 23 points & 11 boards vs. Alabama after previously logging 24 points off eight 3-pointers, second most in a game in school history, vs. Missouri
- Broke the school record for single-game rebounds with 23 at No. 15 Florida State
- Only player in Arkansas history to log four 19+ rebound games in a career (done all this season)
- Leads SEC in defensive rebounds/gm (9.8), second in rebounds/gm (11.9), sixth in 3-pointers/gm (2.3), eighth in minutes/gm (32.01) & 10th in blocks/gm (1.3)
- In the NCAA, No. 2 in defensive rebounds/gm, fourth in rebounds/gm & fifth in total rebounds (309)
- Has logged 24 more offensive rebounds in 26 games this year (54) than she had all 2022-23 (30)
- Sits No. 2 in single-season def. rebounds (255) & No. 4 single-season total rebounds in school history
- Second in career defensive rebounds with 480, as just a sophomore, 34 off from record
- Named to SEC All-Freshman Team and tied school record with five SEC Freshman of the Week awards
- Transferred to Arkansas midyear during 2021-22 season from UConn

FASTBREAK WITH SAYLOR POFFENBARGER

- Majoring in communication
- Switched to No. 4 this season to honor her brother, Fordham, who passed away when he was 4
- Also playing for Ella Bresee, her best friend who passed away from brain cancer
- Comes from an athletic family: mother, Amy, played basketball at Missouri and was a huge influence on Saylor's basketball journey, and three of her brothers play quarterback: Reese - starting quarterback for Albany, Brittin - sophomore in HS football and Higgins -fifth grade football player
- Played against teammate Makayla Daniels a few times in high school, growing up 10 miles from her
- Favorite movie: Legally Blonde

#4 POFFENBARGER, Saylor

Opponent	Date	GS	MIN	Total		3-Pointers		Free throws		Rebounds				PF	A	TO	BLK	STL	PTS	AVG	
				FG-FGA	PCT	3FG-3FGA	PCT	FT-FTA	PCT	OFF	DEF	TOT	AVG								
ULM	11/07/2023	*	37:51	3-12	.250	0-5	.000	1-2	.500	3	18	21	21.0	1	1	2	1	1	7	7.0	
Murray St.	11/10/2023	*	31:57	4-9	.444	0-2	.000	2-4	.500	1	11	12	16.5	3	3	3	3	3	10	8.5	
Little Rock	11/14/2023	*	24:09	3-8	.375	2-4	.500	4-4	1.000	1	7	8	13.7	1	1	0	2	1	12	9.7	
at Arkansas St.	11/17/2023	*	29:48	4-10	.400	1-5	.200	0-0	.000	4	10	14	13.8	2	4	1	0	0	9	9.5	
Central Ark.	11/20/2023	*	26:47	6-10	.600	3-4	.750	2-2	1.000	1	5	6	12.2	1	0	0	1	2	17	11.0	
vs Wisconsin	11/24/2023	*	32:28	2-8	.250	0-4	.000	0-4	.000	3	7	10	11.8	1	2	1	1	3	4	9.8	
vs Marquette	11/25/2023	*	23:55	5-11	.455	3-7	.429	0-0	.000	1	6	7	11.1	1	2	1	2	0	13	10.3	
at Florida St.	11/30/2023	*	37:43	4-18	.222	4-12	.333	1-2	.500	4	19	23	12.6	2	2	1	3	2	13	10.6	
UCLA	12/03/2023	*	28:23	5-13	.385	2-4	.500	0-0	.000	1	6	7	12.0	0	0	2	1	1	12	10.8	
Louisiana Tech	12/07/2023	*	21:33	5-11	.455	2-3	.667	0-0	.000	2	9	11	11.9	0	2	2	0	5	12	10.9	
Ark.-Pine Bluff	12/10/2023	*	39:09	4-15	.267	4-9	.444	1-2	.500	2	8	10	11.7	2	3	2	5	2	13	11.1	
Samford	12/16/2023	*	31:23	0-5	.000	0-4	.000	2-3	.667	3	10	13	11.8	2	1	2	0	1	2	10.3	
vs Illinois	12/20/2023	*	37:09	2-7	.286	1-4	.250	3-5	.600	5	14	19	12.4	3	2	0	2	1	8	10.2	
vs UIC	12/21/2023	*	37:52	6-7	.857	2-3	.667	3-3	1.000	2	9	11	12.3	1	1	1	1	5	17	10.6	
UIW	12/31/2023	*	27:57	2-11	.182	1-6	.167	4-4	1.000	2	17	19	12.7	1	2	4	0	0	9	10.5	
at Kentucky	01/04/2024	*	40:00	2-11	.182	0-5	.000	5-6	.833	2	13	15	12.9	3	1	4	3	3	9	10.4	
Georgia	01/07/2024	*	35:01	5-12	.417	4-6	.667	1-2	.500	4	13	17	13.1	3	4	2	0	1	15	10.7	
Mississippi St.	01/11/2024	*	40:00	3-13	.231	3-9	.333	0-0	.000	2	5	7	12.8	0	3	1	2	1	9	10.6	
at Alabama	01/14/2024	*	34:31	4-12	.333	1-5	.200	0-0	.000	5	9	14	12.8	3	0	2	1	1	9	10.5	
at LSU	01/21/2024	*	15:12	1-4	.250	0-2	.000	0-0	.000	1	1	2	12.3	4	0	0	3	0	2	10.1	
at Missouri	01/28/2024	*	37:42	8-13	.615	8-11	.727	0-0	.000	0	9	9	12.1	3	2	4	0	1	24	10.8	
Alabama	02/01/2024	*	30:16	9-18	.500	4-9	.444	1-3	.333	1	10	11	12.1	2	1	0	0	2	23	11.3	
Auburn	02/04/2024	*	34:55	1-8	.125	0-5	.000	2-2	1.000	1	12	13	12.1	4	1	3	0	0	4	11.0	
at Florida	02/08/2024	*	34:33	6-12	.500	3-7	.429	0-0	.000	2	10	12	12.1	1	1	3	0	1	15	11.2	
at Tennessee	02/12/2024	*	23:04	1-5	.200	0-2	.000	0-0	.000	0	7	7	11.9	3	0	1	0	1	2	10.8	
Missouri	02/18/2024	*	38:56	5-10	.500	3-7	.429	0-0	.000	1	10	11	11.9	3	2	2	1	1	13	10.9	
Totals			26	832:15	100-273	.366	51-144	.354	32-48	.667	54	255	309	11.9	50	41	44	32	39	283	10.9

Player Averages

Games Played	Minutes/game	Points/game	FG Pct	3FG Pct	FT Pct	Rebounds/game	Assists/game	Turnovers/game	Assist/Turnover ratio	Steals/game	Blocks/game
26	32.0	10.9	36.6	35.4	66.7	11.9	1.6	1.7		0.9	1.5

CAREER STATISTICS

SEASON	TEAM	GP-GS	MIN/AVG	Field Goals		3-Point		F-Throws		Rebounds				Scoring						
				FG-FGA	FG%	3FG-3FGA	3FG%	FT-FTA	FT%	OFF	DEF	TOT	AVG	PF-FO	A	TO	BLK	STL	PTS	AVG
2020-21	UConn	12-0	33/2.7	2-15	.133	1-11	.091	1-1	1.000	1	3	4	0.3	2-0	0	0	1	0	6	0.5
2022-23	Ark	37-37	1190/32.2	109-329	.331	36-157	.229	62-88	.705	30	225	255	6.9	87-3	89	76	40	20	316	8.5
2023-24	Ark	26-26	832/32.0	100-273	.366	51-144	.354	32-48	.667	54	255	309	11.9	50-0	41	44	32	39	283	10.9
TOTAL FOR Ark		63-63	2022/32.1	209-602	.347	87-301	.289	94-136	.691	84	480	564	9.0	137-3	130	120	72	59	599	9.5
TOTAL		75-63	2055/27.4	211-617	.342	88-312	.282	95-137	.693	85	483	568	7.6	139-3	130	120	73	59	605	8.1



8 Bea Franklin | Gr. | 5-10 | G | Seattle, Wash. (Seattle Prep)

FRANKLIN BENCHMARK STATS

SEASON HIGHS

Points	N/A		
FG Made	N/A		
FG Att.	1	vs. LA Tech	12-7-23
3FG Made	N/A		
3FG Att.	N/A		
FT Made	N/A		
FT Att.	N/A		
Off. Reb.	1	vs. LA Tech	12-7-23
Def. Reb.	N/A		
Rebounds	1	vs. LA Tech	12-7-23
Assists	N/A		
Blocks	N/A		
Steals	N/A		
Minutes	5	vs. LA Tech	12-7-23

CAREER HIGHS

Points	N/A		
FG Made	N/A		
FG Att.	1	vs. LA Tech	12-7-23
3FG Made	N/A		
3FG Att.	N/A		
FT Made	N/A		
FT Att.	N/A		
Off. Reb.	1	vs. LA Tech	12-7-23
Def. Reb.	N/A		
Rebounds	1	vs. LA Tech	12-7-23
Assists	N/A		
Blocks	N/A		
Steals	N/A		
Minutes	5	vs. LA Tech	12-7-23

SEC HIGHS

Points	N/A		
FG Made	N/A		
FG Att.	N/A		
3FG Made	N/A		
3FG Att.	N/A		
FT Made	N/A		
FT Att.	N/A		
Off. Reb.	N/A		
Def. Reb.	N/A		
Rebounds	N/A		
Assists	N/A		
Blocks	N/A		
Steals	N/A		
Minutes	2	vs. Georgia	1-7-24

NOTABLES

Stat	23-24	Career
Double Figure Pts	-	-
Double Figure Rebs	-	-
Double-Doubles	-	-
5+ Assists	-	-
3+ Blocks	-	-
3+ Steals	-	-
Led Team in Pts	-	-
Led Team in Reb	-	-
20+ Points	-	-
30+ Points	-	-

\* Most Recent

GAME NOTES

- Has been away from the team the past month to attend training camp for the Chicago Red Stars, the franchise who drafted her in the third round, No. 41 overall, in the NWSL Draft
- Made SEC debut on the basketball court, logging nearly 2.5 minutes vs. Georgia
- Logged first collegiate basketball appearance vs. LA Tech, pulling down an offensive board in five minutes
- Three-sport athlete in high school with soccer, basketball and tennis
- Led Seattle Prep to a 20-9 record, 12-4 in 3A Metro Girls Basketball standings in 2016-17
- During the 2016-17 season, averaged 9.9 points, 4.6 rebounds, 4.1 assists & 1.5 steals per game
- On the soccer pitch, tabbed 2023 SEC Midfielder of the Year and SEC Scholar-Athlete of the Year
- Named All-American in her graduate season, leading Hogs in goals (9), assists (9) and points
- Two-time All-SEC Team recipient and All-Tournament Team honoree for Arkansas soccer
- Served as Student-Athlete Advisory Committee President in 2022-23

DUAL SPORT WBB STUDENT-ATHLETES IN NCAA

- Anaya Brown – track & field and basketball at UT Martin
- Nadiyah Byard – track & field (high jump) and basketball at App State
- Maggie Pina – field hockey and basketball at BU, now at Northwestern
- Tori Tollefson – softball and basketball at South Dakota State

#8 FRANKLIN, Bea

Opponent	Date	GS	MIN	Total		3-Pointers		Free throws		Rebounds				PF	A	TO	BLK	STL	PTS	AVG
				FG-FGA	PCT	3FG-3FGA	PCT	FT-FTA	PCT	OFF	DEF	TOT	AVG							
Louisiana Tech	12/07/2023		05:13	0-1	.000	0-0	.000	0-0	.000	1	0	1	1.0	0	0	0	0	0	0	0.0
UIW	12/31/2023		01:06	0-0	.000	0-0	.000	0-0	.000	0	0	0	0.5	1	0	0	0	0	0	0.0
Georgia	01/07/2024		02:23	0-0	.000	0-0	.000	0-0	.000	0	0	0	0.3	0	0	1	0	0	0	0.0
Totals			0 08:42	0-1	.000	0-0	.000	0-0	.000	1	0	1	0.3	1	0	1	0	0	0	0.0

Player Averages

Games Played	Minutes/ game	Points/ game	FG Pct	3FG Pct	FT Pct	Rebounds/ game	Assists/ game	Turnovers/ game	Assist/Turnover ratio	Steals/ game	Blocks/ game
3	2.9	0.0	0.0	0.0	0.0	0.3	0.0	0.3	0.0	0.0	0.0

CAREER STATISTICS

				Field Goals		3-Point		F-Throws		Rebounds				Scoring						
SEASON	TEAM	GP-GS	MIN/AVG	FG-FGA	FG%	3FG-3FGA	3FG%	FT-FTA	FT%	OFF	DEF	TOT	AVG	PF-FO	A	TO	BLK	STL	PTS	AVG
2023-24	Ark	3-0	9/2.9	0-1	.000	0-0	.000	0-0	.000	1	0	1	0.3	1-0	0	1	0	0	0	0.0
TOTAL		3-0	9/2.9	0-1	.000	0-0	.000	0-0	.000	1	0	1	0.3	1-0	0	1	0	0	0	0.0



10 Cristina Sanchez Cerqueira | Fr. | 6-1 | F | Granada, Spain (Segle XXI)

SANCHEZ BENCHMARK STATS

SEASON HIGHS	Points	2	vs. Kentucky	1-25-24*
	FG Made	1	vs. Kentucky	1-25-24*
	FG Att.	3	vs. Marquette	11-25-23
	3FG Made	N/A		
	3FG Att.	1	at Kentucky	1-4-24*
	FT Made	1	at Tennessee	2-12-24
	FT Att.	2	vs. Little Rock	11-14-23
	Off. Reb.	2	vs. Little Rock	11-14-23
	Def. Reb.	2	vs. UIW	12-31-23*
	Rebounds	3	vs. UIW	12-31-23
	Assists	1	vs. Murray State	11-10-23
	Blocks	1	at Tennessee	2-12-24*

CAREER HIGHS	Points	2	vs. Kentucky	1-25-24*
	FG Made	1	vs. Kentucky	1-25-24*
	FG Att.	3	vs. Marquette	11-25-23
	3FG Made	N/A		
	3FG Att.	1	at Kentucky	1-4-24*
	FT Made	1	at Tennessee	2-12-24
	FT Att.	2	vs. Little Rock	11-14-23
	Off. Reb.	2	vs. Little Rock	11-14-23
	Def. Reb.	2	vs. UIW	12-31-23*
	Rebounds	3	vs. UIW	12-31-23
	Assists	1	vs. Murray State	11-10-23
	Blocks	1	at Tennessee	2-12-24*

SEC HIGHS	Points	2	vs. Kentucky	1-25-24
	FG Made	1	vs. Kentucky	1-25-24
	FG Att.	1	vs. Kentucky	1-25-24*
	3FG Made	N/A		
	3FG Att.	1	at Kentucky	1-4-24
	FT Made	N/A		
	FT Att.	N/A		
	Off. Reb.	N/A		
	Def. Reb.	1	vs. Kentucky	1-25-24*
	Rebounds	1	vs. Kentucky	1-25-24*
	Assists	N/A		
	Blocks	1	at Tennessee	2-12-24*

NOTABLES	Stat	23-24	Career
	Double Figure Pts	-	-
	Double Figure Rebs	-	-
	Double-Doubles	-	-
	5+ Assists	-	-
	3+ Blocks	-	-
	3+ Steals	-	-
	Led Team in Pts	-	-
	Led Team in Reb	-	-
	20+ Points	-	-
	30+ Points	-	-

\* Most Recent

GAME NOTES

- In her fifth SEC game appearance, registered one block and played four minutes at Tennessee
- Scored first collegiate field goal vs. Marquette at the Fort Myers Tip-Off
- A member of the Spanish National Team
- Played at FIBA U18 3x3 World Cup in Hungary and the European Youth Olympic Festival 3x3 in Slovenia
- With Segle XXI, played in 26 games during the 2022-23 season, averaging 6.4 points, 5.4 rebounds and 1.3 steals per game
- Efficient rebounder with Segle XXI, logging 15 games with 5+ rebounds
- Earned gold and silver medals at the Andalucian Cup U14
- Chosen to the Andalucias Team three times and won a silver and bronze medal at the nationals cup

FASTBREAK WITH CRISTINA SANCHEZ CERQUEIRA

- Daughter of Peque and Felix and has a little brother
- Her parents both played basketball and inspire her the most
- Majoring in kinesiology
- She was 13 when she first started playing basketball and was a gymnast before that until she was getting too tall
- Loves going to Jenna Lawrences' family's house for dinner
- Favorite professional team is FCB (Barcelona) and favorite professional athlete is Rafa Nadal

#10 SÁNCHEZ CERQUEIRA, Cristina

Opponent	Date	GS	MIN	Total		3-Pointers		Free throws		Rebounds				PF	A	TO	BLK	STL	PTS	AVG
				FG-FGA	PCT	3FG-3FGA	PCT	FT-FTA	PCT	OFF	DEF	TOT	AVG							
ULM	11/07/2023		02:09	0-2	.000	0-0	.000	0-0	.000	1	1	2	2.0	0	0	0	0	0	0	0.0
Murray St.	11/10/2023		04:58	0-1	.000	0-0	.000	0-0	.000	0	2	2	2.0	2	1	0	0	0	0	0.0
Little Rock	11/14/2023		05:43	0-2	.000	0-0	.000	1-2	.500	2	0	2	2.0	0	0	0	1	0	1	0.3
Central Ark.	11/20/2023		06:27	0-0	.000	0-0	.000	0-0	.000	0	0	0	1.5	2	1	0	0	0	0	0.3
vs Marquette	11/25/2023		09:02	1-3	.333	0-1	.000	0-0	.000	1	0	1	1.4	0	0	3	0	0	2	0.6
UCLA	12/03/2023		03:39	0-0	.000	0-0	.000	0-0	.000	0	1	1	1.3	2	0	0	0	0	0	0.5
Louisiana Tech	12/07/2023		10:56	0-1	.000	0-0	.000	0-0	.000	0	2	2	1.4	2	0	0	0	0	0	0.4
Ark.-Pine Bluff	12/10/2023		05:59	0-0	.000	0-0	.000	0-0	.000	0	1	1	1.4	2	0	0	0	0	0	0.4
Samford	12/16/2023		03:14	1-1	1.000	0-0	.000	0-0	.000	0	1	1	1.3	0	0	0	0	0	2	0.6
vs Illinois	12/20/2023		04:03	0-2	.000	0-0	.000	0-0	.000	0	0	0	1.2	1	0	0	0	0	0	0.5
UIW	12/31/2023		05:21	1-2	.500	0-0	.000	0-0	.000	1	2	3	1.4	0	0	1	0	0	2	0.6
at Kentucky	01/04/2024		03:26	0-1	.000	0-1	.000	0-0	.000	0	0	0	1.3	0	0	1	0	0	0	0.6
Georgia	01/07/2024		02:23	0-0	.000	0-0	.000	0-0	.000	0	1	1	1.2	1	0	0	1	0	0	0.5
at LSU	01/21/2024		04:04	0-1	.000	0-0	.000	0-0	.000	0	1	1	1.2	0	0	0	0	0	0	0.5
Kentucky	01/25/2024		01:46	1-1	1.000	0-0	.000	0-0	.000	0	1	1	1.2	0	0	0	0	0	2	0.6
at Tennessee	02/12/2024		04:03	0-1	.000	0-1	.000	0-0	.000	0	0	0	1.1	0	0	0	1	0	0	0.6
Totals		0	77:12	4-18	.222	0-3	.000	1-2	.500	5	13	18	1.1	12	2	5	3	0	9	0.6

Player Averages

Games Played	Minutes/ game	Points/ game	FG Pct	3FG Pct	FT Pct	Rebounds/ game	Assists/ game	Turnovers/ game	Assist/Turnover ratio	Steals/ game	Blocks/ game
16	4.8	0.6	22.2	0.0	50.0	1.1	0.1	0.3	0.4	0.0	0.2

CAREER STATISTICS

				Field Goals		3-Point		F-Throws		Rebounds				Scoring	
SEASON	TEAM	GP-GS	MIN/AVG	FG-FGA	FG%	3FG-3FGA	3FG%	FT-FTA	FT%	OFF	DEF	TOT	AVG	PF-FO	PTS AVG
2023-24	Ark	16-0	77/4.8	4-18	.222	0-3	.000	1-2	.500	5	13	18	1.1	12-0	9 0.6
TOTAL		16-0	77/4.8	4-18	.222	0-3	.000	1-2	.500	5	13	18	1.1	12-0	9 0.6





**20** Karley Johnson | So. | 5-9 | G | Oklahoma City, Okla. (Mustang HS)

## JOHNSON BENCHMARK STATS

### SEASON HIGHS

Points	14	vs. Kentucky	1-25-24
FG Made	4	vs. Kentucky	1-25-24
FG Att.	7	at Missouri	1-28-24
3FG Made	2	vs. Kentucky	1-25-24
3FG Att.	4	at Missouri	1-28-24
FT Made	4	vs. Kentucky	1-25-24
FT Att.	6	vs. Kentucky	1-25-24
Off. Reb.	2	at Missouri	1-28-24*
Def. Reb.	4	vs. Kentucky	1-25-24
Rebounds	6	vs. Kentucky	1-25-24
Assists	3	at Florida	2-8-24
Blocks	N/A		
Steals	1	vs. Missouri	2-18-24*
Minutes	36	vs. Kentucky	1-25-24

### CAREER HIGHS

Points	14	vs. Kentucky	1-25-24
FG Made	4	vs. Kentucky	1-25-24
FG Att.	7	at Missouri	1-28-24
3FG Made	2	vs. Kentucky	1-25-24
3FG Att.	4	at Missouri	1-28-24
FT Made	4	vs. Kentucky	1-25-24
FT Att.	6	vs. Kentucky	1-25-24
Off. Reb.	2	at Missouri	1-28-24*
Def. Reb.	4	vs. Kentucky	1-25-24
Rebounds	6	vs. Kentucky	1-25-24
Assists	3	at Florida	2-8-24
Blocks	N/A		
Steals	1	vs. Missouri	2-18-24*
Minutes	36	vs. Kentucky	1-25-24

### SEC HIGHS

Points	14	vs. Kentucky	1-25-24
FG Made	4	vs. Kentucky	1-25-24
FG Att.	7	at Missouri	1-28-24
3FG Made	2	vs. Kentucky	1-25-24
3FG Att.	4	at Missouri	1-28-24
FT Made	4	vs. Kentucky	1-25-24
FT Att.	6	vs. Kentucky	1-25-24
Off. Reb.	2	at Missouri	1-28-24*
Def. Reb.	4	vs. Kentucky	1-25-24
Rebounds	6	vs. Kentucky	1-25-24
Assists	3	at Florida	2-8-24
Blocks	N/A		
Steals	1	vs. Missouri	2-18-24*
Minutes	36	vs. Kentucky	1-25-24

### NOTABLES

Stat	22-23	23-24	Career
Double Figure Pts	-	1	1
Double Figure Rebs	-	-	-
Double-Doubles	-	-	-
5+ Assists	-	-	-
3+ Blocks	-	-	-
3+ Steals	-	-	-
Led Team in Pts	-	-	-
Led Team in Reb	-	-	-
20+ Points	-	-	-
30+ Points	-	-	-

\* Most Recent

## GAME NOTES

- Coming off third start of the season, logging five points, four rebounds & one steal vs. Missouri at home
- Registered seven points and three rebounds in 34 minutes off the bench at Missouri
- Tallied career highs in points w/ 14, rebounds with six and minutes with 36 vs. Kentucky in first start
- Has played in 11 of the team's 12 SEC games for 15 total game appearances this season
- Scored in nine games this season, while grabbing a steal in six contests
- Appeared in 10 games as a freshman in 2022-23
- Recognized as a 2022 McDonald's All-American nominee
- Tabbed a four-time Oklahoman's Super 5 Honorable Mention choice
- As a senior at Mustang, averaged 12.3 points, 4.3 rebounds and 3.1 assists per game

## FASTBREAK WITH KARLEY JOHNSON

- One of nine children
- Majoring in family science
- Wears #20 because her grandpa wore it
- Notes how much she loved how the staff treated her and her family during the recruiting process
- Pregame ritual: puts everything on left to right
- Has English bulldogs named Roxie and Gus and a cat named Toast

## #20 JOHNSON, Karley

#20 JORDAN, KANEY																				
Opponent	Date	GS	MIN	Total		3-Pointers		Free throws		Rebounds			PF	A	TO	BLK	STL	PTS	AVG	
				FG-FGA	PCT	3FG-3FGA	PCT	FT-FTA	PCT	OFF	DEF	TOT	AVG							
Little Rock	11/14/2023		10:00	0-3	.000	0-1	.000	1-2	.500	2	0	2	2.0	0	0	0	0	1	1.0	
vs Marquette	11/25/2023		04:09	0-0	.000	0-0	.000	0-0	.000	0	2	2	2.0	0	0	0	0	1	0.5	
Louisiana Tech	12/07/2023		12:57	0-2	.000	0-0	.000	0-2	.000	1	1	2	2.0	2	1	0	0	1	0.3	
UIW	12/31/2023		02:06	1-1	1.000	0-0	.000	0-0	.000	0	0	0	1.5	0	0	0	0	2	0.8	
at Kentucky	01/04/2024		00:01	0-0	.000	0-0	.000	0-0	.000	0	0	0	1.2	1	0	0	0	0	0.6	
Georgia	01/07/2024		05:15	1-1	1.000	1-1	1.000	2-4	.500	0	1	1	1.2	0	0	1	0	0	5	1.3
at Alabama	01/14/2024		20:31	1-4	.250	0-2	.000	1-2	.500	2	0	2	1.3	3	0	0	0	0	3	1.6
at LSU	01/21/2024		17:13	2-6	.333	0-3	.000	2-2	1.000	1	0	1	1.3	2	0	0	0	0	6	2.1
Kentucky	01/25/2024	*	35:48	4-5	.800	2-3	.667	4-6	.667	2	4	6	1.8	3	1	1	0	0	14	3.4
at Missouri	01/28/2024		34:25	2-7	.286	1-4	.250	2-2	1.000	2	1	3	1.9	1	0	1	0	0	7	3.8
Alabama	02/01/2024	*	25:22	1-4	.250	0-2	.000	0-0	.000	0	0	0	1.7	3	0	1	0	1	2	3.6
Auburn	02/04/2024		10:55	0-0	.000	0-0	.000	0-0	.000	0	0	0	1.6	1	0	0	0	0	0	3.3
at Florida	02/08/2024		17:54	0-0	.000	0-0	.000	0-0	.000	1	1	2	1.6	2	3	0	0	0	0	3.1
at Tennessee	02/12/2024		10:43	0-0	.000	0-0	.000	0-0	.000	0	0	0	1.5	3	0	0	1	0	2.9	
Missouri	02/18/2024	*	26:49	2-3	.667	1-2	.500	0-0	.000	1	3	4	1.7	1	0	0	1	1	5	3.0
Totals		3	234:09	14-36	.389	5-18	.278	12-20	.600	12	13	25	1.7	22	5	4	0	6	45	3.0

## Player Averages

Games Played	Minutes/game	Points/game	FG Pct	3FG Pct	FT Pct	Rebounds/game	Assists/game	Turnovers/game	Assist/Turnover ratio	Steals/game	Blocks/game
15	15.6	3.0	38.9	27.8	60.0	1.7	0.3	0.3	1.3	0.4	0.0

## CAREER STATISTICS

				Field Goals		3-Point		F-Throws		Rebounds									Scoring	
SEASON	TEAM	GP-GS	MIN/AVG	FG-FGA	FG%	3FG-3FGA	3FG%	FT-FTA	FT%	OFF	DEF	TOT	AVG	PF-FO	A	TO	BLK	STL	PTS	AVG
2022-23	Ark	10-0	26/2.6	0-1	.000	0-0	.000	1-2	.500	1	1	2	0.2	1-0	1	0	0	3	1	0.1
2023-24	Ark	15-3	234/15.6	14-36	.389	5-18	.278	12-20	.600	12	13	25	1.7	22-0	5	4	0	6	45	3.0
TOTAL		25-3	261/10.4	14-37	.378	5-18	.278	13-22	.591	13	14	27	1.1	23-0	6	4	0	9	46	1.8



21 Loren Lindsey | So. | 5-11 | G | Fayetteville, Ark. (Fayetteville HS)

LINDSEY BENCHMARK STATS

SEASON HIGHS	Points	N/A		
	FG Made	N/A		
	FG Att.	N/A		
	3FG Made	N/A		
	3FG Att.	N/A		
	FT Made	N/A		
	FT Att.	N/A		
	Off. Reb.	N/A		
	Def. Reb.	N/A		
	Rebounds	N/A		
	Assists	1	vs. Little Rock	11-14-23
	Blocks	N/A		

CAREER HIGHS	Points	N/A		
	FG Made	N/A		
	FG Att.	N/A		
	3FG Made	N/A		
	3FG Att.	N/A		
	FT Made	N/A		
	FT Att.	N/A		
	Off. Reb.	N/A		
	Def. Reb.	1	vs. LA Tech	3-16-23
	Rebounds	1	vs. LA Tech	3-16-23
	Assists	1	vs. Little Rock	11-14-23
	Blocks	N/A		

SEC HIGHS	Points	N/A		
	FG Made	N/A		
	FG Att.	N/A		
	3FG Made	N/A		
	3FG Att.	N/A		
	FT Made	N/A		
	FT Att.	N/A		
	Off. Reb.	N/A		
	Def. Reb.	N/A		
	Rebounds	N/A		
	Assists	N/A		
	Blocks	N/A		

NOTABLES	Stat	22-23	23-24	Career
	Double Figure Pts	-	-	-
	Double Figure Rebs	-	-	-
	Double-Doubles	-	-	-
	5+ Assists	-	-	-
	3+ Blocks	-	-	-
	3+ Steals	-	-	-
	Led Team in Pts	-	-	-
	Led Team in Reb	-	-	-
	20+ Points	-	-	-
	30+ Points	-	-	-
	* Most Recent			

GAME NOTES

- Made season debut vs. Little Rock, playing over three minutes and tallying her first career assist
  - Appeared in nine games as a true freshman
  - Appeared in two SEC games and two of four Postseason WNIT contests
  - Played season-high five minutes at Little Rock
  - Played at Fayetteville High School, coming to Arkansas as a walk-on
  - Tabbbed to All-Conference 6A West All-Defensive Team
  - Northwest Arkansas Democrat Gazette Player of the Week (Feb. 2, 2022)
- FASTBREAK WITH LOREN LINDSEY**
- Finance major
  - Grew up in Northwest Arkansas so it was always a dream to play for the Razorbacks, especially with her grandad, dad, uncle and cousins all playing football here
  - Wears #21 because her grandpa did
  - Favorite food is hibachi and her favorite restaurant in Fayetteville is Kobe
  - Favorite movie: Hoosiers
  - Has a mini lab, Sadie, and a shih-poo, Coco

#21 LINDSEY, Loren

Opponent	Date	GS	MIN	Total		3-Pointers		Free throws		Rebounds				PF	A	TO	BLK	STL	PTS	AVG
				FG-FGA	PCT	3FG-3FGA	PCT	FT-FTA	PCT	OFF	DEF	TOT	AVG							
Little Rock	11/14/2023		03:36	0-0	.000	0-0	.000	0-0	.000	0	0	0	0.0	0	1	0	0	0	0	0.0
Totals		0	03:36	0-0	.000	0-0	.000	0-0	.000	0	0	0	0.0	0	1	0	0	0	0	0.0

Player Averages

Games Played	Minutes/game	Points/game	FG Pct	3FG Pct	FT Pct	Rebounds/game	Assists/game	Turnovers/game	Assist/Turnover ratio	Steals/game	Blocks/game
1	3.6	0.0	0.0	0.0	0.0	0.0	1.0	0.0	1.0	0.0	0.0

CAREER STATISTICS

				Field Goals		3-Point		F-Throws		Rebounds				Scoring						
SEASON	TEAM	GP-GS	MIN/AVG	FG-FGA	FG%	3FG-3FGA	3FG%	FT-FTA	FT%	OFF	DEF	TOT	AVG	PF-FO	A	TO	BLK	STL	PTS	AVG
2022-23	Ark	9-0	17/1.9	0-0	.000	0-0	.000	0-0	.000	0	1	1	0.1	0-0	0	0	0	0	0	0.0
2023-24	Ark	1-0	4/3.6	0-0	.000	0-0	.000	0-0	.000	0	0	0	0.0	0-0	1	0	0	0	0	0.0
TOTAL		10-0	20/2.0	0-0	.000	0-0	.000	0-0	.000	0	1	1	0.1	0-0	1	0	0	0	0	0.0



## 23 Carly Keats | So. | 5-8 | G | Choctaw, Miss. (Neshoba Central HS/Jones College)

### KEATS BENCHMARK STATS

#### SEASON HIGHS

Points	16	vs. Georgia	1-7-24
FG Made	7	vs. Georgia	1-7-24
FG Att.	16	vs. Georgia	1-7-24
3FG Made	4	vs. Little Rock	11-14-23
3FG Att.	10	vs. Georgia	1-7-24*
FT Made	4	vs. ULM	11-7-23
FT Att.	5	vs. ULM	11-7-23
Off. Reb.	1	vs. Kentucky	1-25-24*
Def. Reb.	4	vs. Little Rock	11-14-23
Rebounds	4	at #10/9 LSU	1-21-24*
Assists	3	vs. Kentucky	1-25-24
Blocks	2	vs. UIC	12-21-23
Steals	2	vs. Kentucky	1-25-24*
Minutes	40	vs. Georgia	1-7-24

#### CAREER HIGHS

Points	16	vs. Georgia	1-7-24
FG Made	7	vs. Georgia	1-7-24
FG Att.	16	vs. Georgia	1-7-24
3FG Made	4	vs. Little Rock	11-14-23
3FG Att.	10	vs. Georgia	1-7-24*
FT Made	4	vs. ULM	11-7-23
FT Att.	5	vs. ULM	11-7-23
Off. Reb.	1	vs. Kentucky	1-25-24*
Def. Reb.	4	vs. Little Rock	11-14-23
Rebounds	4	at #10/9 LSU	1-21-24*
Assists	3	vs. Kentucky	1-25-24
Blocks	2	vs. UIC	12-21-23
Steals	2	vs. Kentucky	1-25-24*
Minutes	40	vs. Georgia	1-7-24

#### SEC HIGHS

Points	16	vs. Georgia	1-7-24
FG Made	7	vs. Georgia	1-7-24
FG Att.	16	vs. Georgia	1-7-24
3FG Made	3	vs. Miss. State	1-11-24*
3FG Att.	10	vs. Georgia	1-7-24
FT Made	1	vs. Missouri	2-18-24*
FT Att.	2	at Kentucky	1-4-24
Off. Reb.	1	vs. Kentucky	1-25-24*
Def. Reb.	3	at #10/9 LSU	1-21-24
Rebounds	4	at #10/9 LSU	1-21-24
Assists	3	vs. Kentucky	1-25-24
Blocks	1	at Kentucky	1-4-24
Steals	2	vs. Kentucky	1-25-24
Minutes	40	vs. Georgia	1-7-24

#### NOTABLES

Stat	23-24	Career
Double Figure Pts	6	6
Double Figure Rebs	-	-
Double-Doubles	-	-
5+ Assists	-	-
3+ Blocks	-	-
3+ Steals	-	-
Led Team in Pts	-	-
Led Team in Reb	-	-
20+ Points	-	-
30+ Points	-	-

\* Most Recent

### GAME NOTES

- After missing four games due to a broken nose, made her return off the bench vs. Missouri, registering 11 points, including two 3-pointers, in the first half and playing 25 minutes
- Recorded 14 points, two rebounds, three assists and two steals vs. Kentucky
- Made first career start, playing all 40 minutes and logging a career-high 16 points, vs. Georgia
- Has tallied 29 triples this season
- JUCO transfer from Jones College, leading JC to its seventh straight region crown to punch a ticket to the NJCAA DI Tournament with 9.7 points, 3.7 rebounds and 3.5 assists per game
- Named to the All-Region 23 Team at JC
- Started in 28 games as a freshman, finishing the year with 55 made 3-pointers for a 34.8 percentage
- Led Neshoba Central HS to an unblemished 33-0 record and a 5A State Championship in Mississippi

### FASTBREAK WITH CARLY KEATS

- Majoring in anthropology
- Native American part of the Mississippi Band of Choctaw Indians
- An incredible stickball player
- Sister, Cori, plays basketball at East Central and brother, Cohen, plays baseball at Rust College
- Wears #23 because Michael Jordan is her favorite player, and she compares her game to his
- Loves the energy/chemistry Arkansas has as a team

#### #23 KEATS, Carly

				Total		3-Pointers		Free throws		Rebounds											
Opponent	Date	GS	MIN	FG-FGA	PCT	3FG-3FGA	PCT	FT-FTA	PCT	OFF	DEF	TOT	AVG	PF	A	TO	BLK	STL	PTS	AVG	
ULM	11/07/2023		18:09	0-7	.000	0-6	.000	4-5	.800	0	0	0	0.0	1	0	2	0	2	4	4.0	
Murray St.	11/10/2023		12:28	3-7	.429	3-5	.600	0-0	.000	0	0	0	0.0	0	0	0	0	0	9	6.5	
Little Rock	11/14/2023		24:49	5-13	.385	4-10	.400	0-0	.000	0	4	4	1.3	0	0	1	0	0	14	9.0	
at Arkansas St.	11/17/2023		06:38	1-2	.500	1-2	.500	0-0	.000	0	1	1	1.3	0	1	0	0	0	3	7.5	
Central Ark.	11/20/2023		11:50	0-2	.000	0-2	.000	0-0	.000	0	2	2	1.4	0	0	1	0	0	0	6.0	
vs Wisconsin	11/24/2023		08:27	1-2	.500	0-1	.000	2-2	1.000	1	1	2	1.5	1	0	0	0	0	4	5.7	
vs Marquette	11/25/2023		15:47	3-6	.500	3-5	.600	0-0	.000	0	0	0	1.3	1	0	2	0	0	9	6.1	
at Florida St.	11/30/2023		15:17	1-5	.200	1-3	.333	0-0	.000	0	1	1	1.3	1	0	2	1	0	3	5.8	
UCLA	12/03/2023		26:24	0-6	.000	0-4	.000	2-2	1.000	0	1	1	1.2	1	1	0	0	0	2	5.3	
Louisiana Tech	12/07/2023		22:02	3-9	.333	2-5	.400	0-0	.000	0	2	2	1.3	0	1	0	0	1	8	5.6	
Ark.-Pine Bluff	12/10/2023		12:60	0-2	.000	0-2	.000	0-0	.000	0	0	0	1.2	0	1	0	0	0	0	5.1	
Samford	12/16/2023		13:15	3-6	.500	1-3	.333	0-0	.000	0	0	0	1.1	1	0	0	0	0	7	5.3	
vs Illinois	12/20/2023		10:25	1-2	.500	0-1	.000	0-1	.000	0	0	0	1.0	0	0	0	0	0	2	5.0	
vs UIC	12/21/2023		15:15	1-4	.250	0-2	.000	0-0	.000	0	2	2	1.1	0	0	0	2	0	2	4.8	
UIW	12/31/2023		14:57	0-1	.000	0-1	.000	0-0	.000	0	1	1	1.1	1	1	0	0	0	0	4.5	
at Kentucky	01/04/2024		18:12	3-5	.600	3-5	.600	1-2	.500	0	1	1	1.1	1	0	0	1	0	10	4.8	
Georgia	01/07/2024	*	40:00	7-16	.438	2-10	.200	0-0	.000	0	1	1	1.1	2	2	1	0	1	16	5.5	
Mississippi St.	01/11/2024	*	36:53	4-11	.364	3-8	.375	1-1	1.000	0	0	0	1.0	4	1	3	0	0	12	5.8	
at Alabama	01/14/2024	*	34:30	3-9	.333	0-5	.000	1-1	1.000	0	1	1	1.0	1	0	1	0	0	7	5.9	
at LSU	01/21/2024	*	33:05	3-9	.333	2-7	.286	0-0	.000	1	3	4	1.2	1	1	0	0	0	8	6.0	
Kentucky	01/25/2024	*	39:22	6-15	.400	2-5	.400	0-0	.000	1	1	2	1.2	0	3	1	0	2	14	6.4	
at Missouri	01/28/2024	*	05:35	0-1	.000	0-1	.000	0-0	.000	0	1	1	1.2	1	0	0	0	0	0	6.1	
Missouri	02/18/2024		25:11	4-9	.444	2-4	.500	1-1	1.000	0	1	1	1.2	0	0	1	0	0	11	6.3	
Totals			6 461:33	52-149	.349	29-97	.299	12-15	.800	3	24	27	1.2	17	12	15	4	6	145	6.3	

#### Player Averages

Games Played	Minutes/game	Points/game	FG Pct	3FG Pct	FT Pct	Rebounds/game	Assists/game	Turnovers/game	Assist/Turnover ratio	Steals/game	Blocks/game
23	20.1	6.3	34.9	29.9	80.0	1.2	0.5	0.7	0.8	0.3	0.2

### CAREER STATISTICS

				Field Goals		3-Point		F-Throws		Rebounds										Scoring	
SEASON	TEAM	GP-GS	MIN/AVG	FG-FGA	FG%	3FG-3FGA	3FG%	FT-FTA	FT%	OFF	DEF	TOT	AVG	PF-FO	A	TO	BLK	STL	PTS	AVG	
2023-24	Ark	23-6	462/20.1	52-149	.349	29-97	.299	12-15	.800	3	24	27	1.2	17-0	12	15	4	6	145	6.3	
TOTAL		23-6	462/20.1	52-149	.349	29-97	.299	12-15	.800	3	24	27	1.2	17-0	12	15	4	6	145	6.3	





30 Maryam Dauda | R-So. | 6-4 | F | Bentonville, Ark. (Bentonville HS)

DAUDA BENCHMARK STATS			
SEASON HIGHS	Points	18	vs. Missouri 2-18-24
	FG Made	8	vs. Missouri 2-18-24
	FG Att.	13	at Tennessee 2-12-24
	3FG Made	4	at #10/9 LSU 1-21-24
	3FG Att.	11	at #10/9 LSU 1-21-24
	FT Made	6	vs. Samford 12-16-23
	FT Att.	6	vs. Auburn 2-4-24*
	Off. Reb.	7	at Alabama 1-14-24
	Def. Reb.	11	vs. Miss. State 1-11-24
	Rebounds	13	vs. Miss. State 1-11-24
	Assists	5	at Alabama 1-14-24
	Blocks	10	at Alabama 1-14-24
	Steals	4	vs. Georgia 1-7-24
	Minutes	40	at Alabama 1-14-24

CAREER HIGHS	Points	18	vs. Missouri 2-18-24
	FG Made	8	vs. Missouri 2-18-24
	FG Att.	13	at Tennessee 2-12-24
	3FG Made	4	at #10/9 LSU 1-21-24
	3FG Att.	11	at #10/9 LSU 1-21-24
	FT Made	6	vs. Samford 12-16-23
	FT Att.	6	vs. Auburn 2-4-24*
	Off. Reb.	7	at Alabama 1-14-24
	Def. Reb.	11	vs. Miss. State 1-11-24
	Rebounds	13	vs. Miss. State 1-11-24
	Assists	5	at Alabama 1-14-24
	Blocks	10	at Alabama 1-14-24
	Steals	4	vs. Georgia 1-7-24
	Minutes	40	at Alabama 1-14-24

SEC HIGHS	Points	18	vs. Missouri 2-18-24
	FG Made	8	vs. Missouri 2-18-24
	FG Att.	13	at Tennessee 2-12-24
	3FG Made	4	at #10/9 LSU 1-21-24
	3FG Att.	11	at #10/9 LSU 1-21-24
	FT Made	5	vs. Miss. State 1-11-24
	FT Att.	5	vs. Auburn 2-4-24
	Off. Reb.	7	at Alabama 1-14-24
	Def. Reb.	11	vs. Miss. State 1-11-24
	Rebounds	13	vs. Miss. State 1-11-24
	Assists	5	at Alabama 1-14-24
	Blocks	10	at Alabama 1-14-24
	Steals	4	vs. Georgia 1-7-24
	Minutes	40	at Alabama 1-14-24

NOTABLES	Stat	22-23	23-24	Career
	Double Figure Pts	4	13	17
	Double Figure Rebs	-	5	5
	Double-Doubles	-	3	3
	5+ Assists	-	1	1
	3+ Blocks	1	9	10
	10+ Blocks	-	-	1
	3+ Steals	-	2	2
	Led Team in Pts	-	2	2
	Led Team in Reb	-	3	3
	20+ Points	-	-	-
	30+ Points	-	-	-

\* Most Recent

GAME NOTES

- Coming off a career-high 18 points w/ eight field goals w/ five rebounds, four assists & two blocks vs. Missouri at home
- Tallied 12 rebounds and a school record 10 blocks (previously held by Robyn Irwin since 1987) with eight points, five assists, two steals and no fouls committed at Alabama
- Registered her first career double-double w/ 17 points and 13 rebounds against Mississippi State
- Came up with first career buzzer beater vs. Illinois, finishing that game with nine points & two blocks
- Has registered 13 double-digit scoring games, 15 with 6+ rebounds and 20 with 2+ blocks
- Sits third in blocks/gm (2.4), 12th in rebounds/gm (6.9) & 13th offensive rebounds/gm (2.5) in the league, as well as 13th in total blocks in the NCAA w/ 65. Her 3.0 blocks/gm in SEC play leads the league
- A member of the SEC Basketball Leadership Council
- Appeared in 35 games off the bench as a redshirt freshman last season after recovering from an ACL injury
- The 13th-ranked player and top-ranked post player in the ESPN HoopGurlz 2021 recruiting rankings, as well as a consensus five-star prospect and McDonald's All-American

FASTBREAK WITH MARYAM DAUDA

- Majoring in international business
- Born in Nigeria and moved to the U.S. when she was 12
- Father played professional basketball in Belgium, and he has been huge in developing her game
- Favorite pair of shoes: Air Jordan 11 'Cool Grey'
- Favorite TV show: Gilmore Girls
- Favorite thing about playing in the SEC is playing against the best of the best

#30 DAUDA, Maryam

Opponent	Date	GS	MIN	Total		3-Pointers		Free throws		Rebounds				PF	A	TO	BLK	STL	PTS	AVG	
				FG-FGA	PCT	3FG-3FGA	PCT	FT-FTA	PCT	OFF	DEF	TOT	AVG								
ULM	11/07/2023	*	27:08	1-5	.200	0-3	.000	2-4	.500	2	5	7	7.0	3	0	5	2	0	4	4.0	
Murray St.	11/10/2023	*	21:54	1-2	.500	1-1	1.000	0-0	.000	1	7	8	7.5	3	0	1	1	0	3	3.5	
Little Rock	11/14/2023	*	22:03	6-9	.667	1-1	1.000	2-2	1.000	2	5	7	7.3	1	0	2	0	0	15	7.3	
at Arkansas St.	11/17/2023	*	27:04	4-9	.444	3-6	.500	0-0	.000	3	6	9	7.8	3	2	1	2	0	11	8.3	
Central Ark.	11/20/2023	*	30:13	4-11	.364	3-6	.500	3-6	.500	2	6	8	7.8	3	1	1	0	3	14	9.4	
vs Wisconsin	11/24/2023	*	31:20	2-4	.500	0-1	.000	0-0	.000	6	5	11	8.3	4	3	2	3	2	4	8.5	
vs Marquette	11/25/2023	*	19:42	0-1	.000	0-1	.000	2-2	1.000	0	4	4	7.7	2	1	0	1	0	2	7.6	
at Florida St.	11/30/2023	*	29:23	3-9	.333	0-3	.000	0-1	.000	2	4	6	7.5	4	0	0	2	0	6	7.4	
UCLA	12/03/2023	*	28:50	5-9	.556	2-3	.667	2-2	1.000	1	1	2	6.9	3	2	0	2	1	14	8.1	
Louisiana Tech	12/07/2023	*	17:35	3-4	.750	0-0	.000	3-4	.750	1	2	3	6.5	1	0	1	2	0	9	8.2	
Ark.-Pine Bluff	12/10/2023	*	29:42	2-7	.286	0-1	.000	2-2	1.000	2	2	4	6.3	3	0	3	3	0	6	8.0	
Samford	12/16/2023	*	36:46	2-5	.400	1-2	.500	6-6	1.000	5	4	9	6.5	2	0	4	3	1	11	8.3	
vs Illinois	12/20/2023	*	26:03	4-5	.800	0-0	.000	1-2	.500	1	3	4	6.3	4	0	3	2	0	9	8.3	
vs UIC	12/21/2023	*	32:23	1-2	.500	0-1	.000	1-2	.500	1	7	8	6.4	4	3	0	2	0	3	7.9	
UIW	12/31/2023	*	31:32	4-9	.444	0-1	.000	5-5	1.000	1	4	5	6.3	1	1	0	4	0	13	8.3	
at Kentucky	01/04/2024	*	16:52	2-5	.400	0-1	.000	0-0	.000	2	1	3	6.1	5	1	2	1	1	4	8.0	
Georgia	01/07/2024	*	33:49	2-10	.200	0-0	.000	4-4	1.000	6	5	11	6.4	2	1	2	2	4	8	8.0	
Mississippi St.	01/11/2024	*	37:35	6-10	.600	0-4	.000	5-5	1.000	2	11	13	6.8	2	2	3	3	1	17	8.5	
at Alabama	01/14/2024	*	40:00	3-7	.429	0-0	.000	2-4	.500	7	5	12	7.1	0	5	3	10	2	8	8.5	
at LSU	01/21/2024	*	33:08	5-12	.417	4-11	.364	2-2	1.000	0	4	4	6.9	3	0	1	4	1	16	8.9	
Kentucky	01/25/2024	*	23:42	7-12	.583	1-4	.250	1-2	.500	6	1	7	6.9	4	2	1	2	0	16	9.2	
at Missouri	01/28/2024	*	29:05	3-7	.429	1-1	1.000	0-0	.000	1	3	4	6.8	4	2	4	4	1	7	9.1	
Alabama	02/01/2024	*	31:57	3-7	.429	2-5	.400	2-2	1.000	3	1	4	6.7	3	4	3	3	0	10	9.1	
Auburn	02/04/2024	*	31:14	4-8	.500	0-1	.000	4-6	.667	5	6	11	6.8	4	0	3	4	0	12	9.3	
at Florida	02/08/2024	*	29:33	1-4	.250	1-1	1.000	2-2	1.000	2	7	9	6.9	3	0	4	1	0	5	9.1	
at Tennessee	02/12/2024	*	26:17	4-13	.308	2-9	.222	0-1	.000	1	4	5	6.8	4	2	1	0	0	10	9.1	
Missouri	02/18/2024	*	35:45	8-12	.667	0-0	.000	2-3	.667	2	3	5	6.8	3	4	3	2	1	18	9.4	
Totals			27	780:35	90-198	.455	22-67	.328	53-69	.768	67	116	183	6.8	78	36	53	65	18	255	9.4

Player Averages

Games Played	Minutes/ game	Points/ game	FG Pct	3FG Pct	FT Pct	Rebounds/ game	Assists/ game	Turnovers/ game	Assist/Turnover ratio	Steals/ game	Blocks/ game
27	28.9	9.4	45.5	32.8	76.8	6.8	1.3	2.0	0.7	0.7	2.4

CAREER STATISTICS

		Field Goals				3-Point		F-Throws		Rebounds												Scoring	
SEASON	TEAM	GP-GS	MIN/AVG	FG-FGA	FG%	3FG-3FGA	3FG%	FT-FTA	FT%	OFF	DEF	TOT	AVG	PF-FO	A	TO	BLK	STL	PTS	AVG			
2022-23	Ark	35-0	386/11.0	47-112	.420	6-24	.250	23-31	.742	45	49	94	2.7	64-0	23	42	22	11	123	3.5			
2023-24	Ark	27-27	781/28.9	90-198	.455	22-67	.328	53-69	.768	67	116	183	6.8	78-1	36	53	65	18	255	9.4			
TOTAL		62-27	1167/18.8	137-310	.442	28-91	.308	76-100	.760	112	165	277	4.5	142-1	59	95	87	29	378	6.1			



## 34 Jenna Lawrence | Fr. | 6-3 | F | Farmington, Ark. (Farmington HS)

### LAWRENCE BENCHMARK STATS

#### SEASON HIGHS

Points	10	vs. LA Tech	12-7-23
FG Made	3	vs. LA Tech	12-7-23
FG Att.	5	at #10/9 LSU	1-21-24
3FG Made	2	vs. Miss. State	1-11-24
3FG Att.	5	at #10/9 LSU	1-21-24
FT Made	3	vs. LA Tech	12-7-23
FT Att.	4	vs. LA Tech	12-7-23
Off. Reb.	2	vs. Samford	12-16-23*
Def. Reb.	4	vs. Kentucky	1-25-24
Rebounds	5	vs. Kentucky	1-25-24*
Assists	1	vs. Kentucky	1-25-24*
Blocks	1	at Missouri	1-28-24*
Steals	2	at Missouri	1-28-24*
Minutes	17	at #10/9 LSU	1-21-24

#### CAREER HIGHS

Points	10	vs. LA Tech	12-7-23
FG Made	3	vs. LA Tech	12-7-23
FG Att.	5	at #10/9 LSU	1-21-24
3FG Made	2	vs. Miss. State	1-11-24
3FG Att.	5	at #10/9 LSU	1-21-24
FT Made	3	vs. LA Tech	12-7-23
FT Att.	4	vs. LA Tech	12-7-23
Off. Reb.	2	vs. Samford	12-16-23*
Def. Reb.	4	vs. Kentucky	1-25-24
Rebounds	5	vs. Kentucky	1-25-24
Assists	1	vs. Kentucky	1-25-24*
Blocks	1	at Missouri	1-28-24*
Steals	2	at Missouri	1-28-24*
Minutes	17	at #10/9 LSU	1-21-24

#### SEC HIGHS

Points	6	vs. Miss. State	1-11-24
FG Made	2	vs. Miss. State	1-11-24
FG Att.	5	at #10/9 LSU	1-21-24
3FG Made	2	vs. Miss. State	1-11-24
3FG Att.	5	at #10/9 LSU	1-21-24
FT Made	1	at Tennessee	2-12-24*
FT Att.	2	at Alabama	1-14-24
Off. Reb.	1	at Missouri	1-28-24*
Def. Reb.	4	vs. Kentucky	1-25-24
Rebounds	5	vs. Kentucky	1-25-24
Assists	1	vs. Kentucky	1-25-24*
Blocks	1	at Missouri	1-28-24*
Steals	2	at Missouri	1-28-24
Minutes	17	at #10/9 LSU	1-21-24

#### NOTABLES

Stat	23-24	Career
Double Figure Pts	1	1
Double Figure Rebs	-	-
Double-Doubles	-	-
5+ Assists	-	-
3+ Blocks	-	-
3+ Steals	-	-
Led Team in Pts	-	-
Led Team in Reb	-	-
20+ Points	-	-
30+ Points	-	-

\* Most Recent

### GAME NOTES

- Logged three points and two rebounds in 11 minutes at Tennessee
- Came up with a huge 3-pointer at buzzer to put the Hogs up for good at Missouri
- Logged first career double-digit scoring game vs. LA Tech, tallying 10 points off 3-of-4 shooting
- Four-star prospect, No. 61 player in the country, according to 2023 HoopGurlz Recruiting Rankings
- A proven winner, coming off leading Farmington HS to the 4A girls state championship and being named MVP, as the Cardinals finished the season on a 26-game winning streak and ended 36-1
- Averaged 18.7 points, 7.1 rebounds & 1.5 blocks per game, while knocking down 99 3-pointers, as a senior
- Won state championships at Melbourne HS as a sophomore before transferring to Farmington
- Tabbed Arkansas Democrat Gazette Player of the Year this past season
- Eclipsed 2,000 career points and 1,000 career rebounds in high school

### FASTBREAK WITH JENNA LAWRENCE

- Wears #34 because it was her mom's number
- Calls Farmington home now but wants everyone to know her roots are in Melbourne, Arkansas
- Loves being so close to home so her family and friends can watch her play all of the time
- Her parents are her biggest inspiration
- Was a talented softball player who could pitch and hit homers
- Greatest strength is shooting but also is a great defender, can block shots and has good coordination for her size

#### #34 LAWRENCE, Jenna

Opponent	Date	GS	MIN	Total		3-Pointers		Free throws		Rebounds				PF	A	TO	BLK	STL	PTS	AVG	
				FG-FGA	PCT	3FG-3FGA	PCT	FT-FTA	PCT	OFF	DEF	TOT	AVG								
Murray St.	11/10/2023		08:20	0-3	.000	0-2	.000	0-0	.000	0	1	1	1.0	0	0	1	1	0	0.0		
Little Rock	11/14/2023		08:00	1-3	.333	0-2	.000	1-2	.500	2	1	3	2.0	1	1	0	1	0	3	1.5	
Central Ark.	11/20/2023		05:02	0-1	.000	0-1	.000	0-0	.000	1	0	1	1.7	1	0	0	0	0	0	1.0	
vs Marquette	11/25/2023		05:11	0-0	.000	0-0	.000	0-0	.000	0	0	0	1.3	0	0	0	0	0	0	0.8	
UCLA	12/03/2023		07:39	0-0	.000	0-0	.000	0-0	.000	0	0	0	1.0	0	0	1	1	2	0	0.6	
Louisiana Tech	12/07/2023		11:59	3-4	.750	1-2	.500	3-4	.750	0	1	1	1.0	3	0	0	0	10	2.2		
Samford	12/16/2023		08:37	1-2	.500	1-2	.500	0-0	.000	2	3	5	1.6	0	0	0	0	3	2.3		
vs Illinois	12/20/2023		12:45	1-1	1.000	0-0	.000	0-0	.000	0	2	2	1.6	1	0	0	1	1	2	2.3	
vs UIC	12/21/2023		09:45	1-2	.500	1-1	1.000	0-0	.000	0	1	1	1.6	3	0	0	1	0	2.3		
UIW	12/31/2023		14:10	0-1	.000	0-1	.000	0-0	.000	0	2	2	1.6	2	0	0	0	0	2.1		
at Kentucky	01/04/2024		04:37	0-1	.000	0-1	.000	0-0	.000	0	2	2	1.6	0	0	2	0	0	1.9		
Georgia	01/07/2024		03:38	0-1	.000	0-1	.000	0-0	.000	0	0	0	1.5	0	0	0	0	0	1.8		
Mississippi St.	01/11/2024		06:31	2-3	.667	2-3	.667	0-0	.000	1	1	2	1.5	0	1	0	1	0	6	2.1	
at Alabama	01/14/2024		05:20	1-1	1.000	0-0	.000	1-2	.500	1	3	4	1.7	0	0	0	0	0	3	2.1	
at LSU	01/21/2024		17:36	1-5	.200	1-5	.200	0-0	.000	0	3	3	1.8	1	0	0	0	3	2.2		
Kentucky	01/25/2024		14:39	1-3	.333	0-2	.000	0-0	.000	1	4	5	2.0	2	1	1	1	0	2	2.2	
at Missouri	01/28/2024		08:39	1-1	1.000	1-1	1.000	0-0	.000	1	2	3	2.1	2	0	0	1	2	3	2.2	
Alabama	02/01/2024		01:17	0-0	.000	0-0	.000	0-0	.000	0	0	0	1.9	1	0	1	0	0	0	2.1	
at Tennessee	02/12/2024		11:01	1-3	.333	1-3	.333	0-0	.000	1	1	2	1.9	2	0	0	0	0	3	2.2	
Totals			0	164:46	14-35	.400	8-27	.296	5-8	.625	10	27	37	1.9	19	3	6	8	6	41	2.2

#### Player Averages

Games Played	Minutes/game	Points/game	FG Pct	3FG Pct	FT Pct	Rebounds/game	Assists/game	Turnovers/game	Assist/Turnover ratio	Steals/game	Blocks/game
19	8.7	2.2	40.0	29.6	62.5	1.9	0.2	0.3	0.5	0.3	0.4

### CAREER STATISTICS

				Field Goals		3-Point		F-Throws		Rebounds		Scoring
SEASON	TEAM	GP-GS	MIN/AVG	FG-FGA	FG%	3FG-3FGA	3FG%	FT-FTA	FT%	OFF DEF TOT AVG	PF-FO	A TO BLK STL PTS AVG
2023-24	Ark	19-0	165/8.7	14-35	.400	8-27	.296	5-8	.625	10 27 37 1.9	19-0	3 6 8 6 41 2.2
TOTAL		19-0	165/8.7	14-35	.400	8-27	.296	5-8	.625	10 27 37 1.9	19-0	3 6 8 6 41 2.2





43 Makayla Daniels | Gr. | 5-8 | G | Frederick, Md. (Frederick HS)

DANIELS BENCHMARK STATS

SEASON HIGHS

Points	26	at Florida	2-8-24
FG Made	8	at Florida	2-8-24
FG Att.	15	vs. Kentucky	1-25-24*
3FG Made	5	at Florida	2-8-24*
3FG Att.	10	vs. Georgia	1-7-24*
FT Made	6	vs. Auburn	2-4-24
FT Att.	10	vs. Auburn	2-4-24
Off. Reb.	4	vs. Wisconsin	11-24-23
Def. Reb.	6	vs. Kentucky	1-25-24
Rebounds	8	vs. Wisconsin	11-24-23
Assists	7	vs. Kentucky	1-25-24*
Blocks	1	at Tennessee	2-12-24*
Steals	5	vs. Georgia	1-7-24
Minutes	40	at Missouri	1-28-24

CAREER HIGHS

Points	34	vs. Creighton	12-21-21
FG Made	11	at Vanderbilt	2-9-23*
FG Att.	23	at Vanderbilt	2-9-23
3FG Made	6	vs. Oral Roberts	11-14-19
3FG Att.	11	vs. No. 1/1 SC	3-3-23*
FT Made	8	vs. Texas Tech	3-24-23*
FT Att.	10	vs. Auburn	2-4-24*
Off. Reb.	5	at Vanderbilt	1-6-22
Def. Reb.	11	vs. Missouri	3-3-22
Rebounds	14	vs. Missouri	3-3-22
Assists	7	vs. Kentucky	1-25-24*
Blocks	2	vs. SFA	3-20-23*
Steals	6	vs. UCA	12-18-21
Minutes	43	vs. Missouri	3-3-22

SEC HIGHS

Points	31	at Vanderbilt	2-9-23
FG Made	11	at Vanderbilt	2-9-23
FG Att.	23	at Vanderbilt	2-9-23
3FG Made	5	at Florida	2-8-24*
3FG Att.	11	vs. No. 1/1 SC	3-3-23*
FT Made	8	vs. Missouri	3-2-23*
FT Att.	10	vs. Auburn	2-4-24*
Off. Reb.	5	at Vanderbilt	1-6-22
Def. Reb.	11	vs. Missouri	3-3-22
Rebounds	14	vs. Missouri	3-3-22
Assists	7	vs. Kentucky	1-25-24
Blocks	2	vs. Texas A&M	2-26-23
Steals	5	vs. Georgia	1-7-24*
Minutes	43	vs. Missouri	3-3-22

NOTABLES

Stat	19-20	20-21	21-22	22-23	23-24	Career
Double Figure Pts	12	19	19	27	18	95
Double Figure Rebs	-	-	1	-	-	1
Double-Doubles	-	-	1	-	-	1
5+ Assists	3	2	7	3	4	19
3+ Blocks	-	-	-	-	-	-
3+ Steals	5	4	1	10	7	27
Led Team in Pts	3	1	8	5	5	22
Led Team in Reb	-	1	7	3	2	13
20+ Points	2	1	5	5	4	17
30+ Points	-	-	2	1	-	3

\* Most Recent

GAME NOTES

- Coming off 14 points, six rebounds, two assists, one steal and seven fouls drawn vs. Missouri at home
- Logged season-high 26 points off 8-12 from field, 5-of-6 from 3-point & 5-of-5 from line at Florida
- Named to the Fort Myers Tip-Off All-Tournament Team
- Broke career starts (149), games played (149) and minutes records (4,382) at Arkansas
- In the SEC, fourth in minutes/gm (33.9), 11th in 3-pointers/gm (1.9) & 14th in steals/gm (1.8)
- Among active SEC players, has the second most steals (239), third most points (1,791), which is also No. 5 all-time in school history, third most assists (390), as well as 15th most rebounds (545) in her career
- Also tied for third in steals, fourth in free throw attempts (564), fifth in free throws made (432), sixth in 3-pointers made (227), ninth in assists & 27th in rebounds in school history
- Only one of 16 in the country to start in every game available for with 100+ starts
- Has won more SEC games than any other player in Arkansas WBB history
- Earned a spot on the All-SEC Preseason Second Team (second straight year), as voted by the league's coaches

FASTBREAK WITH MAKAYLA DANIELS

- Graduated college in three years
- Lived in Japan for seven years, as well as Arizona, North Carolina and Maryland, as both her parents served in the military
- Her parents come to every single game (live in Maryland) & have only missed a few over the past five years
- Played with Saylor Poffenbarger's brother in AAU for a little bit
- Wears #43 because 4+3=7 and 7 is her favorite number
- One of the most interesting things about her is she loves piercings

#43 DANIELS, Makayla

Opponent	Date	GS	MIN	Total		3-Pointers		Free throws		Rebounds			PF	A	TO	BLK	STL	PTS	AVG		
				FG-FGA	PCT	3FG-3FGA	PCT	FT-FTA	PCT	OFF	DEF	TOT								AVG	
ULM	11/07/2023	*	33:27	7-11	.636	3-5	.600	0-0	.000	2	0	2	2.0	4	1	0	2	17	17.0		
Murray St.	11/10/2023	*	30:30	6-12	.500	1-5	.200	2-2	1.000	1	5	6	4.0	4	1	0	0	15	16.0		
Little Rock	11/14/2023	*	20:02	1-1	1.000	0-0	.000	1-2	.500	1	4	5	4.3	2	3	0	2	3	11.7		
at Arkansas St.	11/17/2023	*	36:03	3-9	.333	2-7	.286	0-0	.000	0	4	4	4.3	1	2	1	0	1	8	10.8	
Central Ark.	11/20/2023	*	32:54	3-6	.500	1-4	.250	4-7	.571	2	1	3	4.0	3	4	3	0	2	11	10.8	
vs Wisconsin	11/24/2023	*	38:22	7-15	.467	5-10	.500	3-6	.500	4	4	8	4.7	3	3	4	1	2	22	12.7	
vs Marquette	11/25/2023	*	28:49	1-5	.200	1-2	.500	0-0	.000	2	3	5	4.7	4	6	4	0	1	3	11.3	
at Florida St.	11/30/2023	*	34:00	4-10	.400	1-3	.333	1-2	.500	2	4	6	4.9	2	2	1	0	2	10	11.1	
UCLA	12/03/2023	*	33:00	3-10	.300	1-5	.200	3-6	.500	1	2	3	4.7	3	2	1	0	3	10	11.0	
Louisiana Tech	12/07/2023	*	25:52	3-4	.750	1-2	.500	5-6	.833	0	6	6	4.8	0	7	1	0	3	12	11.1	
Ark.-Pine Bluff	12/10/2023	*	39:05	6-9	.667	2-4	.500	2-4	.500	0	4	4	4.7	1	4	2	0	3	16	11.5	
Samford	12/16/2023	*	34:33	5-13	.385	3-8	.375	1-3	.333	1	2	3	4.6	3	2	5	0	3	14	11.8	
vs Illinois	12/20/2023	*	36:24	2-7	.286	0-5	.000	1-2	.500	1	2	3	4.5	2	4	0	0	1	5	11.2	
vs UIC	12/21/2023	*	26:53	1-5	.200	0-2	.000	0-0	.000	1	1	2	4.3	4	0	4	0	1	2	10.6	
UIW	12/31/2023	*	34:39	2-4	.500	2-4	.500	2-4	.500	1	4	5	4.3	4	1	1	1	3	8	10.4	
at Kentucky	01/04/2024	*	37:38	1-7	.143	0-4	.000	2-4	.500	1	1	2	4.2	4	2	1	0	0	4	10.0	
Georgia	01/07/2024	*	34:45	7-15	.467	5-10	.500	5-7	.714	1	6	7	4.4	3	3	1	1	5	24	10.8	
Mississippi St.	01/11/2024	*	37:51	1-10	.100	1-7	.143	3-4	.750	2	4	6	4.4	2	1	0	1	2	6	10.6	
at Alabama	01/14/2024	*	25:44	6-10	.600	3-5	.600	1-1	1.000	2	1	3	4.4	4	0	0	0	0	16	10.8	
at LSU	01/21/2024	*	34:16	3-11	.273	2-8	.250	5-5	1.000	3	3	6	4.5	1	3	3	0	0	13	11.0	
Kentucky	01/25/2024	*	38:56	7-15	.467	3-6	.500	5-6	.833	0	6	6	4.5	2	7	1	1	4	22	11.5	
at Missouri	01/28/2024	*	40:00	4-12	.333	1-6	.167	4-4	1.000	2	1	3	4.5	2	1	1	1	2	13	11.5	
Alabama	02/01/2024	*	37:23	4-8	.500	2-5	.400	1-1	1.000	0	1	1	4.3	3	5	1	1	0	11	11.5	
Auburn	02/04/2024	*	35:56	4-12	.333	1-5	.200	6-10	.600	3	3	6	4.4	2	2	3	0	0	15	11.7	
at Florida	02/08/2024	*	37:21	8-12	.667	5-6	.833	5-5	1.000	1	2	3	4.3	3	3	1	0	2	26	12.2	
at Tennessee	02/12/2024	*	38:10	3-12	.250	2-4	.500	0-0	.000	1	5	6	4.4	1	1	4	1	2	8	12.1	
Missouri	02/18/2024	*	31:48	5-11	.455	0-2	.000	4-5	.800	1	5	6	4.4	2	2	2	0	1	14	12.1	
Totals			27	914:20	107-256	.418	48-134	.358	66-96	.688	36	84	120	44	69	72	46	8	47	328	12.1

Player Averages

Games Played	Minutes/game	Points/game	FG Pct	3FG Pct	FT Pct	Rebounds/game	Assists/game	Turnovers/game	Assist/Turnover ratio	Steals/game	Blocks/game
27	33.9	12.1	41.8	35.8	68.8	4.4	2.7	1.7	1.6	1.7	0.3

CAREER STATISTICS

SEASON	TEAM	GP-GS	MIN/AVG	Field Goals		3-Point		F-Throws		Rebounds				Scoring						
				FG-FGA	FG%	3FG-3FGA	3FG%	FT-FTA	FT%	OFF	DEF	TOT	AVG	PF-FO	A	TO	BLK	STL	PTS	AVG
2019-20	Ark	32-32	720/22.5	107-216	.495	25-56	.446	60-77	.779	7	48	55	1.7	67-1	77	44	2	45	299	9.3
2020-21	Ark	28-28	801/28.6	101-256	.395	44-120	.367	78-97	.804	9	74	83	3.0	75-2	61	43	4	41	324	11.6
2021-22	Ark	28-28	845/30.2	126-307	.410	40-136	.294	99-125	.792	51	98	149	5.3	74-1	78	42	4	50	391	14.0
2022-23	Ark	34-34	1102/32.4	125-350	.357	70-207	.338	129-168	.768	33	105	138	4.1	90-1	98	71	11	56	449	13.2
2023-24	Ark	27-27	914/33.9	107-256	.418	48-134	.358	66-96	.688	36	84	120	4.4	69-0	72	46	8	47	328	12.1
TOTAL		149-149	4382/29.4	566-1385	.409	227-653	.348	432-563	.767	136	409	545	3.7	375-5	386	246	29	239	1791	12.0





**44** Maryn Archer | Fr. | 5-8 | G | Derby, Kan. (Derby HS)

## ARCHER BENCHMARK STATS

N/A

SEASON HIGHS

CAREER HIGHS

SEC HIGHS

NOTABLES

Stat	23-24	Career
Double Figure Pts	-	-
Double Figure Rebs	-	-
Double-Doubles	-	-
5+ Assists	-	-
3+ Blocks	-	-
3+ Steals	-	-
Led Team in Pts	-	-
Led Team in Reb	-	-
20+ Points	-	-
30+ Points	-	-

\* Most Recent

## GAME NOTES

- Has not seen the court as a Hog
- Enrolled early in January
- Three-star prospect and ranked as No. 29 by Prep Girls and No. 75 by Blue Star
- Voted to the Run 4 Roses All-Tournament First Team after dropping 31 points on just 11 shots to lead SW Elite, her AAU team, to the championship game in Louisville
- Paced Derby HS in assists and steals during her junior season, finishing with 10.0 points, 3.5 re-bounds, 4.6 assists and 2.8 steals per game
- Played on two different high school teams, leading those squads to state during freshman and junior seasons
- Tabbed DerbyInformer.com Female Comeback Player of the Year

## FASTBREAK WITH MARYN ARCHER

- Majoring in clinical psychology
- One of six siblings (second to youngest)
- Wears #44 because her brother (Braden) wore it in college (football player)
- Favorite memory of playing basketball is going up against her brothers in their driveway
- Ran the 400m and 4x400 relay in high school
- Favorite ice cream flavor: Oreo

Has not appeared in an Arkansas game during 2023-24 season

## CAREER STATISTICS

Has not appeared in an Arkansas game



55 Emrie Ellis | Jr. | 6-3 | F | Vanoss, Okla. (Vanoss HS)

ELLIS BENCHMARK STATS

SEASON HIGHS	Points	6	at A-State	11-17-23
	FG Made	2	vs. Kentucky	1-25-24*
	FG Att.	3	vs. Kentucky	1-25-24*
	3FG Made	2	at A-State	11-17-23
	3FG Att.	2	at #10/9 LSU	1-21-24*
	FT Made	2	vs. UCA	11-20-23
	FT Att.	2	vs. UCA	11-20-23
	Off. Reb.	1	at Florida	2-8-24*
	Def. Reb.	4	vs. Little Rock	11-14-23
	Rebounds	4	vs. Little Rock	11-14-23
CAREER HIGHS	Assists	1	vs. LA Tech	12-7-23*
	Blocks	3	at Tennessee	2-12-24*
	Steals	N/A		
	Minutes	16	vs. Kentucky	1-25-24
	Points	11	vs. Auburn	2-10-22
	FG Made	4	vs. Auburn	2-10-22
	FG Att.	7	vs. Auburn	2-10-22*
	3FG Made	2	at A-State	11-17-23
	3FG Att.	3	vs. 1/1 SC	1-17-22*
	FT Made	3	vs. Auburn	2-10-22
SEC HIGHS	FT Att.	4	vs. Auburn	2-10-22
	Off. Reb.	3	at Vanderbilt	2-9-23*
	Def. Reb.	5	at Missouri	2-13-22
	Rebounds	8	at Missouri	2-13-22
	Assists	2	at Vanderbilt	1-6-22*
	Blocks	5	vs. UAPB	11-12-21
	Steals	1	vs. Texas Tech	3-24-23*
	Minutes	27	vs. Auburn	2-10-22
	Points	11	vs. Auburn	2-10-22
	FG Made	4	vs. Auburn	2-10-22
NOTABLES	FG Att.	7	vs. Auburn	2-10-22*
	3FG Made	1	vs. Kentucky	1-25-24*
	3FG Att.	3	vs. 1/1 SC	1-17-22
	FT Made	3	vs. Auburn	2-10-22
	FT Att.	4	vs. Auburn	2-10-22
	Off. Reb.	3	at Vanderbilt	2-9-23*
	Def. Reb.	5	at Missouri	2-13-22
	Rebounds	8	at Missouri	2-13-22
	Assists	2	vs. Vanderbilt	1-6-22*
	Blocks	3	at Tennessee	2-12-24

SEASON HIGHS	Points	6	at A-State	11-17-23
	FG Made	2	vs. Kentucky	1-25-24*
	FG Att.	3	vs. Kentucky	1-25-24*
	3FG Made	2	at A-State	11-17-23
	3FG Att.	2	at #10/9 LSU	1-21-24*
	FT Made	2	vs. UCA	11-20-23
	FT Att.	2	vs. UCA	11-20-23
	Off. Reb.	1	at Florida	2-8-24*
	Def. Reb.	4	vs. Little Rock	11-14-23
	Rebounds	4	vs. Little Rock	11-14-23
CAREER HIGHS	Assists	1	vs. LA Tech	12-7-23*
	Blocks	3	at Tennessee	2-12-24*
	Steals	N/A		
	Minutes	16	vs. Kentucky	1-25-24
	Points	11	vs. Auburn	2-10-22
	FG Made	4	vs. Auburn	2-10-22
	FG Att.	7	vs. Auburn	2-10-22*
	3FG Made	2	at A-State	11-17-23
	3FG Att.	3	vs. 1/1 SC	1-17-22*
	FT Made	3	vs. Auburn	2-10-22
SEC HIGHS	FT Att.	4	vs. Auburn	2-10-22
	Off. Reb.	3	at Vanderbilt	2-9-23*
	Def. Reb.	5	at Missouri	2-13-22
	Rebounds	8	at Missouri	2-13-22
	Assists	2	at Vanderbilt	1-6-22*
	Blocks	5	vs. UAPB	11-12-21
	Steals	1	vs. Texas Tech	3-24-23*
	Minutes	27	vs. Auburn	2-10-22
	Points	11	vs. Auburn	2-10-22
	FG Made	4	vs. Auburn	2-10-22
NOTABLES	FG Att.	7	vs. Auburn	2-10-22*
	3FG Made	1	vs. Kentucky	1-25-24*
	3FG Att.	3	vs. 1/1 SC	1-17-22
	FT Made	3	vs. Auburn	2-10-22
	FT Att.	4	vs. Auburn	2-10-22
	Off. Reb.	3	at Vanderbilt	2-9-23*
	Def. Reb.	5	at Missouri	2-13-22
	Rebounds	8	at Missouri	2-13-22
	Assists	2	vs. Vanderbilt	1-6-22*
	Blocks	3	at Tennessee	2-12-24

SEASON HIGHS	Points	6	at A-State	11-17-23
	FG Made	2	vs. Kentucky	1-25-24*
	FG Att.	3	vs. Kentucky	1-25-24*
	3FG Made	2	at A-State	11-17-23
	3FG Att.	2	at #10/9 LSU	1-21-24*
	FT Made	2	vs. UCA	11-20-23
	FT Att.	2	vs. UCA	11-20-23
	Off. Reb.	1	at Florida	2-8-24*
	Def. Reb.	4	vs. Little Rock	11-14-23
	Rebounds	4	vs. Little Rock	11-14-23
CAREER HIGHS	Assists	1	vs. LA Tech	12-7-23*
	Blocks	3	at Tennessee	2-12-24*
	Steals	N/A		
	Minutes	16	vs. Kentucky	1-25-24
	Points	11	vs. Auburn	2-10-22
	FG Made	4	vs. Auburn	2-10-22
	FG Att.	7	vs. Auburn	2-10-22*
	3FG Made	2	at A-State	11-17-23
	3FG Att.	3	vs. 1/1 SC	1-17-22*
	FT Made	3	vs. Auburn	2-10-22
SEC HIGHS	FT Att.	4	vs. Auburn	2-10-22
	Off. Reb.	3	at Vanderbilt	2-9-23*
	Def. Reb.	5	at Missouri	2-13-22
	Rebounds	8	at Missouri	2-13-22
	Assists	2	at Vanderbilt	1-6-22*
	Blocks	5	vs. UAPB	11-12-21
	Steals	1	vs. Texas Tech	3-24-23*
	Minutes	27	vs. Auburn	2-10-22
	Points	11	vs. Auburn	2-10-22
	FG Made	4	vs. Auburn	2-10-22
NOTABLES	FG Att.	7	vs. Auburn	2-10-22*
	3FG Made	1	vs. Kentucky	1-25-24*
	3FG Att.	3	vs. 1/1 SC	1-17-22
	FT Made	3	vs. Auburn	2-10-22
	FT Att.	4	vs. Auburn	2-10-22
	Off. Reb.	3	at Vanderbilt	2-9-23*
	Def. Reb.	5	at Missouri	2-13-22
	Rebounds	8	at Missouri	2-13-22
	Assists	2	vs. Vanderbilt	1-6-22*
	Blocks	3	at Tennessee	2-12-24

SEASON HIGHS	Points	6	at A-State	11-17-23
	FG Made	2	vs. Kentucky	1-25-24*
	FG Att.	3	vs. Kentucky	1-25-24*
	3FG Made	2	at A-State	11-17-23
	3FG Att.	2	at #10/9 LSU	1-21-24*
	FT Made	2	vs. UCA	11-20-23
	FT Att.	2	vs. UCA	11-20-23
	Off. Reb.	1	at Florida	2-8-24*
	Def. Reb.	4	vs. Little Rock	11-14-23
	Rebounds	4	vs. Little Rock	11-14-23
CAREER HIGHS	Assists	1	vs. LA Tech	12-7-23*
	Blocks	3	at Tennessee	2-12-24*
	Steals	N/A		
	Minutes	16	vs. Kentucky	1-25-24
	Points	11	vs. Auburn	2-10-22
	FG Made	4	vs. Auburn	2-10-22
	FG Att.	7	vs. Auburn	2-10-22*
	3FG Made	2	at A-State	11-17-23
	3FG Att.	3	vs. 1/1 SC	1-17-22*
	FT Made	3	vs. Auburn	2-10-22
SEC HIGHS	FT Att.	4	vs. Auburn	2-10-22
	Off. Reb.	3	at Vanderbilt	2-9-23*
	Def. Reb.	5	at Missouri	2-13-22
	Rebounds	8	at Missouri	2-13-22
	Assists	2	at Vanderbilt	1-6-22*
	Blocks	5	vs. UAPB	11-12-21
	Steals	1	vs. Texas Tech	3-24-23*
	Minutes	27	vs. Auburn	2-10-22
	Points	11	vs. Auburn	2-10-22
	FG Made	4	vs. Auburn	2-10-22
NOTABLES	FG Att.	7	vs. Auburn	2-10-22*
	3FG Made	1	vs. Kentucky	1-25-24*
	3FG Att.	3	vs. 1/1 SC	1-17-22
	FT Made	3	vs. Auburn	2-10-22
	FT Att.	4	vs. Auburn	2-10-22
	Off. Reb.	3	at Vanderbilt	2-9-23*
	Def. Reb.	5	at Missouri	2-13-22
	Rebounds	8	at Missouri	2-13-22
	Assists	2	vs. Vanderbilt	1-6-22*
	Blocks	3	at Tennessee	2-12-24

\* Most Recent

GAME NOTES

- Coming off one rebound in four minutes vs. Missouri off the bench
- Has been out eight total games this season dealing w/ Tommy John, a rare basketball injury in her elbow
- Logged six points going 2-of-2 from 3-point at Arkansas State, which provided a huge spark
- Coach Neighbors regularly credits how tough of a player she is
- Played 28 games off the bench last season
- Recorded a season-high seven points with two blocks against Texas A&M last season
- Blocked five shots against UAPB in 2021, the most by a freshman Razorback since 2014
- Best career performance came against Auburn, tallying 11 points and five boards as a freshman
- Led the state of Oklahoma in rebounds and blocks in 2018

FASTBREAK WITH EMRIE ELLIS

- Majoring in recreation and sport management
- Wears #55 because it was her dad's number
- Chose Arkansas because of Coach Neighbors' style of play
- Favorite type of food is Mexican and favorite place to eat in Fayetteville is Mojitos
- Started playing basketball when she was four and quit to play softball but quickly came back to it after realizing it was her favorite sport to play
- Would tell people she wanted to be a nurse when she grew up

#55 ELLIS, Emrie

Opponent	Date	GS	MIN	Total		3-Pointers		Free throws		Rebounds				PF	A	TO	BLK	STL	PTS	AVG
				FG-FGA	PCT	3FG-3FGA	PCT	FT-FTA	PCT	OFF	DEF	TOT	AVG							
Little Rock	11/14/2023		05:35	1-3	.333	0-1	.000	0-0	.000	0	4	4	4.0	1	0	0	0	2	2.0	
at Arkansas St.	11/17/2023		12:56	2-2	1.000	2-2	1.000	0-0	.000	0	0	0	2.0	4	1	0	0	6	4.0	
Central Ark.	11/20/2023		09:47	0-0	.000	0-0	.000	2-2	1.000	1	1	2	2.0	1	0	0	1	2	3.3	
vs Wisconsin	11/24/2023		09:30	0-0	.000	0-0	.000	0-0	.000	1	0	1	1.8	2	0	0	0	0	2.5	
vs Marquette	11/25/2023		11:16	0-1	.000	0-0	.000	0-0	.000	0	0	0	1.4	2	0	0	0	0	2.0	
at Florida St.	11/30/2023		12:07	0-1	.000	0-0	.000	0-0	.000	0	2	2	1.5	1	0	1	3	0	1.7	
UCLA	12/03/2023		11:29	1-1	1.000	1-1	1.000	0-0	.000	0	1	1	1.4	1	0	0	2	3	1.9	
Louisiana Tech	12/07/2023		11:29	0-1	.000	0-0	.000	0-0	.000	0	1	1	1.4	1	1	1	0	0	1.6	
Georgia	01/07/2024		05:09	0-0	.000	0-0	.000	0-0	.000	0	0	0	1.2	0	0	0	0	0	1.4	
Mississippi St.	01/11/2024		02:25	0-1	.000	0-0	.000	0-0	.000	0	1	1	1.2	2	0	0	0	0	1.3	
at LSU	01/21/2024		09:59	0-2	.000	0-2	.000	0-0	.000	0	1	1	1.2	2	0	0	0	0	1.2	
Kentucky	01/25/2024		16:18	2-3	.667	1-2	.500	0-0	.000	0	1	1	1.2	2	0	1	2	5	1.5	
at Missouri	01/28/2024		05:43	0-0	.000	0-0	.000	0-0	.000	0	1	1	1.2	0	0	0	0	0	1.4	
Alabama	02/01/2024		08:03	0-3	.000	0-1	.000	0-0	.000	2	0	2	1.2	1	1	0	0	0	1.3	
Auburn	02/04/2024		08:46	0-0	.000	0-0	.000	0-0	.000	0	0	0	1.1	2	0	0	2	0	1.2	
at Florida	02/08/2024		03:03	1-2	.500	0-1	.000	0-0	.000	1	1	2	1.2	0	0	2	0	2	1.3	
at Tennessee	02/12/2024		09:40	0-0	.000	0-0	.000	0-0	.000	0	0	0	1.1	3	0	1	3	0	1.2	
Missouri	02/18/2024		04:15	0-1	.000	0-0	.000	0-0	.000	0	1	1	1.1	0	0	0	0	0	1.1	
Totals		0	157:30	7-21	.333	4-10	.400	2-2	1.000	5	15	20	1.1	25	3	6	13	0	20	1.1

Player Averages

Games Played	Minutes/game	Points/game	FG Pct	3FG Pct	FT Pct	Rebounds/game	Assists/game	Turnovers/game	
--------------	--------------	-------------	--------	---------	--------	---------------	--------------	----------------	--



Official Basketball Box Score - Final  
**ULM at Arkansas**  
11/07/23 Bud Walton Arena, Fayetteville  
2023-24 Women's Basketball

Game Time: 7:00 PM  
Game Duration: 2:02  
Attendance: 2,630

Officials: Frank Steratore, Katie Lukanich, Kenya Kirkland

ULM - 76

Record: 0-1

NO. Name	Min	FG M-A	3P M-A	FT M-A	Rebounds OR DR TOT	Fouls PF FD	TP	AS	TO	ST	Blocks BS BA	+/-
11 Kyjal Miles	F 24:39	1-3	0-0	0-0	0 3 3	4 2	2	0	1	1	1	-2
37 Brianna Harris	F 28:14	2-11	0-2	1-1	1 4 5	4 1	5	0	3	0	0	-16
2 Daisha Bradford	G 34:18	6-22	2-8	0-0	1 7 8	4 1	14	5	3	1	0	-5
3 Jakayla Johnson	G 34:26	13-17	2-4	6-9	0 7 7	2 6	34	2	5	2	0	-2
22 Lauren Gross	G 31:55	3-7	1-5	0-0	0 8 8	4 1	7	0	1	2	0	-4
8 Sariah Wells	22:06	4-13	2-6	2-2	0 5 5	4 2	12	2	1	0	0	-8
21 Katlyn Manuel	19:51	1-3	0-0	0-0	1 1 2	4 0	2	0	2	2	1	-3
14 Myca Trail	01:17	0-1	0-0	0-0	0 0 0	3 0	0	0	0	0	1	1
00 Olivia Knight	03:15	0-2	0-1	0-0	0 2 2	0 0	0	1	0	0	0	-2
Team					4 1 5		0	0				
Totals		30-79	7-26	9-12	7 38 45	29 13	76	10	16	8	2	6 -5

Technical Fouls: NONE

Shooting By Period											
1 <sup>st</sup> FG%	6-22	27.3%	3PT%	1-6	16.7%	FT%	2-2	100%	2 <sup>nd</sup> FG%	7-18	38.9%
3PT%	2-7	28.6%	FT%	1-1	100%	3 <sup>rd</sup> FG%	8-17	47.1%	FT%	1-4	25%
FT%	1-5	20.0%	4 <sup>th</sup> FG%	9-22	40.9%	GM FG%	30-79	38.0%	3PT%	7-26	26.9%
FT%	9-12	75.0%							FT%	9-12	75.0%

Dead Ball Rebounds: 1, 2

Arkansas - 81

Record: 1-0

NO. Name	Min	FG M-A	3P M-A	FT M-A	Rebounds OR DR TOT	Fouls PF FD	TP	AS	TO	ST	Blocks BS BA	+/-
30 Maryam Dauda	F 27:08	1-5	0-3	2-4	2 5 7	3 2	4	0	5	0	2	0 11
0 Taliah Scott	G 32:13	9-20	2-8	9-13	1 5 6	2 9	29	1	2	0	0	1 13
2 Samara Spencer	G 30:29	3-7	0-1	10-12	1 7 8	0 10	16	2	5	1	0	1 9
4 Saylor Poffenbarger	G 37:51	3-12	0-5	1-2	3 18 21	1 1	7	1	2	1	1	0 7
43 Makayla Daniels	G 33:27	7-11	3-5	0-0	2 0 2	4 3	17	1	0	2	0	0 0
23 Carly Keats	18:10	0-7	0-6	4-5	0 0 0	1 0	4	0	2	2	0	-6
13 Sasha Golorth	18:33	1-5	0-2	2-8	2 5 7	2 4	4	0	0	3	3	0 -6
10 Cristina Sánchez Cerqueira	02:09	0-2	0-0	0-0	1 1 2	0 0	0	0	0	0	0	-3
Team					1 3 4		0	0				
Totals		24-69	5-30	28-44	13 44 57	13 29	81	5	16	9	6	2 5

Technical Fouls: NONE

Shooting By Period											
1 <sup>st</sup> FG%	5-15	33.3%	3PT%	2-8	25.0%	FT%	7-11	63.6%	2 <sup>nd</sup> FG%	4-16	25.0%
3PT%	0-5	0.0%	FT%	4-10	40%	3 <sup>rd</sup> FG%	8-20	40.0%	FT%	1-7	14.3%
FT%	5-6	83.3%	4 <sup>th</sup> FG%	7-18	38.9%	3PT%	2-10	20.0%	FT%	12-17	70.6%
FT%	12-17	70.6%	GM FG%	24-69	34.8%	3PT%	5-30	16.7%	FT%	28-44	63.6%

Dead Ball Rebounds: 8, 0

	ULM	ARK
Biggest lead	5 (1 <sup>st</sup> 6:05)	14 (4 <sup>th</sup> 5:42)
Best Scoring Run	8 (2 <sup>nd</sup> 3:27)	9 (1 <sup>st</sup> 2:00)
Lead Changes	6	
Times Tied	8	
Time with Lead	06:27	29:37

Points from	ULM	ARK
Turnovers	19	15
Paint	40	38
Second Chance	2	6
Fast Breaks	24	15
Bench	14	8

Period by Period Scoring	1st	2nd	3rd	4th	TOT
ULM	15	17	18	26	76
ARK	19	12	22	28	81

# #SIDEBYSIDE



Official Basketball Box Score - Final  
**Murray St. at Arkansas**  
11/10/23 Bud Walton Arena, Fayetteville  
2023-24 Women's Basketball

Game Time: 10:30 AM  
Game Duration: 1:49  
Attendance: 11,026

Officials: Puslani Spurlock-Welsh, Cameron Inouye, Kyle Galloway

Murray St. - 79

Record: 0-1

NO. Name	Min	FG M-A	3P M-A	FT M-A	Rebounds OR DR TOT	Fouls PF FD	TP	AS	TO	ST	Blocks BS BA	+/-
22 Hannah McKay	F 22:48	3-5	1-3	2-2	1 6 7	2 3	9	1	1	1	0	0 3
31 Katelyn Young	C 33:27	3-11	1-4	0-0	0 6 6	3 3	7	0	2	0	3	-5
3 Briley Pena	G 19:39	2-4	2-3	0-0	1 1 2	0 0	6	0	0	0	0	-2
11 Cayson Conner	G 14:41	2-3	1-1	0-0	2 2 4	1 1	5	0	2	0	4	0 10
21 Bria Sanders-Woods	G 24:47	3-10	1-6	2-4	1 1 2	3 2	9	3	4	2	0	-12
2 Haven Ford	24:34	3-12	3-9	0-0	1 7 7	4 0	9	3	1	2	0	1 5
5 Trinity White	07:53	0-0	0-0	0-0	0 1 1	3 0	0	0	2	0	0	0 0
14 Ava Learn	21:24	7-15	1-1	0-0	6 3 9	1 1	15	0	2	1	1	-4
23 Zoe Stewart	23:52	7-19	1-5	4-6	0 4 4	4 4	19	3	4	1	0	2 -8
25 Destiny Thomas	03:54	0-0	0-0	0-0	0 0 0	0 0	0	1	0	0	0	4
12 Jenna Walker	03:02	0-0	0-0	0-0	0 0 0	0 0	0	0	0	0	0	-7
Team					4 2 6		0	0				
Totals		30-79	11-32	8-12	15 33 48	21 14	79	13	16	11	4	8 -3

Technical Fouls: NONE

Shooting By Period											
1 <sup>st</sup> FG%	8-22	36.4%	3PT%	1-10	10.0%	FT%	0-0	0%	2 <sup>nd</sup> FG%	5-19	26.3%
3PT%	1-6	16.7%	FT%	3-4	75%	3 <sup>rd</sup> FG%	9-23	39.1%	3PT%	3-7	42.9%
FT%	3-6	50%	4 <sup>th</sup> FG%	8-15	53.3%	3PT%	6-9	66.7%	FT%	2-2	100%
GM FG%	30-79	38.0%	3PT%	11-32	34.4%	FT%	8-12	66.7%			

Dead Ball Rebounds: 2, 0

Arkansas - 82

Record: 2-0

NO. Name	Min	FG M-A	3P M-A	FT M-A	Rebounds OR DR TOT	Fouls PF FD	TP	AS	TO	ST	Blocks BS BA	+/-
30 Maryam Dauda	F 21:54	1-2	1-1	0-0	1 7 8	3 1	3	0	1	0	1	0 0
0 Taliah Scott	G 34:30	9-20	0-4	7-7	0 3 3	0 6	25	1	5	0	0	2 14
2 Samara Spencer	G 38:09	4-9	2-5	1-2	0 5 5	2 4	11	7	4	0	0	0 0
4 Saylor Poffenbarger	G 31:57	4-9	0-2	2-4	1 11 12	3 3	10	3	3	3	0	13
43 Makayla Daniels	G 30:30	6-12	1-5	2-2	1 11 6	4 3	15	1	1	0	0	1 12
13 Sasha Golorth	17:14	3-5	0-1	3-5	2 0 2	0 2	9	0	2	0	3	0 1
34 Jenna Lawrence	08:20	0-3	0-2	0-0	0 1 1	0 0	0	0	1	1	1	-6
23 Carly Keats	12:28	3-7	3-5	0-0	0 0 0	0 0	9	0	0	0	0	-14
10 Cristina Sánchez Cerqueira	04:58	0-1	0-0	0-0	2 2 2	0 0	0	1	0	0	0	-5
Team					3 0 3		0	1				
Totals		30-68	7-25	15-20	8 34 42	14 21	82	13	18	4	8	4 3

Technical Fouls: NONE

Shooting By Period											
1 <sup>st</sup> FG%	5-19	26.3%	3PT%	2-6	33.3%	FT%	4-8	50%	2 <sup>nd</sup> FG%	13-20	65.0%
3PT%	3-9	33.3%	FT%	2-2	100%	3 <sup>rd</sup> FG%	8-16	50.0%	3PT%	2-5	40.0%
FT%	3-4	75%	4 <sup>th</sup> FG%	4-13	30.8%	3PT%	0-5	0.0%	FT%	6-6	100%
GM FG%	30-68	44.1%	3PT%	7-25	28.0%	FT%	15-20	75.0%			

Dead Ball Rebounds: 2, 2

	MSU	ARK
Biggest lead	5 (1 <sup>st</sup> 2:02)	24 (3 <sup>rd</sup> 7:22)
Best Scoring Run	9 (3 <sup>rd</sup> 0:48)	11 (2 <sup>nd</sup> 6:43)
Lead Changes	3	
Times Tied	4	
Time with Lead	04:57	30:52

Points from	MSU	ARK
Turnovers	30	12
Paint	28	44
Second Chance	9	4
Fast Breaks	14	20
Bench	43	18

Period by Period Scoring	1st	2nd	3rd	4th	TOT
MSU	17	14	24	24	79
ARK	16	31	21	14	82



Official Basketball Box Score - Final  
**Little Rock at Arkansas**  
11/14/23 Bud Walton Arena, Fayetteville  
2023-24 Women's Basketball

Game Time: 7:00 PM  
Game Duration: 1:40  
Attendance: 2,608

Officials: Michael McConnell, Talisa Green, Brenda Pantaja

Little Rock - 36

Record: 0-3

NO. Name	Min	FG M-A	3P M-A	FT M-A	Rebounds OR DR TOT	Fouls PF FD	TP	AS	TO	ST	Blocks BS BA	+/-
5 Jordan Holman	F 30:06	2-9	0-1	2-4	2 4 6	3 2	6	2	2	1	0	1 -36
11 Faith Lee	F 23:36	1-10	0-0	0-0	0 0 0	4 1	2	1	6	0	0	3 -32
2 Jayiah Harris-Smith	G 30:00	1-4	0-1	2-2	0 4 4	2 2	4	3	3	0	0	-31
3 Jayla Brooks	G 17:18	3-6	0-1	0-0	1 1 2	5 1	6	1	1	1	0	-18
10 Lamariyee Williams	G 30:13	1-6	0-0	0-0	1 2 3	4 0	2	3	4	0	0	-18
23 Annemarie Batista	28:45	5-14	3-10	0-0	2 3 5	2 0	13	0	0	0	2	-29
4 Sha'Nequa Henry	18:50	1-3	0-0	1-2	0 2 2	0 1	3	0	0	1	0	-14
24 Camryn James	07:42	0-2	0-0	0-0	2 1 3	2 0	0	1	2	0	0	-14
1 Mira Hanna	07:27	0-2	0-0	0-0	0 2 2	1 0	0	0	1	0	0	-13
8 Courtney Davis	06:04	0-1	0-0	0-0	0 3 3	0 0	0	0	1	0	0	-2
Team					3 3 6		0	0				
Totals		14-57	3-13	5-8	11 25 36	23 7	36	11	20	3	2	8 -41

Technical Fouls: NONE

Shooting By Period				
1 <sup>st</sup>	FG%	1-11	9.1%	
	3PT%	0-2	0.0%	
	FT%	2-2	100%	
2 <sup>nd</sup>	FG%	4-13	30.8%	
	3PT%	0-2	0.0%	
	FT%	2-4	50%	
3 <sup>rd</sup>	FG%	7-16	43.8%	
	3PT%	2-4	50.0%	
	FT%	0-0	0%	
4 <sup>th</sup>	FG%	2-17	11.8%	
	3PT%	1-5	20.0%	
	FT%	1-2	50%	
GM	FG%	14-57	24.6%	
	3PT%	3-13	23.1%	
	FT%	5-8	62.5%	



# #SIDEBYSIDE



Official Basketball Box Score - Final  
**Central Ark. at Arkansas**  
11/20/23 Bud Walton Arena, Fayetteville  
2023-24 Women's Basketball

Game Time: 7:00 PM  
Game Duration: 1:46  
Attendance: 4,194

Officials: Felicia Grinter, Salf Esho, Gina Cantaracci

Central Ark. - 67

Record: 2-2

NO.	Name	Min	FG	3P	FT	Rebounds	Fouls	TP	AS	TO	ST	Blocks	+/-
			M-A	M-A	M-A	OR DR TOT	PF FD					BS BA	
30	Kierra Prim	F 13:17	0-1	0-0	0-0	1 2 3	2 1 0	0	0	1	0	0	-20
42	Cheyenne Banks	F 26:38	1-3	0-0	3-4	4 5 9	3 4 5	0	1	0	0	0	-13
0	Jade Upshaw	G 24:34	6-13	4-9	0-0	0 0 0	3 1	16	3	2	1	0	-8
3	Randrea Wright	G 21:43	5-10	1-1	3-4	0 2 2	4 2 14	2	1	0	1	0	-8
22	Leah Mafua	G 21:39	3-8	0-3	1-1	0 2 2	5 2 7	2	2	2	1	0	-11
1	Kinley Fisher	26:50	4-8	3-6	0-0	2 2 4	1 1 0	11	2	5	1	0	-15
5	Bree Stephens	25:50	4-8	2-5	0-0	0 1 1	2 0 0	10	2	1	3	0	3
4	Cheyenne Kemp	14:05	0-3	0-1	2-2	0 2 2	2 2 2	1	2	0	0	0	-1
24	Jenna Rose Mafua	10:42	0-0	0-0	0-0	1 2 3	1 0 0	1	0	2	0	0	-1
12	Destine Duckworth	08:51	0-1	0-1	2-2	1 4 5	1 0 1	2	0	2	0	0	-7
32	Elizabeth Abilara	05:24	0-0	0-0	0-0	0 2 2	0 0 0	0	0	0	0	0	9
23	Kaidyn Beckwith	00:27	0-0	0-0	0-0	0 0 0	0 0 0	0	0	0	0	0	0
Team						1 1 2				0			
<b>Totals</b>			23-55	10-26	11-13	10 25 35	23 13	67	13	17	8	1	3 -14

Technical Fouls: NONE

Dead Ball Rebounds: 2, 0

Arkansas - 81

Record: 5-0

NO.	Name	Min	FG	3P	FT	Rebounds	Fouls	TP	AS	TO	ST	Blocks	+/-
			M-A	M-A	M-A	OR DR TOT	PF FD					BS BA	
30	Maryam Dauda	F 30:13	4-11	3-6	3-6	2 6 8	3 3 14	1	1	3	0	0	14
0	Taliah Scott	G 35:55	7-17	0-3	3-3	0 4 4	2 2 17	3	3	0	0	0	15
2	Samara Spencer	G 23:16	5-9	2-4	4-4	0 2 2	0 4 16	1	1	1	0	1	19
4	Saylor Poffenbarger	G 26:47	6-10	3-4	2-2	1 5 6	1 3 17	4	0	2	1	0	25
43	Makayla Daniels	G 32:54	3-6	1-4	4-7	2 1 3	3 7 11	4	3	2	0	0	22
13	Sasha Golorth	17:49	1-3	0-0	2-3	2 0 2	0 3 4	1	2	1	1	0	0
55	Emrie Ellis	09:47	0-0	0-0	2-2	1 1 2	1 1 2	0	0	0	1	0	0
10	Cristina Sánchez Cerqueira	06:27	0-0	0-0	0-0	0 0 0	0 2 0	0	1	0	0	0	0
23	Carly Keats	21:50	0-2	0-2	0-0	0 2 2	0 0 0	0	0	1	0	0	-16
34	Jenna Lawrence	05:02	0-1	0-1	0-0	1 0 1	1 0 0	0	0	0	0	0	-9
Team						2 0 2				0			
<b>Totals</b>			26-59	9-24	20-27	11 21 32	13 23	81	11	11	9	3	14

Technical Fouls: NONE

Dead Ball Rebounds: 4, 1

	UCA	ARK
Biggest lead	0 (1 <sup>st</sup> 10:00)	20 (2 <sup>nd</sup> 2:59)
Best Scoring Run	12 (2 <sup>nd</sup> 0:35)	9 (1 <sup>st</sup> 5:42)
Lead Changes	0	
Times Tied	1	
Time with Lead	00:00	38:57
Points from	UCA	ARK
Turnovers	12	20
Paint	24	24
Second Chance	9	14
Fast Breaks	9	9
Bench	25	6
Period by Period Scoring		
1st	12	20
2nd	10	24
3rd	21	10
4th	24	67
TOT	67	81



Official Basketball Box Score - Final  
**Wisconsin at Arkansas**  
11/24/23 Suncoast Credit Union Arena, Fort Myers, Fla.  
2023-24 Women's Basketball

Game Time: 2:00 PM  
Game Duration: 1:47  
Attendance: 654

Officials: Talisa Green, Eric Baker, Ashlee Goode

Wisconsin - 62

Record: 3-2

NO.	Name	Min	FG	3P	FT	Rebounds	Fouls	TP	AS	TO	ST	Blocks	+/-
			M-A	M-A	M-A	OR DR TOT	PF FD					BS BA	
25	Serah Williams	F 36:13	2-7	0-2	5-7	1 8 9	1 6 9	1	5	1	1	2	-6
3	Brooke Schramek	G 25:49	2-8	1-4	1-2	0 2 2	4 1 6	2	3	0	0	2	-2
13	Ronnie Porter	G 38:40	3-15	2-5	0-0	2 8 10	3 1 8	1	2	5	1	1	-6
23	D'Yanis Jimenez	G 34:13	6-10	2-2	3-4	0 4 4	2 4 17	2	3	1	0	0	6
24	Natalie Leuzinger	G 22:16	4-6	1-2	0-0	1 3 2	5 0 9	0	1	0	0	0	-6
15	Sania Copeland	32:05	4-8	3-6	0-0	0 3 3	2 2 11	5	3	0	0	1	-8
11	Ana Guillen	09:47	1-2	0-1	0-0	0 0 0	1 0 2	1	0	0	1	0	3
12	Tessa Grady	00:56	0-0	0-0	0-0	0 1 1	0 0 0	0	1	0	0	0	2
Team						2 7 9				0			
<b>Totals</b>			22-56	9-22	9-13	6 34 40	18 14	62	12	18	7	3	-3

Technical Fouls: NONE

NO.	Name	Min	FG	3P	FT	Rebounds	Fouls	TP	AS	TO	ST	Blocks	+/-
			M-A	M-A	M-A	OR DR TOT	PF FD					BS BA	
1 <sup>st</sup>	FG%	6-16	37.5%										
3PT%	5-7	71.4%											
FT%	1-2	50%											
2 <sup>nd</sup>	FG%	6-14	42.9%										
3PT%	2-5	40.0%											
FT%	0-0	0%											
3 <sup>rd</sup>	FG%	6-17	35.3%										
3PT%	1-5	20.0%											
FT%	1-1	100%											
4 <sup>th</sup>	FG%	4-9	44.4%										
3PT%	1-5	20.0%											
FT%	7-10	70%											
GM FG%	22-56	39.3%											
3PT%	9-22	40.9%											
FT%	9-13	69.2%											

Dead Ball Rebounds: 1, 0

Arkansas - 65

Record: 6-0

NO.	Name	Min	FG	3P	FT	Rebounds	Fouls	TP	AS	TO	ST	Blocks	+/-
			M-A	M-A	M-A	OR DR TOT	PF FD					BS BA	
30	Maryam Dauda	F 31:20	2-4	0-1	0-0	6 5 11	4 0 4	0	3	2	2	3	0 8
0	Taliah Scott	G 37:56	6-20	4-12	2-2	0 5 5	1 2 18	1	1	1	0	0	3
2	Samara Spencer	G 35:15	3-17	3-11	4-6	1 5 6	1 5 13	2	3	2	1	0	-2
4	Saylor Poffenbarger	G 32:28	2-8	0-4	0-4	3 7 10	1 3 4	2	1	3	1	1	7
43	Makayla Daniels	G 38:22	7-15	5-10	3-6	4 4 8	3 5 22	3	4	2	1	1	4
13	Sasha Golorth	06:42	0-4	0-2	0-0	0 0 0	1 1 0	0	0	1	0	0	-4
55	Emrie Ellis	09:30	0-0	0-0	0-0	1 0 1	2 1 0	0	0	0	0	0	-5
23	Carly Keats	08:27	1-2	0-1	2-2	1 1 2	1 1 4	0	0	0	0	0	4
Team						3 4 7				0			
<b>Totals</b>			21-70	12-41	11-20	19 31 50	14 18	65	11	14	10	6	3 3

Technical Fouls: NONE

NO.	Name	Min	FG	3P	FT	Rebounds	Fouls	TP	AS	TO	ST	Blocks	+/-
			M-A	M-A	M-A	OR DR TOT	PF FD					BS BA	
1 <sup>st</sup>	FG%	4-20	20.0%										
3PT%	4-15	26.7%											
FT%	0-2	0%											
2 <sup>nd</sup>	FG%	5-20	25.0%										
3PT%	2-9	22.2%											
FT%	1-2	50%											
3 <sup>rd</sup>	FG%	7-20	35.0%										
3PT%	3-11	27.3%											
FT%	4-6	66.7%											
4 <sup>th</sup>	FG%	5-10	50.0%										
3PT%	3-6	50.0%											
FT%	6-10	60%											
GM FG%	21-70	30.0%											
3PT%	12-41	29.3%											
FT%	11-20	55.0%											

Dead Ball Rebounds: 5, 0

	Wisc	Ark
Biggest lead	10 (3 <sup>rd</sup> 9:40)	11 (4 <sup>th</sup> 4:46)
Best Scoring Run	14 (2 <sup>nd</sup> 0:53)	11 (2 <sup>nd</sup> 4:15)
Lead Changes	5	
Times Tied	6	
Time with Lead	19:55	13:26
Points from	Wisc	Ark
Turnovers	4	15
Paint	24	12
Second Chance	9	19
Fast Breaks	18	14
Bench	13	4
Period by Period Scoring		
1st	18	14
2nd	14	14
3rd	16	62
4th	16	62
TOT	62	65



Official Basketball Box Score - Final  
**Marquette at Arkansas**  
11/25/23 Suncoast Credit Union Arena, Fort Myers, Fla.  
2023-24 Women's Basketball

Game Time: 5:00 PM  
Game Duration: 1:34  
Attendance: 527

Officials: Jody Cantrell, Royce Bevis, Cara Siegle

Marquette - 74

Record: 6-1

NO.	Name	Min	FG	3P	FT	Rebounds	Fouls	TP	AS	TO	ST	Blocks	+/-
			M-A	M-A	M-A	OR DR TOT	PF FD					BS BA	
20	Frannie Hottinger	F 30:20	6-9	0-1	0-0	4 8 12	1 2 12	1	2	2	2	1	15
32	Liza Karlen	F 25:39	9-16	0-2	2-3	3 6 9	1 5 20	0	1	0	1	1	13
3	Rose Nkumu	G 31:15	5-7	2-3	2-2	0 1 1	2 4 14	7	0	3	0	0	15
12	Mackenzie Hare	G 26:51	3-11	1-6	2-2	0 5 5	3 1 9	1	2	0	0	3	15
23	Jordan King	G 21:17	4-12	1-5	0-0	0 2 2	3 2 9	1	2	0	0	0	16
11	Skylar Forbes	21:41	0-1	0-0	2-2	1 2 3	0 1 2	0	0	1	0	0	7
1	Lee Volker	22:23	1-5	0-1	2-2	1 2 3	1 1 4	2	1	2	1	0	12
4	Abbey Cracknell	12:23	2-3	0-1	0-0	0 3 3	2 0 4	1	1	0	1	0	-8</



Official Basketball Box Score - Final  
**UCLA at Arkansas**  
12/03/23 Bud Walton Arena, Fayetteville  
2023-24 Women's Basketball

Game Time: 2:00 PM  
Game Duration: 1:45  
Attendance: 4,261

Officials: Michael McConnell, Angelica Sutfren, Reyniya Seales

UCLA - 81 Record: 7-0

NO. Name	Min	FG M-A	3P M-A	FT M-A	Rebounds OR DR TOT	Fouls PF FD	TP	AS	TO	ST	Blocks BS BA	+/-
32 Angela Dugalic	F 22:41	4-11	1-4	0-0	6 3 9	3 1	9	5	5	1	1 1	7
51 Lauren Betts	C 24:48	9-9	0-0	2-3	4 6 10	1 3	20	0	3	0	2 0	24
1 Kiki Rice	G 33:59	5-11	2-5	0-0	0 8 8	2 2	12	5	4	2	2 1	14
20 Charisma Osborne	G 33:16	2-7	2-6	2-2	0 8 8	3 0	8	6	4	0	2 0	14
35 Camryn Brown	G 14:60	1-1	0-0	2-2	0 0 0	2 1	4	1	0	0	2 0	4
23 Gabriela Jaquez	29:02	3-10	1-3	3-4	3 8 11	4 2	10	1	2	2	0 3	13
3 Londynn Jones	22:07	4-14	2-8	2-2	0 2 2	3 3	12	0	1	1	0 1	3
22 Christeen Iwuala	13:02	3-6	0-0	0-0	3 0 3	0 2	6	2	0	0	0 0	2
33 Amanda Muse	04:36	0-0	0-0	0-0	0 0 0	0 0	0	0	1	0	0 0	-3
43 Izzy Anstley	01:29	0-0	0-0	0-0	0 1 1	0 0	0	0	0	1	0 0	-3
Team					3 1 4				2			
<b>Totals</b>		31-69	8-26	11-13	19 37 56	18 14	81	20	22	7	6 15	

Technical Fouls: NONE

Dead Ball Rebounds: 1, 1

Arkansas - 66 Record: 7-2

NO. Name	Min	FG M-A	3P M-A	FT M-A	Rebounds OR DR TOT	Fouls PF FD	TP	AS	TO	ST	Blocks BS BA	+/-
30 Maryam Dauda	F 28:50	5-9	2-3	2-2	1 1 2	3 1	14	2	0	1	2 1	9
0 Taliah Scott	G 38:55	6-21	3-7	8-9	0 2 2	1 7	23	1	4	1	0 4	-12
2 Samara Spencer	G 21:41	1-4	0-0	0-0	0 2 2	3 2	2	1	2	3	0 0	-20
4 Saylor Poffenbarger	G 28:23	5-13	2-4	0-0	1 6 7	0 2	12	0	2	1	1 0	-22
43 Makayla Daniels	G 33:00	3-10	1-5	3-6	1 2 3	3 5	10	2	1	3	0 0	-14
23 Carly Keats	26:24	0-6	0-4	2-2	0 1 1	1 1	2	1	0	0	0 0	-1
55 Emrie Ellis	11:29	1-1	1-1	0-0	0 1 1	1 0	3	0	0	0	2 0	-5
10 Cristina Sánchez Cerqueira	03:39	0-0	0-0	0-0	0 1 1	2 0	0	0	0	0	0 0	-4
34 Jenna Lawrence	07:39	0-0	0-0	0-0	0 0 0	0 0	0	0	1	2	1 0	10
Team					5 2 7			0	2			
<b>Totals</b>		21-64	9-24	15-19	8 18 26	15 18	66	7	12	11	6 7	-15

Technical Fouls: Coach 2<sup>nd</sup> 7:41

Dead Ball Rebounds: 1, 2

	UCLA	ARK
Biggest lead	30 (3 <sup>rd</sup> 0:35)	6 (1 <sup>st</sup> 8:39)
Best Scoring Run	15 (2 <sup>nd</sup> 4:56)	15 (4 <sup>th</sup> 4:00)
Lead Changes	1	
Times Tied	0	
Time with Lead	35:59	03:31

Points from	UCLA	ARK
Turnovers	20	13
Paint	40	22
Second Chance	20	10
Fast Breaks	19	7
Bench	28	5

Period by Period Scoring	UCLA	ARK
1st	20	30
2nd	12	19
3rd	6	9
4th	8	1
TOT	46	59



Official Basketball Box Score - Final  
**Louisiana Tech at Arkansas**  
12/07/23 Bud Walton Arena, Fayetteville  
2023-24 Women's Basketball

Game Time: 7:00 PM  
Game Duration: 1:40  
Attendance: 2,599

Officials: Kevin Pethel, Denise Brooks, Katie Lukanich

Louisiana Tech - 60 Record: 2-7

NO. Name	Min	FG M-A	3P M-A	FT M-A	Rebounds OR DR TOT	Fouls PF FD	TP	AS	TO	ST	Blocks BS BA	+/-
32 Kate Thompson	F 19:08	2-3	1-1	1-2	2 2 4	4 1	6	0	1	2	1 0	-12
44 Anna Larr Roberson	F 22:49	3-7	0-1	0-0	2 6 8	1 1	6	0	3	1	0 0	-26
10 Salma Bates	G 27:26	5-16	1-5	0-1	1 2 3	2 3	11	0	3	1	0 1	-28
22 Janna Morris	G 21:39	4-12	0-2	0-0	0 1 1	2 0	8	0	1	1	0 1	-40
23 Silvia Nativi	G 22:06	1-5	0-3	2-3	1 4 5	1 2	4	2	2	1	0 0	-11
3 Robyn Lee	23:40	7-11	0-1	1-2	1 4 5	2 2	15	2	2	1	0 0	-13
34 Ayen Angoi	13:21	0-1	0-0	0-0	0 2 2	0 0	0	0	1	0	0 0	-23
0 Evie Goetz	15:45	0-2	0-1	0-0	2 1 3	3 0	0	3	0	1	1 0	-16
1 Autumn Smith	18:02	0-7	0-4	0-4	0 2 2	1 1	3	2	2	1	0 0	-9
45 Anja Bukvic	16:04	3-5	1-2	0-0	0 1 1	1 0	7	1	3	0	0 0	-22
Team					1 2 0			0	0			
<b>Totals</b>		25-69	3-20	7-12	10 26 36	17 10	60	10	18	9	2 2	-40

Technical Fouls: NONE

Dead Ball Rebounds: 3, 0

Arkansas - 100 Record: 9-2

NO. Name	Min	FG M-A	3P M-A	FT M-A	Rebounds OR DR TOT	Fouls PF FD	TP	AS	TO	ST	Blocks BS BA	+/-
30 Maryam Dauda	F 17:35	3-4	0-0	3-4	1 2 3	1 2	9	0	1	0	2 0	29
0 Taliah Scott	G 31:00	12-16	5-8	0-4	0 2 2	1 3	29	1	3	1	0 0	-40
2 Samara Spencer	G 29:24	7-12	3-8	3-6	1 7 8	0 4	20	6	3	2	0 0	38
4 Saylor Poffenbarger	G 21:33	5-11	2-3	0-0	2 9 11	0 0	12	2	2	5	0 0	29
43 Makayla Daniels	G 25:52	3-4	1-2	5-6	0 6 6	0 5	12	1	7	3	0 0	36
23 Carly Keats	22:02	3-9	2-5	0-0	0 2 2	0 0	8	1	0	1	0 0	14
55 Emrie Ellis	11:29	0-1	0-0	0-0	0 1 1	1 0	0	1	1	0	1 0	10
34 Jenna Lawrence	11:59	3-4	1-2	3-4	0 1 1	3 2	10	0	0	0	0 0	6
10 Cristina Sánchez Cerqueira	10:56	0-1	0-0	0-0	0 2 2	0 0	0	0	0	0	0 0	1
20 Karley Johnson	12:57	0-0	0-0	0-2	1 1 2	2 1	0	1	0	1	0 1	1
51 Beia Franklin	05:13	0-1	0-0	0-0	1 0 1	0 0	0	0	0	0	0 0	-4
Team					1 2 3			0	0			
<b>Totals</b>		36-65	14-28	14-26	7 35 42	11 17	100	19	11	13	2 2	40

Technical Fouls: Bench 4<sup>th</sup> 13:13

Dead Ball Rebounds: 8, 1

	LATECH	ARK
Biggest lead	0 (1 <sup>st</sup> 10:00)	44 (4 <sup>th</sup> 6:44)
Best Scoring Run	7 (3 <sup>rd</sup> 7:25)	22 (4 <sup>th</sup> 9:04)
Lead Changes	0	
Times Tied	0	
Time with Lead	00:00	39:41

Points from	LATECH	ARK
Turnovers	8	13
Paint	28	42
Second Chance	1	12
Fast Breaks	9	17
Bench	25	18

Period by Period Scoring	LATECH	ARK
1st	12	12
2nd	12	17
3rd	19	60
4th	10	1
TOT	53	80



Official Basketball Box Score - Final  
**Ark-Pine Bluff at Arkansas**  
12/10/23 Bud Walton Arena, Fayetteville  
2023-24 Women's Basketball

Game Time: 1:00 PM  
Game Duration: 1:53  
Attendance: 3,330

Officials: Brian Hall, Brenda Partridge, Cori Chambers

Ark-Pine Bluff - 74 Record: 4-7

NO. Name	Min	FG M-A	3P M-A	FT M-A	Rebounds OR DR TOT	Fouls PF FD	TP	AS	TO	ST	Blocks BS BA	+/-
23 Maori Davenport	C 25:51	2-4	0-0	2-2	6 4 10	3 1	6	0	5	1	1 1	0
0 Zaay Green	G 34:48	8-22	2-2	3-3	5 4 9	3 3	21	4	3	0	4 3	0
5 Jellissa Reese	G 25:11	3-6	0-0	1-2	4 1 5	4 3	7	3	2	3	0 0	-7
15 Coriah Beck	G 38:17	6-21	2-8	1-1	0 5 5	3 1	15	3	0	1	2 0	5
25 Kaila Walker	G 26:39	0-4	0-2	3-3	0 0 0	3 1	3	1	2	0	0 0	-1
54 Maya Peat	12:07	2-6	0-0	0-2	3 3 6	1 2	4	0	1	1	1 2	4
3 Demetria Shephard	21:23	4-11	4-9	0-0	1 5 6	2 2	12	0	1	0	1 1	15
4 Kourtney Rittenberry	13:39	2-3	0-0	0-2	2 4 6	1 3	4	0	0	1	1 0	1
14 Azaria Robinson	02:05	1-1	0-0	0-0	0 0 0	0 0	2	0	0	0	0 0	0
Team					1 4 5			0	1			
<b>Totals</b>		28-78	8-21	10-15	22 30 52	20 16	74	11	15	10	6 8	4

Technical Fouls: NONE

Shooting By Period	1st	2nd	3rd	4th	TOT
1st FG%	5-26	19.2%			
3PT%	1-6	16.7%			
FT%	3-3	100%			
2nd FG%	6-17	35.3%			
3PT%	1-3	33.3%			
FT%	5-5	100%			
3rd FG%	11-20	55.0%			
3PT%	4-7	57.1%			
FT%	2-5	40%			
4th FG%	6-15	40.0%			
3PT%	2-5	40.0%			
FT%	0-2	0%			
GM FG%	28-78	35.9%			
3PT%	8-21	38.1%			
FT%	10-15	66.7%			

Dead Ball Rebounds: 3, 0

Arkansas - 70 Record: 8-3

NO. Name	Min	FG M-A	3P M-A	FT M-A	Rebounds OR DR TOT	Fouls PF FD	TP	AS	TO	ST	Blocks BS BA	+/-
30 Maryam Dauda	F 29:42	2-7	0-1	2-2	2 2 4	3 2	6	0	3	0	3 0	7
0 Taliah Scott	G 40:00	9-20	6-14	7-8	2 4 6	3 6	31	2	7	0	0 1	-4
2 Samara Spencer	G 35:05	1-11	1-4	1-2	1 7 8	5 3	4	1	2	2	0 3	-17
4 Saylor Poffenbarger	G 39:09	4-15	4-9	1-2	2 8 10	2 2	13	3	2	2	5 1	-9
43 Makayla Daniels	G 39:05	6-9	2-4	2-4	0 4 4	1 7	16	4	2	3	0 1	-2
10 Cristina Sánchez Cerqueira	05:59	0-0	0-0	0-0	0 1 1	2 0	0	0	0	0	0 0	1
23 Carly Keats	12:60	0-2	0-0	0-0	0 0 0	0 0	0	1	0	0	0 0	4
Team					2 2 4			0	1			
<b>Totals</b>		22-64	13-34	13-18	9 28 37	16 20	70	11	17	7	8 6	-4

Technical Fouls: NONE

Shooting By Period			
1 <sup>st</sup>	FG%	4-17	23.5%
	3PT%	2-6	33.3%
	FT%	5-6	83.3%
2 <sup>nd</sup>	FG%	9-13	69.2%
	3PT%	7-8	87.5%
	FT%	2-2	100%
3 <sup>rd</sup>	FG%	6-18	33.3%
	3PT%	2-10	20.0%
	FT%	5-8	62.5%
4 <sup>th</sup>	FG%	3-16	18.8%
	3PT%	2-10	20.0%
	FT%	1-2	50%
GM	FG%	22-64	34.4%
	3PT%	13-34	38.2%
	FT%	13-18	72.2%

# #SIDEBYSIDE



Official Basketball Box Score - Final  
**Arkansas at Illinois**  
12/20/23 Student Life Center, Keiser University, West Palm Beach  
2023-24 Women's Basketball

Game Time: 11:00 AM  
Game Duration: 1:47

Officials: Bruce Morris, Natasha Harris, Jeff Cross

Arkansas - 60

Record: 10-3

NO.	Name	Min	FG	3P	FT	Rebounds	Fouls	TP	AS	TO	ST	Blocks	+/
			M-A	M-A	M-A	OR DR TOT	PF FD					BS BA	
30	Maryam Dauda	F 26:03	4-5	0-0	1-2	1 3 4	4 1	9	0	3	0	2	0 15
0	Taliah Scott	G 37:55	7-15	1-6	2-2	1 0 1	3 5	17	1	3	0	0	1 1
2	Samara Spencer	G 35:15	7-19	2-7	1-4	0 4 4	2 2	17	1	4	1	0	1 -1
4	Saylor Poffenbarger	G 37:09	2-7	1-4	3-5	5 14 19	3 4	8	2	0	1	2	1 -3
43	Makayla Daniels	G 36:24	2-7	0-5	1-2	1 2 3	2 3	5	4	0	1	0	0 1
10	Cristina Sánchez Cerqueira	G 34:03	0-2	0-0	0-0	0 0 0	1 0	0	0	0	0	0	0 -4
32	Carly Keats	10:25	1-2	0-1	0-1	0 0 0	1 0	2	0	0	0	0	0 2
34	Jenna Lawrence	12:45	1-1	0-0	0-0	0 2 2	1 2	2	0	0	1	1	0 -6
Team						0 1 1	0	0	1				
Totals			24-58	4-23	8-16	8 26 34	16 18	60	8	11	4	5	3 1

Technical Fouls: NONE

Shooting By Period	
1 <sup>st</sup> FG%	8-18 44.4%
3PT%	1-4 25.0%
FT%	0-1 0%
2 <sup>nd</sup> FG%	5-13 38.5%
3PT%	0-5 0.0%
FT%	4-6 66.7%
3 <sup>rd</sup> FG%	7-14 50.0%
3PT%	3-8 37.5%
FT%	0-1 0%
4 <sup>th</sup> FG%	4-13 30.8%
FT%	0-6 0.0%
GM FG%	4-8 50%
3PT%	4-23 17.4%
FT%	8-16 50.0%

Dead Ball Rebounds: 4, 1

Illinois - 59

Record: 5-5

NO.	Name	Min	FG	3P	FT	Rebounds	Fouls	TP	AS	TO	ST	Blocks	+/
			M-A	M-A	M-A	OR DR TOT	PF FD					BS BA	
23	Brynn Shoup-Hill	F 12:17	1-2	0-0	0-0	1 2 3	0 0	2	0	0	0	1	0 8
44	Kendall Bostic	F 34:51	7-11	0-1	1-1	3 7 10	2 1	15	1	1	2	1	1 4
1	Genesis Bryant	G 39:33	6-15	0-0	0-0	0 0 0	3 4	12	2	3	0	0	1 -1
1	Makira Cook	G 36:53	6-21	0-3	5-6	2 9 11	4 6	17	5	2	0	0	0 2
24	Adalia McKenzie	G 22:32	1-6	0-0	0-0	2 3 5	4 2	2	0	1	1	0	1 -3
11	Jada Peebles	26:12	0-3	0-3	0-0	0 2 2	0 0	0	2	1	0	0	0 -5
5	Gretchen Dolan	03:35	0-0	0-0	0-0	0 2 2	1 0	0	0	0	0	0	0 0
41	Camille Hobby	13:37	4-7	0-0	3-3	2 3 5	2 3	11	0	1	0	1	2 -4
22	Shay Bolin	02:46	0-0	0-0	0-0	1 0 1	0 0	0	0	0	0	0	0 -4
4	Kam'ryn Rhodes	07:44	0-1	0-1	0-0	0 0 0	0 0	0	0	0	0	0	0 -2
Team						2 2 4	0	0	0				
Totals			25-66	0-8	9-10	13 30 43	18 16	59	10	9	3	3	5 -1

Technical Fouls: NONE

Shooting By Period	
1 <sup>st</sup> FG%	7-18 38.9%
3PT%	0-2 0.0%
FT%	2-2 100%
2 <sup>nd</sup> FG%	5-16 31.3%
3PT%	0-3 0.0%
FT%	2-2 100%
3 <sup>rd</sup> FG%	10-16 62.5%
3PT%	0-2 0.0%
FT%	3-4 75%
4 <sup>th</sup> FG%	3-16 18.8%
3PT%	0-1 0.0%
FT%	2-2 100%
GM FG%	25-66 37.9%
3PT%	0-8 0.0%
FT%	9-10 90.0%

Dead Ball Rebounds: 2, 0

Biggest lead		ARK	III
7 (1 <sup>st</sup> 8:31)		5 (3 <sup>rd</sup> 6:15)	
Best Scoring Run		8 (3 <sup>rd</sup> 4:41)	7 (3 <sup>rd</sup> 9:04)
Lead Changes		12	
Times Tied		5	
Time with Lead		21:12	16:36
Points from Turnovers		ARK	III
Paint		26	32
Second Chance		10	13
Fast Breaks		2	5
Bench		4	11
Period by Period Scoring		ARK	III
1st		17	14
2nd		14	17
3rd		12	6
4th		5	59
TOT		16	12



Official Basketball Box Score - Final  
**UIC at Arkansas**  
12/21/23 Student Life Center, Keiser University, West Palm Beach  
2023-24 Women's Basketball

Game Time: 11:00 AM  
Game Duration: 1:43

Officials: Troy Winders, Dawn Marsh, Natasha Harris

UIC - 58

Record: 7-4

NO.	Name	Min	FG	3P	FT	Rebounds	Fouls	TP	AS	TO	ST	Blocks	+/
			M-A	M-A	M-A	OR DR TOT	PF FD					BS BA	
1	Kristian Young	G 25:46	2-8	0-2	4-6	2 2 4	2 5	8	7	5	0	0	1 -4
4	Jaida McCloud	G 21:19	1-4	0-2	0-0	1 3 4	1 1	2	2	0	1	2	0 -7
10	Dais'Ja Trotter	G 21:34	3-5	1-2	0-0	0 2 2	2 0	7	0	1	0	0	1 -6
22	Keimari Rimmer	G 23:40	6-15	0-3	0-0	2 6 8	4 3	12	1	2	1	1	1 -8
25	Danyel Middleton	G 31:14	3-12	0-1	1-1	0 3 3	0 2	7	0	0	1	0	1 -8
23	Makiyah Williams	G 22:16	7-13	0-2	1-2	0 2 2	1 2	15	0	1	0	0	0 0
14	Krystyna Ellaw	03:35	0-2	0-0	0-0	2 1 3	1 1	0	0	0	0	0	2 -5
20	Sandra Frau-Garcia	18:24	0-0	0-0	0-0	0 4 4	2 0	0	5	2	0	0	0 0
5	Ky Dempsey-Toney	11:18	1-2	0-0	0-0	0 4 4	0 0	2	0	0	0	0	0 -1
3	Sara Zabrecky	20:54	2-3	1-1	0-0	0 1 1	2 0	5	0	0	1	0	0 -1
Team						3 1 4	0	0	1				
Totals			25-64	2-13	6-9	10 29 39	15 14	58	15	12	4	3	6 -8

Technical Fouls: NONE

Shooting By Period	
1 <sup>st</sup> FG%	6-17 35.3%
3PT%	0-5 0.0%
FT%	0-0 0%
2 <sup>nd</sup> FG%	6-13 46.2%
3PT%	1-3 33.3%
FT%	2-3 66.7%
3 <sup>rd</sup> FG%	5-20 25.0%
3PT%	0-3 0.0%
FT%	0-0 0%
4 <sup>th</sup> FG%	8-14 57.1%
3PT%	1-2 50.0%
FT%	4-6 66.7%
GM FG%	25-64 39.1%
3PT%	2-13 15.4%
FT%	6-9 66.7%

Dead Ball Rebounds: 5, 1

Arkansas - 66

Record: 11-3

NO.	Name	Min	FG	3P	FT	Rebounds	Fouls	TP	AS	TO	ST	Blocks	+/
			M-A	M-A	M-A	OR DR TOT	PF FD					BS BA	
30	Maryam Dauda	F 32:23	1-2	0-1	1-2	1 7 8	4 1	3	3	0	0	2	0 5
0	Taliah Scott	G 40:00	9-24	6-12	2-2	0 6 6	2 1	26	2	0	0	0	1 8
2	Samara Spencer	G 37:52	3-14	2-6	5-6	0 0 0	0 6	13	2	3	0	0	2 5
4	Saylor Poffenbarger	G 37:52	6-7	2-3	3-3	2 9 11	1 5	17	1	1	5	1	0 5
43	Makayla Daniels	G 26:53	1-5	0-2	0-0	1 1 2	4 2	0	4	1	0	0	0 7
23	Carly Keats	15:15	1-4	0-2	0-0	0 2 2	0 0	2	0	0	0	2	0 4
34	Jenna Lawrence	09:45	1-2	1-1	0-0	0 1 1	3 0	3	0	0	0	1	0 6
Team						2 0 2	0	0	2				
Totals			22-58	11-27	11-13	6 26 32	14 15	66	8	10	6	6	3 8

Technical Fouls: NONE

Shooting By Period	
1 <sup>st</sup> FG%	7-15 46.7%
3PT%	3-7 42.9%
FT%	1-2 50%
2 <sup>nd</sup> FG%	5-18 27.8%
3PT%	3-9 33.3%
FT%	1-2 50%
3 <sup>rd</sup> FG%	5-15 33.3%
3PT%	3-7 42.9%
FT%	2-2 100%
4 <sup>th</sup> FG%	5-10 50.0%
3PT%	2-4 50.0%
FT%	7-7 100%
GM FG%	22-58 37.9%
3PT%	11-27 40.7%
FT%	11-13 84.6%

Dead Ball Rebounds: 2, 1

Biggest lead		UIC	ARK
3 (1 <sup>st</sup> 7:24)		14 (4 <sup>th</sup> 4:44)	
Best Scoring Run		6 (4 <sup>th</sup> 6:35)	11 (2 <sup>nd</sup> 8:27)
Lead Changes		3	
Times Tied		5	
Time with Lead		03:42	35:38
Points from Turnovers		UIC	ARK
Paint		36	12
Second Chance		8	5
Fast Breaks		13	5
Bench		22	5
Period by Period Scoring		UIC	ARK
1st		12	15
2nd		10	21
3rd		10	5
4th		10	66
TOT		18	14



Official Basketball Box Score - Final  
**UIW at Arkansas**  
12/31/23 Bud Walton Arena, Fayetteville  
2023-24 Women's Basketball

Game Time: 1:00 PM  
Game Duration: 1:41  
Attendance: 3,420

Officials: Bill Larence, Ivy Seales, Charles Watson

UIW - 48

Record: 7-4

NO.	Name	Min	FG	3P	FT	Rebounds	Fouls	TP	AS	TO	ST	Blocks	+/
			M-A	M-A	M-A	OR DR TOT	PF FD					BS BA	
13	Chloe Storer	F 25:24	2-9	0-0	0-1	2 0 2	3 2	4	1	1	0	0	3 -19
35	Raimi McCrary	F 27:53	0-6	0-1	2-2	1 1 2	1 1	2	1	0	1	0	1 -1
3	Nina De Leon Negron	G 35:34	3-11	1-5	0-0	1 5 6	2 0	7	6	2	0	0	0 -19
10	Destiny Terrell	G 23:41	1-5	0-0	3-6	0 11 11	3 3	5	0	3	0	0	1 -4
32	Jorja Elliott	G 24:32	4-7	2-4	0-0	1 4 5	0 0	10	1	3	3	0	1 -12
5	Myra Bell	17:59	0-6	0-2	2-2	2 0 2	3 1	2	0	0	0	0	0 -13
11	Aliyah Collins	16:27	4-6	1-3	1-1	0 3 3	1 3	10	1	1	1	0	0 -17
14	Brenna Perez	17:57	2-6	1-4	1-2	0 1 1	1 2	6	0	1	0	0	0 -11
2	Kaylee Howell	01:31	0-1	0-0	0-0	0 0 0	0 0	0	1	0	0	0	0 1
0	Hanna Wheeler	03:28	0-2	0-2	0-0	0 0 0	0 0	0	1	0	0	0	0 0
4	Sophia Griego	03:28	0-1	0-1	0-0	0 0 0	0 0	0	0	1	1	0	0 0
21	Mallory McQuietor	02:06	0-0	0-0	2-2	1 0 1	0 1	2	0	0	0	0	0 0
Team						1 1 2	0	0	0				
Totals			16-60	5-22	11-16	9 26 35	15 13	48	12	12	7	1	5 -19

Technical Fouls: NONE

Shooting By Period	
1 <sup>st</sup> FG%	3-13 23.1%
3PT%	2-7 28





Official Basketball Box Score - Final  
**Georgia at Arkansas**  
01/07/24 Bud Walton Arena, Fayetteville  
2023-24 Women's Basketball

Game Time: 1:00 PM  
Game Duration: 1:45  
Attendance: 3,993

Officials: Gina Cross, Kevin Pethel, Angelica Suffren

Georgia - 43

Record: 10-5 (1-1)

NO.	Name	Min	FG	3P	FT	Rebounds	Fouls	TP	AS	TO	ST	Blocks	+/-
			M-A	M-A	M-A	OR DR TOT	PF FD					BS BA	
0	Zoesha Smith	F 12:55	1-4	0-0	0-0	1 1 2	1 0	2	0	0	0	0	-25
33	Destiny Thomas	F 19:20	0-2	0-0	1-2	6 8	2 1	1	0	1	0	1	-19
5	Jayvin Nicholson	F 34:06	8-18	0-0	1-1	3 7 10	2 3	17	1	5	3	1	-31
11	Asia Avinger	G 16:29	2-10	1-5	2-4	0 3 3	3 2	7	1	0	1	0	-11
12	Stefanie Ingram	G 20:12	1-5	0-2	0-0	0 0 0	2 1	2	2	3	0	0	-25
12	Tanyiah Thompson	22:35	2-8	0-0	0-0	1 2 3	0 1	4	2	0	0	0	-20
20	Jordan Cole	10:47	0-1	0-0	0-0	0 1 1	2 1	0	0	2	0	0	-19
1	Chloe Chapman	26:38	2-7	2-3	0-0	0 5 5	1 1	6	4	6	1	0	-29
10	DeMaun Flourmy	12:37	0-5	0-3	2-2	0 0 0	2 1	2	0	1	0	0	-7
2	Savannah Henderson	07:05	0-1	0-1	0-0	0 0 0	1 0	0	0	0	0	0	-4
30	Amiya Evans	12:53	0-2	0-0	0-0	2 1 3	0 1	0	1	1	0	1	-10
21	Fatima Diakhate	02:23	1-1	0-0	0-0	0 0 0	1 0	2	0	0	0	0	0
Team						3 2 5				0 1			
<b>Totals</b>			17-64	3-14	6-9	12 28 40	17 12	43	11	20	5	3 4	-40

Technical Fouls: NONE

Dead Ball Rebounds: 2, 2

Shooting By Period			
1 <sup>st</sup> FG%	3-15	20.0%	
3PT%	1-3	33.3%	
FT%	2-2	100%	
2 <sup>nd</sup> FG%	4-16	25.0%	
3PT%	1-3	33.3%	
FT%	0-0	0%	
3 <sup>rd</sup> FG%	5-17	29.4%	
3PT%	1-5	20.0%	
FT%	0-2	0%	
4 <sup>th</sup> FG%	5-16	31.3%	
3PT%	0-3	0.0%	
FT%	4-5	80%	
GM FG%	17-64	26.6%	
3PT%	3-14	21.4%	
FT%	6-9	66.7%	



Official Basketball Box Score - Final  
**Mississippi St. at Arkansas**  
01/11/24 Bud Walton Arena, Fayetteville  
2023-24 Women's Basketball

Game Time: 8:00 PM  
Game Duration: 1:50  
Attendance: 2,627

Officials: Dee Kantner, Fatou Cassoko-Stephens, Brenda Partoja

Mississippi St. - 66

Record: 14-4 (1-2)

NO.	Name	Min	FG	3P	FT	Rebounds	Fouls	TP	AS	TO	ST	Blocks	+/-
			M-A	M-A	M-A	OR DR TOT	PF FD					BS BA	
5	Erynn Barnum	F 20:45	2-10	0-4	0-0	1 1 2	0 0	4	1	2	0	1	13
4	Jessika Carter	C 32:10	9-16	0-0	4-4	6 13 19	4 3	22	3	3	0	2	1
2	Jerkaila Jordan	G 34:16	8-18	1-2	0-0	1 4 5	1 2	17	0	1	3	2	-2
3	Lauren Park-Lane	G 38:04	5-15	0-0	1-2	0 5 5	3 1	11	7	1	0	0	5
21	Debraasha Powe	G 32:17	2-7	1-5	1-2	1 6 7	1 2	6	0	1	1	0	0
0	Darnione Rogers	20:21	0-3	0-3	2-2	0 1 1	2 2	2	2	2	1	0	-3
14	Miracle Sheppard	14:54	1-2	0-0	0-0	2 1 3	4 0	2	1	0	0	0	1
24	Quantriah Montague	05:14	1-2	0-0	0-0	1 1 2	1 0	2	0	1	0	1	-2
22	Jasmine Brown-Hagger	02:00	0-0	0-0	0-0	0 0 0	0 0	0	0	0	0	0	-2
Team						3 3 6				0 1			
<b>Totals</b>			28-73	2-14	8-10	15 35 50	16 10	66	14	11	4	6 7	3

Technical Fouls: NONE

Shooting By Period			
1 <sup>st</sup> FG%	8-23	34.8%	
3PT%	0-5	0.0%	
FT%	0-0	0%	
2 <sup>nd</sup> FG%	8-18	44.4%	
3PT%	1-3	33.3%	
FT%	1-1	100%	
3 <sup>rd</sup> FG%	6-18	33.3%	
3PT%	1-5	20.0%	
FT%	2-2	100%	
4 <sup>th</sup> FG%	6-14	42.9%	
3PT%	0-1	0.0%	
FT%	5-7	71.4%	
GM FG%	28-73	38.4%	
3PT%	2-14	14.3%	
FT%	8-10	80.0%	

Dead Ball Rebounds: 2, 2

Arkansas - 83

Record: 13-4 (1-1)

NO.	Name	Min	FG	3P	FT	Rebounds	Fouls	TP	AS	TO	ST	Blocks	+/-
			M-A	M-A	M-A	OR DR TOT	PF FD					BS BA	
30	Maryam Dauda	F 33:49	2-10	0-0	4-4	6 5 11	2 2	8	1	2	4	2	36
2	Samara Spencer	G 37:37	4-15	2-6	5-5	1 5 6	1 6	15	4	3	1	0	1
4	Saylor Poffenbarger	G 35:01	5-12	4-6	1-2	4 13 17	3 1	15	4	2	1	0	2
23	Carly Keats	G 40:00	7-16	2-10	0-0	0 1 1	2 0	16	2	1	1	0	40
43	Makayla Daniels	G 34:45	7-15	5-10	5-7	1 6 7	3 4	24	3	1	5	1	0
55	Emmie Ellis	05:09	0-0	0-0	0-0	0 0 0	0 1	0	0	0	0	0	2
34	Jenna Lawrence	03:38	0-1	0-1	0-0	0 0 0	0 0	0	0	0	0	0	2
20	Karley Johnson	05:15	1-1	1-1	2-4	0 1 1	0 3	5	0	1	0	0	-2
8	Bea Franklin	02:23	0-0	0-0	0-0	0 0 0	0 0	0	0	0	0	0	0
10	Cristina Sánchez Cerqueira	02:23	0-0	0-0	0-0	0 1 1	1 0	0	0	0	0	1	0
Team						4 3 7				0 0			
<b>Totals</b>			26-70	14-34	17-22	16 35 51	12 17	83	14	11	12	4 3	40

Technical Fouls: NONE

Dead Ball Rebounds: 3, 1

Shooting By Period			
1 <sup>st</sup> FG%	7-20	35.0%	
3PT%	3-9	33.3%	
FT%	7-7	100%	
2 <sup>nd</sup> FG%	7-18	38.9%	
3PT%	3-9	33.3%	
FT%	8-9	88.9%	
3 <sup>rd</sup> FG%	6-17	35.3%	
3PT%	5-9	55.6%	
FT%	0-2	0%	
4 <sup>th</sup> FG%	6-15	40.0%	
3PT%	3-7	42.9%	
FT%	2-4	50%	
GM FG%	26-70	37.1%	
3PT%	14-34	41.2%	
FT%	17-22	77.3%	

	UGA	ARK
Biggest lead	0 (1 <sup>st</sup> 10:00)	44 (4 <sup>th</sup> 6:06)
Best Scoring Run	5 (4 <sup>th</sup> 3:14)	12 (3 <sup>rd</sup> 4:08)
Lead Changes	0	
Times Tied	0	
Time with Lead	00:00	39:03

Points from	UGA	ARK
Turnovers	8	21
Paint	12	24
Second Chance	12	17
Fast Breaks	9	19
Bench	14	5

Period by Period Scoring	1st	2nd	3rd	4th	TOT
UGA	9	9	11	14	43
ARK	24	25	17	17	83

	MSU	ARK
Biggest lead	15 (2 <sup>nd</sup> 2:41)	2 (4 <sup>th</sup> 3:40)
Best Scoring Run	13 (2 <sup>nd</sup> 5:05)	11 (3 <sup>rd</sup> 2:49)
Lead Changes	2	
Times Tied	5	
Time with Lead	36:17	00:41

Points from	MSU	ARK
Turnovers	8	0
Paint	42	22
Second Chance	10	12
Fast Breaks	8	8
Bench	6	6

Period by Period Scoring	1st	2nd	3rd	4th	TOT
MSU	16	18	15	17	66
ARK	13	9	26	15	63

Dead Ball Rebounds: 1, 3



Official Basketball Box Score - Final  
**Arkansas at Alabama**  
01/14/24 Coleman Coliseum, Tuscaloosa  
2023-24 Women's Basketball

Game Time: 2:00 PM  
Game Duration: 1:52  
Attendance: 2,467

Officials: Michael McConnell, Natasha Camy, Teresa Luck

Arkansas - 77

Record: 14-5 (2-2)

NO.	Name	Min	FG	3P	FT	Rebounds	Fouls	TP	AS	TO	ST	Blocks	+/-
			M-A	M-A	M-A	OR DR TOT	PF FD					BS BA	
30	Maryam Dauda	F 40:00	3-7	0-0	2-4	7 5 12	0 3	8	5	3	2	10	1
2	Samara Spencer	G 39:24	11-29	2-7	7-8	2 12 14	3 7	31	3	7	2	0	18
4	Saylor Poffenbarger	G 34:31	4-12	1-5	0-0	5 9 14	3 2	9	0	2	1	0	13
23	Carly Keats	G 34:30	3-9	0-5	1-1	0 1 1	1 1	7	0	1	0	0	22
43	Makayla Daniels	G 25:44	6-10	3-5	1-1	2 1 3	4 2	16	0	0	0	0	-2
20	Karley Johnson	20:31	1-4	0-2	1-2	2 0 2	3 3	3	0	0	0	0	16
34	Jenna Lawrence	05:20	1-1	0-0	1-2	1 3 4	0 1	3	0	0	0	0	5
Team						2 0 2				0 0			
<b>Totals</b>			29-72	6-24	13-18	21 31 52	14 19	77	8	13	5	11 3	18

Technical Fouls: NONE

Shooting By Period			
1 <sup>st</sup> FG%	8-26	30.8%	
3PT%	2-11	18.2%	
FT%	2-3	66.7%	
2 <sup>nd</sup> FG%	4-18	22.2%	
3PT%	0-5	0.0%	
FT%	2-4	50%	
3 <sup>rd</sup> FG%	10-18	55.6%	
3PT%	2-6	33.3%	
FT%	2-4	50%	
4 <sup>th</sup> FG%	7-10	70.0%	
3PT%	2-2	100.0%	
FT%	7-7	100%	
GM FG%	29-72	40.3%	
3PT%	6-24	25.0%	
FT%	13-18	72.2%	

Dead Ball Rebounds: 4, 0

Alabama - 59

Record: 15-4 (2-2)

NO.	Name	Min	FG	3P	FT	Rebounds		Fouls		TP	AS	TO	ST	BS	Blocks	+/-	
			M-A	M-A	M-A	OR	DR	PF	FD								
21	Essence Cody	F 22:33	2-9	1-3	0-0	3	3	6	5	0	5	0	1	0	1	3	
0	Loyal McQueen	G 26:37	3-6	0-0	1-1	0	1	1	2	2	7	4	3	0	0	-11	
3	Sarah Ashlee Barker	G 36:29	8-15	1-3	1-3	2	1	3	2	8	18	1	1	1	0	-17	
23	Jessica Timmons	G 28:57	5-16	2-5	1-2	1	3	4	2	1	13	1	3	2	0	-15	
32	Aaliyah Nye	G 37:31	2-6	1-4	0-1	0	7	7	4	2	5	1	2	1	0	-18	
22	Karly Weathers	19:27	1-3	1-2	0-0	0	3	3	1	0	3	3	0	0	0	2	
13	JeAnna Cunningham	09:16	1-3	0-0	0-0	0	3	3	2	0	2	0	3	0	1	0	
51	De'Janae Williams	11:49	2-3	2-3	0-0	2	0	2	1	1	6	1	2	1	0	-14	
31	Naomi Jones	03:52	0-2	0-0	0-0	0	0	0	0	0	0	0	1	0	1	-3	
42	Meg Newman	03:29	0-2	0-0	0-0	1	0	1	0	0	0	0	0	0	0	-2	
Team			3 2 5						0		0						
Totals			24:65	8-20	3-7	12-23	13	25	39	14	59	11	5	6	3	11	-18

# #SIDEBYSIDE



Official Basketball Box Score - Final  
**Kentucky at Arkansas**  
01/25/24 Bud Walton Arena, Fayetteville  
2023-24 Women's Basketball

Game Time: 7:00 PM  
Game Duration: 1:50  
Attendance: 3,719

Officials: Puarani Spurlock-Welsh, Dee Kantner, Ashlee Goode

Kentucky - 61 Record: 9-11 (2-4)

NO.	Name	Min	FG M-A	3P M-A	FT M-A	Rebounds OR DR TOT	Fouls PF FD	TP	AS	TO	ST	Blocks BS BA	+/-
13	Ajae Petty	F 28:42	3-8	0-0	0-2	3 13 16	2 2	6	2	3	1	0	-14
0	Brooklyn Miles	G 21:49	3-7	0-1	2-4	0 0 0	4 2	8	1	1	0	0	-19
2	Saniah Tyler	G 25:51	1-10	0-4	1-3	1 1 2	2 2	3	0	0	1	0	-13
22	Maddie Scherr	G 26:43	1-10	0-2	0-0	2 5 7	5 1	2	1	5	0	0	-26
4	Emma King	G 26:14	2-4	1-2	2-4	1 2 3	1 3	7	0	1	1	0	-6
4	Elniya Russell	25:24	8-13	1-2	3-6	4 3 7	3 4	20	2	4	0	1	-20
5	Cassidy Rowe	12:22	1-3	0-1	0-0	0 0 0	1 1	2	1	2	0	0	0
20	Amiya Jenkins	24:32	4-9	1-2	2-2	3 2 5	1 2	11	0	3	0	0	-22
44	Janae Walker	08:23	1-1	0-0	0-2	1 1 2	1 1	2	0	2	0	0	-15
Team						5 1 6		0	0				
Totals			24-65	3-14	10-23	20 28 48	19 18	61	7	21	3	1	6 -27

Technical Fouls:NONE

Shooting By Period			
1 <sup>st</sup> FG%	4-13	30.8%	
3PT%	1-3	33.3%	
FT%	1-1	100%	
2 <sup>nd</sup> FG%	6-16	37.5%	
3PT%	1-5	20.0%	
FT%	0-2	0%	
3 <sup>rd</sup> FG%	8-20	40.0%	
3PT%	0-3	0.0%	
FT%	7-12	58.3%	
4 <sup>th</sup> FG%	6-16	37.5%	
3PT%	1-3	33.3%	
FT%	2-8	25%	
GM FG%	24-65	36.9%	
3PT%	3-14	21.4%	
FT%	10-23	43.5%	

Dead Ball Rebounds: 5, 0

Arkansas - 88 Record: 15-6 (3-3)

NO.	Name		Min	FG M-A	3P M-A	FT M-A	Rebounds OR DR TOT	Fouls PF FD	TP	AS	TO	ST	Blocks BS BA	+/-
30	Maryam Dauda	F	23:42	7-12	1-4	1-2	6 1 7	4 2	16	2	1	0	2	16
2	Samara Spencer	G	29:29	4-15	1-5	4-4	1 6 7	5 5	13	4	3	1	0	15
20	Karley Johnson	G	35:49	4-5	2-3	4-6	2 4 6	3 5	14	1	1	0	0	29
23	Carly Keats	G	39:22	1-15	2-5	0-0	1 1 2	0 0	14	3	1	2	0	27
43	Makayla Daniels	G	38:56	7-15	3-6	5-6	0 6 6	2 6	22	7	1	4	1	29
55	Emmie Ellis		16:18	2-3	1-2	0-0	0 1 1	2 0	5	0	1	0	2	0
34	Jenna Lawrence		14:39	1-3	0-2	0-0	1 4 5	2 1	2	1	1	0	1	9
10	Cristina Sánchez Cerqueira		01:46	1-1	0-0	0-0	0 1 1	0 0	2	0	0	0	0	-1
Team							2 5 7		0	2				
Totals				32-69	10-27	14-18	13 29 42	18 19	88	18	11	7	6	1 27

Technical Fouls:NONE

Shooting By Period			
1 <sup>st</sup> FG%	9-19	47.4%	
3PT%	3-7	42.9%	
FT%	8-8	100%	
2 <sup>nd</sup> FG%	6-17	35.3%	
3PT%	2-6	33.3%	
FT%	1-2	50%	
3 <sup>rd</sup> FG%	8-15	53.3%	
3PT%	3-6	60.0%	
FT%	3-4	75%	
4 <sup>th</sup> FG%	9-18	50.0%	
3PT%	2-9	22.2%	
FT%	2-4	50%	
GM FG%	32-69	46.4%	
3PT%	10-27	37.0%	
FT%	14-18	77.8%	

Dead Ball Rebounds: 0, 0

		UK	ARK
Biggest lead	0 (1 <sup>st</sup> 10:00)	29 (4 <sup>th</sup> 6:14)	
Best Scoring Run	10 (2 <sup>nd</sup> 8:12)	18 (1 <sup>st</sup> 3:17)	
Lead Changes	0		
Times Tied	0		
Time with Lead	00:00	39:38	

Points from	UK	ARK
Turnovers	12	24
Paint	34	40
Second Chance	19	18
Fast Breaks	8	3
Bench	35	9

Period by Period Scoring					
	1st	2nd	3rd	4th	TOT
UK	10	13	23	15	61
ARK	29	15	22	22	88



Official Basketball Box Score - Final  
**Arkansas at Missouri**  
01/26/24 Mizzou Arena, Columbia  
2023-24 Women's Basketball

Game Time: 2:00 PM  
Game Duration: 2:00  
Attendance: 4,968

Officials: Tiffany Byrd, Bill Larance, Jeffrey Smith

Arkansas - 67 Record: 16-6 (4-3)

NO.	Name	Min	FG M-A	3P M-A	FT M-A	Rebounds OR DR TOT	Fouls PF FD	TP	AS	TO	ST	Blocks BS BA	+/-	
30	Maryam Dauda	F 29:05	3-7	1-1	0-0	1 3 4	4 1	7	2	4	1	4	0	1
2	Samara Spencer	G 38:51	4-8	0-2	5-8	0 6 6	2 9	13	6	6	1	0	0	9
4	Saylor Poffenbarger	G 37:42	8-13	8-11	0-0	0 9 9	3 1	24	2	4	1	0	0	12
23	Carly Keats	G 05:35	0-1	0-1	0-0	0 1 1	1 0	0	0	0	0	0	0	2
43	Makayla Daniels	G 40:00	4-12	1-6	4-4	2 1 3	2 5	13	1	1	2	1	1	9
20	Karley Johnson	34:25	2-7	1-4	2-2	2 1 3	1 1	7	0	1	0	0	0	7
34	Jenna Lawrence	08:39	1-1	1-1	0-0	1 2 3	2 1	3	0	0	2	1	0	4
55	Emmie Ellis	05:43	0-0	0-0	0-0	0 1 1	0 0	0	0	0	0	0	0	1
Team						1 2 3		0	0					
Totals			22-49	12-26	11-14	7 26 33	15 18	67	11	16	7	6	1	9
Technical Fouls: NONE														

Technical Fouls:NONE

Shooting By Period			
1 <sup>st</sup> FG%	5-14	35.7%	
3PT%	3-7	42.9%	
FT%	0-0	0%	
2 <sup>nd</sup> FG%	6-12	50.0%	
3PT%	4-8	50.0%	
FT%	0-0	0%	
3 <sup>rd</sup> FG%	5-10	50.0%	
3PT%	2-3	66.7%	
FT%	8-10	80%	
4 <sup>th</sup> FG%	6-13	46.2%	
3PT%	3-8	37.5%	
FT%	3-4	75%	
GM FG%	22-49	44.9%	
3PT%	12-26	46.2%	
FT%	11-14	78.6%	

Dead Ball Rebounds: 1, 0

Missouri - 58 Record: 11-10 (2-6)

No.	Name		Min	FG M-A	3P M-A	FT M-A	Rebounds OR DR TOT	Fouls PF FO	TP	AS	TO	ST	Blocks BS BA	+/-	
34	Hannah Linthacum	F	12:32	1-3	1-2	0-2	1 1 2	2 2	3	0	2	0	1	0	-1
43	Hayley Frank	F	35:58	5-10	1-2	2-2	2 3 5	3 5	13	4	3	1	0	0	-1
0	Grace Slaughter	G	38:31	3-11	1-4	2-2	1 2 3	2 1	9	1	0	0	0	1	-8
4	Mama Dembele	G	30:27	0-6	0-1	0-0	0 3 3	2 0	0	4	1	2	0	3	-16
24	Ashton Judd	G	38:02	8-12	3-4	3-3	1 5 6	4 4	22	3	6	3	0	1	-5
14	Abby Feit		30:27	3-8	3-6	0-0	1 3 4	4 3	9	0	1	0	0	1	-5
23	Abbey Schreacke		13:29	1-5	0-2	0-0	2 2 1	1 0	2	1	0	0	0	0	2
5	Hilke Feldrappe		00:34	0-0	0-0	0-0	0 0 0	0 0	0	0	0	0	0	0	-2
20	Sarah Linthacum		00:00	0-0	0-0	0-0	0 0 0	0 0	0	0	0	0	0	0	0
Team							3 3 6		0	1					

Technical Fouls:NONE

Shooting By Period			
1 <sup>st</sup> FG%	7-15	46.7%	
3PT%	4-7	57.1%	
FT%	0-0	0%	
2 <sup>nd</sup> FG%	3-8	37.5%	
3PT%	2-3	66.7%	
FT%	2-2	100%	
3 <sup>rd</sup> FG%	7-17	41.2%	
3PT%	3-6	50.0%	
FT%	3-5	60%	
4 <sup>th</sup> FG%	4-15	26.7%	
3PT%	0-5	0.0%	
FT%	2-2	100%	
GM FG%	21-55	38.2%	
3PT%	9-21	42.9%	
FT%	7-9	77.8%	

Dead Ball Rebounds: 1, 0

		ARK	Mizzou
Biggest lead	11 (4 <sup>th</sup> 0:21)	5 (1 <sup>st</sup> 0:41)	
Best Scoring Run	7 (3 <sup>rd</sup> 6:15)	7 (1 <sup>st</sup> 0:41)	
Lead Changes	14		
Times Tied	7		
Time with Lead	24:31	11:42	

Points from	ARK	Mizzou
Turnovers	14	7
Paint	18	16
Second Chance	6	7
Fast Breaks	0	0
Bench	10	11

Period by Period Scoring					
	1st	2nd	3rd	4th	TOT
ARK	13	16	20	18	67
Mizzou	18	10	20	10	58



Official Basketball Box Score - Final  
**Alabama at Arkansas**  
02/01/24 Bud Walton Arena, Fayetteville  
2023-24 Women's Basketball

Game Time: 8:00 PM  
Game Duration: 1:48  
Attendance: 2,756

Officials: Angelica Sutfren, Eric J Brewton, Nykeshia Thompson

Alabama - 86 Record: 17-6 (4-4)

NO.	Name	F	Min	FG M-A	3P M-A	FT M-A	Rebounds OR DR TOT	Fouls PF FD	TP	AS	TO	ST	Blocks BS BA	+/-	
21	Essence Cody	F	31:17	6-10	0-1	0-0	4 3 7	4 0	12	0	2	0	1	0	20
0	Loyal McQueen	G	28:09	0-7	0-3	2-2	0 1 1	1 3	2	6	2	2	0	1	5
3	Sarah Ashlee Barker	G	35:49	8-12	3-5	6-9	2 9 11	2 7 25	4	3	3	0	0	0	22
23	Jessica Timmons	G	28:01	4-10	2-4	2-2	0 7 7	1 3	12	4	2	0	0	1	16
32	Aaliyah Nye	G	33:04	5-11	3-7	2-3	1 2 3	3 2	15	1	3	1	1	2	11
13	JeAnna Cunningham		05:25	0-0	0-0	0-0	0 1 1	2 0	0	0	1	0	0	0	-1
42	Meg Newman		01:22	0-0	0-0	0-0	0 0 0	0 0	0	0	0	0	0	0	-2
55	DeiJanae Williams		07:42	1-2	0-1	2-2	0 0 0	1 1 4	0	0	0	0	0	0	4
22	Karley Weathers		25:04	6-8	4-6	0-0	3 7 10	2 1 16	4	0	0	0	1	0	10
31	Naomi Jones		03:18	0-0	0-0	0-0	0 0 0	1 0	0	0	3	0	0	0	-3
5	Reychel Douglas		00:49	0-0	0-0	0-0	0 0 0	0 0	0	0	0	0	0	0	-2
Team							2 4 6		0	0					
Totals				30-60	12-27	14-18	12 34 46	17 17	86	19	16	6	3	4	16

Technical Fouls:NONE

Shooting By Period		
1 <sup>st</sup>	FG%	7-16 43.8%
	3PT%	3-7 42.9%
	FT%	3-4 75%
2 <sup>nd</sup>	FG%	8-13 61.5%
	3PT%	2-5 40.0%
	FT%	5-6 83.3%
3 <sup>rd</sup>	FG%	10-19 52.6%
	3PT%	5-8 62.5%
	FT%	3-3 100%
4 <sup>th</sup>	FG%	5-12 41.7%
	3PT%	2-7 28.6%
	FT%	3-5 60%
GM	FG%	30-60 50.0%
	3PT%	12-27 44.4%
	FT%	14-18 77.8%



Official Basketball Box Score - Final  
**Arkansas at Florida**  
02/08/24 Exactech Arena at Stephen C. O'Connell Center, Gainesville  
2023-24 Women's Basketball

Game Time: 6:00 PM  
Game Duration: 1:54  
Attendance: 1,407

Officials: Michael McConnell, Natasha Camy, Kevin Pethel

Arkansas - 81

Record: 17-8 (5-5)

NO. Name	Min	FG M-A	3P M-A	FT M-A	Rebounds OR DR TOT	Fouls PF FD	TP	AS	TO	ST	Blocks BS BA	+/-
30 Maryam Dauda	F 29:33	1-4	1-1	2-2	2 7 9	3 2	5	0	4	0	1 2	-13
0 Taliah Scott	G 39:01	6-19	2-10	6-6	0 2 2	4 4	20	2	3	0	0 0	-3
2 Samara Spencer	G 38:35	3-9	0-2	7-7	2 1 3	1 8	13	4	3	2	0 1	-8
4 Saylor Poffenbarger	G 34:33	6-12	3-7	0-0	2 10 12	1 0	15	1	3	1	0 0	-7
43 Makayla Daniels	G 37:21	8-12	5-6	5-5	1 2 3	3 4	26	3	1	2	0 0	0
20 Karley Johnson	17:55	0-0	0-0	0-0	1 1 2	2 0	0	3	0	0	0 0	9
55 Emrie Ellis	03:03	1-2	0-1	0-0	1 1 2	0 0	2	0	2	0	0 0	2
Team					0 1 1		0		1			
Totals		25-58	11-27	20-20	9 25 34	14 18	81	13	17	5	1 3	-4

Technical Fouls:NONE

Shooting By Period		
1 <sup>st</sup> FG%	4-16	25.0%
3PT%	3-9	33.3%
FT%	2-2	100%
2 <sup>nd</sup> FG%	11-17	64.7%
3PT%	5-9	55.6%
FT%	8-8	100%
3 <sup>rd</sup> FG%	6-11	54.5%
3PT%	2-4	50.0%
FT%	9-9	100%
4 <sup>th</sup> FG%	4-14	28.6%
3PT%	1-5	20.0%
FT%	1-1	100%
GM FG%	25-58	43.1%
3PT%	11-27	40.7%
FT%	20-20	100.0%

Dead Ball Rebounds: 0, 1

Florida - 85

Record: 12-9 (3-6)

NO. Name	Min	FG M-A	3P M-A	FT M-A	Rebounds OR DR TOT	Fouls PF FD	TP	AS	TO	ST	Blocks BS BA	+/-
25 Faith Dut	F 24:25	3-7	1-1	0-0	4 4 8	4 1	7	1	3	1	0 0	4
4 Zipporah Broughton	G 28:18	4-7	2-3	3-3	1 2 3	2 3	13	3	1	0	0 0	8
0 Alberte Rimdal	G 32:09	3-11	2-6	0-0	0 0 0	4 0	8	3	2	0	0 0	-1
13 Laila Reynolds	G 12:43	1-1	0-0	0-0	0 1 1	2 1	2	2	0	0	1 0	14
20 Jariah Warren	G 26:21	4-10	2-3	2-2	6 7 13	2 2	12	2	1	0	0 1	5
2 Aliyah Matharu	25:45	6-17	1-4	4-4	0 3 3	2 5	17	0	3	3	2 0	1
23 Leilani Correa	33:14	9-15	2-4	0-0	1 2 3	0 2	20	2	0	1	0 0	-1
21 Erin Kindred	08:51	1-2	0-0	1-2	2 3 5	2 1	3	0	1	0	0 0	5
9 Alexia Dizeko	02:05	0-1	0-0	0-0	0 0 0	0 0	0	0	0	0	0 0	-7
6 Kenza Salgues	06:09	1-1	1-1	0-0	0 0 0	1 0	3	0	0	0	0 0	-8
Team					0 2 2		0		0			
Totals		32-72	11-22	10-11	15 24 39	18 14	85	13	13	6	3 1	4

Technical Fouls:NONE

Shooting By Period		
1 <sup>st</sup> FG%	6-20	40.0%
3PT%	2-4	50.0%
FT%	4-4	100%
2 <sup>nd</sup> FG%	9-15	60.0%
3PT%	3-4	75.0%
FT%	3-4	75%
3 <sup>rd</sup> FG%	6-18	33.3%
3PT%	3-7	42.9%
FT%	0-0	0%
4 <sup>th</sup> FG%	9-19	47.4%
3PT%	3-7	42.9%
FT%	3-3	100%
GM FG%	32-72	44.4%
3PT%	11-22	50.0%
FT%	10-11	90.9%

Dead Ball Rebounds: 0, 0

	UA	Gators	Points from		UA	Gators	Period by Period Scoring					
Biggest lead	10 (3 <sup>rd</sup> 1:30)	9 (1 <sup>st</sup> 2:42)	Turnovers	19	20	Paint	1st	2nd	3rd	4th	TOT	
Best Scoring Run	9(3 <sup>rd</sup> 4:35)	11 (1 <sup>st</sup> 2:42)	Paint	26	40							
Lead Changes	10		Second Chance	13	16	Fast Breaks	UA	13	35	23	10	81
Times Tied	9		Fast Breaks	9	8							
Time with Lead	14:28	21:00	Bench	2	43							



Official Basketball Box Score - Final  
**Arkansas at Tennessee**  
02/12/24 Food City Center, Knoxville, Tennessee  
2023-2024 Women's Basketball

Game Time: 7:02 PM  
Game Duration: 1:42  
Attendance: 8,161

Officials: Maj Forsberg, Cameron Inouye, Maggie Tieman

Arkansas - 55

Record: 17-9 (5-6)

NO. Name	Min	FG M-A	3P M-A	FT M-A	Rebounds OR DR TOT	Fouls PF FD	TP	AS	TO	ST	Blocks BS BA	+/-
30 Maryam Dauda	F 26:17	4-13	2-9	0-1	1 4 5	4 1	10	2	1	0	0 0	-21
0 Taliah Scott	G 39:36	10-27	3-14	0-0	0 2 2	1 5	23	2	1	2	0 1	-24
2 Samara Spencer	G 37:26	3-8	0-2	3-4	0 3 3	2 3	9	4	3	2	0 1	-25
4 Saylor Poffenbarger	G 23:04	1-5	0-2	0-0	0 7 7	3 0	2	0	1	1	0 0	-14
43 Makayla Daniels	G 38:10	3-12	2-4	0-0	1 6 7	1 5	8	1	4	2	1 1	-23
20 Karley Johnson	10:43	0-0	0-0	0-0	0 0 0	3 1	0	0	0	1	0 0	-17
34 Jenna Lawrence	11:01	1-3	1-3	0-0	1 1 2	2 0	3	0	0	0	0 0	-1
55 Emrie Ellis	09:40	0-0	0-0	0-0	0 0 0	3 0	0	0	1	0	3 0	-2
10 Cristina Sánchez Cerqueira	04:03	0-1	0-1	0-0	0 0 0	0 0	0	0	0	0	1 0	-3
Team					1 2 3		0		0			
Totals		22-69	8-35	3-5	4 25 29	19 15	55	9	11	8	5 3	-26

Technical Fouls:NONE

Shooting By Period		
1 <sup>st</sup> FG%	5-18	27.8%
3PT%	3-9	33.3%
FT%	0-0	0%
2 <sup>nd</sup> FG%	4-20	20.0%
3PT%	3-12	25.0%
FT%	0-0	0%
3 <sup>rd</sup> FG%	6-17	35.3%
3PT%	1-8	12.5%
FT%	0-1	0%
4 <sup>th</sup> FG%	7-14	50.0%
3PT%	1-6	16.7%
FT%	3-4	75%
GM FG%	22-69	31.9%
3PT%	8-35	22.9%
FT%	3-5	60.0%

Dead Ball Rebounds: 2, 0

Tennessee - 81

Record: 15-6 (8-3)

NO. Name	Min	FG M-A	3P M-A	FT M-A	Rebounds OR DR TOT	Fouls PF FD	TP	AS	TO	ST	Blocks BS BA	+/-
1 Sara Puckett	F 21:13	1-4	0-3	0-0	0 2 2	2 0	2	1	2	2	0 0	13
2 Rickea Jackson	F 30:55	7-17	1-2	6-8	0 9 9	1 9	21	2	0	0	0 1	18
20 Tamari Key	C 17:10	3-7	0-0	0-0	2 2 4	1 0	6	0	0	0	2 0	11
0 Jewel Spear	G 31:14	3-7	3-4	4-4	3 5 8	1 3	13	7	3	1	1 2	33
15 Jasmine Powell	G 27:36	4-12	1-2	0-0	3 4 7	2 1	9	4	2	1	0 1	23
5 Kaiya Wynn	11:52	1-2	0-0	0-0	0 3 3	5 0	2	2	2	1	0 0	1
21 Tess Darby	21:56	2-6	1-2	0-0	1 5 6	0 0	5	0	1	0	0 0	8
11 Karoline Stripin	09:05	2-4	1-1	0-0	1 1 2	1 0	5	0	1	0	0 0	8
53 Jillian Hollingshead	22:50	4-6	0-0	6-7	3 7 10	1 5	14	3	3	0	0 0	15
13 Avery Strickland	06:09	1-2	1-1	1-2	0 0 0	1 1	4	0	0	0	0 1	0
Team					3 3 6		0		0			
Totals		28-67	8-15	17-21	16 41 57	15 19	81	19	16	5	3 5	26

Technical Fouls:NONE

Shooting By Period		
1 <sup>st</sup> FG%	10-20	50.0%
3PT%	4-6	66.7%
FT%	3-5	60%
2 <sup>nd</sup> FG%	5-15	33.3%
3PT%	0-2	0.0%
FT%	3-3	100%
3 <sup>rd</sup> FG%	8-18	44.4%
3PT%	3-4	75.0%
FT%	4-4	100%
4 <sup>th</sup> FG%	5-14	35.7%
3PT%	1-3	33.3%
FT%	7-9	77.8%
GM FG%	28-67	41.8%
3PT%	8-15	53.3%
FT%	17-21	81.0%

Dead Ball Rebounds: 2, 2

	HOGS	TENN
Biggest lead	0 (1 <sup>st</sup> 10:00)	27 (4 <sup>th</sup> 1:10)
Best Scoring Run	6 (2 <sup>nd</sup> 7:55)	12 (1 <sup>st</sup> 7:10)
Lead Changes	0	
Times Tied	0	
Time with Lead	00:00	39:33

Points from	HOGS	TENN
Turnovers	8	14
Paint	16	34
Second Chance	3	15
Fast Breaks	16	23
Bench	3	30

Period by Period Scoring				
	1st	2nd	3rd	4th TOT
HOGS	13	11	13	18 55
TENN	27	13	23	18 81



Official Basketball Box Score - Final  
**Missouri at Arkansas**  
02/18/24 Bud Walton Arena, Fayetteville  
2023-24 Women's Basketball

Game Time: 3:00 PM  
Game Duration: 1:44  
Attendance: 5,927

Officials: Michael McConnell, Iy Seales, Brian Garland

Missouri - 68

Record: 11-14 (2-10)

NO. Name	Min	FG M-A	3P M-A	FT M-A	Rebounds OR DR TOT	Fouls PF FD	TP	AS	TO	ST	Blocks BS BA	+/-
43 Hayley Frank	F 33:09	7-17	4-11	4-4	1 5 6	4 4	22	2	3	0	0 1	-4
0 Grace Slaughter	G 36:15	5-10	0-3	0-0	1 2 3	0 0	10	2	3	0	1 1	0
4 Mama Dembele	G 34:43	4-10	2-5	3-4	0 7 7	4 3	13	5	2	2	0 1	5
23 Abbey Schrecke	G 31:27	3-8	2-7	1-1	0 2 2	2 1	9	6	1	0	0 0	-2
24 Ashton Judd	G 35:43	5-10	2-5	0-1	0 6 6	4 2	12	0	3	1	1 0	-6
14 Abby Feit	07:44	0-1	0-1	0-0	0 0 0	4 0	0	0	0	0	0 0	-3
5 Hilke Feldrappe	12:38	1-3	0-2	0-0	0 1 1	0 1	2	0	0	0	0 0	-11
34 Hannah Linthacum	07:56	0-0	0-0	0-0	0 1 1	1 0	0	0	2	0	0 0	-13
20 Sarah Linthacum	00:25	0-0	0-0	0-0	0 0 0	0 0	0	0	0	0	0 0	-1
Team					2 3 5		0		0			
Totals		25-59	10-34	8-10	4 27 31	19 11	68	15	14	3	2 3	-7

Technical Fouls:NONE

Shooting By Period		
1 <sup>st</sup> FG%	10-17	58.8%
3PT%	5-10	50.0%
FT%	0-0	0%
2 <sup>nd</sup> FG%	4-13	30.8%
3PT%	1-8	12.5%
FT%	2-2	100%
3 <sup>rd</sup> FG%	2-11	18.2%
3PT%	0-5	0.0%
FT%	4-5	80%
4 <sup>th</sup> FG%	9-18	50.0%
3PT%	4-11	36.4%
FT%	2-3	66.7%
GM FG%	25-59	42.4%
3PT%	10-34	29.4%
FT%	8-10	80.0%

Dead Ball Rebounds: 1, 0



## TV/RADIO CHART



## Taliah Scott

0

Fr. | G | FR | 5-9  
Orange Park, Fla.  
St. Johns Country Day  
Major: History

GP-GS	PPG	RPG	APG	MPG
20-19	22.1	3.3	1.5	36.4
Season Highs:	34 (11/17)	6 (12/21)	4 (12/31)	40 (2/4)

Career Highs: Same

- Averaged 25.3 PPG in her past three game appearances, missed Missouri (2/18) game due to serious family issue
- Tied SEC Freshman of the Week record at Arkansas with five
- Logged 29 points vs. ULM, most by a freshman in Arkansas debut
- Leads SEC in points/gm & minutes/gm & No. 11 in NCAA in PPG, but doesn't show up on stats due to playing less than 75 percent of games
- No. 11 ranked 2023 player in the country and five-star prospect
- Named McDonald's All-American and Florida Gatorade POY



## Samara Spencer

2

Jr. | G | 2L | 5-7  
Fort Lauderdale, Fla.  
St. Thomas Aquinas  
Major: Rec & Sport Management

GP-GS	PPG	RPG	APG	MPG
27-27	13.7	4.8	3.7	34.2
Season Highs:	31 (1/14)	14 (1/14)	7 (1/21)	39 (1/14)

Career Highs:

- Logged 14 points, five rebounds & six assists vs. Missouri at home
- Second in FTM (105) & minutes/gm & third FTA (140) in the SEC
- In SEC games, second in minutes/gm (37.3), fourth in assists/gm (4.4), 12th in scoring (16.0) & 20th in rebounds/gm (5.8)
- Became 33rd member of 1K club at Arkansas w/ 15 points at FSU
- No. 11 in career assists (35.0), fourth in SEC among active players
- Leading returning scorer w/ 14.4 PPG and a team-leading 154 assists
- 2022 SEC Freshman of the Year, first for Arkansas since 2009



## Saylor Poffenbarger

4

R-So. | G | 1L/TR | 6-2  
Middletown, Md.  
Middletown/UConn  
Major: Communications

GP-GS	PPG	RPG	APG	MPG
26-26	10.9	11.9	1.6	32.0
Season Highs:	24 (1/28)	23 (11/30)	4 (1/7)	40 (1/11)

Career Highs:

- Logged ninth double-double (13 points/11 rebounds) vs. Missouri at home
- Matched career-high 24 points off eight 3-pointers, second most in a game in school history at Missouri
- Has logged four 19+ rebound games & has eight double-doubles
- Broke single-game record in rebounds w/ 23 at #15 FSU
- Leads SEC in def. rebounds/gm (9.8) & second in rebounds/gm, second & fifth in NCAA, & 309 boards is fourth most in school history
- No. 2 in career defensive rebounds in school history (480)
- Tabbed to All-SEC Freshman Team and five-time SEC FOW



## Bea Franklin

8

Gr. | G | GR | 5-10  
Seattle, Wash.  
Seattle Prep  
Major: Nursing

GP-GS	PPG	RPG	APG	MPG
3-0	0.0	0.3	0.0	2.9
Season Highs:	N/A	1 (2/7)	N/A	5 (12/7)

Career Highs: Same

- Drafted third round, No. 41 overall, to Chicago Red Stars in NWSL, has been at training camp for past month
- Made SEC debut on basketball court w/ 2.5 minutes vs. Georgia
- Three-sport athlete in HS (soccer, pball and tennis)
- Led Seattle Prep to 20-9 record, 12-4 in 3A Metro in 2016-17
- On soccer pitch, named 2023 SEC Midfielder of the Year and SEC Scholar Athlete of the Year
- Named All-American in grad season, leading Hogs in goals (9), assists (9) and points, and two-time All-SEC recipient



## Cristina Sanchez Cerqueira

10

Fr. | F | FR | 6-1  
Granada, Spain  
Segle XXI  
Major: Kinesiology

GP-GS	PPG	RPG	APG	MPG
16-0	0.6	1.1	0.1	4.8
Season Highs:	2 (1/25)	3 (12/31)	1 (11/20)	11 (12/7)

Career Highs: Same

- Coming off one block and played four minutes at Tennessee
- Has scored in five games and pulled down 2+ rebounds in five
- A member of the Spanish National Team
- Played at FIBA U18 3x3 World Cup in Hungary and European Youth Olympic Festival 3x3 in Slovenia
- With Segle XXI, played in 26 games during the 2022-23 season to average 6.4 points, 5.4 rebounds and 1.3 steals per game



## Karley Johnson

20

So. | G | 1L | 5-9  
Oklahoma City, Okla.  
Mustang  
Major: Family Science

GP-GS	PPG	RPG	APG	MPG
15-3	3.0	1.7	0.3	15.6
Season Highs:	6 (1/25)	6 (1/25)	3 (2/8)	36 (1/25)

Career Highs:

- Coming off third start of season with five points, four rebounds & one steal vs. Missouri at home
- Tallied seven points & three rebounds in 34.5 minutes off the bench at Missouri
- Earned first start w/ 14 points & six rebounds in 36 minutes vs. Kentucky
- Has played in 11 of the team's 12 SEC games this season
- Appeared in 10 games as a true freshman
- Tabbed a 2022 McDonald's All-American nominee



## Loren Lindsey

21

So. | G | 1L | 5-11  
Fayetteville, Ark.  
Fayetteville  
Major: Finance

GP-GS	PPG	RPG	APG	MPG
1-0	0.0	0.0	1.0	3.6
Season Highs:	N/A	N/A	1 (1/14)	3 (11/14)

Career Highs: Same

- Made appearance vs. Little Rock, finishing with first career assist
- Appeared in nine games as a true freshman
- Made collegiate debut against Central Arkansas
- Tabbed to the All-Conference 6A West All-Defensive Team
- Named Northwest Arkansas Democrat Gazette Player of the Week
- Born and raised in Fayetteville & always wanted to be a Hog



## Carly Keats

23

So. | G | JUCO | 5-8  
Choctaw, Miss.  
Neshoba Central/Jones JC  
Major: Anthropology

GP-GS	PPG	RPG	APG	MPG
23-6	6.3	1.2	0.5	20.1
Season Highs:	16 (1/7)	4 (1/21)	3 (1/25)	40 (1/7)

Career Highs: Same

- First game back vs. Missouri after being out for four games due to a broken nose, logging 11 points in 25 minutes off the bench
- Earned first career start & logged career-high 16 points, while playing all 40 minutes vs. Georgia
- Has logged 29 triples this year, averaging 1.7/gm in SEC play
- JUCO transfer from Jones College, having led the team to its seventh straight region crown and ticket to NJCAA Tournament
- Named to All-Region 23 Team at JC
- Started in 28 games as a freshman at JC, finishing w/ 55 3-pointers



## Maryam Dauda

30

R-So. | F | 1L | 6-4  
Bentonville, Ark.  
Bentonville  
Major: International Business

GP-GS	PPG	RPG	APG	MPG
27-27	9.4	6.8	1.3	28.9
Season Highs:	18 (2/18)	13 (1/11)	5 (1/14)	40 (1/14)

Career Highs:

- Coming off career-high 18 points w/ five boards, four assists & two blocks vs. Missouri at home
- Broke school record in single-game blocks w/ 10 & a double-double w/ 12 rebounds & eight points & five assists w/ no fouls at Alabama
- Delivered buzzer-beater layup vs. Illinois
- Third in blocks/gm (2.4) in SEC (first in SEC games w/ 3.0), 12th in rebounds/gm & 13th in total blocks (65) in NCAA
- Appeared in 35 games off the bench, first year back from ACL injury
- 13th-ranked player, five-star prospect & top post out of high school



## Jenna Lawrence

34

Fr. | F | FR | 6-3  
Farmington, Ark.  
Farmington  
Major: Human Nutrition

GP-GS	PPG	RPG	APG	MPG
19-0	2.2	1.9	0.2	8.7
Season Highs:	10 (12/7)	5 (12/16)	1 (1/25)	17 (1/21)

Career Highs: Same

- Played 11 minutes, logging three points & two rebounds at Tennessee
- Had buzzer-beater 3-pointer at end of third quarter at Missouri
- Provided spark w/ six points, two boards & one block vs. Miss. State
- Recorded a career-high 10 points vs. LA Tech
- Four-star prospect, No. 61 player in the country
- Proven winner, coming off 4A girls state championship & was MVP
- Averaged 18.7 points, 7.1 rebounds and 1.5 blocks per game with 99 3-pointers made as a senior



## Makayla Daniels

43

Gr. | G | 4L | 5-8  
Frederick, Md.  
Frederick  
Major: Rec & Sport Management

GP-GS	PPG	RPG	APG	MPG
27-27	12.1	4.4	2.7	33.9
Season Highs:	26 (2/8)	8 (11/24)	7 (1/25)	40 (1/28)

Career Highs:

- Logged 14 points, six rebounds, two assists & one steal vs. Missouri
- Tallied season-high 26 points off five 3-pointers at Florida
- In the SEC, fourth in minutes/gm, 11th in 3-pointers/gm (1.9) & 14th in steals/gm (1.8)
- Made Fort Myers Tip-Off All-Tournament Team
- Earned spot on All-SEC Preseason Second Team
- No. 5 on all-time scoring list (1,791), broke starts & games played records (149) & career minutes (4,382) & tied for No. 3 in all-time steals (239)
- Started in every game since freshman year & has 97 career wins



## Maryn Archer

44

Fr. | G | FR | 5-8  
Derby, Kan.  
Derby  
Major: Sociology

GP-GS	PPG	RPG	APG	MPG
N/A	N/A	N/A	N/A	N/A
Season Highs:	N/A	N/A	N/A	N/A

Career Highs: Same

- Has not made an appearance in a game
- Enrolled early last January
- Three-star prospect out of high school
- Voted Run 4 Roses All-Tournament First Team after 31-point performance on just 11 shots in championship game
- Paced Derby HS in assists and steals during junior year
- Played on two different high school teams, leading both to state



## Emrie Ellis

55

Jr. | F | 2L | 6-3  
Vanoss, Okla.  
Vanoss  
Major: Human Resources

GP-GS	PPG	RPG	APG	MPG
18-0	1.1	1.1	0.2	8.7
Season Highs:	6 (11/7)	4 (11/14)	1 (2/1)	16 (1/25)

Career Highs:

- Coming off rebound in four minutes off bench vs. Missouri
- Logged season-high three blocks at Florida State & Tennessee
- Has missed eight total games this year, recovering from a rare basketball injury in her elbow
- Splashed two 3-pointers for six points w/ +20 efficiency at A-State
- Played 28 games off the bench last season
- Logged five blocks vs. UAPB in 2021, which was the most by a freshman Hog since 2014



## Mike Neighbors

HC

7th Year at Arkansas  
11th Year Overall  
Career: 236-127, Arkansas: 138-86

- Holds the most wins among active Power 5 coaches with 11 years or less of experience
- Has led teams to nine postseason appearances (6 NCAA, 3 WNIT)
- Guided teams to Final Four and two Sweet 16s as head coach
- Coached 11 WNBA Draft picks, six as a head coach
- Holds Arkansas head coaching record for SEC winning percentage
- Has 42 wins over AP Top 25 opponents
- WBCA Board of Directors member

Todd Schaefer  
Seventh SeasonPauline Love  
Seventh SeasonLacey Goldwire  
Fifth Season



**Taliah Scott**  
Fr. | 5-9 | G  
Orange Park, Fla.



**Phoenix Stotijn**  
Fr. | 5-9 | G  
Amsterdam, Netherlands



**Samara Spencer**  
Jr. | 5-7 | G  
Fort Lauderdale, Fla.



**Saylor Poffenbarger**  
R-So. | 6-2 | G  
Middletown, Md.



**Bea Franklin**  
Gr. | 5-10 | G  
Seattle, Wash.



**Cristina Sánchez Cerqueira**  
Fr. | 6-1 | G  
Granada, Spain



**Karley Johnson**  
So. | 5-9 | G  
Oklahoma City, Okla.



**Loren Lindsey**  
So. | 5-11 | G  
Fayetteville, Ark.



**Carly Keats**  
So. | 5-8 | G  
Choctaw, Miss.



**Maryam Dauda**  
R-So. | 6-4 | F  
Bentonville, Ark.



**Jenna Lawrence**  
Fr. | 6-3 | F  
Farmington, Ark.



**Makayla Daniels**  
Gr. | 5-9 | G  
Frederick, Md.



**Maryn Archer**  
Fr. | 5-7 | G  
Derby, Kan.



**Emrie Ellis**  
Jr. | 6-3 | F  
Vannoss, Okla.



**Mike Neighbors**  
Head Coach  
Seventh Season



**Todd Schaefer**  
Associate Head Coach  
Seventh Season



**Pauline Love**  
Assistant Coach  
Seventh Season



**Lacey Goldwire**  
Assistant Coach  
Fifth Season



**Amber Shirey**  
Director of Operations




**Jayci Stone**  
Director of SA Development



**Evan Johnston**  
Special Assistant to HC/Dir. of Video



**Simone Rush**  
Head Athletic Trainer



**Tyler Beckman**  
S&C Coach