



RAZORBACKS®

2023-24 Women's Basketball Game Notes

Kylie Magar | Assistant Director, Communications
E: kmagar@uark.edu | ArkansasRazorbacks.com

2023-24 SCHEDULE

| Date | Opponent | Time | TV/RESULT |
|---------|-------------------------|----------|-----------|
| Nov. 7 | ULM | 7 PM | W, 81-76 |
| Nov. 10 | Murray State | 10:30 AM | W, 82-79 |
| Nov. 14 | Little Rock | 7 PM | W, 77-36 |
| Nov. 17 | at Arkansas State | 7 PM | W, 82-67 |
| Nov. 20 | Central Arkansas | 7 PM | W, 81-67 |
| Nov. 24 | WisconsinS | 1 PM | W, 65-62 |
| Nov. 25 | MarquetteS | 4 PM | L, 74-58 |
| Nov. 30 | at No. 15 Florida State | 6 PM | W, 71-58 |
| Dec. 3 | No. 2 UCLA | 2 PM | L, 81-66 |
| Dec. 7 | Louisiana Tech | 7 PM | W, 100-60 |
| Dec. 10 | UAPB | 1 PM | L, 74-70 |
| Dec. 16 | Samford! | 12:30 PM | W, 68-54 |
| Dec. 20 | Illinois# | 10 AM | W, 60-59 |
| Dec. 21 | UIC# | 10 AM | W, 66-58 |
| Dec. 31 | Incarinate Word | 1 PM | W, 67-48 |
| Jan. 4 | at Kentucky* | 6 PM | L, 73-63 |
| Jan. 7 | Georgia* | 1 PM | W, 83-43 |
| Jan. 11 | Mississippi State* | 8 PM | L, 66-63 |
| Jan. 14 | at Alabama* | 2 PM | W, 77-59 |
| Jan. 21 | at LSU* | 4 PM | L, 99-68 |
| Jan. 25 | Kentucky* | 7 PM | W, 88-61 |
| Jan. 28 | at Missouri* | 2 PM | W, 67-58 |
| Feb. 1 | Alabama* | 8 PM | L, 86-70 |
| Feb. 4 | Auburn* | 5 PM | W, 74-72 |
| Feb. 8 | at Florida* | 5 PM | L, 85-81 |
| Feb. 12 | at Tennessee* | 6 PM | L, 81-55 |
| Feb. 18 | Missouri* | 3 PM | W, 75-68 |
| Feb. 22 | at Texas A&M* | 7 PM | L, 73-67 |
| Feb. 25 | Vanderbilt* | 2 PM | L, 62-53 |
| Feb. 29 | South Carolina* | 8 PM | SECN |
| March 3 | at Ole Miss* | 3 PM | SECN |

March 6-10 SEC Tournament (Greenville, S.C.)

*-SEC Contest

S - Elevance Health Women's Fort Myers Tip-Off (Fort Myers, Fla.)

-- SEC/ACC Challenge (Tallahassee, Fla.)

! - Played in Simmons Bank Arena (North Little Rock, Ark.)

- West Palm Beach Classic (West Palm Beach, Fla.)

All Times CT

30 ARKANSAS VS. 1/1 SOUTH CAROLINA | BUD WALTON ARENA | THURSDAY, FEB. 29 AT 8 PM | SECN

Arkansas
Razorbacks



South Carolina
Gamecocks

Record 18-11
Conference Record 6-8
NET (as of 2/27) 65
AP Poll N/A
USA Today Coaches Poll N/A
Head Coach Mike Neighbors
HC Record at UofA (Yrs) 138-88 (seventh season)
HC Career Record (Yrs) 236-129 (11th season)
Neighbors' Record vs. SC 1-10

Record 27-0
Conference Record 14-0
NET (as of 2/27) 1
AP Poll 1
USA Today Coaches Poll 1
Head Coach Dawn Staley
HC Record at SC (Yrs) 429-106 (16th season)
HC Career Record (Yrs) 601-186 (24th season)
Staley's Record vs. UofA 20-4

Last Starting Five



#43 MAKAYLA DANIELS

Gr. | G | 5-8 | Frederick, Md.

| PPG | RPG | APG | MPG |
|-----------|-----|-----|------|
| 12.0 | 4.4 | 2.7 | 33.8 |
| SEC: 13.7 | 4.5 | 2.5 | 35.4 |



#2 SAMARA SPENCER

Jr. | G | 5-7 | Fort Lauderdale, Fla.

| PPG | RPG | APG | MPG |
|-----------|-----|-----|------|
| 14.2 | 4.7 | 3.6 | 34.4 |
| SEC: 16.6 | 5.6 | 4.1 | 37.3 |



#20 KARLEY JOHNSON

So. | G | 5-9 | Oklahoma City, Okla.

| PPG | RPG | APG | MPG |
|----------|-----|-----|------|
| 3.2 | 1.7 | 0.3 | 17.1 |
| SEC: 3.9 | 1.8 | 0.3 | 20.1 |



#4 SAYLOR POFFENBARGER

R-So. | G | 6-2 | Middletown, Md.

| PPG | RPG | APG | MPG |
|-----------|------|-----|------|
| 10.5 | 11.8 | 1.6 | 32.2 |
| SEC: 10.5 | 10.7 | 1.4 | 33.3 |



#30 MARYAM DAUDA

R-So. | F | 6-2 | Bentonville, Ark.

| PPG | RPG | APG | MPG |
|-----------|-----|-----|------|
| 9.5 | 6.7 | 1.3 | 29.0 |
| SEC: 10.8 | 7.0 | 1.8 | 30.8 |

SNAPSHOT:

- Limited to 27 minutes on her Senior Day, logged five points, two assists & one steal vs. Vandy
- No. 5 on all-time scoring list (1,811) & school record holder in games started & played (151) & minutes (4447)
- In SEC, third in minutes/gm & 10th in 3PT/gm (1.8)
- SEC Preseason Second Team selection
- Has 97 career wins as a Hog

SNAPSHOT:

- Registered 19 points, five rebounds, two assists & two steals vs. Vandy
- Had double-double (31 points/14 rebounds) at Alabama
- Came up w/ game-winning assist vs. Illinois
- In SEC, first in minutes/gm, 11th in assists/gm, 14th in scoring, & second in minutes, fifth in assists, 10th in scoring & 12th in FT percentage in SEC games

SNAPSHOT:

- Made fifth start this season, recording seven points, three rebounds & one steal vs. Vandy
- Has stepped up big for the Hogs, playing four different positions on the court most games
- Delivered a career-high 14 points w/ six rebounds vs. Kentucky in her first career start
- 2022 McDonald's All-American nominee

SNAPSHOT:

- Coming off breaking the single-season defensive rebound record (276), logging four points & 12 defensive rebounds vs. Vandy
- Broke school record for individual game rebounds with 23 at #15 Florida State
- Leads SEC in def. rebounds/gm (9.9) & second in rebounds/gm, which is second & fifth in NCAA

SNAPSHOT:

- Coming off three points, four rebounds & one block vs. Vandy
- Earned near triple-double w/ a school record 10 blocks, 12 rebounds and eight points at Alabama
- Had game-winning layup vs. Illinois
- No. 3 in blocks/gm (2.3) in the SEC, with her 68 total blocks ranked No. 14 in the NCAA, No. 12 in rebounds/gm & first in blocks in SEC games (2.8) in league

FOLLOW, WATCH & LISTEN



@RAZORBACKWBB

TV: SECN

On the Call: Eric Frede & Christy Thomaskutty

Razorback Sports Network from Learfield (Radio)

Phil Elson - <http://143.223.155.160/audio>

Fayetteville - KQSM-FM-92.1 /// KYNG-AM - 1590*

Fort Smith - KFPW-AM-1230 /// KHGG-AM-1580



2023-24 NOTES

NEIGHBORHOOD WATCH

■ The Arkansas women's basketball team will welcome the No. 1 team in the country in South Carolina on Thursday night

■ Arkansas is looking to get win No. 19, seventh in SEC

■ The Gamecocks come into Bud Walton Arena with an unblemished 27-0 record, 14-0 in SEC

■ Arkansas has never defeated a No. 1 team in the country. The program is 0-21 against teams who are ranked No. 1 in the country at the time of facing the Razorbacks

■ Arkansas' highest ranked win in program history was against LSU in 2003, which resulted in an 82-72 win for the Hogs at home

■ Thursday's game will mark the last ever regular season game for **Makayla Daniels** at Bud Walton Arena. She has played 75 games at BWA during her career

■ **Taliah Scott** leads the Hogs in scoring with 22.10 points per game, and is the only player in the SEC to average 20.0+ points per game

■ **Saylor Poffenbarger** is one of the top defensive rebounders in the country. She leads the SEC in defensive rebounds/game (9.86) and is second in rebounds/game (11.79), which are second and fifth in the NCAA. She has pulled down 330 boards, which surpasses the total she had all season as a redshirt freshman in 2022-23 (255). Her 53 3-pointers leads the team

■ **Poffenbarger** broke the school record for individual game rebounds with 23 against Florida State. She has had four games with 19+ boards this year, which is the only time an Arkansas player has had that many 19+ rebound games in their career

■ **Samara Spencer** leads the team with 104 assists. Her 354 career assists is No. 11 on the career list and her 1,322 points is No. 18 on the all-time scoring list

■ **Maryam Dauda** has made a big jump this season, pacing the team with 68 blocks, which is third in the league (2.34 per game), and her 2.79 blocks per game in SEC contests paces the league. She is No. 4 on the individual season block list at Arkansas

■ **Dauda's** 10 blocks vs. Alabama broke a 35-year single-game record at Arkansas (prior record held by **Robyn Irwin** in 1987) and is tied for the second most by a player in the NCAA this season. She also logged the first double-double through blocks and rebounds in school history at Alabama (12 rebounds and 10 blocks)

■ **Makayla Daniels** is an elite defender and leads the team with 48 steals. She is the highest scoring point guard in school history with 1,811 points, making her a top five scorer in school history, while holding a program's most starts and games played records with 151, as well as career minutes (4,447). **Daniels** was selected on the All-SEC Preseason Second Team, as chosen by the league's coaches

■ The Hogs lead the league in 3-pointers per game (91), which is 12th in the NCAA, 3-point attempts per game (29.7), a number that is fourth in the country, as well as turnovers per game (12.7), 21st in the country

■ Arkansas is one of two schools in the SEC to have finished in the top 50 in NET/RPI rankings in the past four years (South Carolina the other), and one of three in the SEC to qualify for the past five consecutive postseason tournaments (SC and Tennessee the others, including 2020 when the tournament was cancelled due to COVID-19)

■ Head coach **Neighbors** returns three starters from the 2022-23 team, seven total returners, while bringing in the No. 17 ranked recruiting class, according to ESPN

■ **Scott** comes to Fayetteville as a five-star prospect, No. 11 in the country, logging 36.2 points, 9.2 rebounds, 4.8 assists and 3.0 steals per game during her senior year of high school. Fellow freshman **Jenna Lawrence** was a four-star recruit, No. 61 recruit in the country, out of Farmington High School down the road, who won the 2023 4A Girls State Championship.

Maryn Archer was a January enrollee and three-star player out of Kansas, while JUCO transfer **Carly Keats** and Spanish National Team member **Cristina Sanchez Cerqueira** make up one of the most talented recruiting classes Arkansas has seen

SCOUTING SOUTH CAROLINA ABOUT THE GAMECOCKS

■ South Carolina is 27-0 and 14-0 in the SEC heading into Thursday

■ In the SEC Preseason Polls, SC was chosen to finish second by both the media and coaches

■ **Kamilla Cardoso** was tabbed to the All-SEC Preseason First Team by the media and coaches. Last season, she was named the SEC Sixth Woman of the Year, having averaged 9.8 points and 8.5 rebounds per game with 70 blocks in just 18 minutes per game

■ Oregon transfer **Te-Hina Paopao** was chosen to the SEC Preseason Second Team. She was named to the All-Pac 12 Honorable Mention last season and a two-time All-Pac12 First Team recipient. Last season, she averaged 13.1 points, 4.2 rebounds and 3.3 assists per game

■ South Carolina is one of the deepest teams in the NCAA this season with nine players averaging 5.0+ points per game and seven with 8.0+ points per game

■ **Cardoso** paces the team with 14.1 points and 10.1 rebounds per game

■ **Raven Johnson** has a team's most 128 assists and 56 steals

■ **Ashlyn Watkins** has swatted a team's most 70 shots

■ **Paopao** has a team's most 64 made 3-pointers for an impressive 48.9 percentage from beyond the arc. She also averages 11.5 points per game

■ **MiLaysia Fulwiley** and **Bree Hall** also average double digits in scoring with 11.3 and 10.1 points per game, a piece

■ SC leads the leagues in scoring defense (54.07), scoring margin (+32.89), field goal percentage (.505), field goal percentage defense (.311), 3-point field goal percentage (.405), 3-point field goal percentage defense (.265), blocked shots (8.52), assists (19.07), assist/turnover ratio (1.44) and defensive rebounds/game (32.59)

ABOUT THE HEAD COACH

■ **Dawn Staley** is in her 16th season at the helm, where she has helped South Carolina battle for SEC and national championships each season. She has led the Gamecocks to two National Championships (2017 and 2022), five NCAA Final Fours in the last eight tournaments, ranking in the AP top 25 every week since Dec. 10, 2012, six 30-win season with a program-record 36 in 2022-23, among other accomplishments

■ **Staley** just surpassed 600 career wins as a head coach, doing so in only 24 seasons

■ Prior to taking over the helm in Columbia, she was the head coach at Temple for eight seasons (2000-08). She is a USA Basketball Senior National Team head coach, and was named a two-time National Coach of the Year in 2018 and 2021 (co-)

SERIES HISTORY OF SC VS. ARKANSAS

■ Arkansas trails South Carolina in the all-time series, 26-18

■ The Hogs and Gamecocks will meet for the 45th time of the all-time series on Thursday

BENCHMARK PERFORMANCES

| 10+ POINTS | 19-20 | 20-21 | 21-22 | 22-23 | 23-24 | TOT |
|---------------------|-------|-------|-------|-------|-------|-----|
| Samara Spencer | - | - | 20 | 27 | 22 | 69 |
| Makayla Daniels | 12 | 19 | 19 | 27 | 19 | 96 |
| Taliah Scott | - | - | - | - | 19 | 19 |
| Saylor Poffenbarger | - | - | - | 13 | 14 | 27 |
| Maryam Dauda | - | - | - | 4 | 14 | 18 |
| Carly Keats | - | - | - | - | 7 | 7 |
| Karley Johnson | - | - | - | 0 | 1 | 1 |
| Jenna Lawrence | - | - | - | - | 1 | 1 |
| Sasha Goforth | - | 12 | 21 | - | - | 33 |
| Emrie Ellis | - | - | 1 | 0 | - | 1 |

| 20+ POINTS | 19-20 | 20-21 | 21-22 | 22-23 | 23-24 | TOT |
|---------------------|-------|-------|-------|-------|-------|-----|
| Taliah Scott | - | - | - | - | 13 | 13 |
| Samara Spencer | - | - | 3 | 8 | 6 | 17 |
| Makayla Daniels | 2 | 1 | 5 | 5 | 4 | 17 |
| Saylor Poffenbarger | - | - | - | 2 | 2 | 4 |
| Sasha Goforth | - | 2 | 1 | - | - | 3 |

| 30+ POINTS | 19-20 | 20-21 | 21-22 | 22-23 | 23-24 | TOT |
|-----------------|-------|-------|-------|-------|-------|-----|
| Taliah Scott | - | - | - | - | 3 | 3 |
| Samara Spencer | - | - | 0 | 1 | 1 | 2 |
| Makayla Daniels | 0 | 0 | 2 | 1 | - | 3 |

| 5+ 3-POINTERS | 19-20 | 20-21 | 21-22 | 22-23 | 23-24 | TOT |
|---------------------|-------|-------|-------|-------|-------|-----|
| Taliah Scott | - | - | - | - | 4 | 4 |
| Makayla Daniels | 1 | 0 | 1 | 0 | 3 | 5 |
| Saylor Poffenbarger | - | - | - | 0 | 1 | 1 |
| Samara Spencer | - | - | 1 | 2 | - | 3 |
| Sasha Goforth | - | 1 | 0 | - | - | 1 |

| 50+ FG% (8 FGA) | 19-20 | 20-21 | 21-22 | 22-23 | 23-24 | TOT |
|---------------------|-------|-------|-------|-------|-------|-----|
| Makayla Daniels | 4 | 3 | 9 | 4 | 6 | 26 |
| Maryam Dauda | - | - | - | 0 | 7 | 7 |
| Samara Spencer | - | - | 8 | 8 | 5 | 21 |
| Saylor Poffenbarger | - | - | - | 5 | 5 | 10 |
| Taliah Scott | - | - | - | - | 3 | 3 |
| Sasha Goforth | - | 5 | 7 | - | - | 12 |

| 10+ REBOUNDS | 19-20 | 20-21 | 21-22 | 22-23 | 23-24 | TOT |
|---------------------|-------|-------|-------|-------|-------|-----|
| Saylor Poffenbarger | - | - | - | 9 | 18 | 27 |
| Maryam Dauda | - | - | - | 0 | 5 | 5 |
| Samara Spencer | - | - | 0 | 0 | 1 | 1 |
| Sasha Goforth | - | 1 | 3 | - | - | 4 |
| Makayla Daniels | 0 | 0 | 1 | 0 | - | 1 |

| 20+ REBOUNDS | 19-20 | 20-21 | 21-22 | 22-23 | 23-24 | TOT |
|---------------------|-------|-------|-------|-------|-------|-----|
| Saylor Poffenbarger | - | - | - | - | 2 | 2 |

| 5+ ASSISTS | 19-20 | 20-21 | 21-22 | 22-23 | 23-24 | TOT |
|---------------------|-------|-------|-------|-------|-------|-----|
| Samara Spencer | - | 4 | 5 | 13 | 9 | 27 |
| Makayla Daniels | 3 | 2 | 6 | 4 | 4 | 20 |
| Maryam Dauda | - | - | - | 0 | 1 | 1 |
| Saylor Poffenbarger | - | - | - | 6 | - | 6 |
| Sasha Goforth | - | 1 | 0 | - | - | 1 |

| 3+ BLOCKS | 19-20 | 20-21 | 21-22 | 22-23 | 23-24 | TOT |
|---------------------|-------|-------|-------|-------|-------|-----|
| Maryam Dauda | - | - | - | 1 | 10 | 11 |
| Saylor Poffenbarger | - | - | - | 3 | 5 | 8 |
| Sasha Goforth | - | 1 | 11 | - | 3 | 15 |
| Emrie Ellis | - | - | 2 | 0 | 2 | 4 |

| 10+ BLOCKS | 19-20 | 20-21 | 21-22 | 22-23 | 23-24 | TOT |
|--------------|-------|-------|-------|-------|-------|-----|
| Maryam Dauda | - | - | - | 0 | 1 | 1 |

| 3+ STEALS | 19-20 | 20-21 | 21-22 | 22-23 | 23-24 | TOT |
|---------------------|-------|-------|-------|-------|-------|-----|
| Makayla Daniels | 5 | 4 | 1 | 10 | 7 | 27 |
| Saylor Poffenbarger | - | - | - | 0 | 5 | 5 |
| Maryam Dauda | - | - | - | 0 | 3 | 3 |
| Samara Spencer | - | - | 2 | 5 | 2 | 9 |
| Sasha Goforth | - | 1 | 2 | - | 1 | 4 |

| DOUBLE-DOUBLES | 19-20 | 20-21 | 21-22 | 22-23 | 23-24 | TOT |
|---------------------|-------|-------|-------|-------|-------|-----|
| Saylor Poffenbarger | - | - | - | 4 | 9 | 13 |
| Maryam Dauda | - | - | - | 0 | 3 | 3 |
| Samara Spencer | - | - | 0 | 2 | 1 | 3 |
| Sasha Goforth | - | 1 | 3 | - | - | 4 |
| Makayla Daniels | 0 | 0 | 1 | 0 | - | 1 |

Stat Comparison

| UA | SC |
|------|-------------------------|
| 71.7 | Scoring 87.0 |
| 66.9 | Opp. Scoring 54.1 |
| .382 | FG % 50.5 |
| .285 | Def. FG% 31.1 |
| .308 | 3-pt. % 40.5 |
| 9.1 | 3-pt./gm 6.7 |
| .732 | FT% 68.0 |
| 38.8 | Reb./gm 46.5 |
| 11.1 | Assists/gm 19.1 |
| 12.7 | TO/gm 13.2 |
| +2.3 | TO Margin +3.2 |
| 6.4 | Steals/gm 9.2 |
| 5.5 | Blocks/gm 8.5 |

2023-24 SOUTHEASTERN CONFERENCE STANDINGS

| CONFERENCE STANDINGS | | | | | | | | | | | | |
|----------------------|------------|-------|-----|-----|---------|-------|------|------|-----|--------|---------|---------|
| | CONFERENCE | | | | OVERALL | | | | | | | |
| | W-L | Pct. | H | A | W-L | Pct. | H | A | N | Streak | vs. T10 | vs. T25 |
| ^South Carolina | 14-0 | 1.000 | 7-0 | 7-0 | 27-0 | 1.000 | 14-0 | 11-0 | 2-0 | W27 | 4-0 | 6-0 |
| LSU | 11-3 | .786 | 6-1 | 5-2 | 24-4 | .857 | 15-1 | 7-2 | 2-1 | W6 | 1-1 | 1-2 |
| Ole Miss | 10-4 | .714 | 5-2 | 5-2 | 20-7 | .741 | 10-4 | 7-3 | 3-0 | W4 | 0-2 | 0-3 |
| Tennessee | 9-5 | .643 | 5-2 | 4-3 | 16-10 | .615 | 10-4 | 5-4 | 1-2 | L1 | 0-2 | 1-6 |
| Alabama | 8-6 | .571 | 4-3 | 4-3 | 21-8 | .724 | 14-3 | 5-4 | 2-1 | W1 | 0-2 | 1-3 |
| Vanderbilt | 7-7 | .500 | 2-5 | 5-2 | 20-8 | .714 | 11-5 | 7-3 | 2-0 | W1 | 0-2 | 0-3 |
| Mississippi State | 7-7 | .500 | 3-3 | 4-4 | 20-9 | .690 | 10-4 | 7-5 | 3-0 | L4 | 1-1 | 1-1 |
| Texas A&M | 6-8 | .429 | 3-5 | 3-3 | 18-9 | .667 | 12-4 | 5-5 | 1-0 | L1 | 0-2 | 0-3 |
| Arkansas | 6-8 | .429 | 4-3 | 2-5 | 18-11 | .621 | 10-5 | 4-5 | 4-1 | L2 | 0-2 | 1-2 |
| Auburn | 6-8 | .429 | 5-2 | 1-6 | 17-10 | .630 | 13-3 | 4-7 | 0-0 | W1 | 1-2 | 1-2 |
| Florida | 5-9 | .357 | 4-3 | 1-6 | 14-12 | .538 | 8-4 | 3-8 | 3-0 | L1 | 0-2 | 0-3 |
| Kentucky | 4-10 | .286 | 3-4 | 1-6 | 11-17 | .393 | 10-5 | 1-9 | 0-3 | L1 | 0-4 | 0-7 |
| Georgia | 3-11 | .214 | 3-4 | 0-7 | 12-15 | .444 | 8-6 | 1-8 | 3-1 | W1 | 0-1 | 0-1 |
| Missouri | 2-12 | .143 | 1-6 | 1-6 | 11-16 | .407 | 8-6 | 2-8 | 1-2 | L9 | 0-3 | 1-4 |

2023-24 SEC Preseason

Media Poll

1. LSU
2. South Carolina
3. Tennessee
4. Ole Miss
5. Mississippi State
6. **Arkansas**
7. Georgia
8. Texas A&M
9. Alabama
10. Florida
11. Missouri
12. Auburn
13. Kentucky
14. Vanderbilt

2023-24 SEC Preseason

Coaches' Poll

1. LSU
2. South Carolina
3. Tennessee
4. Ole Miss
5. Mississippi State
6. Texas A&M
7. **Arkansas**
8. Alabama
9. Georgia
10. Florida
11. Missouri
12. Auburn
13. Vanderbilt
14. Kentucky

■ In games played in Fayetteville, Arkansas has a 10-9 advantage

■ Head coach **Mike Neighbors** is 1-10 against SC

■ SC has an eight-game winning streak against Arkansas. The last time Arkansas defeated the Gamecocks was in their 95-89 upset at the SEC Tournament in 2019. Arkansas hasn't beaten SC in a regular season game since 2012 (W, 68-47 in Fayetteville), marking a 14-game regular season losing skid

■ Arkansas faced off against SC twice last season, while having to draw the Gamecocks in the SEC Tournament four times in the past five years. In the first meeting in Columbia, Arkansas fell 92-46. **Samara Spencer** led the Hogs with 15 points. In the second meeting in the SEC Tournament, SC won 93-66. **Saylor Poffenbarger** went off for 22 points and four assists, **Spencer** had 16 points and **Makayla Daniels** registered 12 points

LAST TIME OUT

■ Arkansas fell to Vanderbilt, 62-53, as Arkansas scored a season low

■ **Samara Spencer** led the game with 19 points, five rebounds, two assists and two steals. She is now No. 18 on the all-time scoring list (1,322)

■ **Carly Keats** delivered 13 points off the bench, while adding one rebound and one steal

■ **Karley Johnson** logged seven points, three rebounds and one steal

■ **Saylor Poffenbarger** finished with four points, including a 3/4 court shot and 12 rebounds. She broke the single-season defensive rebound record at Arkansas, now with 276 on the season

■ **Makayla Daniels** was honored for her Senior Day, Pack for Mak

AN ARKANSAS WIN MEANS...

■ Beating a No. 1 team for the first time in school history

■ Earning highest ranked win in school history

■ Breaking SC's 27-game winning streak and perfect record on the season

■ Getting back in the win column and snapping a two-game losing streak

■ Snapping an eight-game losing streak to South Carolina and 14-game regular season game losing skid to the Gamecocks

■ Reaching seven SEC wins for the 12th time, fourth time in a row in the **Mike Neighbors** era, in school history

■ **Makayla Daniels'** 98th career victory

■ A big resume booster for the team's NCAA Tournament chances

■ 19 wins on the season

SUNSHINE STATE SAM

■ South Florida product **Samara Spencer** has made an impact for the Hogs from the moment she stepped foot on campus

■ One of the fastest on the court by easily beating her defenders to the rack, gets to the free throw line frequently and catches fire from beyond the arc

■ Has led the team in scoring the past two games, including 19 points, five rebounds and two assists in 40 minutes vs. Vanderbilt

■ One of the best performances of her career came at Alabama, where she tallied her third career double-double, first of the season, behind a season-high 31 points and a career-high 14 rebounds

■ Surpassed 1,000 career points to become the 33rd member of the 1K club at Arkansas at No. 15 Florida State with 15 points

■ SEC statistical rankings: first in minutes/game (34.45), second in free throw makes (113), third in free throw attempts (152), sixth in field goal attempts (371), 11th in assists/game (3.59), 14th in scoring (14.21) and 15th in free throw percentage (.743) and assist/turnover ratio (1.27)

■ SEC statistical rankings: second in minutes/game (37.28), fifth in assists/game (4.14), 10th in scoring (16.64), 12th in assist/turnover ratio (1.23) and free throw percentage (.764) and 15th in defensive rebounds/game (4.57)

■ NCAA statistical rankings: 32nd in free throw attempts and 42nd in free throw makes

■ Leads team in assists (104), free throw makes and free throw attempts

■ Her 29 field goal attempts vs. Alabama is the most by a player in the SEC. She is one of 10 in the league to go 1.000 from the line (w/ minimum seven attempts) when she was 7-of-7 from the charity stripe at Florida

■ Among active SEC players, fourth in career assists (354) and eighth in career scoring (1,322), being one of 13 in the league to score 1K points in their SEC playing careers

■ Sits No. 11 in the career assists and No. 18 in career points in Arkansas history

■ In a single season, No. 9 in free throws made and No. 10 in free throws attempted in school history

■ Finished her sophomore campaign with 27 double-digit scoring games, eight 20-point performances, two double-doubles in points and assists and had 13 games with 5+ assists

■ Logged a career-high 32 points vs. Oral Roberts, shooting 10-of-17 from the field with a career-high six 3-pointers last season

■ Named the 2022 SEC Freshman of the Year

POFF OFF, QUEEN SAYLOR

■ **Saylor Poffenbarger** is a big guard who can be placed at all five positions on offense and defense. She has established herself as one of the best defensive rebounders in the country

■ Coming off breaking the individual season defensive rebound record at Arkansas, now with 276. Against Vanderbilt, she had four points, including a 3/4 court shot at the buzzer and 12 defensive rebounds

■ Logged back-to-back 20-point games behind a double-double of 23 points and 11 rebounds against Alabama after she matched a career-high 24 points off a career-high eight 3-pointers at Missouri during her mother, **Amy Fordham's**, Alumni Weekend

■ She was one 3-pointer shy of tying the school record for most 3-pointers in a game, with her eight tying for second with **Amber Ramirez** (vs. Alabama on Feb. 28, 2021), **Lyndsay Harris** (vs. Georgia on Jan. 13, 2011) and **Wendi Willits** (vs. Oral Roberts on Nov. 28, 1996)

■ Has four games with 19+ rebounds this season, being the only player in Arkansas history to achieve this feat in their career

■ Broke the single-game rebounding record with 23 boards at No. 15 Florida State. The rebounding record was previously held by **Shelly Wallace** for 35 years, who had 22 rebounds vs. SMU on Feb. 13, 1988

■ Notable rebounding performances: 21 (3 0, 18 D) vs. ULM, 14 (4 0, 10 D) at Arkansas State, 23 (4 0, 19 D) at Florida State, 19 (5 0, 14 D) vs. Illinois, 19 (2 0, 17 D) vs. UIW, 15 (2 0, 13 D) at Kentucky, 17 (4 0, 13 D) vs. Georgia and 14 (5 0, 9 D) at Alabama

■ Logged 10+ boards in 19 games, 15+ boards in six games and 20+ boards in two games

■ SEC statistical rankings: first in defensive rebounds/game (9.86), second in rebounds/game (11.79) and 3-point field goal attempts (156), eighth in 3-pointers made/game (1.89) and minutes/game (32.17) and 10th in blocks/game (1.21)

■ SEC games statistical rankings: first in defensive rebounds/game (9.23), fourth in rebounds/game (10.69) and 3-pointers made/game (2.15), seventh in 3-point field goal percentage (.350), 13th in blocks/game (0.92) and 15th in minutes/game (33.29)

■ NCAA statistical rankings: second in defensive rebounds/game, fourth in rebounds (330) and fifth in rebounds/game

■ **Poffenbarger's** 23 rebounds vs. Florida State is the most by an SEC player this season, which is third in the NCAA, while her 21 vs. ULM is tied for the third most by league players. Her eight 3-pointers at Missouri is the most by a player in an SEC game and second most overall in the league, as well as 16th most in the nation

■ Among active SEC players, sits No. 12 in career rebounds (585)

■ Leads team in rebounds, defensive rebounds (264), double-doubles (9) and 3-pointers made (53)

■ Has logged 24 more offensive rebounds in 28 games this year than she registered all season in 2022-23 (54 vs. 30)

■ In the Arkansas record book, holds the record for single-season defensive rebounds, second in career defensive rebounds (501) and a tie for second in individual season double-doubles, as well as second in single-season rebounds

■ Named to All-SEC Freshman Team and racked up five SEC Freshman of the Week awards, which tied a school record, in 2022-23

■ Spent second half of the 2020-21 season at UConn as an early enrollee, the No. 30th ranked player in the 2021 class

RETURN OF THE MAK

■ Granted a fifth year of eligibility due to COVID-19, **Makayla Daniels** is making the most of it and finishing what she started at Arkansas

■ Scrappy player, creates for herself and teammates and an incredibly underrated defender who can hold a team's leading perimeter player to below their scoring average

■ Coming off five points, two assists and one steal in a limited 27 minutes vs. Vanderbilt

■ Logged a season-high 26 points at Florida, where she had a perfect 1.000 field goal percentage going into the fourth quarter. She finished shooting 8-of-12 from the field, 5-of-6 from 3-point and 5-of-5 from the line

■ Named to Fort Myers Tip-Off All-Tournament Team, having logged a game-high 22 points off five 3-pointers with eight rebounds vs. Wisconsin, as well as registered six assists vs. Marquette

■ SEC statistical rankings: third in minutes/game (33.79) and 10th in 3-pointers/game (1.76)

■ SEC games statistical rankings: third in minutes/game (35.39), sixth in 3-point field goal percentage (.359) and 3-pointers/game

4 - Social | @RazorbackWBB

WHAT'S HE SAYIN'?

Trying to figure out what Coach Neighbors is saying on the bench? Don't worry - he has a language all his own.

Coach Neighbors plays Positionless Basketball. Instead of having guards, forwards and centers, he has Rabbits, Rackers, Locks and Dragons.



Rabbits run the floor and look to score quickly with a layup.



Rackers bring the ball up the floor and are trying to get to the rack.



Locks, generally good three-point shooters, are trying to win the race to the corners.



The Dragon is the last player down the court, dragging behind the others.

(2.00), 15th in free throw percentage (.742) and 19th in scoring (13.71)

■ Holds second most steals (240), third most points (1,811) and assists (391) and 14th most rebounds (553) among active players in the SEC

■ School record holder in games played and started, both with 151, and minutes (4,447)

■ **Daniels** has started in every game since her freshman year, being just one of 16 in the country to start in all games available for with 100+ starts

■ Highest scoring point guard in school history and is No. 5 on the all-time scoring list

■ Arkansas records: holds games started, games played and minutes records, third in steals, fourth in free throws attempted (574), fifth in free throws made (437) and 3-pointers attempted (663), sixth in 3-pointers made (230), ninth in assists and 26th in rebounds

■ Leads team in steals (48) and 3-point field goal percentage (.354)

■ The only player in school history to register 1,800 points, 500 rebounds, 300 assists and 200 steals in their career

■ One of three SEC WBB players selected to participate in the NCAA Above the Rim Summit during the Final Four Weekend in Cleveland from April 5-7

■ Named All-SEC Preseason Second Team twice in a row, including at the beginning of this 2023-24 season

■ Paced the team with 56 steals and was third in scoring with 13.2 points/game last season

■ Logged 27 double-digit scoring games with 12 4+ assists contests in 2022-23

■ Was No. 1 on Sportscenter for her buzzer beating against Vanderbilt

KEEPING IT 100

→ **Makayla Daniels** is one of 16 players in collegiate women's basketball to start in all games they have appeared in with a minimum 100 contests

→ Tied for second most starts among active players (as of games played through 2/26)

■ 153 - Kyla McMakin (St. Louis)

■ 151 - **Makayla Daniels (Arkansas)**

■ 151 - Jordan King (Marquette)

■ 149 - Elizabeth Kitley (Virginia Tech)

■ 148 - Courtney Whitson (Middle Tennessee)

■ 138 - Anna DeWolfe (Notre Dame)

■ 138 - Ivy Turner (EKU)

■ 133 - Kenna Squier (NJIT)

OUR RECORD WHEN...

| | |
|------------------------------|--------------|
| Overall | 18-11 |
| Home / Away / Neutral | 10-5/4-5/5-1 |
| SEC | 6-8 |
| Home / Away | 4-3/2-5 |
| White Uniforms | 12-4 |
| White w/ Pink Uniforms | 1-1 |
| Cardinal Uniforms | 4-4 |
| Anthracite Uniforms | 1-0 |
| Turquoise Uniforms | 1-0 |
| Pink Uniforms | 0-1 |

LEADS/QUARTERS/HALFTIME/OT

| | |
|---|------|
| Leading after the 1st quarter | 11-2 |
| Leading after the 2nd quarter/Half | 14-3 |
| Leading after the 3rd quarter | 15-2 |
| Leading at the half, home | 8-1 |
| Leading at the half, road/neutral | 6-2 |
| Tied at the half, home | 0-0 |
| Tied at the half, road/neutral | 0-0 |
| Games decided by 5 points or fewer | 6-3 |
| Games decided by 10 points or fewer | 7-6 |
| Leading with 5:00 left | 18-1 |
| Leading with 2:00 left | 17-0 |
| Overtime games | 0-0 |

OFFENSE

| | |
|---|-------|
| Scoring less than 70 points | 6-8 |
| Scoring 70-79 points | 5-2 |
| Scoring 80-89 points | 6-1 |
| Scoring 90-99 points | 0-0 |
| Scoring 100+ points | 1-0 |
| 2 Players Or Less in Double Figures | 3-3 |
| 3 Players in Double Figures | 6-4 |
| 4 Players in Double Figures | 5-2 |
| 5 Players in Double Figures | 4-1 |
| 5+ Players in Double Figures | 0-0 |
| When shooting 50 percent or higher | 1-0 |
| When shooting less than 50 percent | 17-11 |

REBOUNDING/TURNOVERS

| | |
|--|------|
| When outrebounding opponent | 12-0 |
| When outrebounded | 6-11 |
| When rebounds are even | 0-0 |
| When grabbing 10+ offensive reb | 11-3 |
| When forcing 15+ turnovers | 9-6 |
| When committing less than 15 turnovers | 12-7 |
| When committing 15+ turnovers | 6-4 |

Top Scorers (Includes Ties)

| | |
|--|------------------|
| Scott | |
| ULM, MSU, LR, @A-State, UCA, MU, @FSU, UCLA, LA Tech, UAPB, UofI, UIC, UIW, AUB, @TENN | |
| Spencer, SAM, UofI, @UK, @Bama, @LSU, @TAMU, VANDY | |
| Daniels | UW, UGA, UK, @UF |
| Poffenbarger | UCA, @MIZ, Bama |
| Dauda | MSU, MIZ |

Top Rebounders (Includes Ties)

| | |
|---|------------------|
| Poffenbarger | |
| ULM, MSU, LR, @A-State, MU, @FSU, UCLA, LA Tech, UAPB, SAM, UofI, UIC, UIW, @UK, UGA, @Bama, @MIZ, Bama, AUB, @UF, @TENN, MIZ, @TAMU, VANDY | |
| Dauda | UCA, UW, MSU, UK |
| Daniels | @LSU, @TENN |
| Spencer | @Bama, UK |

Months

| | |
|----------------|-----|
| November | 7-1 |
| December | 5-2 |
| January | 4-3 |
| February | 2-5 |
| March | 0-0 |

SKEATS-SKEAT!!

■ Juco product **Carly Keats** started in six straight games before suffering a broken nose at Missouri

■ Coming off 13 points with two 3-pointers in 30 minutes off the bench vs. Vanderbilt

■ After missing four games, made her return vs. Missouri at home, logging 11 points with two 3-pointers off the bench in 25 minutes. Had all of her points in the first half to provide an offensive spark for the Hogs

■ Delivered when her number was called vs. Georgia, earning her first career start and recording a career-high 16 points with two assists, while playing all 40 minutes

■ Has seven double-digit scoring games and five with 3+ 3-pointers made, while scoring double digits in six of 10 SEC contests to log 9.3 points per game in league games

■ Named an All-Region 23 Team at Jones College, making 55 3-pointers for a 34.8 percentage and averaging 9.7 points, 3.7 rebounds and 3.5 assists per game

■ Big in Jones winning its seventh straight region crown to punch a ticket to the NJCAA DI Tournament and an Elite 8 appearance

LET'S GO 55

■ **Emrie Ellis** is always ready to take the court when her name is called, benefitting from playing a lot as a freshman

■ Played nearly 13 minutes off the bench, logging two points and two rebounds vs. Vanderbilt

■ Has missed eight total games this year dealing with Tommy John, a rare basketball injury to her elbow

■ Logged season-high three blocks at No. 15 Florida State and at Tennessee

■ Her presence was huge at Arkansas State, where she knocked down back-to-back 3-pointers to finish with six points and one assist, while tallying a +20 efficiency in less than 13 minutes played

■ Last year as a sophomore, she played in 28 games, tacking on more valuable minutes in the latter part of the season

■ As a freshman, **Ellis** rejected five shots against UAPB, which was the most blocks in a single game by a Hog freshman since 2014

■ No. 48 overall recruit in ASGR's 2021 recruiting rankings and named ASA News All-Area Co-Player of the Year in 2021

REPPIN' HER HOME STATE

■ **Jenna Lawrence** was a four-star prospect and No. 61 overall player in the 2023 HoopGurlz Recruiting Rankings

■ Coming off playing nearly three minutes and logging a rebound vs. Vanderbilt

■ Played nearly nine minutes at Missouri, nailing down a 3-pointer at the buzzer at the end of the third quarter, which put the Hogs up for good. Finished game with three points, three rebounds, two steals and one block

■ Provided a big spark for the Hogs when the team was in an extended scoring drought vs. Mississippi State, logging six points off two 3-pointers, her first multi-3-pointer game of her career

■ Recorded her first career double-digit scoring game with 10 points off 3-of-4 shooting from the field vs. LA Tech

■ Led Farmington High School to a 4A girls state championship, being named the MVP after averaging 18.7 points and 7.1 rebounds per game as a senior

SPANISH SPECIAL

■ Arkansas WBB's seventh ever international player in **Cristina Sanchez Cerqueira** is a member of the Spanish National Team

■ Registered one block and played four minutes at Tennessee

■ Has played in five SEC games

■ Played nearly two minutes vs. Kentucky, finishing that game with two points and one rebound

■ Logged first collegiate field goal vs. Marquette

6 - Social | @RazorbackWBB

■ Represents her country in 3x3 tournaments, including just recently at the FIBA 3x3 World Cup in Debrecen, Hungary

■ With Segle XXI, played in 26 games, averaging 6.4 points, 5.4 rebounds and 1.3 steals per game last season

WHO IS READY FOR SOME BEA-BALL?

■ All-American soccer player **Bea Franklin** has joined the Hogs (as of late November) after an incredible five-year collegiate career on the pitch

■ Has not been with the team for the past month, as she has been drafted in the NWSL by the Chicago Red Stars in the third round, 41st overall pick. Camp started Tuesday, Jan. 23

■ Has played in three basketball games, most recently 2.5 minutes vs. Georgia

■ **Franklin** was a three-sport athlete at Seattle Prep, playing soccer, basketball and tennis

■ She led Seattle Prep to a 20-9 record in 2016-17, averaging 9.9 points, 4.6 rebounds, 4.1 assists and 1.5 steals per game that year. This was all happening while **Mike Neighbors** was the head coach at Washington

■ She is coming off being named the 2023 SEC Midfielder of the Year and Scholar-Athlete of the Year, while a two-time All-SEC recipient

PHENOM PHOENIX

■ Fall signee **Phoenix Stotijn** is enrolling early to Arkansas, and is a member of the Netherlands National Team

■ Will not play in the second half of the season, but will be a practice player and travel with the team

■ The 5-9 combo guard of the Netherlands played for Triple Threat, logging 13.6 points, 3.6 rebounds and 1.5 steals per game in the team's eight games

■ Eighth ever international player at Arkansas

YEAH, THAT'S A DEEP BACKCOURT

■ Arkansas has one, if not the most, stacked backcourts in the country led by guards **Makayla Daniels** and **Samara Spencer**, who are joined by newcomers **Taliah Scott** and **Carly Keats**

■ Among **Daniels**, **Scott** and **Spencer**, the three average 48.3 points per game (67.4 percent of the team's 71.7 points per game)

■ **Daniels**, **Spencer**, **Scott** and **Keats** accounted for 69 of the team's 100 points (69 percent) vs. LA Tech

■ In Arkansas' season opener vs. ULM, **Daniels**, **Scott** and **Spencer** combined for 62 of the team's 81 points (76 percent)

■ Last season, **Daniels** and **Spencer** combined for 27.6 points, 7.8 rebounds, 7.1 assists and 2.7 steals per game

■ The dynamic duo of **Daniels** and **Spencer** has combined for a career 248 games played, 3,133 points and 745 assists with the eight years of collegiate ball added up between the two

CLEAN BASKETBALL

■ Arkansas commits the least turnovers per game in the SEC with 12.7, which is 21st in the country

■ The Hogs played nearly 17 minutes before committing a turnover vs. Georgia

■ Arkansas had a season-low six turnovers committed at Texas A&M

DISCIPLINED BALL

■ Arkansas averages 14.4 fouls per game, which is the third lowest average in the SEC and 43rd in the country

RAINING TREYS

■ The Hogs lead the SEC in 3-pointers with 9.1 per game, which is 12th in the country

■ Arkansas leads the SEC and is fourth in the country in 3-point attempts/game (29.7)

■ Has registered 10+ 3-pointers in 14

games this season

■ Arkansas' season-high in 3-pointers made is 14, which the Hogs made vs. Louisiana Tech and Georgia

■ The Hogs attempted a program record 47 3-pointers at No. 10/9 LSU

■ Arkansas is third in 3-point attempts in a season (861) and fifth in most 3-pointers made in a season (265)

FINDING A HOME AT THE CHARITY STRIPE

■ The team is fourth in free throw makes/game (14.10) and free throw percentage (73.2) and sixth in free throw attempts/game (19.28) in the SEC

■ Arkansas is 50th in free throw makes/game in the NCAA

■ Arkansas went 20-of-20 from the free throw line at Florida, marking the fifth time in school history the Hogs have been perfect from the line with 10+ free throw makes. The 20-for-20 performance is one of the best showings for the Hogs in school history

■ The Hogs' 44 free throw attempts vs. ULM was the third most in a single game in school history. It is also tied for the ninth most in the country by a team this season

SHOT BLOCKERS

■ Arkansas has some talented shot blockers on the team this season

■ The Hogs are No. 4 in blocks/game (5.5) in the SEC, which is 12th in the country

■ Arkansas' 159 total blocks through 29 games is the fourth most in a single season

■ **Maryam Dauda** has logged 68 blocks this season, which accounts for 43 percent of the team's total

REBOUND IT!

■ Arkansas is fourth in defensive rebounds/game (28.7) in the SEC

■ Nationally, the Hogs are 29th in defensive rebounds/game

■ **Saylor Poffenbarger's** 11.8 rebounds/game accounts for 30 percent of the team's 38.8 boards/game, as well as her school record 276 defensive boards is 33 percent of the team's 831 on the defensive end

CONSISTENCY IN THE NEIGHBORS' ERA

■ Head coach **Mike Neighbors** has led the program to consistency, now entering his seventh season at the helm

■ Guided his teams to five straight postseason berths (including 2020 season, where team would have been lock for NCAA Tournament)

■ With another postseason appearance after this season, **Neighbors** will have matched the program record of six consecutive postseason qualifications, tying with his mentor **Gary Blair**

■ Only one of two teams in the SEC to have finished in the top 50 in the NET/RPI over the past four seasons (other team being South Carolina)

SIGNED, SEALED, DELIVERED

■ **Jada Bates** announced signing with Arkansas on Tuesday, Nov. 21

■ **Bates** is 6-3 and chose Arkansas over 16 other D1 schools

■ She is one of the top small forwards in the state of Georgia, playing for McEachern High School. She is logging 9.1 points, 4.4 rebounds and 1.3 blocks per game in her senior year

EUROPE TRIP

■ The Hogs went to Croatia and Greece this past summer, playing games and sightseeing Split and Dubrovnik in Croatia and Athens, Greece



HOMEGROWN HOGS

MARYAM DAUDA
R-SO. | F | BENTONVILLE, ARKANSAS

SASHA GOFORTH
R-JR. | G | FAYETTEVILLE, ARKANSAS

JENNA LAWRENCE
FR. | F | FARMINGTON, ARKANSAS

LOREN LINDSEY
SO. | G | FAYETTEVILLE, ARKANSAS

- Four players on the roster are Arkansas natives and that starts from the top down with Mike Neighbors, who was born and raised in Greenwood, Arkansas and a UofA alum
- Maryam Dauda was a star at Bentonville HS, having left the school as the program record holder in scoring (1,401), rebounding (867) and blocks (339). She was No. 11 player in the country in the 2021 class and a McDonald's All-American
- Sasha Goforth is a Fayetteville HS product, rated as the No. 21 overall player in the 2020 class and named a McDonald's All-American
- Jenna Lawrence made her name known in NWA at Farmington HS, leading FHS to the 2023 4A state title and being named the MVP. She was the No. 61 ranked player in the 2023 recruiting class
- Loren Lindsey is another Fayetteville HS product, who was named to the All-Conference 6A West All-Defensive Team. She joined Arkansas as a walk-on

OKLAHOMIES

EMRIE ELLIS
JR. | F | VANOSS, OKLAHOMA

KARLEY JOHNSON
SO. | G | OKLAHOMA CITY, OKLAHOMA

- Emrie Ellis is from a small town in Southeast Oklahoma and led Vanoss HS to the Class A State Final. She led the state in rebounds and blocks in 2018
- Karley Johnson is an Oklahoma City product and made her name known at Mustang HS, where she led the Broncos to a No. 12 state ranking as a junior and was second in state in taking charges



SPAIN SPECIAL

CRISTINA SANCHEZ CERQUEIRA
FR. | G | GRANADA, SPAIN

- Cristina Sanchez Cerqueira is Arkansas' seventh ever international player and represents her country by playing on the Spain National Team




MARYLAND MAGIC

MAKAYLA DANIELS
GR. | G | FREDERICK, MARYLAND

SAYLOR POFFENBARGER
R-SO. | G | MIDDLETOWN, MARYLAND

- Makayla Daniels was the first ever Maryland signee at Arkansas
- Daniels was named Maryland Miss Basketball and left Frederick HS as the all-time leading scorer (boys and girls)
- Saylor Poffenbarger was also a Maryland Miss Basketball winner and a two-time conference player of the year at Middletown HS. She was also the No. 30th ranked player in the 2021 class



NOT IN KANSAS ANYMORE

MARYN ARCHER
FR. | G | DERBY, KANSAS

- Took Derby HS to the 6A Semifinals as a sophomore and paced the team in steals and assists during her junior year



SUNSHINE STATE STARS

TALIAH SCOTT
FR. | G | ORANGE PARK, FLORIDA

SAMARA SPENCER
JR. | G | FORT LAUDERDALE, FLORIDA

- Taliah Scott is coming into Arkansas as a five-star, No. 11 ranked player in the country out of Orange Park, Florida. At St. Johns Country Day, she averaged 36.2 points per game as a senior and was named the Gatorade Florida Girls Basketball Player of the Year
- Samara Spencer led St. Thomas Aquinas to the state title during her senior season and was named the 2021 Broward County's 7A-6A Player of the Year



THE SIP

CARLY KEATS
SO. | G | CHOCTAW, MISSISSIPPI

- Led Neshoba Central to an unblemished 33-0 record and a 5A State Championship in Mississippi as a senior and was an All-Region 3-5A selection



RECORD WATCH

CAREER POINTS

| | | |
|-----|-----------------------------------|--------------|
| 1. | Bettye Fiscus (81-85) | 2,073 |
| 2. | Shameka Christon (00-04) | 1,951 |
| 3. | Chelsea Dungee (18-21) | 1,903 |
| 4. | Jessica Jackson (14-17) | 1,865 |
| 5. | Makayla Daniels (19-pres.) | 1,811 |
| 6. | Delmonica DeHorney (87-91) | 1,785 |
| 7. | Kimberly Wilson (93-97) | 1,733 |
| ... | | |
| 16. | Sytia Messer (95-99) | 1,379 |
| 17. | Lyndsay Harris (09-12) | 1,347 |
| 18. | Samara Spencer (21-pres.) | 1,322 |
| 19. | Malica Monk (16-19) | 1,320 |

CAREER REBOUNDS

| | | |
|-----|---------------------------------------|------------|
| 1. | Shelly Wallace (85-89) | 1,013 |
| 2. | Bettye Fiscus (81-85) | 785 |
| ... | | |
| 20. | Sarah Watkins (10-13) | 604 |
| 21. | Sytia Messer (95-99) | 603 |
| 22. | Saylor Poffenbarger (22-pres.) | 585 |
| 23. | Erynn Barnum (19-23) | 579 |
| 24. | Dana Cherry (99-03) | 563 |
| 25. | Kiara Williams (16-20) | 557 |
| 26. | Makayla Daniels (19-pres.) | 556 |
| 27. | Quistelle Williams (10-13) | 548 |
| 28. | Kelly Johnson (92-96) | 534 |

CAREER DEFENSIVE REBOUNDS

| | | |
|---------------|---------------------------------------|------------|
| (Since 05-06) | | |
| 1. | Jessica Jackson (14-17) | 513 |
| 2. | Saylor Poffenbarger (22-pres.) | 501 |
| | C'eira Ricketts (09-12) | 470 |

CAREER ASSISTS

| | | |
|-----|-----------------------------------|------------|
| 1. | Amy Wright (98-02) | 717 |
| 2. | Calli Berna (12-15) | 667 |
| 3. | Amber Nicholas (88-92) | 538 |
| ... | | |
| 7. | Brittney Vaughn (04-08) | 424 |
| 8. | Rochelle Vaughn (02-06) | 421 |
| 9. | Makayla Daniels (19-pres.) | 393 |
| 10. | Malica Monk (16-19) | 369 |
| 11. | Samara Spencer (21-pres.) | 364 |
| 12. | Donna Wilson (87-89) | 332 |
| | Kimberly Wilson (93-97) | 332 |

CAREER FREE THROWS MADE

| | | |
|----|-----------------------------------|------------|
| 1. | Chelsea Dungee (18-21) | 552 |
| 2. | Bettye Fiscus (81-85) | 485 |
| 3. | Christy Smith (94-98) | 461 |
| 4. | Delmonica DeHorney | 451 |
| 5. | Makayla Daniels (19-pres.) | 437 |
| 6. | Jessica Jackson (14-17) | 389 |

CAREER FREE THROWS ATTEMPTED

| | | |
|----|-----------------------------------|------------|
| 1. | Chelsea Dungee (18-21) | 688 |
| 2. | Delmonica DeHorney (87-91) | 648 |
| 3. | Bettye Fiscus (81-85) | 622 |
| 4. | Makayla Daniels (19-pres.) | 573 |
| 5. | Christy Smith (94-98) | 551 |

CAREER 3-POINTERS MADE

| | | |
|----|-----------------------------------|------------|
| 1. | Wendi Willits (97-01) | 316 |
| 2. | Lyndsay Harris (09-12) | 283 |
| 3. | Kimberly Wilson (93-97) | 267 |
| | India Lewis (99-03) | 267 |
| 5. | Amber Ramirez (19-22) | 261 |
| 6. | Makayla Daniels (19-pres.) | 230 |
| 7. | Jessica Jackson (14-17) | 198 |

CAREER 3-POINTERS ATTEMPTED

| | | |
|----|-----------------------------------|------------|
| 1. | Lyndsay Harris (09-12) | 858 |
| 2. | India Lewis (99-03) | 787 |
| 3. | Wendi Willits (97-01) | 771 |
| 4. | Kimberly Wilson (93-97) | 673 |
| 5. | Makayla Daniels (19-pres.) | 663 |
| 6. | Amber Ramirez (19-22) | 608 |

CAREER STEALS

| | | |
|----|-----------------------------------|------------|
| 1. | C'eira Ricketts (09-12) | 321 |
| 2. | Tracy Webb (83-87) | 293 |
| 3. | Makayla Daniels (19-pres.) | 240 |
| 4. | Christy Smith (94-98) | 239 |
| 5. | Calli Berna (12-15) | 223 |
| 6. | Amber Nicholas (88-92) | 220 |

CAREER GAMES STARTED

| | | |
|----|-----------------------------------|------------|
| 1. | Makayla Daniels (19-pres.) | 151 |
| 2. | C'eira Ricketts (09-12) | 128 |
| 3. | Amy Wright (99-02) | 125 |
| 4. | Malica Monk (16-19) | 122 |

CAREER GAMES PLAYED

| | | |
|----|-----------------------------------|------------|
| 1. | Makayla Daniels (19-pres.) | 151 |
| 2. | Sarah Watkins (09-13) | 131 |
| | Amy Wright (98-02) | 131 |
| | Wendi Willits (98-01) | 131 |

CAREER MINUTES

| | | |
|----|-----------------------------------|-------------|
| 1. | Makayla Daniels (19-pres.) | 4447 |
| 2. | Calli Berna (11-15) | 4239 |
| 3. | C'eira Ricketts (09-12) | 4231 |
| 4. | Christy Smith (94-98) | 3960 |

INDIVIDUAL SEASON DEF. REBOUNDS

| | | |
|----|------------------------------------|------------|
| 1. | Saylor Poffenbarger (23-24) | 276 |
| 2. | Shelly Wallace (88-89) | 270 |
| 3. | Shelly Wallace (87-88) | 247 |
| 4. | Saylor Poffenbarger (22-23) | 225 |
| 5. | Lauren Ervin (06-07) | 190 |

INDIVIDUAL SEASON REBOUNDS

| | | |
|----|------------------------------------|------------|
| 1. | Shelly Wallace (88-89) | 381 |
| 2. | Saylor Poffenbarger (23-24) | 330 |
| 3. | Shelly Wallace (87-88) | 329 |
| 4. | Lauren Ervin (06-07) | 319 |
| 5. | Saylor Poffenbarger (22-23) | 255 |
| 6. | Melissa Wolff (14-15) | 251 |
| 7. | Ashley Daniels (10-11) | 248 |

INDIVIDUAL SEASON FREE THROWS MADE

| | | |
|-----|---|------------|
| 1. | Chelsea Dungee (18-19) | 229 |
| 2. | Chelsea Dungee (20-21) | 177 |
| ... | | |
| 7. | Shameka Christon (03-04) | 126 |
| 8. | Malica Monk (17-18) | 114 |
| 9. | Samara Spencer (23-24) | 113 |
| 10. | Kristin Peoples (04-05) | 113 |
| 11. | Jessica Jackson (13-14) | 111 |
| 12. | Makayla Daniels (21-22) | 103 |
| 13. | Sarah Watkins (12-13) | 101 |
| | C'eira Ricketts (10-11) | 101 |
| 15. | Jessica Jackson (14-15) | 99 |
| 16. | Sarah Watkins (10-11) | 97 |
| 17. | Alexis Tolefree (19-20) | 95 |
| 18. | Dana Cherry (19-20) | 93 |
| | India Lewis (02-03) | 93 |
| | Dana Cherry (01-02) | 93 |
| | Outside Looking in: Taliah Scott (23-24) | 88 |

INDIVIDUAL SEASON FREE THROW ATTEMPTS

| | | |
|-----|-------------------------------|------------|
| 1. | Chelsea Dungee (18-19) | 275 |
| 2. | Chelsea Dungee (20-21) | 224 |
| ... | | |
| 9. | Kristin Peoples (04-05) | 163 |
| 10. | Samara Spencer (23-24) | 152 |
| 11. | Malica Monk (10-11) | 146 |
| 12. | Sarah Watkins (10-11) | 141 |
| 13. | Jessica Jackson (13-14) | 138 |
| 14. | Shameka Christon (01-02) | 133 |

INDIVIDUAL SEASON BLOCKS

| | | |
|-----|------------------------------------|-----------|
| 1. | Delmonica DeHorney (89-90) | 83 |
| 2. | Lauren Ervin (06-07) | 76 |
| 3. | Delmonica DeHorney (90-91) | 70 |
| 4. | Maryam Dauda (23-24) | 68 |
| 5. | Sasha Goforth (21-22) | 66 |
| 6. | Sarah Watkins (11-12) | 63 |
| 7. | Sarah Watkins (10-11) | 58 |
| 8. | Kiara Williams (18-19) | 54 |
| | Delmonica DeHorney (87-88) | 54 |
| | Shameka Christon (01-02) | 53 |
| ... | | |
| 16. | Erynn Barnum (22-23) | 38 |
| 17. | Shameka Christon (02-03) | 35 |
| 18. | Saylor Poffenbarger (23-24) | 34 |
| 19. | Jessica Jackson (15-16) | 33 |
| | Jessica Jackson (14-15) | 33 |
| | Ayana Brereton (07-08) | 33 |
| | Whitney Jones (06-07) | 33 |

INDIVIDUAL SEASON DOUBLE-DOUBLES

| | | |
|---------------|------------------------------------|----------|
| (Since 02-03) | | |
| 1. | Lauren Ervin (06-07) | 14 |
| 2. | Saylor Poffenbarger (23-24) | 9 |
| | Lauren Ervin (07-08) | 9 |
| 4. | Devin Cosper (17-18) | 7 |
| | Ashley Daniels (10-11) | 7 |

TEAM 3-POINTERS MADE

| | | |
|----|-----------------------|----------------|
| 1. | 314 (32 games) | 2019-20 |
| 2. | 305 (37 games) | 2022-23 |
| 3. | 296 (37 games) | 2018-19 |
| 4. | 267 (28 games) | 2020-21 |
| 5. | 265 (29 games) | 2023-24 |
| 6. | 258 (32 games) | 2021-22 |
| 7. | 237 (31 games) | 2017-18 |
| 8. | 202 (29 games) | 2005-06 |
| | 202 (33 games) | 2000-01 |

TEAM 3-POINTERS ATTEMPTED

| | | |
|----|-----------------------|----------------|
| 1. | 1007 (37 games) | 2022-23 |
| 2. | 922 (37 games) | 2018-19 |
| 3. | 861 (29 games) | 2023-24 |
| 4. | 826 (31 games) | 2017-18 |
| 5. | 809 (32 games) | 2021-22 |
| 6. | 808 (32 games) | 2019-20 |
| 7. | 658 (28 games) | 2008-09 |
| 8. | 636 (28 games) | 2005-06 |

TEAM DEFENSIVE REBOUNDS

| | | |
|----|------------|----------------|
| 1. | 1033 | 2006-07 |
| 2. | 933 | 2018-19 |
| 3. | 888 | 2019-20 |
| 4. | 879 | 2010-11 |
| 5. | 851 | 2021-22 |
| 6. | 845 | 2014-15 |
| 7. | 831 | 2023-24 |
| 8. | 822 | 2012-13 |

TEAM BLOCKS

| | | |
|----|-----------------------|----------------|
| 1. | 165 (31 games) | 2006-07 |
| 2. | 161 (37 games) | 2022-23 |
| 3. | 160 (32 games) | 2021-22 |
| 4. | 159 (29 games) | 2023-24 |
| 5. | 146 (37 games) | 2018-19 |
| 6. | 139 (30 games) | 2013-14 |
| 7. | 137 (31 games) | 2009-10 |
| | 136 (32 games) | 2001-02 |

2023-24 ROSTER @RAZORBACKWBB

NUMERICAL

| NO. | NAME | POS | HT | CL | HOMETOWN/PREVIOUS SCHOOL | TWITTER |
|-----|----------------------------|-----|------|-------|--|------------------|
| 0 | Taliah Scott | G | 5-9 | Fr. | Orange Park, Fla./St. Johns Country Day School | @thetaliahscott |
| 1 | Phoenix Stotijn* | G | 5-9 | Fr. | Amsterdam, Netherlands | @Phoenixstotijn |
| 2 | Samara Spencer | G | 5-7 | Jr. | Fort Lauderdale, Fla./St. Thomas Aquinas | @samaraaspencer |
| 4 | Saylor Poffenbarger | G | 6-2 | R-So. | Middletown, Md./UConn | @saylorpoff |
| 8 | Bea Franklin | G | 5-10 | Gr. | Seattle, Wash./Seattle Prep | @beafranklin2000 |
| 10 | Cristina Sanchez Cerqueira | F | 6-1 | Fr. | Granada, Spain/Segle XXI | @cristiinita7 |
| 13 | Sasha Goforth | G | 6-1 | R-Jr. | Fayetteville, Ark./Oregon State | @goforthsasha |
| 20 | Karley Johnson | G | 5-9 | So. | Oklahoma City, Okla./Mustang | @karleyjohnsonOK |
| 21 | Loren Lindsey | G | 5-11 | So. | Fayetteville, Ark./Fayetteville | @lorenbailey7766 |
| 23 | Carly Keats | G | 5-8 | So. | Choctaw, Miss./Jones College | @keatscarly |
| 30 | Maryam Dauda | F | 6-4 | R-So. | Bentonville, Ark./Bentonville | @maryamdada30 |
| 34 | Jenna Lawrence | F | 6-3 | Fr. | Farmington, Ark./Farmington | @jennalawrence34 |
| 43 | Makayla Daniels | G | 5-8 | Gr. | Frederick, Md./Frederick | @makayladaniels5 |
| 44 | Maryn Archer | G | 5-7 | Fr. | Derby, Kan./Derby | @marynarcher |
| 55 | Emrie Ellis | F | 6-3 | Jr. | Vanoss, Okla./Vanoss | @ellisemrie |

COACHING STAFF

| Title | Name | Year | Alma Mater |
|----------------------------------|----------------|-------------|---------------------------|
| Head Coach | Mike Neighbors | 7th Season | Arkansas, 1993 |
| Associate Head Coach | Todd Schaefer | 7th Season | Thomas More College, 1995 |
| Assistant Coach | Pauline Love | 7th Season | Southern Miss, 2010 |
| Assistant Coach | Lacey Goldwire | 5th Season | Oklahoma State, 2010 |
| Director of Operations | Amber Shirey | 36th Season | Arkansas, 1992 |
| Dir. of Student-Athlete Devel. | Jayci Stone | 2nd Season | Kansas State, 2008 |
| Dir. of Video/Special Ast. to HC | Evan Johnston | 1st Season | Arkansas, 2022 |

ELIGIBILITY

Seniors (2)

Makayla Daniels (5th)
Bea Franklin

Juniors (3)

Emrie Ellis
Sasha Goforth (RS)
Samara Spencer

Sophomores (5)

Maryam Dauda (RS)
Karley Johnson
Carly Keats
Loren Lindsey
Saylor Poffenbarger (RS)

Freshman (5)

Maryn Archer
Jenna Lawrence
Cristina Sanchez Cerqueira
Taliah Scott
Phoenix Stotijn

ALPHABETICAL

| NO. | NAME | POS | HT | CL | HOMETOWN/PREVIOUS SCHOOL |
|-----|----------------------------|-----|------|-------|--|
| 44 | Maryn Archer | G | 5-7 | Fr. | Derby, Kan./Derby |
| 43 | Makayla Daniels | G | 5-8 | Gr. | Frederick, Md./Frederick |
| 30 | Maryam Dauda | F | 6-4 | R-So. | Bentonville, Ark./Bentonville |
| 55 | Emrie Ellis | F | 6-3 | Jr. | Vanoss, Okla./Vanoss |
| 8 | Bea Franklin | G | 5-10 | Gr. | Seattle, Wash./Seattle Prep |
| 13 | Sasha Goforth | G | 6-1 | R-Jr. | Fayetteville, Ark./Oregon State |
| 20 | Karley Johnson | G | 5-9 | So. | Oklahoma City, Okla./Mustang |
| 23 | Carly Keats | G | 5-8 | So. | Choctaw, Miss./Jones College |
| 34 | Jenna Lawrence | F | 6-3 | Fr. | Farmington, Ark./Farmington |
| 21 | Loren Lindsey | G | 5-11 | So. | Fayetteville, Ark./Fayetteville |
| 4 | Saylor Poffenbarger | G | 6-2 | R-So. | Middletown, Md./UConn |
| 10 | Cristina Sanchez Cerqueira | F | 6-1 | Fr. | Granada, Spain/Segle XXI |
| 0 | Taliah Scott | G | 5-9 | Fr. | Orange Park, Fla./St. Johns Country Day School |
| 2 | Samara Spencer | G | 5-7 | Jr. | Fort Lauderdale, Fla./St. Thomas Aquinas |
| 1 | Phoenix Stotijn* | G | 5-9 | Fr. | Amsterdam, Netherlands |

* Sitting out 2023-24



BY STATE

ARKANSAS (4)

Maryam Dauda
Sasha Goforth
Jenna Lawrence
Loren Lindsey

Bentonville
Fayetteville
Farmington
Fayetteville

FLORIDA (2)

Taliah Scott
Samara Spencer

Orange Park
Fort Lauderdale

KANSAS (1)

Maryn Archer

Derby

MARYLAND (2)

Makayla Daniels
Saylor Poffenbarger

Frederick
Middletown

OKLAHOMA (2)

Emrie Ellis
Karley Johnson

Vanoss
Mustang

WASHINGTON (1)

Bea Franklin

Seattle

NETHERLANDS (1)

Phoenix Stotijn

Amsterdam

SPAIN (1)

Cristina Sanchez Cerqueira

Granada

FA-NETIK
PRONUNCIATIONS

- 1 Stow-Tyne
- 2 Suh-MARE-uh
- 4 like burger but bar
- 30 Mair-ee-um DOW-duh
- 44 Mair-en
- 55 em-REE

OFFENSE

| | |
|--|--|
| Scored 110+----- | 110, vs. Providence (11-16-98) |
| Scored 100+ points at home ----- | 100, vs. LA Tech (12-7-23) |
| Scored 100+ points on the road ----- | 108, at Ole Miss (2-16-20) 108, Baylor (3-6-91) |
| Scored 90-99 points ----- | 92, vs. Oral Roberts (12-4-22) |
| Scored 90+ points at home ----- | 92, vs. Oral Roberts (12-4-22) |
| Scored 90+ points on the road ----- | 93, at Little Rock (11-20-22) |
| Scored 80-89 points ----- | 81, at Florida (2-8-24) |
| Scored 80-89 points at home ----- | 88, vs. Kentucky (1-25-24) |
| Scored 80-89 points on the road ----- | 81, at Florida (2-8-23) |
| Was held to 50-59 ----- | 53, vs. Vanderbilt (2-25-24) |
| Was held to 49-40 ----- | 48 at Georgia (2-19-23) |
| Was held to 39-20 ----- | 34, at LSU, 2-7-19 |
| Was held to 20 or less ----- | N/A |
| Made 40+ field goals ----- | 40, vs. Central Arkansas (12-13-20) |
| Made 17+ three-point field goals ----- | 19, vs. Alabama (2-28-21) |
| Made 10+ three-point field goals ----- | 11, at Florida (2-8-24) |
| Did not make 3-pointer (since 1986)----- | 0-10, at LSU, (2-7-19) |
| Made 30 free throws ----- | 30 (30-39), vs. No. 4 Baylor (12-6-20) |
| Made 25 free throws ----- | 25 (25-35), vs. Vanderbilt (1-16-23) |
| Shot 50-59 or better ----- | 55.4, vs. LA Tech (12-7-23) |
| Shot 60 percent or better ----- | .625 (30-48), vs. Little Rock (11-20-22) |
| Held to less than 30 percent ----- | .278 (20-72), at No. 10/9 LSU (1-21-24) |
| Held to less than 20 percent ----- | .182 (10-55), vs. No. 6 Tennessee (1-8-12; L, 38-69) |
| Had 20 or more assists in a game ----- | 20, vs. LA Tech (3-16-23) |

DEFENSE

| | |
|---|--|
| Allowed 100 points----- | 104, at No. 4 South Carolina (1-18-21) |
| Allowed 80-99 points----- | 81, at Tennessee (2-12-24) |
| Held opponent to 40-49 points ----- | 43, vs. Georgia (1-7-24) |
| Held opponent to 39-30 ----- | 36, vs. Little Rock (11-14-23) |
| Held an SEC opponent under 50 points in 3 cons. games ----- | 47, vs. Auburn (1-29-15; W, 52-47), ----- Alabama (2-1-15; W, 53-42), No. 24/21 Georgia (2-9-15; W, 54-48) |
| Held opponent to 29 points or less ----- | 23, vs. Binghamton, 11-30-13 |
| Held an opponent under 15 points in a half ----- | 14, vs. Little Rock (11-14-23) |
| Held an opponent to 2 points in a quarter ----- | 2, vs. UCA (12-13-20) |
| Held opponent under 15 field goals ----- | 14, vs. Little Rock (11-14-23) |
| Held opponent to less than 30 percent shooting ----- | 26.6 (17-64), vs. Georgia (1-7-24) |
| Held opponent to less than 20 percent shooting ----- | 19.7 (13-66), vs. Northwestern State (12-15-19) |
| Held opponent under 15 percent from 3-point ----- | 14.3 (2-14), vs. Mississippi State (1-11-24) ----- 0.0 (0-10), at Kentucky (1-4-24) ----- 0.0 (0-8), vs. Illinois (12-20-23) |
| Opponent did not make a 3-pointer ----- | 0, at Kentucky (1-4-24) ----- 0, vs. Illinois (12-20-23) |
| Had 70+ rebounds ----- | 74, vs. Mississippi Valley State (11-24-89) |
| Had 60-69 rebounds ----- | 64, vs. Prairie View A&M (12-16-18) |
| Had 50-59 rebounds ----- | 52, at Alabama (1-14-24) |
| Had 10 or more blocked shots in a game ----- | 11, at Alabama (1-14-24) |
| Had 20 or more steals in a game ----- | 20, vs. ORU (11-13-13) |
| Had 15 or more steals in a game ----- | 18, vs. UT Martin (12-29-19) |
| Forced 25+ turnovers in a game ----- | 28, vs. Northern Arizona (11-24-22) |

OTHER

| | |
|--|---|
| Won an overtime game ----- | 61-52, vs. Missouri (3-3-22) |
| Lost an overtime game ----- | 76-73, vs. Ole Miss (1-29-23) |
| Won a double overtime game ----- | 73-72, vs. Florida (1-29-12) |
| Lost a double overtime game ----- | N/A |
| Won a triple overtime game ----- | 91-80, Win in 3OT, 2-10-13, at Alabama |
| Won at the buzzer ----- | 60-59, vs. Illinois (Maryam Dauda, 12-20-23) |
| Played consecutive OT games ----- | 1-24-16 at Auburn (lost); 1-28-16 vs. Florida (lost) |
| Won regular season tournament ----- | Paradise Jam (St. Thomas, U.S. Virgin Islands, Nov. 24-26, 2022) |
| Defeated ranked team ----- | 71-58, at No. 15 Florida State (11-30-23) |
| Defeated a ranked team on the road ----- | 71-58, at No. 15 Florida State (11-30-23) |
| All-time SEC win streak ----- | 8 games (1-15-12: Auburn through 2-15-12: at Auburn) |
| All-time SEC home win streak ----- | 5 games (1-15-12: Auburn -- 2-9-12: South Carolina) ----- 5 games (1-14-21: Florida -- 2-28-21: Alabama) |

A RAZORBACK PLAYER ...

| | |
|--|--|
| Scored 20-24 points ----- | 24, Samara Spencer, at Texas A&M (2-22-24) |
| Scored 25-29 points ----- | 26, Makayla Daniels, at Florida (2-8-24) |
| Scored 30+ points ----- | 33, Taliah Scott, vs. Auburn (2-4-23) |
| Scored 40+ points ----- | 41, Chelsea Dungee vs. Auburn (2-10-19) |
| Scored 20+ points 10 times in a season ----- | Taliah Scott (13x 2023-24) ----- Chelsea Dungee (17x 2020-21), Chelsea Dungee(11x 2019-20) & Chelsea Dungee (20x 2018-19) |
| Double figures in 15 consecutive games (season) ----- | Jessica Jackson, 11/11/16, LSU 1-8-17 ----- Chelsea Dungee, 26 games, (2018-19 & 2019-20) ----- Chelsea Dungee, 31 games, (2019-20 & 2020-21) ----- Amber Ramirez, 16 games (2021-22) |
| Five players scored double figures in 1 game ----- | vs. Missouri (2-18-24) ----- Dauda (18), Daniels (14), Spencer (14), Poffenbarger (13), Keats (11) |
| Five starters in double figures ----- | vs. Kentucky (1-25-24) ----- Daniels (22), Dauda (16), Johnson (14), Keats (14), Spencer (13) |
| Seven players scored in double figures in 1 game ----- | vs. Northwestern State (11-9-18) ----- (Tolefree 19, Gaulden 16, Monk 12, Doumbia 11, Dungee 11, Thomas 11, Williams 10) |
| Made 10+ field goals in a game ----- | 10, Taliah Scott, at Tennessee (2-12-24) |
| Attempted 20+ field goals in a game ----- | 21, Samara Spencer, vs. Vanderbilt (2-25-24) |
| Made 10 free throws in a game ----- | 10, Samara Spencer, vs. ULM (11-7-23) |
| Made 7 or more 3-pt FG in a game ----- | 8, Saylor Poffenbarger, at Missouri (1-28-24) |
| Attempted 10 or more 3-pt FG in a game ----- | 14, Taliah Scott, at Tennessee (2-12-24) |
| Had 10-14 rebounds ----- | 12, Saylor Poffenbarger, vs. Vanderbilt (2-25-24) |
| Had 15-19 rebounds ----- | 17, Saylor Poffenbarger, vs. Georgia (1-7-24) |
| Had 20+ rebounds ----- | 23, Saylor Poffenbarger, at No. 15 Florida State (11-30-23) (school record) |
| Had 10 offensive reb - Records go back to 05-06 ----- | 11, Melissa Wolff ----- vs. New Orleans (1-30-15) |
| Had 10+ defensive reb - Records go back to 05-06 ----- | 12, Saylor Poffenbarger, vs. Vanderbilt (2-25-24) |
| Had 10+ assists ----- | 11, Samara Spencer, vs. LA Tech (3-16-23) |
| Had 10+ assists in consecutive games ----- | Jailyn Mason (11 vs. HBU, 12-28-16 and 10 at Ole ----- Miss, 1-1-17) & Calli Berna (11 vs. No. 10/8 Kentucky, 2/7/13 and 11 at Alabama, 2/10/13) |
| Had 5+ blocks in a game ----- | 10, Maryam Dauda, at Alabama (1-14-24) |
| Had 10+ blocks in a game ----- | 10, Maryam Dauda, at Alabama (1-14-24) (school record) |
| Had 5 or more steals in a game ----- | 5, Makayla Daniels, vs. Georgia (1-7-24) |
| Had a double-double ----- | 13 points and 11 rebounds, Saylor Poffenbarger, vs. Missouri (2-18-24) |
| Had a double-double in two consecutive games ----- | Maryam Dauda, vs. Mississippi State & at Alabama (2024) ----- 17 pts & 13 rbd vs. Mississippi State (1/11/24)/12 rbd & 10 blks at Alabama (1/14/24) |
| Had two players record a double-double ----- | Samara Spencer (31 pts/14 reb) & ----- Maryam Dauda (12 rbd/10blks), at Alabama (1-14-24) |
| Had seven double-doubles in a season ----- | Saylor Poffenbarger, 8, 2023-24 ----- (MSU @FSU, LA TECH, UAPB, UIC, UGA, BAMA, @UF) |
| Had 10+ double-doubles in a season ----- | 2006-07, Lauren Ervin (14) |
| Had a triple-double ----- | 14 pts, 13 rbd, 12 asts, C'eira Ricketts vs. Auburn (1-18-09) |

MORE ABOUT MIKE

Hometown: Greenwood, Ark. (Greenwood HS)
 Family: Daughter Abby; Sons Alec, Bowen and Barrett; granddaughter Emzey
 Alma Mater: Arkansas, 1993

NEIGHBORS BY THE NUMBERS

| | |
|-----|----------------------------------|
| 235 | Wins (235-129, 11 seasons) |
| 16 | Signed McDonalds' All-Americans |
| 11 | Years as a head coach |
| 9 | Postseason appearances |
| 5 | Players drafted in the WNBA (HC) |
| 1 | Final Four appearance |



LEARN MORE

Sign up for Mike Neighbors' news-letter and listen to his podcasts at CoachNeighbors.com

NABES FAVES

TOP 10 MOVIES

1. A Few Good Men
2. The Hunt For Red October
3. The Silence Of The Lambs
4. Hoosiers
5. O Brother, Where Art Thou?
6. Moneyball
7. Top Gun
8. Zero Dark Thirty
9. The Lion King
10. Purple Rain

See the entire list here: <http://imdb.to/2royaEO>

TOP 10 SONGS

1. Sweet Child O' Mine (Guns N' Roses)
2. You Shook Me All Night Long (AC/DC)
3. Man In The Mirror (Michael Jackson)
4. Amarillo By Morning (George Strait)
5. Jessie's Girl (Rick Springfield)
6. Hysteria (Def Leppard)
7. Fishin' In The Dark (Nitty Gritty Dirt Band)
8. The Ballad of Curtis Loew (Lynyrd Skynyrd)
9. Wanted Dead Or Alive (Bon Jovi)
10. Let's Go Crazy (Prince)

TOP 10 TV SHOWS

1. West Wing (first three seasons)
2. Ted Lasso
3. The Wire
4. Breaking Bad
5. Seinfeld
6. The Newsroom
7. Prison Break
8. Arrested Development
9. Game of Thrones
10. The Goldbergs



MIKE NEIGHBORS

Seventh Season | Career Record: 235-129 (11) | Arkansas Record: 137-88 (7)

Arkansas women's basketball has been transformed into a nationally recognized program in just six short years thanks to head coach Mike Neighbors. During his time back home at his alma mater, Neighbors has guided his Hogs to the best six-year period of sustained success in program history with 120 wins and five postseason qualifications in that time. The proof of his success, and the success of his system, lies in the numbers - Neighbors has accumulated 218 wins during his 10 seasons as a head coach, the most of any Power 5 head coaches in 10 or fewer seasons, as well as one of only two NCAA Division I Head Coaches.

Entering his seventh season on the bench for Arkansas, the program is coming off its fifth consecutive winning season, four straight postseason appearance (would be five had the 2020 NCAA Tournament had not been cancelled due to the COVID-19 pandemic, as Arkansas was a lock to make the Big Dance) and third 20+ win season in the Neighbors' era.

In 2022-23, the Hogs started out the season 13-0, which was tied for the second-best start in program history. Going into Mid-December, the Hogs were ranked as high as No. 17 in the AP Poll. The Hogs won another SEC Tournament game in comeback fashion versus Missouri to make it to the quarterfinals and hold the best winning percentage in the SEC Tournament among all coaches in Arkansas history with an 8-6 record. Continuing into postseason, Arkansas became the automatic bid out of the SEC to the Postseason WNIT, making it to the Great 8, while being able to host three of its four games at Bud Walton Arena. Neighbors led the Hogs to two All-SEC selections, including Second Team choice Erynn Barnum, who was also on the Midseason Top 10 List for the Katrina McClain Award, as well as All-Freshman selection Saylor Poffenbarger, who broke a school record for five SEC Freshman of the Week accolades. The Hogs finished the season with 24 wins, which tied for the most in the Neighbors' era and matches the fourth most in a single season in program history. Additionally, four players averaged double digits in scoring, the most in the Southeastern Conference.

Prior to Arkansas, Neighbors guided Washington to four seasons of unprecedented success, highlighted by the 2016 NCAA Final Four and two NCAA Sweet 16 appearances. Neighbors was an assistant for the Huskies prior to this promotion and also has had stops at Xavier, Tulsa, Colorado and Arkansas as an assistant.

A native of Greenwood, Arkansas, Neighbors received his associate degree at the University of Arkansas - Fort Smith and his bachelor's degree from the University of Arkansas in 1993. Neighbors is married to Jayci Stone. He has four children, a daughter, Abby and three sons, Alec, Bowen and Barrett, as well as a granddaughter, Emzey.

TIMELINE

| | |
|---------------------------------------|--------------|
| → Bentonville HS Head Coach | 1994-98 |
| → Cabot HS Head Coach | 1998-99 |
| → Arkansas Director of Ops | 1999-01 |
| → Tulsa Univ. Assistant Coach | 2001-05 |
| → Univ. of Colorado Assistant Coach | 2005-06 |
| → Univ. of Arkansas Assistant Coach | 2006-07 |
| → Xavier Assistant Coach | 2007-11 |
| → Univ. of Washington Assistant Coach | 2011-13 |
| → Univ. of Washington Head Coach | 2013-17 |
| → Univ. of Arkansas Head Coach | 2017-present |

COACHING DEVELOPMENT

| Coach | w/Nabes | Now |
|----------------|-----------|-----------------------------|
| Adia Barnes | '14-15 | HC Arizona |
| Adam Call | '14 | AC George Washington |
| Morgan Valley | '16 | AC UConn |
| Todd Schaefer | '16-Pres. | AHC Arkansas |
| Chelsea Dungee | '18-21 | AC Troy |
| Evan Johnston | '18-22 | Special Ast. to HC Arkansas |

COACHING HISTORY

University of Washington

| Year | Overall | Pac-12 | Finish |
|---------|--------------|--------------|--------|
| 2013-14 | 20-14 (.588) | 10-8 (.556) | 6 |
| 2014-15 | 23-10 (.697) | 11-7 (.611) | 5 |
| 2015-16 | 26-11 (.703) | 11-7 (.611) | 5 |
| 2016-17 | 29-6 (.829) | 15-3 (.833) | T2 |
| UW | 98-41 (.705) | 47-25 (.662) | |

University of Arkansas

| Year | Overall | SEC | Finish |
|---------|---------------|--------------|--------|
| 2017-18 | 13-18 (.419) | 3-13 (.188) | T11 |
| 2018-19 | 22-15 (.611) | 6-10 (.375) | 10 |
| 2019-20 | 24-8 (.750) | 10-6 (.625) | T3 |
| 2020-21 | 19-9 (.679) | 9-6 (.600) | T5 |
| 2021-22 | 18-14 (.563) | 7-9 (.438) | T8 |
| 2022-23 | 24-13 (.649) | 7-9 (.438) | 8 |
| 2023-24 | 18-11 (.621) | 6-8 (.429) | - |
| Ark | 138-88 (.611) | 48-61 (.441) | 7 yrs |

Totals 236-129 (.647) 96-86 (.527) 11 yrs

PLAYER DEVELOPMENT

| YEAR | UNIVERSITY | PLAYER | ROUND | OVERALL | TEAM NOTE |
|------|------------|------------------|-------|---------|---|
| 2021 | Arkansas | Chelsea Dungee | 1 | 5 | Dallas Wings 1 @ |
| 2021 | Arkansas | Destiny Slocum | 2 | 14 | Las Vegas Aces 1 @ |
| 2021 | Arizona | Aari McDonald | 1 | 3 | Atlanta Dream @ |
| 2017 | Washington | Kelsey Plum | 1 | 1 | San Antonio Stars 1 @ Las Vegas Aces |
| | Washington | Chantel Osahor | 2 | 21 | Chicago Sky 1 @ |
| 2016 | Washington | Talia Walton | 3 | 29 | Los Angeles Sparks 1 @ |
| 2011 | Xavier | Amber Harris | 1 | 4 | Minnesota Lynx 1 # |
| | Xavier | Ta'Shia Phillips | 1 | 8 | Atlanta Dream 1 # |
| | TAMU/UAFA | Tanisha Smith | 2 | 22 | Seattle Storm # |
| | Colorado | Brittany Spears | 2 | 19 | Phoenix Mercury * |
| 2009 | Arkansas | Shameka Christon | 1 | 5 | New York Liberty S |
| 2008 | Arkansas | Lauren Ervin | 3 | 37 | Connecticut Sun 1 # |
| 2006 | Tulsa | Megan Moody | - | - | Houston Comets Free Agent # |
| 2003 | Tulsa | Allison Curtin | 1 | 12 | Houston Comets 1 # Traded to Detroit Shock |
| | Arkansas | Dana Cherry | 2 | 23 | Charlotte Sting S |

*- Signed but did not coach

!- At the school when player was drafted

@- Worked with player as a head coach

#- Worked with player as an assistant coach


S- Worked with player as other (GA, etc)

NABES VS. ARKANSAS HISTORY


| Category | NABES | All Others In Program History |
|----------------------------|-----------|-------------------------------|
| Winning Record In SEC Play | 2 Seasons | 2 Seasons |
| SEC Tourney Finals | 1 | 0 |
| Top 5 Wins | 2 | 2 |
| Weeks Ranked in AP Top 25 | 39 | 63 |
| Top 15 WBNA Draft Picks | 2 | 1 |
| McDonald's AAs Signed | 8 | 1 |
| WBCA AAs | 1 | 1 |

MORE NABES FACTS

- **Movies:** His expansive movie collection includes digital, disk and VHS copies. Did you know he used to work at BlockBuster? On a related note, he also collects books that have been turned into movies.
- **Baseballs autographed by movie stars:** Ask him about this collection – talk about some good stories.
- **Lunch Boxes:** Coach collects tin lunch boxes that he carried to school and has them displayed in his home. His first lunch box had KISS on it.
- **Hamilton:** Nabes is a huge Hamilton fan, and routinely quotes the Broadway musical to players, fans and media alike.
- **Athens City Champion:** Coach stumbled upon a dart tournament while on a trip to Athens, Georgia. He joined in and was one of the two-man winning team.
- **Ask him about shoes, music, movies, guitars, bas-ketball nostalgia – just about anything!**



| NEIGHBORS VERSUS ... | | | Grambling State | | | Northwestern State | | | Tennessee State | | |
|----------------------|---|---|-------------------|----|---|--------------------|---|----|------------------|------------|------------|
| Abilene Christian | 2 | 0 | Grand Canyon | 1 | 0 | Notre Dame | 0 | 1 | Tennessee Tech | 1 | 0 |
| Alabama | 6 | 3 | Hartford | 1 | 0 | Oklahoma | 1 | 2 | Texas A&M | 4 | 9 |
| Arizona State | 2 | 6 | Hawai'i | 1 | 0 | Ole Miss | 5 | 3 | Texas Tech | 2 | 0 |
| Arizona | 6 | 0 | Houston | 2 | 0 | Oral Roberts | 5 | 0 | Troy | 1 | 0 |
| Arkansas State | 3 | 0 | Idaho | 1 | 0 | Oregon State | 1 | 6 | Tulsa | 4 | 0 |
| Auburn | 8 | 1 | Illinois | 1 | 0 | Oregon | 5 | 4 | UAB | 1 | 0 |
| Baylor | 1 | 0 | Iowa State | 0 | 1 | Pennsylvania | 1 | 0 | UAPB | 3 | 1 |
| Belmont | 2 | 0 | Jackson State | 2 | 0 | Pittsburgh | 1 | 1 | UC Irvine | 1 | 0 |
| Boise State | 1 | 0 | Kansas | 0 | 2 | Portland | 3 | 1 | UC Riverside | 2 | 0 |
| BYU | 1 | 0 | Kansas State | 2 | 0 | Prairie View A&M | 1 | 0 | UCLA | 4 | 3 |
| California | 5 | 4 | Kent State | 1 | 0 | Saint Mary's | 0 | 1 | UIC | 1 | 0 |
| Central Arkansas | 4 | 0 | Kentucky | 3 | 6 | Sam Houston | 2 | 0 | UIW | 1 | 0 |
| Central Florida | 0 | 1 | Lamar | 1 | 0 | Samford | 2 | 0 | USC | 6 | 0 |
| Charlotte | 1 | 0 | Little Rock | 5 | 0 | San Diego State | 2 | 0 | USF | 0 | 1 |
| Clemson | 1 | 0 | Louisiana-Monroe | 3 | 0 | San Diego | 1 | 0 | Utah | 7 | 4 |
| Colorado State | 1 | 0 | Louisiana Tech | 2 | 0 | Santa Clara | 1 | 0 | UT-Arlington | 2 | 0 |
| Colorado | 9 | 0 | LSU | 3 | 5 | Savannah State | 1 | 0 | UTEP | 0 | 2 |
| Connecticut | 1 | 1 | Marquette | 0 | 1 | Seattle | 4 | 0 | Vanderbilt | 4 | 4 |
| Creighton | 1 | 1 | McNeese State | 1 | 0 | SFA | 1 | 0 | Wake Forest | 1 | 0 |
| CSUN | 1 | 0 | Maryland | 1 | 1 | SMU | 2 | 0 | Washington State | 5 | 3 |
| DePaul | 0 | 1 | Miami | 0 | 1 | South Carolina | 1 | 10 | Weber State | 1 | 0 |
| Eastern Washington | 1 | 0 | Mississippi State | 3 | 7 | South Dakota | 2 | 0 | Wisconsin | 4 | 0 |
| Florida State | 2 | 0 | Missouri | 14 | 4 | Stanford | 3 | 5 | Wright State | 0 | 1 |
| Florida | 4 | 4 | Montana State | 2 | 0 | Stony Brook | 1 | 0 | Yale | 1 | 0 |
| FGCU | 1 | 0 | Murray State | 1 | 0 | Syracuse | 0 | 2 | TOTALS | 236 | 129 |
| Fordham | 1 | 0 | Nebraska | 1 | 1 | Tarleton State | 1 | 0 | | | |
| Fresno State | 2 | 0 | New Mexico State | 1 | 0 | TCU | 0 | 1 | | | |
| Furman | 1 | 0 | New Orleans | 1 | 0 | Tennessee | 2 | 6 | | | |
| Georgia | 2 | 7 | Northern Arizona | 1 | 0 | Tennessee Martin | 1 | 0 | | | |





2023-24 Arkansas Women's Basketball
Combined Team Statistics
All games

Page 1/1
as of Feb 25, 2024

Game Records

| Record | Overall | Home | Away | Neutral |
|----------------|---------|------|------|---------|
| ALL GAMES | 18-11 | 11-5 | 4-5 | 3-1 |
| CONFERENCE | 6-8 | 4-3 | 2-5 | 0-0 |
| NON-CONFERENCE | 12-3 | 7-2 | 2-0 | 3-1 |

Score by Periods

| Team | 1st | 2nd | 3rd | 4th | OT | TOT |
|-----------|-----|-----|-----|-----|----|------|
| Arkansas | 461 | 498 | 604 | 515 | 0 | 2078 |
| Opponents | 458 | 450 | 513 | 518 | 0 | 1939 |

Team Box Score

| No. | Player | Total | | | | | 3-Point | | F-Throw | | Rebounds | | | | | | | | | | | | | |
|-----------|-----------------------------|-------|--------|------|----------|------|----------|------|---------|-------|----------|-----|------|------|-----|----|-----|-----|-----|-----|------|------|--|--|
| | | GP-GS | MIN | AVG | FG-FGA | FG% | 3FG-3FGA | 3FG% | FT-FTA | FT% | OFF | DEF | TOT | AVG | PF | DQ | A | TO | BLK | STL | PTS | AVG | | |
| 0 | SCOTT, Taliah | 20-19 | 728:40 | 36.4 | 151-371 | .407 | 52-176 | .295 | 88-105 | .838 | 8 | 57 | 65 | 3.3 | 39 | 0 | 29 | 68 | 2 | 12 | 442 | 22.1 | | |
| 2 | SPENCER, Samara | 29-29 | 998:55 | 34.4 | 132-376 | .351 | 35-133 | .263 | 113-152 | .743 | 19 | 118 | 137 | 4.7 | 52 | 2 | 104 | 82 | 5 | 37 | 412 | 14.2 | | |
| 43 | DANIELS, Makayla | 29-29 | 980:01 | 33.8 | 113-271 | .417 | 51-144 | .354 | 71-106 | .670 | 38 | 90 | 128 | 4.4 | 75 | 0 | 77 | 48 | 8 | 48 | 348 | 12.0 | | |
| 4 | POFFENBARGER, Saylor | 28-28 | 900:51 | 32.2 | 103-290 | .355 | 53-156 | .340 | 35-52 | .673 | 54 | 276 | 330 | 11.8 | 58 | 1 | 44 | 49 | 34 | 40 | 294 | 10.5 | | |
| 30 | DAUDA, Maryam | 29-29 | 842:12 | 29.0 | 98-216 | .454 | 25-74 | .338 | 54-70 | .771 | 73 | 120 | 193 | 6.7 | 86 | 1 | 38 | 61 | 68 | 22 | 275 | 9.5 | | |
| 23 | KEATS, Carly | 25-6 | 513:54 | 20.6 | 57-165 | .345 | 31-103 | .301 | 15-18 | .833 | 3 | 26 | 29 | 1.2 | 17 | 0 | 13 | 16 | 4 | 7 | 160 | 6.4 | | |
| 20 | JOHNSON, Karley | 17-5 | 290:00 | 17.1 | 16-45 | .356 | 6-25 | .240 | 16-26 | .615 | 12 | 17 | 29 | 1.7 | 27 | 0 | 5 | 5 | 1 | 7 | 54 | 3.2 | | |
| 13 | GOFORTH, Sasha | 7-0 | 112:36 | 16.1 | 7-30 | .233 | 0-10 | .000 | 7-16 | .438 | 8 | 11 | 19 | 2.7 | 6 | 0 | 2 | 6 | 13 | 6 | 21 | 3.0 | | |
| 34 | LAWRENCE, Jenna | 20-0 | 167:28 | 8.4 | 14-35 | .400 | 8-27 | .296 | 5-8 | .625 | 10 | 28 | 38 | 1.9 | 19 | 0 | 3 | 6 | 8 | 6 | 41 | 2.1 | | |
| 55 | ELLIS, Emrie | 20-0 | 175:54 | 8.8 | 7-21 | .333 | 4-10 | .400 | 4-4 | 1.000 | 6 | 16 | 22 | 1.1 | 26 | 0 | 3 | 6 | 13 | 0 | 22 | 1.1 | | |
| 10 | SÁNCHEZ CERQUEIRA, Cristina | 16-0 | 77:12 | 4.8 | 4-18 | .222 | 0-3 | .000 | 1-2 | .500 | 5 | 13 | 18 | 1.1 | 12 | 0 | 2 | 5 | 3 | 0 | 9 | 0.6 | | |
| 21 | LINDSEY, Loren | 1-0 | 03:36 | 3.6 | 0-0 | .000 | 0-0 | .000 | 0-0 | .000 | 0 | 0 | 0 | 0.0 | 0 | 0 | 1 | 0 | 0 | 0 | 0 | 0.0 | | |
| 8 | FRANKLIN, Bea | 3-0 | 08:42 | 2.9 | 0-1 | .000 | 0-0 | .000 | 0-0 | .000 | 1 | 0 | 1 | 0.3 | 1 | 0 | 0 | 1 | 0 | 0 | 0 | 0.0 | | |
| Team | | | | | | | | | | | 57 | 59 | 116 | | | | | 14 | | | | | | |
| Total | | 29 | 5800 | | 702-1839 | .382 | 265-861 | .308 | 409-559 | .732 | 294 | 831 | 1125 | 38.8 | 418 | 4 | 321 | 367 | 159 | 185 | 2078 | 71.7 | | |
| Opponents | | 29 | 5800 | | 727-1886 | .385 | 182-581 | .313 | 303-419 | .723 | 355 | 886 | 1241 | 42.8 | 544 | 9 | 380 | 433 | 90 | 182 | 1939 | 66.9 | | |

Team Statistics

| | ARK | OPP |
|------------------------|----------|----------|
| Scoring | 2078 | 1939 |
| Points per game | 71.7 | 66.9 |
| Scoring margin | +4.8 | - |
| Field goals-att | 702-1839 | 727-1886 |
| Field goal pct | .382 | .385 |
| 3 point fg-att | 265-861 | 182-581 |
| 3-point FG pct | .308 | .313 |
| 3-pt FG made per game | 9.1 | 6.3 |
| Free throws-att | 409-559 | 303-419 |
| Free throw pct | .732 | .723 |
| F-Throws made per game | 14.1 | 10.4 |
| Rebounds | 1125 | 1241 |
| Rebounds per game | 38.8 | 42.8 |
| Rebounding margin | -4.0 | - |
| Assists | 321 | 380 |
| Assists per game | 11.1 | 13.1 |
| Turnovers | 367 | 433 |
| Turnovers per game | 12.7 | 14.9 |
| Turnover margin | +2.3 | - |
| Assist/turnover ratio | 0.9 | 0.9 |
| Steals | 185 | 182 |
| Steals per game | 6.4 | 6.3 |
| Blocks | 159 | 90 |
| Blocks per game | 5.5 | 3.1 |
| Winning streak | 0 | - |
| Home win streak | 0 | - |
| Attendance | 63892 | 42010 |
| Home games-Avg/Game | 16-3993 | 9-4668 |
| Neutral site-Avg/Game | - | 4-412 |

Team Results

| Date | Opponent | | Score | Att. |
|------------|-----------------|---|--------|-------|
| 11/07/2023 | ULM | W | 81-76 | 2630 |
| 11/10/2023 | Murray St. | W | 82-79 | 11026 |
| 11/14/2023 | Little Rock | W | 77-36 | 2608 |
| 11/17/2023 | at Arkansas St. | W | 82-67 | 3208 |
| 11/20/2023 | Central Ark. | W | 81-67 | 4194 |
| 11/24/2023 | vs Wisconsin | W | 65-62 | 654 |
| 11/25/2023 | vs Marquette | L | 58-74 | 227 |
| 11/30/2023 | at Florida St. | W | 71-58 | 2216 |
| 12/03/2023 | UCLA | L | 66-81 | 4261 |
| 12/07/2023 | Louisiana Tech | W | 100-60 | 2599 |
| 12/10/2023 | Ark.-Pine Bluff | L | 70-74 | 3330 |
| 12/16/2023 | Samford | W | 68-54 | 2513 |
| 12/20/2023 | vs Illinois | W | 60-59 | 313 |
| 12/21/2023 | vs UIC | W | 66-58 | 452 |
| 12/31/2023 | UIW | W | 67-48 | 3420 |
| 01/04/2024 | at Kentucky | L | 63-73 | 2998 |
| 01/07/2024 | Georgia | W | 83-43 | 3993 |
| 01/11/2024 | Mississippi St. | L | 63-66 | 2627 |
| 01/14/2024 | at Alabama | W | 77-59 | 2467 |
| 01/21/2024 | at LSU | L | 68-99 | 12873 |
| 01/25/2024 | Kentucky | W | 88-61 | 3719 |
| 01/28/2024 | at Missouri | W | 67-58 | 4968 |
| 02/01/2024 | Alabama | L | 70-86 | 2756 |
| 02/04/2024 | Auburn | W | 74-72 | 4450 |
| 02/08/2024 | at Florida | L | 81-85 | 1407 |
| 02/12/2024 | at Tennessee | L | 55-81 | 8161 |
| 02/18/2024 | Missouri | W | 75-68 | 5927 |
| 02/22/2024 | at Texas A&M | L | 67-73 | 3712 |
| 02/25/2024 | Vanderbilt | L | 53-62 | 3839 |



2023-24 Arkansas Women's Basketball Combined Team Statistics In Conference games

Page 1/1
as of Feb 25, 2024

Game Records

| Record | Overall | Home | Away | Neutral |
|----------------|---------|------|------|---------|
| ALL GAMES | 6-8 | 4-3 | 2-5 | 0-0 |
| CONFERENCE | 6-8 | 4-3 | 2-5 | 0-0 |
| NON-CONFERENCE | 0-0 | 0-0 | 0-0 | 0-0 |

Score by Periods

| Team | 1st | 2nd | 3rd | 4th | OT | TOT |
|-----------|-----|-----|-----|-----|----|-----|
| Arkansas | 220 | 219 | 303 | 242 | 0 | 984 |
| Opponents | 246 | 213 | 265 | 262 | 0 | 986 |

Team Box Score

| No. | Player | | | | Total | | 3-Point | | F-Throw | | Rebounds | | | | | | | | | | | |
|-----------|-----------------------------|-------|--------|------|---------|------|----------|------|---------|-------|----------|-----|-----|------|-----|----|-----|-----|-----|-----|-----|------|
| | | GP-GS | MIN | AVG | FG-FGA | FG% | 3FG-3FGA | 3FG% | FT-FTA | FT% | OFF | DEF | TOT | AVG | PF | DQ | A | TO | BLK | STL | PTS | AVG |
| 0 | SCOTT, Taliah | 5-4 | 187:30 | 37.5 | 35-99 | .354 | 13-52 | .250 | 14-15 | .933 | 1 | 11 | 12 | 2.4 | 13 | 0 | 6 | 13 | 1 | 7 | 97 | 19.4 |
| 2 | SPENCER, Samara | 14-14 | 521:55 | 37.3 | 75-220 | .341 | 15-67 | .224 | 68-89 | .764 | 14 | 64 | 78 | 5.6 | 32 | 1 | 58 | 47 | 2 | 19 | 233 | 16.6 |
| 43 | DANIELS, Makayla | 14-14 | 495:28 | 35.4 | 59-150 | .393 | 28-78 | .359 | 46-62 | .742 | 19 | 44 | 63 | 4.5 | 35 | 0 | 35 | 20 | 6 | 19 | 192 | 13.7 |
| 30 | DAUDA, Maryam | 14-14 | 430:34 | 30.8 | 56-125 | .448 | 14-44 | .318 | 25-32 | .781 | 43 | 55 | 98 | 7.0 | 45 | 1 | 25 | 38 | 39 | 15 | 151 | 10.8 |
| 4 | POFFENBARGER, Saylor | 13-13 | 432:46 | 33.3 | 48-135 | .356 | 28-80 | .350 | 12-17 | .706 | 19 | 120 | 139 | 10.7 | 37 | 1 | 18 | 27 | 12 | 13 | 136 | 10.5 |
| 23 | KEATS, Carly | 10-6 | 285:09 | 28.5 | 35-91 | .385 | 16-51 | .314 | 7-8 | .875 | 2 | 11 | 13 | 1.3 | 10 | 0 | 8 | 8 | 1 | 4 | 93 | 9.3 |
| 20 | JOHNSON, Karley | 13-5 | 260:48 | 20.1 | 15-39 | .385 | 6-24 | .250 | 15-22 | .682 | 9 | 14 | 23 | 1.8 | 25 | 0 | 4 | 5 | 1 | 4 | 51 | 3.9 |
| 34 | LAWRENCE, Jenna | 10-0 | 76:00 | 7.6 | 7-18 | .389 | 5-16 | .313 | 1-2 | .500 | 5 | 17 | 22 | 2.2 | 8 | 0 | 2 | 4 | 3 | 2 | 20 | 2.0 |
| 55 | ELLIS, Emrie | 12-0 | 91:44 | 7.6 | 3-12 | .250 | 1-6 | .167 | 2-2 | 1.000 | 4 | 7 | 11 | 0.9 | 13 | 0 | 1 | 4 | 7 | 0 | 9 | 0.8 |
| 10 | SÁNCHEZ CERQUEIRA, Cristina | 5-0 | 15:42 | 3.1 | 1-4 | .250 | 0-2 | .000 | 0-0 | .000 | 0 | 3 | 3 | 0.6 | 1 | 0 | 0 | 1 | 2 | 0 | 2 | 0.4 |
| 8 | FRANKLIN, Bea | 1-0 | 02:23 | 2.4 | 0-0 | .000 | 0-0 | .000 | 0-0 | .000 | 0 | 0 | 0 | 0.0 | 0 | 0 | 0 | 1 | 0 | 0 | 0 | 0.0 |
| Team | | | | | | | | | | | 26 | 35 | 61 | | | | | 3 | | | | |
| Total | | 14 | 2800 | | 334-893 | .374 | 126-420 | .300 | 190-249 | .763 | 142 | 381 | 523 | 37.4 | 219 | 3 | 157 | 171 | 74 | 83 | 984 | 70.3 |
| Opponents | | 14 | 2800 | | 366-906 | .404 | 91-263 | .346 | 163-229 | .712 | 179 | 435 | 614 | 43.9 | 263 | 5 | 197 | 205 | 43 | 78 | 986 | 70.4 |

Team Statistics

| | ARK | OPP |
|------------------------|----------------|----------------|
| Scoring | 984 | 986 |
| Points per game | 70.3 | 70.4 |
| Scoring margin | -0.1 | - |
| Field goals-att | 334-893 | 366-906 |
| Field goal pct | .374 | .404 |
| 3 point fg-att | 126-420 | 91-263 |
| 3-point FG pct | .300 | .346 |
| 3-pt FG made per game | 9.0 | 6.5 |
| Free throws-att | 190-249 | 163-229 |
| Free throw pct | .763 | .712 |
| F-Throws made per game | 13.6 | 11.6 |
| Rebounds | 523 | 614 |
| Rebounds per game | 37.4 | 43.9 |
| Rebounding margin | -6.5 | - |
| Assists | 157 | 197 |
| Assists per game | 11.2 | 14.1 |
| Turnovers | 171 | 205 |
| Turnovers per game | 12.2 | 14.6 |
| Turnover margin | +2.4 | - |
| Assist/turnover ratio | 0.9 | 1.0 |
| Steals | 83 | 78 |
| Steals per game | 5.9 | 5.6 |
| Blocks | 74 | 43 |
| Blocks per game | 5.3 | 3.1 |
| Winning streak | 0 | - |
| Home win streak | 0 | - |
| Attendance | 27311 | 36586 |
| Home games-Avg/Game | 7-3902 | 7-5227 |
| Neutral site-Avg/Game | - | 0-0 |

Team Results

| Date | Opponent | | Score | Att. |
|------------|-----------------|---|-------|-------|
| 01/04/2024 | at Kentucky | L | 63-73 | 2998 |
| 01/07/2024 | Georgia | W | 83-43 | 3993 |
| 01/11/2024 | Mississippi St. | L | 63-66 | 2627 |
| 01/14/2024 | at Alabama | W | 77-59 | 2467 |
| 01/21/2024 | at LSU | L | 68-99 | 12873 |
| 01/25/2024 | Kentucky | W | 88-61 | 3719 |
| 01/28/2024 | at Missouri | W | 67-58 | 4968 |
| 02/01/2024 | Alabama | L | 70-86 | 2756 |
| 02/04/2024 | Auburn | W | 74-72 | 4450 |
| 02/08/2024 | at Florida | L | 81-85 | 1407 |
| 02/12/2024 | at Tennessee | L | 55-81 | 8161 |
| 02/18/2024 | Missouri | W | 75-68 | 5927 |
| 02/22/2024 | at Texas A&M | L | 67-73 | 3712 |
| 02/25/2024 | Vanderbilt | L | 53-62 | 3839 |



2023-24 Arkansas Women's Basketball
Team High/Low Analysis
All games

Page 1/4
as of Feb 26, 2024

Arkansas - Game Highs

| | | | |
|------------------------------|-------|---------|-------------------------------|
| POINTS | 100 | | Louisiana Tech (12/07/2023) |
| | 88 | | Kentucky (01/25/2024) |
| | 83 | | Georgia (01/07/2024) |
| | 82 | | at Arkansas St. (11/17/2023) |
| | 82 | | Murray St. (11/10/2023) |
| FIELD GOALS MADE | 36 | | Louisiana Tech (12/07/2023) |
| | 32 | | Kentucky (01/25/2024) |
| FIELD GOAL ATTEMPTS | 79 | | at Florida St. (11/30/2023) |
| | 72 | | at LSU (01/21/2024) |
| | 72 | | at Alabama (01/14/2024) |
| FIELD GOAL PERCENTAGE | .554 | (36-65) | Louisiana Tech (12/07/2023) |
| | .476 | (30-63) | at Arkansas St. (11/17/2023) |
| 3 PT FG MADE | 14 | | Georgia (01/07/2024) |
| | 14 | | Louisiana Tech (12/07/2023) |
| 3 PT FG ATTEMPTS | 47 | | at LSU (01/21/2024) |
| | 41 | | at Florida St. (11/30/2023) |
| | 41 | | vs Wisconsin (N) (11/24/2023) |
| 3 PT FG PERCENTAGE | .500 | (14-28) | Louisiana Tech (12/07/2023) |
| | .462 | (12-26) | at Missouri (01/28/2024) |
| FREE THROWS MADE | 28 | | ULM (11/07/2023) |
| | 20 | | at Florida (02/08/2024) |
| | 20 | | Samford (12/16/2023) |
| | 20 | | Central Ark. (11/20/2023) |
| FREE THROW ATTEMPTS | 44 | | ULM (11/07/2023) |
| | 29 | | Samford (12/16/2023) |
| FREE THROW PERCENTAGE | 1.000 | (20-20) | at Florida (02/08/2024) |
| | 1.000 | (12-12) | at Arkansas St. (11/17/2023) |
| REBOUNDS | 57 | | ULM (11/07/2023) |
| | 52 | | at Alabama (01/14/2024) |
| ASSISTS | 19 | | Louisiana Tech (12/07/2023) |
| | 18 | | Kentucky (01/25/2024) |
| STEALS | 13 | | Louisiana Tech (12/07/2023) |
| | 12 | | Georgia (01/07/2024) |
| BLOCKED SHOTS | 11 | | at Alabama (01/14/2024) |
| | 9 | | at Florida St. (11/30/2023) |
| TURNOVERS | 18 | | at Kentucky (01/04/2024) |
| | 18 | | Murray St. (11/10/2023) |
| FOULS | 20 | | at Kentucky (01/04/2024) |
| | 19 | | at Tennessee (02/12/2024) |



2023-24 Arkansas Women's Basketball Team High/Low Analysis All games

Page 3/4
as of Feb 26, 2024

Arkansas - Game Lows

| | | | |
|------------------------------|------|---------|-------------------------------|
| POINTS | 53 | | Vanderbilt (02/25/2024) |
| | 55 | | at Tennessee (02/12/2024) |
| | 58 | | vs Marquette (N) (11/25/2023) |
| | 60 | | vs Illinois (N) (12/20/2023) |
| | 63 | | Mississippi St. (01/11/2024) |
| | 63 | | at Kentucky (01/04/2024) |
| FIELD GOALS MADE | 17 | | Vanderbilt (02/25/2024) |
| | 18 | | vs Marquette (N) (11/25/2023) |
| FIELD GOAL ATTEMPTS | 49 | | at Missouri (01/28/2024) |
| | 54 | | Vanderbilt (02/25/2024) |
| | 54 | | UIW (12/31/2023) |
| | 54 | | vs Marquette (N) (11/25/2023) |
| FIELD GOAL PERCENTAGE | .278 | (20-72) | at LSU (01/21/2024) |
| | .300 | (21-70) | vs Wisconsin (N) (11/24/2023) |
| 3 PT FG MADE | 4 | | at Kentucky (01/04/2024) |
| | 4 | | vs Illinois (N) (12/20/2023) |
| 3 PT FG ATTEMPTS | 20 | | Missouri (02/18/2024) |
| | 22 | | at Texas A&M (02/22/2024) |
| 3 PT FG PERCENTAGE | .148 | (4-27) | at Kentucky (01/04/2024) |
| | .167 | (5-30) | ULM (11/07/2023) |
| FREE THROWS MADE | 3 | | at Tennessee (02/12/2024) |
| | 8 | | vs Illinois (N) (12/20/2023) |
| | 8 | | at Florida St. (11/30/2023) |
| FREE THROW ATTEMPTS | 5 | | at Tennessee (02/12/2024) |
| | 11 | | at Florida St. (11/30/2023) |
| FREE THROW PERCENTAGE | .500 | (8-16) | vs Illinois (N) (12/20/2023) |
| | .538 | (14-26) | Louisiana Tech (12/07/2023) |
| REBOUNDS | 26 | | UCLA (12/03/2023) |
| | 29 | | at Tennessee (02/12/2024) |
| ASSISTS | 5 | | Vanderbilt (02/25/2024) |
| | 5 | | ULM (11/07/2023) |
| STEALS | 2 | | Auburn (02/04/2024) |
| | 3 | | vs Marquette (N) (11/25/2023) |
| BLOCKED SHOTS | 1 | | Vanderbilt (02/25/2024) |
| | 1 | | at Florida (02/08/2024) |
| TURNOVERS | 6 | | at Texas A&M (02/22/2024) |
| | 7 | | at LSU (01/21/2024) |
| FOULS | 7 | | Little Rock (11/14/2023) |
| | 10 | | Mississippi St. (01/11/2024) |



2023-24 Arkansas Women's Basketball
Category Leaders
All games

Page 1/3
as of Feb 26, 2024

Points

| ## | Player | G | Pts | Pts/G |
|----|-----------------------------|----|-----|-------|
| 0 | Scott, Taliah | 20 | 442 | 22.1 |
| 2 | Spencer, Samara | 29 | 412 | 14.2 |
| 43 | Daniels, Makayla | 29 | 348 | 12.0 |
| 4 | Poffenbarger, Saylor | 28 | 294 | 10.5 |
| 30 | Dauda, Maryam | 29 | 275 | 9.5 |
| 23 | Keats, Carly | 25 | 160 | 6.4 |
| 20 | Johnson, Karley | 17 | 54 | 3.2 |
| 34 | Lawrence, Jenna | 20 | 41 | 2.1 |
| 55 | Ellis, Emrie | 20 | 22 | 1.1 |
| 13 | Goforth, Sasha | 7 | 21 | 3.0 |
| 10 | Sánchez Cerqueira, Cristina | 16 | 9 | 0.6 |

Scoring Average

| ## | Player | G | Pts | Pts/G |
|----|-----------------------------|----|-----|-------|
| 0 | Scott, Taliah | 20 | 442 | 22.1 |
| 2 | Spencer, Samara | 29 | 412 | 14.2 |
| 43 | Daniels, Makayla | 29 | 348 | 12.0 |
| 4 | Poffenbarger, Saylor | 28 | 294 | 10.5 |
| 30 | Dauda, Maryam | 29 | 275 | 9.5 |
| 23 | Keats, Carly | 25 | 160 | 6.4 |
| 20 | Johnson, Karley | 17 | 54 | 3.2 |
| 13 | Goforth, Sasha | 7 | 21 | 3.0 |
| 34 | Lawrence, Jenna | 20 | 41 | 2.1 |
| 55 | Ellis, Emrie | 20 | 22 | 1.1 |
| 10 | Sánchez Cerqueira, Cristina | 16 | 9 | 0.6 |

Field Goal Percentage

| ## | Player | FG | Att | Pct |
|----|-----------------------------|-----|-----|------|
| 30 | Dauda, Maryam | 98 | 216 | .454 |
| 43 | Daniels, Makayla | 113 | 271 | .417 |
| 0 | Scott, Taliah | 151 | 371 | .407 |
| 34 | Lawrence, Jenna | 14 | 35 | .400 |
| 20 | Johnson, Karley | 16 | 45 | .356 |
| 4 | Poffenbarger, Saylor | 103 | 290 | .355 |
| 2 | Spencer, Samara | 132 | 376 | .351 |
| 23 | Keats, Carly | 57 | 165 | .345 |
| 55 | Ellis, Emrie | 7 | 21 | .333 |
| 13 | Goforth, Sasha | 7 | 30 | .233 |
| 10 | Sánchez Cerqueira, Cristina | 4 | 18 | .222 |

Field Goal Attempts

| ## | Player | G | Att | Att/G |
|----|----------------------|----|-----|-------|
| 2 | Spencer, Samara | 29 | 376 | 13.0 |
| 0 | Scott, Taliah | 20 | 371 | 18.6 |
| 4 | Poffenbarger, Saylor | 28 | 290 | 10.4 |
| 43 | Daniels, Makayla | 29 | 271 | 9.3 |
| 30 | Dauda, Maryam | 29 | 216 | 7.4 |

Field Goals Made

| ## | Player | G | Made | Made/G |
|----|----------------------|----|------|--------|
| 0 | Scott, Taliah | 20 | 151 | 7.6 |
| 2 | Spencer, Samara | 29 | 132 | 4.6 |
| 43 | Daniels, Makayla | 29 | 113 | 3.9 |
| 4 | Poffenbarger, Saylor | 28 | 103 | 3.7 |
| 30 | Dauda, Maryam | 29 | 98 | 3.4 |

3-Point FG Percentage

| ## | Player | 3FG | Att | Pct |
|----|----------------------|-----|-----|------|
| 55 | Ellis, Emrie | 4 | 10 | .400 |
| 43 | Daniels, Makayla | 51 | 144 | .354 |
| 4 | Poffenbarger, Saylor | 53 | 156 | .340 |
| 30 | Dauda, Maryam | 25 | 74 | .338 |
| 23 | Keats, Carly | 31 | 103 | .301 |
| 34 | Lawrence, Jenna | 8 | 27 | .296 |
| 0 | Scott, Taliah | 52 | 176 | .295 |
| 2 | Spencer, Samara | 35 | 133 | .263 |
| 20 | Johnson, Karley | 6 | 25 | .240 |

3-Point FG Attempts

| ## | Player | G | Att | Att/G |
|----|----------------------|----|-----|-------|
| 0 | Scott, Taliah | 20 | 176 | 8.8 |
| 4 | Poffenbarger, Saylor | 28 | 156 | 5.6 |
| 43 | Daniels, Makayla | 29 | 144 | 5.0 |
| 2 | Spencer, Samara | 29 | 133 | 4.6 |
| 23 | Keats, Carly | 25 | 103 | 4.1 |

3-Point FG Made

| ## | Player | G | Made | Made/G |
|----|----------------------|----|------|--------|
| 4 | Poffenbarger, Saylor | 28 | 53 | 1.9 |
| 0 | Scott, Taliah | 20 | 52 | 2.6 |
| 43 | Daniels, Makayla | 29 | 51 | 1.8 |
| 2 | Spencer, Samara | 29 | 35 | 1.2 |
| 23 | Keats, Carly | 25 | 31 | 1.2 |



2023-24 Arkansas Women's Basketball Category Leaders All games

Page 2/3
as of Feb 26, 2024

Free Throw Percentage

| ## | Player | Made | Att | Pct |
|----|-----------------------------|------|-----|-------|
| 55 | Ellis, Emrie | 4 | 4 | 1.000 |
| 0 | Scott, Taliah | 88 | 105 | .838 |
| 23 | Keats, Carly | 15 | 18 | .833 |
| 30 | Dauda, Maryam | 54 | 70 | .771 |
| 2 | Spencer, Samara | 113 | 152 | .743 |
| 4 | Poffenbarger, Saylor | 35 | 52 | .673 |
| 43 | Daniels, Makayla | 71 | 106 | .670 |
| 34 | Lawrence, Jenna | 5 | 8 | .625 |
| 20 | Johnson, Karley | 16 | 26 | .615 |
| 10 | Sánchez Cerqueira, Cristina | 1 | 2 | .500 |
| 13 | Goforth, Sasha | 7 | 16 | .438 |

Free Throw Attempts

| ## | Player | G | Att | Att/G |
|----|----------------------|----|-----|-------|
| 2 | Spencer, Samara | 29 | 152 | 5.2 |
| 43 | Daniels, Makayla | 29 | 106 | 3.7 |
| 0 | Scott, Taliah | 20 | 105 | 5.3 |
| 30 | Dauda, Maryam | 29 | 70 | 2.4 |
| 4 | Poffenbarger, Saylor | 28 | 52 | 1.9 |

Free Throws Made

| ## | Player | G | Made | Made/G |
|----|----------------------|----|------|--------|
| 2 | Spencer, Samara | 29 | 113 | 3.9 |
| 0 | Scott, Taliah | 20 | 88 | 4.4 |
| 43 | Daniels, Makayla | 29 | 71 | 2.4 |
| 30 | Dauda, Maryam | 29 | 54 | 1.9 |
| 4 | Poffenbarger, Saylor | 28 | 35 | 1.3 |

Rebounds

| ## | Player | G | Reb | Reb/G |
|----|----------------------|----|-----|-------|
| 4 | Poffenbarger, Saylor | 28 | 330 | 11.8 |
| 30 | Dauda, Maryam | 29 | 193 | 6.7 |
| 2 | Spencer, Samara | 29 | 137 | 4.7 |
| 43 | Daniels, Makayla | 29 | 128 | 4.4 |
| 0 | Scott, Taliah | 20 | 65 | 3.3 |

Rebounds Average

| ## | Player | G | Reb | Reb/G |
|----|----------------------|----|-----|-------|
| 4 | Poffenbarger, Saylor | 28 | 330 | 11.8 |
| 30 | Dauda, Maryam | 29 | 193 | 6.7 |
| 2 | Spencer, Samara | 29 | 137 | 4.7 |
| 43 | Daniels, Makayla | 29 | 128 | 4.4 |
| 0 | Scott, Taliah | 20 | 65 | 3.3 |

Offensive Rebounds

| ## | Player | G | OReb | OReb/G |
|----|----------------------|----|------|--------|
| 30 | Dauda, Maryam | 29 | 73 | 2.5 |
| 4 | Poffenbarger, Saylor | 28 | 54 | 1.9 |
| 43 | Daniels, Makayla | 29 | 38 | 1.3 |
| 2 | Spencer, Samara | 29 | 19 | 0.7 |
| 20 | Johnson, Karley | 17 | 12 | 0.7 |

Defensive Rebounds

| ## | Player | G | DReb | DReb/G |
|----|----------------------|----|------|--------|
| 4 | Poffenbarger, Saylor | 28 | 276 | 9.9 |
| 30 | Dauda, Maryam | 29 | 120 | 4.1 |
| 2 | Spencer, Samara | 29 | 118 | 4.1 |
| 43 | Daniels, Makayla | 29 | 90 | 3.1 |
| 0 | Scott, Taliah | 20 | 57 | 2.9 |

Fouls

| ## | Player | G | PF | PF/G |
|----|----------------------|----|----|------|
| 30 | Dauda, Maryam | 29 | 86 | 3.0 |
| 43 | Daniels, Makayla | 29 | 75 | 2.6 |
| 4 | Poffenbarger, Saylor | 28 | 58 | 2.1 |
| 2 | Spencer, Samara | 29 | 52 | 1.8 |
| 0 | Scott, Taliah | 20 | 39 | 2.0 |

Foul Outs

| ## | Player | G | FO |
|----|----------------------|----|----|
| 2 | Spencer, Samara | 29 | 2 |
| 4 | Poffenbarger, Saylor | 28 | 1 |
| 30 | Dauda, Maryam | 29 | 1 |

Assists

| ## | Player | G | Ast | Ast/G |
|----|----------------------|----|-----|-------|
| 2 | Spencer, Samara | 29 | 104 | 3.6 |
| 43 | Daniels, Makayla | 29 | 77 | 2.7 |
| 4 | Poffenbarger, Saylor | 28 | 44 | 1.6 |
| 30 | Dauda, Maryam | 29 | 38 | 1.3 |
| 0 | Scott, Taliah | 20 | 29 | 1.5 |

Steals

| ## | Player | G | Stl | Stl/G |
|----|----------------------|----|-----|-------|
| 43 | Daniels, Makayla | 29 | 48 | 1.7 |
| 4 | Poffenbarger, Saylor | 28 | 40 | 1.4 |
| 2 | Spencer, Samara | 29 | 37 | 1.3 |
| 30 | Dauda, Maryam | 29 | 22 | 0.8 |
| 0 | Scott, Taliah | 20 | 12 | 0.6 |

Blocked Shots

| ## | Player | G | Blk | Blk/G |
|----|----------------------|----|-----|-------|
| 30 | Dauda, Maryam | 29 | 68 | 2.3 |
| 4 | Poffenbarger, Saylor | 28 | 34 | 1.2 |
| 13 | Goforth, Sasha | 7 | 13 | 1.9 |
| 55 | Ellis, Emrie | 20 | 13 | 0.7 |
| 43 | Daniels, Makayla | 29 | 8 | 0.3 |

Minutes

| ## | Player | G | Min | Min/G |
|----|----------------------|----|-----|-------|
| 2 | Spencer, Samara | 29 | 999 | 34:27 |
| 43 | Daniels, Makayla | 29 | 980 | 33:48 |
| 4 | Poffenbarger, Saylor | 28 | 901 | 32:10 |
| 30 | Dauda, Maryam | 29 | 842 | 29:02 |
| 0 | Scott, Taliah | 20 | 729 | 36:26 |

Turnovers

| ## | Player | G | TO | TO/G |
|----|----------------------|----|----|------|
| 2 | Spencer, Samara | 29 | 82 | 2.8 |
| 0 | Scott, Taliah | 20 | 68 | 3.4 |
| 30 | Dauda, Maryam | 29 | 61 | 2.1 |
| 4 | Poffenbarger, Saylor | 28 | 49 | 1.8 |
| 43 | Daniels, Makayla | 29 | 48 | 1.7 |

2023-24 Arkansas Women's Basketball
Points-rebounds-assists
All gamesPage 1/2
as of Feb 26, 2024

| Opponent | Date | Score | 0 | 2 | 4 | 8 | 10 | 13 | 20 | 21 | 23 | 30 | 34 |
|-----------------|------------|--------|------------|-------------|---------------------------|------------|--------------|-------------|-------------|-------------|-------------|-----------|---------|
| | | | SCOTT, TAL | SPENCER, SA | POFFENBARGER, FRANKLIN, B | SANCHEZ CE | GOPFORTH, SA | JOHNSON, KA | LINDSEY, LO | KEATS, CARL | DAUDA, MARY | LAWRENCE, | |
| ULM | 11/07/2023 | 81-76 | W | 29-6-1 | 16-8-2 | 7-21-1 | DNP | 0-2-0 | 4-7-0 | DNP | DNP | 4-0-0 | 4-7-0 |
| Murray St. | 11/10/2023 | 82-79 | W | 25-3-1 | 11-5-7 | 10-12-3 | DNP | 0-2-1 | 9-2-0 | DNP | DNP | 9-0-0 | 3-8-0 |
| Little Rock | 11/14/2023 | 77-36 | W | 18-3-0 | 6-2-5 | 12-8-1 | DNP | 1-2-0 | 2-4-0 | 1-2-0 | 0-0-1 | 14-4-0 | 15-7-0 |
| at Arkansas St. | 11/17/2023 | 82-67 | W | 34-5-2 | 9-3-3 | 9-14-4 | DNP | DNP | 2-2-1 | DNP | DNP | 3-1-1 | 11-9-2 |
| Central Ark. | 11/20/2023 | 81-67 | W | 17-4-3 | 16-2-1 | 17-6-0 | DNP | 0-0-1 | 4-2-1 | DNP | DNP | 0-2-0 | 14-8-1 |
| vs Wisconsin | 11/24/2023 | 65-62 | W | 18-5-1 | 13-6-2 | 4-10-2 | DNP | DNP | 0-0-0 | DNP | DNP | 4-2-0 | 4-11-3 |
| vs Marquette | 11/25/2023 | 58-74 | L | 21-3-0 | 8-2-3 | 13-7-2 | DNP | 2-1-0 | 0-2-0 | 0-2-0 | DNP | 9-0-0 | 2-4-1 |
| at Florida St. | 11/30/2023 | 71-58 | W | 24-4-2 | 15-1-6 | 13-23-2 | DNP | DNP | DNP | DNP | DNP | 3-1-0 | 6-6-0 |
| UCLA | 12/03/2023 | 66-81 | L | 23-2-1 | 2-2-1 | 12-7-0 | DNP | 0-1-0 | DNP | DNP | DNP | 2-1-1 | 14-2-2 |
| Louisiana Tech | 12/07/2023 | 100-60 | W | 29-2-1 | 20-8-6 | 12-11-2 | 0-1-0 | 0-2-0 | DNP | 0-2-1 | DNP | 8-2-1 | 9-3-0 |
| Ark.-Pine Bluff | 12/10/2023 | 70-74 | L | 31-6-2 | 4-8-1 | 13-10-3 | DNP | 0-1-0 | DNP | DNP | DNP | 0-0-1 | 6-4-0 |
| Samford | 12/16/2023 | 68-54 | W | 9-0-2 | 20-5-4 | 2-13-1 | DNP | 2-1-0 | DNP | DNP | DNP | 7-0-0 | 11-9-0 |
| vs Illinois | 12/20/2023 | 60-59 | W | 17-1-1 | 17-4-1 | 8-19-2 | DNP | 0-0-0 | DNP | DNP | DNP | 2-0-0 | 9-4-0 |
| vs UIC | 12/21/2023 | 66-58 | W | 26-6-2 | 13-0-2 | 17-11-1 | DNP | DNP | DNP | DNP | DNP | 2-2-0 | 3-8-3 |
| UIW | 12/31/2023 | 67-48 | W | 24-3-4 | 9-3-2 | 9-19-2 | 0-0-0 | 2-3-0 | DNP | 2-0-0 | DNP | 0-1-1 | 13-5-1 |
| at Kentucky | 01/04/2024 | 63-73 | L | 11-3-0 | 25-7-3 | 9-15-1 | DNP | 0-0-0 | DNP | 0-0-0 | DNP | 10-1-0 | 4-3-1 |
| Georgia | 01/07/2024 | 83-63 | W | DNP | 15-6-4 | 15-17-4 | 0-0-0 | 0-1-0 | DNP | 5-1-0 | DNP | 16-1-2 | 8-11-1 |
| Mississippi St. | 01/11/2024 | 63-66 | L | DNP | 13-4-6 | 9-7-3 | DNP | DNP | DNP | DNP | DNP | 12-0-1 | 17-13-2 |
| at Alabama | 01/14/2024 | 77-59 | W | DNP | 31-14-3 | 9-14-0 | DNP | DNP | DNP | 3-2-0 | DNP | 7-1-0 | 8-12-5 |
| at LSU | 01/21/2024 | 68-99 | L | DNP | 20-5-7 | 2-2-0 | DNP | 0-1-0 | DNP | 6-1-0 | DNP | 8-4-1 | 16-4-0 |
| Kentucky | 01/25/2024 | 88-61 | W | DNP | 13-7-4 | DNP | DNP | 2-1-0 | DNP | 14-6-1 | DNP | 14-2-3 | 16-7-2 |
| at Missouri | 01/28/2024 | 67-58 | W | DNP | 13-6-6 | 24-9-2 | DNP | DNP | DNP | 7-3-0 | DNP | 0-1-0 | 7-4-2 |
| Alabama | 02/01/2024 | 70-86 | L | 10-3-2 | 14-7-2 | 23-11-1 | DNP | DNP | DNP | 2-0-0 | DNP | DNP | 10-4-4 |
| Auburn | 02/04/2024 | 74-72 | W | 33-2-0 | 10-3-5 | 4-13-1 | DNP | DNP | DNP | 0-0-0 | DNP | DNP | 12-11-0 |
| at Florida | 02/08/2024 | 81-85 | L | 20-2-2 | 13-3-4 | 15-12-1 | DNP | DNP | DNP | 0-2-3 | DNP | DNP | 5-5-0 |
| at Tennessee | 02/12/2024 | 55-81 | L | 23-2-2 | 9-3-4 | 2-7-0 | DNP | 0-0-0 | DNP | 0-0-0 | DNP | DNP | 10-5-2 |
| Missouri | 02/18/2024 | 75-68 | W | DNP | 14-5-6 | 13-11-2 | DNP | DNP | DNP | 5-4-0 | DNP | 11-1-0 | 18-5-4 |
| at Texas A&M | 02/22/2024 | 67-73 | L | DNP | 24-3-2 | 7-9-2 | DNP | DNP | DNP | 2-1-0 | DNP | 2-1-1 | 17-6-2 |
| Vanderbilt | 02/25/2024 | 53-62 | L | DNP | 19-5-2 | 4-12-1 | DNP | DNP | DNP | 7-3-0 | DNP | 13-1-0 | 3-4-0 |

| Opponent | Date | Score | 43 | 55 |
|-----------------|------------|--------|------------|------------|
| | | | DANIELS,MA | ELLIS,EMRI |
| ULM | 11/07/2023 | 81-76 | W | 17-2-1 |
| Murray St. | 11/10/2023 | 82-79 | W | 15-6-1 |
| Little Rock | 11/14/2023 | 77-36 | W | 3-5-3 |
| at Arkansas St. | 11/17/2023 | 82-67 | W | 8-4-2 |
| Central Ark. | 11/20/2023 | 81-67 | W | 11-3-4 |
| vs Wisconsin | 11/24/2023 | 65-62 | W | 22-8-3 |
| vs Marquette | 11/25/2023 | 58-74 | L | 3-5-6 |
| at Florida St. | 11/30/2023 | 71-58 | W | 10-6-2 |
| UCLA | 12/03/2023 | 66-81 | L | 10-3-2 |
| Louisiana Tech | 12/07/2023 | 100-60 | W | 12-6-7 |
| Ark.-Pine Bluff | 12/10/2023 | 70-74 | L | 16-4-4 |
| Samford | 12/16/2023 | 68-54 | W | 14-3-2 |
| vs Illinois | 12/20/2023 | 60-59 | W | 5-3-4 |
| vs UIC | 12/21/2023 | 66-58 | W | 2-2-0 |
| UIW | 12/31/2023 | 67-48 | W | 8-5-1 |
| at Kentucky | 01/04/2024 | 63-73 | L | 4-2-2 |
| Georgia | 01/07/2024 | 83-63 | W | 24-7-3 |
| Mississippi St. | 01/11/2024 | 63-66 | L | 6-6-1 |
| at Alabama | 01/14/2024 | 77-59 | W | 16-3-0 |
| at LSU | 01/21/2024 | 68-99 | L | 13-6-3 |
| Kentucky | 01/25/2024 | 88-61 | W | 22-6-7 |
| at Missouri | 01/28/2024 | 67-58 | W | 13-3-1 |
| Alabama | 02/01/2024 | 70-86 | L | 11-1-5 |
| Auburn | 02/04/2024 | 74-72 | W | 15-6-2 |
| at Florida | 02/08/2024 | 81-85 | L | 26-3-3 |
| at Tennessee | 02/12/2024 | 55-81 | L | 8-6-1 |
| Missouri | 02/18/2024 | 75-68 | W | 14-6-2 |
| at Texas A&M | 02/22/2024 | 67-73 | L | 15-7-3 |
| Vanderbilt | 02/25/2024 | 53-62 | L | 5-1-2 |

2023-24 SPECIALTY STATS
(ARKANSAS/OPPONENT)

| | Result | Pts Off | Pts In | 2nd | Fast | Lead | | | | Best Ark | | | | Opp Best | | Ark | Opp |
|-----------------------|-----------|---------|---------|---------|---------|---------|------|------|-----|----------|------|------|-----|----------|------|------|-------|
| Opponent | TO | | Paint | Chance | Break | Bench | Ties | Chng | Ark | Largest | Lead | Run | Opp | Largest | Lead | Run | Led |
| vs. ULM | W, 81-76 | 15 / 19 | 38 / 40 | 6 / 2 | 15 / 24 | 8 / 14 | 8 | 6 | 14 | 5:42 | 4th | 9-0 | 5 | 6:05 | 1st | 8-0 | 29:37 |
| vs. Murray State | W, 82-79 | 12 / 30 | 44 / 28 | 4 / 9 | 20 / 14 | 18 / 43 | 4 | 3 | 24 | 7:22 | 3rd | 11-0 | 5 | 2:02 | 1st | 9-0 | 30:52 |
| vs. Little Rock | W, 77-36 | 18 / 6 | 36 / 16 | 14 / 5 | 12 / 3 | 23 / 6 | 1 | 1 | 43 | 5:31 | 4th | 15-0 | 2 | 9:30 | 1st | 4-0 | 37:15 |
| at Arkansas State | W, 82-67 | 13 / 11 | 28 / 26 | 16 / 14 | 10 / 2 | 11 / 8 | 4 | 11 | 21 | 0:02 | 3rd | 10-0 | 6 | 3:49 | 1st | 9-0 | 28:12 |
| vs. Central Arkansas | W, 81-67 | 20 / 12 | 24 / 24 | 14 / 9 | 9 / 9 | 6 / 25 | 1 | 0 | 20 | 2:59 | 2nd | 9-0 | 0 | 10:00 | 1st | 12-0 | 38:57 |
| vs. Wisconsin | W, 65-62 | 15 / 4 | 12 / 24 | 19 / 9 | 14 / 8 | 4 / 13 | 6 | 5 | 11 | 4:46 | 2nd | 11-0 | 10 | 9:40 | 3rd | 14-0 | 13:26 |
| vs. Maquette | L, 74-58 | 12 / 18 | 14 / 36 | 6 / 9 | 16 / 15 | 11 / 10 | 0 | 0 | 0 | 10:00 | 1st | 8-0 | 28 | 6:28 | 4th | 10-0 | 0:00 |
| at #15 Florida State | W, 71-58 | 14 / 7 | 20 / 24 | 7 / 5 | 9 / 7 | 3 / 11 | 3 | 7 | 23 | 8:36 | 4th | 14-0 | 8 | 3:40 | 2nd | 8-0 | 21:34 |
| vs. #2 UCLA | L, 81-66 | 13 / 20 | 22 / 40 | 10 / 20 | 7 / 19 | 5 / 28 | 0 | 1 | 6 | 8:39 | 1st | 15-0 | 30 | 0:35 | 3rd | 15-0 | 3:31 |
| vs. LA Tech | W, 100-60 | 13 / 8 | 42 / 28 | 12 / 1 | 17 / 9 | 18 / 25 | 0 | 0 | 44 | 6:44 | 4th | 22-0 | 0 | 10:00 | 1st | 7-0 | 7:25 |
| vs. UAPB | L, 74-70 | 12 / 18 | 18 / 36 | 11 / 35 | 15 / 15 | 0 / 22 | 5 | 8 | 12 | 2:25 | 2nd | 9-0 | 4 | 4:46 | 4th | 7-0 | 23:20 |
| vs. Samford | W, 68-54 | 16 / 19 | 28 / 12 | 12 / 4 | 7 / 10 | 12 / 0 | 4 | 2 | 17 | 0:31 | 4th | 10-0 | 3 | 5:47 | 2nd | 6-0 | 33:20 |
| vs. Illinois | W, 60-59 | 5 / 11 | 26 / 32 | 10 / 13 | 2 / 5 | 4 / 11 | 5 | 12 | 7 | 8:31 | 1st | 8-0 | 5 | 6:15 | 3rd | 7-0 | 21:12 |
| vs. UIC | W, 66-58 | 8 / 13 | 12 / 36 | 5 / 8 | 5 / 13 | 5 / 22 | 2 | 3 | 14 | 4:44 | 4th | 11-0 | 3 | 7:24 | 1st | 6-0 | 35:38 |
| vs. UIW | W, 67-48 | 16 / 9 | 20 / 18 | 9 / 11 | 9 / 5 | 4 / 20 | 0 | 4 | 21 | 1:31 | 4th | 10-0 | 6 | 6:10 | 1st | 7-0 | 36:44 |
| at Kentucky | L, 73-63 | 10 / 12 | 28 / 46 | 5 / 8 | 0 / 4 | 10 / 22 | 6 | 7 | 4 | 6:48 | 1st | 8-0 | 14 | 0:58 | 2nd | 12-0 | 12:26 |
| vs. Georgia | W, 83-43 | 21 / 8 | 24 / 12 | 17 / 12 | 19 / 9 | 5 / 14 | 0 | 0 | 44 | 6:06 | 4th | 12-0 | 0 | 10:00 | 1st | 5-0 | 39:03 |
| vs. Mississippi State | L, 66-63 | 0 / 8 | 22 / 42 | 12 / 10 | 8 / 8 | 6 / 6 | 5 | 2 | 2 | 3:40 | 4th | 11-0 | 15 | 2:41 | 2nd | 13-0 | 0:41 |
| at Alabama | W, 77-59 | 22 / 9 | 40 / 24 | 7 / 4 | 9 / 10 | 6 / 11 | 1 | 3 | 20 | 0:58 | 4th | 15-0 | 11 | 3:27 | 1st | 11-0 | 20:30 |
| at #10 LSU | L, 99-68 | 6 / 14 | 16 / 36 | 10 / 16 | 11 / 11 | 9 / 15 | 0 | 0 | 0 | 10:00 | 1st | 6-0 | 34 | 6:22 | 4th | 18-0 | 0:00 |
| vs. Kentucky | W, 88-61 | 24 / 12 | 40 / 34 | 18 / 19 | 3 / 8 | 9 / 35 | 0 | 0 | 29 | 6:14 | 4th | 18-0 | 0 | 10:00 | 1st | 10-0 | 39:38 |
| at Missouri | W, 67-58 | 14 / 7 | 18 / 16 | 6 / 7 | 0 / 0 | 10 / 11 | 7 | 14 | 11 | 0:29 | 4th | 7-0 | 5 | 0:41 | 1st | 7-0 | 24:31 |
| vs. Alabama | L, 86-70 | 9 / 18 | 24 / 32 | 11 / 9 | 14 / 21 | 10 / 20 | 4 | 4 | 3 | 5:20 | 1st | 12-0 | 25 | 3:20 | 3rd | 14-0 | 3:53 |
| vs. Auburn | W, 74-72 | 4 / 18 | 26 / 30 | 9 / 17 | 11 / 14 | 0 / 13 | 3 | 1 | 14 | 0:38 | 3rd | 15-0 | 15 | 4:55 | 2nd | 7-0 | 13:23 |
| at Florida | L, 85-81 | 19 / 20 | 26 / 40 | 13 / 16 | 9 / 8 | 2 / 43 | 9 | 10 | 10 | 1:30 | 3rd | 9-0 | 9 | 2:42 | 1st | 11-0 | 14:28 |
| at Tennessee | L, 81-55 | 8 / 14 | 16 / 34 | 3 / 15 | 16 / 23 | 3 / 30 | 0 | 0 | 0 | 10:00 | 1st | 6-0 | 27 | 1:10 | 4th | 12-0 | 0:00 |
| vs. Missouri | W, 75-68 | 18 / 12 | 38 / 26 | 8 / 6 | 13 / 8 | 11 / 2 | 0 | 1 | 20 | 2:33 | 3rd | 16-0 | 9 | 6:24 | 1st | 10-0 | 29:34 |
| at Texas A&M | L, 73-67 | 2 / 6 | 32 / 32 | 13 / 6 | 0 / 6 | 2 / 26 | 13 | 5 | 14 | 9:46 | 3rd | 15-0 | 9 | 5:51 | 4th | 12-0 | 18:16 |
| vs. Vanderbilt | L, 62-53 | 15 / 13 | 16 / 26 | 5 / 14 | 1 / 6 | 15 / 25 | 7 | 6 | 3 | 8:22 | 1st | 7-0 | 10 | 3:12 | 3rd | 8-0 | 5:18 |



2023-24 Arkansas Women's Basketball Player Highs Analysis All games

Page 1/4
as of Feb 26, 2024

Arkansas - Individual Game Highs

| | | | |
|------------------------------------|-------|---------|---|
| POINTS | 34 | | Taliah Scott at Arkansas St. (11/17/2023) |
| | 33 | | Taliah Scott vs Auburn (02/04/2024) |
| | 31 | | Samara Spencer at Alabama (01/14/2024) |
| | 31 | | Taliah Scott vs Ark.-Pine Bluff (12/10/2023) |
| | 29 | | Taliah Scott vs Louisiana Tech (12/07/2023) |
| | 29 | | Taliah Scott vs ULM (11/07/2023) |
| FIELD GOALS MADE | 12 | | Taliah Scott vs Louisiana Tech (12/07/2023) |
| | 12 | | Taliah Scott at Arkansas St. (11/17/2023) |
| FIELD GOAL ATTEMPTS | 29 | | Samara Spencer at Alabama (01/14/2024) |
| | 27 | | Taliah Scott at Tennessee (02/12/2024) |
| FIELD GOAL PERCENTAGE (min 5 made) | .857 | (6-7) | Saylor Poffenbarger vs UIC (N) (12/21/2023) |
| | .750 | (12-16) | Taliah Scott vs Louisiana Tech (12/07/2023) |
| 3 PT FG MADE | 8 | | Saylor Poffenbarger at Missouri (01/28/2024) |
| | 6 | | Taliah Scott vs Auburn (02/04/2024) |
| | 6 | | Taliah Scott vs UIC (N) (12/21/2023) |
| | 6 | | Taliah Scott vs Ark.-Pine Bluff (12/10/2023) |
| 3 PT FG ATTEMPTS | 14 | | Taliah Scott at Tennessee (02/12/2024) |
| | 14 | | Taliah Scott vs Ark.-Pine Bluff (12/10/2023) |
| 3 PT FG PERCENTAGE (min 2 made) | 1.000 | (2-2) | Emrie Ellis at Arkansas St. (11/17/2023) |
| | .833 | (5-6) | Makayla Daniels at Florida (02/08/2024) |
| FREE THROWS MADE | 10 | | Samara Spencer vs ULM (11/07/2023) |
| | 9 | | Samara Spencer at Kentucky (01/04/2024) |
| | 9 | | Taliah Scott at Arkansas St. (11/17/2023) |
| | 9 | | Taliah Scott vs ULM (11/07/2023) |
| FREE THROW ATTEMPTS | 14 | | Samara Spencer at Kentucky (01/04/2024) |
| | 13 | | Taliah Scott vs ULM (11/07/2023) |
| FREE THROW PERCENTAGE (min 3 made) | 1.000 | (9-9) | Taliah Scott at Arkansas St. (11/17/2023) |
| | 1.000 | (7-7) | Samara Spencer at Florida (02/08/2024) |
| | 1.000 | (7-7) | Taliah Scott vs Murray St. (11/10/2023) |
| | 1.000 | (6-6) | Taliah Scott at Florida (02/08/2024) |
| | 1.000 | (6-6) | Maryam Dauda vs Samford (12/16/2023) |
| | 1.000 | (5-5) | Makayla Daniels at Florida (02/08/2024) |
| | 1.000 | (5-5) | Taliah Scott vs Auburn (02/04/2024) |
| | 1.000 | (5-5) | Makayla Daniels at LSU (01/21/2024) |
| | 1.000 | (5-5) | Maryam Dauda vs Mississippi St. (01/11/2024) |
| | 1.000 | (5-5) | Samara Spencer vs Georgia (01/07/2024) |
| | 1.000 | (5-5) | Maryam Dauda vs UIW (12/31/2023) |
| | 1.000 | (4-4) | Makayla Daniels at Missouri (01/28/2024) |
| | 1.000 | (4-4) | Samara Spencer vs Kentucky (01/25/2024) |
| | 1.000 | (4-4) | Maryam Dauda vs Georgia (01/07/2024) |
| | 1.000 | (4-4) | Saylor Poffenbarger vs UIW (12/31/2023) |
| | 1.000 | (4-4) | Taliah Scott vs UIW (12/31/2023) |
| | 1.000 | (4-4) | Taliah Scott at Florida St. (11/30/2023) |
| | 1.000 | (4-4) | Samara Spencer vs Central Ark. (11/20/2023) |
| | 1.000 | (4-4) | Saylor Poffenbarger vs Little Rock (11/14/2023) |
| | 1.000 | (3-3) | Carly Keats vs Vanderbilt (02/25/2024) |
| REBOUNDS | 23 | | Saylor Poffenbarger at Florida St. (11/30/2023) |
| | 21 | | Saylor Poffenbarger vs ULM (11/07/2023) |
| ASSISTS | 7 | | Makayla Daniels vs Kentucky (01/25/2024) |
| | 7 | | Samara Spencer at LSU (01/21/2024) |
| | 7 | | Makayla Daniels vs Louisiana Tech (12/07/2023) |
| | 7 | | Samara Spencer vs Murray St. (11/10/2023) |
| STEALS | 5 | | Makayla Daniels vs Georgia (01/07/2024) |
| | 5 | | Saylor Poffenbarger vs UIC (N) (12/21/2023) |
| | 5 | | Saylor Poffenbarger vs Louisiana Tech (12/07/2023) |
| BLOCKED SHOTS | 10 | | Maryam Dauda at Alabama (01/14/2024) |
| | 5 | | Saylor Poffenbarger vs Ark.-Pine Bluff (12/10/2023) |
| TURNOVERS | 9 | | Taliah Scott at Arkansas St. (11/17/2023) |
| | 7 | | Samara Spencer at Alabama (01/14/2024) |
| | 7 | | Taliah Scott vs UIW (12/31/2023) |
| | 7 | | Taliah Scott vs Ark.-Pine Bluff (12/10/2023) |
| FOULS | 5 | | Saylor Poffenbarger at Texas A&M (02/22/2024) |
| | 5 | | Samara Spencer vs Kentucky (01/25/2024) |
| | 5 | | Maryam Dauda at Kentucky (01/04/2024) |
| | 5 | | Samara Spencer vs Ark.-Pine Bluff (12/10/2023) |



0 Taliah Scott | Fr. | 5-9 | G | Orange Park, Fla. (St. Johns Country Day School)

| SCOTT BENCHMARK STATS | | | | |
|-----------------------|-----------|----|--------------|-----------|
| SEASON HIGHS | Points | 34 | at A-State | 11-17-23 |
| | FG Made | 12 | vs. LA Tech | 12-7-23* |
| | FG Att. | 27 | at Tennessee | 2-12-24 |
| | 3FG Made | 6 | vs. Auburn | 2-4-24* |
| | 3FG Att. | 14 | at Tennessee | 2-12-24* |
| | FT Made | 9 | at A-State | 11-17-23* |
| | FT Att. | 13 | vs. ULM | 11-7-23 |
| | Off. Reb. | 2 | vs. UAPB | 12-10-23* |
| | Def. Reb. | 6 | vs. UIC | 12-21-23 |
| | Rebounds | 6 | vs. UIC | 12-21-23* |
| | Assists | 4 | vs. UIW | 12-31-23 |
| | Blocks | 1 | at Kentucky | 1-4-24* |
| | Steals | 2 | at Tennessee | 2-12-24* |
| | Minutes | 40 | vs. Auburn | 2-4-24* |

| | | | | |
|--------------|-----------|----|--------------|-----------|
| CAREER HIGHS | Points | 34 | at A-State | 11-17-23 |
| | FG Made | 12 | vs. LA Tech | 12-7-23* |
| | FG Att. | 27 | at Tennessee | 2-12-24 |
| | 3FG Made | 6 | vs. Auburn | 2-4-24* |
| | 3FG Att. | 14 | at Tennessee | 2-12-24* |
| | FT Made | 9 | at A-State | 11-17-23* |
| | FT Att. | 13 | vs. ULM | 11-7-23 |
| | Off. Reb. | 2 | vs. UAPB | 12-10-23* |
| | Def. Reb. | 6 | vs. UIC | 12-21-23 |
| | Rebounds | 6 | vs. UIC | 12-21-23* |
| | Assists | 4 | vs. UIW | 12-31-23 |
| | Blocks | 1 | at Kentucky | 1-4-24* |
| | Steals | 2 | at Tennessee | 2-12-24* |
| | Minutes | 40 | vs. Auburn | 2-4-24* |

| | | | | |
|-----------|-----------|----|--------------|----------|
| SEC HIGHS | Points | 33 | vs. Auburn | 2-4-24 |
| | FG Made | 11 | vs. Auburn | 2-4-24 |
| | FG Att. | 27 | at Tennessee | 2-12-24 |
| | 3FG Made | 6 | vs. Auburn | 2-4-24 |
| | 3FG Att. | 14 | at Tennessee | 2-12-24 |
| | FT Made | 6 | at Florida | 2-8-24 |
| | FT Att. | 6 | at Florida | 2-8-24 |
| | Off. Reb. | 1 | vs. Alabama | 2-1-24 |
| | Def. Reb. | 3 | at Kentucky | 1-4-24 |
| | Rebounds | 3 | vs. Alabama | 2-1-24* |
| | Assists | 2 | at Tennessee | 2-12-24* |
| | Blocks | 1 | at Kentucky | 1-4-24 |
| | Steals | 2 | at Tennessee | 2-12-24* |
| | Minutes | 40 | vs. Auburn | 2-4-24 |

| | | | |
|----------|--------------------|-------|--------|
| NOTABLES | Stat | 23-24 | Career |
| | Double Figure Pts | 19 | 19 |
| | Double Figure Rebs | - | - |
| | Double-Doubles | - | - |
| | 5+ Assists | - | - |
| | 3+ Blocks | - | - |
| | 3+ Steals | - | - |
| | Led Team in Pts | 15 | 15 |
| | Led Team in Reb | - | - |
| | 20+ Points | 13 | 13 |
| | 30+ Points | 3 | 3 |

* Most Recent

GAME NOTES

- Out for past three games due to a serious family issue
- Missed six games due to injury, and has averaged 25.3 PPG in her last three game appearances
- Named to West Palm Beach Classic All-Tournament Team, averaging 21.5 PPG vs. Illinois and UIC
- Matched program record of five SEC Freshman of the Week awards just seven weeks into the season
- Led SEC in scoring (22.1) as the only player averaging 20.0+ PPG – all stats don't show up on SEC report due to playing less than 75 percent of games
- Her 442 points is higher than Kelsey Plum (401) & Chelsea Dungee (333) through their first 20 games
- No. 11 ranked player in the 2023 HoopGurlz Recruiting Rankings – ESPNW 100 and five-star prospect
- McDonald's All-American, Gatorade Florida Girls Basketball Player of the Year & Florida Dairy Farmers Miss Basketball
- Finished high school with 2,735 points, which is third most points by a NE Florida girls basketball player
- Led the country in scoring for the majority of the year during her senior year with an incredible 36.2 points, 9.2 rebounds, 4.8 assists and 3.0 steals per game at St. Johns Country Day

FASTBREAK WITH TALIAH SCOTT

- Daughter of Derrick and Marika Scott
- Her dad played basketball at UNF
- Majoring in psychology
- Was nine when she started playing basketball and seeing her brother play inspired her to do so, while she was doing gymnastics at the time
- Shot her first 3-pointer ever at an Orlando Magic game family shooting contest
- Dedicating this season to her best friend, Mike, who passed away a couple years ago

#0 SCOTT, Taliah

| Opponent | Date | GS | MIN | Total | | 3-Pointers | | Free throws | | Rebounds | | PF | A | TO | BLK | STL | PTS | AVG | | | |
|-----------------|------------|----|-------|--------|---------|------------|--------|-------------|--------|----------|-----|----|-----|-----|-----|-----|-----|-----|------|------|------|
| | | | | FG-FGA | PCT | 3FG-3FGA | PCT | FT-FTA | PCT | OFF | DEF | | | | | | | | TOT | AVG | |
| ULM | 11/07/2023 | * | 32:13 | 9-20 | .450 | 2-8 | .250 | 9-13 | .692 | 1 | 5 | 6 | 6.0 | 2 | 1 | 2 | 0 | 29 | 29.0 | | |
| Murray St. | 11/10/2023 | * | 34:30 | 9-20 | .450 | 0-4 | .000 | 7-7 | 1.000 | 0 | 3 | 3 | 4.5 | 0 | 1 | 5 | 0 | 25 | 27.0 | | |
| Little Rock | 11/14/2023 | * | 28:50 | 6-11 | .545 | 1-4 | .250 | 5-6 | .833 | 1 | 2 | 3 | 4.0 | 1 | 0 | 4 | 0 | 18 | 24.0 | | |
| at Arkansas St. | 11/17/2023 | * | 40:00 | 12-21 | .571 | 1-9 | .111 | 9-9 | 1.000 | 2 | 3 | 5 | 4.3 | 2 | 2 | 9 | 0 | 1 | 34 | 26.5 | |
| Central Ark. | 11/20/2023 | * | 35:55 | 7-17 | .412 | 0-3 | .000 | 3-3 | 1.000 | 0 | 4 | 4 | 4.2 | 2 | 3 | 3 | 0 | 17 | 24.6 | | |
| vs Wisconsin | 11/24/2023 | * | 37:56 | 6-20 | .300 | 4-12 | .333 | 2-2 | 1.000 | 0 | 5 | 5 | 4.3 | 1 | 1 | 1 | 0 | 1 | 18 | 23.5 | |
| vs Marquette | 11/25/2023 | * | 35:09 | 6-14 | .429 | 2-7 | .286 | 7-8 | .875 | 0 | 3 | 3 | 4.1 | 3 | 0 | 2 | 0 | 21 | 23.1 | | |
| at Florida St. | 11/30/2023 | * | 33:56 | 8-21 | .381 | 4-13 | .308 | 4-4 | 1.000 | 0 | 4 | 4 | 4.1 | 2 | 2 | 2 | 0 | 24 | 23.3 | | |
| UCLA | 12/03/2023 | * | 38:55 | 6-21 | .286 | 3-7 | .429 | 8-9 | .889 | 0 | 2 | 2 | 3.9 | 1 | 1 | 4 | 0 | 1 | 23 | 23.2 | |
| Louisiana Tech | 12/07/2023 | * | 31:00 | 12-16 | .750 | 5-8 | .625 | 0-4 | .000 | 0 | 2 | 2 | 3.7 | 1 | 1 | 3 | 0 | 1 | 29 | 23.8 | |
| Ark-Pine Bluff | 12/10/2023 | * | 40:00 | 9-20 | .450 | 6-14 | .429 | 7-8 | .875 | 2 | 4 | 6 | 3.9 | 3 | 2 | 7 | 0 | 31 | 24.5 | | |
| Samford | 12/16/2023 | * | 36:54 | 2-12 | .167 | 0-5 | .000 | 5-9 | .556 | 0 | 0 | 0 | 3.6 | 2 | 2 | 3 | 1 | 1 | 9 | 23.2 | |
| vs Illinois | 12/20/2023 | * | 37:55 | 7-15 | .467 | 1-6 | .167 | 2-2 | 1.000 | 1 | 0 | 1 | 3.4 | 3 | 1 | 3 | 0 | 0 | 17 | 22.7 | |
| vs UIC | 12/21/2023 | * | 40:00 | 9-24 | .375 | 6-12 | .500 | 2-2 | 1.000 | 0 | 6 | 6 | 3.6 | 2 | 2 | 0 | 0 | 26 | 22.9 | | |
| UIW | 12/31/2023 | * | 37:56 | 8-20 | .400 | 4-12 | .333 | 4-4 | 1.000 | 0 | 3 | 3 | 3.5 | 1 | 4 | 7 | 0 | 24 | 23.0 | | |
| at Kentucky | 01/04/2024 | * | 39:59 | 5-16 | .313 | 1-8 | .125 | 0-0 | .000 | 0 | 3 | 3 | 3.5 | 4 | 0 | 4 | 1 | 2 | 11 | 22.3 | |
| Alabama | 02/01/2024 | * | 28:54 | 3-14 | .214 | 1-8 | .125 | 3-4 | .750 | 1 | 2 | 3 | 3.5 | 2 | 2 | 1 | 0 | 2 | 10 | 21.5 | |
| Auburn | 02/04/2024 | * | 40:00 | 11-23 | .478 | 6-12 | .500 | 5-5 | 1.000 | 0 | 2 | 2 | 3.4 | 2 | 0 | 4 | 0 | 1 | 33 | 22.1 | |
| at Florida | 02/08/2024 | * | 39:01 | 6-19 | .316 | 2-10 | .200 | 6-6 | 1.000 | 0 | 2 | 2 | 3.3 | 4 | 2 | 3 | 0 | 20 | 22.1 | | |
| at Tennessee | 02/12/2024 | * | 39:36 | 10-27 | .370 | 3-14 | .214 | 0-0 | .000 | 0 | 2 | 2 | 3.3 | 1 | 2 | 1 | 0 | 2 | 23 | 22.1 | |
| Totals | | | 19 | 728:40 | 151-371 | .407 | 52-176 | .295 | 88-105 | .838 | 8 | 57 | 65 | 3.3 | 39 | 29 | 68 | 2 | 12 | 442 | 22.1 |

Player Averages

| Games Played | Minutes/game | Points/game | FG Pct | 3FG Pct | FT Pct | Rebounds/game | Assists/game | Turnovers/game | Assist/Turnover ratio | Steals/game | Blocks/game |
|--------------|--------------|-------------|--------|---------|--------|---------------|--------------|----------------|-----------------------|-------------|-------------|
| 20 | 36.4 | 22.1 | 40.7 | 29.5 | 83.8 | 3.3 | 1.5 | 3.4 | 0.4 | 0.6 | 0.1 |

CAREER STATISTICS

| | | | | Field Goals | | 3-Point | | F-Throws | | Rebounds | | | | | | | | | Scoring | |
|---------|------|-------|----------|-------------|------|----------|------|----------|------|----------|-----|-----|-----|-------|----|----|-----|-----|---------|------|
| SEASON | TEAM | GP-GS | MIN/AVG | FG-FGA | FG% | 3FG-3FGA | 3FG% | FT-FTA | FT% | OFF | DEF | TOT | AVG | PF-FO | A | TO | BLK | STL | PTS | AVG |
| 2023-24 | Ark | 20-19 | 729/36.4 | 151-371 | .407 | 52-176 | .295 | 88-105 | .838 | 8 | 57 | 65 | 3.3 | 39-0 | 29 | 68 | 2 | 12 | 442 | 22.1 |
| TOTAL | | 20-19 | 729/36.4 | 151-371 | .407 | 52-176 | .295 | 88-105 | .838 | 8 | 57 | 65 | 3.3 | 39-0 | 29 | 68 | 2 | 12 | 442 | 22.1 |



2 Samara Spencer | Jr. | 5-7 | G | Fort Lauderdale, Fla. (St. Thomas Aquinas HS)

SPENCER BENCHMARK STATS

SEASON HIGHS

| | | | |
|-----------|----|---------------|----------|
| Points | 31 | at Alabama | 1-14-24 |
| FG Made | 11 | at Alabama | 1-14-24 |
| FG Att. | 29 | at Alabama | 1-14-24 |
| 3FG Made | 3 | at #10/9 LSU | 1-21-24* |
| 3FG Att. | 11 | vs. Wisconsin | 11-24-23 |
| FT Made | 10 | vs. ULM | 11-7-23 |
| FT Att. | 14 | at Kentucky | 1-4-24 |
| Off. Reb. | 3 | vs. Alabama | 2-1-24 |
| Def. Reb. | 12 | at Alabama | 1-14-24 |
| Rebounds | 14 | at Alabama | 1-14-24 |
| Assists | 7 | at #10/9 LSU | 1-21-24* |
| Blocks | 2 | at Texas A&M | 2-22-24* |
| Steals | 3 | at #10/9 LSU | 1-21-24* |
| Minutes | 39 | at Florida | 2-8-24* |

CAREER HIGHS

| | | | |
|-----------|----|------------------|-----------|
| Points | 32 | vs. Oral Roberts | 12-4-22 |
| FG Made | 11 | at Alabama | 1-14-24 |
| FG Att. | 29 | at Alabama | 1-14-24 |
| 3FG Made | 6 | vs. Oral Roberts | 12-4-22 |
| 3FG Att. | 11 | vs. Wisconsin | 11-24-23* |
| FT Made | 10 | vs. ULM | 11-7-23 |
| FT Att. | 16 | vs. Lamar | 12-8-22 |
| Off. Reb. | 3 | vs. Alabama | 2-1-24 |
| Def. Reb. | 12 | at Alabama | 1-14-24 |
| Rebounds | 14 | at Alabama | 1-14-24 |
| Assists | 11 | vs. LA Tech | 3-16-23 |
| Blocks | 2 | at Texas A&M | 2-22-24* |
| Steals | 4 | vs. NAU | 11-24-22* |
| Minutes | 43 | vs. Ole Miss | 1-29-23* |

SEC HIGHS

| | | | |
|-----------|----|-----------------|----------|
| Points | 31 | at Alabama | 1-14-24 |
| FG Made | 11 | at Alabama | 1-14-24 |
| FG Att. | 29 | at Alabama | 1-14-24 |
| 3FG Made | 5 | vs. Miss. State | 1-23-22 |
| 3FG Att. | 8 | vs. Alabama | 2-1-24 |
| FT Made | 9 | at Kentucky | 1-4-24 |
| FT Att. | 14 | at Kentucky | 1-4-24 |
| Off. Reb. | 3 | vs. Alabama | 2-1-24 |
| Def. Reb. | 12 | at Alabama | 1-14-24 |
| Rebounds | 14 | at Alabama | 1-14-24 |
| Assists | 9 | vs. Tennessee | 2-16-23 |
| Blocks | 2 | at Texas A&M | 2-22-24* |
| Steals | 3 | at #10/9 LSU | 1-21-24* |
| Minutes | 43 | vs. Ole Miss | 1-29-23* |

NOTABLES

| Stat | 21-22 | 22-23 | 23-24 | Career |
|--------------------|-------|-------|-------|--------|
| Double Figure Pts | 20 | 27 | 22 | 69 |
| Double Figure Rebs | - | - | 1 | 1 |
| Double-Doubles | - | 2 | 1 | 3 |
| 5+ Assists | 5 | 13 | 9 | 27 |
| 3+ Blocks | - | - | - | - |
| 3+ Steals | 2 | 4 | 2 | 8 |
| Led Team in Pts | 5 | 14 | 7 | 26 |
| Led Team in Reb | 1 | 2 | 2 | 5 |
| 20+ Points | 3 | 8 | 6 | 17 |
| 30+ Points | - | 1 | 1 | 2 |

* Most Recent

GAME NOTES

- Coming off 19 points, five rebounds, two assists and two steals vs. Vanderbilt
 - Registered third career double-double w/ 31 points & 14 rebounds w/ three assists at Alabama
 - Tied a game-high 17 points with the game-winning assist vs. Illinois at the West Palm Beach Classic
 - Became 33rd member of the 1K club at Arkansas, sixth in the Mike Neighbors era at No. 15 Florida State
 - Ranks first in minutes (34.45), second in free throw makes (113), third in free throw attempts (152) in SEC, & in league games, sits second in minutes/gm (37.28), fifth in assists/gm (4.1) & 10th in scoring (16.6)
 - Among active SEC players, fourth in assists (354), which is 11th most in school history and eighth in scoring (1,322), 18th most in Arkansas history
 - Leading returning scorer with 14.4 PPG and a team-leading 154 assists last season
 - Logged a near triple-double with 14 points, 11 assists and six rebounds vs. LA Tech in WNIT First Round
 - Named 2022 SEC Freshman of the Year
- FASTBREAK WITH SAMARA SPENCER**
- Majoring in recreation and sport management
 - Realized she wanted to play basketball when she saw her was watching a Tennessee WBB game when she was 7
 - Loves to take pictures as a hobby
 - Wears #2 because it's her favorite number
 - Most notable skills on court: speed and IQ
 - Proudest accomplishment in basketball: winning SEC Freshman of the Year

#2 SPENCER, Samara

| Opponent | Date | GS | MIN | Total | | 3-Pointers | | Free throws | | Rebounds | | PF | A | TO | BLK | STL | PTS | AVG | | | |
|-----------------|------------|----|-------|--------|---------|------------|--------|-------------|---------|----------|-----|-----|-----|-----|-----|-----|-----|-----|------|------|------|
| | | | | FG-FGA | PCT | 3FG-3FGA | PCT | FT-FTA | PCT | OFF | DEF | | | | | | | | TOT | AVG | |
| ULM | 11/07/2023 | * | 30:29 | 3-7 | .429 | 0-1 | .000 | 10-12 | .833 | 1 | 7 | 8 | 8.0 | 0 | 2 | 5 | 0 | 1 | 16.0 | | |
| Murray St. | 11/10/2023 | * | 38:09 | 4-9 | .444 | 2-5 | .400 | 1-2 | .500 | 0 | 5 | 5 | 6.5 | 2 | 7 | 4 | 0 | 0 | 11 | 13.5 | |
| Little Rock | 11/14/2023 | * | 25:00 | 3-8 | .375 | 0-3 | .000 | 0-0 | .000 | 0 | 2 | 2 | 5.0 | 0 | 5 | 0 | 0 | 1 | 6 | 11.0 | |
| at Arkansas St. | 11/17/2023 | * | 31:42 | 3-6 | .500 | 0-2 | .000 | 3-3 | 1.000 | 0 | 3 | 3 | 4.5 | 2 | 3 | 1 | 0 | 2 | 9 | 10.5 | |
| Central Ark. | 11/20/2023 | * | 23:16 | 5-9 | .556 | 2-4 | .500 | 4-4 | 1.000 | 0 | 2 | 2 | 4.0 | 0 | 1 | 1 | 0 | 1 | 16 | 11.6 | |
| vs Wisconsin | 11/24/2023 | * | 35:15 | 3-17 | .176 | 3-11 | .273 | 4-6 | .667 | 1 | 5 | 6 | 4.3 | 1 | 2 | 3 | 1 | 2 | 13 | 11.8 | |
| vs Marquette | 11/25/2023 | * | 32:44 | 2-8 | .250 | 1-3 | .333 | 3-5 | .600 | 0 | 2 | 2 | 4.0 | 1 | 3 | 3 | 2 | 1 | 8 | 11.3 | |
| at Florida St. | 11/30/2023 | * | 37:34 | 5-15 | .333 | 3-7 | .429 | 2-2 | 1.000 | 0 | 1 | 1 | 3.6 | 1 | 6 | 2 | 0 | 0 | 15 | 11.8 | |
| UCLA | 12/03/2023 | * | 21:41 | 1-4 | .250 | 0-0 | .000 | 0-0 | .000 | 0 | 2 | 2 | 3.4 | 3 | 1 | 2 | 0 | 3 | 2 | 10.7 | |
| Louisiana Tech | 12/07/2023 | * | 29:24 | 7-12 | .583 | 3-8 | .375 | 3-6 | .500 | 1 | 7 | 8 | 3.9 | 0 | 6 | 3 | 0 | 2 | 20 | 11.6 | |
| Ark.-Pine Bluff | 12/10/2023 | * | 33:05 | 1-11 | .091 | 1-4 | .250 | 1-2 | .500 | 1 | 7 | 8 | 4.3 | 5 | 1 | 2 | 0 | 2 | 4 | 10.9 | |
| Samford | 12/16/2023 | * | 35:18 | 7-12 | .583 | 0-2 | .000 | 6-8 | .750 | 0 | 5 | 5 | 4.3 | 1 | 4 | 1 | 0 | 0 | 20 | 11.7 | |
| vs Illinois | 12/20/2023 | * | 35:15 | 7-19 | .368 | 2-7 | .286 | 1-4 | .250 | 0 | 4 | 4 | 4.3 | 2 | 1 | 4 | 0 | 1 | 17 | 12.1 | |
| vs UIC | 12/21/2023 | * | 37:52 | 3-14 | .214 | 2-6 | .333 | 5-6 | .833 | 0 | 0 | 0 | 4.0 | 0 | 2 | 3 | 0 | 0 | 13 | 12.1 | |
| UIW | 12/31/2023 | * | 30:16 | 3-5 | .600 | 1-3 | .333 | 2-3 | .667 | 1 | 2 | 3 | 3.9 | 2 | 2 | 1 | 0 | 2 | 9 | 11.9 | |
| at Kentucky | 01/04/2024 | * | 39:15 | 8-17 | .471 | 0-2 | .000 | 9-14 | .643 | 2 | 5 | 7 | 4.1 | 2 | 3 | 4 | 0 | 2 | 25 | 12.8 | |
| Georgia | 01/07/2024 | * | 37:37 | 4-15 | .267 | 2-6 | .333 | 5-5 | 1.000 | 1 | 5 | 6 | 4.2 | 1 | 4 | 3 | 0 | 1 | 15 | 12.9 | |
| Mississippi St. | 01/11/2024 | * | 38:45 | 5-20 | .250 | 1-7 | .143 | 2-2 | 1.000 | 1 | 3 | 4 | 4.2 | 0 | 6 | 2 | 0 | 0 | 13 | 12.9 | |
| at Alabama | 01/14/2024 | * | 39:24 | 11-29 | .379 | 2-7 | .286 | 7-8 | .875 | 2 | 12 | 14 | 4.7 | 3 | 3 | 7 | 0 | 2 | 31 | 13.8 | |
| at LSU | 01/21/2024 | * | 35:26 | 5-22 | .227 | 3-9 | .333 | 7-8 | .875 | 0 | 5 | 5 | 4.8 | 4 | 7 | 3 | 0 | 3 | 20 | 14.2 | |
| Kentucky | 01/25/2024 | * | 29:29 | 4-15 | .267 | 1-5 | .200 | 4-4 | 1.000 | 1 | 6 | 7 | 4.9 | 5 | 4 | 3 | 0 | 1 | 13 | 14.1 | |
| at Missouri | 01/28/2024 | * | 38:51 | 4-8 | .500 | 0-2 | .000 | 5-8 | .625 | 0 | 6 | 6 | 4.9 | 2 | 6 | 6 | 0 | 1 | 13 | 14.0 | |
| Alabama | 02/01/2024 | * | 36:48 | 4-14 | .286 | 2-8 | .250 | 4-5 | .800 | 3 | 4 | 7 | 5.0 | 2 | 2 | 4 | 0 | 1 | 14 | 14.0 | |
| Auburn | 02/04/2024 | * | 38:14 | 4-11 | .364 | 0-2 | .000 | 2-4 | .500 | 0 | 3 | 3 | 4.9 | 3 | 5 | 2 | 0 | 1 | 10 | 13.9 | |
| at Florida | 02/08/2024 | * | 38:35 | 3-9 | .333 | 0-2 | .000 | 7-7 | 1.000 | 2 | 1 | 3 | 4.8 | 1 | 4 | 3 | 0 | 2 | 13 | 13.8 | |
| at Tennessee | 02/12/2024 | * | 37:26 | 3-8 | .375 | 0-2 | .000 | 3-4 | .750 | 0 | 3 | 3 | 4.8 | 2 | 4 | 3 | 0 | 2 | 9 | 13.7 | |
| Missouri | 02/18/2024 | * | 37:16 | 4-13 | .308 | 1-5 | .200 | 5-8 | .625 | 1 | 4 | 5 | 4.8 | 2 | 6 | 4 | 0 | 0 | 14 | 13.7 | |
| at Texas A&M | 02/22/2024 | * | 34:50 | 9-18 | .500 | 2-3 | .667 | 4-5 | .800 | 1 | 2 | 3 | 4.7 | 3 | 2 | 0 | 2 | 1 | 24 | 14.0 | |
| Vanderbilt | 02/25/2024 | * | 40:00 | 7-21 | .333 | 1-7 | .143 | 4-7 | .571 | 0 | 5 | 5 | 4.7 | 2 | 2 | 3 | 0 | 2 | 19 | 14.2 | |
| Totals | | | 29 | 998:55 | 132-376 | .351 | 35-133 | .263 | 113-152 | .743 | 19 | 118 | 137 | 4.7 | 52 | 104 | 82 | 5 | 37 | 412 | 14.2 |

Player Averages

| Games Played | Minutes/game | Points/game | FG Pct | 3FG Pct | FT Pct | Rebounds/game | Assists/game | Turnovers/game | Assist/Turnover ratio | Steals/game | Blocks/game |
|--------------|--------------|-------------|--------|---------|--------|---------------|--------------|----------------|-----------------------|-------------|-------------|
| 29 | 34.4 | 14.2 | 35.1 | 26.3 | 74.3 | 4.7 | 3.6 | 2.8 | 1.3 | 1.3 | 0.2 |

CAREER STATISTICS

| | | | Field Goals | | 3-Point | | F-Throws | | Rebounds | | | | | | | | | | Scoring | |
|---------|------|-------|-------------|----------|---------|----------|----------|---------|----------|-----|-----|-----|-----|-------|-----|-----|-----|-----|---------|------|
| SEASON | TEAM | GP-GS | MIN/AVG | FG-FGA | FG% | 3FG-3FGA | 3FG% | FT-FTA | FT% | OFF | DEF | TOT | AVG | PF-FO | A | TO | BLK | STL | PTS | AVG |
| 2021-22 | Ark | 31-27 | 930/30.0 | 138-325 | .425 | 44-128 | .344 | 59-98 | .602 | 18 | 96 | 114 | 3.7 | 49-0 | 96 | 82 | 8 | 36 | 379 | 12.2 |
| 2022-23 | Ark | 37-37 | 1256/33.9 | 183-459 | .399 | 65-201 | .323 | 100-182 | .549 | 6 | 133 | 139 | 3.8 | 70-2 | 154 | 112 | 10 | 41 | 531 | 14.4 |
| 2023-24 | Ark | 29-29 | 999/34.4 | 132-376 | .351 | 35-133 | .263 | 113-152 | .743 | 19 | 118 | 137 | 4.7 | 52-2 | 104 | 82 | 5 | 37 | 412 | 14.2 |
| TOTAL | | 97-93 | 3185/32.8 | 453-1160 | .391 | 144-462 | .312 | 272-432 | .630 | 43 | 347 | 390 | 4.0 | 171-4 | 354 | 276 | 23 | 114 | 1322 | 13.6 |



4 Saylor Poffenbarger | R-So. | 6-2 | G | Middletown, Conn. (Middletown HS | UConn)

POFFENBARGER BENCHMARK STATS

SEASON HIGHS

| | | | |
|-----------|----|-----------------|-----------|
| Points | 24 | at Missouri | 1-28-24 |
| FG Made | 9 | vs. Alabama | 2-1-24 |
| FG Att. | 18 | vs. Alabama | 2-1-24* |
| 3FG Made | 8 | at Missouri | 1-28-24 |
| 3FG Att. | 12 | at #15 FSU | 11-30-23 |
| FT Made | 5 | at Kentucky | 1-4-24* |
| FT Att. | 6 | at Kentucky | 1-4-24 |
| Off. Reb. | 5 | at Alabama | 1-14-24* |
| Def. Reb. | 19 | at #15 FSU | 11-30-23 |
| Rebounds | 23 | at #15 FSU | 11-30-23 |
| Assists | 4 | vs. Georgia | 1-7-24* |
| Blocks | 5 | vs. UAPB | 12-10-23 |
| Steals | 5 | vs. UIC | 12-21-23* |
| Minutes | 40 | vs. Miss. State | 1-11-24* |

CAREER HIGHS

| | | | |
|-----------|----|-----------------|-----------|
| Points | 24 | at Missouri | 1-28-24* |
| FG Made | 9 | vs. Alabama | 2-1-24 |
| FG Att. | 18 | vs. Alabama | 2-1-24* |
| 3FG Made | 8 | at Missouri | 1-28-24 |
| 3FG Att. | 12 | at #15 FSU | 11-30-23 |
| FT Made | 6 | at Missouri | 1-8-23 |
| FT Att. | 7 | at Missouri | 1-8-23 |
| Off. Reb. | 5 | at Alabama | 1-14-24* |
| Def. Reb. | 19 | at #15 FSU | 11-30-23 |
| Rebounds | 23 | at #15 FSU | 11-30-23 |
| Assists | 6 | vs. #25 K-State | 11-26-22 |
| Blocks | 5 | vs. UAPB | 12-10-23 |
| Steals | 5 | vs. UIC | 12-21-23* |
| Minutes | 43 | vs. Ole Miss | 1-29-23 |

SEC HIGHS

| | | | |
|-----------|----|----------------|----------|
| Points | 24 | at Missouri | 1-28-24* |
| FG Made | 9 | vs. Alabama | 2-1-24 |
| FG Att. | 18 | vs. Alabama | 2-1-24 |
| 3FG Made | 8 | at Missouri | 1-28-24 |
| 3FG Att. | 11 | at Missouri | 1-28-24 |
| FT Made | 7 | vs. Vanderbilt | 1-16-23 |
| FT Att. | 8 | vs. Vanderbilt | 1-16-23 |
| Off. Reb. | 5 | at Alabama | 1-14-24 |
| Def. Reb. | 13 | vs. Georgia | 1-7-24* |
| Rebounds | 17 | vs. Georgia | 1-7-24 |
| Assists | 5 | vs. Texas A&M | 2-26-23 |
| Blocks | 3 | at #10-9 LSU | 1-21-24* |
| Steals | 3 | at Kentucky | 1-4-24 |
| Minutes | 43 | vs. Ole Miss | 1-29-23 |

NOTABLES

| Stat | 22-23 | 23-24 | Career |
|--------------------|-------|-------|--------|
| Double Figure Pts | 13 | 14 | 27 |
| Double Figure Rebs | 9 | 19 | 28 |
| 20+ Rebounds | - | 2 | 2 |
| Double-Doubles | 4 | 9 | 13 |
| 5+ Assists | 6 | - | 6 |
| 3+ Blocks | 2 | 5 | 7 |
| 3+ Steals | - | 5 | 5 |
| Led Team in Pts | 4 | 3 | 7 |
| Led Team in Reb | 15 | 24 | 39 |
| 20+ Points | 2 | 2 | 4 |
| 30+ Points | - | - | - |

* Most Recent

GAME NOTES

- Coming four points & 12 rebounds vs. Vandy, while breaking single-season def. rebound record (276)
- Registered back-to-back 20-point games w/ 23 points & 11 boards vs. Alabama after previously logging 24 points off eight 3-pointers, second most in a game in school history, vs. Missouri
- Broke the school record for single-game rebounds with 23 at No. 15 Florida State
- Only player in Arkansas history to log four 19+ rebound games in a career (done all this season)
- Leads SEC in defensive rebounds/gm (9.9), second in rebounds/gm (11.8), eighth in 3-pointers/gm (1.9) & minutes/gm (32.2) & 10th in blocks/gm (1.2)
- In the NCAA, No. 2 in defensive rebounds/gm, fourth in rebounds/gm & fifth in total rebounds (330)
- Has logged 24 more offensive rebounds in 28 games this year (54) than she had all 2022-23 (30)
- Single-season def. rebound record holder & No. 2 in single-season total rebounds in school history
- Second in career defensive rebounds with 501, as just a sophomore, 13 off from breaking record (513)
- Named to SEC All-Freshman Team and tied school record with five SEC Freshman of the Week awards
- Transferred to Arkansas midyear during 2021-22 season from UConn

FASTBREAK WITH SAYLOR POFFENBARGER

- Majoring in communication
- Switched to No. 4 this season to honor her brother, Fordham, who passed away when he was 4
- Also playing for Ella Bresee, her best friend who passed away from brain cancer
- Comes from an athletic family: mother, Amy, played basketball at Missouri and was a huge influence on Saylor's basketball journey, and three of her brothers play quarterback: Reese - starting quarterback for Albany, Brittin - sophomore in HS football and Higgins - fifth grade football player
- Played against teammate Makayla Daniels a few times in high school, growing up 10 miles from her
- Favorite movie: Legally Blonde

#4 POFFENBARGER, Saylor

| Opponent | Date | GS | MIN | Total | | 3-Pointers | | Free throws | | Rebounds | | | | PF | A | TO | BLK | STL | PTS | AVG | |
|-----------------|------------|----|-------|--------|---------|------------|--------|-------------|-------|----------|-----|-----|------|------|----|----|-----|-----|-----|------|------|
| | | | | FG-FGA | PCT | 3FG-3FGA | PCT | FT-FTA | PCT | OFF | DEF | TOT | AVG | | | | | | | | |
| ULM | 11/07/2023 | * | 37:51 | 3-12 | .250 | 0-5 | .000 | 1-2 | .500 | 3 | 18 | 21 | 21.0 | 1 | 1 | 2 | 1 | 1 | 7 | 7.0 | |
| Murray St. | 11/10/2023 | * | 31:57 | 4-9 | .444 | 0-2 | .000 | 2-4 | .500 | 1 | 11 | 12 | 16.5 | 3 | 3 | 3 | 3 | 3 | 10 | 8.5 | |
| Little Rock | 11/14/2023 | * | 24:09 | 3-8 | .375 | 2-4 | .500 | 4-4 | 1.000 | 1 | 7 | 8 | 13.7 | 1 | 1 | 0 | 2 | 1 | 12 | 9.7 | |
| at Arkansas St. | 11/17/2023 | * | 29:48 | 4-10 | .400 | 1-5 | .200 | 0-0 | .000 | 4 | 10 | 14 | 13.8 | 2 | 4 | 1 | 0 | 0 | 9 | 9.5 | |
| Central Ark. | 11/20/2023 | * | 26:47 | 6-10 | .600 | 3-4 | .750 | 2-2 | 1.000 | 1 | 5 | 6 | 12.2 | 1 | 0 | 0 | 1 | 2 | 17 | 11.0 | |
| vs Wisconsin | 11/24/2023 | * | 32:28 | 2-8 | .250 | 0-4 | .000 | 0-4 | .000 | 3 | 7 | 10 | 11.8 | 1 | 2 | 1 | 1 | 3 | 4 | 9.8 | |
| vs Marquette | 11/25/2023 | * | 23:55 | 5-11 | .455 | 3-7 | .429 | 0-0 | .000 | 1 | 6 | 7 | 11.1 | 1 | 2 | 1 | 2 | 0 | 13 | 10.3 | |
| at Florida St. | 11/30/2023 | * | 37:43 | 4-18 | .222 | 4-12 | .333 | 1-2 | .500 | 4 | 19 | 23 | 12.6 | 2 | 2 | 1 | 3 | 2 | 13 | 10.6 | |
| UCLA | 12/03/2023 | * | 28:23 | 5-13 | .385 | 2-4 | .500 | 0-0 | .000 | 1 | 6 | 7 | 12.0 | 0 | 0 | 2 | 1 | 1 | 12 | 10.8 | |
| Louisiana Tech | 12/07/2023 | * | 21:33 | 5-11 | .455 | 2-3 | .667 | 0-0 | .000 | 2 | 9 | 11 | 11.9 | 0 | 2 | 2 | 0 | 5 | 12 | 10.9 | |
| Ark.-Pine Bluff | 12/10/2023 | * | 39:09 | 4-15 | .267 | 4-9 | .444 | 1-2 | .500 | 2 | 8 | 10 | 11.7 | 2 | 3 | 2 | 5 | 2 | 13 | 11.1 | |
| Samford | 12/16/2023 | * | 31:23 | 0-5 | .000 | 0-4 | .000 | 2-3 | .667 | 3 | 10 | 13 | 11.8 | 2 | 1 | 2 | 0 | 1 | 2 | 10.3 | |
| vs Illinois | 12/20/2023 | * | 37:09 | 2-7 | .286 | 1-4 | .250 | 3-5 | .600 | 5 | 14 | 19 | 12.4 | 3 | 2 | 0 | 2 | 1 | 8 | 10.2 | |
| vs UIC | 12/21/2023 | * | 37:52 | 6-7 | .857 | 2-3 | .667 | 3-3 | 1.000 | 2 | 9 | 11 | 12.3 | 1 | 1 | 1 | 1 | 5 | 17 | 10.6 | |
| UIW | 12/31/2023 | * | 27:57 | 2-11 | .182 | 1-6 | .167 | 4-4 | 1.000 | 2 | 17 | 19 | 12.7 | 1 | 2 | 4 | 0 | 0 | 9 | 10.5 | |
| at Kentucky | 01/04/2024 | * | 40:00 | 2-11 | .182 | 0-5 | .000 | 5-6 | .833 | 2 | 13 | 15 | 12.9 | 3 | 1 | 4 | 3 | 3 | 9 | 10.4 | |
| Georgia | 01/07/2024 | * | 35:01 | 5-12 | .417 | 4-6 | .667 | 1-2 | .500 | 4 | 13 | 17 | 13.1 | 3 | 4 | 2 | 0 | 1 | 15 | 10.7 | |
| Mississippi St. | 01/11/2024 | * | 40:00 | 3-13 | .231 | 3-9 | .333 | 0-0 | .000 | 2 | 5 | 7 | 12.8 | 0 | 3 | 1 | 2 | 1 | 9 | 10.6 | |
| at Alabama | 01/14/2024 | * | 34:31 | 4-12 | .333 | 1-5 | .200 | 0-0 | .000 | 5 | 9 | 14 | 12.8 | 3 | 0 | 2 | 1 | 1 | 9 | 10.5 | |
| at LSU | 01/21/2024 | * | 15:12 | 1-4 | .250 | 0-2 | .000 | 0-0 | .000 | 1 | 1 | 2 | 12.3 | 4 | 0 | 0 | 3 | 0 | 2 | 10.1 | |
| at Missouri | 01/28/2024 | * | 37:42 | 8-13 | .615 | 8-11 | .727 | 0-0 | .000 | 0 | 9 | 9 | 12.1 | 3 | 2 | 4 | 0 | 1 | 24 | 10.8 | |
| Alabama | 02/01/2024 | * | 30:16 | 9-18 | .500 | 4-9 | .444 | 1-3 | .333 | 1 | 10 | 11 | 12.1 | 2 | 1 | 0 | 0 | 2 | 23 | 11.3 | |
| Auburn | 02/04/2024 | * | 34:55 | 1-8 | .125 | 0-5 | .000 | 2-2 | 1.000 | 1 | 12 | 13 | 12.1 | 4 | 1 | 3 | 0 | 0 | 4 | 11.0 | |
| at Florida | 02/08/2024 | * | 34:33 | 6-12 | .500 | 3-7 | .429 | 0-0 | .000 | 2 | 10 | 12 | 12.1 | 1 | 1 | 3 | 0 | 1 | 15 | 11.2 | |
| at Tennessee | 02/12/2024 | * | 23:04 | 1-5 | .200 | 0-2 | .000 | 0-0 | .000 | 0 | 7 | 7 | 11.9 | 3 | 0 | 1 | 0 | 1 | 2 | 10.8 | |
| Missouri | 02/18/2024 | * | 38:56 | 5-10 | .500 | 3-7 | .429 | 0-0 | .000 | 1 | 10 | 11 | 11.9 | 3 | 2 | 2 | 1 | 1 | 13 | 10.9 | |
| at Texas A&M | 02/22/2024 | * | 36:29 | 2-9 | .222 | 1-4 | .250 | 2-2 | 1.000 | 0 | 9 | 9 | 11.8 | 5 | 2 | 2 | 0 | 0 | 7 | 10.7 | |
| Vanderbilt | 02/25/2024 | * | 32:07 | 1-8 | .125 | 1-8 | .125 | 1-2 | .500 | 0 | 12 | 12 | 11.8 | 3 | 1 | 3 | 0 | 1 | 4 | 10.5 | |
| Totals | | | 28 | 900:51 | 103-290 | .355 | 53-156 | .340 | 35-52 | .673 | 54 | 276 | 330 | 11.8 | 58 | 44 | 49 | 34 | 40 | 294 | 10.5 |

Player Averages

| Games Played | Minutes/game | Points/game | FG Pct | 3FG Pct | FT Pct | Rebounds/game | Assists/game | Turnovers/game | Assist/Turnover ratio | Steals/game | Blocks/game |
|--------------|--------------|-------------|--------|---------|--------|---------------|--------------|----------------|-----------------------|-------------|-------------|
| 28 | 32.2 | 10.5 | 35.5 | 34.0 | 67.3 | 11.8 | 1.6 | 1.8 | 0.9 | 1.4 | 1.2 |

CAREER STATISTICS

| SEASON | TEAM | GP-GS | MIN/AVG | Field Goals | | 3-Point | | F-Throws | | Rebounds | | | | Scoring | | | | | | |
|---------------|-------|-------|-----------|-------------|------|----------|------|----------|-------|----------|-----|-----|------|---------|-----|-----|-----|-----|-----|------|
| | | | | FG-FGA | FG% | 3FG-3FGA | 3FG% | FT-FTA | FT% | OFF | DEF | TOT | AVG | PF-FO | A | TO | BLK | STL | PTS | AVG |
| 2020-21 | UConn | 12-0 | 33/2.7 | 2-15 | .133 | 1-11 | .091 | 1-1 | 1.000 | 1 | 3 | 4 | 0.3 | 2-0 | 0 | 0 | 1 | 0 | 6 | 0.5 |
| 2022-23 | Ark | 37-37 | 1190/32.2 | 109-329 | .331 | 36-157 | .229 | 62-88 | .705 | 30 | 225 | 255 | 6.9 | 87-3 | 89 | 76 | 40 | 20 | 316 | 8.5 |
| 2023-24 | Ark | 28-28 | 901/32.2 | 103-290 | .355 | 53-156 | .340 | 35-52 | .673 | 54 | 276 | 330 | 11.8 | 58-1 | 44 | 49 | 34 | 40 | 294 | 10.5 |
| TOTAL FOR Ark | | 65-65 | 2091/32.2 | 212-619 | .342 | 89-313 | .284 | 97-140 | .693 | 84 | 501 | 585 | 9.0 | 145-4 | 133 | 125 | 74 | 60 | 610 | 9.4 |
| TOTAL | | 77-65 | 2124/27.6 | 214-634 | .338 | 90-324 | .278 | 98-141 | .695 | 85 | 504 | 589 | 7.6 | 147-4 | 133 | 125 | 75 | 60 | 616 | 8.0 |



8 Bea Franklin | Gr. | 5-10 | G | Seattle, Wash. (Seattle Prep)

FRANKLIN BENCHMARK STATS

SEASON HIGHS

| | | | |
|-----------|-----|-------------|---------|
| Points | N/A | | |
| FG Made | N/A | | |
| FG Att. | 1 | vs. LA Tech | 12-7-23 |
| 3FG Made | N/A | | |
| 3FG Att. | N/A | | |
| FT Made | N/A | | |
| FT Att. | N/A | | |
| Off. Reb. | 1 | vs. LA Tech | 12-7-23 |
| Def. Reb. | N/A | | |
| Rebounds | 1 | vs. LA Tech | 12-7-23 |
| Assists | N/A | | |
| Blocks | N/A | | |
| Steals | N/A | | |
| Minutes | 5 | vs. LA Tech | 12-7-23 |

CAREER HIGHS

| | | | |
|-----------|-----|-------------|---------|
| Points | N/A | | |
| FG Made | N/A | | |
| FG Att. | 1 | vs. LA Tech | 12-7-23 |
| 3FG Made | N/A | | |
| 3FG Att. | N/A | | |
| FT Made | N/A | | |
| FT Att. | N/A | | |
| Off. Reb. | 1 | vs. LA Tech | 12-7-23 |
| Def. Reb. | N/A | | |
| Rebounds | 1 | vs. LA Tech | 12-7-23 |
| Assists | N/A | | |
| Blocks | N/A | | |
| Steals | N/A | | |
| Minutes | 5 | vs. LA Tech | 12-7-23 |

SEC HIGHS

| | | | |
|-----------|-----|-------------|--------|
| Points | N/A | | |
| FG Made | N/A | | |
| FG Att. | N/A | | |
| 3FG Made | N/A | | |
| 3FG Att. | N/A | | |
| FT Made | N/A | | |
| FT Att. | N/A | | |
| Off. Reb. | N/A | | |
| Def. Reb. | N/A | | |
| Rebounds | N/A | | |
| Assists | N/A | | |
| Blocks | N/A | | |
| Steals | N/A | | |
| Minutes | 2 | vs. Georgia | 1-7-24 |

NOTABLES

| Stat | 23-24 | Career |
|--------------------|-------|--------|
| Double Figure Pts | - | - |
| Double Figure Rebs | - | - |
| Double-Doubles | - | - |
| 5+ Assists | - | - |
| 3+ Blocks | - | - |
| 3+ Steals | - | - |
| Led Team in Pts | - | - |
| Led Team in Reb | - | - |
| 20+ Points | - | - |
| 30+ Points | - | - |

* Most Recent

GAME NOTES

- Has been away from the team the past month to attend training camp for the Chicago Red Stars, the franchise who drafted her in the third round, No. 41 overall, in the NWSL Draft
- Made SEC debut on the basketball court, logging nearly 2.5 minutes vs. Georgia
- Logged first collegiate basketball appearance vs. LA Tech, pulling down an offensive board in five minutes
- Three-sport athlete in high school with soccer, basketball and tennis
- Led Seattle Prep to a 20-9 record, 12-4 in 3A Metro Girls Basketball standings in 2016-17
- During the 2016-17 season, averaged 9.9 points, 4.6 rebounds, 4.1 assists & 1.5 steals per game
- On the soccer pitch, tabbed 2023 SEC Midfielder of the Year and SEC Scholar-Athlete of the Year
- Named All-American in her graduate season, leading Hogs in goals (9), assists (9) and points
- Two-time All-SEC Team recipient and All-Tournament Team honoree for Arkansas soccer
- Served as Student-Athlete Advisory Committee President in 2022-23

DUAL SPORT WBB STUDENT-ATHLETES IN NCAA

- Anaya Brown – track & field and basketball at UT Martin
- Nadiyah Byard – track & field (high jump) and basketball at App State
- Maggie Pina – field hockey and basketball at BU, now at Northwestern
- Tori Tollefson – softball and basketball at South Dakota State

#8 FRANKLIN, Bea

| Opponent | Date | GS | MIN | Total | | 3-Pointers | | Free throws | | Rebounds | | | | PF | A | TO | BLK | STL | PTS | AVG |
|----------------|------------|----|---------|--------|------|------------|------|-------------|------|----------|-----|-----|-----|----|---|----|-----|-----|-----|-----|
| | | | | FG-FGA | PCT | 3FG-3FGA | PCT | FT-FTA | PCT | OFF | DEF | TOT | AVG | | | | | | | |
| Louisiana Tech | 12/07/2023 | | 05:13 | 0-1 | .000 | 0-0 | .000 | 0-0 | .000 | 1 | 0 | 1 | 1.0 | 0 | 0 | 0 | 0 | 0 | 0 | 0.0 |
| UIW | 12/31/2023 | | 01:06 | 0-0 | .000 | 0-0 | .000 | 0-0 | .000 | 0 | 0 | 0 | 0.5 | 1 | 0 | 0 | 0 | 0 | 0 | 0.0 |
| Georgia | 01/07/2024 | | 02:23 | 0-0 | .000 | 0-0 | .000 | 0-0 | .000 | 0 | 0 | 0 | 0.3 | 0 | 0 | 1 | 0 | 0 | 0 | 0.0 |
| Totals | | | 0 08:42 | 0-1 | .000 | 0-0 | .000 | 0-0 | .000 | 1 | 0 | 1 | 0.3 | 1 | 0 | 1 | 0 | 0 | 0 | 0.0 |

Player Averages

| Games Played | Minutes/ game | Points/ game | FG Pct | 3FG Pct | FT Pct | Rebounds/ game | Assists/ game | Turnovers/ game | Assist/Turnover ratio | Steals/ game | Blocks/ game |
|--------------|---------------|--------------|--------|---------|--------|----------------|---------------|-----------------|-----------------------|--------------|--------------|
| 3 | 2.9 | 0.0 | 0.0 | 0.0 | 0.0 | 0.3 | 0.0 | 0.3 | 0.0 | 0.0 | 0.0 |

CAREER STATISTICS

| | | | | Field Goals | | 3-Point | | F-Throws | | Rebounds | | | | Scoring | | | | | | |
|---------|------|-------|---------|-------------|------|----------|------|----------|------|----------|-----|-----|-----|---------|---|----|-----|-----|-----|-----|
| SEASON | TEAM | GP-GS | MIN/AVG | FG-FGA | FG% | 3FG-3FGA | 3FG% | FT-FTA | FT% | OFF | DEF | TOT | AVG | PF-FO | A | TO | BLK | STL | PTS | AVG |
| 2023-24 | Ark | 3-0 | 9/2.9 | 0-1 | .000 | 0-0 | .000 | 0-0 | .000 | 1 | 0 | 1 | 0.3 | 1-0 | 0 | 1 | 0 | 0 | 0 | 0.0 |
| TOTAL | | 3-0 | 9/2.9 | 0-1 | .000 | 0-0 | .000 | 0-0 | .000 | 1 | 0 | 1 | 0.3 | 1-0 | 0 | 1 | 0 | 0 | 0 | 0.0 |



10 Cristina Sanchez Cerqueira | Fr. | 6-1 | F | Granada, Spain (Segle XXI)

SANCHEZ BENCHMARK STATS

| | | | | |
|--------------|-----------|-----|------------------|-----------|
| SEASON HIGHS | Points | 2 | vs. Kentucky | 1-25-24* |
| | FG Made | 1 | vs. Kentucky | 1-25-24* |
| | FG Att. | 3 | vs. Marquette | 11-25-23 |
| | 3FG Made | N/A | | |
| | 3FG Att. | 1 | at Kentucky | 1-4-24* |
| | FT Made | 1 | at Tennessee | 2-12-24 |
| | FT Att. | 2 | vs. Little Rock | 11-14-23 |
| | Off. Reb. | 2 | vs. Little Rock | 11-14-23 |
| | Def. Reb. | 2 | vs. UIW | 12-31-23* |
| | Rebounds | 3 | vs. UIW | 12-31-23 |
| | Assists | 1 | vs. Murray State | 11-10-23 |
| | Blocks | 1 | at Tennessee | 2-12-24* |

| | | | | |
|--------------|-----------|-----|------------------|-----------|
| CAREER HIGHS | Points | 2 | vs. Kentucky | 1-25-24* |
| | FG Made | 1 | vs. Kentucky | 1-25-24* |
| | FG Att. | 3 | vs. Marquette | 11-25-23 |
| | 3FG Made | N/A | | |
| | 3FG Att. | 1 | at Kentucky | 1-4-24* |
| | FT Made | 1 | at Tennessee | 2-12-24 |
| | FT Att. | 2 | vs. Little Rock | 11-14-23 |
| | Off. Reb. | 2 | vs. Little Rock | 11-14-23 |
| | Def. Reb. | 2 | vs. UIW | 12-31-23* |
| | Rebounds | 3 | vs. UIW | 12-31-23 |
| | Assists | 1 | vs. Murray State | 11-10-23 |
| | Blocks | 1 | at Tennessee | 2-12-24* |

| | | | | |
|-----------|-----------|-----|--------------|----------|
| SEC HIGHS | Points | 2 | vs. Kentucky | 1-25-24 |
| | FG Made | 1 | vs. Kentucky | 1-25-24 |
| | FG Att. | 1 | vs. Kentucky | 1-25-24* |
| | 3FG Made | N/A | | |
| | 3FG Att. | 1 | at Kentucky | 1-4-24 |
| | FT Made | N/A | | |
| | FT Att. | N/A | | |
| | Off. Reb. | N/A | | |
| | Def. Reb. | 1 | vs. Kentucky | 1-25-24* |
| | Rebounds | 1 | vs. Kentucky | 1-25-24* |
| | Assists | N/A | | |
| | Blocks | 1 | at Tennessee | 2-12-24* |

| | | | |
|----------|--------------------|-------|--------|
| NOTABLES | Stat | 23-24 | Career |
| | Double Figure Pts | - | - |
| | Double Figure Rebs | - | - |
| | Double-Doubles | - | - |
| | 5+ Assists | - | - |
| | 3+ Blocks | - | - |
| | 3+ Steals | - | - |
| | Led Team in Pts | - | - |
| | Led Team in Reb | - | - |
| | 20+ Points | - | - |
| | 30+ Points | - | - |
| | | | |

* Most Recent

GAME NOTES

- In her fifth SEC game appearance, registered one block and played four minutes at Tennessee
- Scored first collegiate field goal vs. Marquette at the Fort Myers Tip-Off
- A member of the Spanish National Team
- Played at FIBA U18 3x3 World Cup in Hungary and the European Youth Olympic Festival 3x3 in Slovenia
- With Segle XXI, played in 26 games during the 2022-23 season, averaging 6.4 points, 5.4 rebounds and 1.3 steals per game
- Efficient rebounder with Segle XXI, logging 15 games with 5+ rebounds
- Earned gold and silver medals at the Andalucian Cup U14
- Chosen to the Andalucias Team three times and won a silver and bronze medal at the nationals cup

FASTBREAK WITH CRISTINA SANCHEZ CERQUEIRA

- Daughter of Peque and Felix and has a little brother
- Her parents both played basketball and inspire her the most
- Majoring in kinesiology
- She was 13 when she first started playing basketball and was a gymnast before that until she was getting too tall
- Loves going to Jenna Lawrences' family's house for dinner
- Favorite professional team is FCB (Barcelona) and favorite professional athlete is Rafa Nadal

#10 SÁNCHEZ CERQUEIRA, Cristina

| Opponent | Date | GS | MIN | Total | | 3-Pointers | | Free throws | | Rebounds | | | | PF | A | TO | BLK | STL | PTS | AVG |
|-----------------|------------|----|-------|--------|-------|------------|------|-------------|------|----------|-----|-----|-----|----|---|----|-----|-----|-----|-----|
| | | | | FG-FGA | PCT | 3FG-3FGA | PCT | FT-FTA | PCT | OFF | DEF | TOT | AVG | | | | | | | |
| ULM | 11/07/2023 | | 02:09 | 0-2 | .000 | 0-0 | .000 | 0-0 | .000 | 1 | 1 | 2 | 2.0 | 0 | 0 | 0 | 0 | 0 | 0 | 0.0 |
| Murray St. | 11/10/2023 | | 04:58 | 0-1 | .000 | 0-0 | .000 | 0-0 | .000 | 0 | 2 | 2 | 2.0 | 2 | 1 | 0 | 0 | 0 | 0 | 0.0 |
| Little Rock | 11/14/2023 | | 05:43 | 0-2 | .000 | 0-0 | .000 | 1-2 | .500 | 2 | 0 | 2 | 2.0 | 0 | 0 | 0 | 1 | 0 | 1 | 0.3 |
| Central Ark. | 11/20/2023 | | 06:27 | 0-0 | .000 | 0-0 | .000 | 0-0 | .000 | 0 | 0 | 0 | 1.5 | 2 | 1 | 0 | 0 | 0 | 0 | 0.3 |
| vs Marquette | 11/25/2023 | | 09:02 | 1-3 | .333 | 0-1 | .000 | 0-0 | .000 | 1 | 0 | 1 | 1.4 | 0 | 0 | 3 | 0 | 0 | 2 | 0.6 |
| UCLA | 12/03/2023 | | 03:39 | 0-0 | .000 | 0-0 | .000 | 0-0 | .000 | 0 | 1 | 1 | 1.3 | 2 | 0 | 0 | 0 | 0 | 0 | 0.5 |
| Louisiana Tech | 12/07/2023 | | 10:56 | 0-1 | .000 | 0-0 | .000 | 0-0 | .000 | 0 | 2 | 2 | 1.4 | 2 | 0 | 0 | 0 | 0 | 0 | 0.4 |
| Ark.-Pine Bluff | 12/10/2023 | | 05:59 | 0-0 | .000 | 0-0 | .000 | 0-0 | .000 | 0 | 1 | 1 | 1.4 | 2 | 0 | 0 | 0 | 0 | 0 | 0.4 |
| Samford | 12/16/2023 | | 03:14 | 1-1 | 1.000 | 0-0 | .000 | 0-0 | .000 | 0 | 1 | 1 | 1.3 | 0 | 0 | 0 | 0 | 0 | 2 | 0.6 |
| vs Illinois | 12/20/2023 | | 04:03 | 0-2 | .000 | 0-0 | .000 | 0-0 | .000 | 0 | 0 | 0 | 1.2 | 1 | 0 | 0 | 0 | 0 | 0 | 0.5 |
| UIW | 12/31/2023 | | 05:21 | 1-2 | .500 | 0-0 | .000 | 0-0 | .000 | 1 | 2 | 3 | 1.4 | 0 | 0 | 1 | 0 | 0 | 2 | 0.6 |
| at Kentucky | 01/04/2024 | | 03:26 | 0-1 | .000 | 0-1 | .000 | 0-0 | .000 | 0 | 0 | 0 | 1.3 | 0 | 0 | 1 | 0 | 0 | 0 | 0.6 |
| Georgia | 01/07/2024 | | 02:23 | 0-0 | .000 | 0-0 | .000 | 0-0 | .000 | 0 | 1 | 1 | 1.2 | 1 | 0 | 0 | 1 | 0 | 0 | 0.5 |
| at LSU | 01/21/2024 | | 04:04 | 0-1 | .000 | 0-0 | .000 | 0-0 | .000 | 0 | 1 | 1 | 1.2 | 0 | 0 | 0 | 0 | 0 | 0 | 0.5 |
| Kentucky | 01/25/2024 | | 01:46 | 1-1 | 1.000 | 0-0 | .000 | 0-0 | .000 | 0 | 1 | 1 | 1.2 | 0 | 0 | 0 | 0 | 0 | 2 | 0.6 |
| at Tennessee | 02/12/2024 | | 04:03 | 0-1 | .000 | 0-1 | .000 | 0-0 | .000 | 0 | 0 | 0 | 1.1 | 0 | 0 | 0 | 1 | 0 | 0 | 0.6 |
| Totals | | 0 | 77:12 | 4-18 | .222 | 0-3 | .000 | 1-2 | .500 | 5 | 13 | 18 | 1.1 | 12 | 2 | 5 | 3 | 0 | 9 | 0.6 |

Player Averages

| Games Played | Minutes/ game | Points/ game | FG Pct | 3FG Pct | FT Pct | Rebounds/ game | Assists/ game | Turnovers/ game | Assist/Turnover ratio | Steals/ game | Blocks/ game |
|--------------|---------------|--------------|--------|---------|--------|----------------|---------------|-----------------|-----------------------|--------------|--------------|
| 16 | 4.8 | 0.6 | 22.2 | 0.0 | 50.0 | 1.1 | 0.1 | 0.3 | 0.4 | 0.0 | 0.2 |

CAREER STATISTICS

| | | | | Field Goals | | 3-Point | | F-Throws | | Rebounds | | | | Scoring | | | |
|---------|------|-------|---------|-------------|------|----------|------|----------|------|----------|-----|-----|-----|---------|---|----|-----|
| SEASON | TEAM | GP-GS | MIN/AVG | FG-FGA | FG% | 3FG-3FGA | 3FG% | FT-FTA | FT% | OFF | DEF | TOT | AVG | PF-FO | A | TO | BLK |
| 2023-24 | Ark | 16-0 | 77/4.8 | 4-18 | .222 | 0-3 | .000 | 1-2 | .500 | 5 | 13 | 18 | 1.1 | 12-0 | 2 | 5 | 3 |
| TOTAL | | 16-0 | 77/4.8 | 4-18 | .222 | 0-3 | .000 | 1-2 | .500 | 5 | 13 | 18 | 1.1 | 12-0 | 2 | 5 | 3 |
| | | | | | | | | | | | | | | | | | |



20 Karley Johnson | So. | 5-9 | G | Oklahoma City, Okla. (Mustang HS)

JOHNSON BENCHMARK STATS

SEASON HIGHS

| | | | |
|-----------|----|----------------|----------|
| Points | 14 | vs. Kentucky | 1-25-24 |
| FG Made | 4 | vs. Kentucky | 1-25-24 |
| FG Att. | 7 | at Missouri | 1-28-24 |
| 3FG Made | 2 | vs. Kentucky | 1-25-24 |
| 3FG Att. | 4 | vs. Vanderbilt | 2-25-24* |
| FT Made | 4 | vs. Kentucky | 1-25-24 |
| FT Att. | 6 | vs. Kentucky | 1-25-24 |
| Off. Reb. | 2 | at Missouri | 1-28-24* |
| Def. Reb. | 4 | vs. Kentucky | 1-25-24 |
| Rebounds | 6 | vs. Kentucky | 1-25-24 |
| Assists | 3 | at Florida | 2-8-24 |
| Blocks | 1 | at Texas A&M | 2-22-24 |
| Steals | 1 | vs. Vanderbilt | 2-25-24* |
| Minutes | 36 | vs. Kentucky | 1-25-24 |

CAREER HIGHS

| | | | |
|-----------|----|----------------|----------|
| Points | 14 | vs. Kentucky | 1-25-24 |
| FG Made | 4 | vs. Kentucky | 1-25-24 |
| FG Att. | 7 | at Missouri | 1-28-24 |
| 3FG Made | 2 | vs. Kentucky | 1-25-24 |
| 3FG Att. | 4 | vs. Vanderbilt | 2-25-24* |
| FT Made | 4 | vs. Kentucky | 1-25-24 |
| FT Att. | 6 | vs. Kentucky | 1-25-24 |
| Off. Reb. | 2 | at Missouri | 1-28-24* |
| Def. Reb. | 4 | vs. Kentucky | 1-25-24 |
| Rebounds | 6 | vs. Kentucky | 1-25-24 |
| Assists | 3 | at Florida | 2-8-24 |
| Blocks | 1 | at Texas A&M | 2-22-24 |
| Steals | 1 | vs. Vanderbilt | 2-25-24* |
| Minutes | 36 | vs. Kentucky | 1-25-24 |

SEC HIGHS

| | | | |
|-----------|----|----------------|----------|
| Points | 14 | vs. Kentucky | 1-25-24 |
| FG Made | 4 | vs. Kentucky | 1-25-24 |
| FG Att. | 7 | at Missouri | 1-28-24 |
| 3FG Made | 2 | vs. Kentucky | 1-25-24 |
| 3FG Att. | 4 | vs. Vanderbilt | 2-25-24* |
| FT Made | 4 | vs. Kentucky | 1-25-24 |
| FT Att. | 6 | vs. Kentucky | 1-25-24 |
| Off. Reb. | 2 | at Missouri | 1-28-24* |
| Def. Reb. | 4 | vs. Kentucky | 1-25-24 |
| Rebounds | 6 | vs. Kentucky | 1-25-24 |
| Assists | 3 | at Florida | 2-8-24 |
| Blocks | 1 | at Texas A&M | 2-22-24 |
| Steals | 1 | vs. Vanderbilt | 2-25-24* |
| Minutes | 36 | vs. Kentucky | 1-25-24 |

NOTABLES

| Stat | 22-23 | 23-24 | Career |
|--------------------|-------|-------|--------|
| Double Figure Pts | - | 1 | 1 |
| Double Figure Rebs | - | - | - |
| Double-Doubles | - | - | - |
| 5+ Assists | - | - | - |
| 3+ Blocks | - | - | - |
| 3+ Steals | - | - | - |
| Led Team in Pts | - | - | - |
| Led Team in Reb | - | - | - |
| 20+ Points | - | - | - |
| 30+ Points | - | - | - |

* Most Recent

GAME NOTES

- Coming off fifth start with seven points, three rebounds and one steal vs. Vanderbilt
- Registered seven points and three rebounds in 34 minutes off the bench at Missouri
- Tallied career highs in points w/ 14, rebounds with six and minutes with 36 vs. Kentucky in first start
- Has played in 13 of the team's 14 SEC games for 17 total game appearances this season
- Scored in 11 games this season, while grabbing a steal in seven contests
- Appeared in 10 games as a freshman in 2022-23
- Recognized as a 2022 McDonald's All-American nominee
- Tabbed a four-time Oklahoman's Super 5 Honorable Mention choice
- As a senior at Mustang, averaged 12.3 points, 4.3 rebounds and 3.1 assists per game

FASTBREAK WITH KARLEY JOHNSON

- One of nine children
- Majoring in family science
- Wears #20 because her grandpa wore it
- Notes how much she loved how the staff treated her and her family during the recruiting process
- Pregame ritual: puts everything on left to right
- Has English bulldogs named Roxie and Gus and a cat named Toast

#20 JOHNSON, Karley

| Opponent | Date | GS | MIN | Total | | 3-Pointers | | Free throws | | Rebounds | | | | PF | A | TO | BLK | STL | PTS | AVG | |
|----------------|------------|----|-------|--------|-------|------------|-------|-------------|-------|----------|-----|-----|-----|-----|----|----|-----|-----|-----|-----|-----|
| | | | | FG-FGA | PCT | 3FG-3FGA | PCT | FT-FTA | PCT | OFF | DEF | TOT | AVG | | | | | | | | |
| Little Rock | 11/14/2023 | | 10:00 | 0-3 | .000 | 0-1 | .000 | 1-2 | .500 | 2 | 0 | 2 | 2.0 | 0 | 0 | 0 | 0 | 1 | 1 | 1.0 | |
| vs Marquette | 11/25/2023 | | 04:09 | 0-0 | .000 | 0-0 | .000 | 0-0 | .000 | 0 | 2 | 2 | 2.0 | 0 | 0 | 0 | 0 | 1 | 0 | 0.5 | |
| Louisiana Tech | 12/07/2023 | | 12:57 | 0-2 | .000 | 0-0 | .000 | 0-2 | .000 | 1 | 1 | 2 | 2.0 | 2 | 1 | 0 | 0 | 1 | 0 | 0.3 | |
| UIW | 12/31/2023 | | 02:06 | 1-1 | 1.000 | 0-0 | .000 | 0-0 | .000 | 0 | 0 | 0 | 1.5 | 0 | 0 | 0 | 0 | 0 | 2 | 0.8 | |
| at Kentucky | 01/04/2024 | | 00:01 | 0-0 | .000 | 0-0 | .000 | 0-0 | .000 | 0 | 0 | 0 | 1.2 | 1 | 0 | 0 | 0 | 0 | 0 | 0.6 | |
| Georgia | 01/07/2024 | | 05:15 | 1-1 | 1.000 | 1-1 | 1.000 | 2-4 | .500 | 0 | 1 | 1 | 1.2 | 0 | 0 | 1 | 0 | 0 | 5 | 1.3 | |
| at Alabama | 01/14/2024 | | 20:31 | 1-4 | .250 | 0-2 | .000 | 1-2 | .500 | 2 | 0 | 2 | 1.3 | 3 | 0 | 0 | 0 | 0 | 3 | 1.6 | |
| at LSU | 01/21/2024 | | 17:13 | 2-6 | .333 | 0-3 | .000 | 2-2 | 1.000 | 1 | 0 | 1 | 1.3 | 2 | 0 | 0 | 0 | 0 | 6 | 2.1 | |
| Kentucky | 01/25/2024 | * | 35:48 | 4-5 | .800 | 2-3 | .667 | 4-6 | .667 | 2 | 4 | 6 | 1.8 | 3 | 1 | 1 | 0 | 0 | 14 | 3.4 | |
| at Missouri | 01/28/2024 | | 34:25 | 2-7 | .286 | 1-4 | .250 | 2-2 | 1.000 | 2 | 1 | 3 | 1.9 | 1 | 0 | 1 | 0 | 0 | 7 | 3.8 | |
| Alabama | 02/01/2024 | * | 25:22 | 1-4 | .250 | 0-2 | .000 | 0-0 | .000 | 0 | 0 | 0 | 1.7 | 3 | 0 | 1 | 0 | 1 | 2 | 3.6 | |
| Auburn | 02/04/2024 | | 10:55 | 0-0 | .000 | 0-0 | .000 | 0-0 | .000 | 0 | 0 | 0 | 1.6 | 1 | 0 | 0 | 0 | 0 | 0 | 3.3 | |
| at Florida | 02/08/2024 | | 17:54 | 0-0 | .000 | 0-0 | .000 | 0-0 | .000 | 1 | 1 | 2 | 1.6 | 2 | 3 | 0 | 0 | 0 | 0 | 3.1 | |
| at Tennessee | 02/12/2024 | | 10:43 | 0-0 | .000 | 0-0 | .000 | 0-0 | .000 | 0 | 0 | 0 | 1.5 | 3 | 0 | 0 | 0 | 1 | 0 | 2.9 | |
| Missouri | 02/18/2024 | * | 26:49 | 2-3 | .667 | 1-2 | .500 | 0-0 | .000 | 1 | 3 | 4 | 1.7 | 1 | 0 | 0 | 1 | 0 | 5 | 3.0 | |
| at Texas A&M | 02/22/2024 | * | 27:39 | 0-4 | .000 | 0-3 | .000 | 2-2 | 1.000 | 0 | 1 | 1 | 1.6 | 1 | 0 | 0 | 1 | 0 | 2 | 2.9 | |
| Vanderbilt | 02/25/2024 | * | 28:12 | 2-5 | .400 | 1-4 | .250 | 2-4 | .500 | 0 | 3 | 3 | 1.7 | 4 | 0 | 1 | 0 | 1 | 7 | 3.2 | |
| Totals | | | 5 | 290:00 | 16-45 | .356 | 6-25 | .240 | 16-26 | .615 | 12 | 17 | 29 | 1.7 | 27 | 5 | 5 | 1 | 7 | 54 | 3.2 |

Player Averages

| Games Played | Minutes/ game | Points/ game | FG Pct | 3FG Pct | FT Pct | Rebounds/ game | Assists/ game | Turnovers/ game | Assist/Turnover ratio | Steals/ game | Blocks/ game |
|--------------|---------------|--------------|--------|---------|--------|----------------|---------------|-----------------|-----------------------|--------------|--------------|
| 17 | 17.1 | 3.2 | 35.6 | 24.0 | 61.5 | 1.7 | 0.3 | 0.3 | 1.0 | 0.4 | 0.1 |

CAREER STATISTICS

| SEASON | TEAM | GP-GS | MIN/AVG | Field Goals FG-FGA FG% | 3-Point 3FG-3FGA 3FG% | F-Throws FT-FTA FT% | Rebounds OFF DEF TOT AVG | PF-FO | A | TO | BLK | STL | Scoring PTS AVG |
|---------|------|-------|----------|------------------------|-----------------------|---------------------|--------------------------|-------|---|----|-----|-----|-----------------|
| 2022-23 | Ark | 10-0 | 26/2.6 | 0-1 .000 | 0-0 .000 | 1-2 .500 | 1 1 2 0.2 | 1-0 | 1 | 0 | 0 | 3 | 1 0.1 |
| 2023-24 | Ark | 17-5 | 290/17.1 | 16-45 .356 | 6-25 .240 | 16-26 .615 | 12 17 29 1.7 | 27-0 | 5 | 5 | 1 | 7 | 54 3.2 |
| TOTAL | | 27-5 | 316/11.7 | 16-46 .348 | 6-25 .240 | 17-28 .607 | 13 18 31 1.1 | 28-0 | 6 | 5 | 1 | 10 | 55 2.0 |



21 Loren Lindsey | So. | 5-11 | G | Fayetteville, Ark. (Fayetteville HS)

LINDSEY BENCHMARK STATS

| | | | | |
|--------------|-----------|-----|-----------------|----------|
| SEASON HIGHS | Points | N/A | | |
| | FG Made | N/A | | |
| | FG Att. | N/A | | |
| | 3FG Made | N/A | | |
| | 3FG Att. | N/A | | |
| | FT Made | N/A | | |
| | FT Att. | N/A | | |
| | Off. Reb. | N/A | | |
| | Def. Reb. | N/A | | |
| | Rebounds | N/A | | |
| | Assists | 1 | vs. Little Rock | 11-14-23 |
| | Blocks | N/A | | |

| | | | | |
|--------------|-----------|-----|-----------------|----------|
| CAREER HIGHS | Points | N/A | | |
| | FG Made | N/A | | |
| | FG Att. | N/A | | |
| | 3FG Made | N/A | | |
| | 3FG Att. | N/A | | |
| | FT Made | N/A | | |
| | FT Att. | N/A | | |
| | Off. Reb. | N/A | | |
| | Def. Reb. | 1 | vs. LA Tech | 3-16-23 |
| | Rebounds | 1 | vs. LA Tech | 3-16-23 |
| | Assists | 1 | vs. Little Rock | 11-14-23 |
| | Blocks | N/A | | |

| | | | | |
|-----------|-----------|-----|--|--|
| SEC HIGHS | Points | N/A | | |
| | FG Made | N/A | | |
| | FG Att. | N/A | | |
| | 3FG Made | N/A | | |
| | 3FG Att. | N/A | | |
| | FT Made | N/A | | |
| | FT Att. | N/A | | |
| | Off. Reb. | N/A | | |
| | Def. Reb. | N/A | | |
| | Rebounds | N/A | | |
| | Assists | N/A | | |
| | Blocks | N/A | | |

| | | | | |
|----------|--------------------|-------|-------|--------|
| NOTABLES | Stat | 22-23 | 23-24 | Career |
| | Double Figure Pts | - | - | - |
| | Double Figure Rebs | - | - | - |
| | Double-Doubles | - | - | - |
| | 5+ Assists | - | - | - |
| | 3+ Blocks | - | - | - |
| | 3+ Steals | - | - | - |
| | Led Team in Pts | - | - | - |
| | Led Team in Reb | - | - | - |
| | 20+ Points | - | - | - |
| | 30+ Points | - | - | - |

* Most Recent

GAME NOTES

- Made season debut vs. Little Rock, playing over three minutes and tallying her first career assist
- Appeared in nine games as a true freshman
- Appeared in two SEC games and two of four Postseason WNIT contests
- Played season-high five minutes at Little Rock
- Played at Fayetteville High School, coming to Arkansas as a walk-on
- Tabbbed to All-Conference 6A West All-Defensive Team
- Northwest Arkansas Democrat Gazette Player of the Week (Feb. 2, 2022)

FASTBREAK WITH LOREN LINDSEY

- Finance major
- Grew up in Northwest Arkansas so it was always a dream to play for the Razorbacks, especially with her grandad, dad, uncle and cousins all playing football here
- Wears #21 because her grandpa did
- Favorite food is hibachi and her favorite restaurant in Fayetteville is Kobe
- Favorite movie: Hoosiers
- Has a mini lab, Sadie, and a shih-poo, Coco

#21 LINDSEY, Loren

| Opponent | Date | GS | MIN | Total | | 3-Pointers | | Free throws | | Rebounds | | | | PF | A | TO | BLK | STL | PTS | AVG |
|-------------|------------|----|-------|--------|------|------------|------|-------------|------|----------|-----|-----|-----|----|---|----|-----|-----|-----|-----|
| | | | | FG-FGA | PCT | 3FG-3FGA | PCT | FT-FTA | PCT | OFF | DEF | TOT | AVG | | | | | | | |
| Little Rock | 11/14/2023 | | 03:36 | 0-0 | .000 | 0-0 | .000 | 0-0 | .000 | 0 | 0 | 0 | 0.0 | 0 | 1 | 0 | 0 | 0 | 0 | 0.0 |
| Totals | | 0 | 03:36 | 0-0 | .000 | 0-0 | .000 | 0-0 | .000 | 0 | 0 | 0 | 0.0 | 0 | 1 | 0 | 0 | 0 | 0 | 0.0 |

Player Averages

| Games Played | Minutes/game | Points/game | FG Pct | 3FG Pct | FT Pct | Rebounds/game | Assists/game | Turnovers/game | Assist/Turnover ratio | Steals/game | Blocks/game |
|--------------|--------------|-------------|--------|---------|--------|---------------|--------------|----------------|-----------------------|-------------|-------------|
| 1 | 3.6 | 0.0 | 0.0 | 0.0 | 0.0 | 0.0 | 1.0 | 0.0 | 1.0 | 0.0 | 0.0 |

CAREER STATISTICS

| | | | | Field Goals | | 3-Point | | F-Throws | | Rebounds | | | | Scoring | | | | | | |
|---------|------|-------|---------|-------------|------|----------|------|----------|------|----------|-----|-----|-----|---------|---|----|-----|-----|-----|-----|
| SEASON | TEAM | GP-GS | MIN/AVG | FG-FGA | FG% | 3FG-3FGA | 3FG% | FT-FTA | FT% | OFF | DEF | TOT | AVG | PF-FO | A | TO | BLK | STL | PTS | AVG |
| 2022-23 | Ark | 9-0 | 17/1.9 | 0-0 | .000 | 0-0 | .000 | 0-0 | .000 | 0 | 1 | 1 | 0.1 | 0-0 | 0 | 0 | 0 | 0 | 0 | 0.0 |
| 2023-24 | Ark | 1-0 | 4/3.6 | 0-0 | .000 | 0-0 | .000 | 0-0 | .000 | 0 | 0 | 0 | 0.0 | 0-0 | 1 | 0 | 0 | 0 | 0 | 0.0 |
| TOTAL | | 10-0 | 20/2.0 | 0-0 | .000 | 0-0 | .000 | 0-0 | .000 | 0 | 1 | 1 | 0.1 | 0-0 | 1 | 0 | 0 | 0 | 0 | 0.0 |



23 Carly Keats | So. | 5-8 | G | Choctaw, Miss. (Neshoba Central HS/Jones College)

KEATS BENCHMARK STATS

SEASON HIGHS

| | | | |
|-----------|----|-----------------|----------|
| Points | 16 | vs. Georgia | 1-7-24 |
| FG Made | 7 | vs. Georgia | 1-7-24 |
| FG Att. | 16 | vs. Georgia | 1-7-24 |
| 3FG Made | 4 | vs. Little Rock | 11-14-23 |
| 3FG Att. | 10 | vs. Georgia | 1-7-24* |
| FT Made | 4 | vs. ULM | 11-7-23 |
| FT Att. | 5 | vs. ULM | 11-7-23 |
| Off. Reb. | 1 | vs. Kentucky | 1-25-24* |
| Def. Reb. | 4 | vs. Little Rock | 11-14-23 |
| Rebounds | 4 | at #10/9 LSU | 1-21-24* |
| Assists | 3 | vs. Kentucky | 1-25-24 |
| Blocks | 2 | vs. UIC | 12-21-23 |
| Steals | 2 | vs. Kentucky | 1-25-24* |
| Minutes | 40 | vs. Georgia | 1-7-24 |

CAREER HIGHS

| | | | |
|-----------|----|-----------------|----------|
| Points | 16 | vs. Georgia | 1-7-24 |
| FG Made | 7 | vs. Georgia | 1-7-24 |
| FG Att. | 16 | vs. Georgia | 1-7-24 |
| 3FG Made | 4 | vs. Little Rock | 11-14-23 |
| 3FG Att. | 10 | vs. Georgia | 1-7-24* |
| FT Made | 4 | vs. ULM | 11-7-23 |
| FT Att. | 5 | vs. ULM | 11-7-23 |
| Off. Reb. | 1 | vs. Kentucky | 1-25-24* |
| Def. Reb. | 4 | vs. Little Rock | 11-14-23 |
| Rebounds | 4 | at #10/9 LSU | 1-21-24* |
| Assists | 3 | vs. Kentucky | 1-25-24 |
| Blocks | 2 | vs. UIC | 12-21-23 |
| Steals | 2 | vs. Kentucky | 1-25-24* |
| Minutes | 40 | vs. Georgia | 1-7-24 |

SEC HIGHS

| | | | |
|-----------|----|-----------------|----------|
| Points | 16 | vs. Georgia | 1-7-24 |
| FG Made | 7 | vs. Georgia | 1-7-24 |
| FG Att. | 16 | vs. Georgia | 1-7-24 |
| 3FG Made | 3 | vs. Miss. State | 1-11-24* |
| 3FG Att. | 10 | vs. Georgia | 1-7-24 |
| FT Made | 3 | vs. Vanderbilt | 2-25-24 |
| FT Att. | 3 | vs. Vanderbilt | 2-25-24 |
| Off. Reb. | 1 | vs. Kentucky | 1-25-24* |
| Def. Reb. | 3 | at #10/9 LSU | 1-21-24 |
| Rebounds | 4 | at #10/9 LSU | 1-21-24 |
| Assists | 3 | vs. Kentucky | 1-25-24 |
| Blocks | 1 | at Kentucky | 1-4-24 |
| Steals | 2 | vs. Kentucky | 1-25-24 |
| Minutes | 40 | vs. Georgia | 1-7-24 |

NOTABLES

| Stat | 23-24 | Career |
|--------------------|-------|--------|
| Double Figure Pts | 7 | 7 |
| Double Figure Rebs | - | - |
| Double-Doubles | - | - |
| 5+ Assists | - | - |
| 3+ Blocks | - | - |
| 3+ Steals | - | - |
| Led Team in Pts | - | - |
| Led Team in Reb | - | - |
| 20+ Points | - | - |
| 30+ Points | - | - |

* Most Recent

GAME NOTES

- Coming off 13 points w/ two 3-pointers in 30 minutes off the bench vs. Vanderbilt
- After missing four games due to a broken nose, made her return vs. Missouri with 11 points
- Recorded 14 points, two rebounds, three assists and two steals vs. Kentucky
- Made first career start, playing all 40 minutes and logging a career-high 16 points, vs. Georgia
- Has tallied 31 triples this season
- JUCO transfer from Jones College, leading JC to its seventh straight region crown to punch a ticket to the NJCAA DI Tournament with 9.7 points, 3.7 rebounds and 3.5 assists per game
- Named to the All-Region 23 Team at JC
- Started in 28 games as a freshman, finishing the year with 55 made 3-pointers for a 34.8 percentage
- Led Neshoba Central HS to an unblemished 33-0 record and a 5A State Championship in Mississippi

FASTBREAK WITH CARLY KEATS

- Majoring in anthropology
- Native American part of the Mississippi Band of Choctaw Indians
- An incredible stickball player
- Sister, Cori, plays basketball at East Central and brother, Cohen, plays baseball at Rust College
- Wears #23 because Michael Jordan is her favorite player, and she compares her game to his
- Loves the energy/chemistry Arkansas has as a team

#23 KEATS, Carly

| Opponent | Date | GS | MIN | Total | | 3-Pointers | | Free throws | | Rebounds | | | | PF | A | TO | BLK | STL | PTS | AVG | |
|-----------------|------------|----|--------|--------|------|------------|------|-------------|-------|----------|-----|-----|-----|----|----|----|-----|-----|-----|-----|-----|
| | | | | FG-FGA | PCT | 3FG-3FGA | PCT | FT-FTA | PCT | OFF | DEF | TOT | AVG | | | | | | | | |
| ULM | 11/07/2023 | | 18:09 | 0-7 | .000 | 0-6 | .000 | 4-5 | .800 | 0 | 0 | 0 | 0.0 | 1 | 0 | 2 | 0 | 2 | 4 | 4.0 | |
| Murray St. | 11/10/2023 | | 12:28 | 3-7 | .429 | 3-5 | .600 | 0-0 | .000 | 0 | 0 | 0 | 0.0 | 0 | 0 | 0 | 0 | 0 | 9 | 6.5 | |
| Little Rock | 11/14/2023 | | 24:49 | 5-13 | .385 | 4-10 | .400 | 0-0 | .000 | 0 | 4 | 4 | 1.3 | 0 | 0 | 1 | 0 | 0 | 14 | 9.0 | |
| at Arkansas St. | 11/17/2023 | | 06:38 | 1-2 | .500 | 1-2 | .500 | 0-0 | .000 | 0 | 1 | 1 | 1.3 | 0 | 1 | 0 | 0 | 0 | 3 | 7.5 | |
| Central Ark. | 11/20/2023 | | 11:50 | 0-2 | .000 | 0-2 | .000 | 0-0 | .000 | 0 | 2 | 2 | 1.4 | 0 | 0 | 1 | 0 | 0 | 0 | 6.0 | |
| vs Wisconsin | 11/24/2023 | | 08:27 | 1-2 | .500 | 0-1 | .000 | 2-2 | 1.000 | 1 | 1 | 2 | 1.5 | 1 | 0 | 0 | 0 | 0 | 4 | 5.7 | |
| vs Marquette | 11/25/2023 | | 15:47 | 3-6 | .500 | 3-5 | .600 | 0-0 | .000 | 0 | 0 | 0 | 1.3 | 1 | 0 | 2 | 0 | 0 | 9 | 6.1 | |
| at Florida St. | 11/30/2023 | | 15:17 | 1-5 | .200 | 1-3 | .333 | 0-0 | .000 | 0 | 1 | 1 | 1.3 | 1 | 0 | 2 | 1 | 0 | 3 | 5.8 | |
| UCLA | 12/03/2023 | | 26:24 | 0-6 | .000 | 0-4 | .000 | 2-2 | 1.000 | 0 | 1 | 1 | 1.2 | 1 | 1 | 0 | 0 | 0 | 2 | 5.3 | |
| Louisiana Tech | 12/07/2023 | | 22:02 | 3-9 | .333 | 2-5 | .400 | 0-0 | .000 | 0 | 2 | 2 | 1.3 | 0 | 1 | 0 | 0 | 1 | 8 | 5.6 | |
| Ark.-Pine Bluff | 12/10/2023 | | 12:60 | 0-2 | .000 | 0-2 | .000 | 0-0 | .000 | 0 | 0 | 0 | 1.2 | 0 | 1 | 0 | 0 | 0 | 0 | 5.1 | |
| Samford | 12/16/2023 | | 13:15 | 3-6 | .500 | 1-3 | .333 | 0-0 | .000 | 0 | 0 | 0 | 1.1 | 1 | 0 | 0 | 0 | 0 | 7 | 5.3 | |
| vs Illinois | 12/20/2023 | | 10:25 | 1-2 | .500 | 0-1 | .000 | 0-1 | .000 | 0 | 0 | 0 | 1.0 | 0 | 0 | 0 | 0 | 0 | 2 | 5.0 | |
| vs UIC | 12/21/2023 | | 15:15 | 1-4 | .250 | 0-2 | .000 | 0-0 | .000 | 0 | 2 | 2 | 1.1 | 0 | 0 | 0 | 2 | 0 | 2 | 4.8 | |
| UIW | 12/31/2023 | | 14:57 | 0-1 | .000 | 0-1 | .000 | 0-0 | .000 | 0 | 1 | 1 | 1.1 | 1 | 1 | 0 | 0 | 0 | 0 | 4.5 | |
| at Kentucky | 01/04/2024 | | 18:12 | 3-5 | .600 | 3-5 | .600 | 1-2 | .500 | 0 | 1 | 1 | 1.1 | 1 | 0 | 0 | 0 | 1 | 0 | 10 | 4.8 |
| Georgia | 01/07/2024 | * | 40:00 | 7-16 | .438 | 2-10 | .200 | 0-0 | .000 | 0 | 1 | 1 | 1.1 | 2 | 2 | 1 | 0 | 1 | 16 | 5.5 | |
| Mississippi St. | 01/11/2024 | * | 36:53 | 4-11 | .364 | 3-8 | .375 | 1-1 | 1.000 | 0 | 0 | 0 | 1.0 | 4 | 1 | 3 | 0 | 0 | 12 | 5.8 | |
| at Alabama | 01/14/2024 | * | 34:30 | 3-9 | .333 | 0-5 | .000 | 1-1 | 1.000 | 0 | 1 | 1 | 1.0 | 1 | 0 | 1 | 0 | 0 | 7 | 5.9 | |
| at LSU | 01/21/2024 | * | 33:05 | 3-9 | .333 | 2-7 | .286 | 0-0 | .000 | 1 | 3 | 4 | 1.2 | 1 | 1 | 0 | 0 | 0 | 8 | 6.0 | |
| Kentucky | 01/25/2024 | * | 39:22 | 6-15 | .400 | 2-5 | .400 | 0-0 | .000 | 1 | 1 | 2 | 1.2 | 0 | 3 | 1 | 0 | 2 | 14 | 6.4 | |
| at Missouri | 01/28/2024 | * | 05:35 | 0-1 | .000 | 0-1 | .000 | 0-0 | .000 | 0 | 1 | 1 | 1.2 | 1 | 0 | 0 | 0 | 0 | 0 | 6.1 | |
| Missouri | 02/18/2024 | | 25:11 | 4-9 | .444 | 2-4 | .500 | 1-1 | 1.000 | 0 | 1 | 1 | 1.2 | 0 | 0 | 1 | 0 | 0 | 11 | 6.3 | |
| at Texas A&M | 02/22/2024 | | 22:31 | 1-7 | .143 | 0-3 | .000 | 0-0 | .000 | 0 | 1 | 1 | 1.2 | 0 | 1 | 1 | 0 | 0 | 2 | 6.1 | |
| Vanderbilt | 02/25/2024 | | 29:50 | 4-9 | .444 | 2-3 | .667 | 3-3 | 1.000 | 0 | 1 | 1 | 1.2 | 0 | 0 | 0 | 0 | 1 | 13 | 6.4 | |
| Totals | | 6 | 513:54 | 57-165 | .345 | 31-103 | .301 | 15-18 | .833 | 3 | 26 | 29 | 1.2 | 17 | 13 | 16 | 4 | 7 | 160 | 6.4 | |

Player Averages

| Games Played | Minutes/game | Points/game | FG Pct | 3FG Pct | FT Pct | Rebounds/game | Assists/game | Turnovers/game | Assist/Turnover ratio | Steals/game | Blocks/game |
|--------------|--------------|-------------|--------|---------|--------|---------------|--------------|----------------|-----------------------|-------------|-------------|
| 25 | 20.6 | 6.4 | 34.5 | 30.1 | 83.3 | 1.2 | 0.5 | 0.6 | 0.8 | 0.3 | 0.2 |

CAREER STATISTICS

| | | | | Field Goals | | 3-Point | | F-Throws | | Rebounds | | | | | | | | | Scoring | |
|---------|------|-------|----------|-------------|------|----------|------|----------|------|----------|-----|-----|-----|-------|----|----|-----|-----|---------|-----|
| SEASON | TEAM | GP-GS | MIN/AVG | FG-FGA | FG% | 3FG-3FGA | 3FG% | FT-FTA | FT% | OFF | DEF | TOT | AVG | PF-FO | A | TO | BLK | STL | PTS | AVG |
| 2023-24 | Ark | 25-6 | 514/20.6 | 57-165 | .345 | 31-103 | .301 | 15-18 | .833 | 3 | 26 | 29 | 1.2 | 17-0 | 13 | 16 | 4 | 7 | 160 | 6.4 |
| TOTAL | | 25-6 | 514/20.6 | 57-165 | .345 | 31-103 | .301 | 15-18 | .833 | 3 | 26 | 29 | 1.2 | 17-0 | 13 | 16 | 4 | 7 | 160 | 6.4 |



30 Maryam Dauda | R-So. | 6-4 | F | Bentonville, Ark. (Bentonville HS)

DAUDA BENCHMARK STATS

| | | | |
|-----------|----|-----------------|----------|
| Points | 18 | vs. Missouri | 2-18-24 |
| FG Made | 8 | vs. Missouri | 2-18-24 |
| FG Att. | 13 | at Tennessee | 2-12-24 |
| 3FG Made | 4 | at #10/9 LSU | 1-21-24 |
| 3FG Att. | 11 | at #10/9 LSU | 1-21-24 |
| FT Made | 6 | vs. Samford | 12-16-23 |
| FT Att. | 6 | vs. Auburn | 2-4-24* |
| Off. Reb. | 7 | at Alabama | 1-14-24 |
| Def. Reb. | 11 | vs. Miss. State | 1-11-24 |
| Rebounds | 13 | vs. Miss. State | 1-11-24 |
| Assists | 5 | at Alabama | 1-14-24 |
| Blocks | 10 | at Alabama | 1-14-24 |
| Steals | 4 | vs. Georgia | 1-7-24 |
| Minutes | 40 | at Alabama | 1-14-24 |

| | | | |
|-----------|----|-----------------|----------|
| Points | 18 | vs. Missouri | 2-18-24 |
| FG Made | 8 | vs. Missouri | 2-18-24 |
| FG Att. | 13 | at Tennessee | 2-12-24 |
| 3FG Made | 4 | at #10/9 LSU | 1-21-24 |
| 3FG Att. | 11 | at #10/9 LSU | 1-21-24 |
| FT Made | 6 | vs. Samford | 12-16-23 |
| FT Att. | 6 | vs. Auburn | 2-4-24* |
| Off. Reb. | 7 | at Alabama | 1-14-24 |
| Def. Reb. | 11 | vs. Miss. State | 1-11-24 |
| Rebounds | 13 | vs. Miss. State | 1-11-24 |
| Assists | 5 | at Alabama | 1-14-24 |
| Blocks | 10 | at Alabama | 1-14-24 |
| Steals | 4 | vs. Georgia | 1-7-24 |
| Minutes | 40 | at Alabama | 1-14-24 |

| | | | |
|-----------|----|-----------------|---------|
| Points | 18 | vs. Missouri | 2-18-24 |
| FG Made | 8 | vs. Missouri | 2-18-24 |
| FG Att. | 13 | at Tennessee | 2-12-24 |
| 3FG Made | 4 | at #10/9 LSU | 1-21-24 |
| 3FG Att. | 11 | at #10/9 LSU | 1-21-24 |
| FT Made | 5 | vs. Miss. State | 1-11-24 |
| FT Att. | 5 | vs. Auburn | 2-4-24 |
| Off. Reb. | 7 | at Alabama | 1-14-24 |
| Def. Reb. | 11 | vs. Miss. State | 1-11-24 |
| Rebounds | 13 | vs. Miss. State | 1-11-24 |
| Assists | 5 | at Alabama | 1-14-24 |
| Blocks | 10 | at Alabama | 1-14-24 |
| Steals | 4 | vs. Georgia | 1-7-24 |
| Minutes | 40 | at Alabama | 1-14-24 |

| | | | |
|--------------------|-------|-------|--------|
| Stat | 22-23 | 23-24 | Career |
| Double Figure Pts | 4 | 14 | 18 |
| Double Figure Rebs | - | 5 | 5 |
| Double-Doubles | - | 3 | 3 |
| 5+ Assists | - | 1 | 1 |
| 3+ Blocks | 1 | 9 | 10 |
| 10+ Blocks | - | - | 1 |
| 3+ Steals | - | 3 | 3 |
| Led Team in Pts | - | 2 | 2 |
| Led Team in Reb | - | 3 | 3 |
| 20+ Points | - | - | - |
| 30+ Points | - | - | - |

* Most Recent

GAME NOTES

- Coming off three points, four rebounds and one block vs. Vanderbilt
- Logged career-high 18 points w/ eight field goals w/ five rebounds vs. Missouri at home
- Tallied 12 rebounds and a school record 10 blocks (previously held by Robyn Irwin since 1987) with eight points, five assists, two steals and no fouls committed at Alabama
- Registered her first career double-double w/ 17 points and 13 rebounds against Mississippi State
- Came up with first career buzzer beater vs. Illinois, finishing that game with nine points & two blocks
- Has registered 14 double-digit scoring games, 16 with 6+ rebounds and 21 with 2+ blocks
- Sits third in blocks/gm (2.3), 12th in rebounds/gm (6.7) & 13th offensive rebounds/gm (2.5) in the league, as well as 14th in total blocks in the NCAA w/ 68. Her 2.8 blocks/gm in SEC play leads the league
- A member of the SEC Basketball Leadership Council
- Appeared in 35 games off the bench as a redshirt freshman last season after recovering from an ACL injury
- The 13th-ranked player and top-ranked post player in the ESPN HoopGurlz 2021 recruiting rankings, as well as a consensus five-star prospect and McDonald's All-American

FASTBREAK WITH MARYAM DAUDA

- Majoring in international business
- Born in Nigeria and moved to the U.S. when she was 12
- Father played professional basketball in Belgium, and he has been huge in developing her game
- Favorite pair of shoes: Air Jordan 11 'Cool Grey'
- Favorite TV show: Gilmore Girls
- Favorite thing about playing in the SEC is playing against the best of the best

#30 DAUDA, Maryam

| Opponent | Date | GS | MIN | Total | | 3-Pointers | | Free throws | | Rebounds | | | | PF | A | TO | BLK | STL | PTS | AVG | |
|-----------------|------------|----|-------|--------|--------|------------|-------|-------------|-------|----------|-----|-----|-----|-----|----|----|-----|-----|-----|-----|-----|
| | | | | FG-FGA | PCT | 3FG-3FGA | PCT | FT-FTA | PCT | OFF | DEF | TOT | AVG | | | | | | | | |
| ULM | 11/07/2023 | * | 27:08 | 1-5 | .200 | 0-3 | .000 | 2-4 | .500 | 2 | 5 | 7 | 7.0 | 3 | 0 | 5 | 2 | 0 | 4 | 4.0 | |
| Murray St. | 11/10/2023 | * | 21:54 | 1-2 | .500 | 1-1 | 1.000 | 0-0 | .000 | 1 | 7 | 8 | 7.5 | 3 | 0 | 1 | 1 | 0 | 3 | 3.5 | |
| Little Rock | 11/14/2023 | * | 22:03 | 6-9 | .667 | 1-1 | 1.000 | 2-2 | 1.000 | 2 | 5 | 7 | 7.3 | 1 | 0 | 2 | 0 | 0 | 15 | 7.3 | |
| at Arkansas St. | 11/17/2023 | * | 27:04 | 4-9 | .444 | 3-6 | .500 | 0-0 | .000 | 3 | 6 | 9 | 7.8 | 3 | 2 | 1 | 2 | 0 | 11 | 8.3 | |
| Central Ark. | 11/20/2023 | * | 30:13 | 4-11 | .364 | 3-6 | .500 | 3-6 | .500 | 2 | 6 | 8 | 7.8 | 3 | 1 | 1 | 0 | 3 | 14 | 9.4 | |
| vs Wisconsin | 11/24/2023 | * | 31:20 | 2-4 | .500 | 0-1 | .000 | 0-0 | .000 | 6 | 5 | 11 | 8.3 | 4 | 3 | 2 | 3 | 2 | 4 | 8.5 | |
| vs Marquette | 11/25/2023 | * | 19:42 | 0-1 | .000 | 0-1 | .000 | 2-2 | 1.000 | 0 | 4 | 4 | 7.7 | 2 | 1 | 0 | 1 | 0 | 2 | 7.6 | |
| at Florida St. | 11/30/2023 | * | 29:23 | 3-9 | .333 | 0-3 | .000 | 0-1 | .000 | 2 | 4 | 6 | 7.5 | 4 | 0 | 0 | 2 | 0 | 6 | 7.4 | |
| UCLA | 12/03/2023 | * | 28:50 | 3-9 | .556 | 2-3 | .667 | 2-2 | 1.000 | 1 | 1 | 2 | 6.9 | 3 | 2 | 0 | 2 | 1 | 14 | 8.1 | |
| Louisiana Tech | 12/07/2023 | * | 17:35 | 3-4 | .750 | 0-0 | .000 | 3-4 | .750 | 1 | 2 | 3 | 6.5 | 1 | 0 | 1 | 2 | 0 | 9 | 8.2 | |
| Ark.-Pine Bluff | 12/10/2023 | * | 29:42 | 2-7 | .286 | 0-1 | .000 | 2-2 | 1.000 | 2 | 2 | 4 | 6.3 | 3 | 0 | 3 | 3 | 0 | 6 | 8.0 | |
| Samford | 12/16/2023 | * | 36:46 | 2-5 | .400 | 1-2 | .500 | 6-6 | 1.000 | 5 | 4 | 9 | 6.5 | 2 | 0 | 4 | 3 | 1 | 11 | 8.3 | |
| vs Illinois | 12/20/2023 | * | 26:03 | 4-5 | .800 | 0-0 | .000 | 1-2 | .500 | 1 | 3 | 4 | 6.3 | 4 | 0 | 3 | 2 | 0 | 9 | 8.3 | |
| vs UIC | 12/21/2023 | * | 32:23 | 1-2 | .500 | 0-1 | .000 | 1-2 | .500 | 1 | 7 | 8 | 6.4 | 4 | 3 | 0 | 2 | 0 | 3 | 7.9 | |
| UIW | 12/31/2023 | * | 31:32 | 4-9 | .444 | 0-1 | .000 | 5-5 | 1.000 | 1 | 4 | 5 | 6.3 | 1 | 1 | 0 | 4 | 0 | 13 | 8.3 | |
| at Kentucky | 01/04/2024 | * | 16:52 | 2-5 | .400 | 0-1 | .000 | 0-0 | .000 | 2 | 1 | 3 | 6.1 | 5 | 1 | 2 | 1 | 1 | 4 | 8.0 | |
| Georgia | 01/07/2024 | * | 33:49 | 2-10 | .200 | 0-0 | .000 | 4-4 | 1.000 | 6 | 5 | 11 | 6.4 | 2 | 1 | 2 | 2 | 4 | 8 | 8.0 | |
| Mississippi St. | 01/11/2024 | * | 37:35 | 6-10 | .600 | 0-4 | .000 | 5-5 | 1.000 | 2 | 11 | 13 | 6.8 | 2 | 2 | 3 | 3 | 1 | 17 | 8.5 | |
| at Alabama | 01/14/2024 | * | 40:00 | 3-7 | .429 | 0-0 | .000 | 2-4 | .500 | 7 | 5 | 12 | 7.1 | 0 | 5 | 3 | 10 | 2 | 8 | 8.5 | |
| at LSU | 01/21/2024 | * | 33:08 | 5-12 | .417 | 4-11 | .364 | 2-2 | 1.000 | 0 | 4 | 4 | 6.9 | 3 | 0 | 1 | 4 | 1 | 16 | 8.9 | |
| Kentucky | 01/25/2024 | * | 23:42 | 7-12 | .583 | 1-4 | .250 | 1-2 | .500 | 6 | 1 | 7 | 6.9 | 4 | 2 | 1 | 2 | 0 | 16 | 9.2 | |
| at Missouri | 01/28/2024 | * | 29:05 | 3-7 | .429 | 1-1 | 1.000 | 0-0 | .000 | 1 | 3 | 4 | 6.8 | 4 | 2 | 4 | 4 | 1 | 7 | 9.1 | |
| Alabama | 02/01/2024 | * | 31:57 | 3-7 | .429 | 2-5 | .400 | 2-2 | 1.000 | 3 | 1 | 4 | 6.7 | 3 | 4 | 3 | 3 | 0 | 10 | 9.1 | |
| Auburn | 02/04/2024 | * | 31:14 | 4-8 | .500 | 0-1 | .000 | 4-6 | .667 | 5 | 6 | 11 | 6.8 | 4 | 0 | 3 | 4 | 0 | 12 | 9.3 | |
| at Florida | 02/08/2024 | * | 29:33 | 1-4 | .250 | 1-1 | 1.000 | 2-2 | 1.000 | 2 | 7 | 9 | 6.9 | 3 | 0 | 4 | 1 | 0 | 5 | 9.1 | |
| at Tennessee | 02/12/2024 | * | 26:17 | 4-13 | .308 | 2-9 | .222 | 0-1 | .000 | 1 | 4 | 5 | 6.8 | 4 | 2 | 1 | 0 | 0 | 10 | 9.1 | |
| Missouri | 02/18/2024 | * | 35:45 | 8-12 | .667 | 0-0 | .000 | 2-3 | .667 | 2 | 3 | 5 | 6.8 | 3 | 4 | 3 | 2 | 1 | 18 | 9.4 | |
| at Texas A&M | 02/22/2024 | * | 34:18 | 7-12 | .583 | 2-3 | .667 | 1-1 | 1.000 | 4 | 2 | 6 | 6.8 | 4 | 2 | 2 | 2 | 3 | 17 | 9.7 | |
| Vanderbilt | 02/25/2024 | * | 27:18 | 1-6 | .167 | 1-4 | .250 | 0-0 | .000 | 2 | 2 | 4 | 6.7 | 4 | 0 | 6 | 1 | 1 | 3 | 9.5 | |
| Totals | | | 29 | 842:12 | 98-216 | .454 | 25-74 | .338 | 54-70 | .771 | 73 | 120 | 193 | 6.7 | 86 | 38 | 61 | 68 | 22 | 275 | 9.5 |

Player Averages

| Games Played | Minutes/game | Points/game | FG Pct | 3FG Pct | FT Pct | Rebounds/game | Assists/game | Turnovers/game | Assist/Turnover ratio | Steals/game | Blocks/game |
|--------------|--------------|-------------|--------|---------|--------|---------------|--------------|----------------|-----------------------|-------------|-------------|
| 29 | 29.0 | 9.5 | 45.4 | 33.8 | 77.1 | 6.7 | 1.3 | 2.1 | 0.6 | 0.8 | 2.3 |

CAREER STATISTICS

| | | | Field Goals | | 3-Point | | F-Throws | | Rebounds | | | | | | | | | | | Scoring | |
|---------|------|-------|-------------|---------|---------|----------|----------|--------|----------|-----|-----|-----|-----|-------|----|-----|-----|-----|-----|---------|--|
| SEASON | TEAM | GP-GS | MIN/AVG | FG-FGA | FG% | 3FG-3FGA | 3FG% | FT-FTA | FT% | OFF | DEF | TOT | AVG | PF-FO | A | TO | BLK | STL | PTS | AVG | |
| 2022-23 | Ark | 35-0 | 386/11.0 | 47-112 | .420 | 6-24 | .250 | 23-31 | .742 | 45 | 49 | 94 | 2.7 | 64-0 | 23 | 42 | 22 | 11 | 123 | 3.5 | |
| 2023-24 | Ark | 29-29 | 842/29.0 | 98-216 | .454 | 25-74 | .338 | 54-70 | .771 | 73 | 120 | 193 | 6.7 | 86-1 | 38 | 61 | 68 | 22 | 275 | 9.5 | |
| TOTAL | | 64-29 | 1228/19.2 | 145-328 | .442 | 31-98 | .316 | 77-101 | .762 | 118 | 169 | 287 | 4.5 | 150-1 | 61 | 103 | 90 | 33 | 398 | 6.2 | |



34 Jenna Lawrence | Fr. | 6-3 | F | Farmington, Ark. (Farmington HS)

LAWRENCE BENCHMARK STATS

SEASON HIGHS

| | | | |
|-----------|----|-----------------|-----------|
| Points | 10 | vs. LA Tech | 12-7-23 |
| FG Made | 3 | vs. LA Tech | 12-7-23 |
| FG Att. | 5 | at #10/9 LSU | 1-21-24 |
| 3FG Made | 2 | vs. Miss. State | 1-11-24 |
| 3FG Att. | 5 | at #10/9 LSU | 1-21-24 |
| FT Made | 3 | vs. LA Tech | 12-7-23 |
| FT Att. | 4 | vs. LA Tech | 12-7-23 |
| Off. Reb. | 2 | vs. Samford | 12-16-23* |
| Def. Reb. | 4 | vs. Kentucky | 1-25-24 |
| Rebounds | 5 | vs. Kentucky | 1-25-24* |
| Assists | 1 | vs. Kentucky | 1-25-24* |
| Blocks | 1 | at Missouri | 1-28-24* |
| Steals | 2 | at Missouri | 1-28-24* |
| Minutes | 17 | at #10/9 LSU | 1-21-24 |

CAREER HIGHS

| | | | |
|-----------|----|-----------------|-----------|
| Points | 10 | vs. LA Tech | 12-7-23 |
| FG Made | 3 | vs. LA Tech | 12-7-23 |
| FG Att. | 5 | at #10/9 LSU | 1-21-24 |
| 3FG Made | 2 | vs. Miss. State | 1-11-24 |
| 3FG Att. | 5 | at #10/9 LSU | 1-21-24 |
| FT Made | 3 | vs. LA Tech | 12-7-23 |
| FT Att. | 4 | vs. LA Tech | 12-7-23 |
| Off. Reb. | 2 | vs. Samford | 12-16-23* |
| Def. Reb. | 4 | vs. Kentucky | 1-25-24 |
| Rebounds | 5 | vs. Kentucky | 1-25-24 |
| Assists | 1 | vs. Kentucky | 1-25-24* |
| Blocks | 1 | at Missouri | 1-28-24* |
| Steals | 2 | at Missouri | 1-28-24* |
| Minutes | 17 | at #10/9 LSU | 1-21-24 |

SEC HIGHS

| | | | |
|-----------|----|-----------------|----------|
| Points | 6 | vs. Miss. State | 1-11-24 |
| FG Made | 2 | vs. Miss. State | 1-11-24 |
| FG Att. | 5 | at #10/9 LSU | 1-21-24 |
| 3FG Made | 2 | vs. Miss. State | 1-11-24 |
| 3FG Att. | 5 | at #10/9 LSU | 1-21-24 |
| FT Made | 1 | at Tennessee | 2-12-24* |
| FT Att. | 2 | at Alabama | 1-14-24 |
| Off. Reb. | 1 | at Missouri | 1-28-24* |
| Def. Reb. | 4 | vs. Kentucky | 1-25-24 |
| Rebounds | 5 | vs. Kentucky | 1-25-24 |
| Assists | 1 | vs. Kentucky | 1-25-24* |
| Blocks | 1 | at Missouri | 1-28-24* |
| Steals | 2 | at Missouri | 1-28-24 |
| Minutes | 17 | at #10/9 LSU | 1-21-24 |

NOTABLES

| Stat | 23-24 | Career |
|--------------------|-------|--------|
| Double Figure Pts | 1 | 1 |
| Double Figure Rebs | - | - |
| Double-Doubles | - | - |
| 5+ Assists | - | - |
| 3+ Blocks | - | - |
| 3+ Steals | - | - |
| Led Team in Pts | - | - |
| Led Team in Reb | - | - |
| 20+ Points | - | - |
| 30+ Points | - | - |

* Most Recent

GAME NOTES

- Played nearly three minutes off the bench and pulled down a rebound vs. Vanderbilt
- Came up with a huge 3-pointer at buzzer to put the Hogs up for good at Missouri
- Logged first career double-digit scoring game vs. LA Tech, tallying 10 points off 3-of-4 shooting
- Four-star prospect, No. 61 player in the country, according to 2023 HoopGurlz Recruiting Rankings
- A proven winner, coming off leading Farmington HS to the 4A girls state championship and being named MVP, as the Cardinals finished the season on a 26-game winning streak and ended 36-1
- Averaged 18.7 points, 7.1 rebounds & 1.5 blocks per game, while knocking down 99 3-pointers, as a senior
- Won state championships at Melbourne HS as a sophomore before transferring to Farmington
- Tabbed Arkansas Democrat Gazette Player of the Year this past season
- Eclipsed 2,000 career points and 1,000 career rebounds in high school

FASTBREAK WITH JENNA LAWRENCE

- Wears #34 because it was her mom's number
- Calls Farmington home now but wants everyone to know her roots are in Melbourne, Arkansas
- Loves being so close to home so her family and friends can watch her play all of the time
- Her parents are her biggest inspiration
- Was a talented softball player who could pitch and hit homers
- Greatest strength is shooting but also is a great defender, can block shots and has good coordination for her size

#34 LAWRENCE, Jenna

| 54 LAWRENCE/ Juma | | | | | | | | | | | | | | | | | | | | | | |
|-------------------|------------|----|-------|--------|-------|------|------------|------|------|-------------|------|-----|----------|-----|-----|----|---|----|-----|-----|-----|-----|
| Opponent | Date | GS | MIN | Total | | | 3-Pointers | | | Free throws | | | Rebounds | | | PF | A | TO | BLK | STL | PTS | AVG |
| | | | | FG | FGA | PCT | 3FG | 3FGA | PCT | FT | FTA | PCT | OFF | DEF | TOT | | | | | | | |
| Murray St. | 11/10/2023 | | 08:20 | 0-3 | .000 | 0-2 | .000 | 0-0 | .000 | 0-0 | .000 | 0 | 1 | 1 | 1.0 | 0 | 0 | 1 | 1 | 0 | 0.0 | |
| Little Rock | 11/14/2023 | | 08:00 | 1-3 | .333 | 0-2 | .000 | 1-2 | .500 | 2 | 1 | 3 | 2.0 | 1 | 1 | 0 | 1 | 0 | 3 | 1.5 | | |
| Central Ark. | 11/20/2023 | | 05:02 | 0-1 | .000 | 0-1 | .000 | 0-0 | .000 | 1 | 0 | 1 | 1.7 | 1 | 0 | 0 | 0 | 0 | 0 | 1.0 | | |
| vs Marquette | 11/25/2023 | | 05:11 | 0-0 | .000 | 0-0 | .000 | 0-0 | .000 | 0 | 0 | 0 | 1.3 | 0 | 0 | 0 | 0 | 0 | 0 | 0.8 | | |
| UCLA | 12/03/2023 | | 07:39 | 0-0 | .000 | 0-0 | .000 | 0-0 | .000 | 0 | 0 | 0 | 1.0 | 0 | 0 | 1 | 1 | 2 | 0 | 0.6 | | |
| Louisiana Tech | 12/07/2023 | | 11:59 | 3-4 | .750 | 1-2 | .500 | 3-4 | .750 | 0 | 1 | 1 | 1.0 | 3 | 0 | 0 | 0 | 10 | 2.2 | | | |
| Samford | 12/16/2023 | | 08:37 | 1-2 | .500 | 1-2 | .500 | 0-0 | .000 | 2 | 3 | 5 | 1.6 | 0 | 0 | 0 | 0 | 0 | 3 | 2.3 | | |
| vs Illinois | 12/20/2023 | | 12:45 | 1-1 | 1.000 | 0-0 | .000 | 0-0 | .000 | 0 | 2 | 2 | 1.6 | 1 | 0 | 0 | 1 | 1 | 2 | 2.3 | | |
| vs UIC | 12/21/2023 | | 09:45 | 1-2 | .500 | 1-1 | 1.000 | 0-0 | .000 | 0 | 1 | 1 | 1.6 | 3 | 0 | 0 | 1 | 0 | 3 | 2.3 | | |
| UIW | 12/31/2023 | | 14:10 | 0-1 | .000 | 0-1 | .000 | 0-0 | .000 | 0 | 2 | 2 | 1.6 | 2 | 0 | 0 | 0 | 0 | 0 | 2.1 | | |
| at Kentucky | 01/04/2024 | | 04:37 | 0-1 | .000 | 0-1 | .000 | 0-0 | .000 | 0 | 2 | 2 | 1.6 | 0 | 0 | 2 | 0 | 0 | 0 | 1.9 | | |
| Georgia | 01/07/2024 | | 03:38 | 0-1 | .000 | 0-1 | .000 | 0-0 | .000 | 0 | 0 | 0 | 1.5 | 0 | 0 | 0 | 0 | 0 | 0 | 1.8 | | |
| Mississippi St. | 01/11/2024 | | 06:31 | 2-3 | .667 | 2-3 | .667 | 0-0 | .000 | 1 | 1 | 2 | 1.5 | 0 | 1 | 0 | 1 | 0 | 6 | 2.1 | | |
| at Alabama | 01/14/2024 | | 05:20 | 1-1 | 1.000 | 0-0 | .000 | 1-2 | .500 | 1 | 3 | 4 | 1.7 | 0 | 0 | 0 | 0 | 0 | 3 | 2.1 | | |
| at LSU | 01/21/2024 | | 17:36 | 1-5 | .200 | 1-5 | .200 | 0-0 | .000 | 0 | 3 | 3 | 1.8 | 1 | 0 | 0 | 0 | 0 | 3 | 2.2 | | |
| Kentucky | 01/25/2024 | | 14:39 | 1-3 | .333 | 0-2 | .000 | 0-0 | .000 | 1 | 4 | 5 | 2.0 | 2 | 1 | 1 | 1 | 0 | 2 | 2.2 | | |
| at Missouri | 01/28/2024 | | 08:39 | 1-1 | 1.000 | 1-1 | 1.000 | 0-0 | .000 | 1 | 2 | 3 | 2.1 | 2 | 0 | 0 | 1 | 2 | 3 | 2.2 | | |
| Alabama | 02/01/2024 | | 01:17 | 0-0 | .000 | 0-0 | .000 | 0-0 | .000 | 0 | 0 | 0 | 1.9 | 1 | 0 | 1 | 0 | 0 | 0 | 2.1 | | |
| at Tennessee | 02/12/2024 | | 11:01 | 1-3 | .333 | 1-3 | .333 | 0-0 | .000 | 1 | 1 | 2 | 1.9 | 2 | 0 | 0 | 0 | 0 | 3 | 2.2 | | |
| Vanderbilt | 02/25/2024 | | 02:41 | 0-0 | .000 | 0-0 | .000 | 0-0 | .000 | 0 | 1 | 1 | 1.9 | 0 | 0 | 0 | 0 | 0 | 0 | 2.1 | | |
| Totals | | | 0 | 167:28 | 14-35 | .400 | 8-27 | .296 | 5-8 | .625 | 10 | 28 | 38 | 1.9 | 19 | 3 | 6 | 8 | 6 | 41 | 2.1 | |

Player Averages

| Games Played | Minutes/game | Points/game | FG Pct | 3FG Pct | FT Pct | Rebounds/game | Assists/game | Turnovers/game | Assist/Turnover ratio | Steals/game | Blocks/game |
|--------------|--------------|-------------|--------|---------|--------|---------------|--------------|----------------|-----------------------|-------------|-------------|
| 20 | 8.4 | 2.1 | 40.0 | 29.6 | 62.5 | 1.9 | 0.2 | 0.3 | 0.5 | 0.3 | 0.4 |

CAREER STATISTICS

| | | | | Field Goals | | 3-Point | | F-Throws | | Rebounds | | | | | | | | | Scoring | |
|---------|------|-------|---------|-------------|------|----------|------|----------|------|----------|-----|-----|-----|-------|---|----|-----|-----|---------|-----|
| SEASON | TEAM | GP-GS | MIN/AVG | FG-FGA | FG% | 3FG-3FGA | 3FG% | FT-FTA | FT% | OFF | DEF | TOT | AVG | PF-FO | A | TO | BLK | STL | PTS | AVG |
| 2023-24 | Ark | 20-0 | 167/8.4 | 14-35 | .400 | 8-27 | .296 | 5-8 | .625 | 10 | 28 | 38 | 1.9 | 19-0 | 3 | 6 | 8 | 6 | 41 | 2.1 |
| TOTAL | | 20-0 | 167/8.4 | 14-35 | .400 | 8-27 | .296 | 5-8 | .625 | 10 | 28 | 38 | 1.9 | 19-0 | 3 | 6 | 8 | 6 | 41 | 2.1 |



43 Makayla Daniels | Gr. | 5-8 | G | Frederick, Md. (Frederick HS)

DANIELS BENCHMARK STATS

SEASON HIGHS

| | | | |
|-----------|----|---------------|----------|
| Points | 26 | at Florida | 2-8-24 |
| FG Made | 8 | at Florida | 2-8-24 |
| FG Att. | 15 | vs. Kentucky | 1-25-24* |
| 3FG Made | 5 | at Florida | 2-8-24* |
| 3FG Att. | 10 | vs. Georgia | 1-7-24* |
| FT Made | 6 | vs. Auburn | 2-4-24 |
| FT Att. | 10 | at Texas A&M | 2-22-24* |
| Off. Reb. | 4 | vs. Wisconsin | 11-24-23 |
| Def. Reb. | 6 | vs. Kentucky | 1-25-24 |
| Rebounds | 8 | vs. Wisconsin | 11-24-23 |
| Assists | 7 | vs. Kentucky | 1-25-24* |
| Blocks | 1 | at Tennessee | 2-12-24* |
| Steals | 5 | vs. Georgia | 1-7-24 |
| Minutes | 40 | at Missouri | 1-28-24 |

CAREER HIGHS

| | | | |
|-----------|----|------------------|----------|
| Points | 34 | vs. Creighton | 12-21-21 |
| FG Made | 11 | at Vanderbilt | 2-9-23* |
| FG Att. | 23 | at Vanderbilt | 2-9-23 |
| 3FG Made | 6 | vs. Oral Roberts | 11-14-19 |
| 3FG Att. | 11 | vs. No. 1/1 SC | 3-3-23* |
| FT Made | 8 | vs. Texas Tech | 3-24-23* |
| FT Att. | 10 | vs. Auburn | 2-4-24* |
| Off. Reb. | 5 | at Vanderbilt | 1-6-22 |
| Def. Reb. | 11 | vs. Missouri | 3-3-22 |
| Rebounds | 14 | vs. Missouri | 3-3-22 |
| Assists | 7 | vs. Kentucky | 1-25-24* |
| Blocks | 2 | vs. SFA | 3-20-23* |
| Steals | 6 | vs. UCA | 12-18-21 |
| Minutes | 43 | vs. Missouri | 3-3-22 |

SEC HIGHS

| | | | |
|-----------|----|----------------|---------|
| Points | 31 | at Vanderbilt | 2-9-23 |
| FG Made | 11 | at Vanderbilt | 2-9-23 |
| FG Att. | 23 | at Vanderbilt | 2-9-23 |
| 3FG Made | 5 | at Florida | 2-8-24* |
| 3FG Att. | 11 | vs. No. 1/1 SC | 3-3-23* |
| FT Made | 8 | vs. Missouri | 3-2-23* |
| FT Att. | 10 | vs. Auburn | 2-4-24* |
| Off. Reb. | 5 | at Vanderbilt | 1-6-22 |
| Def. Reb. | 11 | vs. Missouri | 3-3-22 |
| Rebounds | 14 | vs. Missouri | 3-3-22 |
| Assists | 7 | vs. Kentucky | 1-25-24 |
| Blocks | 2 | vs. Texas A&M | 2-26-23 |
| Steals | 5 | vs. Georgia | 1-7-24* |
| Minutes | 43 | vs. Missouri | 3-3-22 |

NOTABLES

| Stat | 19-20 | 20-21 | 21-22 | 22-23 | 23-24 | Career |
|--------------------|-------|-------|-------|-------|-------|--------|
| Double Figure Pts | 12 | 19 | 19 | 27 | 19 | 96 |
| Double Figure Rebs | - | - | 1 | - | - | 1 |
| Double-Doubles | - | - | 1 | - | - | 1 |
| 5+ Assists | 3 | 2 | 7 | 3 | 4 | 19 |
| 3+ Blocks | - | - | - | - | - | - |
| 3+ Steals | 5 | 4 | 1 | 10 | 7 | 27 |
| Led Team in Pts | 3 | 1 | 8 | 5 | 5 | 22 |
| Led Team in Reb | - | 1 | 7 | 3 | 2 | 13 |
| 20+ Points | 2 | 1 | 5 | 5 | 4 | 17 |
| 30+ Points | - | - | 2 | 1 | - | 3 |

* Most Recent

GAME NOTES

- Coming off five points, two assist and one steal and was limited to 27 minutes vs. Vanderbilt
- Logged season-high 26 points off 8-12 from field, 5-of-6 from 3-point & 5-of-5 from line at Florida
- Named to the Fort Myers Tip-Off All-Tournament Team
- Broke career starts (151), games played (151) and minutes records (4,447) at Arkansas
- In the SEC, third in minutes/gm (33.8) & 10th in 3-pointers/gm (1.8)
- Among active SEC players, has the second most steals (240), third most points (1,811), which is also No. 5 all-time in school history, third most assists (391), as well as 14th most rebounds (553) in her career
- Also third in steals, fourth in free throw attempts (574), fifth in free throws made (437), sixth in 3-pointers made (230), ninth in assists & 26th in rebounds in school history
- Only one of 16 in the country to start in every game available for with 100+ starts
- Has won more SEC games than any other player in Arkansas WBB history
- Earned a spot on the All-SEC Preseason Second Team (second straight year), as voted by the league's coaches

FASTBREAK WITH MAKAYLA DANIELS

- Graduated college in three years
- Lived in Japan for seven years, as well as Arizona, North Carolina and Maryland, as both her parents served in the military
- Her parents come to every single game (live in Maryland) & have only missed a few over the past five years
- Played with Saylor Poffenbarger's brother in AAU for a little bit
- Wears #43 because 4+3=7 and 7 is her favorite number
- One of the most interesting things about her is she loves piercings

#43 DANIELS, Makayla

| Opponent | Date | GS | MIN | Total | | 3-Pointers | | Free throws | | Rebounds | | PF | A | TO | BLK | STL | PTS | AVG | | | |
|-----------------|------------|----|-------|--------|---------|------------|--------|-------------|--------|----------|-----|----|-----|-----|-----|-----|-----|-----|------|------|------|
| | | | | FG-FGA | PCT | 3FG-3FGA | PCT | FT-FTA | PCT | OFF | DEF | | | | | | | | TOT | AVG | |
| ULM | 11/07/2023 | * | 33:27 | 7-11 | .636 | 3-5 | .600 | 0-0 | .000 | 2 | 0 | 2 | 2.0 | 4 | 1 | 0 | 2 | 17 | 17.0 | | |
| Murray St. | 11/10/2023 | * | 30:30 | 6-12 | .500 | 1-5 | .200 | 2-2 | 1.000 | 1 | 5 | 6 | 4.0 | 4 | 1 | 1 | 0 | 15 | 16.0 | | |
| Little Rock | 11/14/2023 | * | 20:02 | 1-1 | 1.000 | 0-0 | .000 | 1-2 | .500 | 1 | 4 | 5 | 4.3 | 2 | 3 | 0 | 2 | 3 | 11.7 | | |
| at Arkansas St. | 11/17/2023 | * | 36:03 | 3-9 | .333 | 2-7 | .286 | 0-0 | .000 | 0 | 4 | 4 | 4.3 | 1 | 2 | 1 | 0 | 1 | 8 | 10.0 | |
| Central Ark. | 11/20/2023 | * | 32:54 | 3-6 | .500 | 1-4 | .250 | 4-7 | .571 | 2 | 1 | 3 | 4.0 | 3 | 4 | 3 | 0 | 2 | 11 | 10.8 | |
| vs Wisconsin | 11/24/2023 | * | 38:22 | 7-15 | .467 | 5-10 | .500 | 3-6 | .500 | 4 | 4 | 8 | 4.7 | 3 | 3 | 4 | 1 | 2 | 22 | 12.7 | |
| vs Marquette | 11/25/2023 | * | 28:49 | 1-5 | .200 | 1-2 | .500 | 0-0 | .000 | 2 | 3 | 5 | 4.7 | 4 | 6 | 4 | 0 | 1 | 3 | 11.3 | |
| at Florida St. | 11/30/2023 | * | 34:00 | 4-10 | .400 | 1-3 | .333 | 1-2 | .500 | 2 | 4 | 6 | 4.9 | 2 | 2 | 1 | 0 | 2 | 10 | 11.1 | |
| UCLA | 12/03/2023 | * | 33:00 | 3-10 | .300 | 1-5 | .200 | 3-6 | .500 | 1 | 2 | 3 | 4.7 | 3 | 2 | 1 | 0 | 3 | 10 | 11.0 | |
| Louisiana Tech | 12/07/2023 | * | 25:52 | 3-4 | .750 | 1-2 | .500 | 5-6 | .833 | 0 | 6 | 6 | 4.8 | 0 | 7 | 1 | 0 | 3 | 12 | 11.1 | |
| Ark.-Pine Bluff | 12/10/2023 | * | 39:05 | 6-9 | .667 | 2-4 | .500 | 2-4 | .500 | 0 | 4 | 4 | 4.7 | 1 | 4 | 2 | 0 | 3 | 16 | 11.5 | |
| Samford | 12/16/2023 | * | 34:33 | 5-13 | .385 | 3-8 | .375 | 1-3 | .333 | 1 | 2 | 3 | 4.6 | 3 | 2 | 5 | 0 | 3 | 14 | 11.8 | |
| vs Illinois | 12/20/2023 | * | 36:24 | 2-7 | .286 | 0-5 | .000 | 1-2 | .500 | 1 | 2 | 3 | 4.5 | 2 | 4 | 0 | 0 | 1 | 5 | 11.2 | |
| vs UIC | 12/21/2023 | * | 26:53 | 1-5 | .200 | 0-2 | .000 | 0-0 | .000 | 1 | 1 | 2 | 4.3 | 4 | 0 | 4 | 0 | 1 | 2 | 10.6 | |
| UIW | 12/31/2023 | * | 34:39 | 2-4 | .500 | 2-4 | .500 | 2-4 | .500 | 1 | 4 | 5 | 4.3 | 4 | 1 | 1 | 1 | 3 | 8 | 10.4 | |
| at Kentucky | 01/04/2024 | * | 37:38 | 1-7 | .143 | 0-4 | .000 | 2-4 | .500 | 1 | 1 | 2 | 4.2 | 4 | 2 | 1 | 0 | 0 | 4 | 10.0 | |
| Georgia | 01/07/2024 | * | 34:45 | 7-15 | .467 | 5-10 | .500 | 5-7 | .714 | 1 | 6 | 7 | 4.4 | 3 | 3 | 1 | 1 | 5 | 24 | 10.8 | |
| Mississippi St. | 01/11/2024 | * | 37:51 | 1-10 | .100 | 1-7 | .143 | 3-4 | .750 | 2 | 4 | 6 | 4.4 | 2 | 1 | 0 | 1 | 2 | 6 | 10.6 | |
| at Alabama | 01/14/2024 | * | 25:44 | 6-10 | .600 | 3-5 | .600 | 1-1 | 1.000 | 2 | 1 | 3 | 4.4 | 4 | 0 | 0 | 0 | 0 | 16 | 10.8 | |
| at LSU | 01/21/2024 | * | 34:16 | 3-11 | .273 | 2-8 | .250 | 5-5 | 1.000 | 3 | 3 | 6 | 4.5 | 1 | 3 | 3 | 0 | 0 | 13 | 11.0 | |
| Kentucky | 01/25/2024 | * | 38:56 | 7-15 | .467 | 3-6 | .500 | 5-6 | .833 | 0 | 6 | 6 | 4.5 | 2 | 7 | 1 | 1 | 4 | 22 | 11.5 | |
| at Missouri | 01/28/2024 | * | 40:00 | 4-12 | .333 | 1-6 | .167 | 4-4 | 1.000 | 2 | 1 | 3 | 4.5 | 2 | 1 | 1 | 1 | 2 | 13 | 11.3 | |
| Alabama | 02/01/2024 | * | 37:23 | 4-8 | .500 | 2-5 | .400 | 1-1 | 1.000 | 0 | 1 | 1 | 4.3 | 3 | 5 | 1 | 1 | 0 | 11 | 11.5 | |
| Auburn | 02/04/2024 | * | 35:56 | 4-12 | .333 | 1-5 | .200 | 6-10 | .600 | 3 | 3 | 6 | 4.4 | 2 | 2 | 3 | 0 | 0 | 15 | 11.7 | |
| at Florida | 02/08/2024 | * | 37:21 | 8-12 | .667 | 5-6 | .833 | 5-5 | 1.000 | 1 | 2 | 3 | 4.3 | 3 | 3 | 1 | 0 | 2 | 26 | 12.2 | |
| at Tennessee | 02/12/2024 | * | 38:10 | 3-12 | .250 | 2-4 | .500 | 0-0 | .000 | 1 | 5 | 6 | 4.4 | 1 | 1 | 4 | 1 | 2 | 8 | 12.1 | |
| Missouri | 02/18/2024 | * | 31:48 | 5-11 | .455 | 0-2 | .000 | 4-5 | .800 | 1 | 5 | 6 | 4.4 | 2 | 2 | 2 | 0 | 1 | 14 | 12.1 | |
| at Texas A&M | 02/22/2024 | * | 38:31 | 4-10 | .400 | 2-6 | .333 | 5-10 | .500 | 2 | 5 | 7 | 4.5 | 2 | 3 | 1 | 0 | 0 | 15 | 12.3 | |
| Vanderbilt | 02/25/2024 | * | 27:10 | 2-5 | .400 | 1-4 | .250 | 0-0 | .000 | 0 | 1 | 1 | 4.4 | 4 | 2 | 1 | 0 | 1 | 5 | 12.0 | |
| Totals | | | 29 | 980:01 | 113-271 | .417 | 51-144 | .354 | 71-106 | .670 | 38 | 90 | 128 | 4.4 | 75 | 77 | 48 | 8 | 48 | 348 | 12.0 |

Player Averages

| Games Played | Minutes/game | Points/game | FG Pct | 3FG Pct | FT Pct | Rebounds/game | Assists/game | Turnovers/game | Assist/Turnover ratio | Steals/game | Blocks/game |
|--------------|--------------|-------------|--------|---------|--------|---------------|--------------|----------------|-----------------------|-------------|-------------|
| 29 | 33.8 | 12.0 | 41.7 | 35.4 | 67.0 | 4.4 | 2.7 | 1.7 | 1.6 | 1.7 | 0.3 |

CAREER STATISTICS

| | | Field Goals | | | | 3-Point | | F-Throws | | Rebounds | | | | Scoring | | | | | | | |
|---------|------|-------------|-----------|----------|------|----------|------|----------|------|----------|-----|-----|-----|---------|-----|-----|-----|-----|------|------|--|
| SEASON | TEAM | GP-GS | MIN/AVG | FG-FGA | FG% | 3FG-3FGA | 3FG% | FT-FTA | FT% | OFF | DEF | TOT | AVG | PF-FO | A | TO | BLK | STL | PTS | AVG | |
| 2019-20 | Ark | 32-32 | 720/22.5 | 107-216 | .495 | 25-56 | .446 | 60-77 | .779 | 7 | 48 | 55 | 1.7 | 67-1 | 77 | 44 | 2 | 45 | 299 | 9.3 | |
| 2020-21 | Ark | 28-28 | 801/28.6 | 101-256 | .395 | 44-120 | .367 | 78-97 | .804 | 9 | 74 | 83 | 3.0 | 75-2 | 61 | 43 | 4 | 41 | 324 | 11.6 | |
| 2021-22 | Ark | 28-28 | 845/30.2 | 126-307 | .410 | 40-136 | .294 | 99-125 | .792 | 51 | 98 | 149 | 5.3 | 74-1 | 78 | 42 | 4 | 50 | 391 | 14.0 | |
| 2022-23 | Ark | 34-34 | 1102/32.4 | 125-350 | .357 | 70-207 | .338 | 129-168 | .768 | 33 | 105 | 138 | 4.1 | 90-1 | 98 | 71 | 11 | 56 | 449 | 13.2 | |
| 2023-24 | Ark | 29-29 | 980/33.8 | 113-271 | .417 | 51-144 | .354 | 71-106 | .670 | 38 | 90 | 128 | 4.4 | 75-0 | 77 | 48 | 8 | 48 | 348 | 12.0 | |
| TOTAL | | 151-151 | 4448/29.5 | 572-1400 | .409 | 230-663 | .347 | 437-573 | .763 | 138 | 415 | 553 | 3.7 | 381-5 | 391 | 248 | 29 | 240 | 1811 | 12.0 | |



44 Maryn Archer | Fr. | 5-8 | G | Derby, Kan. (Derby HS)

ARCHER BENCHMARK STATS

N/A

SEASON HIGHS

CAREER HIGHS

SEC HIGHS

NOTABLES

| Stat | 23-24 | Career |
|--------------------|-------|--------|
| Double Figure Pts | - | - |
| Double Figure Rebs | - | - |
| Double-Doubles | - | - |
| 5+ Assists | - | - |
| 3+ Blocks | - | - |
| 3+ Steals | - | - |
| Led Team in Pts | - | - |
| Led Team in Reb | - | - |
| 20+ Points | - | - |
| 30+ Points | - | - |

* Most Recent

GAME NOTES

- Has not seen the court as a Hog
- Enrolled early in January
- Three-star prospect and ranked as No. 29 by Prep Girls and No. 75 by Blue Star
- Voted to the Run 4 Roses All-Tournament First Team after dropping 31 points on just 11 shots to lead SW Elite, her AAU team, to the championship game in Louisville
- Paced Derby HS in assists and steals during her junior season, finishing with 10.0 points, 3.5 re-bounds, 4.6 assists and 2.8 steals per game
- Played on two different high school teams, leading those squads to state during freshman and junior seasons
- Tabbed DerbyInformer.com Female Comeback Player of the Year

FASTBREAK WITH MARYN ARCHER

- Majoring in clinical psychology
- One of six siblings (second to youngest)
- Wears #44 because her brother (Braden) wore it in college (football player)
- Favorite memory of playing basketball is going up against her brothers in their driveway
- Ran the 400m and 4x400 relay in high school
- Favorite ice cream flavor: Oreo

Has not appeared in an Arkansas game during 2023-24 season

CAREER STATISTICS

Has not appeared in an Arkansas game



55 Emrie Ellis | Jr. | 6-3 | F | Vanoss, Okla. (Vanoss HS)

| ELLIS BENCHMARK STATS | | | |
|-----------------------|-----------|-----|--------------------------|
| SEASON HIGHS | Points | 6 | at A-State 11-17-23 |
| | FG Made | 2 | vs. Kentucky 1-25-24* |
| | FG Att. | 3 | vs. Kentucky 1-25-24* |
| | 3FG Made | 2 | at A-State 11-17-23 |
| | 3FG Att. | 2 | at #10/9 LSU 1-21-24* |
| | FT Made | 2 | vs. Vanderbilt 2-25-24* |
| | FT Att. | 2 | vs. Vanderbilt 2-25-24* |
| | Off. Reb. | 1 | vs. Vanderbilt 2-25-24* |
| | Def. Reb. | 4 | vs. Little Rock 11-14-23 |
| | Rebounds | 4 | vs. Little Rock 11-14-23 |
| | Assists | 1 | vs. LA Tech 12-7-23* |
| | Blocks | 3 | at Tennessee 2-12-24* |
| | Steals | N/A | |
| | Minutes | 16 | vs. Kentucky 1-25-24 |

| | | | |
|--------------|-----------|----|-------------------------|
| CAREER HIGHS | Points | 11 | vs. Auburn 2-10-22 |
| | FG Made | 4 | vs. Auburn 2-10-22 |
| | FG Att. | 7 | vs. Auburn 2-10-22* |
| | 3FG Made | 2 | at A-State 11-17-23 |
| | 3FG Att. | 3 | vs. 1/1 SC 1-17-22* |
| | FT Made | 3 | vs. Auburn 2-10-22 |
| | FT Att. | 4 | vs. Auburn 2-10-22 |
| | Off. Reb. | 3 | at Vanderbilt 2-9-23* |
| | Def. Reb. | 5 | at Missouri 2-13-22 |
| | Rebounds | 8 | at Missouri 2-13-22 |
| | Assists | 2 | at Vanderbilt 1-6-22* |
| | Blocks | 5 | vs. UAPB 11-12-21 |
| | Steals | 1 | vs. Texas Tech 3-24-23* |
| | Minutes | 27 | vs. Auburn 2-10-22 |

| | | | |
|-----------|-----------|----|------------------------|
| SEC HIGHS | Points | 11 | vs. Auburn 2-10-22 |
| | FG Made | 4 | vs. Auburn 2-10-22 |
| | FG Att. | 7 | vs. Auburn 2-10-22* |
| | 3FG Made | 1 | vs. Kentucky 1-25-24* |
| | 3FG Att. | 3 | vs. 1/1 SC 1-17-22 |
| | FT Made | 3 | vs. Auburn 2-10-22 |
| | FT Att. | 4 | vs. Auburn 2-10-22 |
| | Off. Reb. | 3 | at Vanderbilt 2-9-23* |
| | Def. Reb. | 5 | at Missouri 2-13-22 |
| | Rebounds | 8 | at Missouri 2-13-22 |
| | Assists | 2 | vs. Vanderbilt 1-6-22* |
| | Blocks | 3 | at Tennessee 2-12-24 |
| | Steals | 1 | at Alabama 1-20-22 |
| | Minutes | 27 | vs. Auburn 2-10-22 |

| | | | | | |
|----------|--------------------|-------|-------|-------|--------|
| NOTABLES | Stat | 21-22 | 22-23 | 23-24 | Career |
| | Double Figure Pts | 1 | - | - | 1 |
| | Double Figure Rebs | - | - | - | - |
| | Double-Doubles | - | - | - | - |
| | 5+ Assists | - | - | - | - |
| | 3+ Blocks | 2 | - | 2 | 4 |
| | 3+ Steals | - | - | - | - |
| | Led Team in Pts | - | - | - | - |
| | Led Team in Reb | - | - | - | - |
| | 20+ Points | - | - | - | - |
| | 30+ Points | - | - | - | - |

* Most Recent

- GAME NOTES**
- Played nearly 13 minutes off the bench, logging two points & two rebounds vs. Vanderbilt
 - Has been out eight total games this season dealing w/ Tommy John, a rare basketball injury in her elbow
 - Logged six points going 2-of-2 from 3-point at Arkansas State, which provided a huge spark
 - Coach Neighbors regularly credits how tough of a player she is
 - Played 28 games off the bench last season
 - Recorded a season-high seven points with two blocks against Texas A&M last season
 - Blocked five shots against UAPB in 2021, the most by a freshman Razorback since 2014
 - Best career performance came against Auburn, tallying 11 points and five boards as a freshman
 - Led the state of Oklahoma in rebounds and blocks in 2018

- FASTBREAK WITH EMRIE ELLIS**
- Majoring in recreation and sport management
 - Wears #55 because it was her dad's number
 - Chose Arkansas because of Coach Neighbors' style of play
 - Favorite type of food is Mexican and favorite place to eat in Fayetteville is Mojitos
 - Started playing basketball when she was four and quit to play softball but quickly came back to it after realizing it was her favorite sport to play
 - Would tell people she wanted to be a nurse when she grew up

| #55 ELLIS, Emrie | | | | | | | | | | | | | | | | | | | | |
|------------------|------------|----|----------|--------|-------|------------|-------|-------------|-------|----------|-----|-----|-----|----|---|----|-----|-----|-----|-----|
| Opponent | Date | GS | MIN | Total | | 3-Pointers | | Free throws | | Rebounds | | | | PF | A | TO | BLK | STL | PTS | AVG |
| | | | | FG-FGA | PCT | 3FG-3FGA | PCT | FT-FTA | PCT | OFF | DEF | TOT | AVG | | | | | | | |
| Little Rock | 11/14/2023 | | 05:35 | 1-3 | .333 | 0-1 | .000 | 0-0 | .000 | 0 | 4 | 4 | 4.0 | 1 | 0 | 0 | 0 | 0 | 2 | 2.0 |
| at Arkansas St. | 11/17/2023 | | 12:56 | 2-2 | 1.000 | 2-2 | 1.000 | 0-0 | .000 | 0 | 0 | 0 | 2.0 | 4 | 1 | 0 | 0 | 0 | 6 | 4.0 |
| Central Ark. | 11/20/2023 | | 09:47 | 0-0 | .000 | 0-0 | .000 | 2-2 | 1.000 | 1 | 1 | 2 | 2.0 | 1 | 0 | 1 | 0 | 2 | 3.3 | |
| vs Wisconsin | 11/24/2023 | | 09:30 | 0-0 | .000 | 0-0 | .000 | 0-0 | .000 | 1 | 0 | 1 | 1.8 | 2 | 0 | 0 | 0 | 0 | 0 | 2.5 |
| vs Marquette | 11/25/2023 | | 11:16 | 0-1 | .000 | 0-0 | .000 | 0-0 | .000 | 0 | 0 | 0 | 1.4 | 2 | 0 | 0 | 0 | 0 | 0 | 2.0 |
| at Florida St. | 11/30/2023 | | 12:07 | 0-1 | .000 | 0-0 | .000 | 0-0 | .000 | 0 | 2 | 2 | 1.5 | 1 | 0 | 1 | 3 | 0 | 0 | 1.7 |
| UCLA | 12/03/2023 | | 11:29 | 1-1 | 1.000 | 1-1 | 1.000 | 0-0 | .000 | 0 | 1 | 1 | 1.4 | 1 | 0 | 0 | 2 | 0 | 3 | 1.9 |
| Louisiana Tech | 12/07/2023 | | 11:29 | 0-1 | .000 | 0-0 | .000 | 0-0 | .000 | 0 | 1 | 1 | 1.4 | 1 | 1 | 1 | 0 | 0 | 0 | 1.6 |
| Georgia | 01/07/2024 | | 05:09 | 0-0 | .000 | 0-0 | .000 | 0-0 | .000 | 0 | 0 | 0 | 1.2 | 0 | 0 | 0 | 0 | 0 | 0 | 1.4 |
| Mississippi St. | 01/11/2024 | | 02:25 | 0-1 | .000 | 0-0 | .000 | 0-0 | .000 | 0 | 1 | 1 | 1.2 | 2 | 0 | 0 | 0 | 0 | 0 | 1.3 |
| at LSU | 01/21/2024 | | 09:59 | 0-2 | .000 | 0-2 | .000 | 0-0 | .000 | 0 | 1 | 1 | 1.2 | 2 | 0 | 0 | 0 | 0 | 0 | 1.2 |
| Kentucky | 01/25/2024 | | 16:18 | 2-3 | .667 | 1-2 | .500 | 0-0 | .000 | 0 | 1 | 1 | 1.2 | 2 | 0 | 1 | 2 | 0 | 5 | 1.5 |
| at Missouri | 01/28/2024 | | 05:43 | 0-0 | .000 | 0-0 | .000 | 0-0 | .000 | 0 | 1 | 1 | 1.2 | 0 | 0 | 0 | 0 | 0 | 0 | 1.4 |
| Alabama | 02/01/2024 | | 08:03 | 0-3 | .000 | 0-1 | .000 | 0-0 | .000 | 2 | 0 | 2 | 1.2 | 1 | 1 | 0 | 0 | 0 | 0 | 1.3 |
| Auburn | 02/04/2024 | | 08:46 | 0-0 | .000 | 0-0 | .000 | 0-0 | .000 | 0 | 0 | 0 | 1.1 | 2 | 0 | 0 | 2 | 0 | 0 | 1.2 |
| at Florida | 02/08/2024 | | 03:03 | 1-2 | .500 | 0-1 | .000 | 0-0 | .000 | 1 | 1 | 2 | 1.2 | 0 | 0 | 2 | 0 | 0 | 2 | 1.3 |
| at Tennessee | 02/12/2024 | | 09:40 | 0-0 | .000 | 0-0 | .000 | 0-0 | .000 | 0 | 0 | 0 | 1.1 | 3 | 0 | 1 | 3 | 0 | 0 | 1.2 |
| Missouri | 02/18/2024 | | 04:15 | 0-1 | .000 | 0-0 | .000 | 0-0 | .000 | 0 | 1 | 1 | 1.1 | 0 | 0 | 0 | 0 | 0 | 0 | 1.1 |
| at Texas A&M | 02/22/2024 | | 05:42 | 0-0 | .000 | 0-0 | .000 | 0-0 | .000 | 0 | 0 | 0 | 1.1 | 0 | 0 | 0 | 0 | 0 | 0 | 1.1 |
| Vanderbilt | 02/25/2024 | | 12:42 | 0-0 | .000 | 0-0 | .000 | 2-2 | 1.000 | 1 | 1 | 2 | 1.1 | 1 | 0 | 0 | 0 | 0 | 2 | 1.1 |
| Totals | | | 0 175:54 | 7-21 | .333 | 4-10 | .400 | 4-4 | 1.000 | 6 | 16 | 22 | 1.1 | 26 | 3 | 6 | 13 | 0 | 22 | 1.1 |

| Player Averages | | | | | | | | | | | |
|-----------------|---------------|--------------|--------|---------|--------|----------------|---------------|-----------------|-----------------------|--------------|--------------|
| Games Played | Minutes/ game | Points/ game | FG Pct | 3FG Pct | FT Pct | Rebounds/ game | Assists/ game | Turnovers/ game | Assist/Turnover ratio | Steals/ game | Blocks/ game |
| 20 | 8.8 | 1.1 | 33.3 | 40.0 | 100.0 | 1.1 | 0.2 | 0.3 | 0.5 | 0.0 | 0.7 |

CAREER STATISTICS

| | | | | Field Goals | | 3-Point | | F-Throws | | Rebounds | | | | | | | | Scoring | | |
|---------|------|-------|----------|-------------|------|----------|------|----------|-------|----------|-----|-----|-----|-------|----|----|-----|---------|-----|-----|
| SEASON | TEAM | GP-GS | MIN/AVG | FG-FGA | FG% | 3FG-3FGA | 3FG% | FT-FTA | FT% | OFF | DEF | TOT | AVG | PF-FO | A | TO | BLK | STL | PTS | AVG |
| 2021-22 | Ark | 27-0 | 293/10.9 | 33-85 | .388 | 3-24 | .125 | 9-13 | .692 | 19 | 37 | 56 | 2.1 | 40-1 | 15 | 22 | 22 | 2 | 78 | 2.9 |
| 2022-23 | Ark | 28-0 | 218/7.8 | 10-32 | .313 | 4-13 | .308 | 5-8 | .625 | 6 | 30 | 36 | 1.3 | 25-0 | 4 | 11 | 3 | 2 | 29 | 1.0 |
| 2023-24 | Ark | 20-0 | 176/8.8 | 7-21 | .333 | 4-10 | .400 | 4-4 | 1.000 | 6 | 16 | 22 | 1.1 | 26-0 | 3 | 6 | 13 | 0 | 22 | 1.1 |
| TOTAL | | 75-0 | 687/9.2 | 50-138 | .362 | 11-47 | .234 | 18-25 | .720 | 31 | 83 | 114 | 1.5 | 91-1 | 22 | 39 | 38 | 4 | 129 | 1.7 |



Official Basketball Box Score - Final
ULM at Arkansas
11/07/23 Bud Walton Arena, Fayetteville
2023-24 Women's Basketball

Game Time: 7:00 PM
Game Duration: 2:02
Attendance: 2,630

Officials: Frank Steratore, Katie Lukanich, Kenya Kirkland

ULM - 76

Record: 0-1

| NO. Name | Min | FG M-A | 3P M-A | FT M-A | Rebounds OR DR TOT | Fouls PF FD | TP | AS | TO | ST | Blocks BS BA | +/- |
|-------------------|---------|-----------|-----------|-----------|-----------------------|----------------|----|----|----|----|-----------------|------|
| 11 Kyjal Miles | F 24:39 | 1-3 | 0-0 | 0-0 | 0 3 3 | 4 2 | 2 | 0 | 1 | 1 | 1 | -2 |
| 37 Brianna Harris | F 28:14 | 2-11 | 0-2 | 1-1 | 1 4 5 | 4 1 | 5 | 0 | 3 | 0 | 0 | -16 |
| 2 Daisha Bradford | G 34:18 | 6-22 | 2-8 | 0-0 | 1 7 8 | 4 1 | 14 | 5 | 3 | 1 | 0 | -5 |
| 3 Jakayla Johnson | G 34:26 | 13-17 | 2-4 | 6-9 | 0 7 7 | 2 6 | 34 | 2 | 5 | 2 | 0 | -2 |
| 22 Lauren Gross | G 31:55 | 3-7 | 1-5 | 0-0 | 0 8 8 | 4 1 | 7 | 0 | 1 | 2 | 0 | -4 |
| 8 Sariah Wells | 22:06 | 4-13 | 2-6 | 2-2 | 0 5 5 | 4 2 | 12 | 2 | 1 | 0 | 0 | -8 |
| 21 Katlyn Manuel | 19:51 | 1-3 | 0-0 | 0-0 | 1 1 2 | 4 0 | 2 | 0 | 2 | 2 | 1 | -3 |
| 14 Myca Trail | 01:17 | 0-1 | 0-0 | 0-0 | 0 0 0 | 3 0 | 0 | 0 | 0 | 0 | 1 | 1 |
| 00 Olivia Knight | 03:15 | 0-2 | 0-1 | 0-0 | 0 2 2 | 0 0 | 0 | 1 | 0 | 0 | 0 | -2 |
| Team | | | | | 4 1 5 | | 0 | | | | | |
| Totals | | 30-79 | 7-26 | 9-12 | 7 38 45 | 29 13 | 76 | 10 | 16 | 8 | 2 | 6 -5 |

Technical Fouls: NONE

| Shooting By Period | | | | | | | | | | | |
|---------------------|------|-------|------|------|-------|---------------------|------|-------|---------------------|-------|-------|
| 1 st FG% | 6-22 | 27.3% | 3PT% | 1-6 | 16.7% | FT% | 2-2 | 100% | 2 nd FG% | 7-18 | 38.9% |
| 3PT% | 2-7 | 28.6% | FT% | 1-1 | 100% | 3 rd FG% | 8-17 | 47.1% | FT% | 1-4 | 25% |
| 4 th FG% | 9-22 | 40.9% | 3PT% | 3-8 | 37.5% | FT% | 5-5 | 100% | GM FG% | 30-79 | 38.0% |
| 3PT% | 7-26 | 26.9% | FT% | 9-12 | 75.0% | | | | | | |

Dead Ball Rebounds: 1, 2

Arkansas - 81

Record: 1-0

| NO. Name | Min | FG M-A | 3P M-A | FT M-A | Rebounds OR DR TOT | Fouls PF FD | TP | AS | TO | ST | Blocks BS BA | +/- |
|-------------------------------|---------|-----------|-----------|-----------|-----------------------|----------------|----|----|----|----|-----------------|------|
| 30 Maryam Dauda | F 27:08 | 1-5 | 0-3 | 2-4 | 2 5 7 | 3 2 | 4 | 0 | 5 | 0 | 2 | 0 11 |
| 0 Taliah Scott | G 32:13 | 9-20 | 2-8 | 9-13 | 1 5 6 | 2 9 | 29 | 1 | 2 | 0 | 0 | 1 13 |
| 2 Samara Spencer | G 30:29 | 3-7 | 0-1 | 10-12 | 1 7 8 | 0 10 | 16 | 2 | 5 | 1 | 0 | 1 9 |
| 4 Saylor Poffenbarger | G 37:51 | 3-12 | 0-5 | 1-2 | 3 18 21 | 1 1 | 7 | 1 | 2 | 1 | 1 | 0 7 |
| 43 Makayla Daniels | G 33:27 | 7-11 | 3-5 | 0-0 | 2 0 2 | 4 3 | 17 | 1 | 0 | 2 | 0 | 0 0 |
| 23 Carly Keats | 18:10 | 0-7 | 0-6 | 4-5 | 0 0 0 | 1 0 | 4 | 0 | 2 | 2 | 0 | -6 |
| 13 Sasha Golorth | 18:33 | 1-5 | 0-2 | 2-8 | 2 5 7 | 2 4 | 4 | 0 | 0 | 3 | 3 | 0 -6 |
| 10 Cristina Sánchez Cerqueira | 02:09 | 0-2 | 0-0 | 0-0 | 1 1 2 | 0 0 | 0 | 0 | 0 | 0 | 0 | -3 |
| Team | | | | | 1 3 4 | | 0 | | | | | |
| Totals | | 24-69 | 5-30 | 28-44 | 13 44 57 | 13 29 | 81 | 5 | 16 | 9 | 6 | 2 5 |

Technical Fouls: NONE

| Shooting By Period | | | | | | | | | | | |
|---------------------|------|-------|------|-------|-------|---------------------|-------|-------|---------------------|-------|-------|
| 1 st FG% | 5-15 | 33.3% | 3PT% | 2-8 | 25.0% | FT% | 7-11 | 63.6% | 2 nd FG% | 4-16 | 25.0% |
| 3PT% | 0-5 | 0.0% | FT% | 4-10 | 40% | 3 rd FG% | 8-20 | 40.0% | FT% | 1-7 | 14.3% |
| 4 th FG% | 7-18 | 38.9% | 3PT% | 2-10 | 20.0% | FT% | 12-17 | 70.6% | GM FG% | 24-69 | 34.8% |
| 3PT% | 5-30 | 16.7% | FT% | 28-44 | 63.6% | | | | | | |

Dead Ball Rebounds: 8, 0

| | ULM | ARK |
|------------------|--------------------------|---------------------------|
| Biggest lead | 5 (1 st 6:05) | 14 (4 th 5:42) |
| Best Scoring Run | 8 (2 nd 3:27) | 9 (1 st 2:00) |
| Lead Changes | 6 | |
| Times Tied | 8 | |
| Time with Lead | 06:27 | 29:37 |

| Points from | ULM | ARK |
|---------------|-----|-----|
| Turnovers | 19 | 15 |
| Paint | 40 | 38 |
| Second Chance | 2 | 6 |
| Fast Breaks | 24 | 15 |
| Bench | 14 | 8 |

| Period by Period Scoring | 1st | 2nd | 3rd | 4th | TOT |
|--------------------------|-----|-----|-----|-----|-----|
| ULM | 15 | 17 | 18 | 26 | 76 |
| ARK | 19 | 12 | 22 | 28 | 81 |

#SIDEBYSIDE



Official Basketball Box Score - Final
Murray St. at Arkansas
11/10/23 Bud Walton Arena, Fayetteville
2023-24 Women's Basketball

Game Time: 10:30 AM
Game Duration: 1:49
Attendance: 11,026

Officials: Puslani Spurlock-Welsh, Cameron Inouye, Kyle Galloway

Murray St. - 79

Record: 0-1

| NO. Name | Min | FG M-A | 3P M-A | FT M-A | Rebounds OR DR TOT | Fouls PF FD | TP | AS | TO | ST | Blocks BS BA | +/- |
|-----------------------|---------|-----------|-----------|-----------|-----------------------|----------------|----|----|----|----|-----------------|------|
| 22 Hannah McKay | F 22:48 | 3-5 | 1-3 | 2-2 | 1 6 7 | 2 3 | 9 | 1 | 1 | 1 | 0 | 0 3 |
| 31 Katelyn Young | C 33:27 | 3-11 | 1-4 | 0-0 | 0 6 6 | 3 3 | 7 | 0 | 2 | 0 | 3 | -5 |
| 3 Briley Pena | G 19:39 | 2-4 | 2-3 | 0-0 | 1 1 2 | 0 0 | 6 | 0 | 0 | 0 | 0 | -2 |
| 11 Cayson Conner | G 14:41 | 2-3 | 1-1 | 0-0 | 2 2 4 | 1 1 | 5 | 0 | 2 | 0 | 4 | 0 10 |
| 21 Bria Sanders-Woods | G 24:47 | 3-10 | 1-6 | 2-4 | 1 1 2 | 3 2 | 9 | 3 | 4 | 2 | 0 | -12 |
| 2 Haven Ford | 24:34 | 3-12 | 3-9 | 0-0 | 1 7 7 | 4 0 | 9 | 3 | 1 | 2 | 0 | 1 5 |
| 5 Trinity White | 07:53 | 0-0 | 0-0 | 0-0 | 0 1 1 | 3 0 | 0 | 0 | 2 | 0 | 0 | 0 0 |
| 14 Ava Learn | 21:24 | 7-15 | 1-1 | 0-0 | 6 3 9 | 1 1 | 15 | 0 | 2 | 1 | 1 | -4 |
| 23 Zoe Stewart | 23:52 | 7-19 | 1-5 | 4-6 | 0 4 4 | 4 4 | 19 | 3 | 4 | 1 | 0 | 2 -8 |
| 25 Destiny Thomas | 03:54 | 0-0 | 0-0 | 0-0 | 0 0 0 | 0 0 | 0 | 0 | 1 | 0 | 0 | 0 4 |
| 12 Jenna Walker | 03:02 | 0-0 | 0-0 | 0-0 | 0 0 0 | 0 0 | 0 | 0 | 0 | 0 | 0 | -7 |
| Team | | | | | 4 2 6 | | 0 | | | | | |
| Totals | | 30-79 | 11-32 | 8-12 | 15 33 48 | 21 14 | 79 | 13 | 16 | 11 | 4 | 8 -3 |

Technical Fouls: NONE

| Shooting By Period | | | | | | | | | | | |
|---------------------|-------|-------|------|------|-------|---------------------|------|-------|---------------------|-------|-------|
| 1 st FG% | 8-22 | 36.4% | 3PT% | 1-10 | 10.0% | FT% | 0-0 | 0% | 2 nd FG% | 5-19 | 26.3% |
| 3PT% | 1-6 | 16.7% | FT% | 3-4 | 75% | 3 rd FG% | 9-23 | 39.1% | FT% | 3-7 | 42.9% |
| 4 th FG% | 8-15 | 53.3% | 3PT% | 6-9 | 66.7% | FT% | 2-2 | 100% | GM FG% | 30-79 | 38.0% |
| 3PT% | 11-32 | 34.4% | FT% | 8-12 | 66.7% | | | | | | |

Dead Ball Rebounds: 2, 0

Arkansas - 82

Record: 2-0

| NO. Name | Min | FG M-A | 3P M-A | FT M-A | Rebounds OR DR TOT | Fouls PF FD | TP | AS | TO | ST | Blocks BS BA | +/- |
|-------------------------------|---------|-----------|-----------|-----------|-----------------------|----------------|----|----|----|----|-----------------|------|
| 30 Maryam Dauda | F 21:54 | 1-2 | 1-1 | 0-0 | 1 7 8 | 3 1 | 3 | 0 | 1 | 0 | 1 | 0 0 |
| 0 Taliah Scott | G 34:30 | 9-20 | 0-4 | 7-7 | 0 3 3 | 0 6 | 25 | 1 | 5 | 0 | 0 | 2 14 |
| 2 Samara Spencer | G 38:09 | 4-9 | 2-5 | 1-2 | 0 5 5 | 2 4 | 11 | 7 | 4 | 0 | 0 | 0 0 |
| 4 Saylor Poffenbarger | G 31:57 | 4-9 | 0-2 | 2-4 | 1 11 12 | 3 3 | 10 | 3 | 3 | 3 | 0 | 13 |
| 43 Makayla Daniels | G 30:30 | 6-12 | 1-5 | 2-2 | 1 6 6 | 4 5 | 15 | 1 | 1 | 0 | 0 | 1 12 |
| 13 Sasha Golorth | 17:14 | 3-5 | 0-1 | 3-5 | 2 0 2 | 0 2 | 9 | 0 | 2 | 0 | 3 | 0 1 |
| 34 Jenna Lawrence | 08:20 | 0-3 | 0-2 | 0-0 | 0 1 1 | 0 0 | 0 | 0 | 1 | 1 | 1 | -6 |
| 23 Carly Keats | 12:28 | 3-7 | 3-5 | 0-0 | 0 0 0 | 0 0 | 9 | 0 | 0 | 0 | 0 | -14 |
| 10 Cristina Sánchez Cerqueira | 04:58 | 0-1 | 0-0 | 0-0 | 2 2 2 | 0 0 | 0 | 1 | 0 | 0 | 0 | -5 |
| Team | | | | | 3 0 3 | | 0 | | 1 | | | |
| Totals | | 30-68 | 7-25 | 15-20 | 8 34 42 | 14 21 | 82 | 13 | 18 | 4 | 8 | 4 3 |

Technical Fouls: NONE

| Shooting By Period | | | | | | | | | | | |
|---------------------|------|-------|------|-------|-------|---------------------|------|-------|---------------------|-------|-------|
| 1 st FG% | 5-19 | 26.3% | 3PT% | 2-6 | 33.3% | FT% | 4-8 | 50% | 2 nd FG% | 13-20 | 65.0% |
| 3PT% | 3-9 | 33.3% | FT% | 2-2 | 100% | 3 rd FG% | 8-16 | 50.0% | FT% | 3-4 | 75% |
| 4 th FG% | 4-13 | 30.8% | 3PT% | 0-5 | 0.0% | FT% | 6-6 | 100% | GM FG% | 30-68 | 44.1% |
| 3PT% | 7-25 | 28.0% | FT% | 15-20 | 75.0% | | | | | | |

Dead Ball Rebounds: 2, 2

| | MSU | ARK |
|------------------|--------------------------|---------------------------|
| Biggest lead | 5 (1 st 2:02) | 24 (3 rd 7:22) |
| Best Scoring Run | 9 (3 rd 0:48) | 11 (2 nd 6:43) |
| Lead Changes | 3 | |
| Times Tied | 4 | |
| Time with Lead | 04:57 | 30:52 |

| Points from | MSU | ARK |
|---------------|-----|-----|
| Turnovers | 30 | 12 |
| Paint | 28 | 44 |
| Second Chance | 9 | 4 |
| Fast Breaks | 14 | 20 |
| Bench | 43 | 18 |

| Period by Period Scoring | 1st | 2nd | 3rd | 4th | TOT |
|--------------------------|-----|-----|-----|-----|-----|
| MSU | 17 | 14 | 24 | 24 | 79 |
| ARK | 16 | 31 | 21 | 14 | 82 |



Official Basketball Box Score - Final
Little Rock at Arkansas
11/14/23 Bud Walton Arena, Fayetteville
2023-24 Women's Basketball

Game Time: 7:00 PM
Game Duration: 1:40
Attendance: 2,508

Officials: Michael McConnell, Talisa Green, Brenda Pantaja

Little Rock - 36

Record: 0-3

| NO. Name | Min | FG M-A | 3P M-A | FT M-A | Rebounds OR DR TOT | Fouls PF FD | TP | AS | TO | ST | Blocks BS BA | +/- |
|-----------------------|---------|-----------|-----------|-----------|-----------------------|----------------|----|----|----|----|-----------------|-------|
| 5 Jordan Holman | F 30:06 | 2-9 | 0-1 | 2-4 | 2 4 6 | 3 2 | 6 | 2 | 2 | 1 | 0 | 1 -36 |
| 11 Faith Lee | F 23:36 | 1-10 | 0-0 | 0-0 | 0 0 0 | 4 1 | 2 | 1 | 6 | 0 | 0 | 3 -32 |
| 2 Jaiyah Harris-Smith | G 30:00 | 1-4 | 0-1 | 2-2 | 0 4 4 | 2 2 | 4 | 3 | 3 | 0 | 0 | -31 |
| 3 Jayla Brooks | G 17:18 | 3-6 | 0-1 | 0-0 | 1 1 2 | 5 1 | 6 | 1 | 1 | 1 | 0 | -18 |
| 10 Lamariyee Williams | G 30:13 | 1-6 | 0-0 | 0-0 | 1 2 3 | 4 0 | 2 | 3 | 4 | 0 | 0 | -18 |
| 23 Annemarie Batista | 28:45 | 5-14 | 3-10 | 0-0 | 2 3 5 | 2 0 | 13 | 0 | 0 | 0 | 2 | -29 |
| 4 Sha'Nequa Henry | 18:50 | 1-3 | 0-0 | 1-2 | 0 2 2 | 0 1 | 3 | 0 | 0 | 1 | 0 | -14 |
| 24 Camryn James | 07:42 | 0-2 | 0-0 | 0-0 | 2 1 3 | 2 0 | 0 | 1 | 2 | 0 | 0 | -14 |
| 1 Mira Hanna | 07:27 | 0-2 | 0-0 | 0-0 | 0 2 2 | 1 0 | 0 | 0 | 1 | 0 | 0 | -13 |
| 8 Courtney Davis | 06:04 | 0-1 | 0-0 | 0-0 | 0 3 3 | 0 0 | 0 | 0 | 1 | 0 | 0 | -2 |
| Team | | | | | 3 3 6 | | 0 | | | | | |
| Totals | | 14-57 | 3-13 | 5-8 | 11 25 36 | 23 7 | 36 | 11 | 20 | 3 | 2 | 8 -41 |

Technical Fouls: NONE

| Shooting By Period | | | | | | | | | | | |
|---------------------|------|-------|------|-----|-------|---------------------|------|-------|---------------------|-------|-------|
| 1 st FG% | 1-11 | 9.1% | 3PT% | 0-2 | 0.0% | FT% | 2-2 | 100% | 2 nd FG% | 4-13 | 30.8% |
| 3PT% | 0-2 | 0.0% | FT% | 2-4 | 50% | 3 rd FG% | 7-16 | 43.8% | FT% | 2-4 | 50.0% |
| 4 th FG% | 2-17 | 11.8% | 3PT% | 1-5 | 20.0% | FT% | 1-2 | 50% | GM FG% | 14-57 | 24.6% |
| 3PT% | 3-13 | 23.1% | FT% | 5-8 | 62.5% | | | | | | |

Dead Ball Rebounds: 1, 0

Arkansas - 77

Record: 3-0

| NO. Name | Min | FG M-A | 3P M-A | FT M-A | Rebounds OR DR TOT | Fouls PF FD | TP | AS | TO | ST | Blocks BS BA | +/- | | | |
|-------------------------------|---------|-----------|-----------|-----------|-----------------------|----------------|----|----|----|----|-----------------|-----|---|---|----|
| 30 Maryam Dauda | F 22:03 | 6-9 | 1-1 | 2-2 | 2 5 7 | 1 2 | 15 | 0 | 2 | 0 | 0 | 25 | | | |
| 0 Taliah Scott | G 28:50 | 6-11 | 1-4 | 5-6 | 1 2 3 | 1 6 | 18 | 4 | 0 | 0 | 1 | 32 | | | |
| 2 Samara Spencer | G 25:00 | 3-8 | 0-3 | 0-0 | 2 2 2 | 0 3 | 6 | 5 | 0 | 1 | 0 | 25 | | | |
| 4 Saylor Poffenberger | G 24:09 | 3-8 | 2-4 | 4-4 | 1 7 8 | 1 2 | 12 | 1 | 0 | 1 | 2 | 27 | | | |
| 43 Makayla Daniels | G 20:02 | 1-1 | 0-1 | 1-2 | 1 4 5 | 2 4 3 | 3 | 3 | 0 | 2 | 0 | 26 | | | |
| 13 Sasha Golorf | G 22:13 | 1-4 | 0-1 | 0-1 | 1 3 4 | 0 1 | 2 | 0 | 0 | 2 | 4 | 23 | | | |
| 23 Carly Keats | G 24:49 | 5-13 | 4-10 | 0-0 | 0 4 4 | 0 0 | 14 | 0 | 1 | 0 | 0 | 24 | | | |
| 10 Cristina Sánchez Cerqueira | O 5:43 | 0-2 | 0-0 | 1-2 | 2 0 2 | 0 2 | 1 | 0 | 0 | 0 | 1 | 5 | | | |
| 3 Jenna Lawrence | O 8:00 | 1-3 | 0-2 | 1-2 | 2 1 3 | 1 1 | 3 | 1 | 0 | 0 | 1 | 3 | | | |
| 20 Karley Johnson | O 10:00 | 0-3 | 0-1 | 1-2 | 2 0 2 | 0 2 | 1 | 0 | 0 | 1 | 0 | 10 | | | |
| 55 Emrie Ellis | O 5:35 | 1-3 | 0-1 | 0-0 | 0 4 4 | 1 0 | 2 | 0 | 0 | 0 | 0 | 2 | | | |
| 21 Loren Lindsey | O 33:36 | 0-0 | 0-0 | 0-0 | 0 0 0 | 0 0 | 0 | 1 | 0 | 0 | 0 | 3 | | | |
| Team | | | | | 1 2 3 | | | 0 | 1 | | | | | | |
| Totals | | 27-65 | 8-27 | 15-20 | 13-34 | 4-7 | 7 | 23 | 77 | 11 | 8 | 7 | 8 | 2 | 41 |

#SIDEBYSIDE



Official Basketball Box Score - Final
Central Ark. at Arkansas
11/20/23 Bud Walton Arena, Fayetteville
2023-24 Women's Basketball

Game Time: 7:00 PM
Game Duration: 1:46
Attendance: 4,194

Officials: Felicia Grinter, Salf Esho, Gina Cantaracci

Central Ark. - 67

Record: 2-2

| NO. | Name | Min | FG | 3P | FT | Rebounds | Fouls | TP | AS | TO | ST | Blocks | +/- |
|---------------|-------------------|---------|-------|-------|-------|-----------|--------|----|----|----|----|--------|-------|
| | | | M-A | M-A | M-A | OR DR TOT | PF FD | | | | | BS BA | |
| 30 | Kierra Prim | F 13:17 | 0-1 | 0-0 | 0-0 | 1 2 3 | 2 1 0 | 0 | 0 | 1 | 0 | 0 | -20 |
| 42 | Cheyenne Banks | F 26:38 | 1-3 | 0-0 | 3-4 | 4 5 9 | 3 4 5 | 0 | 1 | 0 | 0 | 0 | -13 |
| 0 | Jade Upshaw | G 24:34 | 6-13 | 4-9 | 0-0 | 0 0 0 | 3 1 | 16 | 3 | 2 | 1 | 0 | -8 |
| 3 | Randrea Wright | G 21:43 | 5-10 | 1-1 | 3-4 | 0 2 2 | 4 2 14 | 2 | 1 | 0 | 1 | 0 | -8 |
| 22 | Leah Mafua | G 21:39 | 3-8 | 0-3 | 1-1 | 0 2 2 | 5 2 7 | 2 | 2 | 2 | 1 | 0 | -11 |
| 1 | Kinley Fisher | 26:50 | 4-8 | 3-6 | 0-0 | 2 2 4 | 1 0 11 | 2 | 5 | 1 | 0 | 0 | -15 |
| 5 | Bree Stephens | 25:50 | 4-8 | 2-5 | 0-0 | 0 1 1 | 2 0 10 | 2 | 1 | 3 | 0 | 0 | 3 |
| 4 | Cheyenne Kemp | 14:05 | 0-3 | 0-1 | 2-2 | 0 2 2 | 2 2 2 | 1 | 2 | 0 | 0 | 0 | -1 |
| 24 | Jenna Rose Mafua | 10:42 | 0-0 | 0-0 | 0-0 | 1 2 3 | 1 0 0 | 1 | 0 | 2 | 0 | 0 | -1 |
| 12 | Destine Duckworth | 08:51 | 0-1 | 0-1 | 2-2 | 1 4 5 | 1 0 2 | 0 | 2 | 0 | 0 | 0 | -7 |
| 32 | Elizabeth Ablara | 05:24 | 0-0 | 0-0 | 0-0 | 0 2 2 | 0 0 0 | 0 | 0 | 0 | 0 | 0 | 9 |
| 23 | Kaidyn Beckwith | 00:27 | 0-0 | 0-0 | 0-0 | 0 0 0 | 0 0 0 | 0 | 0 | 0 | 0 | 0 | 0 |
| Team | | | | | | 1 1 2 | | | | 0 | | | |
| Totals | | | 23-55 | 10-26 | 11-13 | 10 25 35 | 23 13 | 67 | 13 | 17 | 8 | 1 | 3 -14 |

Technical Fouls: NONE

Dead Ball Rebounds: 2, 0

Arkansas - 81

Record: 5-0

| NO. | Name | Min | FG | 3P | FT | Rebounds | Fouls | TP | AS | TO | ST | Blocks | +/- |
|---------------|----------------------------|---------|-------|------|-------|-----------|--------|----|----|----|----|--------|-----|
| | | | M-A | M-A | M-A | OR DR TOT | PF FD | | | | | BS BA | |
| 30 | Maryam Dauda | F 30:13 | 4-11 | 3-6 | 3-6 | 2 6 8 | 3 3 14 | 1 | 1 | 3 | 0 | 0 | 14 |
| 0 | Taliah Scott | G 35:55 | 7-17 | 0-3 | 3-3 | 0 4 4 | 2 2 17 | 3 | 3 | 0 | 0 | 0 | 15 |
| 2 | Samara Spencer | G 23:16 | 5-9 | 2-4 | 4-4 | 0 2 2 | 0 4 16 | 1 | 1 | 1 | 0 | 1 | 19 |
| 4 | Saylor Poffenbarger | G 26:47 | 6-10 | 3-4 | 2-2 | 1 5 6 | 1 3 17 | 4 | 0 | 2 | 1 | 0 | 25 |
| 43 | Makayla Daniels | G 32:54 | 3-6 | 1-4 | 4-7 | 2 1 3 | 3 7 11 | 4 | 3 | 2 | 0 | 0 | 22 |
| 13 | Sasha Golorth | 17:49 | 1-3 | 0-0 | 2-3 | 2 0 2 | 0 3 4 | 1 | 2 | 1 | 1 | 0 | 0 |
| 55 | Emrie Ellis | 09:47 | 0-0 | 0-0 | 2-2 | 1 1 2 | 1 1 2 | 0 | 0 | 0 | 1 | 0 | 0 |
| 10 | Cristina Sánchez Cerqueira | 06:27 | 0-0 | 0-0 | 0-0 | 0 0 0 | 2 0 0 | 1 | 0 | 0 | 0 | 0 | 0 |
| 23 | Carly Keats | 21:50 | 0-2 | 0-2 | 0-0 | 0 2 2 | 0 0 0 | 0 | 0 | 1 | 0 | 0 | -16 |
| 34 | Jenna Lawrence | 05:02 | 0-1 | 0-1 | 0-0 | 1 0 1 | 1 0 0 | 0 | 0 | 0 | 0 | 0 | -9 |
| Team | | | | | | 2 0 2 | | | | 0 | | | |
| Totals | | | 26-59 | 9-24 | 20-27 | 11 21 32 | 13 23 | 81 | 11 | 11 | 9 | 3 | 14 |

Technical Fouls: NONE

Dead Ball Rebounds: 4, 1

| | UCA | ARK |
|--------------------------|---------------------------|---------------------------|
| Biggest lead | 0 (1 st 10:00) | 20 (2 nd 2:59) |
| Best Scoring Run | 12 (2 nd 0:35) | 9 (1 st 5:42) |
| Lead Changes | 0 | |
| Times Tied | 1 | |
| Time with Lead | 00:00 | 38:57 |
| Points from | UCA | ARK |
| Turnovers | 12 | 20 |
| Paint | 24 | 24 |
| Second Chance | 9 | 14 |
| Fast Breaks | 9 | 9 |
| Bench | 25 | 6 |
| Period by Period Scoring | | |
| 1st | 12 | 20 |
| 2nd | 10 | 24 |
| 3rd | 21 | 10 |
| 4th | 24 | 67 |
| TOT | 67 | 81 |



Official Basketball Box Score - Final
Wisconsin at Arkansas
11/24/23 Suncoast Credit Union Arena, Fort Myers, Fla.
2023-24 Women's Basketball

Game Time: 2:00 PM
Game Duration: 1:47
Attendance: 654

Officials: Talisa Green, Eric Baker, Ashlee Goode

Wisconsin - 62

Record: 3-2

| NO. | Name | Min | FG | 3P | FT | Rebounds | Fouls | TP | AS | TO | ST | Blocks | +/- |
|---------------|-------------------|---------|-------|------|------|-----------|--------|----|----|----|----|--------|-----|
| | | | M-A | M-A | M-A | OR DR TOT | PF FD | | | | | BS BA | |
| 25 | Serah Williams | F 36:13 | 2-7 | 0-2 | 5-7 | 1 8 9 | 1 6 9 | 1 | 5 | 1 | 1 | 2 | -6 |
| 3 | Brooke Schramek | G 25:49 | 2-8 | 1-4 | 1-2 | 0 2 2 | 4 1 6 | 2 | 3 | 0 | 0 | 2 | -2 |
| 13 | Ronnie Porter | G 38:40 | 3-15 | 2-5 | 0-0 | 2 8 10 | 3 1 8 | 1 | 2 | 5 | 1 | 1 | -6 |
| 23 | D'Yanis Jimenez | G 34:13 | 6-10 | 2-2 | 3-4 | 0 4 4 | 2 4 17 | 2 | 3 | 1 | 0 | 0 | 6 |
| 24 | Natalie Leuzinger | G 22:16 | 4-6 | 1-2 | 0-0 | 1 3 2 | 5 0 9 | 0 | 1 | 0 | 0 | 0 | -6 |
| 15 | Sania Copeland | 32:05 | 4-8 | 3-6 | 0-0 | 0 3 3 | 2 2 11 | 5 | 3 | 0 | 0 | 1 | -8 |
| 11 | Ana Guillen | 09:47 | 1-2 | 0-1 | 0-0 | 0 0 0 | 1 0 2 | 1 | 0 | 0 | 1 | 0 | 3 |
| 12 | Tessa Grady | 00:56 | 0-0 | 0-0 | 0-0 | 0 1 1 | 0 0 0 | 0 | 1 | 0 | 0 | 0 | 2 |
| Team | | | | | | 2 7 9 | | | | 0 | | | |
| Totals | | | 22-56 | 9-22 | 9-13 | 6 34 40 | 18 14 | 62 | 12 | 18 | 7 | 3 | -3 |

Technical Fouls: NONE

| Shooting By Period | |
|---------------------|-------------|
| 1 st FG% | 6-16 37.5% |
| 3PT% | 5-7 71.4% |
| FT% | 1-2 50% |
| 2 nd FG% | 6-14 42.9% |
| 3PT% | 2-5 40.0% |
| FT% | 0-0 0% |
| 3 rd FG% | 6-17 35.3% |
| 3PT% | 1-5 20.0% |
| FT% | 1-1 100% |
| 4 th FG% | 4-9 44.4% |
| 3PT% | 1-5 20.0% |
| FT% | 7-10 70% |
| GM FG% | 22-56 39.3% |
| 3PT% | 9-22 40.9% |
| FT% | 9-13 69.2% |

Dead Ball Rebounds: 1, 0

Arkansas - 65

Record: 6-0

| NO. | Name | Min | FG | 3P | FT | Rebounds | Fouls | TP | AS | TO | ST | Blocks | +/- |
|---------------|---------------------|---------|-------|-------|-------|-----------|--------|----|----|----|----|--------|-----|
| | | | M-A | M-A | M-A | OR DR TOT | PF FD | | | | | BS BA | |
| 30 | Maryam Dauda | F 31:20 | 2-4 | 0-1 | 0-0 | 6 5 11 | 4 0 4 | 3 | 2 | 2 | 3 | 0 | 8 |
| 0 | Taliah Scott | G 37:56 | 6-20 | 4-12 | 2-2 | 0 5 5 | 1 2 18 | 1 | 1 | 1 | 0 | 0 | 3 |
| 2 | Samara Spencer | G 35:15 | 3-17 | 3-11 | 4-6 | 1 5 6 | 1 5 13 | 2 | 3 | 2 | 1 | 0 | -2 |
| 4 | Saylor Poffenbarger | G 32:28 | 2-8 | 0-4 | 0-4 | 3 7 10 | 1 3 4 | 2 | 1 | 3 | 1 | 1 | 7 |
| 43 | Makayla Daniels | G 38:22 | 7-15 | 5-10 | 3-6 | 4 4 8 | 3 5 22 | 3 | 4 | 2 | 1 | 1 | 4 |
| 13 | Sasha Golorth | 06:42 | 0-4 | 0-2 | 0-0 | 0 0 0 | 1 1 0 | 0 | 0 | 0 | 0 | 1 | -4 |
| 55 | Emrie Ellis | 09:30 | 0-0 | 0-0 | 0-0 | 1 0 1 | 2 1 0 | 0 | 1 | 0 | 0 | 0 | -5 |
| 23 | Carly Keats | 08:27 | 1-2 | 0-1 | 2-2 | 1 1 2 | 1 1 4 | 0 | 0 | 0 | 0 | 0 | 4 |
| Team | | | | | | 3 4 7 | | | | 0 | | | |
| Totals | | | 21-70 | 12-41 | 11-20 | 19 31 50 | 14 18 | 65 | 11 | 14 | 10 | 6 | 3 |

Technical Fouls: NONE

| Shooting By Period | |
|---------------------|-------------|
| 1 st FG% | 4-20 20.0% |
| 3PT% | 4-15 26.7% |
| FT% | 0-2 0% |
| 2 nd FG% | 5-20 25.0% |
| 3PT% | 2-9 22.2% |
| FT% | 1-2 50% |
| 3 rd FG% | 7-20 35.0% |
| 3PT% | 3-11 27.3% |
| FT% | 4-6 66.7% |
| 4 th FG% | 5-10 50.0% |
| 3PT% | 3-6 50.0% |
| FT% | 6-10 60% |
| GM FG% | 21-70 30.0% |
| 3PT% | 12-41 29.3% |
| FT% | 11-20 55.0% |

Dead Ball Rebounds: 5, 0

| | Wisc | Ark |
|--------------------------|---------------------------|---------------------------|
| Biggest lead | 10 (3 rd 9:40) | 11 (4 th 4:46) |
| Best Scoring Run | 14 (2 nd 0:53) | 11 (2 nd 4:15) |
| Lead Changes | 5 | |
| Times Tied | 6 | |
| Time with Lead | 19:55 | 13:26 |
| Points from | Wisc | Ark |
| Turnovers | 4 | 15 |
| Paint | 24 | 12 |
| Second Chance | 9 | 19 |
| Fast Breaks | 18 | 14 |
| Bench | 13 | 4 |
| Period by Period Scoring | | |
| 1st | 18 | 14 |
| 2nd | 14 | 14 |
| 3rd | 16 | 62 |
| 4th | 16 | 62 |
| TOT | 62 | 65 |



Official Basketball Box Score - Final
Marquette at Arkansas
11/25/23 Suncoast Credit Union Arena, Fort Myers, Fla.
2023-24 Women's Basketball

Game Time: 5:00 PM
Game Duration: 1:34
Attendance: 527

Officials: Jody Cantrell, Royce Bevis, Cara Sappie

Marquette - 74

Record: 6-1

| NO. | Name | Min | FG | 3P | FT | Rebounds | Fouls | TP | AS | TO | ST | Blocks | +/- |
|---------------|-------------------|---------|-------|------|-------|-----------|--------|----|----|----|----|--------|-----|
| | | | M-A | M-A | M-A | OR DR TOT | PF FD | | | | | BS BA | |
| 20 | Frannie Hottinger | F 30:20 | 6-9 | 0-1 | 0-0 | 4 8 12 | 1 2 12 | 1 | 2 | 2 | 2 | 1 | 15 |
| 32 | Liza Karlen | F 25:39 | 9-16 | 0-2 | 2-3 | 3 6 9 | 1 5 20 | 0 | 1 | 0 | 1 | 1 | 13 |
| 3 | Rose Nkumu | G 31:15 | 5-7 | 2-3 | 2-2 | 0 1 1 | 2 4 14 | 7 | 0 | 3 | 0 | 0 | 15 |
| 12 | Mackenzie Hare | G 26:51 | 3-11 | 1-6 | 2-2 | 0 5 5 | 3 1 9 | 1 | 2 | 0 | 0 | 3 | 15 |
| 23 | Jordan King | G 21:17 | 4-12 | 1-5 | 0-0 | 0 2 2 | 3 2 9 | 1 | 2 | 0 | 0 | 0 | 16 |
| 11 | Skylar Forbes | 21:41 | 0-1 | 0-0 | 2-2 | 1 2 3 | 0 1 2 | 0 | 0 | 1 | 0 | 0 | 7 |
| 1 | Lee Volker | 22:23 | 1-5 | 0-1 | 2-2 | 1 2 3 | 1 1 4 | 2 | 1 | 2 | 1 | 0 | 12 |
| 4 | Abbey Cracknell | 12:23 | 2-3 | 0-1 | 0-0 | 0 3 3 | 2 0 4 | 1 | 1 | 0 | 0 | 0 | -8 |
| 2 | Bridget Ulberg | 08:11 | 0-1 | 0-0 | 0-0 | 0 0 0 | 0 0 0 | 0 | 1 | 0 | 0 | 0 | -5 |
| Team | | | | | | 2 1 3 | | | | 0 | | | |
| Totals | | | 30-65 | 4-19 | 10-11 | 11 30 41 | 13 16 | 74 | 14 | 8 | 9 | 3 | 16 |

Technical Fouls: NONE

| Shooting By Period | |
|---------------------|-------------|
| 1 st FG% | 10-19 52.6% |
| 3PT% | 1-5 20.0% |
| FT% | 2-2 100% |
| 2 nd FG% | 9-14 64.3% |
| 3PT% | 2-3 66.7% |
| FT% | 3-4 75% |
| 3 rd FG% | 6-18 33.3% |
| 3PT% | 0-5 0.0% |
| FT% | 5-5 100% |
| 4 th FG% | 5-14 35.7% |
| 3PT% | 1-6 16.7% |
| FT% | 0-0 0% |
| GM FG% | 30-65 46.2% |
| 3PT% | 4-19 21.1% |
| FT% | 10-11 90.9% |

Dead Ball Rebounds: 1, 0

Arkansas - 58

Record: 6-1

| No. | Name | Min | FG | 3P | FT | Rebounds | | | Fouls | | TP | AS | TO | ST | Blocks | +/- | | | | | | | | | | | | | | | | | | | | | | | | | | | | |
|--------|----------------------------|---------|-------|-----|-----|----------|----|-----|-------|----|----|----|----|----|--------|-----|-----|-----------------|--|--|----|--|--|----|--|--|----|---------------------|--|----|--|--|---|--|--|---|--|--|---|--|--|-----|--|--|
| | | | M-A | M-A | M-A | OR | DR | TOT | PF | FD | | | | | BS | | BA | | | | | | | | | | | | | | | | | | | | | | | | | | | |
| 30 | Maryam Dauda | F 19:42 | 0-1 | 0-1 | 2-2 | 0 | 4 | 4 | 2 | 1 | 2 | 1 | 0 | 0 | 1 | 0 | 0 | | | | | | | | | | | | | | | | | | | | | | | | | | | |
| 0 | Taliah Scott | G 35:09 | 6-14 | 2-7 | 7-8 | 0 | 3 | 3 | 3 | 4 | 21 | 0 | 2 | 0 | 0 | 0 | -18 | | | | | | | | | | | | | | | | | | | | | | | | | | | |
| 2 | Samara Spencer | G 32:44 | 2-8 | 1-3 | 3-5 | 0 | 2 | 2 | 1 | 4 | 8 | 3 | 3 | 1 | 2 | 1 | -13 | | | | | | | | | | | | | | | | | | | | | | | | | | | |
| 4 | Saylor Poffenbarger | G 23:55 | 5-11 | 3-7 | 0-0 | 1 | 6 | 7 | 1 | 0 | 13 | 2 | 1 | 0 | 2 | 1 | -9 | | | | | | | | | | | | | | | | | | | | | | | | | | | |
| 43 | Makayla Daniels | G 28:49 | 1-5 | 1-2 | 0-0 | 2 | 3 | 5 | 4 | 2 | 3 | 6 | 4 | 1 | 0 | 0 | -14 | | | | | | | | | | | | | | | | | | | | | | | | | | | |
| 13 | Sasha Golorhoff | 14:16 | 0-5 | 0-1 | 0-0 | 0 | 2 | 2 | 2 | 0 | 0 | 0 | 0 | 0 | 1 | 1 | -12 | | | | | | | | | | | | | | | | | | | | | | | | | | | |
| 55 | Emmie Ellis | 11:16 | 0-1 | 0-0 | 0-0 | 0 | 0 | 0 | 2 | 1 | 0 | 0 | 0 | 0 | 0 | 0 | -21 | | | | | | | | | | | | | | | | | | | | | | | | | | | |
| 23 | Carly Keatts | 15:47 | 3-6 | 3-5 | 0-0 | 0 | 0 | 0 | 1 | 0 | 9 | 2 | 0 | 0 | 0 | 0 | -16 | | | | | | | | | | | | | | | | | | | | | | | | | | | |
| 10 | Cristina Sánchez Cerqueira | 09:02 | 1-3 | 0-1 | 0-0 | 1 | 0 | 1 | 0 | 1 | 2 | 0 | 3 | 0 | 0 | 0 | 5 | | | | | | | | | | | | | | | | | | | | | | | | | | | |
| 34 | Jenna Lawrence | 05:11 | 0-0 | 0-0 | 0-0 | 0 | 0 | 0 | 0 | 0 | 0 | 0 | 0 | 0 | 0 | 0 | 10 | | | | | | | | | | | | | | | | | | | | | | | | | | | |
| 20 | Karley Johnson | 04:09 | 0-0 | 0-0 | 0-0 | 2 | 2 | 2 | 0 | 0 | 0 | 0 | 0 | 1 | 0 | 0 | 8 | | | | | | | | | | | | | | | | | | | | | | | | | | | |
| Team | | | | | | 4 | | | 2 | | | 6 | | | 0 | | | 0 | | | | | | | | | | | | | | | | | | | | | | | | | | |
| Totals | | | 18-54 | | | 10-27 | | | 12-15 | | | 8 | | | 24 | | | 16 | | | 13 | | | 58 | | | 12 | | | 15 | | | 3 | | | 6 | | | 3 | | | -16 | | |
| | | | | | | | | | | | | | | | | | | Technical Fouls | | | | | | | | | | Non-Technical Fouls | | | | | | | | | | | | | | | | |



Official Basketball Box Score - Final
UCLA at Arkansas
12/03/23 Bud Walton Arena, Fayetteville
2023-24 Women's Basketball

Game Time: 2:00 PM
Game Duration: 1:45
Attendance: 4,261

Officials: Michael McConnell, Angelica Sutfren, Reyniya Seales

UCLA - 81 Record: 7-0

| NO. Name | Min | FG M-A | 3P M-A | FT M-A | Rebounds OR DR TOT | Fouls PF FD | TP | AS | TO | ST | Blocks BS BA | +/- |
|---------------------|---------|-----------|-----------|-----------|-----------------------|----------------|----|----|----|----|-----------------|-----|
| 32 Angela Dugalic | F 22:41 | 4-11 | 1-4 | 0-0 | 6 3 9 | 3 1 | 9 | 5 | 5 | 1 | 1 1 | 7 |
| 51 Lauren Betts | C 24:48 | 9-9 | 0-0 | 2-3 | 4 6 10 | 1 3 | 20 | 0 | 3 | 0 | 2 0 | 24 |
| 1 Kiki Rice | G 33:59 | 5-11 | 2-5 | 0-0 | 0 8 8 | 2 2 | 12 | 5 | 4 | 2 | 2 1 | 14 |
| 20 Charisma Osborne | G 33:16 | 2-7 | 2-6 | 2-2 | 0 8 8 | 3 0 | 8 | 6 | 4 | 0 | 2 0 | 14 |
| 35 Camryn Brown | G 14:60 | 1-1 | 0-0 | 2-2 | 0 0 0 | 2 1 | 4 | 1 | 0 | 0 | 2 0 | 4 |
| 23 Gabriela Jaquez | 29:02 | 3-10 | 1-3 | 3-4 | 3 8 11 | 4 2 | 10 | 1 | 2 | 2 | 0 3 | 13 |
| 3 Londynn Jones | 22:07 | 4-14 | 2-8 | 2-2 | 0 2 2 | 3 3 | 12 | 0 | 1 | 1 | 0 1 | 3 |
| 22 Christeen Iwuala | 13:02 | 3-6 | 0-0 | 0-0 | 3 0 3 | 0 2 | 6 | 2 | 0 | 0 | 0 0 | 2 |
| 33 Amanda Muse | 04:36 | 0-0 | 0-0 | 0-0 | 0 0 0 | 0 0 | 0 | 0 | 1 | 0 | 0 0 | -3 |
| 43 Izzy Anstley | 01:29 | 0-0 | 0-0 | 0-0 | 0 1 1 | 0 0 | 0 | 0 | 0 | 1 | 0 0 | -3 |
| Team | | | | | 3 1 4 | | | | 2 | | | |
| Totals | | 31-69 | 8-26 | 11-13 | 19 37 56 | 18 14 | 81 | 20 | 22 | 7 | 7 6 | 15 |

Technical Fouls: NONE

Arkansas - 66 Record: 7-2

| NO. Name | Min | FG M-A | 3P M-A | FT M-A | Rebounds OR DR TOT | Fouls PF FD | TP | AS | TO | ST | Blocks BS BA | +/- |
|-------------------------------|---------|-----------|-----------|-----------|-----------------------|----------------|----|----|----|----|-----------------|-----|
| 30 Maryam Dauda | F 28:50 | 5-9 | 2-3 | 2-2 | 1 1 2 | 3 1 | 14 | 2 | 0 | 1 | 2 1 | 9 |
| 0 Taliah Scott | G 38:55 | 6-21 | 3-7 | 8-9 | 0 2 2 | 1 7 | 23 | 1 | 4 | 1 | 0 4 | -12 |
| 2 Samara Spencer | G 21:41 | 1-4 | 0-0 | 0-0 | 0 2 2 | 3 2 | 2 | 1 | 2 | 3 | 0 0 | -20 |
| 4 Saylor Poffenbarger | G 28:23 | 5-13 | 2-4 | 0-0 | 1 6 7 | 0 2 | 12 | 0 | 2 | 1 | 1 0 | -22 |
| 43 Makayla Daniels | G 33:00 | 3-10 | 1-5 | 3-6 | 1 2 3 | 3 5 | 10 | 2 | 1 | 3 | 0 0 | -14 |
| 23 Carly Keats | 26:24 | 0-6 | 0-4 | 2-2 | 0 1 1 | 1 1 | 2 | 1 | 0 | 0 | 0 0 | -1 |
| 55 Emrie Ellis | 11:29 | 1-1 | 1-1 | 0-0 | 0 1 1 | 1 0 | 3 | 0 | 0 | 0 | 2 0 | -5 |
| 10 Cristina Sánchez Cerqueira | 03:39 | 0-0 | 0-0 | 0-0 | 0 1 1 | 2 0 | 0 | 0 | 0 | 0 | 0 0 | -4 |
| 34 Jenna Lawrence | 07:39 | 0-0 | 0-0 | 0-0 | 0 0 0 | 0 0 | 0 | 0 | 1 | 2 | 1 0 | 10 |
| Team | | | | | 5 2 7 | | | 0 | 2 | | | |
| Totals | | 21-64 | 9-24 | 15-19 | 8 18 26 | 15 18 | 66 | 7 | 12 | 11 | 6 7 | -15 |

Technical Fouls: Coach 2nd 7th 41

| | UCLA | ARK |
|------------------|---------------------------|---------------------------|
| Biggest lead | 30 (3 rd 0:35) | 6 (1 st 8:39) |
| Best Scoring Run | 15 (2 nd 4:56) | 15 (4 th 4:00) |
| Lead Changes | 1 | |
| Times Tied | 0 | |
| Time with Lead | 35:59 | 03:31 |

| Points from | UCLA | ARK |
|---------------|------|-----|
| Turnovers | 20 | 13 |
| Paint | 40 | 22 |
| Second Chance | 20 | 10 |
| Fast Breaks | 19 | 7 |
| Bench | 28 | 5 |

| Period by Period Scoring | UCLA | ARK |
|--------------------------|------|-----|
| 1st | 20 | 30 |
| 2nd | 12 | 19 |
| 3rd | 6 | 9 |
| 4th | 8 | 8 |
| TOT | 46 | 66 |

Dead Ball Rebounds: 1, 2



Official Basketball Box Score - Final
Louisiana Tech at Arkansas
12/07/23 Bud Walton Arena, Fayetteville
2023-24 Women's Basketball

Game Time: 7:00 PM
Game Duration: 1:40
Attendance: 2,599

Officials: Kevin Pettel, Denise Brooks, Katie Lukanich

Louisiana Tech - 60 Record: 2-7

| NO. Name | Min | FG M-A | 3P M-A | FT M-A | Rebounds OR DR TOT | Fouls PF FD | TP | AS | TO | ST | Blocks BS BA | +/- |
|------------------------|---------|-----------|-----------|-----------|-----------------------|----------------|----|----|----|----|-----------------|-----|
| 32 Kate Thompson | F 19:08 | 2-3 | 1-1 | 1-2 | 2 2 4 | 4 1 | 6 | 0 | 1 | 2 | 1 0 | -12 |
| 44 Anna Larr Robertson | F 22:49 | 3-7 | 0-1 | 0-0 | 2 6 8 | 1 1 | 6 | 0 | 3 | 1 | 0 0 | -26 |
| 10 Salma Bates | G 27:26 | 5-16 | 1-5 | 0-1 | 1 2 3 | 2 3 | 11 | 0 | 3 | 1 | 0 1 | -28 |
| 22 Janna Morris | G 21:39 | 4-12 | 0-2 | 0-0 | 0 1 1 | 2 0 | 8 | 0 | 1 | 1 | 0 1 | -40 |
| 23 Silvia Nativi | G 22:06 | 1-5 | 0-3 | 2-3 | 1 4 5 | 1 2 | 4 | 2 | 2 | 1 | 0 0 | -11 |
| 3 Robyn Lee | 23:40 | 7-11 | 0-1 | 1-2 | 1 4 5 | 2 2 | 15 | 2 | 2 | 1 | 0 0 | -13 |
| 34 Ayen Angoi | 13:21 | 0-1 | 0-0 | 0-0 | 0 2 2 | 0 0 | 0 | 0 | 1 | 0 | 0 0 | -23 |
| 0 Evie Goetz | 15:45 | 0-2 | 0-1 | 0-0 | 2 1 3 | 3 0 | 0 | 3 | 0 | 1 | 1 0 | -16 |
| 1 Autumn Smith | 18:02 | 0-7 | 0-4 | 0-4 | 0 2 2 | 1 1 | 3 | 2 | 2 | 1 | 0 0 | -9 |
| 45 Anja Bukvic | 16:04 | 3-5 | 1-2 | 0-0 | 0 1 1 | 1 0 | 7 | 1 | 3 | 0 | 0 0 | -22 |
| Team | | | | | 1 2 0 | | | 0 | 0 | | | |
| Totals | | 25-69 | 3-20 | 7-12 | 10 26 36 | 17 10 | 60 | 10 | 18 | 9 | 2 2 | -40 |

Technical Fouls: NONE

Arkansas - 100 Record: 9-2

| NO. Name | Min | FG M-A | 3P M-A | FT M-A | Rebounds OR DR TOT | Fouls PF FD | TP | AS | TO | ST | Blocks BS BA | +/- |
|-------------------------------|---------|-----------|-----------|-----------|-----------------------|----------------|-----|----|----|----|-----------------|-----|
| 30 Maryam Dauda | F 17:35 | 3-4 | 0-0 | 3-4 | 1 2 3 | 1 2 | 9 | 0 | 1 | 0 | 2 0 | 29 |
| 0 Taliah Scott | G 31:00 | 12-16 | 5-8 | 0-4 | 0 2 2 | 1 3 | 29 | 1 | 3 | 1 | 0 0 | -40 |
| 2 Samara Spencer | G 29:24 | 7-12 | 3-8 | 3-6 | 1 7 8 | 0 4 | 20 | 6 | 3 | 2 | 0 0 | 38 |
| 4 Saylor Poffenbarger | G 21:33 | 5-11 | 2-3 | 0-0 | 2 9 11 | 0 0 | 12 | 2 | 2 | 5 | 0 0 | 29 |
| 43 Makayla Daniels | G 25:52 | 3-4 | 1-2 | 5-6 | 0 6 6 | 0 5 | 12 | 0 | 1 | 3 | 0 0 | 36 |
| 23 Carly Keats | 22:02 | 3-9 | 2-5 | 0-0 | 0 2 2 | 0 0 | 8 | 1 | 0 | 1 | 0 0 | 14 |
| 55 Emrie Ellis | 11:29 | 0-1 | 0-0 | 0-0 | 0 1 1 | 1 0 | 0 | 1 | 1 | 0 | 1 0 | 10 |
| 34 Jenna Lawrence | 11:59 | 3-4 | 1-2 | 3-4 | 0 1 1 | 3 2 | 10 | 0 | 0 | 0 | 0 0 | 6 |
| 10 Cristina Sánchez Cerqueira | 10:56 | 0-1 | 0-0 | 0-0 | 0 2 2 | 0 0 | 0 | 0 | 0 | 0 | 0 0 | 1 |
| 20 Karley Johnson | 12:57 | 0-0 | 0-0 | 0-2 | 1 1 2 | 2 1 | 0 | 1 | 0 | 1 | 0 1 | 1 |
| 51 Beia Franklin | 05:13 | 0-1 | 0-0 | 0-0 | 1 0 1 | 0 0 | 0 | 0 | 0 | 0 | 0 0 | -4 |
| Team | | | | | 1 2 3 | | | 0 | 0 | | | |
| Totals | | 36-65 | 14-28 | 14-26 | 7 35 42 | 11 17 | 100 | 19 | 11 | 13 | 2 2 | 40 |

Technical Fouls: Bench 4th 13

| | LATECH | ARK |
|------------------|---------------------------|---------------------------|
| Biggest lead | 0 (1 st 10:00) | 44 (4 th 6:44) |
| Best Scoring Run | 7 (3 rd 7:25) | 22 (4 th 9:04) |
| Lead Changes | 0 | |
| Times Tied | 0 | |
| Time with Lead | 00:00 | 39:41 |

| Points from | LATECH | ARK |
|---------------|--------|-----|
| Turnovers | 8 | 13 |
| Paint | 28 | 42 |
| Second Chance | 1 | 12 |
| Fast Breaks | 9 | 17 |
| Bench | 25 | 18 |

| Period by Period Scoring | LATECH | ARK |
|--------------------------|--------|-----|
| 1st | 12 | 12 |
| 2nd | 12 | 17 |
| 3rd | 11 | 19 |
| 4th | 10 | 60 |
| TOT | 45 | 100 |

Dead Ball Rebounds: 8, 1



Official Basketball Box Score - Final
Ark-Pine Bluff at Arkansas
12/10/23 Bud Walton Arena, Fayetteville
2023-24 Women's Basketball

Game Time: 1:00 PM
Game Duration: 1:53
Attendance: 3,330

Officials: Brian Hall, Brenda Partridge, Cori Chambers

Ark-Pine Bluff - 74 Record: 4-7

| NO. Name | Min | FG M-A | 3P M-A | FT M-A | Rebounds OR DR TOT | Fouls PF FD | TP | AS | TO | ST | Blocks BS BA | +/- |
|------------------------|---------|-----------|-----------|-----------|-----------------------|----------------|----|----|----|----|-----------------|-----|
| 23 Maori Davenport | C 25:51 | 2-4 | 0-0 | 2-2 | 6 4 10 | 3 1 | 6 | 0 | 5 | 1 | 1 1 | 0 |
| 0 Zaay Green | G 34:48 | 8-22 | 2-2 | 3-3 | 5 4 9 | 3 3 | 21 | 4 | 3 | 0 | 4 3 | 0 |
| 5 Jellissa Reese | G 25:11 | 3-6 | 0-0 | 1-2 | 4 1 5 | 4 3 | 7 | 3 | 2 | 3 | 0 0 | -7 |
| 15 Coriah Beck | G 38:17 | 6-21 | 2-8 | 1-1 | 0 5 5 | 3 1 | 15 | 3 | 0 | 1 | 2 0 | 5 |
| 25 Kaila Walker | G 26:39 | 0-4 | 0-2 | 3-3 | 0 0 0 | 3 1 | 3 | 1 | 2 | 0 | 0 0 | -1 |
| 54 Maya Peat | 12:07 | 2-6 | 0-0 | 0-2 | 3 3 6 | 1 2 | 4 | 0 | 1 | 1 | 1 2 | 4 |
| 3 Demetria Shephard | 21:23 | 4-11 | 4-9 | 0-0 | 1 5 6 | 2 2 | 12 | 0 | 1 | 0 | 1 1 | 15 |
| 4 Kourtney Rittenberry | 13:39 | 2-3 | 0-0 | 0-2 | 2 4 6 | 1 3 | 4 | 0 | 0 | 1 | 1 0 | 1 |
| 14 Azaria Robinson | 02:05 | 1-1 | 0-0 | 0-0 | 0 0 0 | 0 0 | 2 | 0 | 0 | 0 | 0 0 | 0 |
| Team | | | | | 1 4 5 | | | 0 | 1 | | | |
| Totals | | 28-78 | 8-21 | 10-15 | 22 30 52 | 20 16 | 74 | 11 | 15 | 10 | 6 8 | 4 |

Technical Fouls: NONE

| Shooting By Period | 1st | 2nd | 3rd | 4th | TOT |
|--------------------|-------|-------|-----|-----|-----|
| 1st FG% | 5-26 | 19.2% | | | |
| 3PT% | 1-6 | 16.7% | | | |
| FT% | 3-3 | 100% | | | |
| 2nd FG% | 6-17 | 35.3% | | | |
| 3PT% | 1-3 | 33.3% | | | |
| FT% | 5-5 | 100% | | | |
| 3rd FG% | 11-20 | 55.0% | | | |
| 3PT% | 4-7 | 57.1% | | | |
| FT% | 2-5 | 40% | | | |
| 4th FG% | 6-15 | 40.0% | | | |
| 3PT% | 2-5 | 40.0% | | | |
| FT% | 0-2 | 0% | | | |
| GM FG% | 28-78 | 35.9% | | | |
| 3PT% | 8-21 | 38.1% | | | |
| FT% | 10-15 | 66.7% | | | |

Dead Ball Rebounds: 3, 0

Arkansas - 70 Record: 8-3

| NO. Name | Min | FG M-A | 3P M-A | FT M-A | Rebounds OR DR TOT | Fouls PF FD | TP | AS | TO | ST | Blocks BS BA | +/- |
|-------------------------------|---------|-----------|-----------|-----------|-----------------------|----------------|----|----|----|----|-----------------|-----|
| 30 Maryam Dauda | F 29:42 | 2-7 | 0-1 | 2-2 | 2 2 4 | 3 2 | 6 | 0 | 3 | 0 | 3 0 | 7 |
| 0 Taliah Scott | G 40:00 | 9-20 | 6-14 | 7-8 | 2 4 6 | 3 6 | 31 | 2 | 7 | 0 | 0 1 | -4 |
| 2 Samara Spencer | G 35:05 | 1-11 | 1-4 | 1-2 | 1 7 8 | 5 3 | 4 | 1 | 2 | 2 | 0 3 | -17 |
| 4 Saylor Poffenbarger | G 39:09 | 4-15 | 4-9 | 1-2 | 2 8 10 | 2 2 | 13 | 3 | 2 | 2 | 5 1 | -9 |
| 43 Makayla Daniels | G 39:05 | 6-9 | 2-4 | 2-4 | 0 4 4 | 1 7 | 16 | 4 | 2 | 3 | 0 1 | -2 |
| 10 Cristina Sánchez Cerqueira | 05:59 | 0-0 | 0-0 | 0-0 | 0 1 1 | 2 0 | 0 | 0 | 0 | 0 | 0 0 | 1 |
| 23 Carly Keats | 12:60 | 0-2 | 0-0 | 0-0 | 0 0 0 | 0 0 | 0 | 1 | 0 | 0 | 0 0 | 4 |
| Team | | | | | 2 2 4 | | | 0 | 1 | | | |
| Totals | | 22-64 | 13-34 | 13-18 | 9 28 37 | 16 20 | 70 | 11 | 17 | 7 | 8 6 | -4 |

Technical Fouls: NONE

| | UAPB | ARK |
|------------------|--------------------------|---------------------------|
| Biggest lead | 4 (4 th 4:46) | 12 (2 nd 2:25) |
| Best Scoring Run | 7 (3 rd 1:22) | 9 (2 nd 3:10) |
| Lead Changes | 8 | |
| Times Tied | 5 | |
| Time with Lead | 10:32 | 23:20 |

| Points from | UAPB | ARK |
|---------------|------|-----|
| Turnovers | 18 | 12 |
| Paint | 36 | 18 |
| Second Chance | 25 | 11 |
| Fast Breaks | 15 | 15 |
| Bench | 22 | 0 |

| Period by Period Scoring | UAPB | ARK |
|--------------------------|------|-----|
| 1st | 14 | 18 |
| 2nd | 28 | 14 |
| 3rd | 24 | 7 |
| 4th | 7 | 74 |
| TOT | 73 | 70 |

Dead Ball Rebounds:

#SIDEBYSIDE



Official Basketball Box Score - Final
Arkansas at Illinois
12/20/23 Student Life Center, Keiser University, West Palm Beach
2023-24 Women's Basketball

Game Time: 11:00 AM
Game Duration: 1:47

Officials: Bruce Morris, Natasha Harris, Jeff Cross

Arkansas - 60

Record: 10-3

| NO. | Name | Min | FG | 3P | FT | Rebounds | Fouls | TP | AS | TO | ST | Blocks | +/ |
|--------|----------------------------|---------|-------|------|------|-----------|-------|----|----|----|----|--------|------|
| | | | M-A | M-A | M-A | OR DR TOT | PF FD | | | | | BS BA | |
| 0 | Maryam Dauda | F 26:03 | 4-5 | 0-0 | 1-2 | 1 3 4 | 4 1 | 9 | 0 | 3 | 0 | 2 | 0 15 |
| 0 | Taliah Scott | G 37:55 | 7-15 | 1-6 | 2-2 | 1 0 1 | 3 5 | 17 | 1 | 3 | 0 | 0 | 1 1 |
| 2 | Samara Spencer | G 35:15 | 7-19 | 2-7 | 1-4 | 0 4 4 | 2 2 | 17 | 1 | 4 | 1 | 0 | 1 -1 |
| 4 | Saylor Poffenbarger | G 37:09 | 2-7 | 1-4 | 3-5 | 5 14 19 | 3 4 | 8 | 2 | 0 | 1 | 2 | 1 -3 |
| 43 | Makayla Daniels | G 36:24 | 2-7 | 0-5 | 1-2 | 1 2 3 | 2 3 | 5 | 4 | 0 | 1 | 0 | 0 1 |
| 10 | Cristina Sánchez Cerqueira | G 34:03 | 0-2 | 0-0 | 0-0 | 0 0 0 | 1 0 | 0 | 0 | 0 | 0 | 0 | 0 -4 |
| 32 | Carly Keats | 10:25 | 1-2 | 0-1 | 0-1 | 0 0 0 | 1 0 | 2 | 0 | 0 | 0 | 0 | 0 2 |
| 34 | Jenna Lawrence | 12:45 | 1-1 | 0-0 | 0-0 | 0 2 2 | 1 2 | 2 | 0 | 0 | 1 | 1 | 0 -6 |
| Team | | | | | | 0 1 1 | 0 | 0 | 1 | | | | |
| Totals | | | 24-58 | 4-23 | 8-16 | 8 26 34 | 16 18 | 60 | 8 | 11 | 4 | 5 | 3 1 |

Technical Fouls: NONE

| Shooting By Period | | | | | | | | | |
|---------------------|-------|-------|------|------|-------|-----|------|-------|--|
| 1 st FG% | 8-18 | 44.4% | 3PT% | 1-4 | 25.0% | FT% | 0-1 | 0% | |
| 2 nd FG% | 5-13 | 38.5% | 3PT% | 0-5 | 0.0% | FT% | 4-6 | 66.7% | |
| 3 rd FG% | 7-14 | 50.0% | 3PT% | 3-8 | 37.5% | FT% | 0-1 | 0% | |
| 4 th FG% | 4-13 | 30.8% | 3PT% | 0-6 | 0.0% | FT% | 4-8 | 50% | |
| GM FG% | 24-58 | 41.4% | 3PT% | 4-23 | 17.4% | FT% | 8-16 | 50.0% | |

Dead Ball Rebounds: 4, 1

Illinois - 59

Record: 5-5

| NO. | Name | Min | FG | 3P | FT | Rebounds | Fouls | TP | AS | TO | ST | Blocks | +/ |
|--------|------------------|---------|-------|-----|------|-----------|-------|----|----|----|----|--------|------|
| | | | M-A | M-A | M-A | OR DR TOT | PF FD | | | | | BS BA | |
| 23 | Brynn Shoup-Hill | F 12:17 | 1-2 | 0-0 | 0-0 | 1 2 3 | 0 0 | 2 | 0 | 0 | 0 | 1 | 0 8 |
| 44 | Kendall Bostic | F 34:51 | 7-11 | 0-1 | 1-1 | 3 7 10 | 2 1 | 15 | 1 | 1 | 2 | 1 | 1 4 |
| 1 | Genesis Bryant | G 39:33 | 6-15 | 0-0 | 0-0 | 0 0 0 | 3 4 | 12 | 2 | 3 | 0 | 0 | 1 -1 |
| 1 | Makira Cook | G 36:53 | 6-21 | 0-3 | 5-6 | 2 9 11 | 4 6 | 17 | 5 | 2 | 0 | 0 | 0 2 |
| 24 | Adalia McKenzie | G 22:32 | 1-6 | 0-0 | 0-0 | 2 3 5 | 4 2 | 2 | 0 | 1 | 1 | 0 | 1 -3 |
| 11 | Jada Peebles | 26:12 | 0-3 | 0-3 | 0-0 | 0 2 2 | 2 0 | 0 | 2 | 1 | 0 | 0 | 0 -5 |
| 5 | Gretchen Dolan | 03:35 | 0-0 | 0-0 | 0-0 | 0 2 2 | 1 0 | 0 | 0 | 0 | 0 | 0 | 0 0 |
| 41 | Camille Hobby | 13:37 | 4-7 | 0-0 | 3-3 | 2 3 5 | 2 3 | 11 | 0 | 1 | 0 | 1 | 2 -4 |
| 22 | Shay Bollin | 02:46 | 0-0 | 0-0 | 0-0 | 1 0 1 | 0 0 | 0 | 0 | 0 | 0 | 0 | 0 -4 |
| 4 | Kam'ryn Rhodes | 07:44 | 0-1 | 0-1 | 0-0 | 0 0 0 | 0 0 | 0 | 0 | 0 | 0 | 0 | 0 -2 |
| Team | | | | | | 2 2 4 | 0 | 0 | 0 | | | | |
| Totals | | | 25-66 | 0-8 | 9-10 | 13 30 43 | 18 16 | 59 | 10 | 9 | 3 | 3 | 5 -1 |

Technical Fouls: NONE

| Shooting By Period | | | | | | | | | |
|---------------------|-------|-------|------|-----|------|-----|------|-------|--|
| 1 st FG% | 7-18 | 38.9% | 3PT% | 0-2 | 0.0% | FT% | 2-2 | 100% | |
| 2 nd FG% | 5-16 | 31.3% | 3PT% | 0-3 | 0.0% | FT% | 2-2 | 100% | |
| 3 rd FG% | 10-16 | 62.5% | 3PT% | 0-2 | 0.0% | FT% | 3-4 | 75% | |
| 4 th FG% | 3-16 | 18.8% | 3PT% | 0-1 | 0.0% | FT% | 2-2 | 100% | |
| GM FG% | 25-66 | 37.9% | 3PT% | 0-8 | 0.0% | FT% | 9-10 | 90.0% | |

Dead Ball Rebounds: 2, 0

| | ARK | ILL |
|------------------|--------------------------|--------------------------|
| Biggest lead | 7 (1 st 8:31) | 5 (3 rd 6:15) |
| Best Scoring Run | 8 (3 rd 4:41) | 7 (3 rd 9:04) |
| Lead Changes | 12 | |
| Times Tied | 5 | |
| Time with Lead | 21:12 | 16:36 |

| Points from | ARK | III |
|---------------|-----|-----|
| Turnovers | 5 | 11 |
| Paint | 26 | 32 |
| Second Chance | 10 | 13 |
| Fast Breaks | 2 | 5 |
| Bench | 4 | 11 |

| Period by Period Scoring | | | | | |
|--------------------------|-----|-----|-----|-----|-----|
| | 1st | 2nd | 3rd | 4th | TOT |
| ARK | 17 | 14 | 17 | 12 | 60 |
| III | 16 | 12 | 23 | 8 | 59 |



Official Basketball Box Score - Final
UIC at Arkansas
12/21/23 Student Life Center, Keiser University, West Palm Beach
2023-24 Women's Basketball

Game Time: 11:00 AM
Game Duration: 1:43

Officials: Troy Winders, Dawn Marsh, Natasha Harris

UIC - 58

Record: 7-4

| NO. | Name | Min | FG | 3P | FT | Rebounds | Fouls | TP | AS | TO | ST | Blocks | +/ |
|--------|--------------------|---------|-------|------|-----|-----------|-------|----|----|----|----|--------|------|
| | | | M-A | M-A | M-A | OR DR TOT | PF FD | | | | | BS BA | |
| 1 | Kristian Young | G 25:46 | 2-8 | 0-2 | 4-6 | 2 2 4 | 2 5 | 8 | 7 | 5 | 0 | 0 | 1 -4 |
| 4 | Jaida McCloud | G 21:19 | 1-4 | 0-2 | 0-0 | 1 3 4 | 1 1 | 2 | 2 | 0 | 1 | 2 | 0 -7 |
| 10 | Dais'Ja Trotter | G 21:34 | 3-5 | 1-2 | 0-0 | 0 2 2 | 2 0 | 7 | 0 | 1 | 0 | 0 | 1 -6 |
| 22 | Keimari Rimmer | G 23:40 | 6-15 | 0-3 | 0-0 | 2 6 8 | 4 3 | 12 | 1 | 2 | 1 | 1 | 1 -8 |
| 25 | Danyel Middleton | G 31:14 | 3-12 | 0-1 | 1-1 | 0 3 3 | 0 2 | 7 | 0 | 0 | 1 | 0 | 1 -8 |
| 23 | Makiyah Williams | G 22:16 | 7-13 | 0-2 | 1-2 | 0 2 2 | 1 2 | 15 | 0 | 1 | 0 | 0 | 0 0 |
| 14 | Krystyna Ellaw | 03:35 | 0-2 | 0-0 | 0-0 | 2 1 3 | 1 1 | 0 | 0 | 0 | 0 | 0 | 2 -5 |
| 20 | Sandra Frau-Garcia | 18:24 | 0-0 | 0-0 | 0-0 | 0 4 4 | 2 0 | 0 | 5 | 2 | 0 | 0 | 0 0 |
| 5 | Ky Dempsey-Toney | 11:18 | 1-2 | 0-0 | 0-0 | 0 4 4 | 0 0 | 2 | 0 | 0 | 0 | 0 | 0 -1 |
| 3 | Sara Zabrecky | 20:54 | 2-3 | 1-1 | 0-0 | 0 1 1 | 2 0 | 5 | 0 | 0 | 1 | 0 | 0 -1 |
| Team | | | | | | 3 1 4 | 0 | 0 | 1 | | | | |
| Totals | | | 25-64 | 2-13 | 6-9 | 10 29 39 | 15 14 | 58 | 15 | 12 | 4 | 3 | 6 -8 |

Technical Fouls: NONE

| Shooting By Period | | | | | | | | | |
|---------------------|-------|-------|------|------|-------|-----|-----|-------|--|
| 1 st FG% | 6-17 | 35.3% | 3PT% | 0-5 | 0.0% | FT% | 0-0 | 0% | |
| 2 nd FG% | 6-13 | 46.2% | 3PT% | 1-3 | 33.3% | FT% | 2-3 | 66.7% | |
| 3 rd FG% | 5-20 | 25.0% | 3PT% | 0-3 | 0.0% | FT% | 0-0 | 0% | |
| 4 th FG% | 8-14 | 57.1% | 3PT% | 1-2 | 50.0% | FT% | 4-6 | 66.7% | |
| GM FG% | 25-64 | 39.1% | 3PT% | 2-13 | 15.4% | FT% | 6-9 | 66.7% | |

Dead Ball Rebounds: 5, 1

Arkansas - 66

Record: 11-3

| NO. | Name | Min | FG | 3P | FT | Rebounds | Fouls | TP | AS | TO | ST | Blocks | +/ |
|--------|---------------------|---------|-------|-------|-------|-----------|-------|----|----|----|----|--------|-----|
| | | | M-A | M-A | M-A | OR DR TOT | PF FD | | | | | BS BA | |
| 30 | Maryam Dauda | F 32:23 | 1-2 | 0-1 | 1-2 | 1 7 8 | 4 1 | 3 | 3 | 0 | 0 | 2 | 0 5 |
| 0 | Taliah Scott | G 40:00 | 9-24 | 6-12 | 2-2 | 0 6 6 | 2 1 | 26 | 2 | 0 | 0 | 0 | 1 8 |
| 2 | Samara Spencer | G 37:52 | 3-14 | 2-6 | 5-6 | 0 0 0 | 0 6 | 13 | 2 | 3 | 0 | 0 | 2 5 |
| 4 | Saylor Poffenbarger | G 37:52 | 6-7 | 2-3 | 3-3 | 2 9 11 | 1 5 | 17 | 1 | 1 | 5 | 1 | 0 5 |
| 43 | Makayla Daniels | G 26:53 | 1-5 | 0-2 | 0-0 | 1 1 2 | 4 2 | 2 | 0 | 4 | 1 | 0 | 0 7 |
| 23 | Carly Keats | 15:15 | 1-4 | 0-2 | 0-0 | 0 2 2 | 0 0 | 2 | 0 | 0 | 0 | 2 | 0 4 |
| 34 | Jenna Lawrence | 09:45 | 1-2 | 1-1 | 0-0 | 0 1 1 | 3 0 | 3 | 0 | 0 | 0 | 1 | 0 6 |
| Team | | | | | | 2 0 2 | 0 | 0 | 2 | | | | |
| Totals | | | 22-58 | 11-27 | 11-13 | 6 26 32 | 14 15 | 66 | 8 | 10 | 6 | 6 | 3 8 |

Technical Fouls: NONE

| Shooting By Period | | | | | | | | | |
|---------------------|-------|-------|------|-------|-------|-----|-------|-------|--|
| 1 st FG% | 7-15 | 46.7% | 3PT% | 3-7 | 42.9% | FT% | 1-2 | 50% | |
| 2 nd FG% | 5-18 | 27.8% | 3PT% | 3-9 | 33.3% | FT% | 1-2 | 50% | |
| 3 rd FG% | 5-15 | 33.3% | 3PT% | 3-7 | 42.9% | FT% | 2-2 | 100% | |
| 4 th FG% | 5-10 | 50.0% | 3PT% | 2-4 | 50.0% | FT% | 7-7 | 100% | |
| GM FG% | 22-58 | 37.9% | 3PT% | 11-27 | 40.7% | FT% | 11-13 | 84.6% | |

Dead Ball Rebounds: 2, 1

| | UIC | ARK |
|------------------|--------------------------|---------------------------|
| Biggest lead | 3 (1 st 7:24) | 14 (4 th 4:44) |
| Best Scoring Run | 6 (4 th 6:35) | 11 (2 nd 8:27) |
| Lead Changes | 3 | |
| Times Tied | 3 | |
| Time with Lead | 03:42 | 35:38 |

| Points from | UIC | ARK |
|---------------|-----|-----|
| Turnovers | 13 | 8 |
| Paint | 36 | 12 |
| Second Chance | 8 | 5 |
| Fast Breaks | 13 | 5 |
| Bench | 22 | 5 |

| Period by Period Scoring | | | | | |
|--------------------------|-----|-----|-----|-----|-----|
| | 1st | 2nd | 3rd | 4th | TOT |
| UIC | 12 | 15 | 10 | 21 | 58 |
| ARK | 18 | 14 | 15 | 19 | 66 |



Official Basketball Box Score - Final
UIW at Arkansas
12/31/23 Bud Walton Arena, Fayetteville
2023-24 Women's Basketball

Game Time: 1:00 PM
Game Duration: 1:41
Attendance: 3,420

Officials: Bill Larence, Ivy Seales, Charles Watson

UIW - 48

Record: 7-4

| NO. | Name | Min | FG | 3P | FT | Rebounds | Fouls | TP | AS | TO | ST | Blocks | +/ |
|--------|---------------------|---------|-------|------|-------|-----------|-------|----|----|----|----|--------|-------|
| | | | M-A | M-A | M-A | OR DR TOT | PF FD | | | | | BS BA | |
| 13 | Chloe Storer | F 25:24 | 2-9 | 0-0 | 0-1 | 2 0 2 | 3 2 | 4 | 1 | 1 | 1 | 0 | 3 -19 |
| 35 | Raimi McCrary | F 27:53 | 0-6 | 0-1 | 2-2 | 1 1 2 | 1 1 | 2 | 1 | 0 | 1 | 0 | 1 -1 |
| 3 | Nina De Leon Negron | G 35:34 | 3-11 | 1-5 | 0-0 | 1 5 6 | 2 0 | 7 | 6 | 2 | 0 | 0 | 0 -19 |
| 10 | Destiny Terrell | G 23:41 | 1-5 | 0-0 | 3-6 | 0 11 11 | 3 3 | 5 | 0 | 3 | 0 | 0 | 1 -4 |
| 32 | Jorja Elliott | G 24:32 | 4-7 | 2-4 | 0-0 | 1 4 5 | 0 0 | 10 | 1 | 3 | 3 | 0 | 1 -12 |
| 5 | Myra Bell | 17:59 | 0-6 | 0-2 | 2-2 | 2 0 2 | 3 1 | 2 | 0 | 0 | 0 | 0 | 0 -13 |
| 11 | Aliyah Collins | 16:27 | 4-6 | 1-3 | 1-1 | 0 3 3 | 1 3 | 10 | 1 | 1 | 1 | 0 | 0 -17 |
| 14 | Brenna Perez | 17:57 | 2-6 | 1-4 | 1-2 | 0 1 1 | 1 2 | 6 | 0 | 1 | 0 | 0 | 0 -11 |
| 2 | Kaylee Howell | 01:31 | 0-1 | 0-0 | 0-0 | 0 0 0 | 0 0 | 0 | 1 | 0 | 0 | 0 | 0 1 |
| 0 | Hanna Wheeler | 03:28 | 0-2 | 0-2 | 0-0 | 0 0 0 | 0 0 | 0 | 1 | 0 | 0 | 0 | 0 0 |
| 4 | Sophia Griego | 03:28 | 0-1 | 0-1 | 0-0 | 0 0 0 | 0 0 | 0 | 0 | 1 | 1 | 0 | 0 0 |
| 21 | Mallory McQuietor | 02:06 | 0-0 | 0-0 | 2-2 | 1 0 1 | 0 1 | 2 | 0 | 0 | 0 | 0 | 0 0 |
| Team | | | | | | 1 1 2 | 0 | 0 | 0 | | | | |
| Totals | | | 16-60 | 5-22 | 11-16 | 9 26 35 | 15 13 | 48 | 12 | 12 | 7 | 1 | 5 -19 |

Technical Fouls: NONE

| Shooting By Period | | |
|--------------------|------|-------------|
| 1 st | FG% | 3-13 23.1% |
| | 3PT% | 2-7 28.6% |
| | FT% | 2-2 100% |
| 2 nd | FG% | 3-14 21.4% |
| | 3PT% | 1-5 20.0% |
| | FT% | 3-4 75% |
| 3 rd | FG% | 7-17 41.2% |
| | 3PT% | 0-4 0.0% |
| | FT% | 2-6 33.3% |
| 4 th | FG% | 3-16 18.8% |
| | 3PT% | 2-6 33.3% |
| | FT% | 4-4 100% |
| 5 th | FG% | 16-60 26.7% |
| | 3PT% | 5-22 22.7% |
| | FT% | 11-16 68.8% |



Official Basketball Box Score - Final
Georgia at Arkansas
01/07/24 Bud Walton Arena, Fayetteville
2023-24 Women's Basketball

Game Time: 1:00 PM
Game Duration: 1:45
Attendance: 3,993

Officials: Gina Cross, Kevin Pethel, Angelica Suffren

Georgia - 43

Record: 10-5 (1-1)

| NO. | Name | Min | FG | 3P | FT | Rebounds | Fouls | TP | AS | TO | ST | Blocks | +/- |
|---------------|--------------------|---------|-------|------|-----|-----------|-------|----|----|-----|----|--------|-----|
| | | | M-A | M-A | M-A | OR DR TOT | PF FD | | | | | BS BA | |
| 0 | Zoesha Smith | F 12:55 | 1-4 | 0-0 | 0-0 | 1 1 2 | 1 0 | 2 | 0 | 0 | 0 | 0 | -25 |
| 33 | Destiny Thomas | F 19:20 | 0-2 | 0-0 | 1-2 | 6 8 | 2 1 | 1 | 0 | 1 | 0 | 1 | -19 |
| 5 | Jayvin Nicholson | F 34:06 | 8-18 | 0-0 | 1-1 | 3 7 10 | 2 3 | 17 | 1 | 5 | 3 | 1 | -31 |
| 11 | Asia Avinger | G 16:29 | 2-10 | 1-5 | 2-4 | 0 3 3 | 3 2 | 7 | 1 | 0 | 1 | 0 | -11 |
| 12 | Stefanie Ingram | G 20:12 | 1-5 | 0-2 | 0-0 | 0 0 0 | 2 1 | 2 | 2 | 3 | 0 | 0 | -25 |
| 12 | Tanyiah Thompson | 22:35 | 2-8 | 0-0 | 0-0 | 1 2 3 | 0 1 | 4 | 2 | 0 | 0 | 0 | -20 |
| 20 | Jordan Cole | 10:47 | 0-1 | 0-0 | 0-0 | 0 1 1 | 2 1 | 0 | 0 | 2 | 0 | 0 | -19 |
| 1 | Chloe Chapman | 26:38 | 2-7 | 2-3 | 0-0 | 0 5 5 | 1 1 | 6 | 4 | 6 | 1 | 0 | -29 |
| 10 | DeMaun Flourmy | 12:37 | 0-5 | 0-3 | 2-2 | 0 0 0 | 2 1 | 2 | 0 | 1 | 0 | 0 | -7 |
| 2 | Savannah Henderson | 07:05 | 0-1 | 0-1 | 0-0 | 0 0 0 | 1 0 | 0 | 0 | 0 | 0 | 0 | -4 |
| 30 | Amiya Evans | 12:53 | 0-2 | 0-0 | 0-0 | 2 1 3 | 0 1 | 0 | 1 | 1 | 0 | 1 | -10 |
| 21 | Fatima Diakhate | 02:23 | 1-1 | 0-0 | 0-0 | 0 0 0 | 1 0 | 2 | 0 | 0 | 0 | 0 | 0 |
| Team | | | | | | 3 2 5 | | | | 0 1 | | | |
| Totals | | | 17-64 | 3-14 | 6-9 | 12 28 40 | 17 12 | 43 | 11 | 20 | 5 | 3 4 | -40 |

Technical Fouls: NONE

Dead Ball Rebounds: 2, 2

| Shooting By Period | | | |
|---------------------|-------|-------|--|
| 1 st FG% | 3-15 | 20.0% | |
| 3PT% | 1-3 | 33.3% | |
| FT% | 2-2 | 100% | |
| 2 nd FG% | 4-16 | 25.0% | |
| 3PT% | 1-3 | 33.3% | |
| FT% | 0-0 | 0% | |
| 3 rd FG% | 5-17 | 29.4% | |
| 3PT% | 1-5 | 20.0% | |
| FT% | 0-2 | 0% | |
| 4 th FG% | 5-16 | 31.3% | |
| 3PT% | 0-3 | 0.0% | |
| FT% | 4-5 | 80% | |
| GM FG% | 17-64 | 26.6% | |
| 3PT% | 3-14 | 21.4% | |
| FT% | 6-9 | 66.7% | |



Official Basketball Box Score - Final
Mississippi St. at Arkansas
01/11/24 Bud Walton Arena, Fayetteville
2023-24 Women's Basketball

Game Time: 8:00 PM
Game Duration: 1:50
Attendance: 2,627

Officials: Dee Kantner, Fatou Cassoko-Stephens, Brenda Partojo

Mississippi St. - 66

Record: 14-4 (1-2)

| NO. | Name | Min | FG | 3P | FT | Rebounds | Fouls | TP | AS | TO | ST | Blocks | +/- |
|---------------|----------------------|---------|-------|------|------|-----------|-------|----|----|-----|----|--------|-----|
| | | | M-A | M-A | M-A | OR DR TOT | PF FD | | | | | BS BA | |
| 5 | Erynn Barnum | F 20:45 | 2-10 | 0-4 | 0-0 | 1 1 2 | 0 0 | 4 | 1 | 2 | 0 | 1 | 13 |
| 4 | Jessika Carter | C 32:10 | 9-16 | 0-0 | 4-4 | 6 13 19 | 4 3 | 22 | 3 | 3 | 0 | 2 | 1 |
| 2 | Jerkaila Jordan | G 34:16 | 8-18 | 1-2 | 0-0 | 1 4 5 | 1 2 | 17 | 0 | 1 | 3 | 2 | -2 |
| 3 | Lauren Park-Lane | G 38:04 | 5-15 | 0-0 | 1-2 | 0 5 5 | 3 1 | 11 | 7 | 1 | 0 | 0 | 5 |
| 21 | Debraasha Powe | G 32:17 | 2-7 | 1-5 | 1-2 | 1 6 7 | 1 2 | 6 | 0 | 1 | 1 | 0 | 0 |
| 0 | Darnione Rogers | 20:21 | 0-3 | 0-3 | 2-2 | 0 1 1 | 2 2 | 2 | 2 | 2 | 1 | 0 | -3 |
| 14 | Miracle Sheppard | 14:54 | 1-2 | 0-0 | 0-0 | 2 1 3 | 4 0 | 2 | 1 | 0 | 0 | 0 | 1 |
| 24 | Quantriah Montague | 05:14 | 1-2 | 0-0 | 0-0 | 1 1 2 | 1 0 | 2 | 0 | 1 | 0 | 1 | -2 |
| 22 | Jasmine Brown-Hagger | 02:00 | 0-0 | 0-0 | 0-0 | 0 0 0 | 0 0 | 0 | 0 | 0 | 0 | 0 | -2 |
| Team | | | | | | 3 3 6 | | | | 0 1 | | | |
| Totals | | | 28-73 | 2-14 | 8-10 | 15 35 50 | 16 10 | 66 | 14 | 11 | 4 | 6 7 | 3 |

Technical Fouls: NONE

| Shooting By Period | | | |
|---------------------|-------|-------|--|
| 1 st FG% | 8-23 | 34.8% | |
| 3PT% | 0-5 | 0.0% | |
| FT% | 0-0 | 0% | |
| 2 nd FG% | 8-18 | 44.4% | |
| 3PT% | 1-3 | 33.3% | |
| FT% | 1-1 | 100% | |
| 3 rd FG% | 6-18 | 33.3% | |
| 3PT% | 1-5 | 20.0% | |
| FT% | 2-2 | 100% | |
| 4 th FG% | 6-14 | 42.9% | |
| 3PT% | 0-1 | 0.0% | |
| FT% | 5-7 | 71.4% | |
| GM FG% | 28-73 | 38.4% | |
| 3PT% | 2-14 | 14.3% | |
| FT% | 8-10 | 80.0% | |

Dead Ball Rebounds: 2, 2

Arkansas - 83

Record: 13-4 (1-1)

| NO. | Name | Min | FG | 3P | FT | Rebounds | Fouls | TP | AS | TO | ST | Blocks | +/- |
|---------------|----------------------------|---------|-------|-------|-------|-----------|-------|----|----|-----|----|--------|-----|
| | | | M-A | M-A | M-A | OR DR TOT | PF FD | | | | | BS BA | |
| 30 | Maryam Dauda | F 33:49 | 2-10 | 0-0 | 4-4 | 6 5 11 | 2 2 | 8 | 1 | 2 | 4 | 2 | 36 |
| 2 | Samara Spencer | G 37:37 | 4-15 | 2-6 | 5-5 | 1 5 6 | 1 6 | 15 | 4 | 3 | 1 | 0 | 1 |
| 4 | Saylor Poffenbarger | G 35:01 | 5-12 | 4-6 | 1-2 | 4 13 17 | 3 1 | 15 | 4 | 2 | 1 | 0 | 2 |
| 23 | Carly Keats | G 40:00 | 7-16 | 2-10 | 0-0 | 0 1 1 | 2 0 | 16 | 2 | 1 | 1 | 0 | 40 |
| 43 | Makayla Daniels | G 34:45 | 7-15 | 5-10 | 5-7 | 1 6 7 | 3 4 | 24 | 3 | 1 | 5 | 1 | 0 |
| 55 | Emmie Ellis | 05:09 | 0-0 | 0-0 | 0-0 | 0 0 0 | 0 1 | 0 | 0 | 0 | 0 | 0 | 2 |
| 34 | Jenna Lawrence | 03:38 | 0-1 | 0-1 | 0-0 | 0 0 0 | 0 0 | 0 | 0 | 0 | 0 | 0 | 2 |
| 20 | Karley Johnson | 05:15 | 1-1 | 1-1 | 2-4 | 0 1 1 | 0 3 | 5 | 0 | 1 | 0 | 0 | -2 |
| 8 | Bea Franklin | 02:23 | 0-0 | 0-0 | 0-0 | 0 0 0 | 0 0 | 0 | 0 | 0 | 0 | 0 | 0 |
| 10 | Cristina Sánchez Cerqueira | 02:23 | 0-0 | 0-0 | 0-0 | 0 1 1 | 1 0 | 0 | 0 | 0 | 0 | 1 | 0 |
| Team | | | | | | 4 3 7 | | | | 0 0 | | | |
| Totals | | | 26-70 | 14-34 | 17-22 | 16 35 51 | 12 17 | 83 | 14 | 11 | 12 | 4 3 | 40 |

Technical Fouls: NONE

Dead Ball Rebounds: 3, 1

| Shooting By Period | | | |
|---------------------|-------|-------|--|
| 1 st FG% | 7-20 | 35.0% | |
| 3PT% | 3-9 | 33.3% | |
| FT% | 7-7 | 100% | |
| 2 nd FG% | 7-18 | 38.9% | |
| 3PT% | 3-9 | 33.3% | |
| FT% | 8-9 | 88.9% | |
| 3 rd FG% | 6-17 | 35.3% | |
| 3PT% | 5-9 | 55.6% | |
| FT% | 0-2 | 0% | |
| 4 th FG% | 6-15 | 40.0% | |
| 3PT% | 3-7 | 42.9% | |
| FT% | 2-4 | 50% | |
| GM FG% | 26-70 | 37.1% | |
| 3PT% | 14-34 | 41.2% | |
| FT% | 17-22 | 77.3% | |

| | UGA | ARK |
|------------------|---------------------------|---------------------------|
| Biggest lead | 0 (1 st 10:00) | 44 (4 th 6:06) |
| Best Scoring Run | 5 (4 th 3:14) | 12 (3 rd 4:08) |
| Lead Changes | 0 | |
| Times Tied | 0 | |
| Time with Lead | 00:00 | 39:03 |

| Points from | UGA | ARK |
|---------------|-----|-----|
| Turnovers | 8 | 21 |
| Paint | 12 | 24 |
| Second Chance | 12 | 17 |
| Fast Breaks | 9 | 19 |
| Bench | 14 | 5 |

| Period by Period Scoring | 1st | 2nd | 3rd | 4th | TOT |
|--------------------------|-----|-----|-----|-----|-----|
| UGA | 9 | 9 | 11 | 14 | 43 |
| ARK | 24 | 25 | 17 | 17 | 83 |

Arkansas - 63

Record: 13-5 (1-2)

| NO. | Name | Min | FG | 3P | FT | Rebounds | Fouls | TP | AS | TO | ST | Blocks | +/- |
|---------------|---------------------|---------|-------|-------|-------|-----------|-------|----|----|-----|----|--------|-----|
| | | | M-A | M-A | M-A | OR DR TOT | PF FD | | | | | BS BA | |
| 30 | Maryam Dauda | F 37:35 | 6-10 | 0-4 | 5-5 | 2 11 13 | 2 4 | 17 | 2 | 3 | 1 | 3 | 0 |
| 2 | Samara Spencer | G 38:45 | 5-20 | 1-7 | 2-2 | 1 3 4 | 0 6 | 13 | 6 | 2 | 0 | 0 | -1 |
| 4 | Saylor Poffenbarger | G 40:00 | 3-13 | 3-9 | 0-0 | 2 5 7 | 0 0 | 9 | 3 | 1 | 1 | 2 | -3 |
| 23 | Carly Keats | G 36:53 | 4-11 | 3-8 | 1-1 | 0 0 0 | 4 2 | 12 | 1 | 3 | 0 | 0 | 1 |
| 43 | Makayla Daniels | G 37:51 | 1-10 | 1-7 | 3-4 | 2 4 6 | 2 4 | 6 | 1 | 0 | 2 | 1 | -12 |
| 55 | Emmie Ellis | 02:25 | 0-1 | 0-0 | 0-0 | 0 1 1 | 2 0 | 0 | 0 | 0 | 0 | 0 | -3 |
| 34 | Jenna Lawrence | 06:31 | 2-3 | 2-3 | 0-0 | 1 1 2 | 0 0 | 6 | 1 | 0 | 0 | 1 | 0 |
| Team | | | | | | 2 2 4 | | | | 0 0 | | | |
| Totals | | | 21-68 | 10-38 | 11-12 | 10 27 37 | 10 16 | 63 | 14 | 9 | 4 | 7 6 | -3 |

Technical Fouls: NONE

| Shooting By Period | | | |
|---------------------|-------|-------|--|
| 1 st FG% | 5-18 | 27.8% | |
| 3PT% | 3-14 | 21.4% | |
| FT% | 0-0 | 0% | |
| 2 nd FG% | 3-19 | 15.8% | |
| 3PT% | 3-13 | 23.1% | |
| FT% | 0-0 | 0% | |
| 3 rd FG% | 8-17 | 47.1% | |
| 3PT% | 4-8 | 50.0% | |
| FT% | 6-7 | 85.7% | |
| 4 th FG% | 5-14 | 35.7% | |
| 3PT% | 0-3 | 0.0% | |
| FT% | 5-5 | 100% | |
| GM FG% | 21-68 | 30.9% | |
| 3PT% | 10-38 | 26.3% | |
| FT% | 11-12 | 91.7% | |

Dead Ball Rebounds: 1, 3

| | MSU | ARK |
|------------------|---------------------------|---------------------------|
| Biggest lead | 15 (2 nd 2:41) | 2 (4 th 3:40) |
| Best Scoring Run | 13 (2 nd 5:05) | 11 (3 rd 2:49) |
| Lead Changes | 2 | |
| Times Tied | 5 | |
| Time with Lead | 36:17 | 00:41 |

| Points from | MSU | ARK |
|---------------|-----|-----|
| Turnovers | 8 | 0 |
| Paint | 42 | 22 |
| Second Chance | 10 | 12 |
| Fast Breaks | 8 | 8 |
| Bench | 6 | 6 |

| Period by Period Scoring | 1st | 2nd | 3rd | 4th | TOT |
|--------------------------|-----|-----|-----|-----|-----|
| MSU | 16 | 18 | 15 | 17 | 66 |
| ARK | 13 | 9 | 26 | 15 | 63 |



Official Basketball Box Score - Final
Arkansas at Alabama
01/14/24 Coleman Coliseum, Tuscaloosa
2023-24 Women's Basketball

Game Time: 2:00 PM
Game Duration: 1:52
Attendance: 2,467

Officials: Michael McConnell, Natasha Camy, Teresa Luck

Arkansas - 77

Record: 14-5 (2-2)

| NO. | Name | Min | FG | 3P | FT | Rebounds | Fouls | TP | AS | TO | ST | Blocks | +/- |
|-----|---------------------|---------|-------|-----|-----|-----------|-------|----|----|----|----|--------|-----|
| | | | M-A | M-A | M-A | OR DR TOT | PF FD | | | | | BS BA | |
| 30 | Maryam Dauda | F 40:00 | 3-7 | 0-0 | 2-4 | 7 5 12 | 0 3 | 8 | 5 | 3 | 2 | 10 | 1 |
| 2 | Samara Spencer | G 39:24 | 11-29 | 2-7 | 7-8 | 2 12 14 | 3 7 | 31 | 3 | 7 | 2 | 0 | 2 |
| 4 | Saylor Poffenbarger | G 34:31 | 4-12 | 1-5 | 0-0 | 5 9 14 | 3 2 | 9 | 0 | 2 | 1 | 0 | 13 |
| 23 | Carly Keats | G 34:30 | 3-9 | 0-5 | 1-1 | 0 1 1 | 1 1 | 7 | 0 | 1 | 0 | 0 | 22 |
| 43 | Makayla Daniels | G 25:44 | 6-10 | 3-5 | 1-1 | 2 1 3 | 4 2 | 16 | 0 | 0 | 0 | 0 | -2 |

#SIDEBYSIDE



Official Basketball Box Score - Final
Kentucky at Arkansas
01/25/24 Bud Walton Arena, Fayetteville
2023-24 Women's Basketball

Game Time: 7:00 PM
Game Duration: 1:50
Attendance: 3,719

Officials: Puarani Spurlock-Welsh, Dee Kantner, Ashlee Goode

Kentucky - 61 Record: 9-11 (2-4)

| NO. | Name | Min | FG | 3P | FT | Rebounds | Fouls | TP | AS | TO | ST | Blocks | + |
|--------|----------------|---------|-------|------|-------|-----------|-------|----|----|----|----|--------|-------|
| | | | M-A | M-A | M-A | OR DR TOT | PF FD | | | | | BS BA | |
| 13 | Ajae Petty | F 28:42 | 3-8 | 0-0 | 0-2 | 3 13 16 | 2 2 | 6 | 2 | 3 | 1 | 0 | -14 |
| 0 | Brooklyn Miles | G 21:49 | 3-7 | 0-1 | 2-4 | 0 0 0 | 4 2 | 8 | 1 | 1 | 0 | 0 | -19 |
| 2 | Saniah Tyler | G 25:51 | 1-10 | 0-4 | 1-3 | 1 1 2 | 2 2 | 3 | 0 | 0 | 1 | 0 | -13 |
| 22 | Maddie Scherr | G 26:43 | 1-10 | 0-2 | 0-0 | 2 5 7 | 5 1 | 2 | 1 | 5 | 0 | 0 | -26 |
| 4 | Emma King | G 26:14 | 2-4 | 1-2 | 2-4 | 1 2 3 | 1 3 | 7 | 0 | 1 | 1 | 0 | -6 |
| 4 | Elniya Russell | 25:24 | 8-13 | 1-2 | 3-6 | 4 3 7 | 3 4 | 20 | 2 | 4 | 0 | 1 | -20 |
| 5 | Cassidy Rowe | 12:22 | 1-3 | 0-1 | 0-0 | 0 0 0 | 0 1 | 2 | 1 | 2 | 0 | 0 | 0 |
| 20 | Amiya Jenkins | 24:32 | 4-9 | 1-2 | 2-2 | 3 2 5 | 1 1 | 11 | 0 | 3 | 0 | 0 | -22 |
| 44 | Janae Walker | 08:23 | 1-1 | 0-0 | 0-2 | 1 1 2 | 1 1 | 2 | 0 | 2 | 0 | 0 | -15 |
| Team | | | | | | 5 1 6 | | 0 | 0 | | | | |
| Totals | | | 24-65 | 3-14 | 10-23 | 20 28 48 | 19 18 | 61 | 7 | 21 | 3 | 1 | 6 -27 |

Technical Fouls:NONE

| Shooting By Period | | | |
|---------------------|-------|-------|--|
| 1 st FG% | 4-13 | 30.8% | |
| 3PT% | 1-3 | 33.3% | |
| FT% | 1-1 | 100% | |
| 2 nd FG% | 6-16 | 37.5% | |
| 3PT% | 1-5 | 20.0% | |
| FT% | 0-2 | 0% | |
| 3 rd FG% | 8-20 | 40.0% | |
| 3PT% | 0-3 | 0.0% | |
| FT% | 7-12 | 58.3% | |
| 4 th FG% | 6-16 | 37.5% | |
| 3PT% | 1-3 | 33.3% | |
| FT% | 2-8 | 25% | |
| GM FG% | 24-65 | 36.9% | |
| 3PT% | 3-14 | 21.4% | |
| FT% | 10-23 | 43.5% | |

Dead Ball Rebounds: 5, 0

Arkansas - 88 Record: 15-6 (3-3)

| NO. | Name | Min | FG | 3P | FT | Rebounds | Fouls | TP | AS | TO | ST | Blocks | + |
|--------|----------------------------|---------|-------|-------|-------|-----------|-------|----|----|----|----|--------|------|
| | | | M-A | M-A | M-A | OR DR TOT | PF FD | | | | | BS BA | |
| 30 | Maryam Dauda | F 23:42 | 7-12 | 1-4 | 1-2 | 6 1 7 | 4 2 | 16 | 2 | 1 | 0 | 2 | 0 |
| 2 | Samara Spencer | G 29:29 | 4-15 | 1-5 | 4-4 | 1 6 7 | 5 5 | 13 | 4 | 3 | 1 | 0 | 15 |
| 20 | Karley Johnson | G 35:49 | 4-5 | 2-3 | 4-6 | 2 4 6 | 3 5 | 14 | 1 | 1 | 0 | 0 | 29 |
| 23 | Carly Keats | G 39:22 | 6-15 | 2-5 | 0-0 | 1 1 2 | 0 0 | 14 | 3 | 1 | 2 | 0 | 27 |
| 43 | Makayla Daniels | G 38:56 | 7-15 | 3-6 | 5-6 | 0 6 6 | 2 6 | 22 | 7 | 1 | 4 | 1 | 0 |
| 55 | Emmie Ellis | 16:18 | 2-3 | 1-2 | 0-0 | 0 1 1 | 2 0 | 5 | 0 | 1 | 0 | 2 | 0 |
| 34 | Jenna Lawrence | 14:39 | 1-3 | 0-2 | 0-0 | 1 4 5 | 2 1 | 2 | 1 | 1 | 0 | 1 | 9 |
| 10 | Cristina Sánchez Cerqueira | 01:46 | 1-1 | 0-0 | 0-0 | 0 0 1 | 1 0 | 2 | 0 | 0 | 0 | 0 | -1 |
| Team | | | | | | 2 5 7 | | 0 | 2 | | | | |
| Totals | | | 32-69 | 10-27 | 14-18 | 13 29 42 | 18 19 | 88 | 18 | 11 | 7 | 6 | 1 27 |

Technical Fouls:NONE

| Shooting By Period | | | |
|---------------------|-------|-------|--|
| 1 st FG% | 9-19 | 47.4% | |
| 3PT% | 3-7 | 42.9% | |
| FT% | 8-8 | 100% | |
| 2 nd FG% | 6-17 | 35.3% | |
| 3PT% | 2-6 | 33.3% | |
| FT% | 1-2 | 50% | |
| 3 rd FG% | 8-15 | 53.3% | |
| 3PT% | 3-6 | 60.0% | |
| FT% | 3-4 | 75% | |
| 4 th FG% | 9-18 | 50% | |
| 3PT% | 2-9 | 22.2% | |
| FT% | 2-4 | 50% | |
| GM FG% | 32-69 | 46.4% | |
| 3PT% | 10-27 | 37.0% | |
| FT% | 14-18 | 77.8% | |

Dead Ball Rebounds: 2, 0

| | | UK | ARK |
|--------------------------|---------------------------|---------------------------|-----|
| Biggest lead | 0 (1 st 10:00) | 29 (4 th 6:14) | |
| Best Scoring Run | 10 (2 nd 8:12) | 18 (1 st 3:17) | |
| Lead Changes | 0 | | |
| Times Tied | 0 | | |
| Time with Lead | 00:00 | 39:38 | |
| Points from | | UK | ARK |
| Turnovers | | 12 | 24 |
| Paint | | 34 | 40 |
| Second Chance | | 19 | 18 |
| Fast Breaks | | 8 | 3 |
| Bench | | 35 | 9 |
| Period by Period Scoring | | UK | ARK |
| | | 10 | 13 |
| | | 23 | 15 |
| | | 23 | 22 |
| | | 15 | 88 |



Official Basketball Box Score - Final
Arkansas at Missouri
01/26/24 Mizzou Arena, Columbia
2023-24 Women's Basketball

Game Time: 2:00 PM
Game Duration: 2:00
Attendance: 4,968

Officials: Tiffany Byrd, Bill Larance, Jeffrey Smith

Arkansas - 67 Record: 16-6 (4-3)

| NO. | Name | Min | FG | 3P | FT | Rebounds | Fouls | TP | AS | TO | ST | Blocks | + |
|--------|---------------------|---------|-------|-------|-------|-----------|-------|----|----|----|----|--------|-----|
| | | | M-A | M-A | M-A | OR DR TOT | PF FD | | | | | BS BA | |
| 30 | Maryam Dauda | F 29:05 | 3-7 | 1-1 | 0-0 | 1 3 4 | 4 1 | 7 | 2 | 4 | 1 | 4 | 0 |
| 2 | Samara Spencer | G 38:51 | 4-8 | 0-2 | 5-8 | 0 6 6 | 2 9 | 13 | 6 | 6 | 1 | 0 | 9 |
| 4 | Saylor Poffenbarger | G 37:42 | 8-13 | 8-11 | 0-0 | 0 9 9 | 3 1 | 24 | 2 | 4 | 1 | 0 | 12 |
| 23 | Carly Keats | G 05:35 | 0-1 | 0-1 | 0-0 | 0 1 1 | 1 0 | 0 | 0 | 0 | 0 | 0 | 2 |
| 43 | Makayla Daniels | G 40:00 | 4-12 | 1-6 | 4-4 | 2 1 3 | 2 5 | 13 | 1 | 1 | 2 | 1 | 9 |
| 20 | Karley Johnson | 34:25 | 2-7 | 1-4 | 2-2 | 2 1 3 | 1 1 | 7 | 0 | 1 | 0 | 0 | 7 |
| 34 | Jenna Lawrence | 08:39 | 1-1 | 1-1 | 0-0 | 1 2 3 | 2 1 | 3 | 0 | 0 | 2 | 1 | 0 |
| 55 | Emmie Ellis | 05:43 | 0-0 | 0-0 | 0-0 | 0 1 1 | 0 0 | 0 | 0 | 0 | 0 | 0 | 1 |
| Team | | | | | | 1 2 3 | | 0 | 0 | | | | |
| Totals | | | 22-49 | 12-26 | 11-14 | 7 26 33 | 15 18 | 67 | 11 | 16 | 7 | 6 | 1 9 |

Technical Fouls:NONE

| Shooting By Period | | | |
|---------------------|-------|-------|--|
| 1 st FG% | 5-14 | 35.7% | |
| 3PT% | 3-7 | 42.9% | |
| FT% | 0-0 | 0% | |
| 2 nd FG% | 6-12 | 50.0% | |
| 3PT% | 4-8 | 50.0% | |
| FT% | 0-0 | 0% | |
| 3 rd FG% | 5-10 | 50.0% | |
| 3PT% | 2-3 | 66.7% | |
| FT% | 8-10 | 80% | |
| 4 th FG% | 6-13 | 46.2% | |
| 3PT% | 3-8 | 37.5% | |
| FT% | 3-4 | 75% | |
| GM FG% | 22-49 | 44.9% | |
| 3PT% | 12-26 | 46.2% | |
| FT% | 11-14 | 78.6% | |

Dead Ball Rebounds: 1, 0

Missouri - 58 Record: 11-10 (2-6)

| NO. | Name | Min | FG | 3P | FT | Rebounds | Fouls | TP | AS | TO | ST | Blocks | + |
|--------|------------------|---------|-------|------|-----|-----------|-------|----|----|----|----|--------|------|
| | | | M-A | M-A | M-A | OR DR TOT | PF FD | | | | | BS BA | |
| 34 | Hannah Linthacum | F 12:32 | 1-3 | 1-2 | 0-2 | 1 1 2 | 2 2 | 3 | 0 | 2 | 0 | 1 | 0 |
| 43 | Hayley Frank | G 35:58 | 5-10 | 1-2 | 2-2 | 2 3 5 | 3 5 | 13 | 4 | 3 | 1 | 0 | 1 |
| 0 | Grace Slaughter | G 38:31 | 3-11 | 1-4 | 2-2 | 1 2 3 | 3 1 | 9 | 1 | 0 | 0 | 1 | -8 |
| 4 | Mama Dembele | G 30:27 | 0-6 | 0-1 | 0-0 | 0 3 3 | 2 0 | 0 | 4 | 1 | 2 | 0 | -3 |
| 24 | Ashton Judd | G 38:02 | 8-12 | 3-4 | 3-3 | 1 5 6 | 4 4 | 22 | 3 | 6 | 3 | 0 | 1 |
| 14 | Abby Feit | G 30:27 | 3-8 | 3-6 | 0-0 | 1 3 4 | 4 3 | 9 | 0 | 1 | 0 | 0 | -5 |
| 23 | Abbey Schreacke | 13:29 | 1-5 | 0-2 | 0-0 | 2 2 1 | 0 2 | 2 | 1 | 0 | 0 | 0 | 2 |
| 5 | Hike Feldrape | 00:34 | 0-0 | 0-0 | 0-0 | 0 0 0 | 0 0 | 0 | 0 | 0 | 0 | 0 | -2 |
| 20 | Sarah Linthacum | 00:00 | 0-0 | 0-0 | 0-0 | 0 0 0 | 0 0 | 0 | 0 | 0 | 0 | 0 | 0 |
| Team | | | | | | 3 3 6 | | 0 | 1 | | | | |
| Totals | | | 21-55 | 9-21 | 7-9 | 9 22 31 | 18 15 | 58 | 13 | 14 | 6 | 1 | 6 -9 |

Technical Fouls:NONE

| Shooting By Period | | | |
|---------------------|-------|-------|--|
| 1 st FG% | 7-15 | 46.7% | |
| 3PT% | 4-7 | 57.1% | |
| FT% | 0-0 | 0% | |
| 2 nd FG% | 3-8 | 37.5% | |
| 3PT% | 2-3 | 66.7% | |
| FT% | 2-2 | 100% | |
| 3 rd FG% | 7-17 | 41.2% | |
| 3PT% | 3-6 | 50.0% | |
| FT% | 3-5 | 60% | |
| 4 th FG% | 4-15 | 26.7% | |
| 3PT% | 0-5 | 0.0% | |
| FT% | 2-2 | 100% | |
| GM FG% | 21-55 | 38.2% | |
| 3PT% | 9-21 | 42.9% | |
| FT% | 7-9 | 77.8% | |

Dead Ball Rebounds: 1, 0

| | | ARK | Mizzou |
|--------------------------|---------------------------|--------------------------|--------|
| Biggest lead | 11 (4 th 0:21) | 5 (1 st 0:41) | |
| Best Scoring Run | 7 (3 rd 6:15) | 7 (1 st 0:41) | |
| Lead Changes | 14 | | |
| Times Tied | 7 | | |
| Time with Lead | 24:31 | 11:42 | |
| Points from | | ARK | Mizzou |
| Turnovers | | 14 | 7 |
| Paint | | 18 | 16 |
| Second Chance | | 6 | 7 |
| Fast Breaks | | 0 | 0 |
| Bench | | 10 | 11 |
| Period by Period Scoring | | ARK | Mizzou |
| | | 13 | 16 |
| | | 20 | 18 |
| | | 20 | 10 |
| | | 18 | 58 |



Official Basketball Box Score - Final
Alabama at Arkansas
02/01/24 Bud Walton Arena, Fayetteville
2023-24 Women's Basketball

Game Time: 8:00 PM
Game Duration: 1:48
Attendance: 2,756

Officials: Angelica Sutfren, Eric J Brewton, Nykeshia Thompson

Alabama - 86 Record: 17-6 (4-4)

| NO. | Name | Min | FG | 3P | FT | Rebounds | Fouls | TP | AS | TO | ST | Blocks | + |
|--------|---------------------|---------|-------|-------|-------|-----------|-------|----|----|----|----|--------|------|
| | | | M-A | M-A | M-A | OR DR TOT | PF FD | | | | | BS BA | |
| 21 | Essence Cody | F 31:17 | 6-10 | 0-1 | 0-0 | 4 3 7 | 4 0 | 12 | 0 | 2 | 0 | 1 | 20 |
| 0 | Loyal McQueen | G 28:09 | 0-7 | 0-3 | 2-2 | 0 1 1 | 1 3 | 2 | 6 | 2 | 2 | 0 | 1 5 |
| 3 | Sarah Ashlee Barker | G 35:49 | 8-12 | 3-5 | 6-9 | 2 9 11 | 2 7 | 25 | 4 | 3 | 3 | 0 | 22 |
| 23 | Jessica Timmons | G 28:01 | 4-10 | 2-4 | 2-2 | 0 7 7 | 1 3 | 12 | 4 | 2 | 0 | 0 | 1 16 |
| 32 | Aaliyah Nye | G 33:04 | 5-11 | 3-7 | 2-3 | 1 2 3 | 3 2 | 15 | 1 | 3 | 1 | 2 | 11 |
| 13 | JeAnna Cunningham | 05:25 | 0-0 | 0-0 | 0-0 | 0 1 1 | 2 0 | 0 | 0 | 1 | 0 | 0 | -1 |
| 42 | Meg Newman | 01:22 | 0-0 | 0-0 | 0-0 | 0 0 0 | 0 0 | 0 | 0 | 0 | 0 | 0 | -2 |
| 55 | DeiJanae Williams | 07:42 | 1-2 | 0-1 | 2-2 | 0 0 0 | 1 1 | 4 | 0 | 0 | 0 | 0 | 4 |
| 22 | Karley Weathers | 25:04 | 6-8 | 4-6 | 0-0 | 3 7 10 | 2 1 | 16 | 4 | 0 | 0 | 1 | 10 |
| 31 | Naomi Jones | 03:18 | 0-0 | 0-0 | 0-0 | 0 0 0 | 1 0 | 0 | 0 | 3 | 0 | 0 | -3 |
| 5 | Reychel Douglas | 00:49 | 0-0 | 0-0 | 0-0 | 0 0 0 | 0 0 | 0 | 0 | 0 | 0 | 0 | -2 |
| Team | | | | | | 2 4 6 | | 0 | 0 | | | | |
| Totals | | | 30-60 | 12-27 | 14-18 | 12 34 46 | 17 17 | 86 | 19 | 16 | 6 | 3 | 4 16 |

Technical Fouls:NONE

| Shooting By Period | | | |
|---------------------|-------|-------|--|
| 1 st FG% | 7-16 | 43.8% | |
| 3PT% | 3-7 | 42.9% | |
| FT% | 3-4 | 75% | |
| 2 nd FG% | 8-13 | 61.5% | |
| 3PT% | 2-5 | 40.0% | |
| FT% | 5-6 | 83.3% | |
| 3 rd FG% | 10-19 | 52.6% | |
| 3PT% | 5-8 | 62.5% | |
| FT% | 3-3 | 100% | |
| 4 th FG% | 5-12 | 41.7% | |
| 3PT% | 2-7 | 28.6% | |
| FT% | 3-5 | 60% | |
| GM FG% | 30-60 | 50.0% | |
| 3PT% | 12-27 | 44.4% | |
| FT% | 14-18 | 77.8% | |



Official Basketball Box Score - Final
Arkansas at Florida
02/08/24 Exactech Arena at Stephen C. O'Connell Center, Gainesville
2023-24 Women's Basketball

Officials: Michael McConnell, Natasha Camy, Kevin Pethel

Game Time: 6:00 PM
Game Duration: 1:54
Attendance: 1,407

Arkansas - 81

Record: 17-8 (5-5)

| NO. Name | Min | FG M-A | 3P M-A | FT M-A | Rebounds OR DR TOT | Fouls PF FD | TP | AS | TO | ST | Blocks BS BA | +/- |
|-----------------------|---------|-----------|-----------|-----------|-----------------------|----------------|----|----|----|----|-----------------|-----|
| 30 Maryam Dauda | F 29:33 | 1-4 | 1-1 | 2-2 | 2 7 9 | 3 2 | 5 | 0 | 4 | 0 | 1 2 | -13 |
| 0 Taliah Scott | G 39:01 | 6-19 | 2-10 | 6-6 | 0 2 2 | 4 4 | 20 | 2 | 3 | 0 | 0 0 | -3 |
| 2 Samara Spencer | G 38:35 | 3-9 | 0-2 | 7-7 | 2 1 3 | 1 8 | 13 | 4 | 3 | 2 | 0 1 | -8 |
| 4 Saylor Poffenbarger | G 34:33 | 6-12 | 3-7 | 0-0 | 2 10 12 | 1 0 | 15 | 1 | 3 | 1 | 0 0 | -7 |
| 43 Makayla Daniels | G 37:21 | 8-12 | 5-6 | 5-5 | 1 2 3 | 4 4 | 26 | 3 | 1 | 2 | 0 0 | 0 |
| 20 Karley Johnson | 17:55 | 0-0 | 0-0 | 0-0 | 1 1 2 | 2 0 | 3 | 0 | 0 | 0 | 0 0 | 9 |
| 55 Emrie Ellis | 03:03 | 1-2 | 0-1 | 0-0 | 1 1 2 | 0 0 | 2 | 0 | 2 | 0 | 0 0 | 2 |
| Team | | | | | 0 1 1 | | 0 | | 1 | | | |
| Totals | | 25-58 | 11-27 | 20-20 | 9 25 34 | 14 18 | 81 | 13 | 17 | 5 | 1 3 | -4 |

Technical Fouls:NONE

| Shooting By Period | |
|---------------------|--------------|
| 1 st FG% | 4-16 25.0% |
| 3PT% | 3-9 33.3% |
| FT% | 2-2 100% |
| 2 nd FG% | 11-17 64.7% |
| 3PT% | 5-9 55.6% |
| FT% | 8-8 100% |
| 3 rd FG% | 6-11 54.5% |
| 3PT% | 2-4 50.0% |
| FT% | 9-9 100% |
| 4 th FG% | 4-14 28.6% |
| 3PT% | 1-5 20.0% |
| FT% | 1-1 100% |
| GM FG% | 25-58 43.1% |
| 3PT% | 11-27 40.7% |
| FT% | 20-20 100.0% |

Dead Ball Rebounds: 0, 1

Florida - 85

Record: 12-9 (3-6)

| NO. Name | Min | FG M-A | 3P M-A | FT M-A | Rebounds OR DR TOT | Fouls PF FD | TP | AS | TO | ST | Blocks BS BA | +/- |
|----------------------|---------|-----------|-----------|-----------|-----------------------|----------------|----|----|----|----|-----------------|-----|
| 25 Faith Dut | F 24:25 | 3-7 | 1-1 | 0-0 | 4 4 8 | 4 1 | 7 | 1 | 3 | 1 | 0 0 | 4 |
| 4 Zipporah Broughton | G 28:18 | 4-7 | 2-3 | 3-3 | 1 2 3 | 2 3 | 13 | 3 | 1 | 0 | 0 0 | 8 |
| 0 Alberte Rimdal | G 32:09 | 3-11 | 2-6 | 0-0 | 0 0 0 | 4 0 | 8 | 3 | 2 | 0 | 0 0 | -1 |
| 13 Larla Reynolds | G 12:43 | 1-1 | 0-0 | 0-0 | 0 1 1 | 2 1 | 2 | 2 | 0 | 0 | 1 0 | 14 |
| 20 Jeriah Warren | G 26:21 | 4-10 | 2-3 | 2-2 | 6 7 13 | 2 2 | 12 | 2 | 1 | 0 | 0 1 | 5 |
| 2 Aliyah Matharu | 25:45 | 6-17 | 1-4 | 4-4 | 0 3 3 | 2 5 | 17 | 0 | 3 | 2 | 0 1 | 1 |
| 23 Leilani Correa | 33:14 | 9-15 | 2-4 | 0-0 | 1 2 3 | 0 0 | 20 | 2 | 0 | 1 | 0 0 | -1 |
| 21 Erin Kindred | 08:51 | 1-2 | 0-0 | 1-2 | 2 3 5 | 2 1 | 3 | 0 | 1 | 0 | 0 0 | 5 |
| 9 Alexia Dizeko | 02:05 | 0-1 | 0-0 | 0-0 | 0 0 0 | 0 0 | 0 | 0 | 0 | 0 | 0 0 | -7 |
| 6 Kenza Salgues | 06:09 | 1-1 | 1-1 | 0-0 | 0 0 0 | 1 0 | 3 | 0 | 0 | 0 | 0 0 | -8 |
| Team | | | | | 0 2 2 | | 0 | | 0 | | | |
| Totals | | 32-72 | 11-22 | 10-11 | 15 24 39 | 18 14 | 85 | 13 | 13 | 6 | 3 1 | 4 |

Technical Fouls:NONE

| Shooting By Period | |
|---------------------|-------------|
| 1 st FG% | 6-20 30.0% |
| 3PT% | 2-4 50.0% |
| FT% | 4-4 100% |
| 2 nd FG% | 9-15 60.0% |
| 3PT% | 3-4 75.0% |
| FT% | 3-4 75% |
| 3 rd FG% | 6-18 33.3% |
| 3PT% | 3-7 42.9% |
| FT% | 0-0 0% |
| 4 th FG% | 9-19 47.4% |
| 3PT% | 3-7 42.9% |
| FT% | 3-3 100% |
| GM FG% | 32-72 44.4% |
| 3PT% | 11-22 50.0% |
| FT% | 10-11 90.9% |

Dead Ball Rebounds: 0, 0

| UA | | Gators | | Points from | | Period by Period Scoring | |
|------------------|---------------------------|---------------------------|---------------|-------------|----|--------------------------|----------------|
| Biggest lead | 10 (3 rd 1:30) | 9 (1 st 2:42) | Turnovers | 19 | 20 | 1st | 2nd |
| Best Scoring Run | 9 (3 rd 4:35) | 11 (1 st 2:42) | Paint | 26 | 40 | 3rd | 4th |
| Lead Changes | 10 | | Second Chance | 13 | 16 | TOT | |
| Times Tied | 9 | | Fast Breaks | 9 | 8 | UA | 13 35 23 10 81 |
| Time with Lead | 14:28 | 21:00 | Bench | 2 | 43 | Gators | 22 24 15 24 85 |

#SIDEBYSIDE



Official Basketball Box Score - Final
Arkansas at Tennessee
02/12/24 Food City Center, Knoxville, Tennessee
2023-2024 Women's Basketball

Officials: Maj Forsberg, Cameron Inouye, Maggie Tieman

Game Time: 7:02 PM
Game Duration: 1:42
Attendance: 8,161

Arkansas - 55

Record: 17-9 (5-6)

| NO. Name | Min | FG M-A | 3P M-A | FT M-A | Rebounds OR DR TOT | Fouls PF FD | TP | AS | TO | ST | Blocks BS BA | +/- |
|-------------------------------|---------|-----------|-----------|-----------|-----------------------|----------------|----|----|----|----|-----------------|-----|
| 30 Maryam Dauda | F 26:17 | 4-13 | 2-9 | 0-1 | 1 4 5 | 4 1 | 10 | 2 | 1 | 0 | 0 0 | -21 |
| 0 Taliah Scott | G 39:36 | 10-27 | 3-14 | 0-0 | 0 2 2 | 1 5 | 23 | 2 | 1 | 2 | 0 1 | -24 |
| 2 Samara Spencer | G 37:26 | 3-8 | 0-2 | 3-4 | 0 3 3 | 2 3 | 9 | 4 | 3 | 2 | 0 1 | -25 |
| 4 Saylor Poffenbarger | G 23:04 | 1-5 | 0-2 | 0-0 | 0 7 7 | 3 0 | 2 | 0 | 1 | 1 | 0 0 | -14 |
| 43 Makayla Daniels | G 38:10 | 3-12 | 2-4 | 0-0 | 1 6 7 | 1 5 | 8 | 1 | 4 | 2 | 1 1 | -23 |
| 20 Karley Johnson | 10:43 | 0-0 | 0-0 | 0-0 | 0 0 0 | 3 1 | 0 | 0 | 0 | 1 | 0 0 | -17 |
| 34 Jenna Lawrence | 11:01 | 1-3 | 1-3 | 0-0 | 1 1 2 | 2 0 | 3 | 0 | 0 | 0 | 0 0 | -1 |
| 55 Emrie Ellis | 09:40 | 0-0 | 0-0 | 0-0 | 0 0 0 | 3 0 | 0 | 0 | 1 | 1 | 0 0 | -2 |
| 10 Cristina Sánchez Cerqueira | 04:03 | 0-1 | 0-1 | 0-0 | 0 0 0 | 0 0 | 0 | 0 | 0 | 0 | 1 0 | -3 |
| Team | | | | | 1 2 3 | | 0 | | 0 | | | |
| Totals | | 22-69 | 8-35 | 3-5 | 4 25 29 | 19 15 | 55 | 9 | 11 | 8 | 5 3 | -26 |

Technical Fouls:NONE

| Shooting By Period | |
|---------------------|-------------|
| 1 st FG% | 5-18 27.8% |
| 3PT% | 3-9 33.3% |
| FT% | 0-0 0% |
| 2 nd FG% | 4-20 20.0% |
| 3PT% | 3-12 25.0% |
| FT% | 0-0 0% |
| 3 rd FG% | 6-17 35.3% |
| 3PT% | 1-8 12.5% |
| FT% | 0-1 0% |
| 4 th FG% | 7-14 50.0% |
| 3PT% | 1-6 16.7% |
| FT% | 3-4 75% |
| GM FG% | 22-69 31.9% |
| 3PT% | 8-35 22.9% |
| FT% | 3-5 60.0% |

Dead Ball Rebounds: 2, 0

Tennessee - 81

Record: 15-6 (8-3)

| NO. Name | Min | FG M-A | 3P M-A | FT M-A | Rebounds OR DR TOT | Fouls PF FD | TP | AS | TO | ST | Blocks BS BA | +/- |
|-------------------------|---------|-----------|-----------|-----------|-----------------------|----------------|----|----|----|----|-----------------|-----|
| 1 Sara Puckett | F 21:13 | 1-4 | 0-3 | 0-0 | 0 2 2 | 2 0 | 2 | 1 | 2 | 2 | 0 0 | 13 |
| 2 Rickea Jackson | F 30:55 | 7-17 | 1-2 | 6-8 | 0 9 9 | 1 9 | 21 | 2 | 2 | 0 | 0 1 | 18 |
| 20 Tamari Key | C 17:10 | 3-0 | 0-0 | 0-0 | 2 2 4 | 1 0 | 6 | 0 | 0 | 0 | 2 0 | 11 |
| 0 Jewel Spear | G 31:14 | 3-7 | 3-4 | 4-4 | 3 5 8 | 1 13 | 13 | 7 | 4 | 1 | 1 2 | 33 |
| 15 Jasmine Powell | G 27:36 | 4-12 | 1-2 | 0-0 | 3 4 7 | 2 1 | 9 | 4 | 2 | 1 | 0 1 | 23 |
| 5 Kaiya Wynn | 11:52 | 1-2 | 0-0 | 0-0 | 0 3 3 | 5 0 | 2 | 2 | 2 | 1 | 0 0 | 1 |
| 21 Tess Darby | 21:56 | 2-6 | 1-2 | 0-0 | 1 5 6 | 0 5 | 0 | 1 | 0 | 0 | 0 0 | 8 |
| 11 Karoline Striplin | 09:05 | 2-4 | 1-1 | 0-0 | 1 1 2 | 1 0 | 5 | 0 | 1 | 0 | 0 0 | 8 |
| 53 Jillian Hollingshead | 22:50 | 4-6 | 0-0 | 6-7 | 3 7 10 | 1 5 | 14 | 3 | 3 | 0 | 0 0 | 15 |
| 13 Avery Strickland | 06:09 | 1-2 | 1-1 | 1-2 | 0 0 0 | 1 1 | 4 | 0 | 0 | 0 | 0 1 | 0 |
| Team | | | | | 3 3 6 | | 0 | | 0 | | | |
| Totals | | 28-67 | 8-15 | 17-21 | 16 41 57 | 15 19 | 81 | 19 | 16 | 5 | 3 5 | 26 |

Technical Fouls:NONE

| HOGS | | TENN | | Points from | | Period by Period Scoring | |
|------------------|---------------------------|---------------------------|---------------|-------------|----|--------------------------|----------------|
| Biggest lead | 0 (1 st 10:00) | 27 (4 th 1:10) | Turnovers | 8 | 14 | 1st | 2nd |
| Best Scoring Run | 6 (2 nd 7:55) | 12 (1 st 7:10) | Paint | 16 | 34 | 3rd | 4th |
| Lead Changes | 0 | | Second Chance | 3 | 15 | TOT | |
| Times Tied | 0 | | Fast Breaks | 16 | 23 | HOGS | 13 11 13 18 55 |
| Time with Lead | 00:00 | 39:33 | Bench | 3 | 30 | TENN | 27 13 23 18 81 |

Dead Ball Rebounds: 2, 2



Official Basketball Box Score - Final
Missouri at Arkansas
02/18/24 Bud Walton Arena, Fayetteville
2023-24 Women's Basketball

Officials: Michael McConnell, Ily Seales, Brian Garland

Game Time: 3:00 PM
Game Duration: 1:44
Attendance: 5,927

Missouri - 68

Record: 11-14 (2-10)

| NO. Name | Min | FG M-A | 3P M-A | FT M-A | Rebounds OR DR TOT | Fouls PF FD | TP | AS | TO | ST | Blocks BS BA | +/- |
|---------------------|---------|-----------|-----------|-----------|-----------------------|----------------|-----|----|----|----|-----------------|-----|
| 43 Hayley Frank | F 33:09 | 7-17 | 4-11 | 4-4 | 1 5 6 | 4 4 | 22 | 2 | 3 | 0 | 0 1 | -4 |
| 0 Grace Slaughter | G 36:15 | 5-10 | 0-3 | 0-0 | 1 2 3 | 0 0 | 10 | 2 | 3 | 0 | 1 1 | 0 |
| 4 Mama Dembele | G 34:43 | 4-10 | 2-5 | 3-4 | 0 7 7 | 4 3 | 13 | 5 | 2 | 2 | 0 1 | 5 |
| 23 Abbey Scheckle | G 31:27 | 3-8 | 2-7 | 1-1 | 0 2 2 | 2 2 | 1 9 | 6 | 1 | 0 | 0 0 | -2 |
| 24 Ashton Judd | G 35:43 | 5-10 | 2-5 | 0-1 | 0 6 6 | 4 2 | 12 | 0 | 3 | 1 | 1 0 | -6 |
| 14 Abby Feit | 07:44 | 0-1 | 0-1 | 0-0 | 0 0 0 | 0 0 | 0 | 0 | 0 | 0 | 0 0 | -3 |
| 5 Hilke Feldrappe | 12:38 | 1-3 | 0-2 | 0-0 | 0 1 1 | 0 1 | 2 | 0 | 0 | 0 | 0 0 | -11 |
| 34 Hannah Linthacum | 07:56 | 0-0 | 0-0 | 0-0 | 0 1 1 | 1 0 | 0 | 0 | 2 | 0 | 0 0 | -13 |
| 20 Sarah Linthacum | 00:25 | 0-0 | 0-0 | 0-0 | 0 0 0 | 0 0 | 0 | 0 | 0 | 0 | 0 0 | -1 |
| Team | | | | | 2 3 5 | | 0 | | 0 | | | |
| Totals | | 25-59 | 10-34 | 8-10 | 4 27 31 | 19 11 | 68 | 15 | 14 | 3 | 2 3 | -7 |

Technical Fouls:NONE

| Shooting By Period | |
|---------------------|-------------|
| 1 st FG% | 10-17 58.8% |
| 3PT% | 5-10 50.0% |
| FT% | 0-0 0% |
| 2 nd FG% | 4-13 30.8% |
| 3PT% | 1-8 12.5% |
| FT% | 2-2 100% |
| 3 rd FG% | 2-11 18.2% |
| 3PT% | 0-5 0.0% |
| FT% | 4-5 80% |
| 4 th FG% | 9-18 50.0% |
| 3PT% | 4-11 36.4% |
| FT% | 2-3 66.7% |
| GM FG% | 25-59 42.4% |
| 3PT% | 10-34 29.4% |
| FT% | 8-10 80.0% |

Dead Ball Rebounds: 1, 0

Arkansas - 75

Record: 18-9 (6-6)

| NO. Name | Min | FG M-A | 3P M-A | FT M-A | Rebounds OR DR TOT | Fouls PF FD | TP | AS | TO | ST | Blocks BS BA | +/- |
|-----------------------|---------|-----------|-----------|-----------|-----------------------|----------------|----|----|----|----|-----------------|-----|
| 30 Maryam Dauda | F 35:45 | 8-12 | 0-0 | 2-3 | 2 3 5 | 3 4 | 18 | 4 | 3 | 1 | 2 0 | 9 |
| 2 Samara Spencer | G 37:16 | 4-13 | 1-5 | 5-8 | 1 4 5 | 5 4 | 14 | 6 | 4 | 0 | 0 1 | 10 |
| 4 Saylor Poffenbarger | G 38:56 | 5-10 | 3-7 | 0-0 | 1 10 11 | 3 1 | 13 | 2 | 2 | 1 | 1 0 | 2 |
| 20 Karley Johnson | G 28:49 | 2-3 | 1-2 | 0-0 | 1 3 4 | 1 2 | 5 | 0 | 0 | 1 | 0 0 | -2 |
| 43 Makayla Daniels | G 31:48 | 5-11 | 0-2 | 4-5 | 1 5 6 | 2 7 | 14 | 2 | 2 | 1 | 0 0 | 3 |
| 23 Carly Keats | 25:11 | 4-9 | 2-4 | 1-1 | 0 1 1 | 0 1 | 11 | 0 | 1 | 0 | 0 0 | 15 |
| 55 Emrie Ellis | 04:15 | 0-1 | 0-0 | 0-0 | 0 1 1 | 0 0 | 0 | 0 | 0 | 0 | 0 1 | -2 |
| Team | | | | | 0 2 2 | | 0 | | 0 | | | |
| Totals | | 28-59 | 7-20 | 12-17 | 6 29 35 | 11 19 | 75 | 14 | 12 | 4 | 3 2 | 7 |

Technical Fouls:NONE



Officials: Roy Gulbeyan, Toni Patillo, Jeffrey Smith

Record: 20-8 (7-7)

| Arkansas - 53 | | | Record: 18-11 (6-8) | | | | | | | | | | | | | | | | | | | | |
|---|---------------------|---------|---------------------|------|-------|----|----|----|----------|----|----|----|-------|----|----|----|----|--------|-----|--------------------|------|-------|-----|
| NO. | Name | Min | F | M | A | FG | 3P | FT | Rebounds | OR | DR | TR | Fouls | TP | AS | TO | ST | Blocks | +/- | Shooting By Period | | | |
| | | | 1 | 2 | 3 | 1 | 2 | 3 | 1 | 2 | 3 | 4 | 1 | 2 | 3 | 4 | 5 | BS | BA | 1st | 2nd | 3rd | 4th |
| 30 | Maryam Dauda | F 27:18 | 1-6 | 1-4 | 0-0 | 0 | 2 | 2 | 4 | 1 | 3 | 0 | 6 | 1 | 1 | 1 | 0 | 13 | | 1st FG% | 4-15 | 26.7% | |
| 2 | Samara Spencer | G 40:00 | 7-21 | 1-7 | 4-7 | 0 | 5 | 5 | 2 | 5 | 19 | 2 | 3 | 2 | 0 | 1 | -9 | | | 3PT% | 2-9 | 22.2% | |
| 4 | Saylor Poffenberger | G 32:07 | 1-8 | 1-8 | 4-7 | 0 | 12 | 12 | 3 | 5 | 4 | 1 | 3 | 1 | 0 | 0 | -5 | | | 2nd FG% | 0-2 | 0% | |
| 20 | Karley Johnson | G 28:12 | 2-5 | 1-4 | 2-4 | 0 | 3 | 3 | 4 | 2 | 7 | 0 | 1 | 1 | 0 | 0 | -5 | | | 3PT% | 5-9 | 55.6% | |
| 43 | Makayla Daniels | G 27:10 | 2-5 | 1-4 | 0-0 | 0 | 1 | 1 | 4 | 4 | 5 | 2 | 1 | 1 | 0 | 0 | -9 | | | 1st FG% | 2-5 | 40.0% | |
| 23 | Karly Keats | 29:50 | 4-9 | 2-3 | 3-3 | 0 | 1 | 1 | 0 | 1 | 13 | 0 | 0 | 1 | 0 | 0 | -4 | | | 3rd FG% | 4-14 | 28.6% | |
| 55 | Emmie Ellis | 12:42 | 0-0 | 0-0 | 2-2 | 0 | 1 | 2 | 1 | 2 | 0 | 0 | 0 | 0 | 0 | 0 | -4 | | | 3PT% | 2-9 | 22.2% | |
| 34 | Jenna Lawrence | 02:41 | 0-0 | 0-0 | 0-0 | 0 | 1 | 1 | 0 | 0 | 0 | 0 | 0 | 0 | 0 | 0 | -4 | | | 1st FG% | 6-7 | 85.7% | |
| Team | | | | | | 0 | 2 | 2 | 0 | 0 | 0 | 0 | 0 | 0 | 0 | 0 | -4 | | | 4th FG% | 4-16 | 25.0% | |
| Totals | | | 17-54 | 7-30 | 12-18 | 3 | 28 | 31 | 18 | 18 | 53 | 5 | 14 | 7 | 1 | 1 | -9 | | | 3PT% | 1-7 | 14.3% | |
| Technical Fouls: Coach 2*0.58Daniels 3*5.15Dauda 3*4.14Daniels 3*4.14 | | | | | | | | | | | | | | | | | | | | | | | |
| FT%: 5-7 71.4% | | | | | | | | | | | | | | | | | | | | | | | |

| | VANDY | ARK | Points from | VANDY | ARK | Period by Period Scoring | | | | | |
|------------------|---------------------------|--------------------------|---------------|-------|-----|--------------------------|-----|-----|-----|-----|-----|
| Biggest lead | 10 (3 rd 3:12) | 3 (1 st 8:22) | Turnovers | 13 | 15 | VANDY | 1st | 2nd | 3rd | 4th | TOT |
| Best Scoring Run | 8(3 rd 3:12) | 7(2 nd 5:25) | Time | 26 | 16 | | 12 | 12 | 24 | 14 | 62 |
| Lead Changes | | 7 | Second Chance | 14 | 5 | | | | | | |
| Times Tied | 6 | | Fast Breaks | 6 | 1 | ARK | 10 | 13 | 16 | 14 | 53 |
| Time with Lead | 28:25 | 05:18 | Bench | 25 | 15 | | | | | | |

TV/RADIO CHART



Taliah Scott

Fr. | G | FR | 5-9
Orange Park, Fla.
St. Johns Country Day
Major: History

0

| GP-GS | PPG | RPG | APG | MPG |
|---|------------|-----------|-----------|----------|
| 20-19 | 22.1 | 3.3 | 1.5 | 36.4 |
| Season Highs: | 24 (11/17) | 6 (12/21) | 4 (12/31) | 40 (2/4) |
| Career Highs: | Same | | | |
| <ul style="list-style-type: none"> Averaged 25.3 PPG in her past three game appearances, missed past three games due to serious family issue Tied SEC Freshman of the Week record at Arkansas with five Logged 29 points vs. ULM, most by a freshman in Arkansas debut Was leading SEC in points/gm and only player to average 20.0+ PPG doesn't show up on stats due to playing less than 75 percent of games No. 11 ranked 2023 player in the country and five-star prospect Named McDonald's All-American and Florida Gatorade POY | | | | |



Samara Spencer

Jr. | G | 2L | 5-7
Fort Lauderdale, Fla.
St. Thomas Aquinas
Major: Rec & Sport Management

2

| GP-GS | PPG | RPG | APG | MPG |
|---|--------------|-----------|--------------|--------------|
| 29-29 | 14.2 | 4.7 | 3.6 | 34.4 |
| Season Highs: | 31 (1/14) | 14 (1/14) | 7 (1/21) | 40 (2/25) |
| Career Highs: | 32 (12/4/22) | 14 (1/14) | 11 (3/16/23) | 43 (1/29/23) |
| <ul style="list-style-type: none"> Logged 19 points, five rebounds & two assists in 40 minutes vs. Vandy First in minutes/gm (45.5), second in FTM (113) & third FTA (152) in the SEC In SEC games, second in minutes/gm (37.3), fifth in assists/gm (4.1) & 10th in scoring (16.6) Became 33rd member of 1K club at Arkansas w/ 15 points at FSU No. 11 in career assists (354) & No. 18 in career scoring (1,322) Leading returning scorer w/ 14.4 PPG and a team-leading 154 assists 2022 SEC Freshman of the Year, first for Arkansas since 2009 | | | | |



Saylor Poffenbarger

R-So. | G | 1L/TR | 6-2
Middletown, Md.
Middletown/UConn
Major: Communications

4

| GP-GS | PPG | RPG | APG | MPG |
|---|-----------|-----------|--------------|--------------|
| 28-28 | 10.5 | 11.8 | 1.6 | 32.2 |
| Season Highs: | 24 (1/28) | 23 (1/30) | 4 (1/7) | 40 (1/11) |
| Career Highs: | 24 (1/28) | 23 (1/30) | 6 (11/26/22) | 43 (1/29/23) |
| <ul style="list-style-type: none"> Logged four points and 12 defensive rebounds vs. Vanderbilt Matched career-high 24 points off eight 3-pointers, second most in a game in school history at Missouri Has logged four 19+ rebound games & has nine double-doubles Broke single-game record in rebounds w/ 23 at #15 FSU Leads SEC in def. rebounds/gm (9.8) & second in rebounds/gm, second & fifth in NCAA, & 330 boards is second most in school history No. 2 in career defensive rebounds in school history (501) Tabbed to All-SEC Freshman Team and five-time SEC FOW | | | | |



Bea Franklin

Gr. | G | GR | 5-10
Seattle, Wash.
Seattle Prep
Major: Nursing

8

| GP-GS | PPG | RPG | APG | MPG |
|--|------|----------|-----|----------|
| 3-0 | 0.0 | 0.3 | 0.0 | 2.9 |
| Season Highs: | N/A | 1 (12/7) | N/A | 5 (12/7) |
| Career Highs: | Same | | | |
| <ul style="list-style-type: none"> Drafted third round, No. 41 overall, to Chicago Red Stars in NWSL, has been at training camp for past month Made SEC debut on basketball court w/ 2.5 minutes vs. Georgia Three-sport athlete in HS (soccer, pball and tennis) Led Seattle Prep to 20-9 record, 12-4 in 3A Metro in 2016-17 On soccer pitch, named 2023 SEC Midfielder of the Year and SEC Scholar Athlete of the Year Named All-American in grad season, leading Hogs in goals (9), assists (9) and points, and two-time All-SEC recipient | | | | |



Cristina Sanchez Cerqueira

Fr. | F | FR | 6-1
Granada, Spain
Segle XXI
Major: Kinesiology

10

| GP-GS | PPG | RPG | APG | MPG |
|--|----------|-----------|-----------|-----------|
| 16-0 | 0.6 | 1.1 | 0.1 | 4.8 |
| Season Highs: | 2 (1/25) | 3 (12/31) | 1 (11/20) | 11 (12/7) |
| Career Highs: | Same | | | |
| <ul style="list-style-type: none"> Had one block and played four minutes at Tennessee Has scored in five games and pulled down 2+ rebounds in five A member of the Spanish National Team Played at FIBA U18 3x3 World Cup in Hungary and European Youth Olympic Festival 3x3 in Slovenia With Segle XXI, played in 26 games during the 2022-23 season to average 6.4 points, 5.4 rebounds and 1.3 steals per game | | | | |



Karley Johnson

So. | G | 1L | 5-9
Oklahoma City, Okla.
Mustang
Major: Family Science

20

| GP-GS | PPG | RPG | APG | MPG |
|--|-----------|----------|---------|-----------|
| 17-5 | 3.2 | 1.7 | 0.3 | 17.1 |
| Season Highs: | 6 (1/25) | 6 (1/25) | 3 (2/8) | 36 (1/25) |
| Career Highs: | 14 (1/25) | 6 (1/25) | 3 (2/8) | 36 (1/25) |
| <ul style="list-style-type: none"> Coming off fifth start with seven points, three rebounds and one steal vs. Vanderbilt Tallied seven points & three rebounds in 34.5 minutes off the bench at Missouri Earned first start w/ 14 points & six rebounds in 36 minutes vs. Kentucky Has played in 13 of the team's 14 SEC games this season Appeared in 10 games as a true freshman Tabbed a 2022 McDonald's All-American nominee | | | | |



Loren Lindsey

So. | G | 1L | 5-11
Fayetteville, Ark.
Fayetteville
Major: Finance

21

| GP-GS | PPG | RPG | APG | MPG |
|--|-----|-------------|--------------|-----------|
| 1-0 | 0.0 | 0.0 | 1.0 | 3.6 |
| Season Highs: | N/A | N/A | 1 (1/14) | 3 (11/14) |
| Career Highs: | N/A | 1 (3/16/23) | 5 (11/20/22) | |
| <ul style="list-style-type: none"> Made appearance vs. Little Rock, finishing with first career assist Appeared in nine games as a true freshman Made collegiate debut against Central Arkansas Tabbed to the All-Conference 6A West All-Defensive Team Named Northwest Arkansas Democrat Gazette Player of the Week Born and raised in Fayetteville & always wanted to be a Hog | | | | |



Carly Keats

So. | G | JUCO | 5-8
Choctaw, Miss.
Neshoba Central/Jones JC
Major: Anthropology

23

| GP-GS | PPG | RPG | APG | MPG |
|--|----------|----------|----------|----------|
| 25-6 | 6.4 | 1.2 | 0.5 | 20.6 |
| Season Highs: | 16 (1/7) | 4 (1/21) | 3 (1/25) | 40 (1/7) |
| Career Highs: | Same | | | |
| <ul style="list-style-type: none"> Had 13 points w/ two 3-pointers in 30 minutes off bench vs. Vandy First game back vs. Missouri after being out for four games due to a broken nose, logging 11 points in 25 minutes off the bench Earned first career start & logged career-high 16 points vs. Georgia Has logged 31 triples this year, averaging 1.6/gm in SEC play JUCO transfer from Jones College, having led the team to its seventh straight region crown and ticket to NJCAA Tournament Named to All-Region 23 Team at JC Started in 28 games as a freshman at JC, finishing w/ 55 3-pointers | | | | |



Maryam Dauda

R-So. | F | 1L | 6-4
Bentonville, Ark.
Bentonville
Major: International Business

30

| GP-GS | PPG | RPG | APG | MPG |
|---|-----------|-----------|----------|-----------|
| 29-29 | 9.5 | 6.7 | 1.3 | 29.0 |
| Season Highs: | 18 (2/18) | 13 (1/11) | 5 (1/14) | 40 (1/14) |
| Career Highs: | 18 (2/18) | 13 (1/11) | 5 (1/14) | 40 (1/14) |
| <ul style="list-style-type: none"> Coming off three points, four rebounds & one block vs. Vanderbilt Had career-high 18 points vs. Missouri at home Broke school record in single-game blocks w/ 10 & a double-double w/ 12 rebounds & eight points & five assists w/ no fouls at Alabama Delivered buzzer-beater layup vs. Illinois Third in blocks/gm (2.3) in SEC (first in SEC games w/ 2.8), 12th in rebounds/gm & 14th in total blocks (68) in NCAA Appeared in 35 games off the bench, first year back from ACL injury 13th-ranked player, five-star prospect & top post out of high school | | | | |



Jenna Lawrence

Fr. | F | FR | 6-3
Farmington, Ark.
Farmington
Major: Human Nutrition

34

| GP-GS | PPG | RPG | APG | MPG |
|---|-----------|-----------|----------|-----------|
| 20-0 | 2.1 | 1.9 | 0.2 | 8.4 |
| Season Highs: | 10 (12/7) | 5 (12/16) | 1 (1/25) | 17 (1/21) |
| Career Highs: | Same | | | |
| <ul style="list-style-type: none"> Played nearly three minutes and logged one rebound vs. Vanderbilt Had buzzer-beater 3-pointer at end of third quarter at Missouri Provided spark w/ six points, two boards & one block vs. Miss. State Recorded a career-high 10 points vs. LA Tech Four-star prospect, No. 61 player in the country Proven winner, coming off 4A girls state championship & was MVP Averaged 18.7 points, 7.1 rebounds and 1.5 blocks per game with 99 3-pointers made as a senior | | | | |



Makayla Daniels

Gr. | G | 4L | 5-8
Frederick, Md.
Frederick
Major: Rec & Sport Management

43

| GP-GS | PPG | RPG | APG | MPG |
|---|---------------|-------------|----------|-------------|
| 29-29 | 12.0 | 4.4 | 2.7 | 33.8 |
| Season Highs: | 26 (2/8) | 8 (11/24) | 7 (1/25) | 40 (1/28) |
| Career Highs: | 34 (12/21/21) | 11 (3/3/22) | 7 (1/25) | 43 (3/3/22) |
| <ul style="list-style-type: none"> Limited to 27 minutes vs. Vandy w/ five points, two assists & one steal Tallied season-high 26 points off five 3-pointers at Florida In SEC, third in minutes/gm, 10th in 3-pointers/gm (1.8) in the SEC, & in league games, sixth in 3PT% (.359) & 3s/gm (2.0) Made Fort Myers Tip-Off All-Tournament Team Earned spot on All-SEC Preseason Second Team No. 5 on all-time scoring list (981), broke starts & games played records (151) & career minutes (4,447) & No. 3 in all-time steals (240) Started in every game since freshman year & has 97 career wins | | | | |



Maryn Archer

Fr. | G | FR | 5-8
Derby, Kan.
Derby
Major: Sociology

44

| GP-GS | PPG | RPG | APG | MPG |
|--|------|-----|-----|-----|
| N/A | N/A | N/A | N/A | N/A |
| Season Highs: | N/A | N/A | N/A | N/A |
| Career Highs: | Same | | | |
| <ul style="list-style-type: none"> Has not made an appearance in a game Enrolled early last January Three-star prospect out of high school Voted Run 4 Roses All-Tournament First Team after 31-point performance on just 11 shots in championship game Paced Derby HS in assists and steals during junior year Played on two different high school teams, leading both to state | | | | |



Emrie Ellis

Jr. | F | 2L | 6-3
Vanoss, Okla.
Vanoss
Major: Human Resources

55

| GP-GS | PPG | RPG | APG | MPG |
|---|---------------|--------------|------------|--------------|
| 20-0 | 1.1 | 1.1 | 0.2 | 8.8 |
| Season Highs: | 6 (11/7) | 4 (11/14) | 1 (2/1) | 16 (1/25) |
| Career Highs: | 11 (12/10/22) | 8 (12/13/22) | 2 (1/6/22) | 27 (2/10/22) |
| <ul style="list-style-type: none"> Played 13 minutes off bench w/ two points & two boards vs. Vandy Logged season-high three blocks at Florida State & Tennessee Has missed eight total games this year, recovering from a rare basketball injury in her elbow Splashed two 3-pointers for six points w/ +20 efficiency at A-State Played 28 games off the bench last season Logged five blocks vs. UAPB in 2021, which was the most by a freshman Hog since 2014 | | | | |



Mike Neighbors

7th Year at Arkansas
11th Year Overall
Career: 236-129, Arkansas: 138-88

HC

| GP-GS | PPG | RPG | APG | MPG |
|---|---------------|--------------|------------|--------------|
| 20-0 | 1.1 | 1.1 | 0.2 | 8.8 |
| Season Highs: | 6 (11/7) | 4 (11/14) | 1 (2/1) | 16 (1/25) |
| Career Highs: | 11 (12/10/22) | 8 (12/13/22) | 2 (1/6/22) | 27 (2/10/22) |
| <ul style="list-style-type: none"> Holds the most wins among active Power 5 coaches with 11 years or less of experience Has led teams to nine postseason appearances (6 NCAA, 3 WNIT) Guided teams to Final Four and two Sweet 16s as head coach Coached 11 WNBA Draft picks, six as a head coach Holds Arkansas head coaching record for SEC winning percentage Has 42 wins over AP Top 25 opponents WBCA Board of Directors member | | | | |



Todd Schaefer
Seventh Season



Pauline Love
Seventh Season




Lacey Goldwire
Fifth Season



Taliah Scott
Fr. | 5-9 | G
Orange Park, Fla.



Phoenix Stotijn
Fr. | 5-9 | G
Amsterdam, Netherlands



Samara Spencer
Jr. | 5-7 | G
Fort Lauderdale, Fla.



Saylor Poffenbarger
R-So. | 6-2 | G
Middletown, Md.



Bea Franklin
Gr. | 5-10 | G
Seattle, Wash.



Cristina Sánchez Cerqueira
Fr. | 6-1 | G
Granada, Spain



Karley Johnson
So. | 5-9 | G
Oklahoma City, Okla.



Loren Lindsey
So. | 5-11 | G
Fayetteville, Ark.



Carly Keats
So. | 5-8 | G
Choctaw, Miss.



Maryam Dauda
R-So. | 6-4 | F
Bentonville, Ark.



Jenna Lawrence
Fr. | 6-3 | F
Farmington, Ark.



Makayla Daniels
Gr. | 5-9 | G
Frederick, Md.



Maryn Archer
Fr. | 5-7 | G
Derby, Kan.



Emrie Ellis
Jr. | 6-3 | F
Vannoss, Okla.



Mike Neighbors
Head Coach
Seventh Season



Todd Schaefer
Associate Head Coach
Seventh Season



Pauline Love
Assistant Coach
Seventh Season



Lacey Goldwire
Assistant Coach
Fifth Season



Amber Shirey
Director of Operations




Jayci Stone
Director of SA Development



Evan Johnston
Special Assistant to HC/Dir. of Video



Simone Rush
Head Athletic Trainer



Tyler Beckman
S&C Coach