

2023-24 SCHEDULE / RESULTS

| DATE | DAY | ARK RANK | OPP RANK | OPP COACH | OPPONENT | TV | RESULT | ALL-TIMES(OT) |
|--|-------|----------|----------|-----------|-----------------------|-------------|-------------|---------------|
| Nov. 6 | Mon | 14/14 | -/- | | ALCORN STATE | SEC+ | W 93 59 | |
| Fayetteville, Ark. Bud Walton Arena - Nolan Richardson Court Video • Live Stats • Final Book | | | | | | | | |
| Nov. 10 | Fri | 14/14 | -/- | | GARDNER-WEBB | SEC+ | W 86 68 | |
| Fayetteville, Ark. Bud Walton Arena - Nolan Richardson Court Video • Live Stats • Final Book | | | | | | | | |
| Nov. 13 | Mon | 14/14 | -/- | | OLD DOMINION | SEC+ | W 86 77 | |
| Fayetteville, Ark. Bud Walton Arena - Nolan Richardson Court Video • Live Stats • Final Book | | | | | | | | |
| Nov. 17 | Fri | 14/14 | -/- | | UNC GREENSBORO | SEC+ | L 72 78 | |
| Fayetteville, Ark. Bud Walton Arena - Nolan Richardson Court Video • Live Stats • Final Book | | | | | | | | |
| BAD BOY MOWERS BATTLE 4 ATLANTIS | | | | | | | | |
| Nov. 22 | Wed | 20/RV | -/- | | vs Stanford | ESPNU | W 201 77 74 | |
| Paradise Island, Bahamas Imperial Arena Video • Live Stats • Final Book | | | | | | | | |
| Nov. 23 | Thurs | 20/RV | RV/RV | | vs Memphis | ESPN | L 79 84 | |
| Paradise Island, Bahamas Imperial Arena Video • Live Stats • Final Book | | | | | | | | |
| Nov. 24 | Fri | 20/RV | 14/14 | | vs North Carolina | ESPN2 | L 72 87 | |
| Paradise Island, Bahamas Imperial Arena Video • Live Stats • Final Book | | | | | | | | |
| Nov. 29 | Wed | RV/RV | 7/7 | | DUKE | ESPN | W 80 75 | |
| Fayetteville, Ark. Bud Walton Arena - Nolan Richardson Court Video • Live Stats • Final Book | | | | | | | | |
| Dec. 4 | Mon | RV/- | -/- | | FURMAN | SEC+ | W 97 83 | |
| Fayetteville, Ark. Bud Walton Arena - Nolan Richardson Court Video • Live Stats • Final Book | | | | | | | | |
| Dec. 9 | Sat | RV/- | 19/22 | | vs Oklahoma | ESPN2 | L 70 79 | |
| Tulsa, Okla. BOK Center CRIMSON/G. CARDINAL CLASSIC Video • Live Stats • Final Book | | | | | | | | |
| Dec. 16 | Sat | -/- | -/- | | vs LIPSCOMB | SEC+ | W 69 66 | |
| North Little Rock, Ark. Simmons Bank Arena Video • Live Stats • Final Book | | | | | | | | |
| Dec. 21 | Thurs | -/- | -/- | | ABILENE CHRISTIAN | SEC Network | W 83 73 | |
| Fayetteville, Ark. Bud Walton Arena - Nolan Richardson Court Video • Live Stats • Final Book | | | | | | | | |
| Dec. 30 | Sat | -/- | -/- | | UNC WILMINGTON | SEC Network | W 106 90 | |
| Fayetteville, Ark. Bud Walton Arena - Nolan Richardson Court Video • Live Stats • Final Book | | | | | | | | |
| Jan. 6 | Sat | -/- | 25/24 | | AUBURN* | ESPN2 | L 51 83 | |
| Fayetteville, Ark. Bud Walton Arena - Nolan Richardson Court Video • Live Stats • Final Book | | | | | | | | |
| Jan. 10 | Wed | -/- | -/- | | at Georgia* | ESPNU | L 66 76 | |
| Athens, Ga. Stegeman Coliseum Video • Live Stats • Final Book | | | | | | | | |
| Jan. 13 | Sat | -/- | -/- | | at Florida* | ESPN | L 68 90 | |
| Gainesville, Fla. Exactech Arena at Stephen C. O'Connell Center - Billy Donovan Court Video • Live Stats • Final Book | | | | | | | | |
| Jan. 16 | Tues | -/- | -/- | | TEXAS A&M* | SEC Network | W 78 77 | |
| Fayetteville, Ark. Bud Walton Arena - Nolan Richardson Court Video • Live Stats • Final Book | | | | | | | | |
| Jan. 20 | Sat | -/- | RV/- | | SOUTH CAROLINA* | SEC Network | L 64 77 | |
| Fayetteville, Ark. Bud Walton Arena - Nolan Richardson Court Video • Live Stats • Final Book | | | | | | | | |
| Jan. 24 | Wed | -/- | RV/RV | | at Ole Miss* | ESPNU | L 51 77 | |
| Oxford, Miss. Sandy and John Black Pavilion at Ole Miss Video • Live Stats • Final Book | | | | | | | | |
| Jan. 27 | Sat | -/- | 6/6 | | KENTUCKY* | ESPN | L 57 63 | |
| Fayetteville, Ark. Bud Walton Arena - Nolan Richardson Court Video • Live Stats • Final Book | | | | | | | | |
| Jan. 31 | Wed | -/- | -/- | | at Missouri* | SEC Network | W 91 84 | |
| Columbia, Mo. Mizzou Arena - Norm Stewart Court Video • Live Stats • Final Book | | | | | | | | |
| Feb. 3 | Sat | -/- | -/- | | at LSU* | ESPN2 | L 74 95 | |
| Baton Rouge, La. Pete Maravich Assembly Center - Dale Brown/Sue Gunter Court Video • Live Stats • Final Book | | | | | | | | |
| Feb. 10 | Sat | -/- | -/- | | GEORGIA* | SEC Network | W 78 75 | |
| Fayetteville, Ark. Bud Walton Arena - Nolan Richardson Court Video • Live Stats • Final Book | | | | | | | | |
| Feb. 14 | Wed | -/- | 8/9 | | TENNESSEE* | ESPN2 | 8:00 pm | |
| Fayetteville, Ark. Bud Walton Arena - Nolan Richardson Court Video • Live Stats • Final Book | | | | | | | | |
| Feb. 17 | Sat | -/- | -/- | | at Mississippi State* | ESPNU | 1:00 pm | |
| Starkville, Miss. Humphrey Coliseum Video • Live Stats • Final Book | | | | | | | | |
| Feb. 20 | Tues | -/- | -/- | | at Texas A&M* | ESPN | 6:00 pm | |
| Bryan-College Station, Texas Reed Arena - Gary Blair Court Video • Live Stats • Final Book | | | | | | | | |
| Feb. 24 | Sat | -/- | -/- | | MISSOURI* | ESPN/2 | 11:00 am | |
| Fayetteville, Ark. Bud Walton Arena - Nolan Richardson Court Video • Live Stats • Final Book | | | | | | | | |
| Feb. 27 | Tues | -/- | -/- | | VANDERBILT* | SEC Network | 8:00 pm | |
| Fayetteville, Ark. Bud Walton Arena - Nolan Richardson Court Video • Live Stats • Final Book | | | | | | | | |
| Mar. 2 | Sat | -/- | -/- | | at Kentucky* | CBS | 12:30 pm | |
| Lexington, Ky. Rupp Arena at Central Bank Center - Cawood's Court Video • Live Stats • Final Book | | | | | | | | |
| Mar. 6 | Wed | -/- | -/- | | LSU* | SEC Network | 6:00 pm | |
| Fayetteville, Ark. Bud Walton Arena - Nolan Richardson Court Video • Live Stats • Final Book | | | | | | | | |
| Mar. 9 | Sat | -/- | -/- | | at Alabama* | ESPN | 11:00 am | |
| Tuscaloosa, Ala. Coleman Coliseum Video • Live Stats • Final Book | | | | | | | | |
| SEC TOURNAMENT | | | | | | | | |
| Mar. 13-17 SEC TOURNAMENT Nashville, Tenn. Bridgestone Arena Video • Live Stats • Final Book | | | | | | | | |
| NCAA TOURNAMENT 1st & 2nd Rounds | | | | | | | | |
| Mar. 21 & 23 Charlotte • Omaha Pittsburgh • Spokane | | | | | | | | |
| Mar. 22 & 24 Brooklyn • Indianapolis Salt Lake City • Memphis | | | | | | | | |
| NCAA REGIONALS | | | | | | | | |
| Mar. 28 & 30 EAST: Boston • WEST: Los Angeles | | | | | | | | |
| Mar. 29 & 31 SOUTH: Dallas • MIDWEST: Detroit | | | | | | | | |
| NCAA FINAL FOUR | | | | | | | | |
| Apr. 6 SEMIFINALS | | | | | | | | |
| Apr. 8 CHAMPIONSHIP | | | | | | | | |
| Phoenix, Ariz. State Farm Stadium | | | | | | | | |

ARKANSAS RAZORBACKS
GAME 24: ARKANSAS RAZORBACKS vs TENNESSEE VOLUNTEERS

Feb. 14, 2024 • Wednesday • 8:00 pm (CT) • Fayetteville, Ark. • Bud Walton Arena/Nolan Richardson Court (19,200)



ARKANSAS RAZORBACKS

OVERALL 12-11
SEC 3-7
Eric Muselman (San Diego '87)
at UA: 107-53 (5th yr) Collegiate: 217-87 (9th yr)



#8/9 TENNESSEE VOLUNTEERS


OVERALL 17-6
SEC 7-3
Rick Barnes (Lenoir-Rhyne '77)
at UT: 192-98 (9th yr) Career: 796-412 (37th yr)

TV: ESPN2
Brian Custer (PxP)
Jimmy Dykes (Analyst)



Watch ESPN

RADIO: Learfield Razorback Sports Network
Chuck Barrett (PxP)
Matt Zimmerman (Analyst)
Arkansas Gameday App



SATELLITE RADIO:
Sirius: 374 || XM: 374
SXM App/Online Channel SEC



MORE: Arkansas Live Stats • Arkansas Media Guide

Versus Tennessee

- This will be the 48th meeting between Arkansas and Tennessee. All but four have come since Arkansas joined the SEC for the 1991-92 season.
- Tennessee is 1 of 3 SEC teams to lead the all-time series with Arkansas (with Florida and Kentucky). Thanks to back-to-back wins in the series – both in Knoxville – the Vols own a slight 25-22 advantage in the series.
- However, Arkansas leads 12-4 versus UT in games played in Fayetteville.
- Schedule Quirk:** In the Muselman era, Tennessee has only played in Fayetteville twice, while the Razorbacks have played four times in Knoxville. Overall, 7 of the last 10 regular-season meetings between the programs were played in Thompson-Boling Arena.

ON VALENTINE'S DAY

- Arkansas is 14-10 when playing on Valentine's Day, including an 8-4 mark in home games.
- Arkansas has not played on Valentine's Day since 2015, winning at Ole Miss, 71-70. Arkansas has not played at home on Valentine's Day since 2009, falling to Kentucky, 79-63.

The Avenger and Preparer

- Last time out, Arkansas beat Georgia after losing to the Bulldogs last month in Athens.
- Eric Muselman is 11-3 at Arkansas when avenging an earlier loss in the season.** He was 3-1 in such games in year one (getting swept by Miss State), 5-0 in years two and three and 2-2 last season (getting swept by Alabama and, despite beating A&M at home but lost at A&M and later lost to the Aggies in the SEC Tournament).
- Arkansas had a bye week before hosting Georgia on Saturday. **Eric Muselman is 7-2 this year (losses: Okla & AUB), 66-14 overall and 30-7 at Arkansas when having at least four full days to prepare for a game.**

When Being 282nd in the NCAA in 3-PT% Defense is Good

- Entering the Georgia game, Arkansas was 302nd in the nation in 3-point defense (35.7%). Also, Arkansas opponents shot over 50% in back-to-back games and shot at least 45% in 4-of-the-last-5.
- However, the Razorbacks held Georgia to 4-of-18 (22.2%) on Saturday. With that, Arkansas jumped 20 spots in the NCAA rankings to 282nd in 3-point percentage defense (35.2%).
- Arkansas held Georgia to 0-of-11 from 3-point range to start the game before the Bulldogs made their first triple with 2:17 left in the first half.
- The four 3's made ties for the second-fewest by UGA this season and the 22.2% is the second-worst for Georgia.
- The four 3's made by UGA were the second-fewest by a Razorback opponent this year and the 22.2% from deep was the second-worst this year.

Biggs Coming Up Big Over the Last 4 Games

- Over the last four games, Makhi Mitchell and Jalen Graham have combined:
 - ^ 26.3 ppg • 11.3 rpg • 13 assists • 13 blocked shots • 9 steals
- MAKHI MITCHELL** 13.8 ppg • 8.8 rpg • 60.7 FG% • 80.8 FT% (21-26) • 8 AST • 7 BLK
 - ^ Tied a career-high with 19 pts at Mizzou and had Razorback-best 14 rebs
 - ^ Was a Razorback-best 8-of-10 at the FT line vs Kentucky
 - ^ For the first time in his career, has scored in double-digits 4-straight games
 - ^ Posted two double-doubles
- JALEN GRAHAM** 12.5 ppg • 2.5 rpg • 56.4 FG% • 5 AST • 6 BLK • 7 STL
 - ^ Scored in double-digits three time
 - ^ At Mizzou, had 13 pts with a career-highs in assists (4) and steals (4)
 - ^ Scored 10 of his 11 points vs UGA in the first half

Record Second Half vs Georgia

- Arkansas' defense led the way in the first half, holding Georgia to 35.7% shooting overall and just 1-of-12 from 3-point range.

VS TENNESSEE: ALL SEC
OVERALL ... (ARK-OPP) 22-25 19-24
Home:..... (ARK-OPP) 12-4 12-4
Away:..... (ARK-OPP) 4-16 4-16
Neutral:.. (ARK-OPP) 6-5 3-4

MOST RECENT MEETINGS:

| DATE | W | REC | OT | H |
|----------|-------|----------|---------------|--------|
| 02/06/16 | W | 85-67 | | H |
| 02/27/16 | W | 75-65 | | A |
| 01/03/17 | W | 82-78 | | A |
| 12/30/17 | -/19 | W 95-93 | | (OT) H |
| 03/10/18 | -/13 | L 84-66 | N (St. Louis) | H |
| 01/15/19 | -/3 | L 106-87 | | A |
| 02/11/20 | L | 82-61 | | A |
| 02/26/20 | W | 86-69 | | H |
| 01/06/21 | -/9 | L 79-74 | | A |
| 02/19/22 | 23/16 | W 58-48 | | H |
| 03/05/22 | 14/13 | L 78-74 | | A |
| 02/28/23 | -/12 | L 75-57 | | A |

'23-24 NCAA STAT COMPARISON
(BOLD = Leads Conf)

| | | | | |
|-------------|------------|----------------|-------|-------|
| 76.0 | 122nd | Scoring Off. | 79.5 | 55th |
| 77.8 | 314th | Scoring Def. | 68.0 | 79th |
| -1.8 | 28th | Scoring Margin | +11.6 | 29th |
| .448 | 174th | FG% | .449 | 166th |
| .432 | 158th | FG% Def. | .387 | 6th |
| .321 | 266th | 3PT% | .342 | 160th |
| 5.9 | 309th | 3PT Made/Gm | 8.7 | 61st |
| .352 | 282nd | 3PT% Def. | .310 | 57th |
| 26.2 | 5th | FTA/Gm | 20.9 | 100th |
| .718 | 169th | FT% | .742 | 74th |
| 18.8 | 5th | FT Made/Gm | 15.5 | 74th |
| 35.6 | 185th | Reb./Gm | 38.9 | 52nd |
| -0.8 | 243rd | Reb. Margin | +3.6 | 86th |
| 0.95 | 275th | A/TO Ratio | 1.68 | 12th |
| 11.4 | 304th | Assists/Gm | 17.0 | 22nd |
| -1.0 | 263rd | TO Margin | +2.8 | 43rd |
| 11.0 | 275th | TO Forced | 13.0 | 102nd |
| 12.0 | 181st | TO/Gm | 10.2 | 38th |
| 19.2 | 313th | Fouls/Gm | 17.3 | 220th |
| 6.5 | 2nd | Blocks/Gm | 4.8 | 39th |
| 5.7 | 282nd | Steals/Gm | 8.0 | 61st |
| 31.4 | 12th | Bench Pts/Gm | 19.9 | 177th |



First Time in Career, Scored Double Digits in 4 Straight

13.5 PPG
8.75 RPG
17-28 FG
21-26 FT
8 ASTS
7 BLKS

LAST FOUR GAMES

1994 NCAA CHAMPION 3 NAISMITH HALL OF FAMERS 6 FINAL FOURS 11 ELITE EIGHTS 14 SWEET SIXTEENS 33 ALL AMERICANS 36 NCAA BERTHS 44 NBA DRAFT PICKS 1995 NCAA RUNNER-UP

THE RAZORBACKS

| No. | Name | Pos. | Yr. | Ht. | Wt. | Hometown | High School / Previous School | Wing Span | Standing Reach | MAX Vertical | |
|-----|----------------------|-------------------------|-----|----------------|------|----------|-------------------------------|--|----------------|--------------|-------|
| 0 | Khalif Battle | KAY-lif | G | Grad. Sr. (2) | 6-5 | 185 | Hillside, N.J. | Trenton Catholic / Temple | 6' 4.5" | 8' 0" | 39.0" |
| 1 | Keyon Menifield Jr. | Men-EE-field | G | So. (3) | 6-1 | 150 | Flint, Mich. | PHPhoenix Prep (Ariz.) / Washington | 6' 5.5" | 8' 0.5" | 41.5" |
| 2 | Trevon Brazile | Trev-In "Brazil" | F | R-So. (3) | 6-10 | 220 | Springfield, Mo. | Kickapoo HS / Missouri | 7' 2.5" | 9' 0" | 42.5" |
| 3 | El Ellis | | G | Grad. Sr. (1) | 6-3 | 180 | Durham, N.C. | Quality Education Academy / Louisville | 6' 4" | 8' 0.5" | 37.5" |
| 4 | Davonte "Devo" Davis | | G | Sr. (2) | 6-4 | 185 | Jacksonville, Ark. | Jacksonville HS | 6' 7" | 8' 2" | 36.5" |
| 5 | Joseph Pinion | PIN-yun | G | So. (3) | 6-5 | 190 | Morrilton, Ark. | Morrilton HS | 6' 6.5" | 8' 3.5" | 39.0" |
| 6 | Layden Blocker | | G | Fr. (4) | 6-2 | 175 | Little Rock, Ark. | Sunrise (Kan.) Christian Academy | 6' 5.5" | 8' 1" | 45.0" |
| 7 | Denijay Harris | Duh-nah-SHAY | F | Grad. Sr. (1) | 6-7 | 200 | Columbus, Miss. | Columbus HS / Southern Miss | 6' 11.5" | 8' 7.5" | 40.5" |
| 8 | Chandler Lawson | | F | Grad. Sr. (1) | 6-8 | 210 | Memphis, Tenn. | Wooddale HS / Memphis | 7' 7" | 9' 4" | 28.5" |
| 10 | Baye Fall | "BAY" | F | Fr. (4) | 6-11 | 200 | Dakar, Senegal | Accelerated Schools (Denver) | 7' 5" | 9' 4" | 34.5" |
| 11 | Jalen Graham | | F | 5th-Yr Sr. (1) | 6-10 | 220 | Phoenix, Ariz. | Mountain Pointe HS / Arizona State | 7' 2.5" | 9' 0" | 36.5" |
| 12 | Tramon Mark | Truh-Mon | G | Jr. (3) | 6-6 | 185 | Dickinson, Texas | Dickinson HS / Houston | 6' 8" | 8' 6" | 36.0" |
| 15 | Makhi Mitchell | Ma-KI | F/C | Sr. (2) | 6-10 | 240 | Washington, D.C. | Woodrow Wilson HS / Rhode Island | 7' 4" | 9' 0" | 38.5" |
| 21 | Cade Arbogast | | G | Grad. Sr. (1) | 6-3 | 175 | Concord, Calif. | De La Salle HS / Lane (Ore.) CC | 6' 2.5" | 8' 0" | 29.0" |
| 24 | Jeremiah Davenport | | G | Grad. Sr. (1) | 6-6 | 215 | Cincinnati, Ohio | Hargrave (Va.) Military Acad. / Cincinnati | 6' 9.5" | 8' 8" | 36.0" |
| 45 | Lawson Blake | | F | Jr. (2) | 6-10 | 240 | Fayetteville, Ark. | Fayetteville HS / Link Year (Mo.) Prep | 6' 6.5" | 8' 8.5" | 31.0" |

() - Number in parenthesis indicates total years of eligibility remaining including this season

Head Coach: Eric Musselman (San Diego, 1987)

Assistant Coach: Anthony Ruta (Arizona State, 2012) - pronounced R00-tah

Assistant Coach: Keith Smart (Indiana, 1995)

Assistant Coach: Michael Musselman (San Diego, 2018)

Assistant Coach: Todd Lee (South Dakota, 1986)

Assistant Coach: Ronnie Brewer Jr. (Arkansas, 2015)

Director of Internal Operations: Riley Hall (Arkansas, 2016)

Graduate Assistants: Alec Kagan • Jackson Lee • Matthew Musselman • Tony Hall • Austin Howard • Reid Roberts • Jonathan Steelman • Joey White

Assistant Director for Basketball Operations: Caleb Cline (South Dakota, 2020)

Assistant Dir. of Recruiting & Scouting: Blake Wetherington (Murray State, 2017)

Senior Advisor to the Head Coach: Matt White (Boston Univ., 1993)

Special Assistant to the Head Coach: Tommy Abdenour (Utah, 2012)

Coordinator of Creative Content: Ryan Witthoff (Florida State, 2022)

Head Athletic Trainer: Matt Townsend (Idaho, 2017)

Head Strength Coach: Dave Richardson (Louisiana-Monroe, 1989)



#0
Khalif BATTLE
ARK: Food, Nutrition & Health • Temple
'23: Adult & Organizational Devel.



#1
Keyon MENIFIELD Jr.
Communications



#2
Trevon BRAZILE
Communications



#3
El ELLIS
ARK: Arts & Sciences
Louisville '23: Sport Management



#4
Davonte "Devo" DAVIS
Recreation & Sport Management



#5
Joseph PINION
Arts & Sciences



#6
Layden BLOCKER
Arts & Sciences



#7
Denijay HARRIS
ARK: Arts & Sciences
Southern Miss '23: Liberal Studies



#8
Chandler LAWSON
ARK: Educational Studies • Memphis
'23: Interdisciplinary Studies



#10
Baye FALL
Arts & Sciences



#11
Jalen GRAHAM
Sociology



#12
Tramon MARK
Sociology




#15
Makhi MITCHELL
Sociology



#21
Cade ARBOGAST
2nd Degree: Arts & Sciences
ARK '23: Communications



#24
Jeremiah DAVENPORT
ARK: Arts & Sciences • Cincy '23:
Interdisciplinary Studies



#45
Lawson BLAKE
Exercise Sciences



Eric MUSSELMAN
Head Coach



Anthony RUTA
Assistant Coach




Keith SMART
Assistant Coach



Michael MUSSELMAN
Assistant Coach



Todd LEE
Assistant Coach



Ronnie BREWER Jr.
Assistant Coach



Riley HALL
Dir. of Internal Ops



Caleb CLINE
Asst Dir. of Ops



Blake WETHERINGTON
Asst Dir. Scouting/Recruiting



Matt WHITE
Senior Advisor to Head Coach



Tommy ABDENOUR
Special Asst. to the Head Coach



Ryan WITTHOFF
Coord. of Creative Content

Most Wins Among SEC Since Muss Arrival

- Since Eric Musselman's arrival, Arkansas is among the SEC leaders in overall wins, overall home wins, total SEC wins, home SEC wins and neutral wins, while ranking among the NCAA leaders in overall wins and home wins as well. **THRU 02/10/24**

| TOTAL WINS | TOTAL SEC WINS | HOME WINS | SEC HOME WINS | NEUTRAL WINS |
|------------|----------------|-----------|---------------|--------------|
| BAMA 109 | BAMA 58 | ARK 69 | BAMA 34 | BAMA 21 |
| ARK 107 | UK 55 | AUB 66 | AUB 33 | ARK 20 |
| AUB 106 | AUB 52 | TENN 65 | TENN 31 | MS ST 20 |
| TENN 104 | TENN 51 | UK 63 | UK 30 | TENN 17 |
| UK 98 | ARK 44 | BAMA 61 | ARK 29 | AUB 17 |
| MS ST 93 | FLA 44 | LSU 60 | LSU 27 | FLA 17 |
| A&M 91 | A&M 42 | MS ST 58 | MS ST 27 | LSU 16 |
| LSU 88 | MS ST 40 | A&M 57 | FLA 27 | A&M 11 |
| FLA 86 | LSU 38 | UGA 54 | A&M 24 | MIZ/MISS 9 |

Arkansas, Houston, Gonzaga and UCLA are the only four teams to reach the NCAA Sweet 16 in each of the last three seasons

- In the second half, the Razorback offense was the key.
 - Arkansas shot **73.3% (14-of-19) from the field, including 11-of-11 from inside the 3-point arc.**
- For the game, Arkansas was **23-of-35 from 2-point range and the 65.7% shooting inside the arc was the ninth-best in an SEC game.**
- Arkansas had seven steals in the second half as Arkansas out-scored the Bulldogs, 21-8, on points off turnovers for the game.

Speaking of 2-Point Shooting

- Arkansas scored 44 points in the paint in the win over Georgia. At Missouri, the Hogs scored a season-best 56 paint points.

A Comeback ... And Holding a Lead

- Arkansas was down one, 70-69, with two minutes to play. The Razorbacks are now 1-11 this year when trailing with two minutes left and 9-44 in such games in the Muss era.
- On the flip side, Arkansas led 63-61 with five minutes to play. **Arkansas is 11-0 this season when leading with five minutes left and 95-6 in such games in the Muss era.** Arkansas also led at halftime. The Razorbacks are 10-2 this year in such games and 63-11 in the Muss era while Coach Muss is 166-15 as a collegiate head coach in such games.

Other Random Stats From UGA win

- When at least five Hogs score in double figures in the same game, Arkansas is 3-0 this year and 26-2 in the Musselman era.
- Arkansas is 9-0 this year (37-2 in the Muss era) when shooting at least 50% from the field.
- Arkansas out-rebounded UGA by one and is 10-2 this year (67-11 in the Muss era) when out-rebounding its opponent.

Hogs 2nd in the NCAA in Blocked Shots (6.5 avg)

- Arkansas had **8 rejections at Ole Miss** (thanks to three from Joseph Pinion) and **9 versus Kentucky** (thanks to four from Makhii Mitchell) **to jump from #3 to #2 in the NCAA rankings.** The Hogs have stayed at #2 after getting six at Missouri, just three at LSU and six again versus Georgia.
 - Arkansas had 9 blocked shots in the win vs Texas A&M while adding seven at UGA and eight at UF.
 - Arkansas has had at least one player with 3 blocked shots in 14 of the 23 games and 8 of the 10 SEC games.
- Interestingly, **ARKANSAS HAS NO PLAYERS IN THE NCAA TOP 140 NOR IN THE SEC TOP 6 IN BLOCKS** but is the only team with four players in the top 16.
 - Makhii Mitchell (4 blocks vs UK an 3 each at UGA, at FLA& vs UGA) is 9th with 29 blocked shots and 8th at 1.26 blocks/gm.
 - Trevon Brazile, who has missed 4 games, still ranks 11th in the SEC in total blocked shots (24) and 7th blocks per game (1.26).
 - Chandler Lawson ranks 11th in the SEC in total blocked shots (24) and 12th blocks/gm (1.04).
 - Jalen Graham ranks 16th in the SEC in total blocked shots (20) BUT is 11th with 1.05 blocked shots per game.
- Arkansas has had at least six blocked shots in 15 games this season including three times with double-digit rejections.
 - The Hogs had **15 blocked shots in the Gardner-Webb game**
 - 5 blocked shots by Trevon Brazile and 4 by Makhii Mitchell.
 - The 15 blocks were the most by a Muss-coached college team, T-3rd in Razorback history for a single game and the most by the Razorbacks in 32 years.
 - Arkansas recorded 10 blocked shots in the win over Duke (6 by Chandler Lawson).
 - Arkansas recorded 10 blocked shots in the win over Furman (3 each by Chandler Lawson and Layden Blocker).

Hogs Top 5 in the NCAA in Free Throw Attempts; FTA's Are A Muss Must

- Arkansas continues to rank among the NCAA best when it comes to both getting to the charity stripe and converting.
- Arkansas attempted at least 20 free throws 18x this season and made at least 15 free throws 18x this season.
 - Arkansas ranks **5th in the NCAA (FIRST in the SEC) in free throw attempts (26.2 avg.).**
 - Arkansas ranks **5th in the NCAA (FIRST in the SEC) in free throws made (18.8 avg.).**
 - Arkansas was **31-of-40 at the line vs Texas A&M with the 31 makes ranking 6th-most by the Hogs in an SEC game.**
- However, there was one game – ironically a win – Arkansas did not have success getting to the line. The Razorbacks were just 4-of-8 at the free throw line versus Lipscomb.
 - The 4 free throws made vs Lipscomb ties for the fewest by the Razorbacks in the Musselman era, making just 4-of-7 in a 99-73 win at Georgia (02/02/22) and making just 4-of-7 in an 81-77 loss at Oklahoma State (01/30/21).
- Muss' college teams have ranked among the NCAA top 20 in FTA in each of his first eight years.
 - Arkansas led the NCAA in FTA in 2021-22 and Nevada led the NCAA in free throws made (730) in 2015-16.
- Below are Musselman's teams' ranking in the **NCAA (first)** and in their respective **leagues (second)** in the categories:

| | '15-16 | '16-17 | '17-18 | '18-19 | '19-20 | '20-21 | '21-22 | '22-23 | '23-24 |
|---------|--------|--------|--------|--------|--------|--------|--------|--------|--------|
| FT Att | 2 / 1 | 13 / 1 | 16 / 2 | 16 / 1 | 8 / 2 | 5 / 1 | 1 / 1 | 17 / 3 | 5 / 1 |
| FT Made | 1 / 1 | 24 / 2 | 9 / 2 | 17 / 1 | 3 / 1 | 2 / 1 | 1 / 1 | 30 / 4 | 5 / 1 |

INDIVIDUALLY

- 2016-17 Jordan Caroline (Nevada): 10th in NCAA in FT Att (251)
- 2017-18 Jordan Caroline (Nevada): 8th in NCAA in FT Att (251)
- 2019-20 **Mason Jones** (Arkansas) **led the NCAA in free throws made (233) and attempted (282)**
- 2020-21 **Moses Moody** (Arkansas) **ranked 2nd in the NCAA in free throws made (151) and attempted (186)**
- 2021-22 Four Razorbacks ranked among the SEC top 15 in free throws made
- 2022-23 Ricky Council IV (Arkansas) ranked 11th in the NCAA in FT made and 18th in FT att



Suits & Sneakers Gala NWA 2023

- Under the direction of Danyelle Musselman and a goal of \$600,00, the **MEN'S BASKETBALL PROGRAM HELPED RAISE \$842,000** for the **AMERICAN CANCER SOCIETY (10/13/23).**
- It was the third-straight year the Musselmans chaired the event.
- On Jan. 23, 2023, **Danyelle Musselman**, was presented the **St. George Award** by the American Cancer Society for her work as a philanthropic leader in the community and for helping raise over one million dollars with the Suits and Sneakers campaign in 2022-23. The St. George Award is one of the highest volunteer honors of the American Cancer Society.

HOGS HELP UNITED WAY

- Arkansas hosted Purdue for a charity exhibition game on Oct. 28. The game was a sell out despite not part of the 2023-24 Arkansas season ticket package and all fans having to purchase a ticket for the game.
- On Dec. 4, during the Furman game, the athletics department presented a check for **\$254,694** to **Arkansas 211, part of the United Way**, and will help those affected by tornadoes in Arkansas this past spring.
- Arkansas won the game, 81-77, in overtime versus the Boilermakers.

RAZORBACK REJECTIONS

| Opponent | Blocked Shots | Leader(s) | # |
|-------------------|---------------|-------------------|--------|
| Alcorn | 4 | Fall | 2 |
| Gardner-Webb | 15 | Brazile Mitchell | 5 4 |
| | | Fall | 2 |
| Old Dominion | 6 | Brazile | 4 |
| UNC Greensboro | 6 | Brazile Davenport | 2 2 |
| vs Stanford | 5 | Lawson | 5 |
| vs Memphis | 2 | Mitchell | 2 |
| vs North Carolina | 6 | Brazile | 2 |
| Duke | 10 | Lawson | 6 |
| Furman | 10 | Lawson Blocker | 3 3 |
| | | Brazile | 2 |
| vs Oklahoma | 6 | Mitchell | 3 |
| | | Graham | 2 |
| vs Lipscomb | 5 | Graham | 2 |
| Abilene Christian | 6 | Lawson | 2 |
| | | Graham | 2 |
| UNC Wilmington | 5 | Mitchell | 2 |
| Auburn | 4 | Brazile | 3 |
| at Georgia | 7 | Mitchell | 3 |
| | | Mark | 3 |
| at Florida | 8 | Mitchell | 3 |
| | | Graham | 2 |
| Texas A&M | 9 | Mark | 3 |
| | | Menifield | 2 |
| South Carolina | 3 | Three with | 1 |
| at Ole Miss | 8 | Pinion | 3 |
| Kentucky | 9 | Mitchell | 4 |
| | | Lawson | 2 |
| at Missouri | 6 | Graham | 3 |
| | | Mark | 2 |
| at LSU | 3 | Graham | 2 |
| at Missouri | 6 | Mitchell | 3 |
| | | Mark | 2 |

PLAYER MISCELLANEOUS STATS

* - Indicates played in some games but redshirted that season

LED HIS TEAM IN SCORING (INCLUDES TIES)

| Player | 19-20 | 20-21 | 21-22 | 22-23 | 23-24 | Career |
|-----------|-------|-------|-------|-------|-------|--------|
| Battle | 0 | 5 | 6* | 15 | 7 | 33 |
| Blocker | - | - | - | - | 1 | 1 |
| Brazile | - | - | 0 | 2* | 0 | 2 |
| Davenport | 0 | 7 | 12 | 5 | 0 | 24 |
| Davis | - | 3 | 1 | 8 | 0 | 12 |
| Ellis | JC | JC | 5 | 21 | 2 | 28 |
| Graham | 0 | 0 | 3 | 4 | 0 | 7 |
| Harris | RS | 0 | 0 | 2 | 0 | 2 |
| Mark | - | 0 | 2* | 4 | 10 | 16 |
| Menifield | - | - | - | 4 | 3 | 7 |
| Mitchell | 0 | 0 | 4 | 0 | 1 | 5 |

LED HIS TEAM IN REBOUNDING (INCLUDES TIES)

| Player | 19-20 | 20-21 | 21-22 | 22-23 | 23-24 | Career |
|-----------|-------|-------|-------|-------|-------|--------|
| Battle | 0 | 4 | 1* | 5 | 1 | 11 |
| Brazile | - | - | 7 | 5* | 10 | 22 |
| Davenport | 0 | 3 | 10 | 11 | 0 | 24 |
| Davis | - | 2 | 0 | 5 | 2 | 9 |
| Ellis | JC | JC | 0 | 0 | 2 | 2 |
| Graham | 0 | 6 | 8 | 2 | 1 | 17 |
| Harris | RS | 3 | 0 | 10 | 0 | 13 |
| Lawson | 4 | 0 | 0 | 5 | 1 | 10 |
| Mark | - | 1 | 0* | 1 | 5 | 7 |
| Mitchell | 0 | 2 | 15 | 12 | 5 | 34 |

LED HIS TEAM IN ASSISTS (INCLUDES TIES)

| Player | 19-20 | 20-21 | 21-22 | 22-23 | 23-24 | Career |
|-----------|-------|-------|-------|-------|-------|--------|
| Battle | 1 | 3 | 0 | 4 | 0 | 8 |
| Blocker | - | - | - | - | 3 | 3 |
| Brazile | - | - | 0 | 0 | 0 | 0 |
| Davenport | 0 | 2 | 2 | 5 | 1 | 10 |
| Davis | - | 6 | 10 | 8 | 7 | 31 |
| Ellis | JC | JC | 3 | 30 | 6 | 39 |
| Graham | 0 | 0 | 3 | 1 | 2 | 6 |
| Harris | RS | 0 | 1 | 0 | 0 | 1 |
| Lawson | 2 | 0 | 0 | 1 | 2 | 5 |
| Mark | - | 1 | 1* | 2 | 4 | 8 |
| Menifield | - | - | - | 17 | 2 | 19 |
| Mitchell | 0 | 0 | 5 | 3 | 3 | 11 |

DOUBLE-FIGURE SCORING GAMES

| Player | 19-20 | 20-21 | 21-22 | 22-23 | 23-24 | Career |
|-----------|-------|-------|-------|-------|-------|--------|
| Battle | 2 | 8 | 6* | 23 | 10 | 49 |
| Blocker | - | - | - | - | 2 | 2 |
| Brazile | - | - | 4 | 6* | 8 | 18 |
| Davenport | 0 | 12 | 23 | 13 | 3 | 51 |
| Davis | - | 14 | 13 | 19 | 5 | 51 |
| Ellis | - | - | 13 | 28 | 5 | 46 |
| Graham | 1 | 9 | 15 | 6 | 5 | 36 |
| Harris | RS | 1 | 3 | 14 | 0 | 17 |
| Lawson | 1 | 1 | 0 | 3 | 1 | 6 |
| Mark | - | 10 | 2* | 20 | 17 | 49 |
| Menifield | - | - | - | 15 | 5 | 20 |
| Mitchell | 1 | 1 | 19 | 10 | 5 | 37 |
| Pinion | - | - | - | 3 | 2 | 5 |

DOUBLE FIGURE REBOUNDING GAMES

| Player | 19-20 | 20-21 | 21-22 | 22-23 | 23-24 | Career |
|-----------|-------|-------|-------|-------|-------|--------|
| Battle | 0 | 3 | 0* | 0 | 0 | 3 |
| Brazile | - | - | 1 | 2* | 3 | 6 |
| Davenport | 0 | 1 | 3 | 0 | 0 | 4 |
| Davis | - | 0 | 0 | 3 | 1 | 4 |
| Graham | 0 | 3 | 1 | 0 | 0 | 4 |
| Harris | RS | 3 | 0 | 3 | 0 | 6 |
| Lawson | 1 | 0 | 0 | 1 | 2 | 4 |
| Mark | - | 0 | 0* | 0 | 1 | 1 |
| Mitchell | 0 | 1 | 10 | 3 | 3 | 17 |

DOUBLE FIGURE ASSISTS GAMES

| Player | 19-20 | 20-21 | 21-22 | 22-23 | 23-24 | Career |
|--------|-------|-------|-------|-------|-------|--------|
| Ellis | JC | JC | 0 | 1 | 0 | 1 |

DOUBLE-DOUBLES

| Player | 19-20 | 20-21 | 21-22 | 22-23 | 23-24 | Career |
|-----------|-------|-------|-------|-------|-------|--------|
| Battle | 0 | 3 | 0* | 0 | 0 | 3 |
| Brazile | - | - | 0 | 2* | 3 | 5 |
| Davenport | 0 | 1 | 3 | 0 | 0 | 4 |
| Davis | - | 0 | 0 | 2 | 0 | 2 |
| Ellis | JC | JC | 0 | 1 | 0 | 1 |
| Graham | 0 | 3 | 1 | 0 | 0 | 4 |
| Harris | RS | 0 | 0 | 3 | 0 | 3 |
| Lawson | 1 | 0 | 0 | 0 | 0 | 1 |
| Mark | - | 0 | 0* | 0 | 1 | 1 |
| Mitchell | 0 | 1 | 7 | 2 | 3 | 13 |

TRIPLE-DOUBLES

| Player | 19-20 | 20-21 | 21-22 | 22-23 | 23-24 | Career |
|--------|-------|-------|-------|-------|-------|--------|
| .. | - | - | - | - | - | - |

Bench Warmers

• ARKANSAS RANKS 12th IN THE NCAA (2nd in the SEC) IN BENCH SCORING (31.35 ppg)

• That number was bolstered in the Abilene Christian win as Arkansas scored 62 of its 83 points from the bench.

• Coach Muss teams (Nevada and Arkansas) are 109-19 when out-scoring opponents' bench.

• Arkansas in the Muss era is 56-18 when out-scoring opponents' bench ... Five the 18 losses have come this year:

- Memphis (54-18) • Oklahoma (51-27) • Florida (36-29) • South Carolina (22-17) • Ole Miss (29-15)

• Arkansas has scored 40-plus points off the bench seven times this season.

• 62 of 83 pts vs ACU 25 by Mark/18 by Battle/11 by Menifield

• 53 of 70 pts vs Oklahoma 13 by Battle/12 by Davenport

• 51 of 97 pts vs Furman 25 by Battle

• 49 of 93 pts vs Alcorn State 21 by Battle

• 46 of 69 pts vs Lipscomb 17 by Mark/12 By Mitchell/11 by Graham

• 42 of 78 pts vs Georgia 15 by Menifield/14 by Mitchell/11 by Graham

• 40 of 86 pts vs Gardner-Webb 21 by Battle

• The 62 points off the bench vs Abilene Christian ties for the most by the Razorbacks in the Musselman era.

• Arkansas also score 62 bench points in a 142-62 win over Mississippi Valley State in the 2020-21 opener.

• In the Musselman era, 6 of the top 7 bench scoring games have come this year.

• The other time was when Arkansas scored 48 bench points in a win over Hofstra in 2020-21.

50% FG

• Arkansas has shot at least 50% from the field in 9 times this season.

• The Hogs shot 54.1% (33-of-61) at Missouri to snap a 7-game streak of shooting 40% or worse (and back-to-back games shooting 33.3%) and shot 57.1% in the win over Georgia, including 73.37% in the second half.

• As a comparison, Arkansas only shot at least 50% from the field in

• 11 of 36 gms in 2022-23

• 9 of 23 gms in 2023-24

• 7 of 37 gms in 2021-22

• 8 of 32 gms in 202-21

• 4 of 32 gms in 2019-20

Just a Minute ... or 20 ... or 40

• Arkansas has two of the top 20 players among the SEC in minutes played.

• Tramon Mark 8th - 31.86

• In the double-overtime win over Stanford three Razorbacks played over 40 minutes including all 10 minutes of both overtimes - Trevon Brazile (45:22), Devo Davis (45:14) and Tramon Mark (41:08).

• Versus Texas A&M, Tramon Mark played all 40 minutes while scoring a career-high 35 points and making the game winner.

• GAMES A RAZORBACK PLAYED ALL 20 MINUTES IN A HALF (indicates which half)

• Devo Davis 7 ODU (2) • UNCG (2) • Stanford (2 + all 10 in OT) • Memphis (2) • FUR (2) • ACU (2) • @UGA (2)

• Tramon Mark 7 UNCG (2) • Duke (2) • ACU (2) • @UGA (2) • TXAM (1 AND 2) • UGA (2)

• El Ellis 3 UNCG (2) • Duke (2) • vs UGA (2)

• Keyon Menifield 2 ACU (2) • UNCW (2)

• Trevon Brazile 1 Memphis (2)

• Khalif Battle 1 UK (2)

Devo Returns vs Georgia

• After stepping away from the team after loss at Ole Miss and missing the next three contests, Davonte Davis returned to the team last week and wound up playing 34:34 off the bench in his return versus Georgia.

• He only scored three points, making his only shot - a 3-pointer in the first half - but did some "Devo" things.

• Had four rebounds • three assists • two steals and tied for the team lead with a +8

El Magnifico, Scored 15 in 2 of Hogs' 3 SEC Wins

• El Ellis did not play in the win at Missouri nor the loss at LSU. However, he started in the Georgia and played 37:24, including all 20 minutes of the second half.

• He tied for the team lead in points (15), rebounds (5), assists (3) and steals (3) while making a season-high in 3-pointers (3).

• Ellis also scored 15 in the win over Texas A&M. He was just 3-of-11 from the field, but was 8-of-8 at the line.

• Ellis also came up huge in the win over Duke with nine points and six assists with zero turnovers.

Mitchell Doubles Up vs UK & MIZ; Has Career Games in Process

• Maki Mitchell has 13 career double-doubles and three this year with two coming in back-to-back games. He played his best overall game in the loss to Kentucky then bettered it the next time out in the win at Mizzou.

• UK 12 pts 13 reb (4 off & 9 def) 2-5 FG 8-10 FT

• @ MIZ 19 pts 14 reb (5 off & 9 def) 8-13 FG 3-4 FT

• Notes from the double-doubles include:

• 8 free throws made tied his career high

• 19 points tied his career high

• 8 field goals made are a career high

• 14 rebounds were his second-best career effort (career-high is 18)

• His 14 rebs (at MIZ) and 4 blocked shots (vs UK) are SEC career highs

• Had 9 offensive rebs in last 2 gms, only had 12 in his first 19 gms

• Mitchell is the first Hog to post at least 19 and 14 off the bench since Oliver Miller had 23 and 17 versus Minnesota Nov. 25, 1991. (HogStats)

• Mitchell missed a third-straight double-double at LSU but he did score 10 points and had a team-best four assists.

1st 6 SEC Gms 2.83 ppg // 17 pts (8-17 FG • 1-1 FT) 2.5 rpg // 15 rebs (3 off • 12 def)

Last 4 SEC Gms 13.8 ppg // 55 pts (17-28 FG • 21-26 FT) 8.8 rpg // 35 rebs (10 off • 25 def)

Graham Finding Groove

• Jalen Graham has turned up his play of late.

SINCE MISSING TRIP TO BAHAMAS (back spasms) and being limited the next two ... Over the last 14 games (since Okla):

• Leads the team with 19 offensive rebounds

• Second on the team in blocked shots with 19 - Has at least one blocked shot in 12 of his last 14 games

• 2nd on the team in scoring (8.9), steals (9), FG made (54) and attempted (91)

- ^ **AT MIZZOU: 13 points - season-high four assists - tied career highs with four steals and three blocked shots**
- ^ **AT LSU: scored a season-high 18 points and added two steals and two blocked shots**

On the Mark; Has Led Team in Scoring 10x

- Tramon Mark was on the **Jerry West Shooting Guard of the Year watch list** and lived up to the billing.
- ^ He has led the team in scoring 10 times.
- ^ He leads the team and ranks 5th in the SEC in scoring (17.6 ppg).
- ^ He is shooting 51.4% from the field to rank 5th in the league. **(Mark only shot 39% from the field last year at Houston.)**
- ^ Ranks 8th in the SEC in free throws made (95) and 8th in field goals made (126) - DESPITE MISSING TWO GAMES.
- **PRIOR TO INJURY VS UNC.....**
 - ^ **Had 21-point effort versus UNC Greensboro despite rolling his ankle early in the game.**
 - ^ **NEXT, missed a then career-high by one point vs Stanford with 25 points, going a career-best 12-of-15 from the line.**
 - Scored 19 of his 25 vs Stanford after halftime (11 in the second half and nine in the two overtimes)
 - ^ **THEN, scored a career-high 34 in the loss to North Carolina**
 - Scored 20 in the first half, making 8-of-8 from the field (2-of-2 3PT).
 - ^ **Made the five-man All-Tournament Team despite Arkansas going 1-2 at the Battle for Atlantis**
- **AFTER THE INJURY VS UNC....**
 - ^ Missed the Duke game THEN Only scored a total of 15 points in the next two games (7 vs Furman and 8 vs Oklahoma)
- **THEN, OVER HIS LAST 12 ... 12 STRAIGHT IN DOUBLE DIGITS**
 - 18.75 pts (225 tot) • 12 in games double-digits • 5 20-plus games • including career-high 35 vs TXAM
 - 5.17 rebs (62 tot) • including his 1st career double-double with 11 vs ACU
 - 40 3PT% (12-of-30) • 82.3 FT% (65-of-79)
 - 20 assists • 16 blocked shots • 17 steals
- Has multiple steals in four straight, at least one in five straight and at least one in 8 of his last 10.
- Has at least one blocked shot in three straight and six of his last eight.

Mark Making His Case for All-SEC

| | G | MIN | PPG | RPG | FG | 3PT | FT | ASST | TO | BLK | STL |
|-----------|----|------|------|-----|----------------|---------------|---------------|------|----|-----|-----|
| • Non-Con | 12 | 29.7 | 17.0 | 3.3 | 72-130 (55.4%) | 16-37 (43.2%) | 44-58 (75.9%) | 18 | 16 | 5 | 9 |
| • SEC | 9 | 34.6 | 18.3 | 5.1 | 54-115 (47.0%) | 6-22 (27.3%) | 51-63 (81.0%) | 14 | 17 | 12 | 16 |

When 35 Was Greater Than 41

- In Arkansas' win over Texas A&M, two players from opposing team combined for 76 of the 155 points scored as Texas A&M's Wade Taylor IV had a career-high 41 points and Arkansas' Tramon Mark scored a career-high 35.
- ^ **It was the most combined points by opposing players in Bud Walton Arena history. (Record for any Arkansas game was 78 with Martin Terry's 47 points vs SMU's Sammy Hervy's 31 in 1983. Previous Bud Walton record for combined points was 66 with Rotnei Clarke's 51 and Alcorn's Tony Eackles with 15.)**
- Taylor did score 41, but he did so on 32 shot attempts (making 12 including 5 3's). He added six rebounds.
- Mark's overall performance was slightly better than Wade's and ... after all ... Mark did make score Arkansas' final 9 points including the game winner with 1.1 seconds left. His 35 points came on just 15 shot attempts while adding five rebounds and three blocked shots. Mark did most of his damage at the free throw line, going 17-of-22.
- ^ **17 FT made ties for 5th all-time and ties for 2nd in SEC game**
- ^ **22 FTA ties for 3rd all-time and ties the record for SEC game.**
- It was Mark's second 30-point game this season, getting 34 in the loss to North Carolina in the Battle 4 Atlantis.

Menifield Makes Debut versus Lipscomb; Was +38 in First Two Games; Leading Scorer 3x

- Arkansas sophomore guard Keyon Menifield Jr., was granted a waiver by the NCAA (Dec. 15) and became immediately eligible allowing him to make his Razorback debut against Lipscomb at Simmons Bank Arena in North Little Rock. His eligibility was restored following the end of the Fall academic semester.
- Menifield came to Arkansas after being on the PAC-12 All-Freshman Team last season at the University of Washington. He has been with the Razorback program since the summer.
- **Versus Lipscomb**, Menifield played 18:52, had three rebounds and two assists.
- **Versus Abilene Christian**, Menifield played 28:19 - including all 20 minutes of the second half - and **was a team-best +21** as Arkansas erased a seven-point halftime deficit to win by 10. He scored all 11 of his points in the second half.
- **Versus UNCW**, Menifield was named **SEC PLAYER OF THE WEEK** after scoring a **career-high 32 points** ... Played 35:05 - including all 20 minutes of the second half - and was **1 of 2 Hogs in double-digits for plus/minus at +17** in the 16-point win.
- **Versus Auburn: Led the team in scoring with 14** thanks to tynig a career-high with 4 3-pointers made. He also led the team with four assists (team had eight total).
- **Versus Georgia: Tied for the team lead with 15 points** ... Scored 11 in the second half.

Menifield Named SEC Player of the Week

- Arkansas sophomore guard Keyon Menifield Jr., was named the SEC Player of the Week after scoring a career-high 32 points in the win over UNC Wilmington last Saturday.
- Menifield was 8-of-14 from the field (including 3-of-7 from 3-point range) while connecting on 13-of-17 from the free throw line. In fact, he drew nine fouls while committing zero. He added five assists and four rebounds.
- Also, in a 16-point win, Menifield was one of just two Razorbacks with a plus/minus in double digits at +17.
- Menifield scored 17 of his 32 in the first half as Arkansas took a seven-point lead at the break, going 5-of-7 from the field (2-of-3 from deep) and making 5-of-8 from the line. He was the only Razorback to play all 20 minutes of the second half where he scored 15 points thanks to making 8-of-9 at the line.
- By scoring 30-plus points in just his third game as a Razorback, Menifield ties Ted Thompson for the quickest to 30 points in a Razorback uniform. Thompson scored 33 points in his third game (vs. Western Kentucky 12/3/1973).

Long Arms of the Law

- **Chandler Lawson, who has a 7-7 wingspan**, has 24 blocked shots this season.
- ^ Had a **then career-high five blocked shots versus Stanford.**
- ^ Tallied a **career-high six blocked shots versus Duke All-American Kyle Filipowski.**
- ^ Had three blocked shots in the win over Furman.
- ^ **BTW, in the charity exhibition vs Purdue, he had three blocked shots and three steals guarding reigning Player of the Year Zach Edey.**
- **Lawson has 24 blocked shots in 22 games this season, bettering any of his previous years' totals.**
- ^ FR at Oregon (14) SO at Oregon (12) JR at Memphis (9) SR at Memphis (19) **GradSR at Arkansas (24)**

TEAM MISCELLANEOUS STATS

RECORD BREAKDOWN

| | | |
|------------------------------------|--------------|------------------|
| At Bud Walton Arena | 2023-24: 8-4 | Muss Era: 68-13 |
| On The Road | 2023-24: 1-4 | Muss Era: 17-28 |
| Neutral Site | 2023-24: 2-3 | Muss Era: 21-12 |
| White "Razorbacks" Uni | 2023-24: 2-0 | Muss Era: 21-1 * |
| White '94 "Razorbacks" Uni | 2023-24: 3-1 | Muss Era: 26-8 ! |
| White "Hog" Uni | 2023-24: 2-1 | Muss Era: 18-5 |
| White "Arkansas" Uni | 2023-24: 2-0 | Muss Era: 10-1 |
| White "Hog A" Uni | 2023-24: 0-1 | Muss Era: 3-2 |
| White "Slobbering Hog" Uni | 2023-24: 1-1 | Muss Era: 1-2 |
| White Rd "Arkansas Razorbacks" | 2023-24: 1-0 | Muss Era: 1-0 |
| Pink "Arkansas" Uni | 2023-24: 0-0 | Muss Era: 1-0 |
| Cardinal "Arkansas" Uni | 2023-24: 0-2 | Muss Era: 10-17 |
| Cardinal "Razorbacks" Uni | 2023-24: 0-2 | Muss Era: 2-5 |
| Cardinal Camo "Arkansas" Uni | 2023-24: 0-0 | Muss Era: 4-0 ^^ |
| Cardinal "Hog" Uni | 2023-24: 0-1 | Muss Era: 5-4 + |
| Cardinal "Arkansas Razorbacks" Uni | 2023-24: 1-0 | Muss Era: 2-1 |
| Cardinal "Slobbering Hog" Uni | 2023-24: 0-1 | Muss Era: 1-2 |
| Cardinal '94 "Razorbacks" Uni | 2023-24: 0-1 | Muss Era: 1-3 ~ |
| Anthracite Uni | 2023-24: 0-0 | Muss Era: 1-2 |

* L at Vandy '23 • ! L at Baylor • ~ home W vs Fla '23
^ home W vs Fordham & Ole Miss '22-23 • + home W vs Tenn '22

GENERAL

| | | |
|-----------------------|--------------|-----------------|
| When ARK wins tip | 2023-24: 9-7 | Muss Era: 71-26 |
| When OPP wins tip | 2023-24: 3-4 | Muss Era: 36-27 |
| When ARK scores first | 2023-24: 8-4 | Muss Era: 63-20 |
| When OPP scores first | 2023-24: 4-7 | Muss Era: 44-33 |

LEADS AND DEFICITS

| | | |
|--|---|-----------------|
| Leading at the half | 2023-24: 11-2 | Muss Era: 84-11 |
| • 2023-24: home: 8-1 / road: 1-0 / neutral 2-1 | | |
| Trailing at the half | 2023-24: 1-9 | Muss Era: 21-40 |
| • 2023-24: home: 1-1 / road: 0-4 / neutral 0-2 | | |
| Tied at the half | 2023-24: 0-0 | Muss Era: 2-1 |
| • 2023-24: home: 0-0 / road: 0-0 / neutral 0-0 | | |
| '23-24 W/ 5:00 left | Leading: 11-0 Trailing: 1-11 Tied: 0-0 | |
| • Muss Era | Leading: 95-6 Trailing: 10-45 Tied: 2-2 | |
| '23-24 W/ 2:00 left | Leading: 10-0 Trailing: 1-11 Tied: 1-0 | |
| • Muss Era | Leading: 96-5 Trailing: 9-44 Tied: 2-4 | |

| | | |
|----------------------------|--------------|-----------------|
| GMS decided by 1-to-5 pts | 2023-24: 5-1 | Muss Era: 24-17 |
| GMS decided by 6-to-10 pts | 2023-24: 3-4 | Muss Era: 26-17 |
| GMS decided by 11+ pts | 2023-24: 4-6 | Muss Era: 57-16 |
| Overtime games | 2023-24: 0-0 | Muss Era: 5-3 |

OFFENSE

| | | |
|-----------------------------|--------------|-----------------|
| Scoring less than 70 points | 2023-24: 1-6 | Muss Era: 20-26 |
| Scoring 70-79 points | 2023-24: 3-5 | Muss Era: 39-21 |
| Scoring 80-89 points | 2023-24: 4-0 | Muss Era: 29-6 |
| Scoring 90-99 points | 2023-24: 3-0 | Muss Era: 15-0 |
| Scoring 100+ points | 2023-24: 1-0 | Muss Era: 4-0 |
| 1-2 Hogs in Double Figures | 2023-24: 2-5 | Muss Era: 6-17 |
| 3 Hogs in Double Figures | 2023-24: 5-3 | Muss Era: 43-23 |
| 4 Hogs in Double Figures | 2023-24: 2-3 | Muss Era: 40-11 |
| 5-7 Hogs in Double Figures | 2023-24: 3-0 | Muss Era: 26-2 |
| 8+ Hogs in Double Figures | 2023-24: 0-0 | Muss Era: 1-0 |
| At least 1 Hog Scores 20+ | 2023-24: 8-5 | Muss Era: 53-25 |
| 2+ Hogs Score 20+ | 2023-24: 0-0 | Muss Era: 19-9 |

SHOOTING PERCENTAGE

| | FG PCT | 3FG PCT |
|---------------------------|-------------|-------------|
| 50% or Better (Muss Era) | 9-0 (37-2) | 1-0 (8-1) |
| 49.9% - 40% (Muss Era) | 1-6 (55-32) | 5-0 (19-5) |
| 39.9% - 30% (Muss Era) | 2-5 (15-18) | 5-2 (36-18) |
| 29.9% or Worse (Muss Era) | 0-0 (0-1) | 1-9 (44-29) |

REBOUNDING/TURNOVERS

| | | |
|----------------------------|---------------|-----------------|
| Out-rebounding opponent | 2023-24: 10-2 | Muss Era: 67-11 |
| Out-rebounded by opp. | 2023-24: 2-9 | Muss Era: 36-39 |
| Rebounds are even | 2023-24: 0-0 | Muss Era: 4-3 |
| Grabbing 10+ off reb | 2023-24: 4-3 | Muss Era: 54-27 |
| Forcing 15+ turnovers | 2023-24: 2-2 | Muss Era: 53-22 |
| Committing less than 15 TO | 2023-24: 9-9 | Muss Era: 79-30 |

BY MONTH

| | | |
|-------------|--------------|-----------------|
| In November | 2023-24: 5-3 | Muss Era: 26-4 |
| In December | 2023-24: 4-1 | Muss Era: 24-6 |
| In January | 2023-24: 2-5 | Muss Era: 20-21 |
| In February | 2023-24: 1-1 | Muss Era: 21-12 |
| In March | 2023-24: 0-0 | Muss Era: 16-9 |
| In April | 2023-24: 0-0 | Muss Era: 0-0 |

PLAYER MISCELLANEOUS STATS

20+ POINT SCORING GAMES

| Player | 19-20 | 20-21 | 21-22 | 22-23 | 23-24 | Career |
|-----------|-------|-------|-------|-------|-------|--------|
| Battle | 0 | 4 | 5 * | 12 | 5 | 26 |
| Brazile | - | - | 0 | 3 * | 0 | 3 |
| Davenport | 0 | 1 | 6 | 2 | 0 | 9 |
| Davis | - | 1 | 1 | 2 | 0 | 4 |
| Ellis | JC | JC | 2 | 13 | 0 | 15 |
| Graham | 0 | 0 | 0 | 1 | 0 | 1 |
| Harris | RS | 0 | 0 | 1 | 0 | 1 |
| Mark | - | 2 | 1 * | 3 | 7 | 13 |
| Menifield | - | - | - | 5 | 1 | 5 |

30+/40+ POINT SCORING GAMES

| Player | 19-20 | 20-21 | 21-22 | 22-23 | 23-24 | Career |
|-----------|-------|-------|-------|-------|-------|--------|
| Battle | 0/0 | 1/0 | 0/0 * | 0/0 | 0/0 | 1/0 |
| Ellis | JC | JC | 0/0 | 2/0 | 0/0 | 2/0 |
| Mark | - | 0/0 | 0/0 * | 0/0 | 2/0 | 2/0 |
| Menifield | - | - | - | 0/0 | 1/0 | 1/0 |

1+3+ THREE-POINTERS MADE IN A GAME

| Player | 19-20 | 20-21 | 21-22 | 22-23 | 23-24 | Career |
|-----------|-------|-------|-------|-------|-------|--------|
| Battle | 9/0 | 9/5 | 6/5 * | 25/17 | 15/6 | 64/33 |
| Brazile | - | - | 10/0 | 5/3 * | 12/1 | 27/4 |
| Davenport | 2/0 | 19/10 | 26/18 | 30/12 | 13/0 | 90/40 |
| Davis | - | 2/0 | 11/1 | 22/6 | 8/2 | 43/9 |
| Ellis | JC | JC | 21/6 | 26/10 | 9/1 | 56/17 |
| Graham | 0/0 | 0/0 | 1/0 | 0/0 | 0/0 | 1/0 |
| Lawson | 1/0 | 4/0 | 0/0 | 6/0 | 6/0 | 17/0 |
| Mark | - | 13/0 | 3/0 * | 24/1 | 11/3 | 51/4 |
| Mitchell | 0 | 0 | 7/0 | 1/0 | 0/0 | 8/0 |
| Menifield | - | - | - | 21/18 | 6/2 | 27/20 |
| Pinion | - | - | - | 7/2 | 3/0 | 10/2 |

5+ REBOUNDS IN A GAME

| Player | 19-20 | 20-21 | 21-22 | 22-23 | 23-24 | Career |
|-----------|-------|-------|-------|-------|-------|--------|
| Battle | 0 | 8 | 2 * | 10 | 3 | 23 |
| Blocker | - | - | - | - | 1 | 1 |
| Brazile | - | - | 16 | 6 * | 12 | 34 |
| Davenport | 1 | 14 | 19 | 16 | 0 | 50 |
| Davis | - | 15 | 14 | 16 | 8 | 53 |
| Ellis | JC | JC | 3 | 2 | 2 | 7 |
| Graham | 6 | 9 | 11 | 7 | 5 | 38 |
| Harris | RS | 8 | 3 | 14 | 1 | 26 |
| Lawson | 10 | 5 | 3 | 16 | 6 | 40 |
| Mark | - | 8 | 0 * | 22 | 8 | 38 |
| Menifield | - | - | - | 8 | 1 | 9 |
| Mitchell | 3 | 4 | 20 | 19 | 8 | 54 |
| Pinion | - | - | - | 1 | 0 | 1 |

3+5+ ASSISTS IN A GAME

| Player | 19-20 | 20-21 | 21-22 | 22-23 | 23-24 | Career |
|-----------|-------|-------|-------|-------|-------|--------|
| Battle | 1/0 | 5/2 | 0/0 * | 6/1 | 2/1 | 14/1 |
| Blocker | - | - | - | - | 4/1 | 4/1 |
| Davenport | 0/0 | 4/3 | 2/0 | 8/3 | 3/0 | 16/6 |
| Davis | - | 9/4 | 18/6 | 18/4 | 7/3 | 52/17 |
| Ellis | JC | JC | 7/1 | 25/15 | 6/2 | 38/18 |
| Graham | 2/0 | 0/0 | 8/2 | 1/0 | 1/0 | 12/2 |
| Harris | RS | 0/0 | 1/0 | 0/0 | 0/0 | 1/0 |
| Lawson | 6/2 | 1/1 | 0/0 | 2/0 | 1/0 | 10/3 |
| Mark | - | 9/2 | 4/0 * | 10/4 | 4/0 | 27/6 |
| Menifield | - | - | - | 18/9 | 3/1 | 21/10 |
| Mitchell | 0 | 0 | 5/2 | 4/0 | 2/0 | 11/2 |
| Pinion | - | - | - | 1/0 | 0/0 | 1/0 |

3+ BLOCKS IN A GAME

| Player | 19-20 | 20-21 | 21-22 | 22-23 | 23-24 | Career |
|----------|-------|-------|-------|-------|-------|--------|
| Brazile | - | - | 5 * | 1 | 3 | 9 |
| Blocker | - | - | - | - | 1 | 1 |
| Graham | 2 | 4 | 2 | 1 | 1 | 10 |
| Lawson | 0 | 0 | 1 | 3 | 3 | 7 |
| Mark | - | 0 | 0 * | 0 | 2 | 12 |
| Mitchell | 0 | 0 | 6 | 6 | 5 | 17 |
| Pinion | - | - | - | 0 | 1 | 1 |

3+ STEALS IN A GAME

| Player | 19-20 | 20-21 | 21-22 | 22-23 | 23-24 | Career |
|-----------|-------|-------|-------|-------|-------|--------|
| Battle | 0 | 0 | 0 * | 2 | 0 | 2 |
| Blocker | - | - | - | - | 2 | 2 |
| Davenport | 0 | 2 | 1 | 0 | 0 | 3 |
| Davis | - | 3 | 3 | 5 | 1 | 12 |
| Ellis | JC | JC | 0 | 3 | 1 | 4 |
| Graham | 1 | 0 | 2 | 0 | 1 | 4 |
| Harris | RS | 1 | 0 | 0 | 0 | 1 |
| Lawson | 0 | 0 | 0 | 1 | 0 | 1 |
| Mark | - | 4 | 1 * | 3 | 4 | 12 |
| Menifield | - | - | - | 3 | 3 | 3 |
| Mitchell | 0 | 0 | 2 | 4 | 0 | 6 |

DUNKS

| Player | 19-20 | 20-21 | 21-22 | 22-23 | 23-24 | Career |
|-----------|-------|-------|-------|-------|-------|--------|
| Battle | NA | NA | NA * | NA | 1 | 1 |
| Blocker | - | - | - | - | 5 | 5 |
| Brazile | - | - | NA | 12 * | 22 | 34 |
| Davenport | NA | NA | NA | NA | 0 | 0 |
| Davis | - | 5 | 6 | 4 | 1 | 16 |
| Ellis | JC | JC | NA | NA | 1 | 1 |
| Graham | NA | NA | NA | 19 | 13 | 32 |
| Harris | RS | NA | NA | NA | 0 | 0 |
| Lawson | NA | NA | NA | NA | 6 | 6 |
| Mark | - | NA | NA * | NA | 5 | 5 |
| Mitchell | NA | NA | NA | 25 | 7 | 32 |
| Pinion | - | - | - | 2 | 1 | 3 |

* - Indicates played some games but redshirted that season



SEC PLAYERS OF THE WEEK

Trevon Brazile

Dec. 4, 2023 vs Duke

Double-Double (19 pts - 11 rebs) • Career-high 4 3-pointers

Keyon Menifield Jr.

Jan. 1, 2024 vs UNCW

Career-high 32 points • 13-of-17 FT • 5 Assists • 4 Rebounds

Blocker Brings It

- Coach Musselman praised the efforts of Layden Blocker in the loss at Florida and he had bright moments at Ole Miss.
- BLOCKER led the team with a career-high 14 points at Florida and led the team with three assists at Ole Miss.**
 - He was a career-best 6-of-10 at the free throw line at Florida and added four rebounds and two steals.
 - He was a team-best +7 in 5:27 played versus Kentucky.
 - At Mizzou, Blocker started, was 2-of-2 from the field and 5-of-6 at the line with three offensive rebounds.
- DID YOU KNOW ...** Blocker is second on the team lead with 18 steals and has led the team in steals six times.

Brazile Had 3 Double-Doubles in 4-Game Span (Stanford, Memphis and Duke)

- Trevon Brazile has posted five career double-doubles ... three in a four-game span this year (Stanford, Memphis and Duke).
- He ranks 6th in the SEC in double-doubles with three.
 - Had 14 points and 17 rebounds in the double-overtime win over Stanford.
 - Added 13 points and 10 rebounds versus Memphis.
 - Tallied 19 points and 11 rebound in the win over Duke.
- The 17 boards vs Stanford are a career high and were the most by an SEC player this season (now 3rd most).
- Brazile did a lot of his rebounding on the offensive end in the double-doubles.
 - Had 8 offensive boards in the Stanford win
 - Had 7 offensive boards in the Memphis loss

Brazile Named SEC Player of the Week; Then Rolls Ankle & Was Limited vs Oklahoma

- Monday - Dec. 4, was an eventful day for redshirt sophomore Trevon Brazile.
- First, Brazile was named **SEC Player of the Week** for his impressive performance in the Duke win.
 - Recorded a double-double with 19 points and 11 rebounds.
 - Made a career-high four 3-pointers and all 11 rebounds were on the defensive end to set a career high.
 - It was his third double-double in a four-game span (fifth of his career).
 - His final 3-pointer made was a basket with 2:16 left to put the Hogs up 12.
 - Was 4-of-5 from the field (2-of-3 from 3PT) with 11 points and six rebounds in the first half. In the second half, he was 2-of-4 (2-of-4 from 3PT) with five rebounds, eight points and both of his blocked shots.
- Later Monday, versus Furman, Brazile scored 13 points, making 2-of-3 from 3PT, before exiting the game with 2:41 left with a sprained ankle.
 - He did start the Oklahoma game and played 15:21. However, he only played 4:13 in the second half.
 - Finished with 0 points and just 1 rebound ... but he did have an assist and two steals.

Brazile Misses Fourth Game

- Brazile was experiencing some knee soreness and was game-time decision at Ole Miss. He played in the first half at Ole Miss but missed the second half with is knee. He subsequently missed the last four games as well (UK, at Mizzou, at LSU), vs UGA.

Battle Has Led the Team in Scoring a 7x ... 6 off the Bench

- Khalif Battle:
 - Has come off the bench first a team-best nine times and Arkansas is 6-3 in those games but got his first start at Ole Miss.
 - Has led the Razorbacks in scoring seven times and Arkansas is 4-3 in those games (including Duke).

THE FIRST FOUR TIMES:

- Scored 21 points each time
- Made five FG each time
- Made three 3-pointers each time
- Made eight FT each time

THE FIFTH TIME (vs Furman):

- Scored 25 points
- Made seven FGs
- Made four 3-pointers
- Made seven FT

THE SIXTH TIME (vs Oklahoma)

- Scored 13 points
- Made two FGs
- Made one 3-pointer
- Made eight FT

- His seventh time to lead the team was in a loss at Ole Miss when he scored 11 points (2-of-9 FG, 6-of-7 FT) with two assists.
- He didn't lead the team in scoring vs **Kentucky** - finishing with 11 and leading scorer had 12 - but...
 - He had five rebounds - his most in SEC action - and had nine in his last two SEC games
 - He played a season-high 34:22 and, for the first time this season, played all 20 minutes of a half (the 2nd half)

Bank on Battle for Free Throws

- Khalif Battle has played a key role in Arkansas ranking among the NCAA leaders in both free throw attempts and makes.
- He has made at least eight free throws in a game five times and had double-digit attempts three times.
 - Battle has made 83 free throws to rank 12th in the SEC.
 - Battle has gone to the line 101 times to rank 14th in the SEC.
- Battle ranks 13th in the SEC in FT% at 82.2%.
- Last season, Battle shot 89.9% from the line to rank 10th in the NCAA ... He is an 84.0% from the free throw line for his career.

RAZORBACK CLASS OF 2024



ISAIAH ELOHIM

6-6, 210, G
Kingston, N.Y.
Sierra Canyon HS (Calif.)
X @Elohimisaiah
Instagram @isaiah_elohim



| | | | | |
|---------------|--------|-------------|-------|----------|
| Rivals | 4 star | 34 national | 10 SG | -- |
| On3 Composite | 4 star | 41 national | 10 SG | 5 Calif. |
| 247 Composite | 4 star | 41 national | 10 SF | 5 Calif. |
| 247 | 4 star | 42 national | 10 SF | 5 Calif. |
| On3 | 4 star | 45 national | 10 SG | 7 Calif. |
| ESPN | 4 star | 53 national | 18 SF | 4 Calif. |

- #1 of 50 on the 2023-24 Jersey Mike's Naismith Trophy Boy's High School Player of the Year Pre-season 50 watch list.
- For the 2025 NBA Draft, NBADraftRoom.com has him #11 among the shooting guards and the #49 pick in the Draft.
- Ranked the 34th-best prospect in the country by Rivals and is the 12th-highest-rated Razorback recruit by 247Composite at #41 (sixth-highest in the Musselman era).
- Participated in the 2021, '22 and '23 Pangos All-American Camps.
- Participated in the 2022 and 2023 NBPA Top 100 camps and the 2023 Damian Lillard Formula Zero Elite Camp.
- As a junior, he missed some time due to injury but averaged 16 points, 5 rebounds, and 3 assists per game for Sierra Canyon ... Member of the 17U Paul George Elite on the Nike EYBL circuit.
- Was the Los Angeles Daily News 2021 Freshman of the Year ... Averaged 19.3 points (on 56.0% field goal shooting), 5.3 rebounds and 2.5 assists at Northridge (Calif.) Heritage Christian ... Led the Warriors to a 20-8 record and led the team in scoring ... Invited to the USA Men's U16 National Team minicamp this spring.



JALEN SHELLEY

F || 6-9 || 185
Frisco, Texas
Link Academy (Mo.)
X @JalenShelley
Instagram @jalenshelley10

| | | | | |
|---------------|--------|-------------|-------|---------|
| ESPN | 4 star | 43 national | 14 SF | 3 Texas |
| Rivals | 4 star | 46 national | 14 SF | -- |
| 247 Composite | 4 star | 53 national | 13 SF | 3 Mo. |
| On3 Composite | 4 star | 55 national | 17 SF | 3 Mo. |
| On3 | 4 star | 63 national | 22 SF | 3 Mo. |
| 247 | 4 star | 65 national | 18 SF | 3 Mo. |

- #43 on the 2024 Naismith Basketball Hall of Fame HoopHall Classic Elite Players list
- The ninth-highest-rated Razorback recruit by ESPN.com at #43 (sixth-highest in the Musselman era).
- In 2023, played in 21 games for Houston Hoops and Pro Skills on the Nike EYBL circuit ... Averaged 12.4 points, 5.5 rebounds and 2.0 assists ... At the Nike Peach Jam, averaged 10.2 points, 6.4 rebounds and 1.4 assists in five games.
- Attended Plano Prestonwood Christian HS as a junior and he helped lead them to a 26-6 record and win the TAPPS 6A state basketball championship ... Named first team 6A TAPPS All-State and second team All-Area by Dallas Morning News ... Averaged 18.3 points, 6.2 rebounds and 3.5 assists per game.
- As a sophomore and freshman, attended Frisco Lone Star HS ... Averaged 12.0 points and 4.6 rebounds as a sophomore.
- Also played wide receiver in football at Prestonwood and Frisco Lone Star.

ARKANSAS IN 2023-24 RANKINGS

THRU GAMES OF - Feb 11



| TEAM IN THE NCAA/SEC | NCAA | SEC | NO. |
|--|-----------|----------|--------------|
| Assist/Turnover Ratio (351 ranked) | 275 | 12 | 0.95 |
| Assists Per Game (351 ranked) | 304 | 12 | 11.4 |
| Bench Points per game (351 ranked) | 12 | 2 | 31.35 |
| Blocks Per Game (351 ranked) | 2 | 1 | 6.5 |
| Effective FG pct (351 ranked) | 231 | 12 | 0.499 |
| Fastbreak Points (351 ranked) | 75 | 5 | 12.26 |
| Field Goal Percentage (351 ranked) | 174 | 9 | 44.8 |
| Field Goal Percentage Defense (351 ranked) | 158 | 11 | 43.2 |
| Fouls Per Game (351 ranked) | 313 | 13 | 19.2 |
| Free Throw Attempts Per Game (351 ranked) | 5 | 1 | 26.2 |
| Free Throw Percentage (351 ranked) | 169 | 10 | 71.8 |
| Free Throws Made Per Game (351 ranked) | 5 | 1 | 18.8 |
| Rebound Margin (351 ranked) | 243 | 10 | -0.8 |
| Rebounds (Defensive) Per Game (351 ranked) | 83 | 7 | 26.7 |
| Rebounds (Offensive) Per Game (351 ranked) | 286 | 14 | 8.91 |
| Rebounds Per Game (351 ranked) | 185 | 11 | 35.61 |
| Scoring Defense (351 ranked) | 314 | 13 | 77.8 |
| Scoring Margin (351 ranked) | 266 | 12 | -1.8 |
| Scoring Offense (351 ranked) | 122 | 8 | 76 |
| Steals Per Game (351 ranked) | 282 | 13 | 5.7 |
| Three Point Attempts Per Game (351 ranked) | 304 | 14 | 18.4 |
| Three Point Percentage (351 ranked) | 266 | 11 | 32.1 |
| Three Point Percentage Defense (351 ranked) | 282 | 13 | 35.2 |
| Three Pointers Per Game (351 ranked) | 309 | 14 | 5.9 |
| Turnover Margin (351 ranked) | 263 | 13 | -1 |
| Turnovers Forced Per Game (351 ranked) | 275 | 11 | 10.96 |
| Turnovers Per Game (351 ranked) | 181 | 10 | 12 |
| Winning Percentage (350 ranked) | 184 | 11 | 52.2 |

| RAZORBACKS IN THE NCAA/SEC | PLAYER | NCAA | SEC | NO. |
|--|--------------------|------------|----------|-------------|
| Assist/Turnover Ratio (349 ranked) | -- | | | |
| Assists (342 ranked) | -- | | | |
| Assists Per Game (350 ranked) | -- | | | |
| Blocks (336 ranked) | Makhi Mitchell | 155 | 9 | 29 |
| | Trevon Brazile | 226 | 11 | 24 |
| | Chandler Lawson | 226 | 11 | 24 |
| | Jalen Graham | 336 | 16 | 20 |
| Blocks Per Game (349 ranked) | Trevon Brazile | 143 | 7 | 1.26 |
| | Makhi Mitchell | 144 | 8 | 1.26 |
| | Jalen Graham | 224 | 11 | 1.05 |
| | Chandler Lawson | 232 | 12 | 1.04 |
| | Makhi Mitchell | 232 | 8 | 3 |
| | Trevon Brazile | 232 | 8 | 3 |
| | Tramon Mark | 504 | 22 | 1 |
| Field Goal Attempts (346 ranked) | -- | | | |
| Field Goal Percentage (350 ranked) | Tramon Mark | 87 | 5 | 51.4 |
| Field Goals (339 ranked) | Tramon Mark | 246 | 8 | 126 |
| | -- | | | |
| Free Throw Attempts (337 ranked) | Tramon Mark | 122 | 5 | 121 |
| | Khalif Battle | 253 | 14 | 101 |
| Free Throw Percentage (346 ranked) | Khalif Battle | 157 | 12 | 82.2 |
| | Tramon Mark | 258 | 19 | 78.5 |
| | Tramon Mark | 107 | 8 | 95 |
| | Khalif Battle | 179 | 12 | 83 |
| Minutes Per Game (350 ranked) | Tramon Mark | 342 | 8 | 31:51 |
| Points (347 ranked) | Tramon Mark | 189 | 7 | 369 |
| Points Per Game (350 ranked) | Tramon Mark | 99 | 5 | 17.6 |
| Rebounds (343 ranked) | -- | | | |
| Rebounds (Defensive) Per Game (350 ranked) | Trevon Brazile | 216 | 6 | 4.79 |
| Rebounds (Offensive) Per Game (344 ranked) | -- | | | |
| Rebounds Per Game (350 ranked) | Trevon Brazile | 247 | 12 | 6.5 |
| Steals (339 ranked) | -- | | | |
| Steals Per Game (340 ranked) | -- | | | |
| Three Point Attempts (340 ranked) | -- | | | |
| Three Point Percentage (107 ranked) | -- | | | |
| Three Pointers Per Game (342 ranked) | -- | | | |
| Total 3-point FGM (331 ranked) | -- | | | |
| Triple Doubles (4 ranked) | -- | | | |



ERIC MUSSELMAN LIVE RADIO SHOW

Once again, there will be 12 Arkansas basketball radio shows, all starting at 7 pm, at Sassy's Red House (Shows 1-2) Sassy's BBQ and Grille (Shows 3-12).

Monday, Oct. 30
Tuesday, Nov. 7
Tuesday, Nov. 14
Monday, Nov. 27
Monday, Dec. 11
Monday, Dec. 18

Monday, Jan. 8
Monday, Jan. 22
Monday, Jan. 29
Monday, Feb. 5
Monday, Feb. 12
Monday, Mar. 4



COURTSIDE WITH ERIC MUSSELMAN

There will be 10, 30-minute TV shows featuring head coach Eric Musselman and Chuck Barrett. Each show will air on Sunday as well as on HOGS+ Please check local listings for times and channels in your area.

Sunday, Jan. 7
Sunday, Jan. 14
Sunday, Jan. 21
Sunday, Jan. 28
Sunday, Feb. 4

Sunday, Feb. 11
Sunday, Feb. 18
Sunday, Feb 25
Sunday, Mar. 3
Sunday, Mar 10



2022-23 SEC STANDINGS

Thru Feb 10



| | SEC | PCT. | HOME | AWAY | OVERALL | PCT. | HOME | ROAD | NEUTRAL | STRK | W1 |
|-------------------|------------|-------------|------------|------------|--------------|-------------|------------|------------|------------|-----------|----|
| Alabama | 9-2 | .818 | 5-0 | 4-2 | 17-7 | .708 | 11-1 | 4-3 | 2-3 | W1 | |
| South Carolina | 9-2 | .818 | 5-1 | 4-1 | 21-3 | .875 | 13-1 | 5-2 | 3-0 | W7 | |
| Auburn | 8-3 | .727 | 5-0 | 3-3 | 19-5 | .792 | 12-0 | 3-4 | 4-1 | L1 | |
| Tennessee | 7-3 | .700 | 4-1 | 3-2 | 17-6 | .739 | 12-1 | 4-3 | 2-2 | L1 | |
| Florida | 6-4 | .600 | 4-1 | 2-3 | 16-7 | .696 | 10-1 | 2-4 | 4-2 | W1 | |
| Kentucky | 6-4 | .600 | 3-2 | 3-2 | 16-7 | .696 | 10-4 | 4-2 | 2-1 | L1 | |
| Texas A&M | 6-4 | .600 | 4-2 | 2-2 | 15-8 | .652 | 9-3 | 4-3 | 2-2 | W3 | |
| Ole Miss | 5-5 | .500 | 4-1 | 1-4 | 18-5 | .783 | 13-1 | 3-4 | 2-0 | L2 | |
| Mississippi State | 5-5 | .500 | 4-1 | 1-4 | 16-7 | .696 | 9-2 | 1-5 | 6-0 | W2 | |
| LSU | 4-6 | .400 | 3-2 | 1-4 | 12-11 | .522 | 9-4 | 1-5 | 2-2 | L2 | |
| Georgia | 4-7 | .364 | 2-3 | 2-4 | 14-10 | .584 | 11-3 | 3-4 | 0-3 | L5 | |
| Arkansas | 3-7 | .300 | 2-3 | 1-4 | 12-11 | .522 | 9-4 | 1-4 | 2-3 | W1 | |
| Vanderbilt | 1-9 | .111 | 1-4 | 0-5 | 6-17 | .261 | 6-8 | 0-6 | 0-3 | L2 | |
| Missouri | 0-11 | .000 | 0-6 | 0-5 | 8-16 | .333 | 6-8 | 2-6 | 0-2 | L11 | |

AP (Feb. 12)

| | | |
|--------------------------|-------------|-------------|
| 1 UConn (45) | 22-2 | 1509 |
| 2 Purdue (16) | 22-2 | 1480 |
| 3 Houston | 21-3 | 1386 |
| 4 Marquette | 18-5 | 1273 |
| 5 Arizona | 19-5 | 1241 |
| 6 Kansas | 19-5 | 1227 |
| 7 NORTH CAROLINA | 19-5 | 1216 |
| 8 TENNESSEE | 17-6 | 1033 |
| 9 DUKE | 18-5 | 1025 |
| 10 Iowa State | 18-5 | 969 |
| 11 SOUTH CAROLINA | 21-3 | 921 |
| 12 Baylor | 17-6 | 811 |
| 13 AUBURN | 19-5 | 799 |
| 14 Illinois | 17-6 | 728 |
| 15 ALABAMA | 17-7 | 618 |
| 16 Dayton | 19-4 | 425 |
| 17 Creighton | 17-7 | 410 |
| 18 Saint Mary's | 20-6 | 296 |
| 19 BYU | 17-6 | 294 |
| 20 Wisconsin | 16-8 | 249 |
| 21 Virginia | 19-5 | 218 |
| 22 KENTUCKY | 16-7 | 217 |
| 23 Indiana State | 22-3 | 209 |
| 24 Florida Atlantic | 19-5 | 206 |
| 25 OKLAHOMA | 18-6 | 178 |

COACHES (Feb. 12)

| | | |
|--------------------------|-------------|------------|
| 1 UConn (24) | 22-2 | 792 |
| 2 Purdue (8) | 22-2 | 776 |
| 3 Houston | 21-3 | 722 |
| 4 Marquette | 18-5 | 647 |
| 5 NORTH CAROLINA | 19-5 | 643 |
| 6 Arizona | 19-5 | 642 |
| 7 Kansas | 19-5 | 635 |
| 8 DUKE | 18-5 | 529 |
| 9 TENNESSEE | 17-6 | 524 |
| 10 Iowa State | 18-5 | 510 |
| 11 SOUTH CAROLINA | 21-3 | 475 |
| 12 AUBURN | 19-5 | 421 |
| 13 Baylor | 17-6 | 402 |
| 14 Illinois | 17-6 | 356 |
| 15 ALABAMA | 17-7 | 337 |
| 16 Creighton | 17-7 | 242 |
| 17 BYU | 17-6 | 202 |
| 18 Dayton | 19-4 | 195 |
| 19 Saint Mary's | 20-6 | 185 |
| 20 KENTUCKY | 16-7 | 136 |
| T21 Wisconsin | 16-8 | 117 |
| T21 OKLAHOMA | 18-6 | 117 |
| 23 Virginia | 19-5 | 109 |
| 24 Indiana State | 22-3 | 106 |
| 25 Colorado State | 19-5 | 96 |

RECEIVING VOTES: Utah St. 160, Colorado St. 145, Texas Tech 111, San Diego St. 84, Washington St 82, Clemson 57, Nevada 57, Gonzaga 50, New Mexico 27, **FLORIDA 19**, Michigan St. 17, **EXAS A&M 16**, Grand Canyon 13, **OLE MISS 12**, TCU 10, Texas 9, **MEMPHIS 8**, South Florida 7, Northwestern 2, **UNC WILMINGTON 1**.

RECEIVING VOTES: Utah St 94; Texas Tech 89; FAU 63; Clemson 38; Gonzaga 35; San Diego St 34; Nevada 27; TCU 20; Washington St 18; Grand Canyon 13; **TEXAS A&M 9**; New Mexico 8; **FLORIDA 8**; Northwestern 6; USF 5; Wake Forest 4; VCU 4; Michigan St 4; James Madison 3; Richmond 1; App State 1.

SEC SCHEDULE

| TUESDAY, FEBRUARY 13 | TV | CT |
|------------------------------------|--------------|----------------|
| Texas A&M at Vanderbilt | ESPNU | 6:00 pm |
| LSU at Florida | SEC | 7:00 pm |
| Ole Miss at Kentucky | ESPN | 8:00 pm |
| WEDNESDAY, FEBRUARY 14 | TV | CT |
| South Carolina at Auburn | SEC | 7:30 pm |
| Tennessee at Arkansas | ESPN2 | 8:00 pm |
| SATURDAY, FEBRUARY 17 | TV | CT |
| Texas A&M at Alabama | ESPN/2 | 11:00 am |
| Florida at Georgia | SEC | Noon |
| Arkansas at Mississippi St. | ESPNU | 1:00 pm |
| LSU at South Carolina | SEC | 2:30 pm |
| Kentucky at Auburn | ESPN | 5:00 pm |
| Vanderbilt at Tennessee | SEC | 5:00 pm |
| Missouri at Ole Miss | SEC | 7:30 pm |
| TUESDAY, FEBRUARY 20 | TV | CT |
| Arkansas at Texas A&M | ESPN | 6:00 pm |
| Tennessee at Missouri | SEC | 6:00 pm |
| WEDNESDAY, FEBRUARY 21 | | |
| Florida at Alabama | ESPN/2/U | 6:00 pm |
| Georgia at Vanderbilt | SEC | 7:30 pm |
| Kentucky at LSU | ESPN | 8:00 pm |
| Ole Miss at Mississippi St. | ESPN/2 | 8:00 pm |

HOGS RANKING BY WEEK

| WEEK | AP | COACH | NET |
|-----------|-----------------|-----------------|---------|
| Preseason | 14 | 14 | No Poll |
| Nov. 13 | 14 | 14 | No Poll |
| Nov. 20 | 20 | RV (#26) | No Poll |
| Nov. 27 | RV (#35) | RV (#43) | No Poll |
| Dec. 4 | RV (#36) | -- | 117 |
| Dec. 11 | -- | -- | 103 |
| Dec. 18 | -- | -- | 101 |
| Dec. 25 | -- | -- | 96 |
| Jan. 1 | -- | -- | 89 |
| Jan. 8 | -- | -- | 105 |
| Jan. 15 | -- | -- | 113 |
| Jan. 22 | -- | -- | 118 |
| Jan. 29 | -- | -- | 130 |
| Feb. 5 | -- | -- | 131 |
| Feb. 12 | -- | -- | 128 |
| Feb. 19 | -- | -- | -- |
| Feb. 26 | -- | -- | -- |
| Mar 4 | -- | -- | -- |
| Mar 11 | -- | -- | -- |
| Apr. 8 | No Poll | -- | -- |

ARKANSAS IN THE POLLS

Ranking in AP Poll unless "*" indicating only ranked in the Coaches Poll

| As | Overall | H | A | N | Last Meeting | Last Win |
|--------|----------------|---------------|---------------|---------------|--|---|
| As #1 | 16-4 | 8-0 | 6-2 | 2-2 | W, 97-79 vs #14 Georgetown @MEM (11/27/94) | Same |
| As #2 | 38-4 | 17-1 | 7-0 | 14-3 | W, 76-72 vs #2 Duke @NCAA (4/4/94) | Same |
| As #3 | 29-5 | 13-0 | 10-5 | 6-0 | W, 97-79 vs Tennessee (1/7/95) | Same |
| As #4 | 13-2 | 8-0 | 3-2 | 2-0 | W, 94-71 at Missouri (12/3/94) | Same |
| As #5 | 13-8 | 1-1 | 2-4 | 10-3 | L (OT), 95-93 vs #3 Kentucky @SEC (3/12/95) | 69-58 vs #20 Alabama @SEC (3/11/95) |
| As #6 | 18-3 | 6-0 | 5-0 | 7-3 | L, 89-78 vs #1 UCLA @NCAA (4/3/95) | 75-68 vs #4 N. Carolina @NCAA (4/1/95) |
| As #7 | 18-1 | 4-0 | 7-0 | 7-1 | W, 68-66 vs Auburn (3/4/95) | Same |
| As #8 | 9-10 | 6-1 | 1-5 | 2-4 | L, 78-71 vs LSU @SEC (3/13/21) | 70-64 vs Missouri @SEC (3/12/21) |
| As #9 | 27-7 | 7-1 | 6-2 | 15-4 | L, 60-57 at LSU (12/28/22) | 88-78 vs Oklahoma (12/10/22) @ Tulsa |
| As #10 | 20-4 | 11-1 | 2-1 | 7-2 | W, 85-51 vs UNC Asheville (12/21/22) | Same |
| As #11 | 22-6 | 12-2 | 6-4 | 4-0 | W, 99-58 vs San Jose St (12/03/22) | Same |
| As #12 | 22-9 | 11-0 | 8-5 | 2-4 | L, 88-66 vs Oklahoma (12/11/21) | 86-66 vs Charlotte (12/8/21) |
| As #13 | 18-6 | 12-1 | 3-5 | 3-0 | L, 72-59 at #22 Auburn (1/7/23) | 74-68 vs #20 Missouri (1/4/23) |
| As #14 | 32-6 | 16-1 | 8-2 | 8-3 | L, 78-72 vs #CCG (11/17/23) | 86-77 vs Old Dominion (11/13/23) |
| As #15 | 16-6 | 4-2 | 9-2 | 3-2 | L, 97-84 at Vanderbilt (1/4/23) | 90-68 vs Tennessee State (11/7/00) |
| As #16 | 17-5 | 12-0 | 3-4 | 2-1 | W, 93-80 vs UNI (11/17/21) | Same |
| As #17 | 18-9 | 5-0 | 5-2 | ***8-7 | W, 69-78 vs #9 Duke @NCAA (3/26/22) | 74-68 vs #1 Gonzaga @NCAA (3/24/22) |
| As #18 | 20-9 | **10-4 | 8-4 | 2-1 | W, 75-73 vs #6 Kentucky (2/26/22) | Same |
| As #19 | 16-7 | 8-2 | 3-3 | 5-2 | L, 96-82 vs Ole Miss (1/17/15) | 67-45 vs Wofford (11/9/07) |
| As #20 | 25-6 | **11-0 | 1-0 | ****13-6 | L, 87-72 vs #14 N. Carolina @ATLantis (11/24/23) | 77-74 2OT vs Stanford (11/22/23) |
| As #21 | 6-4 | 3-0 | 0-1 | 3-3 | L, 87-78 vs #15 N. Carolina @NCAA (3/21/15) | 56-53 vs Wofford @NCAA (3/19/15) |
| As #22 | 8-5 | 4-1 | 2-3 | 2-1 | L, 78-77 at Auburn (1/6/18) | 84-79 (OT) vs Miss State @SEC (3/6/99) |
| As #23 | 7-1 | 5-0 | 2-1 | 0-0 | W, 58-48 vs #16 Tennessee (2/19/22) | Same |
| As #24 | 7-1 | 4-0 | 3-0 | 0-1 | L, 89-81 vs Hofstra @ NLR (12/18/21) | Same |
| As #25 | 6-3 | 6-0 | 0-3 | 0-1 | W, 69-57 vs Ole Miss (01/21/23) | Same |
| TOT. | 441-131 | 204-16 | 111-60 | 127-54 | L, 87-72 vs #14 N. Carolina (11/24/23) | 77-74 2OT vs Stanford (11/22/23) |

ARKANSAS VERSUS THE POLLS

Ranking in AP Poll unless "*" indicating only ranked in the Coaches Poll

| Vs | Overall | H | A | N | Last Meeting | Last Win |
|------------------|----------------|--------------|--------------|--------------|--|--|
| Vs #1 | 3-11 | 1-2 | 0-2 | 2-7 | W, 74-68 vs Gonzaga @NCAA (03/24/22) | Same |
| Vs #2 | 6-9 | 5-2 | 0-6 | 1-1 | L, 86-83 at Alabama (2/25/23) | Same |
| Vs #3 | 0-15 | 0-1 | 0-3 | 0-11 | L, 81-72 vs Baylor @ NCAA (3/29/21) | -- |
| Vs #4 | 6-13 | 2-3 | 1-7 | 3-3 | W, 72-71 vs Kansas @ NCAA (3/18/23) | Same |
| Vs #5 | 4-4 | 4-1 | 0-1 | 0-2 | W, 74-71 vs Texas A&M (1/27/16) | Same |
| Vs #6 | 7-12 | 4-4 | 0-5 | 3-3 | L, 63-57 vs Kentucky (1/27/24) | 75-73 vs Kentucky (2/26/22) |
| Vs #7 | 2-5 | 2-0 | 0-1 | 0-4 | W, 80-75 vs Duke (11/29/23) | Same |
| Vs #8 3-4 | 2-0 1-3 | 0-1 | 1-2 | 1-1 | L, 82-65 vs Kentucky @SEC (3/12/17) | 88-61 vs Alabama (1/6/07) |
| Vs #9 | 2-6 | 0-0 | 1-4 | 1-1 | L, 78-69 vs Duke @NCAA (3/26/22) | 91-82 vs Arizona @NCAA (4/2/94) |
| Vs #10 | 5-6 | 2-2 | 2-1 | 1-3 | L, 88-65 vs UConn @NCAA (03/23/23) | (OT), 86-81 at Missouri (2/13/21) |
| Vs #11 | 5-8 | 2-2 | 1-4 | 2-2 | L (OT), 79-76 vs Auburn (2/4/20) | 104-93 vs Missouri (12/5/95) |
| Vs #12 | 7-10 | 2-2 | 2-5 | **3-3 | L, 75-57 at Tennessee (2/28/23) | Same |
| Vs #13 | 6-4 | 3-0 | 0-2 | 3-2 | L, 78-74 at Tennessee (3/5/22) | 87-85 vs Kentucky (1/14/14) |
| Vs #14 | 5-8 | 3-2 | 0-3 | 2-3 | L, 87-72 vs North Carolina (11/24/24) | 91-82 vs Auburn (2/27/18) |
| Vs #15 | 3-5 | 3-0 | 0-2 | 0-3 | L, 87-78 vs N. Carolina @NCAA (3/21/15) | 98-88 vs Mississippi State (1/7/12) |
| Vs #16 | 4-7 | 2-2 | 0-4 | 2-1 | W, 58-48 vs Tennessee (2/19/22) | Same |
| Vs #17 | 4-4 | 1-2 | 1-1 | 2-1 | L, 67-64 at Baylor (1/28/23) | (OT), 78-74 vs San Diego St (11/23/22) |
| Vs #18 | 5-8 | 1-2 | 2-3 | 2-3 | L, 67-61 vs Texas A&M @SEC (3/10/23) | 80-73 at Ole Miss (1-31-10) |
| Vs #19 | 8-4 | 3-1 | 3-1 | 2-2 | L, 79-70 vs Oklahoma @ Tulsa (12/9/23) | 90-89 at LSU (2/2/19) |
| Vs #20 | 11-5 | 5-2 | 1-2 | 5-1 | W, 74-68 vs Missouri (1/5/23) | Same |
| Vs #21 | 5-3 | 2-1 | 1-0 | 2-2 | W, 68-66 vs TX Tech @NCAA (3/21/21) | Same |
| Vs #22 | 4-3 | 4-1 | 0-2 | 0-0 | L, 72-59 at Auburn (1/7/23) | (OT), 77-76 vs Kentucky (2/23/11) |
| Vs #23 | 3-8 | 1-2 | 0-3 | 2-2 | L, 88-79 vs Kentucky (3/4/23) | Same |
| Vs #24 | 2-4 | 1-2 | *0-1 | *1-1 | *L, 90-59 at Alabama (1/16/21) | *86-72 vs Indiana @NCAA (3/21/08) |
| Vs #25 | 4-6 | 3-3 | *0-1 | 1-2 | L, 83-51 vs Auburn (1/6/24) | 82-74 vs Vanderbilt (1/31/22) |
| TOT. | 114-171 | 58-39 | 16-67 | 40-65 | L, 63-57 vs #6 Kentucky (1/27/24) | 80-75 vs #7 Duke (11/23/23) |

RANKED ARKANSAS VERSUS RANKED OPPONENT

| Overall | H | A | N |
|--|------------------------------------|------|-------|
| 48-51 | 18-4 | 4-16 | 26-31 |
| LAST TIME: #20 ARK vs #14 UNC - L, 72-87 (11/29/23) | LAST W: 74-68 v #20 MIZ (01/04/23) | | |
| LAST W at Home: #13 ARK v #20 MIZ - W, 74-68 (01/04/23) | | | |
| LAST W on Road: #10 ARK at #18 BAMA - W, 86-80 (2/15/95) | | | |
| LAST W vs Neutral: #19 ARK vs #17 AZTECS - W, 78-74 (01/12/23) | | | |

LAST TIME HOGS WON AS TOP 25

| HOME | ROAD | NEUTRAL |
|----------------------------|----------------------|------------------------|
| #1: Miss State 3/5/94 | LSU 3/2/94 | Georgetown 11/27/94 |
| #2: NW (La) St 12/4/93 | Baylor 1/26/91 | Duke 4/4/94 |
| #3: Tennessee 1/7/95 | Ole Miss 1/4/95 | Iowa 12/30/94 |
| #4: Jackson St 11/30/94 | Missouri 12/03/94 | SMU 3/2/78 |
| #5: Miss State 1/1/95 | Tennessee 1/29/94 | Alabama 3/11/95 |
| #6: Montevallo 2/5/94 | UAB 1/27/90 | N. Carolina 4/11/95 |
| #7: Auburn 3/2/95 | Florida 2/28/95 | Texas 3/24/90 |
| #8: Montevallo 2/25/95 | LSU 2/22/95 | Missouri 3/12/21 |
| #9: Oklahoma 12/10/22 | S. Carolina 1/21/95 | San Diego St 11/23/22 |
| #10: UNCA 12/21/22 | Alabama 2/15/95 | Oral Roberts 3/27/21 |
| #11: San Jose St 12/03/22 | S. Alabama 11/29/89 | Alabama St. 12/2/91 |
| #12: Charlotte 12/7/21 | S. Carolina 3/2/21 | St. Louis 12/26/97 |
| #13: Missouri 01/04/23 | S. Carolina 1/9/93 | San Diego St. 12/3/81 |
| #14: Old Dominion 11/13/23 | Alabama 2/13/93 | St. John's 3/20/93 |
| #15: Tenn State 11/27/20 | Miss State 1/31/98 | LSU 03/11/22 |
| #16: UNI 11/17/21 | S. Alabama 12/30/91 | Tennessee 3/6/98 |
| #17: SE Mo. State 11/27/82 | Florida 2/6/93 | Gonzaga 3/24/22 |
| #18: Kentucky 2/26/22 | Florida 2/22/22 | VCU 11/18/07 |
| #19: Wofford 11/9/07 | Wake Forest 12/23/98 | N. Mexico St. 11/21/98 |
| #20: LSU 2/27/21 | LSU 1/2/99 | Stanford 11/22/23 |
| #21: North Texas 12/05/00 | -- | (0-1) Wofford 3/19/15 |
| #22: Providence 1/23/99 | Memphis 1/10/98 | Miss State 3/6/99 |
| #23: Tennessee 2/19/22 | Missouri 2/15/22 | -- |
| #24: Florida 2/16/21 | Ole Miss | |

VERSUS 2023-24 OPPONENTS

NON-CONFERENCE

| School | Gms | Series Record | H | A | N | Last Meeting |
|-------------------|-----|-----------------------|-----|-----|-----|--------------------------------------|
| Abilene Christian | 2 | Arkansas Leads, 2-0 | 2-0 | -- | -- | H - W, 83-73 (12/21/20) |
| Alcorn State | 6 | Arkansas Leads, 6-0 | 6-0 | -- | -- | H - W, 93-59 (11/06/23) |
| Duke | 5 | Arkansas Leads, 3-2 | 1-0 | -- | 2-2 | H - W, 80-75 (11/29/23) |
| Furman | 1 | Arkansas Leads, 1-0 | 1-0 | -- | -- | H - W, 97-83 (12/04/23) |
| Gardner-Webb | 3 | Arkansas Leads, 3-0 | 3-0 | -- | -- | H - W, 86-68 (11/10/23) |
| Lipscomb | 3 | Arkansas Leads, 3-0 | 2-0 | -- | 1-0 | N - W, 69-66 (12/17/23) @ NLR |
| Memphis | 22 | Series Tied, 11-11 | 5-1 | 4-5 | 2-5 | N - L, 84-79 (11/23/23) @Atlanta |
| Oklahoma | 31 | Arkansas Leads, 19-14 | 8-5 | 3-7 | 6-2 | N - L, 79-70 (12/09/23) @Tulsa |
| North Carolina | 11 | Arkansas Trails, 3-8 | 0-0 | 0-0 | 3-8 | N, L, 87-72 (11/24/23) @Atlanta |
| UNC Greensboro | 3 | Arkansas Leads, 2-1 | 2-1 | -- | -- | H - L, 78-72 (11/17/23) |
| UNC Wilmington | 1 | Arkansas Leads, 1-0 | 1-0 | -- | -- | H, W, 106-90 (12/30/23) |
| Old Dominion | 1 | Arkansas Leads, 1-0 | 1-0 | 0-0 | 0-0 | H - W, 86-77 (11/13/23) |
| Stanford | 3 | Arkansas Trails 1-2 | -- | -- | 1-2 | N - W, 77-74 2OT (11/23/23) @Atlanta |

SOUTHEASTERN CONFERENCE

| School | Gms | Series Record | H | A | N | Last Meeting |
|-------------------|------|------------------------|-------|-------|------|-------------------------|
| Alabama | 68 | Arkansas Leads, 36-32 | 20-7 | 8-23 | 8-2 | A - L, 86-83 (02/25/23) |
| • SEC Only | 58 | Series Tied, 29-29 | 20-7 | 8-21 | 1-1 | |
| Auburn | 60 | Arkansas Leads, 38-22 | 23-6 | 13-15 | 2-1 | H - L, 83-51 (01/06/24) |
| • SEC Only | 59 | Arkansas Leads, 38-21 | 23-6 | 13-15 | 2-0 | |
| Florida | 42 | Arkansas Trails, 15-27 | 10-7 | 3-15 | 2-5 | A - L, 90-68 (01/13/24) |
| • SEC Only | SAME | | | | | |
| Georgia | 44 | Arkansas Leads, 27-17 | 14-3 | 6-11 | 6-3 | H - W, 78-75 (02/10/24) |
| • SEC Only | SAME | | | | | |
| Kentucky | 49 | Arkansas Trails, 14-35 | 8-10 | 5-15 | 1-10 | H - L, 63-57 (01/27/24) |
| • SEC Only | 44 | Arkansas Trails, 14-30 | 8-10 | 5-13 | 1-8 | |
| LSU | 78 | Arkansas Leads, 42-36 | 23-8 | 13-21 | 6-7 | A - L, 95-74 (02/05/24) |
| • SEC Only | 69 | Arkansas Leads, 38-31 | 23-8 | 12-20 | 3-3 | |
| Ole Miss | 86 | Arkansas Leads, 52-34 | 18-11 | 10-21 | 24-2 | A - L, 51-77 (01/24/24) |
| • SEC Only | 57 | Arkansas Leads, 30-28 | 18-10 | 10-19 | 1-0 | |
| Mississippi State | 68 | Arkansas Leads, 35-33 | 23-9 | 7-23 | 5-1 | H - L, 70-64 (02/11/23) |
| • SEC Only | 59 | Arkansas Leads, 30-29 | 22-8 | 6-21 | 2-0 | |
| Missouri | 61 | Arkansas Leads, 34-27 | 19-10 | 13-17 | 2-0 | A - W, 91-84 (01/31/24) |
| • SEC Only | 24 | Arkansas Leads, 15-9 | 9-2 | 5-7 | 1-0 | |
| South Carolina | 39 | Arkansas Leads, 23-16 | 12-6 | 8-8 | 3-2 | H - L, 77-64 (01/20/24) |
| • SEC Only | SAME | | | | | |
| Tennessee | 47 | Arkansas Trails, 22-25 | 12-4 | 4-16 | 6-5 | A - L, 75-57 (02/28/23) |
| • SEC Only | 43 | Arkansas Trails, 19-24 | 12-4 | 4-16 | 3-4 | |
| Texas A&M | 168 | Arkansas Leads, 106-61 | 62-15 | 38-40 | 7-6 | H - W, 78-77 (01/16/24) |
| • SEC Only | 22 | Arkansas Leads 12-10 | 10-1 | 2-7 | 0-2 | |
| Vanderbilt | 43 | Arkansas Leads, 29-14 | 16-4 | 8-9 | 5-1 | A - L, 97-84 (01/14/23) |
| • SEC Only | 41 | Arkansas Leads 28-13 | 15-4 | 8-8 | 5-1 | |

AT THE SEC TOURNEY

Overall: 30-30
 1st Rd: 4-10
 2nd Rd: 2-2
 Quarterfinal: 16-3
 Semifinal: 7-9
 Final: 1-6

RECORD BY OPPONENT

| Opponent | Record | Last Meeting |
|-------------------|--------|------------------------|
| Alabama | 1-1 | 1995, W, 69-58 (Semis) |
| Auburn | 2-0 | 2023, W, 76-73 (2nd) |
| Florida | 2-5 | 2019, L, 66-50 (2nd) |
| Georgia | 6-3 | 2015, W, 60-49 (Semis) |
| Kentucky | 1-9 | 2017, L, 82-65 (Final) |
| LSU | 3-3 | 2022, W, 79-67 (Semis) |
| Ole Miss | 1-0 | 2017, W, 73-72 (Quart) |
| Mississippi State | 2-0 | 2007, W, 81-72 (Semis) |
| Missouri | 1-0 | 2021, W, 70-64 (Quart) |
| South Carolina | 3-2 | 2018, W, 69-64 (2nd) |
| Tennessee | 3-4 | 2018, L, 84-66 (Quart) |
| Texas A&M | 0-2 | 2023, L, 67-61 (Quart) |
| Vanderbilt | 5-1 | 2020, W, 86-73 (1st) |

AT THE NCAA TOURNEY

Overall: 50-35
 1st Rd: 19-8
 2nd Rd: 12-10
 Sweet 16: 8-6
 Elite 8: 6-5
 Final Four: 2-4
 Championship: 1-1
 - Regional/Final Consolations: 2-1

RECORD BY OPPONENT

| Opponent | Record | Last Meeting |
|------------------|--------|------------------------------|
| Alabama | 1-0 | 1991, W, 93-70 (Sweet 16) |
| Arizona | 1-0 | 1994, W, 91-82 (Final 4) |
| Arizona State | 1-0 | 1991, W, 91-90 (2nd) |
| Baylor | 0-1 | 2021, L, 81-72 (Elite 8) |
| Bucknell | 0-1 | 2006, L, 59-55 (1st) |
| Butler | 0-1 | 2018, L, 79-62 (1st) |
| Cal St-Fullerton | 1-0 | 1979, W, 61-58 (Elite 8) |
| Cincinnati | 0-1 | 1958, L, 97-62 (Final 4 con) |
| Colgate | 1-0 | 2021, W, 85-68 (1st) |
| Connecticut | 0-1 | 2023, L, 88-65 (Sweet 16) |
| Dayton | 1-0 | 1990, W, 86-84 (2nd) |
| Duke | 1-2 | 2022, L, 78-69 (Elite 8) |
| Georgetown | 1-1 | 2001, L, 63-61 (1st) |
| Georgia State | 1-0 | 1991, W, 117-76 (1st) |
| Gonzaga | 1-0 | 2022, W, 74-68 (Sweet 16) |
| Holy Cross | 1-0 | 1993, W, 94-64 (1st) |
| Illinois | 1-0 | 2023, W, 73-74 (1st) |
| Indiana | 1-0 | 2008, W, 86-72 (1st) |
| Indiana State | 0-1 | 1979, L, 73-71 (Elite 8) |
| Iowa | 1-1 | 1999, L, 82-72 (2nd) |
| Kansas | 1-1 | 2023, W, 72-71 (2nd) |
| Kansas State | 0-2 | 1982, L, 65-64 (2nd) |
| Kentucky | 0-1 | 1979, L, 64-59 (Final 4) |
| LSU | 0-1 | 1981, L, 75-56 (Sweet 16) |
| Louisville | 2-2 | 1989, L, 93-74 (2nd) |
| Loyola-Marymount | 1-0 | 1989, W, 120-101 (1st) |
| Marquette | 1-0 | 1996, W, 65-56 (2nd) |
| UMass | 0-1 | 1996, L, 79-63 (Sweet 16) |
| Memphis | 1-1 | 1995, W, 96-91 OT (Sweet 16) |
| Mercer | 1-0 | 1981, W, 73-67 (1st) |
| Miami (Fla.) | 0-1 | 2000, L, 75-71 (1st) |
| Michigan | 1-0 | 1994, W, 76-68 (Elite 8) |



2023-24

#PROHOGS

44 NBA Draft Selections

16 All-Star Game Appearances

14 All-Defensive Team Honors

* - MUSSELMAN COACHED PLAYERS

PATRICK BEVERLEY

- 11th Year in NBA
- 3x NBA All-Defensive Team
- 2009 - 2nd RD/42nd overall

RICKY COUNCIL IV*

- 1st Year in NBA
- 2023-24 2-Way Free Agent

ISAIAH JOE*

- 4th Year in NBA
- 2020 - 2nd RD/49th overall

MOSES MOODY*

- 3rd Year in NBA
- 1st Hog to be "1 & Done"
- 2021 - 1st RD/14th Pick
- 2022 NBA Champion

NICK SMITH JR.*

- 1st Year in NBA
- 2023 - 1st RD/27th overall

STANLEY UMUDE*

- 2nd Year in NBA
- 2022-23 Free Agent
- 2023-24 Two-Way Contract

ANTHONY BLACK*

- 1st Year in NBA
- T2nd Highest Hog NBA Pick
- 2023 - 1st RD/6th overall

DANIEL GAFFORD

- 5th Year in NBA
- 2019 - 2nd RD/38th overall

MASON JONES*

- 3rd Year in NBA
- 2023-24 2-Way Free Agent

BOBBY PORTIS

- 9th Year in NBA
- 2021 NBA Champion
- 2015 - 1st RD/22nd overall
- 2023 Team USA Member

JORDAN WALSH*

- 1st Year in NBA
- 2023 - 2nd RD/38th overall

JAYLIN WILLIAMS*

- 1st Year in NBA
- 2022 - 2nd RD/34th overall

15 First Round Draft Picks

7 All-NBA Selections

6 NBA Champions

PROHOGS AROUND THE WORLD

| | |
|-------------------------|---------------------------------------|
| Adrio Bailey # | BK Redstone Olomoucko (Czech) |
| Jaylen Barford | Lokomotiv (Russia) |
| Coty Clarke | San-en NP (Japan) |
| Jabril Durham | Start Lublin (Poland) |
| Courtney Fortson | Karhubasket (Finland) |
| Dusty Hannahs | Ironi Nes Ziona B.C. (Israel) |
| Delvon Johnson | Usti n/Labem (Czech Republic) |
| Joe Johnson | Triplets (USA BIG3) |
| Kamani Johnson # | Pacific Caesar (Indonesia) |
| Chris Lykes # | Denain Voltaire (France) |
| Daryl Macon | Shenzhen Leopards (China) |
| Rashad Madden | NH Ostrava (Czech Republic) |
| JD Notae # | Pallacanestro Trapani (Italy) |
| Justin Smith # | Hapoel Holon B.C. (Israel) |
| Dustin Thomas | Szolnok (Hungary) |
| Trey Wade # | Start Lublin (Poland) |
| Jimmy Whitt # | Santa Cruz Warriors (G League) |
| Jalen Tate # | Leuven Bears (Belgium) |
| Charles Thomas | Regatas (Argentina) |
| Au'Diese Toney # | Grand Rapids Gold (G League) |
| Sonny Weems | Shanxi Loongs (China) |

- Musselman Coached Players





ERIC MUSSELMAN

ARKANSAS HEAD COACH

San Diego, 1987

107-53 • 5th year as Arkansas head coach
 217-87 • 9th year as collegiate head coach
 503-291 • 14 seasons as professional head coach

- 1996 USBL Coach of the Year
- 2003 NBA Coach of the Year Runner-Up
- 2012 NBA D-League Coach of the Year
- 2016 Bleacher Report's Mountain West Coach of the Year
- 2017 USBWA District VIII Coach of the Year
- 2018 USBWA District VIII Coach of the Year
- 2018 NABC District 17 Coach of the Year
- 2018 Mountain West Coach of the Year
- 2021 Jim Phelan Coach of the Year Finalist
- 2021 Werner Ladder Naismith Coach of the Year Semifinalist
- 2021 Basketball Times Midlands District Coach of the Year

COLLEGIATE HEAD COACHING RECORD

| Year | Overall | Conf | Finish | Conf Tour | NCAA/CBI Postseason | Final/Rank |
|--------------|---------------|--------------|--------------|-------------|-----------------------------------|------------|
| 2015-16 | 24-14 | 10-8 | MW (T-4th) | 1-1 | 5-1 • CBI Champion | --/-- |
| 2016-17 | 28-7 | 14-4 | MW (1st) | 3-0 * | 0-1 • #12 seed NCAA 1st Rd | --/-- |
| 2017-18 | 29-8 | 15-3 | MW (1st) | 1-1 | 2-1 • #7 seed NCAA Sweet 16 | 24/20 |
| 2018-19 | 29-5 | 15-3 | MW (1st) | 1-1 | 0-1 • #7 seed NCAA 1st Rd | 20/23 |
| 2019-20 | 20-12 | 7-11 | SEC (T-10th) | 1-0 + | Canceled | --/-- |
| 2020-21 | 25-7 | 13-4 | SEC (2nd) | 1-1 | 3-1 • #3 seed NCAA Elite 8 | 10/6 |
| 2021-22 | 28-9 | 13-5 | SEC (4th) | 1-1 | 3-1 • #4 seed NCAA Elite 8 | 17/8 |
| 2022-23 | 22-14 | 8-10 | SEC (T-9th) | 1-1 | 2-1 • #8 seed NCAA Sweet 16 | --/21 |
| 2023-24 | 12-11 | 3-7 | | | | |
| Total | 217-87 | 98-55 | | 10-6 | 15-7 (10-6 NCAA / 5-1 CBI) | |

* - Tournament champion / + - SEC Tourney canceled after Rd 1 due to COVID

MUSSELMAN'S CAREER AS HEAD COACH

NOTE: Professional basketball DOES NOT count postseason toward season W-L record nor to head coach W-L record

| Year | Team | League | Record | Note for the Season | Reg. Season Div./Conf. Finish | Postseason |
|---------|-----------------|----------|--------|---|-------------------------------|-------------------------------|
| 1989-90 | Rapid City | CBA | 42-14 | MOST WINS IN CBA | 1st National Conf. | Finals (8-8) * |
| 1991-92 | Rapid City | CBA | 37-19 | 2nd-most wins in CBA | 1st National Conf. | Finals (9-7) * |
| 1992-93 | Rapid City | CBA | 44-12 | MOST WINS IN CBA | 1st National Conf. | Conf. Finals (5-3) * |
| 1993-94 | Rapid City | CBA | 37-19 | MOST WINS IN CBA | 1st National Conf. | Conf. Finals (5-5) * |
| 1994-95 | Rapid City | CBA | 31-25 | 6th-most wins in CBA | 5th National Conf. | Conf. 1st Rd (0-2) * |
| 1995-96 | Florida | CBA | 41-15 | MOST WINS IN CBA | 1st National Conf. | Conf. Finals (5-3) * |
| 1996-97 | Florida | CBA | 38-18 | 2nd-most wins in CBA | 1st American Conf. | Finals (7-6) * |
| 1995 | Florida | USBL | 25-2 | MOST WINS IN USBL | 1st Overall | Champion (1-0) * |
| 1996 | Florida | USBL | 28-1 | MOST WINS IN USBL | 1st Southern Div. | Champion (3-0) * |
| 2002-03 | Golden State | NBA | 38-44 | 6th Pacific Division | 11th Western Conf. | -- |
| 2003-04 | Golden State | NBA | 37-45 | T4th Pacific Division | 11th Western Conf. | -- |
| 2006-07 | Sacramento | NBA | 33-49 | 5th Pacific Division | 11th Western Conf. | -- |
| 2010-11 | Reno | D-League | 34-16 | 2nd-most wins in NBADL | 1st Western Conf. | Semifinals (2-3) * |
| 2011-12 | Los Angeles | D-League | 38-12 | MOST WINS IN NBADL | 1st Western Conf. | Finals (5-2) * |
| 2015-16 | Nevada | NCAA | 24-14 | Led NCAA in FT Made | T-4th Mountain West | CBI Champion (5-1) |
| 2016-17 | Nevada | NCAA | 28-7 | NCAA: 13th FTA & A-TO ratio | 1st Mountain West | #12 seed - NCAA 1st Rd (0-1) |
| 2017-18 | Nevada | NCAA | 29-8 | NCAA: 2nd A-TO/9th FTM | 1st Mountain West | #7 seed - NCAA Sweet 16 (2-1) |
| 2018-19 | Nevada | NCAA | 29-5 | 9th in NCAA in Scoring Margin | 1st Mountain West | #7 seed - NCAA 1st Rd (0-1) |
| 2019-20 | Arkansas | NCAA | 20-12 | Led NCAA in 3PT% Def | T-10th SEC | Canceled |
| 2020-21 | Arkansas | NCAA | 25-7 | NCAA: 2nd FTM/11th Scoring | 2nd SEC | #3 seed - NCAA Elite 8 (3-1) |
| 2021-22 | Arkansas | NCAA | 28-9 | Led NCAA in FTM/FTA | 4th SEC | #4 seed - NCAA Elite 8 (3-1) |
| 2022-23 | Arkansas | NCAA | 22-14 | NCAA: 14th BLKS/17th FTA | T-9th SEC | #8 seed - NCAA Sweet 16 (2-1) |
| 2023-24 | Arkansas | NCAA | 12-11 | | | |
| 2010 | Dominican Team | | 5-1 | Silver Medal Centrobasket Championship | | |
| 2011 | Venezuelan Team | | 12-9 | 5th FIBA Americas Championship | | |
| 2012 | Venezuelan Team | | 7-4 | Silver Medal FIBA South American Championship | | |

MUSSELMAN COMPOSITE COACHING RECORD

| COLLEGIATE | 9th Yr | Overall | Conf | Conf Tour | NCAA/CBI | ALL POST |
|----------------------|-------------------|----------------|-----------------------------|-----------|------------|----------|
| Nevada | 4 yrs | 217-87 | 98-55 | 10-6 | 10-6 / 5-1 | 13-7 |
| Arkansas | 5th yr | 107-53 | 44-37 | 4-3 | 8-3 / -- | 12-6 |
| PROFESSIONAL | 14 Seasons | 503-291 | (50-39 Postseason *) | | | |
| CBA | 7 years | 270-122 | (39-34 Postseason*) | | | |
| Rapid City | 5 years | 191-89 | (27-25 Postseason *) | | | |
| Florida | 2 years | 79-33 | (12-9 Postseason *) | | | |
| USBL | 2 years | 53-3 | (4-0 Postseason *) | | | |
| Florida | 2 years | 53-3 | (4-0 Postseason *) | | | |
| NBA | 3 years | 108-138 | -- | | | |
| Golden State | 2 years | 75-89 | -- | | | |
| Sacramento | 1 year | 33-49 | -- | | | |
| D-League | 2 years | 72-28 | (7-5 Postseason *) | | | |
| Reno | 1 year | 34-16 | (2-3 Postseason *) | | | |
| Los Angeles | 1 year | 28-12 | (5-2 Postseason *) | | | |
| INTERNATIONAL | 3 Years | 24-14 | -- | | | |
| Dominican | 1 years | 5-1 | -- | | | |
| Venezuelan | 2 years | 19-13 | -- | | | |

* - Note, professional basketball does not include playoff results in W-L record

* - Musselman's pro record including playoffs is 553-330

MUSSELMAN STOPS BY YEAR

| | | | |
|------------|--|--------------------------|-------|
| 1988-89 | General Mgr | Rapid City Thrillers | CBA |
| 1989-90 | Head Coach | Rapid City Thrillers | CBA |
| 1990-91 | Asst. Coach | Minnesota Timberwolves | NBA |
| 1991-92 | Head Coach | Rapid City Thrillers | CBA |
| 1992-93 | Head Coach | Rapid City Thrillers | CBA |
| 1993-94 | Head Coach | Rapid City Thrillers | CBA |
| 1994-95 | Head Coach | Rapid City Thrillers | CBA |
| Spring '95 | Head Coach | Florida Sharks | USBL |
| 1995-96 | Head Coach | Florida Beachdogs | CBA |
| Spring '96 | Head Coach | Florida Sharks | USBL |
| 1996-97 | Head Coach | Florida Beachdogs | CBA |
| 1998-99 | Asst. Coach | Orlando Magic | NBA |
| 1999-00 | Asst. Coach | Orlando Magic | NBA |
| 2000-01 | Asst. Coach | Atlanta Hawks | NBA |
| 2001-02 | Asst. Coach | Atlanta Hawks | NBA |
| 2002-03 | Head Coach | Golden State Warriors | NBA |
| 2003-04 | Head Coach | Golden State Warriors | NBA |
| 2004-05 | Asst. Coach | Memphis Grizzlies | NBA |
| 2005-06 | Asst. Coach | Memphis Grizzlies | NBA |
| 2006-07 | Head Coach | Sacramento Kings | NBA |
| 2007-10 | - DID NOT COACH FOR 3 SEASONS - | | |
| 2010-11 | Head Coach | Reno Bighorns | NBADL |
| 2011-12 | Head Coach | Los Angeles Defenders | NBADL |
| 2012-13 | Asst. Coach | Arizona State Sun Devils | NCAA |
| 2013-14 | Assoc. HC | Arizona State Sun Devils | NCAA |
| 2014-15 | Assoc. HC | LSU Tigers | NCAA |
| 2015-16 | Head Coach | Nevada Wolf Pack | NCAA |
| 2016-17 | Head Coach | Nevada Wolf Pack | NCAA |
| 2017-18 | Head Coach | Nevada Wolf Pack | NCAA |
| 2018-19 | Head Coach | Nevada Wolf Pack | NCAA |
| 2019-20 | Head Coach | Arkansas Razorbacks | NCAA |
| 2020-21 | Head Coach | Arkansas Razorbacks | NCAA |
| 2021-22 | Head Coach | Arkansas Razorbacks | NCAA |
| 2022-23 | Head Coach | Arkansas Razorbacks | NCAA |
| 2023-24 | Head Coach | Arkansas Razorbacks | NCAA |



MUSSELMAN AT A GLANCE

- Was named Arkansas' 13th head men's basketball coach on April 7, 2019. He has 31 years of coaching experience including eight years as a collegiate head coach and 14 as a professional head coach.
- **In his first eight years as a collegiate head coach, has won at least 20 games each season (24, 28, 29, 20, 25, 28 and 22), advanced to all seven postseasons played (including six straight NCAA tournaments) and reached four NCAA Sweet 16's**, including a Elite 8 appearances with the Hogs in both 2021 and '22.
- At Arkansas, produced four "one-and-dones," three first-round draft picks - including two lottery picks, and six NBA draft picks. Overall, had at least one player drafted in five years straight: **Cody Martin** (2nd Rd, pick 36); **Isaiah Joe** (2nd Rd, pick 49); **Moses Moody** (1st Rd, pick 14); **Jaylin Williams** (2nd Rd, pick 34); **Anthony Black** (1st Rd, pick 6); **Nick Smith Jr.** (1st Rd, pick 27) and **Jordan Walsh** (2nd Rd, pick 38). Also, free agents **Caleb Martin**, **Mason Jones** and **Stanley Umude** have made NBA rosters.
- Defeated AP #1 Auburn on Gonzaga in 2022 and #1 NCAA seed Kansas in 2023.
- Prior to entering the collegiate head coaching ranks, was a head coach for seven professional teams, including two seasons with the Golden State Warriors (2002-04) and one with the Sacramento Kings (2006-07). He won over 550 games as a professional head coach with a combined pro winning percentage of .626 (553-330).
- Played collegiately at the University of San Diego and helped the Toreros to NCAA Tournament berths in 1984 and 1987. He was recipient of the program's Bugelli Leadership Award as a senior.
- Is married to Danyelle Sargent Musselman, who has worked at ESPN, Fox Sports and the NFL Network as a broadcaster. Has two sons, Michael and Matthew, and he and Danyelle have a daughter, Mariah.
- Musselman's father Bill was also an NBA head coach and they were the first father-son combination to become head coaches in the NBA.

MUSSELMAN DID YOU KNOWS

- Named General Manager of CBA's Rapid City Thrillers at age of 22. The next year, became head coach of the Thrillers at he age of 23, the youngest coach in CBA history.
- From 1990-1997, had 26 players called up to the NBA, the highest number in the league during that span.
- Is the only person in CBA history to coach in five league All-Star Games (1990, 1992, 1993, 1994, 1997)
- The first coach in professional basketball history to win 100 games by the age of 28.
- At the age of 37, named head coach of the Golden State Warriors and was the youngest head coach ever hired by an NBA team at the time.
- He and his father, Bill, were first father-son combination to both become head coaches in NBA history.
- In 2003, was runner-up to Gregg Popovich for NBA Coach of the Year Award voting (231 points, including 26 first-place votes).
- Is the CBA's third all-time winningest coach (270-122 in seven seasons) and the most successful coach (54-3 in two seasons) in the history of the United States Basketball League.
- Led CBA in scoring (116.7 ppg) in 192-93 and was 2nd in NBA in scoring (102.4 ppg) in 2002-03.
- Only needed 130 games to win his 100th game as a collegiate head coach. He was the 27th-fastest coach in NCAA history to reach 100 wins but was the ninth-fastest since 1970.
- In his first season at Arkansas (2020), the Razorbacks led the NCAA in 3-point field goal percentage defense while Arkansas led the NCAA in both free throws made and attempted in 2022.

MUSSELMAN VS. ALL OPPONENTS

| Opponent | Overall | at Nevada | at Arkansas | Last Meeting |
|--------------------------|------------|------------|-------------|-----------------|
| Abilene Christian | 2-0 | 0-0 | 2-0 | 12/20/20 |
| Air Force | 7-0 | 7-0 | 0-0 | 03/05/19 |
| Akron | 1-0 | 1-0 | 0-0 | 12/22/18 |
| Alabama | 2-4 | 0-0 | 2-4 | 02/25/23 |
| Alcorn State | 1-0 | 0-0 | 1-0 | 11/06/23 |
| Arizona State | 1-0 | 1-0 | 0-0 | 12/07/18 |
| Auburn | 4-3 | 0-0 | 4-3 | 01/06/24 |
| Austin Peay | 1-0 | 0-0 | 1-0 | 11/12/19 |
| Baylor | 0-2 | 0-0 | 0-2 | 01/28/23 |
| Boise State | 7-2 | 7-2 | 0-0 | 02/02/19 |
| Bradley | 2-0 | 1-0 | 1-0 | 12/17/22 |
| Buffalo | 1-0 | 1-0 | 0-0 | 11/25/16 |
| BYU | 1-0 | 1-0 | 0-0 | 11/06/18 |
| Cal State Fullerton | 0-1 | 0-1 | 0-0 | 11/28/15 |
| California Baptist | 1-0 | 1-0 | 0-0 | 11/19/18 |
| Central Arkansas | 2-0 | 0-0 | 2-0 | 12/01/21 |
| Charlotte | 1-0 | 0-0 | 1-0 | 12/11/21 |
| Cincinnati | 2-0 | 1-0 | 1-0 | 11/23/21 |
| Coastal Carolina | 1-0 | 1-0 | 0-0 | 11/13/15 |
| Colgate | 1-0 | 0-0 | 1-0 | 03/19/21 |
| Colorado State | 7-1 | 7-1 | 0-0 | 02/02/19 |
| Connecticut | 0-1 | 0-0 | 0-1 | 03/23/23 |
| Creighton | 0-1 | 0-0 | 0-1 | 11/22/22 |
| Davidson | 1-0 | 1-0 | 0-0 | 11/21/17 |
| Drake | 1-0 | 1-0 | 0-0 | 12/12/15 |
| Duke | 1-1 | 0-0 | 1-1 | 11/29/23 |
| Eastern Washington | 1-0 | 1-0 | 0-0 | 03/21/16 |
| Elon | 1-0 | 0-0 | 1-0 | 12/21/21 |
| Florida | 3-3 | 0-1 | 3-2 | 01/13/24 |
| Fordham | 1-0 | 0-0 | 1-0 | 11/11/22 |
| Fresno Pacific | 1-0 | 1-0 | 0-0 | 12/09/15 |
| Fresno State | 6-3 | 6-3 | 0-0 | 02/23/19 |
| Furman | 1-0 | 0-0 | 1-0 | 12/04/23 |
| Gardner-Webb | 2-0 | 0-0 | 2-0 | 11/10/23 |
| Georgia | 4-2 | 0-0 | 4-2 | 02/10/24 |
| Georgia Tech | 1-0 | 0-0 | 1-0 | 11/25/19 |
| Grand Canyon | 1-0 | 1-0 | 0-0 | 12/09/18 |
| Gonzaga | 1-0 | 0-0 | 1-0 | 03/24/22 |
| Hawai'i | 1-1 | 1-1 | 0-0 | 11/24/17 |
| Hofstra | 0-1 | 0-0 | 0-1 | 12/18/21 |
| Holy Names | 1-0 | 1-0 | 0-0 | 11/30/15 |
| Idaho | 1-0 | 1-0 | 0-0 | 11/10/17 |
| Illinois | 1-0 | 0-0 | 1-0 | 03/16/23 |
| Illinois State | 1-0 | 1-0 | 0-0 | 11/29/17 |
| Indiana | 1-0 | 0-0 | 1-0 | 12/29/19 |
| Iona | 1-1 | 1-1 | 0-0 | 11/26/16 |
| Iowa State | 0-1 | 0-1 | 0-0 | 03/16/17 |
| Kansas | 1-0 | 0-0 | 1-0 | 3/218/23 |
| Kansas State | 1-0 | 0-0 | 1-0 | 11/02/21 |
| Kentucky | 3-3 | 0-0 | 3-3 | 01/27/24 |
| Lipscomb | 2-0 | 0-0 | 2-0 | 12/16/23 |
| Little Rock | 1-0 | 0-0 | 1-0 | 12/04/21 |
| Lipscomb | 1-0 | 0-0 | 1-0 | 12/05/20 |
| Little Rock | 1-0 | 1-0 | 0-0 | 11/16/18 |
| LSU | 6-5 | 0-0 | 6-5 | 02/03/24 |
| Louisville | 1-0 | 0-0 | 1-0 | 11/21/22 |
| Loyola-Chicago | 1-1 | 1-1 | 0-0 | 11/28/18 |
| Loyola Marymount | 1-0 | 1-0 | 0-0 | 11/14/16 |
| Massachusetts | 1-0 | 1-0 | 0-0 | 11/23/18 |
| Mercer | 1-0 | 0-0 | 2-0 | 11/09/21 |
| Memphis | 0-1 | 0-0 | 0-1 | 11/23/23 |
| Ole Miss | 4-1 | 0-0 | 4-1 | 01/24/24 |
| Mississippi State | 2-4 | 0-0 | 2-4 | 02/11/23 |
| Mississippi Valley | 1-0 | 0-0 | 1-0 | 11/25/20 |
| Missouri | 7-3 | 0-0 | 7-3 | 01/31/24 |
| Montana | 2-0 | 1-0 | 1-0 | 11/16/19 |
| Montana State | 1-0 | 1-0 | 0-0 | 11/15/15 |
| Morehead State | 2-1 | 2-1 | 0-0 | 04/01/16 |
| New Mexico | 5-3 | 5-3 | 0-0 | 02/09/19 |
| New Mexico State | 1-0 | 0-0 | 1-0 | 03/19/22 |
| North Carolina | 0-1 | 0-0 | 0-1 | 11/24/23 |

MUSSELMAN VS. ALL OPPONENTS

| Opponent | Overall | at Nevada | at Arkansas | Last Meeting |
|-----------------------|---------------|---------------|---------------|-----------------|
| North Dakota State | 1-0 | 0-0 | 1-0 | 11/07/22 |
| North Texas | 2-0 | 0-0 | 2-0 | 11/29/20 |
| Northern Iowa | 1-0 | 0-0 | 1-0 | 11/17/21 |
| Northern Kentucky | 1-0 | 0-0 | 1-0 | 11/30/19 |
| Oakland | 1-0 | 1-0 | 0-0 | 11/23/16 |
| Oklahoma | 1-2 | 0-0 | 1-1 | 12/09/22 |
| Oklahoma State | 0-1 | 0-0 | 0-1 | 01/30/21 |
| Old Dominion | 1-0 | 0-0 | 1-0 | 11/13/23 |
| Oral Roberts | 2-0 | 0-0 | 2-0 | 03/27/21 |
| Oregon State | 1-1 | 1-1 | 0-0 | 11/18/16 |
| Pacific | 4-0 | 4-0 | 0-0 | 11/09/18 |
| Penn | 1-0 | 0-0 | 1-0 | 11/28/21 |
| Portland State | 1-0 | 1-0 | 0-0 | 11/25/15 |
| Radford | 1-0 | 1-0 | 0-0 | 12/17/17 |
| Rhode Island | 1-0 | 1-0 | 0-0 | 11/13/17 |
| Rice | 1-0 | 0-0 | 1-0 | 11/05/19 |
| Saint Mary's | 0-1 | 0-1 | 0-0 | 11/11/16 |
| San Diego State | 4-7 | 3-7 | 1-0 | 11/23/22 |
| San Francisco | 0-1 | 0-1 | 0-0 | 12/23/17 |
| San Jose State | 6-0 | 6-0 | 1-0 | 12/03/22 |
| Santa Clara | 2-0 | 2-0 | 0-0 | 11/15/17 |
| South Carolina | 3-2 | 0-0 | 3-2 | 01/20/24 |
| South Dakota | 1-0 | 0-0 | 1-0 | 11/22/19 |
| South Dakota State | 2-0 | 1-0 | 1-0 | 11/16/22 |
| Southern | 1-0 | 0-0 | 1-0 | 12/09/20 |
| Southern Cal | 1-0 | 1-0 | 0-0 | 12/01/18 |
| Southern Illinois | 1-0 | 1-0 | 0-0 | 12/22/17 |
| Stanford | 1-0 | 0-0 | 1-0 | 11/22/23 |
| Tennessee | 2-4 | 0-0 | 2-4 | 02/28/23 |
| Texas | 1-0 | 1-0 | 0-0 | 03/16/18 |
| Texas A&M | 5-5 | 0-0 | 5-5 | 01/16/24 |
| Texas Tech | 1-0 | 0-0 | 1-0 | 03/21/21 |
| TCU | 1-1 | 0-1 | 1-0 | 01/25/20 |
| Texas Southern | 1-0 | 0-0 | 1-0 | 11/19/19 |
| Texas Tech | 0-1 | 0-1 | 0-0 | 12/05/17 |
| Towson | 1-0 | 1-0 | 0-0 | 12/21/16 |
| Troy | 1-0 | 0-0 | 1-0 | 11/28/22 |
| Tulsa | 2-0 | 1-0 | 1-0 | 12/14/19 |
| UC Davis | 1-0 | 1-0 | 0-0 | 12/19/17 |
| UC Irvine | 2-0 | 2-0 | 0-0 | 12/02/17 |
| UC Santa Barbara | 1-0 | 1-0 | 0-0 | 12/22/16 |
| UNC Asheville | 1-0 | 0-0 | 1-0 | 12/21/22 |
| UNC Greensboro | 1-1 | 0-0 | 1-1 | 11/17/23 |
| UNC Wilmington | 1-0 | 0-0 | 1-0 | 12/30/23 |
| UNLV | 7-2 | 7-2 | 0-0 | 02/27/19 |
| UT Arlington | 1-0 | 0-0 | 1-0 | 12/02/20 |
| Utah | 1-0 | 1-0 | 0-0 | 12/29/18 |
| Utah State | 7-2 | 7-2 | 0-0 | 03/02/19 |
| Valparaiso | 1-0 | 0-0 | 1-0 | 12/21/19 |
| Vanderbilt | 3-2 | 0-0 | 3-2 | 01/04/22 |
| Vermont | 2-0 | 1-0 | 1-0 | 03/17/16 |
| Washington | 1-0 | 1-0 | 0-0 | 12/11/16 |
| West Virginia | 1-0 | 0-0 | 1-0 | 01/29/22 |
| Western Kentucky | 0-1 | 0-0 | 0-1 | 12/07/19 |
| Wichita State | 0-1 | 0-1 | 0-0 | 12/22/15 |
| Wyoming | 5-1 | 5-1 | 0-0 | 02/16/19 |
| Totals | 217-87 | 110-34 | 107-53 | |

MUSSELMAN VS. CONFERENCES

| | | | | | |
|-------------------|-----|-----------------|-------|----------------|-------|
| American Athletic | 4-1 | CAA | 3-1 | Ohio Valley | 3-1 |
| American East | 2-0 | C-USA | 4-1 | Pac-12 | 6-1 |
| ACC | 4-2 | Horizon League | 2-0 | Patriot League | 1-0 |
| Atlantic Sun | 3-0 | Ind./Non D-1 | 2-0 | SEC | 47-41 |
| Atlantic 10 | 4-0 | Ivy League | 1-0 | SoCon | 3-1 |
| Big East | 0-2 | MAAC | 1-1 | Southland | 2-0 |
| Big Sky | 6-0 | Mid-American | 1-0 | SWAC | 4-0 |
| Big South | 5-0 | MEAC | 0-0 | Summit League | 6-0 |
| Big Ten | 2-0 | Missouri Valley | 8-2 | Sun Belt | 6-0 |
| Big 12 | 7-8 | Mountain West | 62-21 | WCC | 9-2 |
| Big West | 5-2 | Northeast | 0-0 | WAC | 4-0 |

MUSSELMAN RECORD BREAKDOWN

| | |
|---------------------------------------|----------------------------------|
| OVERALL: | 217-87 |
| - AT ARKANSAS..... | 107-53 |
| Home:..... | 126-18.....69-13 at Arkansas |
| Away:..... | 51-47.....17-28 at Arkansas |
| Neutral:..... | 39-22.....21-12 at Arkansas |
| CONFERENCE GAMES: | 98-55 |
| - AT ARKANSAS..... | 44-37 |
| Home:..... | 61-17.....29-12 at Arkansas |
| Away:..... | 37-38.....15-25 at Arkansas |
| VS RANKED TEAMS: 14-25 | AS RANKED TEAM:.....82-28 |
| - AT ARKANSAS.....12-22 | - AT ARKANSAS.....44-15 |
| Home:..... | 6-7 / 6-7 at Ark |
| Away:..... | 2-9 / 2-8 at Ark |
| Neutral:..... | 6-9 / 4-7 at Ark |
| Home:..... | 44-3 / 26-2 at Ark |
| Away:..... | 15-11 / 3-5 at Ark |
| Neutral:..... | 23-14 / 15-9 at Ark |
| RECORD BY MONTH: | |
| November:..... | 50-8.....26-4 at Arkansas |
| December:..... | 45-13.....24-6 at Arkansas |
| January:..... | 44-27.....20-21 at Arkansas |
| February:..... | 44-18.....21-12 at Arkansas |
| March:..... | 32-20.....16-9 at Arkansas |
| April:..... | 1-0.....0-0 at Arkansas |
| WHEN LEADING AT HALFTIME: | 167-15 |
| at Arkansas..... | 84-11 |
| WHEN TRAILING AT HALFTIME: | 46-71 |
| at Arkansas..... | 21-41 |
| WHEN TIED AT HALFTIME: | 4-1 |
| at Arkansas..... | 2-1 |
| OUT-REBOUNDING OPP: | 137-21 |
| at Arkansas..... | 67-11 |
| BEING OUT-REBOUNDED: | 69-61 |
| at Arkansas..... | 36-39 |
| REBOUNDS ARE EVEN: | 11-4 |
| at Arkansas..... | 4-3 |
| WHEN SCORING FIRST: | 129-38 |
| at Arkansas..... | 63-22 |
| WHEN OPPONENT SCORES FIRST: | 88-49 |
| at Arkansas..... | 44-31 |
| ONE-POSSESSION GAMES: | 30-18 |
| at Arkansas..... | 15-10 |
| OVERTIME GAMES: | 11-6 |
| at Arkansas..... | 5-3 |
| GAMES DECIDED BY 1-5 PTS: | 48-31 |
| at Arkansas..... | 24-17 |
| GAMES DECIDED BY 6-10 PTS: | 41-25 |
| at Arkansas..... | 26-17 |
| GAMES DECIDED BY 11-19 PTS: | 66-19 |
| at Arkansas..... | 33-11 |
| GAMES DECIDED BY 20-PLUS PTS: | 52-12 |
| at Arkansas..... | 24-8 |
| SHOOTING 50 PERCENT OR BETTER: | 75-3 |
| at Arkansas..... | 37-2 |
| SHOOTING PCT. BETTER THAN OPP: | 180-14 |
| at Arkansas..... | 91-9 |
| SHOOTING PCT. WORSE THAN OPP: | 35-72 |
| at Arkansas..... | 15-44 |
| SHOOTING PCT. SAME AS OPP: | 1-1 |
| at Arkansas..... | 0-0 |
| OUT-SCORING OPP BENCH: | 109-19 |
| at Arkansas..... | 56-18 |
| OUT-SCORED BY OPP BENCH: | 99-58 |
| at Arkansas..... | 46-34 |
| BENCH SCORING EVEN: | 8-1 |
| at Arkansas..... | 4-1 |

MOST POINTS BY A MUSSELMAN TEAM

NOTE: MISSING SOME RESULTS FROM RAPID CITY (CBA) AND FLORIDA (USBL)

| | | | | |
|-----|--------------|--------------------------|-----------|-----------------|
| 142 | Arkansas | Mississippi Valley State | 11/25/20 | W, 142-62 |
| 138 | LA D-Fenders | Erie BayHawks | 02/06/12 | W, 138-107 |
| 135 | LA D-Fenders | Stockton Kings | 11/28/11 | W, 135-103 |
| 135 | Sacramento | Charlotte Bobcats | 02/28/07 | W, 135-120 |
| 135 | Golden State | Orlando Magic | 11/16/02 | W, 135-92 |
| 133 | Golden State | at Milwaukee Bucks | 03/08/03 | L, 133-138 (OT) |
| 132 | LA D-Fenders | Rio Grande Valley Vipers | 12/05/11 | W, 132-126 |
| 128 | Sacramento | Los Angeles Lakers | 12/29/06 | L, 128-132 (OT) |
| 128 | Golden State | Utah Jazz | 04/08/03 | W, 128-102 |
| 127 | LA D-Fenders | Canton Charge | 01/30/12 | W, 127-87 |
| 127 | Reno | Idaho Stampede | 12/01/10 | W, 127-117 |
| 126 | Reno | Rio Grande Valley Vipers | 004/20/11 | L, 126-134 |

PLAYER GAME HIGHS:

| | |
|-------------------------------|---|
| MOST POINTS: | |
| at Nevada: | 45 Jordan Caroline at New Mexico 01/07/17 |
| | 40 Jordan Caroline at Colorado St 02/06/19 |
| | 37 D.J. Fenner vs UNLV 02/08/17 |
| | 34 Marquize Coleman at Hawai'i 11/16/15 |
| | 33 Caleb Martin at Utah 12/29/18 |
| | 32 Marcus Marshall at Wyoming 01/14/17 |
| | 32 Marcus Marshall at Washington 12/11/16 |
| | 32 Tyrone Criswell vs Eastern Washington 03/21/16 |
| | 30 4x |
| at Arkansas: | 41 Mason Jones vs Tulsa 12/14/19 |
| | 40 Mason Jones vs Auburn 02/04/20 |
| | 38 Mason Jones vs Miss State 02/15/20 |
| | 37 Mason Jones vs Tennessee 02/26/20 |
| | 36 Mason Jones vs LSU 03/04/20 |
| | 35 Tramon Mark vs Texas A&M 01/16/24 |
| | 34 Tramon Mark vs North Carolina 11/24/23 |
| | 34 Mason Jones vs South Carolina 01/29/20 |
| | 34 Isaiah Joe at Ole Miss 01/11/20 |
| | 33 Isaiah Joe vs Texas Southern 11/19/19 |
| | 32 Keyon Menifield Jr. vs UNCW 12/30/23 |
| | 32 Mason Jones vs Rice 11/05/19 |
| | 31 Stanley Umude at Georgia 02/02/22 |
| | 31 JD Notae at Texas A&M 01/08/22 |
| | 30 5x - Last: JD Notae vs Kentucky 02/26/22 |
| Season Opener: | 32 Mason Jones vs Rice 11/05/19 |
| SEC Opener: | 17 Isaiah Joe & Mason Jones vs TX A&M 01/04/20 |
| SEC Game: | 40 Mason Jones vs Auburn 02/04/20 |
| SEC Tourney: | 28 Moses Moody vs LSU 03/13/20 |
| NCAA Tourney: | 27, Justin Smith vs Colgate 03/19/21 |
| Bud Walton: | 41 Mason Jones vs Tulsa 12/14/19 |
| Road Game: | 34 Isaiah Joe at Ole Miss 01/11/20 |
| Neutral Site: | 34, Tramon Mark vs North Carolina 11/24/23 |
| Ranked Opp: | 40 Mason Jones vs Auburn 02/04/20 |
| Frosh: | 28 (4x) Moses Moody (Bama, USC, TX A&M, LSU) |
| Soph: | 34 Isaiah Joe at Ole Miss 01/11/20 |
| Junior: | 41 Mason Jones vs Tulsa 12/14/19 |
| Senior+: | 31 (2x) Notae at TX A&M and Umude at Georgia |
| MOST FIELD GOALS MADE: | |
| at Nevada: | 17 Jordan Caroline at New Mexico 01/07/17 |
| | 13 Cody Martin vs Utah State 02/17/18 |
| | 12 Jordan Caroline at UNLV 02/25/17 |
| | 12 Cameron Oliver vs Eastern Washington 03/21/16 |
| | 12 D.J. Fenner v UNLV 02/08/17 |
| at Arkansas: | 14 Jimmy Whitt Jr. vs Vanderbilt 01/15/20 |
| | 13 Tramon Mark vs North Carolina 11/24/23 |
| | 12 Jalen Graham vs Florida 02/18/23 |
| | 12 Ricky Council IV vs Troy 11/28/22 |
| | 12 Stanley Umude at Georgia 02/02/22 |
| | 12 Mason Jones vs Auburn 02/04/20 |
| | 12 Mason Jones vs Tulsa 12/14/19 |
| | 12 Mason Jones vs Rice 11/05/19 |
| MOST 3-POINTERS MADE: | |
| at Nevada: | 8 Marcus Marshall at UNLV 02/25/17 |
| | 7 6x |
| at Arkansas: | 8 Mason Jones at Texas A&M 03/07/20 |
| | 7 Isaiah Joe at Ole Miss 01/11/20 |
| | 6 5x - LAST: Stanley Umude at Missouri 02/15/22 |
| MOST FREE THROWS MADE: | |
| at Nevada: | 15 Marcus Marshall vs Boise State 02/22/17 |
| | 15 Marquize Coleman vs UNLV 01/23/16 |
| | 15 Marquize Coleman at Hawai'i 11/16/15 |
| | 14 Jordan Caroline vs Rhode Island 11/13/17 |
| | 14 Marcus Marshall at Wyoming 01/14/17 |
| at Arkansas: | 18 Mason Jones vs Miss State 02/15/20 |
| | 16 Moses Moody vs Alabama 02/24/21 |
| | 15 Mason Jones vs South Carolina 01/29/20 |
| | 13 Keyon Menifield Jr. vs UNCW 12/30/23 |
| | 13 Anthony Black at Auburn 01/07/23 |
| | 13 JD Notae vs Kentucky 02/26/22 |
| MOST REBOUNDS: | |
| at Nevada: | 24 Cameron Oliver vs Fresno State 02/1/16 |
| | 21 Cameron Oliver at UNLV 02/20/16 |
| | 17 Cameron Oliver vs Colorado State 03/04/17 |
| | 16 6x |
| at Arkansas: | 17 Trevon Brazile vs Stanford 11/22/23 |
| | 17 Justin Smith vs Oral Roberts 12/20/20 |
| | 16 Jaylin Williams vs Tennessee 02/19/22 |
| | 16 Connor Vanover vs North Texas 11/28/20 |
| | 15 Jaylin Williams vs New Mexico St 03/19/22 |
| | 15 Jaylin Williams vs West Virginia 01/29/22 |
| | 15 Jimmy Whitt Jr. vs LSU 03/04/20 |
| Season Opener: | 12 Trevon Brazile vs North Dakota State 11/07/22 |
| SEC Opener: | 6 Mason Jones vs Texas A&M 01/04/20 |
| SEC Game: | 16 Jaylin Williams vs Tennessee 02/19/22 |
| SEC Tourney: | 11 Jaylin Williams vs LSU 03/11/22 |
| NCAA Tourney: | 15 Jaylin Williams vs New Mexico St 03/19/22 |
| Bud Walton: | 17 Justin Smith vs Oral Roberts 12/20/20 |
| Road Game: | 14 Makhi Mitchell at Missouri 01/31/24 |
| Neutral Site: | 17 Trevon Brazile vs Stanford 11/22/23 |
| Ranked Opp: | 16 Jaylin Williams vs #16 Tennessee 02/19/22 |
| Frosh: | 10 (6x) last: Jordan Walsh at South Carolina 02/04/23 |
| Soph: | 17 Trevon Brazile vs Stanford 11/22/23 |
| Junior: | 12 Mason Jones vs South Carolina 01/29/20 |
| Senior+: | 17 Justin Smith vs Oral Roberts 12/20/20 |

MOST OFFENSIVE REBOUNDS:

| | |
|--------------|--|
| at Nevada: | 11 AJ West at Pacific 11/21/15 |
| | 8 Cameron Oliver vs Fresno State 02/1/16 |
| at Arkansas: | 11 Justin Smith vs Oral Roberts 03/27/21 |
| | 10 Justin Smith vs Oral Roberts 12/12/20 |
| | 8 Trevon Brazile vs Stanford 11/22/23 |
| | 7 Trevon Brazile vs Memphis 11/23/23 |
| | 6 Au'Diese Toney vs Cincinnati 11/23/21 |
| | 6 Justin Smith vs UT Arlington 12/02/20 |
| | 6 Reggie Chaney at Missouri 02/08/20 |

MOST DEFENSIVE REBOUNDS:

| | |
|--------------|--|
| at Nevada: | 16 Cameron Oliver vs Fresno State 02/1/16 |
| | 14 Cameron Oliver vs Colorado State 03/04/17 |
| | 14 Cameron Oliver at Wyoming 01/14/17 |
| | 13 Cameron Oliver vs Colorado State 03/11/17 |
| | 13 Cameron Oliver at Air Force 02/15/17 |
| at Arkansas: | 15 Jaylin Williams vs Tennessee 02/19/22 |
| | 15 Jaylin Williams vs West Virginia 01/29/22 |
| | 14 Makhi Mitchell vs UNCG 12/06/22 |
| | 14 Connor Vanover vs North Texas 11/28/20 |
| | 14 Jimmy Whitt Jr. vs LSU 03/04/20 |
| | 13 Jaylin Williams vs New Mexico St 03/19/22 |
| | 13 Jaylin Williams at LSU 01/15/22 |

MOST ASSISTS:

| | |
|--------------|---|
| at Nevada: | 11 Cody Martin vs BYU 11/06/18 |
| | 11 Cody Martin vs Colorado State 02/25/18 |
| | 11 Marquize Coleman vs Holy Names 11/30/15 |
| | 10 Cody Martin vs Little Rock 11/16/18 |
| | 10 Cody Martin vs Pacific 11/09/18 |
| | 10 Marcus Marshall vs Colorado State 03/04/17 |
| at Arkansas: | 11 Jalen Tate vs UCA 12/12/22 |
| | 10 Jalen Tate vs Georgia 01/09/21 |
| | 9 Mason Jones at Ole Miss 01/11/20 |
| | 8 EIGHT TIMES |
| | LAST Davonte Davis vs Furman 12/04/23 |

Season Opener: 7 Isaiah Joe vs Rice 11/05/19

SEC Opener: 5 Jalen Harris vs Texas A&M 01/04/20

SEC Game: 10 Jalen Tate vs Georgia 01/09/21

SEC Tourney: 6 (2x) LAST Anthony Black vs Auburn 03/09/23

NCAA Tourney: 6 (2x) LAST JD Notae vs Gonzaga 03/24/22

Bud Walton: 11 Jalen Tate vs Central Arkansas 12/12/12

Road Game: 9 Mason Jones at Ole Miss 01/11/20

Neutral Site: 6 Jalen Tate vs Oral Roberts 03/27/21

Ranked Opp: **6 (3x) last El Ellis 11/29/23**

Frosh: 8 (3x) Anthony Black vs Ole Miss, at TX A&M and vs UGA

Soph: 8 Davonte Davis vs Charlotte 12/07/21

Junior: 9 Mason Jones at Ole Miss 01/11/20

Senior+: 11 Jalen Tate vs Central Arkansas 12/12/12

MOST STEALS:

| | |
|----------------|--|
| at Nevada: | 5 Caleb Martin vs California Baptist 11/19/18 |
| | 5 Jordan Caroline at San Diego St 02/12/17 |
| | 5 Marquize Coleman at New Mexico 12/30/15 |
| | 4 17x |
| at Arkansas: | 8 JD Notae vs New Mexico St 03/19/22 |
| | 7 JD Notae vs Mercer 11/09/21 |
| | 7 JD Notae vs Vanderbilt 01/04/22 |
| | 6 Jaylin Williams vs Texas A&M 01/22/22 |
| | 5 10x: last Anthony Black at Kentucky 02/07/23 |
| Season Opener: | 7 JD Notae vs Mercer 11/09/21 |
| SEC Opener: | 3 Mason Jones vs Texas A&M 01/04/20 |
| SEC Game: | 7 JD Notae vs Vanderbilt 01/04/21 |
| SEC Tourney: | 4 JD Notae vs LSU 03/11/22 & Davis vs LSU 03/13/20 |
| NCAA Tourney: | 8 JD Notae vs New Mexico St 03/09/22 |
| Bud Walton: | 7 JD Notae vs Mercer 11/09/21 |
| Road Game: | 5 (2x) last JD Notae at South Carolina |
| Neutral Site: | 8 JD Notae vs New Mexico St 03/09/22 |
| Ranked Opp: | 4 Desi Sills vs Auburn 02/04/20 |
| Frosh: | 5 (2x) Anthony Black vs Ole Miss 01/21/23 / at UK 02/07/23 |
| Soph: | 6 Jaylin Williams vs Texas A&M 01/22/22 |
| Junior: | 5 (5x) Last Davonte Davis vs Bradley 12/17/22 |
| Senior+: | 8 JD Notae vs New Mexico St 03/09/22 |

MOST BLOCKED SHOTS:

| | |
|----------------|---|
| at Nevada: | 6 Cameron Oliver vs Morehead State 04/01/16 |
| | 5 7x |
| at Arkansas: | 7 Makhel Mitchell vs Texas A&M 01/31/23 |
| | 6 Chandler Lawson vs Duke (11/29/23) |
| | 6 Connor Vanover vs North Texas 11/28/20 |
| | 5 SEVEN TIMES |
| | Last: Chandler Lawson vs Stanford 11/22/23 |
| Season Opener: | 3 Connor Vanover vs Miss Valley 11/25/20 |
| SEC Opener: | 3 Jaylin Williams at Mississippi State 12/29/21 |
| SEC Game: | 7 Makhel Mitchell vs Texas A&M 01/31/23 |
| SEC Tourney: | 4 (3x) last Makhi Mitchell & A. Black vs TX A&M 03/10/23 |
| NCAA Tourney: | 3 Moses Moody vs Oral Roberts 03/27/21 |
| Bud Walton: | 6 Connor Vanover vs North Texas 11/28/20 |
| Road Game: | 5 (2x) last Makhel Mitchell at Kentucky 02/07/23 |
| Neutral Site: | 5 (2x) last Chandler Lawson vs Stanford 11/22/23 |
| Ranked Opp: | 6 Chandler Lawson vs Duke (11/29/23) |
| Frosh: | 4 Jaylin Williams vs LSU 02/27/21 |
| Soph: | 6 Connor Vanover vs North Texas 11/28/20 |
| Junior: | 3 (3x) last Tramon Mark vs Texas A&M 01/16/24 03/13/21 |
| Senior+: | 7 Makhel Mitchell vs Texas A&M 01/31/23 |

TEAM GAME HIGHS:

| MOST POINTS: | | | |
|--------------|-----|--------------------------------|------------------|
| at Nevada: | 119 | vs Fresno State 12/09/15 | W, 119-70 |
| | 110 | vs UMass 11/23/18 | W, 110-87 |
| | 108 | vs Holy Names 11/30/15 | W, 108-57 |
| | 105 | at New Mexico 01/07/17 | W, 105-104 (OT) |
| | 104 | vs UNLV 02/08/17 | W, 104-77 |
| | 103 | at Wyoming 01/24/18 | L, 103-104 (20T) |
| | 102 | vs Fresno State 01/31/18 | W, 102-92 |
| | 101 | at UNLV 02/28/18 | W, 101-75 |
| | 100 | vs Colorado State 01/23/19 | W, 100-60 |
| at Arkansas: | 142 | vs Mississippi Valley 11/25/20 | W, 142-62 |
| | 106 | vs UNCW 12/30/23 | W, 106-90 |
| | 101 | at South Carolina 03/02/21 | W, 101-73 |
| | 100 | vs Central Arkansas 12/12/12 | W, 100-75 |
| | 99 | vs San Jose State 12/03/22 | W, 99-58 |
| | 99 | at Georgia 02/02/22 | W, 99-73 |
| | 99 | vs Georgia 01/09/21 | W, 99-69 |
| | 99 | vs LSU 03/04/20 | W, 99-90 |

| MOST FIELD GOALS MADE: | | | |
|------------------------|----|--------------------------------|--|
| at Nevada: | 40 | vs UMass 11/23/18 | |
| | 40 | vs Fresno State 12/09/15 | |
| | 40 | vs Holy Names 11/30/15 | |
| | 38 | vs San Jose State 01/09/19 | |
| | 38 | vs UNLV 02/08/17 | |
| at Arkansas: | 48 | vs Mississippi Valley 11/25/20 | |
| | 40 | at Georgia 02/02/22 | |
| | 40 | vs Central Arkansas 12/01/21 | |
| | 40 | vs Central Arkansas 12/12/20 | |

| MOST FIELD GOALS ATTEMPTED: | | | |
|-----------------------------|----|--------------------------------|--|
| at Nevada: | 80 | at UNLV 02/20/16 | |
| | 77 | vs Colorado State 02/25/18 | |
| | 75 | at New Mexico 01/07/17 | |
| | 74 | 3x last vs Wyoming 01/03/18 | |
| at Arkansas: | 86 | vs Mississippi Valley 11/25/20 | |
| | 77 | vs Oral Roberts 12/20/20 | |
| | 76 | vs Stanford 11/22/23 | |
| | 76 | at LSU 01/13/21 | |
| | 76 | vs Central Arkansas 12/12/20 | |

| BEST FIELD GOAL PERCENTAGE: | | | |
|-----------------------------|--------------|----------------------------|--|
| at Nevada: | .615 (40-65) | vs UMass 11/23/18 | |
| | .597 (40-67) | vs Fresno State 12/09/15 | |
| | .597 (40-67) | vs Holy Names 11/30/15 | |
| | .593 (32-54) | at Utah State 02/17/18 | |
| | .589 (33-56) | vs Fresno State 01/31/18 | |
| at Arkansas: | .638 (37-58) | vs Georgia 02/21/23 | |
| | .627 (32-51) | at Kentucky 02/07/23 | |
| | .627 (37-59) | vs San Jose State 12/03/22 | |
| | .607 (37-61) | vs Furman 12/04/23 | |
| | .593 (35-59) | vs Oklahoma 12/12/22 | |
| | .576 (34-59) | vs Florida 02/18/23 | |

| MOST 3-POINT FIELD GOALS MADE: | | | |
|--------------------------------|----|--------------------------------|--|
| at Nevada: | 17 | at Pacific 11/18/17 | |
| | 15 | vs Pacific 11/09/18 | |
| | 15 | at Air Force 01/06/18 | |
| | 15 | at Santa Clara 11/15/17 | |
| | 15 | at New Mexico 01/07/17 | |
| at Arkansas: | 20 | vs Mississippi Valley 11/25/20 | |
| | 15 | at Georgia 02/02/22 | |
| | 15 | at South Carolina 03/02/21 | |
| | 14 | at Texas A&M 03/07/20 | |
| | 13 | vs Gardner-Webb 11/13/21 | |

| MOST 3-POINT FIELD GOALS ATTEMPTED: | | | |
|-------------------------------------|----|--------------------------------|--|
| at Nevada: | 39 | vs South Dakota State 12/15/18 | |
| | 37 | at Fresno State 01/12/19 | |
| | 37 | vs San Jose State 02/21/18 | |
| | 34 | vs San Jose State 01/09/19 | |
| | 34 | at Pacific 11/18/17 | |
| at Arkansas: | 40 | vs Mississippi Valley 11/25/20 | |
| | 34 | vs Lipscomb 12/05/20 | |
| | 33 | at South Carolina 03/02/21 | |
| | 33 | vs Southern 12/09/20 | |
| | 32 | at Texas A&M 03/07/20 | |

| BEST 3-POINT FIELD GOAL PERCENTAGE: | | | |
|-------------------------------------|--------------|-------------------------------|--|
| at Nevada: | .600 (6-10) | vs Morehead State 03/30/16 | |
| | .588 (10-17) | at Fresno State 12/27/17 | |
| | .579 (11-19) | vs Southern Illinois 12/22/17 | |
| | .550 (11/20) | vs Oakland 11/23/16 | |
| at Arkansas: | .667 (4-6) | at Missouri 01/31/24 | |
| | .667 (6-9) | vs TCU 01/25/20 | |
| | .615 (8-13) | vs San Joes State 12/03/22 | |
| | .571 (12-21) | vs Georgia 01/09/21 | |
| | .550 (11-20) | vs Georgia 02/21/23 | |

| MOST FREE THROWS MADE: | | | |
|------------------------|----|----------------------------|--|
| at Nevada: | 39 | vs Morehead State 04/01/16 | |
| | 36 | vs Rhode Island 11/13/17 | |
| | 35 | vs Tulsa 11/22/18 | |
| | 31 | at Wyoming 01/14/17 | |
| at Arkansas: | 36 | vs LSU 03/04/20 | |
| | 31 | vs Texas A&M 01/16/24 | |
| | 33 | vs UNCW 12/30/23 | |
| | 29 | vs Elon 12/21/21 | |
| | 28 | vs West Virginia 01/29/22 | |
| | 28 | at Missouri 02/08/20 | |

| MOST FREE THROWS ATTEMPTED: | | | |
|-----------------------------|----|----------------------------|--|
| at Nevada: | 45 | vs Morehead State 04/01/16 | |
| | 44 | vs Rhode Island 11/13/17 | |
| | 43 | at Pacific 11/21/15 | |
| | 42 | vs Tulsa 11/22/18 | |
| at Arkansas: | 54 | vs LSU 03/04/20 | |
| | 43 | vs UNCW 12/30/23 | |
| | 43 | vs Alabama 02/24/21 | |
| | 40 | vs Texas A&M 01/16/24 | |
| | 40 | vs South Carolina 01/29/20 | |

| BEST FREE THROW PERCENTAGE: | | | |
|-----------------------------|---------------|---------------------------------|--|
| at Nevada: | .929 (13-14) | vs Loyola-Chicago 03/22/18 | |
| | .929 (13-14) | at Cal State Fullerton 11/28/15 | |
| | .900 (18-20) | at Pacific 11/18/17 | |
| at Arkansas: | 1.000 (11-11) | vs Duke 03/26/22 | |
| | .944 (17-18) | vs Oklahoma 12/11/21 | |
| | .944 (17-18) | at LSU 01/08/20 | |
| | .929 (13-14) | vs Mississippi State 02/02/21 | |
| | .923 (12-13) | at South Carolina 03/02/21 | |
| | .917 (11-12) | vs South Dakota 11/22/19 | |

| MOST REBOUNDS: | | | |
|----------------|----|--------------------------------|--|
| at Nevada: | 61 | at Pacific 11/21/15 | |
| | 60 | vs Fresno Pacific 12/09/15 | |
| | 57 | vs Fresno State 02/13/16 | |
| | 53 | at UNLV 02/20/16 | |
| | 50 | vs San Jose State 12/28/16 | |
| at Arkansas: | 58 | Oral Roberts 12/20/20 | |
| | 58 | vs Mississippi Valley 11/25/20 | |
| | 54 | vs Lipscomb 12/05/20 | |
| | 52 | vs Stanford 11/22/23 | |

| MOST OFFENSIVE REBOUNDS: | | | |
|--------------------------|----|--------------------------------|--|
| at Nevada: | 25 | at Pacific 11/21/15 | |
| | 19 | vs Fresno Pacific 12/09/15 | |
| | 19 | vs Fresno State 02/13/16 | |
| | 19 | vs Florida 03/21/19 | |
| at Arkansas: | 24 | vs Oral Roberts 12/20/20 | |
| | 21 | vs Stanford 11/22/23 | |
| | 21 | at Alabama 02/12/22 | |
| | 20 | at Texas A&M 01/08/22 | |
| | 20 | vs Mississippi Valley 11/25/20 | |

| MOST DEFENSIVE REBOUNDS: | | | |
|--------------------------|----|--------------------------------|--|
| at Nevada: | 43 | vs Fresno State 02/13/16 | |
| | 42 | vs San Jose State 12/28/16 | |
| | 41 | vs Fresno Pacific 12/09/15 | |
| | 40 | vs Little Rock 11/16/18 | |
| at Arkansas: | 44 | vs Lipscomb 12/05/20 | |
| | 39 | vs Gardner-Webb 11/10/23 | |
| | 39 | vs UNCG 12/06/22 | |
| | 38 | vs Mississippi Valley 11/25/20 | |
| | 36 | vs LSU 02/27/21 | |
| | 36 | vs Valparaiso 12/21/19 | |

| MOST ASSISTS: | | | |
|---------------|----|--------------------------------|--|
| at Nevada: | 29 | vs Holy Names 11/30/15 | |
| | 27 | at Santa Clara 11/15/17 | |
| | 25 | vs Illinois State 11/29/17 | |
| | 25 | at New Mexico 01/07/17 | |
| | 24 | vs UC Davis 12/19/17 | |
| at Arkansas: | 26 | vs Georgia 02/21/23 | |
| | 26 | vs Central Arkansas 12/12/20 | |
| | 26 | vs Mississippi Valley 11/25/20 | |
| | 23 | at Georgia 02/02/22 | |
| | 23 | vs Gardner-Webb 11/13/21 | |
| | 22 | vs San Jose State 12/03/22 | |
| | 22 | vs Central Arkansas 12/01/21 | |
| | 22 | at Vanderbilt 01/23/21 | |

| MOST STEALS: | | | |
|--------------|----|--------------------------------|--|
| at Nevada: | 15 | vs San Jose State 01/09/19 | |
| | 15 | vs Utah State 01/02/19 | |
| | 13 | at New Mexico 12/30/15 | |
| | 12 | vs New Mexico 01/28/17 | |
| at Arkansas: | 16 | vs Bradley 12/17/22 | |
| | 16 | vs Central Arkansas 12/01/21 | |
| | 15 | vs UNC Asheville 12/21/22 | |
| | 15 | at Georgia Tech 11/25/19 | |
| | 14 | vs South Dakota State 11/16/22 | |
| | 14 | vs Texas A&M 01/22/22 | |
| | 14 | vs Auburn 02/04/20 | |
| | 14 | vs Rice 11/05/19 | |

| MOST BLOCKED SHOTS: | | | |
|---------------------|----|----------------------------|--|
| at Nevada: | 11 | at Oregon State 12/05/15 | |
| | 10 | at Wyoming 01/20/16 | |
| | 10 | vs Holy Names 11/30/15 | |
| | 9 | vs UNLV 03/08/18 | |
| | 9 | at New Mexico 01/07/17 | |
| at Arkansas: | 15 | vs Gardner-Webb 11/10/23 | |
| | 13 | vs Texas A&M 01/31/23 | |
| | 11 | vs Texas A&M 03/10/23 | |
| | 11 | vs Alabama 02/24/21 | |
| | 10 | vs Furman 12/04/23 | |
| | 10 | vs Duke 11/29/23 | |
| | 10 | vs Elon 12/21/21 | |
| | 10 | vs Texas Southern 11/19/19 | |

| MUSS TEAMS IN THE NCAA/CONFERENCE STATS | | | | | | | | | | |
|---|---------|---------|---------|---------|---------|---------|---------|---------|--|--|
| | 2015-16 | 2016-17 | 2017-18 | 2018-19 | 2019-20 | 2020-21 | 2021-22 | 2022-23 | | |
| A-Turnover Ratio | 232/9 | 13/1 | 2/1 | 15/1 | 140/4 | 103/2 | 110/4 | 208/11 | | |
| Assists/Gm | 220/9 | 32/1 | 27/2 | 75/3 | 226/10 | 80/4 | 116/7 | 192/8 | | |
| Blocks/Gm | 7/1 | 64/3 | 74/2 | 100/2 | 84/9 | 17/4 | 71/8 | 14/4 | | |
| FG Pct | 251/9 | 146/5 | 60/3 | 68/4 | 147/6 | 100/4 | 218/10 | 60/2 | | |
| FG Pct Defense | 28/2 | 120/7 | 140/4 | 42/3 | 169/12 | 70/5 | 58/4 | 94/7 | | |
| FT Attempts | 2/1 | 13/1 | 16/2 | 2/16 | 1/8 | 2/5 | 1/1 | 17/3 | | |
| FT Made | 1/1 | 24/2 | 9/2 | 2/17 | 1/3 | 1/2 | 1/1 | 30/4 | | |
| FT Pct | 43/2 | 159/6 | 66/2 | 167/16 | 102/6 | 68/4 | 32/1 | 247/10 | | |
| Fouls/Gm | 275/8 | 35/1 | 95/1 | 126/3 | 311/11 | 131/3 | 189/6 | 326/14 | | |
| Def Reb/Gm | 19/1 | 31/2 | 92/6 | 31/2 | 287/12 | 33/2 | 52/3 | 162/5 | | |
| Off Reb/Gm | 76/2 | 132/3 | 255/7 | 205/6 | 325/14 | 44/8 | 107/11 | 149/12 | | |
| Total Rebs/Gm | 18/1 | 41/1 | 171/6 | 72/4 | 322/14 | 18/2 | 50/5 | 146/10 | | |
| Reb Margin | 4/2 | 72/1 | 232/81 | 97/3 | 342/14 | 56/3 | 89/6 | 110/6 | | |
| Scoring Defense | 177/5 | 151/6 | 191/6 | 55/1 | 185/9 | 189/8 | 145/9 | 1113/6 | | |
| Scoring Margin | 117/5 | 39/1 | 27/1 | 9/1 | 70/4 | 24/1 | 53/5 | 77/5 | | |
| Scoring Offense | 113/5 | 37/1 | 18/2 | 28/1 | 56/5 | 11/2 | 50/4 | 119/4 | | |
| Steals/Gm | 98/3 | 262/8 | 174/6 | 172/4 | 41/1 | 48/4 | 72/8 | 28/3 | | |
| 3 Pt FG Att | 176/8 | 37/2 | 29/2 | 51/2 | 115/5 | 26/3 | 105/7 | 340/14 | | |
| 3 PT FG/Game | 323/11 | 33/2 | 31/3 | 74/3 | 143/4 | 169/5 | 279/11 | 342/14 | | |
| 3 PT FG Pct | 314/11 | 42/1 | 26/2 | 155/6 | 175/5 | 198/7 | 320/11 | 315/12 | | |
| 3 PT FG Defense | 59/2 | 18/2 | 20/1 | 113/3 | 1/1 | 174/9 | 125/11 | 40/5 | | |
| Turnover Margin | 184/5 | 169/7 | 22/2 | 22/1 | 9/1 | 58/2 | 40/4 | 68/4 | | |
| Turnovers Forced | 154/5 | 306/10 | 191/6 | 127/3 | 29/1 | 52/7 | 42/5 | 56/3 | | |
| Turnovers/Gm | 208/7 | 26/2 | 4/1 | 13/1 | 47/1 | 151/3 | 133/4 | 212/10 | | |
| W-L Pct | 93/3 | 17/1 | 17/1 | 7/1 | 89/5 | 17/2 | 36/4 | 108/8 | | |

| MOST TURNOVERS: | | | |
|-----------------|----|--------------------------------|--|
| at Nevada: | 21 | at Texas Tech 12/05/17 | |
| | 21 | vs Morehead State 03/30/16 | |
| | 20 | vs Fresno Pacific 12/09/15 | |
| | 20 | at San Diego State 03/11/16 | |
| at Arkansas: | 21 | at Missouri 01/18/23 | |
| | 21 | vs Rice 11/05/19 | |
| | 20 | vs South Dakota State 11/16/22 | |
| | 20 | vs Missouri 03/12/21 | |
| | 20 | at Tennessee 01/06/21 | |
| | 20 | vs Austin Peay 12/03/19 | |

| MOST FOULS: | | | |
|-------------|----|---------------------------|--|
| at Nevada: | 38 | at Wichita State 12/22/15 | |
| | 38 | at New Mexico 01/07 | |

| | |
|-------------|---|
| 3 PT PCT | .667 (12-18) at Tennessee 03/05/22 |
| | .600 (6-10) vs Mississippi State 02/11/23 |
| | .591 (13-22) vs Oklahoma 12/11/21 |
| | .556 (10-18) at Vanderbilt 01/14/23 |
| | .538 (14-26) at Kentucky 02/09/21 |
| FT MADE | 34 at Missouri 02/08/20 |
| | 30 at Missouri 01/18/23 |
| | 29 at Vanderbilt 01/14/23 |
| | 28 vs Missouri 01/02/21 |
| FT ATTEMPTS | 44 at Missouri 02/08/20 |
| | 40 at Missouri 01/18/23 |
| | 39 vs Missouri 01/02/21 |
| | 36 at Vanderbilt 01/14/23 |
| | 36 vs Alabama 01/11/23 |
| FT PCT | 1.000 (13-13) at Ole Miss 01/26/22 |
| | 1.000 (14-14) vs Florida 02/16/21 |
| | .962 (25-26) at Ole Miss 01/11/20 |
| | .950 (19-20) vs Texas A&M 10/22/22 |
| | .947 (18-19) vs LSU 03/02/22 |
| REBOUNDS | 60 vs Auburn 02/08/22 |
| | 53 at LSU 01/08/20 |
| | 52 at Missouri 02/08/20 |
| | 51 vs Missouri 01/02/21 |
| OFF REB | 24 vs Texas A&M 01/31/23 |
| | 24 vs Auburn 02/08/22 |
| | 23 at LSU 01/08/20 |
| | 22 vs LSU 03/02/22 |
| DEF REB | 41 vs Missouri 01/02/21 |
| | 37 at Georgia Tech 11/25/19 |
| | 36 vs Auburn 02/08/22 |
| | 35 2x - LAST: vs Auburn 01/06/24 |
| ASSISTS | 22 vs UConn 03/23/23 |
| | 20 vs South Carolina 01/20/24 |
| | 18 at Tennessee 02/28/23 |
| | 18 vs Texas A&M 03/12/22 |
| | 18 vs Oklahoma 12/11/21 |
| | 18 at Kentucky 02/09/21 |
| | 18 at Alabama 01/16/21 |
| STEALS | 13 at Missouri 01/18/23 |
| | 12 vs Auburn 03/09/23 |
| | 12 at Mississippi State 12/29/21 |
| | 12 at Alabama 01/16/21 |
| | 11 2x - LAST at Tennessee 02/28/23 |
| BLOCKS | 9 at Texas A&M 01/08/22 |
| | 9 vs Auburn 01/20/21 |
| | 9 at Tennessee 01/06/21 |
| | 7 3x - LAST: at Auburn 01/07/23 |
| TURNOVERS | 30 vs Fordham 11/11/22 |
| | 27 vs Bradley 12/17/22 |
| | 27 vs Rice 11/05/19 |
| | 26 vs Mississippi State 02/02/21 |
| FOULS | 35 vs LSU 03/04/20 |
| | 33 vs South Carolina 01/29/20 |
| | 32 vs Alabama 02/24/21 |
| | 31 at Kentucky 02/07/23 |

ARK TEAM GAME LOWS (w/Muss):

| | |
|---------------|---|
| FEWEST PTS | 51 at Ole Miss 01/24/24 |
| | 51 vs Auburn 01/06/24 |
| | 53 vs New Mexico State 03/19/22 |
| | 56 at Texas A&M 02/15/23 |
| | 57 vs Kentucky 01/27/24 |
| | 57 at Tennessee 02/28/23 |
| | 57 at LSU 12/28/22 |
| FEWEST FG | 14 vs New Mexico State 03/19/22 |
| | 15 at Tennessee 02/11/20 |
| | 18 vs Auburn 01/06/24 |
| | 18 at Tennessee 02/28/23 |
| | 18 vs UNCG 12/06/22 |
| | 18 vs Tennessee 02/19/22 |
| FEWEST FGA | 45 vs North Texas 11/12/19 |
| | 46 vs Austin Peay 12/03/19 |
| | 48 vs Mississippi State 02/11/23 |
| | 49 at Tennessee 02/28/23 |
| | 49 at Tennessee 02/11/20 |
| | 50 5x LAST vs Oklahoma 12/09/23 |
| LOWEST FG% | .275 (14-51) vs New Mexico State 03/19/22 |
| | .268 (19-71) vs Missouri 01/02/21 |
| | .305 (18-59) vs Tennessee 02/19/22 |
| | .303 (23-76) vs Stanford 11/22/23 |
| | .306 (15-49) at Tennessee 02/11/20 |
| FEWEST 3PT FG | 0 vs South Carolina 01/18/22 |
| | 1 vs Oral Roberts 03/27/21 |
| | 2 vs Florida 02/18/23 |
| | 2 vs Alabama 01/11/23 |
| | 2 at Auburn 01/07/23 |
| | 2 vs San Diego State 11/23/22 |
| | 2 vs Fordham 11/11/22 |
| | 2 vs Mississippi State 02/02/21 |
| FEWEST 3 FGA | 6 at Missouri 01/31/24 |
| | 9 at Kentucky 02/07/23 |
| | 9 vs Oral Roberts 03/27/21 |
| | 9 vs TCU 01/25/20 |
| | 10 3x LAST at Alabama 02/25/23 |

| | |
|----------------|---|
| LOWEST 3 PT% | .000 (0-11) vs South Carolina 01/18/22 |
| | .111 (1-9) vs Oral Roberts 03/27/21 |
| | .125 (2-16) at Auburn 01/07/23 |
| | .125 (2-16) vs Fordham 11/11/22 |
| | .118 (2-17) vs Mississippi State 02/02/21 |
| | .136 (3-22) vs Kansas State 11/22/21 |
| FEWEST FT | 4 vs Lipscomb 12/16/23 |
| | 4 at Georgia 02/02/22 |
| | 4 at Oklahoma State 01/30/21 |
| | 5 at LSU 12/28/22 |
| | 6 at Mississippi State 01/22/20 |
| FEWEST FTA | 7 at Georgia 02/02/22 |
| | 7 at Oklahoma State 01/30/21 |
| | 8 vs Lipscomb 12/16/23 |
| | 8 at Ole Miss 01/26/22 |
| | 8 vs Central Arkansas 12/12/20 |
| LOWEST FT% | .471 (8-17) vs Southern 12/09/20 |
| | .500 (4-8) vs Lipscomb 12/16/23 |
| | .500 (7-14) at Texas A&M 02/15/23 |
| | .500 (5-10) at LSU 12/28/22 |
| | .500 (13-26) vs Central Arkansas 12/01/21 |
| | .529 (9-17) vs Ole Miss 01/21/23 |
| FEWEST REBS | 23 vs Missouri 02/22/20 |
| | 24 vs North Texas 11/12/19 |
| | 24 at LSU 01/08/20 |
| | 25 vs Oklahoma 12/09/23 |
| | 25 vs Duke 03/26/22 |
| | 25 at Texas A&M 03/07/20 |
| FEWEST OFF REB | 2 vs Missouri 02/22/20 |
| | 3 vs Texas A&M 01/168/24 |
| | 3 vs New Mexico State 03/19/22 |
| | 3 at LSU 01/08/20 |
| | 3 at Georgia Tech 11/25/19 |
| | 4 3x - LAST: vs Georgia 02/21/23 |
| FEWEST DEF REB | 15 vs UConn 03/23/23 |
| | 15 at Florida 02/18/20 |
| | 17 vs Oklahoma 12/10/22 |
| | 17 vs Duke 03/26/22 |
| | 18 vs Texas A&M 03/10/23 |
| | 18 vs Kentucky 03/04/23 |
| | 18 at Tennessee 02/11/20 |
| | 18 vs TCU 01/25/20 |
| FEWEST ASSISTS | 4 vs Illinois 03/16/23 |
| | 4 at Texas A&M 02/15/23 |
| | 4 vs Troy 11/28/22 |
| | 6 vs North Carolina 11/24/23 |
| | 6 vs Stanford 11/22/23 |
| | 6 at Alabama 02/25/23 |
| | 6 at Tennessee 02/11/20 |
| FEWEST STEALS | 0 vs Texas Tech 03/21/21 |
| | 1 vs Texas A&M 01/16/24 |
| | 2 vs Abilene Christian 12/21/23 |
| | 2 vs New Mexico State 03/19/22 |
| | 2 at Tennessee 01/06/21 |
| | 3 at Ole Miss 01/24/24 |
| | 3 vs Old Dominion 11/13/23 |
| | 3 at Vanderbilt 01/14/23 |
| FEWEST BLOCKS | 0 at Alabama 02/12/22 |
| | 1 vs New Mexico State 03/19/22 |
| | 1 vs Texas Tech 03/21/21 |
| | 1 vs Georgia 01/09/21 |
| | 1 vs Northern Kentucky 11/30/19 |
| | 1 vs South Carolina 01/29/20 |
| | 1 vs Mississippi State 02/15/20 |
| | 1 at Florida 02/18/20 |
| FEWEST TO | 4 vs Old Dominion 11/13/23 |
| | 5 vs South Carolina 01/20/24 |
| | 5 vs New Mexico State 03/19/22 |
| | 5 vs Northern Iowa 11/17/21 |
| | 5 vs LSU 03/04/20 |
| FOULS | 6 vs Mercer 11/09/21 |
| | 10 vs Southern 12/09/20 |
| | 12 vs Old Dominion 11/13/23 |
| | 12 vs Florida 02/18/23 |
| | 12 vs Oklahoma 12/10/22 |
| | 12 vs Mississippi Valley 11/25/20 |

OPP GAME LOWS (w/Muss at ARK):

| | |
|------------|----------------------------------|
| FEWEST PTS | 40 vs LSU 01/24/23 |
| | 43 vs Missouri 01/12/22 |
| | 43 vs Rice 11/05/19 |
| | 43 vs North Texas 11/12/19 |
| | 44 vs Southern 12/09/20 |
| FEWEST FG | 14 vs LSU 01/24/23 |
| | 14 vs Missouri 01/12/22 |
| | 15 vs Mississippi State 02/02/21 |
| | 15 vs Lipscomb 12/05/20 |
| | 16 vs Tennessee 02/19/22 |
| | 16 vs Rice 11/05/19 |
| FEWEST FGA | 44 vs Louisville 11/21/22 |
| | 45 vs Bradley 12/17/22 |
| | 45 vs Fordham 11/11/22 |
| | 45 vs Texas A&M 01/04/20 |
| | 46 at Florida 02/18/20 |

| | |
|-----------------|---|
| LOWEST FG% | .254 (15-59) vs Lipscomb 12/05/20 |
| | .259 (14-54) vs LSU 01/24/23 |
| | .271 (16-59) vs Tennessee 02/19/22 |
| | .286 (18-63) vs Southern 12/09/20 |
| | .286 (16-56) vs Rice 11/05/19 |
| FEWEST 3PT FG | 1 vs Texas A&M 03/10/23 |
| | 1 vs LSU 01/24/23 |
| | 1 vs Ole Miss 01/27/21 |
| | 1 vs Southern 12/09/20 |
| | 2 9x - LAST: vs UNC Asheville 12/21/22 |
| FEWEST 3 FGA | 7 vs Mississippi State 02/15/20 |
| | 9 vs Alcorn State 11/06/023 |
| | 9 vs LSU 01/24/23 |
| | 10 vs Texas A&M 03/10/23 |
| | 10 vs Duke 03/26/22 |
| LOWEST 3 PT% | .063 (1-16) vs Ole Miss 01/27/21 |
| | .077 (1-13) vs Southern 12/09/20 |
| | .080 (2-25) vs Rice 11/05/19 |
| | .100 (1-10) vs Texas A&M 03/10/23 |
| | .111 (1-9) vs LSU 01/24/23 |
| | .111 (2-18) vs San Diego State 11/23/22 |
| | .118 (2-17) vs North Texas 11/12/19 |
| FEWEST FT | 3 vs Alabama 02/24/21 |
| | 3 vs Mississippi Valley 11/25/20 |
| | 4 vs Old Dominion 11/13/23 |
| | 5 vs Elon 12/21/21 |
| | 6 5x LAST vs Ole Miss 01/21/23 |
| FEWEST FTA | 3 vs Alabama 02/24/21 |
| | 5 vs Old Dominion 11/13/23 |
| | 6 vs Mississippi Valley 11/25/20 |
| | 9 vs Lipscomb 12/16/23 |
| | 9 vs Elon 12/21/21 |
| | 9 vs Oklahoma 12/10/22 |
| LOWEST FT% | .375 (3-8) vs Alabama 02/24/21 |
| | .462 (6-13) vs Ole Miss 01/21/23 |
| | .467 (7-15) vs Central Arkansas 12/01/21 |
| | .471 (8-17) vs Auburn 02/08/22 |
| | .500 (6-12) at LSU 12/28/22 |
| | .500 (9-18) vs UNC Asheville 12/21/22 |
| | .500 (12-24) vs South Carolina 01/18/22 |
| | .500 (6-12) vs LSU 02/27/21 |
| | .500 (9-18) at Indiana 12/29/19 |
| FEWEST REBS | 19 vs Auburn 03/09/23 |
| | 21 vs Charlotte 12/01/21 |
| | 22 vs Mercer 11/09/21 |
| | 23 at Missouri 01/18/23 |
| | 23 vs Missouri 01/04/23 |
| | 25 vs Florida 02/18/23 |
| FEWEST OFF REBS | 4 vs Charlotte 12/01/21 |
| | 4 vs Mercer 11/09/21 |
| | 4 vs Mississippi State 02/15/20 |
| | 4 vs Vanderbilt 01/15/20 |
| | 5 8x - LAST: at LSU 02/03/24 |
| FEWEST DEF REBS | 13 vs Auburn 03/09/23 |
| | 14 vs Missouri 01/04/23 |
| | 15 at Missouri 01/31/24 |
| | 16 at Missouri 01/18/23 |
| | 17 vs Florida 02/18/23 |
| | 17 vs Charlotte 12/01/21 |
| FEWEST ASSISTS | 4 vs Louisville 11/21/22 |
| | 5 vs Texas A&M 01/16/24 |
| | 5 at Baylor 01/28/23 |
| | 5 vs Southern 12/09/20 |
| | 6 5x - LAST: vs Georgia 02/21/23 |
| FEWEST STEALS | 0 vs Vanderbilt 01/15/20 |
| | 1 vs South Carolina 01/20/24 |
| | 1 vs Vermont 03/19/22 |
| | 1 vs Cincinnati 11/23/21 |
| | 1 at Kentucky 02/09/21 |
| | 1 at LSU 01/08/20 |
| FEWEST BLKS | 0 vs North Carolina 11/24/23 |
| | 0 vs Stanford 11/22/23 |
| | 0 vs Gardner-Webb 11/10/23 |
| | 0 vs Fordham 11/11/22 |
| | 0 vs Hofstra 12/18/21 |
| | 0 vs Georgia 01/09/21 |
| | 0 Southern 12/09/20 |
| | 0 vs North Texas 11/12/19 |
| | 0 vs Austin Peay 12/03/19 |
| | 1 20x LAST: vs South Carolina 01/20/24 |
| FEWEST TO | 2 vs Texas A&M 01/16/24 |
| | 5 at Tennessee 01/06/21 |
| | 6 vs Vermont 03/19/22 |
| | 7 vs Lipscomb 12/05/20 |
| | 8 vs UNCW 12/30/23 |
| | 8 vs Abilene Christian 12/21/23 |
| | 8 at Baylor 01/28/23 |
| | 8 at Auburn 01/07/23 |
| | 8 vs LSU 02/27/21 |
| FEWEST FOULS | 12 at Tennessee 01/06/21 |
| | 12 vs Central Arkansas 12/12/20 |
| | 13 vs Lipscomb 12/16/23 |
| | 14 6x - LAST: at Georgia 02/02/22 |

RANKING SEC HOOPS COACHES

GOING INTO THE 2023-24 SEASON

| | |
|----------------------|------|
| 1. ERIC MUSSELMAN | ARK |
| 2. JOHN CALIPARI | KY |
| 3. RICK BARNES | TN |
| 4. MATE JATS | GA |
| 5. CHRIS BEARD | MISS |
| 6. BRUCE PEARL | ALA |
| 7. BUZZ WILLIAMS | ALA |
| 8. CHRIS JANS | MISS |
| 9. DENNIS GATES | GA |
| 10. JERRY STACKHOUSE | GA |
| 11. TODD GOLDEN | GA |
| 12. MIKE WHITE | GA |
| 13. MATT MCMAHON | LSU |
| 14. LAMONT PARIS | GA |



COLLEGE BASKETBALL REPORT

MUSSELMAN MILESTONE COLLEGIATE WINS

OVERALL

| | | | |
|-----|----------|--|--------|
| 1 | 11/13/15 | vs Coastal Carolina (Honolulu, Hawaii) | 73-56 |
| 100 | 01/24/19 | Colorado State (Reno, Nev.) | 100-60 |
| 200 | 02/07/23 | at Kentucky (Lexington, Ky.) | 88-73 |

AT ARKANSAS

| | | | |
|-----|----------|----------------------------------|-------|
| 1 | 11/05/19 | Rice (Fayetteville, Ark.) | 91-43 |
| 50 | 11/23/21 | vs Cincinnati (Kansas City, Mo.) | 73-67 |
| 100 | 11/29/23 | vs #7 Duke (Fayetteville, Ark.) | 80-75 |

MUSSELMAN PLAYERS OF NOTE

- CODY MARTIN** NEVADA
• Charlotte Hornets (Free Agent) • 2019-pres.
• 2x All-Mountain West (2018 and 2019)
- CALEB MARTIN** NEVADA
• Hornets (2019 2nd Rd / 36th pick) • Heat 2021-pres.
• 2x First Team All-America (2018 and 2019)
- JORDAN CAROLINE** NEVADA
• 3x First Team All-Mountain West (2018 and 2019)
- CAM OLIVER** NEVADA
• Rockets (2021 Free Agent)
• Led Australian NBL in rebounding in 2020
- JALEN HARRIS** NEVADA
• Toronto Raptors (2nd Rd / 59th pick) • 2020
- ISAIAH JOE** ARKANSAS
• 76ers (2nd Rd • 49th pick) 2020-22; Thunder 2022-pres.
- MASON JONES** ARKANSAS
• Rockets, 76ers, Lakers & Kings (2021 Free Agent)
• 2020 All-American & 2020 SEC Player of the Year
- MOSES MOODY** ARKANSAS
• Golden State Warriors (1st Rd • 14th pick) • 2021
• 1st "one-and-done" in Arkansas history
• 2021 All-American & 2021 SEC Freshman of the Year
- JD NOTAE** ARKANSAS
• 2021 6th Man of the Year • Bleacher Report's National & SEC
• 2022 All-American and consensus 1st team All-SEC
- STANLEY UMUDE** ARKANSAS
• Detroit Pistons (2023 free agent)
- JAYLIN WILLIAMS** ARKANSAS
• OKC Thunder (2nd Rd • 34th pick)
• 1st team All-SEC / Defensive All-SEC
- ANTHONY BLACK** ARKANSAS
• Orlando Magic (1st Rd • 6th pick)
• 2nd team All-SEC / SEC All-Freshman Team
- NICK SMITH JR.** ARKANSAS
• Charlotte Hornets (1st Rd • 27th pick)
- JORDAN WALSH** ARKANSAS
• Boston Celtics (2nd Rd • 38th pick)
- RICKY COUNCIL IV** ARKANSAS
• Philadelphia 76ers (free agent)
• 2nd team All-SEC

IN HIS FIRST EIGHT YEARS AS A COLLEGIATE HEAD COACH

- » Twice led the NCAA in FT Made (2016 & 2022)
- » Led the NCAA in FT Attempts (2022)
- » Led the NCAA in 3-pt FG Pct Defense (2020)
- » Ranked 1st (4x) or 2nd (3x) seven times in the league in FT Made
- » Ranked 1st (5x) or 2nd (2x) seven times in the league in FT Attempts
- » 8x - Ranked among NCAA top 25 in FT Atts AND 7x in FT Made
- » 4x - Led the league in Scoring Margin (2017, '18, '19, '21)
- » 4x - Led the league in Fewest Turnovers (2017, '18, '19, '20)
- » 3x - Led the league in Overall W-L Percentage (2017, '18, '19)
- » 3x - Led the league in Assist-To-TO Ratio (2017, '18, '19)
- » 3x - In NCAA top 20 in 3PTFG% Defense (2017, '18, '20)

OTHER TEAM HIGHLIGHTS

- » 2nd in the NCAA in Assist-To-TO Ratio (2018)
- » 2nd in the NCAA in Total Rebounds (2016)
- » 2nd in the NCAA in Free Throws Made (2021)
- » 3rd in the NCAA in Total Blocked Shots (2016)
- » 4th in the NCAA in Rebound Margin (2016)
- » 4th in the NCAA in Fewest TO Per Gm (2018)

PLAYER HIGHLIGHTS

- » 10 Players in the NBA in 8 yrs as college coach
- » 4x - Players led his league in 3-PT FG Made
- » 3x - Player led his league in points scored
- » 4 All-Americans (Caleb Martin 2x, Mason Jones, Moses Moody, JD Notae)
- » 21 All-Conference Honors
- » 7 All-Defensive Team Honors
- » 3 Conference Newcomers of the Year
- » 3 Conference 6th Man Award
- » 2 Conference Players of the Year
- » 2 Conference Freshman of the Year
- » 1 Conference Defensive Player of the Year

MUSSELMAN RECORD • POINTS SCORED

| | |
|------------------------------------|-----------------|
| Scoring Below 50 Points: | 0-0 |
| - At Arkansas | 0-0 |
| Home:..... | 0-0 at Arkansas |
| Away:..... | 0-0 at Arkansas |
| Neutral:..... | 0-0 at Arkansas |
| Scoring 50-59 Points: | 1-16 |
| - At Arkansas:..... | 1-8 |
| Home:..... | 0-3 |
| Away:..... | 0-11 |
| Neutral:..... | 1-2 |
| Scoring 60-69 Points: | 25-28 |
| - At Arkansas | 18-17 |
| Home:..... | 14-7 |
| Away:..... | 6-13 |
| Neutral:..... | 5-8 |
| Scoring 70-79 Points: | 77-30 |
| - At Arkansas | 39-19 |
| Home:..... | 43-7 |
| Away:..... | 15-15 |
| Neutral:..... | 19-8 |
| Scoring 80-89 Points: | 71-8 |
| - At Arkansas | 29-6 |
| Home:..... | 43-0 |
| Away:..... | 17-5 |
| Neutral:..... | 11-3 |
| Scoring 90-99 Points: | 30-1 |
| - At Arkansas | 15-0 |
| Home:..... | 19-0 |
| Away:..... | 10-1 |
| Neutral:..... | 1-0 |
| Scoring 100 or More Points: | 12-1 |
| - At Arkansas | 4-0 |
| Home:..... | 8-0 |
| Away:..... | 3-1 |
| Neutral:..... | 1-0 |

BEST WINNING PERCENTAGE

active NCAA Division I head coaches
(min 5 yrs • Division I wins - Thru Jan 31)

| | | | | |
|----|---------------------------------|---------------|-------------|--------------|
| 1 | Mark Few, Gonzaga | 706-141 | .834 | 25 yrs |
| 2 | Bill Self, Kansas | 791-242 | .766 | 31 yrs |
| 3 | Brian Dutcher, San Diego St. | 169-53 | .761 | 7 yrs |
| 4 | John Calipari, Kentucky | 806-258 | .758 | 32 yrs |
| 5 | Chris Jans, Mississippi State | 180-65 | .735 | 8 yrs |
| 6 | Darian DeVries, Drake | 142-53 | .728 | 6 yrs |
| 7 | Tony Bennett, Virginia | 429-163 | .725 | 18 yrs |
| 8 | Thad Matta, Butler | 469-180 | .723 | 19 yrs |
| 9 | Bruce Pearl, Auburn | 654-261 | .715 | 29 yrs |
| 9 | ERIC MUSSELMAN, ARKANSAS | 217-87 | .714 | 9 yrs |
| 10 | Chris Beard, Ole Miss | 255-103 | .712 | 12 yrs |



MUSSELMAN RECORD • POINTS ALLOWED

| | |
|--|--------------|
| Opponent Scores Below 50 Points: | 12-0 |
| - At Arkansas | 10-0 |
| Home:..... | 10-0 |
| Away:..... | 1-0 |
| Neutral:..... | 1-0 |
| Opponent Scores 50-59 Points: | 40-1 |
| - At Arkansas | 22-0 |
| Home:..... | 28-1 |
| Away:..... | 9-0 |
| Neutral:..... | 3-0 |
| Opponent Scores 60-69 Points: | 78-12 |
| - At Arkansas | 34-6 |
| Home:..... | 47-1 |
| Away:..... | 13-6 |
| Neutral:..... | 18-5 |
| Opponent Scores 70-79 Points: | 64-31 |
| - At Arkansas | 32-21 |
| Home:..... | 34-9 |
| Away:..... | 17-17 |
| Neutral:..... | 13-5 |
| Opponent Scores 80-89 Points: | 20-28 |
| - At Arkansas | 7-18 |
| Home:..... | 8-6 |
| Away:..... | 9-14 |
| Neutral:..... | 3-8 |
| Opponent Scores 90-99 Points: | 3-10 |
| - At Arkansas | 2-7 |
| Home:..... | 3-2 |
| Away:..... | 0-6 |
| Neutral:..... | 0-2 |
| Opponent Scores 100 or More Points: | 1-2 |
| - At Arkansas | 0-0 |
| Home:..... | 0-0 |
| Away:..... | 1-2 |
| Neutral:..... | 0-0 |

KHALIF BATTLE

6 • 6-5 • 185 • Grad. Sr. (2) || Hillside, N.J. (Trenton Catholic / Temple) **Pronounced: KAY-lif**

@khalifbattle24
@khalifmalikbattle

FULL BIO/STATS

Including 2023-24, has TWO years of collegiate eligibility ... Graduated from Temple (Summer '23) - Adult & Organizational Development ... Pursuing a second undergraduate degree from Arkansas in Food, Health & Nutrition ... Born on June 24, 2000, in Hillside, N.J. ... Son of Gary & Daniella Battle ... Brother: Tyus played at Syracuse. Sister: GiGi

In 2022-23, Battle averaged a team-best 17.9 points in 27 games, including 13 games with 20-plus points, and **ranked 10th in the NCAA in free throw percentage** ... In his collegiate career, Battle has played in 69 games (19 starts) and scored 871 points, averaging 12.6 points and 3.2 rebounds. He has shot 40.6% from the field, 35.4% from 3-point and 84.1% from the free throw line.

| IN THE RANKINGS | No. | SEC |
|-----------------|------|------|
| FT Made | 83 | 12th |
| FT Att | 101 | 14th |
| FT% | .822 | 12th |

• **Has led the team in scoring 7x ... IN THE FIRST FOUR GAMES**, he scored 21 points, made 5 FG, made 3 3's and made 8 FT ... **IN THE FIFTH**, he scored a season-high 25 with 7 FG, 4 3's and 7 FT.

2023-24 HIGHLIGHTS

- **ALCORN:** Led the team in scoring with 21 points (5-of-9 FG • 3-of-6 3PT • 8-of-9 FT) and tied for the team lead at +23.
- **GWU:** Once again, led the team in scoring with 21 points (5-of-9 FG • 3-of-4 3PT • 8-of-10 FT).
- **MEMPHIS:** Led the team with 21 points, making 3-of-4 3-pointers and going 8-of-11 at the line.
- **DUKE:** Led the team with 21 points and added five rebounds and five assists ... Scored 15 of his 21 in the second half including 13 during a 16-3 run to put the Hogs up 14.
- **FURMAN:** Reached **1,000 career points**, making his first shot attempt – a 3-pointer at 16:07 in the first half ... For the second-straight game, led the team in scoring with a season-high 25 points, making season highs in FG (7) and 3's (4) ... Scored 20 in the second half (5-of-8 FG; 3-of-5 3PT; 7-of-8 FT).
- **OKLAHOMA:** Led the team with 13 points, going 8-of-8 from the free throw line.
- **ACU:** Scored 18 points and added four rebounds ... Had 14 second-half points, making 3-of-4 from deep, as Arkansas erased a seven-point halftime deficit and Battle was +17 for the game.
- **@ OLE MISS:** Led the team with 11 points and tied for the team lead with four rebounds ... Added two assists.
- **KENTUCKY:** Scored 11 points, making a pair of 3-pointers, with two assists, a steal and a blocked shot.
- **@ MIZZOU:** Hit two of the Hogs' four 3's and added two assists and two steals.

CAREER DOUBLE-DOUBLES (3)

| SOPHOMORE (at Temple) | (3) |
|-----------------------------|---------------|
| 01/26/21 • TULSA | 22 pts 11 reb |
| 02/21/21 • SOUTH FLORIDA | 32 pts 10 reb |
| 03/11/21 • vs South Florida | 18 pts 10 reb |



BATTLE'S PERSONAL BESTS

| POINTS | |
|--------------------|------------------------------|
| Season: 25 | vs Furman (12/04/23) |
| Career: 32 | vs South Florida (02/21/21) |
| SEC: 11 (2x) | LAST vs Kentucky (01/27/24) |
| FG MADE | |
| Season: 7 | vs Furman (12/04/23) |
| Career: 10 (2x) | LAST vs Richmond (11/22/22) |
| SEC: 3 | vs Kentucky (01/27/24) |
| FG ATTEMPTED | |
| Season: 13 | vs Duke (11/29/23) |
| Career: 22 | vs South Florida (02/21/21) |
| SEC: 10 | vs Kentucky (01/27/24) |
| 3-POINT FG MADE | |
| Season: 4 | vs Furman (12/04/23) |
| Career: 6 | vs Richmond (11/22/22) |
| SEC: 2 (2x) | LAST at Missouri (01/31/24) |
| 3-PT FG ATTEMPTS | |
| Season: 8 | vs Duke (11/29/23) |
| Career: 14 | at Tulsa (01/10/23) |
| SEC: 6 | vs Kentucky (01/27/24) |
| FT MADE | |
| Season: 8 (5x) | LAST vs Oklahoma (12/09/23) |
| Career: 10 | vs South Florida (02/21/21) |
| SEC: 6 | at Ole Miss (01/24/24) |
| FT ATTEMPTED | |
| Season: 11 (2x) | LAST vs Duke (11/29/23) |
| Career: 12 | vs South Florida (02/21/21) |
| SEC: 7 | at Ole Miss (01/24/24) |
| REBOUNDS | |
| Season: 6 | vs UNC Greensboro (11/17/23) |
| Career: 11 | vs Tulsa (01/26/21) |
| SEC: 5 | vs Kentucky (01/27/24) |
| ASSISTS | |
| Season: 5 | vs Duke (11/29/23) |
| Career: 6 | vs UMES (12/20/22) |
| SEC: 3 | at Georgia (01/10/24) |
| STEALS | |
| Season: 2 | at Missouri (01/31/24) |
| Career: 4 (2x) | LAST vs UMES (12/20/22) |
| SEC: 2 | at Missouri (01/31/24) |
| BLOCKED SHOTS | |
| Season: 1 (3x) | LAST at Ole Miss (01/24/24) |
| Career: 2 | vs South Florida (03/11/21) |
| SEC: 1 (3x) | LAST vs Kentucky (01/27/24) |
| MINUTES | |
| Season: 34:22 | vs Kentucky (01/27/24) |
| Career: 40:00 (3x) | LAST vs Ole Miss (12/17/22) |
| SEC: 34:22 | vs Kentucky (01/27/24) |

KHALIF BATTLE 2023-24 GAME STATS

| Opponent | Date | GS | Min | FG | FGA | Pct | 3FG | 3A | Pct | FT | FTA | Pct | O | D | Tot | Avg | PF | FO | A | TO | Blk | Stl | Pts | Avg |
|-------------------|----------|-----|-----|----|------|------|-----|------|-------|----|-------|------|---|----|-----|-----|----|----|----|----|-----|-----|------|------|
| ALCORN | 11/06/23 | 19 | 5 | 9 | .556 | 3 | 6 | .500 | 8 | 9 | .889 | 1 | 2 | 3 | 3.0 | 3 | 0 | 2 | 3 | 0 | 0 | 21 | 21.0 | |
| GARDNER-WEBB | 11/10/23 | 25 | 5 | 9 | .556 | 3 | 4 | .750 | 8 | 10 | .800 | 0 | 4 | 4 | 3.5 | 1 | 0 | 1 | 0 | 0 | 0 | 21 | 21.0 | |
| OLD DOMINION | 11/13/23 | 20 | 3 | 6 | .500 | 2 | 3 | .667 | 5 | 6 | .833 | 0 | 2 | 2 | 3.0 | 2 | 0 | 1 | 1 | 0 | 0 | 13 | 18.3 | |
| UNC GREENSBORO | 11/17/23 | 34 | 2 | 10 | .200 | 1 | 6 | .167 | 6 | 8 | .750 | 0 | 6 | 6 | 3.8 | 3 | 0 | 2 | 2 | 0 | 0 | 11 | 16.5 | |
| vs Stanford | 11/22/23 | 31 | 2 | 11 | .182 | 1 | 4 | .250 | 4 | 4 | 1.000 | 0 | 1 | 1 | 3.2 | 5 | 1 | 0 | 1 | 0 | 1 | 9 | 15.0 | |
| vs Memphis | 11/23/23 | 30 | 5 | 8 | .625 | 3 | 4 | .750 | 8 | 11 | .727 | 0 | 2 | 2 | 3.0 | 5 | 1 | 0 | 4 | 0 | 1 | 21 | 16.0 | |
| vs North Carolina | 11/24/23 | 18 | 3 | 7 | .429 | 0 | 3 | .000 | 3 | 3 | 1.000 | 0 | 4 | 4 | 3.1 | 4 | 0 | 1 | 1 | 0 | 0 | 9 | 15.0 | |
| DUKE | 11/29/23 | 31 | 5 | 13 | .385 | 3 | 8 | .375 | 8 | 11 | .727 | 0 | 5 | 5 | 3.4 | 4 | 0 | 5 | 2 | 0 | 0 | 21 | 15.8 | |
| FURMAN | 12/04/23 | 24 | 7 | 11 | .636 | 4 | 7 | .571 | 7 | 8 | .875 | 0 | 1 | 1 | 3.1 | 3 | 0 | 1 | 0 | 0 | 1 | 25 | 16.8 | |
| vs Oklahoma | 12/09/23 | 28 | 2 | 10 | .200 | 1 | 4 | .250 | 8 | 8 | 1.000 | 0 | 2 | 2 | 3.0 | 1 | 0 | 1 | 2 | 0 | 1 | 13 | 16.4 | |
| vs Lipscomb | 12/16/23 | 11 | 1 | 5 | .200 | 0 | 2 | .000 | 0 | 0 | .000 | 0 | 2 | 2 | 2.9 | 2 | 0 | 0 | 1 | 0 | 0 | 2 | 15.1 | |
| ABILENE CHRISTIAN | 12/21/23 | 27 | 5 | 8 | .625 | 3 | 4 | .750 | 5 | 6 | .833 | 0 | 4 | 4 | 3.0 | 3 | 0 | 0 | 3 | 0 | 1 | 18 | 15.3 | |
| UNCW | 12/30/23 | 7 | 0 | 5 | .000 | 0 | 2 | .000 | 2 | 2 | 1.000 | 0 | 1 | 1 | 2.8 | 0 | 0 | 1 | 0 | 0 | 1 | 2 | 14.3 | |
| AUBURN | 01/06/24 | 17 | 1 | 4 | .250 | 0 | 1 | .000 | 2 | 4 | .500 | 0 | 2 | 2 | 2.8 | 1 | 0 | 0 | 1 | 1 | 0 | 4 | 13.6 | |
| at Georgia | 01/10/24 | 24 | 1 | 8 | .125 | 1 | 4 | .250 | 0 | 0 | .000 | 0 | 1 | 1 | 2.7 | 3 | 0 | 3 | 1 | 0 | 1 | 3 | 12.9 | |
| at Florida | 01/13/24 | 2 | 0 | 2 | .000 | 0 | 1 | .000 | 0 | 0 | .000 | 0 | 1 | 1 | 2.6 | 1 | 0 | 0 | 0 | 0 | 0 | 0 | 12.1 | |
| TEXAS A&M | 01/16/24 | DNP | | | | | | | | | | | | | | | | | | | | | | |
| SOUTH CAROLINA | 01/20/24 | 5 | 1 | 3 | .333 | 1 | 2 | .500 | 0 | 0 | .000 | 0 | 0 | 0 | 2.4 | 0 | 0 | 0 | 0 | 0 | 0 | 3 | 11.5 | |
| at Ole Miss | 01/24/24 | * | 27 | 2 | 9 | .222 | 1 | 5 | .200 | 6 | 7 | .857 | 1 | 3 | 4 | 2.5 | 1 | 0 | 2 | 1 | 1 | 0 | 11 | 11.5 |
| KENTUCKY | 01/27/24 | * | 34 | 3 | 10 | .300 | 2 | 6 | .333 | 3 | 4 | .750 | 1 | 4 | 5 | 2.6 | 2 | 0 | 2 | 1 | 1 | 1 | 11 | 11.5 |
| at Missouri | 01/31/24 | * | 15 | 2 | 6 | .333 | 2 | 2 | 1.000 | 0 | 0 | .000 | 0 | 3 | 3 | 2.7 | 3 | 0 | 2 | 1 | 0 | 2 | 6 | 11.2 |
| at LSU | 02/03/24 | * | 9 | 0 | 3 | .000 | 0 | 2 | .000 | 0 | 0 | .000 | 0 | 1 | 1 | 2.6 | 0 | 0 | 0 | 0 | 0 | 1 | 0 | 10.7 |
| GEORGIA | 02/10/24 | 3 | 0 | 1 | .000 | 0 | 1 | .000 | 0 | 0 | .000 | 0 | 0 | 0 | 2.5 | 1 | 0 | 0 | 0 | 0 | 0 | 0 | 10.2 | |
| Totals | | 4 | 441 | 55 | 158 | .348 | 31 | 81 | .383 | 83 | 101 | .822 | 3 | 51 | 54 | 2.5 | 48 | 2 | 24 | 25 | 3 | 11 | 224 | 10.2 |

KHALIF BATTLE CAREER STATISTICS

| Year | GP | GS | Min | Avg | FG | FGA | Pct | 3FG | 3FGA | Pct | FT | FTA | Pct | Off | Def | Tot | Avg | PF | FO | Ast | TO | Blk | Stl | Pts | Avg |
|--------------------|----|-----|------|------|-----|------|------|-----|------|------|-----|------|------|-----|-----|-----|-----|-----|----|-----|-----|-----|-----|------|------|
| 2019-20 (Butler) | 24 | 0 | 262 | 10.9 | 25 | 75 | .333 | 13 | 43 | .302 | 9 | 14 | .643 | 0 | 25 | 25 | 1.0 | 32 | 0 | 13 | 18 | 0 | 10 | 72 | 3.0 |
| 2020-21 (Temple) | 11 | 4 | 346 | 31.5 | 51 | 146 | .349 | 23 | 73 | .315 | 40 | 50 | .800 | 8 | 62 | 70 | 6.4 | 34 | 0 | 26 | 30 | 2 | 4 | 165 | 15.0 |
| 2021-22 (Temple) * | 7 | 7 | 223 | 31.9 | 50 | 93 | .538 | 21 | 43 | .488 | 29 | 36 | .806 | 3 | 24 | 27 | 3.9 | 16 | 0 | 7 | 15 | 0 | 3 | 150 | 21.4 |
| 2022-23 (Temple) | 27 | 8 | 869 | 32.2 | 155 | 378 | .410 | 77 | 220 | .350 | 97 | 108 | .898 | 8 | 88 | 96 | 3.6 | 53 | 0 | 49 | 62 | 3 | 26 | 484 | 17.9 |
| 2023-24 (ARK) | 4 | 441 | 20.0 | 55 | 158 | .348 | 31 | 81 | .383 | 83 | 101 | .822 | 3 | 51 | 54 | 2.5 | 48 | 2 | 24 | 25 | 3 | 11 | 224 | 10.2 | |
| TOTAL | 91 | 23 | 2141 | 23.5 | 336 | 850 | .395 | 165 | 460 | .359 | 258 | 309 | .835 | 22 | 250 | 272 | 3.0 | 183 | 2 | 119 | 180 | 8 | 54 | 1095 | 12.0 |

* - Received a medical redshirt

1 KEYON MENIFIELD

@TheChOsenOne
@keyonmenifield1

FULL BIO/STATS

G • 6-1 • 150 • So. (3) || Flint, Mich. (PHoenix (Arz.) Prep / Washington) **Pronounced: Men-EE-Field**

Is a walkon for the 2023-24 season ... Has THREE years of collegiate eligibility remaining including this year ... Major: Communications ... Born on Feb. 23, 2003, in Beecher, Mich. ... Son of Keyon Menifield Sr. and Shamere Lundy • Brother: Keyonta. Sisters: Diondra and Serenity

- Played one season at Washington and was named the PAC-12 All-Freshman team ... His 1.87 assist-turnover ratio led all Pac-12 freshmen
- Missed the first 10 games ... Granted a waiver by the NCAA and became eligible to play starting the Dec. 16 game versus Lipscomb.

SEC PLAYER OF THE WEEK (Jan. 1) - scored a career-high 32 points in the win over UNCW.

2023-24 HIGHLIGHTS

- **LIPSCOMB:** Made his debut in a Razorback uniform at 11:46 in the first half ... Scored his first basket on an offensive put-back at 4:06 ... Added three rebounds and two assists with zero turnovers.
- **ACU:** Had 11 points and six rebounds ... Played all 20 minutes of the second half when he scored 11 points and had five rebounds to help Arkansas erase a seven-point halftime deficit ... Led the team with a +21 for the game.
- **UNCW:** Scored a **career-high 32 points** with five assists and four rebounds to be named **SEC PLAYER OF THE WEEK** ... Was 8-of-14 from the field (3-of-7 3PT) and with **career-high in free throws made and attempts (13-of-17)** ... 1 of 2 Razorbacks to have a plus/minus in double-digits at +17 in the 6-point win ... Scored 17 first-half points (5-of-7 FG • 2-of-3 3PT • 5-of-8 FT)..
- **AUBURN:** For the second straight game, led the team in scoring with 14 points while **tying a career-high with four 3's made** ... Added a team-high four assists.
- **TEXAS A&M:** Had two steals and a **tied his career high with two blocked shots.**
- **@ MIZZOU:** Scored 16 points, going 6-of-6 at the line, with three assists.
- **GEORGIA:** Tied for the team lead with 15 points and added four rebounds ... Scored 11 of his 15 in the second half ... Also tied for team lead with a +8 .



MENIFIELD'S PERSONAL BESTS

POINTS
Season: 32 vs UNC Wilmington (12/30/23)
Career: 32 vs UNC Wilmington (12/30/23)
SEC: 16 at Missouri (01/31/24)

FG MADE
Season: 8 vs UNC Wilmington (12/30/23)
Career: 11 vs Oregon (02/15/23)
SEC: 5 vs Auburn (01/06/24)

FG ATTEMPTED
Season: 15 vs Auburn (01/06/24)
Career: 21 vs North Florida (11/11/22)
SEC: 15 vs Auburn (01/06/24)

3-POINT FG MADE
Season: 4 vs Auburn (01/06/24)
Career: 4 (3x) LAST vs Auburn (01/06/24)
SEC: 4 vs Auburn (01/06/24)

3-PT FG ATTEMPTS
Season: 9 vs Auburn (01/06/24)
Career: 9 vs Auburn (01/06/24)
SEC: 9 vs Auburn (01/06/24)

FT MADE
Season: 13 vs UNC Wilmington (12/30/23)
Career: 13 vs UNC Wilmington (12/30/23)
SEC: 6 at Missouri (01/31/24)

FT ATTEMPTED
Season: 17 vs UNC Wilmington (12/30/23)
Career: 17 vs UNC Wilmington (12/30/23)
SEC: 6 at Missouri (01/31/24)

REBOUNDS
Season: 6 vs Abilene Christian (12/21/23)
Career: 8 vs Oregon State (02/18/23)
SEC: 4 vs Georgia (02/10/24)

ASSISTS
Season: 5 vs UNC Wilmington (12/30/23)
Career: 8 at Arizona State (01/08/23)
SEC: 4 vs Auburn (01/06/24)

STEALS
Season: 1 (3x) LAST vs Texas A&M (01/16/24)
Career: 4 vs Stanford (01/12/23)
SEC: 1 (3x) LAST vs Georgia (02/10/24)

BLOCKED SHOTS
Season: 2 vs Texas A&M 01/16/24
Career: 2 (2x) LAST vs Texas A&M (01/16/24)
SEC: 2 vs Texas A&M 01/16/24

MINUTES
Season: 35:05 vs UNC Wilmington (12/30/23)
Career: 42:49 vs Oregon (02/15/23)
SEC: 31:17 vs Auburn (01/06/24)

KEYON MENIFIELD JR. 2023-24 GAME STATS

| Opponent | Date | GS | Min | FG | FGA | Pct | 3FG | 3A | Pct | FT | FTA | Pct | O | D | Tot | Avg | PF | FO | A | TO | Blk | Stl | Pts | Avg |
|-------------------|----------|----------|------------|-----------|-----------|-------------|-----------|-----------|-------------|-----------|-----------|-------------|----------|-----------|-----------|------------|-----------|----------|-----------|-----------|----------|----------|------------|------------|
| ALCORN | 11/06/23 | -- | -- | | | | | | | | | | | | | | | | | | | | | |
| GARDNER-WEBB | 11/10/23 | -- | -- | | | | | | | | | | | | | | | | | | | | | |
| OLD DOMINION | 11/13/23 | -- | -- | | | | | | | | | | | | | | | | | | | | | |
| UNC GREENSBORO | 11/17/23 | -- | -- | | | | | | | | | | | | | | | | | | | | | |
| vs Stanford | 11/22/23 | -- | -- | | | | | | | | | | | | | | | | | | | | | |
| vs Memphis | 11/23/23 | -- | -- | | | | | | | | | | | | | | | | | | | | | |
| vs North Carolina | 11/24/23 | -- | -- | | | | | | | | | | | | | | | | | | | | | |
| DUKE | 11/29/23 | -- | -- | | | | | | | | | | | | | | | | | | | | | |
| FURMAN | 12/04/23 | -- | -- | | | | | | | | | | | | | | | | | | | | | |
| vs Oklahoma | 12/09/23 | -- | -- | | | | | | | | | | | | | | | | | | | | | |
| vs Lipscomb | 12/16/23 | 19 | 1 | 3 | .333 | 0 | 1 | .000 | 0 | 0 | .000 | 1 | 2 | 3 | 3.0 | 3 | 0 | 2 | 0 | 0 | 0 | 0 | 2 | 2.0 |
| ABILENE CHRISTIAN | 12/21/23 | 28 | 4 | 8 | .500 | 0 | 3 | .000 | 3 | 4 | .750 | 1 | 5 | 6 | 4.5 | 1 | 0 | 2 | 4 | 0 | 0 | 0 | 11 | 6.5 |
| UNCW | 12/30/23 | * | 35 | 8 | 14 | .571 | 3 | 7 | .429 | 13 | 17 | .765 | 1 | 3 | 4 | 4.3 | 0 | 0 | 5 | 3 | 0 | 0 | 32 | 15.0 |
| AUBURN | 01/06/24 | * | 32 | 5 | 15 | .333 | 4 | 9 | .444 | 0 | 3 | .000 | 0 | 3 | 3 | 4.0 | 0 | 0 | 4 | 2 | 0 | 1 | 14 | 14.8 |
| at Georgia | 01/10/24 | * | 15 | 0 | 5 | .000 | 0 | 2 | .000 | 0 | 0 | .000 | 0 | 0 | 0 | 3.2 | 1 | 0 | 1 | 1 | 0 | 1 | 0 | 11.8 |
| at Florida | 01/13/24 | 3 | 0 | 1 | .000 | 0 | 0 | .000 | 0 | 0 | .000 | 0 | 0 | 0 | 2.7 | 0 | 0 | 0 | 0 | 0 | 0 | 0 | 0 | 9.8 |
| TEXAS A&M | 01/16/24 | 12 | 1 | 4 | .250 | 1 | 2 | .500 | 0 | 0 | .000 | 0 | 1 | 1 | 2.4 | 4 | 0 | 2 | 0 | 2 | 1 | 3 | 8.9 | |
| SOUTH CAROLINA | 01/20/24 | 2 | 1 | 2 | .500 | 0 | 1 | .000 | 0 | 0 | .000 | 0 | 0 | 0 | 2.1 | 0 | 0 | 0 | 0 | 0 | 0 | 2 | 8.0 | |
| at Ole Miss | 01/24/24 | * | 24 | 3 | 10 | .300 | 1 | 3 | .333 | 0 | 0 | .000 | 0 | 1 | 1 | 2.0 | 1 | 0 | 1 | 1 | 0 | 1 | 7 | 7.9 |
| KENTUCKY | 01/27/24 | DNP | | | | | | | | | | | | | | | | | | | | | | |
| at Missouri | 01/31/24 | 32 | 4 | 11 | .364 | 2 | 3 | .667 | 6 | 6 | 1.000 | 0 | 2 | 2 | 2.0 | 0 | 0 | 3 | 1 | 0 | 0 | 16 | 8.7 | |
| at LSU | 02/03/24 | 21 | 1 | 5 | .200 | 0 | 2 | .000 | 2 | 3 | .667 | 0 | 1 | 1 | 1.9 | 1 | 0 | 1 | 2 | 0 | 0 | 4 | 8.3 | |
| GEORGIA | 02/10/24 | 30 | 6 | 11 | .545 | 1 | 5 | .200 | 2 | 2 | 1.000 | 1 | 3 | 4 | 2.1 | 3 | 0 | 1 | 5 | 1 | 1 | 15 | 8.8 | |
| Totals | | 4 | 253 | 34 | 89 | .382 | 12 | 38 | .316 | 26 | 35 | .743 | 4 | 21 | 25 | 2.1 | 14 | 0 | 22 | 19 | 3 | 5 | 106 | 8.8 |

KEYON MENIFIELD CAREER STATISTICS

| Year | GP | GS | Min | Avg | FG | FGA | Pct | 3FG | 3FGA | Pct | FT | FTA | Pct | Off | Def | Tot | Avg | PF | FO | Ast | TO | Blk | Stl | Pts | Avg |
|----------------|-----------|-----------|-------------|-------------|------------|------------|-------------|-----------|------------|-------------|-----------|-----------|-------------|-----------|-----------|------------|------------|-----------|----------|------------|-----------|-----------|-----------|------------|------------|
| 2022-23 (WASH) | 32 | 21 | 918 | 28.7 | 121 | 295 | .410 | 35 | 106 | .330 | 44 | 63 | .698 | 23 | 69 | 92 | 2.9 | 40 | 0 | 99 | 53 | 7 | 36 | 321 | 10.0 |
| 2023-24 (ARK) | 12 | 4 | 253 | 21.1 | 34 | 89 | .382 | 12 | 38 | .316 | 26 | 35 | .743 | 4 | 21 | 25 | 2.1 | 14 | 0 | 22 | 19 | 3 | 5 | 106 | 8.8 |
| TOTAL | 44 | 25 | 1171 | 26.6 | 155 | 384 | .404 | 47 | 144 | .326 | 70 | 98 | .714 | 27 | 90 | 117 | 2.7 | 54 | 0 | 121 | 72 | 10 | 41 | 427 | 9.7 |

2 TREVON BRAZILE

F • 6-10 • 220 • R-So. (3) || Springfield, Mo. (Kickapoo HS / Missouri)

@trevonbrazile2
@thetrevonbrazile

FULL BIO/STATS

Pronounced: Trev-In "Brazil"

Including 2023-24, has THREE years of collegiate eligibility ... Major: Communications ... Born on Jan. 7, 2003, in Springfield, Mo. ... The son of Phillip Brazile and Melissa Baldwin ... Siblings: Phillip Brazile II; Brittany Brazile; Reece Winn; Tamia Brazile; Mariah Fuller; Prince Fuller

- 1 of 50 on the Jersey Mike's Naismith Player of the Year Trophy Preseason Watch List
- 1 of 20 on the Karl Malone Power Forward of the Year Preseason Watch List
- 2023-24 First Team Preseason All-SEC by media and coaches
- SEC PLAYER OF THE WEEK (Dec. 4) for his performance vs Duke.
- Only played nine games in 2022-23 before suffering a season-ending knee injury

| IN THE RANKINGS | No. | SEC |
|-----------------|------|---------------------------|
| Double-Doubles | 3 | 8th |
| Blocks/gm | 1.26 | 8th |
| Blocked Shots | 24 | 11th (Has missed 4.5 gms) |
| Rebounds/gm | 6.5 | 12th |

- Has made 57 baskets this year ... 40 of the 57 have come by either dunks (22) or 3-pointers (18).
- Has led the team in rebounding 10x

2023-24 HIGHLIGHTS

- **GWU:** Had 5 blocked shots, led the team in rebounds (7) and scored 10 points (4-of-4 FG, 1-of-1 3PT).
- **ODU:** Blocked four shots and scored 11 points – 10 in the second half as he hit 2-of-4 from deep
- **STANFORD:** Had a career-high 17 rebounds (career-high eight offensive) and recorded his third career double-double, adding a season-high 14 points ... Made a 3-pointer to start second OT ... Was 6-of-6 at the free throw line ... Played a career-high 45:52.
- **MEMPHIS:** For the second consecutive game, recorded a double-double with 13 points and 10 rebounds (seven offensive).
- **DUKE:** For the third time in four games, had a double-double with 19 points and 11 rebounds ... Was 6-of-9 FG, making a career-high four 3-pointers ... All 11 rebounds were on the defensive end ... Added two blocked shots ... Hit a key 3-pointer with 2:16 left to put the Hogs up 12 ... Was later named SEC Player of the Week.
- **UNCW:** Just missed a double-double with 12 points and eight rebounds.
- **AUBURN:** Had 11 points (with three dunks) and led the team with seven rebounds and three blocked shots.
- **TEXAS A&M:** Tied career highs in both free throws made (6) and attempts (8).
- **@ OLE MISS:** Only played the first half (12:04) but still tied for the team lead with four rebounds for the game.

CAREER DOUBLE-DOUBLES (5)

| SOPHOMORE (at ARK) | (2) |
|-------------------------------|-----------------|
| 11/07/22 • NORTH DAKOTA STATE | 21 pts 12 reb |
| 11/16/22 • SOUTH DAKOTA STATE | 13 pts 10 reb |
| R-SOPHOMORE (at ARK) | (3) |
| 11/22/23 • vs Stanford | # 14 pts 17 reb |
| 11/23/23 • vs Memphis | # 13 pts 10 reb |
| 11/29/23 • DUKE | 19 pts 11 reb |
| # - back-to-back games | |



BRAZILE'S PERSONAL BESTS

| | |
|-------------------------|---|
| POINTS | Season: 19 vs Duke (11/29/23) |
| Career: 23 | vs San Jose State (12/03/22) |
| SEC: 11 (2x) | LAST vs Auburn (01/06/24) |
| FG MADE | Season: 6 vs Duke (11/29/23) |
| Career: 8 | vs San Jose State (12/03/22) |
| SEC: 5 (x) | LAST vs Auburn (01/06/24) |
| FG ATTEMPTED | Season: 12 vs Stanford (11/22/23) |
| Career: 14 (2x) | LAST vs San Diego St (11/23/22) |
| SEC: 9 (2x) | LAST vs Auburn (01/06/24) |
| 3-POINT FG MADE | Season: 4 vs Duke (11/29/23) |
| Career: 4 | vs Duke (11/29/23) |
| SEC: 1 (8x) | LAST vs Auburn (01/06/24) |
| 3-PT FG ATTEMPTS | Season: 7 vs Duke (11/29/23) |
| Career: 8 | vs San Diego State (11/23/22) |
| SEC: 5 | vs Auburn (01/06/24) |
| FT MADE | Season: 6 (2x) LAST vs Texas A&M (01/16/24) |
| Career: 6 (3x) | LAST vs Texas A&M (01/16/24) |
| SEC: 6 | vs Texas A&M (01/16/24) |
| FT ATTEMPTED | Season: 8 vs Texas A&M (01/16/21) |
| SEC: 8 (2x) | LAST vs Texas A&M (01/16/24) |
| SEC: 8 | vs Texas A&M (01/16/24) |
| REBOUNDS | Season: 17 vs Stanford (11/22/23) |
| Career: 17 | vs Stanford (11/22/23) |
| SEC: 10 | vs Georgia (03/05/22) |
| ASSISTS | Season: 2 (2x) LAST vs Stanford (11/22/23) |
| Career: 3 | vs Alabama (01/08/22) |
| SEC: 3 | vs Alabama (01/08/22) |
| STEALS | Season: 2 (3x) LAST vs Oklahoma (12/09/23) |
| Career: 2 (8x) | LAST vs Oklahoma (12/09/23) |
| SEC: 2 | vs Texas A&M (01/15/22) |
| BLOCKED SHOTS | Season: 5 vs Gardner-Webb (11/10/23) |
| Career: 6 | vs Illinois (12/22/21) |
| SEC: 4 (2x) | vs Georgia (03/05/22) |
| MINUTES | Season: 45:52 vs Stanford (11/22/23) |
| Career: 45:52 | vs Stanford (11/22/23) |
| SEC: 34:20 | vs Texas A&M (01/16/24) |

TREVON BRAZILE 2023-24 GAME STATS

| Opponent | Date | GS | Min | FG | FGA | Pct | 3FG | 3A | Pct | FT | FTA | Pct | O | D | Tot | Avg | PF | FO | A | TO | Blk | Stl | Pts | Avg | |
|-------------------|----------|----|-----|-----|-----|-------|------|----|-------|------|-----|-------|------|----|-----|-----|-----|----|---|----|-----|-----|-----|------|-----|
| ALCORN | 11/06/23 | * | 22 | 4 | 5 | .800 | 1 | 2 | .500 | 4 | 4 | 1.000 | 1 | 5 | 6 | 6.0 | 0 | 0 | 0 | 1 | 0 | 1 | 13 | 13.0 | |
| GARDNER-WEBB | 11/10/23 | * | 23 | 4 | 4 | 1.000 | 1 | 1 | 1.000 | 1 | 2 | .500 | 1 | 6 | 7 | 6.5 | 4 | 0 | 0 | 3 | 5 | 0 | 10 | 11.5 | |
| OLD DOMINION | 11/13/23 | * | 30 | 3 | 7 | .429 | 2 | 4 | .500 | 3 | 6 | .500 | 2 | 2 | 4 | 5.7 | 3 | 0 | 2 | 2 | 4 | 1 | 11 | 11.3 | |
| UNC GREENSBORO | 11/17/23 | * | 29 | 3 | 6 | .500 | 1 | 4 | .250 | 2 | 2 | 1.000 | 2 | 7 | 9 | 6.5 | 3 | 0 | 0 | 2 | 2 | 1 | 9 | 10.8 | |
| vs Stanford | 11/22/23 | * | 45 | 3 | 12 | .250 | 2 | 5 | .400 | 6 | 6 | 1.000 | 8 | 9 | 17 | 8.6 | 2 | 0 | 2 | 2 | 0 | 2 | 14 | 11.4 | |
| vs Memphis | 11/23/23 | * | 39 | 5 | 10 | .500 | 1 | 3 | .333 | 2 | 2 | 1.000 | 7 | 3 | 10 | 8.8 | 4 | 0 | 1 | 3 | 0 | 2 | 13 | 11.7 | |
| vs North Carolina | 11/24/23 | * | 21 | 0 | 4 | .000 | 0 | 1 | .000 | 0 | 0 | .000 | 0 | 2 | 2 | 7.9 | 3 | 0 | 1 | 3 | 2 | 0 | 0 | 10.0 | |
| DUKE | 11/29/23 | * | 37 | 6 | 9 | .667 | 4 | 7 | .571 | 3 | 6 | .500 | 0 | 11 | 11 | 8.3 | 3 | 0 | 0 | 2 | 2 | 0 | 19 | 11.1 | |
| FURMAN | 12/04/23 | * | 27 | 5 | 8 | .625 | 2 | 3 | .667 | 1 | 1 | 1.000 | 0 | 4 | 4 | 7.8 | 0 | 0 | 0 | 0 | 2 | 0 | 13 | 11.3 | |
| vs Oklahoma | 12/09/23 | * | 15 | 0 | 2 | .000 | 0 | 1 | .000 | 0 | 0 | .000 | 0 | 1 | 1 | 7.1 | 3 | 0 | 1 | 1 | 0 | 2 | 0 | 10.2 | |
| vs Lipscomb | 12/16/23 | * | 24 | 3 | 7 | .429 | 0 | 1 | .000 | 0 | 1 | .000 | 2 | 4 | 6 | 7.0 | 0 | 0 | 1 | 2 | 1 | 0 | 6 | 9.8 | |
| ABILENE CHRISTIAN | 12/21/23 | * | 15 | 3 | 6 | .500 | 1 | 2 | .500 | 1 | 2 | .500 | 2 | 2 | 4 | 6.8 | 1 | 0 | 0 | 2 | 1 | 1 | 8 | 9.7 | |
| UNCW | 12/30/23 | * | 33 | 5 | 8 | .625 | 0 | 1 | .000 | 2 | 3 | .667 | 2 | 6 | 8 | 6.8 | 5 | 1 | 1 | 1 | 0 | 0 | 12 | 9.8 | |
| AUBURN | 01/06/24 | * | 33 | 5 | 9 | .556 | 1 | 5 | .200 | 0 | 0 | .000 | 1 | 6 | 7 | 6.9 | 1 | 0 | 0 | 1 | 3 | 0 | 11 | 9.9 | |
| at Georgia | 01/10/24 | * | 33 | 3 | 7 | .429 | 1 | 4 | .250 | 2 | 4 | .500 | 3 | 3 | 6 | 6.8 | 3 | 0 | 0 | 3 | 0 | 0 | 9 | 9.9 | |
| at Florida | 01/13/24 | * | 26 | 3 | 10 | .300 | 1 | 4 | .250 | 0 | 0 | .000 | 1 | 6 | 7 | 6.8 | 1 | 0 | 1 | 3 | 0 | 2 | 7 | 9.7 | |
| TEXAS A&M | 01/16/24 | * | 34 | 1 | 5 | .200 | 0 | 2 | .000 | 6 | 8 | .750 | 0 | 5 | 5 | 6.7 | 2 | 0 | 0 | 1 | 1 | 0 | 8 | 9.6 | |
| SOUTH CAROLINA | 01/20/24 | * | 25 | 1 | 3 | .333 | 0 | 1 | .000 | 1 | 2 | .500 | 0 | 6 | 6 | 6.7 | 1 | 0 | 0 | 0 | 1 | 1 | 3 | 9.2 | |
| at Ole Miss | 01/24/24 | | 12 | 0 | 1 | .000 | 0 | 1 | .000 | 3 | 4 | .750 | 1 | 3 | 4 | 6.5 | 0 | 0 | 0 | 3 | 0 | 1 | 3 | 8.9 | |
| KENTUCKY | 01/27/24 | | DNP | | | | | | | | | | | | | | | | | | | | | | |
| at Missouri | 01/31/24 | | DNP | | | | | | | | | | | | | | | | | | | | | | |
| at LSU | 02/03/24 | | DNP | | | | | | | | | | | | | | | | | | | | | | |
| GEORGIA | 02/10/24 | | DNP | | | | | | | | | | | | | | | | | | | | | | |
| Totals | | | 18 | 523 | 57 | 123 | .463 | 18 | 52 | .346 | 37 | 53 | .698 | 33 | 91 | 124 | 6.5 | 39 | 1 | 10 | 35 | 24 | 14 | 169 | 8.9 |

TREVON BRAZILE CAREER STATISTICS

| Year | GP | GS | Min | Avg | FG | FGA | Pct | 3FG | 3FGA | Pct | FT | FTA | Pct | Off | Def | Tot | Avg | PF | FO | Ast | TO | Blk | Stl | Pts | Avg |
|------------------|-----|----|------|------|-----|-----|------|-----|------|------|----|-----|------|-----|-----|-----|-----|----|----|-----|----|-----|-----|-----|------|
| 2021-22 (MIZZOU) | 24 | 22 | 507 | 21.1 | 57 | 105 | .543 | 10 | 31 | .323 | 27 | 46 | .587 | 28 | 92 | 120 | 5.0 | 30 | 0 | 18 | 27 | 46 | 10 | 151 | 6.3 |
| 2022-23 (ARK) | * 9 | 0 | 243 | 27.0 | 37 | 77 | .481 | 11 | 29 | .379 | 21 | 31 | .677 | 9 | 45 | 54 | 6.0 | 23 | 1 | 9 | 20 | 11 | 9 | 106 | 11.8 |
| 2023-24 (ARK) | 19 | 18 | 523 | 27.5 | 57 | 123 | .463 | 18 | 52 | .346 | 37 | 53 | .698 | 33 | 91 | 124 | 6.5 | 39 | 1 | 10 | 35 | 24 | 14 | 169 | 8.9 |
| TOTAL | 52 | 40 | 1273 | 24.5 | 151 | 305 | .495 | 39 | 112 | .348 | 85 | 130 | .654 | 70 | 228 | 298 | 5.7 | 92 | 2 | 37 | 82 | 81 | 24 | 426 | 8.2 |

* - Received a medical redshirt

3 EL ELLIS



FULL BIO/STATS

G • 6-3 • 180 • Grad. Sr. (1) • Durham, N.C. (Quality Education Acad. / Louisville)

The 2023-24 season is his final year of eligibility ... Graduated from Louisville (Spring '23) - Sport Management ... Pursuing a second undergraduate degree from Arkansas in Arts & Sciences ... Born on Dec. 18, 1999, in Durham, N.C. • Son of Elbert Ellis, Jr. and Tasha McArthur ... Dad (Elbert) was a six-time All-American track athlete at Pitt. Brothers: Deon McArthur, Mannie Ellis & Jeremiah Ellis

- Scored 843 points in two seasons at Louisville, including 565 last season ... Played two seasons at Tallahassee CC, two at Louisville.
- 2022-23 All-ACC Honorable Mention ... 2021-22 Runner-up for Sixth Man of the Year.
- Two-time JuCo All-American
- On the Department's Honor Roll (3.0-3.49 GPA) for Fall 2023.

CAREER DOUBLE-DOUBLES (1)

SENIOR (at UofL) (1)
12/14/22 • WESTERN KENTUCKY 30 pts 10 ast



2023-24 HIGHLIGHTS

- GWU:** Grabbed a **career-high six rebounds** and scored 13 points.
- ODU:** Led Arkansas with 17 points, scoring 15 in the second half on 6-of-8 shooting ... Finished with **eight assists** and **ZERO** turnovers.
- UNCG:** Scored 19 points, all in the second half, going 7-of-8 at the line.
- MEMPHIS:** Led the team with three assists
- DUKE:** Led the team with six assists and had zero turnovers ... Played all 20 minutes of the second half and scored all nine of his points in the period with four of his assists.
- TEXAS A&M:** Returned to the starting lineup and scored 15 points while **tying his career high with six rebounds**, which also tied for the team lead) ... Scored 8 of his 15 over a 4-minute span (11:19 to 7:25) then, at 6:03, assisted on a Devo Davis 3-pointer for a 10-point lead.
- GEORGIA:** Tied for the **team lead in points (15), rebounds (5), assists (3) and steals (3)** ... Played a season-high 37:24 ... His assists were a SEC-high and, after entering the game with four steals for the season, had a **season-high three steals** versus the Bulldogs ... Scored 10 of his 15 in the second half, going 4-of-6 from the field and 2-of-4 from 3-point while collecting all three of his steals ... After going down one, drained a 3-pointer with 1:42 left to put the Hogs back on top.

ELLIS' PERSONAL BESTS

| | |
|---------------------------|---|
| POINTS | Season: 19 vs UNC Greensboro (11/17/23) |
| Career: 33 | at Miami (FL) (02/11/23) |
| SEC: 15 (2x) | LAST vs Georgia (02/10/24) |
| FG MADE | Season: 7 vs Old Dominion (11/13/23) |
| Career: 12 (2x) | LAST at Miami (FL) (02/11/23) |
| SEC: 6 | vs Georgia (02/10/24) |
| FG ATTEMPTED | Season: 11 (4x) LAST vs Georgia (02/10/24) |
| Career: 20 (2x) | LAST at Miami (FL) (02/11/23) |
| SEC: 11 (2x) | LAST vs Georgia (02/10/24) |
| 3-POINT FG MADE | Season: 3 vs Georgia (02/10/24) |
| Career: 5 | vs North Carolina (02/01/22) |
| SEC: 3 | vs Georgia (02/10/24) |
| 3-PT FG ATTEMPTS | Season: 6 vs Georgia (02/10/24) |
| Career: 11 (3x) | LAST vs Appa State (11/15/22) |
| SEC: 6 | vs Georgia (02/10/24) |
| FT MADE | Season: 8 vs Texas A&M (01/16/24) |
| Career: 10 | at NC State (12/22/22) |
| SEC: 8 | vs Texas A&M (01/16/24) |
| FT ATTEMPTED | Season: 8 (2x) LAST vs Texas A&M (01/16/24) |
| Career: 11 (2x) | LAST at NC State (12/22/22) |
| SEC: 8 | vs Texas A&M (01/16/24) |
| REBOUNDS | Season: 6 (2x) LAST vs Texas A&M (01/16/24) |
| Career: 6 (4x) | LAST vs Texas A&M (01/16/24) |
| SEC: 6 | vs Texas A&M (01/16/24) |
| ASSISTS | Season: 8 vs Old Dominion (11/13/23) |
| Career: 10 | vs Western Kentucky (12/14/22) |
| SEC: 3 | vs Georgia (02/10/24) |
| STEALS | Season: 3 vs Georgia (02/10/24) |
| Career: 4 | at Kentucky (12/31/22) |
| SEC: 3 | vs Georgia (02/10/24) |
| BLOCKED SHOTS | Season: 1 (3x) LAST vs Kentucky (01/27/24) |
| Career: 1 (5x) | LAST vs Kentucky (01/27/24) |
| SEC: 1 | vs Kentucky (01/27/24) |
| MINUTES | Season: 37:24 vs Georgia (02/10/24) |
| Career: 40:00 (4x) | LAST at Clemson (01/11/23) |
| SEC: 37:24 | vs Georgia (02/10/24) |

| EL ELLIS 2023-24 GAME STATS | | | | | | | | | | | | | | | | | | | | | | | | | |
|-----------------------------|----------|----|-----------|------------|-----------|------------|-------------|-----------|-----------|-------------|-----------|-----------|-------------|----------|-----------|-----------|------------|-----------|----------|-----------|-----------|----------|----------|------------|------------|
| Opponent | Date | GS | Min | FG | FGA | Pct | 3FG | 3A | Pct | FT | FTA | Pct | O | D | Tot | Avg | PF | FO | A | TO | Blk | Stl | Pts | Avg | |
| ALCORN | 11/06/23 | * | 24 | 3 | 6 | .500 | 1 | 4 | .250 | 1 | 2 | .500 | 0 | 0 | 0 | 0.0 | 2 | 0 | 4 | 3 | 0 | 1 | 8 | 8.0 | |
| GARDNER-WEBB | 11/10/23 | * | 33 | 5 | 11 | .455 | 1 | 3 | .333 | 2 | 2 | 1.000 | 0 | 6 | 6 | 3.0 | 2 | 0 | 3 | 1 | 0 | 1 | 13 | 10.5 | |
| OLD DOMINION | 11/13/23 | * | 34 | 7 | 11 | .636 | 1 | 2 | .500 | 2 | 4 | .500 | 0 | 3 | 3 | 3.0 | 0 | 0 | 8 | 0 | 0 | 0 | 17 | 12.7 | |
| UNC GREENSBORO | 11/17/23 | * | 30 | 5 | 10 | .500 | 2 | 5 | .400 | 7 | 8 | .875 | 2 | 2 | 4 | 3.3 | 4 | 0 | 0 | 4 | 0 | 0 | 19 | 14.3 | |
| vs Stanford | 11/22/23 | | 6 | 0 | 4 | .000 | 0 | 1 | .000 | 0 | 0 | .000 | 0 | 0 | 0 | 2.6 | 1 | 0 | 0 | 1 | 0 | 0 | 0 | 11.4 | |
| vs Memphis | 11/23/23 | | 13 | 0 | 3 | .000 | 0 | 2 | .000 | 0 | 0 | .000 | 0 | 1 | 1 | 2.3 | 0 | 0 | 3 | 2 | 0 | 0 | 0 | 9.5 | |
| vs North Carolina | 11/24/23 | | 17 | 0 | 3 | .000 | 0 | 1 | .000 | 0 | 0 | .000 | 0 | 2 | 2 | 2.3 | 0 | 0 | 0 | 0 | 1 | 0 | 0 | 8.1 | |
| DUKE | 11/29/23 | * | 31 | 3 | 9 | .333 | 0 | 2 | .000 | 3 | 4 | .750 | 0 | 3 | 3 | 2.4 | 1 | 0 | 6 | 0 | 1 | 0 | 9 | 8.3 | |
| FURMAN | 12/04/23 | * | 11 | 1 | 4 | .250 | 0 | 1 | .000 | 1 | 2 | .500 | 1 | 2 | 3 | 2.4 | 0 | 0 | 2 | 2 | 0 | 1 | 3 | 7.7 | |
| vs Oklahoma | 12/09/23 | * | 8 | 1 | 4 | .250 | 1 | 2 | .500 | 2 | 2 | 1.000 | 0 | 0 | 0 | 2.2 | 0 | 0 | 0 | 2 | 0 | 0 | 5 | 7.4 | |
| vs Lipscomb | 12/16/23 | | 1 | 0 | 0 | .000 | 0 | 0 | .000 | 0 | 0 | .000 | 0 | 0 | 0 | 2.0 | 0 | 0 | 0 | 0 | 0 | 0 | 0 | 6.7 | |
| ABILENE CHRISTIAN | 12/21/23 | * | 4 | 0 | 1 | .000 | 0 | 0 | .000 | 0 | 0 | .000 | 0 | 0 | 0 | 1.8 | 0 | 0 | 0 | 1 | 0 | 0 | 0 | 6.2 | |
| UNCW | 12/30/23 | | 10 | 1 | 3 | .333 | 0 | 1 | .000 | 2 | 2 | 1.000 | 0 | 2 | 2 | 1.8 | 1 | 0 | 0 | 0 | 0 | 0 | 4 | 6.0 | |
| AUBURN | 01/06/24 | | 7 | 0 | 2 | .000 | 0 | 1 | .000 | 0 | 0 | .000 | 0 | 1 | 1 | 1.8 | 0 | 0 | 0 | 1 | 0 | 0 | 0 | 5.6 | |
| at Georgia | 01/10/24 | | 1 | 0 | 0 | .000 | 0 | 0 | .000 | 0 | 0 | .000 | 0 | 0 | 0 | 1.7 | 0 | 0 | 0 | 0 | 0 | 0 | 0 | 5.2 | |
| at Florida | 01/13/24 | | 3 | 0 | 1 | .000 | 0 | 0 | .000 | 0 | 0 | .000 | 0 | 0 | 0 | 1.6 | 1 | 0 | 0 | 0 | 0 | 0 | 0 | 4.9 | |
| TEXAS A&M | 01/16/24 | * | 32 | 3 | 11 | .273 | 1 | 3 | .333 | 8 | 8 | 1.000 | 0 | 6 | 6 | 1.8 | 1 | 0 | 2 | 3 | 0 | 0 | 15 | 5.5 | |
| SOUTH CAROLINA | 01/20/24 | * | 24 | 3 | 9 | .333 | 1 | 2 | .500 | 2 | 2 | 1.000 | 1 | 1 | 2 | 1.8 | 2 | 0 | 2 | 1 | 0 | 0 | 9 | 5.7 | |
| at Ole Miss | 01/24/24 | | 24 | 1 | 4 | .250 | 0 | 2 | .000 | 0 | 0 | .000 | 1 | 2 | 3 | 1.9 | 0 | 0 | 1 | 2 | 0 | 0 | 2 | 5.5 | |
| KENTUCKY | 01/27/24 | * | 32 | 3 | 10 | .300 | 1 | 2 | .500 | 0 | 0 | .000 | 0 | 3 | 3 | 2.0 | 1 | 0 | 1 | 5 | 1 | 0 | 7 | 5.6 | |
| at Missouri | 01/31/24 | | DNP | | | | | | | | | | | | | | | | | | | | | | |
| at LSU | 02/03/24 | | DNP | | | | | | | | | | | | | | | | | | | | | | |
| GEORGIA | 02/10/24 | * | 37 | 6 | 11 | .545 | 3 | 6 | .500 | 0 | 0 | .000 | 0 | 5 | 5 | 2.1 | 1 | 0 | 3 | 1 | 0 | 3 | 15 | 6.0 | |
| Totals | | | 12 | 382 | 42 | 117 | .359 | 12 | 40 | .300 | 30 | 36 | .833 | 5 | 39 | 44 | 2.1 | 17 | 0 | 35 | 29 | 3 | 7 | 126 | 6.0 |

EL ELLIS CAREER NCAA DIVISION I STATISTICS

| Year | GP | GS | Min | Avg | FG | FGA | Pct | 3FG | 3FGA | Pct | FT | FTA | Pct | Off | Def | Tot | Avg | PF | FO | Ast | TO | Blk | Stl | Pts | Avg |
|----------------|-----------|-----------|-------------|-------------|------------|------------|-------------|------------|------------|-------------|------------|------------|-------------|-----------|------------|------------|------------|------------|----------|------------|------------|----------|-----------|------------|-------------|
| 2021-22 (UofL) | 32 | 9 | 656 | 20.5 | 96 | 242 | .397 | 41 | 114 | .360 | 45 | 65 | .692 | 6 | 55 | 61 | 1.9 | 47 | 0 | 51 | 45 | 0 | 12 | 278 | 8.7 |
| 2022-23 (UofL) | 32 | 32 | 1150 | 35.9 | 189 | 461 | .410 | 59 | 185 | .319 | 128 | 158 | .810 | 10 | 74 | 84 | 2.6 | 52 | 0 | 140 | 120 | 2 | 31 | 565 | 17.7 |
| 2023-24 (ARK) | 21 | 12 | 382 | 18.2 | 42 | 117 | .359 | 12 | 40 | .300 | 30 | 36 | .833 | 5 | 39 | 44 | 2.1 | 17 | 0 | 35 | 29 | 3 | 7 | 126 | 6.0 |
| TOTAL | 85 | 53 | 2188 | 25.7 | 327 | 820 | .399 | 112 | 339 | .330 | 203 | 259 | .784 | 21 | 168 | 189 | 2.2 | 116 | 0 | 226 | 194 | 5 | 50 | 969 | 11.4 |

4 DAVONTE "DEVO" DAVIS

@MrDevoBuckets
@devofor3

FULL BIO/STATS

6 • 6-4 • 185 • Sr. (2) || Jacksonville, Ark. (Jacksonville, HS)

Including 2023-24, has TWO years of collegiate eligibility ... Major: Recreation & Sport Management ... Born on Sept. 24, 2001, in Jacksonville, Ark. ... The son Terrie Davis and grandson of Yvette Davis

• 2023-24 Preseason 2nd Team All-SEC by media and coaches
• 2023 SEC All-Defensive Team selection ... 3x SEC Academic Honor Roll ... Department's Honor Roll (3.0-3.49 GPA)

• THE ONLY RAZORBACK PLAY IN ARKANSAS' BACK-TO-BACK-TO-BACK SWEET 16 RUNS.

• Just the ninth Razorback to reach 900+ points, 400+ rebounds, 200+ assists & 100+ steals in his Arkansas career

• Is 4 assists shy of a rare Razorback career triple - 1,000 pts, 500 rebs - 300 assists - that has only been accomplished by one other Hog - Todd Day.

| | | | |
|-------|-----------|----------|-------------------------------|
| Davis | 1,065 pts | 505 rebs | 296 assists (needs 4 assists) |
| Day | 2,395 pts | 673 rebs | 319 assists |

• His first 81 career games:
29-of-126 (.230) 2+ 3's made in a Gm: 10x

• His last 40 games:
52-of-144 (.361) 2+ 3's made in a Gm: 14x


• Played his first 133 minutes this season (4+ gms) with ZERO turnovers ... only has 21 THIS YEAR ... 9 of his 21 came in 2 gms - Stanford (5) and Lipscomb (4).

2023-24 HIGHLIGHTS

- **ODU**: Scored a season-high 16 points
- **UNCG**: Had a season-high six rebounds with a team best three assists.
- **STANFORD**: Played a career-high 45:14 ... Hit two free throws with six seconds left to force the first overtime ... Had a steal late in the first overtime, was fouled and gave Arkansas a 3-point lead with four seconds left ... Led the team with three assists and added six rebounds.
- **MEMPHIS**: Eclipsed the 1,000-point plateau with a 3-pointer with 1.9 seconds left on the game ... Became the 46th Razorback to reach the milestone ... Finished with 15 points, going 3-of-7 from 3-point range.
- **FURMAN**: Had a "typical" Devo Davis game ... Was a team-best +15 ... Threatened a triple-double with 7 points, 8 assists (tying career high) and 10 rebounds (tying career high) with ZERO TURNOVERS in 37:37 minutes played.
- **LIPSCOMB**: Only scored four points, but hit a key jumper in the lane with 26 seconds left to provide what proved to be the final score (69-66).
- **ACU**: Only scored four points (4-of-4 FT) but Coach Muss bragged on his defense, especially when forced to play the "4" and guard the post ... Played all 20 minutes of the second half.
- **UNCW**: Stuffed the stat sheet with 14 points (making 3-of-5 3-pointers) with team highs in assists (6) and steals (3) while adding six rebounds ... 1 of 2 Hogs in double-digits in plus/minus with a team-best +21 in the 16-point win ... Down 4 in the first half, Davis made 3-straight 3's over two minutes ... The last gave Arkansas a 1-point lead and the Hogs never trailed the rest of the game.
- **TEXAS A&M**: Led the team with a +10, scoring 7 points while tying for the team lead with six rebounds ... Did not commit a turnover in 32:37 played.
- **SOUTH CAROLINA**: Grabbed his 500th career rebound early in the second half.
- **GEORGIA**: Played 34:34 off the bench and tied for the team lead with a +8 ... Tied for the team lead with three assists ... Added four rebounds and two steals.

DOUBLE-DOUBLES (2)

| JUNIOR | (2) |
|---------------------------|---------------|
| 12/06/22 • UNC GREENSBORO | 10 pts 10 reb |
| 01/11/23 • ALABAMA | 16 pts 10 reb |



DAVIS' PERSONAL BESTS

| POINTS | |
|------------|----------------------------|
| Season: 16 | vs Old Dominion (11/13/23) |
| Career: 26 | vs Oklahoma (12/11/21) |
| SEC: 20 | vs Georgia (01/09/21) |

| FG MADE | |
|----------------|----------------------------|
| Season: 6 | vs Old Dominion (11/13/23) |
| Career: 9 (3x) | LAST vs Kansas (03/18/23) |
| SEC: 9 | vs Georgia (01/09/21) |

| FG ATTEMPTED | |
|-----------------|----------------------------|
| Season: 14 (2x) | LAST vs Memphis (11/23/23) |
| Career: 21 | vs Oklahoma (12/11/21) |
| SEC: 18 | at LSU (12/28/22) |

| 3-POINT FG MADE | |
|-----------------|-----------------------------------|
| Season: 3 (2x) | LAST vs UNC Wilmington (12/30/23) |
| Career: 4 (4x) | LAST at Texas A&M (02/15/23) |
| SEC: 4 (3x) | LAST at Texas A&M (02/15/23) |

| 3-PT FG ATTEMPTS | |
|------------------|------------------------------|
| Season: 7 | vs Memphis (11/23/23) |
| Career: 10 (2x) | LAST at Texas A&M (02/15/23) |
| SEC: 10 (2x) | LAST at Texas A&M (02/15/23) |

| FT MADE | |
|----------------|-----------------------------|
| Season: 3 (2x) | LAST vs Stanford (11/22/23) |
| Career: 9 | at Texas A&M (01/08/22) |
| SEC: 9 | at Texas A&M (01/08/22) |

| FT ATTEMPTED | |
|----------------|-----------------------------|
| Season: 6 (2x) | LAST vs Stanford (11/22/23) |
| Career: 10 | at Texas A&M (01/08/22) |
| SEC: 10 | at Texas A&M (01/08/22) |

| REBOUNDS | |
|-----------------|---------------------------|
| Season: 10 | vs Furman (12/80/23) |
| Career: 10 (4x) | LAST vs Furman (12/04/23) |
| SEC: 10 | vs Alabama (01/11/23) |

| ASSISTS | |
|----------------|-----------------------------|
| Season: 8 | vs Furman (12/04/23) |
| Career: 8 (2x) | LAST vs Furman (12/04/23) |
| SEC: 7 (2x) | LAST at Kentucky (02/07/23) |

| STEALS | |
|----------------|------------------------------|
| Season: 3 | vs UNC Wilmington (12/30/23) |
| Career: 5 (2x) | LAST vs Bradley (12/17/22) |
| SEC: 5 | vs Auburn (02/08/22) |

| BLOCKED SHOTS | |
|---------------|----------------------------|
| Season: -- | |
| Career: 2 | vs Colgate (03/19/21) |
| SEC: 1 (4x) | LAST vs Alabama (01/11/23) |

| MINUTES | |
|-----------------|--------------------------------|
| Season: 45:14 | vs Stanford (11/22/23) |
| Career: 45:14 | vs Stanford (11/22/23) |
| SEC: 40:00 (2x) | LAST at S. Carolina (02/04/23) |

DAVONTE DAVIS 2023-24 GAME STATS

| Opponent | Date | GS | Min | FG | FGA | Pct | 3FG | 3A | Pct | FT | FTA | Pct | O | D | Tot | Avg | PF | FO | A | TO | Blk | Stl | Pts | Avg |
|-------------------|----------|----|-----|----|-----|-------|-----|----|-------|----|-----|-------|----|----|-----|-----|----|----|----|----|-----|-----|-----|------|
| ALCORN | 11/06/23 | * | 24 | 2 | 5 | .400 | 1 | 3 | .333 | 0 | 0 | .000 | 2 | 3 | 5 | 5.0 | 3 | 0 | 5 | 0 | 0 | 1 | 5 | 5.0 |
| GARDNER-WEBB | 11/10/23 | * | 22 | 2 | 8 | .250 | 0 | 4 | .000 | 0 | 0 | .000 | 0 | 5 | 5 | 5.0 | 2 | 0 | 2 | 0 | 0 | 1 | 4 | 4.5 |
| OLD DOMINION | 11/13/23 | * | 37 | 6 | 11 | .545 | 1 | 4 | .250 | 3 | 6 | .500 | 2 | 3 | 5 | 5.0 | 0 | 0 | 2 | 0 | 0 | 1 | 16 | 8.3 |
| UNC GREENSBORO | 11/17/23 | * | 40 | 4 | 11 | .364 | 0 | 4 | .000 | 2 | 2 | 1.000 | 2 | 4 | 6 | 5.3 | 1 | 0 | 3 | 0 | 0 | 0 | 10 | 8.8 |
| vs Stanford | 11/22/23 | * | 45 | 3 | 14 | .214 | 1 | 4 | .250 | 3 | 6 | .500 | 0 | 6 | 6 | 5.4 | 4 | 0 | 3 | 5 | 0 | 1 | 10 | 9.0 |
| vs Memphis | 11/23/23 | * | 38 | 5 | 14 | .357 | 3 | 7 | .429 | 2 | 2 | 1.000 | 0 | 3 | 3 | 5.0 | 3 | 0 | 1 | 3 | 0 | 0 | 15 | 10.0 |
| vs North Carolina | 11/24/23 | * | 23 | 0 | 0 | .000 | 0 | 0 | .000 | 0 | 0 | .000 | 0 | 1 | 1 | 4.4 | 3 | 0 | 0 | 1 | 0 | 0 | 0 | 8.6 |
| DUKE | 11/29/23 | * | 22 | 1 | 3 | .333 | 0 | 1 | .000 | 1 | 2 | .500 | 1 | 2 | 3 | 4.3 | 0 | 0 | 2 | 2 | 0 | 1 | 3 | 7.9 |
| FURMAN | 12/04/23 | * | 38 | 2 | 5 | .400 | 1 | 2 | .500 | 2 | 2 | 1.000 | 1 | 9 | 10 | 4.9 | 4 | 0 | 8 | 0 | 0 | 0 | 7 | 7.8 |
| vs Oklahoma | 12/09/23 | * | 23 | 2 | 6 | .333 | 0 | 1 | .000 | 0 | 0 | .000 | 3 | 1 | 4 | 4.8 | 3 | 0 | 0 | 0 | 0 | 1 | 4 | 7.4 |
| vs Lipscomb | 12/16/23 | * | 24 | 2 | 2 | 1.000 | 0 | 0 | .000 | 0 | 0 | .000 | 0 | 3 | 3 | 4.6 | 2 | 0 | 3 | 4 | 0 | 0 | 4 | 7.1 |
| ABILENE CHRISTIAN | 12/21/23 | * | 36 | 0 | 4 | .000 | 0 | 0 | .000 | 4 | 4 | 1.000 | 0 | 3 | 3 | 4.5 | 4 | 0 | 2 | 0 | 0 | 0 | 4 | 6.8 |
| UNCW | 12/30/23 | * | 36 | 5 | 7 | .714 | 3 | 5 | .600 | 1 | 2 | .500 | 3 | 3 | 6 | 4.6 | 4 | 0 | 6 | 1 | 0 | 3 | 14 | 7.4 |
| AUBURN | 01/06/24 | | 25 | 0 | 4 | .000 | 0 | 2 | .000 | 2 | 2 | 1.000 | 0 | 1 | 1 | 4.4 | 3 | 0 | 1 | 2 | 0 | 0 | 2 | 7.0 |
| at Georgia | 01/10/24 | * | 32 | 3 | 6 | .500 | 0 | 2 | .000 | 1 | 1 | 1.000 | 1 | 5 | 6 | 4.5 | 4 | 0 | 0 | 1 | 0 | 0 | 7 | 7.0 |
| at Florida | 01/13/24 | * | 12 | 0 | 1 | .000 | 0 | 0 | .000 | 0 | 0 | .000 | 0 | 0 | 0 | 4.2 | 2 | 0 | 0 | 0 | 0 | 0 | 0 | 6.6 |
| TEXAS A&M | 01/16/24 | * | 33 | 3 | 6 | .500 | 1 | 3 | .333 | 0 | 0 | .000 | 1 | 5 | 6 | 4.3 | 4 | 0 | 1 | 0 | 0 | 0 | 7 | 6.6 |
| SOUTH CAROLINA | 01/20/24 | * | 34 | 3 | 13 | .231 | 0 | 4 | .000 | 2 | 2 | 1.000 | 0 | 3 | 3 | 4.2 | 1 | 0 | 1 | 0 | 0 | 1 | 8 | 6.7 |
| at Ole Miss | 01/24/24 | * | 7 | 0 | 1 | .000 | 0 | 0 | .000 | 0 | 0 | .000 | 0 | 0 | 0 | 4.0 | 0 | 0 | 1 | 0 | 0 | 0 | 0 | 6.3 |
| KENTUCKY | 01/27/24 | -- | -- | -- | -- | -- | -- | -- | -- | -- | -- | -- | -- | -- | -- | -- | -- | -- | -- | -- | -- | -- | -- | -- |
| at Missouri | 01/31/24 | -- | -- | -- | -- | -- | -- | -- | -- | -- | -- | -- | -- | -- | -- | -- | -- | -- | -- | -- | -- | -- | -- | -- |
| at LSU | 02/03/24 | -- | -- | -- | -- | -- | -- | -- | -- | -- | -- | -- | -- | -- | -- | -- | -- | -- | -- | -- | -- | -- | -- | -- |
| GEORGIA | 02/10/24 | | 35 | 1 | 1 | 1.000 | 1 | 1 | 1.000 | 1 | 2 | .500 | 1 | 3 | 4 | 4.0 | 2 | 0 | 3 | 1 | 0 | 2 | 4 | 6.2 |
| Totals | | 18 | 586 | 44 | 122 | .361 | 12 | 47 | .255 | 24 | 33 | .727 | 17 | 63 | 80 | 4.0 | 49 | 0 | 43 | 21 | 0 | 12 | 124 | 6.2 |

DAVONTE DAVIS CAREER STATISTICS

| Year | GP | GS | Min | Avg | FG | FGA | Pct | 3FG | 3FGA | Pct | FT | FTA | Pct | Off | Def | Tot | Avg | PF | FO | Ast | TO | Blk | Stl | Pts | Avg |
|---------|-----|----|------|------|-----|-----|------|-----|------|------|-----|-----|------|-----|-----|-----|-----|-----|----|-----|-----|-----|-----|------|------|
| 2020-21 | 30 | 17 | 716 | 23.9 | 109 | 229 | .476 | 2 | 13 | .154 | 34 | 45 | .756 | 36 | 98 | 134 | 4.5 | 70 | 0 | 64 | 48 | 5 | 35 | 254 | 8.5 |
| 2021-22 | 37 | 14 | 1021 | 27.6 | 114 | 266 | .429 | 20 | 74 | .270 | 58 | 82 | .707 | 42 | 96 | 138 | 3.7 | 95 | 1 | 102 | 67 | 0 | 35 | 306 | 8.3 |
| 2022-23 | 35 | 31 | 1157 | 33.1 | 144 | 347 | .415 | 47 | 136 | .346 | 46 | 64 | .719 | 24 | 129 | 153 | 4.4 | 91 | 4 | 87 | 72 | 4 | 48 | 381 | 10.9 |
| 2023-24 | 20 | 18 | 586 | 29.3 | 44 | 122 | .361 | 12 | 47 | .255 | 24 | 33 | .727 | 17 | 63 | 80 | 4.0 | 49 | 0 | 43 | 21 | 0 | 12 | 124 | 6.2 |
| TOTAL | 122 | 80 | 3480 | 28.5 | 411 | 964 | .426 | 81 | 270 | .300 | 162 | 224 | .723 | 119 | 386 | 505 | 4.1 | 305 | 5 | 296 | 208 | 9 | 130 | 1065 | 8.7 |

5 JOSEPH PINION

G • 6-5 • 195 • So. (3) || Morrilton, Ark. (Morrilton HS)

@josephpinion2
@josephpinion1

FULL BIO/STATS

Including 2023-24, has THREE years of collegiate eligibility ... Major: Arts & Sciences ... Born on Nov. 17, 2003, in Morrilton, Ark. ... The son of Craig and Gail Pinion

- Made the Department's Honor Roll (3.0-3.49 GPA) for Fall 2022 and Fall 2023.
- Set two Razorback records last season:
 - ^ Most Free Throw Attempts in a Season without a miss (7-of-7)
 - ^ Most Minutes Played in a season without a turnover (148).
- Made his first 11 career free throw attempts (7-of-7 last year and his first four this year) before missing his first attempt vs Gardner-Webb

2023-24 HIGHLIGHTS

- **ALCORN:** Had a **career-high two steals**
- **OKLAHOMA:** Had a productive five minutes with four points, a rebound, a steal and was +8.
- **LIPSCOMB:** Earned his first career start.
- **@ FLORIDA:** Played a then season-high 21:30 and was praised for his effort in the loss Scored a **season-high 12 points**, making two 3-pointers and a **career-high tying 4-of-4 at the line** Added an assist, a steal and a blocked shot
- **@ OLE MISS:** Played a season-high 21:44 and scored in double digits for the second time for the season with 10 points (making two 3's) ... Had a **career-high three blocked shots** and had an SEC-high two assists.



PINION'S PERSONAL BESTS

| POINTS | |
|------------------|--|
| Season: | 12 at Florida (01/13/24) |
| Career: | 13 (2x) LAST vs Ole Miss (01/21/23) |
| SEC: | 13 (2x) vs Ole Miss (01/21/23) |
| FG MADE | |
| Season: | 3 (2x) LAST at Ole Miss (01/24/24) |
| Career: | 5 vs Ole Miss (01/21/23) |
| SEC: | 5 vs Ole Miss (01/21/23) |
| FG ATTEMPTED | |
| Season: | 7 at Florida (01/13/24) |
| Career: | 10 vs Ole Miss (01/21/23) |
| SEC: | 10 vs Ole Miss (01/21/23) |
| 3-POINT FG MADE | |
| Season: | 2 (2x) LAST at Ole Miss (01/24/24) |
| Career: | 3 (2x) LAST vs Ole Miss (01/21/23) |
| SEC: | 3 (2x) LAST vs Ole Miss (01/21/23) |
| 3-PT FG ATTEMPTS | |
| Season: | 5 LAST at Ole Miss (01/24/24) |
| Career: | 6 (2x) LAST vs Ole Miss (01/21/23) |
| SEC: | 6 (2x) LAST vs Ole Miss (01/21/23) |
| FT MADE | |
| Season: | 4 (2x) LAST at Florida (01/13/24) |
| Career: | 4 (2x) LAST at Florida (01/13/23) |
| SEC: | 4 at Florida (01/13/24) |
| FT ATTEMPTED | |
| Season: | 4 (2x) LAST at Florida (01/13/24) |
| Career: | 4 (4x) LAST at Florida (01/13/23) |
| SEC: | 4 at Florida (01/13/24) |
| REBOUNDS | |
| Season: | 2 (2x) LAST at Florida (01/13/24) |
| Career: | 5 vs Ole Miss (01/21/23) |
| SEC: | 5 vs Ole Miss (01/21/23) |
| ASSISTS | |
| Season: | 2 at Ole Miss (01/24/24) |
| Career: | 3 vs UNC Asheville (12/21/22) |
| SEC: | 2 at Ole Miss (01/24/24) |
| STEALS | |
| Season: | 2 vs Alcorn State (11/06/23) |
| Career: | 2 vs Alcorn State (11/06/23) |
| SEC: | 1 (4x) LAST at Florida (01/13/24) |
| BLOCKED SHOTS | |
| Season: | 3 at Ole Miss (01/24/24) |
| Career: | 3 at Ole Miss (01/24/24) |
| SEC: | 2 at Ole Miss (01/24/24) |
| MINUTES | |
| Season: | 21:44 at Ole Miss (01/24/24) |
| Career: | 27:28 vs Missouri (01/04/23) |
| SEC: | 27:28 vs Missouri (01/04/23) |

| JOSEPH PINION 2023-24 GAME STATS | | | | | | | | | | | | | | | | | | | | | | | | |
|----------------------------------|----------|-----|-----|----|-------|------|-----|------|------|----|-------|------|---|----|-----|-----|----|----|---|----|-----|-----|-----|-----|
| Opponent | Date | GS | Min | FG | FGA | Pct | 3FG | 3A | Pct | FT | FTA | Pct | O | D | Tot | Avg | PF | FO | A | TO | Blk | Stl | Pts | Avg |
| ALCORN | 11/06/23 | 12 | 1 | 3 | .333 | 1 | 2 | .500 | 4 | 4 | 1.000 | 0 | 1 | 1 | 1.0 | 0 | 0 | 0 | 0 | 1 | 2 | 7 | 7.0 | |
| GARDNER-WEBB | 11/10/23 | 8 | 2 | 3 | .667 | 0 | 0 | .000 | 1 | 2 | .500 | 0 | 0 | 0 | 0.5 | 0 | 0 | 0 | 0 | 1 | 0 | 5 | 6.0 | |
| OLD DOMINION | 11/13/23 | DNP | | | | | | | | | | | | | | | | | | | | | | |
| UNC GREENSBORO | 11/17/23 | 3 | 0 | 1 | .000 | 0 | 1 | .000 | 0 | 0 | .000 | 0 | 0 | 0 | 0.3 | 0 | 0 | 0 | 0 | 0 | 0 | 0 | 4.0 | |
| vs Stanford | 11/22/23 | 3 | 0 | 0 | .000 | 0 | 0 | .000 | 0 | 0 | .000 | 0 | 1 | 1 | 0.5 | 1 | 0 | 0 | 0 | 0 | 0 | 0 | 3.0 | |
| vs Memphis | 11/23/23 | 0 | 0 | 0 | .000 | 0 | 0 | .000 | 0 | 0 | .000 | 0 | 0 | 0 | 0.4 | 0 | 0 | 0 | 0 | 0 | 0 | 0 | 2.4 | |
| vs North Carolina | 11/24/23 | 2 | 0 | 0 | .000 | 0 | 0 | .000 | 0 | 0 | .000 | 0 | 0 | 0 | 0.3 | 1 | 0 | 0 | 0 | 0 | 0 | 0 | 2.0 | |
| DUKE | 11/29/23 | DNP | | | | | | | | | | | | | | | | | | | | | | |
| FURMAN | 12/04/23 | DNP | | | | | | | | | | | | | | | | | | | | | | |
| vs Oklahoma | 12/09/23 | 5 | 1 | 3 | .333 | 0 | 2 | .000 | 2 | 3 | .667 | 0 | 1 | 1 | 0.4 | 2 | 0 | 0 | 1 | 0 | 1 | 4 | 2.3 | |
| vs Lipscomb | 12/16/23 | * 2 | 0 | 0 | .000 | 0 | 0 | .000 | 0 | 0 | .000 | 0 | 0 | 0 | 0.4 | 0 | 0 | 0 | 0 | 0 | 0 | 0 | 2.0 | |
| ABILENE CHRISTIAN | 12/21/23 | DNP | | | | | | | | | | | | | | | | | | | | | | |
| UNCW | 12/30/23 | 2 | 0 | 1 | .000 | 0 | 1 | .000 | 0 | 0 | .000 | 0 | 0 | 0 | 0.3 | 1 | 0 | 0 | 0 | 0 | 0 | 0 | 1.8 | |
| AUBURN | 01/06/24 | 6 | 0 | 0 | .000 | 0 | 0 | .000 | 0 | 0 | .000 | 0 | 2 | 2 | 0.5 | 0 | 0 | 0 | 2 | 0 | 0 | 0 | 1.6 | |
| at Georgia | 01/10/24 | DNP | | | | | | | | | | | | | | | | | | | | | | |
| at Florida | 01/13/24 | 21 | 3 | 7 | .429 | 2 | 4 | .500 | 4 | 4 | 1.000 | 0 | 2 | 2 | 0.6 | 2 | 0 | 1 | 2 | 1 | 1 | 12 | 2.5 | |
| TEXAS A&M | 01/16/24 | DNP | | | | | | | | | | | | | | | | | | | | | | |
| SOUTH CAROLINA | 01/20/24 | 2 | 1 | 1 | 1.000 | 0 | 0 | .000 | 0 | 0 | .000 | 1 | 0 | 1 | 0.7 | 0 | 0 | 0 | 0 | 0 | 0 | 2 | 2.5 | |
| at Ole Miss | 01/24/24 | 22 | 3 | 6 | .500 | 2 | 5 | .400 | 2 | 2 | 1.000 | 0 | 1 | 1 | 0.7 | 3 | 0 | 2 | 0 | 3 | 0 | 10 | 3.1 | |
| KENTUCKY | 01/27/24 | 2 | 0 | 1 | .000 | 0 | 1 | .000 | 0 | 0 | .000 | 0 | 0 | 0 | 0.6 | 0 | 0 | 0 | 0 | 0 | 0 | 0 | 2.9 | |
| at Missouri | 01/31/24 | DNP | | | | | | | | | | | | | | | | | | | | | | |
| at LSU | 02/03/24 | 9 | 0 | 2 | .000 | 0 | 1 | .000 | 2 | 2 | 1.000 | 0 | 2 | 2 | 0.7 | 1 | 0 | 0 | 0 | 0 | 0 | 2 | 2.8 | |
| GEORGIA | 02/10/24 | DNP | | | | | | | | | | | | | | | | | | | | | | |
| Totals | | 1 | 99 | 11 | 28 | .393 | 5 | 17 | .294 | 15 | 17 | .882 | 1 | 10 | 11 | 0.7 | 11 | 0 | 3 | 5 | 6 | 4 | 42 | 2.8 |

| JOSEPH PINION CAREER STATISTICS | | | | | | | | | | | | | | | | | | | | | | | | | |
|---------------------------------|----|----|-----|-----|----|-----|------|-----|------|------|----|-----|-------|-----|-----|-----|-----|----|----|-----|----|-----|-----|-----|-----|
| Year | GP | GS | Min | Avg | FG | FGA | Pct | 3FG | 3FGA | Pct | FT | FTA | Pct | Off | Def | Tot | Avg | PF | FO | Ast | TO | Blk | Stl | Pts | Avg |
| 2022-23 | 24 | 0 | 144 | 6.0 | 21 | 45 | .467 | 13 | 32 | .406 | 7 | 7 | 1.000 | 4 | 11 | 15 | 0.6 | 20 | 0 | 3 | 0 | 1 | 6 | 62 | 2.6 |
| 2023-24 | 15 | 1 | 99 | 6.6 | 11 | 28 | .393 | 5 | 17 | .294 | 15 | 17 | .882 | 1 | 10 | 11 | 0.7 | 11 | 0 | 3 | 5 | 6 | 4 | 42 | 2.8 |
| TOTAL | 41 | 1 | 247 | 6.0 | 32 | 75 | .427 | 18 | 51 | .353 | 22 | 24 | .917 | 5 | 22 | 27 | 0.7 | 32 | 0 | 6 | 5 | 7 | 10 | 104 | 2.5 |

6 LAYDEN BLOCKER

@Laygoetit2
@laygoetit

FULL BIO/STATS

G • 6-2 • 180 • Fr. (4) || Little Rock, Ark. (Sunrise (Kan.) Christian Academy)

Including 2023-24, has FOUR years of collegiate eligibility ... Major: Arts & Sciences ... Born on July 2, 2005 in Memphis, Tenn. ... Son of Lenard and Shrepre Blocker ... Has two brothers: Landren and Langsten

• The seventh-highest high school prospect Arkansas has been signed by ESPN (#1 overall) ... Was #24 nationally by Rivals

2023-24 HIGHLIGHTS

- **STANFORD:** Had a breakout game, providing a spark off the bench and offensive rebounding ... Led the team with three teams ... Scored his first collegiate points ... Grabbed two rebonds (both offensive).
- **MEMPHIS:** Earned his first career start and responded with nine points and season-high three rebounds (all offensive).
- **UNC:** Drew his second straight start and once again came away with three steals ... Turned in his first double-digit scoring effort with 11 points (5-of-6 FT) ... Had a steal and breakaway dunk to end the first half for a 3-point Razorback lead .. Had two rebounds (both offensive).
- **DUKE:** Scored nine points, making all three of his field goal attempts ... Added two steals and grabbed his first three defensive rebounds.
- **FURMAN:** Had **season-high in rebounds (5), assists (5) and blocked shots (3)** ... Led the team at +11 in the second half and he was 3-of-3 from the field with four assists and two blocked shots.
- @ **FLORIDA:** Led the team in scoring with a **career-high 14 points** (4-of-7 FG and 6-of-10 FT) ... Added four rebounds, two steals and a blocked shot.
- @ **OLE MISS:** Led the team with three assists and added two rebounds and a blocked shot.
- @ **MIZZOU:** Drew the start and responded with nine points, going 2-of-2 from the field and 5-of-6 at the line, with three offensive rebounds.
- @ **LSU:** Was a team-best -4, playing 25:07 in the 21-point loss ... Tied SEC highs with three assists, two steals and 10 free throw attempts.



BLOCKER'S PERSONAL BESTS

| | |
|------------------------------------|--|
| POINTS | Career: 14 at Florida (01/13/24) |
| SEC: 14 at Florida (01/13/24) | |
| FG MADE | Career: 4 (2x) LAST at Florida (01/13/24) |
| SEC: 4 at Florida (01/13/24) | |
| FG ATTEMPTED | Career: 7 at Florida (01/13/24) |
| SEC: 7 at Florida (01/13/24) | |
| 3-POINT FG MADE | Career: -- |
| SEC: -- | |
| 3-PT FG ATTEMPTS | Career: 2 vs Kentucky (01/27/24) |
| SEC: 2 vs Kentucky (01/27/24) | |
| FT MADE | Career: 6 at Florida (01/13/24) |
| SEC: 6 at Florida (01/13/24) | |
| FT ATTEMPTED | Career: 10 (2x) LAST at LSU (02/03/24) |
| SEC: 10 (2x) at LSU (02/03/24) | |
| REBOUNDS | Career: 5 vs Furman (12/04/23) |
| SEC: 4 at Florida (01/13/24) | |
| ASSISTS | Career: 5 vs Furman (12/04/23) |
| SEC: 3 (2x) LAST at LSU (02/03/24) | |
| STEALS | Career: 3 (2x) LAST vs North Carolina (11/24/23) |
| SEC: 2 (2x) LAST at LSU (02/03/24) | |
| BLOCKED SHOTS | Career: 3 vs Furman (12/04/23) |
| SEC: 1 at Ole Miss (01/24/24) | |
| MINUTES | Career: 28:38 vs North Carolina (11/24/23) |
| SEC: 25:07 at LSU (02/03/24) | |

LAYDEN BLOCKER 2023-24 GAME STATS

| Opponent | Date | GS | Min | FG | FGA | Pct | 3FG | 3A | Pct | FT | FTA | Pct | O | D | Tot | Avg | PF | FO | A | TO | Blk | Stl | Pts | Avg |
|-------------------|----------|----------|------------|-----------|-----------|-------------|----------|----------|-------------|-----------|-----------|-------------|-----------|-----------|-----------|------------|-----------|----------|-----------|-----------|----------|-----------|-----------|------------|
| ALCORN | 11/06/23 | 10 | 0 | 1 | .000 | 0 | 1 | .000 | 0 | 0 | .000 | 0 | 0 | 0 | 0 | 0.0 | 5 | 1 | 1 | 1 | 0 | 1 | 0 | 0.0 |
| GARDNER-WEBB | 11/10/23 | DNP-III | | | | | | | | | | | | | | | | | | | | | | |
| OLD DOMINION | 11/13/23 | 2 | 0 | 2 | .000 | 0 | 1 | .000 | 0 | 0 | .000 | 0 | 0 | 0 | 0.0 | 0 | 0 | 0 | 0 | 0 | 0 | 0 | 0 | 0.0 |
| UNC GREENSBORO | 11/17/23 | 2 | 0 | 0 | .000 | 0 | 0 | .000 | 0 | 0 | .000 | 0 | 0 | 0 | 0.0 | 0 | 0 | 0 | 0 | 0 | 0 | 0 | 0 | 0.0 |
| vs Stanford | 11/22/23 | 16 | 2 | 5 | .400 | 0 | 0 | .000 | 0 | 0 | .000 | 2 | 0 | 2 | 0.5 | 1 | 0 | 0 | 0 | 0 | 0 | 3 | 4 | 1.0 |
| vs Memphis | 11/23/23 | * | 27 | 3 | 5 | .600 | 0 | 0 | .000 | 3 | 4 | .750 | 3 | 0 | 3 | 1.0 | 4 | 0 | 1 | 0 | 0 | 0 | 9 | 2.6 |
| vs North Carolina | 11/24/23 | * | 28 | 3 | 6 | .500 | 0 | 0 | .000 | 5 | 6 | .833 | 2 | 0 | 2 | 1.2 | 2 | 0 | 1 | 1 | 1 | 3 | 11 | 4.0 |
| DUKE | 11/29/23 | 22 | 3 | 3 | 1.000 | 0 | 0 | .000 | 3 | 5 | .600 | 0 | 3 | 3 | 1.4 | 3 | 0 | 1 | 4 | 0 | 2 | 9 | 4.7 | |
| FURMAN | 12/04/23 | 24 | 4 | 5 | .800 | 0 | 0 | .000 | 1 | 4 | .250 | 0 | 5 | 5 | 1.9 | 4 | 0 | 5 | 1 | 3 | 0 | 9 | 5.3 | |
| vs Oklahoma | 12/09/23 | 18 | 2 | 3 | .667 | 0 | 1 | .000 | 3 | 4 | .750 | 0 | 2 | 2 | 1.9 | 2 | 0 | 0 | 1 | 0 | 1 | 7 | 5.4 | |
| vs Lipscomb | 12/16/23 | 20 | 1 | 3 | .333 | 0 | 0 | .000 | 0 | 1 | .000 | 1 | 3 | 4 | 2.1 | 0 | 0 | 4 | 3 | 0 | 2 | 2 | 5.1 | |
| ABILENE CHRISTIAN | 12/21/23 | 5 | 0 | 0 | .000 | 0 | 0 | .000 | 0 | 0 | .000 | 0 | 0 | 0 | 1.9 | 0 | 0 | 1 | 0 | 0 | 0 | 0 | 4.6 | |
| UNCW | 12/30/23 | 8 | 0 | 2 | .000 | 0 | 1 | .000 | 3 | 4 | .750 | 1 | 1 | 2 | 1.9 | 4 | 0 | 1 | 0 | 0 | 0 | 3 | 4.5 | |
| AUBURN | 01/06/24 | 2 | 0 | 0 | .000 | 0 | 0 | .000 | 0 | 0 | .000 | 0 | 0 | 0 | 1.8 | 0 | 0 | 0 | 1 | 0 | 0 | 0 | 4.2 | |
| at Georgia | 01/10/24 | 0 | 0 | 0 | .000 | 0 | 0 | .000 | 0 | 0 | .000 | 0 | 0 | 0 | 1.6 | 1 | 0 | 0 | 0 | 0 | 0 | 0 | 3.9 | |
| at Florida | 01/13/24 | 23 | 4 | 7 | .571 | 0 | 1 | .000 | 6 | 10 | .600 | 2 | 2 | 4 | 1.8 | 2 | 0 | 1 | 1 | 1 | 2 | 14 | 4.5 | |
| TEXAS A&M | 01/16/24 | 0 | 0 | 0 | .000 | 0 | 0 | .000 | 0 | 0 | .000 | 0 | 0 | 0 | 1.7 | 0 | 0 | 0 | 0 | 0 | 0 | 0 | 4.3 | |
| SOUTH CAROLINA | 01/20/24 | 18 | 0 | 2 | .000 | 0 | 0 | .000 | 0 | 0 | .000 | 1 | 0 | 1 | 1.6 | 0 | 0 | 1 | 0 | 0 | 1 | 0 | 4.0 | |
| at Ole Miss | 01/24/24 | 18 | 0 | 5 | .000 | 0 | 1 | .000 | 0 | 0 | .000 | 0 | 2 | 2 | 1.7 | 1 | 0 | 3 | 0 | 1 | 0 | 0 | 3.8 | |
| KENTUCKY | 01/27/24 | 5 | 1 | 3 | .333 | 0 | 2 | .000 | 0 | 0 | .000 | 0 | 0 | 1.6 | 3 | 0 | 0 | 0 | 0 | 0 | 0 | 2 | 3.7 | |
| at Missouri | 01/31/24 | * | 29 | 2 | 2 | 1.000 | 0 | 0 | .000 | 5 | 6 | .833 | 3 | 0 | 3 | 1.7 | 2 | 0 | 2 | 3 | 0 | 1 | 9 | 4.0 |
| at LSU | 02/03/24 | * | 26 | 2 | 6 | .333 | 0 | 0 | .000 | 5 | 10 | .500 | 1 | 2 | 3 | 1.7 | 2 | 0 | 3 | 1 | 0 | 2 | 9 | 4.2 |
| GEORGIA | 02/10/24 | * | 7 | 1 | 2 | .500 | 0 | 1 | .000 | 0 | 0 | .000 | 1 | 0 | 1 | 1.7 | 1 | 0 | 0 | 1 | 0 | 0 | 2 | 4.1 |
| Totals | | 5 | 310 | 28 | 62 | .452 | 0 | 9 | .000 | 34 | 54 | .630 | 17 | 20 | 37 | 1.7 | 37 | 1 | 25 | 18 | 6 | 18 | 90 | 4.1 |

LAYDEN BLOCKER CAREER STATISTICS

| Year | GP | GS | Min | Avg | FG | FGA | Pct | 3FG | 3FGA | Pct | FT | FTA | Pct | Off | Def | Tot | Avg | PF | FO | Ast | TO | Blk | Stl | Pts | Avg |
|---------|----|----|-----|------|----|-----|------|-----|------|------|----|-----|------|-----|-----|-----|-----|----|----|-----|----|-----|-----|-----|-----|
| 2023-24 | 22 | 5 | 310 | 14.1 | 28 | 62 | .452 | 0 | 9 | .000 | 34 | 54 | .630 | 17 | 20 | 37 | 1.7 | 37 | 1 | 25 | 18 | 6 | 18 | 90 | 4.1 |

7 DENIJAY HARRIS

@Ni_javvy
@nijavyy

FULL BIO/STATS

F • 6-7 • 200 • Grad. Sr. (1) | Columbus, Ga. (Columbus HS / Southern Miss) **Pronounced: Duh-nah-SHAY**

The 2023-24 season is his final year of collegiate eligibility ... Graduated from Southern Miss (Summer '23) - Liberal Studies ... Pursuing a second undergraduate degree from Arkansas in Arts & Sciences ... Born on May 29, 2000, in Columbus, Miss. ... Son of Desi and Denise Harris ... Brothers: Devontess & Desi Jr.

- Played three years at Southern Miss (82 games with 43 starts) and helped Southern Miss post a 28-5 record, win the Sun Belt regular-season title and earn an NIT berth in 2023
- Was at Southwest Mississippi CC as a freshman but only played two games before suffering an injury ... Only stayed at SW Mississippi for one semester before transferring to Southern Miss, where he took a medical redshirt in 2019-20.
- On the Department's AD Honor Roll (3.5-3.99 GPA) for Fall 2023.

CAREER DOUBLE-DOUBLES (3)

| | | |
|--------------------------------------|----------|--------|
| SENIOR (at Southern Miss) (3) | | |
| 01/26/23 • ARKANSAS STATE | 11 pts | 10 reb |
| 02/24/23 • at Texas State | * 14 pts | 10 reb |
| 03/04/23 • vs South Alabama | * 18 pts | 12 reb |
| * - Consecutive games | | |



2023-24 HIGHLIGHTS

- **ALCORN:** Pulled down seven rebounds in 12 minutes played, going 3-of-6 from the line.
- **@ OLE MISS:** Recorded his first start as a Razorback and played a season-high 13:08 ... Scored two points and had a blocked shot.

HARRIS' PERSONAL BESTS

| | |
|-------------------------|---------------------------------------|
| POINTS | |
| Season: 5 | vs Alcorn State (11/06/23) |
| Career: 22 | at Arkansas State (01/23/23) |
| SEC: 2 | at Ole Miss (01/24/24) |
| FG MADE | |
| Season: 1 (2x) | LAT at Ole Miss (01/24/24) |
| Career: 10 | at Arkansas State (01/23/23) |
| SEC: 1 | at Ole Miss (01/24/24) |
| FG ATTEMPTED | |
| Season: 2 | vs Alcorn State (11/06/23) |
| Career: 15 | at Arkansas State (01/23/23) |
| SEC: 1 (2x) | at Ole Miss (01/24/24) |
| 3-POINT FG MADE | |
| Season: -- | |
| Career: -- | |
| SEC: -- | |
| 3-PT FG ATTEMPTS | |
| Season: -- | |
| Career: 1 (2x) | LAST at Liberty (11/18/22) |
| SEC: -- | |
| FT MADE | |
| Season: 3 | vs Alcorn State (11/06/23) |
| Career: 5 (2x) | LAST vs UTEP (02/19/22) |
| SEC: -- | |
| FT ATTEMPTED | |
| Season: 6 | vs Alcorn State (11/06/23) |
| Career: 7 | vs UAB (02/02/22) |
| SEC: -- | |
| REBOUNDS | |
| Season: 7 | vs Alcorn State (11/06/23) |
| Career: 14 | vs Georgia Southern (02/18/23) |
| SEC: 1 (2x) | LAST at LSU (02/03/24) |
| ASSISTS | |
| Season: 2 | vs Alcorn State (11/06/23) |
| Career: 3 | at Rice (02/26/22) |
| SEC: -- | |
| STEALS | |
| Season: -- | |
| Career: 3 | vs UL Monroe (12/19/20) |
| SEC: -- | |
| BLOCKED SHOTS | |
| Season: 1 | at Ole Miss (01/24/24) |
| Career: 1 (13x) | LAST at Ole Miss (01/24/24) |
| SEC: -- | |
| MINUTES | |
| Season: 13:08 | at Ole Miss (01/24/24) |
| Career: 37:35 | vs South Alabama (03/04/23) |
| SEC: 13:08 | at Ole Miss (01/24/24) |

DENIJAY HARRIS 2023-24 GAME STATS

| Opponent | Date | GS | Min | FG | FGA | Pct | 3FG | 3A | Pct | FT | FTA | Pct | O | D | Tot | Avg | PF | FO | A | TO | Blk | Stl | Pts | Avg |
|-------------------|----------|----------|-----------|----------|----------|-------------|----------|----------|-------------|----------|----------|-------------|----------|----------|----------|------------|----------|----------|----------|----------|----------|----------|----------|------------|
| ALCORN | 11/06/23 | 12 | 12 | 1 | 2 | .500 | 0 | 0 | .000 | 3 | 6 | .500 | 3 | 4 | 7 | 7.0 | 1 | 0 | 2 | 2 | 0 | 0 | 5 | 5.0 |
| GARDNER-WEBB | 11/10/23 | 2 | 0 | 0 | 0 | .000 | 0 | 0 | .000 | 0 | 2 | .000 | 0 | 0 | 0 | 3.5 | 0 | 0 | 1 | 1 | 0 | 0 | 0 | 2.5 |
| OLD DOMINION | 11/13/23 | DNP | | | | | | | | | | | | | | | | | | | | | | |
| UNC GREENSBORO | 11/17/23 | DNP | | | | | | | | | | | | | | | | | | | | | | |
| vs Stanford | 11/22/23 | DNP | | | | | | | | | | | | | | | | | | | | | | |
| vs Memphis | 11/23/23 | DNP | | | | | | | | | | | | | | | | | | | | | | |
| vs North Carolina | 11/24/23 | 0 | 0 | 0 | 0 | .000 | 0 | 0 | .000 | 0 | 0 | .000 | 0 | 0 | 0 | 2.3 | 0 | 0 | 0 | 0 | 0 | 0 | 0 | 1.7 |
| DUKE | 11/29/23 | DNP | | | | | | | | | | | | | | | | | | | | | | |
| FURMAN | 12/04/23 | DNP | | | | | | | | | | | | | | | | | | | | | | |
| vs Oklahoma | 12/09/23 | DNP | | | | | | | | | | | | | | | | | | | | | | |
| vs Lipscomb | 12/16/23 | 0 | 0 | 0 | 0 | .000 | 0 | 0 | .000 | 0 | 0 | .000 | 0 | 0 | 0 | 1.8 | 0 | 0 | 0 | 0 | 0 | 0 | 0 | 1.3 |
| ABILENE CHRISTIAN | 12/21/23 | DNP | | | | | | | | | | | | | | | | | | | | | | |
| UNCW | 12/30/23 | 2 | 0 | 0 | 0 | .000 | 0 | 0 | .000 | 0 | 0 | .000 | 0 | 0 | 0 | 1.4 | 0 | 0 | 0 | 0 | 0 | 0 | 0 | 1.0 |
| AUBURN | 01/06/24 | 3 | 0 | 1 | 1 | .000 | 0 | 0 | .000 | 0 | 0 | .000 | 0 | 0 | 0 | 1.2 | 0 | 0 | 0 | 0 | 0 | 0 | 0 | 0.8 |
| at Georgia | 01/10/24 | DNP | | | | | | | | | | | | | | | | | | | | | | |
| at Florida | 01/13/24 | 4 | 0 | 0 | 0 | .000 | 0 | 0 | .000 | 0 | 0 | .000 | 0 | 0 | 0 | 1.0 | 0 | 0 | 0 | 0 | 0 | 0 | 0 | 0.7 |
| TEXAS A&M | 01/16/24 | DNP | | | | | | | | | | | | | | | | | | | | | | |
| SOUTH CAROLINA | 01/20/24 | 1 | 0 | 0 | 0 | .000 | 0 | 0 | .000 | 0 | 0 | .000 | 0 | 0 | 0 | 0.9 | 0 | 0 | 0 | 0 | 0 | 0 | 0 | 0.6 |
| at Ole Miss | 01/24/24 | * 13 | 1 | 1 | 1 | 1.000 | 0 | 0 | .000 | 0 | 0 | .000 | 1 | 0 | 1 | 0.9 | 0 | 0 | 0 | 0 | 1 | 0 | 2 | 0.8 |
| KENTUCKY | 01/27/24 | DNP | | | | | | | | | | | | | | | | | | | | | | |
| at Missouri | 01/31/24 | 0 | 0 | 0 | 0 | .000 | 0 | 0 | .000 | 0 | 0 | .000 | 0 | 0 | 0 | 0.9 | 0 | 0 | 0 | 0 | 0 | 0 | 0 | 0.8 |
| at LSU | 02/03/24 | 11 | 0 | 0 | 0 | .000 | 0 | 0 | .000 | 0 | 0 | .000 | 0 | 1 | 1 | 0.8 | 3 | 0 | 0 | 0 | 0 | 0 | 0 | 0.6 |
| GEORGIA | 02/10/24 | DNP | | | | | | | | | | | | | | | | | | | | | | |
| Totals | | 1 | 48 | 2 | 4 | .500 | 0 | 0 | .000 | 3 | 8 | .375 | 4 | 5 | 9 | 0.8 | 4 | 0 | 3 | 3 | 1 | 0 | 7 | 0.6 |

DENIJAY HARRIS CAREER STATISTICS

| Year | GP | GS | Min | Avg | FG | FGA | Pct | 3FG | 3FGA | Pct | FT | FTA | Pct | Off | Def | Tot | Avg | PF | FO | Ast | TO | Blk | Stl | Pts | Avg |
|---------------|-----------|-----------|-------------|-------------|------------|------------|-------------|----------|----------|-------------|-----------|------------|-------------|------------|------------|------------|------------|------------|----------|-----------|------------|-----------|-----------|------------|------------|
| 2020-21 (USM) | 22 | 8 | 376 | 17.1 | 29 | 60 | .483 | 0 | 1 | .000 | 16 | 26 | .615 | 31 | 66 | 97 | 4.4 | 25 | 0 | 9 | 21 | 2 | 13 | 74 | 3.4 |
| 2021-22 (USM) | 32 | 13 | 458 | 14.3 | 36 | 78 | .462 | 0 | 0 | .000 | 20 | 34 | .588 | 21 | 54 | 75 | 2.3 | 45 | 0 | 20 | 32 | 5 | 14 | 92 | 2.9 |
| 2022-23 (USM) | 28 | 22 | 676 | 24.1 | 104 | 185 | .562 | 0 | 1 | .000 | 40 | 59 | .678 | 52 | 107 | 159 | 5.7 | 33 | 0 | 17 | 44 | 5 | 16 | 248 | 8.9 |
| 2023-24 (ARK) | 11 | 1 | 48 | 4.4 | 2 | 4 | .500 | 0 | 0 | .000 | 3 | 8 | .375 | 4 | 5 | 9 | 0.8 | 4 | 0 | 3 | 3 | 1 | 0 | 7 | 0.6 |
| TOTAL | 93 | 44 | 1558 | 16.8 | 171 | 327 | .523 | 0 | 1 | .000 | 79 | 127 | .622 | 108 | 232 | 340 | 3.7 | 107 | 0 | 49 | 100 | 13 | 43 | 421 | 4.5 |

8 CHANDLER LAWSON

@chandlerlawson0
@chandlerlawson

FULL BIO/STATS

F • 6-8 • 210 • Grad. Sr. (1) || Memphis, Tenn. (Wooddale HS / Memphis)

2023-24 is his final year of collegiate eligibility ... Graduated from Memphis (2023) - Interdisciplinary Studies ... Pursuing a second undergraduate degree from Arkansas in Arts & Sciences ... Born on Oct. 3, 2000, in Memphis, Tenn. ... Son of Keelon & Dedra Lawson ... Brothers: K.J. (Memphis, Kansas, Tulane), Deric (Memphis, Kansas) & Jonathan (Memphis, Creighton). Sisters: Kristian & Daiyanas

- A four-time high school champion and has played in three NCAA Tournaments
- Played his first two seasons at Oregon before returning home to pay for the Memphis Tigers ... Has played 111 career games with 44 starts and scored 483 points with 398 rebounds.
- On the Department's Honor Roll (3.0-3.49 GPA) for Fall 2023.


| N THE RANKINGS | No. | SEC |
|----------------|------|------|
| Blocked Shots | 24 | 11th |
| Blocks/gm | 1.04 | 12th |

2023-24 HIGHLIGHTS

- **STANFORD:** Had a **career high in rebounds (13)** and had a then career-high blocked shots (5) ... In the second half, had eight rebounds and four blocked shots ... Added nine points.
- **MEMPHIS:** Tied his season high with five points versus his former team.
- **UNC:** Led the team with two assists.
- **DUKE:** Was outstanding facing All-American Kyle Filipowski with a **career-high six blocked shots** ... Had seven points and eight rebounds.
- **FURMAN:** Had a **career-high 19 points** (8-of-10 FG; 1-of-2 3PT) with three blocked shots.
- **ACU:** Just missed a double with 10 rebounds and nine points ... Added two blocked shots ... Was +18 in the second half and +17 for the game.
- **TEXAS A&M:** Was second on the team with a +7 as he posted a **season-high four assists** with five rebounds.
- **SOUTH CAROLINA:** Led the team with seven rebounds and added a blocked shot.
- **KENTUCKY:** Pulled down seven rebounds and added two assists and two steals ... Also drained a 3-pointer.

CAREER DOUBLE-DOUBLES (1)

FRESHMAN (at Oregon) (1)
01/18/20 • at Washington 16 pts 12 reb



LAWSON'S PERSONAL BESTS

| POINTS | |
|------------------------|--------------------------------------|
| Season: 19 | vs Furman (12/04/23) |
| Career: 19 | vs Furman (12/04/23) |
| SEC: 6 | at Missouri (01/31/24) |
| FG MADE | |
| Season: 8 | vs Furman (12/04/23) |
| Career: 10 (2x) | LAST vs Richmond (11/22/22) |
| SEC: 3 | at Missouri (01/31/24) |
| FG ATTEMPTED | |
| Season: 10 | vs Furman (12/04/23) |
| Career: 12 | vs Washington (01/18/20) |
| SEC: 6 | vs South Carolina (01/20/24) |
| 3-POINT FG MADE | |
| Season: 1 (6x) | LAST at LS (02/03/24) |
| Career: 3 | vs Houston (03/05/23) |
| SEC: 1 (3x) | LAST at LS (02/03/24) |
| 3-PT FG ATTEMPTS | |
| Season: 3 | vs Auburn (01/06/24) |
| Career: 3 (2x) | vs Auburn (01/06/24) |
| SEC: 3 | vs Auburn (01/06/24) |
| FT MADE | |
| Season: 2 | vs Alcorn State (11/06/23) |
| Career: 5 | vs Colorado (02/18/21) |
| SEC: -- | |
| FT ATTEMPTED | |
| Season: 2 (6x) | LAST vs Texas A&M (01/16/24) |
| Career: 7 | vs Colorado (02/18/21) |
| SEC: 2 | vs Texas A&M (01/16/24) |
| REBOUNDS | |
| Season: 13 | vs Stanford (11/22/23) |
| Career: 13 | vs Stanford (11/22/23) |
| SEC: 7 (2x) | LAST vs Kentucky (01/27/24) |
| ASSISTS | |
| Season: 4 | vs Texas A&M (01/16/24) |
| Career: 5 (3) | LAST vs Washington (02/06/21) |
| SEC: 4 | vs Texas A&M (01/16/24) |
| STEALS | |
| Season: 1 (6x) | LAST vs Auburn (01/06/24) |
| Career: 3 | LAST vs UCF (02/16/22) |
| SEC: 1 | vs Auburn (01/06/24) |
| BLOCKED SHOTS | |
| Season: 6 | vs Duke (11/29/23) |
| Career: 6 | vs Duke (11/29/23) |
| SEC: 2 | vs Kentucky (01/27/24) |
| MINUTES | |
| Season: 35:55 | vs Stanford (11/22/23) |
| Career: 44:51 | vs Southern Cal (01/23/20) |
| SEC: 27:15 | vs Texas A&M (01/16/24) |

CHANDLER LAWSON 2023-24 GAME STATS

| Opponent | Date | GS | Min | FG | FGA | Pct | 3FG | 3A | Pct | FT | FTA | Pct | O | D | Tot | Avg | PF | FO | A | TO | Blk | Stl | Pts | Avg |
|-------------------|----------|-----------|------------|-----------|-----------|-------------|----------|-----------|-------------|----------|-----------|-------------|-----------|-----------|-----------|------------|-----------|----------|-----------|-----------|-----------|----------|------------|------------|
| ALCORN | 11/06/23 | * | 7 | 0 | 0 | .000 | 0 | 0 | .000 | 2 | 2 | 1.000 | 1 | 1 | 2 | 2.0 | 0 | 0 | 0 | 1 | 0 | 1 | 2 | 2.0 |
| GARDNER-WEBB | 11/10/23 | * | 10 | 2 | 2 | 1.000 | 1 | 1 | 1.000 | 0 | 0 | .000 | 1 | 2 | 3 | 2.5 | 4 | 0 | 0 | 0 | 0 | 1 | 5 | 3.5 |
| OLD DOMINION | 11/13/23 | * | 7 | 1 | 1 | 1.000 | 0 | 0 | .000 | 0 | 0 | .000 | 0 | 2 | 2 | 2.3 | 1 | 0 | 0 | 1 | 1 | 0 | 2 | 3.0 |
| UNC GREENSBORO | 11/17/23 | 10 | 0 | 0 | .000 | 0 | 0 | .000 | 0 | 0 | .000 | 0 | 1 | 1 | 2.0 | 3 | 0 | 0 | 1 | 1 | 0 | 0 | 2.3 | |
| vs Stanford | 11/22/23 | 36 | 4 | 7 | .571 | 0 | 0 | .000 | 1 | 2 | .500 | 5 | 8 | 13 | 4.2 | 4 | 0 | 0 | 0 | 5 | 0 | 0 | 9 | 3.6 |
| vs Memphis | 11/23/23 | 10 | 2 | 4 | .500 | 0 | 0 | .000 | 1 | 2 | .500 | 1 | 2 | 3 | 4.0 | 2 | 0 | 0 | 0 | 0 | 0 | 0 | 5 | 3.8 |
| vs North Carolina | 11/24/23 | 19 | 2 | 5 | .400 | 0 | 1 | .000 | 0 | 1 | .000 | 1 | 2 | 3 | 3.9 | 3 | 0 | 2 | 1 | 0 | 0 | 0 | 4 | 3.9 |
| DUKE | 11/29/23 | * | 29 | 3 | 8 | .375 | 0 | 0 | .000 | 1 | 2 | .500 | 3 | 5 | 8 | 4.4 | 4 | 0 | 1 | 1 | 6 | 1 | 7 | 4.3 |
| FURMAN | 12/04/23 | * | 18 | 8 | 10 | .800 | 1 | 2 | .500 | 2 | 2 | 1.000 | 1 | 2 | 3 | 4.2 | 1 | 0 | 1 | 1 | 3 | 1 | 19 | 5.9 |
| vs Oklahoma | 12/09/23 | * | 9 | 0 | 1 | .000 | 0 | 0 | .000 | 0 | 0 | .000 | 0 | 0 | 0 | 3.8 | 1 | 0 | 0 | 0 | 1 | 1 | 0 | 5.3 |
| vs Lipscomb | 12/16/23 | * | 7 | 2 | 3 | .667 | 0 | 1 | .000 | 0 | 0 | .000 | 0 | 1 | 1 | 3.5 | 0 | 0 | 0 | 0 | 0 | 0 | 4 | 5.2 |
| ABILENE CHRISTIAN | 12/21/23 | * | 24 | 4 | 6 | .667 | 1 | 2 | .500 | 0 | 0 | .000 | 0 | 10 | 10 | 4.1 | 0 | 0 | 1 | 1 | 2 | 0 | 9 | 5.5 |
| UNCW | 12/30/23 | * | 10 | 1 | 2 | .500 | 0 | 0 | .000 | 1 | 3 | .333 | 2 | 3 | 5 | 4.2 | 2 | 0 | 1 | 0 | 1 | 0 | 3 | 5.3 |
| AUBURN | 01/06/24 | * | 13 | 1 | 4 | .250 | 1 | 3 | .333 | 0 | 0 | .000 | 0 | 0 | 0 | 3.9 | 2 | 0 | 0 | 2 | 0 | 1 | 3 | 5.1 |
| at Georgia | 01/10/24 | 2 | 0 | 1 | .000 | 0 | 0 | .000 | 0 | 0 | .000 | 0 | 0 | 0 | 3.6 | 0 | 0 | 0 | 1 | 0 | 0 | 0 | 4.8 | |
| at Florida | 01/13/24 | 1 | 0 | 0 | .000 | 0 | 0 | .000 | 0 | 0 | .000 | 0 | 0 | 0 | 3.4 | 0 | 0 | 0 | 0 | 0 | 0 | 0 | 4.5 | |
| TEXAS A&M | 01/16/24 | * | 27 | 1 | 1 | 1.000 | 0 | 0 | .000 | 0 | 2 | .000 | 0 | 5 | 5 | 3.5 | 5 | 1 | 4 | 0 | 1 | 0 | 2 | 4.4 |
| SOUTH CAROLINA | 01/20/24 | * | 25 | 2 | 6 | .333 | 0 | 1 | .000 | 0 | 0 | .000 | 1 | 6 | 7 | 3.7 | 3 | 0 | 1 | 0 | 1 | 0 | 4 | 4.3 |
| at Ole Miss | 01/24/24 | * | 6 | 1 | 2 | .500 | 0 | 0 | .000 | 0 | 0 | .000 | 0 | 0 | 0 | 3.5 | 0 | 0 | 0 | 0 | 0 | 1 | 2 | 4.2 |
| KENTUCKY | 01/27/24 | * | 26 | 2 | 5 | .400 | 1 | 2 | .500 | 0 | 0 | .000 | 0 | 7 | 7 | 3.7 | 3 | 0 | 2 | 1 | 2 | 0 | 5 | 4.3 |
| at Missouri | 01/31/24 | * | 16 | 3 | 4 | .750 | 0 | 0 | .000 | 0 | 0 | .000 | 2 | 1 | 3 | 3.6 | 0 | 0 | 0 | 0 | 0 | 0 | 6 | 4.3 |
| at LSU | 02/03/24 | * | 20 | 2 | 4 | .500 | 1 | 1 | 1.000 | 1 | 4 | .250 | 1 | 1 | 2 | 3.5 | 1 | 0 | 0 | 1 | 0 | 0 | 6 | 4.4 |
| GEORGIA | 02/10/24 | * | 7 | 2 | 2 | 1.000 | 0 | 0 | .000 | 0 | 0 | .000 | 0 | 0 | 0 | 3.4 | 3 | 0 | 0 | 0 | 0 | 0 | 4 | 4.4 |
| Totals | | 17 | 339 | 43 | 78 | .551 | 6 | 14 | .429 | 9 | 20 | .450 | 19 | 59 | 78 | 3.4 | 42 | 1 | 13 | 12 | 24 | 7 | 101 | 4.4 |

CHANDLER LAWSON CAREER STATISTICS

| Year | GP | GS | Min | Avg | FG | FGA | Pct | 3FG | 3FGA | Pct | FT | FTA | Pct | Off | Def | Tot | Avg | PF | FO | Ast | TO | Blk | Stl | Pts | Avg |
|---------------|------------|-----------|-------------|-------------|------------|------------|-------------|-----------|-----------|-------------|-----------|------------|-------------|------------|------------|------------|------------|------------|----------|------------|------------|-----------|-----------|------------|------------|
| 2019-20 (ORE) | 31 | 12 | 604 | 19.5 | 56 | 108 | .519 | 1 | 1 | 1.000 | 26 | 40 | .650 | 40 | 81 | 121 | 3.9 | 56 | 0 | 41 | 25 | 14 | 21 | 139 | 4.5 |
| 2020-21 (ORE) | 28 | 8 | 507 | 18.1 | 50 | 98 | .510 | 4 | 11 | .364 | 18 | 36 | .500 | 25 | 58 | 83 | 3.0 | 45 | 1 | 22 | 22 | 12 | 14 | 122 | 4.4 |
| 2021-22 (UM) | 17 | 0 | 140 | 8.2 | 9 | 19 | .474 | 0 | 2 | .000 | 9 | 19 | .474 | 8 | 29 | 37 | 2.2 | 12 | 0 | 8 | 7 | 9 | 7 | 27 | 1.6 |
| 2022-23 (UM) | 35 | 24 | 683 | 19.5 | 68 | 120 | .567 | 7 | 14 | .500 | 32 | 52 | .615 | 47 | 110 | 157 | 4.5 | 77 | 0 | 27 | 34 | 19 | 25 | 175 | 5.0 |
| 2023-24 (ARK) | 23 | 17 | 339 | 14.7 | 43 | 78 | .551 | 6 | 14 | .429 | 9 | 20 | .450 | 19 | 59 | 78 | 3.4 | 42 | 1 | 13 | 12 | 24 | 7 | 101 | 4.4 |
| TOTAL | 134 | 61 | 2273 | 17.0 | 226 | 423 | .534 | 18 | 42 | .429 | 94 | 167 | .563 | 139 | 337 | 476 | 3.6 | 232 | 2 | 111 | 100 | 78 | 74 | 564 | 4.2 |

10 BAYE FALL

@thebayefall21
@3a4e_4all

FULL BIO/STATS

F • 6-11 • 200 • Fr. (4) || Dakar, Sengal (Accelerated Schools (Denver))

Including 2023-24, has FOUR years of collegiate eligibility ... Major: Arts & Sciences ... Born on Dec. 27, 2003 in Guédiawaye, Senegal ... Son of Malle Fall and Awa Ly • Brother: Take. Sister: Ndey ... **SPEAKS 10 LANGUAGES/DIALCTS:** French, Wolof, English, Spanish, German & dialects Jola-Fonyi, Mandinka, Mandjak, Pulaar, Serer & Soninke

• 2023 McDonald's All-American ... Selected to play in the 2023 Nike Hoop Summit ... Played in the Grind Session All-Star Game

2023-24 HIGHLIGHTS

- **ALCORN:** Had two blocked shots and two steals and added four rebounds
- **GWU:** Added two more blocked shots and four more rebounds, adding one steal
- **UNC:** Provided some energy off the bench in the first half with a rebound and a blocked shot ... Was +4 in his 3:03 played.



FALL'S PERSONAL BESTS

| | |
|-------------------------|--|
| POINTS | Career: 4 vs Alcorn State (11/06/23) |
| SEC: | 1 (2x) LAST at Ole Miss (01/24/24) |
| FG MADE | Career: 1 vs Alcorn State (11/06/23) |
| SEC: | -- |
| FG ATTEMPTED | Career: 2 vs Alcorn State (11/06/23) |
| SEC: | -- |
| 3-POINT FG MADE | Career: -- |
| SEC: | -- |
| 3-PT FG ATTEMPTS | Career: -- |
| SEC: | -- |
| FT MADE | Career: 2 vs Alcorn State (11/06/23) |
| SEC: | 1 (2x) at Ole Miss (01/24/24) |
| FT ATTEMPTED | Career: 6 vs Alcorn State (11/06/23) |
| SEC: | 3 at Ole Miss (01/24/24) |
| REBOUNDS | Career: 4 (2x) LAST vs Gardner-Webb (11/10/23) |
| SEC: | 1 at Ole Miss (01/24/24) |
| ASSISTS | Career: -- |
| SEC: | -- |
| STEALS | Career: 2 vs Alcorn State (11/06/23) |
| SEC: | -- |
| BLOCKED SHOTS | Career: 2 (2x) LAST vs Gardner-Webb (11/10/23) |
| SEC: | -- |
| MINUTES | Career: 9:35 vs Gardner-Webb (11/10/23) |
| SEC: | 6:08 at Ole Miss (01/24/24) |

BAYE FALL 2023-24 GAME STATS

| Opponent | Date | GS | Min | FG | FGA | Pct | 3FG | 3A | Pct | FT | FTA | Pct | O | D | Tot | Avg | PF | FO | A | TO | Blk | Stl | Pts | Avg |
|-------------------|----------|----------|-----------|----------|----------|-------------|----------|----------|-------------|----------|-----------|-------------|----------|----------|-----------|------------|-----------|----------|----------|----------|----------|----------|----------|------------|
| ALCORN | 11/06/23 | 9 | 1 | 2 | .500 | 0 | 0 | .000 | 2 | 6 | .333 | 1 | 3 | 4 | 4.0 | 5 | 1 | 0 | 2 | 2 | 2 | 4 | 4.0 | |
| GARDNER-WEBB | 11/10/23 | 10 | 0 | 0 | .000 | 0 | 0 | .000 | 0 | 2 | .000 | 1 | 3 | 4 | 4.0 | 3 | 0 | 0 | 2 | 2 | 1 | 0 | 2.0 | |
| OLD DOMINION | 11/13/23 | DNP | | | | | | | | | | | | | | | | | | | | | | |
| UNC GREENSBORO | 11/17/23 | DNP | | | | | | | | | | | | | | | | | | | | | | |
| vs Stanford | 11/22/23 | DNP | | | | | | | | | | | | | | | | | | | | | | |
| vs Memphis | 11/23/23 | DNP | | | | | | | | | | | | | | | | | | | | | | |
| vs North Carolina | 11/24/23 | 3 | 0 | 0 | .000 | 0 | 0 | .000 | 0 | 0 | .000 | 0 | 1 | 1 | 3.0 | 0 | 0 | 0 | 0 | 1 | 0 | 0 | 1.3 | |
| DUKE | 11/29/23 | 1 | 0 | 0 | .000 | 0 | 0 | .000 | 0 | 0 | .000 | 1 | 0 | 1 | 2.5 | 0 | 0 | 0 | 0 | 0 | 0 | 0 | 1.0 | |
| FURMAN | 12/04/23 | DNP | | | | | | | | | | | | | | | | | | | | | | |
| vs Oklahoma | 12/09/23 | DNP | | | | | | | | | | | | | | | | | | | | | | |
| vs Lipscomb | 12/16/23 | DNP | | | | | | | | | | | | | | | | | | | | | | |
| ABILENE CHRISTIAN | 12/21/23 | DNP | | | | | | | | | | | | | | | | | | | | | | |
| UNCW | 12/30/23 | DNP | | | | | | | | | | | | | | | | | | | | | | |
| AUBURN | 01/06/24 | 4 | 0 | 0 | .000 | 0 | 0 | .000 | 1 | 2 | .500 | 0 | 0 | 0 | 2.0 | 0 | 0 | 0 | 0 | 0 | 0 | 0 | 1 | 1.0 |
| at Georgia | 01/10/24 | DNP | | | | | | | | | | | | | | | | | | | | | | |
| at Florida | 01/13/24 | 5 | 0 | 0 | .000 | 0 | 0 | .000 | 0 | 0 | .000 | 0 | 0 | 0 | 1.7 | 2 | 0 | 0 | 0 | 0 | 0 | 0 | 0 | 0.8 |
| TEXAS A&M | 01/16/24 | DNP | | | | | | | | | | | | | | | | | | | | | | |
| SOUTH CAROLINA | 01/20/24 | DNP | | | | | | | | | | | | | | | | | | | | | | |
| at Ole Miss | 01/24/24 | 6 | 0 | 0 | .000 | 0 | 0 | .000 | 1 | 3 | .333 | 1 | 0 | 1 | 1.6 | 0 | 0 | 0 | 1 | 0 | 0 | 0 | 1 | 0.9 |
| KENTUCKY | 01/27/24 | DNP | | | | | | | | | | | | | | | | | | | | | | |
| at Missouri | 01/31/24 | DNP | | | | | | | | | | | | | | | | | | | | | | |
| at LSU | 02/03/24 | DNP | | | | | | | | | | | | | | | | | | | | | | |
| GEORGIA | 02/10/24 | DNP | | | | | | | | | | | | | | | | | | | | | | |
| Totals | | 0 | 38 | 1 | 2 | .500 | 0 | 0 | .000 | 4 | 13 | .308 | 4 | 7 | 11 | 1.6 | 10 | 1 | 0 | 5 | 5 | 3 | 6 | 0.9 |

BAYE FALL CAREER STATISTICS

| Year | GP | GS | Min | Avg | FG | FGA | Pct | 3FG | 3FGA | Pct | FT | FTA | Pct | Off | Def | Tot | Avg | PF | FO | Ast | TO | Blk | Stl | Pts | Avg |
|---------|----|----|-----|-----|----|-----|------|-----|------|------|----|-----|------|-----|-----|-----|-----|----|----|-----|----|-----|-----|-----|-----|
| 2023-24 | 7 | 0 | 38 | 5.4 | 1 | 2 | .500 | 0 | 0 | .000 | 4 | 13 | .308 | 4 | 7 | 11 | 1.6 | 10 | 1 | 0 | 5 | 5 | 3 | 6 | 0.9 |

11 JALEN GRAHAM

@jalengraham5
@jalengraham

FULL BIO/STATS

F • 6-10 • 220 • 5th Yr Sr. (1) || Phoenix, Ariz. (Mountain Pointe HS / Arizona State)

The 2023-24 season is his final year of collegiate eligibility ... Major: Sociology ... Born on April 4, 2001, in Le Grande, Ore. ... The son Susie Graham. Brother: Devin. Twin Sister: Jenah

- Second team All-PAC 12 as a junior at Arizona State (2021-22).
- Joined the Razorback program for 2022-23 after playing three seasons at Arizona State
- Played in 31 games for the Razorbacks in 2022-23 and scored 161 points, making 74-of-113 field goals ... His season FG% of .655 (74-of-113) ranks 7th on the school's single-season list

| N THE RANKINGS | No. | SEC |
|----------------|------|------|
| Blocks/gm | 1.05 | 11th |
| Blocked Shots | 20 | 16th |

SINCE MISSING TRIP TO BAHAMAS (back spasms) and being limited the next two ... Over the last 14 games (since Okla):

- ^ Leads the team with 19 offensive rebounds
- ^ Second on the team in blocked shots with 19 - **Has at least one blocked shot in 12 of his last 14 games**
- ^ 2nd on the team in scoring (8.9), steals (9), FG made (54) and attempted (91)
- ^ AT MIZZOU: 13 points - season-high four assists - tied career highs with four steals and three blocked shots**
- ^ AT LSU: scored a season-high 18 points and added two steals and two blocked shots**

2023-24 HIGHLIGHTS

- **ALCORN:** Led the team with eight rebounds (six defensive) in 13:58 played ... Only led the team in rebounding twice in 2022-23.
- **OKLAHOMA:** Had a strong showing with 8 points (4-of-5 FG) with five rebounds, two assists and two blocked shots.
- **LIPSCOMB:** Had season highs in points (11), field goals made (5), field goals attempts-tied (6) and blocked shots (2) ... Was a team-best +8.
- **ACU:** Scored five of his seven points in the second half to help Arkansas in the come-from-behind win ... Added two blocked shots.
- **UNCW:** Scored a then season-high 16 points (7-of-11 FG also season highs) with six rebounds (three offensive) and a blocked shot ... Played a season-high 26:58.
- **AUBURN:** Got his first start as a Razorback ... Was the only Hog with a positive plus/minus (+1) in the 32-point loss ... Had four offensive rebounds - six total - and added two steals.
- **@ FLORIDA:** Scored 10 points for his third game in double figures this season and added two blocked shots.
- **@ MIZZOU: Played his best overall game as a Razorback ...** Scored 13 points with four assists (his most as a Razorback), a career-high four steals and three blocked shots - tying his most in an SEC game.
- **@ LSU:** Had a **season-high 18 points**, going 8-of-14 from the field ... **Played 30:27, his most as a Razorback**, his ninth time to play 30-plus minutes in his career and first time since 2022 ... Eight field goals made was a season-high and his 14 attempts were one shy of his career high ... Added two steals and two blocked shots.
- **GEORGIA:** Played a key role in Arkansas leading by five at halftime ... Led the team with 10 points in the period, finishing with 11.

| JALEN GRAHAM 2023-24 GAME STATS | | | | | | | | | | | | | | | | | | | | | | | | | |
|---------------------------------|----------|----------|------------|-----------|------------|-------------|----------|----------|-------------|-----------|-----------|-------------|-----------|-----------|-----------|------------|-----------|----------|-----------|-----------|-----------|-----------|------------|------------|-----|
| Opponent | Date | GS | Min | FG | FGA | Pct | 3FG | 3A | Pct | FT | FTA | Pct | O | D | Tot | Avg | PF | FO | A | TO | Blk | Stl | Pts | Avg | |
| ALCORN | 11/06/23 | 14 | 14 | 4 | 6 | .667 | 0 | 0 | .000 | 0 | 2 | .000 | 2 | 6 | 8 | 8.0 | 0 | 0 | 0 | 0 | 0 | 0 | 0 | 8 | 8.0 |
| GARDNER-WEBB | 11/10/23 | 8 | 8 | 2 | 3 | .667 | 0 | 0 | .000 | 0 | 1 | .000 | 1 | 2 | 3 | 5.5 | 1 | 0 | 0 | 0 | 1 | 0 | 0 | 4 | 6.0 |
| OLD DOMINION | 11/13/23 | 6 | 6 | 1 | 3 | .333 | 0 | 0 | .000 | 0 | 0 | .000 | 0 | 0 | 0 | 3.7 | 1 | 0 | 0 | 0 | 0 | 0 | 0 | 2 | 4.7 |
| UNC GREENSBORO | 11/17/23 | DNP | Inj | | | | | | | | | | | | | | | | | | | | | | |
| vs Stanford | 11/22/23 | DNP | Inj | | | | | | | | | | | | | | | | | | | | | | |
| vs Memphis | 11/23/23 | DNP | Inj | | | | | | | | | | | | | | | | | | | | | | |
| vs North Carolina | 11/24/23 | DNP | Inj | | | | | | | | | | | | | | | | | | | | | | |
| DUKE | 11/29/23 | 2 | 0 | 1 | 1 | .000 | 0 | 0 | .000 | 0 | 0 | .000 | 0 | 0 | 0 | 2.8 | 2 | 0 | 0 | 0 | 0 | 1 | 0 | 0 | 3.5 |
| FURMAN | 12/04/23 | 9 | 1 | 3 | 3 | .333 | 0 | 0 | .000 | 0 | 0 | .000 | 2 | 1 | 3 | 2.8 | 2 | 0 | 0 | 0 | 0 | 0 | 2 | 3.2 | |
| vs Oklahoma | 12/09/23 | 16 | 4 | 5 | 1 | .800 | 0 | 0 | .000 | 0 | 0 | .000 | 2 | 3 | 5 | 3.2 | 1 | 0 | 2 | 0 | 2 | 0 | 8 | 4.0 | |
| vs Lipscomb | 12/16/23 | 15 | 5 | 6 | 1 | .833 | 0 | 0 | .000 | 1 | 2 | .500 | 0 | 1 | 1 | 2.9 | 2 | 0 | 1 | 1 | 2 | 0 | 11 | 5.0 | |
| ABILENE CHRISTIAN | 12/21/23 | 13 | 2 | 2 | 1 | 1.000 | 0 | 0 | .000 | 3 | 4 | .750 | 2 | 1 | 3 | 2.9 | 2 | 0 | 0 | 2 | 2 | 0 | 7 | 5.3 | |
| UNCW | 12/30/23 | 26 | 7 | 11 | 1 | .636 | 0 | 0 | .000 | 2 | 2 | 1.000 | 3 | 3 | 6 | 3.2 | 2 | 0 | 0 | 2 | 1 | 0 | 16 | 6.4 | |
| AUBURN | 01/06/24 | * 20 | 2 | 8 | 2 | .250 | 0 | 0 | .000 | 0 | 0 | .000 | 4 | 2 | 6 | 3.5 | 2 | 0 | 0 | 0 | 0 | 2 | 4 | 6.2 | |
| at Georgia | 01/10/24 | 12 | 4 | 8 | 1 | .500 | 0 | 0 | .000 | 1 | 6 | .167 | 1 | 0 | 1 | 3.3 | 1 | 0 | 0 | 1 | 1 | 0 | 9 | 6.5 | |
| at Florida | 01/13/24 | 21 | 4 | 8 | 1 | .500 | 0 | 0 | .000 | 2 | 4 | .500 | 2 | 3 | 5 | 3.4 | 1 | 0 | 0 | 2 | 0 | 0 | 10 | 6.8 | |
| TEXAS A&M | 01/16/24 | 4 | 0 | 0 | 0 | .000 | 0 | 0 | .000 | 0 | 0 | .000 | 0 | 0 | 0 | 3.2 | 2 | 0 | 0 | 0 | 1 | 0 | 0 | 6.2 | |
| SOUTH CAROLINA | 01/20/24 | 6 | 1 | 1 | 1 | 1.000 | 0 | 0 | .000 | 1 | 2 | .500 | 0 | 0 | 0 | 2.9 | 2 | 0 | 1 | 1 | 1 | 0 | 3 | 6.0 | |
| at Ole Miss | 01/24/24 | 13 | 3 | 3 | 1 | 1.000 | 0 | 0 | .000 | 0 | 2 | .000 | 2 | 0 | 2 | 2.9 | 3 | 0 | 2 | 0 | 1 | 0 | 6 | 6.0 | |
| KENTUCKY | 01/27/24 | * 18 | 4 | 7 | 1 | .571 | 0 | 0 | .000 | 0 | 0 | .000 | 0 | 2 | 2 | 2.8 | 4 | 0 | 0 | 2 | 1 | 1 | 8 | 6.1 | |
| at Missouri | 01/31/24 | * 26 | 6 | 11 | 1 | .545 | 0 | 0 | .000 | 1 | 2 | .500 | 1 | 0 | 1 | 2.7 | 5 | 1 | 4 | 3 | 3 | 4 | 13 | 6.5 | |
| at LSU | 02/03/24 | * 30 | 8 | 14 | 1 | .571 | 0 | 1 | .000 | 2 | 3 | .667 | 1 | 3 | 4 | 2.8 | 3 | 0 | 1 | 2 | 2 | 2 | 18 | 7.2 | |
| Totals | | 4 | 259 | 58 | 100 | .580 | 0 | 1 | .000 | 13 | 30 | .433 | 23 | 27 | 50 | 2.8 | 36 | 1 | 11 | 14 | 20 | 10 | 129 | 7.2 | |

| JALEN GRAHAM CAREER STATISTICS | | | | | | | | | | | | | | | | | | | | | | | | | |
|--------------------------------|------------|-----------|-------------|-------------|------------|------------|-------------|----------|-----------|-------------|-----------|------------|-------------|------------|------------|------------|------------|------------|----------|-----------|------------|------------|-----------|------------|------------|
| Year | GP | GS | Min | Avg | FG | FGA | Pct | 3FG | 3FGA | Pct | FT | FTA | Pct | Off | Def | Tot | Avg | PF | FO | Ast | TO | Blk | Stl | Pts | Avg |
| 2019-20 (ASU) | 28 | 2 | 304 | 10.9 | 42 | 61 | .689 | 0 | 0 | .000 | 5 | 14 | .357 | 34 | 43 | 77 | 2.8 | 49 | 0 | 11 | 21 | 29 | 6 | 89 | 3.2 |
| 2020-21 (ASU) | 21 | 19 | 512 | 24.4 | 72 | 131 | .550 | 0 | 1 | .000 | 26 | 45 | .578 | 37 | 69 | 106 | 5.0 | 68 | 4 | 9 | 27 | 34 | 9 | 170 | 8.1 |
| 2021-22 (ASU) | 29 | 22 | 682 | 23.5 | 124 | 255 | .486 | 1 | 18 | .056 | 38 | 72 | .528 | 35 | 97 | 132 | 4.6 | 85 | 2 | 50 | 52 | 27 | 23 | 287 | 9.9 |
| 2022-23 (ARK) | 31 | 0 | 290 | 9.4 | 74 | 113 | .655 | 0 | 3 | .000 | 13 | 35 | .371 | 23 | 47 | 70 | 2.3 | 38 | 0 | 14 | 35 | 14 | 12 | 161 | 5.2 |
| 2023-24 (ARK) | 19 | 4 | 273 | 14.4 | 62 | 107 | .579 | 0 | 1 | .000 | 16 | 36 | .444 | 24 | 29 | 53 | 2.8 | 37 | 1 | 11 | 14 | 20 | 10 | 140 | 7.4 |
| TOTAL | 128 | 47 | 2061 | 16.1 | 329 | 667 | .493 | 1 | 23 | .043 | 98 | 202 | .485 | 153 | 285 | 438 | 3.4 | 277 | 7 | 95 | 149 | 124 | 60 | 757 | 5.9 |



GRAHAM'S PERSONAL BESTS

| | | |
|-------------------------|-----------------------|---------------------------------------|
| POINTS | Season: 18 | at LSU (02/3/24) |
| | Career: 26 | vs Florida (02/18/23) |
| | SEC: 26 | vs Florida (02/18/23) |
| FG MADE | Season: 8 | at LSU (02/3/24) |
| | Career: 12 | vs Florida (02/18/23) |
| | SEC: 12 | vs Florida (02/18/23) |
| FG ATTEMPTED | Season: 14 | at LSU (02/3/24) |
| | Career: 15 | vs Florida (02/18/23) |
| | SEC: 15 | vs Florida (02/18/23) |
| 3-POINT FG MADE | Season: -- | |
| | Career: 1 | vs Oregon (02/17/22) |
| | SEC: -- | |
| 3-PT FG ATTEMPTS | Season: 1 | at LSU (02/3/24) |
| | Career: 2 (2x) | last vs Oregon (02/17/22) |
| | SEC: 1 (3x) | LAST at LSU (02/3/24) |
| FT MADE | Season: 3 | vs Abilene Christian (12/21/23) |
| | Career: 6 (2x) | last vs Stanford (03/05/22) |
| | SEC: 2 | vs Florida (02/18/23) |
| FT ATTEMPTED | Season: 4 | vs Abilene Christian (12/21/23) |
| | Career: 8 (2x) | last vs Stanford (03/05/22) |
| | SEC: 5 | at Auburn (01/07/23) |
| REBOUNDS | Season: 8 | vs Alcorn State (11/06/23) |
| | Career: 12 | vs Washington State (02/27/21) |
| | SEC: 7 | vs Florida (02/18/23) |
| ASSISTS | Season: 4 | at Missouri (01/31/24) |
| | Career: 6 | vs UCLA (02/05/22) |
| | SEC: 4 | at Missouri (01/31/24) |
| STEALS | Season: 4 | at Missouri (01/31/24) |
| | Career: 4 | at Missouri (01/31/24) |
| | SEC: 4 | at Missouri (01/31/24) |
| BLOCKED SHOTS | Season: 3 | at Missouri (01/31/24) |
| | Career: 5 | vs Colorado (11/08/19) |
| | SEC: 3 (2x) | LAST at Missouri (01/31/24) |
| MINUTES | Season: 30:27 | at LSU (02/3/24) |
| | Career: 39:36 | vs UCLA (02/05/22) |
| | SEC: 30:27 | at LSU (02/3/24) |

12 TRAMON MARK

@realbuckets11
@tramonmark

FULL BIO/STATS

6 • 6-6 • 185 • Jr. (3) || Dickinson, Texas (Dickinson HS / Houston) **Pronounced: Truh-Mon**

Including 2023-24, has THREE years of collegiate eligibility ... Major: Sociology ... Born on Sept. 30, 2001, in Nassau Bay, Texas ... Son of Truitt and Vertresa Mark ... Brother: Ivory, Sister: Chloe

• 1 OF 20 ON THE JERRY WEST SHOOTING GUARD OF THE YEAR PRESEASON WATCH LIST

• NAMED TO THE FIVE-MAN BATTLE 4 ATLANTIS ALL-TOURNAMENT TEAM

• Played 76 games with 41 starts in two-plus seasons at Houston (Only played 7 gms in 2021-22 due to a season-ending shoulder injury) ... Played in all 32 games as a freshman as the Cougars reached the Final Four ... Last season, helped #1 seed Cougars reached the NCAA Sweet 16

• **Was injured in the final minutes of the North Carolina game (after he had scored 34 points)** ... Missed the Duke game (later DNP at Ole Miss - migraine).
- **HOWEVER, his last 12 games, averaging 18.8 ppg (225 pts) ... Shooting 40% from 3PT (12-30) ... Has 16 BLKS, 20 assists, 17 steals**

IN THE SEC RANKINGS

5th in FG% (.514) 5th in PPG (17.6 avg) 8th in FG Made (126 - missed 2 gms) 8th in FT Made (95 - missed 2 gms)

• In SEC games ... Leads the team in scoring (18.3), def rebs (41) and steals (16) ... 2nd in total rebs (48) and assists (12)

2023-24 HIGHLIGHTS

- **ALCORN:** Made a **career-high four 3-pointers** (4-of-6) with three assists and a season high 6 boards
- **UNCG:** Scored a season-best 21 points ... Tied his **career-high with nine FG made** and played a **career-high 37:53**.
- **BATTLE 4 ATLANTIS: NAMED TO THE FIVE-MAN ALL-TOURNAMENT TEAM ... STANFORD:** Just missed his career high with a team-best 25 points ... **Made (12) and attempted (15) career highs at the free throw line** ... Scored 19 of his 25 points in the second half and the overtimes ... Made a 3-pointer with 2:06 left in regulation to tie the game at 54 ... His layup with 19 seconds left proved to be the game winner ... **Played a career-high 41:08 ... UNC:** Scored a then career-high 34 points, making a **career-high 13 FG (13-of-17) and tied career-high with 4 3's made (4-of-6)** ... Scored 20 in the first half, going 8-of-8 from the field (2-of-2 3PT) ... Also led the team with five rebounds.
- **FURMAN:** After missing the Duke game, came off the bench to play 26:27 ... Scored seven points with two assists and two steals.
- **LIPSCOMB:** Came off the bench and led the team with 17 points (15 in the first half) ... Made his first three 3's ... Added three rebounds and three assists.
- **ACU:** Recorded his **first career double-double** with 25 points and a **career-high 11 rebounds** (nine defensive and his first two offensive this season) ... Played all 20 minutes of the second half, scoring 17 points (7-of-9 FG / 2-of-2 3PT) and grabbing seven rebounds, as Arkansas turned a seven-point halftime deficit into a 10-point win.
- **UNCW:** His solid game was lost in the shuffle of three other impressive performances ... Scored 18 points (5-of-8 FG / 1-of-2 3PT / 7-of-8 FT).
- **@ GEORGIA: Produced his best overall game** ... Led the team in scoring (24 points), rebounds (7) and steals (3) while tying for the team lead in assists (3) and blocked shots (3) ... **His three blocked shots are a career high** and while both his **three assists and three steals tied season highs** ... Was 10-of-10 at the free throw line and is 1 of 5 Razorbacks to go at least 10-of-10 at the free throw line in an SEC game ... Scored 18 of his points in the second half (going 8-of-8 at the line).
- **TEXAS A&M:** Had a **career-high 35 points - including the game winner with 1.1 seconds left** - to lead Arkansas to the win ... In fact, he scored all nine of Arkansas' final 9 points inside the final 3:43 ... **Had career highs in free throws made (17) and attempted (22)** ... The 17 FT made ties for 5th all-time in school history and ties for 2nd in SEC game ... The 22 FTA ties for 3rd all-time by a Razorback and ties the record for SEC game. ... Played all 40 minutes ... **Tied his career-high with three blocked shots** and added five rebounds.
- **SOUTH CAROLINA:** Led Arkansas with 18 points (2-of-3 3PT and 4-4 FT), 16 coming in the second half.
- **KENTUCKY:** Just missed a double-double with 11 points and eight rebounds (his 2nd-best total of the season) ... Led the team with three assists and had two steals.
- **@ MIZZOU:** Led the team with 22 points (8-of-13 FG and 6-of-8 FT) ... Added three steals and two blocked shots ... With the Tigers making a charge, Markk scored 16 of his 22 in the second half with all four of his rebounds and two steals.
- **@ LSU:** Scored a team-high 20 points, going 7-of-10 from the field and 5-of-5 at the line ... Also led the team with six rebounds and tied for the lead with two steals.
- **GEORGIA:** Scored 13 points, 11 in the second half, and tied for the team lead with five rebounds and three steals (tying a season high) ... Added two assists and two steals ... Scored seven points inside the final seven minutes with a rebound, assist and a steal.

DOUBLE-DOUBLES (1)

JUNIOR (at ARK) (1)
12/21/23 • ABILENE CHRISTIAN 25 pts 11 reb



MARK'S PERSONAL BESTS

- POINTS**
Season: 35 vs Texas A&M (01/16/24)
Career: 35 vs Texas A&M (01/16/24)
SEC: 35 vs Texas A&M (01/16/24)
- FG MADE**
Season: 13 vs North Carolina (11/24/23)
Career: 13 vs North Carolina (11/24/23)
SEC: 8 (2x) LAST at Missouri (01/31/24)
- FG ATTEMPTED**
Season: 17 (2x) LAST vs Kentucky (01/27/24)
Career: 17 (4x) LAST vs Kentucky (01/27/24)
SEC: 17 vs Kentucky (01/27/24)
- 3-POINT FG MADE**
Season: 4 (2x) LAST vs North Carolina (11/24/23)
Career: 4 (2x) LAST vs North Carolina (11/24/23)
SEC: 2 vs Texas A&M (01/16/24)
- 3-PT FG ATTEMPTS**
Season: 6 (2x) LAST vs North Carolina (11/24/23)
Career: 8 vs South Carolina (12/05/20)
SEC: 4 at Georgia (01/10/24)
- FT MADE**
Season: 17 vs Texas A&M (01/16/24)
Career: 17 vs Texas A&M (01/16/24)
SEC: 17 vs Texas A&M (01/16/24)
- FT ATTEMPTED**
Season: 22 vs Texas A&M (01/16/24)
Career: 22 vs Texas A&M (01/16/24)
SEC: 2 vs Texas A&M (01/16/24)
- REBOUNDS**
Season: 11 vs Abilene Christian 12/21/23
Career: 11 vs Abilene Christian 12/21/23
SEC: 8 vs Kentucky (01/27/24)
- ASSISTS**
Season: 3 (4x) LAST vs Kentucky (01/27/24)
Career: 7 vs Cincinnati (03/14/21)
SEC: 3 (2x) at Georgia (01/10/24)
- STEALS**
Season: 3 (4x) LAST vs Georgia (02/10/24)
Career: 4 vs Tulane (02/22/23)
SEC: 3 (3x) LAST vs Georgia (02/10/24)
- BLOCKED SHOTS**
Season: 3 (2x) LAST vs Texas A&M (01/16/24)
Career: 3 (2x) LAST vs Texas A&M (01/16/24)
SEC: 3 (2x) LAST vs Texas A&M (01/16/24)
- MINUTES**
Season: 41:08 vs Stanford (11/22/23)
Career: 41:08 vs Stanford (11/22/23)
SEC: 40:00 vs Texas A&M (01/16/24)

TRAMON MARK 2023-24 GAME STATS

| Opponent | Date | GS | Min | FG | FGA | Pct | 3FG | 3A | Pct | FT | FTA | Pct | O | D | Tot | Avg | PF | FO | A | TO | Blk | Stl | Pts | Avg | |
|-------------------|----------|---------|-----|-----|-----|------|------|----|-------|------|-----|-------|------|---|-----|-----|-----|----|---|----|-----|-----|-----|------|------|
| ALCORN | 11/06/23 | * | 21 | 6 | 8 | .750 | 4 | 6 | .667 | 0 | 0 | .000 | 0 | 1 | 1 | 1.0 | 0 | 0 | 3 | 1 | 0 | 1 | 16 | 16.0 | |
| GARDNER-WEBB | 11/10/23 | * | 27 | 6 | 12 | .500 | 0 | 2 | .000 | 2 | 4 | .500 | 0 | 3 | 3 | 2.0 | 2 | 0 | 2 | 1 | 1 | 0 | 14 | 15.0 | |
| OLD DOMINION | 11/13/23 | * | 21 | 2 | 7 | .286 | 1 | 3 | .333 | 2 | 2 | 1.000 | 0 | 6 | 6 | 3.3 | 4 | 0 | 1 | 0 | 0 | 0 | 7 | 12.3 | |
| UNC GREENSBORO | 11/17/23 | * | 38 | 9 | 15 | .600 | 0 | 2 | .000 | 3 | 5 | .600 | 0 | 2 | 3 | 3.0 | 3 | 0 | 1 | 2 | 0 | 3 | 21 | 14.5 | |
| vs Stanford | 11/22/23 | * | 41 | 6 | 15 | .400 | 1 | 4 | .250 | 12 | 15 | .800 | 0 | 1 | 1 | 2.6 | 4 | 0 | 1 | 1 | 0 | 1 | 25 | 16.6 | |
| vs Memphis | 11/23/23 | * | 26 | 4 | 9 | .444 | 0 | 2 | .000 | 4 | 5 | .800 | 0 | 1 | 1 | 2.3 | 3 | 0 | 0 | 1 | 0 | 1 | 12 | 15.8 | |
| vs North Carolina | 11/24/23 | * | 33 | 13 | 17 | .765 | 4 | 6 | .667 | 4 | 7 | .571 | 0 | 5 | 5 | 2.7 | 3 | 0 | 0 | 1 | 1 | 0 | 34 | 18.4 | |
| DUKE | 11/29/23 | DNP-Inj | | | | | | | | | | | | | | | | | | | | | | | |
| FURMAN | 12/04/23 | | 26 | 3 | 6 | .500 | 0 | 2 | .000 | 1 | 2 | .500 | 0 | 3 | 3 | 2.8 | 3 | 0 | 2 | 4 | 1 | 2 | 7 | 17.0 | |
| vs Oklahoma | 12/09/23 | * | 33 | 3 | 7 | .429 | 0 | 2 | .000 | 2 | 2 | 1.000 | 0 | 2 | 2 | 2.7 | 3 | 0 | 2 | 1 | 0 | 0 | 8 | 16.0 | |
| vs Lipscomb | 12/16/23 | * | 31 | 6 | 12 | .500 | 3 | 4 | .750 | 2 | 2 | 1.000 | 0 | 3 | 3 | 2.7 | 3 | 0 | 3 | 2 | 1 | 0 | 17 | 16.1 | |
| ABILENE CHRISTIAN | 12/21/23 | | 35 | 9 | 14 | .643 | 2 | 2 | 1.000 | 5 | 6 | .833 | 2 | 9 | 11 | 3.5 | 2 | 0 | 2 | 2 | 0 | 0 | 25 | 16.9 | |
| UNCW | 12/30/23 | * | 24 | 5 | 8 | .625 | 1 | 2 | .500 | 7 | 8 | .875 | 1 | 1 | 2 | 3.3 | 5 | 1 | 1 | 0 | 1 | 1 | 18 | 17.0 | |
| AUBURN | 01/06/24 | * | 29 | 3 | 8 | .375 | 1 | 3 | .333 | 3 | 4 | .750 | 1 | 4 | 5 | 3.5 | 1 | 0 | 2 | 1 | 0 | 0 | 10 | 16.5 | |
| at Georgia | 01/10/24 | * | 36 | 7 | 14 | .500 | 0 | 4 | .000 | 10 | 10 | 1.000 | 0 | 7 | 7 | 3.7 | 3 | 0 | 3 | 2 | 3 | 3 | 24 | 17.0 | |
| at Florida | 01/13/24 | * | 30 | 6 | 14 | .429 | 0 | 2 | .000 | 0 | 0 | .000 | 1 | 3 | 4 | 3.7 | 2 | 0 | 2 | 1 | 1 | 2 | 12 | 16.7 | |
| TEXAS A&M | 01/16/24 | * | 40 | 8 | 15 | .533 | 2 | 3 | .667 | 17 | 22 | .773 | 0 | 5 | 5 | 3.8 | 3 | 0 | 0 | 3 | 3 | 0 | 35 | 17.8 | |
| SOUTH CAROLINA | 01/20/24 | * | 32 | 6 | 13 | .462 | 2 | 3 | .667 | 4 | 4 | 1.000 | 0 | 2 | 2 | 3.7 | 2 | 0 | 1 | 1 | 0 | 1 | 18 | 17.8 | |
| at Ole Miss | 01/24/24 | DNP-III | | | | | | | | | | | | | | | | | | | | | | | |
| KENTUCKY | 01/27/24 | * | 37 | 5 | 17 | .294 | 0 | 4 | .000 | 1 | 2 | .500 | 1 | 7 | 8 | 3.9 | 2 | 0 | 3 | 3 | 0 | 2 | 11 | 17.4 | |
| at Missouri | 01/31/24 | * | 34 | 8 | 13 | .615 | 0 | 0 | .000 | 6 | 8 | .750 | 0 | 4 | 4 | 3.9 | 4 | 0 | 1 | 3 | 2 | 3 | 22 | 17.7 | |
| at LSU | 02/03/24 | * | 34 | 7 | 13 | .538 | 1 | 3 | .333 | 5 | 5 | 1.000 | 2 | 4 | 6 | 4.1 | 2 | 0 | 0 | 1 | 1 | 2 | 20 | 17.8 | |
| GEORGIA | 02/10/24 | * | 39 | 4 | 8 | .500 | 0 | 0 | .000 | 5 | 8 | .625 | 0 | 5 | 5 | 4.1 | 1 | 0 | 2 | 2 | 2 | 3 | 13 | 17.6 | |
| Totals | | | 18 | 667 | 126 | 245 | .514 | 22 | 59 | .373 | 95 | 121 | .785 | 8 | 78 | 86 | 4.1 | 55 | 1 | 32 | 33 | 17 | 25 | 369 | 17.6 |

TRAMON MARK CAREER STATISTICS

| Year | GP | GS | Min | Avg | FG | FGA | Pct | 3FG | 3FGA | Pct | FT | FTA | Pct | Off | Def | Tot | Avg | PF | FO | Ast | TO | Blk | Stl | Pts | Avg |
|---------------|----|----|------|------|-----|-----|------|-----|------|------|-----|-----|------|-----|-----|-----|-----|-----|----|-----|-----|-----|-----|------|------|
| 2020-21 (UH) | 32 | 4 | 642 | 20.1 | 85 | 224 | .379 | 19 | 73 | .260 | 62 | 81 | .765 | 24 | 71 | 95 | 3.0 | 55 | 1 | 55 | 37 | 5 | 30 | 251 | 7.8 |
| 2021-22 (UH)* | 7 | 0 | 143 | 20.4 | 25 | 55 | .455 | 5 | 18 | .278 | 16 | 17 | .941 | 3 | 14 | 17 | 2.4 | 17 | 0 | 17 | 10 | 2 | 10 | 71 | 10.1 |
| 2022-23 (UH) | 37 | 37 | 1088 | 29.4 | 128 | 328 | .390 | 29 | 119 | .328 | 80 | 102 | .784 | 47 | 134 | 181 | 4.9 | 71 | 1 | 67 | 45 | 15 | 39 | 375 | 10.1 |
| 2023-24 (ARK) | 21 | 18 | 667 | 31.8 | 126 | 245 | .514 | 22 | 59 | .373 | 95 | 121 | .785 | 8 | 78 | 86 | 4.1 | 55 | 1 | 32 | 33 | 17 | 25 | 369 | 17.6 |
| TOTAL | 97 | 59 | 2540 | 26.2 | 364 | 852 | .427 | 75 | 269 | .279 | 253 | 321 | .788 | 82 | 297 | 379 | 3.9 | 198 | 3 | 171 | 125 | 39 | 104 | 1056 | 10.9 |

* - Received a medical redshirt

15 MAKHI MITCHELL

@mothekid03
@thats_khi

FULL BIO/STATS

F/C • 6-10 • 240 • 5th Yr Sr. (1) | Washington, D.C. (Woodrow Wilson HS / Rhode Island) **Pronounced: Ma-KI**

The 2023-24 season is his final year of collegiate eligibility ... Major: Sociology ... Born on Jan. 31, 2000, in Washington, D.C. ... Son of Maria Mitchell ... Has a twin brother (Makhel) that plays at Little Rock

- Joined the Razorback squad with his twin Makhel for 2022-23 after they played two seasons at Rhode Island and one at Maryland ... Makhel now plays at Little Rock ... Makhi is the older of the twins by two minutes.
- His season FG% of .662 (104-of-157) in 2022-23 ranks fourth on the Razorback single-season list ... Was 1 of 4 Hogs to play all 36 games in 2022-23 ... Started 31 games

- **FOR THE FIRST TIME IN HIS CAREER: Has 30 CAREER DOUBLE-DIGITS IN FOUR STRAIGHT** thanks to going 21-of-26 at the free throw line with 35 rebounds and seven blocked shots
- **Ranks 9th in the SEC with 29 blocked shots and 7th in blocks/gm at 1.26**
- **Has 21 blocked shots over his last 14 games including five games with three rejections**
- **Leads the team with 14 assists in SEC games (tied with Tramon Mark)**

2023-24 HIGHLIGHTS

- **GWU:** In 17 minutes, was a team-best +23 ... Had five points, five rebounds, two assists and four blocked shots.
- **ODU:** Had a **double-double (15 points and 10 rebounds)** and was 6-of-7 from the field ... Mitchell's 15 points tied his best point production as a Razorback and it was his 11th career double-double and 15th career game with double-digit rebounds.
- **DUKE:** Led the team with a +12, making all three of his shots to score six points.
- **OKLAHOMA:** Led the team with six rebounds and three blocked shots while adding nine points (making a season-high 5-of-6 at the line), two steals and two assists.
- **LIPSCOMB:** Was 6-of-6 from the field and scored 12 points ... Added five rebounds and a blocked shot.
- **@ GEORGIA:** Tied for the team lead with three assists and three blocked shots.
- **@ FLORIDA:** Once again had three blocked shots.
- **KENTUCKY:** Played perhaps his best overall game as a Razorback (until topping it the next game) ... Recorded his second **double-double** of the season and 12th of his career with **12 points and 13 rebounds** while adding four blocked shots, a steal and an assist ... Was 8-of-10 at the free throw line with the eight makes tying his career high and the 10 attempts were his most in an SEC game ... Also, his **12 points, 13 rebounds and four blocked shots were his most in an SEC game**
- **@ MIZZOU:** Had a **career game (on his 24th birthday) in the win** with his **second-straight double-double** (his first time to post double-doubles in back-to-back games) with **19 points and 14 rebounds ... Tied his career-high with 19 points** while making a **career-high eight field goals** (entered the game with three dunks for the year and had four vs the Tigers) ... His 14 rebounds were his best in an SEC game while ranking as his second-best career total ... Helped Arkansas to a 19-point halftime lead with 14 points and eight rebounds ... Was the first Hog with at least 19 and 14 in a game since Oliver Miller (23 and 17) versus Minnesota (11/25/91).
- **@ LSU:** For the third straight game, scored in double figures with 10 points (3-of-4 FG / 4-of-4 FT) and led the team with four assists, tying his SEC high.
- **GEORGIA:** Pumped in 14 (4-of-6 FG and 6-of-8 FT) with three blocked shots while tying for the team lead with five rebounds ... Scored 10 in the second half (3-of-3 FG) ... **INSIDE THE FINAL THREE MINUTES, hit a layup to put Arkansas up one (69-68) with 2:26 left, assisted on a 3-pointer to put Arkansas up two (72-70), made a layup with 54 seconds left to put Arkansas up two (74-72) and got a defensive rebounds then hit two free throws for a five-point Arkansas lead (77-72).**

CAREER DOUBLE-DOUBLES (13)

| | |
|---------------------------------|-----------------|
| SOPHOMORE (at URI) | (1) |
| 12/02/20 • SETON HALL | 11 pts 11 reb |
| JUNIOR (at URI) | (7) |
| 11/12/21 • BRYANT | 11 pts 18 reb |
| 11/27/21 • GEORGIA STATE | 10 pts 12 reb |
| 12/13/21 • at Milwaukee | 16 pts 10 reb |
| 01/28/22 • at Dayton | 12 pts 11 reb |
| 02/05/22 • UMASS | 13 pts 13 reb |
| 02/12/22 • DAVIDSON | 16 pts 11 reb |
| 02/19/22 • at George Washington | 13 pts 10 reb |
| SENIOR (at ARK) | (2) |
| 12/06/22 • UNC GREENSBORO | 13 pts 14 reb |
| 02/18/23 • FLORIDA | 10 pts 10 reb |
| 5th-YR SENIOR (at ARK) | (3) |
| 11/13/23 • OLD DOMINION | 15 pts 11 reb |
| 01/24/24 • KENTUCKY | # 12 pts 13 reb |
| 01/31/24 • at Missouri | # 19 pts 14 reb |

- back-to-back games



MAKHI'S PERSONAL BESTS

| | | |
|-------------------------|------------------------|---|
| POINTS | Season: 19 | at Missouri (01/31/24) |
| | Career: 19 (2x) | LAST at Missouri (01/31/24) |
| | SEC: 19 | at Missouri (01/31/24) |
| FG MADE | Season: 8 | at Missouri (01/31/24) |
| | Career: 8 | at Missouri (01/31/24) |
| | SEC: 8 | at Missouri (01/31/24) |
| FG ATTEMPTED | Season: 13 | at Missouri (01/31/24) |
| | Career: 13 | at Missouri (01/31/24) |
| | SEC: 13 | at Missouri (01/31/24) |
| 3-POINT FG MADE | Season: -- | |
| | Career: 1 (8x) | LAST at Vanderbilt (01/14/23) |
| | SEC: 1 | at Vanderbilt (01/14/23) |
| 3-PT FG ATTEMPTS | Season: -- | |
| | Career: 3 | at Saint Joseph's (03/05/22) |
| | SEC: 1 | at Vanderbilt (01/14/23) |
| FT MADE | Season: 8 | vs Kentucky (01/27/24) |
| | Career: 8 (2x) | LAST vs Kentucky (01/27/24) |
| | SEC: 8 | vs Kentucky (01/27/24) |
| FT ATTEMPTED | Season: 10 | vs Kentucky (01/27/24) |
| | Career: 12 (2x) | last vs G. Washington (01/22/22) |
| | SEC: 10 | vs Kentucky (01/27/24) |
| REBOUNDS | Season: 14 | at Missouri (01/31/24) |
| | Career: 18 | vs Bryant (11/21/21) |
| | SEC: 14 | at Missouri (01/31/24) |
| ASSISTS | Season: 3 | at Georgia (01/10/24) |
| | Career: 8 | at UMass (01/15/22) |
| | SEC: 4 (2x) | LAST at LSU (02/3/24) |
| STEALS | Season: 2 | vs Oklahoma (12/09/23) |
| | Career: 3 (5x) | LAST vs UNCA (12/21/22) |
| | SEC: 1 (4x) | LAST vs Kentucky (01/27/24) |
| BLOCKED SHOTS | Season: 4 (2x) | LAST vs Kentucky (01/27/24) |
| | Career: 6 | vs Saint Louis (03/03/22) |
| | SEC: 4 | vs Kentucky (01/27/24) |
| MINUTES | Season: 33:43 | at Missouri (01/31/24) |
| | Career: 35:53 | at LSU (12/28/22) |
| | SEC: 35:53 | at LSU (12/28/22) |

MAKHI MITCHELL 2023-24 GAME STATS

| Opponent | Date | GS | Min | FG | FGA | Pct | 3FG | 3A | Pct | FT | FTA | Pct | O | D | Tot | Avg | PF | FO | A | TO | Blk | Stl | Pts | Avg |
|-------------------|----------|----------|------------|-----------|-----------|-------------|----------|----------|-------------|-----------|-----------|-------------|-----------|-----------|-----------|------------|-----------|----------|-----------|-----------|-----------|----------|------------|------------|
| ALCORN | 11/06/23 | 4 | 0 | 0 | .000 | 0 | 0 | .000 | 0 | 0 | .000 | 0 | 0 | 0 | 0.0 | 1 | 0 | 0 | 0 | 0 | 0 | 0 | 0 | 0.0 |
| GARDNER-WEBB | 11/10/23 | 17 | 1 | 2 | .500 | 0 | 0 | .000 | 3 | 4 | .750 | 1 | 4 | 5 | 2.5 | 1 | 0 | 2 | 1 | 4 | 0 | 0 | 5 | 2.5 |
| OLD DOMINION | 11/13/23 | 30 | 6 | 7 | .857 | 0 | 0 | .000 | 3 | 5 | .600 | 3 | 7 | 10 | 5.0 | 1 | 0 | 1 | 0 | 1 | 0 | 0 | 15 | 6.7 |
| UNC GREENSBORO | 11/17/23 | 8 | 1 | 1 | 1.000 | 0 | 0 | .000 | 0 | 0 | .000 | 0 | 0 | 0 | 3.8 | 4 | 0 | 1 | 2 | 1 | 0 | 2 | 5.5 | |
| vs Stanford | 11/22/23 | * | 17 | 3 | 7 | .429 | 0 | 0 | .000 | 0 | 0 | .000 | 2 | 1 | 3 | 3.6 | 0 | 0 | 1 | 0 | 1 | 0 | 6 | 5.6 |
| vs Memphis | 11/23/23 | * | 17 | 2 | 2 | 1.000 | 0 | 0 | .000 | 0 | 1 | .000 | 0 | 2 | 2 | 3.3 | 4 | 0 | 1 | 2 | 2 | 0 | 4 | 5.3 |
| vs North Carolina | 11/24/23 | * | 11 | 2 | 5 | .400 | 0 | 0 | .000 | 1 | 1 | 1.000 | 0 | 1 | 1 | 3.0 | 5 | 1 | 0 | 1 | 0 | 0 | 5 | 5.3 |
| DUKE | 11/29/23 | 10 | 3 | 3 | 1.000 | 0 | 0 | .000 | 0 | 0 | .000 | 0 | 3 | 3 | 3.0 | 4 | 0 | 1 | 0 | 0 | 1 | 0 | 6 | 5.4 |
| FURMAN | 12/04/23 | 12 | 4 | 5 | .800 | 0 | 0 | .000 | 0 | 0 | .000 | 1 | 1 | 2 | 2.9 | 1 | 0 | 1 | 3 | 0 | 1 | 0 | 8 | 5.7 |
| vs Oklahoma | 12/09/23 | 27 | 2 | 3 | .667 | 0 | 0 | .000 | 5 | 6 | .833 | 1 | 5 | 6 | 3.2 | 1 | 0 | 2 | 0 | 3 | 2 | 0 | 9 | 6.0 |
| vs Lipscomb | 12/16/23 | 19 | 6 | 6 | 1.000 | 0 | 0 | .000 | 0 | 0 | .000 | 1 | 4 | 5 | 3.4 | 1 | 0 | 0 | 0 | 1 | 0 | 0 | 12 | 6.5 |
| ABILENE CHRISTIAN | 12/21/23 | 8 | 0 | 1 | 1.000 | 0 | 0 | .000 | 1 | 2 | .500 | 0 | 3 | 3 | 3.3 | 3 | 0 | 1 | 2 | 1 | 0 | 1 | 6 | 6.1 |
| UNCW | 12/30/23 | 3 | 0 | 0 | .000 | 0 | 0 | .000 | 0 | 0 | .000 | 0 | 1 | 1 | 3.2 | 1 | 0 | 0 | 1 | 2 | 0 | 0 | 0 | 5.6 |
| AUBURN | 01/06/24 | 9 | 1 | 3 | .333 | 0 | 0 | .000 | 0 | 0 | .000 | 0 | 3 | 3 | 3.1 | 1 | 0 | 1 | 0 | 0 | 0 | 2 | 5.4 | |
| at Georgia | 01/10/24 | * | 23 | 3 | 4 | .750 | 0 | 0 | .000 | 1 | 1 | 1.000 | 1 | 5 | 6 | 3.3 | 4 | 0 | 3 | 4 | 3 | 1 | 7 | 5.5 |
| at Florida | 01/13/24 | * | 23 | 0 | 3 | .000 | 0 | 0 | .000 | 0 | 0 | .000 | 1 | 3 | 4 | 3.4 | 1 | 0 | 2 | 3 | 0 | 0 | 0 | 5.1 |
| TEXAS A&M | 01/16/24 | 3 | 0 | 0 | .000 | 0 | 0 | .000 | 0 | 0 | .000 | 0 | 0 | 0 | 3.2 | 1 | 0 | 1 | 0 | 0 | 0 | 0 | 4.8 | |
| SOUTH CAROLINA | 01/20/24 | 5 | 2 | 3 | .667 | 0 | 0 | .000 | 0 | 0 | .000 | 0 | 1 | 1 | 3.1 | 3 | 0 | 1 | 1 | 0 | 0 | 0 | 4 | 4.8 |
| at Ole Miss | 01/24/24 | 12 | 2 | 4 | .500 | 0 | 0 | .000 | 0 | 0 | .000 | 1 | 0 | 1 | 2.9 | 3 | 0 | 0 | 1 | 1 | 0 | 4 | 4.7 | |
| KENTUCKY | 01/27/24 | 33 | 2 | 5 | .400 | 0 | 0 | .000 | 8 | 10 | .800 | 4 | 9 | 13 | 3.5 | 0 | 0 | 1 | 1 | 4 | 1 | 0 | 12 | 5.1 |
| at Missouri | 01/31/24 | 34 | 8 | 13 | .615 | 0 | 0 | .000 | 3 | 4 | .750 | 5 | 9 | 14 | 4.0 | 3 | 0 | 2 | 2 | 0 | 0 | 0 | 19 | 5.8 |
| at LSU | 02/03/24 | 29 | 3 | 4 | .750 | 0 | 0 | .000 | 4 | 4 | 1.000 | 0 | 3 | 3 | 3.9 | 3 | 0 | 4 | 2 | 0 | 1 | 0 | 10 | 6.0 |
| GEORGIA | 02/10/24 | 25 | 4 | 6 | .667 | 0 | 0 | .000 | 6 | 8 | .750 | 1 | 4 | 5 | 4.0 | 2 | 0 | 1 | 1 | 3 | 0 | 0 | 14 | 6.3 |
| Totals | | 5 | 379 | 55 | 87 | .632 | 0 | 0 | .000 | 35 | 46 | .761 | 22 | 69 | 91 | 4.0 | 48 | 1 | 24 | 27 | 29 | 8 | 145 | 6.3 |

MAKHI MITCHELL CAREER STATISTICS

| Year | GP | GS | Min | Avg | FG | FGA | Pct | 3FG | 3FGA | Pct | FT | FTA | Pct | Off | Def | Tot | Avg | PF | FO | Ast | TO | Blk | Stl | Pts | Avg |
|---------------|------------|-----------|-------------|-------------|------------|------------|-------------|----------|-----------|-------------|------------|------------|-------------|------------|------------|------------|------------|------------|-----------|------------|------------|------------|-----------|------------|------------|
| 2019-20 (MD) | 12 | 6 | 111 | 9.2 | 12 | 34 | .353 | 0 | 0 | .000 | 12 | 22 | .545 | 10 | 29 | 39 | 3.3 | 19 | 0 | 2 | 8 | 8 | 2 | 36 | 3.0 |
| 2020-21 (URI) | 7 | 2 | 112 | 16.1 | 12 | 26 | .462 | 0 | 0 | .000 | 17 | 28 | .607 | 6 | 28 | 34 | 4.9 | 22 | 1 | 2 | 10 | 4 | 4 | 41 | 5.9 |
| 2021-22 (URI) | 31 | 27 | 749 | 24.1 | 121 | 232 | .522 | 7 | 23 | .304 | 59 | 113 | .522 | 50 | 175 | 225 | 7.3 | 91 | 2 | 48 | 87 | 43 | 30 | 308 | 9.9 |
| 2022-23 (ARK) | 36 | 31 | 727 | 20.2 | 104 | 157 | .662 | 1 | 1 | 1.000 | 43 | 66 | .652 | 58 | 134 | 192 | 5.3 | 97 | 7 | 39 | 33 | 49 | 31 | 252 | 7.0 |
| 2023-24 (ARK) | 23 | 5 | 379 | 16.5 | 55 | 87 | .632 | 0 | 0 | .000 | 35 | 46 | .761 | 22 | 69 | 91 | 4.0 | 48 | 1 | 24 | 27 | 29 | 8 | 145 | 6.3 |
| TOTAL | 109 | 71 | 2078 | 19.1 | 304 | 536 | .567 | 8 | 24 | .333 | 166 | 275 | .604 | 146 | 435 | 581 | 5.3 | 277 | 11 | 115 | 165 | 133 | 75 | 782 | 7.2 |

24 JEREMIAH DAVENPORT

@J24Davenport
@jaydav2x

FULL BIO/STATS

G • 6-6 • 215 • Grad Sr. (1) || Cincinnati, Ohio (Hargrave Military (Va.) Acad. / Cincinnati)

2023-24 is his final year of collegiate eligibility ... Graduated from Cincinnati (2023) - Interdisciplinary Studies ... Pursuing a second undergraduate degree from Arkansas in Arts & Sciences ... Born on Sept. 24, 1999, in Cincinnati, Ohio ... Son of the late Darren Davenport and Sheila Davenport ... Brothers: Michael & Joshua. Sisters: Gabrielle, Naomi & Deborah.

- Comes to Arkansas after playing four seasons at Cincinnati ... For his career, he played 109 games with 61 starts and averaged 9.7 points (1,060 total) and 4.2 rebounds while shooting 34.7% (205-590) from 3-point range and 78.4% (145-185) from the free throw line
- Comes from a basketball family with mother Sheila (Morehead State), father Darren (Alcorn State), brother Michael (St. Deborah (Northwest Florida, current) playing college basketball)

• Arkansas is 6-2 with Davenport in the starting lineup

2023-24 HIGHLIGHTS

- **DUKE:** Drew the start and scored six points thanks to a pair of 3-pointers late in the first half ... The second coming with 24 second left to give Arkansas a one-point lead.
- **OKLAHOMA:** Scored 12 points, making two 3's and four free throws.
- **LIPSCOMB:** Had his best stat sheet stuffer game with nine points, four rebounds, three assists and two steals.
- @ **GEORGIA:** Tied his season high with four rebounds.
- @ **FLORIDA:** Earned the start and responded with a **season-high 13 points**, making a pair of 3-pointers and going 5-of-7 at the line ... Tied his season high with three assists.
- **SOUTH CAROLINA:** Scored eight points, a team-best seven in the first half to keep Arkansas in striking distance.

CAREER DOUBLE-DOUBLES (4)

| | |
|-----------------------------|----------------|
| SOPHOMORE (at Cincy) | (1) |
| 01/07/21 • at SMU | 18 pts 10 reb |
| JUNIOR (at Cincy) | (3) |
| 01/01/22 • TULANE | 19 pts 10 reb |
| 02/15/22 • MEMPHIS | 20 pts 11 reb |
| 02/23/22 • at UCF | 150 pts 12 reb |



DAVENPORT'S PERSONAL BESTS

| POINTS | |
|------------------|----------------------------------|
| Season: 13 | at Florida (01/13/24) |
| Career: 27 | vs Tulane (02/26/21) |
| SEC: 13 | at Florida (01/13/24) |
| FG MADE | |
| Season: 3 (4x) | LAST vs Texas A&M (01/16/24) |
| Career: 10 | vs Tulane (02/26/21) |
| SEC: 3 (3x) | LAST vs Texas A&M (01/16/24) |
| FG ATTEMPTED | |
| Season: 10 | vs Lipscomb (12/16/23) |
| Career: 16 (2x) | LAST vs East Carolina (02/26/21) |
| SEC: 9 | vs Texas A&M (01/16/24) |
| 3-POINT FG MADE | |
| Season: 2 (6x) | LAST vs Texas A&M (01/16/24) |
| Career: 7 (2x) | LAST vs Tulsa (01/20/22) |
| SEC: 2 | vs Texas A&M (01/16/24) |
| 3-PT FG ATTEMPTS | |
| Season: 7 | at Florida (01/13/24) |
| Career: 11 (2x) | LAST vs Houston (03/11/22) |
| SEC: 7 | at Florida (01/13/24) |
| FT MADE | |
| Season: 5 | at Florida (01/13/24) |
| Career: 5 (7x) | LAST at Florida (01/13/24) |
| SEC: 5 | at Florida (01/13/24) |
| FT ATTEMPTED | |
| Season: 7 | at Florida (01/13/24) |
| Career: 9 | vs Tulane (01/01/22) |
| SEC: 7 | at Florida (01/13/24) |
| REBOUNDS | |
| Season: 4 (2x) | LAST at Georgia (01/10/24) |
| Career: 12 | at UCF (02/23/22) |
| SEC: 4 | at Georgia (01/10/24) |
| ASSISTS | |
| Season: 3 (3x) | LAST at Florida (01/13/24) |
| Career: 6 (2x) | LAST vs Louisville (11/23/22) |
| SEC: 3 | at Florida (01/13/24) |
| STEALS | |
| Season: 2 | vs Lipscomb (12/16/23) |
| Career: 4 | vs SMU (03/12/21) |
| SEC: 1 | at Florida (01/13/24) |
| BLOCKED SHOTS | |
| Season: 2 | vs UNC Greensboro (11/17/23) |
| Career: 2 (4x) | LAST vs UNC (11/17/23) |
| SEC: 1 (2x) | LAST at Missouri (01/31/24) |
| MINUTES | |
| Season: 27:11 | vs Lipscomb (12/16/23) |
| Career: 37:16 | vs Vanderbilt (03/04/21) |
| SEC: 25:10 | at Florida (01/13/24) |

JEREMIAH DAVENPORT 2023-24 GAME STATS

| Opponent | Date | GS | Min | FG | FGA | Pct | 3FG | 3A | Pct | FT | FTA | Pct | O | D | Tot | Avg | PF | FO | A | TO | Blk | Stl | Pts | Avg |
|-------------------|----------|----------|------------|-----------|-----------|-------------|-----------|-----------|-------------|-----------|-----------|-------------|----------|-----------|-----------|------------|-----------|----------|-----------|-----------|----------|----------|-----------|------------|
| ALCORN | 11/06/23 | 19 | 1 | 6 | .167 | 1 | 6 | .167 | 0 | 0 | .000 | 2 | 1 | 3 | 3.0 | 1 | 0 | 3 | 0 | 1 | 0 | 3 | 3.0 | |
| GARDNER-WEBB | 11/10/23 | 12 | 1 | 5 | .200 | 1 | 3 | .333 | 2 | 2 | 1.000 | 1 | 2 | 3 | 3.0 | 0 | 0 | 0 | 1 | 1 | 0 | 5 | 4.0 | |
| OLD DOMINION | 11/13/23 | 13 | 1 | 4 | .250 | 1 | 2 | .500 | 0 | 0 | .000 | 0 | 1 | 1 | 2.3 | 0 | 0 | 0 | 0 | 0 | 0 | 3 | 3.7 | |
| UNC GREENSBORO | 11/17/23 | * 6 | 0 | 1 | .000 | 0 | 1 | .000 | 0 | 0 | .000 | 0 | 0 | 0 | 1.8 | 1 | 0 | 0 | 0 | 2 | 0 | 0 | 2.8 | |
| vs Stanford | 11/22/23 | * 10 | 0 | 1 | .000 | 0 | 1 | .000 | 0 | 0 | .000 | 0 | 0 | 0 | 1.4 | 1 | 0 | 0 | 1 | 0 | 0 | 0 | 2.2 | |
| vs Memphis | 11/23/23 | DNP-Inj | | | | | | | | | | | | | | | | | | | | | | |
| vs North Carolina | 11/24/23 | 25 | 3 | 8 | .375 | 1 | 5 | .200 | 2 | 2 | 1.000 | 0 | 1 | 1 | 1.3 | 3 | 0 | 1 | 2 | 0 | 1 | 9 | 3.3 | |
| DUKE | 11/29/23 | * 15 | 2 | 4 | .500 | 2 | 4 | .500 | 0 | 0 | .000 | 0 | 0 | 0 | 1.1 | 0 | 0 | 1 | 0 | 1 | 0 | 6 | 3.7 | |
| FURMAN | 12/04/23 | * 11 | 2 | 4 | .500 | 0 | 2 | .000 | 0 | 0 | .000 | 0 | 0 | 0 | 1.0 | 1 | 0 | 1 | 0 | 1 | 1 | 4 | 3.8 | |
| vs Oklahoma | 12/09/23 | 18 | 3 | 6 | .500 | 2 | 5 | .400 | 4 | 6 | .667 | 0 | 1 | 1 | 1.0 | 1 | 0 | 1 | 0 | 1 | 0 | 12 | 4.7 | |
| vs Lipscomb | 12/16/23 | * 27 | 3 | 10 | .300 | 2 | 6 | .333 | 1 | 2 | .500 | 2 | 2 | 4 | 1.3 | 1 | 0 | 3 | 1 | 0 | 2 | 9 | 5.1 | |
| ABILENE CHRISTIAN | 12/21/23 | * 5 | 0 | 2 | .000 | 0 | 2 | .000 | 0 | 0 | .000 | 0 | 1 | 1 | 1.3 | 1 | 0 | 0 | 0 | 0 | 0 | 0 | 4.6 | |
| UNCW | 12/30/23 | 4 | 1 | 2 | .500 | 0 | 0 | .000 | 0 | 0 | .000 | 1 | 0 | 1 | 1.3 | 2 | 0 | 0 | 0 | 0 | 0 | 2 | 4.4 | |
| AUBURN | 01/06/24 | DNP | | | | | | | | | | | | | | | | | | | | | | |
| at Georgia | 01/10/24 | 22 | 3 | 7 | .429 | 1 | 5 | .200 | 0 | 0 | .000 | 1 | 3 | 4 | 1.5 | 2 | 0 | 1 | 0 | 0 | 0 | 7 | 4.6 | |
| at Florida | 01/13/24 | * 25 | 3 | 7 | .429 | 2 | 3 | .667 | 5 | 7 | .714 | 0 | 0 | 0 | 1.4 | 1 | 0 | 3 | 0 | 0 | 1 | 13 | 5.2 | |
| TEXAS A&M | 01/16/24 | 15 | 3 | 9 | .333 | 2 | 6 | .333 | 0 | 0 | .000 | 0 | 1 | 1 | 1.3 | 2 | 0 | 0 | 1 | 1 | 0 | 8 | 5.4 | |
| OUTH CAROLINA | 01/20/24 | 21 | 2 | 6 | .333 | 1 | 4 | .250 | 3 | 4 | .750 | 1 | 0 | 1 | 1.3 | 3 | 0 | 1 | 1 | 0 | 0 | 8 | 5.6 | |
| at Ole Miss | 01/24/24 | 16 | 1 | 5 | .200 | 1 | 5 | .200 | 0 | 0 | .000 | 0 | 3 | 3 | 1.4 | 1 | 0 | 2 | 2 | 0 | 0 | 3 | 5.4 | |
| KENTUCKY | 01/27/24 | 13 | 0 | 2 | .000 | 0 | 2 | .000 | 1 | 2 | .500 | 0 | 0 | 0 | 1.3 | 0 | 0 | 0 | 0 | 0 | 0 | 1 | 5.2 | |
| at Missouri | 01/31/24 | 14 | 0 | 1 | .000 | 0 | 1 | .000 | 0 | 0 | .000 | 0 | 3 | 3 | 1.4 | 4 | 0 | 0 | 2 | 1 | 0 | 0 | 4.9 | |
| at LSU | 02/03/24 | 11 | 1 | 4 | .250 | 1 | 3 | .333 | 2 | 2 | 1.000 | 1 | 2 | 3 | 1.5 | 4 | 0 | 1 | 1 | 0 | 0 | 5 | 4.9 | |
| GEORGIA | 02/10/24 | * 3 | 0 | 0 | .000 | 0 | 0 | .000 | 0 | 0 | .000 | 0 | 0 | 0 | 1.4 | 0 | 0 | 0 | 1 | 0 | 0 | 0 | 4.7 | |
| Totals | | 8 | 305 | 30 | 94 | .319 | 18 | 66 | .273 | 20 | 27 | .741 | 9 | 21 | 30 | 1.4 | 29 | 0 | 17 | 14 | 8 | 6 | 98 | 4.7 |

JEREMIAH DAVENPORT CAREER STATISTICS

| Year | GP | GS | Min | Avg | FG | FGA | Pct | 3FG | 3FGA | Pct | FT | FTA | Pct | Off | Def | Tot | Avg | PF | FO | Ast | TO | Blk | Stl | Pts | Avg |
|---------------|------------|-----------|-------------|-------------|------------|------------|-------------|------------|------------|-------------|------------|------------|-------------|------------|------------|------------|------------|------------|----------|------------|------------|-----------|-----------|-------------|------------|
| 2019-20 (UC) | 18 | 0 | 122 | 6.8 | 10 | 30 | .333 | 2 | 14 | .143 | 13 | 17 | .765 | 6 | 12 | 18 | 1.0 | 18 | 0 | 2 | 11 | 0 | 6 | 35 | 1.9 |
| 2020-21 (UC) | 23 | 14 | 656 | 28.5 | 96 | 210 | .457 | 48 | 127 | .378 | 30 | 39 | .769 | 29 | 86 | 115 | 5.0 | 42 | 0 | 39 | 42 | 3 | 19 | 270 | 11.7 |
| 2021-22 (UC) | 32 | 32 | 861 | 26.9 | 144 | 366 | .393 | 83 | 231 | .359 | 58 | 76 | .763 | 53 | 122 | 175 | 5.5 | 80 | 2 | 24 | 42 | 11 | 19 | 429 | 13.4 |
| 2022-23 (UC) | 36 | 15 | 919 | 25.5 | 105 | 299 | .351 | 72 | 218 | .330 | 44 | 53 | .830 | 38 | 113 | 151 | 4.2 | 60 | 2 | 53 | 24 | 11 | 27 | 326 | 9.1 |
| 2023-24 (ARK) | 21 | 8 | 305 | 14.5 | 30 | 94 | .319 | 18 | 66 | .273 | 20 | 27 | .741 | 9 | 21 | 30 | 1.4 | 29 | 0 | 17 | 14 | 8 | 6 | 98 | 4.7 |
| TOTAL | 122 | 69 | 2863 | 23.5 | 385 | 999 | .385 | 223 | 656 | .340 | 165 | 212 | .778 | 135 | 354 | 489 | 4.0 | 229 | 4 | 135 | 133 | 33 | 77 | 1158 | 9.5 |

21 CADE ARBOGAST

FULL BIO/STATS

G • 6-3 • 175 • Grad. Sr. (1) || Concord, Calif. (De La Salle HS / Lane (Ore.) CC)

@cadearbogast

@cadearbogast

*2023-24 is his final year of collegiate eligibility
Graduated from Arkansas (2023) - B.S. in Communications
Pursuing a second undergraduate degree from Arkansas in Arts & Sciences
Born on August 23, 2000, in Walnut Creek, Calif. • Son of Peter and Carol Arbogast • Sister: Riley*

- Third-year walkon ... Was on scholarship for the spring semester of 2022
- Named to the **2022-23 SEC Winter Academic Honor Roll ... On the Department's AD Honor Roll (3.5-3.99 GPA) for Fall 2023.**

2022-23 (Jr.at Arkansas):

- Scored his first collegiate points – a 3-pointer (1:32 in the 2nd half) [that blew the roof off Bud Walton Arena](#) – in the San Jose State win.

2021-22 (So. at Arkansas):

- Came to Arkansas as a walkon but earned a scholarship on Jan. 21 ([watch](#)) ... Played in four games, including the NCAA second-round win over New Mexico State ... Grabbed three rebounds and added an assist in the win at Georgia.



CADE ARBOGAST CAREER STATISTICS

| Year | GP | GS | Min | Avg | FG | FGA | Pct | 3FG | 3FGA | Pct | FT | FTA | Pct | Off | Def | Tot | Avg | PF | FO | Ast | TO | Blk | Stl | Pts | Avg |
|--------------|-----------|----------|-----------|------------|----------|-----------|-------------|----------|----------|-------------|----------|----------|-------------|----------|----------|----------|------------|----------|----------|----------|----------|----------|----------|----------|------------|
| 2021-22 | 4 | 0 | 3 | 0.8 | 0 | 4 | .000 | 0 | 2 | .000 | 0 | 0 | .000 | 2 | 1 | 3 | 0.8 | 0 | 0 | 1 | 0 | 0 | 0 | 0 | 0.0 |
| 2022-23 | 8 | 0 | 11 | 1.4 | 1 | 4 | .250 | 1 | 4 | .250 | 0 | 0 | .000 | 0 | 1 | 1 | 0.1 | 1 | 0 | 0 | 0 | 0 | 0 | 3 | 0.4 |
| 2023-24 | 6 | 0 | 5 | 0.8 | 0 | 2 | .000 | 0 | 0 | .000 | 0 | 0 | .000 | 0 | 0 | 0 | 0.0 | 1 | 0 | 0 | 0 | 0 | 0 | 0 | 0.0 |
| TOTAL | 19 | 0 | 21 | 1.1 | 1 | 10 | .100 | 1 | 6 | .167 | 0 | 0 | .000 | 2 | 2 | 4 | 0.2 | 2 | 0 | 1 | 0 | 0 | 0 | 3 | 0.2 |

45 LAWSON BLAKE

FULL BIO/STATS

F • 6-10 • 240 • Jr. (2) || Fayetteville, Ark. (Link Year (Mo.) Prep)

@lawsonblake

@lawson.blake

*Including 2023-24, has TWO years of collegiate eligibility
Major: Exercise Science
Born on January 3, 2002, in San Antonio, Texas
Son of Larry and Allison Blake • Siblings: Carolina, Walker and Macey*

- Third-year walkon
- Participated in the SEC Leadership Council in the summer of 2023.
- Named to the SEC First-Year Academic Honor Roll (2021-22) and the **2022-23 SEC Winter Academic Honor Roll.**
- Made the University's Chancellor's List (4.0 GPA) and the **Department's Champions Honor Roll (4.0 GPA) for Fall 2022 and Fall 2023.**

2023-24 (Junior):

- Grabbed a rebound and went 1-for-2 at the line versus Alcorn State

2022-23 (Sophomore):

- Played in nine games ... Scored his first career points in the win over Georgia, converting an old-fashion, 3-point play with 27 seconds left ... Grabbed his first career rebound in the win over Fordham ... Had a career-high two boards versus UNC Asheville.

2021-22 (Freshman):

- Made the team as a walkon ... Played in five games, including Arkansas' second-round NCAA Tournament win over New Mexico State.



LAWSON BLAKE CAREER STATISTICS

| Year | GP | GS | Min | Avg | FG | FGA | Pct | 3FG | 3FGA | Pct | FT | FTA | Pct | Off | Def | Tot | Avg | PF | FO | Ast | TO | Blk | Stl | Pts | Avg |
|--------------|-----------|----------|-----------|------------|----------|----------|-------------|----------|----------|-------------|----------|----------|-------------|----------|----------|----------|------------|----------|----------|----------|----------|----------|----------|----------|------------|
| 2021-22 | 5 | 0 | 5 | 1.0 | 0 | 0 | .000 | 0 | 0 | .000 | 0 | 0 | .000 | 0 | 0 | 0 | 0.0 | 0 | 0 | 0 | 0 | 0 | 0 | 0 | 0.0 |
| 2022-23 | 9 | 0 | 13 | 1.4 | 1 | 4 | .250 | 0 | 0 | .000 | 1 | 3 | .333 | 1 | 3 | 4 | 0.4 | 1 | 0 | 0 | 1 | 0 | 0 | 3 | 0.3 |
| 2023-24 | 4 | 0 | 2 | 0.5 | 0 | 0 | .000 | 0 | 0 | .000 | 1 | 2 | .500 | 0 | 1 | 1 | 0.3 | 0 | 0 | 0 | 0 | 0 | 0 | 1 | 0.3 |
| TOTAL | 18 | 0 | 20 | 1.1 | 1 | 4 | .250 | 0 | 0 | .000 | 2 | 5 | .400 | 1 | 4 | 5 | 0.3 | 1 | 0 | 0 | 1 | 0 | 0 | 4 | 0.2 |

ARKANSAS RAZORBACKS

2023-24 SEASON RESULTS & LEADERS

| RECORD: | OVERALL | HOME | AWAY | NEUTRAL |
|----------------|---------|------|------|---------|
| ALL GAMES | 12-11 | 9-4 | 1-4 | 2-3 |
| CONFERENCE | 3-7 | 2-3 | 1-4 | 0-0 |
| NON-CONFERENCE | 9-4 | 7-1 | 0-0 | 2-3 |

| DATE | TIME (CT) | R A N K | OPPONENT | TV | RESULT | ATTEND | RECORD | (SEC) | HIGH POINTS | HIGH REBOUNDS |
|----------|-----------|---------|-------------------------|------------------|-------------|---------|--------|-------|---|--|
| 11/06/23 | 7:00 pm | 14/14 | --/-- ALCORN | SEC Network Plus | W 93-59 | 19200 | 1-0 | -- | (21)Khalif Battle | (8)Jalen Graham |
| 11/10/23 | 7:00 pm | 14/14 | --/-- GARDNER-WEBB | SEC Network Plus | W 86-68 | 19200 | 2-0 | -- | (21)Khalif Battle | (7)Trevon Brazile |
| 11/13/23 | 7:00 pm | 14/14 | --/-- OLD DOMINION | SEC Network Plus | W 86-77 | 19200 | 3-0 | -- | (17)El Ellis | (10)Makhi Mitchell |
| 11/17/23 | 7:00 pm | 14/14 | --/-- UNC GREENSBORO | SEC Network Plus | 72-78 L | 19200 | 3-1 | -- | (21)Tramon Mark | (9)Trevon Brazile |
| 11/22/23 | 7:30 pm | + 20/RV | --/-- vs Stanford | ESPNU | 20T W 77-74 | 820 | 4-1 | -- | (25)Tramon Mark | (17)Trevon Brazile |
| 11/23/23 | 5:00 pm | + 20/RV | RV/RV vs Memphis | ESPN | 79-84 L | 982 | 4-2 | -- | (21)Khalif Battle | (10)Trevon Brazile |
| 11/24/23 | 1:00 pm | + 20/RV | 14/14 vs North Carolina | ESPN2 | 72-87 L | 1456 | 4-3 | -- | (34)Tramon Mark | (5)Tramon Mark |
| 11/29/23 | 8:25 pm | % RV/RV | 7/7 DUKE | ESPN | W 80-75 | ✓ 20344 | 5-3 | -- | (21)Khalif Battle | (11)Trevon Brazile |
| 12/04/23 | 7:00 pm | RV/-- | --/-- FURMAN | SEC Network Plus | W 97-83 | 19200 | 6-3 | -- | (25)Khalif Battle | (10)Davonte Davis |
| 12/09/23 | 3:00 pm | @ RV/-- | 19/22 vs Oklahoma | ESPN2 | 70-79 L | 17485 | 6-4 | -- | (13)Khalif Battle | (6)Makhi Mitchell |
| 12/16/23 | 5:15 pm | & --/-- | --/-- vs Lipscomb | SEC Network Plus | W 69-66 | 16361 | 7-4 | -- | (17)Tramon Mark | (6)Trevon Brazile |
| 12/21/23 | 6:00 pm | --/-- | --/-- ABILENE CHRISTIAN | SEC Network | W 83-73 | 19200 | 8-4 | -- | (25)Tramon Mark | (11)Tramon Mark |
| 12/30/23 | 4:00 pm | --/-- | --/-- UNCW | SEC Network | W 106-90 | 19200 | 9-4 | -- | (32)Keyon Menifield Jr. | (8)Trevon Brazile |
| 01/06/24 | 1:00 pm | * --/-- | 25/24 AUBURN | ESPN2 | 51-83 L | 19200 | 9-5 | 0-1 | (14)Keyon Menifield Jr. | (7)Trevon Brazile |
| 01/10/24 | 9:00 pm | * --/-- | --/-- at Georgia | ESPNU | 66-76 L | 7820 | 9-6 | 0-2 | (24)Tramon Mark | (7)Tramon Mark |
| 01/13/24 | 4:00 pm | * --/-- | --/-- at Florida | ESPN | 68-90 L | 10445 | 9-7 | 0-3 | (14)Layden Blocker | (7)Trevon Brazile |
| 01/16/24 | 8:00 pm | * --/-- | --/-- TEXAS A&M | SEC Network | W 78-77 | 19200 | 10-7 | 1-3 | (35)Tramon Mark | (6)Davonte Davis (6)El Ellis |
| 01/20/24 | 12:00 pm | * --/-- | RV/-- SOUTH CAROLINA | SEC Network | 64-77 L | 19200 | 10-8 | 1-4 | (18)Tramon Mark | (7)Chandler Lawson |
| 01/24/24 | 8:00 pm | * --/-- | RV/RV at Ole Miss | ESPNU | 51-77 L | 8207 | 10-9 | 1-5 | (11)Khalif Battle | (4)Trevon Brazile (4)Khalif Battle |
| 01/27/24 | 5:00 pm | * --/-- | 6/6 KENTUCKY | ESPN | 57-63 L | 19200 | 10-10 | 1-6 | (12)Makhi Mitchell | (13)Makhi Mitchell |
| 01/31/24 | 7:30 pm | * --/-- | --/-- at Missouri | SEC network | W 91-84 | 11020 | 11-10 | 2-6 | (22)Tramon Mark | (14)Makhi Mitchell |
| 02/03/24 | 11:00 am | * --/-- | --/-- at LSU | ESPN2 | 74-95 L | 7880 | 11-11 | 2-7 | (20)Tramon Mark | (6)Tramon Mark |
| 02/10/24 | 5:00 pm | * --/-- | --/-- GEORGIA | SEC Network | W 78-75 | 19200 | 12-11 | 3-7 | (15)Keyon Menifield Jr. (15)El Ellis | (5)Tramon Mark (5)El Ellis (5)Makhi Mitchell |

✓ - Bud Walton Arena Record

Home Games in CAPS | * - Southeastern Conference game | + Bad Boy Mowers Battle 4 Atlantis (Paradise Island, Bahamas - Imperial Arena) | % - SEC/ACC Challenge |
@ - played in Tulsa, Okla. (BOK Center) | & - played in North Little Rock (Simmons Bank Arena) | ^ - SEC Tournament (Nashville, Tenn. - Bridgestone Arena) |

| ATTENDANCE SUMMARY | GAMES | TOTALS | AVG/GAME |
|--------------------|-------|--------|----------|
| HOME | 13 | 250744 | 19288 |
| AWAY | 5 | 45372 | 9074 |
| NEUTRAL | 5 | 37104 | 7421 |
| TOTAL | 23 | 333220 | 14488 |

ARKANSAS RAZORBACKS

2023-24 COMBINED REPORT

| RECORD: | OVERALL | HOME | AWAY | NEUTRAL |
|----------------|---------|------|------|---------|
| ALL GAMES | 12-11 | 9-4 | 1-4 | 2-3 |
| CONFERENCE | 3-7 | 2-3 | 1-4 | 0-0 |
| NON-CONFERENCE | 9-4 | 7-1 | 0-0 | 2-3 |

| ## | Player | GP | GS | Min | Avg | • TOTAL • | | | • 3-PTS • | | | • REBOUNDS • | | | | PF | FO | A | TO | Blk | Stl | Pts | Avg | | | | |
|----------------|---------------------|----|----|-----|------|-----------|-----|------|-----------|-----|------|--------------|-----|------|------|-----|-----|-----|------|-----|-----|-----|-----|-----|-----|------|------|
| | | | | | | FG | FGA | Pct | 3FG | FGA | Pct | FT | FTA | Pct | Off | | | | | | | | | Def | Tot | Avg | |
| 12 | Tramon Mark | 21 | 18 | 667 | 31.8 | 126 | 245 | .514 | 22 | 59 | .373 | 95 | 121 | .785 | 8 | 78 | 86 | 4.1 | 55 | 1 | 32 | 33 | 17 | 25 | 369 | 17.6 | |
| 0 | Khalif Battle | 22 | 4 | 441 | 20.0 | 55 | 158 | .348 | 31 | 81 | .383 | 83 | 101 | .822 | 3 | 51 | 54 | 2.5 | 48 | 2 | 24 | 25 | 3 | 11 | 224 | 10.2 | |
| 2 | Trevon Brazile | 19 | 18 | 523 | 27.5 | 57 | 123 | .463 | 18 | 52 | .346 | 37 | 53 | .698 | 33 | 91 | 124 | 6.5 | 39 | 1 | 10 | 35 | 24 | 14 | 169 | 8.9 | |
| 1 | Keyon Menifield Jr. | 12 | 4 | 253 | 21.1 | 34 | 89 | .382 | 12 | 38 | .316 | 26 | 35 | .743 | 4 | 21 | 25 | 2.1 | 14 | 0 | 22 | 19 | 3 | 5 | 106 | 8.8 | |
| 11 | Jalen Graham | 19 | 4 | 273 | 14.4 | 62 | 107 | .579 | 0 | 1 | .000 | 16 | 36 | .444 | 24 | 29 | 53 | 2.8 | 37 | 1 | 11 | 14 | 20 | 10 | 140 | 7.4 | |
| 15 | Makhi Mitchell | 23 | 5 | 379 | 16.5 | 55 | 87 | .632 | 0 | 0 | .000 | 35 | 46 | .761 | 22 | 69 | 91 | 4.0 | 48 | 1 | 24 | 27 | 29 | 8 | 145 | 6.3 | |
| 4 | Davonte Davis | 20 | 18 | 586 | 29.3 | 44 | 122 | .361 | 12 | 47 | .255 | 24 | 33 | .727 | 17 | 63 | 80 | 4.0 | 49 | 0 | 43 | 21 | 0 | 12 | 124 | 6.2 | |
| 3 | El Ellis | 21 | 12 | 382 | 18.2 | 42 | 117 | .359 | 12 | 40 | .300 | 30 | 36 | .833 | 5 | 39 | 44 | 2.1 | 17 | 0 | 35 | 29 | 3 | 7 | 126 | 6.0 | |
| 24 | Jeremiah Davenport | 21 | 8 | 305 | 14.5 | 30 | 94 | .319 | 18 | 66 | .273 | 20 | 27 | .741 | 9 | 21 | 30 | 1.4 | 29 | 0 | 17 | 14 | 8 | 6 | 98 | 4.7 | |
| 8 | Chandler Lawson | 23 | 17 | 339 | 14.7 | 43 | 78 | .551 | 6 | 14 | .429 | 9 | 20 | .450 | 19 | 59 | 78 | 3.4 | 42 | 1 | 13 | 12 | 24 | 7 | 101 | 4.4 | |
| 6 | Layden Blocker | 22 | 5 | 310 | 14.1 | 28 | 62 | .452 | 0 | 9 | .000 | 34 | 54 | .630 | 17 | 20 | 37 | 1.7 | 37 | 1 | 25 | 18 | 6 | 18 | 90 | 4.1 | |
| 5 | Joseph Pinion | 15 | 1 | 99 | 6.6 | 11 | 28 | .393 | 5 | 17 | .294 | 15 | 17 | .882 | 1 | 10 | 11 | 0.7 | 11 | 0 | 3 | 5 | 6 | 4 | 42 | 2.8 | |
| 10 | Baye Fall | 7 | 0 | 38 | 5.4 | 1 | 2 | .500 | 0 | 0 | .000 | 4 | 13 | .308 | 4 | 7 | 11 | 1.6 | 10 | 1 | 0 | 5 | 5 | 3 | 6 | 0.9 | |
| 7 | Denijay Harris | 11 | 1 | 48 | 4.4 | 2 | 4 | .500 | 0 | 0 | .000 | 3 | 8 | .375 | 4 | 5 | 9 | 0.8 | 4 | 0 | 3 | 3 | 1 | 0 | 7 | 0.6 | |
| 45 | Lawson Blake | 4 | 0 | 2 | 0.5 | 0 | 0 | .000 | 0 | 0 | .000 | 1 | 2 | .500 | 0 | 1 | 1 | 0.3 | 0 | 0 | 0 | 0 | 0 | 0 | 1 | 0.3 | |
| 21 | Cade Arbogast | 6 | 0 | 5 | 0.8 | 0 | 2 | .000 | 0 | 0 | .000 | 0 | 0 | .000 | 0 | 0 | 0 | 0.0 | 1 | 0 | 0 | 0 | 0 | 0 | 0 | 0.0 | |
| TEAM..... | | | | | | | | | | | | | | | | | | | | | | | | | | | |
| The Hogs..... | | 23 | | | | | 590 | 1318 | .448 | 136 | 424 | .321 | 432 | 602 | .718 | 205 | 614 | 819 | 35.6 | 441 | 9 | 262 | 276 | 149 | 130 | 1748 | 76.0 |
| Opponents..... | | 23 | | | | | 621 | 1437 | .432 | 180 | 511 | .352 | 368 | 504 | .730 | 251 | 585 | 836 | 36.3 | 479 | - | 301 | 252 | 65 | 146 | 1790 | 77. |

| Team Statistics | ARK | OPP |
|------------------------|-----------------|-----------------|
| SCORING | 1748 | 1790 |
| Points per game | 76.0 | 77.8 |
| Scoring margin | -1.8 | - |
| FIELD GOALS-ATT | 590-1318 | 621-1437 |
| Field goal pct | .448 | .432 |
| 3 POINT FG-ATT | 136-424 | 180-511 |
| 3-point FG pct | .321 | .352 |
| 3-pt FG made per game | 5.9 | 7.8 |
| FREE THROWS-ATT | 432-602 | 368-504 |
| Free throw pct | .718 | .730 |
| F-Throws made per game | 18.8 | 16.0 |
| REBOUNDS | 819 | 836 |
| Rebounds per game | 35.6 | 36.3 |
| Rebounding margin | -0.7 | - |
| ASSISTS | 262 | 301 |
| Assists per game | 11.4 | 13.1 |
| TURNOVERS | 276 | 252 |
| Turnovers per game | 12.0 | 11.0 |
| Turnover margin | -1.0 | - |
| Assist/turnover ratio | 0.9 | 1.2 |
| STEALS | 130 | 146 |
| Steals per game | 5.7 | 6.3 |
| BLOCKS | 149 | 65 |
| Blocks per game | 6.5 | 2.8 |
| ATTENDANCE | 250744 | 82476 |
| Home games-Avg/Game | 13-19288 | 5-9074 |
| Neutral site-Avg/Game | - | 5-7421 |

| SCORE BY PERIODS: | 1st | 2nd | OT | OT2 | Total |
|-------------------|-----|-----|----|-----|-------|
| Arkansas | 790 | 940 | 7 | 11 | 1748 |
| Opponents | 790 | 985 | 7 | 8 | 1790 |

| Date | Ark. Rank | Opponent | Result | Score | Attend |
|------------|-----------|--------------------------|--------|--------|---------|
| 11/06/23 | 14/14 | ALCORN | W | 93-59 | 19200 |
| 11/10/23 | 14/14 | GARDNER-WEBB | W | 86-68 | 19200 |
| 11/13/23 | 14/14 | OLD DOMINION | W | 86-77 | 19200 |
| 11/17/23 | 14/14 | UNC GREENSBORO | L | 72-78 | 19200 |
| + 11/22/23 | 20/RV | vs Stanford | 2OT W | 77-74 | 820 |
| + 11/23/23 | 20/RV | vs Memphis | L | 79-84 | 982 |
| + 11/24/23 | 20/RV | vs #14/14 North Carolina | L | 72-87 | 1456 |
| % 11/29/23 | RV/RV | #7/7 DUKE | W | 80-75 | ✓ 20344 |
| 12/04/23 | RV/-- | FURMAN | W | 97-83 | 19200 |
| @ 12/09/23 | RV/-- | vs #19/22 Oklahoma | L | 70-79 | 17485 |
| & 12/16/23 | --/-- | vs Lipscomb | W | 69-66 | 16361 |
| 12/21/23 | --/-- | ABILENE CHRISTIAN | W | 83-73 | 19200 |
| 12/30/23 | --/-- | UNCW | W | 106-90 | 19200 |
| * 01/06/24 | --/-- | #25/24 AUBURN | L | 51-83 | 19200 |
| * 01/10/24 | --/-- | at Georgia | L | 66-76 | 7820 |
| * 01/13/24 | --/-- | at Florida | L | 68-90 | 10445 |
| * 01/16/24 | --/-- | TEXAS A&M | W | 78-77 | 19200 |
| * 01/20/24 | --/-- | RV/-- SOUTH CAROLINA | L | 64-77 | 19200 |
| * 01/24/24 | --/-- | at #RV/RV Ole Miss | L | 51-77 | 8207 |
| * 01/27/24 | --/-- | #6/6 KENTUCKY | L | 57-63 | 19200 |
| * 01/31/24 | --/-- | at Missouri | W | 91-84 | 11020 |
| * 02/03/24 | --/-- | at LSU | L | 74-95 | 7880 |
| * 02/10/24 | --/-- | GEORGIA | W | 78-75 | 19200 |

✓ - BUD WALTON ARENA RECORD

* = SEC game || + Bad Boy Mowers Battle 4 Atlantis (Paradise Island, Bahamas (Imperial Arena)) || % - Big 12/SEC Challenge
 @ - played in Tulsa, Okla. (BOK Center) || & - played in North Little Rock (Simmons Bank Arena)
 ^ - SEC Tournament (Nashville, Tenn. - Bridgestone Arena)

ARKANSAS RAZORBACKS

2023-24 SEASON STATISTICS • ALL GAMES



| | | | | |
|----------------|---------|------|------|---------|
| RECORD: | OVERALL | HOME | AWAY | NEUTRAL |
| ALL GAMES | 12-11 | 9-4 | 1-4 | 2-3 |
| CONFERENCE | 3-7 | 2-3 | 1-4 | 0-0 |
| NON-CONFERENCE | 9-4 | 7-1 | 0-0 | 2-3 |

| ## | Player | GPGS | Min | Avg | • TOTAL • | | | • 3-PTS • | | | • REBOUNDS • | | | | PF | FO | A | TO | Blk | St | Pts | Avg | | | | | | | | | | | | | | | |
|----------------|---------------------|------|-----|-----|-----------|-----|-----|-----------|------|-----|--------------|-----|-----|------|----|-----|-----|------|------|-----|-----|------|-----|-----|------|------|-----|-----|------|-----|---|-----|-----|-----|-----|------|------|
| | | | | | FG | FGA | Pct | 3FG | 3FGA | Pct | FT | FTA | Pct | Off | | | | | | | | | Def | Tot | Avg | | | | | | | | | | | | |
| 12 | Tramon Mark | 21 | 18 | 667 | 31.8 | 126 | 245 | .514 | 22 | 59 | .373 | 95 | 121 | .785 | 8 | 78 | 86 | 4.1 | 55 | 1 | 32 | 33 | 17 | 25 | 369 | 17.6 | | | | | | | | | | | |
| 0 | Khalif Battle | 22 | 4 | 441 | 20.0 | 55 | 158 | .348 | 31 | 81 | .383 | 83 | 101 | .822 | 3 | 51 | 54 | 2.5 | 48 | 2 | 24 | 25 | 3 | 11 | 224 | 10.2 | | | | | | | | | | | |
| 2 | Trevon Brazile | 19 | 18 | 523 | 27.5 | 57 | 123 | .463 | 18 | 52 | .346 | 37 | 53 | .698 | 33 | 91 | 124 | 6.5 | 39 | 1 | 10 | 35 | 24 | 14 | 169 | 8.9 | | | | | | | | | | | |
| 1 | Keyon Menifield Jr. | 12 | 4 | 253 | 21.1 | 34 | 89 | .382 | 12 | 38 | .316 | 26 | 35 | .743 | 4 | 21 | 25 | 2.1 | 14 | 0 | 22 | 19 | 3 | 5 | 106 | 8.8 | | | | | | | | | | | |
| 11 | Jalen Graham | 19 | 4 | 273 | 14.4 | 62 | 107 | .579 | 0 | 1 | .000 | 16 | 36 | .444 | 24 | 29 | 53 | 2.8 | 37 | 1 | 11 | 14 | 20 | 10 | 140 | 7.4 | | | | | | | | | | | |
| 15 | Makhi Mitchell | 23 | 5 | 379 | 16.5 | 55 | 87 | .632 | 0 | 0 | .000 | 35 | 46 | .761 | 22 | 69 | 91 | 4.0 | 48 | 1 | 24 | 27 | 29 | 8 | 145 | 6.3 | | | | | | | | | | | |
| 4 | Davonte Davis | 20 | 18 | 586 | 29.3 | 44 | 122 | .361 | 12 | 47 | .255 | 24 | 33 | .727 | 17 | 63 | 80 | 4.0 | 49 | 0 | 43 | 21 | 0 | 12 | 124 | 6.2 | | | | | | | | | | | |
| 3 | Ei Ellis | 21 | 12 | 382 | 18.2 | 42 | 117 | .359 | 12 | 40 | .300 | 30 | 36 | .833 | 5 | 39 | 44 | 2.1 | 17 | 0 | 35 | 29 | 3 | 7 | 126 | 6.0 | | | | | | | | | | | |
| 24 | Jeremiah Davenport | 21 | 8 | 305 | 14.5 | 30 | 94 | .319 | 18 | 66 | .273 | 20 | 27 | .741 | 9 | 21 | 30 | 1.4 | 29 | 0 | 17 | 14 | 8 | 6 | 98 | 4.7 | | | | | | | | | | | |
| 8 | Chandler Lawson | 23 | 17 | 339 | 14.7 | 43 | 78 | .551 | 6 | 14 | .429 | 9 | 20 | .450 | 19 | 59 | 78 | 3.4 | 42 | 1 | 13 | 12 | 24 | 7 | 101 | 4.4 | | | | | | | | | | | |
| 6 | Layden Blocker | 22 | 5 | 310 | 14.1 | 28 | 62 | .452 | 0 | 9 | .000 | 34 | 54 | .630 | 17 | 20 | 37 | 1.7 | 37 | 1 | 25 | 18 | 6 | 18 | 90 | 4.1 | | | | | | | | | | | |
| 5 | Joseph Pinion | 15 | 1 | 99 | 6.6 | 11 | 28 | .393 | 5 | 17 | .294 | 15 | 17 | .882 | 1 | 10 | 11 | 0.7 | 11 | 0 | 3 | 5 | 6 | 4 | 42 | 2.8 | | | | | | | | | | | |
| 10 | Baye Fall | 7 | 0 | 38 | 5.4 | 1 | 2 | .500 | 0 | 0 | .000 | 4 | 13 | .308 | 4 | 7 | 11 | 1.6 | 10 | 1 | 0 | 5 | 5 | 3 | 6 | 0.9 | | | | | | | | | | | |
| 7 | Denijay Harris | 11 | 1 | 48 | 4.4 | 2 | 4 | .500 | 0 | 0 | .000 | 3 | 8 | .375 | 4 | 5 | 9 | 0.8 | 4 | 0 | 3 | 3 | 1 | 0 | 7 | 0.6 | | | | | | | | | | | |
| 45 | Lawson Blake | 4 | 0 | 2 | 0.5 | 0 | 0 | .000 | 0 | 0 | .000 | 1 | 2 | .500 | 0 | 1 | 1 | 0.3 | 0 | 0 | 0 | 0 | 0 | 0 | 1 | 0.3 | | | | | | | | | | | |
| 21 | Cade Arbogast | 6 | 0 | 5 | 0.8 | 0 | 2 | .000 | 0 | 0 | .000 | 0 | 0 | .000 | 0 | 0 | 0 | 0.0 | 1 | 0 | 0 | 0 | 0 | 0 | 0 | 0.0 | | | | | | | | | | | |
| TEAM..... | | | | | | | | | | | | | 35 | 50 | 85 | 3.7 | 0 | | 16 | | 0 | | | | | | | | | | | | | | | | |
| Arkansas..... | | | | | | | | | | | | | 23 | | | | 590 | 1318 | .448 | 136 | 424 | .321 | 432 | 602 | .718 | 205 | 614 | 819 | 35.6 | 441 | 9 | 262 | 276 | 149 | 130 | 1748 | 76.0 |
| Opponents..... | | | | | | | | | | | | | 23 | | | | 621 | 1437 | .432 | 180 | 511 | .352 | 368 | 504 | .730 | 251 | 585 | 836 | 36.3 | 479 | - | 301 | 252 | 65 | 146 | 1790 | 77.8 |

| | | | | | |
|-------------------|-----|-----|----|-----|-------|
| SCORE BY PERIODS: | 1st | 2nd | OT | OT2 | Total |
| Arkansas | 790 | 940 | 7 | 11 | 1748 |
| Opponents | 790 | 985 | 7 | 8 | 1790 |

| | | | |
|--------------------|-----|-----|-------|
| DEADBALL REBOUNDS: | OFF | DEF | TOTAL |
| Arkansas | 96 | 11 | 107 |
| Opponents | 76 | 11 | 87 |

ARKANSAS RAZORBACKS

2023-24 STATISTICS • SEC GAMES ONLY



| | | | |
|------------|---------|------|------|
| RECORD: | OVERALL | HOME | AWAY |
| CONFERENCE | 3-7 | 2-3 | 1-4 |

| ## | Player | GPGS | Min | Avg | • TOTAL • | | | • 3-PTS • | | | • REBOUNDS • | | | | PF | FO | A | TO | Blk | St | Pts | Avg | | | | | | | | | | | | | | | |
|-----------------|---------------------|------|-----|-----|-----------|-----|-----|-----------|------|-----|--------------|-----|-----|-------|----|-----|-----|-----|------|----|-----|------|-----|-----|------|------|-----|-----|------|-----|---|-----|-----|----|----|-----|------|
| | | | | | FG | FGA | Pct | 3FG | 3FGA | Pct | FT | FTA | Pct | Off | | | | | | | | | Def | Tot | Avg | | | | | | | | | | | | |
| 12 | Tramon Mark | 9 | 9 | 311 | 34.6 | 54 | 115 | .470 | 6 | 22 | .273 | 51 | 63 | .810 | 5 | 41 | 46 | 5.1 | 20 | 0 | 14 | 17 | 12 | 16 | 165 | 18.3 | | | | | | | | | | | |
| 11 | Jalen Graham | 10 | 4 | 164 | 16.4 | 36 | 67 | .537 | 0 | 1 | .000 | 10 | 25 | .400 | 12 | 12 | 24 | 2.4 | 24 | 1 | 8 | 9 | 12 | 9 | 82 | 8.2 | | | | | | | | | | | |
| 15 | Makhi Mitchell | 10 | 2 | 196 | 19.6 | 25 | 45 | .556 | 0 | 0 | .000 | 22 | 27 | .815 | 13 | 37 | 50 | 5.0 | 21 | 0 | 14 | 14 | 14 | 3 | 72 | 7.2 | | | | | | | | | | | |
| 2 | Trevon Brazile | 6 | 5 | 163 | 27.2 | 13 | 35 | .371 | 3 | 17 | .176 | 12 | 18 | .667 | 6 | 29 | 35 | 5.8 | 8 | 0 | 1 | 11 | 5 | 4 | 41 | 6.8 | | | | | | | | | | | |
| 1 | Keyon Menifield Jr. | 9 | 3 | 171 | 19.0 | 21 | 64 | .328 | 9 | 27 | .333 | 10 | 14 | .714 | 1 | 11 | 12 | 1.3 | 10 | 0 | 13 | 12 | 3 | 5 | 61 | 6.8 | | | | | | | | | | | |
| 3 | Ei Ellis | 8 | 4 | 160 | 20.0 | 16 | 48 | .333 | 6 | 16 | .375 | 10 | 10 | 1.000 | 2 | 18 | 20 | 2.5 | 6 | 0 | 9 | 13 | 1 | 3 | 48 | 6.0 | | | | | | | | | | | |
| 24 | Jeremiah Davenport | 9 | 2 | 140 | 15.6 | 13 | 41 | .317 | 8 | 29 | .276 | 11 | 15 | .733 | 3 | 12 | 15 | 1.7 | 17 | 0 | 8 | 8 | 2 | 1 | 45 | 5.0 | | | | | | | | | | | |
| 5 | Joseph Pinion | 6 | 0 | 62 | 10.3 | 7 | 17 | .412 | 4 | 11 | .364 | 8 | 8 | 1.000 | 1 | 7 | 8 | 1.3 | 6 | 0 | 3 | 4 | 4 | 1 | 26 | 4.3 | | | | | | | | | | | |
| 0 | Khalif Battle | 9 | 4 | 136 | 15.1 | 10 | 46 | .217 | 7 | 24 | .292 | 11 | 15 | .733 | 2 | 15 | 17 | 1.9 | 12 | 0 | 9 | 5 | 3 | 5 | 38 | 4.2 | | | | | | | | | | | |
| 4 | Davonte Davis | 7 | 5 | 178 | 25.4 | 10 | 32 | .313 | 2 | 12 | .167 | 6 | 7 | .857 | 3 | 17 | 20 | 2.9 | 16 | 0 | 6 | 5 | 0 | 3 | 28 | 4.0 | | | | | | | | | | | |
| 6 | Layden Blocker | 10 | 3 | 128 | 12.8 | 10 | 27 | .370 | 0 | 5 | .000 | 16 | 26 | .615 | 8 | 6 | 14 | 1.4 | 12 | 0 | 10 | 7 | 2 | 6 | 36 | 3.6 | | | | | | | | | | | |
| 8 | Chandler Lawson | 10 | 8 | 143 | 14.3 | 14 | 29 | .483 | 3 | 7 | .429 | 1 | 6 | .167 | 4 | 20 | 24 | 2.4 | 17 | 1 | 7 | 5 | 4 | 2 | 32 | 3.2 | | | | | | | | | | | |
| 10 | Baye Fall | 3 | 0 | 15 | 5.0 | 0 | 0 | .000 | 0 | 0 | .000 | 2 | 5 | .400 | 1 | 0 | 1 | 0.3 | 2 | 0 | 0 | 1 | 0 | 0 | 2 | 0.7 | | | | | | | | | | | |
| 7 | Denijay Harris | 6 | 1 | 32 | 5.3 | 1 | 2 | .500 | 0 | 0 | .000 | 0 | 0 | .000 | 1 | 1 | 2 | 0.3 | 3 | 0 | 0 | 0 | 1 | 0 | 2 | 0.3 | | | | | | | | | | | |
| 21 | Cade Arbogast | 3 | 0 | 1 | 0.3 | 0 | 0 | .000 | 0 | 0 | .000 | 0 | 0 | .000 | 0 | 0 | 0 | 0.0 | 0 | 0 | 0 | 0 | 0 | 0 | 0 | 0.0 | | | | | | | | | | | |
| 45 | Lawson Blake | 2 | 0 | 0 | 0.0 | 0 | 0 | .000 | 0 | 0 | .000 | 0 | 0 | .000 | 0 | 0 | 0 | 0.0 | 0 | 0 | 0 | 0 | 0 | 0 | 0 | 0.0 | | | | | | | | | | | |
| TEAM..... | | | | | | | | | | | | | 21 | 20 | 41 | 4.1 | 0 | | 5 | | 0 | | | | | | | | | | | | | | | | |
| Razorbacks..... | | | | | | | | | | | | | 10 | | | | 230 | 568 | .405 | 48 | 171 | .281 | 170 | 239 | .711 | 83 | 246 | 329 | 32.9 | 174 | 2 | 102 | 116 | 63 | 58 | 678 | 67.8 |
| Opponents..... | | | | | | | | | | | | | 10 | | | | 280 | 620 | .452 | 82 | 217 | .378 | 155 | 198 | .783 | 110 | 276 | 386 | 38.6 | 193 | - | 136 | 105 | 45 | 61 | 797 | 79.7 |

| | | | |
|-------------------|-----|-----|-------|
| SCORE BY PERIODS: | 1st | 2nd | Total |
| Arkansas | 323 | 355 | 678 |
| Opponents | 352 | 445 | 797 |

| | | | |
|--------------------|-----|-----|-------|
| DEADBALL REBOUNDS: | OFF | DEF | TOTAL |
| Arkansas | 42 | 3 | 45 |
| Opponents | 24 | 5 | 29 |

2023-24 RAZORBACK GAME-BY-GAME STATISTICS

| Opponent | Date | Score | W/L | • TOTAL • | | | • 3-PTRS • | | | • FT • | | | • REBOUNDS • | | | | PF | A | TO | Blk | Stl | Pts | Avg |
|-------------------|----------|--------|-----|-----------|------|------|------------|-----|------|--------|-----|------|--------------|-----|-----|------|-----|-----|-----|-----|-----|------|------|
| | | | | FG | FGA | Pct | 3FG | FGA | Pct | FT | FTA | Pct | Off | Def | Tot | Avg | | | | | | | |
| ALCORN | 11/06/23 | 93-59 | W | 28 | 54 | .519 | 12 | 30 | .400 | 25 | 37 | .676 | 14 | 30 | 44 | 44.0 | 22 | 20 | 15 | 4 | 10 | 93 | 93.0 |
| GARDNER-WEBB | 11/10/23 | 86-68 | W | 30 | 60 | .500 | 7 | 18 | .389 | 19 | 31 | .613 | 7 | 39 | 46 | 45.0 | 20 | 11 | 10 | 15 | 4 | 86 | 89.5 |
| OLD DOMINION | 11/13/23 | 86-77 | W | 30 | 59 | .508 | 8 | 19 | .421 | 18 | 29 | .621 | 8 | 27 | 35 | 41.7 | 12 | 15 | 4 | 6 | 3 | 86 | 88.3 |
| UNC GREENSBORO | 11/17/23 | 72-78 | L | 24 | 55 | .436 | 4 | 23 | .174 | 20 | 25 | .800 | 6 | 24 | 30 | 38.8 | 22 | 7 | 13 | 6 | 4 | 72 | 84.2 |
| vs Stanford | 11/22/23 | 77-74 | Wot | 23 | 76 | .303 | 5 | 19 | .263 | 26 | 33 | .788 | 21 | 31 | 52 | 41.4 | 23 | 6 | 13 | 5 | 9 | 77 | 82.8 |
| vs Memphis | 11/23/23 | 79-84 | L | 26 | 55 | .473 | 7 | 18 | .389 | 20 | 27 | .741 | 13 | 20 | 33 | 40.0 | 25 | 7 | 18 | 2 | 4 | 79 | 82.2 |
| vs North Carolina | 11/24/23 | 72-87 | L | 26 | 55 | .473 | 5 | 17 | .294 | 15 | 20 | .750 | 6 | 21 | 27 | 38.1 | 27 | 6 | 12 | 6 | 4 | 72 | 80.7 |
| DUKE | 11/29/23 | 80-75 | W | 26 | 53 | .491 | 9 | 22 | .409 | 19 | 30 | .633 | 5 | 35 | 40 | 38.4 | 21 | 17 | 12 | 10 | 6 | 80 | 80.6 |
| FURMAN | 12/04/23 | 97-83 | W | 37 | 61 | .607 | 8 | 19 | .421 | 15 | 21 | .714 | 6 | 32 | 38 | 38.3 | 19 | 21 | 11 | 10 | 7 | 97 | 82.4 |
| vs Oklahoma | 12/09/23 | 70-79 | L | 20 | 50 | .400 | 4 | 18 | .222 | 26 | 31 | .839 | 6 | 19 | 25 | 37.0 | 18 | 8 | 13 | 6 | 10 | 70 | 81.2 |
| vs Lipscomb | 12/16/23 | 69-66 | W | 30 | 57 | .526 | 5 | 15 | .333 | 4 | 8 | .500 | 8 | 27 | 35 | 36.8 | 14 | 17 | 14 | 5 | 4 | 69 | 80.1 |
| ABILENE CHRISTIAN | 12/21/23 | 83-73 | W | 27 | 52 | .519 | 7 | 15 | .467 | 22 | 28 | .786 | 7 | 38 | 45 | 37.5 | 17 | 9 | 17 | 6 | 2 | 83 | 80.3 |
| UNCW | 12/30/23 | 106-90 | W | 33 | 63 | .524 | 7 | 20 | .350 | 33 | 43 | .767 | 15 | 25 | 40 | 37.7 | 27 | 16 | 8 | 5 | 5 | 106 | 82.3 |
| AUBURN | 01/06/24 | 51-83 | L | 18 | 58 | .310 | 7 | 24 | .292 | 8 | 15 | .533 | 7 | 25 | 32 | 37.3 | 11 | 8 | 13 | 4 | 4 | 51 | 80.1 |
| at Georgia | 01/10/24 | 66-76 | L | 24 | 60 | .400 | 3 | 21 | .143 | 15 | 22 | .682 | 10 | 29 | 39 | 37.4 | 22 | 11 | 15 | 7 | 6 | 66 | 79.1 |
| at Florida | 01/13/24 | 68-90 | L | 23 | 61 | .377 | 5 | 15 | .333 | 17 | 25 | .680 | 9 | 22 | 31 | 37.0 | 16 | 8 | 9 | 8 | 8 | 68 | 78.4 |
| TEXAS A&M | 01/16/24 | 78-77 | W | 20 | 51 | .392 | 7 | 19 | .368 | 31 | 40 | .775 | 3 | 32 | 35 | 36.9 | 24 | 10 | 8 | 9 | 1 | 78 | 78.4 |
| SOUTH CAROLINA | 01/20/24 | 64-77 | L | 23 | 62 | .371 | 5 | 18 | .278 | 13 | 16 | .813 | 8 | 19 | 27 | 36.3 | 17 | 9 | 5 | 3 | 4 | 64 | 77.6 |
| at Ole Miss | 01/24/24 | 51-77 | L | 17 | 51 | .333 | 5 | 22 | .227 | 12 | 18 | .667 | 9 | 19 | 28 | 35.9 | 13 | 13 | 14 | 8 | 3 | 51 | 76.2 |
| KENTUCKY | 01/27/24 | 57-63 | L | 20 | 60 | .333 | 4 | 19 | .211 | 13 | 18 | .722 | 11 | 33 | 44 | 36.3 | 15 | 9 | 13 | 9 | 5 | 57 | 75.2 |
| at Missouri | 01/31/24 | 91-84 | W | 33 | 61 | .541 | 4 | 6 | .667 | 21 | 26 | .808 | 12 | 23 | 35 | 36.2 | 21 | 14 | 15 | 6 | 10 | 91 | 76.0 |
| at LSU | 02/03/24 | 74-95 | L | 24 | 55 | .436 | 3 | 13 | .231 | 23 | 33 | .697 | 9 | 21 | 30 | 36.0 | 20 | 10 | 12 | 3 | 8 | 74 | 75.9 |
| GEORGIA | 02/10/24 | 78-75 | W | 28 | 49 | .571 | 5 | 14 | .357 | 17 | 26 | .654 | 5 | 23 | 28 | 35.6 | 15 | 10 | 12 | 6 | 9 | 78 | 76.0 |
| Arkansas | | 1748 | | 590 | 1318 | .448 | 136 | 424 | .321 | 432 | 602 | .718 | 205 | 614 | 819 | 35.6 | 441 | 262 | 276 | 149 | 130 | 1748 | 76.0 |
| Opponents | | 1790 | | 621 | 1437 | .432 | 180 | 511 | .352 | 368 | 504 | .730 | 251 | 585 | 836 | 36.3 | 479 | 301 | 252 | 65 | 146 | 1790 | 77.8 |

Games played: 23
Points/game: 76.0
FG Pct: 44.8
3FG Pct: 32.1
FT Pct: 71.8

Rebounds/game: 35.6
Assists/game: 11.4
Turnovers/game: 12.0
Assist/turnover ratio: 0.9
Steals/game: 5.7
Blocks/game: 6.5

2023-24 OPPONENT GAME-BY-GAME STATISTICS

| Opponent | Date | Score | W/L | • TOTAL • | | | • 3-PTRS • | | | • REBOUNDS • | | | | PF | A | TO | Blk | Stl | Pts | Avg | | | |
|-------------------|----------|--------|-----|-----------|------|------|------------|-----|------|--------------|-----|------|-----|-----|-----|------|-----|-----|-----|-----|-----|------|------|
| | | | | FG | FGA | Pct | 3FG | FGA | Pct | FT | FTA | Pct | Off | | | | | | | | Def | Tot | Avg |
| ALCORN | 11/06/23 | 93-59 | W | 20 | 51 | .392 | 3 | 9 | .333 | 16 | 26 | .615 | 7 | 19 | 26 | 26.0 | 27 | 7 | 16 | 3 | 7 | 59 | 59.0 |
| GARDNER-WEBB | 11/10/23 | 86-68 | W | 25 | 72 | .347 | 6 | 23 | .261 | 12 | 21 | .571 | 11 | 29 | 40 | 33.0 | 19 | 14 | 10 | 0 | 9 | 68 | 63.5 |
| OLD DOMINION | 11/13/23 | 86-77 | W | 31 | 71 | .437 | 11 | 24 | .458 | 4 | 5 | .800 | 12 | 27 | 39 | 35.0 | 22 | 14 | 10 | 1 | 3 | 77 | 68.0 |
| UNC GREENSBORO | 11/17/23 | 72-78 | L | 26 | 54 | .481 | 9 | 24 | .375 | 17 | 23 | .739 | 5 | 27 | 32 | 34.2 | 22 | 15 | 10 | 1 | 8 | 78 | 70.5 |
| vs Stanford | 11/22/23 | 77-74 | Wot | 26 | 65 | .400 | 9 | 30 | .300 | 13 | 24 | .542 | 12 | 34 | 46 | 36.6 | 23 | 16 | 19 | 0 | 4 | 74 | 71.2 |
| vs Memphis | 11/23/23 | 79-84 | L | 26 | 53 | .491 | 8 | 24 | .333 | 24 | 30 | .800 | 9 | 15 | 24 | 34.5 | 20 | 14 | 13 | 7 | 10 | 84 | 73.3 |
| vs North Carolina | 11/24/23 | 72-87 | L | 28 | 57 | .491 | 6 | 14 | .429 | 25 | 35 | .714 | 13 | 25 | 38 | 35.0 | 24 | 11 | 10 | 0 | 3 | 87 | 75.3 |
| DUKE | 11/29/23 | 80-75 | W | 24 | 67 | .358 | 6 | 22 | .273 | 21 | 31 | .677 | 11 | 23 | 34 | 34.9 | 24 | 10 | 8 | 3 | 7 | 75 | 75.2 |
| FURMAN | 12/04/23 | 97-83 | W | 28 | 73 | .384 | 12 | 32 | .375 | 15 | 20 | .750 | 15 | 20 | 35 | 34.9 | 20 | 15 | 11 | 1 | 7 | 83 | 76.1 |
| vs Oklahoma | 12/09/23 | 70-79 | L | 25 | 49 | .510 | 7 | 18 | .389 | 22 | 28 | .786 | 8 | 25 | 33 | 34.7 | 22 | 11 | 15 | 0 | 6 | 79 | 76.4 |
| vs Lipscomb | 12/16/23 | 69-66 | W | 26 | 67 | .388 | 7 | 30 | .233 | 7 | 9 | .778 | 12 | 22 | 34 | 34.6 | 13 | 10 | 9 | 1 | 8 | 66 | 75.5 |
| ABILENE CHRISTIAN | 12/21/23 | 83-73 | W | 28 | 72 | .389 | 4 | 16 | .250 | 13 | 20 | .650 | 11 | 23 | 34 | 34.6 | 21 | 15 | 8 | 1 | 10 | 73 | 75.2 |
| UNCW | 12/30/23 | 106-90 | W | 28 | 66 | .424 | 10 | 28 | .357 | 24 | 34 | .706 | 15 | 20 | 35 | 34.6 | 29 | 13 | 8 | 2 | 3 | 90 | 76.4 |
| AUBURN | 01/06/24 | 51-83 | L | 34 | 70 | .486 | 7 | 18 | .389 | 8 | 11 | .727 | 11 | 35 | 46 | 35.4 | 14 | 16 | 7 | 5 | 5 | 83 | 76.9 |
| at Georgia | 01/10/24 | 66-76 | L | 25 | 60 | .417 | 9 | 27 | .333 | 17 | 22 | .773 | 9 | 31 | 40 | 35.7 | 21 | 13 | 13 | 5 | 7 | 76 | 76.8 |
| at Florida | 01/13/24 | 68-90 | L | 33 | 67 | .493 | 9 | 25 | .360 | 15 | 20 | .750 | 15 | 33 | 48 | 36.5 | 15 | 12 | 12 | 7 | 8 | 90 | 77.6 |
| TEXAS A&M | 01/16/24 | 78-77 | W | 24 | 74 | .324 | 6 | 29 | .207 | 23 | 33 | .697 | 19 | 28 | 47 | 37.1 | 26 | 5 | 2 | 3 | 5 | 77 | 77.6 |
| SOUTH CAROLINA | 01/20/24 | 64-77 | L | 28 | 54 | .519 | 9 | 18 | .500 | 12 | 17 | .706 | 8 | 31 | 39 | 37.2 | 16 | 20 | 10 | 1 | 1 | 77 | 77.6 |
| at Ole Miss | 01/24/24 | 51-77 | L | 31 | 66 | .470 | 7 | 19 | .368 | 8 | 10 | .800 | 16 | 27 | 43 | 37.5 | 17 | 17 | 9 | 6 | 8 | 77 | 77.5 |
| KENTUCKY | 01/27/24 | 57-63 | L | 23 | 63 | .365 | 9 | 20 | .450 | 8 | 12 | .667 | 8 | 31 | 39 | 37.6 | 19 | 13 | 9 | 6 | 8 | 63 | 76.8 |
| at Missouri | 01/31/24 | 91-84 | W | 27 | 59 | .458 | 10 | 20 | .500 | 20 | 22 | .909 | 11 | 15 | 26 | 37.0 | 23 | 13 | 18 | 4 | 9 | 84 | 77.1 |
| at LSU | 02/03/24 | 74-95 | L | 29 | 53 | .547 | 12 | 23 | .522 | 25 | 28 | .893 | 5 | 26 | 31 | 36.8 | 25 | 17 | 11 | 6 | 5 | 95 | 78.0 |
| GEORGIA | 02/10/24 | 78-75 | W | 26 | 54 | .481 | 4 | 18 | .222 | 19 | 23 | .826 | 8 | 19 | 27 | 36.3 | 17 | 10 | 14 | 2 | 5 | 75 | 77.8 |
| Opponents | | 1790 | | 621 | 1437 | .432 | 180 | 511 | .352 | 368 | 504 | .730 | 251 | 585 | 836 | 36.3 | 479 | 301 | 252 | 65 | 146 | 1790 | 77.8 |
| Arkansas | | 1748 | | 590 | 1318 | .448 | 136 | 424 | .321 | 432 | 602 | .718 | 205 | 614 | 819 | 35.6 | 441 | 262 | 276 | 149 | 130 | 1748 | 76.0 |

Games played: 23
Points/game: 77.8
FG Pct: 43.2
3FG Pct: 35.2
FT Pct: 73.0

Rebounds/game: 36.3
Assists/game: 13.1
Turnovers/game: 11.0
Assist/turnover ratio: 1.2
Steals/game: 6.3
Blocks/game: 2.8

2023-24 ARKANSAS RAZORBACKS GAME HIGHS AND LEADERS

| Opponent | DATE | SCORE | RESULT | POINTS | REBOUNDS | ASSISTS | STEALS | BLOCKED SHOTS |
|-------------------|----------|--------|--------|------------------------------------|---|---|--|---|
| ALCORN | 11/06/23 | 93-59 | W | 21-Khalif Battle | 8-Jalen Graham | 5-Davonte Davis | 2-Baye Fall Joseph Pinion | 2-Baye Fall |
| GARDNER-WEBB | 11/10/23 | 86-68 | W | 21-Khalif Battle | 7-Trevon Brazile | 3-EI Ellis | 1-EI Ellis Davonte Davis Baye Fall Chandler Lawson | 5-Trevon Brazile |
| OLD DOMINION | 11/13/23 | 86-77 | W | 17-EI Ellis | 10-Makhi Mitchell | 8-EI Ellis | 1-EI Ellis Davonte Davis Trevon Brazile | 4-Trevon Brazile |
| UNC GREENSBORO | 11/17/23 | 72-78 | L | 21-Tramon Mark | 9-Trevon Brazile | 3-Davonte Davis | 3-Tramon Mark | 2-Trevon Brazile Jeremiah Davenport |
| vs Stanford | 11/22/23 | 77-74 | WOT | 25-Tramon Mark | 17-Trevon Brazile | 3-Davonte Davis | 3-Layden Blocker | 5-Chandler Lawson |
| vs Memphis | 11/23/23 | 79-84 | L | 21-Khalif Battle | 10-Trevon Brazile | 3-EI Ellis | 2-Trevon Brazile | 2-Makhi Mitchell |
| vs North Carolina | 11/24/23 | 72-87 | L | 34-Tramon Mark | 5-Tramon Mark | 2-Chandler Lawson | 3-Layden Blocker | 2-Trevon Brazile |
| DUKE | 11/29/23 | 80-75 | W | 21-Khalif Battle | 11-Trevon Brazile | 6-EI Ellis | 2-Layden Blocker | 6-Chandler Lawson |
| FURMAN | 12/04/23 | 97-83 | W | 25-Khalif Battle | 10-Davonte Davis | 8-Davonte Davis | 2-Tramon Mark | 3-Layden Blocker Chandler Lawson |
| vs Oklahoma | 12/09/23 | 70-79 | L | 13-Khalif Battle | 6-Makhi Mitchell | 2-Makhi Mitchell Jalen Graham Tramon Mark | 2-Makhi Mitchell Trevon Brazile | 3-Makhi Mitchell |
| vs Lipscomb | 12/16/23 | 69-66 | W | 17-Tramon Mark | 6-Trevon Brazile | 4-Layden Blocker | 2-Jeremiah Davenport Layden Blocker | 2-Jalen Graham |
| ABILENE CHRISTIAN | 12/21/23 | 83-73 | W | 25-Tramon Mark | 11-Tramon Mark | 2-Tramon Mark Davonte Davis Keyon Menifield Jr. | 1-Trevon Brazile Khalif Battle | 2-Jalen Graham Chandler Lawson |
| UNCW | 12/30/23 | 106-90 | W | 32-Keyon Menifield Jr. | 8-Trevon Brazile | 6-Davonte Davis | 3-Davonte Davis | 2-Makhi Mitchell |
| AUBURN | 01/06/24 | 51-83 | L | 14-Keyon Menifield Jr. | 7-Trevon Brazile | 4-Keyon Menifield Jr. | 2-Jalen Graham | 3-Trevon Brazile |
| at Georgia | 01/10/24 | 66-76 | L | 24-Tramon Mark | 7-Tramon Mark | 3-Khalif Battle Makhi Mitchell Tramon Mark | 3-Tramon Mark | 3-Makhi Mitchell Tramon Mark |
| at Florida | 01/13/24 | 68-90 | L | 14-Layden Blocker | 7-Trevon Brazile | 3-Jeremiah Davenport | 2-Trevon Brazile Tramon Mark Layden Blocker | 3-Makhi Mitchell |
| TEXAS A&M | 01/16/24 | 78-77 | W | 35-Tramon Mark | 6-EI Ellis Davonte Davis | 4-Chandler Lawson | 1-Keyon Menifield Jr. | 3-Tramon Mark |
| SOUTH CAROLINA | 01/20/24 | 64-77 | L | 18-Tramon Mark | 7-Chandler Lawson | 2-EI Ellis | 1-Tramon Mark Layden Blocker Trevon Brazile Davonte Davis | 1-Trevon Brazile Chandler Lawson Jalen Graham |
| at Ole Miss | 01/24/24 | 51-77 | L | 11-Khalif Battle | 4-Khalif Battle Trevon Brazile | 3-Layden Blocker | 1-Chandler Lawson Keyon Menifield Jr. Trevon Brazile | 3-Joseph Pinion |
| KENTUCKY | 01/27/24 | 57-63 | L | 12-Makhi Mitchell | 13-Makhi Mitchell | 3-Tramon Mark | 2-Tramon Mark | 4-Makhi Mitchell |
| at Missouri | 01/31/24 | 91-84 | W | 22-Tramon Mark | 14-Makhi Mitchell | 4-Jalen Graham | 4-Jalen Graham | 3-Jalen Graham |
| at LSU | 02/03/24 | 74-95 | L | 20-Tramon Mark | 6-Tramon Mark | 4-Makhi Mitchell | 2-Layden Blocker Jalen Graham Tramon Mark | 2-Jalen Graham |
| GEORGIA | 02/10/24 | 78-75 | W | 15-EI Ellis Keyon Menifield Jr. | 5-Makhi Mitchell EI Ellis Tramon Mark | 3-EI Ellis Davonte Davis | 3-Tramon Mark EI Ellis | 3-Makhi Mitchell |

| LED TEAM IN POINTS (including ties) | |
|--|---|
| Mark | 9 |
| Battle | 7 |
| Menifield | 3 |
| Ellis | 2 |
| Blocker | 1 |
| Mitchell | 1 |

| LED TEAM IN REBS (including ties) | |
|--------------------------------------|----|
| Brazile | 10 |
| Mitchell | 5 |
| Mark | 3 |
| Davis | 2 |
| Ellis | 2 |
| Lawson | 1 |
| Graham | 1 |
| Battle | 1 |

| LED TEAM IN ASSISTS (including ties) | |
|---|---|
| Davis | 7 |
| Ellis | 6 |
| Mark | 4 |
| Menifield | 2 |
| Mitchell | 2 |
| Lawson | 2 |
| Blocker | 2 |
| Graham | 2 |
| Battle | 1 |
| Davenport | 1 |

| LED TEAM IN STEALS (including ties) | |
|--|---|
| Mark | 7 |
| Brazile | 7 |
| Blocker | 6 |
| Davis | 4 |
| Ellis | 3 |
| Fall | 2 |
| Lawson | 2 |
| Menifield | 2 |
| Graham | 2 |
| Davenport | 1 |
| Pinion | 1 |
| Mitchell | 1 |
| Battle | 1 |

| LED TEAM IN BLKS (including ties) | |
|--------------------------------------|---|
| Mitchell | 7 |
| Brazile | 6 |
| Lawson | 5 |
| Graham | 4 |
| Mark | 2 |
| Davenport | 1 |
| Fall | 1 |
| Blocker | 1 |
| Pinion | 1 |

ARKANSAS RAZORBACKS

2023-24 GAME-BY-GAME POINTS-ASSISTS-REBOUNDS

| Opponent | Date | Score | WL | 0 | 1 | 2 | 3 | 4 | 5 | 6 | 7 | 8 | 10 | 11 | 12 | 15 | 21 | 24 | 45 |
|----------|----------|--------|-----|--------|-----------|---------|--------|--------|--------|---------|--------|--------|-------|---------|---------|----------|----------|-----------|-------|
| | | | | Battle | Menifield | Brazile | Ellis | Davis | Pinion | Blocker | Harris | Lawson | Fall | Graham | Mark | Mitchell | Arbogast | Davenport | Blake |
| ALCORN | 11/06/23 | 93-59 | W | 21-3-2 | -- | 13-6-0 | 8-0-4 | 5-5-5 | 7-1-0 | 0-0-1 | 5-7-2 | 2-2-0 | 4-4-0 | 8-8-0 | 16-1-3 | 0-0-0 | 0-0-0 | 3-3-3 | 1-1-0 |
| GW | 11/10/23 | 86-68 | W | 21-4-1 | -- | 10-7-0 | 13-6-3 | 4-5-2 | 5-0-0 | DNP | 0-0-1 | 5-3-0 | 0-4-0 | 4-3-0 | 14-3-2 | 5-5-2 | 0-0-0 | 5-3-0 | 0-0-0 |
| ODU | 11/13/23 | 86-77 | W | 13-2-1 | -- | 11-4-2 | 17-3-8 | 16-5-2 | DNP | 0-0-0 | DNP | 2-2-0 | DNP | 2-0-0 | 7-6-1 | 15-10-1 | DNP | 3-1-0 | DNP |
| UNCG | 11/17/23 | 72-78 | L | 11-6-2 | -- | 9-9-0 | 19-4-0 | 10-6-3 | 0-0-0 | 0-0-0 | DNP | 0-1-0 | DNP | DNP-Inj | 21-2-1 | 2-0-1 | DNP | 0-0-0 | DNP |
| vs STAN | 11/22/23 | 77-74 | WOT | 9-1-0 | -- | 14-17-2 | 0-0-0 | 10-6-3 | 0-1-0 | 4-2-0 | DNP | 9-13-0 | DNP | DNP-Inj | 25-1-1 | 6-3-0 | DNP | 0-0-0 | DNP |
| vs MEM | 11/23/23 | 79-84 | L | 21-2-0 | -- | 13-10-1 | 0-1-3 | 15-3-1 | 0-0-0 | 9-3-1 | DNP | 5-3-0 | DNP | DNP-Inj | 12-1-0 | 4-2-1 | DNP | DNP-Inj | DNP |
| vs UNC | 11/24/23 | 72-87 | L | 9-4-1 | -- | 0-2-1 | 0-2-0 | 0-1-0 | 0-0-0 | 11-2-1 | 0-0-0 | 4-3-2 | 0-1-0 | DNP-Inj | 34-5-0 | 5-1-0 | DNP | 9-1-1 | DNP |
| DUKE | 11/29/23 | 80-75 | W | 21-5-5 | -- | 19-11-0 | 9-3-6 | 3-3-2 | DNP | 9-3-1 | DNP | 7-8-1 | 0-1-0 | 0-0-0 | DNP-Inj | 6-3-1 | DNP | 6-0-1 | DNP |
| FURMAN | 12/04/23 | 97-83 | W | 25-1-1 | -- | 13-4-0 | 3-3-2 | 7-10-8 | DNP | 9-5-5 | DNP | 19-3-1 | DNP | 2-3-0 | 7-3-2 | 8-2-1 | DNP | 4-0-1 | DNP |
| vs OU | 12/09/23 | 70-79 | L | 13-2-1 | -- | 0-1-1 | 5-0-0 | 4-4-0 | 4-1-0 | 7-2-0 | DNP | 0-0-0 | DNP | 8-5-2 | 8-2-2 | 9-6-2 | DNP | 12-1-0 | DNP |
| vs LIP | 12/16/23 | 69-66 | W | 2-2-0 | 2-3-2 | 6-6-1 | 0-0-0 | 4-3-3 | 0-0-0 | 2-4-4 | 0-0-0 | 4-1-0 | DNP | 11-1-1 | 17-3-3 | 12-5-0 | DNP | 9-4-3 | DNP |
| ACU | 12/21/23 | 83-73 | W | 18-4-0 | 11-6-2 | 8-4-0 | 0-0-0 | 4-3-2 | DNP | 0-0-1 | DNP | 9-10-1 | DNP | 7-3-0 | 25-11-2 | 1-3-1 | DNP | 0-1-0 | DNP |
| UNCW | 12/30/23 | 106-90 | W | 2-1-1 | 32-4-5 | 12-8-1 | 4-2-0 | 14-6-6 | 0-0-0 | 3-2-1 | 0-0-0 | 3-5-1 | DNP | 16-6-0 | 18-2-1 | 0-1-0 | 0-0-0 | 2-1-0 | DNP |
| AUB | 01/06/24 | 51-83 | L | 4-2-0 | 14-3-4 | 11-7-0 | 0-1-0 | 2-1-1 | 0-2-0 | 0-0-0 | 0-0-0 | 3-0-0 | 1-0-0 | 4-6-0 | 10-5-2 | 2-3-1 | DNP | DNP | DNP |
| at UGA | 01/10/24 | 66-76 | L | 3-1-3 | 0-0-1 | 9-6-0 | 0-0-0 | 7-6-0 | DNP | 0-0-0 | DNP | 0-0-0 | DNP | 9-1-0 | 24-7-3 | 7-6-3 | DNP | 7-4-1 | DNP |
| at UF | 01/13/24 | 68-90 | L | 0-1-0 | 0-0-0 | 7-7-1 | 0-0-0 | 0-0-0 | 12-2-1 | 14-4-1 | 0-0-0 | 0-0-0 | 0-0-0 | 10-5-0 | 12-4-2 | 0-4-0 | 0-0-0 | 13-0-3 | DNP |
| TA&M | 01/16/24 | 78-77 | W | DNP | 3-1-2 | 8-5-0 | 15-6-2 | 7-6-1 | DNP | 0-0-0 | DNP | 2-5-4 | DNP | 0-0-0 | 35-5-0 | 0-0-1 | DNP-Inj | 8-1-0 | DNP |
| USC | 01/20/24 | 64-77 | L | 3-0-0 | 2-0-0 | 3-6-0 | 9-2-2 | 8-3-1 | 2-1-0 | 0-1-1 | 0-0-0 | 4-7-1 | DNP | 3-0-1 | 18-2-1 | 4-1-1 | DNP-Inj | 8-1-1 | DNP |
| at OM | 01/24/24 | 51-77 | L | 11-4-2 | 7-1-1 | 3-4-0 | 2-3-1 | 0-0-0 | 10-1-2 | 0-2-3 | 2-1-0 | 2-0-0 | 1-1-0 | 6-2-2 | DNP-III | 4-1-0 | DNP-Inj | 3-3-2 | DNP |
| UK | 01/27/24 | 57-63 | L | 11-5-2 | DNP | DNP-Inj | 7-3-1 | -- | 0-0-0 | 0-0-0 | DNP | 5-7-2 | DNP | 8-2-0 | 11-8-3 | 12-13-1 | DNP | 1-0-0 | DNP |
| at MIZ | 01/31/24 | 91-84 | W | 6-3-2 | 16-2-3 | DNP-Inj | DNP | -- | DNP | 9-3-2 | 0-0-0 | 6-3-0 | DNP | 13-1-4 | 22-4-1 | 19-14-2 | 0-0-0 | 0-3-0 | 0-0-0 |
| at LSU | 02/03/24 | 74-95 | L | 0-1-0 | 4-1-1 | DNP-Inj | DNP | -- | 2-2-0 | 9-3-3 | 0-1-0 | 6-2-0 | DNP | 18-4-1 | 20-6-0 | 10-3-4 | 0-0-0 | 5-3-1 | 0-0-0 |
| UGA | 02/10/24 | 78-75 | W | 0-0-0 | 15-4-1 | DNP-Inj | 15-5-3 | 4-4-3 | DNP | 2-1-0 | DNP | 4-0-0 | DNP | 11-3-0 | 13-5-2 | 14-5-1 | DNP | 0-0-0 | DNP |

ARKANSAS RAZORBACKS

2023-24 STARTING LINEUPS

| Date | Opponent | 1st SUB(S) | Outcome | RECORD BY LINEUP (14): | | | | RECORD BY STARTER | | | | | | |
|---------|----------|--|--------------|------------------------|--------|-----------|-----------|-------------------|-----|-----------|---|------|--|--|
| Nov. 6 | Alcorn | Ellis, Davis, Mark, Brazile, Lawson, Mitchell | W, 93-59 | Ellis | Davis | Mark | Brazile | Lawson | 4-2 | Brazile | 18 | 10-8 | | |
| Nov 10 | GWU | Ellis, Davis, Mark, Brazile, Lawson, Battle/Mitchell | W, 86-68 | Ellis | Davis | Mark | Davenport | Brazile | 0-1 | Davis | 18 | 10-8 | | |
| Nov 13 | ODU | Ellis, Davis, Mark, Brazile, Lawson, Mitchell/Battle | W, 86-77 | Davis | Mark | Davenport | Brazile | Mitchell | 1-0 | Mark | 18 | 8-10 | | |
| Nov 17 | UNCG | Ellis, Davis, Mark, Brazile, Davenport, Battle | L, 72-78 | Blocker | Davis | Mark | Brazile | Mitchell | 0-2 | Lawson | 17 | 11-6 | | |
| Nov 22 | Stanford | Davis, Mark, Davenport, Brazile, Mitchell, Lawson | 20T W, 77-74 | Ellis | Davis | Davenport | Brazile | Lawson | 3-0 | Ellis | 12 | 8-4 | | |
| Nov 23 | Memphis | Blocker, Davis, Mark, Brazile, Mitchell, Battle/Ellis | L, 79-84 | Davis | Pinion | Davenport | Brazile | Lawson | 1-0 | Davenport | 8 | 6-2 | | |
| Nov 24 | UNC | Blocker, Davis, Mark, Brazile, Mitchell, Ellis/Battle | L, 72-87 | Menifield | Davis | Mark | Brazile | Lawson | 1-0 | Mitchell | 5 | 1-4 | | |
| Nov 29 | DUKE | Ellis, Davis, Davenport, Brazile, Lawson, Battle | W, 80-75 | Menifield | Mark | Brazile | Graham | Lawson | 0-1 | Blocker | 5 | 2-3 | | |
| Dec. 4 | FUR | Ellis, Davis, Davenport, Brazile, Lawson, Battle | W, 97-83 | Menifield | Davis | Mark | Brazile | Mitchell | 0-1 | Menifield | 4 | 1-3 | | |
| Dec. 9 | vs Okla | Ellis, Davis, Mark, Brazile, Lawson, Battle | L, 70-79 | Mark | Davis | Davenport | Brazile | Mitchell | 0-1 | Graham | 4 | 1-3 | | |
| Dec. 16 | vs Lip | Davis, Pinion, Davenport, Brazile, Lawson, Mitchell/Mark | W, 69-66 | Menifield | Davis | Battle | Harris | Lawson | 0-1 | Pinion | 1 | 1-0 | | |
| Dec. 21 | ACU | Ellis, Davis, Davenport, Brazile, Lawson, Mark | W, 83-73 | Ellis | Battle | Mark | Graham | Lawson | 0-1 | Battle | 3 | 1-2 | | |
| Dec. 30 | UNCW | Menifield, Davis, Mark, Brazile, Lawson, Battle/Graham/Pinion/Harris/Ellis | W, 106-90 | Blocker | Battle | Mark | Graham | Lawson | 1-1 | Harris | 1 | 0-1 | | |
| Blocker | Ellis | Mark | Davenport | Lawson | 1-0 | | | | | | | | | |
| Jan 6 | AUB | Menifield, Mark, Brazile, Graham, Lawson, Davis | L, 51-83 | | | | | | | | RECORD BY 1ST SUB (including ties) | | | |
| Jan 10 | @ UGA | Menifield, Davis, Mark, Brazile, Mitchell, Graham | L, 66-76 | Battle | 9 | 6-3 | | | | | | | | |
| Jan 13 | @ FLA | Mark, Davis, Davenport, Brazile, Mitchell, Graham | L, 68-90 | Mitchell | 8 | 6-2 | | | | | | | | |
| Jan 16 | TX A&M | Ellis, Davis, Mark, Brazile, Lawson, Menifield | W, 78-77 | Graham | 4 | 1-3 | | | | | | | | |
| Jan. 20 | S CAR | Ellis, Davis, Mark, Brazile, Lawson, Davenport/Graham | L, 64-77 | Ellis | 3 | 1-2 | | | | | | | | |
| Jan. 24 | @ OM | Menifield, Davis, Battle, Harris, Lawson, Mitchell | L, 51-77 | Mark | 2 | 2-0 | | | | | | | | |
| Jan. 27 | UK | Ellis, Battle, Mark, Graham, Lawson, Mitchell | L, 57-63 | Davis | 2 | 1-1 | | | | | | | | |
| Jan. 31 | @ MIZ | Blocker, Battle, Mark, Graham, Lawson, Mitchell | W, 91-84 | Lawson | 1 | 1-0 | | | | | | | | |
| Feb. 3 | @ LSU | Blocker, Battle, Mark, Graham, Lawson, Mitchell | L, 74-95 | Pinion | 1 | 1-0 | | | | | | | | |
| Feb. 10 | UGA | Blocker, Ellis, Mark, Davenport, Lawson, Davis | W, 78-75 | Harris | 1 | 1-0 | | | | | | | | |
| | | | | Menifield | 1 | 1-0 | | | | | | | | |
| | | | | Davenport | 1 | 0-1 | | | | | | | | |

ARKANSAS RAZORBACKS

2023-24 SPECIALTY STATS (ARKANSAS/OPPONENT)

| Opponent | Pts Off TO | Pts In Paint | 2nd Chance | Fast Break | Bench | Lead Chng | Ties | Ark Largest Lead | Best Ark Run | Opp Largest Lead | Best Opp Run | Ark Led | Opp Led | Gm Tied |
|-------------------|----------------|----------------|----------------|----------------|----------------|-----------|-----------|--------------------|--------------|--------------------|--------------|--------------|--------------|-------------|
| ALCORN | 22 / 11 | 32 / 30 | 8 / 8 | 18 / 13 | 49 / 17 | 0 | 0 | 37 0:50 2nd | 9-0 | -- -- -- | 6-0 | 39:41 | -- | 0:19 |
| GARDNER-WEBB | 11 / 15 | 36 / 36 | 7 / 14 | 16 / 8 | 40 / 19 | 7 | 6 | 26 4:30 2nd | 9-0 | 8 16:25 1st | 8-0 | 27:24 | 9:55 | 2:41 |
| OLD DOMINION | 18 / 5 | 44 / 32 | 15 / 16 | 9 / 21 | 33 / 40 | 1 | 1 | 14 5:06 2nd | 10-0 | 3 17:35 1st | 8-0 | 36:01 | 2:31 | 1:28 |
| UNC GREENSBORO | 8 / 16 | 30 / 32 | 7 / 7 | 14 / 6 | 13 / 27 | 1 | 2 | 2 19:42 1st | 6-0 | 15 18:11 2nd | 7-0 | 1:26 | 35:35 | 2:59 |
| vs Stanford | 12 / 10 | 32 / 30 | 21 / 7 | 4 / 7 | 22 / 14 | 10 | 11 | 4 3:45 OT1 | 8-0 | 9 15:25 2nd | 8-0 | 14:29 | 26:32 | 9:22 |
| vs Memphis | 10 / 27 | 20 / 32 | 14 / 14 | 4 / 15 | 26 / 22 | 14 | 9 | 5 5:20 1st | 6-0 | 10 4:54 2nd | 7-0 | 5:31 | 30:00 | 3:29 |
| vs North Carolina | 11 / 17 | 36 / 24 | 7 / 10 | 17 / 15 | 22 / 23 | 7 | 7 | 3 0:565 1st | 8-0 | 15 1:26 2nd | 9-0 | 4:09 | 33:44 | 2:07 |
| DUKE | 11 / 12 | 28 / 36 | 5 / 14 | 11 / 24 | 36 / 9 | 16 | 8 | 14 8:55 2nd | 7-0 | 3 9:21 1st | 6-0 | 25:20 | 7:42 | 6:58 |
| FURMAN | 15 / 10 | 52 / 30 | 6 / 12 | 23 / 16 | 51 / 24 | 6 | 2 | 20 9:18 2nd | 12-0 | 3 17:42 1st | 6-0 | 36:11 | 2:26 | 1:23 |
| vs Oklahoma | 16 / 13 | 26 / 36 | 8 / 13 | 13 / 4 | 53 / 27 | 6 | 7 | 4 14:20 1st | 8-0 | 19 15:20 2nd | 12-0 | 3:55 | 29:42 | 6:23 |
| vs Lipscomb | 12 / 6 | 36 / 32 | 6 / 13 | 14 / 6 | 46 / 14 | 1 | 1 | 20 11:59 2nd | 9-0 | 4 18:27 1st | 17-0 | 37:09 | 1:44 | 1:07 |
| ACU | 7 / 16 | 38 / 40 | 9 / 19 | 7 / 15 | 62 / 23 | 6 | 5 | 13 2:22 2nd | 10-0 | 9 19:45 2nd | 10-0 | 25:52 | 9:53 | 4:15 |
| UNCW | 9 / 9 | 30 / 50 | 21 / 25 | 23 / 23 | 27 / 47 | 8 | 8 | 19 6:22 2nd | 7-0 | 6 9:22 1st | 7-0 | 30:26 | 4:29 | 5:05 |
| AUBURN | 6 / 10 | 18 / 48 | 4 / 13 | 7 / 17 | 9 / 46 | 6 | 6 | 6 14:44 1st | 8-0 | 32 0:26 2nd | 10-0 | 5:48 | 30:30 | 3:25 |
| at Georgia | 10 / 25 | 34 / 26 | 10 / 9 | 6 / 11 | 19 / 40 | 0 | 0 | -- -- -- | 6-0 | 13 4:57 1st | 12-0 | -- | 39:02 | 0:58 |
| at Florida | 13 / 6 | 28 / 38 | 8 / 17 | 14 / 14 | 36 / 29 | 4 | 1 | 2 18:10 1st | 7-0 | 25 1:03 2nd | 13-0 | 1:37 | 37:08 | 1:15 |
| TEXAS A&M | 1 / 12 | 22 / 28 | 9 / 25 | 4 / 16 | 11 / 20 | 2 | 1 | 20 8:01 1st | 9-0 | 1 0:07 2nd | 7-0 | 38:07 | 0:06 | 1:48 |
| SOUTH CAROLINA | 8 / 4 | 32 / 38 | 14 / 5 | 8 / 7 | 22 / 17 | 0 | 0 | -- -- -- | 6-0 | 19 10:03 2nd | 8-0 | -- | 39:19 | 0:41 |
| at Ole Miss | 4 / 22 | 20 / 38 | 11 / 17 | 2 / 12 | 29 / 15 | 0 | 0 | -- -- -- | 5-0 | 29 2:05 2nd | 10-0 | -- | 39:39 | 0:21 |
| KENTUCKY | 5 / 12 | 30 / 28 | 10 / 5 | 11 / 12 | 15 / 20 | 5 | 3 | 6 14:44 1st | 6-0 | 10 0:39 2nd | 8-0 | 25:28 | 11:00 | 3:32 |
| at Missouri | 25 / 15 | 56 / 30 | 17 / 17 | 19 / 16 | 35 / 28 | 1 | 2 | 23 17:23 2nd | 10-0 | 2 19:11 1st | 6-0 | 37:18 | 0:19 | 2:23 |
| at LSU | 10 / 19 | 38 / 30 | 8 / 6 | 19 / 8 | 21 / 31 | 1 | 1 | 2 19:36 1st | 7-0 | 28 2:01 2nd | 10-0 | 1:39 | 37:08 | 1:13 |
| GEORGIA | 21 / 8 | 42 / 44 | 9 / 11 | 19 / 15 | 44 / 20 | 10 | 15 | 12 17:38 1st | 10-0 | 4 15:07 1st | 8-0 | 25:45 | 7:05 | 7:45 |

BOLD INDICATES SEASON HIGHS

BLACK BOX INDICATES LARGEST UA LEAD IN A LOSS

RED BOX INDICATES LARGEST UA DEFICIT IN A WIN

LAST TIME AN ARKANSAS PLAYER...

• SCORING •

Scored 30 Points: 35 Tramon Mark vs Texas A&M (01/16/24)

Scored 40 Points: 40 Mason Jones vs Auburn (02/04/20)

Scored 50 Points: 51 Rotnei Clarke vs. Alcorn State (11/13/09)

RECORD: 51 Rotnei Clarke vs. Alcorn State (11/13/09)

• FIELD GOALS MADE •

Made 15 Field Goals: 15 (15-21) Rotnei Clarke vs. Alcorn State (11/13/09)

Made 20 Field Goals: 20 (2-30) Dean Tolson vs. Texas A&M (03/02/74)

RECORD: 20 (20-30) Dean Tolson vs. Texas A&M (03/02/74)

• FIELD GOALS ATTEMPTED •

Attempted 20 Field Goals: 23 (9-23) Nick Smith Jr., at Alabama (02/25/23)

Attempted 25 Field Goals: 26 (11-26) JD Notae vs Mercer (11/09/21)

RECORD: 30 (20-30) Dean Tolson vs. Texas A&M (03/02/74)

• FIELD GOAL PERCENTAGE •

Shot 100% FG (Min. 8 att): 100% Moses Kingsley (8-8) at Missouri (01/12/16)

RECORD (min 10 att): 100% Darryl Saulsberry (10-10) (01/14/75)

• 3-POINTERS MADE •

Made 7 3-pointers: 8 (8-11) Mason Jones at Texas A&M (03/07/20)

Made 10 3-pointers: 10 (10-13) by Isaiah Joe vs. FIU (12/01/18)

Made 11-Plus 3-pointers: 13 (13-17) by Rotnei Clarke vs. Alcorn State (11/13/09)

RECORD: 13 (13-17) by Rotnei Clarke vs. Alcorn State (11/13/09) (SEC record)

• 3-POINTERS ATTEMPTED •

Attempted 15 3-Pointers: 15 (6-15) Isaiah Joe at Texas A&M (03/07/20)

Attempted 20 3-Pointers: 24 (10-24) Pat Bradley vs. North Texas (12/30/98)

RECORD: 24 (10-24) Pat Bradley vs. North Texas (12/30/98) (SEC record)

• FREE THROWS MADE •

Made 10 Free Throws: 10 (10-10) Tramon Mark at Georgia (01/10/24)

Made 15 Free Throws: 17 (17-22) Tramon Mark vs Texas A&M (01/16/24)

Made 20 Plus Free Throws: 22 (22-24) Martin Terry vs. Texas A&M (01/22/72)

RECORD: 22 (22-24) by Martin Terry vs. Texas A&M (01/22/72)

• FREE THROWS ATTEMPTED •

Attempted 15 Free Throws: 17 (13-17) Keyon Menifield Jr. vs UNCW (12/30/23)

Attempted 20 Free Throws: 22 (17-22) Tramon Mark vs Texas A&M (01/16/24)

Attempted 24 Plus Free Throws: 24 (22-24) Martin Terry vs. Texas A&M (01/22/72)

RECORD: 24 (22-24) Martin Terry vs. Texas A&M (01/22/72)

• FREE THROW PERCENTAGE •

Shot 100% FT (min 10 att): Tramon Mark (10-10) at Georgia (01/10/24)

RECORD (min. 11 att): 9x - Best: Tommy Boyer (18-18) in 1963

• REBOUNDS •

Grabbed 15-19 Rebounds: 17 Trevon Brazile vs Stanford (11/22/23)

Grabbed 20-Plus Rebounds: 23 Nick Davis vs. Jackson State (11/21/97)

RECORD: 23 by Nick Davis vs. Jackson State (11/21/97)

• Grabbed 10 Offensive Rebounds: 11 Justin Smith vs Oral Roberts (03/27/21)

• Grabbed 10 Defensive Rebounds: 14 Khi Mitchell & Devo Davis vs UNCG (12/06/22)

• ASSISTS •

Had 10 Assists: 10 by Jalen Tate vs Georgia (01/09/21)

Had 15 Assists: 15 by Dontell Jefferson vs. Portland State (11/18/05)

RECORD: 15 by Dontell Jefferson vs. Portland State (11/18/05)

• STEALS •

Had 5 Steals: 5 Anthony Black vs UConn (03/23/23)

Had 6-7 Steals: 6 Jaylin Williams vs Texas A&M (01/22/22)

Had 8-9 Steals: 8 JD Notae vs New Mexico State (03/19/22)

RECORD: 9 by Robert Shepard at Arizona (12/06/92)

• BLOCKED SHOTS •

Had 5 Blocks: 5 Chandler Lawson vs Stanford (11/22/23)

Had 6-9 Blocks: 7 Makhel Mitchell vs Texas A&M (01/31/23)

Had 10 Blocks: 10 Steven Hill vs. Texas State (12/06/05)

RECORD: 10 Steven Hill vs. Texas St. (12/06/05) & Oliver Miller vs. Texas (02/04/90)

• TURNOVERS •

Committed 5-9 Turnovers: 6 Anthony Black at Tennessee (02/28/23)

Committed 10 Plus Turnovers: 10 Courtney Fortson at South Carolina (02/21/09)

• MINUTES PLAYED •

40 Minutes (Regulation): 40:00 Ricky Council IV vs Kansas (03/18/23)

40+ Min w/OT: 3 vs Stanford (11/22/23) - Brazile (45:52) - Davis (45:14) - Mark (41:08)

45+ Minutes: 2 vs Stanford (11/22/23) - Brazile (45:52) - Davis (45:14)

• MISCELLANEOUS •

2 Players Scored 20+ Pts In Same Game: Davonte Davis (25) & Ricky Council IV (21) vs Kansas (03/18/23)

3 Players Scored 20+ Pts in Same Game: at Alabama (02/25/23)
Nick Smith Jr. (24), Davonte Davis (21) and Ricky Council IV (20)

2 Players Scored 20+ Pts In Back-To-Back Gms: Nick Smith Jr. (26/24) & Ricky Council IV (22/20) vs Georgia (02/21/23) and at Alabama (02/25/23)

2 Players Scored 20+ Pts In 3 Straight: Mason Jones (41/20/21) & Isaiah Joe (20/21/24) vs Tulsa (12/14/19), Valpo (12/21/19) and Indiana (12/29/19)

8 Players Scored in Double Digits: Mississippi Valley State (11/25/20)
Connor Vanover (25), Desi Silis (19), Moses Moody (16), Vance Jackson (15)
Khaleen Robinson (15), Justin Smith (13), JD Notae (13), Jalen Tate (12)

Scored 20 or More Points in Five-Plus Consecutive Games: (5) by Mason Jones
37, 26, 36, 30, 22 (02/26/20 to 03/11/20)

Scored 20 or More Points in 10-Plus Consecutive Games: (11) by Todd Day
20, 23, 26, 26, 22, 31, 23, 21, 27, 21, 20 (12/01/90 to 01/12/91)

Scored 30 or More Points in 3 Straight Games: Mason Jones (**only Razorback**)
34 vs. S. Carolina (01/29/20), 30 at Alabama (02/01/20), 40 vs Auburn (02/04/20)

Most Points in Back-To-Back Games: 82 by Martin Terry
35 at TCU (02/20/73) and 47 vs. SMU (02/24/73)

Consecutive Free Throws Made: 48 by Ricky Medlock (20 gms; 12/21/74 to 03/04/75)

Double-Double: Pts/Rebs: Makhi Mitchell (19 & 14) at Missouri (01/31/24)

Double-Double: Pts/Assists: Jalen Tate (15 & 10) vs Georgia (01/09/21)

Two Players with Double-Double in Same Game: vs UNC Greensboro (12/06/22)

Khi Mitchell (13 pts & 14 rebs) and Devo Davis (10 pts & 10 rebs)

5 Straight Double-Doubles: (7) Jaylin Williams 13 & 11 vs AUB; 22 & 10 at BAMA;

13 & 11 at MIZ; 13 & 16 vs TENN; 15 & 10 at FLA; 16 & 12 vs UK; 19 & 10 vs LSU

3+ Straight Double-Doubles in SEC: (5) Jaylin Williams (AUB/@Bama/@MIZ/TEN/@FLA/UK/LSU)

Most Consecutive Double-Doubles: 9 by Dean Tolson (1973-74) and 6 by Derek Hood (1998-99)

Three Players with Double-Double in Same Game: vs Alabama (01/16/10) - Marshawn Powell

18 pts, 10 rebs, Mike Washington (17 pts, 13 rebs) and Courtney Fortson (12 pts, 10 assists)

Had 5-Plus Assists in 5-Plus Consecutive Games: (6) by Jalen Harris

11, 6, 10, 12, 7, 10 (11/21/81 thru 12/15/18)

Had 10 or More Assists in Back-to-Back Games: Jalen Harris

10 vs. FIU (12/01/18) and 12 at Colorado State (12/05/18)

Three-Plus Players with 5-Plus Assists in a Game: vs. Montana State (11/21/18)

Jalen Harris (11), Isaiah Joe (5) and Desi Silis (5)

Had 5 or More Steals in Back-to-Back Games: Ronnie Brewer

5 vs. Western Illinois (01/01/06) and 5 vs. Mississippi State (01/07/06)

LAST TIME AN OPPONENT PLAYER...

• SCORING •

Scored 30 Points: 30 RJ Davis vs North Carolina (11/24/23)

Scored 40 Points: 41 Wade Taylor IV vs Texas A&M (01/16/24)

Scored 50 Points: 56 Oscar Robertson vs. Cincinnati (03/15/58) (**most on record**)

• FIELD GOALS MADE •

Made 15 Field Goals: 17 (17-24) Jodie Meeks vs. Kentucky (02/14/09)

Made 20 Field Goals: 21 Oscar Robertson vs. Cincinnati (03/15/58) (**most on record**)

• FIELD GOALS ATTEMPTED •

Att 30 Field Goals: 32 (13-32) Wade Taylor IV vs Texas A&M (01/16/24) (record)

Attempted 35 Field Goals: 36 Oscar Robertson vs. Cincinnati (03/15/58) (**most on record**)

• FIELD GOAL PERCENTAGE •

Shot 100% FG (Min. 7 att): Adam Wing (8-8) vs. Evansville (12/08/15)

• 3-POINTERS MADE •

Made 7 3-pointers: 7 (7-15) Tyler Hall vs. Montana State (11/21/18)

Made 10 3-pointers: 10 (10-19) Lance Weems at Auburn (01/06/96)

• 3-POINTERS ATTEMPTED •

Attempted 15 3-pointers: 15 (7-15) Tyler Hall vs. Montana State (11/21/18)

Attempted 20 3-pointers: 22 (5-22) Jeff Fryer vs. Loyola Marymount (03/16/89)

• FREE THROWS MADE •

Made 10 Free Throws: 11 (11-12) Justin Hill vs Georgia (02/10/24)

Made 15 Free Throws: 15 (15-17) Keyontae Johnson at Florida (02/18/20)

• FREE THROWS ATTEMPTED •

Attempted 15 Free Throws: 15 (9-15) Trazarien Whitevs UNCW (12/30/23)

Attempted 20 Free Throws: 24 (18-24) Frank Williams vs. Illinois (12/08/01)

• FREE THROW PERCENTAGE •

Shot 100% FT (min 10 att): 10-10 Tamar Bates at Missouri (01/31/24)

• REBOUNDS •

Grabbed 15-19 Rebounds: 15 Henry Coleman III vs Texas A&M (01/31/23)

Grabbed 20 Rebounds: 20 Antonio McDyess vs. Alabama (03/11/95)

• Grabbed 10 Offensive Rebounds: 11 Tyler Davis at Texas A&M (01/30/18)

• Grabbed 10 Defensive Rebounds: 10 Oscar Tshiebwe vs Kentucky (02/26/22)

• ASSISTS •

Had 10 Assists: 11 Tremont Waters vs. LSU (01/12/19)

Had 13 Assists: 13 Chuck Evans at Mississippi State (01/27/93) (**most on record**)

• STEALS •

Had 5 Steals: 6 Alpha Diallo at Providence (03/19/19)

Had 8 Steals: 8 Terry Conerway vs. Texas State (12/21/02)

• BLOCKED SHOTS •

Had 6-9 Blocks: 6 Johni Broome at Auburn (01/07/23)
Had 10 Plus Blocks: 10 P.J. Roberson vs. Grambling State (11/26/11)

• TURNOVERS •

Committed 7-9 Turnovers: 7 Wendell Green Jr vs Auburn (02/08/22)
Committed 10 Plus Turnovers: 12 Devin Gibson vs. UTSA (12/12/07)

LAST TIME ARKANSAS HIGHS...

• SCORING •

Scored 100-119 Points: 106 UNCW (12/30/23)
Scored 120-Plus Points: 142 vs. Mississippi Valley State (11/25/20)
Scored 50 Points in 1st Half: 53 at Georgia (02/02/22)
Scored 50 Points in 2nd Half: 58 vs UNCW (12/30/23)
Scored 60 or More Points in a Half: 61 (1st) vs. Miss Valley State (11/25/20)
Scored 70 or More Points in a Half: 71 (1st) vs. Alcorn (11/13/09)
Scored 80 or More Points in a Half: 81 (2nd) vs. Miss Valley State (11/25/20)
Most Points in a Half: 88 (2nd) vs. U.S. International (12/09/89)

• FIELD GOALS MADE •

Made 40 Field Goals: 40 (40-71) at Georgia (02/02/22)
Made 50 Field Goals: 57 (57-99) vs. Troy (12/10/96)
RECORD: 68 (68-101) vs. U.S. International (12/09/89)

• FIELD GOALS ATTEMPTED •

Attempted 80 Field Goals: 86 (48-86) vs Miss Valley State (11/25/20)
Attempted 90 Field Goals: 99 (57-99) vs. Troy (12/10/96)
Attempted 100 Field Goals: 101 (68-101) vs. US International (12/09/89)
RECORD: 101 (68-101) vs. U.S. International (12/09/89)

• FIELD GOAL PERCENTAGE •

Shot 60% FG: 60.7 (37-61) vs Furman (12/04/23)
Shot 70% or Better FG: 72.7 (32-44) vs. Alabama State (12/21/83)
RECORD: 79.4 (27-34) vs. Texas Tech (1979)

• 3-POINTERS MADE •

Made 15 3-pointers: 15 (15-28) at Georgia (02/02/22)
Made 20 3-pointers: 20 (20-40) vs Miss Valley State (11/25/20)
RECORD: 21 (21-37) vs. Troy (12/10/96)

• 3-POINTERS ATTEMPTED •

Attempted 30 3-pointers: 33 (15-33) at South Carolina (02/03/21)
Attempted 40 3-pointers: 40 (20-40) vs Miss Valley State (11/25/20)
RECORD: 54 (19-54) vs. North Texas (12/30/98)

• 3-POINT PERCENTAGE •

Shot 50% 3PT FG (min. 15 att): 55.0 (11-22) vs Georgia (02/21/23)
Shot 60% or Better 3PT FG (min. 15 att): 61.1 (11-18) at Vanderbilt (03/06/19)
RECORD (min. 15 att): 66.7 (16-24) vs. Mississippi State (01/09/16)

• FREE THROWS MADE •

Made 20 Free Throws: 26 (21-26) at Missouri (01/31/24)
Made 30 Free Throws: 31 (31-40) vs Texas A&M (01/16/24)
Made 40 Free Throws: 41 (41-49) at Kentucky (01/25/92)
RECORD: 48 (48-53) vs. Ole Miss (01/17/04)

• FREE THROW ATTEMPTS •

Attempted 40 Free Throws: 40 (31-40) vs Texas A&M (01/16/24)
Attempted 50 Free Throws: 54 (36-54) vs LSU (03/04/20)
Attempted 60 Free Throws: 65 vs. TCU (1955)
RECORD: 65 vs. TCU (1955)

• FREE THROW PERCENTAGE •

Shot 80% FT (min. 10 att): 80.8 (21-26) vs Kansas (03/18/23)
Shot 90% or Better FT (min. 10 att): 94.4 (17-18) vs. Oklahoma (12/11/21)
RECORD (min 10 att): 100 3x - Best 16-16 at Kentucky (02/27/14)

• REBOUNDS •

Grabbed 40 Rebounds: 444 vs Kentucky (01/27/24)
Grabbed 50 Rebounds: 52 vs Stanford (11/22/23)
Grabbed 55-Plus Rebounds: 58 vs Oral Roberts (12/20/20)
RECORD: 77 vs. Jackson State (01/22/02)

• ASSISTS •

Had 25 Assists: 26 vs Georgia (02/21/23)
Had 30 Assists: 32 vs. Jackson State (11/22/96)
Had 40 Assists: 40 vs. Troy (12/10/96)
RECORD: 47 vs. U.S. International (12/09/89)

• STEALS •

Had 15 Steals: 16 vs Bradley (12/17/22)
Had 20 Steals: 24 vs. Maryland-Eastern Shore (01/02/01)
Had 25 Steals: 26 vs. Louisiana-Monroe (11/25/00)
RECORD: 26 vs. Louisiana-Monroe (11/25/00)

• BLOCKED SHOTS •

Had 10 Blocks: 10 vs Furman (12/04/23)
Had 13 Blocks: 13 vs Texas A&M (01/31/23)
Had 15 Blocks: 15 vs Gardner-Webb (11/10/23)
RECORD: 18 vs. Missouri (12/05/95)

• MOST TURNOVERS •

Had 25 Turnovers: 25 at South Carolina (02/21/09)
Had 30 Turnovers: 32 vs. Providence (11/16/07)
RECORD: 32 vs. Providence (11/16/07)

• FOULS •

Committed 25 Fouls: 28 vs Missouri (01/02/21)
Committed 30 Fouls: 33 at Missouri (01/18/23)
RECORD: 38 vs. Missouri (12/04/61)

LAST TIME ARKANSAS LOWS...

• SCORING •

Held to 40-45 Points: 43 at Florida (01/22/11)
Held to 46-49 Points: 46 at Mississippi State (02/09/16)
Held to 50-55 Points: 51 at Ole Miss (01/24/24)
Held to 56-59 Points: 57 vs Kentucky (01/27/24)
Held to 19 Points or Less in a Half: 19 (1st half) at LSU (12/28/22)

• FIELD GOALS •

Held to Below 20 Field Goals Made: 17 (17-51) at Ole Miss (01/24/24)

• FIELD GOAL PERCENTAGE •

Held to 20-29% FG: 27.5 (14-51) vs New Mexico State (03/19/22)
Held to 30-35% FG: .333 (20-60) vs Kentucky (01/27/24)

• 3-POINTERS •

Did not Make a 3-pointer: 0 (0-1) vs South Carolina (01/18/22)
Held to 1-2 3-PT FG Made: 2 (2-16) at Auburn (01/07/23)
Attempted Single-Digit 3-pointers: 6 (4-6) at Missouri (01/31/24)

• 3-POINT PERCENTAGE •

Shot 10% or Worse 3PT FG: 0.0 (0-11) vs South Carolina (01/18/22)
Shot 11-19% 3PT FG: 19.0 (2-16) at Auburn (01/07/23)

• FREE THROWS •

Made 5 or Less Free Throws: 4 (4-8) vs Lipscomb (12/16/23)
Attempted Single Digit Free Throws: 7 (4-7) at Georgia (02/02/22)

• FREE THROW PERCENTAGE •

Shot 40-49% FT: 47.1 (8-17) vs Southern (12/09/20)
Shot Below 40% FT: 26.7 (4-15) at Texas A&M (01/09/13)

• REBOUNDING •

Had 19 or Fewer Rebounds: 19 at Missouri (03/05/13)
Had 20-25 Rebounds: 25 vs Oklahoma (12/10/22)

• ASSISTS •

Held to 6 Assists or less: 6 vs Stanford (11/22/23)

• STEALS •

Had 0 Steals: vs Texas Tech (03/21/21) **(only time on record)**
Had 1 Steal: 1 vs Texas A&M (01/16/24)
Had 2-3 Steals: 3 at Vanderbilt (01/14/23)

• BLOCKED SHOTS •

Had No Blocked Shots: 0 vs Missouri (1/23/19)

• FEWEST TURNOVERS •

Had 1-4 Turnovers: 4 vs Old Dominion (11/13/23)
Had 5 Turnovers: 5 vs South Carolina 013/20/24)

• FOULS •

Had Single Digit Fouls: 6 vs Mercer (11/09/21)

ARKANSAS IN OVERTIME...

| | |
|------------------|-------|
| Overall Record | 70-59 |
| • Single OT Only | 61-66 |
| • 2OT Only | 9-2 |
| • 3OT Only | 0-1 |

LAST TIME:

| | | |
|------------------------------|-----------------------------|------------------------|
| Played in a Single OT game: | 11/23/22 vs San Diego State | W, 78-74 (OT) |
| Played in a 2OT game: | 11/22/23 vs Stanford | W, 77-74 (2 OT) |
| Played in a 3OT game: | 02/09/80 vs Houston | L, 90-84 (3 OT) |

GAME 1 Alcorn State 22 37 59 93 #14/14 ARKANSAS 46 47 93 Nov. 6, 2023 • Fayetteville, Ark. • Bud Walton Arena

Alcorn 59 • 0-1

Player statistics for Alcorn 59 vs Arkansas 93. Columns include Player, FG-FGA, 3-Ptr, FT-FTA, Rebounds, PF, TP, A TO Blk, Stl, Min.

Summary statistics for Alcorn 59 vs Arkansas 93. Includes FG % 1st Half, 3FG % 1st Half, FT % 1st Half, and Deadball Rebounds.

Arkansas 93 • 1-0

Player statistics for Arkansas 93 vs Alcorn 59. Columns include Player, FG-FGA, 3-Ptr, FT-FTA, Rebounds, PF, TP, A TO Blk, Stl, Min.

Summary statistics for Arkansas 93 vs Alcorn 59. Includes FG % 1st Half, 3FG % 1st Half, FT % 1st Half, and Deadball Rebounds.

Officials: Robert Felder, Wil Howard, Olandis Poole. Technical fouls: Alcorn-None, Arkansas-TEAM.

Score by periods and points in paint for Alcorn 59 vs Arkansas 93.

GAME 3 Old Dominion 31 46 77 86 #14/14 ARKANSAS 37 49 86 Nov. 13, 2023 • Fayetteville, Ark. • Bud Walton Arena

Old Dominion 77 • 1-2

Player statistics for Old Dominion 77 vs Arkansas 86. Columns include Player, FG-FGA, 3-Ptr, FT-FTA, Rebounds, PF, TP, A TO Blk, Stl, Min.

Summary statistics for Old Dominion 77 vs Arkansas 86. Includes FG % 1st Half, 3FG % 1st Half, FT % 1st Half, and Deadball Rebounds.

Arkansas 86 • 3-0

Player statistics for Arkansas 86 vs Old Dominion 77. Columns include Player, FG-FGA, 3-Ptr, FT-FTA, Rebounds, PF, TP, A TO Blk, Stl, Min.

Summary statistics for Arkansas 86 vs Old Dominion 77. Includes FG % 1st Half, 3FG % 1st Half, FT % 1st Half, and Deadball Rebounds.

Officials: Owen Short, Chuck Jones, Joe Lindsey. Technical fouls: Old Dominion-None, Arkansas-None.

Score by periods and points in paint for Old Dominion 77 vs Arkansas 86.

Officials: Erroll Lewis, Rob Rorke, Anthony Jordan. Technical fouls: UNC Greensboro-None, Arkansas-None.

GAME 2 Gardner-Webb 36 32 68 86 #14/14 ARKANSAS 48 38 86 Nov. 10, 2023 • Fayetteville, Ark. • Bud Walton Arena

Gardner-Webb 68 • 1-1

Player statistics for Gardner-Webb 68 vs Arkansas 86. Columns include Player, FG-FGA, 3-Ptr, FT-FTA, Rebounds, PF, TP, A TO Blk, Stl, Min.

Summary statistics for Gardner-Webb 68 vs Arkansas 86. Includes FG % 1st Half, 3FG % 1st Half, FT % 1st Half, and Deadball Rebounds.

Arkansas 86 • 2-0

Player statistics for Arkansas 86 vs Gardner-Webb 68. Columns include Player, FG-FGA, 3-Ptr, FT-FTA, Rebounds, PF, TP, A TO Blk, Stl, Min.

Summary statistics for Arkansas 86 vs Gardner-Webb 68. Includes FG % 1st Half, 3FG % 1st Half, FT % 1st Half, and Deadball Rebounds.

Officials: Matt Jarman, Chris Ford, Todd Austin. Technical fouls: Gardner-Webb-None, Arkansas-Makhi Mitchell.

Score by periods and points in paint for Arkansas 86 vs Gardner-Webb 68.

GAME 4 UNC Greensboro 38 40 78 72 #14/14 ARKANSAS 24 48 72 Nov. 17, 2023 • Fayetteville, Ark. • Bud Walton Arena

UNC Greensboro 78 • 2-1

Player statistics for UNC Greensboro 78 vs Arkansas 86. Columns include Player, FG-FGA, 3-Ptr, FT-FTA, Rebounds, PF, TP, A TO Blk, Stl, Min.

Summary statistics for UNC Greensboro 78 vs Arkansas 86. Includes FG % 1st Half, 3FG % 1st Half, FT % 1st Half, and Deadball Rebounds.

Arkansas 72 • 3-1

Player statistics for Arkansas 72 vs UNC Greensboro 78. Columns include Player, FG-FGA, 3-Ptr, FT-FTA, Rebounds, PF, TP, A TO Blk, Stl, Min.

Summary statistics for Arkansas 72 vs UNC Greensboro 78. Includes FG % 1st Half, 3FG % 1st Half, FT % 1st Half, and Deadball Rebounds.

Officials: Erroll Lewis, Rob Rorke, Anthony Jordan. Technical fouls: UNC Greensboro-None, Arkansas-None.

Score by periods and points in paint for Arkansas 72 vs UNC Greensboro 78.

Officials: Erroll Lewis, Rob Rorke, Anthony Jordan. Technical fouls: UNC Greensboro-None, Arkansas-None.

