



MIZZOU

2023-24 MEN'S BASKETBALL GAME NOTES

29 NCAA TOURNAMENT APPEARANCES • 23 CONFERENCE CHAMPIONSHIPS • 21 ALL-AMERICANS • 48 NBA DRAFT SELECTIONS

2023-24 SCHEDULE

November

Mon	6	ARKANSAS-PINE BLUFF	W, 101-79
Fri	10	RV/RV MEMPHIS	L, 55-70
Mon	13	SIU EDWARDSVILLE	W, 68-50
Thu	16	at Minnesota	W, 70-68
Sun	19	JACKSON STATE	L, 72-73
Wed	22	SOUTH CAROLINA STATE	W, 82-59
Sat	25	LOYOLA MARYLAND	W, 78-70
Tue	28	^ at Pittsburgh	W, 71-64

December

Sun	3	WICHITA STATE	W, 82-72
Sat	9	~ at #2/3 Kansas	L, 64-73
Sun	17	@ vs. Seton Hall	L, 87-93
Fri	22	% vs. #13/11 Illinois	L, 73-97
Sat	30	CENTRAL ARKANSAS	W, 92-59

January

Sat	6	* GEORGIA	L, 68-75
Tue	9	* at #6/6 Kentucky	L, 77-90
Sat	13	* RV/RV SOUTH CAROLINA (OT)	L, 69-71
Tue	16	* at RV/RV Alabama	L, 75-93
Sat	20	* --/RV FLORIDA	L, 67-79
Tue	23	* at Texas A&M	L, 57-63
Sat	27	* at South Carolina	L, 64-72
Wed	31	* ARKANSAS	L, 84-91

February

Sat	3	* at Vanderbilt	L, 61-68
Wed	7	* TEXAS A&M	L, 60-79
Sat	10	* MISSISSIPPI STATE	L, 51-75
Sat	17	* at RV/-- Ole Miss	L, 76-79
Tue	20	* #5/5 TENNESSEE	L, 67-72
Sat	24	* at Arkansas (ESPN2)	11 a.m.
Wed	28	* at Florida (SECN)	5:30 p.m.

March

Sat	2	* OLE MISS (SECN)	7:30 p.m.
Tue	5	* AUBURN (SECN)	8 p.m.
Sat	9	* at LSU (SECN)	7:30 p.m.
13-17		! SEC Tournament	TBA

* - Southeastern Conference Game
% - SEC Tournament (Nashville, Tenn.)
^ - ACC/SEC Challenge
~ - Hy-Vee Hoops Border Showdown
@ - Kansas City, Kan.
% - McBride Homes Braggin' Rights (St. Louis, Mo.)



MISSOURI TIGERS

8-18, 0-13 SEC

Head Coach: Dennis Gates
Career Record: 83-68
Record vs. Arkansas: 1-2

AP Rank: n/a
Coaches: n/a



ARKANSAS RAZORBACKS

13-13, 4-9 SEC

Head Coach: Eric Musselman
Career Record: 218-89
Record vs. Mizzou: 7-3

AP Rank: n/a
Coaches: n/a

MISSOURI AT ARKANSAS

Fayetteville, Ark. • Bud Walton Arena
Saturday, Feb. 24 • 11 a.m.

TELEVISION

Station ESPN2
Play-by-Play Tom Hart
Analyst Dane Bradshaw

RADIO

Station Tiger Radio Network
Satellite XM: 380 / SXM App: 970
Play-by-Play Chris Gervino

SERIES HISTORY

Overall Arkansas, 34-27
at Arkansas Arkansas, 19-10
Under Dennis Gates Arkansas, 2-1
Last Meeting Arkansas 91, Mizzou 84 (1/31/24)
Last 10 Games Arkansas, 7-3

MEDIA INFORMATION

Basketball SID Jason Veniskey
Office (573) 882-7826
Cell (585) 615-5316
E-mail jveniskey@mizzouri.edu

The Missouri Strategic Communications staff is available to assist home and visiting media. Contact Jason Veniskey for credentials, releases, statistics or general basketball info and for assistance arranging interviews with players and/or coaches.

The Missouri men's basketball team makes the short trip to face Southeastern Conference rival Arkansas on Saturday. Tipoff at Bud Walton Arena is set for 11 a.m. on ESPN2.

KEY MIZZOU NUMBERS

0.4

The Tigers' starters have been outscored by just 0.4 points in 13 SEC games but the reserves have been outscored by 9.6.

2

Tamar Bates is one of two players shooting 50% overall, 40% from 3-point range and 90% from the free-throw line.

5

Sean East II is one of 12 players with five games of 20+ points and 6+ assists and first Tiger since 1993-94.

9.1

Graduate Sean East II ranks first in the SEC with a 9.1-point improvement – the most by a Tiger since 2006-07.

20

The Tigers had two players eclipse 20 points on Tuesday – a first for MU this season.

50

Nick Honor is the first Tiger to make 50 triples in back-to-back seasons since Jabari Brown in 2013-14.

MISSOURI'S LAST GAME STARTERS



10 HONOR
Gr • G

10.7 PPG

1.8 APG

37.8 FG%

39.5 3P%




4 EAST
Gr • G

16.4 PPG

4.3 APG

51.8 FG%

47.0 3P%




2 BATES
Jr • G

13.7 PPG

2.7 RPG

50.2 FG%

40.0 3P%




35 CARTER
Gr • F

11.8 PPG

5.1 RPG

0.8 SPG

41.3 FG%



0 BUTLER
Fr • F

2.2 PPG

2.0 RPG

0.9 BPG

38.0 FG%

2023-24 MISSOURI TIGERS ROSTER

#	Name	Yr	Pos	Ht	Wt	Hometown/Last School
0	Jordan Butler	Fr.	F	7-0	230	Greenville, S.C. / Christ Church Episcopal
1	Kaleb Brown	Jr.	G	6-7	245	Huntsville, Ala. / Lee HS
2	Tamar Bates	Jr.	G	6-5	195	Kansas City, Kan. / Indiana
4	Curt Lewis	Jr.	G	6-5	215	Louisville, Ky. / John A. Logan
5	John Tonje	Gr.	G	6-6	215	North Omaha, Neb. / Colorado State
10	Nick Honor	Gr.	G	5-10	200	Orlando, Fla. / Clemson
11	Trent Pierce	Fr.	F	6-10	210	Tulsa, Okla. / AZ Compass Prep
12	Jackson Francois	So.	G	6-5	160	Las Vegas, Nev. / Bishop Gorman
13	Jesus Carralero Martin	Sr.	F	6-7	225	Málaga, Spain / Campbell
14	Anthony Robinson II	Fr.	G	6-2	175	Tallahassee, Fla. / Florida State Univ. HS
15	Danny Stephens	Fr.	G	6-6	210	Bowen, Ill. / Southeastern HS
23	Aidan Shaw	So.	F	6-8	205	Overland Park, Kan. / Blue Valley HS
31	Caleb Grill	Gr.	G	6-3	215	Wichita, Kan. / Iowa State
33	JV Brown	Fr.	G	6-5	195	Los Angeles, Calif. / Rolling Hills Prep
35	Noah Carter	Gr.	F	6-6	235	Dubuque, Iowa / Northern Iowa
45	Mabor Majak	Sr.	C	7-2	245	Juba, South Sudan / Cleveland State
55	Sean East II	Gr.	G	6-3	180	Louisville, Ky. / John A. Logan
75	Connor Vanover	Gr.	C	7-5	230	Little Rock, Ark. / Oral Roberts

MISSOURI COACHING & SUPPORT STAFF

**Dennis Gates**

Whitten Family Head Coach
California '01

Overall Record: 83-68 (Fifth year)
Record at Mizzou: 33-28 (Second year)

Associate Head Coach: Charlton "C.Y." Young (2nd Year)

Assistant Coach: David "Dickey" Nutt (2nd Year)

Assistant Coach: Kyle Smithpeters (2nd Year)

Assistant Coach: Ryan Sharbaugh (2nd Year)

Assistant Coach: Matt Cline (2nd Year)

Director of Athletic Performance: Sean Conaty (2nd Year)

Chief of Staff/Dir. of Basketball Ops: Chase Goldstein (2nd Year)

Special Assistant to the Head Coach: Matt Lottich (1st Year)

Coordinator of Scouting & Analytics: Dalon King (2nd Year)

Athletic Trainer: Chris Perrin (3rd Year)


PHOTO ROSTER



0 Jordan Butler
Fr • F • 7-0 • 230
Greenville, S.C.



1 Kaleb Brown
Jr • G • 6-7 • 245
Huntsville, Ala.



2 Tamar Bates
Jr • G • 6-5 • 195
Kansas City, Kan.



4 Curt Lewis
Jr • G • 6-5 • 215
Louisville, Ky.



5 John Tonje
Gr • G • 6-6 • 215
North Omaha, Neb.



10 Nick Honor
Gr • G • 5-10 • 200
Orlando, Fla.



11 Trent Pierce
Fr • F • 6-10 • 210
Tulsa, Okla.



12 Jackson Francois
So • G • 6-5 • 160
Las Vegas, Nev.



13 Jesus Carralero Martin
Sr • F • 6-7 • 225
Málaga, Spain



14 Anthony Robinson II
Fr • G • 6-2 • 175
Tallahassee, Fla.




15 Danny Stephens
Fr • G • 6-6 • 210
Bowen, Ill.



23 Aidan Shaw
So • F • 6-8 • 205
Overland Park, Kan.



31 Caleb Grill
Gr • G • 6-3 • 215
Wichita, Kan.



33 JV Brown
Fr • G • 6-5 • 195
Los Angeles, Calif.



35 Noah Carter
Gr • F • 6-6 • 235
Dubuque, Iowa



45 Mabor Majak
Sr • C • 7-2 • 245
Juba, South Sudan



55 Sean East II
Gr • G • 6-3 • 180
Louisville, Ky.



75 Connor Vanover
Gr • C • 7-5 • 230
Little Rock, Ark.

PRONUNCIATION GUIDE

Name	Pronunciation
Jesus Carralero Martin	HAY-zeus care-ah-LEAR-oh mar-TEEN
Jackson Francois	FRAN-swa
Mabor Majak	ma-BORE MA-jock
John Tonje	TAHN-jay

BY THE NUMBERS

Mizzou	Stats	Arkansas
72.0	Scoring	>>> 75.2
44.0	FG Pct	>>> 44.3
32.8	<<< 3FG Pct	31.5
78.0	<<< FT Pct	72.4
31.5	Rebounds	>>> 35.0
12.7	<<< Assists	11.3
11.5	<<< Turnovers	11.9
74.4	<<< Scoring Def.	77.8
43.8	FG% Def.	>>> 43.5
33.9	<<< 3FG% Def.	34.6
5.0	Blocks	>>> 6.4
7.8	<<< Steals	5.9

SERIES FACTS & FIGURES

All-Time Series	Arkansas, 34-27
at Missouri	Missouri, 17-13
at Arkansas	Arkansas, 19-10
Neutral Site	Arkansas, 2-0
SEC Tournament	Arkansas, 1-0

Current Streak	Arkansas, 1
Last 10 Games	Arkansas, 7-3

Missouri Superlatives	
Most Points	93, Two Times
Fewest Points Allowed	32, 12/18/50
Largest Win	30, 3/5/13

Arkansas Superlatives	
Most Points	120, 12/2/93
Fewest Points Allowed	43, Two Times
Largest Win	52, 12/2/93

SERIES RESULTS

12/18/50 H W, 54-32	12/4/71 H W, 74-73	2/18/15 A L, 69-84
12/20/51 A L, 43-49	11/28/80 N L, 73-81	1/12/16 H L, 61-94
12/16/52 H L, 64-65	12/28/88 H W, 83-78	2/20/16 A L, 72-84
12/19/53 A L, 63-64	12/13/89 A W, 89-88	1/14/17 A L, 73-92
12/15/54 H W, 77-58	12/8/90 H L, 82-95	2/14/17 H W, 83-78
12/5/56 A W, 51-50	12/7/91 A W, 87-76	1/13/18 A L, 63-65
12/15/56 H W, 72-52	12/19/92 H L, 68-73	3/3/18 H W, 77-67
12/20/57 A L, 45-55	12/2/93 A L, 68-120	1/23/19 A L, 62-70
12/3/58 H W, 74-71	12/3/94 H L, 71-94	2/12/19 H W, 79-78
12/4/59 A W, 75-71	12/5/95 A L, 93-104	2/8/20 H W, 83-79
12/3/60 H L, 75-84	12/7/96 H L, 76-80	2/22/20 A L, 68-78
12/4/61 A L, 68-72	12/6/97 A L, 46-75	1/2/21 A W, 81-68
12/8/62 H L, 61-70	12/7/04 H L, 52-62	2/13/21 H L, 81-86
12/2/63 A W, 76-74	12/2/05 A L, 63-66	3/12/21 N L, 64-70
12/5/64 H W, 81-71	11/30/06 H W, 86-64	1/12/22 A L, 43-87
12/4/65 A L, 62-75	11/28/07 A L, 91-94	2/15/22 H L, 57-76
12/3/66 H W, 73-66	2/16/13 A L, 71-73	1/4/23 A L, 68-74
12/2/67 A W, 74-58	3/5/13 H W, 93-63	1/18/23 H W, 79-76
11/30/68 A W, 60-59	1/28/14 A W, 75-71	1/31/24 H L, 84-91
12/1/69 H W, 58-51	2/13/14 H W, 86-85	
12/1/70 A W, 80-78	1/24/15 H L, 60-61	

TIGERS VS RAZORBACKS

No.	Player	GP	Pts	Reb	Asst	Other
0	Jordan Butler	1	4.0	3.0	0.0	1-2 FG
1	Kaleb Brown	2	1.5	1.0	1.5	--
2	Tamar Bates	1	29.0	3.0	3.0	5.0 SPG
4	Curt Lewis	1	6.0	1.0	0.0	1-2 3FG
5	John Tonje	0	--	--	--	--
10	Nick Honor	3	7.7	1.3	2.0	71.4 3P%
11	Trent Pierce	0	--	--	--	--
12	Jackson Francois	0	--	--	--	--
13	Jesus Carralero Martin	0	--	--	--	--
14	Anthony Robinson II	1	10.0	0.0	1.0	3.0 SPG
23	Aidan Shaw	3	4.3	2.3	0.0	2-3 3FG
31	Caleb Grill	0	--	--	--	--
35	Noah Carter	3	7.0	2.7	0.7	57.1 3P%
45	Mabor Majak	1	1.0	4.0	0.0	1.0 BPG
55	Sean East II	3	12.0	4.0	3.3	52.2 FG%
75	Connor Vanover	1	7.0	4.0	1.0	1.0 BPG

ABOUT THE TIGERS

- Missouri is 8-18 during the 2023-24 season with a 0-13 record in SEC action.
- Nationally-ranked Tennessee rallied past Mizzou on Tuesday with the No. 5 Volunteers earning a 72-67 win.
- Graduates **Sean East II** and **Noah Carter** each eclipsed 20 points in Tuesday's game with East scoring 24 and Carter chipping in 20.
- Overall, East leads the team with 16.4 points and 4.3 assists per game in 2023-24.
- Junior **Tamar Bates** is second with 13.7 points, followed by Carter with 11.8 and **Nick Honor** with 10.7 as four Tigers score in double figures.
- Carter also leads all active Mizzou players with 5.1 rebounds per game.
- The Tigers are averaging 72.0 points and allowing 74.4 points per game.

ABOUT THE RAZORBACKS

- Arkansas owns a 13-13 record this season, going 4-9 against SEC foes.
- The Razorbacks posted a 78-71 win at Texas A&M on Tuesday, ending a two-game losing streak.
- Tramon Mark leads the team with 17.2 points, while Khalif Battle is second with 10.6.
- Davonte Davis has a team-best 2.0 assists, while Trevon Brazile leads Arkansas with 6.5 boards.
- The Razorbacks owns a scoring offense of 75.2 points with a scoring defense of 77.8.

SERIES HISTORY

- In a series that dates back to the 1950-51 season, Arkansas holds a 34-27 advantage over Mizzou.
- The Razorbacks also own an 19-10 edge in Fayetteville, winning eight of the last nine at home over the Tigers.
- Arkansas posted a 91-84 in Columbia earlier in the season with **Tamar Bates** leading Mizzou with 29 points and five steals.
- The Tigers' last win in the series was a 79-76 win last season at Mizzou Arena, ending a five-game losing streak to Arkansas.

MOST IMPROVED AWARD

- Two Tigers rank among the most improved in the SEC this season.
- Sean East II** has increased his scoring by 9.1 points this season – the most in the SEC – while **Tamar Bates** is third by increasing his average by 7.6 points.

Highest Scoring Increase (SEC)	22-23	23-24	Inc.
1. Sean East II Missouri	7.3	16.4	+9.1
2. Mark Sears Alabama	12.5	20.4	+7.9
3. Tamar Bates Missouri	6.1	13.7	+7.6
4. Tramon Mark Arkansas	10.1	17.2	+7.1

- In fact, East's 9.1-point improvement is the most by a Tiger since Matt Lawrence increased his average by 9.7 from 2005-06 (1.5) to 2006-07 (11.2).

TOP PASSER AND SCORER

- Graduate guard **Sean East II** can beat you in a number of ways and not just with his scoring.
- East currently leads the Tigers with 16.4 points and 4.3 assists per game.
- East is aiming to be the sixth player in MU history to average 15.0 points and 4.0 assists in a season.

15.0 PPG & 4.0 APG	Year	PPG	APG
Scott Sims	1976-77	15.9	4.9
Larry Drew	1978-79	15.2	4.3
Anthony Peeler	1989-90	16.8	5.8
Anthony Peeler	1990-91	19.4	5.0
Melvin Booker	1993-94	18.1	4.5
Steffon Hannah	2006-07	15.4	4.6
Sean East II	2023-24	16.4	4.3

- East is one of four players in the SEC to rank in the top 10 in both points and assists, placing eighth in points and fourth in assists.

HONOR LEADS 3-POINT CHARGE

- Graduate **Nick Honor** has led the charge for the Tigers from beyond the 3-point arc this season, making 60 triples with his 39.5 percent clip.
- Honor has made multiple triples in each of the last 10 games, the second-longest streak by a Tiger in SEC play – topped only by Kassius Robertson (12 in 2017-18).
- In addition, Honor is the first Tiger with at least 50 triples in back-to-back seasons since Jabari Brown did so in 2012-13 and 2013-14.
- Overall, Honor ranks seventh in the SEC and 146th nationally with 2.31 triples per game, while placing fourth on Mizzou with 10.7 points.

DOUBLE-DIGIT OPTIONS

- Missouri has four players it can count on to consistently put up points this season.
- Four Tigers are currently scoring in double figures with **Sean East II** leading the way with 16.4 and followed by **Tamar Bates** (13.7), **Noah Carter** (11.8) and **Nick Honor** (10.7).
- Mizzou has not finished a season with four players averaging in double figures since five did so during the 2012-13 campaign.
- Overall, 11 different Tigers have scored at least 10 points in a game this season – most by MU since the 2017-18 team also had 11.

NEED FOR MORE SCORING DEPTH

- While the Tigers have four consistent double-digit scorers, Mizzou has struggled to find options behind the team's leaders.
- With injuries mounting, the four players have combined to score 78.9 percent of the team's points during SEC play.
- The next highest average by the Tigers versus conference foes is **Aidan Shaw** at 3.2 points.
- Overall, in its 13 SEC games, only four times has a bench player reached double-digit scoring for Mizzou.

QUICK FACTS

BASIC INFORMATION

Location

Columbia, Mo.

Founded

1839

Enrollment

30,667

Nickname

Tigers

Colors

Black & Gold

Mascot

Truman the Tiger

Conference

Southeastern Conference

Chancellor

Mun Choi

Interim Director of Athletics

Marcy Gorton

Faculty Athletic Rep

Pamela Bruzina

Official Website

MUTigers.com

HOME ARENA

Arena

Mizzou Arena

Court

Norm Stewart Court

Capacity

15,061

Opened

2004

TEAM INFORMATION

2022-23 Final Record

25-10 (.714)

SEC Record/Finish

11-7 / t-4th

SEC Tournament

1-1

Postseason

NCAA Second Round

Lettermen Returning/Lost

7/8

Starters Returning/Lost

2/3

Newcomers

11

Social Media

@MizzouHoops

MIZZOU HISTORY

First Season

1906-07

All-Time Record *

1,691 - 1,239 (.577)

All-Time SEC Record *

65 - 135 (.325)

Conference Regular-Season Titles

15

1918, 1920, 1921, 1922, 1930, 1939, 1940, 1976, 1980, 1981, 1982, 1983, 1987, 1990, 1994

Conference Tournament Titles

Eight

1978, 1982, 1987, 1989, 1991, 1993, 2009, 2012

NCAA Tournaments *

29

1944, 1976, 1978, 1980, 1981, 1982, 1983, 1986, 1987, 1988, 1989, 1990, 1992, 1993, 1994*, 1995, 1999, 2000, 2001, 2002, 2003, 2009, 2010, 2011, 2012, 2013, 2018, 2021, 2023

* - record reflects 23 vacated wins from the 2013-14 season (nine SEC victories) and three vacated tournament wins from 1993-94 season

INJURY UPDATE

- The Tigers have dealt with a number of injuries throughout the 2023-24 campaign.
- Eight Mizzou players have missed at least two games this season due to injury or illness.
- Tigers that missed the team's most recent game include **Kaleb Brown** (stress reaction, out for season), **Caleb Grill** (wrist), **Trent Pierce** (illness), **Danny Stephens** (foot, out for season) and **John Tonje** (foot, out for season).
- The Tigers owned a 7-2 record with Grill in the lineup but are 1-16 without him.

BENCH SCORING

- Because of its injuries, the MU's depth and bench has been the biggest reason for its recent slide.
- In their 13 SEC games, the Tigers starters have played their opponents nearly even – being outscored by just 0.4 points, 56.6 to 56.2.
- However, the team's bench has been outscored in 12-of-13 league contests and by a 271-146 total (average of 20.8 to 11.2).

Starters vs. Bench	Mizzou	Opponents
Starters Points Per Game	56.2	56.6
Field Goal Pct.	44.4	45.8
3-Point Pct.	33.3	34.9
Bench Points Per Game	11.2	20.8
Field Goal Pct.	35.5	42.6
3-Point Pct.	21.8	38.7

- The Tigers have failed to score more than 10 bench points in four of their last five games – averaging 7.8.

1-2 PUNCH

- Guards **Tamar Bates** and **Sean East II** are a strong 1-2 punch for the Tigers this season.
- The duo has combined to score 33.0 points per game in SEC play – the second-highest total by a pair of Tigers since joining the conference and the highest since 2013-14.

Top Mizzou Duos in SEC Play			
1. 2013-14	Jabari Brown (20.7)	Jordan Clarkson (17.2)	37.9
2. 2023-24	Tamar Bates (17.5)	Sean East II (15.5)	33.0
3. 2017-18	Kassius Robertson (17.5)	Jordan Barnett (13.6)	31.1

WELCOME RETURN

- The team's leader in scoring and assists, it was a welcome return for **Sean East II** last Saturday.
- After missing two games with an injury, East has tallied 24.5 points and 6.0 assists in the last two contests.
- His 25 points last Saturday at Ole Miss were his most in a Mizzou uniform and his most overall since scoring 26 as a member of the UMass program in 2019.

20 POINTS & SIX ASSISTS

- Sean East II** has made a habit of recording 20 points and six assists in a game.
- The graduate point guard has done so in each

of the last two games and five times overall this season.

- East is one of 12 players nationally to record 20+ points and 6+ assists five times this season and the first Tiger to do so since Melvin Booker also had five games in 1993-94.

BATES LEADS TIGERS IN SEC PLAY

- Junior **Tamar Bates** has been especially strong since conference play started.
- Bates leads MU with 17.5 points in 13 SEC games – the second-highest average by a Tiger in league play since joining the conference in 2012.

Mizzou's SEC Leaders	Year	PPG
1. Jabari Brown	2013-14	20.7
2. Tamar Bates	2023-24	17.54
3. Kassius Robertson	2017-18	17.50
4. Jordan Clarkson	2013-14	17.2
5. Kobe Brown	2022-23	16.7

- Overall, Bates ranks seventh in SEC games only in scoring (17.5), seventh in field goal percentage (48.9) and first in free-throw percentage (92.0).

BATES DOUBLES UP IN SECOND HALF

- Junior **Tamar Bates** has increased his output the second half of the season.
- After recording just 7.1 points the season's first 10 games, Bates has averaged 17.8 over the last 16 contests.

Tamar Bates	First 10 Gms	Last 16 Gms
Points Per Game	7.1	17.8
Field Goal Pct.	46.2	51.2
3-Point Pct.	42.9	39.0
Free-Throw Pct.	87.5	93.5
Shots Per Game	5.2	12.7

- Bates was fifth on MU in scoring when his run started and is now second at 13.7 points.

50/40/90

- Shooting efficiency is the key to success for junior **Tamar Bates** in 2023-24.
- Bates owns career-best marks with a 50.2 field goal percentage, 40.0 3-point percentage and 92.3 free-throw percentage.
- In fact, Bates is one of only two players in the country shooting 50 percent from the field, 40 percent from three and 90 percent from the free-throw line in 2023-24 (Princeton's Matt Allocco is the other).
- Bates is also on target to become the first Tiger in school history to join the 50-40-90 club.

SPECIALTY STATS					
Opp.	Off TO	Paint	2nd Ch	Fast Br	Bench
UAPB	17	44	6	18	32
Memphis	6	20	3	7	17
SIUE	8	24	6	8	17
Minnesota	15	36	5	18	26
Jackson St	17	32	12	16	35
S Carolina St	17	36	18	6	29
Loyola	28	26	15	13	21
Pittsburgh	9	30	11	5	21
Wichita St	20	24	8	7	32
Kansas	9	28	0	5	11
Seton Hall	16	30	7	17	26
Illinois	12	40	11	4	21
Central Ark	32	46	23	13	30
Georgia	14	36	15	6	3
Kentucky	4	24	6	15	10
S Carolina	15	36	15	3	14
Alabama	13	26	7	6	17
Florida	10	18	2	4	7
Texas A&M	5	20	7	8	13
S Carolina	12	40	4	18	15
Arkansas	15	30	17	16	28
Vanderbilt	12	28	13	9	4
Texas A&M	9	26	5	8	5
Mississippi St	4	26	8	4	10
Ole Miss	19	30	9	2	14
Tennessee	15	22	11	6	6
TOTAL	353	778	244	242	464
Avg	13.6	29.9	9.4	9.3	17.8

LARGEST LEADS & DEFICITS	
Victory	33, vs. Central Arkansas, 12/30
Defeat	24, 2x (last vs. Mississippi State, 2/10)
Lead	36, vs. Central Arkansas, 12/30
Lead Blown	14, vs. Memphis, 11/10
Lead in Loss	14, vs. Memphis, 11/10
Halftime Lead	17, vs. Ark-Pine Bluff, 11/6
Halftime Lead Blown	7, vs. Memphis, 11/10
Halftime Lead in Loss	7, vs. Memphis, 11/10
Deficit	30, vs. Illinois, 12/22
Deficit Overcome	20, at Minnesota, 11/16
Deficit in Win	20, at Minnesota, 11/16
Halftime Deficit	25, vs. Illinois, 12/22
Halftime Deficit Overcome	10, at S Carolina, 1/27
Halftime Deficit in Win	6, at Minnesota, 11/16

ACTIVE CAREER LEADERS	
Games Played	Nick Honor 150
Games Started	Nick Honor 128
Minutes	Nick Honor 4,412
Points	Noah Carter 1,511
3-Pointers	Nick Honor 262
Rebounds	Noah Carter 589
Assists	Sean East II 432
Blocks	Connor Vanover 221
Steals	Nick Honor 164
Field Goal Pct.	Aidan Shaw 63.0
3-Point Pct.	John Tonje 37.1
FT Pct.	Tamar Bates 90.7

THREE POINTS OF DIFFERENCE

- The deep looks have not gone in for the Tigers as of late, leading to their 0-13 conference start.
- In the last 15 games, Mizzou has made just 29.7 percent of its 3-point shots – a decrease of 6.5 percent from the first 11 games.

3-Point Shooting	First 11 Gms	Last 15 Gms
Mizzou Record	7-4	1-14
3-Point Pct.	36.2	29.7
3-Pointers Per Game	9.6	6.3

A TURN IN TURNOVERS

- One stat MU could always rely on was winning the turnover battle but that tide has turned recently.
- In the first 53 games under Coach Gates, Mizzou committed fewer turnovers than its foe in 47-of-53 games (more five times and tying once).
- However, MU has committed more turnovers in five of the last eight games.

CHARITY STRIPE DIFFERENTIAL

- One area that has hurt the Tigers this season is at the free-throw line.
- Mizzou ranks last in the SEC in both free throws per game (17.12) and free throws allowed (22.77).
- In fact, MU places 286th nationally (of 362 teams) in free throws and 324th in free throws allowed.
- Overall, the Tigers are 349th nationally and last among Power 6 schools with 5.65 fewer free throws per game than its opponent.
- On 11 occasions this year, MU's opponent has made more free throws than the Tigers attempted.
- Mizzou has not attempted more free throws in a game since Dec. 30 versus Central Arkansas.

FREE-THROW SUCCESS

- When the Tigers get to the free-throw line, they are largely able to take advantage.
- Mizzou ranks 14th nationally by making 78.0 percent of its attempts from the charity stripe.
- Additionally, the team's clip ranks as the second-best mark in school history.

Mizzou Free-Throw Percentage Record			
1. 2023-24	78.03	3. 2011-12	76.6
2. 2019-20	77.98	4. 2022-23	75.8

BATES NO. 6 IN FREE THROWS

- Junior **Tamar Bates** has led the charge from the charity stripe.
- Bates currently ranks first in the SEC and sixth in the nation by making 92.3 percent from the free-throw line (72-78).
- Additionally, Bates' mark is the top in school history, ahead of the current school record of 90.5, held by Brian Grawer (1999-00).

Mizzou Free-Throw Record		FTM-FTA	Pct.
1. Tamar Bates	2023-24	72- 78	92.3
2. Brian Grawer	1999-00	67- 74	90.5
3. Dru Smith	2019-20	123-138	89.9

MABOR MAGIC

- Senior **Mabor Majak** has seen an increase in minutes as of late, contributing on the boards.
- In the last six games, Majak has totaled four points, 19 rebounds and two blocks in 87 minutes of action.
- In his first 20 games as a Tiger over the last season and a half, he had one point and five rebounds.

STRONG DEFENSIVE SHOWING

- On Jan. 23 at Texas A&M, MU put together one of its top defensive games since joining the SEC.
- For just the sixth time in SEC regular-season play, the Tigers held a team to under 30 percent shooting as the 28.8 percent clip is the fifth-best mark in its SEC history.

FG Pct. Defense (SEC)	Date	FGM-FGA	Pct.
1. at Mississippi State	2/13/13	11-46	23.9
2. at Georgia	3/6/19	13-51	25.5
3. at Texas A&M	1/19/19	13-50	26.0
4. at Arkansas	1/2/21	19-71	26.8
5. at Texas A&M	1/23/24	15-52	28.8
6. vs. Alabama	1/18/14	14-48	29.2

- The 63 points allowed by Mizzou are its fewest in an SEC game this season and tied for the fewest in 26 conference games under Coach Gates.

BLOCK PARTY

- The Tigers are one of the nation's top teams in rejections this season.
- MU ranks 23rd nationally with 5.0 blocks per game.
- It is one of the team's biggest improvements from last year as Mizzou averaged just 2.7 in 2022-23.
- On Nov. 22, the Tigers set a new school record with 12 blocks against South Carolina State, topping the previous school standard of 11 that was set three times and most recently in 2015.
- **Aidan Shaw** leads MU and ranks 148th nationally (ninth in the SEC) with 1.23 per game.

THE SHOOTING TOUCH

- The key behind the strong campaign from **Sean East II** is his shooting touch.
- East has made 51.8 percent of his attempts this year, including 47.0 percent from beyond the 3-point arc (31-66).
- Last season, East connected on 22.1 percent of his 3-point attempts and it took to his 11th game to surpass his total of 15 made triples from 35 games last season.
- East is 82nd in the nation and fourth in the SEC with his 51.8 field goal percentage.

STATISTIC RANKINGS			
Team	Stat	SEC	NCAA
Scoring Offense			
Field Goal Pct.	72.0	12th	229th
Effective Field Goal Pct.	44.0	10th	219th
3-Point FG Per Game	50.7	11th	196th
3-Point Pct.	7.7	9th	149th
Free Throw Pct.	32.8	10th	228th
Offensive Rebounds	78.0	2nd	14th
Assists	9.2	13th	267th
Turnovers Per Game	12.7	9th	215th
Fastbreak Points	11.5	8th	134th
Bench Points	9.3	10th	211th
	17.9	13th	227th
Scoring Defense			
Field Goal Pct. Def.	74.4	10th	250th
3-Point Pct. Def.	43.8	13th	187th
Defensive Rebounds	33.9	10th	204th
Blocks	22.3	14th	335th
Steals	5.0	6th	23rd
Turnovers Forced	7.8	6th	70th
	13.2	4th	89th
Individual			
Points Per Game			
Sean East II	-2.4	12th	273rd
	31.5	14th	335th
Field Goal Percentage			
Sean East II	-5.9	14th	335th
	1.11	10th	179th
3-Point Field Goals Per Game			
Nick Honor	+1.7	5th	80th
	19.4	13th	324th
Free Throw Percentage			
Tamar Bates	92.3	1st	6th
Sean East II	83.9	8th	116th
Assists Per Game			
Sean East II	4.2	4th	113th
Blocks Per Game			
Aidan Shaw	1.23	9th	148th

as of Feb. 21

SEC STANDINGS									
School	SEC			Overall			Home	Away	Neutral
	W	L	Pct.	W	L	Pct.			
Alabama	11	2	.846	19	7	.731	13-1	4-3	2-3
Tennessee	10	3	.769	20	6	.769	12-1	6-3	2-2
South Carolina	9	4	.692	21	5	.808	13-2	5-3	3-0
Auburn	9	4	.692	20	6	.769	13-1	3-4	4-1
Florida	8	5	.615	18	8	.692	11-1	3-5	4-2
Kentucky	8	5	.615	18	8	.692	11-4	5-3	2-1
Mississippi State	7	6	.539	18	8	.692	11-2	1-6	6-0
Ole Miss	6	7	.462	19	7	.731	14-1	3-5	2-0
Texas A&M	6	7	.462	15	11	.577	9-4	4-5	2-2
LSU	6	7	.462	14	12	.539	10-4	2-6	2-2
Georgia	5	8	.385	15	11	.577	11-4	4-4	0-3
Arkansas	4	9	.308	13	13	.500	10-5	2-5	1-3
Vanderbilt	2	11	.154	7	19	.226	7-9	0-7	0-3
Missouri	0	13	.000	8	18	.308	6-9	2-7	0-2

LEADING FROM THE START

- The signs were there from the beginning that **Sean East II** would have a strong season.
- East led MU in scoring in each of the first three games – the first Tiger to do so since 2013-14 – and capped his early-season run with the game-winner with 9.9 seconds left at Minnesota.
- Overall, East has led Mizzou in scoring 13 times this year – he did so twice in 35 games in his first year at Mizzou.

RECORD-SETTING PERFORMANCE

- On Jan. 20, **Tamar Bates** had one of the best performances by a Tiger in an SEC game.
- Bates set two MU records in SEC play with his 36 points and 13 made field goals versus Florida.

MU's SEC Records	Opponent	Pts	Date
1. Tamar Bates	vs. Florida	36	1/20/24
2. Jabari Brown	vs. Kentucky	33	2/1/14
MU's SEC Records	Opponent	FGM	Date
1. Tamar Bates	vs. Florida	13	1/20/24
2. Laurence Bowers	vs. LSU	10	3/2/13
Amari Davis	at Ole Miss	10	1/18/22

- Overall, Bates' 36 points are the most by a Tiger in a regulation game since Arthur Johnson tallied 37 versus Kansas in 2004.
- Bates is also the first Tiger to score more than half of the team's points in a game since Derrick Chievous had 33 in a 64-63 setback at Cal in 1986.

STAT FILLER

- Senior **Jesus Carralero Martin** is capable of doing it all with the Tigers.
- On Jan. 16, he scored in double figures for the first time at MU with 10 points at Alabama.
- Additionally, Carralero Martin has also posted highs of seven boards, six assists, four steals and three blocks this season – the only Tiger to reach all of those marks.

EARLY STEALS LEADER

- **Anthony Robinson II** continues to make a strong first impression as a rookie.
- Robinson leads MU with 32 steals and adds 3.8 points, 2.0 boards and 24 total assists.
- He is aiming to be the first freshman to lead MU in steals since Terrence Phillips in 2015-16.
- The rookie also scored in double figures in back-to-back games on Nov. 22 and Nov. 25 – the first MU rookie to do so since Kobe Brown in 2019-20.

EARLY-SEASON GAINS

- The Tigers put together some resume bullet points early in the season before their injuries.
- Missouri is the only SEC school with two road victories over power-conference schools after wins at Minnesota and Pittsburgh.
- In fact, it marks the first time since 2003-04 that Missouri has two road wins in non-conference play and first time since 1991-92 with two over power-conference foes.

NEW FACES

- One challenge the Tigers face in the 2023-24 season is introducing a number of new faces.
- The Tigers welcomed 11 newcomers to the roster this season.
- The nine newcomers that have played so far are currently combining to average 30.5 points, 14.3 rebounds, 5.0 assists, 4.3 steals and 2.6 blocks.

TIGERS SIGN NATION'S NO. 4 CLASS

- Mizzou made a splash on Nov. 8 by signing the nation's fourth-ranked freshman class.
- MU officially welcomed **Marcus Allen, T.O. Barrett, Annor Boateng, Trent Burns** and **Peyton Marshall** to the program – all top-100 commits.
- The No. 4 class matches the highest in school history, tying the mark of No. 4 in 2017.

MIZZOU RECORD WHEN...			
	2023-24	Gates Era	Streak
Overall	8-18	33-28	L13
Home	6-9	22-12	L7
Road	2-7	7-12	L7
Neutral	0-2	4-4	L3
SEC Games	0-13	11-20	L13
Home	0-7	7-9	L7
Road	0-6	4-11	L6
Non-Conference	8-6	22-9	L1
Home	6-3	15-4	L1
Road	2-1	3-1	L1
Neutral	0-2	4-4	L3
vs. Ranked Teams	0-4	6-8	L5
vs. Unranked Teams	8-12	27-18	L9
November	6-2	14-2	W3
December	2-3	6-4	W1
January	0-8	4-12	L8
February	0-5	5-8	L5
March	--	4-2	L1
Monday	2-0	3-0	W4
Tuesday	1-4	6-5	L4
Wednesday	1-2	6-5	L2
Thursday	1-0	3-0	W3
Friday	0-2	2-2	L2
Saturday	2-8	9-15	L7
Sunday	1-2	4-2	L1
Leading at Halftime	6-5	23-6	L3
Trailing at Halftime	2-13	8-21	L13
Tied at Halftime	--	2-1	L1
Leading w/ 5:00 Left	7-2	27-2	L1
Trailing/Tied w/ 5:00 Left	1-16	6-26	L15
Overtime	0-1	2-1	L1
Decided by 1-5 points	1-4	9-4	L4
Decided by 6-10 points	3-6	9-9	L6
Decided by 11+ points	4-7	15-14	L5
Scoring 100+ Points	1-0	3-0	W47
Scoring 90-99	1-0	5-0	W21
Scoring 80-89	2-2	15-2	L2
Scoring 70-79	3-5	7-5	L4
Scoring 60-69	1-8	3-16	L8
Scoring 59 or less	0-3	0-5	L16
Opponent scores 100+	--	--	L7
Opp. Scores 90-99	0-5	1-6	L6
Opp. Scores 80-89	--	6-3	L1
Opp. Scores 70-79	3-11	12-15	L9
Opp. Scores 60-69	2-2	9-4	L2
Opp. Scores 59 or less	3-0	5-0	W5
Missouri FG% ≥ 50.0	3-0	18-0	W21
Opp. FG% ≥ 50.0	0-4	4-6	L4
Missouri FG% < 40.0	0-6	0-12	L22
Opp. FG% < 40.0	4-1	9-2	L1
MU Outshoots Opp.	8-5	27-5	L4
Opp. Outshoots MU	0-13	6-23	L18
Attempts More FTs	3-1	14-2	W3
Attempts Fewer FTs	5-15	18-24	L14
FTs Even	0-2	1-2	L2
Outrebounds Opp.	5-2	7-2	L1
Outrebounded	3-16	24-26	L15
Rebounds Equal	--	2-0	W2
Commits Fewer Turnovers	8-10	32-17	L7
Commits More Turnovers	0-7	0-10	L11
Turnovers Even	0-1	1-1	L1
Commits Fewer Fouls	4-3	16-4	L2
Commits More Fouls	4-14	17-21	L11
Fouls Even	0-1	0-3	L3

BATES SHINES IN MIZZOU DEBUT

- **Tamar Bates** made a strong first impression.
- A transfer from Indiana, Bates scored 18 points in his first game with the Tigers, including a run of 10-straight for MU which turned a nine-point lead to a 17-point halftime advantage.
- Bates' 18 points are the most by a Tiger in his Mizzou debut since Mark Smith tallied 19 to open the 2018-19 campaign.

MIZZOU RALLIES FOR VICTORY

- MU tallied its first power-conference win of the year at Minnesota thanks to a late second-half rally.
- Trailing by 20 points with just over 11 minutes remaining, Mizzou finished the game on a 31-9 run for a 70-68 win – capped by a **Sean East II** and-one with 9.9 seconds remaining.

at Minnesota	First 29 Mins	Last 11 Mins
Score	39-59	31-9
Mizzou FG%	39.5	55.0
Minnesota FG%	45.7	25.0
Mizzou Turnovers	8	0
Minnesota Turnovers	10	6

- It ties Missouri's largest rally since joining the SEC – also coming from 20 down to defeat Georgia in 2020 – and largest by Mizzou in at least 25 years.

2022-23 NOTABLES

- MU made the debut season under **Dennis Gates** a memorable one.
- Tied for fourth, MU matched its best SEC finish since joining the conference in 2012-13.
- Mizzou then advanced to the SEC Semifinals for the first time in program history, defeating No. 17/19 Tennessee in the quarterfinals.
- The Tigers capped the season with their first NCAA Tournament victory in 13 years with a 76-65 first-round win over Utah State.
- Overall, MU's 25 wins were its most in 11 seasons.

BEST SINCE...

- Overall, the Tigers posted some of their best numbers in years one season ago.
- In six different statistical categories, Mizzou posted its best numbers in over 10 years.

Best Since	2022-23	Best Since
Scoring Offense	78.9	2011-12 80.4
Field Goal Pct.	47.2	2011-12 50.4
2-Point Pct.	55.8	2011-12 57.0
Assists Per Game	16.0	2011-12 16.2
Turnovers Per Game	11.1	2011-12 10.2
Steals Per Game	10.2	2009-10 10.9

EXPERIENCED ROSTER

- A veteran roster will take on the challenges of the 2023-24 campaign for Mizzou.
- The average age of the Tigers' roster this season is 21.2 years old.
- MU ranks 18th nationally with 2.90 average years of experience with seven players in their fifth year.

- Overall, the Tigers boast 1,284 games of Division I experience with 591 games started.

1,000-POINT CLUB

- Four Tigers have reached the 1,000-point club for their career with **Sean East II** joining the club on Jan. 6 versus Georgia.

Mizzou Active Scoring Leaders			
1. Noah Carter	1,511	4. John Tonje	1,072
2. Nick Honor	1,496	5. Connor Vanover	960
3. Sean East II	1,153	6. Caleb Grill	846

- The Tigers are currently 1-of-26 schools to feature four 1,000-point active scorers.

TOP 3-POINT WEAPON

- It's no surprise **Nick Honor** is off to a strong start beyond the arc as he is one of the top returning shooters in the country.
- Honor made 39.9 percent of his 3-point attempts last season and is the top returning shooter in the SEC (minimum 40 makes).

Returning SEC Leaders	3PM	3PA	3P%
1. Nick Honor (MIZ)	55	138	39.86
2. Will Richard (FLA)	51	128	39.84
3. Antonio Reeves (UK)	80	201	39.80

- Overall, Honor ranks 46th nationally among active players with 262 career made 3-pointers.

NEWCOMER RANKS

- The Tigers welcome 11 highly-ranked newcomers to campus this season.
- Mizzou added a top-10 transfer class to its roster, placing No. 3 by On3 and No. 6 by EvanMiya.
- MU also welcomes a top-30 freshman class with its Class of 2023 ranked No. 23 by Rivals and No. 27 by 247Sports.

NO. 1 JUNIOR COLLEGE PLAYERS

- Mizzou is making it a habit to bring the No. 1 junior college player to campus.
- For the second-straight year, the NJCAA Player of the Year has joined MU with **Curt Lewis** earning the honor in 2023 after **Sean East II** did so in 2022.
- Lewis led John A. Logan to its first national title last season, averaging 14.3 points and shooting 48.3 percent from 3-point range.

CAN'T TEACH HEIGHT

- The Tigers feature a lot of height in 2023-24.
- With **Connor Vanover** (7-5), **Mabor Majak** (7-2) and **Jordan Butler** (7-0), Mizzou is one of just five schools in the nation to feature three seven-footers on its roster – joining Arizona (4), Duke (3), Oregon State (3) and Santa Clara (3).
- Additionally, Vanover is the tallest player in school history and tied with Ole Miss' Jamarion Sharp for the tallest in the NCAA this season.
- Last year, Vanover had more blocks individually (110) than Mizzou did as a team (95).

TIGER RADIO NETWORK		
City	Call Letters	Station
Ava	KKOZ	92.1 FM
Ava	KKOZ	1430 AM
Bethany	KAAN	95.5 FM
Cameron	KMRN	99.3 FM
Cameron	KMRN	1360 AM
Cape Girardeau	KGIR	93.5 FM
Cape Girardeau	KGIR	1220 AM
Caruthersville	KCRV	105.1 FM
Columbia	KCMQ	96.7 FM
Columbia	KTGR	105.1 FM
Columbia	KTGR	1580 AM
Farmington	KREI	800 AM
Festus	KJFF	1400 AM
Hannibal	KHMO	1070 AM
Houston	KBTC	105.7 FM
Houston	KBTC	1250 AM
Joplin	WMBH	101.3 FM
Joplin	WMBH	1560 AM
Kansas City	KMBZ	980 AM
Kennett	KMIS	1050 AM
Kirksville	KTUF	93.7 FM
Marceline	KDWD	99.1 FM
Marshall	KMMO	102.9 FM
Marshall	KMMO	1300 AM
Mexico	KXEO	1340 AM
Moberly	KWIX	1230 AM
Monett	KRMO	990 AM
Monroe City	KWBZ	107.5 FM
Nevada	KNEM	1240 AM
Nevada	KNMO	97.5 FM
Poplar Bluff	KLID	1340 AM
Rolla	KDAA	103.1 FM
Salem	KSMO	1340 AM
Sedalia	KSIS	1050 AM
Springfield	KBFL	96.9 FM
Springfield	KBFL	1060 AM
St. Louis	KTRS	550 AM
Sullivan	KTUI	102.1 FM
Trenton	KTTN	92.3 FM
Troy	KYRO	1280 AM
Versailles	KTKS	95.1 FM
West Plains	KSPQ	93.9 FM

GATES BY THE NUMBERS

- Dennis Gates enjoyed a great debut season with the Tigers in 2022-23 with his 25 wins – the second-most by a first-year MU coach.
- | Wins in MU Debut Season | Season | Wins |
|-------------------------|---------|------|
| 1. Frank Haith | 2011-12 | 30 |
| 2. Dennis Gates | 2022-23 | 25 |
| 3. Cuonzo Martin | 2017-18 | 20 |
- In fact, his 25 wins are also the fifth-most by a first-year SEC coach in conference history.
- | SEC First-Year Coach (All-Time) | Season | Wins |
|---------------------------------|---------|------|
| 1. Tubby Smith, Kentucky | 1997-98 | 35 |
| John Calipari, Kentucky | 2009-10 | 35 |
| 3. Eddie Sutton, Kentucky | 1985-86 | 32 |
| 4. Trent Johnson, LSU | 2008-09 | 27 |
| 5. Dennis Gates, Missouri | 2022-23 | 25 |

BUILDING A STAFF

- Dennis Gates has built a staff that includes multiple years of head-coaching experience.
- Three assistants have enjoyed time leading a college program: **Charlton "C.Y." Young** (Georgia Southern, 2009-13), **David "Dickey" Nutt** (Arkansas State, 1995-08; Southeast Missouri, 2009-15) and **Kyle Smithpeters** (John A. Logan CC, 2012-22).
- Additionally, special assistant to the head coach **Matt Lottich** joins the roster after spending the last seven years leading Valparaiso.

INTERNATIONAL DUTY

- Graduate guard **John Tonje** spent his summer helping the Cameroon National Team advance in the Olympic Qualifying Tournament.
- In the final of the Pre-Qualifying Tournament in Nigeria, Tonje and Cameroon defeated Senegal, 80-74, to advance to final rounds of qualifying.
- Four of the 24 teams left in qualifying advance to Paris 2024 with the tournament set for July 2024.

WHERE ARE THEY NOW?

- A number of 2022-23 Tigers have continued their basketball career at the professional level.
- Kobe Brown** was a first-round draft pick of the Clippers, while **D'Moi Hodge** signed as a rookie free agent with the Lakers and is now playing for Rip City in the G-League.
- In addition, **Isiah Mosley** was selected eighth overall in the G-League Draft and is playing for the Wisconsin Herd.
- DeAndre Gholston** is also playing in Hungary.

TIGERS IN THE NBA

- Overall, 12 former Tigers are currently in the NBA.
- In addition to **Kobe Brown** and **D'Moi Hodge**, Mizzou is represented by **Jordan Clarkson** (Jazz), **Jontay Porter** (Raptors), **Michael Porter Jr.** (Nuggets) and **Dru Smith** (Heat).
- In the front office, former Tigers include **Josh Kroenke** (Nuggets President), **Quin Snyder** (Hawks

coach), **DeMarre Carroll** (Lakers assistant), **Larry Drew** (Clippers assistant), **Phil Pressey** (Celtics assistant) and **Jarrett Sutton** (Pelicans scout).

OH CAPTAIN! MY CAPTAIN!

- Four Tigers are set to serve as team captains during the 2023-24 campaign.
- Nick Honor** will serve as a team captain for the second-straight season, while **Noah Carter**, **Sean East II** and **Mabor Majak** are first-year leaders.

MU SLATED NINTH IN SEC POLL

- Missouri was slated to finish ninth in the SEC this season, as voted on by the league's media.
- Tennessee was picked first in the preseason rankings, followed by Texas A&M, Arkansas, Kentucky and Alabama in the top five.
- Last season, the Tigers were slated to finish 11th before their eventual fourth-place finish.

EIGHT CORE VALUES

- One goal of Coach Gates in building a program is to instill eight core values in the student-athletes that they carry into the classroom, on the court and into the community.
- The eight core values are: friendship, love, accountability, trust, discipline, unselfishness, enthusiasm and toughness.

TOP OF THE CLASS

- The Tigers have excelled in the classroom under Dennis Gates.
- Mizzou posted a 3.36 grade point average during the fall semester – the second-highest recorded GPA during program history.
- Last year, eight Tigers were selected to the NABC Honors Court – the second-most nationally.

RENOVATED MIZZOU ARENA

- Mizzou Arena has a new look to it this season.
- New features inside the arena that opened in 2004 include new black seats to replace the original gold seating, a new scoreboard that is 50 percent bigger than previous one (four displays of 16.5' wide and 24.5' tall) and an updated lighting system that will enhance fan experience.

VOICE OF THE TIGERS

- The Voice of the Tigers, **Mike Kelly** is in his 33rd season calling games for the Missouri men's basketball team.
- Kelly has called 1,028 games, celebrating his milestone 1,000th game last year versus LSU (March 1, 2023).
- Kelly has also served as the school's football play-by-play announcer since 1994.

AP POLL

1. UConn (62)	24-2	1550
2. Houston	22-3	1473
3. Purdue	23-3	1414
4. Arizona	20-5	1373
5. Tennessee	19-6	1230
6. Iowa State	20-5	1160
7. Marquette	19-6	1144
8. Duke	20-5	1116
9. Kansas	20-6	1065
10. North Carolina	20-6	1044
11. Baylor	19-6	959
12. Illinois	19-6	853
13. Alabama	18-7	803
14. Auburn	20-6	690
15. Creighton	19-7	612
16. Dayton	21-4	584
17. Kentucky	18-7	540
18. Saint Mary's	21-6	486
19. San Diego State	20-6	374
20. South Carolina	21-5	346
21. Washington State	20-6	215
22. Colorado State	20-6	171
23. Texas Tech	18-7	135
24. Florida	18-7	124
25. BYU	18-7	123

RV: Virginia (103), Gonzaga (99), Wisconsin (88), Michigan State (64), TCU (54), South Florida (45), Florida Atlantic (27), New Mexico (27), Utah State (22), Grand Canyon (16), Nevada (11), Pittsburgh (4), Clemson (3), McNeese State (1), Drake (1), Appalachian State (1).

USA TODAY COACHES POLL

1. UConn (32)	24-2	800
2. Houston	22-3	764
3. Purdue	23-3	715
4. Arizona	20-5	710
5. Tennessee	19-6	641
6. Iowa State	20-5	607
7. Duke	20-5	580
8. Marquette	19-6	553
9. North Carolina	20-6	546
10. Kansas	20-6	538
11. Baylor	19-6	508
12. Illinois	19-6	431
13. Alabama	18-7	417
14. Auburn	20-6	335
15. Creighton	19-7	329
16. Dayton	21-4	300
17. Kentucky	18-7	291
18. Saint Mary's	21-6	251
19. San Diego State	20-6	185
20. South Carolina	21-5	180
21. BYU	18-7	105
22. Washington State	20-6	97
23. Texas Tech	18-7	71
24. Colorado State	20-6	65
25. TCU	18-7	64

RV: Gonzaga (61), Virginia (59), Florida (40), South Florida (35), Utah State (24), Grand Canyon (23), Michigan State (23), Wisconsin (16), Clemson (12), Florida Atlantic (9), Oklahoma (9), Nevada (4), James Madison (1), Boise State (1).

MIZZOU WEEK-BY-WEEK

	PRE	N13	N20	N27	D04	D11	D18	D25	J01	J08	J15	J22	J29	F05	F12	F19	F26	M04	M11	FINAL
AP Poll	RV	--	--	--	--	--	--	--	--	--	--	--	--	--	--	--	--	--	--	--
Coaches	RV	--	--	--	--	--	--	--	--	--	--	--	--	--	--	--	--	--	--	--

MIZZOU vs AP TOP 25

Rank	Overall	Home	Away	Neutral	Streak	Last Win
#1	4-20	3-5	1-8	0-7	L10	96-94 vs. Kansas (2/4/97)
#2	1-14	0-6	0-7	1-1	L9	98-86 vs. Oklahoma (3/12/89)
#3	9-22	5-6	2-10	2-6	L3	89-88 at Baylor (1/21/12)
#4	6-23	4-10	1-8	1-5	L4	73-64 vs. Oklahoma (3/4/09)
#5	3-12	2-3	0-3	1-6	L1	63-60 vs. Florida (2/19/13)
Top Five	23-91	14-30	4-36	5-25	L13	63-60 vs. Florida (2/19/13)
#6	6-16	3-5	3-7	0-4	L1	86-85 at Tennessee (2/11/23)
#7	7-12	3-5	2-5	2-2	L4	72-68 vs. Kansas (3/6/05)
#8	6-9	5-1	1-5	0-3	L2	74-71 vs. Kansas (2/4/12)
#9	2-11	0-3	0-3	2-5	L3	78-77 vs. Iowa (11/21/01)
#10	6-8	5-1	0-4	1-3	W1	68-65 vs. Alabama (2/6/21)
No. 6-10	27-56	16-15	6-24	5-17	L1	86-85 at Tennessee (2/11/23)
#11	9-5	5-3	3-1	1-1	W1	85-73 vs. Auburn (2/15/20)
#12	8-7	4-2	2-3	2-2	W1	78-61 vs. Iowa State (1/28/23)
#13	3-6	2-0	0-5	1-1	L4	90-82 vs. Nebraska (3/10/91)
#14	5-4	2-1	1-2	2-1	L2	83-67 vs. Ohio State (3/16/02)
#15	6-10	2-3	2-3	2-4	W1	92-86 vs. Alabama (1/8/22)
No. 11-15	31-32	15-9	8-14	8-9	L1	78-61 vs. Iowa State (1/28/23)
#16	8-6	4-2	1-2	3-2	W1	93-71 vs. Illinois (12/22/22)
#17	6-9	3-3	1-4	2-2	W1	79-71 vs. Tennessee (3/10/23)
#18	4-13	3-4	1-8	0-1	L2	80-71 vs. UCLA (12/7/13)
#19	10-8	4-2	2-5	4-1	W1	89-75 vs. Kentucky (12/28/22)
#20	7-11	3-3	2-4	2-4	L2	92-53 vs. California (11/22/11)
No. 16-20	35-47	17-14	7-23	11-10	W3	79-71 vs. Tennessee (3/10/23)
#21	8-7	3-2	1-4	4-1	W1	83-75 vs. Oregon (12/2/20)
#22	4-6	1-2	2-3	1-1	L2	77-74 vs. Kansas State (2/2/08)
#23	4-8	1-2	0-4	3-2	L5	83-79 vs. Marquette (3/22/09)
#24	1-4	1-0	0-4	0-0	L4	81-79 vs. Oklahoma State (2/11/95)
#25	3-6	2-1	0-4	1-1	W1	79-76 vs. Arkansas (1/18/23)
No. 21-25	20-31	8-7	3-19	9-5	W1	79-76 vs. Arkansas (1/18/23)
OVERALL	136-257	70-75	28-116	38-66	L5	79-71 vs. Tennessee (3/10/23)

RANKED MEETINGS WITH ARKANSAS

Date	Winner	Loser	Location
12/18/50	#8 Missouri 54	Arkansas 32	Columbia, Mo.
12/15/54	#6 Missouri 77	Arkansas 58	Columbia, Mo.
11/28/80	#20 Arkansas 81	#11 Missouri 73	Anchorage, Alaska
12/28/88	#11 Missouri 83	Arkansas 78	Columbia, Mo.
12/13/89	#4 Missouri 89	#7 Arkansas 88	Fayetteville, Ark.
12/8/90	#3 Arkansas 95	Missouri 82	Columbia, Mo.
12/7/91	Missouri 87	#11 Arkansas 76	Fayetteville, Ark.
12/19/92	#12 Arkansas 73	Missouri 68	Columbia, Mo.
12/2/93	#2 Arkansas 120	Missouri 68	Fayetteville, Ark.
12/3/94	#4 Arkansas 94	Missouri 71	Columbia, Mo.
12/5/95	Arkansas 104	#11 Missouri 93	Fayetteville, Ark.
12/7/96	#22 Arkansas 80	Missouri 76	Columbia, Mo.
12/6/97	#18 Arkansas 75	Missouri 46	Fayetteville, Ark.
2/18/15	#18 Arkansas 84	Missouri 69	Fayetteville, Ark.
1/2/21	#12 Missouri 81	Arkansas 68	Fayetteville, Ark.
2/13/21	Arkansas 86	#10 Missouri 81	Columbia, Mo.
3/12/21	#8 Arkansas 70	Missouri 64	Nashville, Tenn.
2/15/22	#23 Arkansas 76	Missouri 57	Columbia, Mo.
1/4/23	#13 Arkansas 74	#20 Missouri 68	Fayetteville, Ark.
1/18/23	Missouri 79	#25 Arkansas 76	Columbia, Mo.

Both Teams Ranked: Arkansas, 2-1
Only Mizzou Ranked: Missouri, 4-2
Only Arkansas Ranked: Arkansas, 9-2

Opponent	Score	1H	2H	OTs	FGM	FGA	PCT.	3PM	3PA	PCT.	FTM	FTA	PCT.	OFF	DEF	REB	PF	A	TO	STL	BLK
Missouri	W, 101-79	57	44	--	36	64	56.3	12	30	40.0	17	19	89.5	11	27	38	26	19	13	7	9
vs. Arkansas-Pine Bluff		40	39	--	23	57	40.4	8	29	27.6	25	31	80.6	11	18	29	18	8	16	9	2
Missouri	L, 55-70	33	22	--	18	57	31.6	6	30	20.0	13	17	76.5	6	29	36	17	8	12	9	4
vs. Memphis		26	44	--	27	63	42.9	7	20	35.0	9	16	56.3	11	36	47	20	16	10	7	6
Missouri	W, 68-50	38	30	--	23	53	43.4	11	29	37.9	11	14	78.6	8	29	37	19	16	9	7	8
vs. SIU Edwardsville		31	19	--	14	50	28.0	4	15	26.7	18	25	72.0	10	23	33	15	7	11	5	4
Missouri	W, 70-68	32	38	--	28	63	44.4	8	23	34.8	6	8	75.0	9	19	28	15	14	8	10	7
at Minnesota		38	30	--	24	58	41.4	8	23	34.8	12	17	70.6	16	28	44	13	16	16	3	7
Missouri	L, 72-73	37	35	--	27	55	49.1	11	29	37.9	7	11	63.6	8	26	34	17	19	18	7	7
vs. Jackson State		34	39	--	28	62	45.2	6	18	33.3	11	16	68.8	10	22	32	17	13	13	12	0
Missouri	W, 82-59	35	47	--	31	58	53.4	9	24	37.5	11	13	84.6	12	21	33	10	16	13	11	12
vs. South Carolina State		37	22	--	26	55	47.3	2	10	20.0	5	8	62.5	10	16	26	14	13	15	9	1
Missouri	W, 78-70	35	43	--	26	58	44.8	11	28	39.3	15	24	62.5	10	24	34	16	10	10	14	3
vs. Loyola Maryland		31	39	--	25	56	44.6	10	30	33.3	10	17	58.8	12	29	41	20	16	18	2	1
Missouri	W, 71-64	38	33	--	27	60	45.0	8	22	36.4	9	14	64.3	11	25	36	20	14	10	6	4
at Pittsburgh		35	29	--	16	47	34.0	7	25	28.0	25	31	80.6	9	24	33	14	8	11	4	3
Missouri	W, 82-72	41	41	--	24	60	40.0	11	33	33.3	23	25	92.0	7	25	32	18	15	9	13	6
vs. Wichita State		34	38	--	26	68	38.2	8	28	28.6	12	13	92.3	18	30	48	20	9	18	6	1
Missouri	L, 64-73	29	35	--	24	58	41.4	7	21	33.3	9	13	69.2	7	18	25	19	11	12	8	5
at Kansas		41	32	--	25	56	44.6	3	10	30.0	20	23	87.0	13	29	42	16	16	16	6	4
Missouri	L, 87-93	38	49	--	28	62	45.2	12	24	50.0	19	22	86.4	15	14	29	21	14	13	3	3
vs. Seton Hall (Kansas City)		42	51	--	33	56	58.9	10	23	43.5	17	23	73.9	12	19	31	18	16	15	5	4
Missouri	L, 73-97	24	49	--	29	74	39.2	6	27	22.2	9	16	56.3	12	23	35	23	6	7	8	4
vs. Illinois (St. Louis)		49	48	--	32	65	49.2	11	33	33.3	22	31	71.0	16	35	51	14	17	10	5	4
Missouri	W, 92-59	46	46	--	36	67	53.7	6	24	25.0	14	17	82.4	21	26	47	19	18	16	13	6
vs. Central Arkansas		31	28	--	19	53	35.8	9	28	32.1	12	16	75.0	10	12	22	17	11	20	8	4
Missouri	L, 68-75	38	30	--	28	63	44.4	6	19	31.6	6	7	85.7	9	21	30	18	14	8	5	7
vs. Georgia		40	35	--	24	50	48.0	12	28	42.9	15	21	71.4	8	26	34	10	12	12	4	1
Missouri	L, 77-90	42	35	--	26	61	42.6	8	28	28.6	17	22	77.3	6	21	27	22	14	11	6	6
at Kentucky		47	43	--	28	56	50.0	7	23	30.4	27	32	84.4	9	33	42	17	14	13	6	3
Missouri	L, 69-71	33	29	7	26	62	41.9	5	22	22.7	12	18	66.7	11	21	32	16	13	7	11	3
vs. South Carolina		32	30	9	25	59	40.7	7	24	29.2	16	18	88.9	15	28	43	17	12	16	2	0
Missouri	L, 75-93	34	41	--	26	53	49.1	8	21	38.1	15	20	75.0	6	17	23	22	10	11	9	0
at Alabama		36	57	--	30	57	52.6	13	27	48.1	20	21	95.2	11	24	35	16	18	13	6	3
Missouri	L, 67-79	34	33	--	23	53	43.4	3	16	18.8	18	21	85.7	4	23	27	20	10	5	8	3
vs. Florida		37	42	--	25	56	44.6	9	22	40.9	20	29	69.0	13	27	40	16	12	8	4	3
Missouri	L, 57-63	25	32	--	21	54	38.9	8	29	27.6	7	10	70.0	8	27	35	26	14	15	4	3
at Texas A&M		30	33	--	15	52	28.8	6	27	22.2	27	37	73.0	15	26	41	16	12	9	7	1
Missouri	L, 64-72	29	35	--	24	51	47.1	2	8	25.0	14	17	82.4	5	24	29	18	10	12	5	4
at South Carolina		39	33	--	23	52	44.2	10	25	40.0	16	24	66.7	6	22	28	17	15	11	8	4
Missouri	L, 84-91	28	56	--	27	59	45.8	10	20	50.0	20	22	90.9	11	15	26	23	13	18	9	4
vs. Arkansas		47	44	--	33	61	54.1	4	6	66.7	21	26	80.8	12	23	35	21	15	15	10	6
Missouri	L, 61-68	29	32	--	22	59	37.3	7	26	26.9	10	11	90.9	10	21	31	19	14	7	6	2
at Vanderbilt		32	36	--	24	60	40.0	5	22	22.7	15	20	75.0	16	26	42	12	8	9	4	3
Missouri	L, 60-79	25	35	--	22	48	45.8	7	20	35.0	9	13	69.2	5	17	22	18	11	12	5	6
vs. Texas A&M		38	41	--	30	63	47.6	4	17	23.5	15	19	78.9	16	24	40	16	11	7	8	3
Missouri	L, 51-75	26	25	--	16	47	34.0	3	18	16.7	16	20	80.0	4	27	31	20	7	20	4	7
vs. Mississippi State		30	45	--	28	59	47.5	9	25	36.0	10	21	47.6	10	29	39	19	14	12	15	3
Missouri	L, 76-79	33	43	--	23	49	46.9	5	11	45.5	25	30	83.3	8	19	27	20	10	8	7	3
at Ole Miss		30	49	--	23	53	43.4	11	21	52.4	22	30	73.3	14	21	35	22	16	13	6	4
Missouri	L, 67-72	29	38	--	21	56	37.5	10	27	37.0	15	21	71.4	14	20	34	23	11	15	7	5
vs. Tennessee		26	46	--	24	57	42.1	5	17	29.4	19	27	70.4	14	25	39	17	10	15	9	6
Missouri																					
at Arkansas																					
Missouri																					
at Florida																					
Missouri																					
vs. Ole Miss																					
Missouri																					
vs. Auburn																					
Missouri																					
at LSU																					

DATE	OPPONENT	RESULT	RECORD	SEC	HIGH POINTS	HIGH REBOUNDS	HIGH ASSISTS	ATTEND.
Nov. 6	ARKANSAS-PINE BLUFF	W, 101-79	1-0	--	Sean East II (21)	Aidan Shaw (9)	Carralero Martin / Honor (5)	11,486
Nov. 10	MEMPHIS	L, 55-70	1-1	--	Sean East II (14)	Caleb Grill (10)	Jesus Carralero Martin (3)	15,061
Nov. 13	SIU EDWARDSVILLE	W, 68-50	2-1	--	Sean East II (20)	Noah Carter (10)	Anthony Robinson II (2)	9,656
Nov. 16	at Minnesota	W, 70-68	3-1	--	Nick Honor (16)	Noah Carter (6)	Caleb Grill (4)	7,975
Nov. 19	JACKSON STATE	L, 72-73	3-2	--	Nick Honor (17)	Carralero Martin / Grill (7)	Jesus Carralero Martin (6)	9,690
Nov. 22	SOUTH CAROLINA STATE	W, 82-59	4-2	--	Sean East II (21)	Aidan Shaw (7)	Sean East II (4)	9,745
Nov. 25	LOYOLA MARYLAND	W, 78-70	5-2	--	Noah Carter (18)	Noah Carter (6)	Sean East II (4)	9,762
Nov. 28	at Pittsburgh	W, 71-64	6-2	--	Sean East II (21)	Noah Carter (8)	East / Honor (4)	7,390
Dec. 3	WICHITA STATE	W, 82-72	7-2	--	Sean East II (22)	Caleb Grill (10)	Sean East II (9)	10,885
Dec. 9	at Kansas	L, 64-73	7-3	--	Sean East II (21)	Noah Carter (7)	Sean East II (6)	16,300
Dec. 17	vs. Seton Hall	L, 87-93	7-4	--	Tamar Bates (22)	Noah Carter (9)	Sean East II (6)	7,062
Dec. 22	vs. Illinois	L, 73-97	7-5	--	Sean East II (18)	Anthony Robinson II (6)	East / Robinson (2)	18,485
Dec. 30	CENTRAL ARKANSAS	W, 92-59	8-5	--	Tamar Bates (25)	Noah Carter (8)	Nick Honor (5)	10,623
Jan. 6	GEORGIA	L, 68-75	8-6	0-1	Sean East II (18)	East / Shaw (6)	Sean East II (8)	12,407
Jan. 9	at Kentucky	L, 77-90	8-7	0-2	Noah Carter (20)	East / Vanover (4)	Carralero Martin / East (4)	20,086
Jan. 13	SOUTH CAROLINA	L, 69-71	8-8	0-3	Noah Carter (23)	Sean East II (8)	Jesus Carralero Martin (4)	11,135
Jan. 16	at Alabama	L, 75-93	8-9	0-4	Tamar Bates (19)	Sean East II (4)	Sean East II (4)	11,569
Jan. 20	FLORIDA	L, 67-79	8-10	0-5	Tamar Bates (36)	East / Shaw (4)	Sean East II (3)	11,489
Jan. 23	at Texas A&M	L, 57-63	8-11	0-6	Sean East II (17)	Carter / Lewis (6)	Sean East II (5)	9,623
Jan. 27	at South Carolina	L, 64-72	8-12	0-7	Sean East II (21)	Bates / Vanover (7)	Sean East II (7)	13,553
Jan. 31	ARKANSAS	L, 84-91	8-13	0-8	Tamar Bates (29)	Sean East II (6)	Sean East II (7)	11,020
Feb. 3	at Vanderbilt	L, 61-68	8-14	0-9	Noah Carter (20)	Noah Carter (6)	Sean East II (4)	6,905
Feb. 7	TEXAS A&M	L, 60-79	8-15	0-10	Tamar Bates (20)	Aidan Shaw (7)	Tamar Bates (3)	9,814
Feb. 10	MISSISSIPPI STATE	L, 51-75	8-16	0-11	Nick Honor (15)	Noah Carter (7)	Noah Carter (4)	10,620
Feb. 17	at Ole Miss	L, 76-79	8-17	0-12	Sean East II (25)	Aidan Shaw (5)	Sean East II (6)	8,598
Feb. 20	TENNESSEE	L, 67-72	8-18	0-13	Sean East II (24)	Noah Carter (7)	Sean East II (6)	10,089
Feb. 24	at Arkansas							
Feb. 28	at Florida							
March 2	OLE MISS							
March 5	AUBURN							
March 9	at LSU							

MISSOURI GAME LEADERS		
Points	Rebounds	Assists
Sean East II 13	Noah Carter 11	Sean East II 16
Tamar Bates..... 6	Aidan Shaw 6	Jesus Carralero Martin..... 5
Noah Carter 4	Sean East II 5	Nick Honor..... 3
Nick Honor..... 3	Caleb Grill 3	Anthony Robinson II 2
	Connor Vanover..... 2	Caleb Grill 1
	Tamar Bates 1	Tamar Bates 1
	Jesus Carralero Martin..... 1	Noah Carter 1
	Curt Lewis..... 1	
	Anthony Robinson II 1	

MISCELLANEOUS STATS	
10+ Points	
Sean East II 19	Aidan Shaw 3
Tamar Bates..... 17	Connor Vanover..... 2
Noah Carter 15	Jordan Butler 1
Nick Honor..... 14	Jesus Carralero Martin..... 1
Caleb Grill 4	Trent Pierce 1
Anthony Robinson II 3	
20+ Points	
Sean East II 9	Noah Carter 4
Tamar Bates..... 5	
10+ Rebounds	
Caleb Grill 2	Noah Carter 1
Double-Doubles	
Noah Carter 1	Caleb Grill 1
5+ Assists	
Sean East II 9	Nick Honor..... 2
Jesus Carralero Martin..... 2	

TEAM HIGHS & LOWS

		MISSOURI		OPPONENT	
Points, 1st Half	High	57	vs. Arkansas-Pine Bluff, 11/6	49	Illinois, 12/22
	Low	24	Illinois, 12/22	26	Memphis, 11/10
Points, 2nd Half	High	56	vs. Arkansas, 1/31	57	Alabama, 1/16
	Low	22	vs. Memphis, 11/10	19	SIU Edwardsville, 11/13
Total Points	High	101	vs. Arkansas-Pine Bluff, 11/6	97	Illinois, 12/22
	Low	51	vs. Mississippi State, 2/10	50	SIU Edwardsville, 11/10
Field Goals Made	High	36	2x (last vs. Central Arkansas, 12/30)	33	2x, (last vs. Arkansas 1/31)
	Low	16	vs. Mississippi State, 2/10	14	SIU Edwardsville, 11/13
Field Goals Attempted	High	74	vs. Illinois, 12/22	68	Wichita State, 12/3
	Low	47	vs. Mississippi State, 2/10	47	Pittsburgh, 11/28
Field Goal Pct.	High	56.3	vs. Arkansas-Pine Bluff, 11/6 (36-64)	58.9	Seton Hall, 12/17 (33-56)
	Low	31.6	vs. Memphis, 11/10 (18-57)	28.0	SIU Edwardsville, 11/13 (14-50)
3-Pointers Made	High	12	2x (last vs. Seton Hall, 12/17)	13	Alabama, 1/16
	Low	2	at South Carolina, 1/27	2	South Carolina State, 11/22
3-Pointers Attempted	High	33	vs. Wichita State, 12/3	33	Illinois, 12/22
	Low	8	at South Carolina, 1/27	6	vs. Arkansas, 1/31
3-Point Pct.	High	50.0	2x (last vs. Arkansas, 1/31 (10-20))	66.7	vs. Arkansas, 1/31 (4-6)
	Low	16.7	vs. Mississippi State, 2/10	20.0	South Carolina State, 11/22 (2-10)
Free Throws Made	High	25	at Ole Miss, 2/17	27	2x (last: Texas A&M, 1/23)
	Low	6	2x (last vs. Georgia, 1/6)	5	South Carolina State, 11/22
Free Throws Attempted	High	30	at Ole Miss, 2/17	37	Texas A&M, 1/23
	Low	7	vs. Georgia, 1/6	8	South Carolina State, 11/22
Free Throws Pct.	High	92.0	vs. Wichita State, 12/3 (23-25)	95.2	Alabama, 1/16 (20-21)
	Low	56.3	vs. Illinois, 12/22 (9-16)	47.6	Mississippi State, 2/10
Offensive Rebounds	High	21	vs. Central Arkansas, 12/30	18	Wichita State, 12/3
	Low	4	2x (last vs. Mississippi State, 2/10)	6	South Carolina, 1/27
Total Rebounds	High	47	vs. Central Arkansas, 12/30	51	Illinois, 12/22
	Low	22	vs. Texas A&M, 2/7	22	Central Arkansas, 12/30
Rebound Margin	High	+25	vs. Central Arkansas, 12/30	+18	Texas A&M, 2/7
	Low	-18	vs. Texas A&M, 2/7	-25	Central Arkansas, 12/30
Fouls	High	26	2x (last at Texas A&M, 1/23)	22	Ole Miss, 2/17
	Low	10	vs. South Carolina State, 11/22	10	Georgia, 1/6
Assists	High	19	2x (last vs. Jackson State, 11/19)	18	Alabama, 1/16
	Low	6	vs. Illinois, 12/22	7	SIU Edwardsville, 11/13
Turnovers	High	20	vs. Mississippi State, 2/10	20	Central Arkansas, 12/30
	Low	5	vs. Florida, 1/20	7	Texas A&M, 2/7
Steals	High	14	vs. Loyola, 11/25	15	Mississippi State, 2/10
	Low	3	vs. Seton Hall, 12/17	2	2x (last: South Carolina, 1/13)
Blocks	High	12	vs. South Carolina State, 11/22	7	Minnesota, 11/16
	Low	0	at Alabama, 1/16	0	2x (last: South Carolina, 1/13)

INDIVIDUAL HIGHS

	MISSOURI		OPPONENT	
Points	36	Tamar Bates, vs. Florida, 1/20	34	Kylen Milton, Arkansas-Pine Bluff, 11/6
Field Goals Made	13	Tamar Bates, vs. Florida, 1/20	10	2x (last: Davion Everett, South Carolina State, 11/22)
Field Goals Attempted	21	Tamar Bates, vs. Florida, 1/20	27	Joe French, Arkansas-Pine Bluff, 11/6
Field Goal Pct. (min 5 made)	90.0	Tamar Bates, vs. Central Arkansas, 12/30 (9-10)	100.0	Russel Tchewa, Georgia, 1/6 (5-5)
3-Pointers Made	4	7x (last: Nick Honor, at Alabama, 1/16)	6	Matthew Murrell, Ole Miss, 2/17
3-Pointers Attempted	10	2x (last: Noah Carter, vs. South Carolina, 1/13)	14	Joe French, Arkansas-Pine Bluff, 11/6
3-Point Pct. (min 3 made)	100.0	Tamar Bates, vs. Seton Hall, 12/17 (4-4)	100.0	Shakeel Moore, Mississippi State, 2/10 (4-4)
Free Throws Made	12	Sean East II, at Ole Miss, 2/17	15	Kylen Milton, Arkansas-Pine Bluff, 11/6
Free Throws Attempted	12	Sean East II, at Ole Miss, 2/17	20	Kylen Milton, Arkansas-Pine Bluff, 11/6
Free Throws Pct. (min 5 made)	100.0	Sean East II, at Ole Miss, 2/17 (12-12)	100.0	2x (last: Antonio Reeves, Kentucky, 1/9 – 8-8)
Offensive Rebounds	4	2x (last: Mabor Majak, at Vanderbilt, 2/3)	8	Andersson Garcia, Texas A&M, 2/7
Total Rebounds	10	3x (last: Caleb Grill, vs. Wichita State, 12/3)	17	Harlond Beverly, Wichita State, 12/3
Assists	9	Sean East II, vs. Wichita State, 12/3	7	Marcus Domask, Illinois, 12/22
Steals	5	2x (last: Tamar Bates, vs. Arkansas, 1/31)	7	Cameron Matthews, Mississippi State, 2/10
Blocks	5	2x (last: Aidan Shaw, vs. South Carolina State, 11/22)	4	Jonas Aidoo, Tennessee, 2/20



DENNIS GATES

@coachdgates

Whitten Family Men's Basketball Head Coach

It took just one season for Whitten Family Men's Basketball Head Coach Dennis Gates to make an impression at Missouri. Now in his second season with the Tigers, Gates aims to take the next step as Mizzou competes for titles.

MISSOURI

- Led the MU to its first NCAA Tournament win in 13 seasons and its first-ever appearance in the SEC Semifinals.
- Overall, engineered the seventh-best improvement nationally in his first season, finishing with the program's most wins (25) in 11 years.
- His 25 victories are also the fifth-most by any first-year SEC coach in conference history – trailing only Tubby Smith, John Calipari, Eddie Sutton and Trent Johnson.
- Helped a pair of standouts in Kobe Brown (LA Clippers) and D'Moi Hodge (LA Lakers) earn NBA contracts.

CLEVELAND STATE

- Rebuilt the Vikings program – winning 50 games, including a 39-19 mark his final two seasons.
- Won two Horizon League regular-season titles (2020, 2021), the 2021 Horizon League Tournament crown and berths to the 2021 NCAA Tournament and 2022 Postseason NIT.
- Two-time Horizon League Coach of the Year (2020 and 2021).
- Mentored two Horizon League Defensive Players of the Year, five all-conference honorees and five All-Defensive Team selections.

FLORIDA STATE

- Spent eight seasons on Leonard Hamilton's staff at FSU, mirroring the Seminoles' rise to national prominence.
- Florida State advanced to four NCAA Tournament in his eight years, including an Elite Eight bid in 2018 and Sweet 16 trips in 2012 and 2019.
- Instrumental in recruiting four-straight top-15 classes, which produced five NBA Draft picks over four years – Jonathan Isaac (No. 9 selection in 2017), Malik Beasley (No. 19 in 2016), Mfiondu Kabengele (No. 27 in 2019), Dwayne Bacon (No. 40 in 2017) and Terance Mann (No. 48 in 2019).

PLAYING CAREER

- Combo guard for the Cal Golden Bears
- Served as a three-year captain, helping lead the team to three 20-win seasons
- Played in 114 career games with 34 starting assignments, totaling 432 points, 140 rebounds, 148 assists and 100 steals.
- Two-time Pac-10 All-Academic First Team selection
- Named Cal's Most Inspirational Player in 2001 and the team's Outstanding Student-Athlete in 1999 and 2001
- Awarded the 2002 Pac-10 Medal of Honor, which is presented to the Pac-10 Universities Top Graduating Student-Athlete.

YEAR-BY-YEAR RECORD

CLEVELAND STATE

YEAR	RECORD	PCT.	HORIZON	PLACE	NOTES
2019-20	11-21	34.4	7-11	t-7th	Earned first career win versus Edinboro, 79-54 (Nov. 9)
2020-21	19- 8	70.4	16- 4	1st	Horizon League Tournament Champions / NCAA First Round
2021-22	20-11	64.5	15- 6	1st	NIT First Round
CSU TOTALS	50-40	55.6	38-21		Two Horizon League Regular-Season Titles & One Tournament Title

MISSOURI

YEAR	RECORD	PCT.	SEC	PLACE	NOTES
2022-23	25-10	71.4	11- 7	t-4th	USA Today SEC Coach of the Year
2023-24	8-18	30.8	0-13		
MU TOTALS	33-28	54.1	11-20		
CAREER	83-68	55.0	49-41		

COACHING STAFF



Charlton "C.Y." Young
Associate Head Coach
Georgia Southern '93



David "Dickey" Nutt
Assistant Coach
Oklahoma State '82



Kyle Smithpeters
Assistant Coach
Southern Illinois '06



Ryan Sharbaugh
Assistant Coach
Westminster '08



Matt Cline
Assistant Coach
South Alabama '11



Sean Conaty
Dir. of Athletic Performance
East Carolina '12

PERSONAL

BIRTHDAY

January 14

EDUCATION

California '01 (Bachelor's)
Sociology
Florida State '05 (Master's)
Adult Education and Human
Resource Development

WIFE

Jocelyn

CHILDREN

Avery, Duke and Denver

COACHING CAREER

2003-04 Marquette (Grad Asst)
2004-05 Florida State (Grad Asst)
2005-07 California (Assistant)
2007-09 Northern Illinois (Assistant)
2009-11 Nevada (Assistant)
2011-19 Florida State (Assistant)
2019-22 Cleveland St. (Head Coach)
2022- Missouri (Head Coach)

HONORS

- 2019-20 Horizon League Coach of the Year
- 2020-21 Horizon League Coach of the Year
- 2020-21 HoopDirt.com Division I Coach of the Year
- 2022-23 USA Today SEC Coach of the Year



 @jordanbutlerr0

Freshman | Forward | 7-0 | 230 | Greenville, S.C. | Christ Church Episcopal School

CAREER STATISTICS

Season	GP-GS	Min/Avg	FG	FGA	FG%	3FG	3FGA	3P%	FTM	FTA	FT%	O	D	REB	AVG	PF	FO	AST	TO	BLK	STL	PTS	AVG
2023-24	24-8	267/11.1	19	50	38.0	4	24	16.7	10	18	55.6	14	33	47	2.0	54	4	2	9	22	9	52	2.2

2023-24 NOTES

- Tallied a season-best 10 points last Saturday at Ole Miss – double his previous high (Feb. 17).
- Made his first collegiate at Texas A&M, collecting a career-best five rebounds (Jan. 23).
- One of five freshman on the roster that ranked as high as the No. 23 Class in the nation by Rivals.
- Brother, John Butler Jr., is a member of the Washington Wizards.

PERSONAL

BIRTHDAY

June 20, 2005

CAREER AMBITIONS

Broadcasting

CAREER BESTS

POINTS

10, at Ole Miss, 2/17/24

REBOUNDS

5, at Texas A&M, 1/23/24

ASSISTS

1, 2x (last vs. Texas A&M, 2/7/24)

BLOCKED SHOTS

3, vs. Texas A&M, 2/7/24

STEALS

2, 2x (last at Vanderbilt, 2/3/24)

MINUTES

28, at Ole Miss, 2/17/24

FIELD GOALS MADE

4, at Ole Miss, 2/17/24

3-POINT FIELD GOALS MADE

1, 4x (last at Texas A&M, 1/23/24)

FREE THROWS MADE

2, 4x (last at Ole Miss, 2/17/24)

MISCELLANEOUS

	SEASON	CAREER
Led MU in Points	0	0
Led MU in Rebounds	0	0
Led MU in Assists	0	0
20+ Points	0	0
10+ Points	1	1
10+ Rebounds	0	0
5+ Assists	0	0
Double-Doubles	0	0

2023-24 GAME-BY-GAME STATISTICS

[illegible]



1 KALEB BROWN

 @igb_kaleb

 @4low__

Junior | Guard | 6-7 | 245 | Huntsville, Ala. | Lee High School

CAREER STATISTICS

Season	GP-GS	Min/Avg	FG	FGA	FG%	3FG	3FGA	3P%	FTM	FTA	FT%	O	D	REB	AVG	PF	FO	AST	TO	BLK	STL	PTS	AVG
2021-22	27-0	261/9.7	9	29	31.0	04	14	28.6	2	9	22.2	5	35	40	1.5	18	0	30	24	5	9	24	0.9
2022-23	11-0	85/7.8	4	9	44.4	1	5	20.0	0	0	0.0	1	3	4	0.4	6	0	5	8	1	6	9	0.8
2023-24	2-0	13/6.3	1	3	33.3	0	2	0.0	0	0	0.0	0	2	2	1.0	3	0	2	3	0	1	2	1.0
TOTAL	40-0	359/9.0	14	41	34.1	5	21	23.8	2	9	22.2	6	40	46	1.2	27	0	37	35	6	16	35	0.9

2023-24 NOTES

- Out for the remainder of the season with a stress reaction in his left shin.
- Brother of former Mizzou standout and 2023 NBA first-round draft selection, Kobe Brown.

PERSONAL

BIRTHDAY

May 13, 2003

CAREER AMBITIONS

Neuroscience

SEASON & CAREER BESTS

POINTS

S: 2, vs. Memphis, 11/10/23

C: 7, at Vanderbilt, 2/8/22

REBOUNDS

S: 1, 2x (last vs. Memphis, 11/10/23)

C: 6, at Texas A&M, 2/5/22

ASSISTS

S: 2, vs. Arkansas-Pine Bluff, 11/6/23

C: 5, vs. LSU, 3/10/22

BLOCKED SHOTS

S: n/a

C: 1, 6x (last vs. HCU, 11/26/22)

STEALS

S: 1, vs. Arkansas-Pine Bluff, 11/6/23

C: 2, 4x (last at Ole Miss, 1/24/23)

MINUTES

S: 11, vs. Ark-Pine Bluff, 11/6/23

C: 28, at Texas A&M, 2/5/22

FIELD GOALS MADE

S: 1, vs. Memphis, 11/10/23

C: 2, 2x (last at Vanderbilt, 2/8/22)

3-POINT FIELD GOALS MADE

S: n/a

C: 2, at Vanderbilt, 2/8/22

FREE THROWS MADE

S: n/a


C: 1, 2x (last at Vanderbilt, 2/8/22)

MISCELLANEOUS

	SEASON	CAREER
Led MU in Points	0	0
Led MU in Rebounds	0	1
Led MU in Assists	0	4
20+ Points	0	0
10+ Points	0	0
10+ Rebounds	0	0
5+ Assists	0	1
Double-Doubles	0	0

2023-24 GAME-BY-GAME STATISTICS

Opponent	GS	Min	FG	FGA	3FG	3FGA	FT	FTA	OFF	DEF	REB	PF	AST	TO	STL	BLK	PTS
ARKANSAS-PINE BLUFF	11	0	1	0	1	0	0	0	0	1	1	2	2	2	1	0	0
MEMPHIS	2	1	2	0	1	0	0	0	1	1	1	1	0	1	0	0	2
SIU EDWARDSVILLE																	
at Minnesota																	
JACKSON STATE																	
SOUTH CAROLINA STATE																	
LOYOLA MARYLAND																	
at Pittsburgh																	
WICHITA STATE																	
at Kansas																	
vs. Seton Hall																	
vs. Illinois																	
CENTRAL ARKANSAS																	
GEORGIA																	
at Kentucky																	
SOUTH CAROLINA																	
at Alabama																	
FLORIDA																	
at Texas A&M																	
at South Carolina																	
ARKANSAS																	
at Vanderbilt																	
TEXAS A&M																	
MISSISSIPPI STATE																	
at Ole Miss																	
TENNESSEE																	
at Arkansas																	
at Florida																	
OLE MISS																	
AUBURN																	
at LSU																	



2 TAMAR BATES

@tbates_11

@tamarbates

Junior | Guard | 6-5 | 195 | Kansas City, Kan. | Indiana

CAREER STATISTICS

Season	GP-GS	Min/Avg	FG	FGA	FG%	3FG	3FGA	3P%	FTM	FTA	FT%	O	D	REB	AVG	PF	FO	AST	TO	BLK	STL	PTS	AVG
2021-22	32- 0	466/14.5	44	130	33.8	17	57	29.8	20	24	83.3	7	33	40	1.3	31	0	20	22	4	8	125	3.9
2022-23	35- 2	713/20.4	76	194	39.2	37	99	37.4	25	27	92.6	10	46	56	1.6	60	0	39	25	2	16	214	6.1
2023-24	26-19	688/26.5	128	255	50.2	28	70	40.0	72	78	92.3	21	48	69	2.7	51	0	33	44	5	20	356	13.7
TOTAL	93-21	1867/20.1	248	579	42.8	82	226	36.3	117	129	90.7	38	127	165	1.8	142	0	92	91	11	44	695	7.5

2023-24 NOTES

- Ranks seventh in the SEC in conference games only with 17.5 points per game – the second-best rate by a Mizzou player since joining the SEC. Also places seventh in field goal percentage (48.9) and first in free-throw percentage (92.0).
- Averaging 17.8 points during the last 16 contests – an increase of 11.4 points from the season's first 10 games.
- Aiming to be the first Tiger in school history to join the 50-40-90 club – shooting a career-high 50.2 percent from the field, 40.0 percent from 3-point range and 93.2 percent from the free-throw line. Is also one of only two players nationally shooting 50-40-90 this season.
- Currently owns the best free-throw percentage in school history at 92.3 – ranking sixth in the NCAA.
- Made 37-straight free throws from Jan. 6 to Feb. 7 – the second-longest streak in school history.
- Tallied a career-best 36 points versus Florida – the most by a Tiger in an SEC game and the most in any regulation contest since 2004 (Jan. 20).
- Scored 18 points in the season-opening win over Arkansas-Pine Bluff – the most by a Tiger in his MU debut since 2018 (Nov. 6).

2023-24 GAME-BY-GAME STATISTICS

Opponent	GS	Min	FG	FGA	3FG	3FGA	FT	FTA	OFF	DEF	REB	PF	AST	TO	STL	BLK	PTS
ARKANSAS-PINE BLUFF		24	7	9	3	3	1	1	1	1	2	2	2	0	0	0	18
MEMPHIS		14	1	3	0	2	4	4	0	0	0	2	0	1	2	0	6
SIU EDWARDSVILLE		19	2	5	1	2	0	0	0	0	0	2	1	1	0	0	5
at Minnesota		15	2	5	0	0	4	5	0	0	0	2	1	0	0	0	8
JACKSON STATE		18	3	6	1	2	0	0	0	2	2	1	2	0	0	1	7
SOUTH CAROLINA STATE		14	2	4	1	3	0	0	0	1	1	0	1	1	1	1	5
LOYOLA MARYLAND		8	1	3	0	1	0	0	0	0	0	3	1	0	0	0	2
at Pittsburgh	*	20	4	8	2	3	2	2	1	1	2	1	0	0	0	0	12
WICHITA STATE	*	14	1	4	0	2	2	2	0	1	1	3	0	1	3	0	4
at Kansas	*	25	1	5	1	3	1	2	1	3	4	3	1	1	0	0	4
vs. Seton Hall	*	28	7	12	4	4	4	4	2	0	2	4	1	3	0	0	22
vs. Illinois	*	30	3	7	0	1	4	4	1	2	3	1	0	1	2	0	10
CENTRAL ARKANSAS	*	24	9	10	3	3	4	4	3	1	4	1	3	2	0	0	25
GEORGIA	*	31	6	11	1	3	2	3	1	3	4	4	1	2	0	0	15
at Kentucky	*	29	6	12	2	6	4	4	2	1	3	3	3	4	0	1	18
SOUTH CAROLINA	*	31	5	9	0	1	2	2	2	0	2	4	1	0	1	0	12
at Alabama	*	27	7	8	1	1	4	4	0	1	1	1	1	2	2	0	19
FLORIDA	*	34	13	21	1	4	9	9	0	1	1	3	0	0	0	0	36
at Texas A&M	*	28	7	16	1	4	1	1	0	5	5	4	2	2	0	0	16
at South Carolina	*	34	8	14	0	0	0	0	2	5	7	2	1	1	0	1	16
ARKANSAS	*	39	9	18	1	3	10	10	2	1	3	1	3	6	5	0	29
at Vanderbilt	*	37	7	13	1	3	2	2	0	5	5	1	1	3	0	0	17
TEXAS A&M	*	38	7	15	2	5	4	4	1	2	3	0	3	3	0	0	20
MISSISSIPPI STATE	*	33	3	11	0	4	5	7	1	5	6	0	0	5	0	0	11
at Ole Miss	*	39	4	11	1	2	3	4	0	2	2	1	2	2	2	1	12
TENNESSEE	*	36	3	15	1	5	0	0	1	5	6	2	2	3	2	0	7
at Arkansas																	
at Florida																	
OLE MISS																	
AUBURN																	
at LSU																	

PERSONAL

BIRTHDAY

February 21, 2003

CAREER AMBITIONS

Coaching or broadcasting

SEASON & CAREER BESTS

POINTS

S: 36, vs. Florida, 1/20/24

C: 36, vs. Florida, 1/20/24

REBOUNDS

S: 7, at South Carolina, 1/27/24

C: 7, at South Carolina, 1/27/24

ASSISTS

S: 3, 3x (last vs. Texas A&M, 2/7/24)

C: 4, at Iowa, 1/5/23

BLOCKED SHOTS

S: 1, 5x (last at Ole Miss, 2/17/24)

C: 1, 11x (last at Ole Miss, 2/17/24)

STEALS

S: 5, vs. Arkansas, 1/31/24

C: 5, vs. Arkansas, 1/31/24

MINUTES

S: 39, 2x (last at Ole Miss, 2/17/24)

C: 39, 2x (last at Ole Miss, 2/17/24)

FIELD GOALS MADE

S: 13, vs. Florida, 1/20/24

C: 13, vs. Florida, 1/20/24

3-POINT FIELD GOALS MADE

S: 4, vs. Seton Hall, 12/17/23

C: 5, 2x (last vs. Michigan St, 1/22/23)

FREE THROWS MADE

S: 10, vs. Arkansas, 1/31/24

C: 10, vs. Arkansas, 1/31/24

MISCELLANEOUS

	SEASON	CAREER
Led MU in Points	6	6
Led MU in Rebounds	1	1
Led MU in Assists	1	1
30+ Points	1	1
20+ Points	5	6
10+ Points	17	28
10+ Rebounds	0	0
5+ Assists	0	0
Double-Doubles	0	0



4 CURT LEWIS



Junior | Guard | 6-5 | 215 | Louisville, Ky. | John A. Logan

CAREER STATISTICS

Season	GP-GS	Min/Avg	FG	FGA	FG%	3FG	3FGA	3P%	FTM	FTA	FT%	O	D	REB	AVG	PF	FO	AST	TO	BLK	STL	PTS	AVG
2020-21	27-25	684/25.3	111	213	52.1	25	72	24.7	52	75	69.3	44	93	137	5.1	61	1	45	47	3	37	299	11.1
2021-22	29-18	721/24.9	100	261	38.3	51	149	34.2	30	55	54.5	37	115	152	5.2	55	1	42	50	4	36	281	9.7
2023-24	22- 2	214/9.7	17	57	29.8	7	30	23.3	6	11	54.5	8	25	33	1.5	15	0	14	9	2	9	47	2.1
TOTAL	78-45	1619/20.8	228	531	42.9	83	251	33.1	88	141	62.4	89	233	322	4.1	131	2	101	106	9	82	627	8.0

2023-24 NOTES

- Collected a season-best six rebounds at Texas A&M (Jan. 23).
- Scored four points and was a +16 in seven minutes of action as Mizzou rallied from 20 points down to defeat Minnesota (Nov. 16).
- One of six transfers on the 2023-24 roster, having played his first two collegiate seasons at Eastern Kentucky (2020-22) before leading John A. Logan Community College to its first NJCAA National Championship in 2022-23.
- Named 2022-23 NJCAA Division I Men's Basketball Player of the Year – the second-straight Tiger to earn the accolade (Sean East II collected the honor in 2021-22).
- Ranked fifth nationally in NJCAA Division I last year with a 3-point clip of 48.3.

PERSONAL

BIRTHDAY

May 19, 1999

CAREER AMBITIONS

High school coaching

SEASON & CAREER BESTS

POINTS

S: 8, vs. Illinois, 12/22

C: 21, vs. Liberty, 2/5/22

REBOUNDS

S: 6, at Texas A&M, 1/23/24

C: 13, vs. Northern Ky., 12/18/21

ASSISTS

S: 3, at Vanderbilt, 2/3/24

C: 4, 4x (last vs. North Fla., 1/22/22)

BLOCKED SHOTS

S: 2, vs. Mississippi State, 2/10/24

C: 3, at Lipscomb, 2/12/22

STEALS

S: 2, vs. South Carolina St, 11/22/23

C: 5, vs. UT Martin, 1/21/21

MINUTES

S: 27, vs. Texas A&M, 2/7/24

C: 39, vs. Kennesaw State, 2/3/22

FIELD GOALS MADE

S: 3, 2x (last vs. Central Ark., 12/30/23)

C: 8, vs. Liberty, 2/5/22

3-POINT FIELD GOALS MADE

S: 1, 7x (last vs. Texas A&M, 2/7/24)

C: 4, 2x (last vs. Liberty, 2/5/22)

FREE THROWS MADE

S: 2, 2x (last vs. Mississippi St, 2/10/24)

C: 5, 3x (last vs. Tenn. State, 2/27/21)

MISCELLANEOUS

	SEASON	CAREER
Led MU in Points	0	0
Led MU in Rebounds	1	1
Led MU in Assists	0	0
20+ Points	0	3
10+ Points	0	33
10+ Rebounds	0	5
5+ Assists	0	0
Double-Doubles	0	4

2023-24 GAME-BY-GAME STATISTICS

Opponent	GS	Min	FG	FGA	3FG	3FGA	FT	FTA	OFF	DEF	REB	PF	AST	TO	STL	BLK	PTS
ARKANSAS-PINE BLUFF	2	0	1	0	0	0	0	0	0	0	0	0	0	0	0	0	0
MEMPHIS	Did Not Play																
SIU EDWARDSVILLE	8	0	3	0	2	0	0	0	0	0	0	2	1	0	1	0	0
at Minnesota	7	2	3	0	1	0	0	0	1	1	1	0	0	0	1	0	4
JACKSON STATE	9	1	4	1	3	0	0	1	1	2	1	0	0	2	0	0	3
SOUTH CAROLINA STATE	17	1	6	1	4	0	0	1	0	1	0	0	2	1	2	0	3
LOYOLA MARYLAND	9	1	2	1	2	0	0	0	2	2	0	0	0	0	0	0	3
at Pittsburgh	4	0	0	0	0	0	0	0	1	1	0	1	0	0	0	0	0
WICHITA STATE	1	0	0	0	0	0	0	1	0	1	0	0	0	0	0	0	0
at Kansas	9	0	0	0	0	0	0	0	0	0	0	0	2	0	0	0	0
vs. Seton Hall	3	0	0	0	0	0	0	0	0	0	0	0	0	0	0	0	0
vs. Illinois	15	3	6	1	2	1	2	0	2	2	1	0	0	1	0	8	
CENTRAL ARKANSAS	10	3	4	0	1	0	0	1	2	3	0	1	0	0	0	6	
GEORGIA	2	0	1	0	1	0	0	0	0	0	0	0	0	0	0	0	0
at Kentucky	6	0	4	0	3	0	0	0	2	2	2	0	0	0	0	0	0
SOUTH CAROLINA	Did Not Play																
at Alabama	2	0	0	0	0	0	0	0	0	0	0	0	0	1	0	0	0
FLORIDA	5	0	1	0	0	0	0	0	1	1	0	0	0	0	0	0	0
at Texas A&M	12	1	3	1	3	0	2	2	4	6	1	1	0	1	0	3	
at South Carolina	15	0	1	0	1	0	0	0	2	2	0	0	0	1	0	0	0
ARKANSAS	14	2	6	1	2	1	2	1	0	1	3	0	1	0	0	6	
at Vanderbilt	12	0	5	0	3	2	2	1	3	4	2	3	1	0	0	2	
TEXAS A&M	*	27	2	4	1	1	0	1	0	0	1	2	1	1	0	5	
MISSISSIPPI STATE	*	24	1	3	0	0	2	2	0	4	4	2	1	2	1	2	4
at Ole Miss	Did Not Play																
TENNESSEE	Did Not Play																
at Arkansas																	
at Florida																	
OLE MISS																	
AUBURN																	
at LSU																	



5 JOHN TONJE

@johnntonje1

@johnntonje

Graduate | Guard | 6-6 | 215 | North Omaha, Neb. | Colorado State

CAREER STATISTICS

Season	GP-GS	Min/Avg	FG	FGA	FG%	3FG	3FGA	3P%	FTM	FTA	FT%	O	D	REB	AVG	PF	FO	AST	TO	BLK	STL	PTS	AVG
2019-20	31- 0	263/8.5	35	76	46.1	20	46	43.5	21	31	67.7	5	27	32	1.0	28	0	10	15	0	5	111	3.6
2020-21	28- 1	564/20.1	56	144	38.9	25	80	31.3	48	56	85.7	19	63	82	2.9	43	0	23	32	5	12	185	6.6
2021-22	30-12	759/25.3	89	189	46.1	32	88	36.4	64	78	82.1	18	73	91	3.0	50	0	26	31	6	12	274	9.1
2022-23	33-33	1032/31.3	157	332	47.3	61	157	38.9	106	130	81.5	22	132	154	4.7	55	0	43	61	11	25	481	14.6
2023-24	8- 4	78/9.7	6	12	50.0	2	6	33.3	7	7	100.0	1	6	7	0.9	7	0	3	6	1	2	21	2.6
TOTAL	130-50	2695/20.7	343	757	45.3	140	377	37.1	246	302	81.5	65	301	366	2.8	183	0	105	145	23	56	1072	8.2

2023-24 NOTES

- Announced on Jan. 16 that he is out for the remainder of the season with a foot injury.
- Played for the Cameroon National Team in August 2023 during the FIBA Olympic Pre-Qualifying Tournament in Nigeria, helping the team to a 4-0 record and advance to the final rounds of the qualifying tournament for Paris 2024.

PERSONAL

BIRTHDAY

August 23, 2001

CAREER AMBITIONS

Investments

SEASON & CAREER BESTS

POINTS

S: 5, 2x (last vs. Jackson St, 11/19/23)

C: 31, vs. Oral Roberts, 11/9/21

REBOUNDS

S: 3, vs. SIUE, 11/13/23

C: 13, vs. Penn State, 11/20/22

ASSISTS

S: 1, 2x (last vs. Seton Hall, 12/17/23)

C: 4, 3x (last vs. Utah State, 2/4/23)

BLOCKED SHOTS

S: 1, vs. SIUE, 11/13/23

C: 2, 2x (last vs San Diego St, 1/18/23)

STEALS

S: 1, 2x (last vs. S Carolina, 1/13/23)

C: 3, vs. Weber State, 11/14/22

MINUTES

S: 18, vs. SIUE, 11/13/23

C: 36, 5x (last at Fresno St., 2/18/23)

FIELD GOALS MADE

S: 2, at Minnesota, 11/16/23

C: 10, vs. Oral Roberts, 11/9/21

3-POINT FIELD GOALS MADE

S: 1 2x (last vs. Jackson St, 11/19/23)

C: 5, vs. Peru State, 12/11/22

FREE THROWS MADE

S: 2, 3x (last at Kentucky, 1/9/23)

C: 8, 2x (last vs. Wyoming, 2/24/23)

MISCELLANEOUS

	SEASON	CAREER
Led MU in Points	0	0
Led MU in Rebounds	0	0
Led MU in Assists	0	0
20+ Points	0	9
10+ Points	0	49
10+ Rebounds	0	1
5+ Assists	0	0
Double-Doubles	0	1

2023-24 GAME-BY-GAME STATISTICS

Opponent	GS	Min	FG	FGA	3FG	3FGA	FT	FTA	OFF	DEF	REB	PF	AST	TO	STL	BLK	PTS
ARKANSAS-PINE BLUFF																	
MEMPHIS		2	1	1	0	0	0	0	0	1	1	0	0	1	0	0	2
SIU EDWARDSVILLE	*	18	1	5	1	4	2	2	0	3	3	2	1	0	0	1	5
at Minnesota	*	11	2	2	0	0	0	0	0	0	0	1	0	1	0	0	4
JACKSON STATE	*	7	1	1	1	1	2	2	0	0	0	1	0	1	1	0	5
SOUTH CAROLINA STATE	*	7	0	1	0	1	0	0	0	0	0	0	0	1	0	0	0
LOYOLA MARYLAND																	
at Pittsburgh																	
WICHITA STATE																	
at Kansas																	
vs. Seton Hall		8	1	1	0	0	1	1	0	0	0	1	1	1	0	0	3
vs. Illinois																	
CENTRAL ARKANSAS																	
GEORGIA																	
at Kentucky		12	0	0	0	0	2	2	0	2	2	2	0	1	0	0	2
SOUTH CAROLINA		12	0	1	0	0	0	0	1	0	1	0	1	0	1	0	0
at Alabama																	
FLORIDA																	
at Texas A&M																	
at South Carolina																	
ARKANSAS																	
at Vanderbilt																	
TEXAS A&M																	
MISSISSIPPI STATE																	
at Ole Miss																	
TENNESSEE																	
at Arkansas																	
at Florida																	
OLE MISS																	
AUBURN																	
at LSU																	



10 NICK HONOR

@NickHonor3

@nickhonor3

Graduate | Guard | 5-10 | 200 | Orlando, Fla. | Clemson

CAREER STATISTICS

Season	GP-GS	Min/Avg	FG	FGA	FG%	3FG	3FGA	3P%	FTM	FTA	FT%	O	D	REB	AVG	PF	FO	AST	TO	BLK	STL	PTS	AVG
2018-19	32-32	1154/36.1	174	467	37.3	70	211	33.2	71	87	81.6	18	58	76	2.4	60	0	95	54	0	28	489	15.3
2020-21	24-10	560/23.3	69	176	39.2	40	109	36.7	17	23	73.9	8	22	30	1.3	34	0	53	24	1	32	195	8.1
2021-22	33-25	839/25.4	90	228	39.5	37	114	32.5	38	42	90.5	9	36	45	1.4	43	1	79	31	2	28	255	7.7
2022-23	35-35	1045/29.9	87	216	40.3	55	138	39.9	49	56	87.5	13	43	56	1.6	61	0	103	33	0	54	278	7.9
2023-24	26-26	813/31.3	91	241	37.8	60	152	39.5	37	44	84.1	9	24	33	1.3	54	0	46	39	3	22	279	10.7
TOTAL	150-128	4412/29.4	511	1328	38.5	262	724	36.2	212	252	84.1	57	183	240	1.6	252	1	376	181	6	164	1496	10.0

PERSONAL

BIRTHDAY

October 3, 1999

CAREER AMBITIONS

Coaching

SEASON & CAREER BESTS

POINTS

S: 19, vs. Texas A&M, 2/7/24

C: 30, vs. Rutgers, 12/8/18

REBOUNDS

S: 4, vs. Arkansas-Pine Bluff, 11/6/23

C: 6, vs. George Washington, 3/6/19

ASSISTS

S: 5, 2x (last vs. Central Ark., 12/30/23)

C: 7, 3x (last vs. Kentucky, 12/28/22)

BLOCKED SHOTS

S: 1, 3x (last vs. Texas A&M, 2/7/24)

C: 1, 5x (last vs. Loyola, 11/25/23)

STEALS

S: 3, vs. South Carolina, 1/13/23

C: 5, vs. Wofford, 11/12/21

MINUTES

S: 39, vs. Texas A&M, 2/7/24

C: 45, at Rhode Island, 2/16/19

FIELD GOALS MADE

S: 8, vs. Texas A&M, 2/7/24

C: 10, vs. Rutgers, 12/8/18

3-POINT FIELD GOALS MADE

S: 4, 5x (last at Alabama, 1/16/24)

C: 6, at St. Bonaventure, 1/12/19

FREE THROWS MADE

S: 4, 4x (last vs. Mississippi St, 2/10/24)

C: 7, 2x (last vs. S Indiana, 11/7/22)

MISCELLANEOUS

	SEASON	CAREER
Led MU in Points	3	5
Led MU in Rebounds	0	0
Led MU in Assists	3	14
30+ Points	0	1
20+ Points	0	6
10+ Points	14	75
10+ Rebounds	0	0
5+ Assists	2	21
Double-Doubles	0	0

CAREER HONORS

- 2022 Orange Bowl Basketball Classic MVP
- 2019 Atlantic 10 All-Rookie Team

2023-24 NOTES

- Team captain for the second-straight season.
- Leads Mizzou in 2023-24 with 60 made 3-pointers, while ranking fourth with 10.7 points per game.
- Ranks seventh in the SEC and 116th nationally with 2.31 makes per game.
- Ranks 46th among active players nationally with 262 career made 3-pointers.
- Has sunk multiple triple in the last 10 games – the second-longest run by a Tiger in SEC play – making 26-of-64 during the stretch (40.6%).
- The top returning 3-point shooter in the SEC, having connected on 39.9 percent of his attempts last season.

2023-24 GAME-BY-GAME STATISTICS

Opponent	GS	Min	FG	FGA	3FG	3FGA	FT	FTA	OFF	DEF	REB	PF	AST	TO	STL	BLK	PTS
ARKANSAS-PINE BLUFF	*	32	6	14	4	10	2	2	2	2	4	2	5	3	1	0	18
MEMPHIS	*	31	3	6	2	3	0	0	0	2	2	1	1	1	1	0	8
SIU EDWARDSVILLE	*	22	2	5	1	2	0	0	0	1	1	0	1	1	0	0	5
at Minnesota	*	30	6	12	4	6	0	0	0	1	1	1	1	3	0	0	16
JACKSON STATE	*	30	6	12	3	9	2	3	1	1	2	1	2	2	1	1	17
SOUTH CAROLINA STATE	*	28	5	11	4	7	0	0	1	0	1	0	3	1	2	0	14
LOYOLA MARYLAND	*	30	4	8	3	5	2	2	0	1	1	1	1	0	1	1	13
at Pittsburgh	*	23	0	6	0	3	0	1	1	0	1	4	4	1	0	0	0
WICHITA STATE	*	30	5	12	3	8	2	2	0	0	0	1	1	1	1	0	15
at Kansas	*	35	5	14	4	8	3	4	0	1	1	3	2	3	2	0	17
vs. Seton Hall	*	36	4	9	2	6	4	4	0	1	1	1	2	1	0	0	14
vs. Illinois	*	27	2	8	0	2	0	0	0	1	1	4	0	2	0	0	4
CENTRAL ARKANSAS	*	29	2	8	1	4	1	2	2	1	3	3	5	0	0	0	6
GEORGIA	*	37	1	7	1	5	2	2	0	2	2	3	2	1	2	0	5
at Kentucky	*	34	2	10	2	8	2	2	0	0	0	3	2	2	1	0	8
SOUTH CAROLINA	*	38	2	7	0	2	1	2	0	1	1	0	2	1	3	0	5
at Alabama	*	32	5	11	4	9	4	6	0	0	0	3	1	0	1	0	18
FLORIDA	*	31	2	5	2	3	4	4	0	2	2	1	2	0	0	0	10
at Texas A&M	*	29	2	9	2	8	2	2	0	0	0	4	1	1	0	0	8
at South Carolina	*	35	3	6	2	3	0	0	0	1	1	2	0	2	1	0	8
ARKANSAS	*	29	2	4	2	2	0	0	1	0	1	3	1	1	0	0	6
at Vanderbilt	*	30	3	9	3	9	2	2	0	2	2	2	3	0	1	0	11
TEXAS A&M	*	39	8	16	3	8	0	0	0	1	1	2	2	4	1	1	19
MISSISSIPPI STATE	*	37	4	11	3	7	4	4	1	1	2	3	1	5	1	0	15
at Ole Miss	*	27	3	10	3	6	0	0	0	1	1	2	0	1	0	0	9
TENNESSEE	*	33	4	11	2	9	0	0	0	0	0	4	1	2	2	0	10
at Arkansas																	
at Florida																	
OLE MISS																	
AUBURN																	
at LSU																	



11 TRENT PIERCE



@trentpierce22



@trentpierce22

Freshman | Forward | 6-10 | 210 | Tulsa, Okla. | AZ Compass Prep

CAREER STATISTICS

Season	GP-GS	Min/Avg	FG	FGA	FG%	3FG	3FGA	3P%	FTM	FTA	FT%	O	D	REB	AVG	PF	FO	AST	TO	BLK	STL	PTS	AVG
2023-24	16-2	104/6.5	13	35	37.1	4	22	18.2	1	6	16.7	2	18	20	1.3	17	0	1	7	4	6	31	1.9

2023-24 NOTES

- Missed Mizzou's last seven games with an illness.
- Tallied a season-best 12 points in his first collegiate start against No. 13 Illinois (Dec. 22).
- Scored his first five collegiate points during Missouri's 31-9 run to finish the game at Minnesota and rally from 20 points down (Nov. 16).
- One of five freshman on the roster that ranked as high as the No. 23 Class in the nation by Rivals.
- Named the nation's No. 60 recruit by ESPN – Mizzou's highest-ranked player since 2017.

PERSONAL

BIRTHDAY

October 22, 2004

CAREER AMBITIONS

Engineering

CAREER BESTS

POINTS

12, vs. Illinois, 12/22

REBOUNDS

4, vs. Illinois, 12/22

ASSISTS

1, at Minnesota, 11/16/23

BLOCKED SHOTS

1, 4x (last vs. Illinois, 12/22)

STEALS

2, 2x (last vs. Central Ark., 12/30/23)

MINUTES

20, vs. Illinois, 12/22

FIELD GOALS MADE

5, vs. Illinois, 12/22

3-POINT FIELD GOALS MADE

2, vs. Seton Hall, 12/17/23

FREE THROWS MADE

1, vs. Illinois, 12/22

MISCELLANEOUS

	SEASON	CAREER
Led MU in Points	0	0
Led MU in Rebounds	0	0
Led MU in Assists	0	0
20+ Points	0	0
10+ Points	1	1
10+ Rebounds	0	0
5+ Assists	0	0
Double-Doubles	0	0

2023-24 GAME-BY-GAME STATISTICS

Opponent	GS	Min	FG	FGA	3FG	3FGA	FT	FTA	OFF	DEF	REB	PF	AST	TO	STL	BLK	PTS
ARKANSAS-PINE BLUFF	7	0	1	0	1	0	0	0	0	0	0	0	0	0	0	1	0
MEMPHIS	5	0	3	0	3	0	0	0	1	1	1	1	0	1	0	1	0
SIU EDWARDSVILLE	2	0	0	0	0	0	0	0	0	0	0	0	0	2	0	0	0
at Minnesota	9	2	4	1	2	0	1	1	1	2	0	1	0	0	0	0	5
JACKSON STATE	0+	0	0	0	0	0	0	0	0	0	0	0	0	0	0	0	0
SOUTH CAROLINA STATE	Did Not Play																
LOYOLA MARYLAND	5	0	1	0	1	0	0	0	1	1	2	0	0	0	1	0	0
at Pittsburgh	4	0	1	0	1	0	2	0	0	0	0	0	0	0	0	0	0
WICHITA STATE	6	0	1	0	1	0	0	0	1	1	0	0	0	0	0	0	0
at Kansas	11	0	2	0	2	0	0	0	2	2	1	0	2	0	0	0	0
vs. Seton Hall	6	3	3	2	2	0	0	0	1	1	4	0	0	0	1	1	8
vs. Illinois	*	20	5	9	1	4	1	2	1	3	4	2	0	0	2	1	12
CENTRAL ARKANSAS	*	10	2	5	0	2	0	1	0	2	2	0	0	2	2	0	4
GEORGIA	2	0	1	0	1	0	0	0	0	1	1	2	0	0	0	0	0
at Kentucky	Did Not Play																
SOUTH CAROLINA	Did Not Play																
at Alabama	7	0	1	0	1	0	0	0	2	2	3	0	0	0	0	0	0
FLORIDA	9	1	3	0	1	0	0	0	3	3	2	0	0	0	0	0	2
at Texas A&M	1	0	0	0	0	0	0	0	0	0	0	0	0	0	0	0	0
at South Carolina	Did Not Play																
ARKANSAS	Did Not Play																
at Vanderbilt	Did Not Play																
TEXAS A&M	Did Not Play																
MISSISSIPPI STATE	Did Not Play																
at Ole Miss	Did Not Play																
TENNESSEE	Did Not Play																
at Arkansas																	
at Florida																	
OLE MISS																	
AUBURN																	
at LSU																	



13 JESUS CARRALERO MARTIN

@jmcarralero

@jesuscarralero_12

Senior | Forward | 6-7 | 225 | Málaga, Spain | Campbell

CAREER STATISTICS

Season	GP-GS	Min/Avg	FG	FGA	FG%	3FG	3FGA	3P%	FTM	FTA	FT%	O	D	REB	AVG	PF	FO	AST	TO	BLK	STL	PTS	AVG
2019-20	26- 1	370/14.2	51	112	45.5	11	41	26.8	20	33	60.6	16	44	60	2.3	48	1	42	44	16	8	133	5.1
2020-21	18- 5	336/18.7	52	104	50.0	3	20	15.0	18	29	62.1	11	43	54	3.0	46	3	49	36	4	17	125	6.9
2021-22	29-27	749/25.8	106	228	46.5	11	44	25.0	48	74	64.9	39	125	164	5.7	80	3	114	77	26	36	271	9.3
2022-23	5- 5	135/27.1	21	42	50.0	6	11	54.5	5	13	38.5	7	19	26	5.2	8	0	13	16	2	7	53	10.6
2023-24	20- 4	255/12.8	18	56	32.1	5	16	31.3	7	10	70.0	16	27	43	2.2	34	2	33	20	10	18	48	2.4
TOTAL	98-42	1846/18.8	248	542	45.8	36	132	27.3	98	159	61.6	89	258	347	3.5	216	9	251	193	58	86	630	6.4

2023-24 NOTES

- Missed three games with a foot contusion from Jan. 31 to Feb. 7.
- Scored a season-best 10 points at Alabama (Jan. 16).
- Tallied a career-best four steals versus South Carolina to go with a complete box score of six points, five rebounds and four assists (Jan. 13).
- Tallied five assists in just 10 minutes in his Mizzou debut versus Arkansas-Pine Bluff (Nov. 6).
- One of six transfers on the 2023-24 roster, having played his first four seasons at Campbell.
- Missed all but five games last season with an injury.
- Only player in the Big South during the 2021-22 campaign to rank in the top 10 in rebounding (ninth), assists (fourth), steals (10th) and blocks (eighth), while also placing seventh in assist-to-turnover ratio.

2023-24 GAME-BY-GAME STATISTICS

Opponent	GS	Min	FG	FGA	3FG	3FGA	FT	FTA	OFF	DEF	REB	PF	AST	TO	STL	BLK	PTS
ARKANSAS-PINE BLUFF	*	10	0	1	0	0	0	0	0	1	1	3	5	1	1	1	0
MEMPHIS	*	14	0	5	0	1	0	0	3	1	4	3	3	2	2	1	0
SIU EDWARDSVILLE																	
at Minnesota		3	0	2	0	1	0	0	0	0	0	0	0	0	0	0	0
JACKSON STATE		18	1	2	1	1	0	0	3	4	7	3	6	0	0	0	3
SOUTH CAROLINA STATE		4	0	0	0	0	0	0	0	0	0	0	1	0	0	0	0
LOYOLA MARYLAND		6	1	3	0	1	0	0	0	0	0	0	0	1	1	0	2
at Pittsburgh																	
WICHITA STATE																	
at Kansas		3	0	0	0	0	0	0	0	0	0	0	0	0	0	1	0
vs. Seton Hall		17	3	7	0	1	2	2	2	1	3	2	0	0	1	0	8
vs. Illinois		10	1	2	1	1	0	0	1	1	2	2	0	0	0	0	3
CENTRAL ARKANSAS		11	0	1	0	0	0	0	0	1	1	2	3	1	1	0	0
GEORGIA		12	1	1	1	1	0	0	0	2	2	0	0	1	0	3	3
at Kentucky		19	2	4	0	0	0	0	0	2	2	4	4	1	0	1	4
SOUTH CAROLINA		25	2	6	0	2	2	2	2	3	5	5	4	0	4	0	6
at Alabama		18	4	7	2	2	0	0	1	2	3	5	0	2	1	0	10
FLORIDA		17	0	4	0	2	0	0	1	1	2	1	2	0	3	1	0
at Texas A&M	*	29	0	2	0	2	0	0	2	3	5	1	3	5	0	0	0
at South Carolina	*	9	1	4	0	1	0	0	0	1	1	0	0	1	1	0	2
ARKANSAS																	
at Vanderbilt																	
TEXAS A&M																	
MISSISSIPPI STATE		12	1	3	0	0	2	4	0	2	2	2	1	3	1	1	4
at Ole Miss		5	0	0	0	0	0	0	0	1	1	1	0	0	1	0	0
TENNESSEE		13	1	2	0	0	1	2	1	1	2	0	1	2	1	1	3
at Arkansas																	
at Florida																	
OLE MISS																	
AUBURN																	
at LSU																	

PERSONAL

BIRTHDAY

July 24, 2000

CAREER AMBITIONS

Computer science consulting

SEASON & CAREER BESTS

POINTS

S: 10, at Alabama, 1/16/24

C: 19, 2x (last at VCU, 12/4/21)

REBOUNDS

S: 7, vs. Jackson State, 11/19/23

C: 13, vs. Presbyterian, 3/2/22

ASSISTS

S: 6, vs. Jackson State, 11/19/23

C: 8, 2x (last vs. Presbyterian, 3/2/22)

BLOCKED SHOTS

S: 3, vs. Georgia, 1/6/23

C: 3, 5x (last vs. Georgia, 1/6/23)

STEALS

S: 4, vs. South Carolina, 1/13/23

C: 4, vs. South Carolina, 1/13/23

MINUTES

S: 25, vs. South Carolina, 1/13/23

C: 36, 2x (last vs. Presbyterian, 3/2/22)

FIELD GOALS MADE

S: 4, at Alabama, 1/16/24

C: 8, at VCU, 12/4/21

3-POINT FIELD GOALS MADE

S: 2, at Alabama, 1/16/24

C: 2, 4x (last at Alabama, 1/16/24)

FREE THROWS MADE

S: 2, 3x (last vs. Mississippi St, 2/10/24)

C: 8, vs. Presbyterian, 3/22/22

MISCELLANEOUS

	SEASON	CAREER
Led MU in Points	0	0
Led MU in Rebounds	1	1
Led MU in Assists	5	5
20+ Points	0	0
10+ Points	1	27
10+ Rebounds	0	2
5+ Assists	2	20
Double-Doubles	0	2



PERSONAL

BIRTHDAY

January 5, 2005

CAREER AMBITIONS

Entrepreneur

CAREER BESTS

POINTS

10, 3x (last vs. Arkansas, 1/31/24)

REBOUNDS

6, vs. Illinois, 12/22

ASSISTS

5, vs. SIUE, 11/13/23

BLOCKED SHOTS

2, vs. SIUE, 11/13/23

STEALS

5, vs. Loyola, 11/25/23

MINUTES

25, vs. Central Arkansas, 12/30/23

FIELD GOALS MADE

4, vs. South Carolina St, 11/22/23

3-POINT FIELD GOALS MADE

2, vs. Arkansas, 1/31/24

FREE THROWS MADE

5, 2x (last vs. SIUE, 11/13/23)

MISCELLANEOUS

	SEASON	CAREER
Led MU in Points	0	0
Led MU in Rebounds	1	1
Led MU in Assists	2	2
20+ Points	0	0
10+ Points	3	3
10+ Rebounds	0	0
5+ Assists	1	1
Double-Doubles	0	0

14 ANTHONY ROBINSON II

@anklebully_ant

@anklebully_ant

Freshman | Guard | 6-2 | 175 | Tallahassee, Fla. | Florida State University High School

CAREER STATISTICS

Season	GP-GS	Min/Avg	FG	FGA	FG%	3FG	3FGA	3P%	FTM	FTA	FT%	O	D	REB	AVG	PF	FO	AST	TO	BLK	STL	PTS	AVG
2023-24	24-0	327/13.6	28	84	33.3	8	38	21.1	27	37	73.0	17	30	47	2.0	46	0	24	12	7	32	91	3.8

2023-24 NOTES

- Leads Mizzou with 32 steals.
- Tallied a career-best five steals versus Loyola Maryland (Nov. 25).
- Recorded a game-high five assists in the win against SIU Edwardsville (Nov. 13).
- Scored in double figures in two-straight games against South Carolina State (Nov. 22) and Loyola Maryland (Nov. 25) – the first Tigers freshman with two-straight 10-plus point games since Kobe Brown in 2019-20.
- One of five freshman on the roster that ranked as high as the No. 23 Class in the nation by Rivals.
- Finished as the all-time winningest player in Florida high school history for boys basketball.

2023-24 GAME-BY-GAME STATISTICS

Opponent	GS	Min	FG	FGA	3FG	3FGA	FT	FTA	OFF	DEF	REB	PF	AST	TO	STL	BLK	PTS
ARKANSAS-PINE BLUFF	14	1	3	0	1	0	0	0	0	0	0	2	2	1	0	1	2
MEMPHIS	10	0	2	0	2	5	5	0	3	3	1	0	0	0	0	0	5
SIU EDWARDSVILLE	19	0	3	0	2	5	6	2	1	3	3	5	0	0	0	2	5
at Minnesota	11	2	3	1	2	0	0	0	0	0	0	2	0	1	0	0	5
JACKSON STATE	21	2	3	0	0	1	2	1	2	3	4	4	4	4	0	0	5
SOUTH CAROLINA STATE	17	4	4	1	1	1	2	1	2	3	3	2	0	2	1	10	
LOYOLA MARYLAND	22	3	6	1	2	3	4	1	4	5	2	1	1	5	0	10	
at Pittsburgh	13	2	5	0	2	1	1	1	1	2	1	1	0	3	0	5	
WICHITA STATE	14	2	5	0	2	0	0	0	2	2	2	0	1	2	0	4	
at Kansas	8	1	3	0	0	0	0	0	0	0	0	2	0	0	2	0	2
vs. Seton Hall	7	1	3	1	2	0	0	0	1	1	2	1	0	0	0	0	3
vs. Illinois	16	1	5	0	0	3	4	2	4	6	2	2	0	1	0	5	
CENTRAL ARKANSAS	25	1	7	0	3	1	2	2	3	5	3	2	1	3	1	3	
GEORGIA	2	0	0	0	0	0	0	0	0	1	1	1	0	0	1	0	0
at Kentucky	Did Not Play																
SOUTH CAROLINA	10	1	2	1	2	0	2	1	0	1	1	0	1	0	0	0	3
at Alabama	17	2	4	0	1	1	2	2	0	2	2	0	1	1	0	5	
FLORIDA	13	0	1	0	1	0	0	0	0	0	2	0	1	1	0	0	
at Texas A&M	11	0	4	0	3	0	0	0	0	0	1	0	0	1	1	0	0
at South Carolina	Did Not Play																
ARKANSAS	19	3	7	2	5	2	2	0	0	0	3	1	0	3	0	10	
at Vanderbilt	11	0	3	0	1	0	0	0	2	2	1	0	0	0	0	0	
TEXAS A&M	10	0	3	0	2	2	2	0	0	0	1	0	0	1	0	2	
MISSISSIPPI STATE	12	0	1	0	0	0	0	0	1	1	3	0	1	0	0	0	
at Ole Miss	17	1	4	0	1	2	3	2	2	4	3	1	0	1	1	4	
TENNESSEE	6	1	3	1	3	0	0	2	1	3	1	0	0	0	0	0	3
at Arkansas																	
at Florida																	
OLE MISS																	
AUBURN																	
at LSU																	



23 AIDAN SHAW

@TheAidanShaw

@aidanxshaw

Sophomore | Forward | 6-8 | 205 | Overland Park, Kan. | Blue Valley High School

CAREER STATISTICS

Season	GP-GS	Min/Avg	FG	FGA	FG%	3FG	3FGA	3P%	FTM	FTA	FT%	O	D	REB	AVG	PF	FO	AST	TO	BLK	STL	PTS	AVG
2022-23	32-2	338/10.6	36	64	56.3	6	21	28.6	7	12	58.3	20	35	55	1.7	45	0	4	9	10	8	85	2.7
2023-24	26-7	407/15.7	39	55	70.9	0	2	0.0	8	20	40.0	30	66	96	3.7	54	3	11	19	32	12	86	3.3
TOTAL	58-9	745/12.8	75	119	63.0	6	23	26.1	15	32	46.9	50	101	151	2.6	99	3	15	28	42	20	171	2.9

2023-24 NOTES

- Tallied back-to-back games versus Central Arkansas (Dec. 30) and Georgia (Jan. 6) with 10-plus points after not doing so in his first 44 career games.
- Recorded a career-best 14 points versus the Bulldogs, making 7-of-8 field goals (Jan. 6).
- Ranks 48th nationally with 1.23 blocks per game, leading the country's 23rd-ranked shot-blocking team.
- First player with two five-rejection games in the same season since 2017-18, doing so against Arkansas-Pine Bluff (Nov. 6) and South Carolina State (Nov. 22).
- Also added a career-best nine rebounds in the win over Arkansas-Pine Bluff (Nov. 6).

PERSONAL

BIRTHDAY

September 17, 2003

CAREER AMBITIONS

Architecture business

CAREER BESTS

POINTS

S: 14, vs. Georgia, 1/6/23

C: 14, vs. Georgia, 1/6/23

REBOUNDS

S: 9, vs. Arkansas-Pine Bluff, 11/6/23

C: 9, vs. Arkansas-Pine Bluff, 11/6/23

ASSISTS

S: 2, 2x (last vs. S Carolina, 1/13/23)

C: 2, 3x (last vs. S Carolina, 1/13/23)

BLOCKED SHOTS

S: 5, 2x (last vs. S Carolina St, 11/22/23)

C: 5, 2x (last vs. S Carolina St, 11/22/23)

STEALS

S: 2, 4x (last at Ole Miss, 2/17/24)

C: 2, 4x (last at Ole Miss, 2/17/24)

MINUTES

S: 26, vs. Georgia, 1/6/23

C: 26, vs. Georgia, 1/6/23

FIELD GOALS MADE

S: 7, vs. Georgia, 1/6/23

C: 7, vs. Georgia, 1/6/23

3-POINT FIELD GOALS MADE

S: n/a

C: 2, vs. Arkansas, 1/18/23

FREE THROWS MADE

S: 2, 2x (last at Ole Miss, 2/17/24)

C: 2, 3x (last at Alabama, 1/16/24)

MISCELLANEOUS

	SEASON	CAREER
Led MU in Points	0	0
Led MU in Rebounds	6	8
Led MU in Assists	0	0
20+ Points	0	0
10+ Points	3	3
10+ Rebounds	0	0
5+ Assists	0	0
Double-Doubles	0	0

2023-24 GAME-BY-GAME STATISTICS

Opponent	GS	Min	FG	FGA	3FG	3FGA	FT	FTA	OFF	DEF	REB	PF	AST	TO	STL	BLK	PTS
ARKANSAS-PINE BLUFF		23	3	4	0	0	1	2	2	7	9	5	0	2	2	5	7
MEMPHIS		16	1	2	0	0	0	0	0	3	3	3	0	1	0	1	2
SIU EDWARDSVILLE		13	3	3	0	0	1	2	1	4	5	2	0	0	1	0	7
at Minnesota		18	0	0	0	0	0	0	0	3	3	2	0	1	1	4	0
JACKSON STATE		10	1	3	0	0	0	0	0	1	1	1	0	2	0	1	2
SOUTH CAROLINA STATE		23	3	3	0	0	0	0	3	4	7	1	0	3	0	5	6
LOYOLA MARYLAND		14	0	0	0	0	0	0	0	2	2	1	0	0	0	0	0
at Pittsburgh	*	20	2	2	0	0	0	0	1	3	4	2	0	0	0	1	4
WICHITA STATE	*	13	0	1	0	1	0	0	3	2	5	4	2	0	0	3	0
at Kansas	*	22	2	4	0	0	0	0	2	1	3	2	0	0	1	2	4
vs. Seton Hall	*	13	0	1	0	0	0	0	1	1	2	2	1	1	0	0	0
vs. Illinois		13	1	1	0	0	0	2	0	2	2	5	1	0	2	1	2
CENTRAL ARKANSAS		17	5	6	0	0	0	0	3	2	5	3	1	3	0	1	10
GEORGIA	*	26	7	8	0	0	0	0	3	3	6	1	0	2	0	1	14
at Kentucky	*	16	1	3	0	1	0	0	1	1	2	1	0	0	0	2	2
SOUTH CAROLINA	*	14	0	1	0	0	0	0	3	1	4	1	2	0	0	0	0
at Alabama		15	0	1	0	0	2	4	1	2	3	1	1	0	0	0	2
FLORIDA		14	0	0	0	0	1	4	0	4	4	1	1	0	0	0	1
at Texas A&M		5	0	0	0	0	0	0	0	1	1	1	0	1	0	0	0
at South Carolina		9	1	1	0	0	1	2	1	2	3	2	0	2	0	1	3
ARKANSAS		13	2	4	0	0	0	0	0	1	1	2	0	0	0	0	4
at Vanderbilt		11	1	1	0	0	0	0	1	2	3	5	0	1	1	1	2
TEXAS A&M		19	0	0	0	0	0	2	1	6	7	2	1	0	2	0	0
MISSISSIPPI STATE		16	2	2	0	0	0	0	1	3	4	1	0	0	0	0	4
at Ole Miss		24	4	4	0	0	2	2	1	4	5	0	1	0	2	0	10
TENNESSEE		11	0	0	0	0	0	0	1	1	2	3	0	0	0	2	0
at Arkansas																	
at Florida																	
OLE MISS																	
AUBURN																	
at LSU																	



31 CALEB GRILL

@caleb_grill0

@calebgrill3

Graduate | Guard | 6-3 | 215 | Wichita, Kan. | Iowa State

CAREER STATISTICS

Season	GP-GS	Min/Avg	FG	FGA	FG%	3FG	3FGA	3P%	FTM	FTA	FT%	O	D	REB	AVG	PF	FO	AST	TO	BLK	STL	PTS	AVG
2019-20	29- 2	399/13.7	22	70	31.4	13	52	25.0	4	7	57.1	8	40	48	1.7	35	0	17	16	2	14	61	2.1
2020-21	27-27	898/33.3	86	217	39.6	55	161	34.2	20	31	64.5	7	80	87	3.2	55	1	61	37	3	37	247	9.1
2021-22	35- 0	844/24.1	79	202	39.1	57	164	34.8	10	16	62.5	14	76	90	2.6	71	1	53	21	6	35	225	6.4
2022-23	25-22	780/31.2	72	183	39.3	53	144	36.8	40	52	76.9	11	88	99	4.0	52	1	35	38	1	31	237	9.5
2023-24	9- 5	200/22.2	24	66	36.4	14	48	29.2	14	17	82.4	12	40	52	5.8	17	0	13	7	2	10	76	8.4
TOTAL	125-56	3121/25.0	283	738	38.3	192	569	33.7	88	123	71.5	52	324	376	3.0	230	3	179	119	14	127	846	6.8

PERSONAL

BIRTHDAY

June 15, 2000

CAREER AMBITIONS

College coaching

SEASON & CAREER BESTS

POINTS

S: 15, 2x (last vs. Jackson St, 11/19/23)

C: 31, vs. North Carolina, 11/25/22

REBOUNDS

S: 10, 2x (last vs. Wichita St, 12/3/23)

C: 10, 4x (last vs. Wichita St, 12/3/23)

ASSISTS

S: 4, 2x (last at Minnesota, 11/16/23)

C: 7, at San Jose State, 2/21/21

BLOCKED SHOTS

S: 1, 2x (last vs. Jackson St, 11/19/23)

C: 2, vs. Kansas State, 2/12/22

STEALS

S: 4, vs. Memphis, 11/10/23

C: 5, vs. St. John's, 12/4/22

MINUTES

S: 29, vs. Memphis, 11/10/23

C: 39, 2x (last at Boise State, 2/13/21)

FIELD GOALS MADE

S: 5, vs. Jackson State, 11/19/23

C: 11, vs. North Carolina, 11/25/22

3-POINT FIELD GOALS MADE

S: 3, 2x (last vs. Wichita St, 12/3/23)

C: 8, at Texas Tech, 1/30/23

FREE THROWS MADE

S: 8, vs. Arkansas-Pine Bluff, 11/6/23

C: 8, vs. Arkansas-Pine Bluff, 11/6/23

MISCELLANEOUS

	SEASON	CAREER
Led MU in Points	0	0
Led MU in Rebounds	3	3
Led MU in Assists	1	1
30+ Points	0	1
20+ Points	0	5
10+ Points	3	33
10+ Rebounds	2	4
5+ Assists	0	4
Double-Doubles	1	2

2023-24 NOTES

- Suffered a wrist injury on Dec. 3 versus Wichita State – missing the last 17 contests (Tigers are 7-2 with him in the lineup but 1-16 without).
- Ranks first on the team with 5.8 rebounds and fifth with 8.4 points.
- Recorded his second collegiate double-double with 13 points and 10 versus Wichita State (Dec. 3).
- Matched his career high with 10 rebounds against Memphis (Nov. 10) and Wichita State (Dec. 3).
- One of six transfers on the 2023-24 roster, having played at Iowa State (2019-20, 2021-23) and UNLV (2020-21) previously.
- Led Iowa State with a 36.8 percent clip from 3-point range last season, while finishing second with 53 triples made. Also led Iowa State with 57 made 3-pointers in 2021-22 as the Cyclones advanced to the Sweet 16.
- Highlight of his tenure with the Cyclones was scoring 31 points with seven made 3-pointers in a win against No. 1 North Carolina (Nov. 25, 2002).

2023-24 GAME-BY-GAME STATISTICS

Opponent	GS	Min	FG	FGA	3FG	3FGA	FT	FTA	OFF	DEF	REB	PF	AST	TO	STL	BLK	PTS
ARKANSAS-PINE BLUFF	*	23	3	8	1	6	8	9	1	6	7	1	0	1	1	0	15
MEMPHIS	*	29	2	12	1	9	1	2	1	9	10	1	1	1	4	0	6
SIU EDWARDSVILLE	*	23	2	3	2	2	0	0	0	5	5	4	4	1	1	0	6
at Minnesota	*	17	1	6	0	4	0	0	2	2	4	4	4	0	0	1	2
JACKSON STATE		24	5	8	3	6	2	2	1	6	7	3	1	2	1	1	15
SOUTH CAROLINA STATE		6	0	4	0	3	0	0	0	0	0	0	0	0	0	0	0
LOYOLA MARYLAND	*	27	3	9	2	7	1	2	3	1	4	1	1	1	1	0	9
at Pittsburgh		26	4	8	2	5	0	0	3	2	5	2	1	0	1	0	10
WICHITA STATE		25	4	8	3	6	2	2	1	9	10	1	1	1	1	0	13
at Kansas																	
vs. Seton Hall																	
vs. Illinois																	
CENTRAL ARKANSAS																	
GEORGIA																	
at Kentucky																	
SOUTH CAROLINA																	
at Alabama																	
FLORIDA																	
at Texas A&M																	
at South Carolina																	
ARKANSAS																	
at Vanderbilt																	
TEXAS A&M																	
MISSISSIPPI STATE																	
at Ole Miss																	
TENNESSEE																	
at Arkansas																	
at Florida																	
OLE MISS																	
AUBURN																	
at LSU																	



35 NOAH CARTER



@noah3carter



@noah3carter

Graduate | Forward | 6-6 | 235 | Dubuque, Iowa | Northern Iowa

CAREER STATISTICS

Season	GP-GS	Min/Avg	FG	FGA	FG%	3FG	3FGA	3P%	FTM	FTA	FT%	O	D	REB	AVG	PF	FO	AST	TO	BLK	STL	PTS	AVG
2019-20	27- 0	222/8.2	43	78	55.1	20	49	40.8	9	11	81.8	11	35	46	1.7	14	0	4	8	2	4	115	4.3
2020-21	25-14	685/27.4	101	213	47.4	34	109	31.2	45	58	77.6	27	115	142	5.7	46	0	26	32	11	19	281	11.2
2021-22	32-21	853/26.7	170	353	48.2	40	134	29.9	100	126	79.4	19	113	132	4.1	65	0	58	44	12	19	480	15.0
2022-23	34-20	746/22.0	120	243	49.4	38	118	32.2	49	68	72.1	44	92	136	4.0	76	0	62	40	15	18	327	9.6
2023-24	26-24	695/26.7	105	254	41.3	33	112	29.5	65	83	78.3	29	104	133	5.1	65	0	38	30	19	22	308	11.8
TOTAL	144-79	3201/22.2	539	1141	47.2	165	522	31.6	268	346	77.5	130	459	589	4.1	266	0	188	154	59	82	1511	10.5

CAREER HONORS

2021-22 All-Missouri Valley Conference Second Team

2023-24 NOTES

- Team captain.
- Leads all active players on Mizzou with 5.1 rebounds per game, while placing third with 11.8 points.
- Tallied 20-plus points in two-straight games for the first time during his career with 20 at Kentucky (Jan. 9) and a season-best 23 points versus South Carolina (Jan. 13).
- Recorded his first double-double with the Tigers against SIUE, collecting 15 points and 10 rebounds (Nov. 13).

2023-24 GAME-BY-GAME STATISTICS

Opponent	GS	Min	FG	FGA	3FG	3FGA	FT	FTA	OFF	DEF	REB	PF	AST	TO	STL	BLK	PTS
ARKANSAS-PINE BLUFF	*	29	7	12	1	3	0	0	1	5	6	3	1	2	1	1	15
MEMPHIS	*	33	4	12	1	4	1	2	0	7	7	2	1	1	0	1	10
SIU EDWARDSVILLE	*	28	5	12	4	9	1	2	1	9	10	0	1	1	1	3	15
at Minnesota	*	31	5	10	2	5	1	1	1	5	6	2	2	1	2	2	13
JACKSON STATE	*	20	3	8	1	6	0	0	0	4	4	1	2	2	0	1	7
SOUTH CAROLINA STATE	*	23	4	7	0	1	5	5	2	4	6	4	3	1	0	4	13
LOYOLA MARYLAND	*	29	5	8	3	6	5	8	2	4	6	1	2	2	3	1	18
at Pittsburgh	*	28	5	9	1	2	2	2	0	8	8	4	2	1	0	0	13
WICHITA STATE	*	29	1	9	1	6	6	7	1	2	3	3	0	2	3	0	9
at Kansas	*	26	3	8	0	2	1	1	1	6	7	1	0	1	0	0	7
vs. Seton Hall	*	27	1	12	1	6	6	7	4	5	9	2	1	1	0	0	9
vs. Illinois	*	19	4	11	0	4	0	2	2	3	5	3	1	0	0	0	8
CENTRAL ARKANSAS	*	23	3	9	0	5	5	5	2	6	8	0	2	1	3	0	11
GEORGIA	*	35	4	10	3	4	2	2	0	3	3	3	3	2	0	1	13
at Kentucky	*	30	6	12	3	7	5	7	0	3	3	2	0	1	2	0	20
SOUTH CAROLINA	*	41	9	20	2	10	3	5	0	5	5	2	1	0	1	0	23
at Alabama	*	27	5	11	1	4	2	2	1	0	1	3	3	2	0	0	13
FLORIDA	*	25	3	8	0	3	0	0	0	0	0	3	1	0	2	0	6
at Texas A&M		16	3	6	1	3	1	2	3	3	6	4	2	0	0	0	8
at South Carolina		27	3	10	0	1	1	2	0	2	2	4	1	1	0	0	7
ARKANSAS	*	16	2	5	2	3	0	0	1	1	2	3	0	1	1	1	6
at Vanderbilt	*	31	7	16	2	7	4	5	2	4	6	2	2	1	2	0	20
TEXAS A&M	*	33	4	6	1	3	2	3	0	4	4	4	2	2	0	2	11
MISSISSIPPI STATE	*	26	3	10	0	4	1	1	1	6	7	2	4	1	1	1	7
at Ole Miss	*	14	1	3	0	0	4	4	1	1	2	4	0	2	0	1	6
TENNESSEE	*	28	5	10	3	4	7	8	3	4	7	3	1	1	0	0	20
at Arkansas																	
at Florida																	
OLE MISS																	
AUBURN																	
at LSU																	

PERSONAL

BIRTHDAY

November 13, 2000

CAREER AMBITIONS

Professional fisherman

SEASON & CAREER BESTS

POINTS

S: 23, vs. South Carolina, 1/13/23

C: 33, at Valparaiso, 1/19/22

REBOUNDS

S: 10, vs. SIUE, 11/13/23

C: 13, vs. Indiana State, 2/7/21

ASSISTS

S: 4, vs. Mississippi State, 2/10/24

C: 6, vs. Utah State, 3/16/23

BLOCKED SHOTS

S: 4, vs. South Carolina St, 11/22/23

C: 4, vs. South Carolina St, 11/22/23

STEALS

S: 3, 3x (last vs. Central Ark., 12/30/23)

C: 4, vs. Valparaiso, 2/14/21

MINUTES

S: 41, vs. South Carolina, 1/13/23

C: 41, vs. South Carolina, 1/13/23

FIELD GOALS MADE

S: 9, vs. South Carolina, 1/13/23

C: 11, at Valparaiso, 1/19/22

3-POINT FIELD GOALS MADE

S: 4, vs. SIUE, 11/13/23

C: 9, vs. Western Kentucky, 11/25/20

FREE THROWS MADE

S: 7, vs. Tennessee, 2/20/24

C: 9, at Drake, 2/5/22

MISCELLANEOUS

	SEASON	CAREER
Led MU in Points	4	7
Led MU in Rebounds	11	17
Led MU in Assists	1	5
30+ Points	0	1
20+ Points	4	20
10+ Points	15	70
10+ Rebounds	1	4
5+ Assists	0	5
Double-Doubles	1	4



45 MABOR MAJAK



@MaborMajak



@mabor_majak

Senior | Center | 7-2 | 245 | Juba, South Sudan | Cleveland State

CAREER STATISTICS

Season	GP-GS	Min/Avg	FG	FGA	FG%	3FG	3FGA	3P%	FTM	FTA	FT%	O	D	REB	AVG	PF	FO	AST	TO	BLK	STL	PTS	AVG
2020-21	12-0	64/5.3	3	10	30.0	0	0	0.0	3	3	100.0	5	4	9	0.8	17	1	0	6	1	1	9	0.8
2021-22	23-0	101/4.4	5	12	41.7	0	0	0.0	2	5	40.0	11	8	19	0.8	13	0	4	3	2	3	12	0.5
2022-23	8-0	20/2.6	0	1	0.0	0	0	0.0	1	2	50.0	2	1	3	0.4	4	0	0	2	1	0	1	0.1
2023-24	18-0	119/6.6	1	2	50.0	0	0	0.0	2	6	33.3	8	13	21	1.2	14	0	2	4	4	1	4	0.2
TOTAL	61-0	304/5.0	9	25	36.0	0	0	0.0	8	16	50.0	26	26	52	0.9	48	1	6	15	8	5	26	0.4

2023-24 NOTES

- Tallied four points, 19 rebounds and four blocks in the last six games – had one point, five rebounds and one block in his first 23 games as a Tiger.
- Collected a career-best five boards on Tuesday versus No. 5 Tennessee (Feb. 20).
- Team captain.

PERSONAL

BIRTHDAY

August 27, 2000

CAREER AMBITIONS

Start a business

SEASON & CAREER BESTS

POINTS

S: 3, vs. Texas A&M, 2/7/24

C: 6, vs. Penn St-Behrend, 11/27/21

REBOUNDS

S: 5, vs. Tennessee, 2/20/24

C: 5, vs. Tennessee, 2/20/24

ASSISTS

S: 1, 2x (last at Vanderbilt, 2/3/24)

C: 2, vs. IUPUI, 2/12/22

BLOCKED SHOTS

S: 2, vs. Mississippi State, 2/10/24

C: 2, vs. Mississippi State, 2/10/24

STEALS

S: 1, vs. Tennessee, 2/20/24

C: 1, 5x (last vs. Tennessee, 2/20/24)

MINUTES

S: 22, vs. Tennessee, 2/20/24

C: 22, vs. Tennessee, 2/20/24

FIELD GOALS MADE

S: 1, vs. Texas A&M, 2/7/24

C: 2, 2x (last vs Penn St-Behrend, 11/27/21)

3-POINT FIELD GOALS MADE

S: n/a

C: n/a

FREE THROWS MADE

S: 1, 2x (last vs. Texas A&M, 2/7/24)

C: 2, 2x (last vs Penn St-Behrend, 11/27/21)

MISCELLANEOUS

SEASON CAREER

Led MU in Points	0	0
Led MU in Rebounds	0	0
Led MU in Assists	0	0
20+ Points	0	0
10+ Points	0	0
10+ Rebounds	0	0
5+ Assists	0	0
Double-Doubles	0	0

2023-24 GAME-BY-GAME STATISTICS

Opponent	GS	Min	FG	FGA	3FG	3FGA	FT	FTA	OFF	DEF	REB	PF	AST	TO	STL	BLK	PTS
ARKANSAS-PINE BLUFF																	
MEMPHIS	2	0	0	0	0	0	0	0	0	0	0	0	0	0	0	0	0
SIU EDWARDSVILLE																	
at Minnesota																	
JACKSON STATE																	
SOUTH CAROLINA STATE	1	0	0	0	0	0	0	0	0	1	1	0	0	0	0	0	0
LOYOLA MARYLAND	1	0	0	0	0	0	0	0	0	0	0	0	0	0	0	0	0
at Pittsburgh	1	0	0	0	0	0	0	0	0	0	0	0	0	0	0	0	0
WICHITA STATE	5	0	0	0	0	0	0	0	0	0	0	0	1	0	0	0	0
at Kansas	2	0	0	0	0	0	0	0	0	0	0	0	0	0	0	0	0
vs. Seton Hall	3	0	0	0	0	0	0	0	0	0	0	0	0	0	0	0	0
vs. Illinois	2	0	0	0	0	0	0	0	0	0	0	0	0	0	0	0	0
CENTRAL ARKANSAS	1	0	0	0	0	0	0	0	0	0	0	0	0	0	0	0	0
GEORGIA																	
at Kentucky	8	0	0	0	0	0	0	2	0	1	1	1	0	1	0	0	0
SOUTH CAROLINA																	
at Alabama	4	0	0	0	0	0	0	0	0	0	0	0	0	0	0	0	0
FLORIDA	1	0	0	0	0	0	0	0	0	0	0	0	0	0	0	0	0
at Texas A&M																	
at South Carolina																	
ARKANSAS	8	0	0	0	0	0	1	2	1	3	4	1	0	1	0	1	1
at Vanderbilt	19	0	0	0	0	0	0	0	4	0	4	3	1	0	0	1	0
TEXAS A&M	13	1	1	0	0	0	1	1	1	1	2	4	0	1	0	0	3
MISSISSIPPI STATE	11	0	0	0	0	0	0	0	0	1	1	1	0	1	0	2	0
at Ole Miss	14	0	1	0	0	0	0	1	1	2	3	1	0	0	0	0	0
TENNESSEE	22	0	0	0	0	0	0	0	1	4	5	3	0	0	1	0	0
at Arkansas																	
at Florida																	
OLE MISS																	
AUBURN																	
at LSU																	



55 SEAN EAST II



@Rise_Shine_55



@rise_shine_55

Graduate | Guard | 6-3 | 180 | Louisville, Ky. | John A. Logan

CAREER STATISTICS

Season	GP-GS	Min/Avg	FG	FGA	FG%	3FG	3FGA	3P%	FTM	FTA	FT%	O	D	REB	AVG	PF	FO	AST	TO	BLK	STL	PTS	AVG
2019-20	31-20	872/28.1	106	266	39.8	26	81	32.1	50	64	78.1	21	56	77	2.5	67	1	153	83	1	34	288	9.3
2020-21	24-20	673/28.0	87	205	42.4	22	63	34.9	20	24	83.3	16	61	77	3.2	45	0	88	38	2	24	216	9.0
2022-23	35- 1	813/23.2	95	214	44.4	15	68	22.1	51	61	83.6	15	57	72	2.1	69	0	89	53	2	47	256	7.3
2023-24	24-24	806/33.6	142	274	51.8	31	66	47.0	78	93	83.9	15	67	82	3.4	58	2	102	67	4	27	393	16.4
TOTAL	114-65	3166/27.8	430	959	44.8	94	278	33.8	199	242	82.2	67	241	308	2.7	239	3	432	241	9	132	1153	10.1

2023-24 NOTES

- Returned from an injury last Saturday and has tallied 24.5 points and 6.0 assists in his two games since his return.
- Tallied a season-best 25 points at Ole Miss – his most in a Mizzou uniform (Jan. 17).
- Leads Mizzou with 16.4 points per game – nearly double his total entering the season (8.4) – and 4.3 assists per game.
- Aiming to become the sixth player in school history to average 15.0 points and 4.0 assists.
- Raised his season average by 9.1 points from last year – the highest increase in the SEC and the most by a Tiger since Matthew Lawrence in 2006-07.
- Ranks eighth in the SEC in scoring and fourth in assists.
- Recorded nine 20-plus point games after doing so only twice in 90 games prior to the season.
- Also has five games of at least 20 points and six assists – the first Tiger to do so since Melvin Booker in 1993-94.
- Tallied a season-best 22 points to go with nine assists versus Wichita State – first Tiger with 20 points and nine assists in a game since Phil Pressey in 2013 (Dec. 3).
- Hit the game-winning basket versus Minnesota, completing an and-one with 9.9 seconds left as Missouri finished on a 31-9 to rally from 20-points down (Nov. 16).
- Tallied his 1,000th career point against Georgia (Jan. 6).

2023-24 GAME-BY-GAME STATISTICS

Opponent	GS	Min	FG	FGA	3FG	3FGA	FT	FTA	OFF	DEF	REB	PF	AST	TO	STL	BLK	PTS
ARKANSAS-PINE BLUFF	*	21	7	8	2	3	5	5	1	2	3	5	2	1	0	0	21
MEMPHIS	*	38	5	8	2	4	2	4	0	1	1	1	2	1	0	0	14
SIU EDWARDSVILLE	*	33	8	11	2	3	2	2	0	1	1	0	2	2	1	0	20
at Minnesota	*	33	4	12	0	0	1	1	1	1	2	1	3	1	3	0	9
JACKSON STATE	*	29	3	5	0	0	0	0	0	3	3	0	1	3	0	0	6
SOUTH CAROLINA STATE	*	34	8	13	1	3	4	4	1	1	2	1	4	3	2	0	21
LOYOLA MARYLAND	*	36	7	12	0	0	3	4	1	2	3	3	4	3	1	0	17
at Pittsburgh	*	34	7	13	3	4	4	6	0	5	5	4	4	5	1	0	21
WICHITA STATE	*	36	6	13	3	4	7	8	0	4	4	1	9	2	3	0	22
at Kansas	*	39	8	15	2	4	3	4	0	3	3	4	6	5	2	0	21
vs. Seton Hall	*	36	6	12	2	3	2	4	0	3	3	2	6	4	1	0	16
vs. Illinois	*	32	8	17	2	6	0	0	0	2	2	2	2	3	0	0	18
CENTRAL ARKANSAS	*	24	7	9	2	3	0	0	2	3	5	3	1	3	1	1	16
GEORGIA	*	40	9	20	0	2	0	0	2	4	6	2	8	0	2	1	18
at Kentucky	*	32	7	12	1	2	4	5	0	4	4	3	4	1	2	0	19
SOUTH CAROLINA	*	41	5	14	1	4	4	5	0	8	8	3	2	5	1	1	15
at Alabama	*	30	2	8	0	2	2	2	1	3	4	1	4	2	2	0	6
FLORIDA	*	26	2	7	0	1	2	2	1	3	4	5	3	3	2	0	6
at Texas A&M	*	34	6	11	2	4	3	3	0	2	2	4	5	4	1	0	17
at South Carolina	*	39	7	11	0	2	7	7	0	3	3	2	7	1	2	0	21
ARKANSAS	*	37	3	8	1	2	4	4	1	5	6	4	7	6	0	1	11
at Vanderbilt	*	34	4	11	1	2	0	0	1	1	2	2	4	1	0	0	9
TEXAS A&M	Did Not Play																
MISSISSIPPI STATE	Did Not Play																
at Ole Miss	*	33	6	9	1	2	12	12	0	2	2	3	6	3	0	0	25
TENNESSEE	*	37	7	15	3	6	7	11	3	1	4	2	6	5	0	0	24
at Arkansas																	
at Florida																	
OLE MISS																	
AUBURN																	
at LSU																	

PERSONAL

BIRTHDAY

November 17, 1999

CAREER AMBITIONS

Entrepreneur

SEASON & CAREER BESTS

POINTS

S: 25, at Ole Miss, 2/17/24

C: 26, at Akron, 12/30/19

REBOUNDS

S: 8, vs. South Carolina, 1/13/23

C: 8, vs. South Carolina, 1/13/23

ASSISTS

S: 9, vs. Wichita State, 12/3/23

C: 9, 2x (last vs. Wichita St, 12/3/23)

BLOCKED SHOTS

S: 1, 4x (last vs. Arkansas, 1/31/24)

C: 1, 8x (last vs. Arkansas, 1/31/24)

STEALS

S: 3, 2x (last vs. Wichita St, 12/3/23)

C: 5, vs. Miss. Valley State, 11/20/22

MINUTES

S: 41, vs. South Carolina, 1/13/23

C: 41, 2x (last vs. S Carolina, 1/13/23)

FIELD GOALS MADE

S: 9, vs. Georgia, 1/6/23

C: 11, at Akron, 12/30/19

3-POINT FIELD GOALS MADE

S: 3, 3x (last vs. Tennessee, 2/20/24)

C: 3, 8x (last vs. Tennessee, 2/20/24)

FREE THROWS MADE

S: 12, at Ole Miss, 2/17/24

C: 12, at Ole Miss, 2/17/24

MISCELLANEOUS

	SEASON	CAREER
Led MU in Points	13	15
Led MU in Rebounds	6	7
Led MU in Assists	16	28
20+ Points	9	11
10+ Points	19	54
10+ Rebounds	0	0
5+ Assists	9	42
Double-Doubles	0	0



75 CONNOR VANOVER

@Vanover_Connor

@cv_23

Graduate | Center | 7-5 | 230 | Little Rock, Ark. | Oral Roberts

CAREER STATISTICS

Season	GP-GS	Min/Avg	FG	FGA	FG%	3FG	3FGA	3P%	FTM	FTA	FT%	O	D	REB	AVG	PF	FO	AST	TO	BLK	STL	PTS	AVG
2018-19	28-15	491/17.5	83	177	46.9	27	76	35.5	16	24	66.7	21	62	83	3.0	38	0	5	18	35	7	209	7.5
2020-21	29-27	485/16.7	70	155	45.2	24	74	32.4	20	21	95.2	27	104	131	4.5	37	0	14	21	51	13	184	6.3
2021-22	15-10	115/7.7	22	51	43.1	1	13	7.7	14	17	82.4	12	19	31	2.1	4	0	4	3	9	2	59	3.9
2022-23	34-34	875/25.7	164	317	51.7	46	142	32.4	57	70	81.4	54	191	245	7.2	47	0	28	34	110	24	431	12.7
2023-24	21- 5	237/11.3	30	59	50.8	4	20	20.0	13	15	86.7	13	37	50	2.4	15	0	7	6	16	11	77	3.7
TOTAL	127-91	2202/17.3	369	759	48.6	102	325	31.4	120	147	81.6	127	413	540	4.3	141	0	58	82	221	57	960	7.6

PERSONAL

BIRTHDAY

June 23, 1999

CAREER AMBITIONS

Working in the sports industry

SEASON & CAREER BESTS

POINTS

S: 11, 2x (last vs. Central Ark., 12/30/23)

C: 24, at Stanford, 3/7/19

REBOUNDS

S: 7, 2x (last at S Carolina, 1/27/24)

C: 16, vs. North Texas, 11/28/20

ASSISTS

S: 1, 7x (last vs. Arkansas, 1/31/24)

C: 3, 2x (last vs North Dakota St, 3/7/23)

BLOCKED SHOTS

S: 2, 4x (last vs. S Carolina, 1/13/23)

C: 8, 2x (last at W Illinois, 2/11/23)

STEALS

S: 3, vs. Central Arkansas, 12/30/23

C: 3, 4x (last vs. Central Ark., 12/30/23)

MINUTES

S: 21, at Pittsburgh, 11/28/23

C: 34, 2x (last vs. Omaha, 1/28/23)

FIELD GOALS MADE

S: 4, 2x (last vs. Central Ark., 12/30/23)

C: 9, 4x (last vs North Dakota, 3/4/23)

3-POINT FIELD GOALS MADE

S: 1, 4x (last vs. Arkansas, 1/31/24)

C: 5, at Stanford, 3/7/19

FREE THROWS MADE

S: 5, at South Carolina, 1/27/24

C: 8, 2x (last vs Missouri St, 12/16/22)

MISCELLANEOUS

	SEASON	CAREER
Led MU in Points	0	0
Led MU in Rebounds	2	2
Led MU in Assists	0	0
20+ Points	0	5
10+ Points	2	43
10+ Rebounds	0	9
5+ Assists	0	0
Double-Doubles	0	7

CAREER HONORS

- 2022-23 Summit League Defensive Player of the Year
- 2022-23 Summit League Newcomer of the Year
- 2022-23 All-Summit League First Team

2023-24 NOTES

- Ranks seventh nationally among active players with 221 blocks and 20th with 1.74 rejections per game.
- One of six transfers on the 2023-24 roster, having played last season at Oral Roberts with previous Power 6 experience in the SEC (Arkansas, 2020-22) and Pac-12 (California, 2018-19).
- First player in Mizzou history to wear a number six through nine, selecting 75 to represent his height.
- Tallest player in school history and tied with Ole Miss' Jamarion Sharp as the tallest player in the NCAA this season.
- Had more blocks individually (110) last year than Mizzou had as a team (95).

2023-24 GAME-BY-GAME STATISTICS

Opponent	GS	Min	FG	FGA	3FG	3FGA	FT	FTA	OFF	DEF	REB	PF	AST	TO	STL	BLK	PTS
ARKANSAS-PINE BLUFF																	
JACKSON STATE																	
MEMPHIS																	
SIU EDWARDSVILLE																	
at Minnesota	7	0	1	0	1	0	0	0	0	2	2	0	0	0	1	0	0
SOUTH CAROLINA STATE	*	3	1	2	0	1	0	0	0	2	2	0	0	0	0	0	2
LOYOLA MARYLAND	*	17	2	3	1	1	0	0	1	3	4	0	0	1	2	1	5
at Pittsburgh	21	3	8	0	2	0	0	3	4	7	0	1	0	1	2	6	
WICHITA STATE	17	3	4	1	2	4	4	0	2	2	3	1	0	0	1	11	
at Kansas	18	4	6	0	2	1	2	0	2	2	2	0	0	0	1	2	9
vs. Seton Hall	11	2	2	0	0	0	0	1	0	1	0	1	1	0	0	4	
vs. Illinois	6	0	4	0	3	0	0	1	0	1	0	0	0	0	0	1	0
CENTRAL ARKANSAS	16	4	5	0	1	3	3	2	0	2	1	0	1	3	1	11	
GEORGIA	6	0	2	0	1	0	0	0	0	0	1	0	0	0	0	0	0
at Kentucky	14	2	4	0	1	0	0	1	3	4	1	1	0	1	2	4	
SOUTH CAROLINA	14	2	2	1	1	0	0	0	1	1	0	0	0	0	0	2	5
at Alabama	*	9	1	1	0	0	0	0	0	2	2	0	0	0	1	0	2
FLORIDA	*	12	1	1	0	0	0	0	3	3	1	1	1	0	1	2	
at Texas A&M	9	1	1	0	0	0	0	0	3	3	2	0	0	0	1	2	
at South Carolina	18	0	3	0	0	5	6	2	5	7	1	1	1	0	0	5	
ARKANSAS	14	3	5	1	2	0	0	2	2	4	2	1	1	0	1	7	
at Vanderbilt	3	0	0	0	0	0	0	0	1	1	0	0	0	0	0	0	
TEXAS A&M	3	0	0	0	0	0	0	0	0	0	0	0	0	0	0	0	
MISSISSIPPI STATE	11	1	2	0	1	0	0	0	0	0	1	0	0	0	0	2	
at Ole Miss																	
TENNESSEE																	
at Arkansas																	
at Florida																	
OLE MISS																	
AUBURN																	
at LSU																	



12 JACKSON FRANCOIS



@JacksonFrancoi3



@jacksonfrancoiss

Sophomore | Guard | 6-5 | 160 | Las Vegas, Nev. | Bishop Gorman High School

CAREER STATISTICS

Season	GP-GS	Min/Avg	FG	FGA	FG%	3FG	3FGA	3P%	FTM	FTA	FT%	O	D	REB	AVG	PF	FO	AST	TO	BLK	STL	PTS	AVG
2022-23	8-0	6/0.8	0	2	0.0	0	1	0.0	0	1	0.0	0	0	0	0.0	0	0	0	0	0	1	0	0.0
2023-24	2-0	3/1.5	0	1	0.0	0	1	0.0	0	0	0.0	0	0	0	0.0	0	0	0	0	0	0	0	0.0
TOTAL	10-0	9/0.9	0	3	0.0	0	2	0.0	0	1	0.0	0	0	0	0.0	0	0	0	0	0	1	0	0.0

2023-24 NOTES

CAREER BESTS

POINTS

n/a

REBOUNDS

n/a

ASSISTS

n/a


PERSONAL

BIRTHDAY

May 20, 2004

CAREER AMBITIONS

Athletic Director



15 DANNY STEPHENS



@dannystephens23



@dannystephens235

Freshman | Guard | 6-6 | 210 | Bowen, Ill. | Southeastern High School

CAREER STATISTICS

Season	GP-GS	Min/Avg	FG	FGA	FG%	3FG	3FGA	3P%	FTM	FTA	FT%	O	D	REB	AVG	PF	FO	AST	TO	BLK	STL	PTS	AVG
2023-24	0-0	0/0.0	0	0	0.0	0	0	0.0	0	0	0.0	0	0	0	0.0	0	0	0	0	0	0	0	0.0

2023-24 NOTES

CAREER BESTS

POINTS

n/a

REBOUNDS

n/a

ASSISTS

n/a


PERSONAL

BIRTHDAY

November 9, 2004

CAREER AMBITIONS

Work on the family farm



33 JV BROWN



@_JVBrown_4



@jvbrown4

Freshman | Guard | 6-5 | 195 | Los Angeles, Calif. | Rolling Hills Prep

CAREER STATISTICS

Season	GP-GS	Min/Avg	FG	FGA	FG%	3FG	3FGA	3P%	FTM	FTA	FT%	O	D	REB	AVG	PF	FO	AST	TO	BLK	STL	PTS	AVG
2023-24	0-0	0/0.0	0	0	0.0	0	0	0.0	0	0	0.0	0	0	0	0.0	0	0	0	0	0	0	0	0.0

2023-24 NOTES

CAREER BESTS

POINTS

n/a

REBOUNDS

n/a

ASSISTS

n/a

PERSONAL

BIRTHDAY

May 18, 2004

CAREER AMBITIONS

Start a business

Game Records

Record	Overall	Home	Away	Neutral
ALL GAMES	8-18	6-9	2-7	0-2
CONFERENCE	0-13	0-7	0-6	0-0
NON-CONFERENCE	8-5	6-2	2-1	0-2

Score by Periods

Team	1st	2nd	OT	TOT
Missouri	888	976	7	1871
Opponents	933	992	9	1934

Team Box Score

No.	Player				Total		3-Point		F-Throw		Rebounds												
		GP-GS	MIN	AVG	FG-FGA	FG%	3FG-3FGA	3FG%	FT-FTA	FT%	OFF	DEF	TOT	AVG	PF	DQ	A	TO	BLK	STL	PTS	AVG	
55	EAST II, Sean	24-24	806:19	33.6	142-274	.518	31-66	.470	78-93	.839	15	67	82	3.4	58	2	102	67	4	27	393	16.4	
2	BATES, Tamar	26-19	688:00	26.5	128-255	.502	28-70	.400	72-78	.923	21	48	69	2.7	51	0	33	44	5	20	356	13.7	
35	CARTER, Noah	26-24	694:35	26.7	105-254	.413	33-112	.295	65-83	.783	29	104	133	5.1	65	0	38	30	19	22	308	11.8	
10	HONOR, Nick	26-26	813:08	31.3	91-241	.378	60-152	.395	37-44	.841	9	24	33	1.3	54	0	46	39	3	22	279	10.7	
31	GRILL, Caleb	9-5	199:57	22.2	24-66	.364	14-48	.292	14-17	.824	12	40	52	5.8	17	0	13	7	2	10	76	8.4	
14	ROBINSON II, Anthony	24-0	326:53	13.6	28-84	.333	8-38	.211	27-37	.730	17	30	47	2.0	46	0	24	12	7	32	91	3.8	
75	VANOVER, Connor	21-5	236:41	11.3	30-59	.508	4-20	.200	13-15	.867	13	37	50	2.4	15	0	7	6	16	11	77	3.7	
23	SHAW, Aidan	26-7	406:59	15.7	39-55	.709	0-2	.000	8-20	.400	30	66	96	3.7	54	3	11	19	32	12	86	3.3	
5	TONJE, John	8-4	77:39	9.7	6-12	.500	2-6	.333	7-7	1.000	1	6	7	0.9	7	0	3	6	1	2	21	2.6	
13	CARRALERO MARTIN, Jesus	20-4	255:03	12.8	18-56	.321	5-16	.313	7-10	.700	16	27	43	2.2	34	2	33	20	10	18	48	2.4	
0	BUTLER, Jordan	24-8	266:51	11.1	19-50	.380	4-24	.167	10-18	.556	14	33	47	2.0	54	4	2	9	22	9	52	2.2	
4	LEWIS, Curt	22-2	214:14	9.7	17-57	.298	7-30	.233	6-11	.545	8	25	33	1.5	15	0	14	9	2	9	47	2.1	
11	PIERCE, Trent	16-2	103:34	6.5	13-35	.371	4-22	.182	1-6	.167	2	18	20	1.3	17	0	1	7	4	6	31	1.9	
1	BROWN, Kaleb	2-0	12:37	6.3	1-3	.333	0-2	.000	0-0	.000	0	2	2	1.0	3	0	2	3	0	1	2	1.0	
45	MAJAK, Mabor	18-0	118:46	6.6	1-2	.500	0-0	.000	2-6	.333	8	13	21	1.2	14	0	2	4	4	1	4	0.2	
12	FRANCOIS, Jackson	3-0	03:45	1.2	0-1	.000	0-1	.000	0-0	.000	0	0	0	0.0	0	0	0	0	0	0	0	0.0	
Team											43	40	83					17					
Total		26	5225		662-1504	.440	200-609	.328	347-445	.780	238	580	818	31.5	504	11	331	299	131	202	1871	72.0	
Opponents		26	5225		649-1482	.438	195-576	.339	441-592	.745	317	655	972	37.4	432	4	335	342	81	170	1934	74.4	

Team Statistics

	MIZ	OPP
Scoring	1871	1934
Points per game	72.0	74.4
Scoring margin	-2.4	-
Field goals-att	662-1504	649-1482
Field goal pct	.440	.438
3 point fg-att	200-609	195-576
3-point FG pct	.328	.339
3-pt FG made per game	7.7	7.5
Free throws-att	347-445	441-592
Free throw pct	.780	.745
F-Throws made per game	13.3	17.0
Rebounds	818	972
Rebounds per game	31.5	37.4
Rebounding margin	-5.9	-
Assists	331	335
Assists per game	12.7	12.9
Turnovers	299	342
Turnovers per game	11.5	13.2
Turnover margin	+1.7	-
Assist/turnover ratio	1.1	1.0
Steals	202	170
Steals per game	7.8	6.5
Blocks	131	81
Blocks per game	5.0	3.1
Winning streak	0	-
Home win streak	0	-
Attendance	163482	101999
Home games-Avg/Game	15-10899	9-11333
Neutral site-Avg/Game	-	2-12774

Team Results

Date	Opponent		Score	Att.
11/06/2023	Ark.-Pine Bluff	W	101-79	11486
11/10/2023	Memphis	L	55-70	15061
11/13/2023	SIUE	W	68-50	9656
11/16/2023	at Minnesota	W	70-68	7975
11/19/2023	Jackson St.	L	72-73	9690
11/22/2023	South Carolina St.	W	82-59	9745
11/25/2023	Loyola Maryland	W	78-70	9762
11/28/2023	at Pittsburgh	W	71-64	7390
12/03/2023	Wichita St.	W	82-72	10885
12/09/2023	at Kansas	L	64-73	16300
12/17/2023	vs Seton Hall	L	87-93	7062
12/22/2023	vs Illinois	L	73-97	18485
12/30/2023	Central Ark.	W	92-59	10623
01/06/2024	Georgia	L	68-75	12407
01/09/2024	at Kentucky	L	77-90	20086
01/13/2024	South Carolina	Lot	69-71	11135
01/16/2024	at Alabama	L	75-93	11569
01/20/2024	Florida	L	67-79	11489
01/23/2024	at Texas A&M	L	57-63	9623
01/27/2024	at South Carolina	L	64-72	13553
01/31/2024	Arkansas	L	84-91	11020
02/03/2024	at Vanderbilt	L	61-68	6905
02/07/2024	Texas A&M	L	60-79	9814
02/10/2024	Mississippi St.	L	51-75	10620
02/17/2024	at Ole Miss	L	76-79	8598
02/20/2024	Tennessee	L	67-72	10089

Game Records

Record	Overall	Home	Away	Neutral
ALL GAMES	0-13	0-7	0-6	0-0
CONFERENCE	0-13	0-7	0-6	0-0
NON-CONFERENCE	0-0	0-0	0-0	0-0

Score by Periods

Team	1st	2nd	OT	TOT
Missouri	405	464	7	876
Opponents	464	534	9	1007

Team Box Score

No.	Player				Total		3-Point		F-Throw		Rebounds													
		GP-GS	MIN	AVG	FG-FGA	FG%	3FG-3FGA	3FG%	FT-FTA	FT%	OFF	DEF	TOT	AVG	PF	DQ	A	TO	BLK	STL	PTS	AVG		
2	BATES, Tamar	13-13	436:31	33.6	85-174	.489	12-41	.293	46-50	.920	12	36	48	3.7	26	0	20	33	3	12	228	17.5		
55	EAST II, Sean	11-11	382:57	34.8	58-126	.460	10-29	.345	45-51	.882	9	36	45	4.1	31	1	56	31	3	12	171	15.5		
35	CARTER, Noah	13-11	350:22	27.0	55-127	.433	18-53	.340	32-41	.780	12	36	48	3.7	39	0	20	14	6	9	160	12.3		
10	HONOR, Nick	13-13	431:39	33.2	41-116	.353	29-79	.367	21-24	.875	2	12	14	1.1	32	0	18	20	1	13	132	10.2		
23	SHAW, Aidan	13-3	191:20	14.7	18-25	.720	0-1	.000	6-14	.429	14	31	45	3.5	21	1	6	6	8	5	42	3.2		
13	CARRALERO MARTIN, Jesus	10-2	160:14	16.0	12-33	.364	3-10	.300	5-8	.625	7	18	25	2.5	19	2	15	15	7	12	32	3.2		
75	VANOVER, Connor	11-2	114:13	10.4	11-21	.524	2-6	.333	5-6	.833	5	20	25	2.3	9	0	4	3	7	2	29	2.6		
0	BUTLER, Jordan	11-8	165:57	15.1	9-25	.360	1-10	.100	8-10	.800	7	17	24	2.2	35	4	1	5	10	6	27	2.5		
14	ROBINSON II, Anthony	11-0	128:44	11.7	8-32	.250	4-19	.211	7-11	.636	7	7	14	1.3	19	0	2	4	2	9	27	2.5		
4	LEWIS, Curt	10-2	118:21	11.8	6-28	.214	3-14	.214	5-9	.556	4	16	20	2.0	11	0	7	6	2	4	20	2.0		
5	TONJE, John	2-0	23:57	12.0	0-1	.000	0-0	.000	2-2	1.000	1	2	3	1.5	2	0	1	1	0	1	2	1.0		
11	PIERCE, Trent	4-0	18:39	4.7	1-5	.200	0-3	.000	0-0	.000	0	6	6	1.5	7	0	0	0	0	0	2	0.5		
45	MAJAK, Mabor	9-0	100:37	11.2	1-2	.500	0-0	.000	2-6	.333	8	12	20	2.2	14	0	1	4	4	1	4	0.4		
12	FRANCOIS, Jackson	2-0	01:28	0.7	0-0	.000	0-0	.000	0-0	.000	0	0	0	0.0	0	0	0	0	0	0	0	0.0		
Team											13	25	38					7						
Total		13	2625		305-715	.427	82-265	.309	184-232	.793	101	274	375	28.8	265	8	151	149	53	86	876	67.4		
Opponents		13	2625		331-736	.450	102-284	.359	243-325	.748	159	334	493	37.9	216	2	169	153	40	89	1007	77.5		

Team Statistics

	MIZ	OPP
Scoring	876	1007
Points per game	67.4	77.5
Scoring margin	-10.1	-
Field goals-att	305-715	331-736
Field goal pct	.427	.450
3 point fg-att	82-265	102-284
3-point FG pct	.309	.359
3-pt FG made per game	6.3	7.8
Free throws-att	184-232	243-325
Free throw pct	.793	.748
F-Throws made per game	14.2	18.7
Rebounds	375	493
Rebounds per game	28.8	37.9
Rebounding margin	-9.1	-
Assists	151	169
Assists per game	11.6	13.0
Turnovers	149	153
Turnovers per game	11.5	11.8
Turnover margin	+0.3	-
Assist/turnover ratio	1.0	1.1
Steals	86	89
Steals per game	6.6	6.8
Blocks	53	40
Blocks per game	4.1	3.1
Winning streak	0	-
Home win streak	0	-
Attendance	76574	70334
Home games-Avg/Game	7-10939	6-11722
Neutral site-Avg/Game	-	0-0

Team Results

Date	Opponent		Score	Att.
01/06/2024	Georgia	L	68-75	12407
01/09/2024	at Kentucky	L	77-90	20086
01/13/2024	South Carolina	Lot	69-71	11135
01/16/2024	at Alabama	L	75-93	11569
01/20/2024	Florida	L	67-79	11489
01/23/2024	at Texas A&M	L	57-63	9623
01/27/2024	at South Carolina	L	64-72	13553
01/31/2024	Arkansas	L	84-91	11020
02/03/2024	at Vanderbilt	L	61-68	6905
02/07/2024	Texas A&M	L	60-79	9814
02/10/2024	Mississippi St.	L	51-75	10620
02/17/2024	at Ole Miss	L	76-79	8598
02/20/2024	Tennessee	L	67-72	10089