



# GEORGIA BASKETBALL



SID: MIKE MOBLEY // EMAIL: MMOBLEY@SPORTS.UGA.EDU // PHONE: 706-540-7486

## ► 2023-24 SCHEDULE

**OVERALL RECORD: 14-9**

**HOME: 11-3 | AWAY: 3-3 | NEUTRAL: 0-3**

**SEC RECORD: 4-6**

**HOME: 2-3 | AWAY: 2-3**

### NOVEMBER

6	& vs. Oregon (truTV)	L	71-82
10	Wake Forest (SECN)	W	80-77
12	N.C. Central (SECN+)	W	64-54
17	# vs. 12/11 Miami (Fla.) (CBSSN)	L	68-79
19	# vs. Providence (CBSSN)	L	64-71
24	Winthrop (SECN+)	W	78-69
29	% at Florida State (ACCN)	W	68-66

### DECEMBER

1	Mercer (SECN+)	W	80-69
5	Georgia Tech (SECN)	W	76-62
16	High Point (SECN)	W	66-58
20	Mount St. Mary's (SECN+)	W	94-82
22	North Florida (SECN+)	W	78-60
30	Alabama A&M (SECN+)	W	93-73

### JANUARY

6	* at Missouri (SECN)	W	75-68
10	* Arkansas (ESPN)	W	76-66
13	* 5/5 Tennessee (ESPN2)	L	79-85
16	* at South Carolina (ESPN)	W	74-69
20	* at 8/10 Kentucky (SECN)	L	96-105
24	* LSU (SECN)	W	68-66
27	* at Florida (ESPN2)	L	OT-98-102
31	* 24/22 Alabama (SECN)	L	76-85

### FEBRUARY

3	* South Carolina (SECN)	L	62-72
7	* at Mississippi State (SECN)	L	62-75
10	* at Arkansas (SECN)		6:00
17	* Florida (SECN)		1:00
21	* at Vanderbilt (SECN)		8:30
24	* Auburn (SECN)		6:00
27	* at LSU (SECN)		7:00

### MARCH

2	* Texas A&M (SECN)		6:00
5	* Ole Miss (SECN)		7:00
9	* at Auburn (SECN)		6:30
13-17	SEC Tournament		

& Naismith Hall of Fame Series (Las Vegas)  
# Baha Mar Championship (Nassau, Bahamas)  
% ACC/SEC Challenge  
\* SEC Games  
ALL TIMES EASTERN

## PRO-NUN-SEE-Ā-SHUN GUY'D

0	JABRI (Juh-bree) ABDUR-RAHIM (ab-duhr rah-heem)
2	LAMARIYON (luh-mar-ee-on) "MARI" (mar-ee) Jordan
4	Silas DEMARY (DEM-uh-REE) Jr.
5	Frank ANSELEM-IBE (ann-suh-lem ee-bay)
10	RJ SUNUHARA (soon-uh-har-uh)
12	Matthew-Alexander MONCRIEFFE (mahn-creef)
22	Brandon KLATSKY (klat-ski)
24	Jaden NEWELL (new-uhl)
54	Rusel TCHEWA (chee-wuh)

## GAME 24

# GEORGIA AT ARKANSAS

Saturday, February 10 || 6:00 p.m. ET || Bud Walton Arena (19,200) || Fayetteville, Ark.



## BULLDOGS

Records: 14-9 overall, 4-6 SEC  
Head Coach: Mike White  
Record at UGA: 30-25 (2nd season)  
Career Record: 273-153 (13th season)

## TV: SEC NETWORK

PLAY-BY-PLAY: Mike Morgan  
COLOR ANALYST: Joe Kleine

## RADIO: Georgia Bulldog Network (SiriusXM 391)

PLAY-BY-PLAY: Scott Howard  
COLOR ANALYST: Chuck Dowdle  
PRODUCER: Adam Gillespie

## GEORGIA'S MOST RECENT STARTERS

GEORGIA'S MOST RECENT STARTERS							GP-GS	MPG	PPG	RPG	Ast.	Bk.	Stl.
3	Noah Thomasson	6-4	210	Gr.	G	Houston, Texas	23-23	27.7	12.3	2.9	37	1	13
4	Silas Demary Jr.	6-5	190	Fr.	G	Raleigh, N.C.	23-23	26.6	9.5	4.1	56	10	33
10	RJ Sunahara	6-8	205	Gr.	F	Bay Village, Ohio	12-11	10.3	1.9	1.6	5	3	4
11	Justin Hill	6-0	185	Sr.	G	Houston, Texas	23-1	24.1	8.6	2.0	85	0	14
54	Russel Tchewa	7-0	275	Gr.	C	Douala, Cameroon	23-23	24.0	7.1	6.8	22	16	12

## BULLDOGS OFF THE BENCH

BULLDOGS OFF THE BENCH							GP-GS	MPG	PPG	RPG	Ast.	Blk.	Stl.
1	Jabri Abdur-Rahim	6-8	215	Sr.	G	South Orange, N.J.	23-22	26.7	13.2	3.8	8	7	18
0	Blue Cain	6-5	194	Fr.	G	Knoxville, Tenn.	23-0	19.6	7.3	1.9	20	6	14
5	Frank Anselem-Ibe	6-10	215	Sr.	C	Lagos, Nigeria	17-0	8.5	2.6	1.9	2	14	1
12	Matthew-Alexander Moncrieffe	6-8	217	Sr.	F	Toronto, Ontario	10-3	10.0	1.2	2.1	6	8	2
13	Dylan James	6-9	207	Fr.	F	Winter Haven, Fla.	8-0	8.3	2.3	1.3	5	3	2
15	RJ Melendez	6-7	210	Jr.	G	Arecibo, P.R.	23-7	22.9	10.7	4.5	24	5	30
22	Brandon Klatsky	6-4	170	R-Fr.	G	Colts Neck, N.J.	2-0	2.0	0.0	0.0	0	0	0
23	Jalen DeLoach	6-9	220	Jr.	F	Savannah, Ga.	19-2	12.5	3.5	3.5	10	8	9
24	Jaden Newell	6-8	219	R-Fr.	F	Destin, Fla.	2-0	2.8	1.0	0.5	0	0	1

## THE STARTING FIVE:

- Georgia travels to Fayetteville on Saturday to face Arkansas in its second round trip of the week. The Bulldogs dropped a 75-62 decision at Mississippi State on Wednesday.
- Georgia is 24-1 when holding its opponents to less than 70 points during Mike White's two seasons with the Bulldogs – 2-0 in 40s, 7-0 in the 50s and 15-1 in the 60s.
- Georgia will play 17 regular-season games against teams mentioned in Tuesday's edition of ESPN.com's Bracketology...54.8 percent of the Bulldogs' schedule. Of those, 14 contests are versus projected tourney teams and three are against "first teams out."
- Georgia entered this weekend No. 17 nationally in bench points, with UGA's reserves contributing 29.8 ppg. The Bulldogs have won the bench point battle in 20 of 23 games and sport a scoring margin of +304 (+13.2 ppg).
- Georgia is one of three teams with a higher scoring offense in SEC games over non-conference play. The Bulldogs put up 75.4 ppg in 13 non-league games before averaging 76.6 in SEC outings (+1.2 ppg).

## ► INDIVIDUAL LEADERS & TALE OF THE TAPE

GEORGIA					ARKANSAS				
INDIVIDUAL	TEAM	STATISTIC	TEAM	INDIVIDUAL	INDIVIDUAL	TEAM	STATISTIC	TEAM	INDIVIDUAL
Jabri Abdur-Rahim	13.2	75.9	Points Per Game	75.9	17.8	Tramon Mark			
Frank Anselem-Ibe	.591	.429	Field Goal Pct.	.443	.630	Makhi Mitchell			
Jabri Abdur-Rahim	2.4	8.4	3-Pointers Per Game	6.0	1.5	Khalif Battle			
Jabri Abdur-Rahim	.387	.352	3-Point Pct.	.320	.388	Khalif Battle			
Jabri Abdur-Rahim	.873	.726	Free Throw Pct.	.720	.833	El Ellis			
Russel Tchewa	6.8	36.4	Rebounds Per Game	36.0	6.5	Trevon Brazile			
Justin Hill	3.7	12.2	Assists Per Game	11.5	2.1	Davonte Davis			
Justin Hill	2.58	1.04	Assist-to-Turnover Ratio	0.95	2.00	Davonte Davis			
Frank Anselem-Ibe	0.8	3.5	Blocks Per Game	6.5	1.3	Trevon Brazile			
Silas Demary Jr.	1.4	6.7	Steals Per Game	5.5	1.1	Tramon Mark			
Noah Thomasson	27.7		Minutes Per Game		28.9	Davonte Davis			

GEORGIA VS. ARKANSAS GAME NOTES // 1

## ► INSIDE THE SERIES(ES)

### TODAY: ARKANSAS

GAMES:	43
STANDING:	UA leads, 26-17
LAST WIN:	76-66 on 1/10/24
LAST HOME WIN:	76-66 on 1/10/24
LAST ROAD WIN:	60-59 in 2/2/11
LAST NEUTRAL WIN:	77-64 in 3/11/10
LAST LOSS:	65-97 on 2/21/23
LAST HOME LOSS:	73-99 on 2/2/22
LAST ROAD LOSS:	65-97 on 2/21/23
LAST NEUTRAL LOSS:	49-60 on 3/14/15
LARGEST VICTORY:	21, 71-50 on 1/31/04
LARGEST DEFEAT:	32, 65-97 on 2/21/23
CURRENT STREAK:	W1

### LAST 5 MEETINGS (UA, 3-2)

2/29/20	Athens	W	99-89
1/9/21	Fayetteville	L	69-99
2/2/22	Athens	L	73-99
2/21/23	Fayetteville	L	65-95
1/10/24	Athens	W	76-66

### UP NEXT: FLORIDA

GAMES:	228
STANDING:	UF leads, 123-105
LAST WIN:	61-55 on 3/2/19
LAST HOME WIN:	72-60 on 1/30/18
LAST ROAD WIN:	61-55 on 3/2/19
LAST NEUTRAL WIN:	72-70 on 3/12/88
LAST LOSS:	67-77 on 2/28/23
LAST HOME LOSS:	67-77 on 2/28/23
LAST ROAD LOSS:	98-102 (OT) on 1/27/24
LAST NEUTRAL LOSS:	57-74 3/9/07
LARGEST VICTORY:	28, 2x last 76-48 in 1/30/80
LARGEST DEFEAT:	33, 63-96 in 3/4/67
CURRENT STREAK:	L9

### LAST 5 MEETINGS (UF, 5-0)

2/9/22	Gainesville	L	63-72
2/26/22	Athens	L	72-84
1/7/23	Gainesville	L	75-82
2/28/23	Athens	L	67-77
1/27/24	Gainesville	L	OT-98-012

## ► UGA QUICK FACTS

LOCATION:	Athens, Ga.
ENROLLMENT:	40,607 (30,714 undergrad)
FOUNDED:	1785
CONFERENCE:	Southeastern
NICKNAME:	Bulldogs
MASCOT:	Uga XI
COLORS:	Red & Black
PRESIDENT:	Jere W. Morehead (UGA J.D. '80)
FACULTY ATHLETICS REPRESENTATIVE:	David Shipley (Oberlin '72)
J. REID PARKER DIRECTOR OF ATHLETICS:	Josh Brooks (LSU '02)

### UGA: FIRST & STILL FOREMOST

- The University of Georgia was chartered on Jan. 27, 1785 – two years before the U.S. Constitution was signed and four years prior to George Washington was inaugurated as President.
- The nation's first state-chartered university, UGA serves as the birthplace of public higher education in the U.S.
- UGA has been ranked among the nation's top-25 public universities by U.S. News & World Report every year since 2000. UGA was No. 20 in the most recent rankings released in Sept. 2023.

## THE OPENING TIP

The Georgia Bulldogs will play their second road game of the week on Saturday when they face Arkansas at Bud Walton Arena in Fayetteville.

Georgia is currently 14-9 overall and 4-6 in SEC play and looking to snap a pair of losing streaks, a four-game overall skid and a three-game string of road losses.

The four-game losing streak has featured a quartet of competitive and somewhat dramatic setbacks. The Bulldogs rallied from 21 points down to force overtime at Florida before falling 102-98. Georgia then owned double-digit leads over both No. 24/22 Alabama and South Carolina before the Tide and Gamecocks rallied. The Bulldogs led for a combined 56:55 of those contests – 33:49 against Alabama and 23:06 versus South Carolina. Georgia trimmed a 13-point deficit to three in Starkville before State surged to victory.

The 2023-24 campaign has been a streaky one for the Bulldogs. Contrary to Georgia's current situation, the Bulldogs recorded winning streaks of 10 games overall, 10 contests at Stegeman Coliseum and three road outings earlier this season.

Jabri Abdur-Rahim leads a trio of Bulldogs scoring at a double-digit pace for Georgia at 13.2 ppg, largely due to shooting team-high percentages of .387 from 3-point range and .873 at the free throw line. Noah Thomasson and RJ Melendez are contributing 12.3 ppg and 10.7 ppg, respectively.

Georgia has been more productive and balanced offensively in conference action. The Bulldogs are one of three teams – along with LSU and Tennessee – with a higher scoring offense in SEC play over non-conference game. While Abdur-Rahim and Thomasson sport the same scoring averages in non-conference and SEC play, three Bulldogs have upped their scoring by 2.0 ppg or more against conference competition – Russel Tchewa is +2.4 ppg, Silas Demary Jr. is +2.3 ppg and Melendez is +2.0 ppg.

## SCOUTING THE HOGS

Arkansas is 11-11 overall and 2-7 in the SEC this season and is coming off an open midweek date. The Razorbacks were 9-4 in non-conference play and climbed as high as No. 14 in the AP and coaches polls earlier this season.

Tramon Mark leads the Razorbacks offensively, averaging 17.8 ppg. Khalif Battle sports a second double-digit scoring output as 10.7 ppg. Trevon Brazile is Arkansas' top rebounder, collecting 6.5 rpg.

## SERIES HISTORY WITH ARKANSAS

Arkansas enters Saturday's matchup with Georgia sporting a 26-17 advantage in the all-time series.

One month ago to the day, Justin Hill notched his second-straight season-high scoring output with 19 points and Georgia never trailed en route to a 76-66 win over Arkansas in Athens.

After putting up 16 points at Missouri in the SEC opener, Hill upped that effort by three against the Razorbacks. Noah Thomasson chipped in 15 points and RJ Melendez added 10, largely due to an 8-of-8 night at the line.

The Bulldogs scored the game's first six points and never looked back. The lead bulged to 13 before Georgia settled on a 34-24 halftime lead. Arkansas inched back into the game and pulled with three on three occasions; however, the Bulldogs answered each time – with a Hill jumper, a pair of Jalen DeLoach free throws and a 3-pointer from Jabri Abdur-Rahim.

A complete box score from that game can be found on Page 16 of these Game Notes.

In the most recent matchup in Fayetteville last season on Feb. 21, Kario Oquendo scored 20 points to lead a trio of Bulldogs in double figures in a 97-65 setback to the Razorbacks.

Arkansas grabbed an early lead, gradually expanded that margin to 18-8 with 11:42 left in the first half and led by double digits the rest of the evening.

## LAST TIME OUT

Noah Thomasson knocked down a career-high six 3-pointers en route to his third 20-point outing of the season; however, Mississippi State started and finished quickly en route to a 75-62 win over Georgia on Wednesday night in Starkville.

## ► LAST TIME AT UA

# 28

Arkansas 97,  
Georgia 65

2/21/23 • Fayetteville, Ark.

### GEORGIA (16-12, 6-9)

Player	FGs	3FGs	FTs	Rb	Pf	Pts	A	T	B	S	MP
Roberts	2-9	0-3	0-0	1	2	4	2	2	0	0	28
Oquendo	7-18	2-7	4-5	2	2	20	1	2	0	1	34
Hill	3-7	1-2	3-4	1	2	10	1	1	0	0	24
Moncrieffe	1-3	0-0	1-3	5	2	3	0	3	0	0	18
Bridges	2-7	0-0	4-4	8	2	8	1	0	0	0	24
Abdur-Rahim	3-6	2-4	4-5	3	4	12	0	0	0	0	27
Holt	0-0	0-0	0-0	1	0	0	0	0	0	0	2
Anselem	0-0	0-0	5-6	5	0	5	0	1	0	0	13
Etter	0-0	0-0	0-0	1	1	0	0	0	0	0	9
McBride	0-0	0-0	0-0	0	2	0	0	1	0	0	4
Ingram	1-2	1-2	0-0	0	2	3	1	2	1	2	17
TEAM				2		1					
TOTALS	19-52	6-18	21-27	29	19	65	6	13	1	3	200

### ARKANSAS (19-9, 8-7)

Player	FGs	3FGs	FTs	Rb	Pf	Pts	A	T	B	S	MP
Black	5-7	0-1	0-2	4	2	10	8	0	0	2	31
Smith	9-14	5-8	3-4	1	3	26	2	1	0	0	28
Davis	2-2	0-0	0-0	1	2	4	3	2	0	0	29
Walsh	2-6	1-3	4-5	7	3	9	0	0	0	2	21
Mitchell	3-4	0-0	1-1	5	2	7	4	0	1	1	24
Council	9-16	3-6	1-2	3	1	22	4	0	1	2	28
Pinion	2-2	2-2	0-0	0	1	6	0	0	0	0	4
Graham	3-4	0-0	2-5	5	1	8	2	2	2	0	18
Dunning	0-1	0-0	0-0	0	0	0	0	0	0	0	3
Arbogast	0-0	0-0	0-0	0	0	0	0	0	0	0	1
Mitchell	1-1	0-0	0-0	4	3	2	1	0	0	0	8
Ford	0-0	0-0	0-0	2	0	0	2	0	0	0	4
Blake	1-1	0-0	1-3	0	0	3	0	0	0	0	1
TEAM				1							
TOTALS	37-58	11-20	12-22	33	18	97	26	5	4	7	200

Score by Periods	1st	2nd	Tot.	Deadball Rebs.	Tot.
Georgia	23	42	65	Georgia	3
Arkansas	43	54	97	Arkansas	5

OFFICIALS: Rob Rorke, K.B. Burdett Jr, Don Daily. ATT: 19200.

	UGA	UA
Points in the paint	24	40
Points off turnovers	6	20
2nd chance points	8	7
Bench points	20	41

## NEXT GEN TOP DAWG

Asa Newell, the No. 8 overall prospect in the 247Sports.com composite rankings for the Class of 2024, inked scholarship papers with Georgia during the NCAA's fall signing period. The 6-10, 215-pound power forward is the fifth top-100 prospect to sign with Georgia in the last two recruiting classes.

Newell was one of 12 players selected by USA Basketball for the National Team that will face a team of World team of top 19-and-under international players in the Nike Summit on April 13 in Portland, Ore.

Newell, the younger brother of current Bulldog Jaden Newell, is the second-highest ESPN.com and third-highest 247Sports.com ranked recruit to sign with Georgia during the internet era. He trails only Anthony Edwards (No. 4 in 2019) on the ESPN.com ledger and only Edwards (No. 2) and Lou Williams (No. 6 in 2005) in the 247Sports.com composite list. Edwards went on to become the No. 1 overall pick in the 2020 NBA Draft and is a rising superstar with the Minnesota Timberwolves, while Williams elected to turn pro and enjoyed a 17-year NBA career that includes three NBA Sixth Man of the Year awards.

Newell was a member of USA National Teams for FIBA World Cups the past two summers, capturing a Gold Medal at the 2022 U17 tourney and finishing fourth at the 2023 U19 event.



State build a 10-point lead with just over eight minutes remaining in the first half and expanded that margin to 56-43 with 9:29 left in the contest. Georgia used a 10-0 surge to close the gap to 56-53 at the 6:21 mark before State answered with back-to-back 3-pointers to regain a nine-point advantage just 54 seconds later.

"I thought there was some growth there," head coach Mike White said. "Down three points on the road in the SEC with a few minutes to go, we gave ourselves a chance. The final score I don't think indicates how close the game was down the stretch. The effort was there, the physicality was there, and I thought our guys played really hard."

## GEORGIA'S MAGIC NUMBER IS ON THE "OTHER" END OF THE FLOOR

The 13th and final rule Dr. James Naismith listed when creating basketball was "The side making the most goals in that time shall be declared the winner." Quite simply, the team that scores the most points wins.

For Georgia, the number of points the opposing team scores has been an extremely strong indicator of success during Mike White's two seasons with the Bulldogs.

Georgia is 24-1 when holding its opponents to less than 70 points during that span and 6-24 when opponents reach the 70-point plateau. The lone loss on that ledger was a 61-55 setback at South Carolina in the 2022-23 regular-season finale.

## DOGS' DEFENSE IS NATION'S MOST IMPROVED OVER TWO SEASONS

Georgia has climbed 251 spots in kenpom.com's defensive efficiency rankings during Mike White's two seasons with the Bulldogs, the biggest jump of any Division I program.

Georgia entered this weekend ranked No. 67 nationally on the defensive end. That's after the Bulldogs finished No. 318 during the 2021-22 season. Georgia's ascension is 32 positions more than any other program. New Mexico is second at 219, moving from No. 243 in 2021-22 to No. 24 this season.

## NINE BULLDOGS GET STARTING NOD

Nine Georgia players have been used to comprise six different starting fives this season.

The Bulldogs mixed and matched seven players to form three different starting quintets over the first 10 outings.

Georgia then settled into the same starting unit for the next 10 contests.

Over the last four games, the Bulldogs have used three different sets of starters.

Silas Demary Jr., Russel Tchewa and Noah Thomasson are the three constants who have started every game this season.

## BULLDOGS' BENCH PROVIDING PRODUCTIVITY

Georgia entered this weekend ranked No. 17 nationally in benching scoring at 29.8 ppg – 39.2 percent of the Bulldogs' average of 75.9 ppg.

The Bulldogs' reserves have outscored their counterparts in 20 of 23 games – every outing other than versus Oregon, at No. 8/10 Kentucky and against South Carolina in Athens.

Georgia sports an impressive +304 scoring margin in bench points – an advantage of +13.2 ppg.

The bench has been even more impressive in SEC play. Through 10 contests, Georgia's reserves are +140 (+14.0 ppg) versus league competition.

## ▶ MIKE WHITE BIO



### MIKE WHITE QUICK FACTS

- Named UGA Basketball's 23rd head coach at 7:54 p.m. ET on March 13, 2022 – just as the NCAA Selection Show ended.
- In 27 seasons as a player and coach, has been part of teams that captured seven conference regular-season titles and earned 17 postseason bids.
- Owns the unique distinction of being named Coach of the Year in three different conferences – 2017 SEC, 2015 Conference USA and 2014 WAC.
- As a head coach, eight of his 12 teams reached 20 wins and nine of 11 earned postseason bids. In 2020, when the NCAA Tournament was canceled, UF was a consensus NCAA pick.
- Florida was one of only six DI programs to win a game during the four NCAA Tournaments held between 2017-21, including a trip to the 2017 "Elite Eight."
- Led Louisiana Tech to three conference titles – 2013 WAC and 2014 and 2015 Conference USA – and produced the best winning percentage (.716) of any coach in program history.
- As an assistant and associate head coach at Ole Miss and Jacksonville State, helped five teams reach 20 wins during his 11 seasons, with the Rebels capturing 2007 and 2010 SEC West titles.
- As a player, was a four-year starter at Ole Miss, including SEC West title teams in 1997 and 1998, and helped the Rebels string together three-consecutive NCAA Tournament bids from 1997-99
- Lists his proudest playing moment as dribbling out the clock of a 72-70 win over Villanova in 1999 to give Ole Miss its first NCAA Tournament victory.
- Married to the former Kira Zschau, an All-SEC volleyball player who has a law degree from Ole Miss, with five children – daughters, Rylee and Maggie; and sons, twins Collin and Keegan and Dillon.

## WHITE SEASON-BY-SEASON

LOUISIANA TECH: 101-40 (.716)			
SEASON	OVERALL	CONF.	POST
2011-12	18-16	6-8	
2012-13	27-7	16-2	NIT
2013-14	29-8	13-3	NIT
2014-15	27-9	15-3	NIT
FLORIDA: 142-88 (.617)			
SEASON	OVERALL	CONF.	POST
2015-16	21-15	9-9	NIT
2016-17	27-9	14-4	NCAA
2017-18	21-13	11-7	NCAA
2018-19	20-16	9-9	NCAA
2019-20	19-12	11-7	Canceled
2020-21	15-10	9-7	NCAA
2021-22	19-13	9-9	NIT
GEORGIA: 30-25 (.545)			
SEASON	OVERALL	CONF.	POST
2022-23	16-16	6-12	
2023-24	14-9	4-6	



## ► DOGS IN THE PROS

### CURRENT NBA PLAYERS

#### Kentavious Caldwell-Pope

- The 2013 SEC Player of the Year who is in his 11th season in the league after being the No. 8 overall pick by Detroit in the 2013 NBA Draft.
- **Starter for two NBA Championship teams over the past four seasons – the 2020 L.A. Lakers and the 2023 Denver Nuggets.**
- One of just 33 players to win NBA titles with multiple franchises.

#### Nicolas Claxton

- Selected by Brooklyn with the first pick of the second round in the 2019 NBA Draft, the No. 31 overall player chosen.
- Started 76 games for the Nets during the 2022-23 season, averaging 12.6 ppg and 9.2 rpg.
- **Led the NBA in field goal percentage in 2022-23 (705) and finished second in blocks (2.5 bpg).**

#### Anthony Edwards

- The 2020 SEC Freshman of the Year who was then selected by Minnesota with the No. 1 overall pick in the 2020 Draft.
- **Named an NBA All-Star in 2023, joining Dominique Wilkins as the only former Bulldog to play in the All-Star game.**
- Led the Timberwolves to back-to-back Playoff appearances in 2022 and 2023, a first for the franchise since.
- Scored 4871 points (21.8 ppg) in his first three seasons in the NBA.

#### Terry Roberts

- Georgia's leading scorer last season has joined the Long Island Nets, the NBA G League affiliate of the Brooklyn Nets.

### CURRENT BULLDOGS OVERSEAS

#### Aaron Cook

- Peja of the Kosovo's Superliga

#### Tyree Crump

- Al Kohr of Qatar's QBL

#### Nemanja Djuricic

- Ostrow Wielkopolski of Poland's OBL

#### Mike Edwards

- Orji of Georgia's Superleague

#### John Florveus

- Levsk of the Bulgaria's NBL

#### J.J. Frazier

- Bornova Belediye of Turkey's TBL

#### Rayshaun Hammonds

- Avtodor of the Russia's VTB United League

#### Jordan Harris

- Circus Brussels of Belgium's PBL

#### Jailyn Ingram

- Gostivar of North Macedonian's Prva Liga

#### Travis Leslie

- Kazma of Kuwait's D1

#### Yante Maten

- San-en NP of Japan's B1 League

#### Derek Ogbeide

- Pistoia of Italy's Serie A

#### Gerald Robinson

- Scafati of Italy's Serie A

#### Terrance Woodbury

- Kumamoto Volters of Japan's B2 League

## DESIGNER GENES

We believe that Georgia Basketball's family tree may be the most athletic in the country. Almost every Bulldog has immediate family who competed at the collegiate or professional levels, including:

**Jabri Abdur-Rahim** – his dad, Shareef, was a 2000 Olympic Gold Medalist, 2002 NBA All-Star and current president of the NBA's G League; and five of his uncles (Amir, Muhammad, Tahir, Bilal and Malik) played college basketball.

**Blue Cain** – his mom, the former Myriah Lonergan, played basketball at George Washington and is in GWU's Athletic Hall of Fame; his dad, Chris, played golf at Duke; and his sister, Sophie, is a senior setter on Appalachian State's volleyball team.

**Jalen DeLoach** – his brother, Kalen, is in his third season as a starting linebacker at Florida State; and his sister, Taylor, was a Big Ten champion in the 400-meter relay at Ohio State.

**Silas Demary Jr.** – his dad, Silas Sr., played at Virginia State and was the 2005 Arena Football League Defensive Player of the Year for the L.A. Avengers.

**Justin Hill** – his dad, Keith, played basketball at Michigan State and New Mexico State, where he helped the Aggies reach the NCAA

Tourney; his mom, the former Donna Holt (pictured above), played basketball at Virginia, where she was 1988 ACC Player of the Year and was named to the ACC's Silver Anniversary team in 2002;

**Dylan James** – his brother, Dorian, is a redshirt senior of North Florida's basketball team; and two additional siblings – brother Darius and sister Charla – played basketball at Lynn University.

**Markel Jennings** – is distant cousins on his dad's side with NFL players Vernon and Vontae Davis, who both were multiple Pro Bowl selections.

**Brandon Klatsky** – his dad, Brian, played college basketball at DIII Skidmore; and his brother, Alex, is a redshirt senior on Florida's basketball team.

**Jaden Newell** – his brother, Asa, the No. 8 overall prospect in 247Sports.com Class of 2024 composite rankings, has signed to join him in Athens next season.

**RJ Sunahara** – his dad, Reed, was a two-time All-American in volleyball at UCLA and is the current women's volleyball coach at West Virginia; his mom, the former Laura Rekstis, played volleyball at Cincinnati; his grandfather, Peter Rekstis, played football at Cincinnati; his uncle, Chet Moeller, played football at Navy and was inducted into the College Football Hall of Fame in 2010.

**Noah Thomasson** – his dad, Leon, played football at Texas Southern and for the Atlanta Falcons; and he's distant cousins with Spud Webb on his mom's size.



Justin Hill's mother, the former Donna Holt, was 1988 ACC Player of the Year and owns the league's single-season and career steals records.

### DOGS' STATS TRENDING UPWARD IN SEC PLAY

Generally, teams' statistical performances slip slightly once SEC play starts...the whole tougher competition thing.

**Conversely, several of Georgia's stats have improved over the Bulldogs' non-conference numbers as outlined to the right.**

The Bulldogs are one of only three league teams – along with Tennessee and LSU – scoring more points and SEC foes than they did during November and December.

### INDIVIDUAL SCORING IN SEC ACTION UP TOO

As you would expect with Georgia's team scoring offense improving during SEC play.

While Jabri Abdur-Rahim and Noah Thomasson – the Bulldogs' two leading scorers – are averaging the same scoring output during both non-conference and SEC play, three Bulldogs have increased their point production by 2.0 ppg or more as outlined to the right.

### A VERY "MADDENING" SCHEDULE

Georgia's 31-game regular-season slate includes 17 matchups – 54.8 percent of the schedule – against teams mentioned in the most recently published edition of ESPN.com's Bracketology. Of those, 14 games are against teams projected to reach the tournament and three are versus schools listed among the "first teams out" of the bracket.

**Six of the Bulldogs' eight remaining regular-season outings are against teams now featured in the 68-team field.**

### ► NON.CONF. VS. SEC

STAT	NON	SEC
Scoring Offense.....	75.4	76.6
3FG Pct.....	.344	.362
3FGs Per Game.....	8.0	8.9
Free Throw Pct.....	.696	.771

### ► SEC PPG INCREASES

PLAYER	NON	SEC
RJ Melendez.....	9.8	11.8
Silas Demary Jr. ....	8.5	10.8
Russel Tchewa .....	6.1	8.5

In addition, Georgia defeated another projected tourney team, Eastern Kentucky, in a preseason charity exhibition.

## UGA STUDENTS PACKING STEGEMAN

During each of Georgia's five home SEC contests, the Stegeman Coliseum student section has overflowed its capacity of 2,065. When more than 2,065 students show up and there are still remaining unsold seats in Stegeman, they are allowed to occupy the empty locations.

Georgia drew 3,026 students for Arkansas; 2,330 for Tennessee; 2,806 for LSU; 3,208 for Alabama; and 2,726 for South Carolina.

**The Stegeman student capacity for five games should be 10,325. In reality, 13,629 students have come through the turnstiles for those contests. The student attendance average of 2,726 per game is 137 percent of "capacity."**

## MELENDEZ HAS BULLDOGS' BIGGEST GAME EVER OFF BENCH...WE THINK

**RJ Melendez's 35-point performance at Florida on Jan. 27 tied the 20th-highest single-game output ever by a Georgia Bulldog. It may be the most points ever by a Bulldog off the bench.**

Box scores determined the vast majority of the scoring efforts tied with and ahead of Melendez were done by starters. In fact, there are only four performances where research has yet to confirm were accomplished by starters as *outlined to the right*.

It's hard to fathom that Alfred Scott did not start Georgia's 122-2 – *yes 122-2, that's not a typo* – win over Southeast Christian on Jan. 12, 1918. FYI, that performance stands as the largest margin of victory by any Division I team.

Jacky Dorsey was known to start throughout his career in Athens; however, box scores for the two games haven't been located...*we've emailed LSU and Southern Miss, by the way*.

Zippy Morocco's contest came during the same season when he set what was the SEC's season scoring record, compiling 590 points...*and we've emailed Tennessee too*.

### ▶ DID HE GET THE NOD???

#### PTS. PLAYER, GAME

62	Alfred Scott vs. SE Christian (1/12/1918)
43	Jacky Dorsey vs. So. Miss (12/21/74)
41	Jacky Dorsey vs. LSU (1/20/75)
38	Zippy Morocco vs. Tennessee (2/25/53)

## ANY SCORING COMPARISON TO "ANT" IS IMPRESSIVE

Jabri Abdur-Rahim's 34 points at No. 8/10 Kentucky represented the most by a Bulldog versus a top-10 team since Anthony Edwards' 37-point showing against No. 3 Michigan State on Nov. 26, 2019 in the 2019 Maui Jim Maui Invitational.

Silas Demary Jr.'s 22 points at Kentucky represented the most by a Georgia freshman against a top-10 team since Edwards' 37-point showing against Spartans in Maui.

FYI, Edwards scored 33 points in the second half against the Spartans and those 20 minutes played a pivotal part in him becoming the No. 1 overall pick in the 2020 NBA Draft.

## "DON'T LOOK, ETHEL!"...OF BULLDOGS' STEAKS AND STUFF

Much of Georgia's 2023-24 season has been of the streaky nature.

**Georgia put together a 10-game winning streak from Nov. 24-Jan. 10, tying the fourth-longest in program history and the longest in 75 years since the 1947-48 season as outlined to the right.**

**Within their 12-3 start, the Bulldogs were 10-0 at Stegeman, equaling the seventh-longest home winning streak and the fifth-longest home streak since Georgia moved into the Coliseum in 1964.**

**Georgia, which was a combined 1-20 in road games during the 2021-22 and 2022-23 seasons, won its first three road outings during the 2023-24 campaign at Florida State, Missouri and South Carolina. That made the Bulldogs one of the five last D-I teams with a perfect road record before UGA's initial road setback at Kentucky on Jan. 20.**

## WHITE BEGINS SEC SLATES WITH WINS

Georgia started SEC play with victories in both of Mike White's first two seasons at UGA, winning at Missouri, 75-68, on Jan. 6 and topping No. 22 Auburn, 76-64, a year ago.

**White is the first Georgia men's basketball coach to begin SEC play with a 1-0 record in his first two seasons since...Ralph "Shug" Jordan during the 1946-47 and 1947-48 campaigns. Jordan left Athens in 1951 to become the head football coach at Auburn, his alma mater, where he is now a namesakes of the school's Jordan-Hare Stadium.**

**White then became the first UGA coach ever to start his first two seasons 3-1 in SEC play.**

## A CHALLENGING SLATE OUT OF THE GATE

**Georgia was the only Power conference team to open the 2023-24 season with back-to-back outings against other Power conference programs. The Bulldogs began the year against Oregon in a Naismith Hall of Fame Series date at T-Mobile Arena in Las Vegas before hosting Wake Forest.**

**The Power heavy schedule didn't stop there.**

## ▶ HIGHS & LOWS

### UNDER MIKE WHITE

#### Longest Winning Streak:

.....10, current 11/24/23-1/10/24

#### Longest SEC Winning Streak:

.....2, 3x most recent 1/6/24-1/10/24

#### Longest Home Winning Streak:

.....10, 2x most recent 11/24/23-1/10/24

#### Longest Losing Streak:

.....6 from 2/18/23-3/8/23

#### Most points in a game:

.....96 vs. Kentucky (1/20/24)

#### Most points in a regulation game:

.....96 vs. Kentucky

#### Most points in a home game:

.....94 vs. Mount St. Mary's (12/20/23)

#### Most points in a road game:

.....98 vs. Florida (1/27/24)

#### Most points in a win:

.....94 vs. The Mount

#### Most points in a loss:

.....98 vs. Florida (1/27/24)

#### Fewest points in a game:

.....41 vs. Tennessee (1/25/23)

#### Most points allowed in a game:

.....108 vs. Alabama (2/18/23)

#### Most points allowed in a home game:

.....85, 4x last Alabama (1/31/24)

#### Most points allowed in a road game:

.....108 vs. Alabama (2/18/23)

#### Most points allowed in a win:

.....82 vs. Mount St. Mary's (2/20/23)

#### Fewest points allowed in a win:

.....46 vs. Florida A&M (12/2/22)

#### Largest victory margin:

.....22, 68-46 vs. Florida A&M (12/2/22)

#### Largest victory margin in an SEC game:

.....12, 76-64 vs. Auburn (1/4/23)

#### Largest victory margin at home:

.....22, 68-46 vs. Florida A&M (12/2/22)

#### Largest victory margin on road:

.....7, 75-68 vs. Missouri (1/6/24)

#### Largest lead:

.....33, 75-42 vs. Alabama A&M (12/20/23)

#### Largest lead in a loss:

.....16, 37-21 (lost 85-76) vs. Alabama (1/31/2024)

#### Largest deficit:

.....50, 100-50 vs. Alabama (2/18/23)

#### Largest deficit in a win:

.....17, 61-44 at Florida State (11/29/23) (won 68-66)

#### Highest FG percentage:

......534 (31-58) vs. Ga Tech (12/6/22)

#### Highest FG percentage in an SEC game:

......500 (31-62) vs. Kentucky (1/20/24)

#### Lowest FG percentage – overall & in SEC game:

......291 (16-55) vs. Tennessee (1/25/23)

#### Most 3FGs – overall & in SEC game:

.....14, twice last vs. Tennessee (1/13/24)

#### Highest 3FG percentage:

......550 (11-20) vs. North Florida (12/22/23)

#### Highest 3FG percentage in an SEC game:

......500 (10-20) vs. Mississippi St. (1/11/23)

#### Lowest 3FG percentage – overall & in SEC game:

......161 (5-31) vs. Texas A&M (2/4/23)

#### Most FTs – overall & in SEC game:

.....35 vs. Kentucky (1/20/24)

#### Highest FT percentage – overall & in SEC game:

......929 (13-14) vs. Ole Miss (1/14/23)

#### Lowest FT percentage – overall & in SEC game:

......417 (5-12) vs. Tennessee (1/25/23)

#### Most assists:

.....21 vs. North Florida (12/22/23)

#### Most assists in an SEC game:

.....16, twice last vs. Kentucky (1/20/24)

#### Most blocks – overall & in SEC game:

.....7, twice last vs. S. Carolina (1/16/24)

#### Most steals:

.....15, twice last vs. Alabama A&M (12/30/23)



## ► SEC STAT LEADERS

### Among leaders overall...

#### Jabri Abdur-Rahim

- is ranked No. 3 in FT pct at .873
- is ranked No. 5 in 3FGs per game at 2.39

#### Silas Demary Jr.

- is ranked No. 13 in steals at 1.43 spg

#### Justin Hill

- is ranked No. 4 in assist-to-TOs at 2.58
- is ranked No. 11 in assists at 3.70 apg

#### Russel Tchewa

- is ranked No. 8 in def. rebs. at 4.78 rpg
- is ranked No. 10 in rebounds at 6.78 rpg
- is ranked No. 13 in off. rebs. at 2.00 rpg

### Among leaders for SEC games only...

#### Jabri Abdur-Rahim

- is ranked No. 4 in 3FGs per game at 2.60
- is ranked No. 6 in 3FG pct. at .351
- is ranked No. 10 in FT pct at .857

#### Justin Hill

- is ranked No. 5 in assists at 4.33
- is ranked No. 5 in assist-to-TOs at 2.26

#### Russel Tchewa

- is ranked No. 5 in def. rebs. at 2.00 rpg
- is ranked No. 6 in rebounds at 7.78 rpg
- is ranked No. 9 in off. rebs. at 2.78 rpg

#### Noah Thomasson

- is ranked No. 11 in 3FGs per game at 2.30

## ► KEEPING AN EYE ON

### Among UGA's career leaders...

#### Jabri Abdur-Rahim is

- 10 3FGs from co No. 13s Ty Wilson and Ray Harrison
- 16 3FGs from No. 12 Kentavious Caldwell-Pope
- 24 3FGAs from No. 17 Ty Wilson
- 27 3FGAs from No. 16 Terrance Woodbury

### Career statistics wise...

#### Justin Hill is

- 8 assists from 400



## FORZA DOGS...GEORGIA'S TOUR OF ITALY

Georgia got a jump on preparations for the 2023-24 season during the summer when the Bulldogs ventured to Italy for a three-game international tour from July 20-29.

On the hardwood, Georgia defeated different teams from the Italian Club Orange Basket Bassano by 39.3 points per game. Each Bulldog dressed out for two of the three games, with nine different players recording one or more double-figure scoring outputs.

Away from basketball, Georgia spent four days in Rome, one day in Florence and two days in Sorrento. The team toured the traditional sites such as The Vatican City, The Colosseum, The Forum, Pompeii, Amalfi and Positano. The Bulldogs also enjoyed a cooking class where they prepared – and then dined on – their own pasta and tiramisu.

Georgia played four of its first five, five of its first seven and six of its first nine games against Power conference foes. Georgia faced 2023 NCAA Tourney teams Miami and Providence at the Baha Mar Hoops Bahamas Championship. The other Power conference dates were wins at Florida State on Nov. 29 and over Georgia Tech on Dec. 5.

All told, 24 of Georgia's 31 regular-season games (.774) during the 2023-24 season are against Power conference teams.

## ABDUR-RAHIM, MELENDEZ OWN TOP-5 SEASON FT PERCENTAGE MARKS

Jabri Abdur-Rahim and RJ Melendez currently now own two of the five best single-season free throw percentages in Georgia Basketball history.

A minimum of 50 made free throws are required for inclusion on the Bulldogs' all-time single-season percentage leaders ledger.

Abdur-Rahim surpassed that standard during the Mount St. Mary's game on Dec. 20, just the 11th outing of the season. He has now connected on 96-of-110 (.873) free throws, which equals the fourth-best percentage in school history as outlined to the right.

Melendez met the 50 makes standard while going 4-of-4 at the stripe versus No. 24/22 Alabama on Jan. 31. He is currently 52-of-60 at the line this season, an 86.7 percent conversion rate that is No. 5 all-time among Bulldogs as outlined to the right.

## JABRI SETS GAME MARK, JOINS CAREER LEADERS TOO

In addition to his aforementioned season efforts, Jabri Abdur-Rahim owns spots among Georgia's best game and career performers among the Bulldogs' best free throw shooters ever.

Abdur-Rahim's school-record 10-of-10 effort against Mount St. Mary's tied Georgia's single-game record, representing the 15th time a Bulldog converted on nine or more FTs in a single contest.

A minimum of 125 made free throws are needed to be featured among UGA's career FT percentage leaders. Abdur-Rahim has made 216-of-262 FTs while at Georgia, a sizzling 82.8 percent that currently has him tied at No. 3 all-time among Bulldogs as outlined to the right.

### ► UGA SEASON FT PCT.

RK.	PLAYER (SEASON).....	PCT.
1.	Channing Toney ('05) .....	.910
2.	Joe Ward ('84) .....	.902
3.	J.J. Frazier ('17) .....	.886
4.	JABRI ABDUR-RAHIM ..	.873
5.	RJ MELENDEZ .....	.867
6.	Lanny Taylor ('70) .....	.864
7.	Christian Wright ('22) .....	.861
8.	Juwan Parker ('18) .....	.859
9.	Jerry Epling ('69) .....	.858
10.	Juwan Parker ('17) .....	.856

### ► UGA CAREER FT PCT.

RK.	PLAYER .....	PCT.
1.	J.J. Frazier .....	.841
2.	Dick McIntosh .....	.831
3.	Juwan Parker .....	.828
4.	JABRI ABDUR-RAHIM ..	.824
5.	Jerry Epling .....	.822

## ► 2023-24 OVERALL STATISTICS (14-9) (HOME: 11-3; ROAD: 3-3; NEUTRAL: 0-3)

NO. PLAYER	G-GS	MP-Avg.	FG-FGA	Pct.	3FG-FGA	Pct.	FT-FTA	Pct.	OR	DR	Tot.-Avg.	PF-DQ	A	TO	B	S	Pts.-Avg
1 ABDUR-RAHIM, Jabri	23-22	614:56-26.7	76-202	.376	55-142	.387	96-110	.873	20	67	87-3.8	59-2	8	24	7	18	303-13.2
3 THOMASSON, Noah	23-23	636:24-27.7	106-247	.429	46-123	.374	25-44	.568	13	54	67-2.9	21-0	37	18	1	13	283-12.3
15 MELENDEZ, RJ	23-7	524:03-22.8	86-194	.443	22-77	.286	52-60	.867	32	71	103-4.5	37-0	24	38	5	30	246-10.7
4 DEMARY JR., Silas	23-23	611:53-26.6	63-149	.423	12-40	.300	81-112	.723	8	86	94-4.1	59-2	56	49	10	33	219-9.5
11 HILL, Justin	23-1	555:05-24.1	67-185	.362	21-70	.300	42-72	.583	5	40	45-2.0	27-0	85	33	0	14	197-8.6
0 CAIN, Blue	23-0	449:44-19.6	65-151	.430	33-88	.375	6-11	.545	7	37	44-1.9	36-0	20	19	6	14	169-7.3
54 TCHEWA, Russel	23-23	551:16-24.0	61-114	.535	0-1	.000	42-58	.724	46	110	156-6.8	51-1	22	39	16	12	164-7.1
23 DELOACH, Jalen	19-2	237:22-12.5	25-51	.490	0-0	.000	16-24	.667	25	42	67-3.5	43-1	10	12	8	9	66-3.5
5 ANSELEM-IBE, Frank	17-0	144:46-8.5	13-22	.591	0-0	.000	18-26	.692	14	18	32-1.9	25-0	2	3	14	1	44-2.6
13 JAMES, Dylan	8-0	66:13-8.3	7-10	.700	3-4	.750	1-4	.250	5	5	10-1.3	7-0	5	5	3	2	18-2.3
10 SUNAHARA, RJ	12-11	123:24-10.3	10-18	.556	1-2	.500	2-2	1.000	4	15	19-1.6	13-0	5	8	3	4	23-1.9
12 MONCRIEFFE, M-A	10-3	100:04-10.0	3-13	.231	0-0	.000	6-11	.545	7	14	21-2.1	10-0	6	9	8	2	12-1.2
24 NEWELL, Jaden	2-0	05:39-2.8	0-0	.000	0-0	.000	2-2	1.000	0	1	1-0.5	2-0	0	2	0	1	2-1.0
22 KLATSKY, Brandon	2-0	03:59-2.0	0-1	.000	0-1	.000	0-0	.000	0	0	0-0.0	0-0	0	0	0	0	0-0.0
Team									48	44	92-4.0			9			
<b>Total</b>	<b>23</b>	<b>4625</b>	<b>582-1357</b>	<b>.429</b>	<b>193-548</b>	<b>.352</b>	<b>389-536</b>	<b>.726</b>	<b>234</b>	<b>604</b>	<b>838-36.4</b>	<b>390-6</b>	<b>280</b>	<b>268</b>	<b>81</b>	<b>153</b>	<b>1746-75.9</b>
<b>Opponents</b>	<b>23</b>	<b>4625</b>	<b>613-1431</b>	<b>.428</b>	<b>173-543</b>	<b>.319</b>	<b>296-409</b>	<b>.724</b>	<b>268</b>	<b>612</b>	<b>880-38.3</b>	<b>433-6</b>	<b>340</b>	<b>279</b>	<b>95</b>	<b>147</b>	<b>1695-73.7</b>

BY PERIOD	1st	2nd	OT	Total
Georgia	820	913	13	1746
Opponents	768	910	17	1695

## TEAM STATISTICS

	UGA	OPP
<b>Scoring</b>	<b>1746</b>	<b>1695</b>
Points per game	75.9	73.7
Scoring margin	+2.2	-
<b>Field goals-att</b>	<b>582-1357</b>	<b>613-1431</b>
Field goal pct	.429	.428
<b>3 point fg-att</b>	<b>193-548</b>	<b>173-543</b>
3-point FG pct	.352	.319
3-pt FG made per game	8.4	7.5
<b>Free throws-att</b>	<b>389-536</b>	<b>296-409</b>
Free throw pct	.726	.724
F-Throws made per game	16.9	12.9
<b>Rebounds</b>	<b>838</b>	<b>880</b>
Rebounds per game	36.4	38.3
Rebounding margin	-1.8	-
<b>Assists</b>	<b>280</b>	<b>340</b>
Assists per game	12.2	14.8
<b>Turnovers</b>	<b>268</b>	<b>279</b>
Turnovers per game	11.7	12.1
Turnover margin	+0.5	-
Assist/turnover ratio	1.0	1.2
<b>Steals</b>	<b>153</b>	<b>147</b>
Steals per game	6.7	6.4
<b>Blocks</b>	<b>81</b>	<b>95</b>
Blocks per game	3.5	4.1
<b>Winning streak</b>	<b>0</b>	<b>-</b>
Home win streak	0	-
<b>Attendance</b>	<b>110228</b>	<b>70582</b>
Home games-Avg/Game	14-7873	6-11764
Neutral site-Avg/Game	-	3-3782

## TEAM RESULTS

DATE	OPPONENT	W-L	SCORE	ATT.
11/06/2023	vs Oregon	L	71-82	7595
11/10/2023	Wake Forest	W	80-77	8176
11/12/2023	N.C. Central	W	64-54	5699
11/17/2023	vs Miami (FL)	L	67-79	1856
11/19/2023	vs Providence	L	64-71	1895
11/24/2023	Winthrop	W	78-69	6046
11/29/2023	at Florida St.	W	68-66	6688
12/01/2023	Mercer	W	80-69	5694
12/05/2023	Georgia Tech	W	76-62	9017
12/16/2023	High Point	W	66-58	6523
12/20/2023	Mount St. Mary's	W	94-82	6045
12/22/2023	North Florida	W	78-60	6603
12/30/2023	Alabama A&M	W	93-73	7793
01/06/2024	at Missouri	W	75-68	12407
01/10/2024	Arkansas	W	76-66	7820
01/13/2024	Tennessee	L	79-85	10523
01/16/2024	at South Carolina	W	74-69	12404
01/20/2024	at Kentucky	L	96-105	20283
01/24/2024	LSU	W	68-66	9243
01/27/2024	at Florida	Lot	98-102	10045
01/31/2024	Alabama	L	76-85	10523
02/03/2024	South Carolina	L	62-72	10523
02/07/2024	at Mississippi St.	L	62-75	8755

## ► BY THE NUMBERS

### GEORGIA'S RECORD IS...

	Overall	SEC	White
Overall	14-9	4-6	30-25
at Stegeman Coliseum:	11-3	2-3	24-7
on the road:	3-3	2-3	4-13
at a neutral site:	0-3	0-0	2-5
Day Games:	6-6	1-3	11-11
Night Games:	8-3	3-3	19-13
In November:	4-3	0-0	10-5
In December:	6-0	0-0	10-1
In January:	4-4	4-4	8-8
In February:	0-2	0-2	2-9
In March:	0-0	0-0	0-2
On Sunday:	1-1	0-0	3-1
On Monday:	0-1	0-0	3-1
On Tuesday:	2-0	0-0	3-6
On Wednesday:	4-2	2-2	9-5
On Thursday:	0-0	0-0	0-0
On Friday:	4-1	0-0	6-2
On Saturday:	3-4	1-4	6-10

### GEORGIA'S RECORD WHEN...

	Overall	SEC	White
Leading at the half:	11-3	3-2	23-8
Trailing (or tied) at the half:	3-6	1-4	7-17
Shooting 50% or better:	4-2	0-2	5-3
Shooting less than 50%:	10-7	4-4	25-22
Opp. shooting 50% or better:	1-4	0-4	1-11
Opp. shooting 50% or less:	13-5	4-2	29-14
UGA outrebounds opponent:	8-1	3-1	19-6
Opp. outrebounds (or ties) UGA:	6-8	1-5	11-19
UGA shooting 70% or better FTs:	8-6	4-5	20-15
UGA shooting 70% or less FTs:	6-3	0-1	10-10
Game is decided by 1-4 points:	3-1	0-1	7-4
Game is decided by 5-10 points:	6-5	3-4	11-9
Game is decided by >10 pts:	5-3	0-1	12-12
Scoring less than 59 points:	0-0	0-0	1-4
Scoring 60-69 points:	4-4	1-2	11-8
Scoring 70-79 points:	6-3	3-2	13-10
Scoring 80-89 points:	2-0	0-0	3-1
Scoring 90-99 points:	2-2	0-2	2-2
Scoring > 100 points:	0-0	0-0	0-0
Allowing less than 50 points:	0-0	0-0	2-0
Allowing 50-59 points:	2-0	0-0	7-0
Allowing 60-69 points:	9-0	4-0	15-1
Allowing 70-79 points:	2-4	0-2	5-9
Allowing 80-89 points:	1-3	0-2	1-10
Allowing 90 or more points:	0-2	0-2	0-5
0 players in double digits:	0-0	0-0	0-0
1 player in double digits:	0-0	0-0	0-1
2 players in double digits:	1-2	0-1	5-6
3 players in double digits:	5-4	3-2	11-12
4 or more players in double digits:	8-3	1-3	14-6
UGA scores more bench points:	14-6	4-4	28-14
Winning the opening tip:	13-6	4-4	20-13
Scoring first:	9-4	2-3	19-13
Playing overtime:	0-1	0-1	1-1

## ► 2023-24 GAME-BY-GAME TEAM STATISTICS

Game	FGs	Pct.	3FGs	Pct.	FTs	Pct.	OR+DR=Tot.	A	TO	BL	ST	PF	1st+2nd=Pts
vs. Oregon	31-73	.425	6-15	.400	14-29	.483	21+42=63	13	15	9	2	23	40+42=82
Georgia	22-65	.338	10-30	.333	17-30	.567	11+30=41	11	16	8	4	26	30+41=71
Wake Forest	25-64	.391	11-30	.367	16-18	.889	13+28=41	14	13	4	3	18	36+41=77
Georgia	31-55	.470	6-21	.286	12-18	.667	10+28=38	11	7	2	7	15	40+40=80
N.C. Central	18-55	.327	5-21	.238	13-18	.722	12+26=38	11	14	7	6	9	23+31=54
Georgia	19-53	.358	6-25	.240	20-25	.800	10+27=37	12	12	3	9	15	27+37=64
Miami (Fla.)	27-60	.450	7-24	.292	18-19	.947	8+29=37	11	12	1	5	19	39+40=79
Georgia	22-60	.367	9-31	.290	15-22	.682	10+24=34	12	15	2	4	20	29+39=68
Providence	26-56	.464	7-26	.269	12-14	.857	9+30=39	11	15	6	3	15	32+39=71
Georgia	24-63	.381	6-19	.316	10-12	.833	9+20=29	7	11	1	7	15	34+30=64
Winthrop	25-59	.424	3-20	.150	16-23	.696	10+23=33	12	7	2	5	18	29+40=69
Georgia	25-28	.431	9-28	.321	19-21	.905	12+27=39	13	10	5	4	21	36+42=78
at Florida State	22-64	.344	8-22	.364	14-18	.778	13+29=42	10	9	2	2	24	25+41=66
Georgia	22-55	.400	8-25	.320	16-26	.615	10+28=38	11	9	1	4	20	21+47=68
Mercer	27-67	.403	10-23	.435	5-10	.500	10+19=29	20	7	1	8	28	31+38=69
Georgia	21-40	.525	8-15	.533	30-42	.714	6+33=39	10	14	5	4	14	44+36=80
Georgia Tech	24-75	.320	8-27	.296	6-13	.462	17+26=43	15	8	5	7	18	20+42=62
Georgia	26-65	.400	10-33	.303	14-21	.667	13+27=50	14	9	4	4	14	36+40=76
High Point	17-73	.233	9-36	.250	15-19	.789	25+26=51	10	9	4	6	17	33+25=58
Georgia	23-52	.442	4-12	.333	16-23	.696	7+33=40	9	9	7	5	15	30+36=66
Mount St. Mary's	33-59	.559	3-15	.200	13-16	.813	6+24=30	18	16	3	9	21	34+48=82
Georgia	30-58	.517	7-19	.368	27-33	.818	8+21=29	17	12	2	11	14	45+49=94
North Florida	23-64	.359	12-42	.286	2-5	.400	11+22=33	12	9	4	6	16	29+31=60
Georgia	27-52	.519	11-20	.550	13-22	.591	8+32=40	21	10	4	4	10	45+33=78
Alabama A&M	25-53	.472	5-11	.455	18-23	.783	6+27=33	12	22	4	8	21	24+49=73
Georgia	34-67	.507	10-24	.417	15-27	.556	13+23=37	19	12	6	15	22	46+47=93
at Missouri	28-63	.444	6-19	.316	6-7	.857	9+22=31	14	8	7	5	18	38+30=68
Georgia	24-51	.471	12-28	.429	15-21	.714	7+33=40	12	12	1	4	10	40+35=75
Arkansas	24-60	.400	3-21	.143	15-22	.682	10+29=39	11	15	7	6	22	24+42=66
Georgia	25-60	.417	9-27	.333	17-22	.773	9+31=40	13	13	5	7	21	34+42=76
Tennessee	29-61	.475	9-26	.346	18-23	.783	13+33=46	17	14	6	6	16	42+43=85
Georgia	23-69	.333	14-33	.424	19-23	.826	15+23=38	14	9	1	6	18	37+42=79
at South Carolina	23-58	.397	6-26	.231	17-32	.531	15+21=36	12	9	8	2	24	34+35=69
Georgia	23-61	.377	3-13	.231	25-32	.781	18+27=45	8	8	7	5	20	33+41=74
at Kentucky	39-63	.619	14-25	.560	13-17	.765	4+27=31	27	14	6	9	23	54+51=105
Georgia	31-62	.500	7-24	.292	27-35	.771	6+23=29	16	12	3	8	17	361=96
LSU	22-57	.386	10-23	.435	12-14	.857	13+21=34	11	16	2	9	19	33+33=66
Georgia	22-51	.431	5-17	.294	19-24	.792	11+23=34	6	18	5	7	17	35+33=68
at Florida	39-71	.549	7-20	.350	17-20	.850	16+32=48	21	19	3	7	16	47+38+17=102
Georgia	39-75	.520	11-26	.423	9-17	.529	8+19=27	18	9	3	10	18	34+51+13=98
Alabama	32-60	.533	8-23	.348	13-19	.684	7+19=26	14	9	5	13	17	27+58=85
Georgia	27-61	.443	7-17	.412	15-18	.833	17+22=39	10	19	3	8	18	41+35=76
South Carolina	29-56	.518	7-20	.350	7-11	.636	9+25=34	25	9	0	5	10	38+34=72
Georgia	22-56	.393	9-28	.321	9-9	1.000	8+20=28	10	9	6	5	14	40+22=62
at Mississippi State	25-60	.417	9-28	.321	16-19	.842	11+32=43	19	10	6	8	12	36+39=75
Georgia	20-57	.351	12-33	.364	10-13	.769	7+26=33	16	13	1	7	15	28+34=62
at Arkansas													
Georgia													
Florida													
Georgia													
at Vanderbilt													
Georgia													
Auburn													
Georgia													
at LSU													
Georgia													
Texas A&M													
Georgia													
Ole Miss													
Georgia													
at Auburn													
Georgia													



## ► 2023-24 SEC STATISTICS (4-6) (HOME: 2-3; ROAD: 2-3)

NO. PLAYER	G-GS	MP-Avg.	FG-FGA	Pct.	3FG-FGA	Pct.	FT-FTA	Pct.	OR	DR	Tot.-Avg.	PF-DQ	A	TO	B	S	Pts.-Avg
1 ABDUR-RAHIM, Jabri	10-9	284:07-28.4	35-99	.354	26-74	.351	36-42	.857	10	31	41-4.1	34-2	6	14	4	7	132-13.2
3 THOMASSON, Noah	10-10	295:43-29.6	46-110	.418	23-59	.390	8-14	.571	5	16	21-2.1	9-0	14	10	1	3	123-12.3
15 MELENDEZ, RJ	10-2	220:26-22.0	41-81	.506	14-34	.412	22-25	.880	16	21	37-3.7	16-0	6	11	1	12	118-11.8
4 DEMARY JR., Silas	10-10	270:36-27.1	27-63	.429	4-14	.286	50-62	.806	3	31	34-3.4	23-2	17	24	8	13	108-10.8
11 HILL, Justin	10-1	254:49-25.5	30-91	.330	8-30	.267	18-30	.600	4	19	23-2.3	12-0	43	19	0	8	86-8.6
54 TCHEWA, Russel	10-10	262:59-26.3	34-59	.576	0-0	.000	17-24	.708	26	48	74-7.4	23-1	8	19	8	7	85-8.5
0 CAIN, Blue	10-0	215:24-21.5	28-68	.412	13-33	.394	4-4	1.000	3	19	22-2.2	16-0	11	5	1	9	73-7.3
23 DELOACH, Jalen	9-0	93:35-10.4	9-21	.429	0-0	.000	5-5	1.000	11	11	22-2.4	16-0	4	5	5	4	23-2.6
13 JAMES, Dylan	2-0	13:32-6.8	1-1	1.000	1-1	1.000	0-0	.000	0	0	0-0.0	3-0	0	2	0	1	3-1.5
5 ANSELEM-IBE, Frank	6-0	46:08-7.7	2-3	.667	0-0	.000	3-6	.500	2	11	13-2.2	9-0	1	1	6	0	7-1.2
10 SUNAHARA, RJ	8-8	67:41-8.5	3-7	.429	0-1	.000	2-2	1.000	2	7	9-1.1	8-0	3	6	1	3	8-1.0
Team									25	26	51-5.1			6			
<b>Total</b>	<b>10</b>	<b>2025</b>	<b>256-603</b>	<b>.425</b>	<b>89-246</b>	<b>.362</b>	<b>165-214</b>	<b>.771</b>	<b>107</b>	<b>240</b>	<b>347-34.7</b>	<b>169-5</b>	<b>113</b>	<b>122</b>	<b>35</b>	<b>67</b>	<b>766-76.6</b>
<b>Opponents</b>	<b>10</b>	<b>2025</b>	<b>290-609</b>	<b>.476</b>	<b>79-231</b>	<b>.342</b>	<b>134-184</b>	<b>.728</b>	<b>107</b>	<b>261</b>	<b>368-36.8</b>	<b>176-2</b>	<b>171</b>	<b>123</b>	<b>50</b>	<b>70</b>	<b>793-79.3</b>

BY PERIOD	1st	2nd	OT	Total
Georgia	357	396	13	766
Opponents	373	403	17	793

### TEAM STATISTICS

	UGA	OPP
<b>Scoring</b>	<b>766</b>	<b>793</b>
Points per game	76.6	79.3
Scoring margin	-2.7	-
<b>Field goals-att</b>	<b>256-603</b>	<b>290-609</b>
Field goal pct	.425	.476
<b>3 point fg-att</b>	<b>89-246</b>	<b>79-231</b>
3-point FG pct	.362	.342
3-pt FG made per game	8.9	7.9
<b>Free throws-att</b>	<b>165-214</b>	<b>134-184</b>
Free throw pct	.771	.728
F-Throws made per game	16.5	13.4
<b>Rebounds</b>	<b>347</b>	<b>368</b>
Rebounds per game	34.7	36.8
Rebounding margin	-2.1	-
<b>Assists</b>	<b>113</b>	<b>171</b>
Assists per game	11.3	17.1
<b>Turnovers</b>	<b>122</b>	<b>123</b>
Turnovers per game	12.2	12.3
Turnover margin	+0.1	-
Assist/turnover ratio	0.9	1.4
<b>Steals</b>	<b>67</b>	<b>70</b>
Steals per game	6.7	7.0
<b>Blocks</b>	<b>35</b>	<b>50</b>
Blocks per game	3.5	5.0
<b>Winning streak</b>	<b>0</b>	<b>-</b>
Home win streak	0	-
<b>Attendance</b>	<b>48632</b>	<b>63894</b>
Home games-Avg/Game	5-9726	5-12779

### TEAM RESULTS

DATE	OPPONENT	W-L	SCORE	ATT.
01/06/2024	at Missouri	W	75-68	12407
01/10/2024	Arkansas	W	76-66	7820
01/13/2024	Tennessee	L	79-85	10523
01/16/2024	at South Carolina	W	74-69	12404
01/20/2024	at Kentucky	L	96-105	20283
01/24/2024	LSU	W	68-66	9243
01/27/2024	at Florida	Lot	98-102	10045
01/31/2024	Alabama	L	76-85	10523
02/03/2024	South Carolina	L	62-72	10523
02/07/2024	at Mississippi St.	L	62-75	8755

## ► BIG GAMES & LEADING THE BULLDOGS

NO.	PLAYER	10+ POINTS		20+ POINTS		30+ POINTS		10+ BOARDS		10+ ASSISTS		DOUBLE-DOUBLES		PT.	LEADING GEORGIA IN...			
		23-24	CAREER	23-24	CAREER	23-24	CAREER	23-24	CAREER	23-24	CAREER	23-24	CAREER		REB.	AST.	BLK.	STL.
0	Blue Cain	8	8	–	–	–	–	–	–	–	–	–	–	2	1	–	5	
1	Jabri Abdur-Rahim	14	33	4	6	1	1	–	1	–	–	–	1	7	2	1	3	3
2	Mari Jordan	–	–	–	–	–	–	–	–	–	–	–	–	–	–	–	–	–
3	Noah Thomasson	15	65	3	25	–	1	–	–	–	–	–	–	6	–	4	1	2
4	Silas Demary Jr.	12	12	1	1	–	–	–	–	–	–	–	–	4	2	6	6	11
5	Frank Anselem-Ibe	–	2	–	–	–	–	–	3	–	–	–	–	–	–	–	7	–
10	RJ Sunahara	–	78	–	35	–	4	–	12	–	–	–	11	–	–	–	1	–
11	Justin Hill	9	58	–	9	–	–	–	2	–	1	–	1	1	–	17	–	2
12	M-A Moncrieffe	–	15	–	3	–	–	–	5	–	–	–	3	–	–	1	4	1
13	Dylan James	–	–	–	–	–	–	–	–	–	–	–	–	–	–	–	2	–
14	Markel Jennings	–	–	–	–	–	–	–	–	–	–	–	–	–	–	–	–	–
15	RJ Melendez	14	24	1	1	1	1	2	3	–	–	2	3	3	5	3	3	9
22	Brandon Klatsky	–	–	–	–	–	–	–	–	–	–	–	–	–	–	–	–	–
23	Jalen DeLoach	–	19	–	–	–	–	6	–	–	–	–	5	–	2	–	4	2
24	Jaden Newell	–	–	–	–	–	–	–	–	–	–	–	–	–	–	–	–	–
54	Russel Tchewa	6	36	–	3	–	–	3	18	–	–	3	12	1	12	1	9	4

## ► 2023-24 GAME-BY-GAME STARTERS & FIRST SUB

DATE	OPPONENT	1	2	3	4	5	FIRST OFF THE BENCH
11/6	vs. Oregon	Demary Jr.	Thomasson	Abdur-Rahim	Melendez	Tchewa	DeLoach, Hill (16:33)
11/10	Wake Forest	Demary Jr.	Thomasson	Abdur-Rahim	Melendez	Tchewa	Cain, DeLoach, Hill (15:49)
11/12	N.C. Central	Demary Jr.	Thomasson	Abdur-Rahim	Melendez	Tchewa	Cain, Hill (14:49)
11/17	vs. Miami (Fla.)	Demary Jr.	Thomasson	Abdur-Rahim	Melendez	Tchewa	Cain, DeLoach, Hill, James (13:37)
11/19	vs. Providence	Demary Jr.	Thomasson	Abdur-Rahim	Melendez	Tchewa	DeLoach, Hill (16:49)
11/24	Winthrop	Demary Jr.	Thomasson	Abdur-Rahim	DeLoach	Tchewa	Hill, Melendez, Moncrieffe (15:37)
11/29	at Florida St.	Demary Jr.	Thomasson	Abdur-Rahim	DeLoach	Tchewa	Melendez, Moncrieffe (15:49)
12/1	Mercer	Demary Jr.	Thomasson	Abdur-Rahim	Moncrieffe	Tchewa	Cain, Hill, Melendez (15:09)
12/5	Georgia Tech	Demary Jr.	Thomasson	Abdur-Rahim	Moncrieffe	Tchewa	Melendez (16:44)
12/16	High Point	Demary Jr.	Thomasson	Abdur-Rahim	Moncrieffe	Tchewa	Hill, Melendez (15:54)
12/20	Mount St. Mary's	Demary Jr.	Thomasson	Abdur-Rahim	Sunahara	Tchewa	Cain, Hill, Melendez (14:18)
12/22	North Florida	Demary Jr.	Thomasson	Abdur-Rahim	Sunahara	Tchewa	Cain, DeLoach, Hill (13:55)
12/30	Alabama A&M	Demary Jr.	Thomasson	Abdur-Rahim	Sunahara	Tchewa	Cain, Hill (16:33)
1/6	at Missouri	Demary Jr.	Thomasson	Abdur-Rahim	Sunahara	Tchewa	Hill (16:56)
1/10	Arkansas	Demary Jr.	Thomasson	Abdur-Rahim	Sunahara	Tchewa	Hill, Melendez (15:46)
1/13	Tennessee	Demary Jr.	Thomasson	Abdur-Rahim	Sunahara	Tchewa	Hill (16:26)
1/16	at South Carolina	Demary Jr.	Thomasson	Abdur-Rahim	Sunahara	Tchewa	Cain, DeLoach, Hill, Melendez (15:42)
1/20	at Kentucky	Demary Jr.	Thomasson	Abdur-Rahim	Sunahara	Tchewa	Melendez (18:22)
1/24	LSU	Demary Jr.	Thomasson	Abdur-Rahim	Sunahara	Tchewa	Hill, Melendez (15:54)
1/27	at Florida	Demary Jr.	Thomasson	Abdur-Rahim	Sunahara	Tchewa	Hill (17:14)
1/31	Alabama	Demary Jr.	Thomasson	Abdur-Rahim	Melendez	Tchewa	Hill (15:57)
2/3	South Carolina	Demary Jr.	Thomasson	Abdur-Rahim	Melendez	Tchewa	Cain, Hill (16:14)
2/7	at Mississippi St.	Hill	Demary Jr.	Thomasson	Sunahara	Tchewa	Anselem-Ibe (16:37)
2/10	at Arkansas						
2/17	Florida						
2/21	at Vanderbilt						
2/24	Auburn						
2/27	at LSU						
3/2	Texas A&M						
3/5	Ole Miss						
3/9	at Auburn						

## ► 2023-24 GAME-BY-GAME RESULTS & LEADERS

DATE	OPPONENT		SCORE	POINTS	REBOUNDS	ASSISTS	BLOCKS	STEALS
11/6	vs. Oregon	L	71-82	18 - Abdur-Rahim	9 - Tchewa	4 - Hill	1 - 4 Players	2 - Cain, Demary
11/10	Wake Forest	W	80-77	21 - Thomasson	7 - DeLoach	3 - Thomasson	1 - DeLoach, Tchewa	2 - Melendez
11/12	N.C. Central	W	64-54	13 - Abdur-Rahim	7 - Cain	4 - Hill	2 - Dain	4 - Demary
11/17	vs. 12/11 Miami (Fla.)	L	68-79	18 - Cain	8 - Demary Jr.	7 - Demary	1 - DeLoach, Moncrieffe	3 - Demary
11/19	vs. Providence	L	64-71	19 - Thomasson	6 - DeLoach	3 - Hill, Melendez	1 - Moncrieffe	3 - Melendez
11/24	Winthrop	W	78-69	24 - Thomasson	8 - Tchewa	3 - Demary, Hill	3 - Moncrieffe	1 - Four Players
11/29	at Florida St.	W	68-66	15 - Demary	11 - Melendez	3 - Three Players	1 - Demary	2 - Melendez
12/1	Mercer	W	80-69	18 - Melendez	8 - Tchewa	2 - Three Players	1 - Five Players	1 - Four Players
12/5	Georgia Tech	W	76-62	16 - Thomasson	9 - Tchewa	4 - Hill	2 - Anselem-Ibe	3 - Thomasson
12/16	High Point	W	66-58	12 - Demary	7 - Melendez	4 - Demary	3 - Tchewa	2 - Demary, Melendez
12/20	Mount St. Mary's	W	94-82	23 - Abdur-Rahim	6 - Melendez	8 - Hill	1 - Anselem-Ibe, Melendez	3 - Abdur-Rahim, Demary
12/22	North Florida	W	78-60	18 - Abdur-Rahim	6 - Tchewa	4 - Hill	1 - 4 Players	2 - DeLoach
12/30	Alabama A&M	W	93-73	18 - Cain	8 - Tchewa	5 - Demary, Hill	2 - Anselem-Ibe, James	4 - Melendez
1/6	at Missouri	W	75-68	18 - Tchewa	11 - Tchewa	4 - Hill	1 - DeLoach	4 - 4 Players
1/10	Arkansas	W	76-66	19 - Hill	8 - Tchewa	2 - Four Players	2 - Demary	2 - Demary
1/13	5/5 Tennessee	L	79-85	21 - Abdur-Rahim	6 - Melendez	4 - Hill	1 - Demary	2 - Demary
1/16	at South Carolina	W	74-69	15 - Demary	8 - Abdur-Rahim	2 - Melendez	2 - Three Players	2 - Cain, Demary
1/20	at 8/10 Kentucky	L	95-106	34 - Abdur-Rahim	9 - Tchewa	6 - Hill	1 - Three Players	2 - Demary, Tchewa
1/24	LSU	W	68-66	15 - Demary	11 - Tchewa	2 - Thomasson	2 - Tchewa	2 - Abdur-Rahim, Demary
1/27	at Florida	L	OT-98-102	35 - Melendez	11 - Tchewa	9 - Hill	1 - Three Players	5 - Melendez
1/31	24/22 Alabama	L	76-85	15 - Melendez, Thomasson	10 - Melendez	4 - Hill	1 - Three Playeys	3 - Melendez
2/3	South Carolina	L	62-72	20 - Abdur-Rahim	6 - Tchewa	4 - Hill	2 - Abdur-Rahim	2 - Tchewa
2/7	at Mississippi St.	L	62-75	20 - Thomasson	5 - Abdur-Rahim, Demary	4 - Hill	1 - Demary	2 - Cain
2/10	at Arkansas							
2/17	Florida							
2/21	at Vanderbilt							
2/24	Auburn							
2/27	at LSU							
3/2	Texas A&M							
3/5	Ole Miss							
3/9	at Auburn							

## ► 2023-24 GAME-BY-GAME SPECIALTY STATS & TIES/LEADS INFO

DATE	OPPONENT	PAINT POINTS			POINTS OFF TOs			2nd CHANCE POINTS			BENCH POINTS			LEAD		TIME LEADING	LARGEST LEAD	TIME TRAILING	LARGEST DEFICIT	TIME TIED
		UGA	OPP.	DIFF.	UGA	OPP.	DIFF.	UGA	OPP.	DIFF.	UGA	OPP.	DIFF.	TIES	CHANGES					
11/6	vs. Oregon	20	48	-28	20	28	-8	9	15	-6	22	28	-6	0	1	0:21	1 (19:18, 1st)	38:57	20 (9:47, 2nd)	0:42
11/10	Wake Forest	46	26	+20	12	6	+6	16	18	-2	11	8	+3	5	12	28:54	13 (9:30, 2nd)	6:06	8 (10:49, 1st)	5:00
11/12	N.C. Central	26	18	+8	21	8	+13	7	4	+3	31	10	+21	4	4	33:22	15 (2:52, 2nd)	2:21	3 (14:22, 2nd)	4:17
11/17	vs. Miami (Fla.)	26	34	-8	14	16	-2	9	11	-2	26	8	+18	3	6	7:18	8 (11:03, 1st)	29:06	20 (9:52, 2nd)	3:36
11/19	vs. Providence	32	34	-2	13	12	+1	10	11	-1	13	7	+6	11	14	6:35	3 (17:52, 1st)	26:56	7 (0:06, 2nd)	6:29
11/24	Winthrop	30	36	-6	8	11	-3	7	13	-6	27	14	+13	1	3	32:06	15 (15:28, 2nd)	6:39	4 (8:00, 1st)	1:15
11/29	at Florida St.	26	20	+6	17	11	+6	8	11	-3	33	15	+18	4	4	2:36	5 (19:00, 1st)	35:54	17 (7:53, 2nd)	1:40
12/1	Mercer	22	24	-2	6	12	-6	8	2	+6	38	32	+6	4	2	37:15	18 (13:59, 2nd)	00:35	3 (12:22, 1st)	2:10
12/5	Georgia Tech	28	32	-4	13	10	+3	16	23	-7	33	25	+8	1	0	39:29	23 (10:21, 2nd)	00:00	-	0:31
12/16	High Point	34	14	+20	10	8	+2	3	13	-10	25	8	+17	3	5	10:19	9 (3:15, 2nd)	27:19	10 (8:34, 1st)	2:22
12/20	Mount St. Mary's	44	44	=	20	18	+2	6	1	+5	43	27	+16	4	5	27:51	15 (16:37, 2nd)	9:42	9 (11:48, 1st)	2:27
12/22	North Florida	32	18	+14	10	11	-1	4	10	-6	35	18	+17	1	1	28:35	21 (7:05, 2nd)	10:01	8 (18:35, 1st)	1:24
12/30	Alabama A&M	48	36	+12	24	10	+14	19	9	+10	56	29	+27	2	2	36:11	33 (9:27, 2nd)	00:20	2 (16:33, 1st)	3:29
1/6	at Missouri	22	36	-14	12	14	-2	4	15	-11	23	3	+20	5	6	33:11	17 (5:50, 1st)	3:48	3 (9:57, 2nd)	3:01
1/10	Arkansas	26	34	-8	25	10	+15	9	10	-1	40	19	+21	0	0	39:02	13 (4:57, 1st)	00:00		0:58
1/13	Tennessee	18	36	-18	13	13	-	16	14	+2	30	11	+19	5	5	14:28	11 (8:29, 2nd)	21:37	14 (4:01, 1st)	3:55
1/16	at South Carolina	30	32	-2	8	9	-1	17	17	-	32	13	+19	6	9	17:07	7 (6:37, 2nd)	19:18	9 (14:05, 2nd)	3:35
1/20	at Kentucky	42	42	-	11	15	-4	7	4	+3	25	31	-6	2	3	4:59	3 (19:46, 1st)	34:11	28 (7:55, 2nd)	0:50
1/24	LSU	32	22	+10	12	18	-6	11	14	-3	22	14	+8	5	9	25:20	9 (5:48, 2nd)	10:30	6 (12:44, 1st)	4:10
1/27	at Florida	54	56	-2	24	15	+9	3	12	-9	62	15	+47	1	0	00:00	-	42:52	21 (14:56, 2nd)	2:08
1/31	Alabama	34	42	-8	9	19	-10	20	11	+9	19	12	+7	2	1	33:49	16 (6:49, 1st)	04:26	9 (0:13, 2nd)	1:45
2/3	South Carolina	24	40	-16	9	7	+2	2	6	-4	15	20	-5	6	4	23:06	10 (8:05, 1st)	12:45	12 (2:30, 2nd)	4:09
2/7	at Mississippi St.	14	28	-14	17	21	-4	7	8	-1	25	15	+10	0	2	1:07	1 (18:01, 1st)	37:52	15 (0:26, 2nd)	1:01
<b>TOTALS</b>		<b>646</b>	<b>662</b>	<b>-16</b>	<b>328</b>	<b>302</b>	<b>+26</b>	<b>218</b>	<b>252</b>	<b>-34</b>	<b>686</b>	<b>382</b>	<b>+304</b>	<b>74</b>	<b>98</b>	<b>473:01</b>		<b>381:15</b>		<b>58:44</b>
2/10	at Arkansas																			
2/17	Florida																			
2/21	at Vanderbilt																			
2/24	Auburn																			
2/27	at LSU																			
3/2	Texas A&M																			
3/5	Ole Miss																			
3/9	at Auburn																			



## ► 2023-24 SINGLE-GAME INDIVIDUAL SUPERLATIVES

GEORGIA	CATEGORY	OPPONENT
35 RJ Melendez vs. Florida	POINTS	36 Dalton Knecht – Tennessee
11 Russel Tchewa vs. Florida, LSU, Missouri 11 RJ Melendez vs. Florida State	REBOUNDS	21 N'Faly Dante – Oregon
13 RJ Melendez vs. Florida	FIELD GOALS	12 Dalton Knecht – Tennessee
21 Noah Thomasson vs. Providence	FIELD GOAL ATTEMPTS	20 Dalton Knecht – Tennessee 20 Sean East II – Missouri 20 Devin Carter – Providence
.875 Russel Tchewa (7-8) vs. Florida	FIELD GOAL PERCENTAGE	.875 Aidan Shaw (7-8) – Missouri
7 Jabri Abdur-Rahim vs. Kentucky	3-POINT GOALS	5 Dalton Knecht – Tennessee
12 Jabri Abdur-Rahim vs. S. Carolina-2	3-POINT GOAL ATTEMPTS	12 Devin Carter – Providence
.714 Noah Thomasson (5-7) vs. Winthrop	3-POINT GOAL PERCENTAGE	.800 Reed Sheppard (4-5) – Kentucky
11 Jabri Abdur-Rahim vs. Kentucky	FREE THROWS	10 Tramon Mark – Arkansas
13 Jabri Abdur-Rahim vs. Kentucky	FREE THROW ATTEMPTS	10 Collin Murray-Boyles – S. Carolina-1 10 Zakai Zeigler – Tennessee 10 Tramon Mark – Arkansas 10 N'Faly Dante, Oregon
1.000 Silas Demary Jr. vs. LSU 1.000 Jabri Abdur-Rahim Tennessee, Mount St. Mary's, Miami 1.000 RJ Melendez vs. Arkansas, Mercer	FREE THROW PERCENTAGE	1.000 J. Hubbard, Miss. St.; A. Reeves, Kentucky; T. Mark – Arkansas; T. Benham – High Point; N. Pack – Miami; K. Miller – Wake Forest
9 Justin Hill vs. Florida	ASSISTS	10 D.J. Wagner – Kentucky
3 Russel Tchewa vs. High Point 3 Matthew-Alexander Moncrieffe vs. Winthrop	BLOCKS	5 Jonas Aidoo – Tennessee
5 RJ Melendez vs. Florida	STEALS	4 M. Sears & L Wrightsell, Alabama; J. Cook – LSU; J. McCready – Mercer
36:02 Justin Hill vs. Florida	MINUTES	41:31 Walter Clayton Jr. – Florida

## ► 2023-24 SINGLE-GAME TEAM HIGHS & LOWS

UGA HIGH	UGA LOW	CATEGORY	OPP HIGH	OPP LOW
98 Florida 46 Alabama A&M 61 Kentucky	62 Miss. St, S. Carolina-2 21 Florida St. 22 S. Carolina-2	POINTS 1ST HALF POINTS 2ND HALF POINTS	106 Kentucky 54 Kentucky 58 Alabama	54 N.C. Central 20 Ga. Tech 25 High Point
50 Ga. Tech	27 Florida	REBOUNDS	63 Oregon	26 Alabama
39 Florida 75 Florida .525 Mercer (21-40)	19 N.C. Central 40 Mercer .338 Oregon (22-65)	FGs FGAs FG Pct.	39 Florida, Kentucky 75 Ga. Tech .619 Kentucky (39-63)	17 High Point 51 LSU .233 High Point (17-73)
14 Tennessee	3 S. Carolina-1	3-FGs	14 Kentucky	3 Mount St. Mary's, Winthrop
33 Miss. St., Tennessee, Ga. Tech .550 N. Florida (11-20)	12 High Point .231 S. Carolina-1 (3-13)	3-FGAs 3-FG PCT.	42 N. Florida .560 Kentucky (14-25)	11 Alabama A&M .143 Arkansas (3-21)
30 Mercer 42 Mercer 1.000 S. Carolina-2 (9-9)	9 Florida 12 Providence .529 Florida (9-17)	FTs FTAs FT Pct.	18 Tennessee, Alabama A&M, Miami 32 S. Carolina-1 .947 Miami (18-19)	2 N. Florida 5 N. Florida .400 N. Florida (2-5)
21 N. Florida	6 Miss. St., LSU	ASSISTS	27 Kentucky	10 High Point, Florida St.
19 Alabama	7 Wake Forest	TURNOVERS	22 Alabama A&M	7 Mercer, Winthrop
7 High Point	1 5X, last Miss. St.	BLOCKS	8 S. Carolina-1	0 S. Carolina-2
15 Alabama A&M	4 6X, last Missouri	STEALS	13 Alabama	2 S. Carolina-1, Florida St.
26 Oregon	10 Missouri, N. Florida	FOULS	28 Mercer	10 S. Carolina-2

## ▶ LAST TIME A GEORGIA TEAM

Scored 90+ points in a non-conference game:	93 (93-73) vs. Alabama A&M on 2/30/2023
Scored 90+ points in an SEC game:	98 (98-102 in OT) vs. Florida on 1/27/2024
Scored 100+ points:	102 (102-105) vs. Alabama on 2/8/2020
Scored 100+ points in an SEC game:	102 (102-105) vs. Alabama on 2/8/2020
Scored 100+ points and lost:	102 (102-105) vs. Alabama on 2/8/2020
Scored 110+ points:	110 (110-78 W) vs. Savannah St. on 11/9/2018
Scored 115+ points:	116 (116-59 W) vs. Charleston So. on 11/22/1997
Scored 60+ points in a half:	61 (2nd half) vs. Kentucky on 1/20/2024
Scored 50+ points in a half:	61 (2nd half) vs. Kentucky on 1/20/2024
Rallied from a 15+ point deficit to win:	17 (61-44 to 68-66) vs. Florida State on 11/29/2023
Shot less than 30 percent for a game:	291 (16-55) vs. Tennessee on 1/25/2023
Shot 50 percent or higher for a game and lost:	520 (39-75) vs. Florida on 1/27/2024
Shot 55 percent or higher for a game:	600 (27-45) vs. Texas A&M on 2/22/22
Shot 60 percent or higher for a game:	600 (27-45) vs. Texas A&M on 2/22/22
Attempted 5 free throws or less:	5 vs. Missouri on 1/10/2018
Attempted 35+ free throws:	35 vs. Kentucky on 1/20/2024
Attempted 40+ free throws:	42 vs. Mercer on 12/1/2023
Made 25+ free throws:	27 vs. Kentucky (1/20/2024)
Made 30+ free throws:	30 vs. Mercer on 12/1/2023
Shot 90 percent from the line (min. 10 attempts):	905 (19-21) vs. Winthrop on 11/24/2023
Shot 100 percent from the line (min. 10 attempts):	12-12 vs. Vanderbilt on 1/13/1989
Made 10+ 3-point field goals:	12 vs. Mississippi St. on 2/7/2024
Made 0 3-point field goals:	0 (0-6) vs. Ole Miss on 2/2/2002 (676 games entering 2023-24)
Shot 50 percent or higher on 3-pointers (min. 10 attempts):	550 (11-20) vs. N. Florida on 2/22/2023
Shot less than 15 percent on 3-pointers (min. 10 attempts):	118 (2-17) vs. Vanderbilt on 3/9/2022
Had 20+ assists:	21 vs. N. Florida on 2/22/2023
Had 10+ blocks:	12 vs. Vanderbilt on 1/9/2019
Had 10+ steals:	11 vs. Mount St. Mary's on 12/20/2023
Had 50+ rebound game:	50 vs. Ga. Tech on 12/5/2023
Had 10+ rebound margin:	+13 (39-26) vs. Alabama on 1/31/2024
Had 20+ rebound margin:	+20 (50-30) vs. Austin Peay on 12/30/2019
Beat a team ranked in the AP Poll:	No. 22 Auburn (76-64) on 1/4/2023
Beat a team ranked in the top 10 of AP Poll:	No. 9 Memphis (65-62) on 1/4/2020
Won an overtime game:	81-78 vs. South Carolina on 1/28/2023
Lost an overtime game:	98-102 vs. Florida on 1/27/2024
Played a double overtime game:	W, 87-85 vs. SMU on 12/20/2019
Played a triple overtime game:	W, 86-77 vs. Mercer on 12/27/2014

## ▶ LAST TIME AN OPPOSING TEAM

Scored 90+ points in a non-conference game:	91 (67-91 L) by Georgia St. on 11/21/2018
Scored 90+ points in an SEC game:	102 (98-102) vs. Florida on 1/27/2024
Scored 100+ points:	102 (98-102) vs. Florida on 1/27/2024
Scored 100+ points in an SEC game:	102 (98-102) vs. Florida on 1/27/2024
Scored 110+ points:	115 (82-115 L) by Alabama on 2/13/2021
Scored 115+ points:	115 (82-115 L) by Alabama on 2/13/2021
Scored 60+ points in a half:	64 (2nd half) by Alabama on 2/13/2021
Scored 50+ points in a half:	58 (2nd half) by Alabama on 1/31/2024
Shot less than 30 percent for a game:	299 (18-61) by Mississippi St. on 1/11/2023
Shot 50 percent or higher for a game and lost:	559 (33-59) by Mount St. Mary's on 2/20/2023
Shot 55 percent or higher for a game:	619 (39-63) by Kentucky on 1/20/2024
Shot 60 percent or higher for a game:	619 (39-63) by Kentucky on 1/20/2024
Attempted 5 free throws or less:	5 by N. Florida on 2/22/2023
Attempted 25+ free throws:	26 by Florida State on 11/29/23
Attempted 30+ free throws:	32 by South Carolina on 1/16/2024
Made 20+ free throws:	22 by Ole Miss on 2/7/2023
Made 25+ free throws:	25 by Alabama on 2/13/2021
Shot 100 percent from the line (min. 10 attempts):	12-12 by Miami (Ohio) on 11/14/2022
Made 0 3-point field goals:	0 (0-15) by Mississippi St. on 3/5/2014 (295 games entering 2023-24)
Made 15+ 3-point field goals:	16 by Alabama on 2/18/2023
Shot less than 15 percent on 3-pointers (min. 10 attempts):	143 (3-21) by Arkansas on 1/10/2024
Shot 50 percent or higher on 3-pointers (min. 10 attempts):	560 (14-25) by Kentucky on 1/20/2024
Had 50+ rebound game:	51 by High Point on 12/16/2023
Had 20+ rebound margin:	+22 (63-41) by Oregon on 11/6/2023
Had 10+ rebound margin:	+19 (43-33) by Mississippi St. on 2/7/2024
Had 20+ assists:	25 by South Carolina on 2/3/2024
Had 10+ blocks:	10 by Auburn on 1/19/2021
Had 10+ steals:	12 by Tennessee on 1/25/2023

## ▶ LAST TIME A GEORGIA PLAYER

Scored 25+ points:	RJ Melendez (35) vs. Florida on 1/27/2024
Scored 30+ points:	RJ Melendez (35) vs. Florida on 1/27/2024
Scored 35+ points:	RJ Melendez (35) vs. Florida on 1/27/2024
Scored 40+ points:	Jacky Dorsey (41) vs. LSU on 1/20/1975
Scored 50+ points:	Alfred Scott (62) vs. SE Christian on 1/12/1918
Scored 60+ points:	Alfred Scott (62) vs. SE Christian on 1/12/1918
Had 15+ rebounds:	Toumani Camara (17) vs. Montana on 12/8/2020
Had 20+ rebounds:	Tim Bassett (25) vs. Mississippi St. on 1/29/1973
Had 25+ rebounds:	Tim Bassett (25) vs. Mississippi St. on 1/29/1973
Had 30+ rebounds:	Bob Linehard (32) vs. Sewanee on 12/3/1968
Recorded a double-double:	RJ Melendez (15 pts. & 10 rebs.) vs. Alabama on 1/31/2024
Recorded back-to-back double-doubles:	Russel Tchewa (11 pts. & 11 rebs.) vs. LSU on 1/24/2024 & (15 pts. & 11 rebs.) vs. Florida on 1/17/2024
Had two players with 10+ rebounds:	Sahvir Wheeler (11) & Toumani Camara (10) vs. LSU on 2/23/2021
Had 20 points and 20 rebounds:	Tim Bassett (23 pts., 25 rebs.) vs. Mississippi St. on 1/29/1973
Recorded a triple-double:	Sahvir Wheeler (14 pts., 13 asts., 11 rebs.) vs. LSU on 2/23/2021
Had only one player scored in double figures:	Terry Roberts (10) vs. Tennessee on 1/25/2023
Had five players scored in double figures:	RJ Melendez (18), Jabri Abdur-Rahim (13), Silas Demary Jr. (13), Justin Hill (11) & Russel Tchewa (10) vs. Mercer on 12/1/2023
Two players scored 20 points:	Jabri Abdur-Rahim (34) & Silas Demary Jr. (22) vs. Kentucky on 1/20/2024
Recorded back-to-back 20-point games:	Kario Oquendo (33 vs. Texas A&M on 2/22/2022 & 20 vs. Florida on 2/26/2022)
Recorded back-to-back-to-back 20-point games:	Kario Oquendo (21 vs. Texas A&M, 22 vs. Kentucky & 28 vs. Mississippi St. on 1/4-12/2022)
Recorded back-to-back-to-back-to-back 20-point games:	Yante Maten (25 vs. Winthrop, 20 vs. Massachusetts, 24 vs. Georgia Tech & 30 vs. Temple on 12/5-22/17)
Attempted 20+ field goals:	Noah Thomasson (21) vs. Providence on 11/19/23
Attempted 25+ field goals:	Anthony Edwards (26) vs. Michigan St. on 11/26/2019
Made 10+ field goals:	RJ Melendez (13) vs. Florida on 1/27/2024
Made 5+ 3-point field goals:	Noah Thomasson (6) vs. Mississippi St. on 2/7/2024
Had 5+ blocks:	Nicolas Claxton (6) vs. Missouri on 3/13/2019
Had 5+ steals:	RJ Melendez (5) vs. Florida on 1/27/2024
Had 10+ assists:	Aaron Cook (12) vs. Western Carolina on 12/20/2021
Had 15+ assists:	Gino Gianfrancesco (15) vs. Georgia Tech on 3/7/1972
Played 40 minutes in a regulation game:	Sahvir Wheeler (40) vs. South Carolina on 2/27/2021
Played more than 40+ minutes:	Terry Roberts (41) vs. South Carolina on 1/28/2023

## ▶ LAST TIME AN OPPOSING PLAYER

Scored 25+ points:	Dalton Knecht (36) of Tennessee on 1/13/2024
Scored 30+ points:	Dalton Knecht (36) of Tennessee on 1/13/2024
Scored 35+ points:	Dalton Knecht (36) of Tennessee on 1/13/2024
Scored 40+ points:	Ronnie Battle (43) of Auburn on 2/1/1992
Scored 50+ points:	Pete Maravich (58) of LSU on 3/8/1969
Had 15+ rebounds:	Micah Handlogten (17) of Florida on 1/27/2024
Had 20+ rebounds:	N'Faly Dante (21) of Oregon on 11/6/2023
Had 25+ rebounds:	Clyde Lee (27) of Vanderbilt on 1/11/1965
Recorded a double-double:	Tolu Smith III of Mississippi St. (19 pts. & 12 rebs.) on 2/7/2024
Two players with 10+ rebounds:	Tolu Smith III (12) & Cameron Matthews (11) of Miss. St. on 2/7/2024
Scored 20 points and had 20 rebounds:	Oscar Tshiebwe of Kentucky (37 pts., 24 rebs.) on 1/17/2023
Recorded a triple-double:	Nick Calathes (20 pts., 13 rebs., 10 asts.) of Florida on 1/28/2009
Had only one player scored in double figures:	KJ Williams (18) of LSU on 2/14/2023
Had five players scored in double figures:	Tre Mitchell (23), Antonio Reeves (21), D.J. Wagner (18), Zvonimir Ivisic (13) & Reed Sheppard (12) of Kentucky (1/20/2024)
Had two players scored 20 points:	Mark Sears (23) & Grant Nelson (20) of Alabama on 1/31/2024
Attempted 20+ field goals:	Dalton Knecht (20) of Tennessee on 1/13/2024
Attempted 25+ field goals:	Jock Landale (25) of St. Mary's (Calif.) on 11/26/2017
Made 10+ field goals:	Micah Handlogten (10) of Florida on 1/27/2024
Made 5+ 3-point field goals:	Dalton Knecht (5) of Tennessee on 1/13/2024
Had 5+ blocks:	Jonas Aidoo (5) of Tennessee on 1/13/2024
Had 5+ steals:	Santiago Vescovi (5) of Tennessee on 1/25/2023
Had 10+ assists:	Xavier Pinson (10) of LSU on 2/16/2022
Had 15+ assists:	TyTy Washington (17) of Kentucky on 1/8/2022
Played 40 minutes in a regulation game:	Sean East II of Missouri on 1/6/2024
Played more than 40+ minutes:	Walter Clayton Jr. (41:31) & Zyon Pullin (41:14) of Florida on 1/27/2024
Played 45+ minutes:	45 by Kendrick Davis, Feron Hunt & Tyson Jolly of SMU on 12/20/2019

# 1

## Oregon 82, Georgia 71

11/6/23 • Las Vegas, Nev.

### GEORGIA (0-1)

Player	FGs	3FGs	FTs	Rb	Pf	Pts	A	T	B	S	MP
Tchewa	2-5	0-0	1-2	9	3	5	0	1	0	0	20:02
Abdur-Rahim	3-8	3-6	9-12	5	4	18	0	0	0	1	32:19
Thomasson	2-9	1-4	1-1	2	2	6	3	3	0	0	28:40
Demary	3-9	1-4	1-3	5	4	8	2	1	0	2	23:17
Melendez	4-9	1-3	3-5	3	3	12	0	5	1	1	22:25
Hill	3-9	2-6	1-3	3	0	9	4	3	0	1	21:34
DeLoach	0-3	0-0	1-2	5	4	1	1	0	0	0	14:38
Cain	5-11	2-7	0-1	2	3	12	0	1	1	2	19:58
James	0-1	0-0	0-1	2	1	0	0	1	1	1	05:13
Moncrieffe	0-1	0-0	0-0	0	0	0	1	1	1	9	04:33
Anselem-Ibe	0-0	0-0	0-0	1	2	0	0	0	0	0	07:22
Team				4							
<b>TOTALS</b>	<b>22-65</b>	<b>10-30</b>	<b>17-30</b>	<b>41</b>	<b>26</b>	<b>71</b>	<b>11</b>	<b>16</b>	<b>4</b>	<b>8</b>	<b>200:00</b>

### OREGON (1-0)

Player	FGs	3FGs	FTs	Rb	Pf	Pts	A	T	B	S	MP
Dante	6-12	0-0	4-10	21	2	16	2	3	0	2	27:05
Bittle	5-13	1-3	2-4	9	4	13	0	2	0	1	19:01
Zarzuela	1-6	0-2	1-2	5	4	3	2	4	0	1	30:17
Cousnard	6-11	0-1	2-4	4	2	14	5	2	0	2	28:13
Barthelemy	2-10	1-2	3-5	1	3	8	1	1	0	0	25:32
Evans	2-5	1-2	0-2	2	2	5	0	0	1	1	19:29
Rigsby	6-9	2-3	2-2	6	3	16	3	2	0	1	28:24
Oquendo	3-5	1-1	0-0	3	3	7	0	0	0	0	08:37
Tracey	0-1	0-1	0-0	1	0	0	0	1	0	1	08:48
Diawara	0-1	0-0	0-0	1	0	0	0	0	1	0	04:10
Reichle	0-0	0-0	0-0	0	0	0	0	0	0	0	00:25
Team				10							
<b>TOTALS</b>	<b>31-73</b>	<b>6-15</b>	<b>14-29</b>	<b>63</b>	<b>23</b>	<b>82</b>	<b>13</b>	<b>15</b>	<b>2</b>	<b>9</b>	<b>200:00</b>

SCORE BY PERIODS	1ST	2ND	TOT.	DEADBALL REBS.	TOT.
Georgia	30	41	71	Georgia	3
Oregon	40	42	82	Oregon	6

Officials: Tony Paddila, Joe Lindsay, Chuck Jones. Att.: 7,585.

POINTS IN THE PAINT	UGA	UO
POINTS OFF TURNOVERS	20	48
2ND CHANCE POINTS	20	28
BENCH POINTS	9	15
	22	28

# 4

## Miami 79, Georgia 68

11/17/23 • Nassau, Bahamas

### GEORGIA (2-2)

Player	FGs	3FGs	FTs	Rb	Pf	Pts	A	T	B	S	MP
Tchewa	1-5	0-0	0-0	5	2	2	1	2	0	0	16:15
Abdur-Rahim	3-11	1-8	6-6	5	3	13	0	2	0	1	28:08
Thomasson	5-9	3-6	1-4	2	1	14	0	2	0	0	25:57
Demary Jr.	3-9	1-4	2-4	8	2	9	7	6	0	3	32:58
Melendez	1-6	0-3	2-2	2	2	4	0	1	0	0	18:23
Cain	7-12	4-9	0-0	4	1	18	2	2	0	0	22:45
Hill	0-3	0-1	0-0	2	2	0	1	0	0	0	19:20
James	0-0	0-0	0-0	1	1	0	1	0	0	0	10:43
DeLoach	0-2	0-0	2-2	2	5	2	0	0	1	0	10:39
Anselem-Ibe	1-2	0-0	1-2	2	0	3	0	0	0	0	06:24
Moncrieffe	1-1	0-0	1-2	0	1	3	0	0	1	0	08:29
Team				1							
<b>TOTALS</b>	<b>22-60</b>	<b>9-31</b>	<b>15-22</b>	<b>34</b>	<b>20</b>	<b>68</b>	<b>12</b>	<b>15</b>	<b>2</b>	<b>4</b>	<b>200:00</b>

### MIAMI (4-0)

Player	FGs	3FGs	FTs	Rb	Pf	Pts	A	T	B	S	MP
Omier	3-9	1-4	4-5	6	4	11	2	2	1	0	28:06
Cleveland	8-13	2-5	0-0	6	4	18	1	3	0	0	34:05
Joseph	5-8	1-2	2-2	6	3	13	3	0	0	3	36:35
Poplar	4-13	2-7	3-3	11	1	13	1	3	0	0	34:13
Pack	4-11	1-5	7-7	5	2	16	3	3	0	2	35:38
Casey	0-0	0-0	0-0	0	0	0	0	0	0	0	02:45
George	2-4	0-1	0-0	1	3	4	1	1	0	0	14:44
Watson	1-1	0-0	2-2	0	1	4	0	0	0	0	11:08
Nwoko	0-1	0-0	0-0	0	1	0	0	0	0	0	02:47
Team				2							
<b>TOTALS</b>	<b>27-60</b>	<b>7-24</b>	<b>18-19</b>	<b>37</b>	<b>19</b>	<b>79</b>	<b>11</b>	<b>12</b>	<b>1</b>	<b>5</b>	<b>200:00</b>

SCORE BY PERIODS	1ST	2ND	TOT.	DEADBALL REBS.	TOT.
Georgia	29	39	68	Georgia	3
Oregon	39	40	79	Oregon	7

Officials: Gary Maxwell, Marques Pettigrew, Don Daily. Att.: 1,856.

POINTS IN THE PAINT	UGA	UM
POINTS OFF TURNOVERS	26	34
2ND CHANCE POINTS	14	16
BENCH POINTS	9	11
	26	8

# 2

## Georgia 80, Wake Forest 77

11/10/23 • Athens, Ga.

### WAKE FOREST (1-1)

Player	FGs	3FGs	FTs	Rb	Pf	Pts	A	T	B	S	MP
Carr	6-11	2-5	4-5	8	4	18	1	3	2	0	28:55
Marsh	2-2	0-0	0-0	7	0	4	0	1	1	2	20:28
Miller	6-15	3-7	7-7	6	4	22	7	1	2	1	30:05
Hildreth	4-13	2-6	2-2	2	4	12	3	1	0	0	35:19
Salis	5-18	2-7	1-2	2	3	13	2	3	0	0	38:45
Marion	1-2	1-2	2-2	8	2	5	0	2	0	0	29:11
Friedrichsen	1-3	1-3	0-0	2	1	3	1	0	0	0	12:50
Canka	0-0	0-0	0-0	0	0	0	0	0	0	0	03:01
Keller	0-0	0-0	0-0	0	0	0	0	1	0	0	01:26
Team				6							
<b>TOTALS</b>	<b>25-64</b>	<b>11-30</b>	<b>16-18</b>	<b>41</b>	<b>18</b>	<b>77</b>	<b>14</b>	<b>13</b>	<b>4</b>	<b>3</b>	<b>200:00</b>

### GEORGIA (1-1)

Player	FGs	3FGs	FTs	Rb	Pf	Pts	A	T	B	S	MP
Tchewa	5-11	0-0	1-2	6	1	11	1	2	1	0	21:29
Abdur-Rahim	5-12	3-7	4-4	4	2	17	0	1	0	1	30:19
Thomasson	9-18	3-8	0-0	5	2	21	3	0	0	0	35:40
Demary Jr.	3-5	0-0	4-4	5	4	10	2	2	0	1	27:52
Melendez	4-7	0-2	2-3	6	2	10	2	0	0	2	32:06
Cain	1-3	0-2	0-1	0	0	2	1	0	0	1	14:58
Hill	1-3	0-1	0-0	0	2	2	1	0	0	1	14:46
DeLoach	2-5	0-0	1-4	7	2	5	0	2	1	1	18:31
James	1-2	0-1	0-0	1	0	2	1	0	0	0	04:19
Team				4							
<b>TOTALS</b>	<b>31-66</b>	<b>6-21</b>	<b>12-18</b>	<b>38</b>	<b>15</b>	<b>80</b>	<b>11</b>	<b>7</b>	<b>2</b>	<b>7</b>	<b>200:00</b>

SCORE BY PERIODS	1ST	2ND	TOT.	DEADBALL REBS.	TOT.
Wake Forest	36	41	77	Wake Forest	0
Georgia	40	40	80	Georgia	3

Officials: Doug Shows, Steven Anderson, Jerry Heater. Att.: 8,176.

POINTS IN THE PAINT	WFO	UGA
POINTS OFF TURNOVERS	26	46
2ND CHANCE POINTS	6	12
BENCH POINTS	18	16
	8	11

# 5

## Providence 71, Georgia 64

11/19/23 • Nassau, Bahamas

### PROVIDENCE (4-1)

Player	FGs	3FGs	FTs	Rb	Pf	Pts	A	T	B	S	MP
Odoro	6-8	2-2	5-6	9	2	19	2	3	1	1	32:56
Hopkins	5-11	0-2	5-6	9	1	15	2	5	1	1	40:00
Gaines	0-2	0-2	0-0	2	4	0	0	1	1	0	28:47
Floyd	4-9	1-5	2-2	1	3	11	1	0	0	0	33:45
Carter	8-20	3-12	0-0	11	4	19	5	3	1	1	36:10
Barron	1-4	1-3	0-0	0	0	3	1	0	1	0	15:19
Castro	2-2	0-0	0-0	3	1	4	0	3	1	0	13:03
Team				4							
<b>TOTALS</b>	<b>26-56</b>	<b>7-26</b>	<b>12-14</b>	<b>39</b>	<b>15</b>	<b>71</b>	<b>11</b>	<b>15</b>	<b>6</b>	<b>3</b>	<b>200:00</b>

### GEORGIA (2-3)

Player	FGs	3FGs	FTs	Rb	Pf	Pts	A	T	B	S	MP
Tchewa	2-2	0-0	2-2	4	2	6	0	2	0	0	21:46
Abdur-Rahim	3-7	3-6	0-0	1	1	9	0	1	0	0	26:21
Thomasson	7-21	2-8	3-4	5	1	19	1	0	0	2	33:06
Demary	1-3	0-0	0-0	1	1	2	0	4	0	1	20:38
Melendez	5-9	1-3	4-4	5	3	15	3	2	0	2	30:34
Hill	3-11	0-0	1-2	1	3	7	3	0	0	0	23:07
DeLoach	3-4	0-0	0-0	6	0	6	0	0	0	1	14:04
Cain	0-5	0-2	0-0	0	1	0	0	1	0	0	11:54
Moncrieffe	0-1	0-0	0-0	1	2	0	0	1	1	0	12:01
Anselem-Ibe	0-0	0-0	0-0	1	1	0	0	0	0	0	05:23
James	0-0	0-0	0-0	0	0	0	0	0	0	0	01:06
Team				4							
<b>TOTALS</b>	<b>24-63</b>	<b>6-19</b>	<b>10-12</b>	<b>29</b>	<b>15</b>	<b>64</b>	<b>7</b>	<b>11</b>	<b>1</b>	<b>7</b>	<b>200:00</b>

SCORE BY PERIODS	1ST	2ND	TOT.	DEADBALL REBS.	TOT.
Providence	32	39	71	Providence	2
Georgia	34	30	64	Georgia	3

Officials: Mike Roberts, Don Daily, Darron George. Att.: TBD.

POINTS IN THE PAINT	PC	UGA
POINTS OFF TURNOVERS	34	32
2ND CHANCE POINTS	12	13
BENCH POINTS	11	19
	7	13

# 3

## Georgia 64, N.C. Central 54

11/12/23 • Athens, Ga.



7

### Georgia 68, Florida State 66 11/29/23 • Tallahassee, Fla.

#### GEORGIA (4-3)

Player	FGs	3FGs	FTs	Rb	Pf	Pts	A	T	B	S	MP
DeLoach	0-1	0-0	0-2	3	4	0	0	1	0	0	17:23
Tchewa	0-1	0-0	0-0	6	2	0	1	1	0	0	18:01
Abdur-Rahim	4-7	4-6	0-0	0	3	12	0	1	0	1	25:44
Thomasson	2-9	2-8	2-3	3	1	8	3	0	0	0	24:51
Demary	4-9	1-3	6-10	6	4	15	3	2	1	1	28:06
Moncrieffe	0-2	0-0	0-0	3	1	0	0	1	0	0	07:22
Melendez	5-11	0-3	2-2	11	0	12	1	2	0	2	25:58
Hill	5-10	0-2	3-5	1	1	13	3	2	0	0	27:29
Blue Cain	1-4	1-3	0-0	0	2	3	0	0	0	0	12:38
Anselem-Ibe	1-1	0-0	3-4	3	2	5	0	0	0	0	12:28
Team				2							
<b>TOTALS</b>	<b>22-55</b>	<b>8-25</b>	<b>16-26</b>	<b>38</b>	<b>20</b>	<b>68</b>	<b>11</b>	<b>10</b>	<b>1</b>	<b>4</b>	<b>200:00</b>

#### FLORIDA STATE (4-2)

Player	FGs	3FGs	FTs	Rb	Pf	Pts	A	T	B	S	MP
Watkins	2-10	1-3	2-2	5	5	7	1	4	1	1	24:40
De Green	4-9	0-2	6-7	9	2	14	1	3	0	0	26:17
Miller	3-6	3-4	0-0	5	5	9	2	0	1	0	22:42
Warley	0-7	0-0	0-2	6	4	0	3	0	0	0	28:49
Da Green	8-16	4-8	1-2	5	2	21	2	0	0	0	35:24
Jackson	1-5	0-2	2-2	0	2	4	1	0	0	1	14:42
Corhen	1-2	0-0	1-1	1	0	3	0	0	0	0	10:23
Nickelberry	0-2	0-2	0-0	1	0	0	0	1	0	0	10:11
Fletcher	2-4	0-1	2-2	3	3	6	0	1	0	0	18:04
Gainey	0-2	0-0	0-0	2	1	0	0	0	0	0	03:20
House	0-0	0-0	0-0	0	0	0	0	0	0	0	01:42
Bowen	1-1	0-0	0-0	1	0	2	0	0	0	0	03:46
Team				4							
<b>TOTALS</b>	<b>22-64</b>	<b>8-22</b>	<b>14-18</b>	<b>42</b>	<b>24</b>	<b>66</b>	<b>10</b>	<b>9</b>	<b>2</b>	<b>2</b>	<b>200:00</b>

SCORE BY PERIODS	1ST	2ND	TOT.	DEADBALL REBS.	TOT.
Georgia	21	47	68	Georgia	4
Florida State	25	41	66	5	

Officials: Lee Cassell, Bill Covington, AJ Desai. Att.: 6,688.

POINTS IN THE PAINT	UGA	FSU
POINTS OFF TURNOVERS	26	20
2ND CHANCE POINTS	17	11
BENCH POINTS	8	11
	33	15

8

### Georgia 80, Mercer 69 12/1/23 • Athens, Ga.

#### MERCER (2-5)

Player	FGs	3FGs	FTs	Rb	Pf	Pts	A	T	B	S	MP
McCreary	6-12	0-0	3-4	3	3	15	0	1	1	4	22:27
Ngumazi	3-7	0-2	0-0	2	2	6	1	1	0	1	14:19
Quinones	4-6	2-2	0-0	5	3	10	7	2	0	0	30:36
Hunter	1-5	1-2	1-2	0	2	4	1	0	0	0	11:11
Carmody	1-5	0-0	0-0	2	4	2	1	0	0	0	15:14
Benard	0-2	0-0	0-0	1	1	0	0	1	0	2	11:25
Holt	3-4	2-2	0-2	4	3	8	1	0	0	0	23:54
Davis	5-10	3-8	0-0	3	4	13	2	2	0	0	32:04
Cobb	0-2	0-1	0-0	0	1	0	3	0	0	0	12:47
Grant	0-1	0-1	0-0	0	2	0	2	0	0	0	03:52
Thomas	4-13	2-5	1-2	3	3	11	2	0	0	1	22:11
Team				6							
<b>TOTALS</b>	<b>27-67</b>	<b>10-23</b>	<b>5-10</b>	<b>29</b>	<b>28</b>	<b>69</b>	<b>20</b>	<b>7</b>	<b>1</b>	<b>8</b>	<b>200:00</b>

#### GEORGIA (5-3)

Player	FGs	3FGs	FTs	Rb	Pf	Pts	A	T	B	S	MP
Moncrieffe	0-2	0-0	1-3	5	0	1	2	2	1	0	14:17
Tchewa	3-5	0-0	4-8	8	2	10	2	2	1	1	32:31
Abdur-Rahim	2-4	1-1	8-9	1	0	13	0	0	1	1	22:54
Thomasson	2-7	1-3	0-0	3	1	5	1	0	0	0	25:02
Demary	4-7	2-4	3-4	7	2	13	1	2	0	0	30:52
Cain	2-3	1-2	1-2	2	3	6	0	3	1	1	15:33
Hill	3-4	1-1	4-6	4	1	11	1	2	0	0	23:35
Melendez	5-8	2-4	6-6	4	3	18	2	3	0	1	27:47
Anselem-Ibe	0-0	0-0	3-4	0	2	3	1	0	0	1	07:29
Team				5							
<b>TOTALS</b>	<b>21-40</b>	<b>8-15</b>	<b>30-42</b>	<b>39</b>	<b>14</b>	<b>80</b>	<b>10</b>	<b>14</b>	<b>4</b>	<b>5</b>	<b>200:00</b>

SCORE BY PERIODS	1ST	2ND	TOT.	DEADBALL REBS.	TOT.
Mercer	31	38	69	Mercer	3
Georgia	44	36	80	Georgia	5

Officials: Vladimir Voyard-Tadal, Patrick Evans, Paul Szclz. Att.: 5,694.

POINTS IN THE PAINT	MU	UGA
POINTS OFF TURNOVERS	24	22
2ND CHANCE POINTS	12	6
BENCH POINTS	2	8
	32	36

9

### Georgia 76, Georgia Tech 62 12/5/23 • Athens, Ga.

#### GEORGIA TECH (4-3)

Player	FGs	3FGs	FTs	Rb	Pf	Pts	A	T	B	S	MP
Ndongo	4-12	0-0	0-0	11	3	8	3	4	3	3	24:20
Dowuona	0-1	0-0	0-0	1	0	0	0	1	0	0	08:02
George	2-9	1-5	0-0	5	3	5	1	0	0	0	26:36
Kelly	4-15	2-8	2-2	7	2	12	4	2	0	1	31:42
Reeves	5-10	2-5	0-0	3	0	12	0	0	0	0	27:51
Coleman	3-12	2-6	0-0	4	2	8	2	0	0	1	27:53
Sturdivant	1-4	1-1	0-0	0	2	3	3	0	0	1	13:24
Claude	1-4	0-0	3-6	4	2	5	1	1	0	0	10:54
Sacko	1-3	0-1	0-2	3	1	2	1	0	0	1	09:33
Murphy	0-0	0-0	0-0	0	0	0	0	0	0	0	02:05
Gapare	3-5	0-0	1-3	2	3	7	0	0	2	0	17:40
Team				3							
<b>TOTALS</b>	<b>24-75</b>	<b>8-27</b>	<b>6-13</b>	<b>43</b>	<b>18</b>	<b>62</b>	<b>15</b>	<b>8</b>	<b>5</b>	<b>7</b>	<b>200:00</b>

#### GEORGIA (6-3)

Player	FGs	3FGs	FTs	Rb	Pf	Pts	A	T	B	S	MP
Moncrieffe	0-1	0-0	0-0	1	0	0	1	1	1	0	06:33
Tchewa	2-5	0-1	3-4	9	4	7	3	2	0	1	30:14
Abdur-Rahim	5-9	1-3	1-1	8	1	12	0	1	0	0	27:43
Thomasson	6-10	2-5	2-3	5	0	16	2	0	0	3	27:17
Demary	3-9	0-2	2-5	7	4	8	1	0	0	0	26:38
Melendez	2-10	0-7	2-2	7	0	6	1	2	1	0	26:19
Hill	4-13	3-8	3-4	2	0	14	4	1	0	0	25:09
Cain	4-7	4-7	0-0	4	0	12	2	1	0	0	20:21
Anselem-Ibe	0-1	0-0	1-2	2	3	1	0	1	2	0	09:46
Team				5							
<b>TOTALS</b>	<b>26-65</b>	<b>10-33</b>	<b>14-21</b>	<b>50</b>	<b>14</b>	<b>76</b>	<b>14</b>	<b>9</b>	<b>4</b>	<b>4</b>	<b>200:00</b>

SCORE BY PERIODS	1ST	2ND	TOT.	DEADBALL REBS.	TOT.
Ga. Tech	20	42	62	Ga. Tech	6
Georgia	36	40	76	Georgia	5

Officials: Pat Adams, Steven Anderson, Jerry Heater. Att.: 9,017.

POINTS IN THE PAINT	GT	UGA
POINTS OFF TURNOVERS	32	28
2ND CHANCE POINTS	10	13
BENCH POINTS	23	16
	25	33

10

### Georgia 66, High Point 58 12/16/23 • Athens, Ga.

#### HIGH POINT (8-4)

Player	FGs	3FGs	FTs	Rb	Pf	Pts	A	T	B	S	MP
Hamilton	4-18	2-7	1-2	10	2	11	3	2	0	2	37:33
Bodo Bodo	1-3	0-0	1-4	15	1	3	0	2	4	0	30:39
Benham	4-11	4-9	6-6	6	1	18	3	0	0	0	33:26
Thiam	1-11	0-5	1-1	2	4	3	0	0	0	0	24:24
Miles	5-17	1-8	4-4	3	4	15	2	1	0	2	31:33
Potter	0-1	0-1	0-0	2	2	0	0	0	0	0	06:29
Giffa	2-12	2-6	2-2	2	2	8	2	2	0	2	31:03
Sargiunas	0-0	0-0	0-0	0	0	0	0	0	0	0	02:01
Dziuba	0-0	0-0	0-0	0	1	0	0	0	0	0	02:52
Team				11							
<b>TOTALS</b>	<b>17-73</b>	<b>9-36</b>	<b>15-19</b>	<b>51</b>	<b>17</b>	<b>58</b>	<b>10</b>	<b>9</b>	<b>4</b>	<b>6</b>	<b>200:00</b>

#### GEORGIA (7-3)

Player	FGs	3FGs	FTs	Rb	Pf	Pts	A	T	B	S	MP
Moncrieffe	0-3	0-0	1-2	2	1	1	0	2	1	0	10:35
Tchewa	4-8	0-0	3-3	6	3	11	1	1	3	0	29:33
Abdur-Rahim	1-4	1-2	3-3	4	2	6	0	0	0	0	20:58
Thomasson	4-10	0-3	3-4	6	0	11	2	1	0	0	26:46
Demary	4-7	2-2	2-2	6	2	12	4	1	1	2	30:34
Hill	2-5	0-2	3-6	2	1	7	1	1	0	0	26:04
Melendez	5-9	1-2	0-2	7	2	11	1	2	0	2	23:27
Cain	0-1	0-1	0-0	1	0	0	0	1	0	0	12:27
Anselem-Ibe	3-5	0-0	1-1	3	2	7	0	0	2	1	10:27
Sunahara	0-0	0-0	0-0	2	2	0	0	0	0	0	09:09
Team				1							
<b>TOTALS</b>	<b>23-52</b>	<b>4-12</b>	<b>16-23</b>	<b>40</b>	<b>15</b>	<b>66</b>	<b>9</b>	<b>9</b>	<b>7</b>	<b>5</b>	<b>200:00</b>

SCORE BY PERIODS	1ST	2ND	TOT.	DEADBALL REBS.	TOT.
High Point	33	25	58	High Point	2
Georgia	30	36	66	Georgia	3

Officials: Jason Baker, Garrick Shannon, Robert Felder. Att.: 6,523.

POINTS IN THE PAINT	HPU	UGA
POINTS OFF TURNOVERS	14	34
2ND CHANCE POINTS	8	10
BENCH POINTS	13	3
	8	25

11

# 13

**Georgia 93,  
Alabama A&M 73**  
12/30/23 • Athens, Ga.

## ALABAMA A&M (1-12)

Player	FGs	3FGs	FTs	Rb	Pf	Pts	A	T	B	S	MP
Peek	1-5	1-3	2-2	4	0	5	1	3	0	1	21:00
Williams	3-5	0-0	3-5	3	1	9	1	1	0	0	19:24
Tucker	5-6	1-1	0-0	2	3	11	5	3	0	2	27:46
Smith	5-8	1-2	3-5	2	1	14	0	3	0	2	21:47
Downey	2-4	1-3	0-0	3	3	5	0	2	0	0	18:20
Randall	1-3	0-0	2-2	1	1	4	2	4	1	1	16:27
Moodie	6-11	0-0	2-2	4	5	14	1	2	2	0	22:29
Lee	0-0	0-0	0-0	2	1	0	0	0	0	0	10:39
Bryant	1-7	0-0	4-4	3	3	6	1	0	0	0	15:32
McLean	0-3	0-1	2-3	1	3	2	0	0	0	0	07:34
Osborne	0-0	0-0	0-0	3	0	0	1	2	1	1	14:30
Hughley	1-1	1-1	0-0	0	0	3	0	0	0	1	04:32
Team					5			2			
<b>TOTALS</b>	<b>25-53</b>	<b>5-11</b>	<b>18-23</b>	<b>33</b>	<b>21</b>	<b>73</b>	<b>12</b>	<b>22</b>	<b>4</b>	<b>8</b>	<b>200:00</b>

## GEORGIA (10-3)

Player	FGs	3FGs	FTs	Rb	Pf	Pts	A	T	B	S	MP
Sunahara	3-5	1-1	0-0	4	1	7	0	1	1	1	19:58
Tchewa	2-3	0-0	2-2	8	3	6	2	0	0	2	22:28
Abdur-Rahim	2-11	1-8	2-4	2	3	7	0	0	1	2	19:39
Thomasson	3-6	1-2	0-2	3	2	7	3	0	0	2	15:47
Demary	4-8	0-1	2-6	2	3	10	5	4	0	1	21:34
Cain	7-9	3-5	1-2	1	3	18	1	0	0	1	21:58
Hill	4-11	2-5	0-0	2	0	10	5	1	0	2	21:57
James	4-4	1-1	0-1	3	1	9	1	1	2	0	13:56
Melendez	4-8	1-1	2-2	6	0	11	2	2	0	4	19:37
DeLoach	0-1	0-0	2-2	4	4	2	0	1	0	0	07:52
Anselem-Ibe	1-1	0-0	1-2	1	0	3	0	0	0	2	06:18
Moncrieffe	0-0	0-0	1-2	0	0	1	0	1	0	0	03:52
Newell	0-0	0-0	2-2	0	2	2	0	1	0	0	03:22
Klatsky	0-0	0-0	0-0	0	0	0	0	0	0	0	01:42
Team					1						
<b>TOTALS</b>	<b>34-67</b>	<b>10-24</b>	<b>15-27</b>	<b>37</b>	<b>22</b>	<b>93</b>	<b>19</b>	<b>12</b>	<b>6</b>	<b>15</b>	<b>200:00</b>

## SCORE BY PERIODS

1ST	2ND	TOT.	DEADBALL REBS.	TOT.
Alabama A&M	24	49	73	3
Georgia	46	47	93	5

Officials: Tony Greene, Keith Patterson, AJ Desai. Att.: 7,793.

	AAMU	UGA
POINTS IN THE PAINT	36	48
POINTS OFF TURNOVERS	10	24
2ND CHANCE POINTS	9	19
BENCH POINTS	29	56

# 16

**No. 5/5 Tennessee 85,  
Georgia 79**  
1/13/24 • Athens, Ga.

## TENNESSEE (12-4, 2-1)

Player	FGs	3FGs	FTs	Rb	Pf	Pts	A	T	B	S	MP
Aldoo	4-8	0-0	2-2	15	2	10	3	1	5	1	35:04
Knecht	12-20	5-8	7-9	4	1	36	3	1	1	1	33:22
Zeigler	5-10	1-6	7-10	5	0	18	5	6	0	2	37:34
Vescovi	2-5	2-5	0-0	2	4	6	3	2	0	0	26:23
James	2-9	0-3	0-0	6	2	4	2	2	0	0	27:05
Mashack	1-3	1-2	0-0	3	3	3	1	1	0	1	15:48
Gainey	0-1	0-1	0-0	1	1	0	0	0	0	0	13:20
Dillione	0-2	0-1	2-2	1	1	2	0	0	0	1	04:02
Awaka	3-3	0-0	0-0	2	2	6	0	1	0	0	07:22
Team					7						
<b>TOTALS</b>	<b>29-61</b>	<b>9-26</b>	<b>18-23</b>	<b>46</b>	<b>16</b>	<b>85</b>	<b>17</b>	<b>14</b>	<b>6</b>	<b>6</b>	<b>200:00</b>

## GEORGIA (12-4, 2-1)

Player	FGs	3FGs	FTs	Rb	Pf	Pts	A	T	B	S	MP
Sunahara	0-0	0-0	0-0	4	1	0	1	0	0	0	12:04
Tchewa	0-5	0-0	1-2	3	3	1	2	2	0	0	25:08
Abdur-Rahim	5-9	5-9	6-6	5	3	21	0	2	0	1	28:19
Thomasson	5-15	3-11	1-2	2	0	14	1	1	0	0	29:17
Demary	3-6	1-1	6-7	4	5	13	3	0	1	2	29:30
Hill	1-8	0-2	4-4	4	0	6	4	1	0	1	19:23
Cain	3-8	3-6	0-0	2	3	9	3	0	0	1	19:14
Melendez	5-14	2-4	1-2	6	1	13	0	1	0	0	23:01
DeLoach	1-4	0-0	0-0	5	2	2	0	1	0	1	14:04
Team					3					1	
<b>TOTALS</b>	<b>23-69</b>	<b>14-33</b>	<b>19-23</b>	<b>38</b>	<b>18</b>	<b>79</b>	<b>14</b>	<b>9</b>	<b>1</b>	<b>6</b>	<b>200:00</b>

## SCORE BY PERIODS

1ST	2ND	TOT.	DEADBALL REBS.	TOT.
Tennessee	42	43	85	1
Georgia	37	42	79	2

Officials: Doug Shows, Chuck Jones, Jason Baker. Att.: 10,523.

	UT	UGA
POINTS IN THE PAINT	36	18
POINTS OFF TURNOVERS	13	13
2ND CHANCE POINTS	14	16
BENCH POINTS	11	30

# 14

**Georgia 75,  
Missouri 68**  
1/6/24 • Columbia, Mo.

## GEORGIA (11-3, 1-0)

Player	FGs	3FGs	FTs	Rb	Pf	Pts	A	T	B	S	MP
Sunahara	0-0	0-0	0-0	1	1	0	1	0	0	0	08:32
Tchewa	5-5	0-0	8-9	11	2	18	1	2	0	1	29:20
Abdur-Rahim	3-8	3-6	0-0	3	4	9	2	1	0	0	31:09
Thomasson	6-9	3-6	0-0	4	0	15	2	1	0	1	32:21
Demary Jr.	2-4	1-2	5-6	6	2	10	0	3	0	0	25:51
Hill	5-12	4-8	2-6	2	0	16	4	3	0	1	28:44
Melendez	1-8	1-5	0-0	0	1	3	1	0	0	1	14:09
Cain	1-4	0-1	0-0	2	0	2	1	1	0	0	19:14
DeLoach	1-1	0-0	0-0	1	0	2	0	0	1	0	10:40
Team					4					1	
<b>TOTALS</b>	<b>24-51</b>	<b>12-28</b>	<b>15-21</b>	<b>34</b>	<b>10</b>	<b>75</b>	<b>12</b>	<b>12</b>	<b>1</b>	<b>4</b>	<b>200:00</b>

## MISSOURI (8-6, 0-1)

Player	FGs	3FGs	FTs	Rb	Pf	Pts	A	T	B	S	MP
Shaw	7-8	0-0	0-0	6	1	14	0	2	1	0	25:43
Carter	4-10	3-4	2-2	3	3	13	3	2	1	0	35:28
Bates	6-11	1-3	2-3	4	4	15	1	2	0	0	31:23
Honor	1-7	1-5	2-2	3	3	5	2	1	0	2	37:08
East	9-20	0-2	0-0	6	2	18	8	0	1	2	40:00
Vanover	0-2	0-1	0-0	0	1	0	0	0	0	0	06:21
Robinson	0-0	0-0	0-0	1	1	0	0	0	0	1	02:02
Carralero Martin	1-1	1-1	0-0	2	0	3	0	1	3	0	12:18
Butler	0-2	0-1	0-0	2	0	0	0	0	1	0	05:32
Lewis	0-1	0-1	0-0	0	0	0	0	0	0	0	01:51
Pierce	0-1	0-1	0-0	1	0	0	0	0	0	0	02:14
Team					3						
<b>TOTALS</b>	<b>28-63</b>	<b>6-19</b>	<b>6-7</b>	<b>31</b>	<b>18</b>	<b>168</b>	<b>14</b>	<b>8</b>	<b>7</b>	<b>5</b>	<b>200:00</b>

## SCORE BY PERIODS

1ST	2ND	TOT.	DEADBALL REBS.	TOT.
Georgia	40	35	75	3
Missouri	38	30	68	1

Officials: Steven Anderson, Anthony Jordan, Wil Howard Att.: 12,407.

	UGA	MIZ
POINTS IN THE PAINT	22	36
POINTS OFF TURNOVERS	12	14
2ND CHANCE POINTS	4	15
BENCH POINTS	23	3

# 17

**Georgia 74,  
South Carolina 69**  
1/16/24 • Columbia, S.C.

## GEORGIA (13-4, 3-1)

Player	FGs	3FGs	FTs	Rb	Pf	Pts	A	T	B	S	MP
Sunahara	0-1	0-0	0-0	0	1	0	0	0	0	0	09:42
Tchewa	4-7	0-0	1-2	2	2	9	0	1	2	0	19:26
Abdur-Rahim	3-11	1-5	4-5	8	3	11	0	1	1	0	30:04
Thomasson	2-7	0-1	3-3	0	1	7	0	1	0	0	22:42
Demary Jr.	3-5	0-0	9-12	7	1	15	1	1	2	2	30:45
Melendez	4-7	2-4	2-2	2	2	12	0	2	0	0	16:01
Hill	3-12	0-1	3-4	1	2	9	5	1	0	1	28:14
Cain	2-6	0-2	2-2	5	2	6	1	0	0	2	22:57
DeLoach	0-2	0-0	0-0	3	3	0	1	0	0	0	06:15
Anselem-Ibe	2-3	0-0	1-2	5	3	5	0	0	2	0	13:54
Team					12					1	
<b>TOTALS</b>	<b>23-61</b>	<b>3-13</b>	<b>25-32</b>	<b>45</b>	<b>20</b>	<b>74</b>	<b>8</b>	<b>8</b>	<b>7</b>	<b>5</b>	<b>200:00</b>

## SOUTH CAROLINA (14-3, 2-2)

Player	FGs	3FGs	FTs	Rb	Pf	Pts	A	T	B	S	MP
Mack	5-13	1-6	5-6	5	3	16	0	1	1	0	27:35
Stute	2-6	1-3	0-0	1	3	5	1	1	0	0	19:59
Murray-Boyles	2-3	0-0	4-10	6	3	8	2	2	4	0	22:09
Johnson	6-11	4-7	3-4	4	5	19	1	1	0	1	31:28
Cooper	3-7	0-2	2-2	6	3	8	3	1	1	1	37:14
Davis	0-5	0-3	1-2	3	3	1	3	0	0	0	23:16
Wright	3-8	0-4	1-2	1	2	7	0	2	0	0	27:28
Gray	1-2	0-0	0-5	3	0	2	0	1	2	0	04:03
Ugusuk	0-1	0-1	0-0	0	0	0	0	0	0	0	03:21
Bosmans-Verdonk	1-2	0-0	1-1	0	2	3	2	0	0	0	03:19
Clark	0-0	0-0	0-0	1	0	0	0	0	0	0	00:08
Team				6							

19

# Georgia 68, LSU 66

1/24/24 • Athens, Ga.

## LSU (11-8, 3-3)

Player	FGs	3FGs	FTs	Rb	Pf	Pts	A	T	B	S	MP
Reed	1-5	1-3	0-0	4	4	3	1	0	0	0	22:45
Baker	2-5	0-0	0-0	6	1	4	0	5	0	0	20:32
Williams	2-4	2-3	0-0	1	4	6	2	2	0	2	24:52
Cook	8-17	4-8	1-2	3	4	21	3	4	0	4	34:55
Wright	5-13	3-5	5-6	3	2	18	2	2	1	0	34:59
Hannibal	1-5	0-0	3-3	5	2	5	2	1	0	0	19:01
Dean	2-3	0-0	1-1	2	2	5	0	0	0	2	19:28
Fountain	0-1	0-1	2-2	3	0	2	1	1	0	1	17:15
Wilkinson	1-4	0-3	0-0	3	0	2	0	0	1	0	06:13
Team				4					1		
<b>TOTALS</b>	<b>22-57</b>	<b>10-23</b>	<b>12-14</b>	<b>34</b>	<b>19</b>	<b>66</b>	<b>11</b>	<b>16</b>	<b>2</b>	<b>9</b>	<b>200:00</b>

## GEORGIA (14-5, 4-2)

Player	FGs	3FGs	FTs	Rb	Pf	Pts	A	T	B	S	MP
Sunahara	0-0	0-0	0-0	1	1	0	0	2	1	1	06:28
Tchewa	4-8	0-0	3-4	11	4	11	1	2	2	1	28:48
Abdur-Rahim	2-10	1-8	4-5	6	3	9	0	3	0	2	33:10
Thomasson	4-10	2-6	1-2	2	2	11	2	2	0	0	29:57
Demary	4-7	1-1	6-6	2	2	15	1	3	1	2	28:46
Hill	1-5	0-0	2-3	0	0	4	1	2	0	0	21:25
Melendez	3-4	1-1	2-3	2	2	9	0	1	0	0	20:51
Cain	2-4	0-1	0-0	1	2	4	1	0	0	0	19:25
DeLoach	2-3	0-0	1-1	3	1	5	0	2	1	1	11:10
Team				6					1		
<b>TOTALS</b>	<b>22-51</b>	<b>5-17</b>	<b>19-24</b>	<b>34</b>	<b>17</b>	<b>68</b>	<b>6</b>	<b>18</b>	<b>5</b>	<b>7</b>	<b>200:00</b>

SCORE BY PERIODS	1ST	2ND	TOT.	DEADBALL REBS.	TOT.
LSU	33	33	66	LSU	1
Georgia	35	33	68	Georgia	2

Officials: Terry Oglesby, Lucas Santos, Brian Dorsey. Att.: 9,243.

	LSU	UGA
POINTS IN THE PAINT	22	32
POINTS OFF TURNOVERS	18	12
2ND CHANCE POINTS	14	11
BENCH POINTS	14	22

20

# Florida 102, Georgia 98

1/27/24 • Gainesville, Fla. • OT

## GEORGIA (14-6, 4-3)

Player	FGs	3FGs	FTs	Rb	Pf	Pts	A	T	B	S	MP
Sunahara	0-0	0-0	0-0	0	0	0	0	1	0	0	03:09
Tchewa	7-8	0-0	1-2	11	1	15	2	1	1	1	33:24
Abdur-Rahim	3-8	1-4	1-2	3	5	8	0	2	0	0	27:45
Thomasson	4-10	1-3	0-2	1	1	9	2	1	0	0	28:01
Demary	1-5	0-0	2-2	0	5	4	1	1	0	0	17:28
Hill	5-11	1-3	0-3	2	2	11	9	2	0	2	36:02
Cain	5-13	2-6	2-2	2	3	14	2	0	0	1	34:18
Anselem-Ibe	0-0	0-0	0-0	2	1	0	0	0	1	0	06:16
Melendez	13-19	6-10	3-4	3	0	35	1	0	0	5	33:09
DeLoach	1-1	0-0	0-0	1	1	2	1	0	1	1	05:29
Team				2					1		
<b>TOTALS</b>	<b>39-75</b>	<b>11-26</b>	<b>9-17</b>	<b>27</b>	<b>19</b>	<b>98</b>	<b>18</b>	<b>9</b>	<b>3</b>	<b>10</b>	<b>200:00</b>

## FLORIDA (14-6, 4-3)

Player	FGs	3FGs	FTs	Rb	Pf	Pts	A	T	B	S	MP
Samuel	4-10	0-0	0-0	8	4	8	1	3	0	0	24:59
Handlogten	10-13	1-1	2-3	17	3	23	0	3	0	1	35:13
Pullin	6-9	1-1	7-8	7	2	20	8	1	0	1	41:14
Clayton	6-13	4-9	2-2	2	2	18	2	2	1	1	41:31
Richard	8-14	1-7	1-1	7	1	18	3	4	1	3	39:13
Kugel	1-4	0-1	1-2	0	3	3	2	2	0	1	18:42
Haugh	1-2	0-1	0-0	1	0	2	0	0	0	0	04:56
Condon	3-6	0-0	4-4	4	1	10	5	2	1	0	18:01
Aberdeen	0-0	0-0	0-0	0	0	0	0	0	0	0	01:11
Team				2					2		
<b>TOTALS</b>	<b>39-71</b>	<b>7-20</b>	<b>17-20</b>	<b>48</b>	<b>16</b>	<b>102</b>	<b>21</b>	<b>19</b>	<b>3</b>	<b>7</b>	<b>200:00</b>

SCORE BY PERIODS	1ST	2ND	OT	TOT.	DEADBALL REBS.	TOT.
Georgia	34	51	13	98	Georgia	3
Florida	47	38	17	102	Florida	1

Officials: Pat Adams, K.B. Burdett Jr., Jason Baker. Att.: 10,045.

	UGA	UF
POINTS IN THE PAINT	54	56
POINTS OFF TURNOVERS	24	15
2ND CHANCE POINTS	3	12
BENCH POINTS	62	15

21

# No. 24/22 Alabama 85, Georgia 76

1310/24 • Athens, Ga.

## ALABAMA (15-6, 7-1)

Player	FGs	3FGs	FTs	Rb	Pf	Pts	A	T	B	S	MP
Nelson	8-11	2-4	2-2	3	3	20	0	1	2	1	28:56
Sears	8-14	3-5	4-4	5	2	23	5	2	0	4	37:26
Griffen	5-9	1-4	1-1	4	3	12	0	2	0	1	28:09
Wrightsell	2-5	1-4	2-2	1	2	7	2	0	0	4	25:08
Estrada	4-15	1-5	2-2	2	3	11	5	2	1	2	35:47
Wague	0-0	0-0	1-4	1	2	1	1	0	1	1	06:16
Stevenson	2-2	0-0	0-0	5	0	4	1	1	0	0	19:24
Walters	0-1	0-1	0-0	2	0	0	0	1	0	0	09:54
Dioubate	3-3	0-0	1-4	1	2	7	0	0	1	0	09:00
Team				2							
<b>TOTALS</b>	<b>32-60</b>	<b>8-23</b>	<b>13-19</b>	<b>26</b>	<b>17</b>	<b>85</b>	<b>14</b>	<b>9</b>	<b>13</b>	<b>5</b>	<b>200:00</b>

## GEORGIA (14-7, 4-4)

Player	FGs	3FGs	FTs	Rb	Pf	Pts	A	T	B	S	MP
Tchewa	5-10	0-0	0-0	9	1	10	0	3	1	0	26:13
Abdur-Rahim	1-6	1-4	4-4	1	5	7	0	2	0	1	19:44
Thomasson	6-12	3-5	0-0	2	2	15	2	1	1	1	33:43
Demary	3-10	0-1	4-7	2	1	10	2	4	0	1	28:52
Melendez	5-8	1-1	4-4	10	4	15	1	2	0	3	28:04
Hill	2-5	0-2	1-1	4	1	5	4	3	0	0	21:38
Cain	3-7	2-4	0-0	4	1	8	1	1	1	2	25:01
DeLoach	2-3	0-0	2-2	2	3	6	0	1	0	0	13:19
James	0-0	0-0	0-0	0	0	0	0	2	0	0	03:26
Team				5							
<b>TOTALS</b>	<b>27-61</b>	<b>7-17</b>	<b>15-18</b>	<b>39</b>	<b>18</b>	<b>76</b>	<b>10</b>	<b>19</b>	<b>3</b>	<b>8</b>	<b>200:00</b>

SCORE BY PERIODS	1ST	2ND	TOT.	DEADBALL REBS.	TOT.
Alabama	27	58	85	Alabama	5
Georgia	41	35	76	Georgia	1

Officials: Bart Lenox, Lee Cassell, Joe Lindsey. Att.: 10,523.

	UA	UGA
POINTS IN THE PAINT	42	34
POINTS OFF TURNOVERS	19	9
2ND CHANCE POINTS	11	20
BENCH POINTS	12	19

22

# South Carolina 72, Georgia 62

2/3/24 • Athens, Ga.

## SOUTH CAROLINA (19-3, 7-2)

Player	FGs	3FGs	FTs	Rb	Pf	Pts	A	T	B	S	MP
Mack	3-10	0-3	3-5	1	1	9	1	3	0	0	18:06
Murray-Boyles	7-9	0-0	2-2	5	1	16	4	2	0	2	27:07
Johnson	4-8	3-5	0-0	4	1	11	3	0	0	0	31:58
Davis	3-5	0-2	0-0	6	3	6	3	0	0	1	31:33
Cooper	3-6	3-4	1-2	3	1	10	8	2	0	1	38:04
Gray	7-9	0-0	1-2	8	2	15	1	1	0	0	18:21
Wright	1-4	0-2	0-0	3	0	2	4	0	0	0	17:49
Stute	0-3	0-2	0-0	0	1	0	1	0	0	1	10:27
Ugusuk	1-2	1-2	0-0	0	0	3	0	0	0	0	06:35
Team				4					1		
<b>TOTALS</b>	<b>29-56</b>	<b>7-20</b>	<b>7-11</b>	<b>4</b>	<b>10</b>	<b>72</b>	<b>25</b>	<b>9</b>	<b>0</b>	<b>5</b>	<b>200:00</b>

## GEORGIA (14-8, 4-5)

Player	FGs	3FGs	FTs	Rb	Pf	Pts	A	T	B	S	MP
Tchewa	2-5	0-0	1-1	6	2	5	0	0	1	2	22:25
Abdur-Rahim	6-15	4-12	4-4	3	2	20	0	0	2	1	32:05
Thomasson	4-12	2-6	0-0	4	1	10	2	0	0	0	29:35
Demary	2-4	0-1	2-2	2	2	6	2	4	0	1	22:31
Melendez	2-5	0-2	2-2	5	2	6	1	3	1	1	29:41
Cain	4-8	3-4	0-0	0	3	11	0	1	0	0	18:07
Hill	2-6	0-3	0-0	0	1	4	4	0	0	0	28:45
DeLoach	0-1	0-0	0-0	3	1	0	0	1	0	1	13:34
Anselem-Ibe	0-0	0-0	0-0	2	0	0	0	0	1	0	03:17
Team				3					1		
<b>TOTALS</b>	<b>22-56</b>	<b>9-28</b>	<b>9-9</b>	<b>28</b>	<b>14</b>	<b>62</b>	<b>10</b>	<b>9</b>	<b>6</b>	<b>5</b>	<b>200:00</b>

SCORE BY PERIODS	1ST	2ND	TOT.	DEADBALL REBS.	TOT.
S. Carolina	38	34	72	S. Carolina	3
Georgia	40	22	62	Georgia	0

Officials: Chuck Jones, Mike Nance, Bharat Rammanan. Att.: 10,523.

	SC	UGA
POINTS IN THE PAINT	40	24
POINTS OFF TURNOVERS	7	9
2ND CHANCE POINTS	6	2
BENCH POINTS	20	15

23

# Mississippi State 75, Georgia 62

2/7/24 • Starkville, Miss.

## GEORGIA (14-9, 4-6)

Player	FGs	3FGs	FTs	Rb	Pf	Pts	A	T	B	S	MP
Sunahara	0-2	0-0	2-2	1	0	2	0	0	0	1	07:28
Tchewa	2-3	0-0	2-2	4	2	6	0	3	0	0	29:20
Thomasson	7-12	6-11	0-0	2	1	20	0	2	0	0	34:59
Demary	0-4	0-3	5-6	5	0	5	1	3	1	1	25:10
Hill	2-12	0-3	0-0	3	4	4	4	1	0	1	25:37
Anselem-Ibe	0-0	0-0	1-2	3	0	1	0	1	0	0	10:40
Cain	4-12	2-7	0-0	3	0	10	0	2	0	2	21:49
Abdur-Rahim	3-8	2-6	0-1	5	3	8	0	1	0	1	19:55
Melendez	1-3	1-2	0-0	1	2	3	1	0	0	0	14:56
James	1-1	1-1	0-0	0	3	3	0	0	0	1	10:06
Team				6							
TOTALS	20-57	12-33	10-13	33	15	62	6	13	1	7	200:00





# O'BLUE CAIN

6-5 || 194 || FR. || GUARD || KNOXVILLE, TENN. || IMG ACADEMY || SPORTS MANAGEMENT

## SEASON & CAREER HIGHS

### POINTS

**SEASON** 18 vs. Alabama A&M, Miami  
**CAREER** 18 vs. Alabama A&M, Miami

### REBOUNDS

**SEASON** 7 vs. N.C. Central (11/12/23)  
**CAREER** 7 vs. N.C. Central (11/12/23)

### ASSISTS

**SEASON** 3 vs. Tennessee, N. Florida  
**CAREER** 3 vs. Tennessee, N. Florida

### BLOCKS

**SEASON** 2 vs. N.C. Central (11/12/23)  
**CAREER** 2 vs. N.C. Central (11/12/23)

### STEALS

**SEASON** 2 Four times, last Miss. St.  
**CAREER** 2 Four times, last Miss. St.

### MINUTES

**SEASON** 34 vs. Florida (1/27/24)  
**CAREER** 34 vs. Florida (1/27/24)

### FIELD GOALS MADE

**SEASON** 7 vs. Alabama A&M, Miami  
**CAREER** 7 vs. Alabama A&M, Miami

### FIELD GOALS ATTEMPTED

**SEASON** 13 vs. Florida (1/27/24)  
**CAREER** 13 vs. Florida (1/27/24)

### 3-POINTERS MADE

**SEASON** 4 vs. Ga. Tech, Miami  
**CAREER** 4 vs. Ga. Tech, Miami

### 3-POINTERS ATTEMPTED

**SEASON** 9 vs. Miami (11/19/23)  
**CAREER** 9 vs. Miami (11/19/23)

### FREE THROWS MADE

**SEASON** 2 vs. Florida, S. Carolina-1  
**CAREER** 2 vs. Florida, S. Carolina-1

### FREE THROWS ATTEMPTED

**SEASON** 2 Four times, last vs. Florida  
**CAREER** 2 Four times, last vs. Florida

## MISCELLANEOUS STATS

### DOUBLE-DIGIT POINTS

**SEASON** 8 **CAREER** 8

### DOUBLE-DIGIT REBOUNDS

**SEASON** 0 **CAREER** 0

## 2023-24 SEASON HIGHLIGHTS:

- Scored 12 points against Oregon, the first Georgia freshman with a double-digit performance in the season opener since Anthony Edwards and Sahvir Wheeler scored 24 and 19 points, respectively, in 2019.
- Paced the Bulldogs on the boards against N.C. Central with seven rebounds.
- Scored seven points in a span of 60 seconds to turn a two-point deficit into a five-point lead over No. 12/11 Miami en route to a game-high 18 points versus the Hurricanes.
- Notched all 12 of his points by connecting on 4-of-7 3-point attempts against Georgia Tech.
- Put up a game-high 18 points against Alabama A&M while also producing the best single-game FG percentage by any Bulldog this season (.778).
- Scored 10 of his 14 points at Florida in the final 3:16 of regulation, as the score went from UF up 83-72 to tied.
- Averaging 10.8 ppg over last three outings.
- On the season, 33 of his 65 made field goals are 3-pointers – 50.8 percent.

## CAREER HIGHLIGHTS:

- Coached by Sean McAloon as a senior at IMG Academy.
- A consensus four-star recruit rated as the nation's No. 72 overall prospect in the 247Sports.com composite rankings.
- Overall, rated as the No. 53 prospect by On3.com, as well as No. 56 by ESPN.com, No. 77 by 247Sports.com and No. 94 by Rivals.com.
- Named first-team All-NIBC (National Interscholastic Basketball Conference), a league which featured five of the top-10 teams in the final ESPN SCNext national high school poll.
- Enjoyed a standout performance at the 2022 National Basketball Players Association's (NBPA) Top 100 camp, which was attended by 32 of the top 50 prospects in the Class of 2023
- Was was one of six players named first-team All-NBPA Camp and averaged 10.6 points, 6.3 rebounds, 3.3 assists and 1.4 steals while leading his team to the tournament championship.
- As a senior, averaged 12.9 points, 3.6 rebounds, 2.3 assists and 1.5 steals to help IMG Academy post an 18-8 record, reach the semifinals of the 2023 Geico Nationals and finish No. 9 in ESPN's SCNext national boys' basketball rankings.
- Coached by Michael Hutchins at Knoxville Catholic during his first three seasons of high school.
- Voted all-state by the Tennessee Sports Writers Association (TSWA) as both a sophomore and a junior.
- In 85 games played during three seasons at Knoxville Catholic, compiled 1213 points (14.3 ppg), 400 rebounds (4.7 rpg), 253 assists (3.0 apg) and 191 steals (2.2 spg) while helping the Fighting Irish to a combined record of 74-12.

## ▶ GAME-BY-GAME LINESCORES

Opponent	FGs	3FGs	FTs	OR	DR	RB	PF	PT	A	TO	B	S	MP
vs. Oregon	5-11	2-7	0-1	0	2	2	3	12	0	1	1	2	20
WAKE FOREST	1-3	0-2	0-1	0	0	0	0	2	1	0	0	1	15
N.C. CENTRAL	2-11	2-7	0-0	3	4	7	3	6	0	2	2	0	24
vs. Miami (Fla.)	7-12	4-9	0-0	1	3	4	1	18	2	2	0	0	23
vs. Providence	0-5	0-2	0-0	0	0	0	1	0	0	1	0	0	12
WINTHROP	2-5	0-2	0-0	0	0	0	1	4	0	1	0	0	18
at Florida State	1-4	1-3	0-0	0	0	0	2	3	0	0	0	0	13
MERCER	2-3	1-2	1-2	0	2	2	3	6	0	3	1	1	16
GEORGIA TECH	4-7	4-7	0-0	0	4	4	0	12	2	1	0	0	20
HIGH POINT	0-1	0-1	0-0	0	1	1	0	0	0	1	0	0	12
MOUNT ST. MARY'S	4-7	2-5	0-1	0	1	1	3	10	0	2	0	0	19
NORTH FLORIDA	2-5	1-3	0-0	0	0	0	0	5	3	0	1	0	21
ALABAMA A&M	7-9	3-5	1-2	0	1	1	3	18	1	0	0	1	22
at Missouri	1-4	0-1	0-0	0	2	2	0	2	1	1	0	0	19
ARKANSAS	3-4	1-1	0-0	0	2	2	1	7	1	0	0	1	20
TENNESSEE	3-8	3-6	0-0	1	1	2	3	9	3	0	0	1	19
at South Carolina	2-6	0-2	2-2	0	5	5	2	6	1	0	0	2	23
at Kentucky	1-2	0-1	0-0	0	1	1	1	2	1	0	0	0	16
LSU	2-4	0-1	0-0	1	0	1	2	4	1	0	0	0	19
at Florida	5-13	2-6	2-2	0	2	2	3	14	2	0	0	1	34
ALABAMA	3-7	2-4	0-0	1	3	4	1	8	1	1	1	2	25
SOUTH CAROLINA	4-8	3-4	0-0	0	0	0	3	11	0	1	0	0	18
at Mississippi State	4-12	2-7	0-0	0	3	3	0	10	0	2	0	2	22
at Arkansas													
FLORIDA													
at Vanderbilt													
AUBURN													
at LSU													
TEXAS A&M													
OLE MISS													
at Auburn													

## ▶ OVERALL CAREER STATISTICS

	GP-GS	MP-Avg.	FGs	Pct.	3FGs	Pct.	FTs	Pct.	O+R=Tot.-Avg.	PF-D	A	TO	BL	ST	Pts.-Avg.
2023-24	23-0	450-19.6	65-151	.430	33-88	.375	6-11	.545	7+37=44-1.9	36-0	20	19	6	14	169-7.3
TOTALS	23-0	450-19.6	65-151	.430	33-88	.375	6-11	.545	7+37=44-1.9	36-0	20	19	6	14	169-7.3



# 1 JABRI ABDUR-RAHIM

6-8 || 210 || SR. || GUARD || SOUTH ORANGE, N.J. || TR.-VIRGINIA || COMMUNICATION STUDIES

## SEASON & CAREER HIGHS

### POINTS

SEASON 34 vs. Kentucky (1/20/24)

CAREER 34 vs. Kentucky (1/20/24)

### REBOUNDS

SEASON 8 vs. S. Carolina-1, Ga. Tech

CAREER 11 vs. Notre Dame (12/18/22)

### ASSISTS

SEASON 2 vs. Three times, last Kentucky

CAREER 2 Five times, last  
vs. Arkansas (1/10/24)

### BLOCKS

SEASON 2 vs. S. Carolina (2/3/24)

CAREER 2 Four times, last  
vs. S. Carolina (2/3/24)

### STEALS

SEASON 3 vs. Mt. St. Mary's (12/20/23)

CAREER 3 vs. Mt. St. Mary's (12/20/23)

### MINUTES

SEASON 33 vs. LSU, Kentucky

CAREER 34 vs. Texas A&M (2/4/23)

### FIELD GOALS MADE

SEASON 8 vs. Kentucky (1/20/24)

CAREER 8 vs. Kentucky (1/20/24)

### FIELD GOALS ATTEMPTED

SEASON 16 vs. Kentucky (1/20/24)

CAREER 16 vs. Kentucky (1/20/24)

### 3-POINTERS MADE

SEASON 7 vs. Kentucky (1/20/24)

CAREER 7 vs. Kentucky (1/20/24)

### 3-POINTERS ATTEMPTED

SEASON 14 vs. Kentucky (1/20/24)

CAREER 14 vs. Kentucky (1/20/24)

### FREE THROWS MADE

SEASON 11 vs. Kentucky (1/20/24)

CAREER 11 vs. Kentucky (1/20/24)

### FREE THROWS ATTEMPTED

SEASON 13 vs. Kentucky (1/20/24)

CAREER 13 vs. Kentucky (1/20/24)

## MISCELLANEOUS STATS

### DOUBLE-DIGIT POINTS

SEASON 14 CAREER 33

### DOUBLE-DIGIT REBOUNDS

SEASON 0 CAREER 1

### DOUBLE-DOUBLES

SEASON 0 CAREER 1

### 20-POINT GAMES

SEASON 4 CAREER 4

### 30-POINT GAMES

SEASON 1 CAREER 1

## 2023-24 SEASON HIGHLIGHTS:

- Selected as the male student-athlete on the UGA's Athletic Board for the 2023-24 academic year, chosen to represent roughly 275 student-athletes across nine UGA men's athletic teams.
- Scored a game-high 18 points in the season opener against Oregon.
- Georgia's leading scorer in two of the first three games . . . after doing so once in 32 outings last season.
- Converted on 10-of-10 free throws against Mount St. Mary's, equaling the school record for single-game FT percentage.
- Moved past the minimum FT makes (50) to be included in UGA's season free throw percentage leaders and moved atop that ledger at .917 (55-of-60 at that point). He's currently No. 4.
- Exploded for career highs of 34 points and seven made 3-pointers and 11 FT makes at No. 8/10 Kentucky, representing the most points in a game by a Bulldog since Anthony Edwards in 2020.
- Has moved into UGA's career leaders in free throw percentage at No. 4 with a conversion rate of .824.
- Now ranked No. 15 all-time among UGA's career leaders for 3-pointers with 133 trifectas, 10 shy of co-Nos. 13 Ty Wilson and Ray Harrison.

## CAREER HIGHLIGHTS:

- Named to the SEC's Community Service Team for men's basketball in both 2022 and 2023.
- AS A JUNIOR AT UGA IN 2022-23**, one of only three Bulldogs – along with Braelen Bridges and Justin Hill – to log PT in all 32 games.
- Georgia's most productive and efficient 3-point shooter, connecting on a team-high 46 shots from the arc at a team-best 38.7 percent.
- Of his 3-pointers, 65.2 percent (30-of-46) came against SEC foes.
- Converted on a team-best 81.8 percent (54-of-66) of his trips to the free throw line.
- AS A SOPHOMORE AT UGA IN 2021-22**, one of three Bulldogs to play in every game, starting three of the first six games before coming off the bench for the final 26.
- Knocked down a 3-pointer with 1:56 left that put Georgia up for good in the Bulldogs' upset of No. 18 Memphis.
- AS A FRESHMAN AT UVA IN 2020-21**, helped the Cavaliers to an ACC regular-season title and an NCAA Tournament bid.
- PRIOR TO COLLEGE**, coached by Joe Mantegna at the Blair Academy, as a junior and a senior.
- Named 2019 Gatorade Player of the Year for New Jersey following his junior year before missing all but two games of his senior season due to an injury.
- A consensus top-50 prospect in the Class of 2020, rated No. 38 by both ESPN.com and in the 247Sports.com composite, No. 41 by 247Sports.com and No. 45 by rivals.com.
- Twice earned MaxPreps All-America accolades for his class, securing third-team Freshman honors in 2017 and honorable mention Sophomore recognition in 2018.
- Coached by Kevin Williams at Seton Hall Prep as a freshman and sophomore.

## ▶ GAME-BY-GAME LINESCORES

Opponent	FGs	3FGs	FTs	OR	DR	RB	PF	PT	A	TB	S	MP
vs. Oregon	* 3-8	3-6	9-12	0	5	5	4	18	0	0	0	32
WAKE FOREST	* 5-12	3-7	4-4	1	3	4	2	17	0	1	0	30
N.C. CENTRAL	* 1-5	1-4	10-11	2	2	4	0	13	0	2	0	25
vs. Miami (Fla.)	* 3-11	1-8	6-6	2	3	5	3	13	0	2	0	28
vs. Providence	* 3-7	3-6	0-0	1	0	1	1	9	0	1	0	26
WINTHROP	* 2-6	2-4	4-4	0	4	4	2	10	1	1	0	24
at Florida State	* 4-7	4-6	0-0	0	0	0	3	12	0	1	0	26
MERCER	* 2-4	1-1	8-9	0	1	1	0	13	0	0	1	23
GEORGIA TECH	* 5-9	1-3	1-1	1	7	8	1	12	0	1	0	28
HIGH POINT	* 1-4	1-2	3-3	1	3	4	2	6	0	0	0	21
MOUNT ST. MARY'S	* 5-9	3-5	10-10	1	3	4	1	23	0	1	0	3
NORTH FLORIDA	* 5-10	5-8	3-4	0	4	4	3	18	1	0	1	22
ALABAMA A&M	* 2-11	1-8	2-4	1	1	2	3	7	0	0	1	20
at Missouri	* 3-8	3-6	0-0	0	3	3	4	9	2	1	0	31
ARKANSAS	* 1-8	1-6	2-2	0	6	6	4	5	2	2	1	29
TENNESSEE	* 5-9	5-9	6-6	2	3	5	3	21	0	2	0	28
at South Carolina	* 3-11	1-5	4-5	3	5	8	3	11	0	1	1	30
at Kentucky	* 8-16	7-14	11-13	1	0	1	2	34	2	0	0	33
LSU	* 2-10	1-8	4-5	1	5	6	3	9	0	3	0	23
at Florida	* 3-8	1-4	1-2	1	2	3	5	8	0	2	0	28
ALABAMA	* 1-6	1-4	4-4	0	1	1	5	7	0	2	0	20
SOUTH CAROLINA	* 6-15	4-12	4-4	1	2	3	2	20	0	0	2	32
at Mississippi State	3-8	2-6	0-1	1	4	5	3	8	0	1	0	20
at Arkansas												
FLORIDA												
at Vanderbilt												
AUBURN												
at LSU												
TEXAS A&M												
OLE MISS												
at Auburn												

## ▶ OVERALL CAREER STATISTICS

	GP-GS	MP-Avg.	FGs	Pct.	3FGs	Pct.	FTs	Pct.	O+R=Tot.-Avg.	PF-D	A	TO	BL	ST	Pts.-Avg.
2020-21-UVA	8-0	35-4.4	2-10	.200	1-7	.143	2-2	1.000	0+2=2-0.3	7-0	2	1	1	1	7-0.9
2021-22-UGA	32-3	606-18.9	62-171	.363	32-98	.327	66-86	.767	31+70=101-3.2	60-2	14	35	10	13	222-6.9
2022-23-UGA	32-0	598-18.7	64-160	.400	46-119	.387	54-66	.818	22+63=85-2.7	57-1	7	16	10	16	228-7.1
2023-24-UGA	23-22	615-26.7	76-202	.376	55-142	.387	96-110	.873	20+67=87-3.8	59-2	8	24	7	18	303-13.2
UGA TOTALS	87-25	1818-20.9	202-533	.379	133-359	.370	216-262	.824	73+200=273-3.1	176-5	29	75	27	47	753-8.7
TOTALS	95-25	1854-19.5	204-543	.376	134-366	.366	218-264	.826	73+202=275-2.9	183-5	31	76	28	48	760-8.0



# 2 LAMARIYON "MARI" JORDAN

6-6 || 190 || FR. || GUARD || ATLANTA, GA. || NORCROSS HIGH SCHOOL || UNDECIDED

## SEASON & CAREER HIGHS

### POINTS

SEASON –  
CAREER –

### REBOUNDS

SEASON –  
CAREER –

### ASSISTS

SEASON –  
CAREER –

### BLOCKS

SEASON –  
CAREER –

### STEALS

SEASON –  
CAREER –

### MINUTES

SEASON –  
CAREER –

### FIELD GOALS MADE

SEASON –  
CAREER –

### FIELD GOALS ATTEMPTED

SEASON –  
CAREER –

### 3-POINTERS MADE

SEASON –  
CAREER –

### 3-POINTERS ATTEMPTED

SEASON –  
CAREER –

### FREE THROWS MADE

SEASON –  
CAREER –

### FREE THROWS ATTEMPTED

SEASON –  
CAREER –

## MISCELLANEOUS STATS

### DOUBLE-DIGIT POINTS

SEASON 0 CAREER 0

### DOUBLE-DIGIT REBOUNDS

SEASON 0 CAREER 0

## 2023-24 SEASON HIGHLIGHTS:

- Logged two minutes of action in UGA's exhibition matchup with Eastern Kentucky.

## CAREER HIGHLIGHTS:

- Coached by Jesse McMillan during his senior season at Norcross High School.
- Listed as the No. 108 overall recruit in the Class of 2023 in the 247Sports.com composite after being ranked No. 84 by ESPN.com, No. 147 by both 247Sports.com, No. 149 by Rivals.com and No. 154 by On3.com.
- Named all-state by the Atlanta Journal-Constitution following his junior and senior seasons, earning second-team honors for Class 7A in 2023 after securing first-team status in Class 6A in 2022.
- In 111 career varsity outings at Norcross and Dacula, compiled 1768 points (15.9 ppg), 667 rebounds (6.0 rpg), 234 assists and 134 steals.
- Coached by Byron Wilson during his first three seasons of prep play at Dacula High where, over three campaigns, he recorded 1,257 points (16.5 ppg), 434 rebounds (5.7 rpg), 128 blocks (1.7 mpg), 109 assists (1.4 apg) and 104 steals (1.9 spg).

## ▶ GAME-BY-GAME LINESCORES

Opponent	FGs	3FGs	FTs	OR	DR	RB	PF	PT	A	T	B	S	MP
vs. Oregon	DNP												
WAKE FOREST	DNP												
N.C. CENTRAL	DNP												
vs. Miami (Fla.)	DNP												
vs. Providence	DNP												
WINTHROP	DNP												
at Florida State	DNP												
MERCER	DNP												
GEORGIA TECH	DNP												
HIGH POINT	DNP												
MOUNT ST. MARY'S	DNP												
NORTH FLORIDA	DNP												
ALABAMA A&M	DNP												
at Missouri	DNP												
ARKANSAS	DNP												
TENNESSEE	DNP												
at South Carolina	DNP												
at Kentucky	DNP												
LSU	DNP												
at Florida	DNP												
ALABAMA	DNP												
SOUTH CAROLINA	DNP												
at Mississippi State	DNP												
at Arkansas													
FLORIDA													
at Vanderbilt													
AUBURN													
at LSU													
TEXAS A&M													
OLE MISS													
at Auburn													

## ▶ OVERALL CAREER STATISTICS

	GP-GS	MP-Avg.	FGs	Pct.	3FGs	Pct.	FTs	Pct.	O+R=Tot.-Avg.	PF-D	A	T	BL	ST	Pts.-Avg.
2023-24	–														
TOTALS	–														





# 3 NOAH THOMASSON



6-4 || 210 || GRAD. || GUARD || HOUSTON, TEXAS || TR.-NIAGARA || NONPROFIT MANAGEMENT & LEADERSHIP

## SEASON & CAREER HIGHS

### POINTS

SEASON 24 vs. Winthrop (11/24/23)  
CAREER 35 vs. Canisius (3/4/23)

### REBOUNDS

SEASON 6 vs. High Point (12/16/23)  
CAREER 9 vs. Quinnipiac (2/10/23)

### ASSISTS

SEASON 3 Five times, last vs. Ala. A&M  
CAREER 9 Two times, last vs. Marist (1/15/23)

### BLOCKS

SEASON 1 vs. Alabama (1/31/24)  
CAREER 2 Three times, last vs. Siena (2/5/23)

### STEALS

SEASON 3 vs. Ga. Tech (12/5/23)  
CAREER 4 vs. Manhattan (1/18/22)

### MINUTES

SEASON 36 vs. Wake Forest (11/10/23)  
CAREER 43 vs. Fairfield (1/6/23)

### FIELD GOALS MADE

SEASON 9 vs. Wake Forest (11/10/23)  
CAREER 15 vs. Canisius (3/4/23)

### FIELD GOALS ATTEMPTED

SEASON 21 vs. Providence (11/19/23)  
CAREER 26 vs. Canisius (3/4/23)

### 3-POINTERS MADE

SEASON 6 vs. Miss. St. (2/7/24)  
CAREER 6 vs. Miss. St. (2/7/24)

### 3-POINTERS ATTEMPTED

SEASON 11 vs. Miss. St., Tennessee  
CAREER 11 vs. Miss. St., Tennessee

### FREE THROWS MADE

SEASON 3 Five times, last Kentucky  
CAREER 9 vs. Siena (1/13/23)

### FREE THROWS ATTEMPTED

SEASON 5 vs. N.C. Central (11/12/23)  
CAREER 9 vs. Siena (1/13/23)

## MISCELLANEOUS STATS

### DOUBLE-DIGIT POINTS

SEASON 15 CAREER 65

### DOUBLE-DIGIT REBOUNDS

SEASON 0 CAREER 0

### DOUBLE-DOUBLES

SEASON 0 CAREER 0

### 20-POINT GAMES

SEASON 3 CAREER 25

### 30-POINT GAMES

SEASON 0 CAREER 1

## 2023-24 SEASON HIGHLIGHTS:

- Scored 15 points in exhibition victory over Eastern Kentucky.
- Exploded for 21 points in the home opener versus Wake Forest, including 13 in the second half.
- Named to the all-tournament team at the Baha Mar Hoops Bahamas Championship after averaging 16.5 ppg in outings against No. 12/11 Miami and Providence.
- Scored a season-high 24 points against Winthrop – the most by any Bulldog this season – while producing the UGA's best 3FG (.714) percentage of the season.
- Exploded for 13 first-half points in his SEC debut at Missouri, converting 5-of-6 FGs and 3-of-4 3FGs in the period.
- Scored his 1,200th career point in the SEC opener at Missouri.
- Notched his 1,250th point against LSU.
- Posted his 1,300th point at Mississippi State during his third 20-point performance of the season.

## CAREER HIGHLIGHTS:

- Arrives in Athens with three seasons experience at the Division I level, playing at Houston Christian in 2019-20 and at Niagara in 2021-22 and 2022-23.
- Also played at Butler Community College in Kansas during 2020-21.
- In 85 combined outings at HCU and Niagara, compiled 1,025 points (12.1 ppg), 229 boards (2.7 rpg) and 220 assists (2.6 apg).
- IN TWO SEASONS AT NIAGARA**, started 60 of 61 games played at Niagara and averaged 15.2 points, 3.5 assists and 3.3 rebounds per game for the Purple Eagles.
- AS A SENIOR AT NIAGARA IN 2022-23**, unanimously voted first-team All-Metro Atlantic Athletic Conference (MAAC) after leading the league and ranking No. 34 nationally in scoring at 19.5 ppg.
- Reached double figures in 29 contests, including 17 20-point outings and a career-most 35 points at Canisius on March 4.
- Ranked No. 27 nationally in playing time, logging 36:23 per game.
- AS A JUNIOR AT NIAGARA IN 2021-22**, started 29 of 30 games played and among MAAC leaders, finished the season ranked No. 4 in assists (3.4 apg), No. 5 in assist-to-TO ratio (1.63) and No. 9 in playing time (33.1 mpg).
- Upped his scoring average by more than 4.5 points per game in MAAC games – from 7.8 in non-conference to 12.4 in league play.
- AS A SOPHOMORE AT BUTLER CC IN 2020-21**, named second-team All-KJCCC (Kansas Jayhawk Community College Conference) East Division after averaging 15.0 points, 4.7 assists and 4.3 rebounds per game.
- AS A FRESHMAN AT HOUSTON CHRISTIAN IN 2019-20**, reached double figures in the scoring column four times, headlined by a 17-point outing at Northwestern State on Jan. 5.
- PRIOR TO COLLEGE**, coached by Charlie Jones at George Ranch High School in Richmond, Texas where h was named all-state for Class 6A by the Texas Association of Basketball Coaches following his senior season.
- In 80 career outings over three seasons, compiled 976 points (12.2 ppg), 306 rebounds (3.8 rpg) and 219 assists (3.0 apg).
- As a senior, averaged 19.9 points, 4.7 rebounds and 3.6 assists per game and George Ranch reach the Elite Eight round of the 6A state tournament.

## ▶ GAME-BY-GAME LINESCORES

Opponent	FGs	3FGs	FTs	OR	DR	RB	PF	PT	A	TO	BL	ST	Pts	MP
vs. Oregon	* 2-9	1-4	1-1	0	2	2	2	6	3	3	0	0	29	
WAKE FOREST	* 9-18	3-8	0-0	2	3	5	2	21	3	0	0	0	36	
N.C. CENTRAL	* 0-5	0-4	2-5	1	4	5	1	2	3	1	0	1	27	
vs. Miami (Fla.)	* 5-9	3-6	1-4	1	1	2	1	14	0	2	0	0	26	
vs. Providence	* 7-21	2-8	3-4	1	4	5	1	19	1	0	0	2	33	
WINTHROP	* 8-13	5-7	3-4	0	3	3	1	24	2	0	0	0	25	
at Florida State	* 2-9	2-8	2-3	1	2	3	1	8	3	0	0	0	25	
MERCER	* 2-7	1-3	0-0	0	3	3	1	5	1	0	0	0	25	
GEORGIA TECH	* 6-10	2-5	2-3	1	4	5	0	16	2	0	0	3	27	
HIGH POINT	* 4-10	0-3	3-4	1	5	6	0	11	2	1	0	0	27	
MOUNT ST. MARY'S	* 8-12	1-2	0-0	0	2	2	0	17	0	1	0	2	27	
NORTH FLORIDA	* 4-8	2-4	0-0	0	2	2	0	10	0	0	0	0	19	
ALABAMA A&M	* 3-6	1-2	0-2	0	3	3	2	7	3	0	0	2	16	
at Missouri	* 6-9	3-6	0-0	1	3	4	0	15	2	1	0	1	32	
ARKANSAS	* 6-13	3-6	0-2	0	1	1	1	15	2	0	0	0	28	
TENNESSEE	* 5-15	3-11	1-2	1	1	2	0	14	1	1	0	0	29	
at South Carolina	* 2-7	0-1	3-3	0	0	0	1	7	0	1	0	0	23	
at Kentucky	* 2-10	0-4	3-3	1	2	3	0	7	1	1	0	1	27	
LSU	* 4-10	2-6	1-2	0	2	2	2	11	2	2	0	0	30	
at Florida	* 4-10	1-3	0-2	0	1	1	1	9	2	1	0	0	28	
ALABAMA	* 6-12	3-5	0-0	1	1	2	2	15	2	1	1	1	34	
SOUTH CAROLINA	* 4-12	2-6	0-0	0	4	4	1	10	2	0	0	0	30	
at Mississippi State	* 7-12	6-11	0-0	1	1	2	1	20	0	2	0	0	35	
at Arkansas														
FLORIDA														
at Vanderbilt														
AUBURN														
at LSU														
TEXAS A&M														
OLE MISS														
at Auburn														

## ▶ OVERALL CAREER STATISTICS

	GP-GS	MP-Avg.	FGs	Pct.	3FGs	Pct.	FTs	Pct.	O+R=Tot.-Avg.	PF-D	A	TO	BL	ST	Pts.-Avg.
2019-20-HC	24-0	246-10.4	34-67	.508	7-16	.438	21-27	.778	2+24=26-1.1	21-0	9	17	0	10	96-4.0
2021-22-NU	30-29	995-33.2	128-282	.454	26-72	.361	43-63	.683	12+73=85-2.8	45-0	103	63	5	15	325-10.8
2022-23-NU	31-31	1128-36.4	231-480	.481	54-140	.386	88-132	.667	16+102=118-3.8	57-0	108	78	11	23	604-19.5
NU TOTALS	61-60	2123-34.8	359-762	.471	80-212	.377	131-195	.672	28+175=203-3.3	102-0	211	141	16	38	929-15.2
2023-24-UGA	23-23	636-27.7	106-247	.429	46-123	.374	25-44	.568	13+54=67-2.9	21-0	37	18	1	13	283-12.3
TOTALS	108-83	3005-27.8	499-1076	.464	133-351	.379	177-266	.665	43+253=296-2.7	144-0	257	176	17	61	1308-12.1



# 4 SILAS DEMARY JR.

6-5 || 190 || FR. || GUARD || RALEIGH, N.C. || COMBINE ACADEMY || ENTERTAINMENT & MEDIA

## SEASON & CAREER HIGHS

### POINTS

SEASON 22 vs. Kentucky (1/20/24)

CAREER 22 vs. Kentucky (1/20/24)

### REBOUNDS

SEASON 8 vs. Miami (11/19/23)

CAREER 8 vs. Miami (11/19/23)

### ASSISTS

SEASON 7 vs. Miami (11/19/23)

CAREER 7 vs. Miami (11/19/23)

### BLOCKS

SEASON 2 vs. S. Carolina-1, Arkansas

CAREER 2 vs. S. Carolina, -1 Arkansas

### STEALS

SEASON 4 vs. N.C. Central (11/12/23)

CAREER 4 vs. N.C. Central (11/12/23)

### MINUTES

SEASON 34 vs. Kentucky (1/20/24)

CAREER 34 vs. Kentucky (1/20/24)

### FIELD GOALS MADE

SEASON 6 vs. Kentucky (1/20/24)

CAREER 6 vs. Kentucky (1/20/24)

### FIELD GOALS ATTEMPTED

SEASON 11 vs. Kentucky (1/20/24)

CAREER 11 vs. Kentucky (1/20/24)

### 3-POINTERS MADE

SEASON 2 vs. High Point, Mercer

CAREER 2 vs. High Point, Mercer

### 3-POINTERS ATTEMPTED

SEASON 4 Three times, last Mercer

CAREER 4 Three times, last vs. Mercer

### FREE THROWS MADE

SEASON 10 vs. Kentucky (1/20/24)

CAREER 10 vs. Kentucky (1/20/24)

### FREE THROWS ATTEMPTED

SEASON 12 vs. S. Carolina (1/16/24)

CAREER 12 vs. S. Carolina (1/16/24)

## MISCELLANEOUS STATS

### DOUBLE-DIGIT POINTS

SEASON 12 CAREER 12

### DOUBLE-DIGIT REBOUNDS

SEASON 0 CAREER 0

### 20-POINT GAMES

SEASON 1 CAREER 1

## 2023-24 SEASON HIGHLIGHTS:

- Scored 12 points and dished out five assists with 0 turnovers in an exhibition win over Eastern Kentucky.
- Started the season opener against Oregon, the first Bulldog freshman to get the nod in Georgia's initial outing since Anthony Edwards in 2019.
- Posted his first official double figure evening with 10 points against Wake Forest in the home opener.
- Collected two of his season-high four steals against N.C. Central in a span of 19 seconds, which directly led to layups accounting for four of his 10 points in the contest.
- Put together a complete linescore against No. 12/11 Miami, with nine points, eight boards, seven assists and three steals.
- Led Georgia offensively for the first time in his career with 15 points at Florida State.
- Equaled his season-high scoring output with 15 points at South Carolina, including additional season most for FT takes and makes (9-of-12).
- With UGA up 72-67 and 12 seconds left, blocked a 3-point attempt to end any doubt of the game's outcome.
- Scored 22 points at No. 8/10 Kentucky, the most by a UGA freshman against a top-10 team since Anthony Edwards' 37 vs. No. 3 Michigan State in the 2019 Maui Jim Maui Invitational.
- Has upped his scoring production in SEC play by 2.3 ppg, from 8.5 in non-conference action to 10.8 in league games.
- Much of that increase can be attributed to increased efficiency at the free throw line. After shooting .620 (31-of-50) in non-conference play, has upped that to .806 (50-of-62) vs. SEC foes.
- Georgia's third leading rebounder. Of his 94 rebounds, 86 boards (91.5 percent) are on the defensive end.

## CAREER HIGHLIGHTS:

- Coached by Mike Wright both at Combine Academy as a senior and at Liberty Heights as a junior.
- Rated as a four-star recruit by every major service and tabbed as the No. 102 overall recruit in the Class of 2023 in the 247Sports.com composite ranking after being ranked No. 44 by On3.com, as well as No. 56 by Rivals.com and No. 72 by 247Sports.com.
- Among position rankings, listed as the No. 8 point guard by On3.com and the No. 10 combo guard by 247Sports.com.
- Excelled at the 2022 National Basketball Players Association (NBPA) Top 100 camp, earning a spot on the event's 10-player all-star team after finishing ranked No. 7 in scoring at 11.6 ppg.
- As a senior at Combine, averaged 13.9 points, 5.8 rebounds, 5.7 assists and 1.8 steals per game while leading the Goats to a 35-5 record and a No. 25 ranking in the ESPN SCNext national poll.
- As a junior at Liberty Heights, averaged 14.0 points, 4.0 boards and 4.0 assists per game while leading the Cardinals to a 22-8 record.
- Coached by Christopher Davis as a freshman and sophomore at Millbrook High School
- As a sophomore, helped lead Millbrook to a 19-0 record and the 2021 North Carolina Class 4A state championship while averaging 17.3 points, 6.0 rebounds, 4.0 assists and 2.8 steals per game.
- Made two key plays the closing seconds of overtime in the state title game against Ardrey Kell, converting a free throw with just over 10 seconds left to tied the contest and then stealing the ensuing inbounds pass and scoring a layup to secure the 67-65 victory.

## ▶ GAME-BY-GAME LINESCORES

Opponent	FGs	3FGs	FTs	OR	DR	RB	PF	PT	A	TO	B	S	MP
vs. Oregon	* 3-9	1-4	1-3	0	5	5	4	8	2	1	0	2	23
WAKE FOREST	* 3-5	0-0	4-4	0	5	5	4	10	2	2	0	1	28
N.C. CENTRAL	* 3-7	0-2	4-5	0	4	4	3	10	1	1	0	4	30
vs. Miami (Fla.)	* 3-9	1-4	2-4	0	8	8	2	9	7	6	0	3	33
vs. Providence	* 1-3	0-0	0-0	0	1	1	1	2	0	4	0	1	21
WINTHROP	* 1-4	0-2	0-0	0	1	1	3	2	3	1	0	1	16
at Florida State	* 4-9	1-3	6-10	1	5	6	4	15	3	2	1	1	28
MERCER	* 4-7	2-4	3-4	0	7	7	2	13	1	2	0	0	31
GEORGIA TECH	* 3-9	0-2	2-5	2	5	7	4	8	1	0	0	0	27
HIGH POINT	* 4-7	2-2	2-2	0	6	6	2	12	4	1	1	2	31
MOUNT ST. MARY'S	* 1-4	0-1	5-6	0	4	4	4	7	4	1	0	3	29
NORTH FLORIDA	* 2-5	1-1	0-1	1	3	4	0	5	6	0	0	1	23
ALABAMA A&M	* 4-8	0-1	2-6	1	1	2	3	10	5	4	0	1	22
at Missouri	* 2-4	1-2	5-6	1	5	6	2	10	0	3	0	0	26
ARKANSAS	* 3-7	1-3	1-3	0	4	4	3	8	2	3	2	2	28
TENNESSEE	* 3-6	1-1	6-7	0	4	4	5	13	3	0	1	2	29
at South Carolina	* 3-5	0-0	9-12	1	6	7	1	15	1	1	2	2	31
at Kentucky	* 6-11	0-2	10-11	0	2	2	2	22	4	2	1	2	34
LSU	* 4-7	1-1	6-6	0	2	2	2	15	1	3	1	2	29
at Florida	* 1-5	0-0	2-2	0	0	0	5	4	1	1	0	0	17
ALABAMA	* 3-10	0-1	4-7	0	2	2	1	10	2	4	0	1	29
SOUTH CAROLINA	* 2-4	0-1	2-2	0	2	2	2	6	2	4	0	1	22
at Mississippi State	* 0-4	0-3	5-6	1	4	5	0	5	1	3	1	1	25
at Arkansas													
FLORIDA													
at Vanderbilt													
AUBURN													
at LSU													
TEXAS A&M													
OLE MISS													
at Auburn													

## ▶ OVERALL CAREER STATISTICS

	GP-GS	MP-Avg.	FGs	Pct.	3FGs	Pct.	FTs	Pct.	O+R=Tot.-Avg.	PF-D	A	TO	BL	ST	Pts.-Avg.
2023-24	23-23	612-26.6	63-149	.423	12-40	.300	81-112	.723	8+86=94-4.1	59-2	56	49	10	33	219-9.5
TOTALS	23-23	612-26.6	63-149	.423	12-40	.300	81-112	.723	8+86=94-4.1	59-2	56	49	10	33	219-9.5



# 5 FRANK ANSELEM-IBE

6-10 || 215 || SR. || CENTER || LAGOS, NIGERIA || TR.-SYRACUSE || SPORTS MANAGEMENT

## SEASON & CAREER HIGHS

### POINTS

**SEASON** 7 vs. High Point (12/16/23)  
**CAREER** 12 vs. S. Carolina (1/28/23)

### REBOUNDS

**SEASON** 5 vs. S. Carolina (1/16/24)  
**CAREER** 15 Two times, last vs. Florida St. (3/9/22)

### ASSISTS

**SEASON** 1 vs. Arkansas, Mercer  
**CAREER** 4 vs. Florida St. (3/9/22)

### BLOCKS

**SEASON** 2 Four times, last vs. S. Carolina-1  
**CAREER** 3 Two times, last vs. Chattanooga (12/21/22)

### STEALS

**SEASON** 1 vs. High Point (12/16/23)  
**CAREER** 2 Four times, last vs. Florida (2/28/23)

### MINUTES

**SEASON** 14 vs. S. Carolina (1/16/24)  
**CAREER** 37 vs. Va. Tech (2/12/22)

### FIELD GOALS MADE

**SEASON** 3 vs. High Point (12/16/23)  
**CAREER** 6 vs. S. Carolina (1/28/23)

### FIELD GOALS ATTEMPTED

**SEASON** 5 vs. High Point, Winthrop  
**CAREER** 9 vs. S. Carolina (1/28/23)

### 3-POINTERS MADE

**SEASON** -  
**CAREER** -

### 3-POINTERS ATTEMPTED

**SEASON** -  
**CAREER** -

### FREE THROWS MADE

**SEASON** 3 vs. Mercer, Florida St.  
**CAREER** 6 vs. Bucknell (1/18/22)

### FREE THROWS ATTEMPTED

**SEASON** 4 vs. Mercer, Florida St.  
**CAREER** 6 Two times, last vs. Arkansas (2/21/23)

## MISCELLANEOUS STATS

### DOUBLE-DIGIT POINTS

**SEASON** 0 **CAREER** 2

### DOUBLE-DIGIT REBOUNDS

**SEASON** 0 **CAREER** 3

## 2023-24 SEASON HIGHLIGHTS:

- ♦ Led Georgia with three blocked shots in exhibition victory over Eastern Kentucky.
- ♦ Chipped in nicely with six points against Winthrop.
- ♦ Scored four of his five points in the final 4:47 of the Florida State game to help the Bulldogs' rally from a 17-point deficit to a two-point victory.
- ♦ A career 64.0 percent free throw shooter entering the Florida State game, sank two free throws with 56 seconds left to put Georgia up 66-65.
- ♦ Scored all seven of his season-high seven points against High Point in a span of 3:51 as the Bulldogs turned a six-point deficit (37-43) into a two-point lead (47-45).
- ♦ After logging seven minutes in the first three SEC outings (with a pair of DNP's), played a season-high 14 minutes at South Carolina. Checked in with 14:19 left in the game and remained on the floor until there were 24 seconds on the clock.
- ♦ Averaging 1.0 blocks per game in SEC play.

## CAREER HIGHLIGHTS:

- ♦ Named to the SEC's First-Year Academic Honor Roll.
- ♦ **AS A JUNIOR AT UGA IN 2022-23**, recorded the first two double-figure scoring outputs of his collegiate career and was the Bulldogs' top rim protector, compiling a team-high 21 blocks.
- ♦ **IN TWO SEASONS AT SYRACUSE**, played in 36 games over, including six starts, and recorded highs of nine points against Florida State in the 2022 ACC Tournament and 15 rebounds twice.
- ♦ Named to the Athletic Director's Honor Roll (3.0 or better GPA) in both the Fall of 2021 and the Spring of 2022.
- ♦ **AS A SOPHOMORE AT SYRACUSE IN 2021-22**, saw a dramatic increase in PT. After seeing action in four games with a high of nine minutes during his freshman campaign, recorded double-digit playing time tallies in 20 contests as a sophomore.
- ♦ Finished second on the team in blocked shots with 17 swats.
- ♦ **AS A FRESHMAN AT SYRACUSE IN 2020-21**, helped the Orange reach the "Sweet 16" round of the NCAA Tournament.
- ♦ **PRIOR TO COLLEGE**, played three seasons of high school basketball before reclassifying from the Class of 2021 to the Class of 2020.
- ♦ Rated as a four-star prospect by 247Sports.com, as well as a three-star by ESPN.com and rivals.com.
- ♦ Coached by Joey Fuca at Prolific Prep during the 2019-20 season and averaged 11.8 points, 8.5 rebounds and 2.5 blocks for The Crew, which finished 31-3 and ranked No. 7 nationally in the MaxPreps top 25.
- ♦ Prolific's roster included Jalen Green, the No. 2 overall pick in the 2021 NBA Draft, as well as nine other players who signed Division I scholarships – Nimari Burnett (Texas Tech), Fallou Cisse (UC San Diego), Saba Gigiberia (Ga. Tech), Mouhamed Gueye (Washington State), Coleman Hawkins (Illinois), Mawot Mag (Rutgers), Jordan Pope (Oregon State), Mike Sharavjamts (Dayton) and Jack Wetzel (Montana).
- ♦ Coached by Omar Gonzalez at Lincoln Academy in Suwanee, Ga., during the 2018-19 season.
- ♦ Coached by Darron Rogers at Westlake High School in Atlanta during the 2017-18 campaign.

## ▶ GAME-BY-GAME LINESCORES

Opponent	FGs	3FGs	FTs	OR	DR	RB	PF	PT	A	TO	B	S	MP
vs. Oregon	0-0	0-0	0-0	1	0	1	2	0	0	0	0	0	7
WAKE FOREST	DNP												
N.C. CENTRAL	DNP												
vs. Miami (Fla.)	1-2	0-0	1-2	2	0	2	0	3	0	0	0	0	6
vs. Providence	0-0	0-0	0-0	0	1	1	1	0	0	0	0	0	5
WINTHROP	2-5	0-0	2-2	1	0	1	2	6	0	0	0	0	13
at Florida State	1-1	0-0	3-4	3	0	3	2	5	0	0	0	0	12
MERCER	0-0	0-0	3-4	0	0	0	2	3	1	0	1	0	7
GEORGIA TECH	0-1	0-0	1-2	0	2	2	3	1	0	1	2	0	10
HIGH POINT	3-5	0-0	1-1	2	1	3	2	7	0	0	2	1	10
MOUNT ST. MARY'S	2-2	0-0	1-1	1	1	2	2	5	0	1	1	0	9
NORTH FLORIDA	1-2	0-0	2-2	1	2	3	0	4	0	0	0	0	11
ALABAMA A&M	1-1	0-0	1-2	1	0	1	0	3	0	0	2	0	6
at Missouri	DNP												
ARKANSAS	0-0	0-0	0-0	0	0	0	1	0	1	0	1	0	7
TENNESSEE	DNP												
at South Carolina	2-3	0-0	1-2	1	4	5	3	5	0	0	2	0	14
at Kentucky	0-0	0-0	1-2	0	1	1	4	1	0	0	1	0	5
LSU	DNP												
at Florida	0-0	0-0	0-0	1	1	2	1	0	0	0	1	0	6
ALABAMA	DNP												
SOUTH CAROLINA	0-0	0-0	0-0	0	2	2	0	0	0	0	1	0	3
at Mississippi State	0-0	0-0	1-2	0	3	3	1	1	0	1	0	0	11
at Arkansas													
FLORIDA													
at Vanderbilt													
AUBURN													
at LSU													
TEXAS A&M													
OLE MISS													
at Auburn													

## ▶ OVERALL CAREER STATISTICS

	GP-GS	MP-Avg.	FGs	Pct.	3FGs	Pct.	FTs	Pct.	O+R=Tot.-Avg.	PF-D	A	TO	BL	ST	Pts.-Avg.
2020-21-SU	4-0	25-6.2	1-1	1.000	0-0	.000	4-5	.800	2+3=5-1.3	4-0	0	3	1	1	6-1.5
2021-22-SU	32-6	452-14.1	30-48	.625	0-0	.000	24-40	.600	52+71=123-3.8	65-1	13	17	17	8	84-2.6
SU TOTALS	36-6	477-13.3	31-49	.633	0-0	.000	28-45	.622	54+74=128-3.6	69-1	13	20	18	9	90-2.5
2022-23-UGA	31-6	453-14.6	32-67	.478	0-0	.000	26-40	.650	39+62=101-3.3	58-0	8	23	21	11	90-2.9
2023-24-UGA	17-0	145-8.5	13-22	.591	0-0	.000	18-26	.692	14+18=32-1.9	25-0	2	3	14	1	44-2.6
UGA TOTALS	48-6	598-12.5	45-89	.506	0-0	.000	44-66	.667	53+80=133-2.8	83-0	10	26	35	12	134-2.8
TOTALS	84-12	1075-12.8	76-138	.551	0-0	.000	72-111	.649	107+154=261-3.1	152-1	23	46	53	21	224-2.7





# 10 RJ SUNAHARA



6-8 || 205 || GRAD. || FORWARD || BAY VILLAGE, OHIO || TR.-NOVA SOUTHEASTERN || NONPROFIT MANAGEMENT & LEADERSHIP

## SEASON & CAREER HIGHS

### POINTS

**SEASON** 7 vs. Alabama A&M (12/30/23)  
**CAREER** 41 vs. Bluefield St. (12/29/22)

### REBOUNDS

**SEASON** 4 vs. Tennessee, Alabama A&M  
**CAREER** 14 Two times, last vs. Eckerd (2/8/20)

### ASSISTS

**SEASON** 2 vs. N. Florida (12/22/23)  
**CAREER** 6 Four times, last vs. Barry (2/28/23)

### BLOCKS

**SEASON** 1 Three times, last LSU  
**CAREER** 6 Two times, last vs. Fla. Southern (1/1/23)

### STEALS

**SEASON** 1 Four times, last Miss. St.  
**CAREER** 6 vs. Fla. Southern (1/28/23)

### MINUTES

**SEASON** 20 vs. Alabama A&M (12/30/23)  
**CAREER** 43 vs. Florida Tech (2/8/23)

### FIELD GOALS MADE

**SEASON** 3 vs. Alabama A&M, N. Florida  
**CAREER** 18 vs. Bluefield St. (12/29/22)

### FIELD GOALS ATTEMPTED

**SEASON** 5 vs. Alabama A&M (12/30/23)  
**CAREER** 24 vs. Bluefield St. (12/29/22)

### 3-POINTERS MADE

**SEASON** 1 vs. Alabama A&M (12/30/23)  
**CAREER** 3 Two times, last vs. Rollins (1/4/23)

### 3-POINTERS ATTEMPTED

**SEASON** 1 vs. Kentucky, Alabama A&M  
**CAREER** 5 vs. Black Hills St. (3/22/22)

### FREE THROWS MADE

**SEASON** 2 vs. Miss. St. (2/7/24)  
**CAREER** 12 vs. Embry-Riddle (1/2/22)

### FREE THROWS ATTEMPTED

**SEASON** 2 vs. Miss. St. (2/7/24)  
**CAREER** 13 vs. Embry-Riddle (1/2/22)

## MISCELLANEOUS STATS

### DOUBLE-DIGIT POINTS

**SEASON** 0 **CAREER** 78

### DOUBLE-DIGIT REBOUNDS

**SEASON** 0 **CAREER** 12

### DOUBLE-DOUBLES

**SEASON** 0 **CAREER** 11

### 20-POINT GAMES

**SEASON** 0 **CAREER** 35

### 30-POINT GAMES

**SEASON** 0 **CAREER** 4

## 2023-24 SEASON HIGHLIGHTS:

- Started the exhibition victory over Eastern Kentucky but suffered a left knee injury early in the contest and did not return.
- Made his regular-season debut against High Point, the 10th game of the season.
- Notched his first career start at Georgia – and first points – against Mount St. Mary's.
- Played in the 100th game of his collegiate career at South Carolina.

## CAREER HIGHLIGHTS:

- IN THREE SEASONS AT NOVA SOUTHEASTERN**, coached by Jim Crutchfield at Nova Southeastern and helped the Sharks record a combined record of 90-7, culminating in a perfect 36-0 mark en route to capturing the 2023 NCAA Division II national title.
- Among the Sharks' career leaders, finished his career ranked No. 1 in blocked shots and free throws made, No. 2 in points and field goals made, No. 6 in rebounds and No. 8 in steals.
- AS A SENIOR AT NOVA IN 2022-23**, led the Sharks to their first-ever national title and a perfect 36-0 record, just the sixth undefeated national champion in 67 seasons of DII hoops history.
- Helped the Sharks average 102.5 points per game, which not only led DII but was the top mark among all 1070 men's basketball teams competing at the NCAA level in 2022-23.
- Named Division II National Player of the Year by National Association of Basketball Coaches (NABC) and recipient of the 2023 Bevo Francis Award as the top small college basketball player in the country.
- AS A JUNIOR AT NOVA IN 2021-22**, returned to action after the 2020-21 season was canceled due to COVID-19 pandemic protocols implemented by the Sunshine State Conference.
- Named third-team All-America by the D2CCA and honored as the Sunshine State Conference's Defensive Player of the Year.
- Helped Nova to a 36-1 finish. The Sharks were a No. 1 seed entering the NCAA "Elite Eight" before being upset by Black Hills State.
- AS A REDSHIRT FRESHMAN AT NOVA IN 2019-20**, helped lead the Sharks to a 23-6 record and a No. 2 seed in the NCAA Tournament before the event was canceled due to the COVID-19 pandemic.
- AS A FRESHMAN AT FAIRMONT STATE**, redshirted while being coached by current Boston Celtics head coach Joe Mazzulla.
- PRIOR TO COLLEGE**, coached by Jared Shetzer at Bay High School, where he was a three-time Division II all-state honoree, earning second-team honors from the Ohio Prep Sportswriters Association in 2018, first-team recognition from the Associated Press in 2017 and honorable mention status from the AP in 2016.
- Played wide receiver for coach Ron Rust and helped Bay post a 29-7 record over three seasons between 2015-17.

## ▶ GAME-BY-GAME LINESCORES

Opponent	FGs	3FGs	FTs	OR	DR	RB	PF	PT	A	TO	B	S	MP
vs. Oregon	DNP												
WAKE FOREST	DNP												
N.C. CENTRAL	DNP												
vs. Miami (Fla.)	DNP												
vs. Providence	DNP												
WINTHROP	DNP												
at Florida State	DNP												
MERCER	DNP												
GEORGIA TECH	DNP												
HIGH POINT	0-0	0-0	0-0	0	2	2	2	0	0	0	0	0	9
MOUNT ST. MARY'S *	1-3	0-0	0-0	1	0	1	0	2	0	0	0	0	11
NORTH FLORIDA *	3-3	0-0	0-0	0	3	3	2	6	2	1	1	0	16
ALABAMA A&M *	3-5	1-1	0-0	1	3	4	1	7	0	1	1	1	20
at Missouri *	0-0	0-0	0-0	1	0	1	1	0	1	0	0	0	8
ARKANSAS *	1-1	0-0	0-0	1	0	1	2	2	1	2	0	1	11
TENNESSEE *	0-0	0-0	0-0	0	4	4	1	0	1	0	0	0	12
at South Carolina *	0-1	0-0	0-0	0	0	0	1	0	0	0	0	0	10
at Kentucky *	2-3	0-1	0-0	0	1	1	2	4	0	1	0	0	9
LSU *	0-0	0-0	0-0	0	1	1	1	0	0	2	1	1	6
at Florida *	0-0	0-0	0-0	0	0	0	0	0	0	1	0	0	3
ALABAMA	DNP												
SOUTH CAROLINA	DNP												
at Mississippi State *	0-2	0-0	2-2	0	1	1	0	2	0	0	0	1	7
at Arkansas													
FLORIDA													
at Vanderbilt													
AUBURN													
at LSU													
TEXAS A&M													
OLE MISS													
at Auburn													

## ▶ OVERALL CAREER STATISTICS

	GP-GS	MP-Avg.	FGs	Pct.	3FGs	Pct.	FTs	Pct.	O+R=Tot.-Avg.	PF-D	A	TO	BL	ST	Pts.-Avg.
2019-20-NSU	28-28	719-25.7	146-240	.608	6-23	.261	59-91	.648	94+108=202-7.2	78-1	63	24	42	29	357-12.8
2021-22-NSU	30-30	951-31.7	210-350	.600	19-46	.413	141-185	.762	87+114=201-6.7	87-1	85	58	76	46	580-19.3
2022-23-NSU	34-34	905-26.6	238-397	.599	24-59	.407	142-191	.743	61+121=182-5.4	100-4	84	55	54	57	642-18.9
NSU TOTALS	92-92	2575-28.0	594-987	.602	49-128	.383	342-467	.732	242+343=585-6.4	265-6	232	137	172	132	1579-17.2
2023-24-UGA	12-11	123-10.3	10-18	.556	1-2	.500	2-2	1.000	4+15=19-1.6	13-0	5	8	3	4	23-1.9
TOTALS	104-103	2699-26.0	604-1005	.601	50-130	.385	344-469	.733	246+358=604-5.8	278-6	237	145	175	136	1602-15.4



# 11 JUSTIN HILL

6-0 || 185 || SR. || GUARD || HOUSTON, TEXAS || TR.-LONGWOOD || CONSUMER ECONOMICS

## SEASON & CAREER HIGHS

### POINTS

**SEASON** 19 vs. Arkansas (1/10/24)  
**CAREER** 29 vs. Winthrop (1/29/22)

### REBOUNDS

**SEASON** 4 Four times, last Alabama  
**CAREER** 10 Two times, last vs. High Point (2/17/22)

### ASSISTS

**SEASON** 9 vs. Florida (1/27/24)  
**CAREER** 11 vs. N.C. A&T (12/8/20)

### BLOCKS

**SEASON** –  
**CAREER** 1 Eight times, last vs. S. Carolina (3/4/23)

### STEALS

**SEASON** 2 vs. Florida, Alabama A&M  
**CAREER** 4 Two times, last vs. Tennessee (3/17/22)

### MINUTES

**SEASON** 36 vs. Florida (1/27/24)  
**CAREER** 40 vs. N.C. A&T (3/4/22)

### FIELD GOALS MADE

**SEASON** 6 vs. Arkansas (1/10/24)  
**CAREER** 9 Two times, last vs. Radford (1/12/22)

### FIELD GOALS ATTEMPTED

**SEASON** 13 vs. Arkansas, Ga. Tech  
**CAREER** 21 vs. VMI (12/1/20)

### 3-POINTERS MADE

**SEASON** 4 vs. Missouri (1/6/24)  
**CAREER** 4 vs. Missouri, G-Webb (2/11/21)

### 3-POINTERS ATTEMPTED

**SEASON** 8 vs. Missouri, Ga. Tech  
**CAREER** 8 vs. Three times, last vs. Missouri (1/6/24)

### FREE THROWS MADE

**SEASON** 5 vs. Winthrop (11/24/23)  
**CAREER** 12 Two times, last vs. N.C. A&T (3/4/22)

### FREE THROWS ATTEMPTED

**SEASON** 6 Four times, last Missouri  
**CAREER** 14 vs. N.C. A&T (3/4/22)

## MISCELLANEOUS STATS

### DOUBLE-DIGIT POINTS

**SEASON** 9 **CAREER** 58

### DOUBLE-DIGIT REBOUNDS

**SEASON** 0 **CAREER** 2

### DOUBLE-DIGIT ASSISTS

**SEASON** 0 **CAREER** 1

### DOUBLE-DOUBLES

**SEASON** 0 **CAREER** 1

### 20-POINT GAMES

**SEASON** 0 **CAREER** 9

## 2023-24 SEASON HIGHLIGHTS:

- ♦ Reached double figures for the first time in 2023-24 – and the 50th time in his career – against N.C. Central.
- ♦ Scored 13 of his 15 points against Winthrop in the second half.
- ♦ Canned a 15-foot jumper with 1.5 seconds remaining to complete Georgia's improbable comeback at Florida State. After trailing by 17 points (61-44) with 6:37 remaining, the Bulldogs outscored the Seminoles 24-5 the rest of the way en route to a 68-66 victory.
- ♦ Dished out a season-high eight assists – the most by any Bulldog this season – with just one TO against Mount St. Mary's.
- ♦ Knocked down 3-pointer at the 4:19 mark that put Georgia up for good at Missouri.
- ♦ Opened SEC play with back-to-back season-high scoring outputs, 16 points at Missouri followed by 19 against Arkansas.
- ♦ Connected on 9-of-20 3FG (.450) attempts against Alabama A&M, Missouri and Arkansas...after shooting 11-of-35 (.314) in the first dozen games of the season.
- ♦ Canned an elbow jumper with 43 seconds on the game clock – and one second on the shot clock – to put Georgia up 70-64 at South Carolina.
- ♦ Flirted with a double-double at Florida, scoring 11 points and dishing out a season-high nine assists (with two TOs).

## CAREER HIGHLIGHTS:

- ♦ **AS A JUNIOR AT UGA IN 2022-23**, one of just three Bulldogs – along with Jabri Abdur-Rahim and Braelen Bridges – to see action in all 32 games.
- ♦ Named to the Greenlight Sunshine Slam all-tourney team after averaging a team-high 14.5 points in two contests in Daytona.
- ♦ Posted his 1,000th career point in the regular-season finale at South Carolina on March 4.
- ♦ Ended the season on a tear, scoring in double figures in eight of the last 10 games and averaging a team-high 13.1 points during that span...after hitting double digits five times and averaging 6.6 points in the first 22 outings.
- ♦ **IN TWO SEASONS AT LONGWOOD**, logged action in 58 games and averaged 12.7 points, 4.5 rebounds, 3.7 assists and 1.2 steals.
- ♦ Earned Big South accolades during both seasons, securing a spot of the All-Freshman team in 2021 and following that with first-team All-Big South honors in 2022.
- ♦ **AS A SOPHOMORE IN 2021-22**, helped the Lancers post a 26-7 overall record and a 16-1 mark in Big South play which culminated with Longwood's first-ever NCAA Tournament bid.
- ♦ Pacing the Lancers in both scoring (14.2 ppg) and assists (4.2 apg).
- ♦ Flirted with a triple-double in the Big South semifinals, with 18 points, nine assists and eight boards against USC Upstate.
- ♦ **AS A FRESHMAN IN 2020-21**, enjoyed one of the best first-year campaigns since Longwood moved to Division I, producing the Lancers' second-best averages by a freshman for points (11.0) and assists (4.2) at the D-I level.
- ♦ **PRIOR TO COLLEGE**, coached by Craig Brownson at Fort Bend Travis High School, where he was tabbed 6A All-State by the Texas Association of Basketball Coaches (TABC) as a senior
- ♦ As a senior, averaged 24.0 points, 7.0 boards, 4.0 assists and 3.0 steals per game for Fort Bend Travis, which finished 31-7, claimed the district title and won two playoff games before the season was cancelled.

## ▶ GAME-BY-GAME LINESCORES

Opponent	FGs	3FGs	FTs	OR	DR	RB	PF	PT	A	TO	B	S	MP
vs. Oregon	3-9	2-6	1-3	0	3	3	0	9	4	3	0	1	21
WAKE FOREST	1-3	0-1	0-0	0	0	0	2	2	1	0	0	1	15
N.C. CENTRAL	4-8	3-6	0-0	0	1	1	2	11	4	1	0	1	26
vs. Miami (Fla.)	0-3	0-1	0-0	0	2	2	2	0	1	0	0	0	19
vs. Providence	3-11	0-0	1-2	0	1	1	3	7	3	0	0	0	23
WINTHROP	4-8	2-5	5-6	0	1	1	0	15	3	1	0	1	24
at Florida State	5-10	0-2	3-5	0	1	1	1	13	3	2	0	0	27
MERCER	3-4	1-1	4-6	0	4	4	1	11	1	2	0	0	24
GEORGIA TECH	4-13	3-8	3-4	0	2	2	0	14	4	1	0	0	25
HIGH POINT	2-5	0-2	3-6	0	2	2	1	7	1	1	0	0	26
MOUNT ST. MARY'S	2-5	0-2	2-6	0	1	1	1	6	8	1	0	0	25
NORTH FLORIDA	2-4	0-1	2-4	0	2	2	2	6	4	1	0	0	21
ALABAMA A&M	4-11	2-5	0-0	1	1	2	0	10	5	1	0	2	22
at Missouri	5-12	4-8	2-6	0	2	2	0	16	4	3	0	1	29
ARKANSAS	6-13	3-7	4-5	0	3	3	0	19	2	1	0	1	24
TENNESSEE	1-8	0-2	4-4	3	1	4	0	6	4	1	0	1	19
at South Carolina	3-12	0-1	3-4	0	1	1	2	9	5	1	0	1	28
at Kentucky	3-7	0-1	2-4	0	4	4	2	8	6	5	0	1	21
LSU	1-5	0-0	2-3	0	0	0	0	4	1	2	0	0	21
at Florida	5-11	1-3	0-3	0	2	2	2	11	9	2	0	2	36
ALABAMA	2-5	0-2	1-1	1	3	4	1	5	4	3	0	0	22
SOUTH CAROLINA	2-6	0-3	0-0	0	0	0	1	4	4	0	0	0	29
at Mississippi State	* 2-12	0-3	0-0	0	3	3	4	4	4	1	0	1	26
at Arkansas													
FLORIDA													
at Vanderbilt													
AUBURN													
at LSU													
TEXAS A&M													
OLE MISS													
at Auburn													

## ▶ OVERALL CAREER STATISTICS

	GP-GS	MP-Avg.	FGs	Pct.	3FGs	Pct.	FTs	Pct.	O+R=Tot.-Avg.	PF-D	A	TO	BL	ST	Pts.-Avg.
2020-21-LU	27-10	720-26.7	108-251	.430	24-73	.329	58-80	.725	13+100=113-4.2	42-0	83	64	1	23	298-11.0
2021-22-LU	31-30	963-31.1	148-355	.417	34-101	.337	110-138	.797	24+125=149-4.8	44-0	131	82	4	48	440-14.2
LU TOTALS	58-40	1683-29.0	256-606	.422	58-174	.333	168-218	.771	37+225=262-4.5	86-0	214	146	5	71	738-12.7
2022-23-UGA	32-10	713-22.3	79-208	.380	22-74	.297	96-121	.793	16+69=85-2.7	37-0	93	62	3	22	276-8.6
2023-24-UGA	22-0	529-24.1	65-173	.376	21-67	.313	42-72	.583	5+37=42-1.9	23-0	81	32	0	13	193-8.8
UGA TOTALS	54-10	1243-23.0	144-381	.378	43-141	.305	138-193	.715	21+106=127-2.4	60-0	174	94	3	35	469-8.7
TOTALS	112-50	2925-26.1	400-987	.405	101-315	.321	306-411	.745	58+331=389-3.5	146-0	388	240	8	106	1207-10.8



# 12 MATTHEW-ALEXANDER MONCRIEFFE

6-8 || 217 || SR. || FORWARD || TORONTO, ONTARIO || TR.-OKLAHOMA STATE || COMMUNICATION STUDIES

## SEASON & CAREER HIGHS

### POINTS

SEASON 6 vs. N.C. Central (11/12/23)  
CAREER 22 vs. Iowa St. (1/25/21)

### REBOUNDS

SEASON 6 vs. Winthrop (11/24/23)  
CAREER 12 Two times, last vs. Oklahoma (2/27/21)

### ASSISTS

SEASON 2 vs. Mercer, Winthrop  
CAREER 3 Five times, last vs. Ole Miss (2/7/23)

### BLOCKS

SEASON 3 vs. Winthrop (11/24/23)  
CAREER 3 vs. Winthrop (11/24/23)

### STEALS

SEASON 1 Mercer, N.C. Central  
CAREER 3 Two times, last vs. Charleston (11/22/21)

### MINUTES

SEASON 19 vs. Winthrop (11/24/23)  
CAREER 35 Two times, last vs. Liberty (3/19/21)

### FIELD GOALS MADE

SEASON 2 vs. N.C. Central (11/12/23)  
CAREER 11 vs. Iowa St. (1/25/21)

### FIELD GOALS ATTEMPTED

SEASON 3 vs. High Point (12/16/23)  
CAREER 17 vs. Iowa St. (1/25/21)

### 3-POINTERS MADE

SEASON –  
CAREER –

### 3-POINTERS ATTEMPTED

SEASON –  
CAREER 1 vs. Oral Roberts (11/26/21)

### FREE THROWS MADE

SEASON 2 vs. N.C. Central (11/12/23)  
CAREER 5 Three times, last vs. Texas A&M (2/4/23)

### FREE THROWS ATTEMPTED

SEASON 3 vs. Mercer (12/1/23)  
CAREER 10 vs. Texas A&M (2/4/23)

## MISCELLANEOUS STATS

### DOUBLE-DIGIT POINTS

SEASON 0 CAREER 15

### DOUBLE-DIGIT REBOUNDS

SEASON 0 CAREER 5

### DOUBLE-DOUBLES

SEASON 0 CAREER 3

### 20-POINT GAMES

SEASON 0 CAREER 3

## 2023-24 SEASON HIGHLIGHTS:

- ♦ Returns after being the Bulldogs' leading rebounder as a junior.
- ♦ Provided a huge spark off the bench against N.C. Central, posting a team-leading "+/-" of 16 in 13 minutes of action.
- ♦ Earned a starting nod for the first three games of Georgia's six-game December homestand.

## CAREER HIGHLIGHTS:

- ♦ **AS A JUNIOR AT UGA IN 2022-23**, started 26 of 28 games played and averaged a team-leading 5.1 rebounds per game.
- ♦ Recorded his first double-digit outing as a Bulldog with 11 points on 5-of-6 shooting at Georgia Tech.
- ♦ In back-to-back outings against Tech and Notre Dame, averaged 13.0 points while connecting on 11-of-12 of his shots from the field (91.7 percent).
- ♦ **IN TWO SEASONS AT OKLAHOMA STATE**, compiled 377 points (6.5 ppg), 264 rebounds (4.6 rpg), 37 assists and 30 steals while averaging 18.2 minutes per game.
- ♦ Helped OSU reach the Round of 32 of the 2020 NCAA Tournament.
- ♦ **AS A SOPHOMORE IN 2021-22**, connected on 51 of his 100 shots from the floor, an easy-to-calculate 51.0 percent conversion rate.
- ♦ Got a starting nod for six consecutive non-conference games between Nov.-Dec. and for the Big 12 opener against Kansas.
- ♦ **AS A FRESHMAN IN 2020-21**, earned 14 starts and notched a team-high three double-doubles.
- ♦ Poured in 22 points and grabbed 12 rebounds – both season-high tallies – in an 81-60 victory at Iowa State.
- ♦ Coached by Tony McIntyre at Orangeville Prep, which he helped capture four consecutive Ontario Scholastic Basketball Association (OSBA) regular-season titles and compile a combined record of 73-4.
- ♦ Rated as a four-star recruit by ESPN.com, 247Sports.com and rivals.com and ranked as the No. 64 overall recruit in the Class of 2019 by 247Sports.com.
- ♦ The first-ever two-time BioSteel All-Canadian Player of the Year.
- ♦ As a senior, averaged 21.8 points, 7.6 rebounds, 2.1 assists and 1.7 steals and shot 57.0 percent from the floor to lead Orangeville to a 21-11 record and win the Ontario Final 8 Championship.
- ♦ Represented Canada internationally at a pair of age-level FIBA world championship events – the 2019 U19 World Cup and the 2018 FIBA World Cup.
- ♦ Helped lead Canada to a fourth-place performance at the 2018 U17 World Cup in Argentina, averaging 11.2 points, 7.7 boards and 1.2 assists per game.

## ▶ GAME-BY-GAME LINESCORES

Opponent	FGs	3FGs	FTs	OR	DR	RB	PF	PT	A	TO	B	S	MP
vs. Oregon	0-1	0-0	0-0	0	0	0	0	0	1	1	1	0	5
WAKE FOREST	DNP												
N.C. CENTRAL	2-2	0-0	2-2	0	3	3	2	6	0	0	0	1	13
vs. Miami (Fla.)	1-1	0-0	1-2	0	0	0	1	3	0	0	1	0	8
vs. Providence	0-1	0-0	0-0	0	1	1	2	0	0	1	1	0	12
WINTHROP	0-0	0-0	0-0	3	3	6	1	0	2	0	3	0	19
at Florida State	0-2	0-0	0-0	2	1	3	1	0	0	1	0	0	7
MERCER	* 0-2	0-0	1-3	1	4	5	0	1	2	2	0	1	14
GEORGIA TECH	* 0-1	0-0	0-0	0	1	1	2	0	1	1	1	0	7
HIGH POINT	* 0-3	0-0	1-2	1	1	2	1	1	0	2	1	0	11
MOUNT ST. MARY'S	DNP												
NORTH FLORIDA	DNP												
ALABAMA A&M	0-0	0-0	1-2	0	0	0	0	1	0	1	0	0	4
at Missouri	DNP												
ARKANSAS	DNP												
TENNESSEE	DNP												
at South Carolina	DNP												
at Kentucky	DNP												
LSU	DNP												
at Florida	DNP												
ALABAMA	DNP												
SOUTH CAROLINA	DNP												
at Mississippi State													
at Arkansas													
FLORIDA													
at Vanderbilt													
AUBURN													
at LSU													
TEXAS A&M													
OLE MISS													
at Auburn													

## ▶ OVERALL CAREER STATISTICS

	GP-GS	MP-Avg.	FGs	Pct.	3FGs	Pct.	FTs	Pct.	O+R=Tot.-Avg.	PF-D	A	TO	BL	ST	Pts.-Avg.
2020-21-OSU	28-14	613-21.9	102-199	.513	0-0	.000	47-86	.547	67+81=148-5.3	66-3	20	43	10	17	251-9.0
2021-22-OSU	30-7	445-14.8	51-100	.510	0-1	.000	24-46	.522	36+80=116-3.9	49-1	17	37	9	13	126-4.2
OSU TOTALS	58-21	1058-18.2	153-299	.512	0-1	.000	71-132	.538	103+161=264-4.6	115-4	37	80	19	30	377-6.5
2022-23-UGA	28-26	575-20.5	59-112	.527	0-0	.000	36-72	.500	46+97=143-5.1	62-2	22	33	9	8	154-5.5
2023-24-UGA	10-3	100-10.0	3-13	.231	0-0	.000	6-11	.545	7+14=21-2.1	10-0	6	9	8	2	12-1.2
UGA TOTALS	38-29	675-17.8	62-125	.496	0-0	.000	42-83	.506	53+111=164-4.3	72-2	28	42	17	10	166-4.4
TOTALS	96-50	1733-18.1	215-424	.507	0-1	.000	113-215	.526	156+272=428-4.5	187-6	65	122	36	40	543-5.7





# 13 DYLAN JAMES

6-9 || 207 || FR. || FORWARD || WINTER HAVEN, FLA. || WINTER HAVEN HIGH SCHOOL || UNDECIDED

## SEASON & CAREER HIGHS

### POINTS

SEASON 9 vs. Alabama A&M (12/30/23)

CAREER 9 vs. Alabama A&M (12/30/23)

### REBOUNDS

SEASON 3 vs. Alabama A&M, N. Florida

CAREER 3 vs. Alabama A&M, N. Florida

### ASSISTS

SEASON 2 vs. N. Florida (12/22/23)

CAREER 2 vs. N. Florida (12/22/23)

### BLOCKS

SEASON 2 vs. Alabama A&M (12/30/23)

CAREER 2 vs. Alabama A&M (12/30/23)

### STEALS

SEASON 1 vs. Miss. St., Oregon

CAREER 1 vs. Miss. St., Oregon

### MINUTES

SEASON 17 vs. N. Florida (12/22/23)

CAREER 17 vs. N. Florida (12/22/23)

### FIELD GOALS MADE

SEASON 4 vs. Alabama A&M (12/30/23)

CAREER 4 vs. Alabama A&M (12/30/23)

### FIELD GOALS ATTEMPTED

SEASON 4 vs. Alabama A&M (12/30/23)

CAREER 4 vs. Alabama A&M (12/30/23)

### 3-POINTERS MADE

SEASON 1 Three times, last Miss. St.

CAREER 1 Three times, last Miss. St.

### 3-POINTERS ATTEMPTED

SEASON 1 Four times, last Miss. St.

CAREER 1 Four times, last Miss. St.

### FREE THROWS MADE

SEASON 1 vs. N. Florida (12/22/23)

CAREER 1 vs. N. Florida (12/22/23)

### FREE THROWS ATTEMPTED

SEASON 2 vs. N. Florida (12/22/23)

CAREER 2 vs. N. Florida (12/22/23)

## MISCELLANEOUS STATS

### DOUBLE-DIGIT POINTS

SEASON 0 CAREER 0

### DOUBLE-DIGIT REBOUNDS

SEASON 0 CAREER 0

## 2023-24 SEASON HIGHLIGHTS:

- Scored nine points on an efficient 4-of-5 shooting performance in an exhibition victory over Eastern Kentucky.
- Faced off against his older brother Dorian when Georgia played North Florida.
- Notched career highs for points (4), boards (3), assists (2) and minutes (17) against North Florida.
- More than doubled his career-best offensive output – from 4 points to 9 – against Alabama A&M.
- Logged his first SEC action in the first half of Georgia's outing against No. 24/22 Alabama.
- Played 10 minutes at Mississippi State, after logging just three minutes against Alabama to go along with eight DNP's in Georgia's first nine SEC outings.

## CAREER HIGHLIGHTS:

- Coached by Tyrone Woodside during his freshman, junior and senior seasons at Winter Haven High.
- Evaluated as a four-star prospect by each national service and listed as the No. 78 recruit in the Class of 2023 in the 247Sports.com composite rankings.
- Tabbed as the nation's No. 87 overall recruit by 247Sports.com, as well as No. 83 by Rivals.com and No. 87 by ESPN.com.
- In 94 career outings at Winter Haven, produced 1,045 points (11.1 ppg), 729 rebounds (7.8 rpg) and 249 blocks (2.6 bpg) while helping the Blue Devils compile a combined record of 73-22 over those three seasons.
- As a senior, helped lead Winter Haven to a 27-5 record and a runner-up finish in the Class 7A state tournament while averaging 12.8 points, 9.2 boards, 2.8 blocks and 1.9 assists per game.
- Wrapped up his prep career with 13 points, six boards, three assists, two blocks and two steals in a 50-48 state final setback to Columbus High, which finished the season ranked No. 14 nationally by ESPN.
- Coached by Justin Harden at The Rock School in Gainesville, Fla., as a sophomore in 2020-21 and helped the Lions to an 22-8 record and a runner-up finish in the Sunshine Independent Athletic Association (SIAA) state tourney.

## ▶ GAME-BY-GAME LINESCORES

Opponent	FGs	3FGs	FTs	OR	DR	RB	PF	PT	A	TO	B	S	MP
vs. Oregon	0-1	0-0	0-1	2	0	2	1	0	0	1	1	1	5
WAKE FOREST	1-2	0-1	0-0	1	0	1	0	2	1	0	0	0	4
N.C. CENTRAL	DNP												
vs. Miami (Fla.)	0-0	0-0	0-0	1	0	1	1	0	1	0	0	0	11
vs. Providence	0-0	0-0	0-0	0	0	0	0	0	0	0	0	0	1
WINTHROP	DNP												
at Florida State	DNP												
MERCER	DNP												
GEORGIA TECH	DNP												
HIGH POINT	DNP												
MOUNT ST. MARY'S	DNP												
NORTH FLORIDA	1-2	1-1	1-2	1	2	3	1	4	2	1	0	0	17
ALABAMA A&M	4-4	1-1	0-1	0	3	3	1	9	1	1	2	0	14
at Missouri	DNP												
ARKANSAS	DNP												
TENNESSEE	DNP												
at South Carolina	DNP												
at Kentucky	DNP												
LSU	DNP												
at Florida	DNP												
ALABAMA	0-0	0-0	0-0	0	0	0	0	0	0	2	0	0	3
SOUTH CAROLINA	DNP												
at Mississippi State	1-1	1-1	0-0	0	0	0	3	3	0	0	0	1	10
at Arkansas													
FLORIDA													
at Vanderbilt													
AUBURN													
at LSU													
TEXAS A&M													
OLE MISS													
at Auburn													

## ▶ OVERALL CAREER STATISTICS

	GP-GS	MP-Avg.	FGs	Pct.	3FGs	Pct.	FTs	Pct.	O+R=Tot.-Avg.	PF-D	A	TO	BL	ST	Pts.-Avg.
2023-24	8-0	66-8.3	7-10	.700	3-4	.750	1-4	.250	5+5=10-1.3	7-0	5	5	3	2	18-2.3
TOTALS	8-0	66-8.3	7-10	.700	3-4	.750	1-4	.250	5+5=10-1.3	7-0	5	5	3	2	18-2.3



# 14 MARKEL JENNINGS

5-11 || 156 || FR. || GUARD || ATHENS, GA. || ATHENS ACADEMY || BIOLOGICAL ENGINEERING

## SEASON & CAREER HIGHS

### POINTS

SEASON –  
CAREER –

### REBOUNDS

SEASON –  
CAREER –

### ASSISTS

SEASON –  
CAREER –

### BLOCKS

SEASON –  
CAREER –

### STEALS

SEASON –  
CAREER –

### MINUTES

SEASON –  
CAREER –

### FIELD GOALS MADE

SEASON –  
CAREER –

### FIELD GOALS ATTEMPTED

SEASON –  
CAREER –

### 3-POINTERS MADE

SEASON –  
CAREER –

### 3-POINTERS ATTEMPTED

SEASON –  
CAREER –

### FREE THROWS MADE

SEASON –  
CAREER –

### FREE THROWS ATTEMPTED

SEASON –  
CAREER –

## MISCELLANEOUS STATS

### DOUBLE-DIGIT POINTS

SEASON 0 CAREER 0

### DOUBLE-DIGIT REBOUNDS

SEASON 0 CAREER 0

## 2023-24 SEASON HIGHLIGHTS:

- ◊ Checked in for the final minute of UGA's preseason exhibition victory over Eastern Kentucky.

## CAREER HIGHLIGHTS:

- ◊ Coached by Don Hurlburt as a senior at Athens Academy, where he helped the Spartans compile a 16-12 record and reach the first round of the Georgia Class 2A state tournament.
- ◊ Played a vital role in the Spartans' reversal from his first two seasons at Athens Academy, when the Spartans compiled a combined record of 12-34.
- ◊ Enjoyed a breakout AAU summer season during 2022, averaging 13.5 points and 6.5 assists for the Team Strong program.
- ◊ Team strong is run by Athens native Carlos Strong, an All-SEC performer for the Bulldogs who helped lead Georgia to the "Sweet 16" round of the 1996 NCAA Tournament.
- ◊ Among UGA's career statistical leaders, Strong is currently No. 14 in points (1,414) and No. 10 in rebounds (739).
- ◊ Played on the varsity team at Prince Avenue Christian as a freshman before transferring to the Wolverines' cross-county rival.

## ▶ GAME-BY-GAME LINESCORES

Opponent	FGs	3FGs	FTs	OR	DR	RB	PF	PT	A	T	B	S	MP
vs. Oregon	DNP												
WAKE FOREST	DNP												
N.C. CENTRAL	DNP												
vs. Miami (Fla.)	DNP												
vs. Providence	DNP												
WINTHROP	DNP												
at Florida State	DNP												
MERCER	DNP												
GEORGIA TECH	DNP												
HIGH POINT	DNP												
MOUNT ST. MARY'S	DNP												
NORTH FLORIDA	DNP												
ALABAMA A&M	DNP												
at Missouri	DNP												
ARKANSAS	DNP												
TENNESSEE	DNP												
at South Carolina	DNP												
at Kentucky	DNP												
LSU	DNP												
at Florida	DNP												
ALABAMA	DNP												
SOUTH CAROLINA	DNP												
at Mississippi State	DNP												
at Arkansas													
FLORIDA													
at Vanderbilt													
AUBURN													
at LSU													
TEXAS A&M													
OLE MISS													
at Auburn													

## ▶ OVERALL CAREER STATISTICS

	GP-GS	MP-Avg.	FGs	Pct.	3FGs	Pct.	FTs	Pct.	O+R=Tot.-Avg.	PF-D	A	T	B	ST	Pts.-Avg.
2023-24	–														
TOTALS	–														



# 15 RJ MELENDEZ

6-7 || 210 || JR. || GUARD || ARECIBO, P.R. || TR.-ILLINOIS || SPORTS MANAGEMENT

## SEASON & CAREER HIGHS

### POINTS

SEASON 35 vs. Florida (1/27/24)

CAREER 35 vs. Florida (1/27/24)

### REBOUNDS

SEASON 11 vs. Florida St. (11/29/23)

CAREER 11 vs. Florida St. (11/29/23)

11 vs. Minnesota (2/20/23)

### ASSISTS

SEASON 4 vs. Mt. St. Mary's (12/20/23)

CAREER 4 Three times, last  
vs. Mt. St. Mary's (12/20/23)

### BLOCKS

SEASON 1 Five times, last vs. S. Carolina-2

CAREER 3 vs. E. Illinois (11/7/22)

### STEALS

SEASON 5 vs. Florida (1/27/24)

CAREER 5 vs. Florida (1/27/24)

### MINUTES

SEASON 33 vs. Florida (1/27/24)

CAREER 33 vs. Florida, Maryland (12/2/22)

### FIELD GOALS MADE

SEASON 13 vs. Florida (1/27/24)

CAREER 13 vs. Florida (1/27/24)

### FIELD GOALS ATTEMPTED

SEASON 19 vs. Florida (1/27/24)

CAREER 19 vs. Florida (1/27/24)

### 3-POINTERS MADE

SEASON 6 vs. Florida (1/27/24)

CAREER 6 vs. Florida (1/27/24)

### 3-POINTERS ATTEMPTED

SEASON 10 vs. Florida (1/27/24)

CAREER 10 vs. Florida (1/27/24)

### FREE THROWS MADE

SEASON 8 vs. Arkansas (1/10/24)

CAREER 8 vs. Arkansas (1/10/24)

### FREE THROWS ATTEMPTED

SEASON 8 vs. Arkansas (1/10/24)

CAREER 8 vs. Arkansas (1/10/24)

8 vs. Syracuse (11/29/22)

## MISCELLANEOUS STATS

### DOUBLE-DIGIT POINTS

SEASON 14 CAREER 24

### DOUBLE-DIGIT REBOUNDS

SEASON 2 CAREER 3

### DOUBLE-DOUBLES

SEASON 2 CAREER 3

### 20-POINT GAMES

SEASON 1 CAREER 1

### 30-POINT GAMES

SEASON 1 CAREER 1

## 2023-24 SEASON HIGHLIGHTS:

- Scored a team-high 21 points and grabbed nine rebounds in an exhibition win over Eastern Kentucky.
- Put up 12 points in the season opener, with nine of those points coming in the second half.
- Logged 32 minutes against Wake Forest in his second outing as Bulldog, one MP shy of his career high of 54 contest in Illinois.
- His then-season-high 15 points against Providence also included additional 23-24 bests of three assists and three steals.
- With a double-digit tally of family and friends on hand, notched his first double-double at Georgia with 12 points and a career-high-matching 11 rebounds at Florida State.
- Backed up his strong outing in Tallahassee with a career-high 18 points against Mercer.
- Equaled his career high with 18 points and grabbed a team-high six rebounds against Mount St. Mary's.
- Scored eight of his 12 points at South Carolina in a first-half span of 1:08 as Georgia flipped a four-point deficit (27-23) to a four-point lead (31-27).
- Exploded for a career-high 35 points at Florida, tying the 20th-best single-game scoring output in Georgia history.
- A double-digit scorer in 11 of the last 17 games, averaged 11.8 ppg over that span.
- Has increased his scoring in SEC play by 2.0 ppg over non-conference games, going from 9.9 ppg to 11.8 ppg.

## CAREER HIGHLIGHTS:

- IN TWO SEASONS AT ILLINOIS**, helped Illinois earn back-to-back NCAA Tournament bids and a combined record of 43-26 during the 2021-22 and 2022-23 campaigns.
- In two NCAA Tournament outings against Houston in 2022 and Arkansas in 2023, averaged 9.5 points while shooting .615 (8-of-13) from the field.
- AS A SOPHOMORE IN 2022-23**, started 11 of the season's first dozen games, then came off the bench for 12 consecutive contests before returning to the lineup for seven of the last eight matchups
- Connected on 83.3 percent of his trips to the free throw line, the best clip among players in the Illini's regular rotation.
- AS A FRESHMAN IN 2021-22**, was a key reserve for Illinois in its march to a 23-10 record and an NCAA Tournament bid.
- An efficient shooter at all three percentages – .569 overall from the floor, .600 from 3-point range and .850 at the line.
- PRIOR TO COLLEGE**, coached by Richie Dalmau at Central Pointe Christian Academy (CPCA) in Kissimmee, Florida, where he scored a school-record 2,006 points for the White Tigers.
- Rated as the nation's No. 56 overall prospect by ESPN.com, as well as No. 94 in the 247Sports.com composite, No. 101 by On3Sports.com, No. 120 by rivals.com and No. 124 by 247Sports.com.
- Named Sunshine Independent Athletic Association (SIAA) Player of the Year and first-team all-state as a senior in 2021.
- As a senior, averaged 24.3 points, 6.1 rebounds, 3.4 assists, 2.3 blocks and 2.2 steals per game, leading CPCA to a 31-7 finish and ranked No. 35 nationally in the ballislife.com Fab 50 National Rankings for the 2020-21 campaign.
- As a junior, averaged 18.6 points and earned Most Valuable Player honors at the state tourney while leading CPCA for its first-ever SIAA state title.
- Helped Puerto Rico earn a Silver Medal at the 2019 U17 Centrobasket Championships in the Dominican Republic.
- Averaged 9.2 points, including a 21-point outburst against El Salvador, 3.2 rebounds and 1.6 steals in five contests.

## ▶ GAME-BY-GAME LINESCORES

Opponent	FGs	3FGs	FTs	OR	DR	RB	PF	PT	A	T	B	S	MP
vs. Oregon	* 4-9	1-3	3-5	1	2	3	3	12	0	5	1	1	22
WAKE FOREST	* 4-7	0-2	2-3	2	4	6	2	10	2	0	0	2	32
N.C. CENTRAL	* 1-7	0-2	0-0	1	1	2	1	2	0	1	0	1	17
vs. Miami (Fla.)	* 1-6	0-3	2-2	0	2	2	2	4	0	1	0	0	18
vs. Providence	* 5-9	1-3	4-4	1	4	5	3	15	3	2	0	3	31
WINTHROP	1-10	0-8	0-0	1	3	4	3	2	1	3	0	1	20
at Florida State	5-11	0-3	2-2	1	10	11	0	12	1	2	0	2	26
MERCER	5-8	2-4	6-6	1	3	4	3	18	2	3	1	0	28
GEORGIA TECH	2-10	0-7	2-2	3	4	7	4	6	1	2	1	0	26
HIGH POINT	5-9	1-2	0-2	0	7	7	2	11	1	2	0	2	23
MOUNT ST. MARY'S	5-13	1-4	7-7	2	4	6	2	18	4	1	1	2	22
NORTH FLORIDA	3-6	1-1	0-0	1	2	3	0	7	1	3	0	0	17
ALABAMA A&M	4-8	1-1	2-2	2	4	6	0	11	2	2	0	4	20
at Missouri	1-8	1-5	0-0	0	0	0	1	3	1	0	0	1	14
ARKANSAS	1-5	0-4	8-8	3	2	5	0	10	1	1	0	1	21
TENNESSEE	5-14	2-4	1-2	2	4	6	1	13	0	1	0	0	23
at South Carolina	4-7	2-4	2-2	1	1	2	2	12	0	2	0	0	16
at Kentucky	6-8	0-1	0-0	0	3	3	2	12	0	1	0	1	20
LSU	3-4	1-1	2-3	0	2	2	2	9	0	1	0	0	21
at Florida	13-19	6-10	3-4	2	1	3	0	35	1	0	0	5	33
ALABAMA	* 5-8	1-1	4-4	5	5	10	4	15	1	2	0	2	28
SOUTH CAROLINA	* 2-5	0-2	2-2	2	3	5	2	6	1	3	1	1	30
at Mississippi State	1-3	1-2	0-0	1	0	1	2	3	1	0	0	0	15
at Arkansas													
FLORIDA													
at Vanderbilt													
AUBURN													
at LSU													
TEXAS A&M													
OLE MISS													
at Auburn													

## ▶ OVERALL CAREER STATISTICS

	GP-GS	MP-Avg.	FGs	Pct.	3FGs	Pct.	FTs	Pct.	O+R=Tot.-Avg.	PF-D	A	TO	BL	ST	Pts.-Avg.
2021-22-UI	22-1	189-8.6	29-51	.569	9-15	.600	17-20	.850	9+28=37-1.7	12-0	15	10	3	6	84-3.8
2022-23-UI	32-18	687-21.5	64-170	.376	24-91	.264	40-48	.833	31+81=112-3.5	55-0	28	30	14	22	192-6.0
UI TOTALS	54-19	876-16.2	93-221	.421	33-106	.311	57-68	.838	40+109=149-2.8	67-0	43	40	17	28	276-5.1
2023-24-UGA	23-7	524-22.8	86-194	.443	22-77	.286	52-60	.867	32+71=103-4.5	37-0	24	38	5	30	246-10.7
TOTALS	77-26	1400-18.2	179-415	.431	55-183	.301	109-128	.852	72+180=252-3.3	104-0	67	78	22	58	522-6.8





# 22 BRANDON KLATSKY

6-4 || 170 || R-FR. || GUARD || COLTS NECK, N.J. || RANNEY SCHOOL || FINANCE

## SEASON & CAREER HIGHS

### POINTS

SEASON –  
CAREER –

### REBOUNDS

SEASON –  
CAREER –

### ASSISTS

SEASON –  
CAREER –

### BLOCKS

SEASON –  
CAREER –

### STEALS

SEASON –  
CAREER –

### MINUTES

SEASON 2 vs. Alabama A&M, N. Florida  
CAREER 2 vs. Alabama A&M, N. Florida

### FIELD GOALS MADE

SEASON –  
CAREER –

### FIELD GOALS ATTEMPTED

SEASON 1 vs. N. Florida (12/22/23)  
CAREER 1 vs. N. Florida (12/22/23)

### 3-POINTERS MADE

SEASON –  
CAREER –

### 3-POINTERS ATTEMPTED

SEASON 1 vs. N. Florida (12/22/23)  
CAREER 1 vs. N. Florida (12/22/23)

### FREE THROWS MADE

SEASON –  
CAREER –

### FREE THROWS ATTEMPTED

SEASON –  
CAREER –

## MISCELLANEOUS STATS

### DOUBLE-DIGIT POINTS

SEASON 0 CAREER 0

### DOUBLE-DIGIT REBOUNDS

SEASON 0 CAREER 0

## 2023-24 SEASON HIGHLIGHTS:

- Missed UGA's exhibition outing against Eastern Kentucky due to an ankle sprain.
- Logged his first regular-season action as a Bulldog in the closing minutes of Georgia's win over North Florida.

## CAREER HIGHLIGHTS:

- AS A FRESHMAN IN 2022-23**, named to the SEC's First-Year Academic Honor Roll.
- Did not log playing time during the regular season while securing a redshirt year.
- Checked in for the final minute of action during Georgia's preseason exhibition victory over Georgia College.
- Twice faced his older brother Alex, who is on the Florida Gators' roster, during the 2022-23 season.
- PRIOR TO COLLEGE**, coached by former Mayland standout Tahj Holden at the Ranney School.
- A four-year letterwinner at Ranney and helped the Panthers compile a 78-20 record from 2018-22, including a perfect 38-0 mark in Shore Conference outings.
- Produced more than 55 percent of his career points on 3-pointers, connecting on nearly twice as many trifectas (62) as shots from the floor inside the arc (35).
- As a senior, averaged 6.1 points per game to help Ranney compile a 21-6 record and reach the championship game of the New Jersey State Interscholastic Athletic Association (NJSIAA) South Jersey Non-Public B Tournament. Just so you'll know, that's also the semifinal round of the overall state tourney not the title contest.
- One of just two freshmen on the Panthers' squad that finished 31-3 in 2018-19 en route to winning both the NJSIAA Non-Public B State Tournament and the NJSIAA Tournament of Champions.
- As a freshman, was teammates with Scottie Lewis (Florida/Charlotte Hornets) and Bryan Antoine (Villanova).

## ▶ GAME-BY-GAME LINESCORES

Opponent	FGs	3FGs	FTs	OR	DR	RB	PF	PT	A	T	B	S	MP
vs. Oregon	DNP												
WAKE FOREST	DNP												
N.C. CENTRAL	DNP												
vs. Miami (Fla.)	DNP												
vs. Providence	DNP												
WINTHROP	DNP												
at Florida State	DNP												
MERCER	DNP												
GEORGIA TECH	DNP												
HIGH POINT	DNP												
MOUNT ST. MARY'S	DNP												
NORTH FLORIDA	0-1	0-1	0-0	0	0	0	0	0	0	0	0	0	2
ALABAMA A&M	0-0	0-0	0-0	0	0	0	0	0	0	0	0	0	2
at Missouri	DNP												
ARKANSAS	DNP												
TENNESSEE	DNP												
at South Carolina	DNP												
at Kentucky	DNP												
LSU	DNP												
at Florida	DNP												
ALABAMA	DNP												
SOUTH CAROLINA	DNP												
at Mississippi State	DNP												
at Arkansas													
FLORIDA													
at Vanderbilt													
AUBURN													
at LSU													
TEXAS A&M													
OLE MISS													
at Auburn													

## ▶ OVERALL CAREER STATISTICS

	GP-GS	MP-Avg.	FGs	Pct.	3FGs	Pct.	FTs	Pct.	O+R=Tot.-Avg.	PF-D	A	T	B	ST	Pts.-Avg.
2022-23	–														
2023-24	2-0	4-2.0	0-1	.000	0-1	.000	0-0	.000	0+0=0-0.0	0-0	0	0	0	0	0-0.0
TOTALS	2-0	4-2.0	0-1	.000	0-1	.000	0-0	.000	0+0=0-0.0	0-0	0	0	0	0	0-0.0



# 23 JALEN DELOACH

6-9 || 220 || JR. || FORWARD || SAVANNAH, GA. || TR.-VCU || INTERNATIONAL AFFAIRS

## SEASON & CAREER HIGHS

### POINTS

**SEASON** 9 vs. N. Florida (12/22/23)  
**CAREER** 19 Two times, last  
 vs. Saint Joseph's (2/21/23)

### REBOUNDS

**SEASON** 7 vs. Wake Forest (11/10/23)  
**CAREER** 13 vs. La Salle (12/31/22)

### ASSISTS

**SEASON** 3 vs. N.C. Central (11/12/23)  
**CAREER** 3 Five times, last  
 vs. N.C. Central (11/12/23)

### BLOCKS

**SEASON** 1 Eight times, last vs. S. Carolina-2  
**CAREER** 4 vs. Davidson (3/9/23)

### STEALS

**SEASON** 2 vs. N. Florida (12/22/23)  
**CAREER** 6 vs. Howard (12/11/22)

### MINUTES

**SEASON** 20 vs. N.C. Central (11/12/23)  
**CAREER** 33 vs. Dayton (3/12/23)

### FIELD GOALS MADE

**SEASON** 4 vs. N.C. Central (11/12/23)  
**CAREER** 9 vs. Saint Joseph's (2/21/23)

### FIELD GOALS ATTEMPTED

**SEASON** 5 vs. N. Florida, Wake Forest  
**CAREER** 11 Seven times, last  
 vs. Saint Louis (2/28/23)

### 3-POINTERS MADE

**SEASON** -  
**CAREER** -

### 3-POINTERS ATTEMPTED

**SEASON** -  
**CAREER** -

### FREE THROWS MADE

**SEASON** 3 vs. N. Florida (12/22/23)  
**CAREER** 6 Two times, last  
 vs. Loyola Chicago (1/10/23)

### FREE THROWS ATTEMPTED

**SEASON** 5 vs. N. Florida (12/22/23)  
**CAREER** 9 vs. Loyola Chicago (1/10/23)

## MISCELLANEOUS STATS

### DOUBLE-DIGIT POINTS

**SEASON** 0 **CAREER** 19

### DOUBLE-DIGIT REBOUNDS

**SEASON** 0 **CAREER** 6

### DOUBLE-DOUBLES

**SEASON** 0 **CAREER** 5

## 2023-24 SEASON HIGHLIGHTS:

- Did not play in the exhibition contest against Eastern Kentucky.
- Recorded a season-high eight points on a perfect shooting night from the floor against N.C. Central.
- Georgia's leading rebounder in two of the season's first five games against Wake Forest and Providence.
- Notched his first start as a Bulldog against Winthrop.
- Missed three games due to an illness before returning to action with a four-point, four-rebound performance against Mount St. Mary's.
- Contributed nicely with nine points and five boards in just 10 minutes of action against North Florida.
- Knocked down a pair of free throws at the 5:16 mark of the second half of the Arkansas game...after the Razorbacks trimmed Georgia's 13-point lead to 60-57.

## CAREER HIGHLIGHTS:

- IN TWO SEASONS AT VCU**, helped the Rams compile a 49-18 record and earn a pair of postseason bids to the 2022 NIT and 2023 NCAA Tournament.
- AS A SOPHOMORE IN 2022-23**, named third-team All-Atlantic 10 in balloting of the league's head coaches.
- Started 32 of 34 games played and helped VCU finish 27-8 and sweep of the Atlantic 10 regular-season and tournament titles en route to an NCAA Tournament appearance.
- Upped his production in Atlantic 10 action, averaging 9.2 points and 6.3 boards in non-league games and increasing those to 10.2 points and 7.4 rebounds in A10 play.
- AS A FRESHMAN IN 2021-22**, helped VCU compile a 22-10 record and earn an NIT bid by posting a team-leading 58.6 shooting percentage from the floor.
- PRIOR TO COLLEGE**, coached by Rob Johnson at The Skill Factory during a postgraduate season in 2020-21 and averaged 17.0 points, 10.3 rebounds, 5.2 assists and 1.5 blocks per game.
- Helped TSF capture the 2021 Phenom Post Graduate national title.
- Coached by Greg Phillips at Berkmar High School as a senior in 2019-20, where he was named honorable mention all-state for Class 7A from the Atlanta Journal-Constitution at Berkmar.
- Coached by Dion Bethea at Gray Collegiate Academy in Columbia, S.C., during the War Hawks' march to the South Carolina Class 2A state title.
- Coached by Karl DeMasi for two seasons at Islands High School in Savannah, where he grew seven inches, to 6-7, between his freshman and sophomore seasons.

## ▶ GAME-BY-GAME LINESCORES

Opponent	FGs	3FGs	FTs	OR	DR	RB	PF	PT	A	TO	B	S	MP
vs. Oregon	0-3	0-0	1-2	1	4	5	4	1	1	0	0	0	15
WAKE FOREST	2-5	0-0	1-4	2	5	7	2	5	0	2	1	1	19
N.C. CENTRAL	4-4	0-0	0-0	2	3	5	3	8	3	0	0	0	20
vs. Miami (Fla.)	0-2	0-0	2-2	0	2	2	5	2	0	0	1	0	11
vs. Providence	3-4	0-0	0-0	3	3	6	0	6	0	0	0	1	14
WINTHROP	* 2-3	0-0	2-2	2	2	4	4	6	1	1	1	1	18
at Florida State	* 0-1	0-0	0-2	0	3	3	4	3	0	1	0	0	17
MERCER	DNP												
GEORGIA TECH	DNP												
HIGH POINT	DNP												
MOUNT ST. MARY'S	2-2	0-0	0-0	1	3	4	0	4	1	1	0	0	12
NORTH FLORIDA	3-5	0-0	3-5	2	3	5	1	9	0	1	0	2	10
ALABAMA A&M	0-1	0-0	2-2	1	3	4	4	2	0	1	0	0	8
at Missouri	1-1	0-0	0-0	0	1	1	0	2	0	0	1	0	11
ARKANSAS	1-4	0-0	2-2	1	2	3	4	4	0	1	1	1	13
TENNESSEE	1-4	0-0	0-0	4	1	5	2	2	0	1	0	1	14
at South Carolina	0-2	0-0	0-0	2	1	3	3	0	1	0	0	0	6
at Kentucky	1-2	0-0	0-0	0	1	1	1	2	1	0	0	0	6
LSU	2-3	0-0	1-1	2	1	3	1	5	0	2	1	1	11
at Florida	1-1	0-0	0-0	0	1	1	1	2	1	0	1	1	5
ALABAMA	2-3	0-0	2-2	1	1	2	3	6	0	1	0	0	13
SOUTH CAROLINA	0-1	0-0	0-0	1	2	3	1	0	1	0	1	0	14
at Mississippi State	DPN												
at Arkansas													
FLORIDA													
at Vanderbilt													
AUBURN													
at LSU													
TEXAS A&M													
OLE MISS													
at Auburn													

## ▶ OVERALL CAREER STATISTICS

	GP-GS	MP-Avg.	FGs	Pct.	3FGs	Pct.	FTs	Pct.	O+R=Tot.-Avg.	PF-D	A	TO	BL	ST	Pts.-Avg.
2021-22-VCU	31-1	416-13.4	58-99	.586	0-0	.000	10-33	.303	47+68=115-3.7	84-3	17	30	27	7	126-4.1
2022-23-VCU	34-32	832-24.5	131-233	.562	0-0	.000	69-119	.580	89+145=234-6.9	107-6	35	64	47	36	331-9.7
VCU TOTALS	65-33	1248-19.2	189-332	.569	0-0	.000	79-152	.520	136+213=349-5.4	191-9	52	94	74	43	457-7.0
2023-24-UGA	19-2	237-12.5	25-51	.490	0-0	.000	16-24	.667	25+42=67-3.5	43-1	10	12	8	9	66-3.5
TOTALS	84-35	1485-17.7	214-383	.559	0-0	.000	95-176	.540	161+255=416-5.0	234-10	62	106	82	52	523-6.2



# 24 JADEN NEWELL

6-8 || 219 || R-FR. || FORWARD || DESTIN, FLA. || CHOCTAWHATCHEE HIGH SCHOOL || BIOLOGY

## SEASON & CAREER HIGHS

### POINTS

SEASON 2 vs. Alabama A&M (12/30/23)

CAREER 2 vs. Alabama A&M (12/30/23)

### REBOUNDS

SEASON 1 vs. N. Florida (12/22/23)

CAREER 1 vs. N. Florida (12/22/23)

### ASSISTS

SEASON -

CAREER -

### BLOCKS

SEASON -

CAREER -

### STEALS

SEASON 1 vs. N. Florida (12/22/23)

CAREER vs. N. Florida (12/22/23)

### MINUTES

SEASON 3 vs. Alabama A&M (12/30/23)

CAREER 3 vs. Alabama A&M (12/30/23)

### FIELD GOALS MADE

SEASON -

CAREER -

### FIELD GOALS ATTEMPTED

SEASON -

CAREER -

### 3-POINTERS MADE

SEASON -

CAREER -

### 3-POINTERS ATTEMPTED

SEASON -

CAREER -

### FREE THROWS MADE

SEASON 2 vs. Alabama A&M (12/30/23)

CAREER 2 vs. Alabama A&M (12/30/23)

### FREE THROWS ATTEMPTED

SEASON 2 vs. Alabama A&M (12/30/23)

CAREER 2 vs. Alabama A&M (12/30/23)

## MISCELLANEOUS STATS

### DOUBLE-DIGIT POINTS

SEASON 0 CAREER 0

### DOUBLE-DIGIT REBOUNDS

SEASON 0 CAREER 0

## 2023-24 SEASON HIGHLIGHTS:

- ♦ Played the final two minutes of Georgia's preseason exhibition victory over Eastern Kentucky.
- ♦ Older brother of signee Asa Newell, the third-highest ranked prospect to sign with the Bulldogs in the internet age behind Anthony Edwards and Lou Williams.
- ♦ Checked in for regular-season action for the first time as a Bulldog against North Florida and posted a rebound and steal in two minutes of PT.
- ♦ Scored his first career points at the free throw line with 42 seconds remaining against Alabama A&M.

## CAREER HIGHLIGHTS:

- ♦ **AS A FRESHMAN IN 2022-23**, walk-on who earned a redshirt for the season while contributing to the scout team but not logging any regular-season PT.
- ♦ Checked in for the final minute of Georgia's exhibition victory over Georgia College.
- ♦ **PRIOR TO COLLEGE**, coached by Mike Memmen as a senior and by Andrew Thigpen as a junior and a sophomore at Choctawhatchee High School.
- ♦ As a senior, helped Choctaw post a 14-15 record and reach the first round of the Florida 5A state tournament as the fourth-seeded Indians upset top-seeded Godby, 69-55, in the semifinals of the 5A District 1 tournament.
- ♦ Scored a career-high 12 points and grabbed eight rebounds – one shy of his career high – in Choctaw's season-ending setback to Riverside in the round of 32 of the state tournament.
- ♦ As a junior, helped the Indians to a 26-3 record and a runner-up performance in the Florida 5A state tourney.
- ♦ Debuted on the varsity during his sophomore year at Choctaw, which finished 22-7 and advanced to the round of 16 of Florida's 2020 7A state tournament that season.

## ▶ GAME-BY-GAME LINESCORES

Opponent	FGs	3FGs	FTs	OR	DR	RB	PF	PT	A	T	B	S	MP
vs. Oregon	DNP												
WAKE FOREST	DNP												
N.C. CENTRAL	DNP												
vs. Miami (Fla.)	DNP												
vs. Providence	DNP												
WINTHROP	DNP												
at Florida State	DNP												
MERCER	DNP												
GEORGIA TECH	DNP												
HIGH POINT	DNP												
MOUNT ST. MARY'S	DNP												
NORTH FLORIDA	0-0	0-0	0-0	0	1	1	0	0	0	1	0	1	2
ALABAMA A&M	0-0	0-0	2-2	0	0	0	2	2	0	1	0	0	3
at Missouri	DNP												
ARKANSAS	DNP												
TENNESSEE	DNP												
at South Carolina	DNP												
at Kentucky	DNP												
LSU	DNP												
at Florida	DNP												
ALABAMA	DNP												
SOUTH CAROLINA	DNP												
at Mississippi State	DNP												
at Arkansas													
FLORIDA													
at Vanderbilt													
AUBURN													
at LSU													
TEXAS A&M													
OLE MISS													
at Auburn													

## ▶ OVERALL CAREER STATISTICS

	GP-GS	MP-Avg.	FGs	Pct.	3FGs	Pct.	FTs	Pct.	O+R=Tot.-Avg.	PF-D	A	T	B	ST	Pts.-Avg.
2022-23	-														
2023-24	2-0	6-2.8	0-0	.000	0-0	.000	2-2	1.000	0+1=1-0.5	2-0	0	2	0	1	2-1.0
TOTALS	2-0	6-2.8	0-0	.000	0-0	.000	2-2	1.000	0+1=1-0.5	2-0	0	2	0	1	2-1.0





# 54 RUSSEL TCHEWA



7-0 || 275 || GRAD. || CENTER || DOUALA, CAMEROON || TR.-SOUTH FLORIDA || NONPROFIT MANAGEMENT & LEADERSHIP

## SEASON & CAREER HIGHS

### POINTS

SEASON 18 vs. Missouri (1/6/24)

CAREER 21 vs. Tulsa (2/15/23)

### REBOUNDS

SEASON 11 vs. Florida, LSU, Missouri

CAREER 15 vs. Tulane (2/18/23)

### ASSISTS

SEASON 3 vs. Ga. Tech (12/5/23)

CAREER 3 Six times, last vs. Ga. Tech (12/5/23)

### BLOCKS

SEASON 3 vs. High Point (12/16/23)

CAREER 3 vs. High Point (12/16/23)

### STEALS

SEASON 2 Three times, last vs. S. Carolina-2

CAREER 4 Two times, last vs. Houston (1/18/22)

### MINUTES

SEASON 33 vs. Florida, Mercer

CAREER 39 vs. Temple (1/25/23)

### FIELD GOALS MADE

SEASON 7 vs. Florida (1/27/24)

CAREER 8 Three times, last vs. Tulsa (2/15/23)

### FIELD GOALS ATTEMPTED

SEASON 11 vs. Wake Forest (11/10/23)

CAREER 13 Two times, last vs. UCF (3/10/22)

### 3-POINTERS MADE

SEASON -

CAREER -

### 3-POINTERS ATTEMPTED

SEASON 1 vs. Ga. Tech (12/5/23)

CAREER 1 vs. Ga. Tech  
1 Saint Joseph's (11/22/22)

### FREE THROWS MADE

SEASON 8 vs. Missouri (1/6/24)

CAREER 8 Four times, last vs. Missouri (1/6/24)

### FREE THROWS ATTEMPTED

SEASON 9 vs. Missouri (1/6/24)

CAREER 12 vs. E. Carolina (1/15/23)

## MISCELLANEOUS STATS

### DOUBLE-DIGIT POINTS

SEASON 7 CAREER 37

### DOUBLE-DIGIT REBOUNDS

SEASON 3 CAREER 18

### DOUBLE-DOUBLES

SEASON 3 CAREER 12

### 20-POINT GAMES

SEASON 0 CAREER 3

## 2023-24 SEASON HIGHLIGHTS:

- Recorded a double-double of 10 points and 10 rebounds in an exhibition win over Eastern Kentucky.
- Posted season- and game-high tallies of 18 points and 11 rebounds at Missouri en route to his first double-double as a Bulldog.
- Entered the Missouri game as a 59.9 percent free-throw shooter before converting 8-of-9 (.889) attempts against the Tigers.
- Posted his second double-double in dramatic fashion, grabbing his 11th rebound on the offensive end and then converting on an old-fashioned three-point play for digits nine, 10 and 11 with 2.3 seconds remaining to supply Georgia with the game-winning margin in a 68-66 decision over LSU in Athens.
- Notched back-to-back doubles against LSU and Florida.
- Has upped his scoring in league play 2.4 ppg, from 6.1 in 13 non-conference outings to 8.5 in SEC contests.
- Has also increased his rebounding 1.1 rpg, from 6.3 in non-conference to 7.4 vs. SEC.
- Under the "things that make you say hmmm" ...had a career high of one block 31 times in his first 113 collegiate outings before swatting three shots versus High Point.
- And another one of those "things that make you say hmmm" ...the 7-footer has 22 assists to 16 blocks - numbers you would think would be transposed.

## CAREER HIGHLIGHTS:

- Comes to UGA with a combined 104 games played, with 59 starts, and compiled 676 points (6.5 ppg) and 496 rebounds (4.8 rpg) in 19.6 minutes per action at South Florida and Texas Tech.
- Over three seasons at USF from 2020-23, appeared in 81 games, starting 59, and combining to score 638 points (7.9 ppg) and collect 475 rebounds (5.9 rpg).
- During the 2019-20 campaign at Texas Tech, played in 23 games, with one start, and scored 38 points and grabbed 21 rebounds.
- AS A SENIOR AT USF IN 2022-23**, was the Bulls' second-leading scorer (11.1 ppg) and leading rebounder (8.6 rpg).
- Among AAC leaders, finished No. 2 in rebounding (8.6 rpg), No. 4 in field goal percentage (.606) and No. 6 in double-doubles (six).
- AS A JUNIOR AT USF IN 2021-22**, finished the campaign ranked No. 14 in the AAC in overall rebounding (5.7 rpg) as well as No. 15 among leaders for league games only (5.8 rpg).
- Upped his offensive production considerably in the AAC, with his scoring ascending 4.2 - from 5.2 ppg in non-conference play to 9.4 ppg in American action.
- AS A SOPHOMORE AT USF IN 2020-21**, logged all three of his starting nods in AAC contests - against UCF on Feb. 17, Houston on Feb. 28 and Memphis on March 2.
- AS A FRESHMAN AT TEXAS TECH IN 2019-20**, helped the Red Raiders compile an 18-13 record and earn status as a consensus NCAA Tournament team by bracketologists before the season was canceled with the onset of the COVID-19 pandemic.
- PRIOR TO COLLEGE**, spent the 2018-19 season at Putnam Science Academy, helping the Mustangs reach the semifinals of the National Prep Championship tournament.
- Played for three seasons at Grissin bon Reggio Emilia, a prep school in Italy, before coming to the U.S.
- Helped A.S. Stella Azzura, a club team from Rome, to a runner-up finish in the 2018 U18 EuroLeague Adidas Next Generation

## OVERALL CAREER STATISTICS

	GP-GS	MP-Avg.	FGs	Pct.	3FGs	Pct.	FTs	Pct.	O+R-Tot.-Avg.	PF-D	A	TO	BL	ST	Pts.-Avg.
2019-20-TTU	23-1	115-5.0	17-34	.500	0-0	.000	4-7	.571	8+13=21-0.9	16-0	4	9	7	3	38-1.7
2020-21-USF	22-3	259-11.8	28-62	.452	0-0	.000	16-34	.471	22+30=52-2.4	41-1	2	18	6	5	72-3.3
2021-22-USF	29-27	726-25.0	90-191	.471	0-0	.000	52-91	.571	61+105=166-5.7	54-0	9	38	6	9	232-8.0
2022-23-USF	30-29	941-31.4	120-198	.606	0-1	.000	94-153	.614	81+176=257-8.6	74-1	27	65	8	19	334-11.1
USF TOTALS	81-59	1925-23.8	238-451	.528	0-1	.000	162-278	.583	164+311=475-5.9	169-2	38	121	20	33	638-7.9
2023-24-UGA	23-23	551-24.0	61-114	.535	0-1	.000	42-58	.724	46+110=156-6.8	51-1	22	39	16	12	164-7.1
TOTALS	127-83	2592-20.4	316-599	.528	0-2	.000	208-343	.606	218+434=652-5.1	236-3	64	169	43	48	840-6.6

## GAME-BY-GAME LINESCORES

Opponent	FGs	3FGs	FTs	OR	DR	RB	PF	PT	A	TO	B	S	MP
vs. Oregon	* 2-5	0-0	1-2	3	6	9	3	5	0	1	0	0	20
WAKE FOREST	* 5-11	0-0	1-2	1	5	6	1	11	1	2	1	0	21
N.C. CENTRAL	* 2-4	0-0	2-2	0	3	3	0	6	1	2	1	0	18
vs. Miami (Fla.)	* 1-5	0-0	0-0	2	3	5	2	2	1	2	0	0	16
vs. Providence	* 2-2	0-0	2-2	1	3	4	2	6	0	2	0	0	22
WINTHROP	* 3-4	0-0	3-3	1	7	8	4	9	0	2	1	0	23
at Florida State	* 0-1	0-0	0-0	1	5	6	2	0	1	1	0	0	18
MERCER	* 3-5	0-0	4-8	2	6	8	2	10	2	2	1	1	33
GEORGIA TECH	* 2-5	0-1	3-4	2	7	9	4	7	3	2	0	1	30
HIGH POINT	* 4-8	0-0	3-3	1	5	6	3	11	1	1	3	0	30
MOUNT ST. MARY'S	* 0-1	0-0	2-2	2	2	4	1	2	0	2	0	1	19
NORTH FLORIDA	* 1-1	0-0	2-4	0	6	6	1	4	2	2	1	0	16
ALABAMA A&M	* 2-3	0-0	2-2	4	4	8	3	6	2	0	0	2	23
at Missouri	* 5-5	0-0	8-9	4	7	11	2	18	1	2	0	1	29
ARKANSAS	* 3-5	0-0	0-0	2	6	8	5	6	1	3	0	0	20
TENNESSEE	* 0-5	0-0	1-2	1	2	3	3	1	2	2	0	0	25
at South Carolina	* 4-7	0-0	1-2	2	0	2	2	9	0	1	2	0	19
at Kentucky	* 2-3	0-0	0-2	2	7	9	1	4	1	2	1	2	29
LSU	* 4-8	0-0	3-4	4	7	11	4	11	1	2	2	1	29
at Florida	* 7-8	0-0	1-2	4	7	11	1	15	2	1	1	1	33
ALABAMA	* 5-10	0-0	0-0	4	5	9	1	10	0	3	1	0	26
SOUTH CAROLINA	* 2-5	0-0	1-1	2	4	6	2	5	0	0	1	2	22
at Mississippi State	* 2-3	0-0	2-2	1	3	4	2	6	0	3	0	0	29
at Arkansas													
FLORIDA													
at Vanderbilt													
AUBURN													
at LSU													
TEXAS A&M													
OLE MISS													
at Auburn													

## ► 2023-24 GEORGIA NUMERICAL ROSTER

NO.	NAME	HT.	WT.	CL.-EXP.	POS.	HOMETOWN / PREVIOUS SCHOOL
0	Blue Cain	6-5	194	Fr.-HS	G	Knoxville, Tenn. / IMG Academy
1	Jabri Abdur-Rahim	6-8	215	* Sr.-2L	G	South Orange, N.J. / Tr.-Virginia
2	Lamariyon "Mari" Jordan	6-6	190	Fr.-HS	G	Atlanta, Ga. / Norcross High School
3	Noah Thomasson	6-4	210	Grad.-Tr.	G	Houston, Texas / Tr.-Niagara
5	Frank Anselem-Ibe	6-10	215	* Sr.-1L	C	Lagos, Nigeria / Tr.-Syracuse
4	Silas Demary Jr.	6-5	190	Fr.-HS	G	Raleigh, N.C. / Combine Academy
10	RJ Sunahara	6-8	205	Grad.-Tr.	F	Bay Village, Ohio / Tr.-Nova Southeastern
11	Justin Hill	6-0	185	* Sr.-1L	G	Houston, Texas / Tr.-Longwood
12	Matthew-Alexander Moncrieffe	6-8	217	* Sr.-1L	F	Toronto, Ontario / Tr.-Oklahoma State
13	Dylan James	6-9	207	Fr.-HS	F	Winter Haven, Fla. / Winter Haven High School
14	Markel Jennings	5-11	156	Fr.-HS	G	Athens, Ga. / Athens Academy
15	RJ Melendez	6-7	210	Jr.-Tr.	G	Arecibo, Puerto Rico / Tr.-Illinois
22	Brandon Klatsky	6-4	170	R-Fr.-SQ	G	Colts Neck, N.J. / Ranney School
23	Jalen DeLoach	6-9	220	Jr.-Tr.	F	Savannah, Ga. / Tr.-VCU
24	Jaden Newell	6-8	219	R-Fr.-SQ	F	Destin, Fla. / Choctawhatchee High School
54	Russel Tchewa	7-0	275	Grad.-Tr.	C	Douala, Cameroon / Tr.-South Florida

\* With the NCAA awarding an extra year for eligibility due to COVID-19, these players could play one more season than their classification would traditionally indicate.

**Head Coach:** Mike White (Ole Miss '00)

**Associate Head Coach:** Antonio Reynolds Dean (Rhode Island '99)

**Assistant Coaches:** Erik Pastrana (Florida St. '07);  
Akeem Miskdeen (Queens '08); Patrick Blake (Louisville '09)

**Director of Operations:** Ben Gonzalez (Florida '17)

**Director of Video & Analytics:** Ryan McCloskey (Florida '16)

**Director Of Player Personnel:** Charles Mann (Georgia '16)

**Director of Athletic Performance:** Collin Crane (Carson-Newman '13)

**Athletic Trainer:** Lance Schuemann (Florida '07)

### PRO-NUN-SEE-Ā-SHUN GUY'D

0	JABRI (Juh-bree) ABDUR-RAHIM (ab-duhr rah-heem)
2	LAMARIYON (luh-mar-ee-on) "MARI" (mar-ee) Jordan
4	Silas DEMARY (DEM-uh-REE) Jr.
5	Frank ANSELEM-IBE (ann-suh-lem ee-bay)
10	RJ SUNUHARA (soon-uh-har-uh)
12	Matthew-Alexander MONCRIEFFE (mahn-creef)
22	Brandon KLATSKY (klat-ski)
24	Jaden NEWELL (new-uhl)
54	Rusel TCHEWA (chee-wuh)

## ► 2023-24 GEORGIA SPOTTER'S ROSTER



**0** Blue Cain



**1** Jabri Abdur-Rahim



**2** Mari Jordan



**3** Noah Thomasson



**4** Silas Demary Jr.



**5** Frank Anselem-Ibe



**10** RJ Sunahara



**11** Justin Hill



**12** M-A Moncrieffe



**13** Dylan James



**14** Markel Jennings



**15** RJ Melendez



**22** Brandon Klatsky



**23** Jalen DeLoach



**24** Jaden Newell



**54** Russel Tchewa



Mike White  
Head Coach



Antonio Reynolds Dean  
Assoc. Head Coach



Erik Pastrana  
Assistant Coach



Akeem Miskdeen  
Assistant Coach



Patrick Blake  
Assistant Coach



Ben Gonzalez  
Director of  
Operations



Charles Mann  
Director of  
Player Personnel



Ryan McCloskey  
Director of  
Video & Analytics



HC  
0  
1  
2  
3  
4  
5  
10  
11  
12  
13  
14  
15  
22  
23  
24  
54



## HEAD COACH WHITE

OLE MISS '00 • 30-25 (2ND AT UGA) • 273-153 (13TH OVERALL)

- Named Georgia head coach on March 13, 2022 – Selection Sunday – after 11 seasons at Louisiana Tech (2011-15) and Florida (2015-22).
- In 27 seasons as a collegiate player and coach, has been a part of 16 20-win campaigns and 17 teams that received postseason bids.
- Has earned Coach of the Year honors in three leagues – WAC in 2013, Conference USA in 2015 and SEC in 2017.



## BLUE CAIN

6-5 • 194 • FR. • KNOXVILLE, TENN. • SPORTS MANAGEMENT

- Dad, Chris, played golf at Duke; mom, former Myriah Loneran, played hoops at George Washington.
- Scored 12 vs. Oregon...first UGA freshman with 10+ in opener since A. Edwards & S. Wheeler in '19.
- Of his 65 made field goals on the season, 33 – or 50.8 percent – are from 3-point range.

	MPG	PPG	RPG	APG	BPG	SPG	FG	3FG	FT
2023-24	19.6	7.3	1.9	0.9	0.3	0.6	.430	.375	.545
CAREER	19.6	7.3	1.9	0.9	0.3	0.6	.430	.375	.545



## JABRI ABDUR-RAHIM

6-8 • 215 • SR. • SOUTH ORANGE, N.J. • COMMUNICATION STUDIES

- Son of Shareef Abdur-Rahim, current president of the G-League and 2000 Olympic Gold medalist.
- Selected as male student-athlete to serve on UGA Athletics Board for 2023-24 academic year.
- 34 points at No. 8/10 Kentucky was most by a Dog vs. top-10 since A. Edwards' 27 vs. No. 3 Mich. St.

	MPG	PPG	RPG	APG	BPG	SPG	FG	3FG	FT
2023-24	26.7	13.2	3.8	0.3	0.3	0.8	.376	.387	.873
CAREER	19.5	8.0	2.9	0.3	0.3	0.5	.376	.366	.826



## MARI JORDAN

6-6 • 190 • FR. • ATLANTA, GA. • UNDECIDED

- Ranked as the nation's No. 84 recruit in the Class of 2023 by ESPN.com.
- Played three seasons at Dacula HS before moving to Norcross HS as a senior.
- Named all-state in 2022 (first-team in Class 6A) and 2023 (second-team in Class 7A).

	MPG	PPG	RPG	APG	BPG	SPG	FG	3FG	FT
2023-24	–	–	–	–	–	–	–	–	–
CAREER	–	–	–	–	–	–	–	–	–



## NOAH THOMASSON

6-4 • 210 • GRAD. • HOUSTON, TEXAS • NONPROFIT MANAGEMENT & LEADERSHIP

- Helped George Ranch HS to Elite Eight round of Texas 6A state tourney as a senior in 2019.
- Led MAAC and ranked No. 34 nationally in scoring during 2022-23 (19.5 ppg).
- Scored his 1,200th point against Missouri in SEC...then topped 1,250 vs. LSU...and 1,300 vs. Miss. St.

	MPG	PPG	RPG	APG	BPG	SPG	FG	3FG	FT
2023-24	27.7	12.3	2.9	1.6	0.0	0.6	.429	.374	.568
CAREER	27.8	12.1	2.7	2.4	0.2	0.6	.464	.379	.665



## SILAS DEMARY JR.

6-5 • 190 • FR. • RALEIGH, N.C. • ENTERTAINMENT & MEDIA STUDIES

- Tabbed as the No. 44 prospect in the Class of 2023 by On3.com.
- Started vs. Oregon...first UGA freshman to get nod for season opener since Anthony Edwards in '19.
- UGA's third-leading rebounder; of his 94 rebounds, 86 (91.5 percent) are on the defensive end.

	MPG	PPG	RPG	APG	BPG	SPG	FG	3FG	FT
2023-24	26.6	9.5	4.1	2.4	0.4	1.4	.423	.300	.723
CAREER	26.6	9.5	4.1	2.4	0.4	1.4	.423	.300	.723



## FRANK ANSELEM-IBE

6-10 • 215 • SR. • LAGOS, NIGERIA • SPORTS MANAGEMENT

- Originally a Class of 2021 prospect before reclassifying to 2020.
- Played seven minutes in first three SEC games (2 DNP). Then logged a season-high 14 MP at S.C.
- Averaging 1.0 blocks per game in SEC play.

	MPG	PPG	RPG	APG	BPG	SPG	FG	3FG	FT
2023-24	8.5	2.6	1.9	0.1	0.8	0.1	.591	.000	.692
CAREER	12.8	2.7	3.1	0.3	0.6	0.3	.551	.000	.649



## RJ SUNAHARA

6-8 • 205 • GRAD. • BAY VILLAGE, OHIO • NONPROFIT MANAGEMENT & LEADERSHIP

- Coached by Celtics head coach Joe Mazzulla during redshirt year at Fairmont State in 2018-19.
- 2023 DII National Player of the Year who led Nova Southeastern to 36-0 mark & national title.
- Missed first nine games with left knee injury. Played in his 100th career game at South Carolina.

	MPG	PPG	RPG	APG	BPG	SPG	FG	3FG	FT
2023-24	10.3	1.9	1.6	0.4	0.3	0.3	.556	.500	1.000
CAREER	26.0	15.4	5.8	2.3	1.7	1.3	.601	.385	.733



## JUSTIN HILL

6-0 • 185 • SR. • HOUSTON, TEXAS • CONSUMER ECONOMICS

- Both parents played in NCAA Tourney – dad, Keith, at N.M. State and mom, Donna Holt, at Virginia.
- Knocked down the game-winning 15-foot jumper with 1.5 seconds left at Florida State.
- Season-high scoring tallies in first two SEC games – 16 at Missouri followed by 19 against Arkansas.

	MPG	PPG	RPG	APG	BPG	SPG	FG	3FG	FT
2023-24	23.1	8.6	2.0	3.7	0.0	0.6	.362	.299	.583
CAREER	26.1	10.7	3.5	3.5	0.1	0.9	.402	.318	.745



## MATTHEW-ALEXANDER MONCRIEFFE

6-8 • 217 • SR. • TORONTO, ONTARIO • COMMUNICATION STUDIES

- First-ever two-time recipient of the BioSteel All-Canadian Player of the Year at Orangeville Prep.
- Helped Oklahoma State to 2021 NCAA Tourney bid when leading Cowboys in double-doubles (3).
- Was "+16" in 13 minutes of action against N.C. Central

	MPG	PPG	RPG	APG	BPG	SPG	FG	3FG	FT
2023-24	10.0	1.2	2.1	0.6	0.8	0.2	.231	.000	.545
CAREER	18.1	5.7	4.3	0.7	0.4	0.4	.507	.000	.526



## DYLAN JAMES

6-9 • 207 • FR. • WINTER HAVEN, FLA. • UNDECIDED

- Rated as the nation's No. 78 overall prospect in the 247Sports.com composite for the Class of 2023.
- Faced older brother, Dorian, when UGA played North Florida on Dec. 22.
- Played 10 minutes at Mississippi State...after three minutes vs. Bama and eight DNP's in SEC play.

	MPG	PPG	RPG	APG	BPG	SPG	FG	3FG	FT
2023-24	8.3	2.3	1.3	0.6	0.4	0.3	.700	.750	.250
CAREER	8.3	2.3	1.3	0.6	0.4	0.3	.700	.750	.250



## MARKEL JENNINGS

5-11 • 156 • FR. • ATHENS, GA. • BIOLOGICAL ENGINEERING

- Helped lead Athens Academy to state tourney appearance as a senior after the Spartans were a combined 12-34 during the previous two seasons.
- Played AAU for the Team Strong program led by Carlos Strong, who led UGA to 1996 Sweet 16.

	MPG	PPG	RPG	APG	BPG	SPG	FG	3FG	FT
2023-24	–	–	–	–	–	–	–	–	–
CAREER	–	–	–	–	–	–	–	–	–



## RJ MELENDEZ

6-7 • 210 • JR. • ARECIBO, P.R. • SPORTS MANAGEMENT

- Rated as the No. 56 overall recruit in the Class of 2021 by ESPN.com.
- A double-digit scorer in 11 of the last 17 games and averaging 11.8 ppg over that span.
- Career-high 35 points at Florida is single-game high by any Bulldog since A. Edwards in 2020.

	MPG	PPG	RPG	APG	BPG	SPG	FG	3FG	FT
2023-24	22.8	10.7	4.5	1.0	0.2	1.3	.443	.286	.867
CAREER	18.2	6.8	3.3	0.9	0.3	0.8	.431	.301	.852



## BRANDON KLATSKY

6-4 • 170 • R-FR. • COLTS NECK, N.J. • FINANCE

- High school teammates with Scottie Lewis (Florida/Charlotte Hornets) and Bryan Antoine (Villanova/Radford) as a freshman at Ranney School.
- His brother, Alex, is a redshirt senior for the Florida Gators who also played for Mike White.

	MPG	PPG	RPG	APG	BPG	SPG	FG	3FG	FT
2023-24	2.0	0.0	0.0	0.0	0.0	0.0	.000	.000	.000
CAREER	2.0	0.0	0.0	0.0	0.0	0.0	.000	.000	.000



## JALEN DELOACH

6-9 • 220 • JR. • SAVANNAH, GA. • INTERNATIONAL AFFAIRS

- Grew 7 inches – to 6-7 – between his freshman and sophomore years at Islands High in Savannah.
- His brother, Kalen, was three-year starting LB at FSU who was 2023 Noles' second-leading tackler.
- Missed three games with illness before 4-point, 4-board effort against Mount St. Mary's.

	MPG	PPG	RPG	APG	BPG	SPG	FG	3FG	FT
2023-24	12.5	3.5	3.5	0.5	0.4	0.5	.490	.000	.667
CAREER	17.7	6.2	5.0	0.7	1.0	0.6	.559	.000	.540



## JADEN NEWELL

6-8 • 219 • R-FR. • DESTIN, FLA. • BIOLOGY

- Lived in Athens while growing up before moving to Florida to attend high school.
- Brother of UGA signee Asa Newell, a top-10 rated PF in the Class of 2023.
- Scored his first collegiate points with a pair of FTs against Alabama A&M.

	MPG	PPG	RPG	APG	BPG	SPG	FG	3FG	FT
2023-24	3.0	1.0	0.5	0.0	0.0	0.5	.000	.000	1.000
CAREER	3.0	1.0	0.5	0.0	0.0	0.5	.000	.000	1.000



## RUSSEL TCHEWA

7-0 • 270 • GRAD. • DOUALA, CAMEROON. • NONPROFIT MANAGEMENT & LEADERSHIP















- Played in 104 games at Texas Tech and South Florida before transferring to UGA.
- Big-time increases from non-conference to SEC play – up +2.5 ppg (6.1 to 8.5) and +11 rpg 6.3 to 7.4).
- Back-to-back double-doubles vs. LSU (11 pts., 11 rebs.) and Florida (15 pts., 11 rebs.)

	MPG	PPG	RPG	APG	BPG	SPG	FG	3FG	FT
2023-24	24.0	7.1	6.8	1.0	0.7	0.5	.535	.000	.724
CAREER	20.4	6.6	5.1	0.5	0.3	0.4	.528	.000	.606



## SEASON HIGHS

## CAREER HIGHS

POINTS	BOARDS	ASSISTS	BLOCKS	STEALS	MINUTES		POINTS	BOARDS	ASSISTS	BLOCKS	STEALS	MINUTES
<b>18</b> Two times, last Alabama A&M	<b>7</b> N.C. Central (11/12/23)	<b>3</b> Two times, last Tennessee	<b>2</b> N.C. Central (11/12/23)	<b>2</b> Four times, last Miss. St.	<b>34</b> Florida 1/27/24	 <b>BLUE</b>	<b>18</b> Two times, last Alabama A&M	<b>7</b> N.C. Central (11/12/23)	<b>3</b> Two times, last Tennessee	<b>2</b> N.C. Central (11/12/23)	<b>2</b> Four times, last Miss. St.	<b>34</b> Florida 1/27/24
<b>34</b> Kentucky (1/20/24)	<b>8</b> Two times, last S. Carolina	<b>2</b> Three times, last Kentucky	<b>2</b> South Carolina (2/3/24)	<b>3</b> Mount St. Mary's (12/20/23)	<b>33</b> Two times, last LSU	 <b>JABRI</b>	<b>34</b> Kentucky (1/20/24)	<b>11</b> Notre Dame (12/18/22)	<b>2</b> Five times, last Arkansas (1/10/24)	<b>2</b> Four times, last S. Carolina (2/3/24)	<b>3</b> Mount St. Mary's (12/20/23)	<b>34</b> Texas A&M 2/4/23
—	—	—	—	—	—	 <b>MARI</b>	—	—	—	—	—	—
<b>24</b> Winthrop (11/24/23)	<b>6</b> High Point (12/16/23)	<b>3</b> Five times, last Alabama A&M	<b>1</b> Alabama (1/31/24)	<b>3</b> Ga. Tech (12/5/23)	<b>36</b> Wake Forest (11/10/23)	 <b>NOAH</b>	<b>35</b> Canisius (3/4/23)	<b>9</b> Quinnipiac (2/10/23)	<b>9</b> Two times, last Marist (1/15/23)	<b>2</b> Three times, last Siena (2/5/23)	<b>4</b> Manhattan (1/18/22)	<b>43</b> Fairfield (1/6/23)
<b>22</b> Kentucky (1/20/24)	<b>8</b> Miami (11/19/23)	<b>7</b> Miami (11/19/23)	<b>2</b> Two times, last S. Carolina	<b>4</b> N.C. Central (11/12/23)	<b>34</b> Kentucky (1/20/24)	 <b>SILAS</b>	<b>22</b> Kentucky (1/20/24)	<b>8</b> Miami (11/19/23)	<b>7</b> Miami (11/19/23)	<b>2</b> Two times, last S. Carolina	<b>4</b> N.C. Central (11/12/23)	<b>34</b> Kentucky (1/20/24)
<b>7</b> High Point (12/16/23)	<b>5</b> S. Carolina (1/16/24)	<b>1</b> Two times, last Arkansas	<b>2</b> Four times, last S. Carolina	<b>1</b> High Point (12/16/23)	<b>14</b> S. Carolina (1/16/24)	 <b>FRANK</b>	<b>12</b> S. Carolina (1/28/23)	<b>15</b> Two times, last Florida St. (3/9/22)	<b>4</b> Florida State (3/9/22)	<b>3</b> Two times, last UTC (12/21/22)	<b>2</b> Four times, last Florida (2/28/23)	<b>37</b> Virginia Tech (2/12/22)
<b>7</b> Alabama A&M (12/30/23)	<b>4</b> Two times, last Tennessee	<b>2</b> N. Florida (12/22/23)	<b>1</b> Three times, last LSU	<b>1</b> Four times, last Miss. St.	<b>20</b> Alabama A&M (12/30/23)	 <b>RJ</b>	<b>41</b> Bluefield State (12/29/22)	<b>14</b> Two times, last Eckerd (2/8/20)	<b>6</b> Four times, last Barry (2/28/23)	<b>6</b> Two times, last Fla. So. (1/1/23)	<b>6</b> Florida Southern (2/8/23)	<b>43</b> Florida Tech (2/8/23)
<b>19</b> Arkansas (1/10/24)	<b>4</b> Four times, last Alabama	<b>9</b> Florida 1/27/24	—	<b>2</b> Two times, last Florida	<b>36</b> Florida 1/27/24	 <b>JUSTIN</b>	<b>29</b> Winthrop (1/29/22)	<b>10</b> Two times, last High Point (2/17/22)	<b>11</b> N.C. A&T (12/8/20)	<b>1</b> Eight times, last S.C. (3/4/23)	<b>4</b> Two times, last Tennessee (3/17/22)	<b>40</b> N.C. A&T (3/4/22)
<b>6</b> N.C. Central (11/12/23)	<b>6</b> Winthrop (11/24/23)	<b>2</b> Two times, last Mercer	<b>3</b> Winthrop (11/24/23)	<b>1</b> Two times, last Mercer	<b>19</b> Winthrop (11/24/23)	 <b>M-A</b>	<b>22</b> Iowa State (1/25/21)	<b>12</b> Two times, last Oklahoma (2/17/21)	<b>3</b> Five times, last Ole Miss (2/7/23)	<b>3</b> Winthrop (11/24/23)	<b>3</b> Two times, last Charleston (11/22/21)	<b>35</b> Two times, last Liberty (3/19/21)
<b>9</b> Alabama A&M (12/30/23)	<b>3</b> Two times, last Alabama A&M	<b>2</b> N. Florida (12/22/23)	<b>2</b> Alabama A&M (12/30/23)	<b>1</b> Two times, last Miss. St.	<b>17</b> N. Florida (12/22/23)	 <b>DYLAN</b>	<b>9</b> Alabama A&M (12/30/23)	<b>3</b> Two times, last Alabama A&M	<b>2</b> N. Florida (12/22/23)	<b>2</b> Alabama A&M (12/30/23)	<b>1</b> Two times, last Miss. St.	<b>17</b> N. Florida (12/22/23)
—	—	—	—	—	—	 <b>MARKEL</b>	—	—	—	—	—	—
<b>35</b> Florida 1/27/24	<b>11</b> Florida State (11/29/23)	<b>4</b> Mount St. Mary's (12/20/23)	<b>1</b> Five times, last S. Carolina-2	<b>5</b> Florida 1/27/24	<b>33</b> Florida 1/27/24	 <b>RJ</b>	<b>35</b> Florida 1/27/24	<b>11</b> Two times, last Florida State	<b>4</b> Three times, last Mount St. Mary's	<b>3</b> E. Illinois (11/7/22)	<b>5</b> Florida 1/27/24	<b>33</b> Two times, last Florida
—	—	—	—	—	<b>2</b> Two times, last Alabama A&M	 <b>BRANDON</b>	—	—	—	—	—	<b>2</b> Two times, last Alabama A&M
<b>9</b> N. Florida (12/22/23)	<b>7</b> Wake Forest (11/10/23)	<b>3</b> N.C. Central (11/12/23)	<b>1</b> Eight times, last S. Carolina-2	<b>2</b> N. Florida (12/22/23)	<b>20</b> N.C. Central (11/12/23)	 <b>JALEN</b>	<b>19</b> Two times, last St. Joe's (2/21/23)	<b>11</b> La Salle (12/31/22)	<b>3</b> Five times, last N.C. Central	<b>4</b> Davidson (3/9/23)	<b>6</b> Howard (12/11/22)	<b>33</b> Dayton (3/12/23)
<b>2</b> Alabama A&M (12/30/23)	<b>1</b> N. Florida (12/22/23)	—	—	<b>1</b> N. Florida (12/22/23)	<b>3</b> Alabama A&M (12/30/23)	 <b>JADEN</b>	<b>2</b> Alabama A&M (12/30/23)	<b>1</b> N. Florida (12/22/23)	—	—	<b>1</b> N. Florida (12/22/23)	<b>3</b> Alabama A&M (12/30/23)
<b>18</b> Missouri (1/6/24)	<b>11</b> Three times, last Florida	<b>3</b> Ga. Tech (12/5/23)	<b>3</b> High Point (12/16/23)	<b>2</b> Three times, last S. Carolina-2	<b>33</b> Two times, last Florida	 <b>BIG RUSS</b>	<b>21</b> Tulsa (2/15/23)	<b>15</b> Tulane (2/18/23)	<b>3</b> Six times, last Ga. Tech	<b>3</b> High Point (12/16/23)	<b>4</b> Two times, last Houston (1/18/22)	<b>39</b> Temple (1/25/23)