

Ole Miss

2023-24 WOMEN'S BASKETBALL GAME NOTES

19 NCAA TOURNAMENTS • 11 SWEET SIXTEENS • FIVE ELITE EIGHTS

GAME 29 | SUNDAY, MARCH 3 | ARKANSAS | 3:00 PM CT | OXFORD, MISS. | SJB PAVILION

[OleMissSports.com](#) | [OleMissGameday.com](#) | [@OleMissWBB](#) | [OleMissWBB](#) | [OleMissWBB](#)

2023-24 SCHEDULE

DATE	OPPONENT	TV	TIME/RESULT
------	----------	----	-------------

November

Nov. 6	QUEENS (NC)	SECN+	W, 91-44
Nov. 9	OKLAHOMA	SECN	L, 70-80
Nov. 15	TEMPLE	SECN+	W, 80-63
Nov. 18	vs. Howard!	FloHoops	W, 67-54
Nov. 19	vs. Arizona!	FloHoops	W, 56-47
Nov. 20	vs. Michigan!	ESPN2	W, 60-49
Nov. 25	LITTLE ROCK	SECN+	W, 58-45
Nov. 29	LOUISVILLE@	ESPNU	L, 58-64

December

Dec. 2	at Southern Miss	ESPN+	L, 59-61
Dec. 12	MISS. VALLEY STATE	SECN+	W, 84-56
Dec. 18	at South Alabama	ESPN+	W, 64-41
Dec. 21	at Arkansas-Pine Bluff	ESPN+	W, 62-47
Dec. 30	ALCORN STATE	SECN+	W, 72-37

January

Jan. 4	at Alabama*	SECN+	W, 55-45
Jan. 7	LSU*	ESPN	L, 73-84
Jan. 11	AUBURN*	SECN+	W, 58-55
Jan. 14	at Mississippi State*	SECN	L, 57-69
Jan. 21	at Georgia*	SECN	W, 69-59
Jan. 25	FLORIDA*	SECN	W, 81-70
Jan. 28	TENNESSEE*	ESPN	W, 80-75

February

Feb. 1	at Vanderbilt*	SECN+	W, 67-61
Feb. 4	at South Carolina*	ESPN2	L, 56-85
Feb. 8	TEXAS A&M*	SECN+	L, 52-73
Feb. 15	at Florida*	SECN+	W, 77-67 (OT)
Feb. 18	MISSISSIPPI STATE*	SECN+	W, 75-71 (OT)
Feb. 22	GEORGIA*	SECN+	W, 73-51
Feb. 26	at Missouri	SECN	W, 66-45
Feb. 29	at Kentucky	SECN+	W, 75-45

March

Mar. 3	ARKANSAS*	SECN	3:00 P.M.
Mar. 6-10	SEC Tournament\$		

ALL TIMES CENTRAL

* SEC contest

! - Battle4Atlantis - Nassau, Bahamas

@ - SEC/ACC Challenge

\$ 2024 SEC Tournament



OLE MISS REBELS

21-7, 11-4 SEC

Head Coach: Yolett McPhee-McCuin

Career: 194-145 (11th Year)

at Ole Miss: 100-82 (6th Year)



ARKANSAS RAZORBACKS

18-12, 6-9 SEC

Head Coach: Mike Neighbors

Career: 236-130 (11th Year)

at Arkansas: 138-89 (7th Year)

ON THE AIR

SEC NETWORK

Play-by-Play: Sam Gore

Color: Holly Warlick



OLE MISS LEARFIELD NETWORK

Radio: 105.1 FM

Online: OleMissSports.com

Mobile: TuneIn

Play-by-Play: Graham Doty



LIVE STATS

StatBroadcast

OleMissStats.com



STARTING FIVE

1

Ole Miss looks to make history in its final regular season game on Sunday and earn its 12th SEC win to set the program record for most in a single-season.

2

In her sixth year at the helm of Ole Miss, head coach Yolett McPhee-McCuin became the second coach in program history to reach the 100 win mark with the victory at Kentucky. She is currently 100-82 in Oxford.

3

Madison Scott continues to climb in the record books in her fourth season at Ole Miss, most recently earning her 26th career double-double at Florida to move to No. 8 all-time in the Rebel record book.

4

Ole Miss loves to defend as its defense is the engine to the entire Rebel team, and held its 31st SEC opponent in school history to under the 50-point mark at Kentucky. Nine of those games have come under McPhee-McCuin.

5

The Ole Miss defense remains one of the best with the Rebels ranking fourth in the SEC overall in holding opponents to an average of 58.6 points per game. Around the rim, Ole Miss ranks third nationally in blocks per game with 6.0.

PROJECTED STARTERS



2

MARQUESHA DAVIS

Guard • 6-0 • Senior
McGehee, Ark. • Springdale • Arkansas

PTS	REB	AST	STL	FG%	FT%
13.8	4.8	1.2	1.4	.453	.696



3

KENNEDY TODD-WILLIAMS

Guard • 6-0 • Senior*
Jacksonville, N.C. • Jacksonville • North Carolina

PTS	REB	AST	STL	FG%	FT%
9.6	4.7	2.3	1.2	.369	.763



5

SNUDDA COLLINS

Forward • 6-1 • Senior
Brookhaven, Miss. • Brookhaven

PTS	REB	AST	STL	FG%	FT%
9.5	1.0	0.9	0.5	.315	.821




24

MADISON SCOTT

Guard/Forward • 6-3 • Senior*
Indian Head, Md. • Bishop McNamara

PTS	REB	AST	STL	FG%	FT%
12.0	5.9	3.3	0.9	.492	.690



32

RITA IGBOKWE

Center • 6-4 • Senior
Jonesboro, Ga. • Mundy's Mill • Pitt

PTS	REB	AST	STL	FG%	FT%
4.9	5.9	0.4	0.9	.504	.373

QUICK FACTS

Name	Ole Miss (The University of Mississippi)
Nickname	Rebels
Location	Oxford, Mississippi
Founded	November 6, 1848
Enrollment	22,951 (Fall 2023)
School Colors	Cardinal Red and Navy Blue
Chancellor	Dr. Glenn Boyce
Faculty Representative	Dr. Ron Rychlak
Athletics Director	Keith Carter
Conference	Southeastern (SEC)
Stadium	The Pavilion at Ole Miss
Capacity	9,500
Head Coach	Yolett McPhee-McCuin
Record at Ole Miss	100-82 (6th Season)
Career Record	194-145 (11th season)
2022-23 Record	25-9
SEC Record/Finish	11-5/4th
Postseason	NCAA Sweet 16
Letterwinners Returning/Lost	7/5
Starters Returning/Lost	3/2
All-Time Record	923-609 (.601)

MEDIA SERVICES

OLE MISS ATHLETIC COMMUNICATIONS

Women's Basketball Contact:
Assistant Director, Athletics Communications - Madeline Marshall
Email: mgmarsh1@olemiss.edu
Cell: 662-832-3563

CREDENTIALS

Please contact the Athletics Communications office for game credentials. Requests for credentials should be emailed to mgmarsh1@olemiss.edu, and will be limited to working members of the media. Credentials will be held at Will Call located at the media entrance on the Hill Drive side of The Pavilion at Ole Miss. Seating priority will be given to the media that cover Ole Miss basketball on a regular basis. Credentials are non-transferable and unauthorized use is strictly prohibited.

INTERVIEW POLICY

All interview requests - coaches and players - MUST be coordinated through Madeline Marshall in the Athletics Communications office. During the week, head coach Yolett McPhee-McCuin and Rebel players will be available for interview before or after practice unless arranged otherwise. There will be no gameday player interviews until after the game.

POSTGAME INTERVIEWS

Coach McPhee-McCuin will address the media approximately 10 minutes after the game in the media room. Selected players will be brought into the interview room with the head coach. Visiting coach and player interviews will be coordinated through the visiting team's media relations contact.

MEDIA TIMEOUTS

Media timeouts (2:45 in length) will be taken in the following manner:

- One per quarter (First called timeout prior to the 5 min mark or the first deaball at or below the 5 min mark)
- Quarter breaks may be used as media timeout
- First called timeout in the second half becomes a media timeout.
- If it is a free throw situation, the shots will be taken following the timeout per NCAA regulations

NUMERICAL ROSTER

#	NAME	POS.	HT.	YR.-EXP.	HOMETOWN / PREVIOUS SCHOOL
1	KK Deans	G	5-8	Gr. / TR	Greensboro, N.C. / Florida
2	Marquesha Davis	G	6-0	Sr. / 1L	McGehee, Ark. / Arkansas
3	Kennedy Todd-Williams	G	6-0	Sr.* / TR	Jacksonville, N.C. / North Carolina
5	Snudda Collins	F	6-1	Sr.* / 3L	Brookhaven, Miss. / Brookhaven
10	J'Adore Young	C	6-4	Fr. / HS	Mauldin, S.C. / Greenville
12	Marija Avlijas	G	5-11	Fr. / HS	Belgrade, Serbia / Art Basket
13	Mariyah Noel	G	5-11	Fr. / HS	Kansas City, Kan. / Bonner Springs
20	Ayanna Thompson	G	6-1	So. / 1L	Desoto, Texas / Desoto
21	Zakiya Stephenson	G	5-4	Fr. / HS	Virginia Beach, Va. / Princess Anne
22	Tyia Singleton	F	6-2	Gr. / 1L	Winter Haven, Fla. / Rutgers
23	Elauana Eaton	G	6-0	Jr. / 1L	Helena, Ark. / Arkansas
24	Madison Scott	F	6-3	Sr.* / 3L	Indian Head, Md. / Bishop McNamara
32	Rita Igboke	C	6-4	Sr. / 1L	Jonesboro, Ga. / Pitt
33	Kharyssa Richardson	F	6-2	So. / TR	Douglasville, Ga. / Auburn
35	Rhema Collins	F	6-2	Fr. / HS	Nassau, Bahamas / The Webb School (Tenn.)

* - Has an additional year of eligibility due to the COVID-19 pandemic

ALPHABETICAL ROSTER

#	NAME	POS.	HT.	YR.-EXP.	HOMETOWN / PREVIOUS SCHOOL
12	Marija Avlijas	G	5-11	Fr. / HS	Belgrade, Serbia / Art Basket
35	Rhema Collins	F	6-2	Fr. / HS	Nassau, Bahamas / The Webb School (Tenn.)
5	Snudda Collins	F	6-1	Sr.* / 3L	Brookhaven, Miss. / Brookhaven
2	Marquesha Davis	G	6-0	Sr. / 1L	McGehee, Ark. / Arkansas
1	KK Deans	G	5-8	Gr. / TR	Greensboro, N.C. / Florida
23	Elauana Eaton	G	6-0	Jr. / 1L	Helena, Ark. / Arkansas
32	Rita Igboke	C	6-4	Sr. / 1L	Jonesboro, Ga. / Pitt
13	Mariyah Noel	G	5-11	Fr. / HS	Kansas City, Kan. / Bonner Springs
33	Kharyssa Richardson	F	6-2	So. / TR	Douglasville, Ga. / Auburn
24	Madison Scott	F	6-3	Sr.* / 3L	Indian Head, Md. / Bishop McNamara
22	Tyia Singleton	F	6-2	Gr. / 1L	Winter Haven, Fla. / Rutgers
21	Zakiya Stephenson	G	5-4	Fr. / HS	Virginia Beach, Va. / Princess Anne
20	Ayanna Thompson	G	6-1	So. / 1L	Desoto, Texas / Desoto
3	Kennedy Todd-Williams	G	6-0	Sr.* / TR	Jacksonville, N.C. / North Carolina
10	J'Adore Young	C	6-4	Fr. / HS	Mauldin, S.C. / Greenville

* - Has an additional year of eligibility due to the COVID-19 pandemic

HEAD COACH

Yolett McPhee-McCuin - Sixth Year (Rhode Island, 2004)
Record at Ole Miss: 100-82
Career Record: 194-145

ASSISTANT COACHES

Chris Ayers - Sixth Year (Florida A&M, 2008)
Patrick Henry - Second Year (Ohio, 1998)
Bojan Jankovic - Second Year (College of the Ozarks, 2006)
Erika Sisk - Second Year (Ole Miss, 2016)
Jaida Williams - Second Year (Cal Poly Pomona, 2005)

GRADUATE ASSISTANT MANAGERS

Grace Goodhart - Graduate Manager (North Texas, 2019)
Ashton Hopp - Graduate Manager (Kansas, 2021)
Brooke Moore - Graduate Manager (Purdue, 2022)

PRONUNCIATION GUIDE

MARIJA AVLIJAS	MAR-e-UH AVE-lee-USH
RHEMA Collins	re-MUH
SNUDDA Collins	SNUH-duh
MARQUESHA Davis	Mar-QWEE-Shuh
MARIYAH Noel	MUH-rye-AH
Rita IGBOKWE	Ig-bock-way
BOJAN JANKOVIC	BOY-jen YAHN-ko-vitch
ZAKIYA Stephenson	ZUH-kye-YUH
YOLETT MCPHEE-MCCUIN	yo-LETT
AYANNA Thompson	mack-FEE mick-CUE-in
	EYE-Yanna

SUPPORT STAFF

Michonnné Gamble-Rivers - Assistant AD for Player Engagement (Rhode Island, 2008)
Chelsea Wolf - Coordinator of Basketball Operations (Ramapo Coll., 2009)
Zachary Hopp - Coordinator of Scouting & Analytics (Kansas, 2021)
Jake Whitehead - Coordinator of Video Services (SIU Edwardsville, 2020)
Brianna Patton - Assistant Director of Recruiting Operations (Georgia, 2018)
Tevin Shears - Manager of Creative Content (Limestone, 2017)
Tim Boeni - Head Strength & Conditioning Coach (Temple, 2010)
Meredith Pendergast - Associate Director of Health and Sports Performance (Troy, 2012)

BY LOCATION

Arkansas (2)	Davis, Eaton
Bahamas (1)	R. Collins
Florida (1)	Singleton
Georgia (2)	Igboke, Richardson
Kansas (1)	Noel
Maryland (1)	Scott
Mississippi (1)	S. Collins
North Carolina (2)	Deans, Todd-Williams
Serbia (1)	Avlijas
South Carolina (1)	Young
Texas (1)	Thompson
Virginia (1)	Stephenson

BY CLASS

Graduates (2)	Deans, Singleton
Seniors (5)	S. Collins, Davis, Igboke, Scott, Todd-Williams
Juniors (1)	Eaton
Sophomores (2)	Richardson, Thompson
Freshmen (5)	Avlijas, R. Collins, Noel, Stephenson, Young

BY HEIGHT

6-4	Igboke, Young
6-3	Scott
6-3	R. Collins, Richardson, Singleton
6-1	S. Collins, Thompson
6-0	Davis, Eaton, Todd-Williams
5-11	Avlijas, Noel
5-8	Deans
5-4	Stephenson

BROADCAST NOTES

1		KK DEANS 5-8 Gr. Greensboro, N.C. Florida	PTS 9.3	REB 3.8	AST 3.8	S 1.3	F8% .390	FT% .762	LAST GAME: -- NOTES: Out for the remainder of the season due to injury ... Graduate transfer from Florida ... Led the Gators last season in points (14.1 PPG) ... Spent three seasons at West Virginia, appearing in 74 games for the Mountaineers ... Two-Time All-Big 12 Honorable Mention selection.
2		MARQUESA DAVIS 6-0 Sr. McGehee, Ark. Arkansas	PTS 13.8	REB 4.8	AST 1.2	S 1.4	F8% .453	FT% .696	LAST GAME: 11 points, 4 rebounds, 1 assist NOTES: Tied career-high 3 assists and 2 three-pointers against Temple ... Transferred to Ole Miss in January of 2022 from Arkansas ... Played in all 34 games for the Rebels last year, making 26 starts ... Averaged double-figures as a senior* (10.5 PPG) ... Posted a career-high 26 points in the SEC finale at Alabama.
3		KENNEDY TODD-WILLIAMS 6-0 Sr.* Jacksonville, N.C. North Carolina	PTS 9.6	REB 4.7	AST 2.3	S 1.2	F8% .369	FT% .763	LAST GAME: 11 points, team-high 8 rebounds, 4 assists NOTES: Cheryl Miller Award Top-20 Watchlist ... Transferred to Ole Miss following three seasons at North Carolina ... Second Team All-ACC in 2022-23 ... Ranked second in scoring for the Tar Heels last season (13.4 PPG) ... Carried UNC from deep with 52 made three's ... Boasts 70 career starts.
5		SNUDDA COLLINS 6-1 Sr.* Brookhaven, Miss. Brookhaven Pronunciation: SNUH-duh	PTS 9.5	REB 1.0	AST 0.9	S 0.5	F8% .315	FT% .821	LAST GAME: 5 points, 1 three-pointer NOTES: Lone Mississippi native on the Rebel roster ... Appeared in all 34 games as a junior ... Drained a team-high 54 three's in 2022-23 ... Knocked down five triples in a game three times throughout last season ... Averaged 8.9 points per game last season.
10		J'ADORE YOUNG 6-4 Fr. Greenville, S.C. Mauldin	PTS 2.3	REB 1.7	AST 0.0	S 0.6	F8% .429	FT% .667	LAST GAME: 3 points, 4 rebounds, career-high 2 blocks NOTES: Standout at Greenville High School, averaging 18.5 points, 13.9 rebounds and 6.7 blocks as a junior ... Ranked as the No. 3 player in south Carolina by Prep Girls Hoops ... Rated as a four-star prospect and the No. 99 player in the country by ESPN's HoopGurlz.
12		MARIJA AVLIJAS 5-11 Fr. Belgrade, Serbia. Art Basket	PTS 1.8	REB 0.6	AST 0.6	S 0.3	F8% .444	FT% .398	LAST GAME: 1 assist in 3 minutes of action NOTES: Ranked as the third-best recruit in Europe by WorldWideHoops in the class of 2023 ... Participated in multiple Basketball Without Borders events ... Named the MVP at the 2021 European Challengers, scoring 25.1 PPG ... Represented Serbia at the 2023 FIBA European U18 Championships, averaging 20.6 points over seven games.
13		MARIYAH NOEL 5-11 Fr. Kansas City, Kan. Bonner Springs	PTS 1.9	REB 1.1	AST 0.5	S 0.2	F8% .444	FT% .250	LAST GAME: 4 rebounds, 1 assist, 1 block NOTES: Three-sport athlete out of Bonner Springs, lettering in volleyball, basketball and track ... Averaged 23.0 PPG as a junior ... Two-time Kansas 5A State discus champion.
20		AYANNA THOMPSON 6-1 So. Desoto, Texas Desoto	PTS 0.9	REB 0.7	AST 0.3	S 0.3	F8% .200	FT% .833	LAST GAME: 2 points in 2 minutes of action off the bench NOTES: Earned career high 2 assists and tied career-high 3 free throws at South Alabama ... Came in off the bench in 30 games as a freshman ... Notched a career-high 12 points in the win against Kentucky ... Drained three triples in the NCAA Tournament win over No. 1 Stanford ... Averaged 12.5 MPG.
21		ZAKIYA STEPHENSON 5-4 Fr. Virginia Beach, Va. Princess Anne	PTS 2.5	REB 1.3	AST 1.8	S 0.9	F8% .379	FT% .720	LAST GAME: Tied career-high 6 points, 3 rebounds and 2 assists NOTES: Tied career high 5 assists and 2 rebounds against Temple ... Led Princess Anne to back-to-back 5A state championships in 2021 and 2022 ... Rated as the No. 29 player in Virginia by MaxPreps ... Ranked as a four-star prospect and the No. 88 player in the nation by ESPN's HoopGurlz.
22		TYIA SINGLETON 6-2 Gr. Winter Haven, Fla. Rutgers	PTS 4.2	REB 5.6	AST 0.8	S 0.6	F8% .437	FT% .815	LAST GAME: 8 points, 4 rebounds, 2 blocks NOTES: Sixth season of collegiate action, spending four years at Rutgers prior to Ole Miss ... Played in all 34 games last season for Ole Miss, starting in 26 ... Totaled a career-best season in blocks, with 46 rejections ... Averaged 5.7 points and 5.6 rebounds in 2022-23.
23		ELAUNA EATON 6-0 Jr. Helena, Ark. Arkansas	PTS 1.2	REB 0.5	AST 0.3	S 0.1	F8% .250	FT% 1.000	LAST GAME: Saw 8 minutes of action off the bench, making one three pointer NOTES: Came in off the bench in 29 games for the Rebels in 2022-23 ... Knocked down 22 triples as a sophomore ... Tallied a season-high 11 points twice last season.
24		MADISON SCOTT 6-2 Sr.* Indian Head, Ind. Bishop McNamara	PTS 12.0	REB 5.9	AST 3.3	S 0.9	F8% .492	FT% .690	LAST GAME: Game-high 16 points, dished out a game-high 6 assists, 4 rebounds NOTES: Preseason First Team All-SEC (Coaches) ... Preseason Second Team All-SEC (Media) ... Cheryl Miller Award Top-20 Watchlist ... 2022-23 Second Team All-SEC, 2022-23 SEC All Defensive Team ... 2020-21 SEC Freshman of the Year ... 23 Career double-doubles, 10th All-Time at Ole Miss ... Boasts 91 career starts.
32		RITA IGBOKWE 6-4 Sr. Jonesboro, Ga. Pitt	PTS 4.9	REB 5.9	AST 0.4	S 0.9	F8% .504	FT% .373	LAST GAME: 2 rebounds and 2 steals in 9 minutes of action NOTES: Transferred to Ole Miss following three seasons at Pitt ... Appeared in 33 games last season, with three starts ... Tallied a team-high 49 blocks ... Tied a career-best with six rejections against No. 1 South Carolina ... Top-Five nationally in active career blocks.
33		KHARYSSA RICHARDSON 6-2 So. Douglasville, Ga. Auburn	PTS 6.0	REB 3.1	AST 0.5	S 0.6	F8% .449	FT% .691	LAST GAME: 5 points and 4 rebounds NOTES: Shot first career three-pointer against Oklahoma ... Registered a career-high 7 free throws and tied her career-high 16 points versus Temple ... Spent one season at Auburn prior to transferring to Ole Miss ... Played in 28 games for the Tigers, starting in all but one ... Led AU in rejections with 23 blocks ... AAU teammate of Rita Igbokwe.
35		RHEMA COLLINS 6-2 Fr. Nassau, Bahamas The Webb School (Tenn.)	PTS 1.1	REB 1.5	AST 0.2	S 0.1	F8% .250	FT% .667	LAST GAME: Career-high 4 rebounds NOTES: Second Bahamian to play under McPhee-McCuin at Ole Miss ... Integral part of The Webb School winning back-to-back Tennessee Division II-A state championships in 2021 and 2022 ... Represented the Bahamas at the 2019 Centrobasket U17 Women's Championship.

yolett McPHEE-McCUIN

Head Coach • 6th Season

X @YolettMcCuin @yoweezy15



Head coach Yolett McPhee-McCuin has elevated Ole Miss women's basketball back into the national spotlight throughout her five seasons in Oxford. The 2022-23 campaign generated plenty of noise in leading the Rebels to its 19th NCAA Tournament appearance and shook up the country in advancing to its 11th Sweet 16 in program history.

Cultivating a roster through the use of the transfer portal and with Rebel returners, McPhee-McCuin guided a team with seven newcomers to its second straight NCAA Tournament appearance for the first time since the 2004 & 2005 seasons. Reaching 20-wins also proved to hit another milestone for Ole Miss, reaching the 20-win mark in back-to-back seasons for the only time since 1993-94 & 1994-95.

After reaching an 11-2 mark through its non-conference slate, Ole Miss hit the ground running at the start of SEC play by rattling off five consecutive victories to begin 5-0. One of these first five wins included the Rebels' first win over Mississippi State in Starkville since 2004. The Rebels kept their momentum rolling against the Bulldogs in Oxford, completing the first regular season sweep over MSU since 2004.

This Rebel squad came together multiple ways in the face of adversity, including engineering the best comeback in program history after facing a 19-point deficit at halftime at Arkansas. Defensively, Ole Miss clamped down on the Razorbacks to erase the Arkansas lead and force overtime. From then on, it was all Ole Miss to complete the comeback and take down Arkansas, 76-73. Not only was it the largest comeback in program history, but the third biggest between two SEC teams and ranks ninth in the NCAA record book.

The wins continued to come, with Ole Miss earning 11 SEC victories to tie a program record and seal its second-straight fourth place finish. The 11 victories were the most for the Rebels since the conference went to the 16-game SEC schedule. Following an appearance in the SEC Tournament Semifinals, the Rebels heard their name called on Selection Sunday as an eight seed to reach the program's 19th NCAA Tournament appearance.

A First-Round dominant, 71-48 victory over No. 8 Gonzaga highlighted by its trademark defense kept the Bulldogs at bay with a program-lowest in points allowed in an NCAA Tournament game. Going up against No. 1 Stanford in the Second-Round, Ole Miss took control of the Cardinal in a game in which they never trailed to knock off the top-seeded host team, 54-49 to reach the Rebels' 11th Sweet 16. The Rebels became the first team since 2009 to halt a No. 1 seed from advancing to the third round.

Development has been a key theme for McPhee-McCuin, by molding transfer Angel Baker into a First Team All-SEC point guard and a WBCA Honorable Mention All-American. In her third year with Madison Scott, the 2021 SEC Freshman of the Year, elevated her game to earn Second Team All-SEC and All Defensive Team honors for 2023.

McPhee-McCuin wrapped up her fourth season in Oxford in 2021-22 with revitalized energy surrounding the Ole Miss women's basketball program, leading the Rebels to their 18th NCAA Tournament appearance and their first in 15 seasons with one of the most tenacious defenses in the country.

The 2021-22 campaign was one to be remembered, as McPhee-McCuin raised the bar with the expectation of the NCAA Tournament or bust from the get-go, Ole Miss rose to the occasion, accomplishing just that. Following a season-opening loss, the Rebels responded by rattling off 13 straight wins for the third-longest winning streak in program history on the way to a 23-win season.

Following its second-ranked win of the season at No. 23 Kentucky and fourth straight in SEC play, the Rebels saw themselves slotted in the AP Poll on Jan. 24 at No. 24 for the program's first ranking in 15 years. Defensively, Ole Miss shattered program records with a season-high 142 blocks and held a record 10 opponents under 50 points, for the most in a single season.

Once SEC play hit, the Rebels did not cool off, picking up 10 conference wins for the second time in Ole Miss history. A 10-6 conference record pushed the Rebels into a fourth-place SEC finish for its best since 1994. With a double bye secured for the SEC Tournament in Nashville, Ole Miss knocked off No. 23 Florida to advance to its ninth semifinal appearance and first since 1993 before ultimately falling to top-seeded South Carolina. Just a little over a week later, jubilation occurred with Ole Miss seeing its name called on Selection Sunday for the first time since 2007 as a seven seed.

Under her tutelage, Shakira Austin earned First Team All-SEC honors for the second straight season, and garnered national acclaim as one of the best centers throughout Division I hoops. Bringing in transfer guard Angel Baker from Wright State proved to be key, as she went on to be named the SEC's Sixth-Woman of the Year, for the first in Ole Miss history.

McPhee-McCuin made history of her own after the 2021-22 campaign, becoming the first woman in Bahamian history to coach at the men's national level serving as an assistant with the Bahamas Men's Senior National Team during World Cup qualifiers.

Ole Miss bounced back from an 0-16 SEC season in 2019-20 to a 15-12 (4-10 SEC) campaign in 2020-21 that saw the Rebels come dangerously close to crashing the Big Dance. The Rebels knocked off three top-25 teams in the span of a month -- including a season-sweep of nationally ranked Kentucky and a momentous upset of No. 13 Arkansas in the First Round of the SEC Tournament to mark the first SEC Quarterfinal appearance for Ole Miss since 2010. The Rebels nearly knocked off No. 14 Tennessee in that quarterfinal, which would have marked the first SEC Semifinal appearance since 1993 and likely would have pushed the Rebels into the NCAA Tournament.

THE MCPHEE-MCCUIN FILE

HOMETOWN	FREEPORT, BAHAMAS
ALMA MATER	RHODE ISLAND (2004)
CAREER RECORD	194-145 (.572)

YEAR-BY-YEAR RECORD

Year	School	W-L	Conf.	Postseason
2023-24	Ole Miss	21-7	11-4	--
2022-23	Ole Miss	25-9	11-5	NCAA Sweet 16
2021-22	Ole Miss	23-9	10-6	NCAA First Round
2020-21	Ole Miss	15-12	4-10	WNIT Runners-Up
2019-20	Ole Miss	7-23	0-16	--
2018-19	Ole Miss	9-22	3-13	--
2017-18	Jacksonville	24-9	12-2	WNIT
2016-17	Jacksonville	23-9	11-3	WNIT
2015-16	Jacksonville	22-11	11-3	NCAA First Round
2014-15	Jacksonville	12-17	6-8	--
2013-14	Jacksonville	13-17	10-8	--
TOTAL	11 Seasons	194-145	87-79	

COACHING CAREER

Year	School	Position
2019-Pres.	Ole Miss	Head Coach
2014-18	Jacksonville	Head Coach
2011-13	Clemson	Asst. Coach/Recruiting Coord.
2009-10	Pittsburgh	Assistant Coach
2008	Portland	Asst. Coach/Recruiting Coord.
2006-07	Ark.-Pine Bluff	Asst. Coach/Recruiting Coord.
2005	Frank Phillips College (Texas)	Assistant Coach

The Rebels were on the outside looking in on the Big Dance despite ending the regular season with a NET of 43, five NET top-100 wins, four NET top-50 wins, and a brutal final stretch that included going 4-4 in their last eight games against an average NET of 16.8 (with only two games at home). But Coach Yo and Ole Miss took that chip on their shoulder into the WNIT with a fury, advancing all the way to the championship game after playing superb team basketball -- the furthest postseason run in program history regardless of tournament. Ole Miss fell to a dominant Rice squad in that title game, but that could do little to dampen the spirits of a program with its sights set on even higher bars in the years to come.

Much of the success for the Rebels in 2020-21 came in the form of Honorable Mention All-American and First-Team All-SEC member Shakira Austin, who immediately asserted herself as one of the most feared players in the SEC and the nation after transferring to Ole Miss from Maryland in the offseason. Austin was the first First-Team selection for Ole Miss since 2014-15 and ended up on the Lisa Leslie Top-10 list, but she wasn't alone. Ole Miss' highly-touted top-ranked recruiting class from 2019 lived up to the hype in their first season, with Madison Scott earning SEC Freshman of the Year honors and Snudda Collins being named alongside her on the SEC All-Freshman team.

The swift turnaround is even more impressive when taking stock of where the Rebels were when she took over. Coach Yo took the reigns of a Rebel program her first year in 2018-19 that had just four returners and willed it to outperform all the preseason polls that had picked Ole Miss unanimously to finish last. The Rebels improved their SEC win total by two games from the year before, winning three conference contests -- one of which was a thrilling 55-49 win at No. 16 Kentucky on Jan. 13, 2019. The win was the first over a ranked team on the road for Ole Miss since 2011 and the first win in general at UK since 2007.



McPhee-McCuin also mentored graduate transfer Crystal Allen, who in her lone season donning a Rebel jersey became one of the most electrifying players in the SEC. Allen finished the season third in the conference at 18.3 PPG and was named second-team All-SEC — the first Rebel to earn All-SEC honors since 2014-15.

She followed that up by signing the SEC's top-ranked recruiting class in 2019-20, which included two five-star signees and the first McDonald's All-American in Ole Miss women's basketball history in Madison Scott.

Coach Yo was named the Rebels' ninth head coach on April 4, 2018, the first black female head coach in Ole Miss women's basketball history.

"I am extremely humbled and grateful for the opportunity to be the women's basketball coach at the University of Mississippi," McPhee-McCuin said. "Once I stepped on campus, there was no doubt in my mind that Ole Miss had the potential to be a force to be reckoned with -- not only in the SEC but nationally as well."

McPhee-McCuin spent the previous five seasons transforming Jacksonville into a perennial power in the Atlantic Sun Conference. During her tenure as head coach, McPhee-McCuin led the Dolphins to a 94-63 record (50-24 in ASUN play) and postseason appearances in each of her last three seasons.

McPhee-McCuin, who has also served as the national team head coach for her native Bahamas, took over a program at Jacksonville that had only won 20 or more games in a season twice in its entire history and proceeded to march the Dolphins to three-straight 20-win campaigns in her final three years.

In 2015-16, McPhee-McCuin and the Dolphins made history, capturing the program's first ASUN Tournament title and NCAA Tournament berth with an upset in the conference championship game over two-time defending champion Florida Gulf Coast. The victory snapped FGCU's seven-year, 71-game home streak against ASUN opponents and boosted Jacksonville to a 22-11 record.

McPhee-McCuin's team followed that up with two more 20-win seasons and the first two WNIT appearances in JU history in

2016-17 (23-9, 11-3 ASUN) and 2017-18 (24-9, 12-2) with the final season seeing the Dolphins break the school record for single-season wins. In 2016-17, Jacksonville was the lone ASUN program to receive votes in the USA Today Coaches Poll and earned the first WNIT at-large ever given to an ASUN team.

Prior to her time at Jacksonville, McPhee-McCuin was an assistant at Clemson from 2011-13, where she was recognized as one of the top assistants in the nation by National Women's Basketball Insider. While with the Tigers, McPhee-McCuin solidified her reputation as one of the best recruiters in the country, spearheading the No. 16 class in the nation in her final year at Clemson, which included five McDonalds All-America nominees.

Before her stint at Clemson, McPhee-McCuin was on staff at Pittsburgh for two seasons in 2009 and 2010. She was part of a pair of postseason appearances with the Panthers, who rose to No. 14 in the national rankings and advanced to a Sweet 16.

Her coaching career also includes stops at Portland, Frank Phillips College, and Arkansas-Pine Bluff, where she earned her master's degree in physical education with a perfect 4.0 GPA.

McPhee-McCuin received her bachelor's in business management and administration from Rhode Island in 2004, playing in 56 games over her junior and senior years at URI and helping the Rams advance to the 2003 A-10 title game. She played her first two seasons at Miami-Dade Community College.

In addition to her collegiate coaching duties, McPhee-McCuin served as the head coach for the Bahamian national team from 2013-17. Her crowning achievement was the first Caribbean Basketball Confederation title for the Bahamas in 10 years after a 55-51 win over Jamaica to qualify for the 2016 CentroBasket Championship. The success capped a very successful tournament outing with a perfect 5-0 record, and McPhee-McCuin became the first female coach to win a CBC title.

McPhee-McCuin was the first Bahamian woman to sign a Division I letter of intent to play basketball, becoming a trailblazer in the process for other aspiring athletes from her

home country. She is the first Bahamian woman to coach at a Division I program and was the first black female head coach at Jacksonville.

McPhee-McCuin is also part of two Halls of Fame across both her playing and coaching career. In 2016, she was inducted into the Bahamian Athletic Hall of Fame alongside Buddy Hield (of the NBA's Sacramento Kings) and Jonquel Jones (of the WNBA's Connecticut Sun). In 2013, she was inducted into the New England Basketball Hall of Fame and was one of 10 recipients of the Pathfinder Award for their distinguished achievement outside of New England.

An active member of the coaching community, McPhee-McCuin is a member of the "So You Want to be a Coach" program through the WBCA, and she holds membership in the Women of Color Association. In 2013, McPhee-McCuin joined the Center of Coaching Excellence's yearly class.

Throughout her coaching career, McPhee-McCuin has had a large impact in every community in which she has coached. She developed a foundation in the Bahamas called the NoCeilings with Coach Yo, which helps the development of children through education and athletics. Additionally, she was involved in numerous community service projects at her other coaching stops.

In addition to the growth she has facilitated on the court throughout her career, McPhee-McCuin, and her staff have instilled importance in community engagement both through service and via dialogue with fans and supporters.

Coach Yo also emphasizes teaching, developing, and inspiring through character-building and leadership development, as best evidenced by her trademark motto #NoCeilings, which serves as a rallying cry both within the program and to those familiar with her in the basketball community. Her point of emphasis with #NoCeilings is to preach a way of life, especially to young women, about living without limits to what can be achieved both on the court and in life.

Born April 30, 1982, the former Yolett McPhee and her husband, Kelly McCuin, have two daughters: Yasmine and Yuri.

SERIES NOTES

OLE MISS VS. ARKANSAS

Ole Miss has claimed the last three meetings against Arkansas by an average of 8 points per outing to maintain a series advantage of 27-21. In Oxford, the Rebels lead 16-5.

Under McPhee-McCuin, the Rebels are 3-4 against the Razorbacks.

CURRENT REBELS AGAINST UA

Snudda Collins

	Points	Rebounds	Assists
2/19/21	5	2	0
3/4/21	3	6	0
2/22/22	9	2	0
1/29/23	8	1	0
Average	6.3	2.8	0.0

Madison Scott

	Points	Rebounds	Assists
2/19/21	17	10	0
3/4/21	3	6	3
2/22/22	12	9	3
1/29/23	14	12	3
Average	11.5	9.3	2.3

Marquesha Davis

	Points	Rebounds	Assists
1/29/23	20	8	0
Average	20.0	8.0	0.0

Tyia Singleton

	Points	Rebounds	Assists
1/29/23	7	2	0.0
Average	7.0	2.0	0.0

Ayanna Thompson

	Points	Rebounds	Assists
1/29/23	8	4	1
Average	8.0	4.0	1.0

FINAL 2022-23 REGULAR SEASON SEC STANDINGS

School	SEC	Pct.	All	Pct.
South Carolina	16-0	1.000	36-1	.973
LSU	15-1	.938	34-2	.944
Tennessee	13-3	.810	25-12	.676
Ole Miss	11-5	.688	25-9	.735
Mississippi State	9-7	.563	22-11	.667
Alabama	9-7	.563	20-11	.645
Georgia	9-7	.563	22-12	.647
Arkansas	7-9	.438	24-13	.649
Missouri	6-10	.375	18-14	.563
Auburn	5-11	.312	16-15	.516
Florida	5-11	.312	19-15	.559
Vanderbilt	3-13	.188	12-19	.387
Texas A&M	2-14	.125	9-20	.310
Kentucky	2-14	.125	12-19	.387

SCOUTING THE RAZORBACKS

The SEC's leading three-point shooting team, Arkansas currently sits at 18-12 and 6-9 in conference action.

Despite dropping three out of its last four games, the Razorbacks currently average 9.1 made three's a game off of 30.1 attempts.

The duo of Maryam Dauda and Saylor Poffenbarger pace the Razorbacks in multiple categories, with Dauda ranking third in the SEC with 2.3 blocks per game and Poffenbarger second overall in the conference with 11.4 rebounds per contest.

TEAM NOTES

LAST TIME OUT

In a game in which Ole Miss led from the start, head coach Yolett McPhee-McCuin earned her 100th win at the helm of the Rebels, defeating Kentucky 75-45 from Rupp Arena.

The three-headed monster of Marquesha Davis, Madison Scott and Kennedy Todd-Williams each recorded double-figures with Scott leading the charge with a game-high 16 points.

With all 14 available Rebels hitting the court, the reserves added in 32 points en route to Ole Miss' fifth straight win over the Wildcats.

ON THE VERGE OF HISTORY

A win on Sunday would set another historical mark for the Rebels, reaching their 12th win in SEC play.

Ole Miss has had three 11 SEC win seasons for the most in program history.

FINISHING TOWARD THE TOP

By locking up a third-place finish in the SEC, it will be the Rebels best finish in conference action since Ole Miss finished 1st in 1991-92.

The past three seasons, Ole Miss has finished higher than its projection in the SEC Preseason Media and Coaches polls

THE ROAD TO 100

Reaching 100 wins at the helm of the Rebels, head coach Yolett McPhee-McCuin hit another milestone this season in the victory over Kentucky.

McPhee-McCuin became the second coach in Ole Miss women's basketball history to reach the milestone, joining the legendary Van Chancellor who tallied 439 wins during his historic tenure in Oxford

STATS STACK UP



67.9	POINTS PER GAME ▶	71.3
41.3	◀ FG%	38.0
25.8	3FG% ▶	30.3
68.8	FT% ▶	73.2
41.4	◀ REBOUNDS PER GAME	38.2
12.6	◀ ASSISTS PER GAME	11.0
6.0	◀ BLOCKS PER GAME	5.4
7.9	◀ STEALS PER GAME	6.4
58.6	◀ SCORING DEFENSE	67.9
38.0	◀ FG% DEFENSE	39.3
31.7	◀ 3FG% DEFENSE ▶	31.7
+8.1	◀ REBOUND MARGIN	-4.9
0.8	AST-TO RATIO ▶	0.9

PRESEASON NODS AND SEASON HONORS

MADISON SCOTT

- Preseason First Team All-SEC (Coaches)
- Preseason Second Team All-SEC (Media)
- Cheryl Miller Award Preseason Watch List
- Naismith Award Preseason Watch List
- SEC Athlete of the Week - 11/21
- SEC Athlete of the Week - 2/20

KENNEDY TODD-WILLIAMS

- Cheryl Miller Award Preseason Watch List

RANKED WINS UNDER MCPHEE-MCCUIN (10)

Date	Opp.	Score
01-13-19	at No. 16 Kentucky	W, 55-49
02-04-21	No. 15 KENTUCKY	W, 72-60
02-28-21	at No. 19 Kentucky	W, 73-68
03-04-21	vs. No. 13 Arkansas	W, 69-60
12-21-21	vs. No. 18 South Florida	W, 61-53
01-23-22	at No. 23 Kentucky	W, 63-54
03-04-22	vs. No. 23 Florida	W, 70-60
01-29-23	at No. 24 Arkansas	W, 76-73 (OT)
03-17-23	vs. No. 19 Gonzaga	W, 71-48
03-19-23	vs. No. 5 Stanford	W, 54-49

SERIES HISTORY VS. ARKANSAS (UM LEADS 27-21)

Date	Result	Location
01/29/23	UM, 76-73 (OT)	at Fayetteville
02/22/22	UM, 70-62	at Oxford
03/04/21	UM, 69-60	at Greenville^
02/19/21	UA, 84-74	at Fayetteville
02/16/20	UA, 108-64	at Oxford
02/24/19	UA, 73-61	at Fayetteville
01/06/19	UA, 85-55	at Oxford
12/31/17	UA, 73-32	at Fayetteville
01/01/17	UM, 73-64	at Oxford
02/28/16	UA, 60-49	at Fayetteville
03/05/15	UA, 72-61	at Little Rock^
01/02/15	UM, 71-57	at Oxford
03/05/14	UM, 63-62	at Duluth^
01/19/14	UA, 68-65	at Fayetteville
03/03/13	UA, 93-52	at Fayetteville
01/31/13	UA, 77-69	at Oxford
03/01/12	UA, 67-47	at Nashville^
01/12/12	UA, 60-54	at Oxford
02/17/11	UA, 56-53	at Oxford
01/23/11	UM, 69-65	at Fayetteville
02/18/10	UA, 67-59	at Fayetteville
01/10/10	UM, 86-71	at Oxford
03/05/09	UM, 65-60	at Little Rock^
02/15/09	UA, 70-59	at Fayetteville
01/13/08	UM, 63-55	at Oxford
02/04/07	UM, 90-87 (2OT)	at Fayetteville
03/02/06	UM, 94-64	at Little Rock^
02/26/06	UM, 85-78	at Oxford
01/30/05	UM, 75-52	at Fayetteville
01/09/05	UM, 85-73	at Oxford
02/29/04	UM, 84-73	at Oxford
01/11/04	UA, 67-61	at Fayetteville
02/09/03	UA, 62-60	at Fayetteville
02/28/02	UA, 78-60	at Nashville^
01/06/02	UM, 81-46	at Oxford
02/24/01	UA, 82-64	at Fayetteville
02/27/00	UM, 78-63	at Oxford
02/14/99	UM, 80-73	at Fayetteville
02/14/98	UM, 68-50	at Oxford
02/16/97	UA, 71-62	at Fayetteville
03/01/96	UM, 76-73	at Chattanooga^
02/17/96	UM, 73-62	at Oxford
01/14/95	UM, 75-74	at Fayetteville
01/16/94	UM, 56-54	at Oxford
01/03/93	UA, 73-72	at Fayetteville
01/04/92	UM, 66-65	at Oxford
12/15/90	UA, 79-70	at Fayetteville
12/07/88	UM, 75-63	at Oxford
12/09/87	UM, 88-72	at Pine Bluff
12/14/85	UM, 76-61	at Oxford

SERIES NOTES...

At Oxford: Ole Miss leads 16-5
 At Fayetteville: Arkansas leads 14-6
 At Neutral Sites: Ole Miss leads 6-3
 Longest UM Streak: 8 (2004-2010)
 Longest UA Streak: 6 (2011-2014)
 Biggest UM Win: 35 (1/6/02 - at Oxford)
 Biggest UA Win: 41 (3/3/13 - at Fayetteville)
 Most UM Points: 94 (3/2/06 - at Little Rock)
 Most UA Points: 108 (2/16/20 - at Oxford)
 Last 10 Meetings: Tied 5-5

HELP A FRIEND OUT

We all know that sharing is caring, and against Kentucky the Rebels dished out an SEC high 21 assists, with Madison Scott with a game-high six dimes

The Rebels have dished out 10 or more assists in 10 SEC games to date this season.

STAYING ON BRAND

Holding Georgia to a mere three points in the second quarter in Oxford and 15 points in the half, the Rebels stuck to their roots as a defensive brand of basketball.

The 15 points in half tied the fewest allowed against an SEC team since 2015-16.

CARDIAC REBS

Forcing overtime for the second game in-a-row against Mississippi State, Ole Miss found itself playing in extra time in back-to-back games for the first time in program history.

Not only did the Rebels force extra time, but the two wins are Ole Miss first back-to-back overtime wins in school history.

Ole Miss is now 25-26 in overtime games and 15-7 against opponents when at home.

HOME IS WHERE THE HEART IS

A win against Georgia provided Ole Miss with its 10th victory of the season at home. The Rebels had not won 10 or more games at home for three seasons in a row since the 2006-09 campaigns.

Ole Miss now has 26 seasons with 10 or more wins at home.

WHEN IN DOUBT, MADI'S GOT IT COVERED

Down by eight with five minutes to play against Mississippi State, Madison Scott scored nine points in the fourth quarter and hit a last second layup for Ole Miss to send the game to overtime against the Bulldogs.

Scott's efforts against Mississippi State and Florida earned her SEC Co-Player of the Week honors for the second time this season and the second time in her career after averaging 23.5 points and 10.5 rebounds on the week.

With the honor, Scott is the first Rebel to earn multiple SEC Player of the Week honors since Armentie Price during the 2006-07 campaign.

THREE-HEADED MONSTER

The trio of Marquesha Davis, Madison Scott and Kennedy Todd-Williams, popped off against Florida and Mississippi State with the three combining for 60.0 points per game against Florida and Mississippi State.

The three currently average 35.4 points per game for the Rebels, with Davis leading the way at 13.8 points per game.

STEPPING IT UP

Shooting at an efficient 10-of-14 from the floor in Gainesville, Madison Scott notched a new career-high with 27 points. Scott also grabbed 12 rebounds for her 26th career double-double.

Scott's 27 points tied the most by a Rebel in a single game since Shakira Austin also scored 27 points against Florida in the 2022 SEC Tournament.

DIRTY GLASS? WE'LL CLEAN IT

The Rebels could not be stopped off the boards against Florida, out-rebounding the Gators, 55 to 27 for a total margin of +28.

The margin is the fourth time Ole Miss has out-rebounded an SEC opponent by 20 or more rebounds since 2000 and the highest mark in the 21st century.

WE LOVE FREE BASKETBALL

Forcing overtime on the road at Florida and going on a tear in the final five minutes to win by 10, Ole Miss picked up its largest overtime victory since taking down Central Michigan in Oxford in 2007. It was also Ole Miss' largest road overtime win since defeating Arkansas in Fayetteville in 2007.

SNUDDA WITH THE SPLASH

Ole Miss' lone Mississippian in Snudda Collins continues to make an impact in her fourth year as a Rebel, with the Brookhaven, native draining her 165th career three against Texas A&M to move into the top-five in program history. With 173 made triples, she is 10 away from moving to the top-four.

Collins already ranks fourth overall in three's attempted at Ole Miss with a total of 567 triples attempted.

KEEP THE GLASS CLEAN

Ranking in the top half of the SEC in rebounds per game at No. 6 with an average of 41.4 per game, Ole Miss is 21-1 this season when out-rebounding its opponents.

This year, Ole Miss has collected three games with 50 plus rebounds and 17 with 40 or more. The Rebels snagged a season-high 55 rebounds against Queens and at Florida.

AP TOP-25 • FEB. 26

Rank	Team (1st-Place)	W-L	Points	Last
1	South Carolina (35)	27-0	875	1
2	Ohio State	24-3	837	2
3	Texas	26-3	796	5
4	Stanford	24-4	734	3
5	Virginia Tech	23-4	721	8
6	Iowa	24-4	697	4
7	USC	21-5	643	7
8	UCLA	21-5	607	12
9	LSU	24-4	592	13
10	UConn	24-5	502	15
11	Oregon State	22-5	519	9
12	NC State	23-5	486	6
13	Colorado	20-6	455	11
14	Indiana	20-6	453	14
15	Kansas State	23-5	422	10
16	Gonzaga	28-2	367	16
17	Notre Dame	21-6	340	19
18	Utah	20-8	274	18
19	Syracuse	23-5	215	17
20	Oklahoma	20-7	199	23
21	Baylor	21-6	189	24
22	Louisville	22-7	136	20
23	Creighton	22-4	125	21
24	UNLV	24-2	61	NR
24	West Virginia	22-5	61	22

Others receiving votes: Fairfield 49, Duke 33, Princeton 7, North Carolina 5, Florida St. 3, Columbia 2, Ole Miss 1

USA TODAY/WBCA COACHES TOP-25 • FEB. 27

Rank	Team (1st-Place)	W-L	Points	Last
1	South Carolina (32)	27-0	800	1
2	Ohio State	24-3	767	2
3	Texas	26-3	724	5
4	Virginia Tech	23-4	659	8
5	Stanford	24-4	651	3
6	Iowa	24-4	636	4
7	LSU	24-4	592	10
8	UCLA	22-5	550	12
9	USC	21-5	549	7
10	UConn	24-5	508	13
11	NC State	23-5	462	6
12	Indiana	22-4	431	16
13	Gonzaga	28-2	408	15
14	Kansas State	23-5	392	9
15	Colorado	20-7	385	11
16	Oregon State	22-5	346	14
17	Notre Dame	21-6	288	18
18	Utah	20-8	223	19
19	Syracuse	23-5	212	17
20	Creighton	22-4	200	21
21	Baylor	21-6	174	24
22	Oklahoma	20-7	132	25
23	Louisville	22-7	114	20
24	UNLV	24-2	73	NR
25	West Virginia	22-5	56	22

Others receiving votes: Princeton 22; Fairfield 14; Duke 14; Saint Joseph's 8; Ball State 5; Michigan State 2; Tennessee 1; Richmond 1; Kansas 1

11 IS THE MAGIC NUMBER

Sitting at 11-4 in conference play, Ole Miss has reached at least eight wins in SEC play for the third season in a row and hit 10 in a row against Mizzou.

The 2021-22 Rebels won 10 and the 2022-23 team won 11 games in SEC play. Reaching the 10 win milestone is the first time in program history that Ole Miss has won 10 SEC games three years in a row for the first time in program history.

THRIVING AT THE LINE

As one of the nation's top teams at reaching the free throw line, the Rebels excelled from the charity stripe against Tennessee and Vanderbilt. Ole Miss currently ranks ninth nationally and second in the SEC, averaging 23.1 trips to the line per game.

Against Tennessee and at Vanderbilt, the Rebels shot a season-high 83.3% from the stripe. Against the Lady Vols, Ole Miss went 10-of-12 and at Vanderbilt shot 20-of-24.

QUEEN QUE

For the first time in her career, Marquesha Davis tallied three straight 20-point outings with 23 points against Florida, another 23 against Tennessee and a season-high 25 points at Vanderbilt.

She was first Rebel since Shakira Austin in 2021 to tally 20-point performances in three games in a row.

Davis has notched six 20-point games this season and nine total in her career, with all nine coming during her time as a Rebel.

WE SEE YOU RICH

Coming off the bench against Tennessee, Kharyssa Richardson was a key component of Ole Miss' win with 21 points in her 18 minutes of action.

Shooting 9-of-10 from the floor, Richardson's 21 points set a new career-high and tied the best field goal percentage by a Rebel this season with 10 or more attempts.

In her first season as a Rebel, Richardson is averaging 6.0 points per outing along with 3.1 rebounds per game.

HEATING UP

For the first time in over two seasons, Ole Miss'

TIME LED-REGULAR SEASON (BY PERCENTAGE)

Opponent	Led	Trailed	Tied	% Led
Queens	37:01	1:58	1:01	.925
Oklahoma	14:24	22:52	2:44	.360
Temple	39:11	0:00	0:49	.980
vs. Howard	23:52	10:18	5:50	.597
vs. Arizona	16:56	22:19	0:45	.423
vs. Michigan	36:53	0:00	3:07	.922
Little Rock	37:09	0:00	2:51	.929
Louisville	4:56	28:26	6:38	.123
at Southern Miss	28:28	9:13	2:19	.712
MVSU	38:22	0:00	1:38	.959
at South Alabama	39:39	0:00	0:21	.991
at Ark.-Pine Bluff	21:21	8:25	10:14	.534
Alcorn St.	39:12	0:00	0:48	.980
at Alabama	32:59	6:08	0:53	.825
LSU	2:04	35:18	2:38	.052
Auburn	37:37	0:00	2:23	.940
at MSU	14:26	18:05	7:29	.361
at Georgia	31:56	5:15	2:49	.798
Florida	38:49	0:00	1:11	.962
Tennessee	20:06	15:30	4:24	.502
at Vanderbilt	26:06	11:15	2:39	.653
at South Carolina	4:25	33:28	2:07	.110
Texas A&M	8:12	29:00	2:48	.205
at Florida	4:14	38:17	2:29	.094
MSU	28:53	13:42	2:25	.642
Georgia	32:40	3:48	3:32	.817
at Missouri	36:21	3:18	0:21	.909
at Kentucky	39:20	0:00	0:33	.980
TOTAL	734:42	316:35	77:25	.714

offense hit a high stride in conference play in scoring 80 plus points in two consecutive games.

Dropping 81 points against Florida and then 80 against Tennessee marked the first time Ole Miss achieved the feat since scoring 80 plus points from Jan. 13-20, 2022 against Alabama, Mississippi State and Texas A&M.

This season, Ole Miss has reached the 80-point mark in five games.

SHOOTING IT LIGHTS OUT

For the first time since 2010, the Rebels shot over 50% in back-to-back SEC contests with a high clip against both Georgia and Florida in January.

Against the Bulldogs, Ole Miss shot 51.7% from the field and followed that up with a 50.8% performance against Florida.

HOTTY (KENNEDY) TODDY

Entering SEC play, Kennedy Todd-Williams has picked it up in her first season with the Rebels, reaching double-figures in scoring in 10 out of 15 conference games.

Against Florida in Oxford, Todd-Williams notched her second-consecutive game with at least five points, five rebounds and five assists and boasts

2023-24 SEC PRESEASON POLL

COACHES

Rank Team

1	LSU
2	South Carolina
3	Tennessee
4	Ole Miss
5	Mississippi State
6	Texas A&M
7	Arkansas
8	Alabama
9	Georgia
10	Florida
11	Missouri
12	Auburn
13	Vanderbilt
14	Kentucky

MEDIA

Rank Team

1	LSU
2	South Carolina
3	Tennessee
4	Ole Miss
5	Mississippi State
6	Arkansas
7	Georgia
8	Texas A&M
9	Alabama
10	Florida
11	Missouri
12	Auburn
13	Kentucky
14	Vanderbilt

2023-24 SEC PRESEASON TEAMS

COACHES

Player of the Year

Angel Reese, LSU

First Team All-SEC

Angel Reese, LSU
Hailey Van Lith, LSU
Madison Scott, Ole Miss
Jessica Carter, Mississippi State
Hayley Frank, Missouri
Kamilla Cardoso, South Carolina
Rickeya Jackson, Tennessee
Janiah Barker, Texas A&M

Second Team All-SEC

Makayla Daniels, Arkansas
Flau'jae Johnson, LSU
Aneesha Morrow, LSU
Erynn Barnum, Mississippi State
JerKaila Jordan, Mississippi State
Te-Hina Paopao, South Carolina
Tamari Key, Tennessee
Jewel Spear, Tennessee
Aicha Coulibaly, Texas A&M

MEDIA

Player of the Year

Angel Reese, LSU

Preseason All-SEC First Team

Flau'jae Johnson, LSU
Angel Reese, LSU
Hailey Van Lith, LSU
Kamila Cardoso, South Carolina
Rickeya Jackson, Tennessee

Preseason All-SEC Second Team

Aneesha Morrow, LSU
Madison Scott, Ole Miss
Jessica Carter, Mississippi State
Jewel Spear, Tennessee
Aicha Coulibaly, Texas A&M
Jordyn Cambridge, Vanderbilt

SEC STANDINGS

	CONFERENCE					OVERALL					Streak	vs. T10	vs. T25
	W-L	Pct.	H	A		W-L	Pct.	H	A	N			
^South Carolina	15-0	1.000	7-0	8-0		28-0	1.000	14-0	12-0	2-0	W28	4-0	6-0
LSU	12-3	.800	6-1	6-2		25-4	.862	15-1	8-2	2-1	W7	1-1	1-2
Ole Miss	11-4	.733	5-2	6-2		21-7	.750	10-4	8-3	3-0	W5	0-2	0-3
Tennessee	10-5	.667	6-2	4-3		17-10	.630	11-4	5-4	1-2	W1	0-2	1-6
Alabama	9-6	.600	5-3	4-3		22-8	.733	15-3	5-4	2-1	W2	0-2	1-3
Vanderbilt	8-7	.533	2-5	6-2		21-8	.724	11-5	8-3	2-0	W2	0-2	0-3
Auburn	7-8	.467	6-2	1-6		18-10	.643	14-3	4-7	0-0	W2	1-2	1-2
Mississippi State	7-8	.467	3-3	4-5		20-10	.667	10-4	7-6	3-0	L5	1-1	1-1
Texas A&M	6-9	.400	3-5	3-4		18-10	.643	12-4	5-6	1-0	L2	0-2	0-3
Arkansas	6-9	.400	4-4	2-5		18-12	.600	10-6	4-5	4-1	L3	0-3	1-3
Florida	5-10	.333	4-3	1-7		14-13	.519	8-4	3-9	3-0	L2	0-2	0-3
Kentucky	4-11	.267	3-5	1-6		11-18	.379	10-6	1-9	0-3	L2	0-4	0-7
Georgia	3-12	.200	3-5	0-7		12-17	.414	8-7	1-8	3-1	L1	0-2	0-2
Missouri	2-13	.133	1-7	1-6		11-17	.393	8-7	2-8	1-2	L10	0-3	1-4

^SEC Champion

SEC WEEKLY HONORS

ATHLETE OF THE WEEK

- 11/14 - Kamilla Cardoso - South Carolina
- 11/21 - Raven Johnson - South Carolina & **Madison Scott - Ole Miss**
- 11/28 - Aneesha Morrow - LSU
- 12/5 - Ajae Petty - Kentucky
- 12/12 - Te-Hina Paopao - South Carolina
- 12/19 - Angel Reese - LSU & Jessica Carter - MSU
- 12/26 - Lauren Park-Lane - Mississippi State
- 1/2 - Darrione Rogers - Mississippi State
- 1/9 - Rickea Jackson - Tennessee
- 1/16 - Honesty Scott-Grayson - Auburn & Jessica Carter - MSU
- 1/23 - Angel Reese - LSU
- 1/30 - Jerkaila Jordan - MSU & Kamilla Cardoso - South Carolina
- 2/6 - Sarah Ashlee Barker - Alabama & Jewel Spear - Tennessee
- 2/13 - Angel Reese - LSU
- 2/20 - **Madison Scott - UM** & Kamilla Cardoso - SC
- 2/27 - Angel Reese - LSU

FRESHMAN OF THE WEEK

- 11/14 - Savannah Scott - Auburn
- 11/21 - Taliah Scott - Arkansas
- 11/28 - Essence Cody - Alabama & Taliah Scott - Arkansas
- 12/5 - Taliah Scott - Arkansas
- 12/12 - Taliah Scott - Arkansas
- 12/19 - Mikaylah Williams - LSU
- 12/26 - Taliah Scott - Arkansas
- 1/2 - Quanirah Montague - MSU & Khamil Pierre -VU
- 1/9 - Mikaylah Williams - LSU
- 1/16 - Khamil Pierre - Vanderbilt
- 1/23 - Mikaylah Williams - LSU & MiLaysia Fulwiley - South Carolina
- 1/30 - Essence Cody - Alabama & Mirade Sheppard - MSU
- 2/6 - MiLaysia Fulwiley - South Carolina
- 2/13 - Khamil Pierre - Vanderbilt
- 2/20 - Khamil Pierre - Vanderbilt
- 2/27 - Khamil Pierre- Vanderbilt

seven 5/5/5 games in her career.

EXPERIENCE THROUGH AND THROUGH

Seven Rebels boast over 100 games played throughout their collegiate careers, with experience running deep through the roster.

Ole Miss is the only school in the SEC to have seven players appear in 100 plus collegiate games.

THRIVING IN THE THIRD

Coming out of the half proves to be a key time for the Rebel offense to thrive with Ole Miss scoring 27% of its overall points this season in the third quarter.

For individual Rebels, the third quarter also seems to be comfortable with Marquesha scoring the most points for a single player in a quarter this season for Ole Miss, with 10 points in the third against Auburn.

IF YOU BUILD IT, THEY WILL COME

Smashing the previous Ole Miss women's basketball attendance record of 8,958 with 9,074 fans attended Ole Miss's match-up at the SJB Pavilion against LSU.

The rise has proven the growth of women's basketball in Oxford, with the crowd beating the previous attendance record against an SEC

GAME-BY-GAME STARTING LINEUPS

Opponent	Date	Result	PG	G	G/F	G/F	F/C	Lineup	Record
Queens	Nov. 6	W, 91-41	Deans	Davis	Todd-Williams	Scott	Singleton	#1	1-0
Oklahoma	Nov. 9	L, 80-70	Deans	Davis	Todd-Williams	Scott	Singleton	#1	1-1
Temple	Nov. 15	W, 80-63	Deans	Davis	Todd-Williams	Avlijas	Richardson	#2	1-0
vs. Howard	Nov. 18	W, 67-54	Deans	Davis	Todd-Williams	Scott	Richardson	#3	1-0
vs. Arizona	Nov. 19	W, 56-47	Deans	Davis	Todd-Williams	Scott	Richardson	#3	2-0
vs. Michigan	Nov. 20	W, 60-49	Deans	Davis	Todd-Williams	Scott	Richardson	#3	3-0
Little Rock	Nov. 25	W, 58-45	Avlijas	Davis	Todd-Williams	Scott	Richardson	#4	1-0
Louisville	Nov. 29	L, 64-58	Todd-Williams	Davis	Collins	Scott	Richardson	#5	0-1
at Southern Miss.	Dec. 2	L, 61-59	Stephenson	Davis	Collins	Scott	Igbokwe	#6	0-1
MVSU	Dec. 12	W, 84-56	Stephenson	Davis	Collins	Thompson	Igbokwe	#7	1-0
at South Alabama	Dec. 18	W, 64-41	Scott	Davis	Collins	Singleton	Igbokwe	#8	1-0
at UAPB	Dec. 21	W, 62-47	Scott	Davis	Collins	Singleton	Igbokwe	#8	2-0
Alcorn State	Dec. 30	W, 76-37	Scott	Davis	Collins	Singleton	Igbokwe	#8	3-0
at Alabama	Jan. 4	W, 55-45	Scott	Davis	Collins	Singleton	Igbokwe	#8	4-0
LSU	Jan. 7	L, 84-73	Scott	Davis	Collins	Singleton	Igbokwe	#8	4-1
Auburn	Jan. 11	W, 58-55	Scott	Davis	Todd-Williams	Singleton	Igbokwe	#9	1-0
at Mississippi State	Jan. 14	L, 69-57	Scott	Davis	Collins	Singleton	Igbokwe	#8	4-2
at Georgia	Jan. 21	W, 69-59	Scott	Davis	Todd-Williams	Collins	Igbokwe	#9	1-0
Florida	Jan. 25	W, 81-70	Scott	Davis	Todd-Williams	Collins	Igbokwe	#9	2-0
Tennessee	Jan. 28	W, 80-75	Scott	Davis	Todd-Williams	Collins	Igbokwe	#9	3-0
at Vanderbilt	Feb. 1	W, 67-61	Scott	Davis	Todd-Williams	Collins	Igbokwe	#9	4-0
at South Carolina	Feb. 4	L, 85-56	Scott	Davis	Todd-Williams	Collins	Singleton	#10	0-1
Texas A&M	Feb. 8	L, 72-53	Scott	Davis	Todd-Williams	Collins	Singleton	#10	0-2
at Florida	Feb. 15	W, 77-67 (OT)	Scott	Davis	Todd-Williams	Collins	Igbokwe	#9	5-0
Mississippi State	Feb. 18	W, 75-71 (OT)	Scott	Davis	Todd-Williams	Stephenson	Igbokwe	#11	1-0
Georgia	Feb. 22	W, 73-51	Scott	Davis	Todd-Williams	Stephenson	Igbokwe	#11	2-0
at Missouri	Feb. 26	W, 66-45	Scott	Davis	Todd-Williams	Collins	Igbokwe	#9	6-0
at Kentucky	Feb. 29	W, 75-45	Scott	Davis	Todd-Williams	Collins	Igbokwe	#9	6-0
Arkansas	March 3								

REBEL STARTING/GAMES PLAYED HISTORY

CAREER STARTS

Name	Season	Career
Marija Avlijas	2	2
Rhema Collins	--	--
Snudda Collins	18	71
Marquesha Davis	28	55
KK Deans	6	81
Elauna Eaton	--	2
Rita Igbokwe	18	20
Mariyah Noel	--	--
Kharyssa Richardson	6	33
Madison Scott	26	112
Tyia Singleton	11	84
Zakiya Stephenson	4	4
Ayanna Thompson	1	1
Kennedy Todd-Williams	20	90
J'Adore Young	--	--

CAREER GAMES PLAYED

Name	Season	Career
Marija Avlijas	17	17
Rhema Collins	10	10
Snudda Collins	26	119
Marquesha Davis	28	113
KK Deans	6	114
Elauna Eaton	17	74
Rita Igbokwe	28	141
Mariyah Noel	17	17
Kharyssa Richardson	28	56
Madison Scott	27	117
Tyia Singleton	27	147
Zakiya Stephenson	25	25
Ayanna Thompson	25	54
Kennedy Todd-Williams	28	117
J'Adore Young	7	7

GAME-BY-GAME SPECIALTY STATS

Opponent	Date	Result	Paint	Off TO	2nd Chance	FB	Bench
Queens	Nov. 6	W, 91-44	50	28	20	15	46
Oklahoma	Nov. 9	L, 80-70	26	15	12	12	27
Temple	Nov. 15	W, 80-63	34	12	16	19	28
vs. Howard	Nov. 18	W, 67-54	34	14	19	10	13
vs. Arizona	Nov. 19	W, 56-47	32	17	12	12	4
vs. Michigan	Nov. 20	W, 60-49	36	12	9	9	27
Little Rock	Nov. 25	W, 58-45	28	23	5	3	29
Louisville	Nov. 29	L, 64-58	28	19	4	8	10
at Southern Miss	Dec. 2	L, 61-59	20	19	14	12	13
MVSU	Dec. 12	W, 84-56	50	23	20	16	44
at South Alabama	Dec. 18	W, 64-41	28	17	24	5	18
at UAPB	Dec. 21	W, 62-47	32	15	8	17	11
Alcorn State	Dec. 30	W, 76-37	30	22	11	8	41
at Alabama	Jan. 4	W, 55-45	30	24	12	12	18
LSU	Jan. 7	L, 84-73	36	18	10	19	14
Auburn	Jan. 11	W, 58-55	34	15	15	8	17
at Mississippi St.	Jan. 14	L, 69-57	18	13	16	8	9
at Georgia	Jan. 21	W, 69-59	36	14	10	4	11
Florida	Jan. 25	W, 81-70	40	27	5	14	16
Tennessee	Jan. 28	W, 80-75	44	15	11	18	27
at Vanderbilt	Feb. 1	W, 67-61	30	21	16	12	9
at South Carolina	Feb. 4	L, 65-56	26	2	6	9	16
Texas A&M	Feb. 8	L, 72-53	22	17	11	8	10
at Florida	Feb. 15	W, 77-67 (OT)	38	25	18	14	8
Mississippi St.	Feb. 18	W, 75-71 (OT)	26	11	18	11	6
Georgia	Feb. 22	W, 73-51	34	23	19	11	12
at Missouri	Feb. 26	W, 66-45	14	20	18	3	19
at Kentucky	Feb. 29	W, 75-45	32	23	14	8	32
AVERAGE			31.8	17.9	13.6	11.0	19.4
Arkansas	March 3						

truly a collective effort, with six Rebels ending their night in double-digit scoring.

The effort marked the first game since Dec. 2 of 2020 where six Rebels reached the mark.

Two Rebels currently average double-figures with Marquesha Davis and Madison Scott each averaging 10.0 points per contest or more.

SHE'S A FRESHMAN!

Against Louisville, freshman Zakiya Stephenson sure made her presence known with a career-high six assists and three steals against the Cardinals.

Stephenson is the first Rebel since 2019-20 to dish out five or more assists in multiple games.

For the third consecutive game in a row, once again Ole Miss held its opponent to under 50 points in scoring against Little Rock. Out of 28 games this season, Ole Miss has kept 10 of its opponents under the threshold.

SUPER-TEAM

The victory against Mississippi Valley State was

SEC INDIVIDUAL RANKINGS (TOP-10) • (MARCH 1)

Rita Igbokwe

7th. Blocks (1.71)

9th. Offensive Rebounds (2.71)

Marquesha Davis

10th. FG Percentage (.453)

GAME-BY-GAME LEAD/DEFICIT

Opponent	Date	Result	Largest Lead	Largest Deficit	Time Led	Time Trailed	Time Tied
Queens	Nov. 6	W, 91-44	47 (4Q, 0:32)	3 (1Q, 9:32)	37:01	1:58	1:01
Oklahoma	Nov. 9	L, 80-70	5 (1Q, 3:24)	14 (4Q, 1:43)	14:24	22:52	2:44
Temple	Nov. 15	W, 80-63	24 (4Q, 2:28)	0 (1Q, 10:00)	39:11	0:00	0:49
vs. Howard	Nov. 18	W, 67-54	13 (4Q, 0:11)	7 (2Q, 5:57)	23:52	10:18	6:30
vs. Arizona	Nov. 19	W, 56-47	10 (4Q, 1:52)	11 (2Q, 4:13)	16:56	22:19	0:45
vs. Michigan	Nov. 20	W, 60-49	20 (4Q, 6:42)	0 (1Q, 10:00)	36:53	0:00	3:07
Little Rock	Nov. 25	W, 58-45	15 (2Q, 4:24)	0 (1Q, 10:00)	37:09	0:00	2:51
Louisville	Nov. 29	L, 64-58	4 (2Q, 1:10)	8 (4Q, 3:45)	4:56	28:26	6:38
at Southern Miss	Dec. 2	L, 61-59	11 (3Q, 4:34)	4 (2Q, 4:03)	28:28	9:13	2:19
MVSU	Dec. 12	W, 84-56	29 (4Q, 2:12)	0 (1Q, 10:00)	38:22	0:00	1:38
at South Alabama	Dec. 18	W, 64-41	23 (4Q, 1:31)	0 (1Q, 10:00)	39:39	0:00	0:21
at UAPB	Dec. 21	W, 62-47	15 (4Q, 0:55)	4 (1Q, 3:44)	21:21	8:25	10:14
Alcorn State	Dec. 30	W, 76-37	41 (4Q, 0:42)	0 (1Q, 10:00)	39:12	0:00	0:48
at Alabama	Jan. 4	W, 55-45	14 (4Q, 4:02)	5 (1Q, 7:02)	32:59	6:08	0:53
LSU	Jan. 7	L, 84-73	4 (1Q, 2:17)	15 (4Q, 6:02)	2:04	35:18	2:38
Auburn	Jan. 11	W, 58-55	18 (3Q, 3:50)	0 (1Q, 10:00)	37:37	0:00	2:23
at Mississippi St.	Jan. 14	L, 69-57	4 (2Q, 8:36)	12 (4Q, 0:32)	14:26	18:05	7:29
at Georgia	Jan. 21	W, 69-59	12 (2Q, 3:34)	3 (1Q, 2:19)	31:56	5:15	2:49
Florida	Jan. 25	W, 81-70	20 (2Q, 0:25)	0 (1Q, 10:00)	38:49	0:00	1:11
Tennessee	Jan. 28	W, 80-75	7 (4Q, 5:41)	7 (1Q, 4:04)	20:06	15:30	4:24
at Vanderbilt	Feb. 1	W, 67-61	9 (4Q, 8:20)	5 (1Q, 6:28)	26:06	11:15	2:39
at South Carolina	Feb. 4	L, 85-56	3 (1Q, 6:04)	29 (4Q, 0:26)	4:25	33:28	2:07
Texas A&M	Feb. 8	L, 72-53	7 (1Q, 3:23)	29 (4Q, 4:15)	8:12	29:00	2:48
at Florida	Feb. 15	W, 77-67(OT)	10 (1OT, 0:41)	16 (2Q, 8:51)	4:14	38:17	2:29
Mississippi St.	Feb. 18	W, 75-71(OT)	12 (1Q, 6:20)	8 (4Q, 6:38)	28:53	13:42	2:25
Georgia	Feb. 22	W, 73-51	26 (4Q, 4:43)	4 (1Q, 3:14)	32:40	3:48	3:32
at Missouri	Feb. 26	W, 66-45	25 (4Q, 2:16)	3 (1Q, 7:01)	36:21	3:18	0:21
at Kentucky	Feb. 29	W, 75-45	32 (4Q, 1:14)	0 (1Q, 10:00)	39:20	0:00	0:33
Arkansas	March 3						

SEC TEAM RANKINGS • (FEB. 27)

CATEGORY	OLE MISS	RANK
Assist/Turnover Ratio	0.82	13
Assists	12.61	11
Blocked Shots	6.04	2
FG Percentage	.413	8
FG Percentage Defense	.380	5
Free Throw Percentage	.688	10
Rebounding Margin	+8.07	4
Defensive Rebounds	33.32	2
Defensive Rebounds PG	25.93	9
Offensive Rebounds	41.39	6
Offensive Rebounds PG	15.46	2
Scoring Defense	59.64	4
Scoring Margin	+9.21	7
Scoring Offense	67.86	11
Steals	7.93	8
3 Point FG Made	3.07	14
3 Point FG Percentage	.258	14
3 Point Percentage Def.	.317	10
Turnover Margin	+1.82	8

This is the third time in program history the Rebels have held three straight opponents under 50 points and the second under McPhee-McCuin. The 2021-22 Rebels and the 1990-91 teams are the only others that have held its opponents to the mark.

BATTLE. WON.

In her home country of the Bahamas, head coach Yolett McPhee-McCuin had herself quite the homecoming with Ole Miss defeating Howard,

Arizona and Michigan to claim the 2023 Bad Boy Mowers Battle4Atlantis Championship.

In the championship game against Michigan, Ole Miss shut down the Wolverine offense and came together as a team to win, 60-49.

Off the bench, Marija Avlijas led the Rebels in scoring with a career-high 11 points. Madison Scott joined her in double-figures with 10 points. 10 Rebels made their way into the scoring column, with

12 hitting the court for Ole Miss.

The title is the second tournament win under McPhee-McCuin after winning the 2021 Raising the B.A.R. Invitational Powered by Cal in Berkeley.

WE LOVE NO. 1

Despite leaving the islands with a trophy, Ole Miss lost starting point guard KK Deans for the season.

After suffering a non-contact knee injury in the opening minutes against Michigan, Deans will undergo season ending surgery.

The graduate transfer had been averaging 9.3 points and led the Rebels with 3.8 assists per game. Deans reached double-figure scoring in three games, including a season-high 16 points against Temple.

According to ESPN, Deans was rated as one of ESPN's Top-15 available transfers. Through 114 career appearances, the Greensboro, N.C., native had been averaging 11.6 points per game and

5 - Madison Scott - 3Q s. Auburn - 01/11/24

contributing to each other's success on the court.

When both Collins and Scott finish in double-figure scoring, the Rebels are bound to win at a record of 17-2.

DIME DROPPIN' AND NOT STOPPIN'

Sharing is truly caring and against Queens, Ole Miss dished out 24 assists on 34 made field goals. Within the first quarter alone, the Rebels issued an assist on each of their six made shots.

KK Deans led the Rebels with six helpers, followed by Zakiya Stephenson with five. Eight Rebels contributed to the assist account, with Ole Miss issuing the most assists in the first game of a season under McPhee-McCuin.

STEADY GOING SLIM

After choosing to return to the Rebels this offseason and utilize her sixth season of eligibility, Tyia Singleton is now one of the most tenured players in Division I women's basketball.

Singleton has appeared in 147 games in her collegiate career, making 84 starts. She sits tied for 29th nationally in active games played.

GUESS WHO'S BACK?

In spite of the losses of leaders in Angel Baker and Myah Taylor, the Rebels bring back a strong core of starters in Marquesha Davis, Madison Scott and Tyia Singleton as well as extra depth coming off the bench with Snudda Collins, Elauna Eaton, Rita Igboke and Ayanna Thompson.

WHAT'S BACK FOR 2023-24?

- Points: 1,521 of 2,334 (65.1%)
- Rebounds: 1,091 of 1,421 (76.8%)
- Assists: 169 of 419 (40.3%)
- Blocks: 155 of 174 (89.0%)
- 3-Pointers: 101 of 164 (61.5%) — Snudda Collins accounted for 55 of 164 (33.5%)

NO. 4 BUT WANTING MORE

In both the SEC Coaches and the Media Polls, Ole Miss was chosen to finish No. 4 in the conference for the third consecutive year in a row.

Yet another finish in the top-five of the SEC, would give the rebels its third straight finish as one of the best in the SEC for the first time since 1985-1988.

MY OH MADI

The development of Madison Scott since her arrival on campus has been undeniable, with the McDonald's All-American out of Bishop McNamara proving her progress each season.

Year three proved to be the best yet, with the rising senior earning Second Team All-SEC and SEC All-Defensive accolades as a junior. Totalling a team leading 11 double-doubles in 2022-23, Scott was also the Rebels' most efficient shooter with a team leading .510 field goal percentage.

Scott enters year four in Oxford touted as one of the best in the conference, earning First Team All-SEC acclaim by the league's coaches and a spot on the Cheryl Miller Award Preseason Watch List as one of the nation's top forwards.

OFF THE LINE

Three-point defense has been a point of emphasis during the Coach Yo era, with 121 of 177 opponents being held to five or fewer.

1st Season (2018-19)

17-of-32 (53.1%)

2nd Season (2019-20)

21-of-30 (70.0%)

3rd Season (2020-21)

14-of-22 (63.6 %)

4th Season (2021-22)

22-of-31 (70.9%)

5th Season (2022-23)

29-34 (85.2%)

6th Season (2023-24)

18-28 (64.2%)

WHAT'S NEXT?

The SEC Tournament awaits as Ole Miss will earn the double-bye to the quarterfinals on Friday (March 8) from Greenville, S.C.

Ole Miss will wait to learn its opponent with time and television designation to be announced.

SEC ACTIVE CAREER POINTS LEADERS (MARCH 1)

1. 2121 - Rickea Jackson; Tennessee; 2019-24
2. 1990 - Hayley Frank; Missouri; 2019-24
3. 1821 - Makayla Daniels; Arkansas; 2019-24
4. 1683 - Jessika Carter; Mississippi St.; 2018-20,2022-24
5. 1561 - H. Scott-Grayson; Auburn; 2020-24
6. 1346 - Erynn Barnum; Mississippi State; 2022-24
7. 1337 - Aicha Coulibaly; Texas A&M; 2022-24
8. 1333 - Samara Spencer; Arkansas; 2021-24
9. 1304 - Angel Reese; LSU; 2022-24
10. 1268 - Jerkaila Jordan; Mississippi State; 2021-24

SEC ACTIVE CAREER REBOUNDING LEADERS (FEB. 27)

1. 1081 - Jessika Carter; Mississippi St.; 2018-20,2022-24
2. 881 - Angel Reese; LSU; 2022-24
3. 826 - Javyn Nicholson; Georgia; 2019-24
4. **820 - Madison Scott ; Ole Miss; 2020-24**
5. 750 - Erynn Barnum; Mississippi State; 2022-24
6. 719 - Rickea Jackson; Tennessee; 2019-24
7. 706 - Kamilla Cardoso; South Carolina; 2021-24
8. 695 - Tamari Key; Tennessee; 2019-24
9. 678 - Sacha Washington; Vanderbilt; 2021-24
10. 674 - Hayley Frank; Missouri; 2019-24

SEC ACTIVE CAREER ASSIST LEADERS (MARCH 1)

1. 430 - Mama Dembele; Missouri; 2020-24
2. 421 - Jordyn Cambridge; Vanderbilt; 2018-19, 21,23-24
3. 394 - Makayla Daniels; Arkansas; 2019-24
4. 357 - Samara Spencer; Arkansas; 2021-24
5. 309 - Jamya Mingo-Young; Auburn; 2022-24
6. 299 - Chloe Chapman; Georgia; 2019-24
7. 261 - Sarah Ashlee Barker; Alabama; 2020-24
8. 258 - Raven Johnson; South Carolina; 2021-24
9. **231 - Madison Scott ; Ole Miss; 2020-24**
10. 227 - Jasmine Powell; Tennessee; 2022-24

SEC ACTIVE CAREER BLOCK LEADERS (MARCH 1)

1. 332 - Tamari Key; Tennessee; 2019-24
2. 234 - Jessika Carter; Mississippi St.; 2018-20,2022-24
3. 183 - Kamilla Cardoso; South Carolina; 2021-24
4. 119 - Erynn Barnum; Mississippi State; 2022-24
5. 105 - Sacha Washington; Vanderbilt; 2021-24
6. **103 - Madison Scott ; Ole Miss; 2020-24**
7. **97 - Rita Igboke; Ole Miss; 2022-24**
8. 95 - Ashlyn Watkins; South Carolina; 2022-24
9. 93 - Faith Dut; Florida; 2019-24
- 93 - Maryam Dauda; Arkansas; 2022-24

OVERALL STATS

Game Records

Record	Overall	Home	Away	Neutral
ALL GAMES	21-7	10-4	8-3	3-0
CONFERENCE	11-4	5-2	6-2	0-0
NON-CONFERENCE	10-3	5-2	2-1	3-0

Score by Periods

Team	1st	2nd	3rd	4th	OT	TOT
Ole Miss	460	448	517	450	25	1900
Opponents	379	380	430	442	11	1642

Team Box Score

No.	Player				Total		3-Point		F-Throw		Rebounds												
		GP-GS	MIN	AVG	FG-FGA	FG%	3FG-3FGA	3FG%	FT-FTA	FT%	OFF	DEF	TOT	AVG	PF	DQ	A	TO	BLK	STL	PTS	AVG	
2	DAVIS, Marquesha	28-28	750:53	26.8	153-338	.453	10-42	.238	71-102	.696	43	92	135	4.8	46	0	33	45	16	40	387	13.8	
24	SCOTT, Madison	27-26	823:13	30.5	117-238	.492	2-9	.222	87-126	.690	57	102	159	5.9	59	0	89	63	20	25	323	12.0	
3	TODD-WILLIAMS, Kennedy	28-20	798:26	28.5	92-249	.369	12-54	.222	74-97	.763	53	79	132	4.7	48	0	64	47	16	34	270	9.6	
5	COLLINS, Snudda	26-18	676:22	26.0	81-257	.315	31-111	.279	55-67	.821	9	40	49	1.9	66	3	24	42	16	14	248	9.5	
1	DEANS, Kirsten	6-6	125:50	21.0	16-41	.390	8-24	.333	16-21	.762	4	19	23	3.8	9	0	23	11	1	8	56	9.3	
33	RICHARDSON, Kharyssa	28-6	456:16	16.3	61-136	.449	8-14	.571	38-55	.691	20	68	88	3.1	44	0	14	41	15	17	168	6.0	
32	IGBOKWE, Rita	28-18	564:42	20.2	57-113	.504	0-0	.000	22-59	.373	76	89	165	5.9	56	2	10	42	48	24	136	4.9	
22	SINGLETON, Tyia	27-11	530:16	19.6	45-103	.437	1-18	.056	22-27	.815	60	90	150	5.6	52	1	21	49	21	15	113	4.2	
21	STEPHENSON, Zakiya	25-4	277:58	11.1	22-58	.379	5-14	.357	18-25	.720	7	26	33	1.3	37	1	44	35	2	23	67	2.7	
10	YOUNG, J'Adore	7-0	47:36	6.8	6-14	.429	0-1	.000	4-6	.667	5	7	12	1.7	7	0	0	4	4	4	16	2.3	
13	NOEL, Mariyah	17-0	136:01	8.0	12-27	.444	2-8	.250	6-10	.600	6	12	18	1.1	12	1	8	9	4	4	32	1.9	
12	AVLIJAS, Marija	17-2	142:42	8.4	12-27	.444	0-6	.000	7-18	.389	5	5	10	0.6	15	0	10	14	2	5	31	1.8	
23	EATON, Elauna	17-0	78:49	4.6	7-28	.250	4-23	.174	3-3	1.000	3	5	8	0.5	6	0	5	2	0	1	21	1.2	
35	COLLINS, Rhema	10-0	51:23	5.1	2-8	.250	1-1	1.000	6-9	.667	6	9	15	1.5	7	0	2	4	2	1	11	1.1	
20	THOMPSON, Ayanna	24-1	191:37	8.0	7-35	.200	2-8	.250	5-6	.833	5	12	17	0.7	19	0	6	10	2	7	21	0.9	
Team											74	71	145					14					
Total		28	5652		690-1672	.413	86-333	.258	434-631	.688	433	726	1159	41.4	483	8	353	432	169	222	1900	67.9	
Opponents		28	5650		598-1573	.380	124-391	.317	322-454	.709	302	631	933	33.3	520	10	335	483	92	187	1642	58.6	

Team Statistics

	OM	OPP
Scoring	1900	1642
Points per game	67.9	58.6
Scoring margin	+9.2	-
Field goals-att	690-1672	598-1573
Field goal pct	.413	.380
3 point fg-att	86-333	124-391
3-point FG pct	.258	.317
3-pt FG made per game	3.1	4.4
Free throws-att	434-631	322-454
Free throw pct	.688	.709
F-Throws made per game	15.5	11.5
Rebounds	1159	933
Rebounds per game	41.4	33.3
Rebounding margin	+8.1	-
Assists	353	335
Assists per game	12.6	12.0
Turnovers	432	483
Turnovers per game	15.4	17.3
Turnover margin	+1.8	-
Assist/turnover ratio	0.8	0.7
Steals	222	187
Steals per game	7.9	6.7
Blocks	169	92
Blocks per game	6.0	3.3
Winning streak	5	-
Home win streak	2	-
Attendance	49839	47562
Home games-Avg/Game	14-3560	11-4324
Neutral site-Avg/Game	-	3-205

Team Results

Date	Opponent		Score	Att.
11/06/2023	Queens (NC)	W	91-44	7196
11/09/2023	Oklahoma	L	70-80	3070
11/15/2023	Temple	W	80-63	2335
11/18/2023	vs Howard	W	67-54	284
11/19/2023	vs Arizona	W	56-47	207
11/20/2023	vs Michigan	W	60-49	124
11/25/2023	Little Rock	W	58-45	2258
11/29/2023	Louisville	L	58-64	2694
12/02/2023	at Southern Miss.	L	59-61	2653
12/12/2023	Mississippi Val.	W	84-56	2443
12/18/2023	at South Alabama	W	64-41	617
12/21/2023	at Ark.-Pine Bluff	W	62-47	2246
12/30/2023	Alcorn	W	76-37	2266
01/04/2024	at Alabama	W	55-45	2140
01/07/2024	LSU	L	73-84	9074
01/11/2024	Auburn	W	58-55	2350
01/14/2024	at Mississippi St.	L	57-69	7101
01/21/2024	at Georgia	W	69-59	3646
01/25/2024	Florida	W	81-70	2450
01/28/2024	Tennessee	W	80-75	3863
02/01/2024	at Vanderbilt	W	67-61	2106
02/04/2024	at South Carolina	L	56-85	18000
02/08/2024	Texas A&M	L	53-72	2599
02/15/2024	at Florida	Wot	77-67	1686
02/18/2024	Mississippi St.	Wot	75-71	4736
02/22/2024	Georgia	W	73-51	2505
02/26/2024	at Missouri	W	66-45	4140
02/29/2024	at Kentucky	W	75-45	3227

GAME BY GAME COMPARISON



THE STAT CREW SYSTEM

Ole Miss Team Game-by-Game Comparison (as of Jan 17, 2024)

All games

Opponent	1st	2nd	Score	Mar	Total FG	FG Pct	3-Pointers	3FG Pct	Free Throws	FT Pct	Rebounds	Assist	T/Over	Block	Steal	Fouls	
QUEENS (NC)	41/27	50/17	91-44	+47	34-68/17-55	.500/.309	6-20/3-11	.300/273	17-35/7-13	.486/538	55/28	+27	24/6	12/22	4/0	11/5	15/26
OKLAHOMA	39/38	31/42	70-80	(10)	23-71/28-64	.324/338	5-21/4-18	.238/222	19-29/20-23	.655/870	45/46	+1	10/21	14/19	7/2	8/7	24/20
TEMPLE	42/26	38/37	80-63	+17	29-56/23-68	.518/438	6-13/6-21	.462/286	16-21/11-14	.762/786	44/32	+12	17/11	19/12	6/2	8/7	16/19
Howard	30/30	37/24	67-54	+13	23-64/19-54	.359/352	2-22/5-17	.091/294	19-25/11-15	.760/733	46/36	+10	12/7	15/18	6/2	3/6	19/22
Arizona	16/22	40/25	56-47	+9	21-57/19-59	.368/322	1-11/3-17	.091/176	13-21/6-8	.619/750	42/40	+2	7/14	15/18	6/10	7/7	13/20
Michigan	27/19	33/30	60-49	+11	24-52/15-62	.462/242	2-7/6-21	.286/286	10-14/13-16	.714/813	40/35	+5	7/7	16/11	5/2	4/3	15/13
LITTLE ROCK	26/15	32/30	58-45	+13	18-48/19-53	.375/358	4-11/1-8	.364/125	18-23/6-7	.783/857	40/26	+14	10/12	19/15	4/2	4/8	10/19
LOUISVILLE	30/28	28/36	58-64	(6)	22-51/18-44	.431/409	1-11/3-6	.091/550	13-28/25-36	.464/694	36/33	+3	12/8	21/18	5/1	7/8	26/24
Southern Miss.	36/32	23/29	59-61	(2)	21-58/21-44	.362/477	6-16/5-13	.375/385	11-16/14-17	.688/824	31/32	+1	14/12	11/18	4/1	8/3	19/13
MISSISSIPPI VAL.	39/22	45/34	84-56	+28	29-62/21-64	.468/328	1-8/6-21	.125/286	25-35/8-12	.714/667	44/35	+9	11/13	15/24	14/5	8/7	13/27
South Alabama	31/19	33/22	64-41	+23	21-63/18-55	.333/327	5-18/2-10	.278/200	17-23/3-6	.739/500	52/32	+20	8/8	12/18	5/4	6/5	10/20
Ark.-Pine Bluff	24/24	38/23	62-47	+15	22-61/17-56	.361/304	1-8/4-16	.125/250	17-22/9-15	.773/600	43/34	+9	12/9	12/12	11/4	10/5	13/18
ALCORN	39/21	37/16	76-37	+39	24-47/14-46	.511/304	5-15/4-14	.333/286	23-30/5-10	.767/500	38/24	+14	15/6	17/22	3/0	17/8	13/22
Alabama	27/16	28/29	55-45	+10	18-58/16-55	.310/291	0-7/5-15	.000/333	19-24/8-14	.792/571	44/41	+3	9/12	13/18	12/5	9/8	16/15
LSU	37/50	36/34	73-84	(11)	24-60/31-66	.400/470	3-11/8-13	.273/615	22-27/14-22	.815/636	36/44	(8)	14/15	19/19	8/3	11/9	20/20
AUBURN	27/21	31/34	58-55	+3	24-60/16-55	.400/291	1-4/3-12	.250/250	9-15/20-24	.600/833	43/35	+8	13/8	21/18	10/4	8/6	21/18
Mississippi St.	30/31	27/38	57-69	(12)	22-57/27-54	.386/500	2-12/3-10	.167/300	11-17/12-15	.647/800	37/29	+8	9/15	18/14	3/3	4/7	16/14
Georgia	34/27	35/32	69-59	+10	30-58/24-50	.517/480	5-12/2-5	.417/400	4-12/9-10	.333/900	29/27	+2	18/13	6/13	3/6	5/4	12/12
FLORIDA	48/28	33/42	81-70	+11	30-59/23-60	.508/383	2-7/7-17	.286/412	19-31/17-21	.613/810	40/31	+9	18/15	17/20	6/5	12/10	21/24
TENNESSEE	39/39	41/36	80-75	+5	34-70/30-62	.486/484	2-12/8-18	.167/444	10-12/7-10	.833/700	38/30	+8	19/17	11/15	8/2	9/2	14/12
Vanderbilt	30/29	37/32	67-61	+6	22-51/21-53	.431/396	3-10/8-17	.300/471	20-24/11-21	.833/524	39/29	+10	3/10	18/16	3/3	5/8	22/18
South Carolina	31/40	25/45	56-85	(29)	19-56/28-58	.339/483	2-7/2-10	.286/200	16-21/27-42	.762/643	37/40	(3)	4/18	21/10	3/7	4/11	31/17
TEXAS A&M	29/35	24/37	53-72	(19)	20-55/27-60	.364/450	5-11/6-15	.455/400	8-14/12-12	.571/1000	29/41	(12)	13/21	15/15	7/4	10/12	13/12
Florida	26/34	38/30	77-67	+10	27-69/23-59	.391/390	0-7/9-21	.000/429	23-32/12-16	.719/750	55/27	+28	7/10	25/26	5/0	11/14	20/24
MISSISSIPPI ST.	38/32	25/31	75-71	+4	25-68/29-71	.368/408	5-17/5-15	.294/333	20-30/8-12	.667/667	49/43	+6	18/18	16/19	9/3	11/8	14/22
GEORGIA	29/15	44/36	73-51	+22	28-61/20-47	.459/426	2-7/3-11	.286/273	15-24/8-13	.625/615	38/26	+12	19/13	10/18	4/4	8/4	14/20
Missouri	26/17	40/28	66-45	+21	23-60/17-41	.383/415	5-14/0-7	.357/000	15-19/11-16	.789/688	40/24	+16	10/6	12/18	2/2	8/5	24/18
Kentucky	37/22	38/23	75-45	+30	33-72/17-58	.458/293	4-14/3-12	.286/250	5-7/8-14	.714/571	49/33	+16	20/10	13/17	6/6	6/1	20/11

Note: Game totals are displayed in the format TEAM/OPPONENT for each category

CONFERENCE

Game Records

Record	Overall	Home	Away	Neutral
ALL GAMES	11-4	5-2	6-2	0-0
CONFERENCE	11-4	5-2	6-2	0-0
NON-CONFERENCE	0-0	0-0	0-0	0-0

Score by Periods

Team	1st	2nd	3rd	4th	OT	TOT
Ole Miss	245	243	270	232	25	1015
Opponents	224	212	255	252	11	954

Team Box Score

No. Player					Total		3-Point		F-Throw		Rebounds												
		GP-GS	MIN	AVG	FG-FGA	FG%	3FG-3FGA	3FG%	FT-FTA	FT%	OFF	DEF	TOT	AVG	PF	DQ	A	TO	BLK	STL	PTS	AVG	
2	DAVIS, Marquesha	15-15	444:13	29.6	98-213	.460	4-23	.174	39-54	.722	22	53	75	5.0	28	0	18	27	7	26	239	15.9	
24	SCOTT, Madison	15-15	484:20	32.3	72-159	.453	1-6	.167	57-77	.740	24	53	77	5.1	33	0	59	43	11	16	202	13.5	
3	TODD-WILLIAMS, Kennedy	15-12	477:59	31.9	58-147	.395	8-29	.276	47-63	.746	37	46	83	5.5	29	0	49	30	10	20	171	11.4	
5	COLLINS, Snudda	13-12	361:36	27.8	33-122	.270	16-53	.302	26-28	.929	3	12	15	1.2	40	3	11	21	10	10	108	8.3	
33	RICHARDSON, Kharyssa	15-0	211:42	14.1	34-66	.515	5-9	.556	12-20	.600	7	32	39	2.6	24	0	7	16	8	3	85	5.7	
32	IGBOKWE, Rita	15-13	348:43	23.2	29-59	.492	0-0	.000	9-27	.333	46	58	104	6.9	37	2	8	25	23	15	67	4.5	
22	SINGLETON, Tyia	15-6	309:52	20.7	26-54	.481	0-6	.000	6-9	.667	38	49	87	5.8	37	1	11	27	12	11	58	3.9	
21	STEPHENSON, Zakiya	13-2	149:35	11.5	14-36	.389	4-10	.400	11-17	.647	4	11	15	1.2	16	0	18	20	1	14	43	3.3	
10	YOUNG, J'Adore	6-0	40:11	6.7	5-12	.417	0-1	.000	4-6	.667	5	6	11	1.8	6	0	0	3	3	3	14	2.3	
13	NOEL, Mariyah	10-0	67:20	6.7	6-14	.429	0-2	.000	3-6	.500	6	4	10	1.0	9	1	4	5	2	1	15	1.5	
23	EATON, Elauna	8-0	32:09	4.0	2-11	.182	2-9	.222	0-0	.000	1	3	4	0.5	3	0	4	0	0	0	6	0.8	
20	THOMPSON, Ayanna	11-0	92:34	8.4	2-18	.111	1-4	.250	2-2	1.000	1	5	6	0.5	11	0	2	6	2	2	7	0.6	
12	AVLIJAS, Marija	5-0	08:53	1.8	0-0	.000	0-0	.000	0-0	.000	0	0	0	0.0	2	0	2	1	0	0	0	0.0	
35	COLLINS, Rhema	5-0	20:53	4.2	0-3	.000	0-0	.000	0-0	.000	2	5	7	1.4	3	0	1	2	0	0	0	0.0	
Team											37	33	70					9					
Total		15	3050		379-914	.415	41-152	.270	216-309	.699	233	370	603	40.2	278	7	194	235	89	121	1015	67.7	
Opponents		15	3050		349-849	.411	72-198	.364	184-262	.702	162	338	500	33.3	257	5	201	256	57	109	954	63.6	

NON-CONFERENCE

Game Records

Record	Overall	Home	Away	Neutral
ALL GAMES	10-3	5-2	2-1	3-0
CONFERENCE	0-0	0-0	0-0	0-0
NON-CONFERENCE	10-3	5-2	2-1	3-0

Score by Periods

Team	1st	2nd	3rd	4th	OT	TOT
Ole Miss	215	205	247	218	0	885
Opponents	155	168	175	190	0	688

Team Box Score

No. Player					Total		3-Point		F-Throw		Rebounds													
		GP-GS	MIN	AVG	FG-FGA	FG%	3FG-3FGA	3FG%	FT-FTA	FT%	OFF	DEF	TOT	AVG	PF	DQ	A	TO	BLK	STL	PTS	AVG		
2	DAVIS, Marquesha	13-13	306:39	23.6	55-125	.440	6-19	.316	32-48	.667	21	39	60	4.6	18	0	15	18	9	14	148	11.4		
5	COLLINS, Snudda	13-6	314:46	24.2	48-135	.356	15-58	.259	29-39	.744	6	28	34	2.6	26	0	13	21	6	4	140	10.8		
24	SCOTT, Madison	12-11	338:53	28.2	45-79	.570	1-3	.333	30-49	.612	33	49	82	6.8	26	0	30	20	9	9	121	10.1		
1	DEANS, Kirsten	6-6	125:50	21.0	16-41	.390	8-24	.333	16-21	.762	4	19	23	3.8	9	0	23	11	1	8	56	9.3		
3	TODD-WILLIAMS, Kennedy	13-8	320:27	24.7	34-102	.333	4-25	.160	27-34	.794	16	33	49	3.8	19	0	15	17	6	14	99	7.6		
33	RICHARDSON, Kharyssa	13-6	244:34	18.8	27-70	.386	3-5	.600	26-35	.743	13	36	49	3.8	20	0	7	25	7	14	83	6.4		
32	IGBOKWE, Rita	13-5	215:59	16.6	28-54	.519	0-0	.000	13-32	.406	30	31	61	4.7	19	0	2	17	25	9	69	5.3		
22	SINGLETON, Tyia	12-5	220:24	18.4	19-49	.388	1-12	.083	16-18	.889	22	41	63	5.3	15	0	10	22	9	4	55	4.6		
12	AVLIJAS, Marija	12-2	133:49	11.2	12-27	.444	0-6	.000	7-18	.389	5	5	10	0.8	13	0	8	13	2	5	31	2.6		
13	NOEL, Mariyah	7-0	68:41	9.8	6-13	.462	2-6	.333	3-4	.750	0	8	8	1.1	3	0	4	4	2	3	17	2.4		
35	COLLINS, Rhema	5-0	30:30	6.1	2-5	.400	1-1	1.000	6-9	.667	4	4	8	1.6	4	0	1	2	2	1	11	2.2		
10	YOUNG, J'Adore	1-0	07:25	7.4	1-2	.500	0-0	.000	0-0	.000	0	1	1	1.0	1	0	0	1	1	1	2	2.0		
21	STEPHENSON, Zakiya	12-2	128:24	10.7	8-22	.364	1-4	.250	7-8	.875	3	15	18	1.5	21	1	26	15	1	9	24	2.0		
23	EATON, Elauna	9-0	46:41	5.2	5-17	.294	2-14	.143	3-3	1.000	2	2	4	0.4	3	0	1	2	0	1	15	1.7		
20	THOMPSON, Ayanna	13-1	99:02	7.6	5-17	.294	1-4	.250	3-4	.750	4	7	11	0.8	8	0	4	4	0	5	14	1.1		
Team											37	38	75					5						
Total		13	2602		311-758	.410	45-181	.249	218-322	.677	200	356	556	42.8	205	1	159	197	80	101	885	68.1		
Opponents		13	2600		249-724	.344	52-193	.269	138-192	.719	140	293	433	33.3	263	5	134	227	35	78	688	52.9		

HOME STATS

Game Records

Record	Overall	Home	Away	Neutral
ALL GAMES	10-4	10-4	0-0	0-0
CONFERENCE	5-2	5-2	0-0	0-0
NON-CONFERENCE	5-2	5-2	0-0	0-0

Score by Periods

Team	1st	2nd	3rd	4th	OT	TOT
Ole Miss	263	240	257	238	12	1010
Opponents	203	194	233	229	8	867

Team Box Score

No.	Player				Total		3-Point		F-Throw		Rebounds												
		GP-GS	MIN	AVG	FG-FGA	FG%	3FG-3FGA	3FG%	FT-FTA	FT%	OFF	DEF	TOT	AVG	PF	DQ	A	TO	BLK	STL	PTS	AVG	
2	DAVIS, Marquesha	14-14	357:34	25.5	78-160	.488	1-17	.059	39-62	.629	14	49	63	4.5	18	0	18	21	8	24	196	14.0	
24	SCOTT, Madison	13-12	382:36	29.4	56-118	.475	0-3	.000	43-65	.662	23	51	74	5.7	26	0	45	30	10	11	155	11.9	
1	DEANS, Kirsten	3-3	69:21	23.1	10-22	.455	7-15	.467	7-9	.778	4	12	16	5.3	5	0	19	9	1	6	34	11.3	
5	COLLINS, Snudda	12-7	304:53	25.4	43-109	.394	16-51	.314	32-41	.780	4	17	21	1.8	28	0	14	22	6	8	134	11.2	
3	TODD-WILLIAMS, Kennedy	14-11	373:40	26.7	39-118	.331	6-23	.261	40-56	.714	26	34	60	4.3	21	0	37	20	11	23	124	8.9	
33	RICHARDSON, Kharyssa	14-3	246:39	17.6	40-78	.513	6-8	.750	19-28	.679	13	33	46	3.3	24	0	10	22	11	11	105	7.5	
32	IGBOKWE, Rita	14-8	283:49	20.3	32-64	.500	0-0	.000	14-32	.438	38	42	80	5.7	28	0	5	22	23	13	78	5.6	
22	SINGLETON, Tyia	14-6	251:27	18.0	24-50	.480	1-10	.100	13-17	.765	29	43	72	5.1	25	0	11	22	14	8	62	4.4	
21	STEPHENSON, Zakiya	14-3	167:02	11.9	13-33	.394	5-9	.556	6-8	.750	3	15	18	1.3	21	1	35	22	2	15	37	2.6	
10	YOUNG, J'Adore	4-0	29:39	7.4	3-5	.600	0-0	.000	3-4	.750	4	4	8	2.0	3	0	0	4	2	4	9	2.3	
13	NOEL, Mariyah	11-0	83:55	7.6	8-20	.400	1-7	.143	5-8	.625	2	8	10	0.9	6	0	6	4	2	3	22	2.0	
12	AVLIJAS, Marija	10-2	84:47	8.5	7-13	.538	0-1	.000	6-14	.429	4	3	7	0.7	8	0	5	10	1	3	20	2.0	
35	COLLINS, Rhema	5-0	23:27	4.7	1-4	.250	0-0	.000	6-9	.667	4	2	6	1.2	1	0	1	2	2	0	8	1.6	
23	EATON, Elauna	11-0	57:56	5.3	5-19	.263	3-16	.188	1-1	1.000	1	3	4	0.4	5	0	3	1	0	0	14	1.3	
20	THOMPSON, Ayanna	12-1	110:18	9.2	5-23	.217	2-8	.250	0-0	.000	2	6	8	0.7	14	0	4	6	2	3	12	1.0	
Team											36	46	82					8					
Total		14	2827		364-836	.435	48-168	.286	234-354	.661	207	368	575	41.1	233	1	213	225	95	132	1010	72.1	
Opponents		14	2825		316-815	.388	67-200	.335	168-229	.734	160	314	474	33.9	285	4	184	256	37	100	867	61.9	

AWAY STATS

Game Records

Record	Overall	Home	Away	Neutral
ALL GAMES	8-3	0-0	8-3	0-0
CONFERENCE	6-2	0-0	6-2	0-0
NON-CONFERENCE	2-1	0-0	2-1	0-0

Score by Periods

Team	1st	2nd	3rd	4th	OT	TOT
Ole Miss	157	175	196	166	13	707
Opponents	141	150	162	169	3	625

Team Box Score

No.	Player				Total		3-Point		F-Throw		Rebounds													
		GP-GS	MIN	AVG	FG-FGA	FG%	3FG-3FGA	3FG%	FT-FTA	FT%	OFF	DEF	TOT	AVG	PF	DQ	A	TO	BLK	STL	PTS	AVG		
2	DAVIS, Marquesha	11-11	323:36	29.4	60-151	.397	7-22	.318	26-33	.788	24	35	59	5.4	23	0	12	20	5	14	153	13.9		
24	SCOTT, Madison	11-11	341:15	31.0	45-98	.459	2-5	.400	35-46	.761	20	33	53	4.8	24	0	38	29	7	11	127	11.5		
3	TODD-WILLIAMS, Kennedy	11-6	339:02	30.8	42-100	.420	6-23	.261	33-40	.825	26	31	57	5.2	22	0	24	23	4	8	123	11.2		
5	COLLINS, Snudda	11-11	304:42	27.7	32-122	.262	13-50	.260	21-24	.875	2	15	17	1.5	32	3	8	16	8	6	98	8.9		
22	SINGLETON, Tyia	10-5	237:52	23.8	20-45	.444	0-6	.000	8-8	1.000	29	41	70	7.0	25	1	9	26	6	7	48	4.8		
32	IGBOKWE, Rita	11-10	230:33	21.0	23-43	.535	0-0	.000	6-23	.261	33	41	74	6.7	23	2	5	14	20	10	52	4.7		
33	RICHARDSON, Kharyssa	11-0	148:31	13.5	18-45	.400	2-5	.400	10-16	.625	6	23	29	2.6	18	0	1	11	3	5	48	4.4		
21	STEPHENSON, Zakiya	9-1	98:46	11.0	8-23	.348	0-4	.000	12-17	.706	3	11	14	1.6	11	0	9	10	0	8	28	3.1		
10	YOUNG, J'Adore	3-0	17:57	6.0	3-9	.333	0-1	.000	1-2	.500	1	3	4	1.3	4	0	0	0	2	0	7	2.3		
13	NOEL, Mariyah	6-0	52:06	8.7	4-7	.571	1-1	1.000	1-2	.500	4	4	8	1.3	6	1	2	5	2	1	10	1.7		
20	THOMPSON, Ayanna	9-0	64:22	7.2	1-7	.143	0-0	.000	5-6	.833	2	6	8	0.9	4	0	2	2	0	4	7	0.8		
23	EATON, Elauna	4-0	14:02	3.5	1-5	.200	1-4	.250	0-0	.000	1	2	3	0.8	0	0	2	1	0	1	3	0.8		
35	COLLINS, Rhema	5-0	27:56	5.6	1-4	.250	1-1	1.000	0-0	.000	2	7	9	1.8	6	0	1	2	0	1	3	0.6		
12	AVLIJAS, Marija	4-0	24:22	6.1	0-4	.000	0-3	.000	0-0	.000	0	1	1	0.3	5	0	1	0	0	0	0	0.0		
Team											30	20	50				2							
Total		11	2225		258-663	.389	33-125	.264	158-217	.728	183	273	456	41.5	203	7	114	161	57	76	707	64.3		
Opponents		11	2225		229-583	.393	43-136	.316	124-186	.667	103	245	348	31.6	180	5	123	180	41	71	625	56.8		

IN WINS

Game Records

Record	Overall	Home	Away	Neutral
ALL GAMES	21-0	10-0	8-0	3-0
CONFERENCE	11-0	5-0	6-0	0-0
NON-CONFERENCE	10-0	5-0	2-0	3-0

Score by Periods

Team	1st	2nd	3rd	4th	OT	TOT
Ole Miss	338	338	406	367	25	1474
Opponents	260	245	296	315	11	1127

Team Box Score

No.	Player				Total		3-Point		F-Throw		Rebounds														
		GP-GS	MIN	AVG	FG-FGA	FG%	3FG-3FGA	3FG%	FT-FTA	FT%	OFF	DEF	TOT	AVG	PF	DQ	A	TO	BLK	STL	PTS	AVG			
2	DAVIS, Marquesha	21-21	550:37	26.2	114-248	.460	6-30	.200	58-81	.716	32	74	106	5.0	30	0	29	33	15	30	292	13.9			
24	SCOTT, Madison	20-19	593:53	29.7	96-180	.533	1-6	.167	61-87	.701	45	76	121	6.1	38	0	65	45	17	24	254	12.7			
3	TODD-WILLIAMS, Kennedy	21-16	631:04	30.1	79-202	.391	7-40	.175	59-79	.747	45	66	111	5.3	32	0	54	31	12	27	224	10.7			
1	DEANS, Kirsten	5-5	93:26	18.7	13-30	.433	6-17	.353	12-17	.706	2	15	17	3.4	7	0	18	8	0	7	44	8.8			
5	COLLINS, Snudda	19-12	449:47	23.7	53-168	.315	24-73	.329	27-32	.844	7	28	35	1.8	48	3	18	27	10	6	157	8.3			
33	RICHARDSON, Kharyssa	21-5	329:36	15.7	43-96	.448	5-10	.500	33-46	.717	9	55	64	3.0	28	0	12	28	10	12	124	5.9			
32	IGBOKWE, Rita	21-15	428:39	20.4	46-89	.517	0-0	.000	21-45	.467	58	71	129	6.1	40	1	5	33	38	21	113	5.4			
22	SINGLETON, Tyia	21-6	419:01	20.0	36-82	.439	1-14	.071	19-21	.905	50	79	129	6.1	38	0	17	36	16	13	92	4.4			
21	STEPHENSON, Zakiya	18-3	203:07	11.3	17-43	.395	4-11	.364	13-19	.684	5	23	28	1.6	25	0	32	27	2	15	51	2.8			
10	YOUNG, J'Adore	5-0	37:33	7.5	5-12	.417	0-0	.000	4-6	.667	5	6	11	2.2	4	0	0	3	3	2	14	2.8			
12	AVLIJAS, Marija	12-2	121:26	10.1	12-25	.480	0-5	.000	7-18	.389	5	5	10	0.8	8	0	8	11	2	4	31	2.6			
13	NOEL, Mariyah	13-0	132:52	10.2	12-27	.444	2-8	.250	6-10	.600	6	12	18	1.4	12	1	8	8	4	4	32	2.5			
23	EATON, Elauna	14-0	71:53	5.1	7-28	.250	4-23	.174	3-3	1.000	2	5	7	0.5	5	0	4	1	0	0	21	1.5			
35	COLLINS, Rhema	7-0	29:21	4.2	1-5	.200	0-0	.000	6-9	.667	5	6	11	1.6	4	0	1	2	2	0	8	1.1			
20	THOMPSON, Ayanna	19-1	159:50	8.4	5-29	.172	2-7	.286	5-6	.833	4	12	16	0.8	15	0	6	8	1	5	17	0.9			
Team											48	47	95					12							
Total		21	4252		539-1264	.426	62-244	.254	334-479	.697	328	580	908	43.2	334	5	277	313	132	170	1474	70.2			
Opponents		21	4250		418-1183	.353	93-306	.304	198-287	.690	216	452	668	31.8	400	9	225	370	71	130	1127	53.7			

IN LOSSES

Game Records

Record	Overall	Home	Away	Neutral
ALL GAMES	0-7	0-4	0-3	0-0
CONFERENCE	0-4	0-2	0-2	0-0
NON-CONFERENCE	0-3	0-2	0-1	0-0

Score by Periods

Team	1st	2nd	3rd	4th	OT	TOT
Ole Miss	122	110	111	83	0	426
Opponents	119	135	134	127	0	515

Team Box Score

No. Player					Total		3-Point		F-Throw		Rebounds														
		GP-GS	MIN	AVG	FG-FGA	FG%	3FG-3FGA	3FG%	FT-FTA	FT%	OFF	DEF	TOT	AVG	PF	DQ	A	TO	BLK	STL	PTS	AVG			
2	DAVIS, Marquesha	7-7	200:15	28.6	39-90	.433	4-12	.333	13-21	.619	11	18	29	4.1	16	0	4	12	1	10	95	13.6			
5	COLLINS, Snudda	7-6	226:35	32.4	28-89	.315	7-38	.184	28-35	.800	2	12	14	2.0	18	0	6	15	6	8	91	13.0			
1	DEANS, Kirsten	1-1	32:24	32.4	3-11	.273	2-7	.286	4-4	1.000	2	4	6	6.0	2	0	5	3	1	1	12	12.0			
24	SCOTT, Madison	7-7	229:21	32.8	21-58	.362	1-3	.333	26-39	.667	12	26	38	5.4	21	0	24	18	3	1	69	9.9			
3	TODD-WILLIAMS, Kennedy	7-4	167:22	23.9	13-47	.277	5-14	.357	15-18	.833	8	13	21	3.0	16	0	10	16	4	7	46	6.6			
33	RICHARDSON, Kharyssa	7-1	126:41	18.1	18-40	.450	3-4	.750	5-9	.556	11	13	24	3.4	16	0	2	13	5	5	44	6.3			
22	SINGLETON, Tyia	6-5	111:15	18.5	9-21	.429	0-4	.000	3-6	.500	10	11	21	3.5	14	1	4	13	5	2	21	3.5			
32	IGBOKWE, Rita	7-3	136:03	19.4	11-24	.458	0-0	.000	1-14	.071	18	18	36	5.1	16	1	5	9	10	3	23	3.3			
21	STEPHENSON, Zakiya	7-1	74:52	10.7	5-15	.333	1-3	.333	5-6	.833	2	3	5	0.7	12	1	12	8	0	8	16	2.3			
35	COLLINS, Rhema	3-0	22:02	7.3	1-3	.333	1-1	1.000	0-0	.000	1	3	4	1.3	3	0	1	2	0	1	3	1.0			
10	YOUNG, J'Adore	2-0	10:03	5.0	1-2	.500	0-1	.000	0-0	.000	0	1	1	0.5	3	0	0	1	1	2	2	1.0			
20	THOMPSON, Ayanna	5-0	31:47	6.4	2-6	.333	0-1	.000	0-0	.000	1	0	1	0.2	4	0	0	2	1	2	4	0.8			
13	NOEL, Mariyah	4-0	03:09	0.8	0-0	.000	0-0	.000	0-0	.000	0	0	0	0.0	0	0	0	1	0	0	0	0.0			
12	AVLIJAS, Marija	5-0	21:15	4.3	0-2	.000	0-1	.000	0-0	.000	0	0	0	0.0	7	0	2	3	0	1	0	0.0			
23	EATON, Elauna	3-0	06:56	2.3	0-0	.000	0-0	.000	0-0	.000	1	0	1	0.3	1	0	1	1	0	1	0	0.0			
Team											26	24	50					2							
Total		7	1400		151-408	.370	24-89	.270	100-152	.658	105	146	251	35.9	149	3	76	119	37	52	426	60.9			
Opponents		7	1400		180-390	.462	31-85	.365	124-167	.743	86	179	265	37.9	120	1	110	113	21	57	515	73.6			

TEAM GAME-BY-GAME

				Total		3-Pointers		Free throws		Rebounds											
Opponent	Date	Score		FG-FGA	PCT	3FG-3FGA	PCT	FT-FTA	PCT	OFF	DEF	TOT	AVG	PF	A	TO	BLK	STL	PTS	AVG	
Queens (NC)	11/06/2023	91-44	W	34-68	.500	6-20	.300	17-35	.486	19	36	55	55.0	15	24	12	4	11	91	91.0	
Oklahoma	11/09/2023	70-80	L	23-71	.324	5-21	.238	19-29	.655	22	23	45	50.0	24	10	14	7	8	70	80.5	
Temple	11/15/2023	80-63	W	29-56	.518	6-13	.462	16-21	.762	12	32	44	48.0	16	17	19	6	8	80	80.3	
vs Howard	11/18/2023	67-54	W	23-64	.359	2-22	.091	19-25	.760	17	29	46	47.5	19	12	15	6	3	67	77.0	
vs Arizona	11/19/2023	56-47	W	21-57	.368	1-11	.091	13-21	.619	16	26	42	46.4	13	7	15	6	7	56	72.8	
vs Michigan	11/20/2023	60-49	W	24-52	.462	2-7	.286	10-14	.714	10	30	40	45.3	15	7	16	5	4	60	70.7	
Little Rock	11/25/2023	58-45	W	18-48	.375	4-11	.364	18-23	.783	10	30	40	44.6	10	10	19	4	4	58	68.9	
Louisville	11/29/2023	58-64	L	22-51	.431	1-11	.091	13-28	.464	14	22	36	43.5	26	12	21	5	7	58	67.5	
at Southern Miss.	12/02/2023	59-61	L	21-58	.362	6-16	.375	11-16	.688	17	14	31	42.1	19	14	11	4	8	59	66.6	
Mississippi Val.	12/12/2023	84-56	W	29-62	.468	1-8	.125	25-35	.714	17	27	44	42.3	13	11	15	14	8	84	68.3	
at South Alabama	12/18/2023	64-41	W	21-63	.333	5-18	.278	17-23	.739	23	29	52	43.2	10	8	12	5	6	64	67.9	
at Ark.-Pine Bluff	12/21/2023	62-47	W	22-61	.361	1-8	.125	17-22	.773	14	29	43	43.2	13	12	12	11	10	62	67.4	
Alcorn	12/30/2023	76-37	W	24-47	.511	5-15	.333	23-30	.767	9	29	38	42.8	12	15	16	3	17	76	68.1	
at Alabama	01/04/2024	55-45	W	18-58	.310	0-7	.000	19-24	.792	17	27	44	42.9	16	9	13	12	9	55	67.1	
LSU	01/07/2024	73-84	L	24-60	.400	3-11	.273	22-27	.815	13	23	36	42.4	20	14	19	8	11	73	67.5	
Auburn	01/11/2024	58-55	W	24-60	.400	1-4	.250	9-15	.600	20	23	43	42.4	21	13	21	10	8	58	66.9	
at Mississippi St.	01/14/2024	57-69	L	22-57	.386	2-12	.167	11-17	.647	17	20	37	42.1	16	9	18	3	4	57	66.4	
at Georgia	01/21/2024	69-59	W	30-58	.517	5-12	.417	4-12	.333	12	17	29	41.4	12	18	6	3	5	69	66.5	
Florida	01/25/2024	81-70	W	30-59	.508	2-7	.286	19-31	.613	11	29	40	41.3	21	18	17	6	12	81	67.3	
Tennessee	01/28/2024	80-75	W	34-70	.486	2-12	.167	10-12	.833	14	24	38	41.2	14	19	11	8	9	80	67.9	
at Vanderbilt	02/01/2024	67-61	W	22-51	.431	3-10	.300	20-24	.833	13	26	39	41.0	22	3	18	3	5	67	67.9	
at South Carolina	02/04/2024	56-85	L	19-56	.339	2-7	.286	16-21	.762	10	27	37	40.9	31	4	21	3	4	56	67.3	
Texas A&M	02/08/2024	53-72	L	20-55	.364	5-11	.455	8-14	.571	12	17	29	40.3	13	13	15	7	10	53	66.7	
at Florida	02/15/2024	77-67	Wot	27-69	.391	0-7	.000	23-32	.719	26	29	55	41.0	20	7	25	5	11	77	67.1	
Mississippi St.	02/18/2024	75-71	Wot	25-68	.368	5-17	.294	20-30	.667	20	29	49	41.3	14	18	16	9	11	75	67.4	
Georgia	02/22/2024	73-51	W	28-61	.459	2-7	.286	15-24	.625	16	24	38	41.2	14	19	10	4	8	73	67.7	
at Missouri	02/26/2024	66-45	W	23-60	.383	5-14	.357	15-19	.789	16	24	40	41.1	24	10	12	2	8	66	67.6	
at Kentucky	02/29/2024	75-45	W	33-72	.458	4-14	.286	5-7	.714	18	31	49	41.4	20	20	13	6	6	75	67.9	
Total		1900		690-1672	.413	86-333	.258	434-631	.688	433	726	1159	41.4	483	353	432	169	222	1900	67.9	
Opponents		1642		598-1573	.380	124-391	.317	322-454	.709	302	631	933	33.3	520	335	483	92	187	1642	58.6	

Ole Miss Averages

Games Played	Points/ game	FG Pct	3FG Pct	FT Pct	Rebounds/ game	Assists/ game	Turnovers/ game	Assist/Turnover ratio	Steals/ game	Blocks/ game
28	67.9	41.3	25.8	68.8	41.4	12.6	15.4	0.8	7.9	6.0

SEASON/CAREER STATS

Summary

Player	Season Statistics											Career Statistics										
	GP-GS	MIN/G	FG%	3FG%	FT%	R/G	A/G	STL	BLK	PTS/G		GP-GS	MIN/G	FG%	3FG%	FT%	R/G	A/G	STL	BLK	PTS/G	
AVLIJAS, Marija	17-2	8.4	.444	.000	.389	0.6	0.6	5	2	1.8		17-2	8.4	.444	.000	.389	0.6	0.6	5	2	1.8	
COLLINS, Rhema	10-0	5.1	.250	1.000	.667	1.5	0.2	1	2	1.1		10-0	5.1	.250	1.000	.667	1.5	0.2	1	2	1.1	
COLLINS, Snudda	26-18	26.0	.315	.279	.821	1.9	0.9	14	16	9.5		119-71	24.6	.320	.305	.706	1.9	0.6	70	57	7.7	
DAVIS, Marquesha	28-28	26.8	.453	.238	.696	4.8	1.2	40	16	13.8		113-55	18.3	.448	.246	.682	3.6	0.7	107	34	8.4	
DEANS, Kirsten	6-6	21.0	.390	.333	.762	3.8	3.8	8	1	9.3		114-81	27.3	.399	.362	.822	3.4	3.2	158	14	11.6	
EATON, Elauna	17-0	4.6	.250	.174	1.000	0.5	0.3	1	0	1.2		74-2	10.0	.308	.315	.885	0.9	0.2	14	2	2.7	
IGBOKWE, Rita	28-18	20.2	.504	.000	.373	5.9	0.4	24	48	4.9		141-70	18.8	.465	.000	.471	6.1	0.3	90	254	4.6	
NOEL, Mariyah	17-0	8.0	.444	.250	.600	1.1	0.5	4	4	1.9		17-0	8.0	.444	.250	.600	1.1	0.5	4	4	1.9	
RICHARDSON, Kharyssa	28-6	16.3	.449	.571	.691	3.1	0.5	17	15	6.0		56-33	18.8	.440	.364	.736	3.9	0.4	42	39	6.6	
SCOTT, Madison	27-26	30.5	.492	.222	.690	5.9	3.3	25	20	12.0		117-112	27.8	.504	.182	.671	7.0	2.0	124	103	10.7	
SINGLETON, Tyia	27-11	19.6	.437	.056	.815	5.6	0.8	15	21	4.2		147-84	18.5	.464	.163	.677	4.9	0.5	79	137	4.6	
STEPHENSON, Zakiya	25-4	11.1	.379	.357	.720	1.3	1.8	23	2	2.7		25-4	11.1	.379	.357	.720	1.3	1.8	23	2	2.7	
THOMPSON, Ayanna	24-1	8.0	.200	.250	.833	0.7	0.3	7	2	0.9		54-1	10.5	.333	.315	.824	1.2	0.3	9	4	2.1	
TODD-WILLIAMS, Kennedy	28-20	28.5	.369	.222	.763	4.7	2.3	34	16	9.6		117-90	27.9	.392	.297	.757	5.2	1.9	140	47	10.2	
YOUNG, J'Adore	7-0	6.8	.429	.000	.667	1.7	0.0	4	4	2.3		7-0	6.8	.429	.000	.667	1.7	0.0	4	4	2.3	

Scoring

Player	Season Statistics									Career Statistics								
	FG-FGA	FG%	3FG-3FGA	3FG%	FT-FTA	FT%	PTS	PTS/G		FG-FGA	FG%	3FG-3FGA	3FG%	FT-FTA	FT%	PTS	PTS/G	
AVLIJAS, Marija	12-27	.444	0-6	.000	7-18	.389	31	1.8		12-27	.444	0-6	.000	7-18	.389	31	1.8	
COLLINS, Rhema	2-8	.250	1-1	1.000	6-9	.667	11	1.1		2-8	.250	1-1	1.000	6-9	.667	11	1.1	
COLLINS, Snudda	81-257	.315	31-111	.279	55-67	.821	248	9.5		304-950	.320	173-567	.305	137-194	.706	918	7.7	
DAVIS, Marquesha	153-338	.453	10-42	.238	71-102	.696	387	13.8		363-811	.448	31-126	.246	191-280	.682	948	8.4	
DEANS, Kirsten	16-41	.390	8-24	.333	16-21	.762	56	9.3		430-1077	.399	171-472	.362	291-354	.822	1322	11.6	
EATON, Elauna	7-28	.250	4-23	.174	3-3	1.000	21	1.2		62-201	.308	52-165	.315	23-26	.885	199	2.7	
IGBOKWE, Rita	57-113	.504	0-0	.000	22-59	.373	136	4.9		270-581	.465	0-0	.000	114-242	.471	654	4.6	
NOEL, Mariyah	12-27	.444	2-8	.250	6-10	.600	32	1.9		12-27	.444	2-8	.250	6-10	.600	32	1.9	
RICHARDSON, Kharyssa	61-136	.449	8-14	.571	38-55	.691	168	6.0		140-318	.440	8-22	.364	81-110	.736	369	6.6	
SCOTT, Madison	117-238	.492	2-9	.222	87-126	.690	323	12.0		465-923	.504	2-11	.182	320-477	.671	1252	10.7	
SINGLETON, Tyia	45-103	.437	1-18	.056	22-27	.815	113	4.2		280-604	.464	8-49	.163	105-155	.677	673	4.6	
STEPHENSON, Zakiya	22-58	.379	5-14	.357	18-25	.720	67	2.7		22-58	.379	5-14	.357	18-25	.720	67	2.7	
THOMPSON, Ayanna	7-35	.200	2-8	.250	5-6	.833	21	0.9		42-126	.333	17-54	.315	14-17	.824	115	2.1	
TODD-WILLIAMS, Kennedy	92-249	.369	12-54	.222	74-97	.763	270	9.6		421-1073	.392	103-347	.297	252-333	.757	1197	10.2	
YOUNG, J'Adore	6-14	.429	0-1	.000	4-6	.667	16	2.3		6-14	.429	0-1	.000	4-6	.667	16	2.3	

Totals

Player	Season Statistics									Career Statistics								
	O-REB	D-REB	TOTAL	PF	FO	A	TO	A/TO		O-REB	D-REB	TOTAL	PF	FO	A	TO	A/TO	
AVLIJAS, Marija	5	5	10	15	0	10	14	0.7		5	5	10	15	0	10	14	0.7	
COLLINS, Rhema	6	9	15	7	0	2	4	0.5		6	9	15	7	0	2	4	0.5	
COLLINS, Snudda	9	40	49	66	3	24	42	0.6		58	174	232	239	4	75	124	0.6	
DAVIS, Marquesha	43	92	135	46	0	33	45	0.7		122	286	408	155	1	80	133	0.6	
DEANS, Kirsten	4	19	23	9	0	23	11	2.1		67	325	392	299	6	365	300	1.2	
EATON, Elauna	3	5	8	6	0	5	2	2.5		10	56	66	48	0	17	28	0.6	
IGBOKWE, Rita	76	89	165	56	2	10	42	0.2		367	498	865	369	13	39	183	0.2	
NOEL, Mariyah	6	12	18	12	1	8	9	0.9		6	12	18	12	1	8	9	0.9	
RICHARDSON, Kharyssa	20	68	88	44	0	14	41	0.3		74	145	219	117	0	21	78	0.3	
SCOTT, Madison	57	102	159	59	0	89	63	1.4		299	524	823	276	4	232	234	1.0	
SINGLETON, Tyia	60	90	150	52	1	21	49	0.4		306	413	719	368	14	71	245	0.3	
STEPHENSON, Zakiya	7	26	33	37	1	44	35	1.3		7	26	33	37	1	44	35	1.3	
THOMPSON, Ayanna	5	12	17	19	0	6	10	0.6		30	37	67	73	0	16	37	0.4	
TODD-WILLIAMS, Kennedy	53	79	132	48	0	64	47	1.4		205	407	612	246	2	221	219	1.0	
YOUNG, J'Adore	5	7	12	7	0	0	4	0.0		5	7	12	7	0	0	4	0.0	

THE LAST TIME

AN OLE MISS TEAM...

Scored 100+ points at home 104, vs. Alcorn State (Dec. 8, 2020)
 Scored 100+ points on the road 110, vs. Delaware State (Nov. 18, 2017, Neutral)
 Scored 100+ points and lost Never Happened
 Scored 110+ points 110, vs. Delaware State (Nov. 18, 2017, Neutral)
 Won an overtime game 75-71 (OT) vs. Mississippi State (Feb. 18, 2024)
 Lost an overtime game 77-76, at Auburn (Jan. 22, 2023)
 Won a double overtime game 78-75, vs. Florida (Jan. 7, 2018)
 Lost a double overtime game 64-57, at Hawai'i (Nov. 27, 2010)
 Played a triple overtime game W, 102-101 (3OT) at LSU (Feb. 7, 2010)
 Played a four-overtime game L, 81-86 vs. Arkansas State (Dec. 7, 2001)
 Won an NCAA Tournament game 54-49 vs. #1 Stanford (Mar. 19, 2023)
 Won a WNIT game 60-50, vs. UNI (Mar. 26, 2021)
 Won an SEC Tournament game 77-60 vs. Texas A&M (Mar. 3, 2023)
 Made 40+ field goals 40, vs. Alcorn State (Dec. 8, 2020)
 Made 50+ field goals 51, vs. Missouri-St. Louis (Jan. 10, 1983)
 Made 10+ three-point field goals 12, at Tennessee (Feb. 27, 2020)
 Had 20+ rebound margin 28, at at Florida (Feb. 15, 2024)
 Had 25+ rebound margin 28, at Florida (Feb. 15, 2024)
 Had 30+ rebound margin 34, vs. Savannah State (Dec. 8, 2018)
 Had 50+ rebounds 55, at Florida (Feb. 15, 2024)
 Had 60+ rebounds 62, vs. Savannah State (Dec. 8, 2018)
 Had 70+ rebounds 70, vs. Mississippi University for Women (Jan. 26, 1979)
 Had three players with 10+ rebounds Robertson (10), Lewis (10), Thomas (10) at Sam Houston State (Nov. 17, 2009)
 Attempted 30+ free throws 30, vs. Mississippi State (Feb. 18, 2024)
 Attempted 35+ free throws 39, vs. SEMO (Nov. 10, 2022)
 Attempted 40+ free throws 42, vs. Jackson State (Dec. 15, 2020)
 Attempted 45+ free throws 46, at Rice (Nov. 17, 2006)
 Attempted 50+ free throws 50, vs. Mississippi University for Women (Jan. 24, 1976)
 Made 25+ free throws 25, vs. Mississippi Valley State (Dec. 12, 2023)
 Made 30+ free throws 34, at UAB (Nov. 12, 2006)
 Made 35+ free throws 36, vs. Mississippi University for Women (Jan. 24, 1976)
 Had 25+ assists 26, vs. Alcorn State (Dec. 8, 2020)
 Had 30+ assists 31, vs. Winston-Salem State (Dec. 20, 2009)
 Had 35+ assists 35, vs. Mississippi State (Feb. 16, 1985)
 Had 25+ turnovers 25, at Florida (Feb. 15, 2024)
 Had 35+ turnovers 36, at No. 6 Kentucky (Feb. 2, 2012)
 Forced 25+ turnovers 26, at Florida (Feb. 15, 2024)
 Forced 30+ turnovers 30, vs. Sam Houston State (Nov. 26, 2019)
 Forced 35+ turnovers 40, vs. Mississippi Valley State (Dec. 28, 2016)
 Forced 45+ turnovers 46, vs. Mississippi Valley State (Nov. 16, 2014)
 Had 15+ steals 17, vs. Alcorn State (Dec. 30, 2023)
 Had 20+ steals 24, vs. Mississippi Valley (Dec. 28, 2016)
 Had 25+ steals 25, vs. Alabama (Mar. 1, 2007)
 Blocked 5+ shots 6, at Kentucky (Feb. 29, 2024)
 Blocked 10+ shots 10, vs. Auburn (Jan. 11, 2024)
 Scored 50 points or less 50, vs. Belmont (Nov. 11, 2021)
 Scored 40 points or less 40, at #1 South Carolina (Jan. 27, 2022)
 Scored 50 or fewer and won 48-43, vs. Florida (Feb. 28, 2018)
 Beat a ranked team 54-49, vs. #5 Stanford (March 19, 2023)
 Beat a ranked team on the road 76-73, at #24 Arkansas at Arkansas (Jan. 29, 2023)
 Kept every player on a team out of double figures vs. Alabama A&M (Nov. 28, 2022)
 Had all five starters score in double figures vs. Louisiana (Dec. 12, 2018)
 Had five+ players score in double figures 6, vs. Mississippi Valley State (Dec. 12, 2023)
 Had no players score in double figures vs. #6 Tennessee (Feb. 12, 2015)
 Overcame a 10-point+ halftime deficit to win 19, at Arkansas (Jan. 29, 2023)
 Overcame a 15-point+ halftime deficit to win 19, at Arkansas (Jan. 29, 2023)

AN OLE MISS PLAYER...

Scored 20+ points 20, Marquesha Davis, vs. Georgia (Feb. 22, 2024)
 Scored 30+ points 30, Deja Cage vs. Louisiana Tech (Nov. 23, 2019)
 Scored 40+ points 42, Bianca Thomas vs. LSU (Jan. 17, 2010)
 Attempted 15+ field goals 17, Marquesha Davis vs. Mississippi State (Feb. 18, 2024)
 Attempted 20+ field goals 21, Marquesha Davis at Florida (Feb. 15, 2024)
 Attempted 25+ field goals 25, Shakira Austin vs. Rice (Mar. 28, 2021)
 Recorded a double-double Kennedy Todd Williams, 17 points & 11 rebounds & Rita Igbokwe, 11 points & 14 rebounds vs. Mississippi State (Feb. 18, 2024)
 Recorded a triple-double Kayla Melson, 11 pts., 11 rbs. & 11 ast. vs. SE La. (Nov. 13, 2009)
 Had 10+ assists 10, Mimi Reid, vs. LSU (Jan. 4, 2021)
 Had 15+ assists 15, Kim Bullard vs. Middle Tennessee (Dec. 21, 1985)
 Had 5+ blocks 5, Rita Igbokwe, at at Alabama (Jan. 4, 2024)
 Had 8+ blocks 8, Rita Igbokwe at Arkansas-Pine Bluff (Dec. 21, 2023)
 Had 10+ blocks 10, Promise Taylor at #14 Texas A&M (Feb. 8, 2018)

Had 5+ steals 5, Angel Baker at Texas A&M (Jan. 8, 2023)
 Had 8+ steals 8, Valerie Nesbitt vs. Louisiana Tech (Nov. 23, 2019)
 Had 10+ steals 12, Armintie Price vs. Illinois (Dec. 2, 2006)
 Had 15+ rebounds Madison Scott, Tyja Singleton vs. Jacksonville (Dec. 14, 2022)
 Had 20+ rebounds 20, Armintie Price at Mississippi State (Jan. 26, 2006)
 Made 10+ field goals 10, Madison Scott at Florida (Feb. 15, 2024)
 Made 15+ field goals 17, Jennifer Gillom vs. Memphis (Dec. 10, 1985)
 Made 10+ free throws 11, Madison Scott vs. #7 LSU (Jan. 7, 2024)
 Made 15+ free throws 15, Tia Faleru at Kentucky (Feb. 13, 2014)
 Attempted 10+ free throws 13, Madison Scott vs. Mississippi State (Feb. 18, 2024)
 Attempted 15+ free throws 15, Shakira Austin at Florida (Jan. 6, 2022)
 Attempted 20+ free throws 23, Tia Faleru at Kentucky (Feb. 13, 2014)
 Made 25 straight free throws 47, Crystal Allen, 2018-19 season
 Made 45 straight free throws 47, Crystal Allen, 2018-19 season
 Made 5+ three-pointers 5, Snudda Collins, vs. Mississippi State (Jan. 26, 2023)
 Made 8+ three-pointers 9, Crystal Allen vs. North Florida (Dec. 28, 2018)
 Made 10+ three-pointers 10, Torri Lewis vs. New Orleans (Dec. 14, 2015)
 Attempted 10+ three-pointers 11, Snudda Collins vs. Mississippi State (Jan. 26, 2023)
 Attempted 15+ three-pointers 16, Crystal Allen at Vanderbilt (Jan. 24, 2019)
 Had 10+ offensive rebounds 11, Tia Faleru vs. Southern (Nov. 20, 2014)
 Had 10+ defensive rebounds 11, Madison Scott vs. Kentucky (Feb. 13, 2023)
 Had 20+ points and 20+ rebounds Armintie Price, 22 points & 20 rebounds at Miss. State (Jan. 26, 2006)
 Had a double-double in two straight games Madison Scott vs. Howard (Nov. 18, 2023), vs. Arizona (Nov. 19, 2023)
 Had a double-double in three straight games Madison Scott vs. Jacksonville, (Dec. 14, 2022), vs. McNeese State (Dec. 17, 2022), at Temple (Dec. 21, 2022)
 Had a double-double in four straight games Shakira Austin vs. #5 Texas A&M (Feb. 21, 2021), at #18 Arkansas (Feb. 19, 2021)
 at Alabama (Feb. 11, 2021), and vs. #14 Kentucky (Feb. 4, 2021)
 Had a double-double in five straight games Shakira Austin vs. #5 Texas A&M (Feb. 21, 2021), at #18 Arkansas (Feb. 19, 2021)
 at Alabama (Feb. 11, 2021), vs. #14 Kentucky (Feb. 4, 2021), and at LSU (Jan. 31, 2021)
 Had a double-double in seven straight games Armintie Price, Jan. 14-Feb. 8, 2007
 Had 10+ double-doubles in a season 11, Madison Scott 2022-23 Season
 Shot 100% from the floor (min. 5) Madison Scott (8-of-8) at Cincinnati (Dec. 5, 2021)
 Played 40 minutes Multiple Players vs. Mississippi State (Feb. 18, 2024)
 Played more than 40 minutes Multiple players vs. Mississippi State (Feb. 18, 2024)
 Fouled out Snudda Collins at Florida (Feb. 15, 2024)

AN OLE MISS OPPONENT...

Scored 100+ points 108, (Feb. 16, 2020 vs. #23 Arkansas)
 Scored 100+ points in Oxford 108, (Feb. 16, 2020 vs. #23 Arkansas)
 Made 40+ field goals 42, (Jan. 16, 2003 at Georgia)
 Made 10+ three-pointers 11, (Feb. 20, 2020 vs. #14 Kentucky)
 Had 50+ rebounds 50, (Feb. 7, 2022 vs. #14 LSU)
 Had 60+ rebounds 62, (Jan. 10, 2016 vs. Florida)
 Had 20+ rebounding margin 23, (Jan. 30, 2020, vs. #1 South Carolina)
 Had 25+ rebounding margin 33, (Jan. 9, 2020 vs. #23 Tennessee)
 Attempted 35+ free throws 36 (Nov. 29, 2023 vs. #22 Louisville)
 Made 30+ free throws 42, (Feb. 4, 2024 at #1 South Carolina)
 Had 25+ turnovers 26 (Feb. 15, 2024 at Florida)
 Had 20+ steals 22, (Jan. 29, 2015 at LSU)
 Had 30+ assists 33, (Jan. 16, 2003 at Georgia)
 Scored 50 points or less 45 (Feb. 29, 2024 at Kentucky)
 Scored 40 points or less 37 (Dec. 30, 2023 vs. Alcorn State)

AN OLE MISS OPPONENT'S PLAYER...

Scored 20+ points 26, Javyn Nicholson vs. Georgia (Feb. 22, 2024)
 Scored 30+ points 30, Jewel Spear vs. Tennessee (Jan. 28, 2024)
 Scored 40+ points 43, Nina Davis (Dec. 7, 2014 vs Baylor)
 Attempted 15+ field goals 22, Javyn Nicholson vs. Georgia (Feb. 22, 2024)
 Attempted 25+ field goals 25, Leilani Correira vs. Florida (Jan. 25, 2024)
 Made 10+ field goals 13, Javyn Nicholson vs. Georgia (Feb. 22, 2024)
 Made 8 + three-pointers 8, Chelsie Wiley (Dec. 20, 2008 at UCF)
 Made 10+ free throws 10, Leilani Correira, vs. Florida (Jan. 25, 2024)
 Had 15+ rebounds 20, Angel Reese at #5 LSU (Feb. 16, 2023)
 Had 20+ rebounds 20, Angel Reese at #5 LSU (Feb. 16, 2023)
 Had 10+ assists 10, Khayla Pointer vs. #14 LSU (Feb. 7, 2022)
 Had 8+ steals 8, Maurita Reid (Dec. 15, 2007 at Miami)
 Had 5+ blocks 5, Brea Cunningham vs. Arizona (Nov. 19, 2023)
 Had a double-double Lauren Ware, 20 points & 11 rebounds vs. Texas A&M (Feb. 8, 2024)
 Had a triple-double Khayla Pointer, 16 points, 11 rebounds, 10 assists (Feb. 7, 2022, vs. #14 LSU)

GAME HIGHS/LOWS

OLE MISS SEASON HIGHS

Category	Stat	Game
Points	91	vs. Queens (11-06-23)
Field Goals Made	34	2x, last vs. Tennessee (01-28-24)
Field Goal Attempts	72	at Kentucky (02-29-24)
Field Goal Percentage	.518 (29-56)	vs. Temple (11-15-23)
3 Pt Field Goals Made	6	3x, last at Southern Miss (12-02-23)
3 Pt Fg Attempts	22	vs. Howard (11-18-23)
3 Pt Fg Percentage	.462 (6-13)	vs. Temple (11-15-23)
Free Throws Made	25	vs. Mississippi Valley State (12-12-23)
Free Throw Attempts	35	2x, last vs. Mississippi Valley State (12-12-23)
Free Throw Percentage	.833 (10-12)	2x, last at Vanderbilt (02-01-24)
Rebounds	55	2x, last at Florida (02-15-24)
Assists	24	vs. Queens (11-06-23)
Steals	17	vs. Alcorn State (12-30-23)
Blocked Shots	14	vs. Mississippi Valley State (12-12-23)
Turnovers	25	at Florida (02-15-24)
Fouls	31	at #1 South Carolina (02-04-24)

OLE MISS SEASON LOWS

Category	Stat	Game
Points	53	vs. Texas A&M (02-08-24)
Field Goals Made	18	2x, last at Alabama (01-04-24)
Field Goal Attempts	47	vs. Alcorn State (12-30-23)
Field Goal Percentage	.310 (18-58)	at Alabama (01-04-24)
3 Pt Field Goals Made	0	2x, last at Florida (02-15-24)
3 Pt Fg Attempts	4	vs. Auburn (01-12-24)
3 Pt Fg Percentage	.000 (0-7)	2x, last at Florida (02-15-24)
Free Throws Made	4	at Georgia (01-21-24)
Free Throw Attempts	7	at Kentucky (02-29-24)
Free Throw Percentage	.333 (4-12)	at Georgia (01-21-24)
Rebounds	29	2x, last vs. Texas A&M (02-08-24)
Assists	3	at Vanderbilt (02-01-24)
Steals	3	vs. Howard (11-18-23)
Blocked Shots	2	at Missouri (02-26-24)
Turnovers	6	at Georgia (01-21-24)
Fouls	10	2x, last at South Alabama (12-18-23)

OPPONENT SEASON HIGHS

Category	Stat	Game
Points	85	at #1 South Carolina (02-04-24)
Field Goals Made	31	vs. #7 LSU (01-07-24)
Field Goal Attempts	71	vs. Mississippi State (02-18-24)
Field Goal Percentage	.500 (27-54)	at Mississippi State (01-14-24)
3 Pt Field Goals Made	9	at Florida (02-15-24)
3 Pt Fg Attempts	21	3x, last at Florida (02-15-24)
3 Pt Fg Percentage	.615 (8-13)	vs. #7 LSU (01-07-24)
Free Throws Made	27	at #1 South Carolina (02-04-24)
Free Throw Attempts	42	at #1 South Carolina (02-04-24)
Free Throw Percentage	.900 (9-10)	at Georgia (01-21-24)
Rebounds	46	vs. Oklahoma (11-09-23)
Assists	21	2x, last vs. Texas A&M (02-08-24)
Steals	12	vs. Texas A&M (02-08-24)
Blocked Shots	10	vs. Arizona (11-19-23)
Turnovers	26	at Florida (02-15-24)
Fouls	27	vs. Mississippi Valley State (12-12-23)

OPPONENT SEASON LOWS

Category	Stat	Game
Points	37	vs. Alcorn State (12-30-23)
Field Goals Made	14	vs. Alcorn State (12-30-23)
Field Goal Attempts	41	at Missouri (02-26-24)
Field Goal Percentage	.242 (15-62)	vs. Michigan (11-20-23)
3 Pt Field Goals Made	0	at Missouri (02-26-24)
3 Pt Fg Attempts	7	at Missouri (02-26-24)
3 Pt Fg Percentage	.176 (3-17)	vs. Arizona (11-19-23)
Free Throws Made	3	at South Alabama (12-18-23)
Free Throw Attempts	6	at South Alabama (12-18-23)
Rebounds	24	vs. Alcorn State (12-30-23)
Assists	6	3x, last at Missouri (02-26-24)
Steals	1	at Kentucky (02-29-24)
Blocked Shots	0	3x, last at Florida (02-15-24)
Turnovers	10	at #1 South Carolina (02-04-24)
Fouls	11	at Kentucky (02-29-24)

OLE MISS INDIVIDUAL HIGHS

Category	Stat	Game
Points	27	Madison Scott at Florida (02-15-24)
Field Goals Made	11	Marquesha Davis vs. Tennessee (01-28-24)
Field Goal Att.	22	vs. Tennessee (01-28-24)
Fg Pct (Min 5 Made)	.900 (9-10)	2x, last Kharyssa Richardson vs. Tennessee (01-28-24)
3-Point Fg Made	4	2x, last Snudda Collins at Missouri (02-26-24)
3-Point Fg Att.	8	2x, Snudda Collins last vs. Texas A&M (02-08-24)
3-Pt Fg Pct (2 Made)	1.000 (2-2)	2x, last Kharyssa Richardson vs. Tennessee (01-28-24)
Free Throws Made	11	Madison Scott vs. #7 LSU (01-07-24)
Free Throw Att.	14	Kennedy Todd-Williams vs. Florida (01-25-24)
Ft Pct (Min 3 Made)	1.000 (6-6)	7x, last Kennedy Todd-Williams at Missouri (02-26-24)
Rebounds	14	2x, last Rita Igbokwe vs. Mississippi State (02-18-24)
Assists	8	3x, last Kennedy Todd-Williams vs. Florida (01-25-24)
Steals	4	7x, last Marquesha Davis vs. Georgia (02-22-24)
Blocked Shots	8	Rita Igbokwe at UAPB (12-21-23)
Turnovers	7	Madison Scott vs. Auburn (01-12-24)
Fouls	5	Snudda Collins at Florida (02-15-24)

OPPONENT INDIVIDUAL HIGHS

Category	Stat	Game
Points	33	Leilani Correa vs. Florida (01-25-24)
Field Goals Made	13	Javyn Nicholson vs. Georgia (02-22-24)
Field Goal Att.	25	Leilani Correa vs. Florida (01-25-24)
Fg Pct (Min 5 Made)	.733 (11-15)	Jessika Carter at Mississippi State (01-14-24)
3-Point Fg Made	4	4x, last Iyana Moore at Vanderbilt (02-01-24)
3-Point Fg Att.	9	Tyanna Walker vs. Howard (11-18-23)
3-Pt Fg Pct (2 Made)	.750 (3-4)	Leilani Correa vs. Florida (01-25-24)
Free Throws Made	11	Laila Phelia vs. Michigan (11-20-23)
Free Throw Att.	13	Leilani Correa vs. Florida (01-25-24)
Ft Pct (Min 3 Made)	1.000 (8-8)	3x, last Dominique Davis at Southern Miss (12-02-23)
Rebounds	11	Lauren Ware vs. Texas A&M (02-08-24)
Assists	8	2x, Lauren Park-Lane vs. Mississippi State (02-18-24)
Steals	6	Jeriah Warren at Florida (02-15-24)
Blocked Shots	5	Breya Cunningham vs. Arizona (11-19-23)
Turnovers	7	2x, last Aliyah Matharu at Florida (02-15-24)
Fouls	5	3x, last Jessika Carter & Darrionne Rogers vs. MSU (02-18-24)

TAD SMITH COLISEUM RECORDS

INDIVIDUAL (OLE MISS)

Points:	39	Peggie Gillom	vs. Jackson State	12-12-77
FG att:	34	Peggie Gillom	vs. Jackson State	12-12-77
FG made:	18	Jennifer Gillom	vs. Tennessee	02-05-86
3-pt att:	22	Torri Lewis	vs. New Orleans	12-14-15
3-pt made:	10	Torri Lewis	vs. New Orleans	12-14-15
FT att:	18	Frankie Boyd	vs. Montana State	11-27-99
FT made:	14	Amber Watts	vs. Louisiana Tech	11-24-04
Rebounds:	20	Jennifer Gillom	vs. Vanderbilt	12-03-83
Assists:	15	Kim Bullard	vs. Middle Tennessee	12-19-85
	15	Maxine Tucker	vs. LSU	02-11-84
	15	Dana Fortenberry	vs. Alabama	02-21-83
Blocks:	7	Susan Byrd	vs. Southern	02-09-94
Steals:	12	Armintie Price	vs. Illinois	12-02-06

TEAM (OLE MISS)

Points:	112	vs. Arkansas-Pine Bluff	01-05-04
FG att:	101	vs. Tougaloo	12-03-75
FG made:	45	vs. Mississippi College	02-03-84
FG pct:	.631 (41-65)	vs. New Orleans	12-01-04
3-pt att:	38	vs. New Orleans	12-14-15
3-pt made:	16	vs. Auburn	02-21-99
3-pt pct:	.714 (5-7)	vs. South Carolina	01-18-07
FT att:	48	vs. Mississippi University for Women	01-26-79
FT made:	37	vs. Mississippi University for Women	01-26-79
	37	vs. Blue Mountain	11-28-78
FT pct:	1.000 (17-17)	vs. Mississippi State	01-19-03
Rebounds:	69	vs. Grambling State	12-16-04
Assists:	35	vs. Mississippi State	02-16--85
Blocks:	11	vs. Memphis	11-19-08
Steals:	28	vs. UALR	11-27-01

INDIVIDUAL (OPPONENT)

Points:	43	Nina Davis	Baylor	12-07-14
FG att:	32	Cindy Brogdon	Mercer	12-03-76
FG made:	16	D. Everett	Unifirst AAU	01-03-76
3-pt att:	18	Brittany Washington	Southern	11-20-15
3-pt made:	7	Dominique Washington	Arkansas	02-26-06
FT att:	19	Nina Davis	Baylor	12-07-14
Ft made:	15	Nina Davis	Baylor	12-07-14
Rebounds:	24	Diana Lyons	Southern Miss	12-10-77
Assists:	15	Temeka Johnson	LSU	01-17-02
Blocks:	7	Cladua Warren	Southeastern Louisiana	01-19-80
Steals:	7 (7x)	Toniesha Mack (last)	Grambling	12-03-11

TEAM (OPPONENT)

Points:	119	Tennessee	02-08-01
FG att:	91	Tugaloo	12-03-75
FG made:	37	LSU	01-01-12
FG pct:	.643 (27-42)	LSU	01-21-01
3-pt att:	38	Southeastern Louisiana	12-04-08
3-pt made:	16	Southeastern Louisiana	12-04-08
3-pt pct:	.750 (12-16)	Western Kentucky	03-14-01
	.750 (9-12)	Vanderbilt	01-03-10
FT att:	48	Mississippi University for Women	01-26-79
FT made:	37	Mississippi University for Women	01-26-79
	37	Blue Mountain	11-28-78
FT pct:	1.000 (12-12)	NC State	12-21-07
	1.000 (7-7)	Florida	01-08-04
	1.000 (8-8)	Florida	01-31-10
Rebounds:	61	Central Michigan	12-14-11
Assists:	27	Georgia	02-07-96
Blocks:	11	Tennessee	02-02-99
Steals:	18	Tulane	11-21-97

SJB PAVILION RECORDS

INDIVIDUAL (OLE MISS)

Points:	34	Crystal Allen	vs. North Florida	12-28-19
FG att:	25	Madinah Muhammad	vs. Arkansas State	12-02-17
FG made:	12	Taylor Manuel	vs. Grambling State	03-16-17
3-pt att:	15	Crystal Allen	vs. North Florida	12-28-19
3-pt made:	9	Crystal Allen	vs. North Florida	12-28-19
FT att:	16	Shakira Austin	vs. Jackson State	12-15-20
	16	Alissa Alston	vs. Middle Tennessee	11-29-17
FT made:	14	Alissa Alston	vs. Middle Tennessee	11-29-17
Rebounds:	16	Madison Scott	vs. Jacksonville	12-14-23
Assists:	11	Mimi Reid	vs. Louisiana	12-12-18
Blocks:	8	Dominique Banks	vs. Georgia Southern	12-16-19
Steals:	8	Valerie Nesbitt	vs. Louisiana Tech	11-23-19

TEAM (OLE MISS)

Points:	104	vs. Alcorn State	12-08-20
FG att:	81	vs. Florida	01-07-18
FG made:	40	vs. Alcorn State	12-08-20
FG pct:	.615 (40-65)	vs. Alcorn State	12-08-20
3-pt att:	35	vs. Florida	01-07-18
3-pt made:	15	vs. Alabama	02-11-18
3-pt pct:	.600 (12-20)	vs. Alabama State	12-28-19
FT att:	42	vs. Jackson State	12-15-20
FT made:	30	vs. Jackson State	12-15-20
FT pct:	.923 (11-13)	vs. Belmont	11-11-21
Rebounds:	62	vs. Savannah State	12-08-18
Assists:	26	vs. Alcorn State	12-08-20
Blocks:	14	vs. Mississippi Valley State	12-12-23
Steals:	24	vs. Mississippi Valley State	12-18-16

INDIVIDUAL (OPPONENT)

Points:	33	Leilani Correa	Florida	01-25-24
FG att:	26	Rhyne Howard	Kentucky	02-04-21
FG made:	13	Caliya Robinson	Georgia	02-19-18
	13	Javyn Nicholson	Georgia	02-22-24
3-pt att:	15	Amanda Mendoza	Troy	11-21-17
3-pt made:	6	Amanda Mendoza	Troy	11-21-17
FT att:	17	Chennedy Carter	Texas A&M	02-02-19
FT made:	17	Chennedy Carter	Texas A&M	02-02-19
Rebounds:	18	Teaira McCowan	Mississippi State	02-12-17
Assists:	12	Khayla Pointer	LSU	01-04-21
Blocks:	6	Tamari Key	Tennessee	01-09-20
Steals:	6	Aaliyah Wilson	Texas A&M	02-21-21
	6	Carrie Shephard	Southeast Missouri	12-14-19

TEAM (OPPONENT)

Points:	108	Arkansas	02-16-20
FG att:	93	Troy	11-21-17
FG made:	38	Arkansas	02-16-20
FG pct:	.644 (38-59)	Arkansas	02-16-20
3-pt att:	36	Troy	11-21-17
3-pt made:	12	Missouri	01-18-18
	12	Troy	11-21-17
	12	Arkansas	01-06-19
3-pt pct:	.750 (3-4)	Auburn	02-11-16
FT att:	40	LSU	02-09-17
FT made:	28	LSU	02-09-17
FT pct:	.929 (13-14)	Kentucky	02-20-20
Rebounds:	62	Florida	01-10-16
Assists:	25	Tennessee	03-03-19
Blocks:	8	Mississippi State	02-21-16
Steals:	16	South Carolina	02-25-16

GAME 5 • vs. ARIZONA (W, 56-47)

Arizona - 47

Record: 5-1

NO. Name	Min	FG		3P	FT	Rebounds		Fouls	TP	AS	TO	ST	Blocks	+/-	Shooting By Period			
		M/A	M/A	M/A	M/A	OR	DR	TOT	PF	FD	BS	BA						
12 Esmerly Martinez	F 33:18	3-11	1-1	1-5	0-0	2	4	6	3	1	7	3	3	2	0	-6	1 st FG% 5-17 29.4%	
23 Maya Njaji	F 27:49	5-12	0-1	0-0	0-0	3	4	7	3	4	12	2	3	1	2	1	9	3PT% 0-4 0.0%
25 Breya Cunningham	F 18:43	3-6	0-0	0-0	0-0	6	2	8	2	0	6	1	2	1	5	0	0	FT% 1-2 50%
13 Helena Pueyo	G 38:24	2-4	2-2	1-2	0-0	0	4	4	2	2	7	3	1	1	1	0	-9	2 nd FG% 5-15 33.3%
15 Kalyin Gilbert	G 30:43	1-11	0-4	0-0	0-0	0	3	3	1	3	2	2	2	0	0	1	-18	3PT% 1-4 25.0%
24 Sali Kourouma	23:11	3-9	0-1	3-4	1	2	3	1	2	9	1	1	1	1	1	2	-7	FT% 3-4 75%
2 Jada Williams	06:29	0-1	0-1	0-0	0-0	0	0	0	1	1	0	1	1	0	0	0	1	GM FG% 19-59 32.2%
33 Isis Behi	11:59	2-3	0-0	0-0	0-0	1	2	3	5	0	4	1	1	0	1	0	-5	3PT% 3-17 17.6%
1 Courtney Blakely	09:24	0-2	0-1	0-0	0-0	0	2	2	2	0	0	1	1	1	0	0	-10	FT% 6-8 75.0%
Team						1	3	4		0	3							
Totals		19-59	3-17	6-8	14	26	40	20	13	47	14	18	7	10	6	-9		
Technical Fouls: NONE																		

Oie Miss - 56

Record: 4-1

NO. Name	Min	FG		3P	FT	Rebounds		Fouls	TP	AS	TO	ST	Blocks	+/-	Shooting By Period			
		M/A	M/A	M/A	M/A	OR	DR	TOT	PF	FD	BS	BA						
2 Marqueta Davis	F 23:47	7-11	1-1	1-3	2	4	6	1	3	17	0	2	2	2	0	0	-4	1 st FG% 3-15 20.0%
24 Madison Scott	F 35:35	3-6	0-0	0-0	4-6	7	4	11	4	1	3	2	2	0	1	1	9	3PT% 0-3 0.0%
20 Ayarsha Richardson	F 17:56	2-6	0-1	1-2	0	0	3	3	0	3	5	1	3	0	0	1	4	2 nd FG% 3-11 27.3%
1 Kirsten Deans	G 25:43	4-9	0-2	5-7	0	2	2	1	6	13	2	1	2	0	0	0	-1	3PT% 1-2 50%
3 Kennedy Todd-Williams	G 30:25	3-9	0-3	1-1	1	6	7	1	1	7	1	2	2	0	2	6	7	FT% 3-4 75%
5 Snudda Collins	20:13	1-7	0-2	0-0	1	3	4	2	0	0	0	2	0	0	0	0	-4	3PT% 10-17 58.8%
12 Marja Avails	01:35	0-0	0-0	0-0	0	0	0	1	0	0	0	1	0	0	0	0	-4	1 st FG% 12 50.0%
22 Tashigbwa	03:25	1-3	0-0	0-0	2	5	7	0	0	0	1	1	1	2	0	2	0	FT% 4-5 80.0%
20 Ayarsha Thompson	02:20	0-1	0-0	0-0	0	0	1	0	0	0	0	0	0	0	0	0	0	2 nd FG% 5-14 35.7%
22 Tyia Singleton	16:31	0-5	0-2	0-0	0	1	1	1	1	0	0	0	1	0	1	0	-11	FT% 5-10 50.0%
Team						2	1	3	0	0	0							
Totals		21-57	3-11	13-21	16	26	42	13	20	56	7	15	7	6	0	9		
Technical Fouls: NONE																		

Shooting By Period

1st FG% 3-15 20.0%

3PT% 0-3 0.0%

FT% 4-5 80.0%

2nd FG% 3-11 27.3%

3PT% 1-2 50%

FT% 4-5 80.0%

3rd FG% 10-17 58.8%

1st FG% 12 50.0%

FT% 4-5 80.0%

2nd FG% 5-14 35.7%

FT% 5-10 50.0%

GM FG% 21-57 36.8%

3PT% 13-21 61.9%

FT% 11-11 91.9%

Ole Miss - 56														
Record: 4-1														
NO.	Name	Min	FG	3P	FT	Rebounds	Fouls	TP	AS	TO	ST	Blocks	+/-	
			M.A.	M.A.	M.A.	OR DR TOT	PF FD					BS BA		
2	Marquesha Davis	F 23:47	7-11	1-1	2-3	2 4 6	1 3	17	0	2	2	2 0	14	
24	Madison Scott	F 35:35	3-6	0-0	4-6	7 4 11	4 4	10	3	2	0	1 1	9	
33	Kharyssa Richardson	F 17:58	2-6	0-1	1-2	0 3 3	0 3	5	1	3	0	0 1	4	
1	Kristen Deans	G 25:43	4-9	0-2	5-7	0 2 2	1 6	13	2	1	2	0 0	6	
3	Kennedy Todd-Williams	G 30:25	3-9	0-3	1-1	1 6 7	1 2	7	1	2	2	0 2	7	
5	Snudda Collins	20:13	1-7	0-2	0-0	1 3 4	2 0	2	0	2	0	0 4	10	
12	Marjia Aviljas	01:35	0-0	0-0	0-0	0 0 0	1 0	0	0	1	0	0 0	-4	
32	Rita Igboke	25:53	1-3	0-0	0-2	3 2 5	2 1	2	0	1	1	2 2	10	
20	Ayanra Thompson	02:20	0-1	0-0	0-0	0 0 0	0 0	0	0	0	0	0 0	0	
22	Tyla Singleton	16:31	0-5	0-2	0-0	0 1 1	1 0	0	0	1	0	1 0	-11	
Team						2 1 3				0				
Totals			21-57	1-11	13-21	16 26 42	13 20	56	7	15	7	6 10	9	
Technical Fouls: NONE														

Shooting By Period														
1 st FG%	3-15	20.0%	3PT%	0-3	0.0%	FT%	1-2	50%	2 nd FG%	3-11	27.3%	3PT%	0-2	0.0%
3 rd FG%	10-17	58.8%	3PT%	1-2	50.0%	FT%	4-5	80%	4 th FG%	5-14	35.7%	3PT%	0-4	0.0%
FT%	5-10	50%	GM FG%	21-57	36.8%	3PT%	1-11	9.1%	FT%	13-21	61.9%			
Dead Ball Rebounds: 2.0														

		ARZ	OLE
Biggest lead	11 (2 nd 4:13)	10 (4 th 1:42)	
Best Scoring Run	5 (2 nd 6:02)	13 (3 rd 4:34)	
Lead Changes	1		
Times Tied	1		
Time with Lead	22:19	16:56	

		ARZ	OLE
Points from Turnovers	6	17	
Paint	26	32	
Second Chance	0	1	
Fast Breaks	8	12	
Bench	13	4	

		ARZ	OLE
Period by Period Scoring	1st 2nd 3rd 4th TOT	11 11 11 14 47	
1st 2nd 3rd 4th TOT		7 9 25 15 56	



GAME 6 • vs. MICHIGAN (W, 60-49)

Michigan - 49														
Record: 4-1														
NO. Name	Min	FG	3P	FT	Rebounds	Fouls	TP	AS	TO	ST	Blocks	+/-	Shooting By Period	
		M.A.	M.A.	M.A.	OR DR TOT	PF FD					BS BA			
33 Taylor Williams	F 22:18	2-9	0-0	1-2	2 2 4	1 2	5	0	2	1	0	2	-7	1 st FG% 2-15 13.3%
44 Cameron Williams	F 25:48	2-5	0-0	1-2	4 4 8	3 2	5	0	1	0	0	0	-4	3PT% 2-4 50.0%
1 Lauren Hansen	G 29:07	1-9	0-4	0-0	0 1 1	1 1	2	0	0	0	0	0	-23	FT% 5-6 83.3%
5 Laila Phelia	G 38:09	4-18	2-8	11-12	2 1 3	1 5	21	2	2	0	1	2	-7	2 nd FG% 2-12 16.7%
10 Jordan Hobbs	G 30:43	2-9	2-5	0-0	1 2 3	1 2	6	3	2	0	0	0	-7	3PT% 0-3 0.0
32 Chyria Evans	11:55	0-2	0-0	0-0	2 0 2	1 0	0	1	0	1	0	0	-7	FT% 4-4 100%
0 Elissa Brett	15:13	2-5	2-3	0-0	1 3 4	2 3	6	1	2	0	0	0	3	3 rd FG% 3-17 17.6%
30 Elise Stuck	06:02	0-1	0-0	0-0	0 1 1	3 0	0	0	0	0	0	0	-12	4 th FG% 8-18 44.4%
20 Alyssa Crockett	13:54	2-3	0-1	0-0	1 1 2	0 0	4	0	2	1	1	0	6	3PT% 1-7 14.3%
11 Greta Kampshroeder	02:44	0-1	0-0	0-0	0 1 1	0 0	0	0	0	0	0	0	1	FT% 4-4 100%
21 Taylor Woodson	01:07	0-0	0-0	0-0	0 0 0	0 0	0	0	0	0	0	0	2	3PT% 3-7 42.9%
Team					4 2 6	0	0	0	0	0	0	0	0	FT% 15-62 24.2%
Totals		15-62	6-21	13-16	17 18 35	13 15	49	7	11	3	2 5	-11		3PT% 9-21 28.6%
Technical Fouls: NONE														

Ole Miss - 50														
Record: 5-1														
NO. Name	Min	FG	3P	FT	Rebounds	Fouls	TP	AS	TO	ST	Blocks	+/-	Shooting By Period	
		M.A.	M.A.	M.A.	OR DR TOT	PF FD					BS BA			
2 Marquasha Davis	F 18:55	4-7	1-1	0-0	0 3 3	3 1	9	1	1	0	0	0	-4	1 st FG% 8-15 53.3%
4 Madison Scott	F 29:29	4-6	0-0	2-4	1 6 7	3 4	10	1	0	1	1	0	-1	3PT% 0-1 0.0
33 Elissa Richardson	F 25:52	0-1	0-0	4-6	1 6 7	2 4	9	0	1	1	1	0	-3	FT% 7-8 87.5%
1 Kristian Deans	G 05:05	1-2	0-0	0-0	0 1 1	0 0	2	0	0	0	0	0	-2	3PT% 0-1 0.0
3 Kennedy Todd-Williams	G 26:44	4-7	0-0	0-0	0 4 4	2 0	8	0	2	0	0	0	-11	2 nd FG% 7-12 58.3%
5 Shunda Collins	25:46	3-10	1-3	2-2	2 1 3	1 2	9	1	1	0	1	1	6	3 rd FG% 1-7 14.3%
12 Marja Ayars	27:37	5-10	0-2	1-2	0 1 1	0 1	11	3	2	2	1	0	-5	3PT% 0-1 0.0
22 Tyia Singleton	16:12	1-1	0-0	1-1	3 1 4	1 3	1	0	0	0	0	0	-1	FT% 7-8 87.5%
32 Rita Igbojwe	14:54	0-0	0-0	0-0	1 3 4	2 2	0	0	3	0	2	0	-4	4 th FG% 4-9 44.4%
20 Ayanna Thompson	09:38	1-4	0-0	0-0	0 0 0	1 0	2	0	2	0	0	0	-10	3PT% 2-3 66.7%
31 Zayaira Stephenson	06:40	1-2	0-1	0-0	0 0 0	1 0	2	0	1	0	0	0	-4	FT% 2-2 100%
23 Eliana Elmer	01:28	0-0	0-0	0-0	0 0 0	0 0	0	0	0	0	0	0	-0	GM FG% 24-52 46.2%
Team					7 7 14	0	0	0	0	0	0	0	0	3PT% 3-7 42.9%
Totals		24-52	7-17	10-14	10 30 40	15 13	60	7	16	4	5	2	-11	FT% 14-14 100%
Technical Fouls: NONE														

Dead Ball Rebounds: 2.0														
MIC	OLE	Rebounds	1 st	2 nd	3 rd	4 th								

		MIC	OLE
Biggest lead	0 (1 st 10:00)	20 (4 th 6:42)	
Best Scoring Run	7 (4 th 0:22)	9 (3 rd 1:10)	
Lead Changes	2		
Times Tied	0		
Time with Lead	00:00	36:53	

		MIC	OLE
Points from Turnovers	16	12	
Paint	14	35	
Second Chance	21	9	
Fast Breaks	0	9	
Bench	10	27	

		MIC	OLE
Period by Period Scoring	1st 2nd 3rd 4th TOT	11 8 11 19 49	
1st 2nd 3rd 4th TOT		16 11 21 12 60	



GAME 7 • LITTLE ROCK (W, 58-45)

Little Rock - 45														
Record: 0-5														
NO. Name	Min	FG M-A	3P M-A	3P FT	Rebounds OR DR TOT	Fouls PF FD	TP	AS	TO	ST	Blocks BS BA	+/-	Shooting By Period	
0 Lailani Wimbish-Gay	F 30:38	3-10	0-3	2-2	1 5 6	4 1	8	3	2	3	0 0	-4	1 st FG% 2-11 18.2%	
11 Faith Lee	F 35:03	7-18	0-0	2-2	0 2 2	0 3	16	3	4	0	0 2	-5	3PT% 0-1 0.0%	
14 Trinity Hudson	F 04:17	0-0	0-0	0-0	0 0 0	0 1	0	0	0	2	1 0	-10	FT% 1-2 50%	
2 Jalayah Harris-Smith	G 37:32	1-5	0-2	0-0	0 2 2	3 1	2	5	4	1	0 0	-11	2 nd FG% 4-11 36.4%	
3 Jayla Brooks	G 36:17	4-11	1-3	1-2	3 2 5	4 3	10	1	2	1	0 1	-5	3PT% 0-1 0.0%	
22 Mesi Triplett	37:00	4-9	0-0	1-1	0 3 3	4 2	9	0	1	1	1 1	-9	2 nd FT% 0-2 0.0%	
4 Sha'Nequa Henry	14:38	0-0	0-0	0-0	0 0 1	1 1	0	0	0	1	0 0	-9	3 rd FG% 7-14 50.0%	
10 Lamariyee Williams	04:35	0-0	0-0	0-0	1 0 1	0 0	0	0	0	0	0 0	-12	3PT% 0-3 0.0%	
Team						0 6 6			0				FT% 2-2 100%	
Totals		19-53	1-8	6-7	5 21 26	19 10	45	12	15	8	2 4	-13	4 th FG% 6-17 35.3%	
Technical Fouls: NONE														

Ole Miss - 58														
Record: 6-1														
NO. Name	Min	FG M-A	3P M-A	3P FT	Rebounds OR DR TOT	Fouls PF FD	TP	AS	TO	ST	Blocks BS BA	+/-	Shooting By Period	
2 Marquessa Davis	F 25:52	3-7	0-0	5-8	1 5 6	1 5 11	1	2	1	0	0 0	7	1 st FG% 3-13 23.1%	
24 Madison Scott	F 25:32	3-3	0-0	3-4	1 1 2	1 3 4	9	2	4	1	0 1	0	3PT% 0-2 0.0%	
3 Kharyssa Richardson	F 16:13	0-4	0-0	0-0	0 3 3	1 2 10	2	1	2	1	0 0	13	FT% 5-6 83.3%	
3 Kharyssa Todd-Williams	G 22:59	0-5	0-1	2-2	0 2 2	2 2 4	2	0	0	0	0 0	2	2 nd FG% 1-13 7.7%	
12 Marla Jarvis	G 10:08	0-1	0-1	1-1	2 0 2	0 1 7	0	3	1	0	0 0	0	3PT% 0-1 0.0%	
21 Zakarya Stephenson	L 18:38	0-2	0-0	4-4	0 3 3	0 3 4	4	0	0	0	0 0	0	FT% 0-0 0.0%	
22 Tyia Singleton	L 18:56	2-6	1-2	2-2	3 6 9	0 1 7	2	0	0	0	0 1	15	3 rd FG% 3-11 27.3%	
5 Snrudda Collins	25:25	4-7	2-4	1-2	4 4 4	2 1 11	1	2	2	0	0 0	11	3PT% 0-1 0.0%	
23 Elauna Eaton	08:13	1-2	1-2	0-0	0 0 0	0 0 0	3	0	0	0	0 0	0	FT% 6-9 66.7%	
3 Rita Igboke	L 13:41	1-3	0-0	0-0	2 1 3	2 1 2	0	0	0	0	1 1	0	4 th FG% 1-11 9.1%	
11 Ayanna Thompson	11:21	0-2	0-0	2-2	0 2 2	0 0 2	0	0	0	0	0 0	3	3PT% 1-2 50.0%	
13 Marjah Noel	02:20	0-1	0-1	0-0	0 0 0	0 0 0	1	0	1	0	0 0	1	FT% 7-8 87.5%	
Team						1 5 6			0				GM FG% 18-48 37.5%	
Totals		18-48	4-11	18-23	10 30 40	10 19	58	10	14	4	2 13		3PT% 4-11 36.4%	
Technical Fouls: NONE														

Deal Ball By Period														
FT% 18-23 78.3%														

GAME 13 • ALCORN STATE (W, 76-37)

Alcorn - 37		Record: 2-9													
NO.	Name	Min	FG M-A	3P M-A	FT M-A	Rebounds OR DR TOT	Fouls PF FO	TP	AS	TO	ST	Blocks BS BA	+/-		
2	Nakia Cheatham	F 31:47	4-10	2-4	0-1	0 7 7	3 1 10	0	5	4	0	0 1	-39		
14	Arenia Iyekiakpolo	F 17:30	0-5	0-2	0-0	0 1 1	2 0 3	1	1	1	0	0 1	-14		
25	Tyngnae Wright	F 30:47	2-9	1-5	0-0	0 3 3	3 0 5	1	3	1	0	0	-36		
3	Nia McCalphia	G 16:49	0-0	0-0	0-0	0 1 1	1 1 0	0	5	0	0	0	-24		
11	ZyNyia White	G 25:30	5-11	0-1	3-4	2 2 4	4 3 13	0	2	0	0	0	-24		
21	Akryale Ford	16:36	0-1	0-0	0-0	0 2 2	4 0 0	0	1	0	0	0	-18		
4	Kailyn Watkins	17:40	1-2	0-0	1-2	0 0 0	3 3 3	0	1	0	0	1	-10		
12	Ashanti Backus	23:11	2-5	1-2	0-1	0 0 0	1 2 5	1	2	0	0	0	-15		
20	Kiarra Henderson	20:10	0-3	0-0	1-2	2 1 3	1 2 1	1	3	2	2	0	-15		
Team						2 1 3	0	0							
Totals			14-46	4-14	5-10	6 18 24	22 12	37	6	22	7	0 3	-39		

Technical Fouls:NONE

Shooting By Period	
1 st FG%	4-12 33.3%
3PT%	1-4 25.0%
FT%	0-1 0%
2 nd FG%	5-10 50.0%
3PT%	2-3 66.7%
FT%	0-0 0%
3 rd FG%	1-9 11.1%
3PT%	0-3 0.0%
FT%	2-4 50%
4 th FG%	4-15 26.7%
3PT%	1-4 25.0%
FT%	3-5 60%
GM FG%	14-46 30.4%
3PT%	4-14 28.6%
FT%	5-10 50.0%

Dead Ball Rebounds: 10

Ole Miss - 76			Record: 10-3														
NO.	Name	Min	FG M-A	3P M-A	FT M-A	Rebounds OR DR TOT	Fouls PF FO	TP	AS	TO	ST	Blocks BS BA	+/-	Shooting By Period			
2	Marquesha Davis	F 14:45	1-6	0-1	2-2	0 4 4	1 2 4	0	2	2	0	0	14	1st FTM	6-13	46.2%	
5	Snudda Collins	F 15:57	2-7	2-6	0-0	0 0 0	1 0 6	3	1	0	0	0	19	1st FTM	8-13	61.5%	
22	Tyia Singleton	F 14:55	2-2	0-0	2-2	2 2 4	0 1 6	2	3	1	0	0	11	2nd FTM	8-14	57.1%	
24	Madison Scott	F 23:17	4-4	0-0	3-4	1 5 6	0 2 11	3	1	0	1	0	24	3PTM	1-3	33.3%	
32	Rita Igbokwe	F 18:53	4-5	0-0	0-1	0 2 2	3 2 8	0	1	3	0	0	14	3PTM	2-4	50%	
3	Kennedy Todd-Williams	19:04	1-2	0-1	8-9	2 0 2	0 6 10	2	2	4	1	0	30	3rd FTM	5-12	41.7%	
33	Kharyssa Richardson	21:46	3-8	1-2	3-4	0 3 3	2 4 10	0	1	4	0	0	22	3PTM	0-2	0%	
13	Mariyah Noel	24:39	3-5	1-1	0-0	0 5 5	1 0 7	4	1	0	0	0	22	3PTM	3-4	75%	
20	Ayanna Thompson	09:50	0-1	0-1	0-0	1 1 2	0 0 0	0	0	1	0	0	14	4th FTM	8-8	100%	
12	Marja Avijas	12:46	1-1	0-0	1-3	0 0 0	0 2 3	1	0	0	0	0	2	3PTM	1-2	50.0%	
10	J'Adore Young	07:25	1-2	0-0	0-0	0 1 1	1 0 2	0	1	1	1	0	7	3PTM	13-16	81.3%	
23	Elauana Eaton	07:41	2-4	1-3	1-1	0 0 0	0 1 6	0	0	0	0	0	5	GM FGM	24-47	51.1%	
35	Rhema Collins	06:38	0-0	0-0	3-4	2 2 4	0 2 3	0	0	0	0	0	6	3PTM	15-15	100%	
21	Zakiya Stephenson	04:29	0-0	0-0	0-0	0 2 2	3 0 0	0	0	3	1	0	0	5	3PTM	5-15	33.3%
														23-30		76.7%	
														Died Ball Rebounds: 3			
Totals		24-47	5-15	23-30	9 29 38	12 22 76	15 16 17	3	0	3	0	3	39				

Technical Fouls:NONE

		ALC	UM
Biggest lead	0 (1 st 10:00) 41 (4 th 0:42)		
Best Scoring Run	5 (1 st 1:29) 10 (3 rd 8:46)		
Lead Changes	0		
Times Tied	0		
Time with Lead	00:00 39:12		

Points from		ALC	UM
Turnovers	7 22		
Paint	14 30		
Second Chance	6 11		
Fast Breaks	2 8		
Bench	9 41		

Period by Period Scoring	
1st	12 4 12 37
2nd	9 12 4 12 37
3rd	UM 20 19 13 24 76
4th	UM 20 19 13 24 76

Dead Ball Rebounds: 3

GAME 14 • at ALABAMA (W, 55-45)

Ole Miss - 55		Record: 11-3 (1-0)													
NO.	Name	Min	FG M-A	3P M-A	FT M-A	Rebounds OR DR TOT	Fouls PF FO	TP	AS	TO	ST	Blocks BS BA	+/-	Shooting By Period	
2	Marquesha Davis	F 25:51	4-11	0-1	0-0	1 3 4	2 1 8	2	1	3	2	2	6	1 st FG	4-17 23.5%
5	Snudda Collins	F 30:57	1-11	0-1	3-4	0 3 3	5 2 6	0	2	1	1	1	1	3 rd FG	0-4 0.0%
22	Tyia Singleton	F 27:53	1-4	0-1	2-2	6 3 9	1 2 4	1	1	1	1	0	4	2 nd FG	7-14 50.0%
24	Madison Scott	F 37:23	3-13	0-2	6-6	2 2 4	3 3 12	5	3	1	1	1	13	3 rd FG	0-0 0.0%
32	Rita Igbokwe	F 30:46	3-7	0-0	2-4	4 6 10	0 3 8	1	0	2	5	1	4	FT	2-2 100%
3	Kennedy Todd-Williams	28:43	2-7	0-1	6-6	3 4 7	3 3 10	0	5	1	0	0	8	3 rd FG	2-11 18.2%
33	Kharyssa Richardson	12:13	3-4	0-1	0-2	0 4 4	2 1 6	0	0	0	2	0	11	3 rd FG	0-1 0.0%
13	Mariyah Noel	04:49	1-1	0-0	0-0	0 0 0	0 0 0	0	0	0	0	0	3	FT	6-8 75%
20	Ayanna Thompson	01:25	0-0	0-0	0-0	0 0 0	0 0 0	0	0	0	0	0	0	1 st FG	5-13 38.5%
Team						1 2 3	0	0	1					3 rd FG	2-2 0.0%
Totals			18-58	0-7	19-24	17 27 44	16 15	55	9	13	9	12	5	FT	8-8 100%

Technical Fouls:NONE

Shooting By Period	
1 st FG%	4-17 23.5%
3PT%	0-4 0.0%
FT%	3-4 75%
2 nd FG%	7-14 50.0%
3PT%	0-0 0.0%
FT%	2-2 100%
3 rd FG%	2-11 18.2%
3PT%	0-1 0.0%
FT%	6-8 75%
4 th FG%	5-16 31.3%
3PT%	0-2 0.0%
FT%	8-8 100%
GM FG%	18-58 31.0%
3PT%	0-7 0.0%
FT%	19-24 79.2%

Dead Ball Rebounds: 20

Alabama - 45		Record: 13-3 (5-1)														Shooting By Period	
NO.	Name	Min	FG M-A	3P M-A	FT M-A	Rebounds OR DR TOT	Fouls PF FO	TP	AS	TO	ST	Blocks BS BA	+/-	1 st	2 nd		
21	Essence Cody	F 16:20	1-3	0-1	4-6	1 3 4	5 4 6	1	2	1	2	0	5	1 st	FG%: 33.3		
0	Loyal McQueen	G 40:00	2-13	1-3	0-0	0 3 3	0 1 5	4	0	0	0	3	-10	FG%: 0-0			
3	Sarah Ashlee Barker	G 35:08	6-18	2-6	1-1	3 5 8	4 5 15	1	5	2	1	3	-7	2 nd FG%: 31.2			
23	Jessica Timmons	G 32:21	4-9	2-2	0-0	1 7 8	1 0 10	4	3	0	0	1	4	3 rd FG%: 0-0			
32	Aashyah Nye	G 28:54	0-4	0-1	0-0	0 2 2	0 0 0	0	2	3	0	0	-3	FG%: 2.5			
13	JeAnna Cunningham	18:57	3-4	0-0	3-5	1 2 3	2 4 9	0	0	0	2	1	-10	3 rd FG%: 33.3			
22	Karly Weathers	12:40	0-2	0-1	0-0	1 1 2	1 1 0	0	0	1	1	0	-1	3 rd FG%: 2.5			
51	De'Janae Williams	08:14	0-2	0-1	0-0	1 1 2	1 0 0	0	2	1	0	0	-13	FG%: 2-11			
31	Naomi Jones	04:42	0-0	0-0	0-2	1 0 1	1 1 0	0	1	0	0	0	-5	4 th FG%: 5-11			
42	Meq Newman	02:44	0-0	0-0	0-0	0 0 0	0 0 0	0	0	0	0	0	-4	3 rd FG%: 2-4			
Team						6 2 8	0	0	1					FG%: 3-5			
Totals			16-55	5-15	8-14	15 26 41	15 16	45	12	16	8	5	12	-10	GMFG%: 16-55		

Technical Fouls:NONE

Shooting By Period	
1 st FG%	3-17 17.6%
3PT%	1-4 25.0%
FT%	0-2 0%
2 nd FG%	3-12 25.0%
3PT%	0-2 0.0%
FT%	5-6 83%
3 rd FG%	5-15 33.3%
3PT%	5-10 50%
FT%	3-5 60%
4 th FG%	5-11 45.5%
3PT%	2-4 50.0%
FT%	3-5 60%
GM FG%	16-55 29.1%
3PT%	5-15 33.3%
FT%	8-14 57.1%

Dead Ball Rebounds: 30

		UM	ALA
Biggest lead	14 (4 th 4:02) 5 (1 st 7:02)		
Best Scoring Run	11 (2 nd 9:37) 8 (4 th 1:46)		
Lead Changes	1		
Times Tied	0		
Time with Lead	32:59 06:08		

Points from		UM	ALA
Turnovers	24 10		
Paint	30 16		
Second Chance	12 13		
Fast Breaks	12 14		
Bench	18 9		

Period by Period Scoring	
1st	16 10 18 55
2nd	UM 14 16 10 45
3rd	ALA 7 9 14 15 45
4th	ALA 7 9 14 15 45



GAME 15 • LSU (L, 84-73)

LSU - 84		Record: 15-1 (2-0)													
NO.	Name	Min	FG M-A	3P M-A	FT M-A	Rebounds OR DR TOT	Fouls PF FO	TP	AS	TO	ST	Blocks BS BA	+/-	Shooting By Period	
10	Angel Reese	F 38:58	7-17	0-0	7-10	6 3 9	3 7 21	4	1	3	0	4	9	1 st FG	8-14 57.1%
24	Aneesh Morrow	F 30:15	5-13	1-2	2-2	1 7 4	4 2 13	2	2	1	1	3	14	3PT%	4-5 80.0%
4	Flaujae Johnson	G 34:59	7-12	1-2	1-2	3 3 6	4 2 16	0	1	0	1	2	10	FT%	6-8 75.0%
11	Hailey Van Lith	G 28:09	5-11	2-4	1-2	0 1 1	4 1 5	20	4	7	1	0	7	2 nd FG	9-16 56.3%
12	Mikaylah Williams	G 40:00	7-12	4-5	2-4	2 5 7	1 13 20	2	3	4	0	0	11	3PT%	3-3 100.0%
13	Last-Tear Pos	16:47	0-0	0-0	0	0 2 2	3 2 0	3	3	0	0	0	0	FT%	3-4 75.0%
23	Ashlyah Del Rosario	00:07	0-0	0-0	1-2	1 2 3	1 1 0	0	2	0	0	0	1	3 rd FG	6-20 30.0%
20	Janae Kent	10:46	0-0	0-0	0-0	0 0 0	0 0 0	0	0	0	0	0	0	3PT%	1-4 25.0%
Team						5 3 8	0	0	0	0	0	0	0	4 th FG	8-16 50.0%
Totals						31-66 8 13 14-22	18 26 44	20 0	84	15	19	9 3 8	11	3PT%	0-1 0.0%
Technical Fouls: NONE														FT%	1-6 16.7%
														3PT%	8-13 61.5%
														FT%	14-22 63.6%

GAME 17 • at MISSISSIPPI STATE (L, 69-57)

Ole Miss - 57			Record: 12-5 (2-2)																		
NO.	Name	Min	FG	3P	FT	Rebounds	Fouls	TP	AS	TO	ST	Blocks	+/-	Shooting By Period							
			M-A	M-A	M-A	OR	DR	PF	FD			BS	BA	1st	FG%	2nd	FG%				
2	Marquesha Davis	F 33:15	9-19	1-3	0-0	2	1	3	4	0	19	0	1	1	1	0	3PT%	0-4	35.3%		
5	Snudda Collins	F 36:43	4-12	0-4	4-4	0	2	2	2	4	12	2	3	1	3	0	FT%	2	22.00%		
22	Tyla Singleton	F 20:44	2-4	0-1	1-1	1	4	5	2	3	5	0	4	1	1	0	3rd	FG%	7-13	53.8%	
24	Madison Scott	F 37:02	1-4	0-0	4-6	2	2	4	3	3	6	3	4	0	0	0	3PT%	2-4	50.0%		
32	Rita Igbokwe	F 33:56	3-7	0-0	0-4	6	4	4	1	3	6	1	3	0	0	0	FT%	0-2	0%		
33	Kharyssa Richardson	06:20	0-3	0-1	0-0	0	2	2	1	0	0	0	0	0	0	0	3rd	FG%	8-15	53.3%	
3	Kennedy Todd-Williams	25:52	2-6	1-2	2-2	3	1	4	2	1	7	2	2	0	0	0	3PT%	0-1	0.0%		
21	Zakiya Stephenson	03:59	1-2	0-0	0-0	1	1	0	0	2	1	1	1	0	0	0	FT%	5-7	71.4%		
12	Marja Avijas	00:51	0-0	0-0	0-0	0	0	0	0	1	0	0	0	0	0	0	4th	FG%	1-12	8.3%	
13	Mariyah Noel	01:17	0-0	0-0	0-0	0	0	0	0	0	0	0	0	0	0	0	3PT%	0-3	0.0%		
Team						3	3	6									FT%	4-6	66.7%		
Totals			22-57	2-12	11-17	17	20	37	16	14	57	9	18	4	3	3	-12	GM FG%	22-57	38.6%	
Technical Fouls: NONE																		FT%	11-17	64.7%	
																		Dead Ball Rebounds: 3			
Mississippi St. - 69			Record: 15-4 (2-2)																		
NO.	Name	Min	FG	3P	FT	Rebounds	Fouls	TP	AS	TO	ST	Blocks	+/-	Shooting By Period							
			M-A	M-A	M-A	OR	DR	PF	FD			BS	BA	1st	FG%	2nd	FG%				
5	Erynn Barnum	F 28:26	2-10	0-0	3-3	0	8	8	1	2	7	0	1	1	1	0	1	19			
4	Jessika Carter	F 36:54	11-15	0-0	0-1	3	2	5	2	4	23	1	3	0	2	0	0	10			
2	Jerkala Jordan	G 26:02	2-11	0-1	4-4	1	2	4	4	3	9	2	2	0	1	0	0	10			
3	Lauran Park-Lane	G 34:32	4-9	1-4	4-4	1	1	2	1	3	13	8	8	1	0	0	0	10			
21	Debrahssa Power	G 31:17	3-7	2-3	0-0	0	3	3	2	0	8	0	2	2	0	2	0	17			
0	Darionne Rogers	15:27	0-1	0-1	0-0	1	1	2	0	0	0	1	2	0	0	0	0	-3			
14	Myracle Sheppard	22:58	4-6	0-1	0-3	0	1	1	3	4	8	3	1	0	0	0	1	-2			
24	Quaniyah Montague	04:24	1-1	0-0	0	1	1	2	1	0	2	0	1	0	0	0	0	-1			
Team						0	2	2	0												
Totals			27-54	3-10	12-15	8	21	29	14	16	69	15	14	7	3	3	12				
Technical Fouls: NONE																					
																		Dead Ball Rebounds: 10			
																		GM FG%		27-54	50.0%
																		3PT%		3-10	30.0%
																		FT%		12-15	80.0%

Shooting By Period	
1 st FG%	6-17 35.3%
3PT%	0-4 0.0%
FT%	2-2 100%
2 nd FG%	7-13 53.8%
3PT%	2-4 50.0%
FT%	0-2 0%
3 rd FG%	8-15 53.3%
3PT%	0-1 0.0%
FT%	5-7 71.4%
4 th FG%	1-12 8.3%
3PT%	0-3 0.0%
FT%	4-6 66.7%
GM FG%	22-57 38.6%
3PT%	2-12 16.7%
FT%	11-17 64.7%

Dead Ball Rebounds: 3, 1

Mississippi St. - 69		Record: 15-4 (2-2)															
NO.	Name	Min	FG	3P	FT	Rebounds	Fouls	TP	AS	TO	ST	Blocks	++				
			M-A	M-A	M-A	OR	DR	PF	FD			BS	BA				
5	Eryn Barnum	F 28:26	2-4	0-0	3-3	0	8	8	1	2	7	0	1	1	1	0	19
4	Jessica Carter	C 36:54	11-15	0-0	1-1	3	2	5	4	2	23	1	3	0	2	0	10
2	Jerkala Jordan	G 26:02	2-11	0-1	4-4	2	2	4	4	3	8	2	2	3	0	1	10
3	Lauren Park-Lane	G 34:32	4-9	1-4	4-4	1	1	2	1	3	13	8	2	1	0	0	10
21	Debraisha Powe	G 31:17	3-7	2-3	0-0	0	3	3	2	0	8	0	2	2	0	0	17
0	Darriane Rogers	15:27	0-1	0-1	0-0	1	1	2	0	0	0	1	2	0	0	0	-3
14	Myracle Sheppard	22:54	4-6	0-1	0-3	0	1	1	3	4	8	3	1	0	0	1	-2
24	Quanirah Montague	04:28	1-1	0-0	0-0	1	1	2	1	0	2	0	1	0	0	0	-1
Team						0	2	2									
Totals			27-54	3-10	12-15	8	21	29	14	16	69	15	14	7	3	3	12
Technical Fouls: NONE																	

Shooting By Period	
1 st FG%	4-13 30.8%
3PT%	0-2 0.0%
FT%	4-5 80%
2 nd FG%	9-15 60.0%
3PT%	0-2 0.0%
FT%	1-1 100%
3 rd FG%	7-14 50.0%
3PT%	2-5 40.0%
FT%	2-4 50%
4 th FG%	1-12 8.3%
3PT%	1-1 100.0%
FT%	5-5 100%
GM FG%	27-54 50.0%
3PT%	3-10 30.0%
FT%	12-15 80.0%

Dead Ball Rebounds: 1, 0

Biggest lead		OM	MSU
4 (2 nd 8:36)		12 (4 th 0:32)	
Best Scoring Run		8 (2 nd 1:59)	9 (2 nd 6:08)
Lead Changes		9	
Times Tied		10	
Time with Lead		14:26	18:05

Points from Turnovers		OM	MSU
13		12	
Paint		18	40
Second Chance		16	9
Fast Breaks		8	4
Bench		9	10

GAME 18 • at GEORGIA (W, 69-59)

Ole Miss - 69		Record: 13-5 (3-2)															
NO.	Name	Min	FG	3P	FT	Rebounds	Fouls	TP	AS	TO	ST	Blocks	+/-	Shooting By Period			
			M-A	M-A	M-A	OR	DR	PF	FD			BS	BA				
2	Marquesha Davis	F 28:56	5-11	0-0	1-2	2	3	5	1	2	11	1	1	0	0	1	12
5	Snudda Collins	F 33:17	7-14	3-8	0-0	0	0	0	1	1	17	1	2	0	0	0	9
24	Madison Scott	F 21:25	0-2	0-0	0-0	1	1	2	3	0	0	7	1	1	1	1	7
32	Rita Igbokwe	F 28:25	4-6	0-0	0-4	1	4	5	2	2	8	0	1	2	2	0	10
3	Kennedy Todd-Williams	G 38:26	10-15	2-3	0-0	4	2	6	1	2	22	5	1	1	0	1	10
22	Tyla Singleton	17:10	1-1	0-0	0-0	0	3	3	1	0	2	2	0	0	0	0	1
20	Ayanna Thompson	13:46	0-2	0-0	0-0	0	2	2	2	2	0	1	0	1	0	2	0
33	Kharyssa Richardson	13:11	2-3	0-0	0-0	0	0	1	1	3	7	1	0	0	0	0	2
10	J'Adore Young	02:19	1-3	0-0	0-0	0	0	0	0	0	0	2	0	0	0	1	-1
23	Elaina Eaton	03:05	0-1	0-0	0-0	0	0	0	0	0	0	0	0	0	0	0	-4
Team						4	1	5									
Totals			30-58	5-12	4-12	12	17	29	12	12	69	18	6	5	3	6	10
Technical Fouls: NONE																	

Georgia - 59		Record: 10-9 (1-5)															
NO.	Name	Min	FG	3P	FT	Rebounds	Fouls	TP	AS	TO	ST	Blocks	+/-	Shooting By Period			
			M-A	M-A	M-A	OR	DR	PF	FD			BS	BA				
20	Jordan Cole	F 31:32	2-5	0-0	1-2	0	3	3	2	3	5	1	1	2	0	0	11
33	Destiny Thomas	F 11:55	4-6	0-0	2-2	1	2	3	4	0	0	0	0	2	0	4	0
10	De'Mari Flournoy	G 37:24	5-7	2-3	0-0	1	1	1	0	1	4	2	0	0	0	1	-9
11	Ashia Antinger	F 22:07	1-2	0-0	2-3	3	3	2	2	4	0	1	0	0	0	0	1
12	Tyanisha Thompson	G 30:58	4-6	0-0	2-2	2	4	1	1	1	10	1	0	0	0	1	-4
23	Starlene Ingram	F 26:55	0-3	0-0	0-0	2	2	0	0	2	0	2	1	2	0	0	5
23	Jayna Nicholson	F 26:06	6-13	0-0	2-2	1	6	7	1	1	14	0	3	0	1	0	-9
25	Fatemah Diakhatie	10:27	2-3	0-0	0-0	0	0	0	0	0	0	0	0	0	1	0	1
11	Onyx Chapman	01:59	0-0	0-0	0-0	0	0	0	0	0	0	0	0	0	0	1	-1
2	Savannah Henderson	01:07	0-0	0-0	0-0	0	0	0	0	0	0	0	0	0	0	0	-4
Team						4	0	4									
Totals			24-50	2-5	9-10	8	19	27	12	12	59	13	13	4	6	3	10
Technical Fouls: NONE																	

Dead Ball Rebounds: 5																	
Shooting By Period																	
		1ST		2ND		3RD		4TH		5TH		6TH		7TH		8TH	
		3PT%		FG%		3PT%		FG%		3PT%		FG%		3PT%		FG%	
		50.0%		50.0%		50.0%		50.0%		50.0%		50.0%		50.0%		50.0%	
		3PT%		FG%		3PT%		FG%		3PT%		FG%		3PT%		FG%	
		50.0%		50.0%		50.0%		50.0%		50.0%		50.0%		50.0%		50.0%	
		3PT%		FG%		3PT%		FG%		3PT%		FG%		3PT%		FG%	
		50.0%		50.0%		50.0%		50.0%		50.0%		50.0%		50.0%		50.0%	
		3PT%		FG%		3PT%		FG%		3PT%		FG%		3PT%		FG%	
		50.0%		50.0%		50.0%		50.0%		50.0%		50.0%		50.0%		50.0%	
		3PT%		FG%		3PT%		FG%		3PT%		FG%		3PT%		FG%	
		50.0%		50.0%		50.0%		50.0%		50.0%		50.0%		50.0%		50.0%	
		3PT%		FG%		3PT%		FG%		3PT%		FG%		3PT%		FG%	
		50.0%		50.0%		50.0%		50.0%		50.0%		50.0%		50.0%		50.0%	
		3PT%		FG%		3PT%		FG%		3PT%		FG%		3PT%		FG%	
		50.0%		50.0%		50.0%		50.0%		50.0%		50.0%		50.0%		50.0%	
		3PT%		FG%		3PT%		FG%		3PT%		FG%		3PT%		FG%	
		50.0%		50.0%		50.0%		50.0%		50.0%		50.0%		50.0%		50.0%	
		3PT%		FG%		3PT%		FG%		3PT%		FG%		3PT%		FG%	
		50.0%		50.0%		50.0%		50.0%		50.0%		50.0%		50.0%		50.0%	
		3PT%		FG%		3PT%		FG%		3PT%		FG%		3PT%		FG%	
		50.0%		50.0%		50.0%		50.0%		50.0%		50.0%		50.0%		50.0%	
		3PT%		FG%		3PT%		FG%		3PT%		FG%		3PT%		FG%	
		50.0%		50.0%		50.0%		50.0%		50.0%		50.0%		50.0%		50.0%	
		3PT%		FG%		3PT%		FG%		3PT%		FG%		3PT%		FG%	
		50.0%		50.0%		50.0%		50.0%		50.0%		50.0%		50.0%		50.0%	
		3PT%		FG%		3PT%		FG%		3PT%		FG%		3PT%		FG%	
		50.0%		50.0%		50.0%		50.0%		50.0%		50.0%		50.0%		50.0%	
		3PT%		FG%		3PT%		FG%		3PT%		FG%		3PT%		FG%	
		50.0%		50.0%		50.0%		50.0%		50.0%		50.0%		50.0%		50.0%	
		3PT%		FG%		3PT%		FG%		3PT%		FG%		3PT%		FG%	
		50.0%		50.0%		50.0%		50.0%		50.0%		50.0%		50.0%		50.0%	
		3PT%		FG%		3PT%		FG%		3PT%		FG%		3PT%		FG%	
		50.0%		50.0%		50.0%		50.0%		50.0%		50.0%		50.0%		50.0%	
		3PT%		FG%		3PT%		FG%		3PT%		FG%		3PT%		FG%	
		50.0%		50.0%		50.0%		50.0%		50.0%		50.0%		50.0%		50.0%	
		3PT%		FG%		3PT%		FG%		3PT%		FG%		3PT%		FG%	
		50.0%		50.0%		50.0%		50.0%		50.0%		50.0%		50.0%		50.0%	
		3PT%		FG%		3PT%		FG%		3PT%		FG%		3PT%		FG%	
		50.0%		50.0%		50.0%		50.0%		50.0%		50.0%		50.0%		50.0%	
		3PT%		FG%		3PT%		FG%		3PT%		FG%		3PT%		FG%	
		50.0%		50.0%		50.0%		50.0%		50.0%		50.0%		50.0%		50.0%	
		3PT%		FG%		3PT%		FG%		3PT%		FG%		3PT%		FG%	
		50.0%		50.0%		50.0%		50.0%		50.0%		50.0%		50.0%		50.0%	
		3PT%		FG%		3PT%		FG%		3PT%		FG%		3PT%		FG%	
		50.0%		50.0%		50.0%		50.0%		50.0%		50.0%		50.0%		50.0%	
		3PT%		FG%		3PT%		FG%		3PT%		FG%		3PT%		FG%	
		50.0%		50.0%		50.0%		50.0%		50.0%		50.0%		50.0%		50.0%	
		3PT%		FG%		3PT%		FG%		3PT%		FG%		3PT%		FG%	
		50.0%		50.0%		50.0%		50.0%		50.0%		50.0%		50.0%		50.0%	
		3PT%		FG%		3PT%		FG%		3PT%		FG%		3PT%		FG%	
		50.0%		50.0%		50.0%		50.0%		50.0%		50.0%		50.0%		50.0%	
		3PT%		FG%		3PT%		FG%		3PT%		FG%		3PT%		FG%	
		50.0%		50.0%		50.0%		50.0%		50.0%		50.0%		50.0%		50.0%	
		3PT%		FG%		3PT%		FG%		3PT%		FG%		3PT%		FG%	
		50.0%		50.0%		50.0%		50.0%		50.0%		50.0%		50.0%		50.0%	
		3PT%		FG%		3PT%		FG%		3PT%		FG%		3PT%		FG%	
		50.0%		50.0%		50.0%		50.0%		50.0%		50.0%		50.0%		50.0%	
		3PT%		FG%		3PT%		FG%		3PT%		FG%		3PT%		FG%	
		50.0%		50.0%		50.0%		50.0%		50.0%		50.0%		50.0%		50.0%	
		3PT%		FG%		3PT%		FG%		3PT%		FG%		3PT%		FG%	
		50.0%		50.0%		50.0%		50.0%		50.0%		50.0%		50.0%		50.0%	
		3PT%		FG%		3PT%		FG%		3PT%		FG%		3PT%		FG%	
		50.0%		50.0%		50.0%		50.0%		50.0%		50.0%		50.0%		50.0%	
		3PT%		FG%		3PT%		FG%		3PT%		FG%		3PT%		FG%	
		50.0%		50.0%		50.0%		50.0%		50.0%		50.0%		50.0%		50.0%	
		3PT%		FG%		3PT%		FG%		3PT%		FG%		3PT%		FG%	
		50.0%		50.0%		50.0%		50.0%		50.0%		50.0%		50.0%		50.0%	
		3PT%		FG%		3PT%		FG%		3PT%		FG%		3PT%		FG%	
		50.0%		50.0%		50.0%		50.0%		50.0%		50.0%		50.0%		50.0%	
		3PT%		FG%		3PT%		FG%		3PT%		FG%		3PT%		FG%	
		50.0%		50.0%		50.0%		50.0%		50.0%		50.0%		50.0%		50.0%	
		3PT%		FG%		3PT%		FG%		3PT%		FG%		3PT%		FG%	
		50.0%		50.0%		50.0%		50.0%		50.0%		50.0%		50.0%		50.0%	
		3PT%		FG%		3PT%		FG%		3PT%		FG%		3PT%		FG%	
		50.0%		50.0%		50.0%		50.0%		50.0%		50.0%		50.0%		50.0%	
		3PT%		FG%		3PT%		FG%		3PT%		FG%		3PT%		FG%	
		50.0%		50.0%		50.0%		50.0%		50.0%		50.0%		50.0%		50.0%	
		3PT%		FG%		3PT%		FG%		3PT%		FG%		3PT%		FG%	
		50.0%		50.0%		50.0%		50.0%		50.0%		50.0%		50.0%		50.0%	
		3PT%		FG%		3PT%		FG%		3PT%		FG%		3PT%		FG%	
		50.0%		50.0%		50.0%		50.0%		50.0%		50.0%		50.0%		50.0%	
		3PT%		FG%		3PT%		FG%		3PT%		FG%		3PT%		FG%	
		50.0%		50.0%		50.0%		50.0%		50.0%		50.0%		50.0%		50.0%	
		3PT%		FG%		3PT%		FG%		3PT%		FG%		3PT%		FG%	
		50.0%		50.0%		50.0%		50.0%		50.0%		50.0%		50.0%		50.0%	
		3PT%		FG%		3PT%		FG%		3PT%		FG%		3PT%		FG%	
		50.0%		50.0%		50.0%		50.0%		50.0%		50.0%		50.0%		50.0%	
		3PT%		FG%		3PT%		FG%		3PT%		FG%		3PT%		FG%	
		50.0%		50.0%		50.0%		50.0%		50.0%		50.0%		50.0%		50.0%	
		3PT%		FG%		3PT%		FG%		3PT%		FG%		3PT%		FG%	
		50.0%		50.0%		50.0%		50.0%		50.0%		50.0%		50.0%		50.0%	
		3PT%		FG%		3PT%		FG%		3PT%							

Shooting By Period	
1 st FG%	7-14 50.0%
3PT%	1-2 50.0%
FT%	1-4 25.0%
2 nd FG%	8-16 50.0%
3PT%	2-5 40.0%
FT%	0-2 0%
3 rd FG%	8-14 57.1%
3PT%	0-0 0.0%
FT%	2-2 100%
4 th FG%	7-14 50.0%
3PT%	2-5 40.0%
FT%	1-2 50%
GM FG%	30-58 51.7%
3PT%	5-12 41.7%
FT%	4-12 33.3%

Dead Ball Rebounds: 5, 0

Georgia - 59		Record: 10-9 (1-9)															
NO.	Name	Min	FG	3P	FT	Rebounds	Fouls	TP	AS	TO	ST	Blocks	+/-				
			M-A	M-A	M-A	OR	DR	PF	FD			BS	BA				
20	Jordan Cole	F 31:32	2-5	0-0	1-2	0	3	3	2	3	5	1	1	2	0	-16	
33	Destiny Thomas	F 11:55	4-6	0-0	2-2	1	2	3	4	3	0	0	0	2	0	4	
10	De'Neur Flourmy	G 37:24	5-7	2-3	0-0	0	1	1	1	0	12	1	2	0	0	-9	
11	Aelia Avinger	G 22:07	1-7	0-2	0-0	0	3	3	3	2	4	4	1	1	0	-7	
12	Taniyah Thompson	G 30:58	4-6	0-0	2-2	2	2	4	1	1	10	1	0	0	0	-4	
13	Stefanie Ingram	26:55	0-3	0-0	0-0	0	2	2	0	2	0	2	1	2	0	-5	
35	Jaylyn Nicholson	26:06	6-13	0-0	2-2	1	6	7	1	1	14	0	3	0	1	-9	
21	Faitha Diakhate	06:27	2-3	0-0	0-0	0	0	0	0	0	0	0	0	0	0	-1	
1	Chloe Chapman	01:09	0-0	0-0	0-0	0	0	0	0	0	0	0	0	0	0	-1	
2	Savannah Henderson	01:27	0-0	0-0	0-0	0	0	0	0	0	0	0	0	0	0	-4	
Team						4	0	4									
Totals			24-50	2-5	9-10	8	19	27	12	12	59	13	13	4	6	3	-10
Technical Fouls: NONE																	

Biggest lead		OM	UGA
12 (2 nd 3:34)		3 (1 st 2:19)	
Best Scoring Run		12 (2 nd 3:34)	6 (3 rd 6:39)
Lead Changes		6	
Times Tied		4	
Time with Lead		31:56	05:15

Points from Turnovers		OM	UGA
14		13	
Paint		36	32
Second Chance		10	12
Fast Breaks		4	4
Bench		11	18

Period by Period Scoring				
1st	2nd	3rd	4th	TOT
OM	16	18	17	69
UGA	18	9	19	59

Dead Ball Rebounds: 2, 0



GAME 19 • FLORIDA (W, 81-70)

Florida - 70			Record: 10-8 (1-5)														
NO.	Name	Min	FG	3P	FT	Rebounds	Fouls	TP	AS	TO	ST	Blocks	+/-	Shooting By Period			
			M-A	M-A	M-A	OR	DR	PF	FD			BS	BA				
25	Faith Dui	F 25:45	1-6	0-1	0-0	1	2	3	0	2	1	1	0	2	1	-7	
4	Zipporah Broughton	F 26:02	3-5	0-0	0-0	0	4	4	3	4	6	2	6	0	0	-17	
5	Alberte Rimdal	G 27:38	2-4	1-3	0-0	1	2	3	4	1	5	5	4	1	0	7	
13	Laila Reynolds	G 25:58	2-9	0-2	5-6	2	1	3	4	6	9	2	2	1	1	-13	
24	Alisa Warren	G 30:26	3-5	2-4	0-0	2	1	2	3	2	2	1	4	1	0	-6	
21	Eriny Kinding	F 21:55	1-2	0-0	0-0	3	1	4	0	0	2	0	2	1	0	5	
23	Lellani Correa	23:04	10-25	3-4	10-13	0	2	2	1	8	33	3	2	1	1	3	
6	Kenza Salgues	19:31	1-3	1-3	0-0	0	3	3	1	0	3	0	0	0	0	-2	
9	Alexia Dizoke	07:48	0-1	0-0	0-0	0	0	0	1	0	0	1	0	0	0	-17	
22	Paige Clausen	03:03	0-0	0-0	0-0	0	0	0	1	0	0	0	1	0	0	-1	
Team							2	4	6	0	0	1					
Totals			23:60		17-71		17-21	21	31	24	21	70	15	20	5	6	-11
Technical Fouls: NONE																	
															OM FG% 23-60 38.5%		
															3PT% 7-17 41.2%		
															FT% 17-21 81.0%		
DNP: D'AMICO, J. 0																	

GAME 21 • at VANDERBILT (W, 67-61)

Ole Miss - 67		Record: 16-5 (6-2)												
NO.	Name	Min	FG	3P	FT	Rebounds	Fouls	TP	AS	TO	ST	Blocks	+/-	
			M-A	M-A	M-A	OR DR TOT	PF PD					BS BA		
2	Marquesha Davis	F 33:50	9-16	1-3	6-6	0 6 6	2 3 5	25	0	4	1	0 2 4		
5	Snudda Collins	F 33:54	3-8	2-3	4-4	0 0 0	5 2 12	0	0	0	0	0 0 12		
24	Madison Scott	F 33:21	2-6	0-0	5-6	3 0 3	4 9	1	5	1	1	0 0 6		
32	Rita Igbokwe	F 16:44	1-1	0-0	0-0	1 4 5	5 1 2	0	1	1	0	0 0 4		
3	Kennedy Todd-Williams	G 38:40	4-12	0-3	2-2	2 3 5	2 2 10	4	0	0	2	0 0 3		
22	Tyla Singleton	23:16	0-1	0-0	0-0	4 7 11	3 3 0	0	2	1	0	1 0 2		
33	Kharyssa Richardson	23:34	2-6	0-1	2-2	1 2 3	2 1 6	0	2	1	0	0 0 0		
21	Zakiya Stephenson	04:41	1-1	0-0	1-4	0 2 2	0 2 3	0	0	0	0	0 0 -1		
Team						2 2 4	0 0							
Totals			22-51	3-10	20-24	13 26 39	22 18	67	3	18	5	3 3 8		
Technical Fouls: NONE														

Shooting By Period		
1st FG%	2-13	15.4%
3PT%	1-4	25.0%
FT%	4-4	100%
2nd FG%	8-14	57.1%
3PT%	0-1	0.0%
FT%	5-8	62.5%
3rd FG%	10-15	66.7%
3PT%	1-2	50.0%
FT%	0-0	0%
4th FG%	2-9	22.2%
3PT%	1-3	33.3%
FT%	11-12	91.7%
GM FG%	22-51	43.1%
3PT%	3-10	30.0%
FT%	20-24	83.3%

Dead Ball Rebounds: 2, 0

Vanderbilt - 61		Record: 17-5 (4-4)												
NO.	Name	Min	FG	3P	FT	Rebounds	Fouls	TP	AS	TO	ST	Blocks	+/-	
			M-A	M-A	M-A	OR DR TOT	PF PD					BS BA		
35	Sacha Washington	F 25:20	3-5	0-0	0-4	0 6 6	5 5 6	0	2	2	1	0 0 -4		
3	Jordyn Cambridge	G 35:25	3-12	2-5	3-4	1 5 6	4 4 11	1	2	1	0	0 0 -3		
11	Jordyn Oliver	G 35:32	3-6	0-0	0-1	1 2 3	1 4 6	7	0	3	0	0 0 -4		
19	Justine Pessiot	G 23:49	2-5	2-3	0-0	1 1 2	0 1 1	6	1	2	0	1 0 9		
32	Iyana Moore	G 33:35	5-14	4-8	4-4	0 3 3	3 4 16	1	2	2	0	0 0 -2		
12	Khamli Pierre	29:05	5-10	0-0	4-6	4 1 5	3 3 14	0	3	0	0	1 -11		
24	Aga Makurat	11:42	0-1	0-1	0-0	0 0 0	0 0 0	0	1	0	1	0 -13		
14	Aiyana Mitchell	02:26	0-0	0-0	0-0	0 0 0	1 0 0	0	1	0	0	0 0 0		
21	Bella LaChance	00:59	0-0	0-0	0-0	0 0 0	0 0 0	0	0	0	0	0 0 0		
5	Ryanne Allen	01:03	0-0	0-0	0-2	0 0 0	0 1 0	0	1	0	0	0 -2		
2	Jada Brown	01:04	0-0	0-0	0-0	0 0 0	1 0 0	0	0	0	0	0 0 0		
Team						4 0 4	0 0							
Totals			21-53	8-17	11-21	11 18 29	18 22	61	10	16	8	3 3 -6		
Technical Fouls: NONE														

Shooting By Period		
1st FG%	4-10	40.0%
3PT%	2-5	40.0%
FT%	2-3	66.7%
2nd FG%	7-17	41.2%
3PT%	3-5	60.0%
FT%	0-2	0%
3rd FG%	5-15	33.3%
3PT%	1-3	33.3%
FT%	4-6	66.7%
4th FG%	5-11	45.5%
3PT%	2-4	50.0%
FT%	5-10	50%
GM FG%	21-53	39.6%
3PT%	8-17	47.1%
FT%	11-21	52.4%

Dead Ball Rebounds: 5, 0

	Miss	Vandy
Biggest lead	9 (4 th 8:20)	5 (1 st 6:28)
Best Scoring Run	8 (2 nd 6:56)	7 (1 st 6:28)
Lead Changes	14	
Times Tied	4	
Time with Lead	26:06	11:15

Points from Turnovers		Miss	Vandy
Paint		30	22
Second Chance		16	8
Fast Breaks		12	7
Bench		9	14

Period by Period Scoring				
	1st	2nd	3rd	4th
Miss	9	21	21	16
Vandy	12	17	15	17

GAME 22 • at SOUTH CAROLINA (L, 85-56)

Ole Miss - 56		Record: 16-6 (5-3)												
NO.	Name	Min	FG	3P	FT	Rebounds	Fouls	TP	AS	TO	ST	Blocks	+/-	
			M-A	M-A	M-A	OR DR TOT	PF PD					BS BA		
2	Marquesha Davis	F 32:18	4-15	0-1	2-2	1 4 5	4 3 10	0	2	1	0	2 -24		
5	Snudda Collins	F 29:02	1-9	0-2	0-0	0 0 0	3 0 2	0	1	3	0	1 -16		
22	Tyla Singleton	F 14:21	1-4	0-0	0-0	2 1 3	5 0 2	0	5	0	1	1 -6		
24	Madison Scott	F 32:15	6-9	1-1	4-5	0 8 8	3 4 17	2	3	0	0	1 -21		
3	Kennedy Todd-Williams	G 31:34	2-6	0-1	5-6	1 3 4	3 3 9	2	5	0	0	1 -24		
33	Kharyssa Richardson	18:10	3-5	1-1	1-2	0 4 4	2 1 8	0	1	0	1	0 -25		
32	Rita Igbokwe	15:02	0-1	0-0	1-2	2 4 6	5 1 1	0	1	0	1	0 -5		
21	Zakiya Stephenson	08:05	0-3	0-0	3-4	0 0 0	1 4 3	0	1	1	0	0 -1		
35	Rhema Collins	05:31	0-0	0-0	0-0	1 1 2	1 0 0	0	1	0	0	0 -7		
10	J'Adore Young	04:32	1-2	0-1	0-0	0 0 0	3 0 2	0	0	0	0	0 -3		
13	Mariyah Noel	04:42	0-0	0-0	0-0	0 0 0	0 0 0	0	1	0	0	0 -4		
20	Ayantha Thompson	06:26	1-2	0-0	0-0	0 0 0	1 1 2	0	0	0	0	1 -8		
Team						3 2 5	0 0							
Totals			19-56	2-7	16-21	10 27 37	31 17	56	4	21	4	3 7 -29		
Technical Fouls: NONE														

Shooting By Period		
1st FG%	4-13	30.8%
3PT%	1-3	33.3%
FT%	6-7	85.7%
2nd FG%	6-17	35.3%
3PT%	0-0	0.0%
FT%	4-6	66.7%
3rd FG%	6-13	46.2%
3PT%	0-0	0.0%
FT%	1-2	50%
4th FG%	3-13	23.1%
3PT%	1-4	25.0%
FT%	5-6	83.3%
GM FG%	19-56	33.9%
3PT%	2-7	28.6%
FT%	16-21	76.2%

Dead Ball Rebounds: 2, 0

South Carolina - 85		Record: 21-0 (9-0)												
NO.	Name	Min	FG	3P	FT	Rebounds	Fouls	TP	AS	TO	ST	Blocks	+/-	
			M-A	M-A	M-A	OR DR TOT	PF PD					BS BA		
2	Ashlyn Watkins	F 24:44	4-5	0-0	3-6	4 5 10	2 4 11	1	1	1	1	0 10 17		
10	Kamila Cardoso	C 20:18	6-10	0-0	5-8	0 4 4	3 7 17	3	1	2	4	2 10 17		
0	Te-Hina Paopao	G 25:03	4-11	1-4	2-3	0 3 3	1 3 11	3	0	0	0	0 14		
23	Bree Hall	G 26:29	3-7	0-2	4-5	3 4 7	2 4 10	1	2	1	1	0 18		
18	Rayven Johnson	G 26:47	1-4	0-1	3-6	0 4 4	2 4 5	6	0	2	0	1 19		
21	Chloe Kils	14:53	3-3	0-0	0-0	1 1 2	1 1 2	0	3	1	0	0 5		
12	Milaysia Fulwiley	20:55	5-12	0-1	4-6	1 0 1	3 3 14	1	2	2	1	0 11		
5	Tessa Feagin	22:31	1-2	1-2	0-0	1 4 5	1 0 3	2	0	0	0	0 28		
20	Sania Feagin	10:31	3-3	0-0	4-4	0 1 1	2 3 10	1	1	0	0	0 13		
35	Sakima Walker	04:27	0-0	0-0	1-2	0 0 0	0 1 1	0	0	0	2	0 6		
24	Sahyria Jah	03:24	0-1	0-0	1-2	0 2 2	0 1 1	0	0	0	0	0 3		
Team						0 1 1	0 0							
Totals			28-58	2-10	27-42	10 30 40	17 31	85	18	10	11	7 3 29		
Technical Fouls: NONE														

Shooting By Period		
1st FG%	5-13	38.5%
3PT%	0-2	0.0%
FT%	7-10	70%
2nd FG%	9-20	45.0%
3PT%	1-4	25.0%
FT%	4-8	50%
3rd FG%	9-17	52.9%
3PT%	1-3	33.3%
FT%	1-2	50%
4th FG%	5-8	62.5%
3PT%	0-1	0.0%
FT%	15-22	68.2%
GM FG%	28-58	48.3%
3PT%	2-10	20.0%
FT%	27-42	64.3%

Dead Ball Rebounds: 6, 0

	MIS	USC
Biggest lead	3 (1 st 6:04)	29 (4 th 0:26)
Best Scoring Run	8 (2 nd 5:14)	8 (2 nd 0:02)
Lead Changes	6	19
Times Tied	4	9
Time with Lead	04:25	33:28

Points from Turnovers		MIS	USC
Paint		25	50
Second Chance		6	19
Fast Breaks		9	18
Bench		16	31

Period by Period Scoring				
	1st	2nd	3rd	4th
MIS	15	16	13	12
USC	17	23	20	25



GAME 23 • TEXAS A&M (L, 72-53)

Texas A&M - 72		Record: 16-6 (4-5)												
NO. Name	Min	FG M-A	3P M-A	FT M-A	Rebounds OR DR TOT	Fouls PF PD	TP	AS	TO	ST	Blocks BS BA	+/-		
2 Jannah Barker	F 32:41	9-15	3-5	0-0	3 2 5	1 1	21	3	0	1	1 1	22	1 st FG% 7-17 41.2%	
32 Lauren Ware	F 33:55	9-13	0-0	2-2	4 7 11	2 2	20	1	1	1	1 2	26	3PT% 1-3 33.3%	
1 Endrya Rogers	G 29:16	2-12	2-6	0-0	3 3 6	3 3	12	5	2	1	1 2	16	FT% 0-0 0%	
5 Aishia Coulbaly	G 20:15	3-7	0-0	0-0	2 1 3	2 0	6	1	2	4	1	6	2 nd FG% 7-15 46.7%	
24 Sahara Jones	G 33:17	3-5	1-1	0-0	1 5 6	1 0	7	3	4	1	0	5	3PT% 2-3 66.7%	
3 Tineya Hyton	G 09:42	0-1	0-1	0-0	0 1 1	0 0	0	3	2	1	0 0	0	4 th FG% 4-10 40%	
14 Malayah Johnson	13:24	1-5	0-0	4-4	0 1 1	2 4	6	0	0	1	0 1	0	3 rd FG% 5-14 35.5%	
00 Sydney Bowles	18:16	0-2	0-2	0-0	1 2 3	1 1	4	0	0	1	0 0	17	3PT% 3-8 37.5%	
4 Kay Gray Green	08:54	0-0	0-0	0-0	2 2 2	1 0	0	0	1	0	0 0	-3	4 th FG% 8-14 57.1%	
15 Solea Williams	02:30	0-0	0-0	0-0	0 0 0	1 0	0	1	0	0	0 0	0	3PT% 0-1 0%	
Team					5 6 0	0	3						FT% 0-0 0%	
Totals		27-60	6-15	12-12	16 25 41	12 22	72	21	15	12	7 19		GM FG% 27-60 45.0%	
Technical Fouls: Barker 2 nd 0 th														
FT% 12-12 100.0%														
Dead Ball Rebounds: 0														
3PT% 6-15 40.0%														
FT% 12-12 100.0%														
Shooting By Period														
1 st FG% 7-17 41.2%														
3PT% 1-3 33.3%														
FT% 0-0 0%														
2 nd FG% 7-15 46.7%														
3PT% 2-3 66.7%														
FT% 4-4 100%														
3 rd FG% 5-14 35.5%														
3PT% 3-8 37.5%														
FT% 8-8 100%														
4 th FG% 8-14 57.1%														
3PT% 0-1 0%														
FT% 0-0 0%														
GM FG% 27-60 45.0%														
3PT% 6-15 40.0%														
FT% 12-12 100.0%														
Dead Ball Rebounds: 0														
Shooting By Period														
1 st FG% 5-15 33.3%														
3PT% 1-2 50.0%														
FT% 5-6 83.3%														
2 nd FG% 5-15 33.3%														
3PT% 1-3 33.3%														
FT% 10-10 100.0%														
3 rd FG% 3-12 25.0%														
3PT% 0-2 0.0%														
FT% 1-2 50.0%														
4 th FG% 7-13 53.8%														
3PT% 3-6 50.0%														
FT% 0-0 0%														
GM FG% 20-55 36.4%														
3PT% 5-11 45.5%														
FT% 8-14 57.1%														
Dead Ball Rebounds: 3														

GAME 25 • MISSISSIPPI STATE (W, 75-71 - OT)

Mississippi St. - 71		Record: 20-7 (2-5)																		
NO. Name	Min	FG		3P		FT		Rebounds		Fouls		TP	AS	TO	ST	Blocks		+/-	Shooting By Period	
		M	A	M	A	M	A	OR	DR	TOT	PF					FD	BS			
5 Erynn Barnum	F 34:05	6-9	0-1	4-5		2	4	6	3	3	16	0	3	0	1	1	1	-8	1st FG%	8-15 53.3%
4 Jaskika Carter	C 32:22	6-11	0-0	1-2		2	7	9	5	4	13	1	1	1	1	2	9	FT%	0-0 0%	
2 Jerkella Jordan	G 39:57	8-19	2-6	0-1	2	4	6	4	2	18	3	4	2	1	2	-3		2nd FG%	7-16 43.8%	
3 Lauren Park-Lane	G 43:39	3-13	0-1	3-4		1	4	5	3	3	9	8	6	2	0	2	-4	3PT%	0-1 0%	
21 Debraisha Powe	G 21:04	1-3	0-0	0-0		0	2	2	1	0	2	0	0	0	0	0	-19	FT%	0-1 0%	
0 Darlione Rogers	34:27	5-13	3-6	0-0		1	6	7	5	1	13	3	2	0	0	2	5	3rd FG%	7-18 38.9%	
14 Myracle Sheppard	11:37	0-2	0-1	0-0		1	0	1	1	0	0	2	1	1	0	0	5	3PT%	2-2 100.0%	
24 Quantiah Montague	03:33	0-1	0-0	0-0		1	0	1	0	0	1	1	0	0	0	0	-3	FT%	4-6 66.7%	
1 Nyayongshi Gony	02:43	0-0	0-0	0-0		0	0	0	0	0	0	1	0	0	0	0	-2	4th FG%	4-13 30.8%	
22 Jasmine Brown-Hagger	01:33	0-0	0-0	0-0		0	1	1	0	1	0	0	0	2	0	0	0	3PT%	0-1 0.0%	
Team						5	0	5			0	1						OTFG%	3-9 33.3%	
Totals		29-71	5-15	8-12		15	28	43	22	14	71	18	19	8	3	9	-4	3PT%	1-2 50.0%	
Technical Fouls: NONE																				

Ole Miss - 75		Record: 18-7 (8-4)														
NO. Name	Min	FG	3P	FT	Rebounds	Fouls	TP	AS	TO	ST	Blocks	BS	BA	a/-		
		M-A	M-A	M-A	OR DR TOT	PF FD										
2 Marquesha Davis	F 42:10	6-17	1-4	4-6	11 5 6	1 6	17	3	2	2	1	5		1st FG%	6-16 37.5%	
24 Madison Scott	F 42:40	6-13	0-0	8-13	2 7 9	0 8	20	3	2	1	0	0	7	3PT%	2-6 33.3%	
32 Rita Igbokwe	F 35:57	5-9	0-0	1-4	7 7 14	2 2	11	1	3	2	3	2	7	FT%	0-0 0%	
3 Kennedy Todd-Williams	G 41:36	4-13	2-4	6-6	6 5 11	2 4	16	5	1	4	2	0	6	2nd FG%	7-17 41.2%	
21 Zakia Stephenson	G 34:32	2-7	1-3	0-0	1 1 2	3 1	5	5	1	1	0	12		3PT%	2-6 33.3%	
20 Ayanna Thompson	09:01	0-3	0-2	0-0	0 0 0	2 0	0	0	2	0	0	0	0	FT%	0-0 0%	
22 Tyia Singleton	09:04	1-1	0-0	1-1	2 1 3	3 1	3	0	0	1	1	0	0	3rd FG%	4-15 26.7%	
33 Kharyssa Richardson	02:20	0-0	0-0	0-0	0 0 0	0 0	0	0	0	0	0	0	0	3PT%	1-2 50.0%	
23 Elauna Eaton	07:41	1-5	1-4	0-0	0 0 0	1 0	3	1	0	0	0	0	0	FT%	2-2 100%	
Team					1 3 4		0	0						4th FG%	5-12 41.7%	
Totals		25-68	5-17	20-30	20 29 49	14 22	75	18	16	11	9	3	-4	OTFG%	3-3 0.0%	
Technical Fouls: NONE																

MSU		UM		Points from		Period by Period Scoring						
Biggest lead	8 (4 th 6:38)	12 (1 st 6:20)		Turnovers	8 11		1st	2nd	3rd	4th	OT	TOT
Best Scoring Run	8 (1 st 0:44)	9 (1 st OT 0:31)		Paint	30 26		MSU	18	14	20	11	8 71
Lead Changes	2			Second Chance	10 18		UM	22	16	11	14	12 75
Times Tied	5			Fast Breaks	7 11							
Time with Lead	13:42	28:53		Bench	13 6							

Game Notes/Review at 4:56:30 - confirmed MSU 2-pt basket at 9:18:30 •



GAME 27 • at MISSOURI (W, 66-45)

Ole Miss - 66		Record: 20-7 (10-4)														
NO. Name	Min	FG M-A	3P M-A	FT M-A	Rebounds OR DR TOT	Fouls PF FD	TP AS	TO ST	Blocks BS BA	+/-	Shooting By Period					
2 Marquesha Davis	F 24:18	3-8	1-2	0-0	1 2 3	3 3	7	2	2	1	0	1	27	1st FG%	5-15 33.3%	
5 Snudda Collins	F 17:47	5-11	4-7	0-0	0 1 1	3 0	14	1	1	0	0	1	14	3PT%	2-4 50%	
24 Madison Scott	F 31:26	5-12	0-1	0-3	0 3 3	0 4	10	1	1	2	0	0	19	2nd FG%	5-14 35.7%	
32 Rita Igbokwe	F 21:51	2-3	0-0	0-0	2 4 6	2 0	4	0	0	1	0	0	11	3PT%	0-3 0.0%	
3 Kennedy Todd-Williams	G 35:09	3-12	0-4	6-6	2 3 5	4 2	12	4	0	1	0	0	21	FT%	3-4 75%	
13 Mariyah Noel	20:17	0-2	0-0	0-0	3 1 4	5 1	0	1	1	0	1	0	9	3rd FG%	7-17 41.2%	
22 Tyia Singleton	20:30	3-5	0-0	2-2	4 5 9	3 3	8	0	1	1	0	1	13	3PT%	2-4 50.0%	
21 Zakia Stephenson	13:44	1-3	0-0	4-5	0 4 4	2 3	6	1	4	2	0	0	-6	FT%	2-2 100%	
33 Kharyssa Richardson	09:37	1-3	0-0	3-3	2 0 2	2 3	2	5	0	0	0	0	4	4th FG%	6-14 42.9%	
20 Ayanna Thompson	02:26	0-0	0-0	0-0	0 0 0	0 0	0	0	1	0	0	0	-1	3PT%	2-4 50.0%	
35 Rhema Collins	01:33	0-0	0-0	0-0	0 1 1	0 0	0	0	0	0	0	0	-4	FT%	8-9 88.9%	
23 Elauna Eaton	01:22	0-1	0-0	0-0	0 0 0	0 0	0	0	0	0	0	0	-2	GM FG%	23-60 38.3%	
Team					2 0 2		0	0						3PT%	5-14 35.7%	
Totals		23-60	5-14	15-19	16 24 40	24 18	66	10	12	8	2	2	21	FT%	15-19 78.9%	

Technical Fouls: NONE															
Dead Ball Rebounds: 2-0															
NO. Name	Min	FG M-A	3P M-A	FT M-A	Rebounds OR DR TOT	Fouls PF FD	TP AS	TO ST	Blocks BS BA	+/-	Shooting By Period				
3 Hannah Lirithcum	F 15:56	0-1	0-0	0-0	2 2 2	1 0	2	1	0	2	0	0	14	1st FG%	4-13 30.8%
43 Hayley Frank	F 26:38	1-12	0-3	0-0	0 2 2	3 4	2	1	0	0	0	2	28	3PT%	0-4 0.0%
0 Grace Slaughter	G 39:04	4-13	0-3	2-4	0 4 4	0 5	10	0	2	0	0	0	-21	2nd FG%	3-8 37.5%
4 Mama Dembele	F 34:17	5-9	0-0	1-2	0 3 3	2 2	11	3	2	4	0	0	-15	3PT%	0-1 0.0%
24 Ashton Judd	G 33:42	5-10	0-4	4-5	0 6 6	4 7	10	0	0	4	1	0	-16	FT%	1-1 100%
23 Abbey Screackre	12:20	2-3	0-1	2-2	0 1 1	3 3	6	0	2	1	0	0	-12	3rd FG%	5-9 55.6%
14 Abby Feit	15:36	0-0	0-0	2-2	0 0 0	2 1	2	1	1	0	0	0	3	3PT%	0-1 0.0%
5 Hilke Fedirpape	11:51	2-2	0-0	0-1	1 2 1	1 1	4	0	2	0	0	1	-3	FT%	6-9 66.7%
20 Sarah Lirithcum	02:26	0-0	0-0	0-0	0 0 0	1 0	0	0	0	0	0	0	1	4th FG%	5-11 45.5%
Team					1 3 4		0	3						3PT%	0-1 0.0%
Totals		17-41	0-7	11-16	2 22	24	18	24	6	18	5	2	21	FT%	2-3 66.7%

Technical Fouls: NONE															
Dead Ball Rebounds: 2-0															
NO. Name	Min	FG M-A	3P M-A	FT M-A	Rebounds OR DR TOT	Fouls PF FD	TP AS	TO ST	Blocks BS BA	+/-	Shooting By Period				
3 Hannah Lirithcum	F 15:56	0-1	0-0	0-0	2 2 2	1 0	2	1	0	2	0	0	14	1st FG%	4-13 30.8%
43 Hayley Frank	F 26:38	1-12	0-3	0-0	0 2 2	3 4	2	1	0	0	0	2	28	3PT%	0-4 0.0%
0 Grace Slaughter	G 39:04	4-13	0-3	2-4	0 4 4	0 5	10	0	2	0	0	0	-21	2nd FG%	3-8 37.5%
4 Mama Dembele	F 34:17	5-9	0-0	1-2	0 3 3	2 2	11	3	2	4	0	0	-15	3PT%	0-1 0.0%
24 Ashton Judd	G 33:42	5-10	0-4	4-5	0 6 6	4 7	10	0	0	4	1	0	-16	FT%	1-1 100%
23 Abbey Screackre	12:20	2-3	0-1	2-2	0 1 1	3 3	6	0	2	1	0	0	-12	3rd FG%	5-9 55.6%
14 Abby Feit	15:36	0-0	0-0	2-2	0 0 0	2 1	2	1	1	0	0	0	3	3PT%	0-1 0.0%
5 Hilke Fedirpape	11:51	2-2	0-0	0-1	1 2 1	1 1	4	0	2	0	0	1	-3	FT%	6-9 66.7%
20 Sarah Lirithcum	02:26	0-0	0-0	0-0	0 0 0	1 0	0	0	0	0	0	0	1	4th FG%	5-11 45.5%
Team					1 3 4		0	3						3PT%	0-1 0.0%
Totals		17-41	0-7	11-16	2 22	24	18	24	6	18	5	2	21	FT%	2-3 66.7%

Miss										Mizzou									
25 (4 th 2:16)										3 (1 st 0:10)									
Biggest lead										Turnovers									
20										14									
Best Scoring Run										Points									
13 (4 th 3:30)										24 32									
Lead Changes										2									
2										Second Chance									
Times Tied										0 11									
Time with Lead										36:21 03:18									
36:21										19 12									
Bench										19 12									

Period by Period Scoring				
	1st	2nd	3rd	4th TOT
Miss	13	13	18	22
Mizzou	10	7	16	22
	45	20	34	45

Dead Ball Rebounds: 3

3PT% 0-7 0.0%
FT% 11-16 68.8%

Miss		Mizzou		Points from		Period by Period Scoring						
Biggest lead	25 (4 th 2:16)	3 (1 st 7:01)		Turnovers	20 14		1st	2nd	3rd	4th	OT	TOT
Best Scoring Run	13 (4 th 7:30)	11 (3 rd 1:10)		Paint	14 32		Miss	13	13	18	22	66
Lead Changes	2			Second Chance	18 0							
Times Tied	0			Fast Breaks	3 11							
Time with Lead	36:21	03:18		Bench	19 12		Mizzou	10	7	16	12	45



GAME 26 • GEORGIA (W, 73-51)

Georgia - 51		Record: 11-15 (2-11)														
NO. Name	Min	FG	3P	FT	Rebounds	Fouls	TP	AS	TO	ST	Blocks	BS	BA	+/-	Shooting By Period	
		M-A	M-A	M-A	OR DR TOT	PF FD										
20 Jordan Cole	F 19:58	0-1	0-0	2-4	0 2 2	3 2	2	1	1	0	1	1	1	-9	1st	3PT% 1-3 33.3%
26 Jayvin Nicholson	F 37:45	13-28	0-0	0-2	1 3 4	1 3	28	1	3	2	1	2	2	-17	3PT%	1-3 33.3%
10 De'Mauri Flournoy	G 20:17	2-10	1-6	1-2	0 3 3	2 2	6	0	1	0	0	0	0	-13	2nd	FG% 1-9 11.1%
11 Asia Avinger	G 30:19	3-8	1-3	1-1	1 3 4	3 3	8	4	6	0	0	0	0	-17	3PT%	0-2 0.0%
12 Taniyah Thompson	G 11:45	0-2	0-0	0-0	0 0 0	0 0	1	0	0	0	0	0	0	-17	FT%	1-2 50%
1 Chioe Chapman	28:58	1-2	0-1	0-0	1 5 6	1 1	2	6	2	1	0	0	0	-20	3rd	FG% 8-14 57.1%
2 Savannah Henderson	19:55	1-1	0-0	0-0	0 0 0	0 0	2	0	3	0	0	0	0	-12	3PT%	1-4 25.0%
30 Amiya Evans	04:19	0-0	0-0	0-0	0 0 0	0 0	4	0	0	0	0	0	0	-9	FT%	4-6 66.7%
33 Destiny Thomas	10:56	0-0	0-0	0-0	1 2 3	2 0	0	0	1	1	0	0	0	-8	4th	FG% 6-13 46.2%
21 Fatima Diakhate	07:04	0-1	0-0	2-2	1 0 1	1 1	2	0	0	0	0	0	0	-1	3PT%	1-2 50.0%
13 Stefanie Ingram	08:46	0-0	0-0	2-2	0 0 0	0 0	2	2	1	0	0	0	0	0	FT%	2-2 100%
Team					0 2 2		0	1							GM FG%	20-47 42.6%
Totals		20-47	3-11	8-13	5 21 26	20 14	51	13	18	4	4	4	4	-22	3PT%	3-11 27.3%
Technical Fouls: NONE																
FT% 8-13 61.5%																

Ole Miss - 73		Record: 19-7 (9-4)				
---------------	--	--------------------	--	--	--	--

Graduate Student • Guard • 5-8

**GAME 29 • ARKANSAS • MARCH 3**

Senior • Guard • 5-8



- Daughter of Latonya Davis
- Majoring in multi-disciplinary studies

Games Played	Minutes/ game	Points/ game	FG Pct	3FG Pct	FT Pct	Rebounds/ game	Assists/ game	Turnovers/ game	Assist/Turnover ratio	Steals/ game	Blocks/ game
28	26.8	13.8	45.3	23.8	69.6	4.8	1.2	1.6	0.7	1.4	0.6

Tenisha Gist	2001-04
Marlee Hatcher	2018
Lindsay Roy	2004-08
Jonell Williams	2015

Points: 26, at Alabama (02/26/23)
Rebounds: 11, vs. Oral Roberts (11/25/20)
Assists: 4, vs. Georgia (02/22/24)
Steals: 5, vs. Oral Roberts (11/25/20)
Blocks: 2, 6x, last vs. MSU (02/18/24)
Field Goals: 11, vs. Tennessee (01/28/24)
Free Throws: 8, at Arkansas (01/29/23)
Three Pointers: 3, at Southern Miss (12/02/23)

Points: 25, at Vanderbilt (02/01/24)
Rebounds: 10, at Florida (02/15/24)
Assists: 4, vs. Georgia (02/22/24)
Steals: 4, 3x, last vs. Georgia (02/22/24)
Blocks: 2, 4x, last vs. MSU (02/18/24)
Field Goals: 11, vs. Tennessee (01/28/24)
Free Throws: 6, 3x, last vs. Georgia (02/22/24)
Three Pointers: 3, at Southern Miss (12/02/23)

Double-Figure Points: 22x, last at Kentucky (02/29/24)
Double-Figure Rebounds: 1x, at Florida (02/15/24)
Double-Doubles: 1x, at Florida (02/15/24)
5+ Rebounds: 14x, last vs. Georgia (02/22/24)
5+ Assists: --
Led Team in Points: 12x, last vs. Georgia (02/22/24)
Led Team in Rebounds: 2x, vs. LSU (01/07/24)
Led Team in Assists: 1x, vs. Howard (11/18/23)

				Field Goals		3-Point		F-Throws		Rebounds											Scoring	
SEASON	TEAM	GP-GS	MIN/AVG	FG-FGA	FG%	3FG-3FGA	3FG%	FT-FTA	FT%	OFF	DEF	TOT	AVG	PF-FO	A	TO	BLK	STL	PTS	AVG		
2019-20	Ark	18-0	151/8.4	16-45	.356	2-14	.143	11-24	.458	16	21	37	2.1	11-0	5	15	4	7	45	2.5		
2020-21	Ark	26-0	310/11.9	43-95	.453	6-20	.300	27-36	.750	12	43	55	2.1	26-0	10	14	6	22	119	4.6		
2021-22	Ark	7-1	86/12.2	14-33	.424	1-6	.167	12-18	.667	4	13	17	2.4	10-0	4	4	1	6	41	5.9		
2022-23	OM	34-26	772/22.7	137-300	.457	12-44	.273	70-100	.700	47	117	164	4.8	62-1	28	55	7	32	356	10.5		
2023-24	OM	28-28	751/26.8	153-338	.453	10-42	.238	71-102	.696	43	92	135	4.8	46-0	33	45	16	40	387	13.8		
TOTAL FOR OM		62-54	1523/24.6	290-638	.455	22-86	.256	141-202	.698	90	209	299	4.8	108-1	61	100	23	72	743	12.0		
TOTAL		113-55	2069/18.3	363-811	.448	31-126	.246	191-280	.682	122	286	408	3.6	155-1	80	133	34	107	948	8.4		

3

kennedy TODD-WILLIAMS

Jacksonville, N.C. • Jacksonville • North Carolina

Senior* • Guard • 6-0



NOTES

AT NORTH CAROLINA

- Played in 89 games for the Tar Heels, making 70 starts
- Earned Second-Team All-ACC accolades as a junior
- Ranked second for UNC in scoring (13.4 ppg) in her third season
- Led Carolina in made three's with 52 in 2022-23
- Notched a career-high 22 points at Pitt this past season
- Averaged double figures as a sophomore, with 10.8 points per game, doubling her scoring average from her freshman season

HIGH SCHOOL

- Ranked as the No. 1 player in the state by Prep Girls Hoops North Carolina
- Named district player of the year and first-team all-state as a senior
- 2020 McDonald's All-American Nominee
- Four-star recruit according to ESPN

PERSONAL

- Daughter of Brenda Williams and Jeff Todd
- Born September 8, 2001

SEASON GAME-BY-GAME

Opponent	Date	GS	MIN	Total		3-Pointers		Free throws		Rebounds				PF	A	TO	BLK	STL	PTS	AVG	
				FG-FGA	PCT	3FG-3FGA	PCT	FT-FTA	PCT	OFF	DEF	TOT	AVG								
Queens (NC)	11/06/2023	*	21:21	4-11	.364	0-1	.000	2-4	.500	4	3	7	7.0	2	2	0	1	10	10.0		
Oklahoma	11/09/2023	*	29:40	4-13	.308	2-5	.400	3-4	.750	3	2	5	6.0	3	0	1	2	1	13	11.5	
Temple	11/15/2023	*	21:53	1-4	.250	0-1	.000	1-2	.500	2	1	3	5.0	0	0	1	0	1	3	8.7	
vs Howard	11/18/2023	*	28:35	4-15	.267	0-5	.000	0-0	.000	0	4	4	4.8	2	2	0	1	1	8	8.5	
vs Arizona	11/19/2023	*	30:25	3-9	.333	0-3	.000	1-1	1.000	1	6	7	5.2	1	1	2	0	2	7	8.2	
vs Michigan	11/20/2023	*	26:44	4-7	.571	0-0	.000	0-0	.000	0	4	4	5.0	2	0	2	0	0	8	8.2	
Little Rock	11/25/2023	*	22:59	0-5	.000	0-1	.000	2-2	1.000	0	2	2	4.6	2	0	0	0	0	2	7.3	
Louisville	11/29/2023	*	23:07	1-7	.143	0-2	.000	2-2	1.000	0	2	2	4.3	1	2	3	0	2	4	6.9	
at Southern Miss.	12/02/2023		17:56	1-3	.333	1-1	1.000	0-0	.000	0	0	0	3.8	1	0	2	1	0	3	6.4	
Mississippi Val.	12/12/2023		22:39	4-11	.364	0-1	.000	2-2	1.000	1	3	4	3.8	1	2	1	1	0	10	6.8	
at South Alabama	12/18/2023		23:52	2-7	.286	1-3	.333	5-6	.833	1	1	2	3.6	0	3	1	0	1	10	7.1	
at Ark.-Pine Bluff	12/21/2023		32:12	5-8	.625	0-1	.000	1-2	.500	2	5	7	3.9	4	1	0	0	1	11	7.4	
Alcorn	12/30/2023		19:04	1-2	.500	0-1	.000	8-9	.889	2	0	2	3.8	0	2	2	1	4	10	7.6	
at Alabama	01/04/2024		28:43	2-7	.286	0-1	.000	6-6	1.000	3	4	7	4.0	3	0	5	0	1	10	7.8	
LSU	01/07/2024		21:37	1-7	.143	0-1	.000	2-2	1.000	0	3	3	3.9	3	3	2	0	1	4	7.5	
Auburn	01/11/2024	*	30:02	4-12	.333	0-2	.000	0-0	.000	3	0	3	3.9	0	1	2	0	2	8	7.6	
at Mississippi St.	01/14/2024		25:52	2-6	.333	1-3	.333	2-2	1.000	3	1	4	3.9	2	2	2	0	0	7	7.5	
at Georgia	01/21/2024	*	38:26	10-15	.667	2-3	.667	0-0	.000	4	2	6	4.0	1	5	1	0	1	22	8.3	
Florida	01/25/2024	*	32:03	3-9	.333	0-0	.000	5-14	.357	3	6	9	4.3	2	8	2	0	1	11	8.5	
Tennessee	01/28/2024	*	36:55	4-8	.500	0-1	.000	4-4	1.000	1	2	3	4.2	2	7	1	2	2	12	8.7	
at Vanderbilt	02/01/2024	*	38:40	4-12	.333	0-3	.000	2-2	1.000	2	3	5	4.2	2	2	4	2	0	10	8.7	
at South Carolina	02/04/2024	*	31:34	2-6	.333	0-1	.000	5-6	.833	1	3	4	4.2	3	2	5	0	0	9	8.7	
Texas A&M	02/08/2024	*	17:36	2-5	.400	1-1	1.000	1-2	.500	1	2	3	4.2	3	1	1	1	3	6	8.6	
at Florida	02/15/2024	*	40:16	6-14	.429	0-1	.000	6-10	.600	5	4	9	4.4	2	1	1	2	18	9.0		
Mississippi St.	02/18/2024	*	41:36	4-13	.308	2-4	.500	6-6	1.000	6	5	11	4.6	2	5	1	2	4	16	9.3	
Georgia	02/22/2024	*	33:08	6-11	.545	1-2	.500	2-3	.667	0	3	3	4.6	0	4	1	2	1	15	9.5	
at Missouri	02/26/2024	*	35:09	3-12	.250	0-4	.000	6-6	1.000	2	3	5	4.6	2	4	0	0	1	12	9.6	
at Kentucky	02/29/2024	*	26:22	5-10	.500	1-2	.500	0-0	.000	3	5	8	4.7	2	4	2	0	1	11	9.6	
Totals			20	798:26	92-249	.369	12-54	.222	74-97	.763	53	79	132	4.7	48	64	47	16	34	270	9.6

Player Averages

Games Played	Minutes/game	Points/game	FG Pct	3FG Pct	FT Pct	Rebounds/game	Assists/game	Turnovers/game	Assist/Turnover ratio	Steals/game	Blocks/game
28	28.5	9.6	36.9	22.2	76.3	4.7	2.3	1.7	1.4	1.2	0.6

THE TODD-WILLIAMS FILE

BIRTHDAY

SEPTEMBER 8, 2001

MAJOR

GENERAL BUSINESS

OTHER REBELS TO WEAR #3

Ashley Awkward	2004-05-06-07
Takela Corbitt	1999-2000-2001
A'Queen Hayes	2014-15-16
Donnetta Johnson	2021-22
Valencia McFarland	2011-12-13-14

CAREER HIGHS

Points: 22, 2x, last at Georgia (01/21/24)
Rebounds: 12, vs. App State (11/17/21)
Assists: 9, vs. South Carolina State (12/03/20)
Steals: 5, vs. Clemson (01/02/22)
Blocks: 2, 10x, last vs. Georgia (02/22/24)
Field Goals: 10, at Georgia (01/21/24)
Free Throws: 8, 2x, last vs. Alcorn St. (12/30/23)
Three Pointers: 4, 2x, last vs. Wofford (12/11/22)

SEASON HIGHS

Points: 22, at Georgia (01/21/24)
Rebounds: 11, vs. MSU (02/18/24)
Assists: 8, vs. Florida (01/25/24)
Steals: 4, 2x, last vs. MSU (02/18/24)
Blocks: 2, 5x, last vs. Georgia (02/22/24)
Field Goals: 10, at Georgia (01/21/24)
Free Throws: 8, vs. Alcorn St. (12/30/23)
Three Pointers: 2, 3x, last vs. MSU (02/18/24)

SEASON SUPERLATIVES

Double-Figure Points: 16x, last at Kentucky (02/29/24)
Double-Figure Rebounds: 1x, vs. MSU (02/18/24)
Double-Doubles: 1x, vs. MSU (02/18/24)
5+ Rebounds: 12x, last at Kentucky (02/29/24)
5+ Assists: 4x, last vs. MSU (02/18/24)
Led Team in Points: 1x, at Georgia (01/21/24)
Led Team in Rebounds: 3x, last at Kentucky (02/29/24)
Led Team in Assists: 9x, last at Missouri (02/26/24)

CAREER STATS

SEASON	TEAM	GP-GS	MIN/AVG	Field Goals		3-Point		F-Throws		Rebounds				Scoring						
				FG-FGA	FG%	3FG-3FGA	3FG%	FT-FTA	FT%	OFF	DEF	TOT	AVG	PF-FO	A	TO	BLK	STL	PTS	AVG
2020-21	UNC	24-5	448/18.7	43-120	.358	14-42	.333	39-55	.709	39	77	116	4.8	37-0	42	37	7	15	139	5.8
2021-22	UNC	32-32	961/30.0	128-303	.422	25-90	.278	66-84	.786	60	127	187	5.8	76-0	71	57	14	49	347	10.8
2022-23	UNC	33-33	1057/32.0	158-401	.394	52-161	.323	73-97	.753	53	124	177	5.4	85-2	44	78	10	42	441	13.4
2023-24	OM	28-20	798/28.5	92-249	.369	12-54	.222	74-97	.763	53	79	132	4.7	48-0	64	47	16	34	270	9.6
TOTAL FOR OM		28-20	798/28.5	92-249	.369	12-54	.222	74-97	.763	53	79	132	4.7	48-0	64	47	16	34	270	9.6
TOTAL		117-90	3265/27.9	421-1073	.392	103-347	.297	252-333	.757	205	407	612	5.2	246-2	221	219	47	140	1197	10.2

5 snudda COLLINS

Brookhaven, Miss. • Brookhaven

Senior* • Forward • 6-1



NOTES

2022-23 (JUNIOR)

- Appeared in all 34 games, starting in 20
- Led Ole Miss from deep with 97 made shots from beyond the arc
- Reached double-figures in points, 14 times
- Tied her career-high three times in three's with five made triples

2021-22 (SOPHOMORE)

- Played in all 32 games, making 18 starts
- Led the Rebels, draining 44 triples, shooting at a 30.3 percent clip from the field
- Dropped a season-high 20 points at Auburn, including a career-high tying five three's

2020-21 (FRESHMAN)

- SEC All-Freshman
- Two-time SEC Freshman of the Week
- Set the program record for the most points by any

Rebel in their freshman debut

- Nine games with three or more made three's

HIGH SCHOOL

- Three-star rated recruit by ESPN
- No. 4 ranked recruit in Mississippi
- No. 29 ranked forward nationally by ESPN
- 12.0 points, 4.5 rebounds, 2.2 assists, 1.7 steals and 1.3 blocks per game in HS career
- 18.6 points, 7.4 rebounds, 2.7 assists, 2.0 blocks and 1.7 steals her senior year
- Led Brookhaven to a 5A state runner-up finish in 2020
- Two-time Brookhaven Daily Leader All-Area MVP
- Named 2020 Clarion Ledger All-State
- Member of Brookhaven's 1,000-point club

PERSONAL

- Full first name is Silentianna
- Daughter of Kadeesha Ellis Gamble

SEASON GAME-BY-GAME

Opponent	Date	GS	MIN	Total		3-Pointers		Free throws		Rebounds			PF	A	TO	BLK	STL	PTS	AVG	
				FG-FGA	PCT	3FG-3FGA	PCT	FT-FTA	PCT	OFF	DEF	TOT								AVG
Queens (NC)	11/06/2023		19:48	6-10	.600	2-4	.500	3-4	.750	0	1	1	1.0	1	1	0	0	17	17.0	
Oklahoma	11/09/2023		26:50	4-14	.286	0-6	.000	7-9	.778	0	2	2	1.5	3	1	4	0	15	16.0	
Temple	11/15/2023		14:07	3-7	.429	2-3	.667	2-2	1.000	1	1	2	1.7	2	0	2	0	10	14.0	
vs Howard	11/18/2023		20:48	2-9	.222	1-5	.200	0-0	.000	0	4	4	2.3	3	1	1	1	0	5	11.8
vs Arizona	11/19/2023		20:13	1-7	.143	0-2	.000	0-0	.000	1	3	4	2.6	2	0	2	0	2	9.8	
vs Michigan	11/20/2023		25:46	3-10	.300	1-3	.333	2-2	1.000	2	1	3	2.7	1	1	1	1	0	9	9.7
Little Rock	11/25/2023		25:25	4-7	.571	2-4	.500	1-2	.500	0	4	4	2.9	2	1	2	0	11	9.9	
Louisville	11/29/2023	*	35:00	8-13	.615	1-5	.200	5-8	.625	0	2	2	2.8	3	0	2	1	0	22	11.4
at Southern Miss.	12/02/2023	*	33:12	4-17	.235	1-8	.125	5-7	.714	1	4	5	3.0	2	2	1	1	1	14	11.7
Mississippi Val.	12/12/2023	*	25:15	6-8	.750	1-2	.500	1-2	.500	0	2	2	2.9	2	2	2	0	1	14	11.9
at South Alabama	12/18/2023	*	25:38	2-13	.154	2-7	.286	2-2	1.000	1	1	2	2.8	2	0	1	1	0	8	11.5
at Ark.-Pine Bluff	12/21/2023	*	26:46	3-13	.231	0-3	.000	1-1	1.000	0	3	3	2.8	2	1	2	1	1	7	11.2
Alcorn	12/30/2023	*	15:57	2-7	.286	2-6	.333	0-0	.000	0	0	0	2.6	1	3	1	0	0	6	10.8
at Alabama	01/04/2024	*	30:57	1-11	.091	0-1	.000	3-4	.750	0	3	3	2.6	5	0	2	1	1	5	10.4
LSU	01/07/2024	*	29:07	3-12	.250	1-5	.200	5-5	1.000	0	1	1	2.5	4	0	3	0	2	12	10.5
Auburn	01/11/2024		18:17	1-6	.167	0-0	.000	0-0	.000	2	1	3	2.6	2	0	0	1	0	2	9.9
at Mississippi St.	01/14/2024	*	36:43	4-12	.333	0-4	.000	4-4	1.000	0	2	2	2.5	2	2	3	3	1	12	10.1
at Georgia	01/21/2024	*	33:17	7-14	.500	3-8	.375	0-0	.000	0	0	0	2.4	1	1	2	0	0	17	10.4
Florida	01/25/2024	*	30:38	2-6	.333	1-4	.250	4-5	.800	0	2	2	2.4	3	3	3	3	3	9	10.4
Tennessee	01/28/2024	*	27:48	0-7	.000	0-4	.000	2-2	1.000	0	0	0	2.3	4	2	2	0	0	2	10.0
at Vanderbilt	02/01/2024	*	25:54	3-8	.375	2-3	.667	4-4	1.000	0	0	0	2.1	5	0	0	0	0	12	10.0
at South Carolina	02/04/2024	*	29:02	1-9	.111	0-2	.000	0-0	.000	0	0	0	2.0	3	0	1	0	2	9.7	
Texas A&M	02/08/2024	*	36:40	4-12	.333	4-8	.500	2-2	1.000	1	1	2	2.0	1	1	1	1	1	14	9.9
at Florida	02/15/2024	*	28:11	0-7	.000	0-3	.000	2-2	1.000	0	1	1	2.0	5	1	3	1	0	2	9.5
at Missouri	02/26/2024	*	17:47	5-11	.455	4-7	.571	0-0	.000	0	1	1	2.0	3	1	1	0	0	14	9.7
at Kentucky	02/29/2024	*	17:14	2-7	.286	1-4	.250	0-0	.000	0	0	0	1.9	2	0	0	0	0	5	9.5
Totals			18 676:22	81-257	.315	31-111	.279	55-67	.821	9	40	49	1.9	66	24	42	16	14	248	9.5

Player Averages

Games Played	Minutes/ game	Points/ game	FG Pct	3FG Pct	FT Pct	Rebounds/ game	Assists/ game	Turnovers/ game	Assist/Turnover ratio	Steals/ game	Blocks/ game
26	26.0	9.5	31.5	27.9	82.1	1.9	0.9	1.6	0.6	0.5	0.6

CAREER STATS

				Field Goals		3-Point		F-Throws		Rebounds										Scoring	
SEASON	TEAM	GP-GS	MIN/AVG	FG-FGA	FG%	3FG-3FGA	3FG%	FT-FTA	FT%	OFF	DEF	TOT	AVG	PF-FO	A	TO	BLK	STL	PTS	AVG	
2020-21	OM	27-15	606/22.4	62-188	.330	43-114	.377	12-20	.600	12	51	63	2.3	58-0	12	19	10	19	179	6.6	
2021-22	OM	32-18	715/22.4	64-204	.314	44-145	.303	16-27	.593	8	37	45	1.4	48-0	12	15	12	20	188	5.9	
2022-23	OM	34-20	935/27.5	97-301	.322	55-197	.279	54-80	.675	29	46	75	2.2	67-1	27	48	19	17	303	8.9	
2023-24	OM	26-18	676/26.0	81-257	.315	31-111	.279	55-67	.821	9	40	49	1.9	66-3	24	42	16	14	248	9.5	
TOTAL		119-71	2933/24.6	304-950	.320	173-567	.305	137-194	.706	58	174	232	1.9	239-4	75	124	57	70	918	7.7	

THE COLLINS FILE

BIRTHDAY	DEC. 19, 2001
MAJOR	PSYCHOLOGY

OTHER REBELS TO WEAR #5

Crystal Allen	2019
Elizabeth Cansdale	2002-03-04-05
Erika Sisk	2014-15-16-17
Jasmine Trotter	2010-11-12

CAREER HIGHS

Points: 23, vs. McNeese State (11/30/20)
Rebounds: 7, vs. Auburn (01/07/21)
Assists: 4, at Mississippi State (01/01/23)
Steals: 4, vs. Rice (03/28/21)
Blocks: 3, 6x, last vs. Florida (01/25/24)
Field Goals: 8, vs. Louisville (11/29/23)
Free Throws: 7, 2x, last vs. Oklahoma (11/09/23)
Three Pointers: 5, 5x, last vs. Mississippi State (01/26/23)

SEASON HIGHS

Points: 22, vs. Louisville (11/29/23)
Rebounds: 5, at Southern Miss (12/02/23)
Assists: 3, 2x, last vs. Florida (01/25/24)
Steals: 3, vs. Florida (01/25/24)
Blocks: 3, 2x, last vs. Florida (01/25/24)
Field Goals: 8, vs. Louisville (11/29/23)
Free Throws: 7, vs. Oklahoma (11/09/23)
Three Pointers: 4, 2x, last at Missouri (02/26/24)

SEASON SUPERLATIVES

Double-Figure Points: 13x, last at Missouri (02/26/24)
Double-Figure Rebounds: --
Double-Doubles: --
5+ Rebounds: 1x, at Southern Miss (12/02/23)
5+ Assists: --
Led Team in Points: 6x, last at Missouri (02/26/24)
Led Team in Rebounds: --
Led Team in Assists: --

Mauldin, S.C. • Greenville

Freshman • Center • 6-4



NOTES

- Standout at Greenville High School, averaging 18.5 points, 13.9 rebounds, 6.7 blocks and 1.7 steals as a junior

- Earned South Carolina All-State accolades in 2021 and 2022
- Ranked as the No. 3 player in South Carolina by Prep Girls Hoops
- Rated as a four-star prospect and the No. 99 player in the country by ESPN's HoopGurlz

- Born April 9, 2005
- Daughter of Jocelyn Nix and David Young
- Father David played basketball at Clemson

SEASON GAME-BY-GAME

Opponent	Date	GS	MIN	Total		3-Pointers		Free throws		Rebounds			PF	A	TO	BLK	STL	PTS	AVG	
				FG-FGA	PCT	3FG-3FGA	PCT	FT-FTA	PCT	OFF	DEF	TOT								AVG
Alcorn	12/30/2023		07:25	1-2	.500	0-0	.000	0-0	.000	0	1	1	1.0	1	0	1	1	2	2.0	
LSU	01/07/2024		05:31	0-0	.000	0-0	.000	0-0	.000	0	1	1	1.0	0	0	1	1	2	0.1	
Auburn	01/17/2024		07:18	1-1	1.000	0-0	.000	0-0	.000	0	2	2	1.3	2	0	2	0	1	2	1.3
at Georgia	01/21/2024		02:19	1-3	.333	0-0	.000	0-0	.000	0	0	0	1.0	0	0	0	0	0	2	1.5
at South Carolina	02/04/2024		04:32	1-2	.500	0-1	.000	0-0	.000	0	0	0	0.8	0	0	0	0	0	2	1.6
Georgia	02/22/2024		09:25	1-2	.500	0-0	.000	3-4	.750	4	0	4	1.3	0	0	0	0	5	2.2	
at Kentucky	02/29/2024		11:06	1-4	.250	0-0	.000	1-2	.500	1	3	4	1.7	1	0	0	2	0	3	2.3
Totals			0 47:36	6-14	.429	0-1	.000	4-6	.667	5	7	12	1.7	7	0	4	4	4	16	2.3

Games Played	Minutes/ game	Points/ game	FG Pct	3FG Pct	FT Pct	Rebounds/ game	Assists/ game	Turnovers/ game	Assist/Turnover ratio	Steals/ game	Blocks/ game
7	6.8	2.3	42.9	0.0	66.7	1.7	0.0	0.6	0.0	0.6	0.6

BIRTHDAY

APRIL 9, 2005

MAJOR

GENERAL BUSINESS

OTHER REBELS TO WEAR #10

Carla Bartee	2005-06-07-08
Joy Eichelberger	1987-88
Jeanie Loyd	1978-79
Diara Moore	2012-13-14
Cecilia Muhate	2016-17-18-19
Lucy Noble	1982-83
Regan Seybert	1994-95-96-97
Phyllis Stafford	1988-89
Sherika Wright	2001-02

CAREER HIGHS

Points: 5, vs. Georgia (02/22/24)

Rebounds: 4, 2x, last at Kentucky (02/29/24)

Assists: --

Steals: 2, vs. LSU (01/07/24)

Blocks: 2, at Kentucky (02/29/24)

Field Goals: 1, 6x, last at Kentucky (02/29/24)

Free Throws: 3, vs. Georgia (02/22/24)

Three Pointers: --

SEASON HIGHS

Points: 5, vs. Georgia (02/22/24)

Rebounds: 4, 2x, last at Kentucky (02/29/24)

Assists: --

Steals: 2, vs. LSU (01/07/24)

Blocks: 2, at Kentucky (02/29/24)

Field Goals: 1, 6x, last at Kentucky (02/29/24)

Free Throws: 3, vs. Georgia (02/22/24)

Three Pointers: --

SEASON SUPERLATIVES

Double-Figure Points:

Double-Figure Rebounds:

Double-Doubles:

5+ Rebounds:

5+ Assists:

Led Team in Points:

Led Team in Rebounds:

Led Team in Assists:

CAREER STATS

				Field Goals		3-Point		F-Throws		Rebounds									Scoring	
SEASON	TEAM	GP-GS	MIN/AVG	FG-FGA	FG%	3FG-3FGA	3FG%	FT-FTA	FT%	OFF	DEF	TOT	AVG	PF-FO	A	TO	BLK	STL	PTS	AVG
2023-24	OM	7-0	48/6.8	6-14	.429	0-1	.000	4-6	.667	5	7	12	1.7	7-0	0	4	4	4	16	2.3
TOTAL		7-0	48/6.8	6-14	.429	0-1	.000	4-6	.667	5	7	12	1.7	7-0	0	4	4	4	16	2.3

12 marija AVLIJAS

Belgrade, Serbia • Art Basket

Freshman • Guard • 5-11



NOTES

HIGH SCHOOL

- Ranked as the third best player coming out of Europe by WorldWideHoops in the class of 2023
- Participated in multiple Basketball Without Borders events throughout Europe
- Named the MVP at the 2021 FIBA U16 European Challengers, after averaging 25.2 points per game

PERSONAL

- Born January 6, 2005
- Daughter of Milicia Avlijas

SEASON GAME-BY-GAME

Opponent	Date	GS	MIN	Total		3-Pointers		Free throws		Rebounds				PF	A	TO	BLK	STL	PTS	AVG
				FG-FGA	PCT	3FG-3FGA	PCT	FT-FTA	PCT	OFF	DEF	TOT	AVG							
Queens (NC)	11/06/2023		12:30	0-0	.000	0-0	.000	4-8	.500	1	2	3	3.0	2	0	1	1	0	4	4.0
Oklahoma	11/09/2023		03:50	0-0	.000	0-0	.000	0-0	.000	0	0	0	1.5	1	0	0	0	1	0	2.0
Temple	11/15/2023	*	15:14	2-4	.500	0-0	.000	0-0	.000	1	1	2	1.7	2	0	3	0	0	4	2.7
vs Howard	11/18/2023		04:21	0-0	.000	0-0	.000	0-2	.000	1	0	1	1.5	1	1	1	0	0	0	2.0
vs Arizona	11/19/2023		01:35	0-0	.000	0-0	.000	0-0	.000	0	0	0	1.2	1	0	1	0	0	0	1.6
vs Michigan	11/20/2023		27:37	5-10	.500	0-2	.000	1-2	.500	0	1	1	1.2	0	3	2	1	2	11	3.2
Little Rock	11/25/2023	*	18:08	3-6	.500	0-1	.000	1-1	1.000	2	0	2	1.3	0	0	3	0	1	7	3.7
Louisville	11/29/2023		05:51	0-0	.000	0-0	.000	0-0	.000	0	0	0	1.1	3	1	2	0	0	0	3.3
at Southern Miss.	12/02/2023		07:33	0-2	.000	0-1	.000	0-0	.000	0	0	0	1.0	2	0	0	0	0	0	2.9
Mississippi Val.	12/12/2023		11:26	1-2	.500	0-0	.000	0-2	.000	0	0	0	0.9	0	2	0	0	1	2	2.8
at South Alabama	12/18/2023		12:58	0-2	.000	0-2	.000	0-0	.000	0	1	1	0.9	1	0	0	0	0	0	2.5
Alcorn	12/30/2023		12:46	1-1	1.000	0-0	.000	1-3	.333	0	0	0	0.8	0	1	0	0	0	3	2.6
LSU	01/07/2024		03:10	0-0	.000	0-0	.000	0-0	.000	0	0	0	0.8	0	1	1	0	0	0	2.4
Auburn	01/11/2024		01:12	0-0	.000	0-0	.000	0-0	.000	0	0	0	0.7	0	0	0	0	0	0	2.2
at Mississippi St.	01/14/2024		00:51	0-0	.000	0-0	.000	0-0	.000	0	0	0	0.7	1	0	0	0	0	0	2.1
Florida	01/25/2024		00:40	0-0	.000	0-0	.000	0-0	.000	0	0	0	0.6	0	0	0	0	0	0	1.9
at Kentucky	02/29/2024		02:59	0-0	.000	0-0	.000	0-0	.000	0	0	0	0.6	1	1	0	0	0	0	1.8
Totals			2 142:42	12-27	.444	0-6	.000	7-18	.389	5	5	10	0.6	15	10	14	2	5	31	1.8

Player Averages

Games Played	Minutes/game	Points/game	FG Pct	3FG Pct	FT Pct	Rebounds/game	Assists/game	Turnovers/game	Assist/Turnover ratio	Steals/game	Blocks/game
17	8.4	1.8	44.4	0.0	38.9	0.6	0.6	0.8	0.7	0.3	0.1

THE AVLIJAS FILE	
BIRTHDAY	JANUARY 6, 2005
MAJOR	FRESHMAN STUDIES
OTHER REBELS TO WEAR #12	

Wanda Austin	1978-81
Gail Eaves	1989-92
Gracie Frizzell	2011-15
Barbara Johnson	2018
Erin Newsom	2003
Lindy Noble	1982-83
Kelsey Nutt	2011
Anita Richardson	1986

CAREER HIGHS

Points: 11, vs. Michigan (11/20/23)
Rebounds: 3, vs. Queens (11/06/23)
Assists: 3, vs. Michigan (11/20/23)
Steals: 2, vs. Michigan (11/20/23)
Blocks: 1, 2x, last vs. Michigan (11/20/23)
Field Goals: 5, vs. Michigan (11/20/23)
Free Throws: 4, vs. Queens (11/06/23)
Three Pointers: --

SEASON HIGHS

Points: 11, vs. Michigan (11/20/23)
Rebounds: 3, vs. Queens (11/06/23)
Assists: 3, vs. Michigan (11/20/23)
Steals: 2, vs. Michigan (11/20/23)
Blocks: 1, 2x, last vs. Michigan (11/20/23)
Field Goals: 5, vs. Michigan (11/20/23)
Free Throws: 4, vs. Queens (11/06/23)
Three Pointers: --

SEASON SUPERLATIVES

Double-Figure Points: 1x, vs. Michigan (11/20/23)
Double-Figure Rebounds: --
Double-Doubles: --
5+ Rebounds: --
5+ Assists: --
Led Team in Points: 1x, vs. Michigan (11/20/23)
Led Team in Rebounds: --
Led Team in Assists: 1x, vs. Michigan (11/20/23)

CAREER STATS


				Field Goals		3-Point		F-Throws		Rebounds									Scoring	
SEASON	TEAM	GP-GS	MIN/AVG	FG-FGA	FG%	3FG-3FGA	3FG%	FT-FTA	FT%	OFF	DEF	TOT	AVG	PF-FO	A	TO	BLK	STL	PTS	AVG
2023-24	OM	17-2	143/8.4	12-27	.444	0-6	.000	7-18	.389	5	5	10	0.6	15-0	10	14	2	5	31	1.8
TOTAL		17-2	143/8.4	12-27	.444	0-6	.000	7-18	.389	5	5	10	0.6	15-0	10	14	2	5	31	1.8


#13 MARIYAH NOEL

13 mariyah NOEL

Kansas City, Kan. • Bonner Springs

Freshman • Guard • 5-11





NOTES

HIGH SCHOOL

- Three-sport athlete out of Bonner Springs, earning letters in volleyball, basketball and track
- Averaged 23 points, eight rebounds, four assists and two steals per game as a junior
- Two-time Kansas 5A Discus State Champion

PERSONAL

- Born October 6, 2005
- Daughter of Glenda Fay and Noel Brown

SEASON GAME-BY-GAME

Opponent	Date	GS	MIN	Total		3-Pointers		Free throws		Rebounds				PF	A	TO	BLK	STL	PTS	AVG
				FG-FGA	PCT	3FG-3FGA	PCT	FT-FTA	PCT	OFF	DEF	TOT	AVG							
Queens (NC)	11/06/2023		10:27	1-2	.500	0-1	.000	0-0	.000	0	2	2	2.0	0	0	0	0	1	2	2.0
Temple	11/15/2023		08:17	0-1	.000	0-1	.000	0-0	.000	0	0	0	1.0	0	0	0	0	0	0	1.0
Little Rock	11/25/2023		03:20	0-1	.000	0-1	.000	0-0	.000	0	0	0	0.7	0	0	1	0	0	0	0.7
Louisville	11/29/2023		01:04	0-0	.000	0-0	.000	0-0	.000	0	0	0	0.5	0	0	0	0	0	0	0.5
Mississippi Val.	12/12/2023		13:36	1-3	.333	0-1	.000	3-4	.750	0	1	1	0.6	2	0	1	2	2	5	1.4
at South Alabama	12/18/2023		07:18	1-1	1.000	1-1	1.000	0-0	.000	0	0	0	0.5	0	0	1	0	0	3	1.7
Alcorn	12/30/2023		24:39	3-5	.600	1-1	1.000	0-0	.000	0	5	5	1.1	1	4	1	0	0	7	2.4
at Alabama	01/04/2024		04:49	1-1	1.000	0-0	.000	0-0	.000	0	0	0	1.0	0	0	0	0	0	2	2.4
LSU	01/07/2024		00:06	0-0	.000	0-0	.000	0-0	.000	0	0	0	0.9	0	0	0	0	0	0	2.1
Auburn	01/11/2024		04:17	0-1	.000	0-0	.000	0-0	.000	0	0	0	0.8	1	0	1	0	0	0	1.9
at Mississippi St.	01/14/2024		01:17	0-0	.000	0-0	.000	0-0	.000	0	0	0	0.7	0	0	0	0	0	0	1.7
Florida	01/25/2024		06:31	1-3	.333	0-2	.000	1-1	1.000	0	0	0	0.7	0	0	0	0	0	3	1.8
Tennessee	01/28/2024		03:00	0-1	.000	0-0	.000	0-0	.000	0	0	0	0.6	1	1	0	0	0	0	1.7
at South Carolina	02/04/2024		00:42	0-0	.000	0-0	.000	0-0	.000	0	0	0	0.6	0	0	1	0	0	0	1.6
Georgia	02/22/2024		08:38	2-3	.667	0-0	.000	1-3	.333	2	0	2	0.7	1	1	0	0	0	5	1.8
at Missouri	02/26/2024		20:17	0-2	.000	0-0	.000	0-0	.000	3	1	4	0.9	5	1	1	1	0	0	1.7
at Kentucky	02/29/2024		17:43	2-3	.667	0-0	.000	1-2	.500	1	3	4	1.1	1	1	2	1	1	5	1.9
Totals			0 136:01	12-27	.444	2-8	.250	6-10	.600	6	12	18	1.1	12	8	9	4	4	32	1.9

Player Averages

Games Played	Minutes/game	Points/game	FG Pct	3FG Pct	FT Pct	Rebounds/game	Assists/game	Turnovers/game	Assist/Turnover ratio	Steals/game	Blocks/game
17	8.0	1.9	44.4	25.0	60.0	1.1	0.5	0.5	0.9	0.2	0.2

THE NOEL FILE	
BIRTHDAY	OCTOBER 6, 2005
MAJOR	JOURNALISM
OTHER REBELS TO WEAR #13	

Dominique Banks	2020
Heather Bantz	1998-99-00
Renee Chancellor	1988, 1990-91-92
Daney Dees	1976
Dana Fortenberry	1980-81-82-83
Jackie Ivy	1975
Ally Kelly	2002

CAREER HIGHS

Points: 7, vs. Alcorn St. (12/30/23)
Rebounds: 5, vs. Alcorn St. (12/30/23)
Assists: 4, vs. Alcorn St. (12/30/23)
Steals: 2, vs. MVSU (12/12/23)
Blocks: 2, vs. MVSU (12/12/23)
Field Goals: 3, vs. Alcorn St. (12/30/23)
Free Throws: 3, vs. MVSU (12/12/23)
Three Pointers: 1, 2x, last vs. Alcorn St. (12/30/23)

SEASON HIGHS

Points: 7, vs. Alcorn St. (12/30/23)
Rebounds: 5, vs. Alcorn St. (12/30/23)
Assists: 4, vs. Alcorn St. (12/30/23)
Steals: 2, vs. MVSU (12/12/23)
Blocks: 2, vs. MVSU (12/12/23)
Field Goals: 3, vs. Alcorn St. (12/30/23)
Free Throws: 3, vs. MVSU (12/12/23)
Three Pointers: 1, 2x, last vs. Alcorn St. (12/30/23)

SEASON SUPERLATIVES

Double-Figure Points: --
Double-Figure Rebounds: --
Double-Doubles: --
5+ Rebounds: 1x, vs. Alcorn St. (12/30/23)
5+ Assists: --
Led Team in Points: --
Led Team in Rebounds: --
Led Team in Assists: 1x, vs. Alcorn St. (12/30/23)

CAREER STATS

				Field Goals		3-Point		F-Throws		Rebounds									Scoring	
SEASON	TEAM	GP-GS	MIN/AVG	FG-FGA	FG%	3FG-3FGA	3FG%	FT-FTA	FT%	OFF	DEF	TOT	AVG	PF-FO	A	TO	BLK	STL	PTS	AVG
2023-24	OM	17-0	136/8.0	12-27	.444	2-8	.250	6-10	.600	6	12	18	1.1	12-1	8	9	4	4	32	1.9
TOTAL		17-0	136/8.0	12-27	.444	2-8	.250	6-10	.600	6	12	18	1.1	12-1	8	9	4	4	32	1.9

20 THOMPSON

Desoto, Texas • Desoto

Sophomore • Guard • 6-1



NOTES

2022-23 (FRESHMAN)

- Came off the bench for Ole Miss in 30 games
- Scored a season-high 12 points in the win against Kentucky
- Snagged a career-high eight rebounds against Alabama A&M

- Dished out an assist in six games

HIGH SCHOOL

- Member of the No. 11 ranked team nationally at Desoto in 2021
- McDonalds All-America honoree
- Member of the 28-2 team in 2021, winning Desoto's first 6A State Title in program history
- Ranked as a four-star prospect and the No. 8 Texas by ESPN
- Named to the TABC All-State team in 2021

PERSONAL

- Born June 9, 2004
- Daughter of Tamara and Jeff Thompson
- Nickname is Yanna
- Sister Ash'a is a guard at Houston

THE THOMPSON FILE

BIRTHDAY JUNE 9, 2004

MAJOR ART

OTHER REBELS TO WEAR #20

Ashley Johnson	2003-06
Kayla Melson	2007-10
Madinah Muhammad	2016-18
Glenda Springfield	1976-79
Nikki Williams	1993-94

CAREER HIGHS

Points: 12, vs Kentucky (02/13/23)
 Rebounds: 8, vs Alabama A&M (11/29/22)
 Assists: 2, vs. Queens (11/06/23)
 Steals: 2, at South Alabama (12/18/23)
 Blocks: 2, at Stanford (03/19/23)
 Field Goals: 4, 3x, last vs Kentucky (02/13/23)
 Free Throws: 3, 3x, last at South Alabama (12/18/23)
 Three Pointers: 3, at Stanford (03/19/23)

SEASON HIGHS

Points: 5, vs. Queens (11/06/23)
 Rebounds: 3, 2x, last at South Alabama (12/18/23)
 Assists: 2, vs. Queens (11/06/23)
 Steals: 2, at South Alabama (12/18/23)
 Blocks: 1, 2x, last vs. Texas A&M (02/09/24)
 Field Goals: 2, vs. Queens (11/06/23)
 Free Throws: 3, at South Alabama (12/18/23)
 Three Pointers: 1, 2x, last vs. Auburn (01/11/24)

SEASON SUPERLATIVES

Double-Figure Points: --
 Double-Figure Rebounds: --
 Double-Doubles: --
 5+ Rebounds: --
 5+ Assists: --
 Led Team in Points: --
 Led Team in Rebounds: --
 Led Team in Assists: --

SEASON GAME-BY-GAME

Opponent	Date	GS	MIN	Total		3-Pointers		Free throws		Rebounds				PF	A	TO	BLK	STL	PTS	AVG	
				FG-FGA	PCT	3FG-3FGA	PCT	FT-FTA	PCT	OFF	DEF	TOT	AVG								
Queens (NC)	11/06/2023		17:03	2-3	.667	1-1	1.000	0-0	.000	0	0	0	0.0	2	2	0	0	0	5	5.0	
Oklahoma	11/09/2023		07:00	1-2	.500	0-0	.000	0-0	.000	1	0	1	0.5	2	0	0	0	1	2	3.5	
Temple	11/15/2023		03:06	0-0	.000	0-0	.000	0-0	.000	0	0	0	0.3	2	0	0	0	0	0	2.3	
vs Howard	11/18/2023		04:58	0-0	.000	0-0	.000	0-0	.000	1	0	1	0.5	0	0	0	0	0	0	1.8	
vs Arizona	11/19/2023		02:20	0-1	.000	0-0	.000	0-0	.000	0	0	0	0.4	0	0	0	0	0	0	1.4	
vs Michigan	11/20/2023		09:38	1-4	.250	0-0	.000	0-0	.000	0	0	0	0.3	1	0	2	0	0	2	1.5	
Little Rock	11/25/2023		11:03	1-2	.500	0-0	.000	0-0	.000	0	0	0	0.3	0	0	0	0	0	2	1.6	
Louisville	11/29/2023		02:42	0-1	.000	0-1	.000	0-0	.000	0	0	0	0.3	0	0	0	0	0	0	1.4	
at Southern Miss.	12/02/2023		01:13	0-0	.000	0-0	.000	0-0	.000	0	0	0	0.2	0	0	0	0	0	0	1.2	
Mississippi Val.	12/12/2023	*	11:55	0-3	.000	0-1	.000	0-0	.000	0	3	3	0.5	1	1	1	0	0	0	1.1	
at South Alabama	12/18/2023		12:53	0-0	.000	0-0	.000	3-4	.750	1	2	3	0.7	0	1	1	0	2	3	1.3	
at Ark.-Pine Bluff	12/21/2023		05:21	0-0	.000	0-0	.000	0-0	.000	0	1	1	0.8	0	0	0	0	1	0	1.2	
Alcorn	12/30/2023		09:50	0-1	.000	0-1	.000	0-0	.000	1	1	2	0.8	0	0	0	0	1	0	1.1	
at Alabama	01/04/2024		01:25	0-0	.000	0-0	.000	0-0	.000	0	0	0	0.8	0	0	0	0	0	0	1.0	
Auburn	01/11/2024		07:17	1-2	.500	1-1	1.000	0-0	.000	0	1	1	0.8	0	0	0	0	0	3	1.1	
at Georgia	01/21/2024		13:46	0-2	.000	0-0	.000	0-0	.000	0	2	2	0.9	2	1	0	0	1	0	1.1	
Florida	01/25/2024		11:50	0-2	.000	0-0	.000	0-0	.000	0	1	1	0.9	2	1	0	1	0	0	1.0	
at South Carolina	02/04/2024		08:28	1-2	.500	0-0	.000	0-0	.000	0	0	0	0.8	1	0	0	0	0	2	1.1	
Texas A&M	02/08/2024		12:24	0-1	.000	0-0	.000	0-0	.000	0	0	0	0.8	1	0	2	1	1	0	1.0	
at Florida	02/15/2024		15:08	0-2	.000	0-0	.000	0-0	.000	1	1	2	0.9	1	0	0	0	0	0	1.0	
Mississippi St.	02/18/2024		09:01	0-3	.000	0-2	.000	0-0	.000	0	0	0	0.8	2	0	2	0	0	0	0.9	
Georgia	02/22/2024		07:07	0-3	.000	0-1	.000	0-0	.000	0	0	0	0.8	2	0	1	0	0	0	0.9	
at Missouri	02/26/2024		02:26	0-0	.000	0-0	.000	0-0	.000	0	0	0	0.7	0	0	1	0	0	0	0.8	
at Kentucky	02/29/2024		03:42	0-1	.000	0-0	.000	2-2	1.000	0	0	0	0.7	0	0	0	0	0	2	0.9	
Totals			1	191:37	7-35	.200	2-8	.250	5-6	.833	5	12	17	0.7	19	6	10	2	7	21	0.9

Player Averages

Games Played	Minutes/game	Points/game	FG Pct	3FG Pct	FT Pct	Rebounds/game	Assists/game	Turnovers/game	Assist/Turnover ratio	Steals/game	Blocks/game
24	8.0	0.9	20.0	25.0	83.3	0.7	0.3	0.4	0.6	0.3	0.1

CAREER STATS

SEASON	TEAM	GP-GS	MIN/AVG	Field Goals		3-Point		F-Throws		Rebounds				Scoring						
				FG-FGA	FG%	3FG-3FGA	3FG%	FT-FTA	FT%	OFF	DEF	TOT	AVG	PF-FO	A	TO	BLK	STL	PTS	AVG
2022-23	OM	30-0	374/12.5	35-91	.385	15-46	.326	9-11	.818	25	25	50	1.7	54-0	10	27	2	2	94	3.1
2023-24	OM	24-1	192/8.0	7-35	.200	2-8	.250	5-6	.833	5	12	17	0.7	19-0	6	10	2	7	21	0.9
TOTAL		54-1	566/10.5	42-126	.333	17-54	.315	14-17	.824	30	37	67	1.2	73-0	16	37	4	9	115	2.1

tyia
22 SINGLETON

Winter Haven, Fla. • Winter Haven • Rutgers

Graduate Student • Forward • 6-2



NOTES

2022-23 (REDSHIRT SENIOR)

- Appeared in all 34 games, making 26 starts
- Grabbed a career-high 15 rebounds against Jacksonville
- Totaled a season-high 16 points in the victory at Temple
- Finished in double-figures in rebounding, three times
- Tallied two double-doubles on the year
- Totaled career-best seasons in blocked shots and rebounds

AT RUTGERS

- Played in all 31 games with 28 starts as a redshirt junior
- Led the Scarlet Knights in blocks the last two seasons
- Matched a career-best with 13 rebounds against Nebraska in 2021-22
- 2021-22 Academic All-Big Ten
- Led the Scarlet Knights in blocks the last two seasons

- Ranked fourth in the Big Ten as a redshirt sophomore with 1.4 rebounds per game

HIGH SCHOOL

- Rated as the No. 18 post player in the nation according to ESPN Hoopgurlz
- Led the Blue Devils to the Class 7A State Championship as a sophomore
- Played in the Geico High School Basketball Nationals
- Averaged 6.9 points and 13.3 rebounds per game as a senior

PERSONAL

- Multi-disciplinary studies major

THE SINGLETON FILE

BIRTHDAY

MARCH 10, 2000

MAJOR

MULTI-DISCIPLINARY STUDIES

OTHER REBELS TO WEAR #22

Jennifer Gillom

1983-86

Danielle McCray

2012-15

CAREER HIGHS

Points: 18, vs. Ohio State (03/05/21)
 Rebounds: 15, vs. Jacksonville (12/14/22)
 Assists: 2, 17x, last at Kentucky (02/29/24)
 Steals: 3, 5x, vs. Alabama A&M (11/29/22)
 Blocks: 7, at Alabama (02/26/23)
 Field Goals: 8, vs. Ohio State (03/05/21)
 Free Throws: 6, 2x, last vs. Vanderbilt (01/05/23)
 Three Pointers: 3, vs. South Carolina (03/04/23)

SEASON HIGHS

Points: 11, vs. MVSU (12/12/23)
 Rebounds: 12, at Florida (02/15/24)
 Assists: 2, 9x, last at Kentucky (02/29/24)
 Steals: 2, at Florida (02/15/24)
 Blocks: 4, vs. MVSU (12/12/23)
 Field Goals: 4, 2x, last at Ark.-Pine Bluff (12/21/23)
 Free Throws: 3, 2x, last vs. MVSU (12/12/23)
 Three Pointers: 1, vs. Little Rock (11/25/23)

SEASON SUPERLATIVES

Double-Figure Points: 2x, last at Ark.-Pine Bluff (12/21/23)
 Double-Figure Rebounds: 2x, last at Florida (02/15/24)
 Double-Doubles: --
 5+ Rebounds: 14x, last at Missouri (02/26/24)
 5+ Assists: --
 Led Team in Points: --
 Led Team in Rebounds: 5x, last at Missouri (02/26/24)
 Led Team in Assists: 1x, at Florida (02/15/24)

SEASON GAME-BY-GAME

Opponent	Date	GS	MIN	Total		3-Pointers		Free throws		Rebounds			PF	A	TO	BLK	STL	PTS	AVG		
				FG-FGA	PCT	3FG-3FGA	PCT	FT-FTA	PCT	OFF	DEF	TOT								AVG	
Queens (NC)	11/06/2023	*	13:29	1-3	.333	0-1	.000	3-3	1.000	1	7	8	8.0	3	2	1	2	1	5	5.0	
Oklahoma	11/09/2023	*	14:06	0-1	.000	0-1	.000	0-0	.000	1	0	1	4.5	4	0	1	1	0	0	2.5	
Temple	11/15/2023		19:10	1-4	.250	0-2	.000	0-0	.000	1	6	7	5.3	0	1	3	0	1	2	2.3	
vs Howard	11/18/2023		08:15	0-2	.000	0-0	.000	0-0	.000	1	3	4	5.0	0	0	0	0	0	0	1.8	
vs Arizona	11/19/2023		16:31	0-5	.000	0-2	.000	0-0	.000	0	1	1	4.2	1	0	1	1	0	0	1.4	
vs Michigan	11/20/2023		16:12	1-1	1.000	0-0	.000	1-2	.500	1	2	3	4.0	1	1	0	0	0	3	1.7	
Little Rock	11/25/2023		18:56	2-6	.333	1-2	.500	2-2	1.000	3	6	9	4.7	0	2	2	0	0	7	2.4	
Louisville	11/29/2023		15:13	1-2	.500	0-0	.000	2-2	1.000	3	1	4	4.6	0	0	1	0	0	4	2.6	
Mississippi Val.	12/12/2023		24:06	4-8	.500	0-1	.000	3-4	.750	5	3	8	5.0	3	0	4	4	0	11	3.6	
at South Alabama	12/18/2023	*	27:08	3-9	.333	0-3	.000	1-1	1.000	4	4	8	5.3	1	0	3	1	1	7	3.9	
at Ark.-Pine Bluff	12/21/2023	*	32:25	4-6	.667	0-0	.000	2-2	1.000	0	6	6	5.4	2	2	3	0	0	10	4.5	
Alcorn	12/30/2023	*	14:55	2-2	1.000	0-0	.000	2-2	1.000	2	2	4	5.3	0	2	3	0	1	6	4.6	
at Alabama	01/04/2024	*	27:53	1-4	.250	0-1	.000	2-2	1.000	6	3	9	5.5	1	1	1	1	1	4	4.5	
LSU	01/07/2024	*	28:11	3-7	.429	0-1	.000	0-0	.000	2	4	6	5.6	1	2	2	3	1	6	4.6	
Auburn	01/11/2024	*	14:37	1-1	1.000	0-0	.000	0-0	.000	2	2	4	5.5	3	0	0	1	0	2	4.5	
at Mississippi St.	01/14/2024	*	20:44	2-4	.500	0-1	.000	1-1	1.000	1	4	5	5.4	2	0	4	0	1	5	4.5	
at Georgia	01/21/2024		17:10	1-1	1.000	0-0	.000	0-0	.000	0	3	3	5.3	1	2	0	0	0	2	4.4	
Florida	01/25/2024		24:16	2-5	.400	0-0	.000	0-0	.000	2	5	7	5.4	3	0	4	1	1	4	4.3	
Tennessee	01/28/2024		20:18	3-5	.600	0-1	.000	0-0	.000	4	2	6	5.4	2	0	1	0	1	6	4.4	
at Vanderbilt	02/01/2024		23:16	0-1	.000	0-0	.000	0-0	.000	4	7	11	5.7	3	0	2	0	1	0	4.2	
at South Carolina	02/04/2024	*	14:21	1-4	.250	0-0	.000	0-0	.000	2	1	3	5.6	5	0	5	1	0	2	4.1	
Texas A&M	02/08/2024	*	18:41	2-3	.667	0-1	.000	0-3	.000	1	1	2	5.4	2	2	0	0	0	4	4.1	
at Florida	02/15/2024		34:59	1-7	.143	0-1	.000	0-0	.000	5	7	12	5.7	3	2	4	1	2	2	4.0	
Mississippi St.	02/18/2024		09:03	1-1	1.000	0-0	.000	1-1	1.000	2	1	3	5.6	3	0	0	1	1	3	4.0	
Georgia	02/22/2024		16:26	1-2	.500	0-0	.000	0-0	.000	0	3	3	5.5	1	0	0	1	1	2	3.9	
at Missouri	02/26/2024		20:30	3-5	.600	0-0	.000	2-2	1.000	4	5	9	5.6	3	0	1	1	1	8	4.0	
at Kentucky	02/29/2024		19:26	4-4	1.000	0-0	.000	0-0	.000	3	1	4	5.6	4	2	3	2	0	8	4.2	
Totals			11	530:16	45-103	.437	1-18	.056	22-27	.815	60	90	150	5.6	52	21	49	21	15	113	4.2

Player Averages

Games Played	Minutes/game	Points/game	FG Pct	3FG Pct	FT Pct	Rebounds/game	Assists/game	Turnovers/game	Assist/Turnover ratio	Steals/game	Blocks/game
27	19.6	4.2	43.7	5.6	81.5	5.6	0.8	1.8	0.4	0.6	0.8

CAREER STATS

				Field Goals		3-Point		F-Throws		Rebounds										Scoring	
SEASON	TEAM	GP-GS	MIN/AVG	FG-FGA	FG%	3FG-3FGA	3FG%	FT-FTA	FT%	OFF	DEF	TOT	AVG	PF-FO	A	TO	BLK	STL	PTS	AVG	
2018-19	RU	6-0	45/7.4	3-4	.750	0-0	.000	0-0	.000	6	8	14	2.3	5-0	1	5	2	0	6	1.0	
2019-20	RU	30-0	307/10.2	25-50	.500	0-0	.000	7-12	.583	38	39	77	2.6	56-2	8	22	11	5	57	1.9	
2020-21	RU	19-19	487/25.6	56-101	.554	0-0	.000	16-18	.889	57	72	129	6.8	69-3	11	35	27	21	128	6.7	
2021-22	RU	31-28	623/20.1	73-162	.451	0-0	.000	29-49	.592	58	106	164	5.3	87-3	11	73	30	16	175	5.6	
2022-23	OM	34-26	733/21.5	78-184	.424	7-31	.226	31-49	.633	87	98	185	5.4	99-5	19	61	46	22	194	5.7	
2023-24	OM	27-11	530/19.6	45-103	.437	1-18	.056	22-27	.815	60	90	150	5.6	52-1	21	49	21	15	113	4.2	
TOTAL FOR OM		61-37	1263/20.7	123-287	.429	8-49	.163	53-76	.697	147	188	335	5.5	151-6	40	110	67	37	307	5.0	
TOTAL		147-84	2725/18.5	280-604	.464	8-49	.163	105-155	.677	306	413	719	4.9	368-14	71	245	137	79	673	4.6	

Junior • Guard • 6-0



NOTES

- Played for Ole Miss in 29 games off the bench
- Tallied a season-high 11 points twice, including in the SEC Tournament Quarterfinal game against Texas A&M
- Drained 22 triples and went a perfect 3-of-3 from beyond the arc, twice
- Averaged 2.8 points and 0.8 rebounds per contest

- Rated as the No. 9 guard and the No. 41 overall player in the nation

PERSONAL

- Born March 5, 2002
- Daughter of Michelle and Rudolph Eaton

- Appeared in 28 games, earning two starts as a redshirt freshman

- Reached double-figures in three games
- Scored a career-best 15 points and seven rebounds against UAPB

HIGH SCHOOL

- Named the Arkansas Democrat-Gazette's Player of the Year as a senior
- Earned AAA 5A All-State honors in 2019 and 2018

SEASON GAME-BY-GAME

Opponent	Date	GS	MIN	Total		3-Pointers		Free throws		Rebounds			PF	A	TO	BLK	STL	PTS	AVG	
				FG-FGA	PCT	3FG-3FGA	PCT	FT-FTA	PCT	OFF	DEF	TOT								AVG
Queens (NC)	11/06/2023		09:50	0-4	.000	0-4	.000	0-0	.000	1	1	1.0	0	0	1	0	0	0.0		
Oklahoma	11/09/2023		01:49	0-0	.000	0-0	.000	0-0	.000	1	0	1.0	0	0	0	0	0	0.0		
Temple	11/15/2023		06:13	1-2	.500	0-1	.000	0-0	.000	0	1	1.0	1	0	0	0	2	0.7		
vs Howard	11/18/2023		05:23	1-4	.250	0-3	.000	2-2	1.000	1	0	1.0	1	0	0	0	4	1.5		
vs Michigan	11/20/2023		01:28	0-0	.000	0-0	.000	0-0	.000	0	0	0.8	0	0	0	0	0	1.2		
Little Rock	11/25/2023		08:13	1-2	.500	1-2	.500	0-0	.000	0	0	0.7	0	0	0	0	3	1.5		
at Southern Miss.	12/02/2023		01:40	0-0	.000	0-0	.000	0-0	.000	0	0	0.6	0	1	1	0	1	1.3		
Mississippi Val.	12/12/2023		04:24	0-1	.000	0-1	.000	0-0	.000	0	0	0.5	1	0	0	0	0	1.1		
Alcorn	12/30/2023		07:41	2-4	.500	1-3	.333	1-1	1.000	0	0	0.4	0	0	0	0	6	1.7		
Auburn	01/11/2024		02:11	0-0	.000	0-0	.000	0-0	.000	0	0	0.4	0	0	0	0	0	1.5		
at Georgia	01/21/2024		03:05	0-1	.000	0-1	.000	0-0	.000	0	0	0.4	0	0	0	0	0	1.4		
Tennessee	01/28/2024		04:40	0-1	.000	0-1	.000	0-0	.000	0	1	1.4	0.4	0.2	0	0	0	1.3		
Texas A&M	02/08/2024		03:27	0-0	.000	0-0	.000	0-0	.000	0	0	0.4	1	0	0	0	0	1.2		
Mississippi St.	02/18/2024		07:41	1-5	.200	1-4	.250	0-0	.000	0	0	0.4	1	1	0	0	3	1.3		
Georgia	02/22/2024		01:48	0-0	.000	0-0	.000	0-0	.000	0	0	0.3	1	0	0	0	0	1.2		
at Missouri	02/26/2024		01:22	0-1	.000	0-0	.000	0-0	.000	0	0	0.3	0	0	0	0	0	1.1		
at Kentucky	02/29/2024		07:55	1-3	.333	1-3	.333	0-0	.000	1	2	3.0	0.5	0	1	0	3	1.2		
Totals			0	78:49	7-28	.250	4-23	.174	3-3	1.000	3	5	8.0	6	5	2	0	1	21	1.1

Player Averages

Games Played	Minutes/ game	Points/ game	FG Pct	3FG Pct	FT Pct	Rebounds/ game	Assists/ game	Turnovers/ game	Assist/Turnover ratio	Steals/ game	Blocks/ game
17	4.6	1.2	25.0	17.4	100.0	0.5	0.3	0.1	2.5	0.1	0.0

MULTI-DISCIPLINARY STUDIES

OTHER REBELS TO WEAR #23

LaTosha Laws	2009-12
Joyce Meek	1973-75
Kylia Morrison	1987-90
Stephanie Murphy	1998-01
Sandra Newborn	1982-83

CAREER HIGHS

Points: 15, vs. UAPB (11/12/21)
Rebounds: 7, vs. UAPB (11/12/21)
Assists: 2, vs. Tennessee (01/28/24)
Steals: 3, vs. Texas A&M (03/03/23)
Blocks: 1, 2x, last at Auburn (1/22/23)
Field Goals: 4, 4x, last vs. Texas A&M (03/03/23)
Free Throws: 5, vs. Tarleton State (11/10/21)
Three Pointers: 4, vs. UAPB (11/21/21)

SEASON HIGHS

Points: 6, vs. Alcorn St. (12/30/23)
Rebounds: 3, at Kentucky (02/29/24)
Assists: 2, vs. Tennessee (01/28/24)
Steals: 1, at Southern Miss (12/02/23)
Blocks: --
Field Goals: 2, vs. Alcorn St. (12/30/23)
Free Throws: 2, vs. Howard (11/18/23)
Three Pointers: 1, 3x, last vs. MSU (02/18/24)

SEASON SUPERLATIVES

Double-Figure Points: --
Double-Figure Rebounds: --
Double-Doubles: --
5+ Rebounds: --
5+ Assists: --
Led Team in Points: --
Led Team in Rebounds: --
Led Team in Assists: --

CAREER STATS

				Field Goals		3-Point		F-Throws		Rebounds									Scoring	
SEASON	TEAM	GP-GS	MIN/AVG	FG-FGA	FG%	3FG-3FGA	3FG%	FT-FTA	FT%	OFF	DEF	TOT	AVG	PF-FO	A	TO	BLK	STL	PTS	AVG
2021-22	Ark	28-2	390/13.9	28-95	.295	26-81	.321	15-18	.833	2	33	35	1.3	23-0	5	13	1	6	97	3.5
2022-23	OM	29-0	274/9.4	27-78	.346	22-61	.361	5-5	1.000	5	18	23	0.8	19-0	7	13	1	7	81	2.8
2023-24	OM	17-0	79/4.6	7-28	.250	4-23	.174	3-3	1.000	3	5	8	0.5	6-0	5	2	0	1	21	1.2
TOTAL FOR OM		46-0	353/7.7	34-106	.321	26-84	.310	8-8	1.000	8	23	31	0.7	25-0	12	15	1	8	102	2.2

24 madison SCOTT

Indian Head, Md. • Bishop McNamara

Senior* • Guard / Forward • 6-3



NOTES

2022-23 (JUNIOR)

- Second Team All-SEC, SEC All-Defensive Team, SEC Community Service Team
- Started in all 34 games for the Rebels
- Totaled a team leading 11 double-doubles, reached the 20 career mark to rank 10th in program history
- Ole Miss' most efficient shooter, with a team leading .510 field goal percentage
- Led the team with 8.0 boards per game, ranked second

with 11.6 points per game

2021-22 (SOPHOMORE)

- Started in all 32 games
- Had a career-best performance with 21 points against Jackson State
- 15 games with 10 plus points

2020-21 (FRESHMAN)

- Named the SEC Freshman of the year, the first for Ole Miss since 2003-04 (Armintie Price)
- Six-time SEC Freshman of the Week, one of three six time winners ever
- Led SEC freshmen in rebounding, averaging 7.1 boards per game

HIGH SCHOOL

- ESPN 5-star rated recruit (No. 13 overall)
- No. 2 wing player nationally by ESPN
- McDonald's All-American (first in Ole Miss .570 FG her senior season women's basketball history)
- Naismith High School Girls Trophy Watch List
- Jordan Brand All-American

PERSONAL

- Has three siblings: London, Summer and Zion
- Dean's List throughout entire high school career

THE SCOTT FILE

BIRTHDAY DEC. 27, 2001

MAJOR PSYCHOLOGY

OTHER REBELS TO WEAR #24

Chandra Dorsey	1998-01
Shannon Dozier	2019
Bretta Hart	2014-17
Jackie Martin	1988-89-90, 1992
B.B. Manuel	1993-94
Armintie Price	2004-07
Sheila Sullivan	1974-77
Myra Williams	1984-87
Connie Winstead	1979

CAREER HIGHS

Points: 27, at Florida (02/15/24)

Rebounds: 17, vs. Jacksonville (12/14/22)

Assists: 8, 3x, last vs. Auburn (01/11/24)

Steals: 6, vs. Belmont (11/11/21)

Blocks: 4, 3x, last at Auburn (01/22/23)

Field Goals: 10, at Florida (02/15/24)

Free Throws: 11, vs. LSU (01/07/24)

Three Pointers: 1, 2x, last at South Carolina (02/05/24)

SEASON HIGHS

Points: 27, at Florida (02/15/24)

Rebounds: 14, vs. Howard (11/18/23)

Assists: 8, 2x, last vs. Auburn (01/11/24)

Steals: 3, at Ark.-Pine Bluff (12/21/23)

Blocks: 3, vs. Auburn (01/11/24)

Field Goals: 10, at Florida (02/15/24)

Free Throws: 11, vs. LSU (01/07/24)

Three Pointers: 1, 2x, last at South Carolina (02/05/24)

SEASON SUPERLATIVES

Double-Figure Points: 19x, last at Kentucky (02/29/24)

Double-Figure Rebounds: 5x, last at Florida (02/15/24)

Double-Doubles: 5x, last at Florida (02/15/24)

5+ Rebounds: 15x, last vs. MSU (02/18/24)

5+Assists: 7x, last at Kentucky (02/29/24)

Led Team in Points: 8x, last at Kentucky (02/29/24)

Led Team in Rebounds: 10x, last at Florida (02/15/24)

Led Team in Assists: 15x, last at Kentucky (02/29/24)

SEASON GAME-BY-GAME

Opponent	Date	GS	MIN	Total		3-Pointers		Free throws		Rebounds				PF	A	TO	BLK	STL	PTS	AVG	
				FG-FGA	PCT	3FG-3FGA	PCT	FT-FTA	PCT	OFF	DEF	TOT	AVG								
Queens (NC)	11/06/2023	*	20:44	7-10	.700	0-1	.000	1-3	.333	5	5	10	10.0	1	3	0	0	2	15	15.0	
Oklahoma	11/09/2023	*	30:45	2-9	.222	0-0	.000	3-4	.750	3	5	8	9.0	4	2	1	0	0	7	11.0	
Temple	11/15/2023	*	20:30	1-3	.333	0-0	.000	2-3	.667	1	4	5	7.7	3	1	2	1	0	4	8.7	
vs Howard	11/18/2023	*	34:19	9-10	.900	0-1	.000	3-5	.600	6	8	14	9.3	2	2	2	1	2	21	11.8	
vs Arizona	11/19/2023	*	35:35	3-6	.500	0-0	.000	4-6	.667	7	4	11	9.6	4	3	2	1	0	10	11.4	
vs Michigan	11/20/2023	*	29:29	4-6	.667	0-0	.000	2-4	.500	1	6	7	9.2	3	1	0	1	1	10	11.2	
Little Rock	11/25/2023	*	25:32	3-3	1.000	0-0	.000	3-4	.750	1	1	2	8.1	1	2	4	1	1	9	10.9	
Louisville	11/29/2023	*	26:07	2-3	.667	0-0	.000	0-4	.000	2	3	5	7.8	4	1	2	1	0	4	10.0	
at Southern Miss.	12/02/2023	*	31:24	3-7	.429	0-0	.000	1-2	.500	3	3	6	7.6	3	4	2	1	0	7	9.7	
at South Alabama	12/18/2023	*	23:38	4-7	.571	1-1	1.000	2-2	1.000	1	4	5	7.3	0	2	1	0	0	11	9.8	
at Ark.-Pine Bluff	12/21/2023	*	37:33	3-11	.273	0-0	.000	6-8	.750	2	1	3	6.9	1	6	3	1	3	12	10.0	
Alcorn	12/30/2023	*	33:17	4-4	1.000	0-0	.000	3-4	.750	1	5	6	6.8	0	3	1	1	0	11	10.1	
at Alabama	01/04/2024	*	37:23	3-13	.231	0-2	.000	6-6	1.000	2	2	4	6.6	3	5	3	1	1	12	10.2	
LSU	01/07/2024	*	35:47	1-8	.125	0-1	.000	11-13	.846	1	3	4	6.4	2	8	3	0	0	13	10.4	
Auburn	01/11/2024	*	34:08	5-10	.500	0-0	.000	0-0	.000	0	5	5	6.3	4	8	7	3	2	10	10.4	
at Mississippi St.	01/14/2024	*	37:02	1-4	.250	0-0	.000	4-6	.667	2	2	4	6.2	3	3	4	0	0	6	10.1	
at Georgia	01/21/2024	*	21:25	0-2	.000	0-0	.000	0-0	.000	1	1	2	5.9	3	7	1	1	1	0	9.5	
Florida	01/25/2024	*	24:24	5-11	.455	0-0	.000	6-8	.750	2	1	3	5.8	3	2	0	0	2	16	9.9	
Tennessee	01/28/2024	*	36:57	7-14	.500	0-0	.000	1-1	1.000	1	9	10	6.0	0	2	2	2	15	10.2		
at Vanderbilt	02/01/2024	*	33:21	2-6	.333	0-0	.000	5-6	.833	3	0	3	5.9	3	1	5	1	1	9	10.1	
at South Carolina	02/04/2024	*	32:15	6-9	.667	1-1	1.000	4-5	.800	0	8	8	6.0	3	2	3	0	0	17	10.4	
Texas A&M	02/08/2024	*	36:00	6-18	.333	0-1	.000	3-5	.600	1	2	3	5.8	2	4	3	1	1	15	10.6	
at Florida	02/15/2024	*	33:38	10-14	.714	0-0	.000	7-8	.875	5	7	12	6.1	4	1	5	1	2	27	11.3	
Mississippi St.	02/18/2024	*	42:40	6-13	.462	0-0	.000	8-13	.615	2	7	9	6.2	0	3	2	0	1	20	11.7	
Georgia	02/22/2024	*	25:45	7-12	.583	0-0	.000	2-3	.667	3	1	4	6.1	2	6	3	0	0	16	11.9	
at Missouri	02/26/2024	*	31:26	5-12	.417	0-1	.000	0-3	.000	0	3	3	6.0	0	1	1	0	2	10	11.8	
at Kentucky	02/29/2024	*	22:09	8-13	.615	0-0	.000	0-0	.000	1	2	3	5.9	1	6	1	1	1	16	12.0	
Totals			26	823:13	117-238	.492	2-9	.222	87-126	.690	57	102	159	5.9	59	89	63	20	25	323	12.0

Player Averages

Games Played	Minutes/game	Points/game	FG Pct	3FG Pct	FT Pct	Rebounds/game	Assists/game	Turnovers/game	Assist/Turnover ratio	Steals/game	Blocks/game
27	30.5	12.0	49.2	22.2	69.0	5.9	3.3	2.3	1.4	0.9	0.7

CAREER STATS


SEASON	TEAM	GP-GS	MIN/AVG	Field Goals FG-FGA	FG%	3-Point 3FG-3FGA	3FG%	F-Throws FT-FTA	FT%	Rebounds OFF	DEF	TOT	AVG	PF-FO	A	TO	BLK	STL	PTS	AVG
2020-21	OM	24-20	589/24.6	82-152	.539	0-0	.000	66-98	.673	65	106	171	7.1	61-0	25	33	23	21	230	9.6
2021-22	OM	32-32	837/26.2	118-243	.486	0-1	.000	70-107	.654	92	128	220	6.9	80-4	46	68	29	42	306	9.6
2022-23	OM	34-34	1006/29.6	148-290	.510	0-1	.000	97-146	.664	85	188	273	8.0	76-0	72	70	31	36	393	11.6
2023-24	OM	27-26	823/30.5	117-238	.492	2-9	.222	87-126	.690	57	102	159	5.9	59-0	89	63	20	25	323	12.0
TOTAL		117-112	3255/27.8	465-923	.504	2-11	.182	320-477	.671	299	524	823	7.0	276-4	232	234	103	124	1252	10.7

rita

32 IGBOKWE

Jonesboro, Ga. • Mundy's Mill • Pitt

Senior • Center • 6-4



NOTES

2022-23 (SENIOR*)

- Appeared in 33 games for the Rebels, starting in three
- Scored a season-high 12 points against SEMO
- Grabbed double-figure rebounds in two games
- Tallied a season-best 11 rebounds against Florida
- Swatted a career-high tying six blocks against No. 1 South Carolina
- Led the Rebels with 49 blocks

AT PITT

- Started in 36 games during her junior campaign
- Dropped a career-high 23 points against Lafayette
- Blocked 68 shots ranking 20th in the nation in third in the ACC in 2021-22
- Carried the Panthers in field goal percentage as a sophomore, shooting at a 50.6 percent clip
- Her 60 blocks as a freshman were the most ever by a Pitt freshman

HIGH SCHOOL

- Three-star prospect out of Mundy's Mill High School
- Averaged a double-double as a senior with 10.0 points and 11.0 rebounds per contest
- Two-time First-Team All-Region

PERSONAL

- Daughter Casmir and Emmanuela Igboekwe
- Has three brothers Anthony, Emmanuel and Michael and one sister Jane

SEASON GAME-BY-GAME

Opponent	Date	GS	MIN	Total		3-Pointers		Free throws		Rebounds				PF		A		TO		BLK		STL		PTS		AVG	
				FG-FGA	PCT	3FG-3FGA	PCT	FT-FTA	PCT	OFF	DEF	TOT	AVG	PF	A	TO	BLK	STL	PTS	AVG							
Queens (NC)	11/06/2023		13:45	2-4	.500	0-0	.000	2-5	.400	2	1	3	3.0	1	0	2	0	0	6	6.0							
Oklahoma	11/09/2023		01:58	0-0	.000	0-0	.000	0-2	.000	1	0	1	2.0	0	0	0	0	0	0	3.0							
Temple	11/15/2023		18:15	5-6	.833	0-0	.000	0-2	.000	1	2	3	2.3	1	0	1	4	1	10	5.3							
vs Howard	11/18/2023		09:34	1-3	.333	0-0	.000	2-2	1.000	1	1	2	2.3	1	0	2	1	0	4	5.0							
vs Arizona	11/19/2023		25:53	1-3	.333	0-0	.000	0-2	.000	3	2	5	2.8	2	0	1	2	1	2	4.4							
vs Michigan	11/20/2023		14:54	0-0	.000	0-0	.000	0-0	.000	1	3	4	3.0	2	0	3	2	0	0	3.7							
Little Rock	11/25/2023		13:41	1-3	.333	0-0	.000	0-0	.000	2	1	3	3.0	2	0	3	1	0	2	3.4							
Louisville	11/29/2023		13:31	1-2	.500	0-0	.000	0-4	.000	2	3	5	3.3	3	0	1	2	0	2	3.3							
at Southern Miss.	12/02/2023	*	14:50	3-4	.750	0-0	.000	0-2	.000	1	0	1	3.0	1	1	0	1	0	6	3.6							
Mississippi Val.	12/12/2023	*	23:54	3-10	.300	0-0	.000	6-7	.857	5	5	10	3.7	1	0	1	2	2	12	4.4							
at South Alabama	12/18/2023	*	19:09	4-9	.444	0-0	.000	0-0	.000	5	4	9	4.2	2	0	1	2	0	8	4.7							
at Ark.-Pine Bluff	12/21/2023	*	27:42	3-5	.600	0-0	.000	3-5	.600	6	7	13	4.9	0	1	1	8	2	9	5.1							
Alcorn	12/30/2023	*	18:53	4-5	.800	0-0	.000	0-1	.000	0	2	2	4.7	3	0	1	0	3	8	5.3							
at Alabama	01/04/2024	*	30:46	3-7	.429	0-0	.000	2-4	.500	4	6	10	5.1	0	1	0	5	2	8	5.5							
LSU	01/07/2024	*	29:14	2-6	.333	0-0	.000	0-0	.000	1	2	3	4.9	4	0	1	4	1	4	5.4							
Auburn	01/11/2024	*	28:22	1-5	.200	0-0	.000	4-5	.800	6	2	8	5.1	3	0	4	3	0	6	5.4							
at Mississippi St.	01/14/2024	*	33:56	3-7	.429	0-0	.000	0-4	.000	6	4	10	5.4	1	1	3	0	0	6	5.5							
at Georgia	01/21/2024	*	28:25	4-6	.667	0-0	.000	0-4	.000	1	4	5	5.4	2	0	1	2	2	8	5.6							
Florida	01/25/2024	*	18:44	3-4	.750	0-0	.000	0-0	.000	3	4	7	5.5	3	1	0	1	0	6	5.6							
Tennessee	01/28/2024	*	17:28	0-1	.000	0-0	.000	1-2	.500	2	2	4	5.4	2	0	2	1	1	1	5.4							
at Vanderbilt	02/01/2024	*	16:44	1-1	1.000	0-0	.000	0-0	.000	1	4	5	5.4	5	0	1	0	1	2	5.2							
at South Carolina	02/04/2024		15:02	0-1	.000	0-0	.000	1-2	.500	2	4	6	5.4	5	0	1	1	0	1	5.0							
Texas A&M	02/08/2024		27:31	2-4	.500	0-0	.000	0-0	.000	5	5	10	5.6	2	3	3	2	2	4	5.0							
at Florida	02/15/2024	*	12:39	0-0	.000	0-0	.000	0-2	.000	4	3	7	5.7	2	0	3	1	0	0	4.8							
Mississippi St.	02/18/2024	*	35:57	5-9	.556	0-0	.000	1-4	.250	7	7	14	6.0	2	1	3	3	2	11	5.0							
Georgia	02/22/2024	*	22:36	3-5	.600	0-0	.000	0-0	.000	1	6	7	6.0	1	0	0	0	1	6	5.1							
at Missouri	02/26/2024	*	21:51	2-3	.667	0-0	.000	0-0	.000	2	4	6	6.0	2	0	1	0	1	4	5.0							
at Kentucky	02/29/2024	*	09:28	0-0	.000	0-0	.000	0-0	.000	1	1	2	5.9	3	1	2	0	2	0	4.9							
Totals		18	564:42	57-113	.504	0-0	.000	22-59	.373	76	89	165	5.9	56	10	42	48	24	136	4.9							

Player Averages

Games Played	Minutes/game	Points/game	FG Pct	3FG Pct	FT Pct	Rebounds/game	Assists/game	Turnovers/game	Assist/Turnover ratio	Steals/game	Blocks/game
28	20.2	4.9	50.4	0.0	37.3	5.9	0.4	1.5	0.2	0.9	1.7

CAREER STATS

SEASON	TEAM	GP-GS	MIN/AVG	FG-FGA	FG%	3FG-3FGA	3FG%	FT-FTA	FT%	OFF	DEF	TOT	AVG	PF-FO	A	TO	BLK	STL	PTS	AVG
2019-20	UP	31-7	604/19.5	60-130	.462	0-0	.000	20-39	.513	92	118	210	6.8	89-7	9	39	60	19	140	4.5
2020-21	UP	19-16	347/18.3	39-77	.506	0-0	.000	17-33	.515	46	71	117	6.2	57-2	5	22	29	11	95	5.0
2021-22	UP	30-26	659/22.0	75-167	.449	0-0	.000	33-62	.532	87	136	223	7.4	89-2	9	46	68	22	183	6.1
2022-23	OM	33-3	476/14.4	39-94	.415	0-0	.000	22-49	.449	66	84	150	4.5	78-0	6	34	49	14	100	3.0
2023-24	OM	28-18	565/20.2	57-113	.504	0-0	.000	22-59	.373	76	89	165	5.9	56-2	10	42	48	24	136	4.9
TOTAL FOR OM		61-21	1041/17.1	96-207	.464	0-0	.000	44-108	.407	142	173	315	5.2	134-2	16	76	97	38	236	3.9
TOTAL		141-70	2651/18.8	270-581	.465	0-0	.000	114-242	.471	367	498	865	6.1	369-13	39	183	254	90	654	4.6

THE IGBOKWE FILE

BIRTHDAY	JANUARY 28, 2001
MAJOR	PSYCHOLOGY
OTHER REBELS TO WEAR #32	
Teena Bender	1988-91
Ellen Buchanan	2003-06
Alliesha Easley	2006-10
Tia Faleru	2011-15
Von Kirk	2000-02

CAREER HIGHS

Points: 23, vs. Lafayette (11/12/21)
Rebounds: 18, vs. Ohio (11/29/19)
Assists: 3, vs. Texas A&M (02/09/24)
Steals: 3, vs. Alcorn St. (12/30/23)
Blocks: 8, at Ark.-Pine Bluff (12/21/23)
Field Goals: 11, vs. Lafayette (11/12/21)
Free Throws: 6, vs. MVSU (12/12/23)
Three Pointers: --

SEASON HIGHS

Points: 12, vs. MVSU (12/12/23)
Rebounds: 14, vs. MSU (02/18/24)
Assists: 3, vs. Texas A&M (02/09/24)
Steals: 3, vs. Alcorn St. (12/30/23)
Blocks: 8, at Ark.-Pine Bluff (12/21/23)
Field Goals: 5, 2x, last vs. MSU (02/18/24)
Free Throws: 6, vs. MVSU (12/12/23)
Three Pointers: --

SEASON SUPERLATIVES

Double-Figure Points: 3x, last vs. MSU (02/18/24)
Double-Figure Rebounds: 6x, last vs. MSU (02/18/24)
Double-Doubles: 2x, last vs. MSU (02/18/24)
5+ Rebounds: 16x, last at Missouri (02/26/24)
5+ Assists: --
Led Team in Points: --
Led Team in Rebounds: 9x, last vs. Georgia (02/22/24)
Led Team in Assists: --

33 kharyssa RICHARDSON

Douglasville, Ga. • New Manchester • Auburn

Sophomore • Forward • 6-2



NOTES

AT AUBURN

- Played in 28 games for the Tigers, starting in all but one
- Ranked second on the team off the glass, averaging 4.7 rpg
- Led AU in rejections with a total of 23 blocks
- Averaged 7.2 points per contest

HIGH SCHOOL

- Averaged 18.3 points and 8.9 rebounds as a senior at New Manchester
- Georgia Class 5A All-State selection as a junior
- Helped team to regional championship and GHSA Elite Eight in 2021

PERSONAL

- Born August 31, 2004
- Daughter of Consweiller and Vincent Richardson
- Has three brothers Javier, Jakobe and TJ

SEASON GAME-BY-GAME

Opponent	Date	GS	MIN	Total		3-Pointers		Free throws		Rebounds				PF	A	TO	BLK	STL	PTS	AVG
				FG-FGA	PCT	3FG-3FGA	PCT	FT-FTA	PCT	OFF	DEF	TOT	AVG							
Queens (NC)	11/06/2023		14:60	3-4	.750	0-0	.000	0-2	.000	0	3	3	3.0	1	0	1	0	1	6	6.0
Oklahoma	11/09/2023		23:44	4-9	.444	1-1	1.000	1-4	.250	3	4	7	5.0	3	1	2	2	1	10	8.0
Temple	11/15/2023	*	19:01	4-9	.444	1-1	1.000	7-7	1.000	1	1	2	4.0	0	1	1	0	1	16	10.7
vs Howard	11/18/2023	*	25:35	1-4	.250	0-0	.000	4-5	.800	0	3	3	3.8	1	2	4	1	0	6	9.5
vs Arizona	11/19/2023	*	17:58	2-6	.333	0-1	.000	1-2	.500	0	3	3	3.6	0	1	3	0	0	5	8.6
vs Michigan	11/20/2023	*	17:32	0-3	.000	0-0	.000	4-4	1.000	1	6	7	4.2	1	0	1	0	1	4	7.8
Little Rock	11/25/2023	*	16:13	0-4	.000	0-0	.000	0-0	.000	0	3	3	4.0	2	0	2	2	1	0	6.7
Louisville	11/29/2023	*	24:38	2-4	.500	0-0	.000	2-2	1.000	2	1	3	3.9	4	1	4	1	1	6	6.6
at Southern Miss.	12/02/2023		21:07	3-8	.375	0-0	.000	1-1	1.000	3	0	3	3.8	2	0	2	0	3	7	6.7
Mississippi Val.	12/12/2023		16:25	4-5	.800	0-0	.000	3-4	.750	3	3	6	4.0	0	1	1	1	0	11	7.1
at South Alabama	12/18/2023		18:20	1-3	.333	0-0	.000	0-0	.000	0	6	6	4.2	1	0	2	0	1	2	6.6
at Ark.-Pine Bluff	12/21/2023		07:15	0-3	.000	0-0	.000	0-0	.000	0	0	0	3.8	3	0	1	0	0	0	6.1
Alcorn	12/30/2023		21:46	3-8	.375	1-2	.500	3-4	.750	0	3	3	3.8	2	0	1	0	4	10	6.4
at Alabama	01/04/2024		12:13	3-4	.750	0-1	.000	0-2	.000	0	4	4	3.8	2	0	0	2	0	6	6.4
LSU	01/07/2024		14:31	3-5	.600	1-1	1.000	0-0	.000	2	1	3	3.7	4	0	2	0	0	7	6.4
Auburn	01/11/2024		20:03	3-6	.500	0-0	.000	2-3	.667	0	3	3	3.7	3	2	2	2	1	8	6.5
at Mississippi St.	01/14/2024		06:20	0-3	.000	0-1	.000	0-0	.000	0	2	2	3.6	1	0	0	0	0	0	6.1
at Georgia	01/21/2024		13:11	2-3	.667	0-0	.000	3-6	.500	0	1	1	3.4	1	1	0	0	0	7	6.2
Florida	01/25/2024		13:30	2-2	1.000	0-0	.000	0-0	.000	0	3	3	3.4	2	2	1	0	0	4	6.1
Tennessee	01/28/2024		18:15	9-10	.900	2-2	1.000	1-2	.500	1	3	4	3.5	1	1	1	1	0	21	6.8
at Vanderbilt	02/01/2024		23:34	2-6	.333	0-1	.000	2-2	1.000	1	2	3	3.4	2	0	2	0	1	6	6.8
at South Carolina	02/04/2024		18:10	3-5	.600	1-1	1.000	1-2	.500	0	4	4	3.5	2	0	1	1	0	8	6.8
Texas A&M	02/08/2024		18:11	3-6	.500	0-0	.000	0-0	.000	1	1	2	3.4	0	0	2	1	0	6	6.8
at Florida	02/15/2024		05:21	1-1	1.000	0-0	.000	0-0	.000	0	0	0	3.3	0	0	3	0	0	2	6.6
Mississippi St.	02/18/2024		02:20	0-0	.000	0-0	.000	0-0	.000	0	0	0	3.1	0	0	0	0	0	0	6.3
Georgia	02/22/2024		23:03	0-6	.000	0-1	.000	0-0	.000	0	4	4	3.2	2	1	2	1	1	0	6.1
at Missouri	02/26/2024		09:37	1-3	.333	0-0	.000	3-3	1.000	2	0	2	3.1	3	0	0	0	0	5	6.0
at Kentucky	02/29/2024		13:23	2-6	.333	1-1	1.000	0-0	.000	0	4	4	3.1	1	0	0	0	0	5	6.0
Totals			6 456:16	61-136	.449	8-14	.571	38-55	.691	20	68	88	3.1	44	14	41	15	17	168	6.0

Player Averages

Games Played	Minutes/game	Points/game	FG Pct	3FG Pct	FT Pct	Rebounds/game	Assists/game	Turnovers/game	Assist/Turnover ratio	Steals/game	Blocks/game
28	16.3	6.0	44.9	57.1	69.1	3.1	0.5	1.5	0.3	0.6	0.5

CAREER STATS

				Field Goals		3-Point		F-Throws		Rebounds										Scoring	
SEASON	TEAM	GP-GS	MIN/AVG	FG-FGA	FG%	3FG-3FGA	3FG%	FT-FTA	FT%	OFF	DEF	TOT	AVG	PF-FO	A	TO	BLK	STL	PTS	AVG	
2022-23	AUB	28-27	597/21.3	79-182	.434	0-8	.000	43-55	.782	54	77	131	4.7	73-0	7	37	24	25	201	7.2	
2023-24	OM	28-6	456/16.3	61-136	.449	8-14	.571	38-55	.691	20	68	88	3.1	44-0	14	41	15	17	168	6.0	
TOTAL FOR OM		28-6	456/16.3	61-136	.449	8-14	.571	38-55	.691	20	68	88	3.1	44-0	14	41	15	17	168	6.0	
TOTAL		56-33	1053/18.8	140-318	.440	8-22	.364	81-110	.736	74	145	219	3.9	117-0	21	78	39	42	369	6.6	

THE RICHARDSON FILE

BIRTHDAY	AUGUST 31, 2004
MAJOR	INTEGRATED MARKETING COMM.

OTHER REBELS TO WEAR #33

Cynthia Autry	1986-87-88-89
Susan Carpenter	1975
Jennie Gadd	1997-98-99
Sherry King	1981-82
Antrice McGill	1990-91

CAREER HIGHS

Points: 21, vs. Tennessee (01/28/24)
 Rebounds: 16, vs. Florida (01/30/23)
 Assists: 2, 4x, last vs. Florida (01/25/24)
 Steals: 4, vs. Alcorn St. (12/30/23)
 Blocks: 3, last vs. Oklahoma (11/09/23)
 Field Goals: 9, vs. Tennessee (01/28/24)
 Free Throws: 7, vs. Temple (11/15/23)
 Three Pointers: 2, vs. Tennessee (01/28/24)

SEASON HIGHS

Points: 21, vs. Tennessee (01/28/24)
 Rebounds: 7, 2x, last vs. Michigan (11/20/23)
 Assists: 2, 3x, last vs. Florida (01/25/24)
 Steals: 4, vs. Alcorn St. (12/30/23)
 Blocks: 2, 4x, last vs. Auburn (01/11/24)
 Field Goals: 9, vs. Tennessee (01/28/24)
 Free Throws: 7, vs. Temple (11/15/23)
 Three Pointers: 2, vs. Tennessee (01/28/24)

SEASON SUPERLATIVES

Double-Figure Points: 5x, last vs. Tennessee (01/28/24)
 Double-Figure Rebounds: --
 Double-Doubles: --
 5+ Rebounds: 4x, last at South Alabama (12/18/23)
 5+ Assists: --
 Led Team in Points: 1x, vs. Temple (11/15/23)
 Led Team in Rebounds: 1x, vs. Michigan (11/20/23)
 Led Team in Assists: 1x, vs. Howard (11/18/23)

Freshman • Forward • 6-2



HIGH SCHOOL

- Integral part in The Webb School winning back-to-back Tennessee Division II-A State Championships in 2021 and 2022
- Represented the Bahamas at the 2019 Centrobasket U17 Women's Championship
- Second Bahamian to play under McPhee-McCuin at Ole Miss, joining former Rebel Valerie Nesbitt (2020-21)

- Born January 8, 2005
- Daughter of Angela and Steve Collins

Opponent	Date	GS	MIN	Total		3-Pointers		Free throws		Rebounds			PF	A	TO	BLK	STL	PTS	AVG		
				FG-FGA	PCT	3FG-3FGA	PCT	FT-FTA	PCT	OFF	DEF	TOT								AVG	
Louisville	11/29/2023		03:54	0-0	.000	0-0	.000	0-0	.000	0	0	0	0	0	0	0	0	0	0		
at Southern Miss.	12/02/2023		12:37	1-3	.333	1-1	1.000	0-0	.000	0	2	2	1.0	2	1	1	0	1	3	1.5	
Mississippi Val.	12/12/2023		05:06	1-2	.500	0-0	.000	3-5	.600	2	0	2	1.3	1	0	1	2	0	5	2.7	
at South Alabama	12/18/2023		02:15	0-0	.000	0-0	.000	0-0	.000	0	0	0	1.0	1	0	0	0	0	0	2.0	
Alcorn	12/30/2023		06:38	0-0	.000	0-0	.000	3-4	.750	2	2	4	1.6	0	0	0	0	0	3	2.2	
Auburn	01/11/2024		02:01	0-0	.000	0-0	.000	0-0	.000	0	0	0	1.3	0	1	0	0	0	0	1.8	
at South Carolina	02/04/2024		05:31	0-0	.000	0-0	.000	0-0	.000	1	1	2	1.4	1	0	1	0	0	0	1.6	
Georgia	02/22/2024		05:48	0-2	.000	0-0	.000	0-0	.000	0	0	0	1.3	0	0	1	1	0	0	1.4	
at Missouri	02/26/2024		01:33	0-0	.000	0-0	.000	0-0	.000	0	1	1	1.2	1	0	0	0	0	0	1.2	
at Kentucky	02/29/2024		06:00	0-1	.000	0-0	.000	0-0	.000	1	3	4	1.5	1	0	0	0	0	0	1.1	
Totals			0	51.23	2-8	.250	1-1	1.000	6-9	.667	6	9	15	1.5	7	2	4	2	1	11	1.1

Games Played	Minutes/game	Points/game	FG Pct	3FG Pct	FT Pct	Rebounds/game	Assists/game	Turnovers/game	Assist/Turnover ratio	Steals/game	Blocks/game
10	5.1	1.1	25.0	100.0	66.7	1.5	0.2	0.4	0.5	0.1	0.2

Jan Barnett	1977-78-79-80
Tarsha Bethley	1996-97-98-99
Vikki Craig	1983, 1985-86
Shawn Goff	2006-07-08-09
Michelle Hartzog	1987-88-89-90
Dorianne Johnson	1993-94
Liz Marable	1980-81

Points: 5, vs. MVSU (12/12/23)
Rebounds: 4, 2x, last at Kentucky (02/29/24)
Assists: 1, 2x, last vs. Auburn (01/11/24)
Steals: 1, at Southern Miss (12/02/23)
Blocks: 2, vs. MVSU (12/12/23)
Field Goals: 1, 2x, last vs. MVSU (12/12/23)
Free Throws: 3, 2x, last vs. Alcorn St. (12/30/23)
Three Pointers: 1, at Southern Miss (12/02/23)

Points: 5, vs. MVSU (12/12/23)
Rebounds: 4, 2x, last at Kentucky (02/29/24)
Assists: 1, 2x, last vs. Auburn (01/11/24)
Steals: 1, at Southern Miss (12/02/23)
Blocks: 2, vs. MVSU (12/12/23)
Field Goals: 1, 2x, last vs. MVSU (12/12/23)
Free Throws: 3, 2x, last vs. Alcorn St. (12/30/23)
Three Pointers: 1, at Southern Miss (12/02/23)

Double-Figure Points:
Double-Figure Rebounds:
Double-Doubles:
5+ Rebounds:
5+ Assists:
Led Team in Points:
Led Team in Rebounds:
Led Team in Assists:

				Field Goals		3-Point		F-Throws		Rebounds									Scoring	
SEASON	TEAM	GP-GS	MIN/AVG	FG-FGA	FG%	3FG-3FGA	3FG%	FT-FTA	FT%	OFF	DEF	TOT	AVG	PF-FO	A	TO	BLK	STL	PTS	AVG
2023-24	OM	10-0	51/5.1	2-8	.250	1-1	1.000	6-9	.667	6	9	15	1.5	7-0	2	4	2	1	11	1.1
TOTAL		10-0	51/5.1	2-8	.250	1-1	1.000	6-9	.667	6	9	15	1.5	7-0	2	4	2	1	11	1.1

