



RAZORBACKS®

2023-24 Women's Basketball Game Notes

Kylie Magar | Assistant Director, Communications
E: kmagar@uark.edu | ArkansasRazorbacks.com

2023-24 SCHEDULE

Date	Opponent	Time	TV/RESULT
Nov. 7	ULM	7 PM	W, 81-76
Nov. 10	Murray State	10:30 AM	W, 82-79
Nov. 14	Little Rock	7 PM	W, 77-36
Nov. 17	at Arkansas State	7 PM	W, 82-67
Nov. 20	Central Arkansas	7 PM	W, 81-67
Nov. 24	WisconsinS	1 PM	W, 65-62
Nov. 25	MarquetteS	4 PM	L, 74-58
Nov. 30	at No. 15 Florida State~	6 PM	W, 71-58
Dec. 3	No. 2 UCLA	2 PM	L, 81-66
Dec. 7	Louisiana Tech	7 PM	W, 100-60
Dec. 10	UAPB	1 PM	L, 74-70
Dec. 16	Samford!	12:30 PM	W, 68-54
Dec. 20	Illinois#	10 AM	W, 60-59
Dec. 21	UIC#	10 AM	W, 66-58
Dec. 31	Incarinate Word	1 PM	W, 67-48
Jan. 4	at Kentucky*	6 PM	L, 73-63
Jan. 7	Georgia*	1 PM	W, 83-43
Jan. 11	Mississippi State*	8 PM	L, 66-63
Jan. 14	at Alabama*	2 PM	W, 77-59
Jan. 21	at LSU*	4 PM	L, 99-68
Jan. 25	Kentucky*	7 PM	W, 88-61
Jan. 28	at Missouri*	2 PM	W, 67-58
Feb. 1	Alabama*	8 PM	L, 86-70
Feb. 4	Auburn*	5 PM	W, 74-72
Feb. 8	at Florida*	5 PM	L, 85-81
Feb. 12	at Tennessee*	6 PM	L, 81-55
Feb. 18	Missouri*	3 PM	W, 75-68
Feb. 22	at Texas A&M*	7 PM	L, 73-67
Feb. 25	Vanderbilt*	2 PM	L, 62-53
Feb. 29	South Carolina*	8 PM	L, 98-61
March 3	at Ole Miss*	3 PM	L, 87-43
March 7	(7) Auburn@	5 PM	L, 67-48
March 21	(3) at Tulsa~	6:30 PM	ESPN+

*-SEC Contest
S - Elevance Health Women's Fort Myers Tip-Off (Fort Myers, Fla.)
~ - SEC/ACC Challenge (Tallahassee, Fla.)
! - Played in Simmons Bank Arena (North Little Rock, Ark.)
- West Palm Beach Classic (West Palm Beach, Fla.)
@ - SEC Tournament (Greenville, S.C.)
~ - WBIT (Tulsa, Okla.)
All Times CT

33 ARKANSAS VS. TULSA | WBIT | THURSDAY, MARCH 21 @ 6:30 PM | DONALD W. REYNOLDS CENTER

Arkansas
Razorbacks



WBIT



Tulsa
Golden Hurricane

Record 18-14
Conference Record (SEC) 6-10
AP Poll N/A
USA Today Coaches Poll..... N/A
Head Coach Mike Neighbors
HC Record at UofA (Yrs)..... 138-91 (seventh season)
HC Career Record (Yrs)..... 236-132 (11th season)
Neighbors' Record vs. Tulsa 4-0

Record 23-9
Conference Record (American)..... 13-5
AP Poll N/A
USA Today Coaches Poll..... N/A
Head Coach Angie Nelp
HC Record at Tulsa (Yrs) 57-33 (third season)
HC Career Record (Yrs) Same
Nelp's Record vs. UofA 0-1

Last Starting Five



#43 MAKAYLA DANIELS
Gr. | G | 5-8 | Frederick, Md.
PPG RPG APG MPG
11.9 4.4 2.6 34.1
SEC: 13.3 4.3 2.6 35.5

SNAPSHOT:
■ Coming off 13 points, six rebounds and two steals vs. Auburn at the SEC Tournament
■ No. 5 on all-time scoring list (1,845) & school record holder in games started & played (154) & minutes (4557)
■ In SEC, third in minutes/gm, ninth in 3PT/gm (1.8) and 14th in steals/gm (1.7)
■ SEC Preseason Second Team selection



#2 SAMARA SPENCER
Jr. | G | 5-7 | Fort Lauderdale, Fla.
PPG RPG APG MPG
13.9 4.6 3.5 34.6
SEC: 15.9 5.1 4.0 37.4

SNAPSHOT:
■ Recorded 13 points and five rebounds vs. Auburn at the SEC Tournament
■ Had double-double (31 points/14 rebounds) at Alabama
■ Came up w/ game-winning assist vs. Illinois
■ In SEC, second in minutes/gm, 11th in assists/gm & 17th in scoring, & second in minutes, eighth in assists, 10th in scoring & 11th in FT percentage in SEC games



#23 CARLY KEATS
So. | G | 5-8 | Choctaw, Miss.
PPG RPG APG MPG
6.2 1.3 0.6 21.9
SEC: 8.8 1.4 0.7 29.5

SNAPSHOT:
■ Dished four assists and added three rebounds vs. Auburn at the SEC Tournament
■ Has started in nine games with 28 appearances, missing four contests with a broken nose
■ Logged 16 points in first career start vs. Georgia, in which she played all 40 minutes
■ JUCO transfer, all-conference at Jones JC



#34 JENNA LAWRENCE
Fr. | F | 6-3 | Farmington, Ark.
PPG RPG APG MPG
2.6 2.3 0.2 10.8
SEC: 2.2 2.7 0.2 10.1

SNAPSHOT:
■ Coming off first career start vs. Auburn at the SEC Tournament, logging a career-high 13 points with five rebounds and one block in 35 minutes
■ Registered 10 points vs. Louisiana Tech
■ Has shot 13-of-35 from 3-point and has nine blocks this season
■ Four-star, No. 61 ranked player - ESPNW 100



#30 MARYAM DAUDA
R-So. | F | 6-2 | Bentonville, Ark.
PPG RPG APG MPG
9.7 6.3 1.3 28.6
SEC: 11.3 6.3 1.6 30.2

SNAPSHOT:
■ Coming off six points and four boards in 19 minutes vs. Auburn at the SEC Tournament
■ Earned near triple-double w/ a school record 10 blocks, 12 rebounds and eight points at Alabama
■ Had game-winning layup vs. Illinois
■ Third in blocks/gm (2.3) in the SEC, No. 18 in NCAA, 18th in rebounds/gm & first in blocks in SEC games (2.8) in league

FOLLOW, WATCH & LISTEN



TV: ESPN+
On the Call: Bruce Howard & Taleya Mayberry
Sideline: Michelle Montaine
Razorback Sports Network from Learfield (Radio)
Phil Elson - <http://143.223.155.160/audio>
Fayetteville - KQSM-FM-92.1 /// KYNG-AM - 1590*
Fort Smith - KFPW-AM-1230 /// KHGG-AM-1580



2023-24 NOTES

NEIGHBORHOOD WATCH

- The Hogs qualified for the inaugural WBIT, receiving one of 25 at-large bids. Arkansas will travel west on 412 to face No. 3 seed Tulsa in the first round
- Arkansas finished the season 18-14 with a 6-10 SEC record, which has secured a winning season for head coach **Mike Neighbors** for the sixth straight year
- The Hogs have made six straight postseasons, all under Coach **Neighbors**, which matches a school record with his mentor **Gary Blair** for most consecutive postseason berths
- Tulsa is coming off winning the American Athletic Conference regular season behind a 23-9 record and 13-5 mark in league play. The Golden Hurricane were one of seven automatic qualifiers into the WBIT
- The Hogs and Golden Hurricane have a rich history, as Thursday's game will mark the 28th of the all-time series. Arkansas has the 24-3 edge, as well as a five-game winning streak over Tulsa. These two teams squared off last season, resulting in a 79-70 win for the Hogs in Fayetteville
- Coach **Neighbors** will make his return to Tulsa after serving as an assistant for four seasons from 2002-05. Tulsa head coach **Angie Nelp** was a graduate assistant at Arkansas from 2007-08
- **Samara Spencer** leads the team with 13.9 points per game and logged 15.9 points per game in SEC contests. She also paces the team with 111 assists. Her 361 career assists is No. 11 on the career list and her 1,356 points is No. 17 on the all-time scoring list
- **Maryam Dauda** has made a big jump this season, pacing the team with 6.3 rebounds per game and 73 blocks, which is third in the league (2.28 per game) and top 20 in the NCAA. Her 2.75 blocks per game in SEC contests paced the SEC this season. She is No. 3 on the individual season block list at Arkansas
- **Dauda's** 10 blocks vs. Alabama broke a 35-year single-game record at Arkansas (prior record held by **Robyn Irwin** in 1987) and is tied for the second most by a player in the NCAA this season. She also logged the first double-double through blocks and rebounds in school history at Alabama (12 rebounds and 10 blocks)
- **Makayla Daniels** leads the team with 53 steals and 56 made 3-pointers. She is the highest scoring point guard in school history with 1,846 points, making her a top five scorer in school history, while holding a program's most starts and games played records with 154, as well as career minutes (4,558). **Daniels** was selected on the All-SEC Preseason Second Team, as chosen by the league's coaches
- The Hogs lead the league in 3-pointers per game (8.81), which is 13th in the NCAA, 3-point attempts per game (29.41), a number that is fifth in the country, as well as turnovers per game (12.66), 22nd in the country

POSTSEASON HISTORY

- Arkansas has earned its sixth straight postseason qualification
- This year marks Arkansas' 27th overall appearance in school history
- The WBIT appearance is Arkansas' 14th time qualifying for the WBIT/WNIT/NWIT/AIAW
- This is the first year of the WBIT, created and owned by the NCAA this season to feature 32 teams. With the addition of the WBIT, the NCAA now has 100 postseason opportunities available for DI women's basketball teams
- In first round postseason games, Arkansas is 18-6 (8-4 in NCAA, 7-0 in WNIT, 2-0 in NWIT and 1-2 in AIAW games)
- **Mike Neighbors** is 5-4 in postseason games at Arkansas
- The Hogs are coming off a trip to the Postseason WNIT Great 8 last season. Arkansas defeated Louisiana Tech (W, 78-64), SFA (W, 60-37) and Texas Tech (W, 71-66) all at home before losing at Kansas (L, 78-64)

SCOUTING TULSA

ABOUT THE GOLDEN HURRICANE

- Tulsa shared the regular season American Athletic Conference championship, entering Thursday with a 23-9 record and 13-5 mark in league play
- Some key wins for Tulsa include ones vs. Florida (W, 72-64), Texas Tech (W, 66-58), Rice (W, 70-65) and North Texas (W, 79-74)
- The Golden Hurricane finished the regular season on a five-game winning streak to become the No. 1 seed at the AAC Championship before falling to No. 9 seed East Carolina in the quarterfinals, 75-71
- **Temira Poindexter** was named the American Conference Player of the Year and was an All-Conference First Team choice. She leads the Hurricane with 21.1 points per game
- **Delanie Crawford** was tabbed the AAC Most Improved Player and an All-Conference Second Team selection, entering the postseason having averaged 19.1 points per game and a team-leading 87 assists
- **Hadley Periman** pulls down a team's most 7.1 rebounds per game and has a team-leading 47 blocks, while **Mady Cartwright** leads the Hurricane with 38 total steals
- Tulsa leads the American with the most 3-pointers/game (8.81) and defensive rebounds/game (28.84)

ABOUT THE HEAD COACH

- Head coach **Angie Nelp** is in her third season at the helm and has turned the program back around with 57 wins in three years
- **Nelp** guided her first two teams at Tulsa to back-to-back 17-win seasons and are coming off a share of the regular season conference championship and No. 1 seed in their conference tournament this year

BENCHMARK PERFORMANCES

10+ POINTS	19-20	20-21	21-22	22-23	23-24	TOT
Samara Spencer	-	-	20	27	25	72
Makayla Daniels	12	19	19	27	22	99
Maryam Dauda	-	-	-	4	16	20
Carly Keats	-	-	-	-	8	8
Jenna Lawrence	-	-	-	-	2	2
Karley Johnson	-	-	-	0	1	1
Emrie Ellis	-	-	1	0	-	1

20+ POINTS	19-20	20-21	21-22	22-23	23-24	TOT
Samara Spencer	-	-	3	8	6	17
Makayla Daniels	2	1	5	5	4	17

30+ POINTS	19-20	20-21	21-22	22-23	23-24	TOT
Samara Spencer	-	-	0	1	1	2
Makayla Daniels	0	0	2	1	-	3

5+ 3-POINTERS	19-20	20-21	21-22	22-23	23-24	TOT
Makayla Daniels	1	0	1	0	3	5
Samara Spencer	-	-	1	2	-	3

50+ FG% (8 FGA)	19-20	20-21	21-22	22-23	23-24	TOT
Makayla Daniels	4	3	9	4	6	26
Maryam Dauda	-	-	-	0	7	7
Samara Spencer	-	-	8	8	5	21

10+ REBOUNDS	19-20	20-21	21-22	22-23	23-24	TOT
Maryam Dauda	-	-	-	0	5	5
Samara Spencer	-	-	0	0	1	1
Makayla Daniels	0	0	1	0	-	1

5+ ASSISTS	19-20	20-21	21-22	22-23	23-24	TOT
Samara Spencer	-	-	5	13	9	27
Makayla Daniels	3	2	6	4	4	20
Maryam Dauda	-	-	-	0	1	1

3+ BLOCKS	19-20	20-21	21-22	22-23	23-24	TOT
Maryam Dauda	-	-	-	1	11	12
Emrie Ellis	-	-	2	0	2	4

10+ BLOCKS	19-20	20-21	21-22	22-23	23-24	TOT
Maryam Dauda	-	-	-	0	1	1

3+ STEALS	19-20	20-21	21-22	22-23	23-24	TOT
Makayla Daniels	5	4	1	10	7	27
Samara Spencer	-	-	2	5	3	10
Maryam Dauda	-	-	-	0	3	3

DOUBLE-DOUBLES	19-20	20-21	21-22	22-23	23-24	TOT
Maryam Dauda	-	-	-	0	3	3
Samara Spencer	-	-	0	2	1	3
Makayla Daniels	0	0	1	0	-	1

Stat Comparison

UA	TU
69.7	70.8
68.5	67.2
.375	.419
.398	.377
.300	.333
8.8	8.8
.724	.681
37.8	38.2
10.9	13.8
12.7	15.9
+2.1	-1.7
6.3	.67
5.3	4.7

2023-24 SOUTHEASTERN CONFERENCE STANDINGS

CONFERENCE STANDINGS												
	CONFERENCE				OVERALL				Streak	vs. T10	vs. T25	
	W-L	Pct.	H	A	W-L	Pct.	H	A				N
^South Carolina	16-0	1.000	8-0	8-0	32-0	1.000	15-0	12-0	5-0	W32	5-0	7-0
LSU	13-3	.813	7-1	6-2	28-5	.848	16-1	8-2	4-2	L1	1-2	1-3
Ole Miss	12-4	.750	6-2	6-2	23-8	.742	11-4	8-3	4-1	L1	0-3	0-4
Alabama	10-6	.625	5-3	5-3	23-9	.719	15-3	6-4	2-2	L1	0-2	1-3
Tennessee	10-6	.625	6-3	4-3	19-12	.613	11-4	5-5	3-3	L1	0-4	1-8
Vanderbilt	9-7	.563	3-5	6-2	22-9	.710	12-5	8-3	2-1	L1	0-2	0-3
Auburn	8-8	.500	6-2	2-6	20-11	.645	14-3	5-7	1-1	L1	1-3	1-3
Mississippi State	8-8	.500	4-3	4-5	21-11	.656	11-5	7-5	3-1	L1	1-1	1-1
Texas A&M	6-10	.375	3-6	3-4	19-12	.613	12-5	5-6	2-1	L1	0-3	0-4
Arkansas	6-10	.375	4-4	2-6	18-14	.563	10-6	4-6	4-2	L5	0-3	1-3
Florida	5-11	.313	4-4	1-7	16-15	.516	8-5	3-9	5-1	L1	0-2	0-3
Kentucky	4-12	.250	3-5	1-7	12-20	.375	10-7	1-9	1-4	L1	0-5	0-8
Georgia	3-13	.188	3-5	0-8	12-19	.387	8-7	1-9	3-2	L3	0-2	0-2
Missouri	2-14	.125	1-7	1-7	11-19	.367	8-7	2-9	1-3	L12	0-3	1-4

2023-24 SEC Preseason Media Poll	2023-24 SEC Preseason Coaches' Poll
1. LSU	1. LSU
2. South Carolina	2. South Carolina
3. Tennessee	3. Tennessee
4. Ole Miss	4. Ole Miss
5. Mississippi State	5. Mississippi State
6. Arkansas	6. Texas A&M
7. Georgia	7. Arkansas
8. Texas A&M	8. Alabama
9. Alabama	9. Georgia
10. Florida	10. Florida
11. Missouri	11. Missouri
12. Auburn	12. Auburn
13. Kentucky	13. Vanderbilt
14. Vanderbilt	14. Kentucky

■ Prior to Tulsa, she was the associate head coach/assistant coach at Arizona State (2017–21), as well as an assistant at Rice (2015–17) and Mercer (2011–15). She was also a graduate assistant at Arkansas from 2007–08 for head coach **Tom Colten** following her playing career at Colorado State and a professional stint in Sweden

SERIES HISTORY OF TULSA VS. ARKANSAS

- The Hogs have the 24–3 edge in the all-time series with Thursday's game marking the 28th in the all-time series
- Arkansas is 13–1 in games played in Tulsa in this series
- This year marks the first these two teams will meet up in the postseason
- Head coach **Mike Neighbors** is 4–0 in his head coaching career vs. Tulsa
- The Hogs and Hurricane squared off last season, resulting in a 79–70 win for Arkansas in Fayetteville. **Makayla Daniels** finished just shy of a double-double with 19 points and nine rebounds with three assists, while **Samara Spencer** registered 13 points and four assists. Arkansas made 11 3-pointers in that game

LAST TIME OUT

- Limited to eight players and with two starters out, No. 10 seed Arkansas fell to No. 7 seed Auburn in the SEC Tournament, 67–48
- In her first career start, **Jenna Lawrence** registered a career-high 13 points off 5-of-7 shooting from the floor and 3-of-5 from beyond the arc. She added five rebounds and one block in 35 minutes
- **Samara Spencer** logged 13 points, including 11 in the first half, with five rebounds and one steal in 33 minutes. She also played in her 100th game as a Razorback in Greenville
- **Makayla Daniels** finished with 13 points, six rebounds and two steals in 37 minutes in her final SEC Tournament game
- **Carly Keats** tallied three rebounds and a career-high four assists and **Emrie Ellis** had two points, five rebounds and one block in 21 minutes off the bench

AN ARKANSAS WIN MEANS...

- Snapping a five-game losing streak
- Winning an opening round WBIT/WNIT/NWIT/AIAW for the 10th straight time
- Getting the program's first victory in the inaugural WBIT
- Elevating its all-time series record vs. Tulsa to 25–3
- Improving its winning six streak over Tulsa to six games
- A 19–6 record in postseason first round games for the Hogs
- A second-round appearance in the WBIT
- Arkansas' first win in March this season
- 19 wins on the season
- **Makayla Daniels'** 98th career victory

SUNSHINE STATE SAM

- South Florida product **Samara Spencer** has made an impact for the Hogs from the moment she stepped foot on campus
- One of the fastest on the court by easily beating her defenders to the rack, gets to the free throw line frequently and catches fire from beyond the arc
- Coming off her 25th double-digit scoring game of the season with 13 points, including 11 in the first half, with five rebounds in 33.5 minutes vs. Auburn at the SEC Tournament
- One of the best performances of her career came at Alabama, where she tallied her third career double-double, first of the season, behind a season-high 31 points and a career-high 14 rebounds
- Surpassed 1,000 career points to become the 33rd member of the 1K club at Arkansas at No. 15 Florida State with 15 points
- SEC statistical rankings: second in free throws made (124) and minutes/game (34.63), third in free throw attempts (167), seventh in field goal attempts (420), 11th in assists/game (3.47), 15th in free throw percentage (.743) and 17th in scoring (13.94)
- SEC statistical rankings: second in minutes/game (37.36), eighth in assists/game (4.00), 10th in scoring (15.88), 11th in free throw percentage (.762) and 12th in assist/turnover ratio (1.21)
- NCAA statistical rankings: 44th in free throw attempts and 48th in free throw makes
- Leads team in points (446), assists (111), free throw makes, free throw attempts and field goal attempts
- Her 29 field goal attempts vs. Alabama is the most by a player in the SEC
- Among active SEC players, fourth in career assists (361) and eighth in career scoring (1,356), being one of 16 in the league to score 1K points in their SEC playing careers
- Sits No. 11 in the career assists and No. 17 in career points in Arkansas history

- In a single season, No. 8 in free throws made and free throws attempted, as well as No. 17 in single-season assists in school history
- Finished her sophomore campaign with 27 double-digit scoring games, eight 20-point performances, two double-doubles in points and assists and had 13 games with 5+ assists
- Logged a career-high 32 points vs. Oral Roberts, shooting 10-of-17 from the field with a career-high six 3-pointers last season
- Named the 2022 SEC Freshman of the Year

RETURN OF THE MAK

■ Granted a fifth year of eligibility due to COVID-19, **Makayla Daniels** is making the most of it and finishing what she started at Arkansas

■ Scrappy player, creates for herself and teammates and an incredibly underrated defender who can hold a team's leading perimeter player to below their scoring average

■ Coming off her 22nd double-digit scoring game of the season, 99th of her career, with 13 points, six rebounds and two steals vs. Auburn in the SEC Tournament

■ Logged a season-high 26 points at Florida, where she had a perfect 1.000 field goal percentage going into the fourth quarter. She finished shooting 8-of-12 from the field, 5-of-6 from 3-point and 5-of-5 from the line

■ Named to Fort Myers Tip-Off All-Tournament Team, having logged a game-high 22 points off five 3-pointers with eight rebounds vs. Wisconsin, as well as registered six assists vs. Marquette

■ SEC statistical rankings: third in minutes/game (34.07), ninth in 3-pointers/game (1.75) and 14th in steals/game (1.75)

■ SEC games statistical rankings: third in minutes/game (35.53), seventh in 3-pointers/game (1.94), 14th in free throw percentage (.750) and 20th in scoring (13.31)

■ Leads team in steals (53) and 3-point field goal percentage (.350)

■ Holds second most steals (245), third most points (1,845) and assists (398) and 15th most rebounds (565) among active players in the SEC

■ School record holder in games played and started, both with 154, and minutes (4,558)

■ **Daniels** has started in every game since her freshman year, being just one of 17 in the country to start in all games available for with 100+ starts

■ Highest scoring point guard in school history and is No. 5 on the all-time scoring list

■ Arkansas career records: holds games started, games played and minutes records, third in steals, fourth in free throws attempted (584) and 3-pointers attempted (679), fifth in free throws made (444), sixth in 3-pointers made (235) and defensive rebounds (425), ninth in assists and field goals attempted (1,436) and 24th in rebounds

■ In a single season, sits No. 14 in minutes/game (34.1), No. 15 in minutes (1,090) and No. 19 in steals (53)

■ The only player in school history to register 1,800 points, 500 rebounds, 300 assists and 200 steals in their career

■ One of three SEC WBB players selected to participate in the NCAA Above the Rim Summit during the Final Four Weekend in Cleveland from April 5-7

■ Named All-SEC Preseason Second Team twice in a row, including at the beginning of this 2023-24 season

■ Paced the team with 56 steals and was third in scoring with 13.2 points/game last season

■ Logged 27 double-digit scoring games with

WHAT'S HE SAYIN'?

Trying to figure out what Coach Neighbors is saying on the bench? Don't worry - he has a language all his own.

Coach Neighbors plays Positionless Basketball. Instead of having guards, forwards and centers, he has Rabbits, Rackers, Locks and Dragons.



Rabbits run the floor and look to score quickly with a layup.



Rackers bring the ball up the floor and are trying to get to the rack.



Locks, generally good three-point shooters, are trying to win the race to the corners.



The Dragon is the last player down the court, dragging behind the others.

12 4+ assists contests in 2022-23

■ Was No. 1 on Sportscenter for her buzzer beater against Vanderbilt

KEEPING IT 100

→ **Makayla Daniels** is one of 17 players in collegiate women's basketball to start in all games they have appeared in with a minimum 100 contests

→ Holds a tie for the third most starts among active players (as of games played through 3/17)

- 158 - Kyla McMakin (St. Louis)
- 155 - Jordan King (Marquette)
- **154 - Makayla Daniels (Arkansas)**
- 154 - Courtney Whitson (Middle Tennessee)
- 151 - Elizabeth Kitley (Virginia Tech)
- 143 - Anna DeWolfe (Notre Dame)
- 142 - Ivy Turner (EKU)
- 136 - Kenna Squier (NJIT)
- 133 - Caitlin Clark (Iowa)
- 132 - Delaney Richason (Vermont)
- 132 - Emma Utterback (Vermont)
- 131 - Leilani McIntosh (Cal)
- 124 - Sammi Mikonowicz (Toledo)
- 122 - Abbey Hsu (Columbia)
- 118 - Amber Brown (St. Johns)
- 118 - Lauren Gustin (BYU)
- 107 - Kayla Padilla (USC)

NEVER A DAUDA

■ **Maryam Dauda** has made a big jump from her first year on the court to this season, starting in all 32 games at the post. She brings a great inside game and has the ability to knock down the 3-ball

■ Coming off six points and four rebounds in a limited 19 minutes on the court vs. Auburn at the SEC Tournament

■ Registered a career-high 19 points with three blocks and one steal vs. No. 1/1 SC

■ Logged a near triple-double behind eight points, 12 rebounds and 10 blocks, as well as five assists, two steals and zero fouls at Alabama. Her 10 blocks set a single-game school record, which was previously held by **Robyn Irwin**, in

OUR RECORD WHEN...

Overall	18-14
Home / Away / Neutral	10-6/4-6/5-2
SEC	6-10
Home / Away	4-4/2-6
White Uniforms	12-5
White w/ Pink Uniforms	1-1
Cardinal Uniforms	4-5
Anthraccite Uniforms	1-1
Turquoise Uniforms	1-0
Pink Uniforms	0-1

LEADS/QUARTERS/HALFTIME/OT

Leading after the 1st quarter	11-2
Leading after the 2nd quarter/Half	14-3
Leading after the 3rd quarter	15-2
Leading at the half, home	8-1
Leading at the half, road/neutral	6-2
Tied at the half, home	0-0
Tied at the half, road/neutral	0-0
Games decided by 5 points or fewer	6-3
Games decided by 10 points or fewer	7-6
Leading with 5:00 left	18-1
Leading with 2:00 left	17-0
Overtime games	0-0

OFFENSE

Scoring less than 70 points	6-11
Scoring 70-79 points	5-2
Scoring 80-89 points	6-1
Scoring 90-99 points	0-0
Scoring 100+ points	1-0
2 Players Or Less in Double Figures	3-3
3 Players in Double Figures	6-6
4 Players in Double Figures	5-3
5 Players in Double Figures	4-1
5+ Players in Double Figures	0-0
When shooting 50 percent or higher	1-0
When shooting less than 50 percent	17-14

REBOUNDING/TURNOVERS

When outrebounding opponent	12-0
When outrebounded	6-14
When rebounds are even	0-0
When grabbing 10+ offensive reb	11-3
When forcing 15+ turnovers	9-6
When committing less than 15 turnovers	12-9
When committing 15+ turnovers	6-5

Top Scorers (Includes Ties)

Scott	
ULM, MSU, LR, @A-State, UCA, MU, @FSU, UCLA, LA Tech, UAPB, UofI, UIC, UIW, AUB, @TENN	
Spencer	
SAM, UofI, @UK, @Bama, @LSU, @TAMU, VANDY, AUB	
Daniels	UW, UGA, UK, @UF, @Ole Miss, AUB
Dauda	MSU, MIZ, SC, @Ole Miss
Poffenbarger	UCA, @MIZ, Bama
Lawrence	AUB

Top Rebounders (Includes Ties)

Poffenbarger	
ULM, MSU, LR, @A-State, MU, @FSU, UCLA, LA Tech, UAPB, SAM, UofI, UIC, UIW, @UK, UGA, @Bama, @MIZ, Bama, AUB, @UF, @TENN, MIZ, @TAMU, VANDY	
Dauda	UCA, UW, MSU, UK
Daniels	@LSU, @TENN, AUB
Spencer	@Bama, UK
Lawrence	SC
Team	@Ole Miss

Months

November	7-1
December	5-2
January	4-3
February	2-6
March	0-2

which she had nine in 1987

- Was the first Hog in school history to have a double-double behind rebounds and blocks
- Registered back-to-back double-doubles vs. Mississippi State (17 points & 13 rebounds) and at Alabama (10 blocks & 12 rebounds), the firsts of her career
- Came up with a buzzer-beater layup vs. Illinois, the first buzzer beater of her career
- Has tallied 16 double-digit scoring games, as well as 16 games with 6+ rebounds and 23 with 2+ blocks
- SEC statistical rankings: third in blocks/game (2.28), 14th in offensive rebounds/game (2.34) and 18th in rebounds/game (6.25)
- SEC games statistical rankings: first in blocks/game (2.75), ninth in offensive rebounds/game (2.75) and 15th in rebounds/game (6.31)
- NCAA statistical rankings: 18th in total blocks (73) and 19th in blocks/game
- Her 10 blocks is tied for the second most by an NCAA player in a game this year, most against a DI team, and most by an SEC player this season
- Among active SEC players, sits tied for No. 9 in career blocks (95)
- Leads team in blocks, offensive rebounds (75) and field goal percentage (.448)
- In a single season, sits third in blocks, 18th in offensive rebounds and tied for 19th in rebounds (200)
- A part of the SEC Basketball Leadership Council
- Last season, appeared in 35 games off the bench, finishing second in offensive rebounds (45) and fourth in blocks (22) on the team
- A top player out of high school as the No. 13 player in the country and a McDonald's All-American

SKEATS-SKEAT!!

- Juco product **Carly Keats** went from being one of the first players off the bench to a starter, earning nine starting nods
- Coming off a career-high four assists and three rebounds vs. Auburn in the SEC Tournament
- Made her way back in the starting lineup vs. No. 1/1 South Carolina, finishing with 11 points, three rebounds and two steals
- After missing four games with a broken nose, made her return vs. Missouri at home, having logged 11 points with two 3-pointers off the bench in 25 minutes
- Delivered when her number was called vs. Georgia, earning her first career start and recording a career-high 16 points with two assists, while playing all 40 minutes
- Has eight double-digit scoring games and five with 3+ 3-pointers made, while scoring double digits in seven of 12 SEC contests to log 8.8 points per game in league games
- Named an All-Region 23 Team at Jones College, making 55 3-pointers for a 34.8 percentage and averaging 9.7 points, 3.7 rebounds and 3.5 assists per game
- Big in Jones winning its seventh straight region crown to punch a ticket to the NJCAA DI Tournament and an Elite 8 appearance

REPPIN' HER HOME STATE

- **Jenna Lawrence** was a four-star prospect and No. 61 overall player in the 2023 HoopGurlz Recruiting Rankings
- Coming off her first career start, registering

a career-high 13 points, five rebounds, one assist and one block in a career-high 35 minutes played vs. Auburn in the SEC Tournament

- Recorded six points and team-leading six rebounds in 21 minutes played off the bench vs. No. 1/1 South Carolina
 - Played nearly nine minutes at Missouri, nailing down a 3-pointer at the buzzer at the end of the third quarter, which put the Hogs up for good. Finished game with three points, three rebounds, two steals and one block
 - Recorded her first career double-digit scoring game with 10 points off 3-of-4 shooting from the field vs. LA Tech
 - Has recorded 13 3-pointers in 35 attempts in 23 games played this season
- Led Farmington High School to a 4A girls state championship, being named the MVP after averaging 18.7 points and 7.1 rebounds per game as a senior

KJ WAS READY FOR THIS

- **Karley Johnson** has been stepping up big time for the Hogs when the team has really needed her
- Logged one point and three rebounds in 23.5 minutes off the bench vs. Auburn in the SEC Tournament
- Out for South Carolina and Ole Miss games due to concussion protocol
- Had her breakout game vs. Kentucky when the Hogs had two starters out, registering a career-high 14 points and six rebounds in a career-high 36 minutes in the start vs. the Wildcats
- Averages 3.1 points and 1.8 rebounds per game in 18 games played and five starts. Has played in all but three of the team's 16 SEC contests
- Made her first appearance of the season against Little Rock, playing all 10 minutes in the fourth quarter
- Played in 10 games as a freshman in 2022-23

LET'S GO 55

- **Emrie Ellis** is ready to take the court when her name is called, benefitting from playing a lot as a freshman
- Recorded two points, five rebounds, one assist and one block vs. Auburn at the SEC Tournament
- Has missed eight total games this year dealing with Tommy John, a rare basketball injury in her elbow

BY THE NUMBERS

1,845 Makayla Daniels is No. 5 on the career all-time scoring list at Arkansas, now with 1,845 points. She is also the highest scoring point guard in school history

1,356 Samara Spencer surpassed 1,000 points in her home state, logging 15 points at Florida State to become the 33rd member of the 1K club at Arkansas, sixth in the Mike Neighbors' era. She has 1,356 points, which is No. 17 in school history

14 Prior to Arkansas' game vs. Kentucky, the most points Karley Johnson ever scored in a game was six. Stepping up when her name was called, she scored a career-high 14 points in her first career start

10 Maryam Dauda broke a 35-year-old school record in single-game blocks with 10 vs. Alabama. The previous record was nine by Robyn Irwin, who had nine on Dec. 19, 1987

6 The Hogs' appearance in the WBIT marks the sixth straight postseason qualification for Arkansas and Mike Neighbors, which ties the school record with Coach Gary Blair in most consecutive postseason appearances

GAME-BY-GAME STARTERS

OPPONENT	1	2	3	4	5
ULM	Daniels	Spencer	Scott	Poffenbarger	Dauda
Murray State	Daniels	Spencer	Scott	Poffenbarger	Dauda
Little Rock	Daniels	Spencer	Scott	Poffenbarger	Dauda
at Arkansas State	Daniels	Spencer	Scott	Poffenbarger	Dauda
Central Arkansas	Daniels	Spencer	Scott	Poffenbarger	Dauda
Wisconsin	Daniels	Spencer	Scott	Poffenbarger	Dauda
Marquette	Daniels	Spencer	Scott	Poffenbarger	Dauda
at #15 Florida State	Daniels	Spencer	Scott	Poffenbarger	Dauda
#2 UCLA	Daniels	Spencer	Scott	Poffenbarger	Dauda
LA Tech	Daniels	Spencer	Scott	Poffenbarger	Dauda
UAPB	Daniels	Spencer	Scott	Poffenbarger	Dauda
Samford	Daniels	Spencer	Scott	Poffenbarger	Dauda
Illinois	Daniels	Spencer	Scott	Poffenbarger	Dauda
UIC	Daniels	Spencer	Scott	Poffenbarger	Dauda
UIW	Daniels	Spencer	Scott	Poffenbarger	Dauda
at Kentucky	Daniels	Spencer	Scott	Poffenbarger	Dauda
Georgia	Daniels	Keats	Spencer	Poffenbarger	Dauda
Mississippi State	Daniels	Keats	Spencer	Poffenbarger	Dauda
at Alabama	Daniels	Keats	Spencer	Poffenbarger	Dauda
at #10 LSU	Daniels	Keats	Spencer	Poffenbarger	Dauda
Kentucky	Daniels	Keats	Spencer	Johnson	Dauda
at Missouri	Daniels	Keats	Spencer	Poffenbarger	Dauda
Alabama	Daniels	Spencer	Johnson	Poffenbarger	Dauda
Auburn	Daniels	Spencer	Scott	Poffenbarger	Dauda
at Florida	Daniels	Spencer	Scott	Poffenbarger	Dauda
at Tennessee	Daniels	Spencer	Scott	Poffenbarger	Dauda
Missouri	Daniels	Spencer	Johnson	Poffenbarger	Dauda
at Texas A&M	Daniels	Spencer	Johnson	Poffenbarger	Dauda
Vanderbilt	Daniels	Spencer	Johnson	Poffenbarger	Dauda
#1 South Carolina	Daniels	Spencer	Keats	Poffenbarger	Dauda
at Ole Miss	Daniels	Spencer	Keats	Poffenbarger	Dauda
Auburn (SECT)	Daniels	Spencer	Keats	Lawrence	Dauda

Five different starting lineups is the most Coach Neighbors has had at Arkansas
 Daniels, Spencer, Scott, Poffenbarger, Dauda: 13-6
 Daniels, Keats, Spencer, Poffenbarger, Dauda: 3-4
 Daniels, Spencer, Keats, Johnson, Dauda: 1-0
 Daniels, Spencer, Johnson, Poffenbarger, Dauda: 1-3
 Daniels, Spencer, Keats, Lawrence, Dauda: 0-1

- Logged season-high three blocks at No. 15 Florida State and at Tennessee
- Her presence was huge at Arkansas State, where she knocked down back-to-back 3-pointers to finish with six points and one assist, while tallying a +20 efficiency in less than 13 minutes played
- Last year as a sophomore, she played in 28 games, tacking on more valuable minutes in the latter part of the season
- As a freshman, **Ellis** rejected five shots against UAPB, which was the most blocks in a single game by a Hog freshman since 2014
- No. 48 overall recruit in ASGR's 2021 recruiting rankings and named Ada News All-Area Co-Player of the Year in 2021

SPANISH SPECIAL

- Arkansas WBB's seventh ever international player in **Cristina Sanchez Cerqueira** is a member of the Spanish National Team
- Coming off nearly two minutes played vs. Auburn at the SEC Tournament
- Registered one block and played four minutes at Tennessee
- Has played in seven SEC games and has scored in six of 18 appearances
- Represents her country in 3x3 tournaments, including just recently at the FIBA 3x3 World Cup in Debrecen, Hungary
- With Segle XXI, played in 26 games, averaging 6.4 points, 5.4 rebounds and 1.3 steals per game last season

WHO IS READY FOR SOME BEA-BALL?

- All-American soccer player **Bea Franklin** joined the Hogs (late November) after an incredible five-year collegiate career on the pitch
- Signed with Chicago Red Stars in March and will not return to the team for the rest of the season
- Played in three basketball games, most recently 2.5 minutes vs. Georgia
- **Franklin** was a three-sport athlete at Seattle Prep, playing soccer, basketball and tennis
- She led Seattle Prep to a 20-9 record in 2016-17, averaging 9.9 points, 4.6 rebounds, 4.1 assists and 1.5 steals per game that year. This was all happening while **Mike Neighbors** was the head coach at Washington

PHENOM PHOENIX

- Fall signee **Phoenix Stotijn** is enrolling early to Arkansas, and is a member of the Netherlands National Team
- Will not play in the second half of the season, but has been a practice player
- The 5-9 combo guard of the Netherlands played for Triple Threat, logging 13.6 points, 3.6 rebounds and 1.5 steals per game in the team's eight games
- Eighth ever international player at Arkansas

YEAH, THAT'S A DEEP BACKCOURT

- Arkansas has one, if not the most, stacked backcourts in the country led by guards **Makayla Daniels** and **Samara Spencer**
- Between **Daniels** and **Spencer**, the two average 25.8 points per game
- **Daniels, Spencer, Scott** and **Keats** accounted for 69 of the team's 100 points

(69 percent) vs. LA Tech

- In Arkansas' season opener vs. ULM, **Daniels, Scott** and **Spencer** combined for 62 of the team's 81 points (76 percent)
- Last season, **Daniels** and **Spencer** combined for 27.6 points, 7.8 rebounds, 7.1 assists and 2.7 steals per game
- The dynamic duo of **Daniels** and **Spencer** has combined for a career 254 games played, 3,201 points and 759 assists with the eight years of collegiate ball added up between the two

OVERCOMING ADVERSITY

- Arkansas has not had a full healthy lineup all season
- **Emrie Ellis** - 8 games out with elbow injury
- **Carly Keats** - 4 games out with a broken nose
- **Karley Johnson** - 2 games out in concussion protocol
- **Sasha Goforth** - played first 7 games and stepped away from basketball again
- Has been limited to eight players in the past three games

CLEAN BASKETBALL

- Arkansas commits the least turnovers per game in the SEC with 12.66, which is 22nd in the country
- The Hogs played nearly 17 minutes before committing a turnover vs. Georgia
- Arkansas had a season-low six turnovers committed at Texas A&M

DISCIPLINED BALL

- Arkansas averages 14.2 fouls per game, which is the second lowest average in the SEC and 38th in the country

RAINING TREYS

- The Hogs lead the SEC in 3-pointers with 8.81 per game, which is 13th in the country
- Arkansas leads the SEC and is fifth in the country in 3-point attempts/game (29.41)
- Has registered 10+ 3-pointers in 14 games this season
- Arkansas' season-high in 3-pointers made is 14, which the Hogs made vs. Louisiana Tech and Georgia
- The Hogs attempted a program record 47 3-pointers at No. 10/9 LSU
- Arkansas is second in 3-point attempts in a season (941) and fourth in most 3-pointers made in a season (282)

FINDING A HOME AT THE CHARITY STRIPE

- The team is fourth in free throws made/game (13.62) and free throw percentage (73.4) and eighth in free throw attempts/game (18.81) in the SEC
- Arkansas went 20-of-20 from the free throw line at Florida, marking the fifth time in school history the Hogs have been perfect from the line with 10+ free throw makes. The 20-for-20 performance is one of the best showings for the Hogs in school history
- The Hogs' 44 free throw attempts vs. ULM was the third most in a single game in school history. It is also tied for the 10th most in the country by a team this season
- **SHOT BLOCK RECORD!!!!**
- The Hogs are No. 4 in blocks/game (5.3) in the SEC, which is 12th in the country
- Arkansas has 169 total blocks through 32

games, which broke the school record that was set in 2006-07

- **Maryam Dauda** has logged 73 blocks this season, which accounts for 43 percent of the team's total

REBOUND IT!

- Arkansas is fourth in defensive rebounds/game (28.0) in the SEC
- Nationally, the Hogs are 38th in defensive rebounds/game
- The Hogs' 895 defensive rebounds this season is the third most in a single season in school history with the record being 1,033 (set in 2006-07)

CONSISTENCY IN THE NEIGHBORS' ERA

- Head coach **Mike Neighbors** has led the program to consistency, now entering his seventh season at the helm
- Guided his teams to six straight postseason berths (including 2020 season, where team would have been lock for NCAA Tournament)
- With the postseason appearance in the WBIT this season, **Neighbors** has matched the program record of six consecutive postseason qualifications, tying with his mentor **Gary Blair**

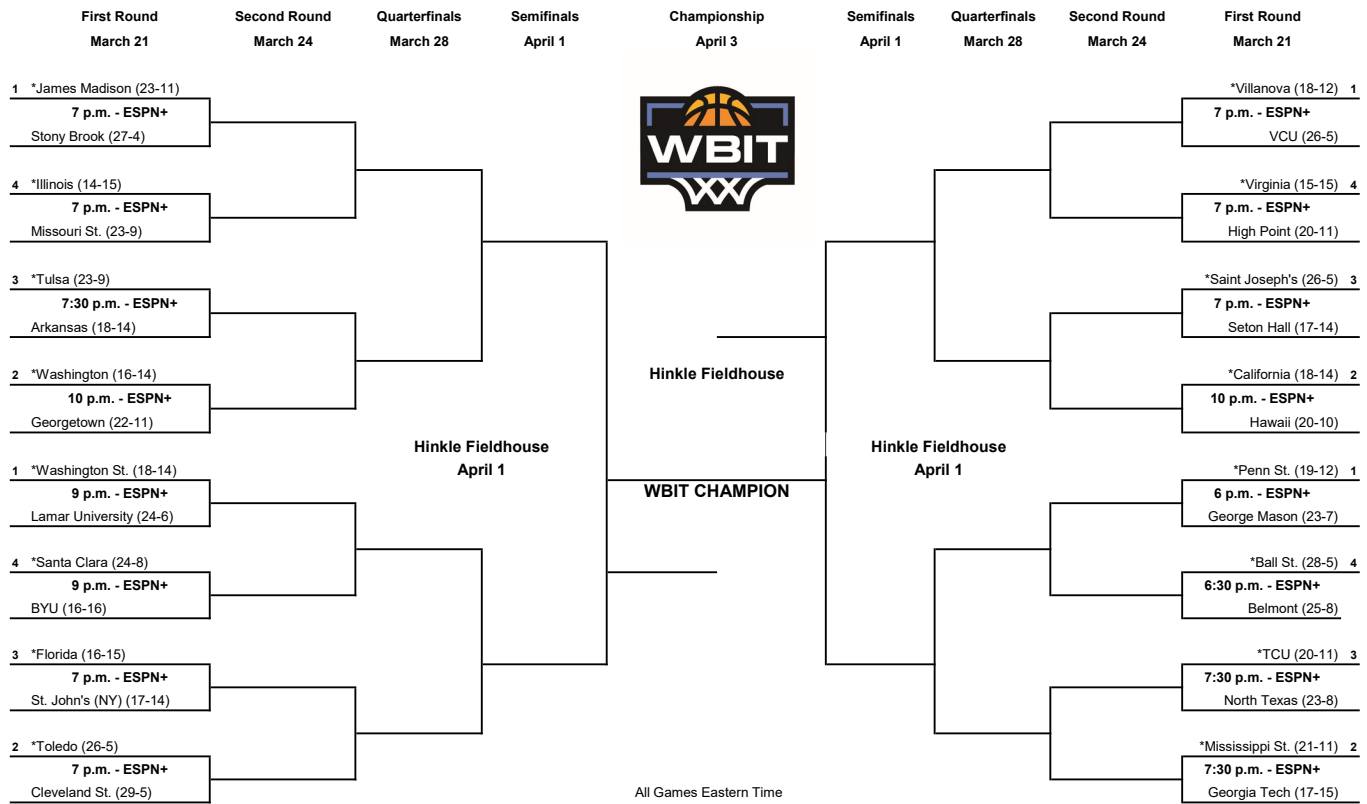
SIGNED, SEALED, DELIVERED

- **Jada Bates** announced signing with Arkansas on Tuesday, Nov. 21
- **Bates** is 6-3 and chose Arkansas over 16 other D1 schools
- She is one of the top small forwards in the state of Georgia, playing for McEachern High School. She is logging 9.1 points, 4.4 rebounds and 1.3 blocks per game in her senior year

EUROPE TRIP

- The Hogs went to Croatia and Greece this past summer, playing games and sightseeing Split and Dubrovnik in Croatia and Athens, Greece

2024 WOMEN'S BASKETBALL INVITATION TOURNAMENT



All Games Eastern Time
*Indicates host institution

© Copyright 2024 WBIT, L.L.C.



HOMEGROWN HOGS

MARYAM DAUDA
R-SO. | F | BENTONVILLE, ARKANSAS

SASHA GOFORTH
R-JR. | G | FAYETTEVILLE, ARKANSAS

JENNA LAWRENCE
FR. | F | FARMINGTON, ARKANSAS

LOREN LINDSEY
SO. | G | FAYETTEVILLE, ARKANSAS

- Three players on the roster are Arkansas natives and that starts from the top down with Mike Neighbors, who was born and raised in Greenwood, Arkansas and a UofA alum
- Maryam Dauda was a star at Bentonville HS, having left the school as the program record holder in scoring (1,401), rebounding (867) and blocks (339), She was No. 11 player in the country in the 2021 class and a McDonald's All-American
- Jenna Lawrence made her name known in NWA at Farmington HS, leading FHS to the 2023 4A state title and being named the MVP. She was the No. 61 ranked player in the 2023 recruiting class
- Loren Lindsey is another Fayetteville HS product, who was named to the All-Conference 6A West All-Defensive Team. She joined Arkansas as a walk-on



OKLAHOMIES

EMRIE ELLIS
JR. | F | VANOSS, OKLAHOMA

KARLEY JOHNSON
SO. | G | OKLAHOMA CITY, OKLAHOMA

- Emrie Ellis is from a small town in Southeast Oklahoma and led Vanoss HS to the Class A State Final. She led the state in rebounds and blocks in 2018
- Karley Johnson is an Oklahoma City product and made her name known at Mustang HS, where she led the Broncos to a No. 12 state ranking as a junior and was second in state in taking charges



SPAIN SPECIAL

CRISTINA SANCHEZ CERQUEIRA
FR. | G | GRANADA, SPAIN

- Cristina Sanchez Cerqueira is Arkansas' seventh ever international player and represents her country by playing on the Spain National Team



MARYLAND MAGIC

MAKAYLA DANIELS
GR. | G | FREDERICK, MARYLAND

- Makayla Daniels was the first ever Maryland signee at Arkansas
- Daniels was named Maryland Miss Basketball and left Frederick HS as the all-time leading scorer (boys and girls)



NOT IN KANSAS ANYMORE

MARYN ARCHER
FR. | G | DERBY, KANSAS

- Took Derby HS to the 6A Semifinals as a sophomore and paced the team in steals and assists during her junior year



SUNSHINE STATE STAR

SAMARA SPENCER
JR. | G | FORT LAUDERDALE, FLORIDA

- Samara Spencer led St. Thomas Aquinas to the state title during her senior season and was named the 2021 Broward County's 7A-6A Player of the Year



THE SIP

CARLY KEATS
SO. | G | CHOCTAW, MISSISSIPPI

- Led Neshoba Central to an unblemished 33-0 record and a 5A State Championship in Mississippi as a senior and was an All-Region 3-5A selection

RECORD WATCH

CAREER POINTS

1.	Bettye Fiscus (81-85)	2,073
2.	Shameka Christon (00-04)	1,951
3.	Chelsea Dungee (18-21)	1,903
4.	Jessica Jackson (14-17)	1,865
5.	Makayla Daniels (19-pres.)	1,845
6.	Delmonica DeHorney (87-91)	1,785
7.	Kimberly Wilson (93-97)	1,733
...		
16.	Sytia Messer (95-99)	1,379
17.	Samara Spencer (21-pres.)	1,356
18.	Lyndsay Harris (09-12)	1,347
19.	Malica Monk (16-19)	1,320

CAREER REBOUNDS

1.	Shelly Wallace (85-89)	1,013
2.	Bettye Fiscus (81-85)	785
...		
20.	Sarah Watkins (10-13)	604
21.	Sytia Messer (95-99)	603
22.	Saylor Poffenbarger (22-pres.)	592
23.	Erynn Barnum (19-23)	579
24.	Makayla Daniels (19-pres.)	565
25.	Dana Cherry (99-03)	563
26.	Kiara Williams (16-20)	557
27.	Quistelle Williams (10-13)	548

CAREER DEFENSIVE REBOUNDS

(Since 05-06)

1.	Jessica Jackson (14-17)	513
2.	Saylor Poffenbarger (22-pres.)	508
3.	C'eira Ricketts (09-12)	470
...		
5.	Taylah Thomas (17-21)	452
6.	Makayla Daniels (19-pres.)	425
7.	Ashley Daniels (09-12)	422

CAREER ASSISTS

1.	Amy Wright (98-02)	717
2.	Calli Berna (12-15)	667
3.	Amber Nicholas (88-92)	538
...		
7.	Brittney Vaughn (04-08)	424
8.	Rochelle Vaughn (02-06)	421
9.	Makayla Daniels (19-pres.)	398
10.	Malica Monk (16-19)	369
11.	Samara Spencer (21-pres.)	361
12.	Donna Wilson (87-89)	332
...		
...	Kimberly Wilson (93-97)	332

CAREER FREE THROWS MADE

1.	Chelsea Dungee (18-21)	552
2.	Bettye Fiscus (81-85)	485
3.	Christy Smith (94-98)	461
4.	Delmonica DeHorney	451
5.	Makayla Daniels (19-pres.)	444
6.	Jessica Jackson (14-17)	389

CAREER FREE THROWS ATTEMPTED

1.	Chelsea Dungee (18-21)	688
2.	Delmonica DeHorney (87-91)	648
3.	Bettye Fiscus (81-85)	622
4.	Makayla Daniels (19-pres.)	584
5.	Christy Smith (94-98)	551

CAREER 3-POINTERS MADE

1.	Wendi Willits (97-01)	316
2.	Lyndsay Harris (09-12)	283
3.	Kimberly Wilson (93-97)	267
...		
...	India Lewis (99-03)	267
5.	Amber Ramirez (19-22)	261
6.	Makayla Daniels (19-pres.)	235
7.	Jessica Jackson (14-17)	198

CAREER 3-POINTERS ATTEMPTED

1.	Lyndsay Harris (09-12)	858
2.	India Lewis (99-03)	787
3.	Wendi Willits (97-01)	771
4.	Makayla Daniels (19-pres.)	679
5.	Kimberly Wilson (93-97)	673
6.	Amber Ramirez (19-22)	608

CAREER STEALS

1.	C'eira Ricketts (09-12)	321
2.	Tracy Webb (83-87)	293
3.	Makayla Daniels (19-pres.)	245
4.	Christy Smith (94-98)	239
5.	Calli Berna (12-15)	223
6.	Amber Nicholas (88-92)	220

CAREER GAMES STARTED

1.	Makayla Daniels (19-pres.)	154
2.	C'eira Ricketts (09-12)	128
3.	Amy Wright (99-02)	125
4.	Malica Monk (16-19)	122

CAREER GAMES PLAYED

1.	Makayla Daniels (19-pres.)	154
2.	Sarah Watkins (09-13)	131
...		
...	Amy Wright (98-02)	131
...	Wendi Willits (98-01)	131

CAREER MINUTES

1.	Makayla Daniels (19-pres.)	4558
2.	Calli Berna (11-15)	4239
3.	C'eira Ricketts (09-12)	4231
4.	Christy Smith (94-98)	3960

INDIVIDUAL SEASON FREE THROWS MADE

1.	Chelsea Dungee (18-19)	229
2.	Chelsea Dungee (20-21)	177
3.	Chelsea Dungee (19-20)	146
4.	Erynn Barnum (22-23)	132
...		
...	Kelsey Brooks (14-15)	132
6.	Makayla Daniels (22-23)	129
7.	Shameka Christon (03-04)	126
8.	Samara Spencer (23-24)	124
9.	Malica Monk (17-18)	114
10.	Kristin Peoples (04-05)	113

INDIVIDUAL SEASON FREE THROW ATTEMPTS

1.	Chelsea Dungee (18-19)	275
2.	Chelsea Dungee (20-21)	224
...		
...		
5.	Chelsea Dungee (19-20)	189
6.	Samara Spencer (22-23)	182
7.	Makayla Daniels (22-23)	168
8.	Samara Spencer (23-24)	167
9.	Shameka Christon (03-04)	166
10.	Kristin Peoples (04-05)	163

INDIVIDUAL SEASON BLOCKS

1.	Delmonica DeHorney (89-90)	83
2.	Lauren Ervin (06-07)	76
3.	Maryam Dauda (23-24)	73
4.	Delmonica DeHorney (90-91)	70
5.	Sasha Goforth (21-22)	66
6.	Sarag Watkins (11-12)	63
7.	Sarah Watkins (10-11)	58

TEAM 3-POINTERS MADE

1.	314 (32 games)	2019-20
2.	305 (37 games)	2022-23
3.	296 (37 games)	2018-19
4.	282 (32 games)	2023-24
5.	267 (28 games)	2020-21

TEAM 3-POINTERS ATTEMPTED

1.	1007 (37 games)	2022-23
2.	941 (32 games)	2023-24
3.	922 (37 games)	2018-19
4.	826 (31 games)	2017-18
5.	809 (32 games)	2021-22

TEAM DEFENSIVE REBOUNDS

1.	1033	2006-07
2.	933	2018-19
3.	895	2023-24
4.	888	2019-20
5.	879	2010-11

TEAM BLOCKS

1.	169 (32 games)	2023-24
2.	165 (31 games)	2006-07
3.	161 (37 games)	2022-23
4.	160 (32 games)	2021-22
5.	146 (37 games)	2018-19

TEAM FREE THROW PERCENTAGE

1.	.770 (565-734)	1994-95
2.	.754 (512-679)	2019-20
...		
...		
5.	.729 (579-794)	1997-98
6.	.724 (436-602)	2023-24
7.	.722 (722-1000)	1981-82

2023-24 ROSTER @RAZORBACKWBB

NUMERICAL

NO.	NAME	POS	HT	CL	HOMETOWN/PREVIOUS SCHOOL	TWITTER
1	Phoenix Stotijn*	G	5-9	Fr.	Amsterdam, Netherlands	@Phoenixstotijn
2	Samara Spencer	G	5-7	Jr.	Fort Lauderdale, Fla./St. Thomas Aquinas	@samaraaspen
8	Bea Franklin	G	5-10	Gr.	Seattle, Wash./Seattle Prep	@beafranklin2000
10	Cristina Sanchez Cerqueira	F	6-1	Fr.	Granada, Spain/Segle XXI	@cristiinita7
20	Karley Johnson	G	5-9	So.	Oklahoma City, Okla./Mustang	@karleyjohnsonOK
21	Loren Lindsey	G	5-11	So.	Fayetteville, Ark./Fayetteville	@lorenbailey7766
23	Carly Keats	G	5-8	So.	Choctaw, Miss./Jones College	@keatscarly
30	Maryam Dauda	F	6-4	R-So.	Bentonville, Ark./Bentonville	@maryamdauda30
34	Jenna Lawrence	F	6-3	Fr.	Farmington, Ark./Farmington	@jennalawrence34
43	Makayla Daniels	G	5-8	Gr.	Frederick, Md./Frederick	@makayladaniels5
44	Maryn Archer	G	5-7	Fr.	Derby, Kan./Derby	@marynarcher
55	Emrie Ellis	F	6-3	Jr.	Vanoss, Okla./Vanoss	@ellisemrie

COACHING STAFF

Title	Name	Year	Alma Mater
Head Coach	Mike Neighbors	7th Season	Arkansas, 1993
Associate Head Coach	Todd Schaefer	7th Season	Thomas More College, 1995
Assistant Coach	Pauline Love	7th Season	Southern Miss, 2010
Assistant Coach	Lacey Goldwire	5th Season	Oklahoma State, 2010
Director of Operations	Amber Shirey	36th Season	Arkansas, 1992
Dir. of Student-Athlete Devel.	Jayci Stone	2nd Season	Kansas State, 2008
Dir. of Video/Special Ast. to HC	Evan Johnston	1st Season	Arkansas, 2022

ELIGIBILITY

Seniors (2)	Juniors (2)	Sophomores (4)	Freshman (4)
Makayla Daniels (5th)	Emrie Ellis	Maryam Dauda (RS)	Maryn Archer
Bea Franklin	Samara Spencer	Karley Johnson	Jenna Lawrence
		Carly Keats	Cristina Sanchez Cerqueira
		Loren Lindsey	Phoenix Stotijn

ALPHABETICAL

NO.	NAME	POS	HT	CL	HOMETOWN/PREVIOUS SCHOOL
44	Maryn Archer	G	5-7	Fr.	Derby, Kan./Derby
43	Makayla Daniels	G	5-8	Gr.	Frederick, Md./Frederick
30	Maryam Dauda	F	6-4	R-So.	Bentonville, Ark./Bentonville
55	Emrie Ellis	F	6-3	Jr.	Vanoss, Okla./Vanoss
8	Bea Franklin	G	5-10	Gr.	Seattle, Wash./Seattle Prep
20	Karley Johnson	G	5-9	So.	Oklahoma City, Okla./Mustang
23	Carly Keats	G	5-8	So.	Choctaw, Miss./Jones College
34	Jenna Lawrence	F	6-3	Fr.	Farmington, Ark./Farmington
21	Loren Lindsey	G	5-11	So.	Fayetteville, Ark./Fayetteville
10	Cristina Sanchez Cerqueira	F	6-1	Fr.	Granada, Spain/Segle XXI
2	Samara Spencer	G	5-7	Jr.	Fort Lauderdale, Fla./St. Thomas Aquinas
1	Phoenix Stotijn*	G	5-9	Fr.	Amsterdam, Netherlands

BY STATE

ARKANSAS (3)	Maryam Dauda	Bentonville
	Jenna Lawrence	Farmington
	Loren Lindsey	Fayetteville
OKLAHOMA (2)	Emrie Ellis	Vanoss
	Karley Johnson	Mustang
FLORIDA (1)	Samara Spencer	Fort Lauderdale
KANSAS (1)	Maryn Archer	Derby
MARYLAND (1)	Makayla Daniels	Frederick
MISSISSIPPI (1)	Carly Keats	Choctaw
WASHINGTON (1)	Bea Franklin	Seattle
NETHERLANDS (1)	Phoenix Stotijn	Amsterdam
SPAIN (1)	Cristina Sanchez Cerqueira	Granada

FA-NETIK PRONUNCIATIONS

- 1 Stow-Tyne
- 2 Suh-MARE-uh
- 30 Mair-ee-um DOW-duh
- 44 Mair-en
- 55 em-REE

* Sitting out 2023-24

OFFENSE

Scored 110+ ----- 110, vs. Providence (11-16-98)
 Scored 100+ points at home ----- 100, vs. LA Tech (12-7-23)
 Scored 100+ points on the road ----- 108, at Ole Miss (2-16-20) | 108, Baylor (3-6-91)
 Scored 90-99 points ----- 92, vs. Oral Roberts (12-4-22)
 Scored 90+ points at home ----- 92, vs. Oral Roberts (12-4-22)
 Scored 90+ points on the road ----- 93, at Little Rock (11-20-22)
 Scored 80-89 points ----- 81, at Florida (2-8-24)
 Scored 80-89 points at home ----- 88, vs. Kentucky (1-25-24)
 Scored 80-89 points on the road ----- 81, at Florida (2-8-23)
 Was held to 50-59 ----- 53, vs. Vanderbilt (2-25-24)
 Was held to 49-40 ----- 48, vs. Auburn (3-7-24)
 Was held to 39-20 ----- 34, at LSU, 2-7-19
 Was held to 20 or less ----- N/A
 Made 40+ field goals ----- 40, vs. Central Arkansas (12-13-20)
 Made 17+ three-point field goals ----- 19, vs. Alabama (2-28-21)
 Made 10+ three-point field goals ----- 11, at Florida (2-8-24)
 Did not make 3-pointer (since 1986) ----- 0-10, at LSU, (2-7-19)
 Made 30 free throws ----- 30 (30-39), vs. No. 4 Baylor (12-6-20)
 Made 25 free throws ----- 25 (25-35), vs. Vanderbilt (1-16-23)
 Shot 50-59 or better ----- 55.4, vs. LA Tech (12-7-23)
 Shot 60 percent or better ----- 625 (30-48), vs. Little Rock (11-20-22)
 Held to less than 30 percent ----- .278 (20-72), at No. 10/9 LSU (1-21-24)
 Held to less than 20 percent ----- .182 (10-55), vs. No. 6 Tennessee (1-8-12; L, 38-69)
 Had 20 or more assists in a game ----- 20, vs. LA Tech (3-16-23)

DEFENSE

Allowed 100 points ----- 104, at No. 4 South Carolina (1-18-21)
 Allowed 80-99 points ----- 87, at Ole Miss (3-3-24)
 Held opponent to 40-49 points ----- 43, vs. Georgia (1-7-24)
 Held opponent to 39-30 ----- 36, vs. Little Rock (11-14-23)
 Held an SEC opponent under 50 points in 3 cons. games ----- 47, vs. Auburn (1-29-15; W, 52-47),
 ----- Alabama (2-1-15; W, 53-42), No. 24/21 Georgia (2-9-15; W, 54-48)
 Held opponent to 29 points or less ----- 23, vs. Binghamton, 11-30-13
 Held an opponent under 15 points in a half ----- 14, vs. Little Rock (11-14-23)
 Held an opponent to 2 points in a quarter ----- 2, vs. UCA (12-13-20)
 Held opponent under 15 field goals ----- 14, vs. Little Rock (11-14-23)
 Held opponent to less than 30 percent shooting ----- 26.6 (17-64), vs. Georgia (1-7-24)
 Held opponent to less than 20 percent shooting ----- 19.7 (13-66), vs. Northwestern State (12-15-19)
 Held opponent under 15 percent from 3-point ----- 14.3 (2-14), vs. Mississippi State (1-11-24)
 ----- 0.0 (0-10), at Kentucky (1-4-24)
 ----- 0.0 (0-8), vs. Illinois (12-20-23)
 Opponent did not make a 3-pointer ----- 0, at Kentucky (1-4-24)
 ----- 0, vs. Illinois (12-20-23)
 Had 70+ rebounds ----- 74, vs. Mississippi Valley State (11-24-89)
 Had 60-69 rebounds ----- 64, vs. Prairie View A&M (12-16-18)
 Had 50-59 rebounds ----- 52, at Alabama (1-14-24)
 Had 10 or more blocked shots in a game ----- 11, at Alabama (1-14-24)
 Had 20 or more steals in a game ----- 20, vs. ORU (11-13-13)
 Had 15 or more steals in a game ----- 18, vs. UT Martin (12-29-19)
 Forced 25+ turnovers in a game ----- 28, vs. Northern Arizona (11-24-22)

OTHER

Won an overtime game ----- 61-52, vs. Missouri (3-3-22)
 Lost an overtime game ----- 76-73, vs. Ole Miss (1-29-23)
 Won a double overtime game ----- 73-72, vs. Florida (1-29-12)
 Lost a double overtime game ----- N/A
 Won a triple overtime game ----- 91-80, Win in 3OT, 2-10-13, at Alabama
 Won at the buzzer ----- 60-59, vs. Illinois (Maryam Dauda, 12-20-23)
 Played consecutive OT games ----- 1-24-16 at Auburn (lost); 1-28-16 vs. Florida (lost)
 Won regular season tournament ----- Paradise Jam (St. Thomas, U.S. Virgin Islands, Nov. 24-26, 2022)
 Defeated ranked team ----- 71-58, at No. 15 Florida State (11-30-23)
 Defeated a ranked team on the road ----- 71-58, at No. 15 Florida State (11-30-23)
 All-time SEC win streak ----- 8 games (1-15-12: Auburn through 2-15-12: at Auburn)
 All-time SEC home win streak ----- 5 games (1-15-12: Auburn -- 2-9-12: South Carolina)
 ----- 5 games (1-14-21: Florida -- 2-28-21: Alabama)

A RAZORBACK PLAYER ...

Scored 20-24 points ----- 24, Samara Spencer, at Texas A&M (2-22-24)
 Scored 25-29 points ----- 26, Makayla Daniels, at Florida (2-8-24)
 Scored 30+ points ----- 33, Taliah Scott, vs. Auburn (2-4-23)
 Scored 40+ points ----- 41, Chelsea Dungee vs. Auburn (2-10-19)
 Scored 20+ points 10 times in a season ----- Taliah Scott (13x | 2023-24)
 ----- Chelsea Dungee (17x | 2020-21), Chelsea Dungee (11x | 2019-20) & Chelsea Dungee (20x | 2018-19)
 Double figures in 15 consecutive games (season) ----- Jessica Jackson, 11/11/16, LSU 1-8-17
 ----- Chelsea Dungee, 26 games, (2018-19 & 2019-20)
 ----- Chelsea Dungee, 31 games, (2019-20 & 2020-21)
 ----- Amber Ramirez, 16 games (2021-22)
 Five players scored double figures in 1 game ----- vs. Missouri (2-18-24)
 ----- Dauda (18), Daniels (14), Spencer (14), Poffenbarger (13), Keats (11)
 Five starters in double figures ----- vs. Kentucky (1-25-24)
 ----- Daniels (22), Dauda (16), Johnson (14), Keats (14), Spencer (13)
 Seven players scored in double figures in 1 game ----- vs. Northwestern State (11-9-18)
 ----- (Tolefree 19, Galden 16, Monk 12, Doumbia 11, Dungee 11, Thomas 11, Williams 10)
 Made 10+ field goals in a game ----- 10, Taliah Scott, at Tennessee (2-12-24)
 Attempted 20+ field goals in a game ----- 21, Samara Spencer, vs. Vanderbilt (2-25-24)
 Made 10 free throws in a game ----- 10, Samara Spencer, vs. ULM (11-7-23)
 Made 7 or more 3-pt FG in a game ----- 8, Saylor Poffenbarger, at Missouri (1-28-24)
 Attempted 10 or more 3-pt FG in a game ----- 14, Taliah Scott, at Tennessee (2-12-24)
 Had 10-14 rebounds ----- 12, Saylor Poffenbarger, vs. Vanderbilt (2-25-24)
 Had 15-19 rebounds ----- 17, Saylor Poffenbarger, vs. Georgia (1-7-24)
 Had 20+ rebounds ----- 23, Saylor Poffenbarger, at No. 15 Florida State (11-30-23) (school record)
 Had 10 offensive reb - Records go back to 05-06 ----- 11, Melissa Wolff
 ----- vs. New Orleans (1-30-15)
 Had 10+ defensive reb - Records go back to 05-06 ----- 12, Saylor Poffenbarger, vs. Vanderbilt (2-25-24)
 Had 10+ assists ----- 11, Samara Spencer, vs. LA Tech (3-16-23)
 Had 10+ assists in consecutive games ----- Jailyn Mason (11 vs. HBU, 12-28-16 and 10 at Ole
 ----- Miss, 1-1-17) & Calli Berna (11 vs. No. 10/8 Kentucky, 2/7/13 and 11 at Alabama, 2/10/13)
 Had 5+ blocks in a game ----- 10, Maryam Dauda, at Alabama (1-14-24)
 Had 10+ blocks in a game ----- 10, Maryam Dauda, at Alabama (1-14-24) (school record)
 Had 5 or more steals in a game ----- 5, Makayla Daniels, vs. Georgia (1-7-24)
 Had a double-double ----- 13 points and 11 rebounds, Saylor Poffenbarger, vs. Missouri (2-18-24)
 Had a double-double in two consecutive games ----- Maryam Dauda, vs. Mississippi State & at Alabama (2024)
 ----- 17 pts & 13 rbd vs. Mississippi State (1/11/24)/12 rbd & 10 blks at Alabama (1/14/24)
 Had two players record a double-double ----- Samara Spencer (31 pts/14 reb) &
 ----- Maryam Dauda (12 rbd/10blks), at Alabama (1-14-24)
 Had seven double-doubles in a season ----- Saylor Poffenbarger, 8, 2023-24
 ----- (MSU @FSU, LA TECH, UAPB, UIC, UGA, BAMA, @UF)
 Had 10+ double-doubles in a season ----- 2006-07, Lauren Ervin (14)
 Had a triple-double ----- 14 pts, 13 rbd, 12 asts, C'eira Ricketts vs. Auburn (1-18-09)

MORE ABOUT MIKE

Hometown: Greenwood, Ark. (Greenwood HS)
 Family: Daughter Abby; Sons Alec, Bowen and Barrett; granddaughter Emzey
 Alma Mater: Arkansas, 1993

NEIGHBORS BY THE NUMBERS

- 236 Wins (236-132, 11 seasons)
- 16 Signed McDonalds' All-Americans
- 11 Years as a head coach
- 9 Postseason appearances
- 5 Players drafted in the WNBA (HC)
- 1 Final Four appearance

LEARN MORE



Sign up for Mike Neighbors' news-letter and listen to his podcasts at CoachNeighbors.com

NABES FAVES

TOP 10 MOVIES

1. A Few Good Men
2. The Hunt For Red October
3. The Silence Of The Lambs
4. Hoosiers
5. O Brother, Where Art Thou?
6. Moneyball
7. Top Gun
8. Zero Dark Thirty
9. The Lion King
10. Purple Rain

See the entire list here: <http://imdb.to/2royaEO>

TOP 10 SONGS

1. Sweet Child O' Mine (Guns N' Roses)
2. You Shook Me All Night Long (AC/DC)
3. Man In The Mirror (Michael Jackson)
4. Amarillo By Morning (George Strait)
5. Jessie's Girl (Rick Springfield)
6. Hysteria (Def Leppard)
7. Fishin' In The Dark (Nitty Gritty Dirt Band)
8. The Ballad of Curtis Loew (Lynyrd Skynyrd)
9. Wanted Dead Or Alive (Bon Jovi)
10. Let's Go Crazy (Prince)

TOP 10 TV SHOWS

1. West Wing (first three seasons)
2. Ted Lasso
3. The Wire
4. Breaking Bad
5. Seinfeld
6. The Newsroom
7. Prison Break
8. Arrested Development
9. Game of Thrones
10. The Goldbergs



MIKE NEIGHBORS

Seventh Season | Career Record: 236-132 (11) | Arkansas Record: 138-91 (7)

COACHING HISTORY

University of Washington

Year	Overall	Pac-12	Finish
2013-14	20-14 (.588)	10-8 (.556)	6
2014-15	23-10 (.697)	11-7 (.611)	5
2015-16	26-11 (.703)	11-7 (.611)	5
2016-17	29-6 (.829)	15-3 (.833)	T2
UW	98-41 (.705)	47-25 (.662)	

University of Arkansas

Year	Overall	SEC	Finish
2017-18	13-18 (.419)	3-13 (.188)	T11
2018-19	22-15 (.611)	6-10 (.375)	10
2019-20	24-8 (.750)	10-6 (.625)	T3
2020-21	19-9 (.679)	9-6 (.600)	T5
2021-22	18-14 (.563)	7-9 (.438)	T8
2022-23	24-13 (.649)	7-9 (.438)	8
2023-24	18-14 (.563)	6-10 (.375)	-
Ark	138-91 (.603)	48-63 (.432)	7 yrs

Totals 236-132 (.641) 96-88 (.522) 11 yrs

PLAYER DEVELOPMENT

YEAR	UNIVERSITY	PLAYER	ROUND	OVERALL	TEAM NOTE
2021	Arkansas	Chelsea Dungee	1	5	Dallas Wings 1 @
2021	Arkansas	Destiny Slocum	2	14	Las Vegas Aces 1 @
2021	Arizona	Aari McDonald	1	3	Atlanta Dream @
2017	Washington	Kelsey Plum	1	1	San Antonio Stars 1 @ Las Vegas Aces
	Washington	Chantel Osahor	2	21	Chicago Sky 1 @
2016	Washington	Talia Walton	3	29	Los Angeles Sparks 1 @
2011	Xavier	Amber Harris	1	4	Minnesota Lynx 1 #
	Xavier	Ta'Shia Phillips	1	8	Atlanta Dream 1 #
	TAMU/UAFA	Tanisha Smith	2	22	Seattle Storm #
	Colorado	Brittany Spears	2	19	Phoenix Mercury *
2009	Arkansas	Shameka Christon	1	5	New York Liberty S
2008	Arkansas	Lauren Ervin	3	37	Connecticut Sun 1 #
2006	Tulsa	Megan Moody	-	-	Houston Comets Free Agent #
2003	Tulsa	Allison Curtin	1	12	Houston Comets 1 # Traded to Detroit Shock
	Arkansas	Dana Cherry	2	23	Charlotte Sting S

*- Signed but did not coach

!- At the school when player was drafted

@- Worked with player as a head coach

#- Worked with player as an assistant coach

S- Worked with player as other (GA, etc)

Arkansas women's basketball has been transformed into a nationally recognized program in just six short years thanks to head coach Mike Neighbors. During his time back home at his alma mater, Neighbors has guided his Hogs to the best six-year period of sustained success in program history with 120 wins and five postseason qualifications in that time. The proof of his success, and the success of his system, lies in the numbers - Neighbors has accumulated 218 wins during his 10 seasons as a head coach, the most of any Power 5 head coaches in 10 or fewer seasons, as well as one of only two NCAA Division I Head Coaches.

Entering his seventh season on the bench for Arkansas, the program is coming off its fifth consecutive winning season, four straight postseason appearance (would be five had the 2020 NCAA Tournament had not been cancelled due to the COVID-19 pandemic, as Arkansas was a lock to make the Big Dance) and third 20+ win season in the Neighbors' era.

In 2022-23, the Hogs started out the season 13-0, which was tied for the second-best start in program history. Going into Mid-December, the Hogs were ranked as high as No. 17 in the AP Poll. The Hogs won another SEC Tournament game in comeback fashion versus Missouri to make it to the quarterfinals and hold the best winning percentage in the SEC Tournament among all coaches in Arkansas history with an 8-6 record. Continuing into postseason, Arkansas became the automatic bid out of the SEC to the Postseason WNIT, making it to the Great 8, while being able to host three of its four games at Bud Walton Arena. Neighbors led the Hogs to two All-SEC selections, including Second Team choice Erynn Barnum, who was also on the Midseason Top 10 List for the Katrina McClain Award, as well as All-Freshman selection Saylor Poffenbarger, who broke a school record for five SEC Freshman of the Week accolades. The Hogs finished the season with 24 wins, which tied for the most in the Neighbors' era and matches the fourth most in a single season in program history. Additionally, four players averaged double digits in scoring, the most in the Southeastern Conference.

Prior to Arkansas, Neighbors guided Washington to four seasons of unprecedented success, highlighted by the 2016 NCAA Final Four and two NCAA Sweet 16 appearances. Neighbors was an assistant for the Huskies prior to this promotion and also has had stops at Xavier, Tulsa, Colorado and Arkansas as an assistant.

A native of Greenwood, Arkansas, Neighbors received his associate degree at the University of Arkansas - Fort Smith and his bachelor's degree from the University of Arkansas in 1993. Neighbors is married to Jayci Stone. He has four children, a daughter, Abby and three sons, Alec, Bowen and Barrett, as well as a granddaughter, Emzey.

TIMELINE

- Bentonville HS Head Coach 1994-98
- Cabot HS Head Coach 1998-99
- Arkansas Director of Ops 1999-01
- Tulsa Univ. Assistant Coach 2001-05
- Univ. of Colorado Assistant Coach 2005-06
- Univ. of Arkansas Assistant Coach 2006-07
- Xavier Assistant Coach 2007-11
- Univ. of Washington Assistant Coach 2011-13
- Univ. of Washington Head Coach 2013-17
- Univ. of Arkansas Head Coach 2017-present

COACHING DEVELOPMENT

Coach	w/Nabes	Now
Adia Barnes	'14-15	HC Arizona
Adam Call	'14	AC George Washington
Morgan Valley	'16	AC UConn
Todd Schaefer	'16-Pres.	AHC Arkansas
Chelsea Dungee	'18-21	AC Troy
Evann Johnston	'18-22	Special Ast. to HC Arkansas

NABES VS. ARKANSAS HISTORY

Category	NABES	All Others In Program History
Winning Record In SEC Play	2 Seasons	2 Seasons
SEC Tourney Finals	1	0
Top 5 Wins	2	2
Weeks Ranked in AP Top 25	39	63
Top 15 WBNA Draft Picks	2	1
McDonald's AAs Signed	8	1
WBNA AAs	1	1



2023-24 Arkansas Women's Basketball Combined Team Statistics All games

Page 1/1
as of Mar 08, 2024

Game Records

Record	Overall	Home	Away	Neutral
ALL GAMES	18-14	11-6	4-6	3-2
CONFERENCE	6-10	4-4	2-6	0-0
NON-CONFERENCE	12-4	7-2	2-0	3-2

Score by Periods

Team	1st	2nd	3rd	4th	OT	TOT
Arkansas	507	542	636	545	0	2230
Opponents	525	511	564	591	0	2191

Team Box Score

No.	Player	Total			3-Point		F-Throw		Rebounds					Other								
		GP-GS	MIN	AVG	FG-FGA	FG%	3FG-3FGA	3FG%	FT-FTA	FT%	OFF	DEF	TOT	AVG	PF	DQ	A	TO	BLK	STL	PTS	AVG
0	SCOTT, Taliah	20-19	728:40	36.4	151-371	.407	52-176	.295	88-105	.838	8	57	65	3.3	39	0	29	68	2	12	442	22.1
2	SPENCER, Samara	32-32	1108:18	34.6	142-420	.338	38-147	.259	124-167	.743	20	126	146	4.6	55	2	111	92	6	42	446	13.9
43	DANIELS, Makayla	32-32	1090:11	34.1	124-307	.404	56-160	.350	78-117	.667	40	100	140	4.4	82	0	84	55	8	53	382	11.9
4	POFFENBARGER, Saylor	30-30	947:57	31.6	108-304	.355	54-164	.329	35-52	.673	54	283	337	11.2	63	2	47	54	34	41	305	10.2
30	DAUDA, Maryam	32-32	914:03	28.6	112-250	.448	28-90	.311	59-77	.766	75	125	200	6.3	94	1	40	64	73	23	311	9.7
23	KEATS, Carly	28-9	612:32	21.9	62-193	.321	31-117	.265	18-23	.783	5	31	36	1.3	21	0	17	20	4	9	173	6.2
20	JOHNSON, Karley	18-5	313:30	17.4	16-48	.333	6-26	.231	17-30	.567	12	20	32	1.8	28	0	5	7	1	7	55	3.1
13	GOFORTH, Sasha	7-0	112:36	16.1	7-30	.233	0-10	.000	7-16	.438	8	11	19	2.7	6	0	2	6	13	6	21	3.0
34	LAWRENCE, Jenna	23-1	247:22	10.8	21-46	.457	13-35	.371	5-8	.625	13	40	53	2.3	21	0	4	8	9	6	60	2.6
55	ELLIS, Emrie	23-0	223:60	9.7	8-26	.308	4-12	.333	4-5	.800	9	22	31	1.3	30	0	5	7	16	1	24	1.0
10	SÁNCHEZ CERQUEIRA, Cristina	19-0	88:34	4.7	5-22	.227	0-4	.000	1-2	.500	6	13	19	1.0	15	0	2	6	3	0	11	0.6
21	LINDSEY, Loren	1-0	03:36	3.6	0-0	.000	0-0	.000	0-0	.000	0	0	0	0.0	0	0	0	1	0	0	0	0.0
8	FRANKLIN, Bea	3-0	08:42	2.9	0-1	.000	0-0	.000	0-0	.000	1	0	1	0.3	1	0	0	1	0	0	0	0.0
Team											62	67	129								17	
Total		32	6400		756-2018	.375	282-941	.300	436-602	.724	313	895	1208	37.8	455	5	347	405	169	200	2230	69.7
Opponents		32	6400		830-2083	.398	199-625	.318	332-461	.720	394	1001	1395	43.6	580	9	442	472	103	204	2191	68.5

Team Statistics

	ARK	OPP
Scoring	2230	2191
Points per game	69.7	68.5
Scoring margin	+1.2	-
Field goals-att	756-2018	830-2083
Field goal pct	.375	.398
3 point fg-att	282-941	199-625
3-point FG pct	.300	.318
3-pt FG made per game	8.8	6.2
Free throws-att	436-602	332-461
Free throw pct	.724	.720
F-Throws made per game	13.6	10.4
Rebounds	1208	1395
Rebounds per game	37.8	43.6
Rebounding margin	-5.8	-
Assists	347	442
Assists per game	10.8	13.8
Turnovers	405	472
Turnovers per game	12.7	14.8
Turnover margin	+2.1	-
Assist/turnover ratio	0.9	0.9
Steals	200	204
Steals per game	6.3	6.4
Blocks	169	103
Blocks per game	5.3	3.2
Winning streak	0	-
Home win streak	0	-
Attendance	67783	45363
Home games-Avg/Game	17-3987	10-4536
Neutral site-Avg/Game	-	5-329

Team Results

Date	Opponent	Score	Att.
11/07/2023	ULM	W 81-76	2630
11/10/2023	Murray St.	W 82-79	11026
11/14/2023	Little Rock	W 77-36	2608
11/17/2023	at Arkansas St.	W 82-67	3208
11/20/2023	Central Ark.	W 81-67	4194
11/24/2023	vs Wisconsin	W 65-62	654
11/25/2023	vs Marquette	L 58-74	227
11/30/2023	at Florida St.	W 71-58	2216
12/03/2023	UCLA	L 66-81	4261
12/07/2023	Louisiana Tech	W 100-60	2599
12/10/2023	Ark.-Pine Bluff	L 70-74	3330
12/16/2023	Samford	W 68-54	2513
12/20/2023	vs Illinois	W 60-59	313
12/21/2023	vs UIC	W 66-58	452
12/31/2023	UIW	W 67-48	3420
01/04/2024	at Kentucky	L 63-73	2998
01/07/2024	Georgia	W 83-43	3993
01/11/2024	Mississippi St.	L 63-66	2627
01/14/2024	at Alabama	W 77-59	2467
01/21/2024	at LSU	L 68-99	12873
01/25/2024	Kentucky	W 88-61	3719
01/28/2024	at Missouri	W 67-58	4968
02/01/2024	Alabama	L 70-86	2756
02/04/2024	Auburn	W 74-72	4450
02/08/2024	at Florida	L 81-85	1407
02/12/2024	at Tennessee	L 55-81	8161
02/18/2024	Missouri	W 75-68	5927
02/22/2024	at Texas A&M	L 67-73	3712
02/25/2024	Vanderbilt	L 53-62	3839
02/29/2024	South Carolina	L 61-98	3891
03/03/2024	at Ole Miss	L 43-87	3353
03/07/2024	vs Auburn	L 48-67	0



2023-24 Arkansas Women's Basketball Combined Team Statistics In Conference games

Page 1/1
as of Mar 03, 2024

Game Records

Record	Overall	Home	Away	Neutral
ALL GAMES	6-10	4-4	2-6	0-0
CONFERENCE	6-10	4-4	2-6	0-0
NON-CONFERENCE	0-0	0-0	0-0	0-0

Score by Periods

Team	1st	2nd	3rd	4th	OT	TOT
Arkansas	253	249	327	259	0	1088
Opponents	299	255	305	312	0	1171

Team Box Score

No.	Player	Total					3-Point		F-Throw		Rebounds					Other						
		GP-GS	MIN	AVG	FG-FGA	FG%	3FG-3FGA	3FG%	FT-FTA	FT%	OFF	DEF	TOT	AVG	PF	DQ	A	TO	BLK	STL	PTS	AVG
0	SCOTT, Taliah	5-4	187:30	37.5	35-99	.354	13-52	.250	14-15	.933	1	11	12	2.4	13	0	6	13	1	7	97	19.4
2	SPENCER, Samara	16-16	597:43	37.4	80-250	.320	17-79	.215	77-101	.762	14	68	82	5.1	34	1	64	53	3	23	254	15.9
43	DANIELS, Makayla	16-16	568:29	35.5	67-174	.385	31-89	.348	48-64	.750	21	48	69	4.3	39	0	41	23	6	22	213	13.3
30	DAUDA, Maryam	16-16	483:38	30.2	67-153	.438	17-59	.288	30-39	.769	44	57	101	6.3	49	1	26	40	44	16	181	11.3
4	POFFENBARGER, Saylor	15-15	479:53	32.0	53-149	.356	29-88	.330	12-17	.706	19	127	146	9.7	42	2	21	32	12	14	147	9.8
23	KEATS, Carly	12-8	354:26	29.5	40-111	.360	16-60	.267	10-13	.769	3	14	17	1.4	13	0	8	10	1	6	106	8.8
20	JOHNSON, Karley	13-5	260:48	20.1	15-39	.385	6-24	.250	15-22	.682	9	14	23	1.8	25	0	4	5	1	4	51	3.9
34	LAWRENCE, Jenna	12-0	121:03	10.1	9-22	.409	7-19	.368	1-2	.500	7	25	32	2.7	9	0	2	4	3	2	26	2.2
55	ELLIS, Emrie	14-0	118:37	8.5	3-14	.214	1-7	.143	2-2	1.000	7	8	15	1.1	17	0	2	4	9	1	9	0.6
10	SÁNCHEZ CERQUEIRA, Cristina	7-0	25:30	3.6	2-8	.250	0-3	.000	0-0	.000	1	3	4	0.6	4	0	0	2	2	0	4	0.6
8	FRANKLIN, Bea	1-0	02:23	2.4	0-0	.000	0-0	.000	0-0	.000	0	0	0	0.0	0	0	0	1	0	0	0	0.0
Team											29	42	71				6					
Total		16	3200		371-1019	.364	137-480	.285	209-275	.760	155	417	572	35.8	245	4	174	193	82	95	1088	68.0
Opponents		16	3200		440-1041	.423	103-295	.349	188-264	.712	210	515	725	45.3	286	5	240	232	52	92	1171	73.2

Team Statistics

	ARK	OPP
Scoring	1088	1171
Points per game	68.0	73.2
Scoring margin	-5.2	-
Field goals-att	371-1019	440-1041
Field goal pct	.364	.423
3 point fg-att	137-480	103-295
3-point FG pct	.285	.349
3-pt FG made per game	8.6	6.4
Free throws-att	209-275	188-264
Free throw pct	.760	.712
F-Throws made per game	13.1	11.8
Rebounds	572	725
Rebounds per game	35.8	45.3
Rebounding margin	-9.6	-
Assists	174	240
Assists per game	10.9	15.0
Turnovers	193	232
Turnovers per game	12.1	14.5
Turnover margin	+2.4	-
Assist/turnover ratio	0.9	1.0
Steals	95	92
Steals per game	5.9	5.8
Blocks	82	52
Blocks per game	5.1	3.3
Winning streak	0	-
Home win streak	0	-
Attendance	31202	39939
Home games-Avg/Game	8-3900	8-4992
Neutral site-Avg/Game	-	0-0

Team Results

Date	Opponent	Score	Att.
01/04/2024	at Kentucky	L 63-73	2998
01/07/2024	Georgia	W 83-43	3993
01/11/2024	Mississippi St.	L 63-66	2627
01/14/2024	at Alabama	W 77-59	2467
01/21/2024	at LSU	L 68-99	12873
01/25/2024	Kentucky	W 88-61	3719
01/28/2024	at Missouri	W 67-58	4968
02/01/2024	Alabama	L 70-86	2756
02/04/2024	Auburn	W 74-72	4450
02/08/2024	at Florida	L 81-85	1407
02/12/2024	at Tennessee	L 55-81	8161
02/18/2024	Missouri	W 75-68	5927
02/22/2024	at Texas A&M	L 67-73	3712
02/25/2024	Vanderbilt	L 53-62	3839
02/29/2024	South Carolina	L 61-98	3891
03/03/2024	at Ole Miss	L 43-87	3353



2023-24 Arkansas Women's Basketball Team High/Low Analysis All games

Page 1/4
as of Mar 15, 2024

Arkansas - Game Highs

POINTS	100	Louisiana Tech (12/07/2023)
	88	Kentucky (01/25/2024)
	83	Georgia (01/07/2024)
	82	at Arkansas St. (11/17/2023)
	82	Murray St. (11/10/2023)
FIELD GOALS MADE	36	Louisiana Tech (12/07/2023)
	32	Kentucky (01/25/2024)
FIELD GOAL ATTEMPTS	79	at Florida St. (11/30/2023)
	72	at LSU (01/21/2024)
	72	at Alabama (01/14/2024)
FIELD GOAL PERCENTAGE	.554 (36-65)	Louisiana Tech (12/07/2023)
	.476 (30-63)	at Arkansas St. (11/17/2023)
3 PT FG MADE	14	Georgia (01/07/2024)
	14	Louisiana Tech (12/07/2023)
3 PT FG ATTEMPTS	47	at LSU (01/21/2024)
	41	South Carolina (02/29/2024)
	41	at Florida St. (11/30/2023)
	41	vs Wisconsin (N) (11/24/2023)
3 PT FG PERCENTAGE	.500 (14-28)	Louisiana Tech (12/07/2023)
	.462 (12-26)	at Missouri (01/28/2024)
FREE THROWS MADE	28	ULM (11/07/2023)
	20	at Florida (02/08/2024)
	20	Samford (12/16/2023)
	20	Central Ark. (11/20/2023)
FREE THROW ATTEMPTS	44	ULM (11/07/2023)
	29	Samford (12/16/2023)
FREE THROW PERCENTAGE	1.000 (20-20)	at Florida (02/08/2024)
	1.000 (12-12)	at Arkansas St. (11/17/2023)
REBOUNDS	57	ULM (11/07/2023)
	52	at Alabama (01/14/2024)
ASSISTS	19	Louisiana Tech (12/07/2023)
	18	Kentucky (01/25/2024)
STEALS	13	Louisiana Tech (12/07/2023)
	12	Georgia (01/07/2024)
BLOCKED SHOTS	11	at Alabama (01/14/2024)
	9	at Florida St. (11/30/2023)
TURNOVERS	18	at Kentucky (01/04/2024)
	18	Murray St. (11/10/2023)
FOULS	20	at Kentucky (01/04/2024)
	19	at Tennessee (02/12/2024)



2023-24 Arkansas Women's Basketball Team High/Low Analysis All games

Page 3/4
as of Mar 15, 2024

Arkansas - Game Lows

POINTS	43	at Ole Miss (03/03/2024)
	48	vs Auburn (N) (03/07/2024)
	53	Vanderbilt (02/25/2024)
	55	at Tennessee (02/12/2024)
	58	vs Marquette (N) (11/25/2023)
FIELD GOALS MADE	16	at Ole Miss (03/03/2024)
	17	vs Auburn (N) (03/07/2024)
	17	Vanderbilt (02/25/2024)
FIELD GOAL ATTEMPTS	49	at Missouri (01/28/2024)
	53	vs Auburn (N) (03/07/2024)
FIELD GOAL PERCENTAGE	.254 (16-63)	at Ole Miss (03/03/2024)
	.278 (20-72)	at LSU (01/21/2024)
3 PT FG MADE	3	at Ole Miss (03/03/2024)
	4	at Kentucky (01/04/2024)
	4	vs Illinois (N) (12/20/2023)
3 PT FG ATTEMPTS	19	at Ole Miss (03/03/2024)
	20	vs Auburn (N) (03/07/2024)
	20	Missouri (02/18/2024)
3 PT FG PERCENTAGE	.148 (4-27)	at Kentucky (01/04/2024)
	.158 (3-19)	at Ole Miss (03/03/2024)
FREE THROWS MADE	3	at Tennessee (02/12/2024)
	8	vs Auburn (N) (03/07/2024)
	8	at Ole Miss (03/03/2024)
	8	vs Illinois (N) (12/20/2023)
	8	at Florida St. (11/30/2023)
FREE THROW ATTEMPTS	5	at Tennessee (02/12/2024)
	11	at Ole Miss (03/03/2024)
	11	at Florida St. (11/30/2023)
FREE THROW PERCENTAGE	.471 (8-17)	vs Auburn (N) (03/07/2024)
	.500 (8-16)	vs Illinois (N) (12/20/2023)
REBOUNDS	21	South Carolina (02/29/2024)
	26	UCLA (12/03/2023)
ASSISTS	5	Vanderbilt (02/25/2024)
	5	ULM (11/07/2023)
STEALS	2	Auburn (02/04/2024)
	3	vs Auburn (N) (03/07/2024)
	3	vs Marquette (N) (11/25/2023)
BLOCKED SHOTS	1	Vanderbilt (02/25/2024)
	1	at Florida (02/08/2024)
TURNOVERS	6	at Texas A&M (02/22/2024)
	7	at LSU (01/21/2024)
FOULS	7	Little Rock (11/14/2023)
	10	Mississippi St. (01/11/2024)



2023-24 Arkansas Women's Basketball Category Leaders All games

Page 1/3
as of Mar 15, 2024

Points

##	Player	G	Pts	Pts/G
2	Spencer, Samara	32	446	13.9
0	Scott, Taliah	20	442	22.1
43	Daniels, Makayla	32	382	11.9
30	Dauda, Maryam	32	311	9.7
4	Poffenbarger, Saylor	30	305	10.2
23	Keats, Carly	28	173	6.2
34	Lawrence, Jenna	23	60	2.6
20	Johnson, Karley	18	55	3.1
55	Ellis, Emrie	23	24	1.0
13	Goforth, Sasha	7	21	3.0
10	Sánchez Cerqueira, Cristina	19	11	0.6

Scoring Average

##	Player	G	Pts	Pts/G
0	Scott, Taliah	20	442	22.1
2	Spencer, Samara	32	446	13.9
43	Daniels, Makayla	32	382	11.9
4	Poffenbarger, Saylor	30	305	10.2
30	Dauda, Maryam	32	311	9.7
23	Keats, Carly	28	173	6.2
20	Johnson, Karley	18	55	3.1
13	Goforth, Sasha	7	21	3.0
34	Lawrence, Jenna	23	60	2.6
55	Ellis, Emrie	23	24	1.0
10	Sánchez Cerqueira, Cristina	19	11	0.6

Field Goal Percentage

##	Player	FG	Att	Pct
34	Lawrence, Jenna	21	46	.457
30	Dauda, Maryam	112	250	.448
0	Scott, Taliah	151	371	.407
43	Daniels, Makayla	124	307	.404
4	Poffenbarger, Saylor	108	304	.355
2	Spencer, Samara	142	420	.338
20	Johnson, Karley	16	48	.333
23	Keats, Carly	62	193	.321
55	Ellis, Emrie	8	26	.308
13	Goforth, Sasha	7	30	.233
10	Sánchez Cerqueira, Cristina	5	22	.227

Field Goal Attempts

##	Player	G	Att	Att/G
2	Spencer, Samara	32	420	13.1
0	Scott, Taliah	20	371	18.6
43	Daniels, Makayla	32	307	9.6
4	Poffenbarger, Saylor	30	304	10.1
30	Dauda, Maryam	32	250	7.8

Field Goals Made

##	Player	G	Made	Made/G
0	Scott, Taliah	20	151	7.6
2	Spencer, Samara	32	142	4.4
43	Daniels, Makayla	32	124	3.9
30	Dauda, Maryam	32	112	3.5
4	Poffenbarger, Saylor	30	108	3.6

3-Point FG Percentage

##	Player	3FG	Att	Pct
34	Lawrence, Jenna	13	35	.371
43	Daniels, Makayla	56	160	.350
55	Ellis, Emrie	4	12	.333
4	Poffenbarger, Saylor	54	164	.329
30	Dauda, Maryam	28	90	.311
0	Scott, Taliah	52	176	.295
23	Keats, Carly	31	117	.265
2	Spencer, Samara	38	147	.259
20	Johnson, Karley	6	26	.231

3-Point FG Attempts

##	Player	G	Att	Att/G
0	Scott, Taliah	20	176	8.8
4	Poffenbarger, Saylor	30	164	5.5
43	Daniels, Makayla	32	160	5.0
2	Spencer, Samara	32	147	4.6
23	Keats, Carly	28	117	4.2

3-Point FG Made

##	Player	G	Made	Made/G
43	Daniels, Makayla	32	56	1.8
4	Poffenbarger, Saylor	30	54	1.8
0	Scott, Taliah	20	52	2.6
2	Spencer, Samara	32	38	1.2
23	Keats, Carly	28	31	1.1



2023-24 Arkansas Women's Basketball Category Leaders All games

Page 2/3
as of Mar 15, 2024

Free Throw Percentage

##	Player	Made	Att	Pct
0	Scott, Taliah	88	105	.838
55	Ellis, Emrie	4	5	.800
23	Keats, Carly	18	23	.783
30	Dauda, Maryam	59	77	.766
2	Spencer, Samara	124	167	.743
4	Poffenbarger, Saylor	35	52	.673
43	Daniels, Makayla	78	117	.667
34	Lawrence, Jenna	5	8	.625
20	Johnson, Karley	17	30	.567
10	Sánchez Cerqueira, Cristina	1	2	.500
13	Goforth, Sasha	7	16	.438

Free Throw Attempts

##	Player	G	Att	Att/G
2	Spencer, Samara	32	167	5.2
43	Daniels, Makayla	32	117	3.7
0	Scott, Taliah	20	105	5.3
30	Dauda, Maryam	32	77	2.4
4	Poffenbarger, Saylor	30	52	1.7

Free Throws Made

##	Player	G	Made	Made/G
2	Spencer, Samara	32	124	3.9
0	Scott, Taliah	20	88	4.4
43	Daniels, Makayla	32	78	2.4
30	Dauda, Maryam	32	59	1.8
4	Poffenbarger, Saylor	30	35	1.2

Rebounds

##	Player	G	Reb	Reb/G
4	Poffenbarger, Saylor	30	337	11.2
30	Dauda, Maryam	32	200	6.3
2	Spencer, Samara	32	146	4.6
43	Daniels, Makayla	32	140	4.4
0	Scott, Taliah	20	65	3.3

Assists

##	Player	G	Ast	Ast/G
2	Spencer, Samara	32	111	3.5
43	Daniels, Makayla	32	84	2.6
4	Poffenbarger, Saylor	30	47	1.6
30	Dauda, Maryam	32	40	1.3
0	Scott, Taliah	20	29	1.5

Rebounds Average

##	Player	G	Reb	Reb/G
4	Poffenbarger, Saylor	30	337	11.2
30	Dauda, Maryam	32	200	6.3
2	Spencer, Samara	32	146	4.6
43	Daniels, Makayla	32	140	4.4
0	Scott, Taliah	20	65	3.3

Steals

##	Player	G	Stl	Stl/G
43	Daniels, Makayla	32	53	1.7
2	Spencer, Samara	32	42	1.3
4	Poffenbarger, Saylor	30	41	1.4
30	Dauda, Maryam	32	23	0.7
0	Scott, Taliah	20	12	0.6

Offensive Rebounds

##	Player	G	OReb	OReb/G
30	Dauda, Maryam	32	75	2.3
4	Poffenbarger, Saylor	30	54	1.8
43	Daniels, Makayla	32	40	1.3
2	Spencer, Samara	32	20	0.6
34	Lawrence, Jenna	23	13	0.6

Blocked Shots

##	Player	G	Blk	Blk/G
30	Dauda, Maryam	32	73	2.3
4	Poffenbarger, Saylor	30	34	1.1
55	Ellis, Emrie	23	16	0.7
13	Goforth, Sasha	7	13	1.9
34	Lawrence, Jenna	23	9	0.4

Defensive Rebounds

##	Player	G	DReb	DReb/G
4	Poffenbarger, Saylor	30	283	9.4
2	Spencer, Samara	32	126	3.9
30	Dauda, Maryam	32	125	3.9
43	Daniels, Makayla	32	100	3.1
0	Scott, Taliah	20	57	2.9

Minutes

##	Player	G	Min	Min/G
2	Spencer, Samara	32	1108	34:38
43	Daniels, Makayla	32	1090	34:04
4	Poffenbarger, Saylor	30	948	31:36
30	Dauda, Maryam	32	914	28:34
0	Scott, Taliah	20	729	36:26

Fouls

##	Player	G	PF	PF/G
30	Dauda, Maryam	32	94	2.9
43	Daniels, Makayla	32	82	2.6
4	Poffenbarger, Saylor	30	63	2.1
2	Spencer, Samara	32	55	1.7
0	Scott, Taliah	20	39	2.0

Turnovers

##	Player	G	TO	TO/G
2	Spencer, Samara	32	92	2.9
0	Scott, Taliah	20	68	3.4
30	Dauda, Maryam	32	64	2.0
43	Daniels, Makayla	32	55	1.7
4	Poffenbarger, Saylor	30	54	1.8

Foul Outs

##	Player	G	FO
2	Spencer, Samara	32	2
4	Poffenbarger, Saylor	30	2
30	Dauda, Maryam	32	1



2023-24 Arkansas Women's Basketball Points-rebounds-assists All games

Table with columns for Opponent, Date, Score, and various statistical categories (0-34) for 43 players (DANIELS, MA, ELLIS, EMRI) and 55 players.

2023-24 SPECIALTY STATS (ARKANSAS/OPPONENT)

Main table with columns for Opponent, Result, Pts Off, Pts in, 2nd, Fast, Lead, Best Ark, Opp Best, Ark, Opp. Rows include opponents like ULM, Murray State, Little Rock, etc.



2023-24 Arkansas Women's Basketball Player Highs Analysis All games

Page 1/4
as of Mar 15, 2024

Arkansas - Individual Game Highs

POINTS	34		Taliah Scott at Arkansas St. (11/17/2023)
	33		Taliah Scott vs Auburn (02/04/2024)
	31		Samara Spencer at Alabama (01/14/2024)
	31		Taliah Scott vs Ark.-Pine Bluff (12/10/2023)
	29		Taliah Scott vs Louisiana Tech (12/07/2023)
	29		Taliah Scott vs ULM (11/07/2023)
FIELD GOALS MADE	12		Taliah Scott vs Louisiana Tech (12/07/2023)
	12		Taliah Scott at Arkansas St. (11/17/2023)
FIELD GOAL ATTEMPTS	29		Samara Spencer at Alabama (01/14/2024)
	27		Taliah Scott at Tennessee (02/12/2024)
FIELD GOAL PERCENTAGE (min 5 made)	.857	(6-7)	Saylor Poffenbarger vs UIC (N) (12/21/2023)
	.750	(12-16)	Taliah Scott vs Louisiana Tech (12/07/2023)
3 PT FG MADE	8		Saylor Poffenbarger at Missouri (01/28/2024)
	6		Taliah Scott vs Auburn (02/04/2024)
	6		Taliah Scott vs UIC (N) (12/21/2023)
	6		Taliah Scott vs Ark.-Pine Bluff (12/10/2023)
3 PT FG ATTEMPTS	14		Taliah Scott at Tennessee (02/12/2024)
	14		Taliah Scott vs Ark.-Pine Bluff (12/10/2023)
3 PT FG PERCENTAGE (min 2 made)	1.000	(2-2)	Emrie Ellis at Arkansas St. (11/17/2023)
	.833	(5-6)	Makayla Daniels at Florida (02/08/2024)
FREE THROWS MADE	10		Samara Spencer vs ULM (11/07/2023)
	9		Samara Spencer at Kentucky (01/04/2024)
	9		Taliah Scott at Arkansas St. (11/17/2023)
	9		Taliah Scott vs ULM (11/07/2023)
FREE THROW ATTEMPTS	14		Samara Spencer at Kentucky (01/04/2024)
	13		Taliah Scott vs ULM (11/07/2023)
FREE THROW PERCENTAGE (min 3 made)	1.000	(9-9)	Taliah Scott at Arkansas St. (11/17/2023)
	1.000	(7-7)	Samara Spencer at Florida (02/08/2024)
	1.000	(7-7)	Taliah Scott vs Murray St. (11/10/2023)
	1.000	(6-6)	Taliah Scott at Florida (02/08/2024)
	1.000	(6-6)	Maryam Dauda vs Samford (12/16/2023)
	1.000	(5-5)	Makayla Daniels at Florida (02/08/2024)
	1.000	(5-5)	Taliah Scott vs Auburn (02/04/2024)
	1.000	(5-5)	Makayla Daniels at LSU (01/21/2024)
	1.000	(5-5)	Maryam Dauda vs Mississippi St. (01/11/2024)
	1.000	(5-5)	Samara Spencer vs Georgia (01/07/2024)
	1.000	(5-5)	Maryam Dauda vs UIW (12/31/2023)
	1.000	(4-4)	Makayla Daniels at Missouri (01/28/2024)
	1.000	(4-4)	Samara Spencer vs Kentucky (01/25/2024)
	1.000	(4-4)	Maryam Dauda vs Georgia (01/07/2024)
	1.000	(4-4)	Saylor Poffenbarger vs UIW (12/31/2023)
	1.000	(4-4)	Taliah Scott vs UIW (12/31/2023)
	1.000	(4-4)	Taliah Scott at Florida St. (11/30/2023)
	1.000	(4-4)	Samara Spencer vs Central Ark. (11/20/2023)
	1.000	(4-4)	Saylor Poffenbarger vs Little Rock (11/14/2023)
1.000	(3-3)	Carly Keats vs Vanderbilt (02/25/2024)	
REBOUNDS	23		Saylor Poffenbarger at Florida St. (11/30/2023)
	21		Saylor Poffenbarger vs ULM (11/07/2023)
ASSISTS	7		Makayla Daniels vs Kentucky (01/25/2024)
	7		Samara Spencer at LSU (01/21/2024)
	7		Makayla Daniels vs Louisiana Tech (12/07/2023)
	7		Samara Spencer vs Murray St. (11/10/2023)
STEALS	5		Makayla Daniels vs Georgia (01/07/2024)
	5		Saylor Poffenbarger vs UIC (N) (12/21/2023)
	5		Saylor Poffenbarger vs Louisiana Tech (12/07/2023)
BLOCKED SHOTS	10		Maryam Dauda at Alabama (01/14/2024)
	5		Saylor Poffenbarger vs Ark.-Pine Bluff (12/10/2023)
TURNOVERS	9		Taliah Scott at Arkansas St. (11/17/2023)
	7		Samara Spencer at Alabama (01/14/2024)
	7		Taliah Scott vs UIW (12/31/2023)
	7		Taliah Scott vs Ark.-Pine Bluff (12/10/2023)
FOULS	5		Saylor Poffenbarger vs South Carolina (02/29/2024)
	5		Saylor Poffenbarger at Texas A&M (02/22/2024)
	5		Samara Spencer vs Kentucky (01/25/2024)
	5		Maryam Dauda at Kentucky (01/04/2024)
	5		Samara Spencer vs Ark.-Pine Bluff (12/10/2023)



8 Bea Franklin | Gr. | 5-10 | G | Seattle, Wash. (Seattle Prep)

FRANKLIN BENCHMARK STATS

SEASON HIGHS

Points	N/A
FG Made	N/A
FG Att.	1 vs. LA Tech 12-7-23
3FG Made	N/A
3FG Att.	N/A
FT Made	N/A
FT Att.	N/A
Off. Reb.	1 vs. LA Tech 12-7-23
Def. Reb.	N/A
Rebounds	1 vs. LA Tech 12-7-23
Assists	N/A
Blocks	N/A
Steals	N/A
Minutes	5 vs. LA Tech 12-7-23

CAREER HIGHS

Points	N/A
FG Made	N/A
FG Att.	1 vs. LA Tech 12-7-23
3FG Made	N/A
3FG Att.	N/A
FT Made	N/A
FT Att.	N/A
Off. Reb.	1 vs. LA Tech 12-7-23
Def. Reb.	N/A
Rebounds	1 vs. LA Tech 12-7-23
Assists	N/A
Blocks	N/A
Steals	N/A
Minutes	5 vs. LA Tech 12-7-23

SEC HIGHS

Points	N/A
FG Made	N/A
FG Att.	N/A
3FG Made	N/A
3FG Att.	N/A
FT Made	N/A
FT Att.	N/A
Off. Reb.	N/A
Def. Reb.	N/A
Rebounds	N/A
Assists	N/A
Blocks	N/A
Steals	N/A
Minutes	2 vs. Georgia 1-7-24

NOTABLES

Stat	23-24	Career
Double Figure Pts	-	-
Double Figure Rebs	-	-
Double-Doubles	-	-
5+ Assists	-	-
3+ Blocks	-	-
3+ Steals	-	-
Led Team in Pts	-	-
Led Team in Reb	-	-
20+ Points	-	-
30+ Points	-	-

* Most Recent

GAME NOTES

- Signed with Chicago Red Stars after being drafted in the third round, No. 41 overall, in the NWSL Draft
- Made SEC debut on the basketball court, logging nearly 2.5 minutes vs. Georgia
- Logged first collegiate basketball appearance vs. LA Tech, pulling down an offensive board in five minutes
- Three-sport athlete in high school with soccer, basketball and tennis
- Led Seattle Prep to a 20-9 record, 12-4 in 3A Metro Girls Basketball standings in 2016-17
- During the 2016-17 season, averaged 9.9 points, 4.6 rebounds, 4.1 assists & 1.5 steals per game
- On the soccer pitch, tabbed 2023 SEC Midfielder of the Year and SEC Scholar-Athlete of the Year
- Named All-American in her graduate season, leading Hogs in goals (9), assists (9) and points
- Two-time All-SEC Team recipient and All-Tournament Team honoree for Arkansas soccer
- Served as Student-Athlete Advisory Committee President in 2022-23

DUAL SPORT WBB STUDENT-ATHLETES IN NCAA

- Anaya Brown – track & field and basketball at UT Martin
- Nadiyah Byard – track & field (high jump) and basketball at App State
- Maggie Pina – field hockey and basketball at BU, now at Northwestern
- Tori Tollefson – softball and basketball at South Dakota State

#8 FRANKLIN, Bea

Opponent	Date	GS	MIN	Total		3-Pointers		Free throws		Rebounds				Other						
				FG-FGA	PCT	3FG-3FGA	PCT	FT-FTA	PCT	OFF	DEF	TOT	AVG	PF	A	TO	BLK	STL	PTS	AVG
Louisiana Tech	12/07/2023		05:13	0-1	.000	0-0	.000	0-0	.000	1	0	1	1.0	0	0	0	0	0	0	0.0
UIW	12/31/2023		01:06	0-0	.000	0-0	.000	0-0	.000	0	0	0	0.5	1	0	0	0	0	0	0.0
Georgia	01/07/2024		02:23	0-0	.000	0-0	.000	0-0	.000	0	0	0	0.3	0	0	1	0	0	0	0.0
Totals			0 08:42	0-1	.000	0-0	.000	0-0	.000	1	0	1	0.3	1	0	1	0	0	0	0.0

Player Averages

Games Played	Minutes/game	Points/game	FG Pct	3FG Pct	FT Pct	Rebounds/game	Assists/game	Turnovers/game	Assist/Turnover ratio	Steals/game	Blocks/game
3	2.9	0.0	0.0	0.0	0.0	0.3	0.0	0.3	0.0	0.0	0.0

CAREER STATISTICS

SEASON	TEAM	GP-GS	MIN/AVG	Field Goals		3-Point		F-Throws		Rebounds				Scoring						
				FG-FGA	FG%	3FG-3FGA	3FG%	FT-FTA	FT%	OFF	DEF	TOT	AVG	PF-FO	A	TO	BLK	STL	PTS	AVG
2023-24	Ark	3-0	9/2.9	0-1	.000	0-0	.000	0-0	.000	1	0	1	0.3	1-0	0	1	0	0	0	0.0
TOTAL		3-0	9/2.9	0-1	.000	0-0	.000	0-0	.000	1	0	1	0.3	1-0	0	1	0	0	0	0.0



10 Cristina Sanchez Cerqueira | Fr. | 6-1 | F | Granada, Spain (Segle XXI)

SANCHEZ BENCHMARK STATS

Points	2	at Ole Miss	3-3-24*
FG Made	1	at Ole Miss	3-3-24*
FG Att.	3	vs. Marquette	11-25-23
3FG Made	N/A		
3FG Att.	1	vs. 1/1 SC	2-29-24*
FT Made	1	at Tennessee	2-12-24
FT Att.	2	vs. Little Rock	11-14-23
Off. Reb.	2	vs. Little Rock	11-14-23
Def. Reb.	2	vs. UIW	12-31-23*
Rebounds	3	vs. UIW	12-31-23
Assists	1	vs. Murray State	11-10-23
Blocks	1	at Tennessee	2-12-24*
Steals	N/A		
Minutes	11	vs. LA Tech	12-7-23

SEASON HIGHS

Points	2	at Ole Miss	3-3-24*
FG Made	1	at Ole Miss	3-3-24*
FG Att.	3	vs. Marquette	11-25-23
3FG Made	N/A		
3FG Att.	1	vs. 1/1 SC	2-29-24*
FT Made	1	at Tennessee	2-12-24
FT Att.	2	vs. Little Rock	11-14-23
Off. Reb.	2	vs. Little Rock	11-14-23
Def. Reb.	2	vs. UIW	12-31-23*
Rebounds	3	vs. UIW	12-31-23
Assists	1	vs. Murray State	11-10-23
Blocks	1	at Tennessee	2-12-24*
Steals	N/A		
Minutes	11	vs. LA Tech	12-7-23

CAREER HIGHS

Points	2	at Ole Miss	3-3-24*
FG Made	1	at Ole Miss	3-3-24*
FG Att.	2	at Ole Miss	3-3-24
3FG Made	N/A		
3FG Att.	1	vs. 1/1 SC	2-29-24*
FT Made	N/A		
FT Att.	N/A		
Off. Reb.	1	at Ole Miss	3-3-24
Def. Reb.	1	vs. Kentucky	1-25-24*
Rebounds	1	at Ole Miss	3-3-24*
Assists	N/A		
Blocks	1	at Tennessee	2-12-24*
Steals	N/A		
Minutes	5	at 1/1 SC	2-29-24

SEC HIGHS

Stat	23-24	Career
Double Figure Pts	-	-
Double Figure Rebs	-	-
Double-Doubles	-	-
5+ Assists	-	-
3+ Blocks	-	-
3+ Steals	-	-
Led Team in Pts	-	-
Led Team in Reb	-	-
20+ Points	-	-
30+ Points	-	-

NOTABLES

* Most Recent

GAME NOTES

- Played nearly two minutes off the bench vs. Auburn at the SEC Tournament
- Has scored in six of 18 game appearances and played in seven SEC contests
- A member of the Spanish National Team
- Played at FIBA U18 3x3 World Cup in Hungary and the European Youth Olympic Festival 3x3 in Slovenia
- With Segle XXI, played in 26 games during the 2022-23 season, averaging 6.4 points, 5.4 rebounds and 1.3 steals per game
- Efficient rebounder with Segle XXI, logging 15 games with 5+ rebounds in Spain
- Earned gold and silver medals at the Andalucian Cup U14
- Chosen to the Andalucias Team three times and won a silver and bronze medal at the nationals cup

FASTBREAK WITH CRISTINA SANCHEZ CERQUEIRA

- Daughter of Peque and Felix and has a little brother
- Her parents both played basketball and inspire her the most
- Majoring in kinesiology
- She was 13 when she first started playing basketball and was a gymnast before that until she was getting too tall
- Loves going to Jenna Lawrences' family's house for dinner
- Favorite professional team is FCB (Barcelona) and favorite professional athlete is Rafa Nadal

#10 SANCHEZ CERQUEIRA, Cristina

Opponent	Date	GS	MIN	Total		3-Pointers		Free throws		Rebounds				PF	A	TO	BLK	STL	PTS	AVG
				FG-FGA	PCT	3FG-3FGA	PCT	FT-FTA	PCT	OFF	DEF	TOT	AVG							
ULM	11/07/2023		02:09	0-2	.000	0-0	.000	0-0	.000	1	1	2	2.0	0	0	0	0	0	0.0	
Murray St.	11/10/2023		04:58	0-1	.000	0-0	.000	0-0	.000	0	2	2	2.0	2	1	0	0	0	0.0	
Little Rock	11/14/2023		05:43	0-2	.000	0-0	.000	1-2	.500	2	0	2	2.0	0	0	1	0	1	0.3	
Central Ark.	11/20/2023		06:27	0-0	.000	0-0	.000	0-0	.000	0	0	0	1.5	2	1	0	0	0	0.3	
vs Marquette	11/25/2023		09:02	1-3	.333	0-1	.000	0-0	.000	1	0	1	1.4	0	0	3	0	0	2.6	
UCLA	12/03/2023		03:39	0-0	.000	0-0	.000	0-0	.000	0	1	1	1.3	2	0	0	0	0	0.5	
Louisiana Tech	12/07/2023		10:56	0-1	.000	0-0	.000	0-0	.000	0	2	2	1.4	2	0	0	0	0	0.4	
Ark.-Pine Bluff	12/10/2023		05:59	0-0	.000	0-0	.000	0-0	.000	0	1	1	1.4	2	0	0	0	0	0.4	
Samford	12/16/2023		03:14	1-1	1.000	0-0	.000	0-0	.000	0	1	1	1.3	0	0	0	0	0	2.6	
vs Illinois	12/20/2023		04:03	0-2	.000	0-0	.000	0-0	.000	0	0	0	1.2	1	0	0	0	0	0.5	
UIW	12/31/2023		05:21	1-2	.500	0-0	.000	0-0	.000	1	2	3	1.4	0	0	1	0	0	2.6	
at Kentucky	01/04/2024		03:26	0-1	.000	0-1	.000	0-0	.000	0	0	0	1.3	0	0	1	0	0	0.6	
Georgia	01/07/2024		02:23	0-0	.000	0-0	.000	0-0	.000	0	1	1	1.2	1	0	0	1	0	0.5	
at LSU	01/21/2024		04:04	0-1	.000	0-0	.000	0-0	.000	0	1	1	1.2	0	0	0	0	0	0.5	
Kentucky	01/25/2024		01:46	1-1	1.000	0-0	.000	0-0	.000	0	1	1	1.2	0	0	0	0	0	2.6	
at Tennessee	02/12/2024		04:03	0-1	.000	0-1	.000	0-0	.000	0	0	0	1.1	0	0	0	1	0	0.6	
South Carolina	02/29/2024		05:29	0-2	.000	0-1	.000	0-0	.000	0	0	0	1.1	2	0	1	0	0	0.5	
at Ole Miss	03/03/2024		04:19	1-2	.500	0-0	.000	0-0	.000	1	0	1	1.1	1	0	0	0	0	2.6	
vs Auburn	03/07/2024		01:34	0-0	.000	0-0	.000	0-0	.000	0	0	0	1.0	0	0	0	0	0	0.6	
Totals		0	88:34	5-22	.227	0-4	.000	1-2	.500	6	13	19	1.0	15	2	6	3	0	11	0.6

Player Averages

Games Played	Minutes/game	Points/game	FG Pct	3FG Pct	FT Pct	Rebounds/game	Assists/game	Turnovers/game	Assist/Turnover ratio	Steals/game	Blocks/game
19	4.7	0.6	22.7	0.0	50.0	1.0	0.1	0.3	0.3	0.0	0.2

CAREER STATISTICS

SEASON	TEAM	GP-GS	MIN/AVG	Field Goals		3-Point		F-Throws		Rebounds				Scoring						
				FG-FGA	FG%	3FG-3FGA	3FG%	FT-FTA	FT%	OFF	DEF	TOT	AVG	PF-FO	A	TO	BLK	STL	PTS	AVG
2023-24	Ark	19-0	89/4.7	5-22	.227	0-4	.000	1-2	.500	6	13	19	1.0	15-0	2	6	3	0	11	0.6
TOTAL		19-0	89/4.7	5-22	.227	0-4	.000	1-2	.500	6	13	19	1.0	15-0	2	6	3	0	11	0.6



20 Karley Johnson | So. | 5-9 | G | Oklahoma City, Okla. (Mustang HS)

JOHNSON BENCHMARK STATS

SEASON HIGHS

Points	14	vs. Kentucky	1-25-24
FG Made	4	vs. Kentucky	1-25-24
FG Att.	7	at Missouri	1-28-24
3FG Made	2	vs. Kentucky	1-25-24
3FG Att.	4	vs. Vanderbilt	2-25-24*
FT Made	4	vs. Kentucky	1-25-24
FT Att.	6	vs. Kentucky	1-25-24
Off. Reb.	2	at Missouri	1-28-24*
Def. Reb.	4	vs. Kentucky	1-25-24
Rebounds	6	vs. Kentucky	1-25-24
Assists	3	at Florida	2-8-24
Blocks	1	at Texas A&M	2-22-24
Steals	1	vs. Vanderbilt	2-25-24*
Minutes	36	vs. Kentucky	1-25-24

CAREER HIGHS

Points	14	vs. Kentucky	1-25-24
FG Made	4	vs. Kentucky	1-25-24
FG Att.	7	at Missouri	1-28-24
3FG Made	2	vs. Kentucky	1-25-24
3FG Att.	4	vs. Vanderbilt	2-25-24*
FT Made	4	vs. Kentucky	1-25-24
FT Att.	6	vs. Kentucky	1-25-24
Off. Reb.	2	at Missouri	1-28-24*
Def. Reb.	4	vs. Kentucky	1-25-24
Rebounds	6	vs. Kentucky	1-25-24
Assists	3	at Florida	2-8-24
Blocks	1	at Texas A&M	2-22-24
Steals	1	vs. Vanderbilt	2-25-24*
Minutes	36	vs. Kentucky	1-25-24

SEC HIGHS

Points	14	vs. Kentucky	1-25-24
FG Made	4	vs. Kentucky	1-25-24
FG Att.	7	at Missouri	1-28-24
3FG Made	2	vs. Kentucky	1-25-24
3FG Att.	4	vs. Vanderbilt	2-25-24*
FT Made	4	vs. Kentucky	1-25-24
FT Att.	6	vs. Kentucky	1-25-24
Off. Reb.	2	at Missouri	1-28-24*
Def. Reb.	4	vs. Kentucky	1-25-24
Rebounds	6	vs. Kentucky	1-25-24
Assists	3	at Florida	2-8-24
Blocks	1	at Texas A&M	2-22-24
Steals	1	vs. Vanderbilt	2-25-24*
Minutes	36	vs. Kentucky	1-25-24

NOTABLES

Stat	22-23	23-24	Career
Double Figure Pts	-	1	1
Double Figure Rebs	-	-	-
Double-Doubles	-	-	-
5+ Assists	-	-	-
3+ Blocks	-	-	-
3+ Steals	-	-	-
Led Team in Pts	-	-	-
Led Team in Reb	-	-	-
20+ Points	-	-	-
30+ Points	-	-	-

* Most Recent

GAME NOTES

- Coming off one points and three rebounds in 23.5 minutes off the bench vs. Auburn at the SECT
- Out for the last two SEC regular season games due to being in concussion protocol
- Registered seven points and three rebounds in 34 minutes off the bench at Missouri
- Tallied career highs in points w/ 14, rebounds with six and minutes with 36 vs. Kentucky in first start
- Played in 13 of the team's 16 SEC games for 18 total game appearances this season
- Scored in 12 games this season, while grabbing a steal in seven contests
- Appeared in 10 games as a freshman in 2022-23
- Recognized as a 2022 McDonald's All-American nominee
- As a senior at Mustang, averaged 12.3 points, 4.3 rebounds and 3.1 assists per game

FASTBREAK WITH KARLEY JOHNSON

- One of nine children
- Majoring in family science
- Wears #20 because her grandpa wore it
- Notes how much she loved how the staff treated her and her family during the recruiting process
- Pregame ritual: puts everything on left to right
- Has English bulldogs named Roxie and Gus and a cat named Toast

#20 JOHNSON, Karley

Opponent	Date	GS	MIN	Total		3-Pointers		Free throws		Rebounds				PF	A	TO	BLK	STL	PTS	AVG	
				FG-FGA	PCT	3FG-3FGA	PCT	FT-FTA	PCT	OFF	DEF	TOT	AVG								
Little Rock	11/14/2023		10:00	0-3	.000	0-1	.000	1-2	.500	2	0	2	2.0	0	0	0	0	1	1	1.0	
vs Marquette	11/25/2023		04:09	0-0	.000	0-0	.000	0-0	.000	0	2	2	2.0	0	0	0	0	1	0	0.5	
Louisiana Tech	12/07/2023		12:57	0-2	.000	0-0	.000	0-2	.000	1	1	2	2.0	2	1	0	0	1	0	0.3	
UIW	12/31/2023		02:06	1-1	1.000	0-0	.000	0-0	.000	0	0	0	1.5	0	0	0	0	0	2	0.8	
at Kentucky	01/04/2024		00:01	0-0	.000	0-0	.000	0-0	.000	0	0	0	1.2	1	0	0	0	0	0	0.6	
Georgia	01/07/2024		05:15	1-1	1.000	1-1	1.000	2-4	.500	0	1	1	1.2	0	0	1	0	0	5	1.3	
at Alabama	01/14/2024		20:31	1-4	.250	0-2	.000	1-2	.500	2	0	2	1.3	3	0	0	0	0	3	1.6	
at LSU	01/21/2024		17:13	2-6	.333	0-3	.000	2-2	1.000	1	0	1	1.3	2	0	0	0	0	6	2.1	
Kentucky	01/25/2024	*	35:48	4-5	.800	2-3	.667	4-6	.667	2	4	6	1.8	3	1	1	0	0	14	3.4	
at Missouri	01/28/2024		34:25	2-7	.286	1-4	.250	2-2	1.000	2	1	3	1.9	1	0	1	0	0	7	3.8	
Alabama	02/01/2024	*	25:22	1-4	.250	0-2	.000	0-0	.000	0	0	0	1.7	3	0	1	0	0	1	2	3.6
Auburn	02/04/2024		10:55	0-0	.000	0-0	.000	0-0	.000	0	0	0	1.6	1	0	0	0	0	0	3.3	
at Florida	02/08/2024		17:54	0-0	.000	0-0	.000	0-0	.000	1	1	2	1.6	2	3	0	0	0	0	3.1	
at Tennessee	02/12/2024		10:43	0-0	.000	0-0	.000	0-0	.000	0	0	0	1.5	3	0	0	0	1	0	2.9	
Missouri	02/18/2024	*	26:49	2-3	.667	1-2	.500	0-0	.000	1	3	4	1.7	1	0	0	0	1	5	3.0	
at Texas A&M	02/22/2024	*	27:39	0-4	.000	0-3	.000	2-2	1.000	0	1	1	1.6	1	0	1	0	0	2	2.9	
Vanderbilt	02/25/2024	*	28:12	2-5	.400	1-4	.250	2-4	.500	0	3	3	1.7	4	0	1	0	1	7	3.2	
vs Auburn	03/07/2024		23:30	0-3	.000	0-1	.000	1-4	.250	0	3	3	1.8	1	0	2	0	0	1	3.1	
Totals			5	313:30	16-48	.333	6-26	.231	17-30	.567	12	20	32	1.8	28	5	7	1	7	55	3.1

Player Averages

Games Played	Minutes/game	Points/game	FG Pct	3FG Pct	FT Pct	Rebounds/game	Assists/game	Turnovers/game	Assist/Turnover ratio	Steals/game	Blocks/game
18	17.4	3.1	33.3	23.1	56.7	1.8	0.3	0.4	0.7	0.4	0.1

CAREER STATISTICS

SEASON	TEAM	GP-GS	MIN/AVG	Field Goals		3-Point		F-Throws		Rebounds				Scoring						
				FG-FGA	FG%	3FG-3FGA	3FG%	FT-FTA	FT%	OFF	DEF	TOT	AVG	PF-FO	A	TO	BLK	STL	PTS	AVG
2022-23	Ark	10-0	26/2.6	0-1	.000	0-0	.000	1-2	.500	1	1	2	0.2	1-0	1	0	0	3	1	0.1
2023-24	Ark	18-5	314/17.4	16-48	.333	6-26	.231	17-30	.567	12	20	32	1.8	28-0	5	7	1	7	55	3.1
TOTAL		28-5	340/12.1	16-49	.327	6-26	.231	18-32	.563	13	21	34	1.2	29-0	6	7	1	10	56	2.0



21 Loren Lindsey | So. | 5-11 | G | Fayetteville, Ark. (Fayetteville HS)

LINDSEY BENCHMARK STATS

SEASON HIGHS

Points	N/A
FG Made	N/A
FG Att.	N/A
3FG Made	N/A
3FG Att.	N/A
FT Made	N/A
FT Att.	N/A
Off. Reb.	N/A
Def. Reb.	N/A
Rebounds	N/A
Assists	1 vs. Little Rock 11-14-23
Blocks	N/A
Steals	N/A
Minutes	3 vs. Little Rock 11-14-23

CAREER HIGHS

Points	N/A
FG Made	N/A
FG Att.	N/A
3FG Made	N/A
3FG Att.	N/A
FT Made	N/A
FT Att.	N/A
Off. Reb.	N/A
Def. Reb.	1 vs. LA Tech 3-16-23
Rebounds	1 vs. LA Tech 3-16-23
Assists	1 vs. Little Rock 11-14-23
Blocks	N/A
Steals	N/A
Minutes	5 at Little Rock 11-20-22

SEC HIGHS

Points	N/A
FG Made	N/A
FG Att.	N/A
3FG Made	N/A
3FG Att.	N/A
FT Made	N/A
FT Att.	N/A
Off. Reb.	N/A
Def. Reb.	N/A
Rebounds	N/A
Assists	N/A
Blocks	N/A
Steals	N/A
Minutes	2 vs. Florida 1-5-23

NOTABLES

Stat	22-23	23-24	Career
Double Figure Pts	-	-	-
Double Figure Rebs	-	-	-
Double-Doubles	-	-	-
5+ Assists	-	-	-
3+ Blocks	-	-	-
3+ Steals	-	-	-
Led Team in Pts	-	-	-
Led Team in Reb	-	-	-
20+ Points	-	-	-
30+ Points	-	-	-

* Most Recent

GAME NOTES

- Made season debut vs. Little Rock, playing over three minutes and tallying her first career assist
- Appeared in nine games as a true freshman
- Appeared in two SEC games and two of four Postseason WNIT contests
- Played season-high five minutes at Little Rock
- Played at Fayetteville High School, coming to Arkansas as a walk-on
- Tabbed to All-Conference 6A West All-Defensive Team
- Northwest Arkansas Democrat Gazette Player of the Week (Feb. 2, 2022)

FASTBREAK WITH LOREN LINDSEY

- Finance major
- Grew up in Northwest Arkansas so it was always a dream to play for the Razorbacks, especially with her grandad, dad, uncle and cousins all playing football here
- Wears #21 because her grandpa did
- Favorite food is hibachi and her favorite restaurant in Fayetteville is Kobe
- Favorite movie: Hoosiers
- Has a mini lab, Sadie, and a shih-poo, Coco

#21 LINDSEY, Loren

Opponent	Date	GS	MIN	Total		3-Pointers		Free throws		Rebounds				PF	A	TO	BLK	STL	PTS	AVG
				FG-FGA	PCT	3FG-3FGA	PCT	FT-FTA	PCT	OFF	DEF	TOT	AVG							
Little Rock	11/14/2023		03:36	0-0	.000	0-0	.000	0-0	.000	0	0	0	0.0	0	1	0	0	0	0	0.0
Totals		0	03:36	0-0	.000	0-0	.000	0-0	.000	0	0	0	0.0	0	1	0	0	0	0	0.0

Player Averages

Games Played	Minutes/game	Points/game	FG Pct	3FG Pct	FT Pct	Rebounds/game	Assists/game	Turnovers/game	Assist/Turnover ratio	Steals/game	Blocks/game
1	3.6	0.0	0.0	0.0	0.0	0.0	1.0	0.0	1.0	0.0	0.0

CAREER STATISTICS

SEASON	TEAM	GP-GS	MIN/AVG	Field Goals		3-Point		F-Throws		Rebounds				Scoring						
				FG-FGA	FG%	3FG-3FGA	3FG%	FT-FTA	FT%	OFF	DEF	TOT	AVG	PF-FO	A	TO	BLK	STL	PTS	AVG
2022-23	Ark	9-0	17/1.9	0-0	.000	0-0	.000	0-0	.000	0	1	1	0.1	0-0	0	0	0	0	0	0.0
2023-24	Ark	1-0	4/3.6	0-0	.000	0-0	.000	0-0	.000	0	0	0	0.0	0-0	1	0	0	0	0	0.0
TOTAL		10-0	20/2.0	0-0	.000	0-0	.000	0-0	.000	0	1	1	0.1	0-0	1	0	0	0	0	0.0



34 Jenna Lawrence | Fr. | 6-3 | F | Farmington, Ark. (Farmington HS)

LAWRENCE BENCHMARK STATS

Points	13	vs. Auburn	3-7-24
FG Made	5	vs. Auburn	3-7-24
FG Att.	7	vs. Auburn	3-7-24
3FG Made	3	vs. Auburn	3-7-24
3FG Att.	5	vs. Auburn	3-7-24*
FT Made	3	vs. LA Tech	12-7-23
FT Att.	4	vs. LA Tech	12-7-23
Off. Reb.	2	vs. Samford	12-16-23*
Def. Reb.	5	vs. 1/1 SC	2-29-24
Rebounds	6	vs. 1/1 SC	2-29-24
Assists	1	vs. Auburn	3-7-24*
Blocks	1	vs. Auburn	3-7-24*
Steals	2	at Missouri	1-28-24*
Minutes	35	vs. Auburn	3-7-24

SEASON HIGHS

Points	13	vs. Auburn	3-7-24
FG Made	5	vs. Auburn	3-7-24
FG Att.	7	vs. Auburn	3-7-24
3FG Made	3	vs. Auburn	3-7-24
3FG Att.	5	vs. Auburn	3-7-24*
FT Made	3	vs. LA Tech	12-7-23
FT Att.	4	vs. LA Tech	12-7-23
Off. Reb.	2	vs. Samford	12-16-23*
Def. Reb.	5	vs. 1/1 SC	2-29-24
Rebounds	6	vs. 1/1 SC	2-29-24
Assists	1	vs. Auburn	3-7-24*
Blocks	1	vs. Auburn	3-7-24*
Steals	2	at Missouri	1-28-24*
Minutes	35	vs. Auburn	3-7-24

CAREER HIGHS

Points	6	vs. 1/1 SC	2-29-24*
FG Made	2	vs. 1/1 SC	2-29-24*
FG Att.	5	at #10/9 LSU	1-21-24
3FG Made	2	vs. 1/1 SC	2-29-24
3FG Att.	5	at #10/9 LSU	1-21-24
FT Made	1	at Tennessee	2-12-24*
FT Att.	2	at Alabama	1-14-24
Off. Reb.	1	at Ole Miss	3-3-24*
Def. Reb.	5	vs. 1/1 SC	2-29-24
Rebounds	6	vs. 1/1 SC	2-29-24
Assists	1	vs. Kentucky	1-25-24*
Blocks	1	at Missouri	1-28-24*
Steals	2	at Missouri	1-28-24
Minutes	24	at Ole Miss	3-3-24

SEC HIGHS

Stat	23-24	Career
Double Figure Pts	2	2
Double Figure Rebs	-	-
Double-Doubles	-	-
5+ Assists	-	-
3+ Blocks	-	-
3+ Steals	-	-
Led Team in Pts	1	1
Led Team in Reb	1	1
20+ Points	-	-
30+ Points	-	-

NOTABLES

* Most Recent

GAME NOTES

- Coming off career-high 13 points w/ five rebounds and one block in 35 minutes in her first career start vs. Auburn at the SECT
- Registered six points and a team-leading six rebounds in career-high 21 minutes vs. No. 1/1 SC
- Logged first career double-digit scoring game vs. LA Tech, tallying 10 points off 3-of-4 shooting
- Has splashed in 13 3-pointers in 35 attempts, just below 40 percent
- Four-star prospect, No. 61 player in the country, according to 2023 HoopGurlz Recruiting Rankings
- A proven winner, coming off leading Farmington HS to the 4A girls state championship and being named MVP, as the Cardinals finished the season on a 26-game winning streak and ended 36-1
- Averaged 18.7 points, 7.1 rebounds & 1.5 blocks per game, while knocking down 99 3-pointers, as a senior
- Tabbed Arkansas Democrat Gazette Player of the Year this past season
- Eclipsed 2,000 career points and 1,000 career rebounds in high school

FASTBREAK WITH JENNA LAWRENCE

- Wears #34 because it was her mom's number
- Calls Farmington home now but wants everyone to know her roots are in Melbourne, Arkansas
- Loves being so close to home so her family and friends can watch her play all of the time
- Her parents are her biggest inspiration
- Was a talented softball player who could pitch and hit homers
- Greatest strength is shooting but also is a great defender, can block shots and has good coordination for her size

#34 LAWRENCE, Jenna


Opponent	Date	GS	MIN	Total		3-Pointers		Free throws		Rebounds				PF	A	TO	BLK	STL	PTS	AVG
				FG-FGA	PCT	3FG-3FGA	PCT	FT-FTA	PCT	OFF	DEF	TOT	AVG							
Murray St.	11/10/2023		08:20	0-3	.000	0-2	.000	0-0	.000	0	1	1	1.0	0	0	1	1	1	0	0.0
Little Rock	11/14/2023		08:00	1-3	.333	0-2	.000	1-2	.500	2	1	3	2.0	1	1	0	1	0	3	1.5
Central Ark.	11/20/2023		05:02	0-1	.000	0-1	.000	0-0	.000	1	0	1	1.7	1	0	0	0	0	1.0	
vs Marquette	11/25/2023		05:11	0-0	.000	0-0	.000	0-0	.000	0	0	0	1.3	0	0	0	0	0	0.8	
UCLA	12/03/2023		07:39	0-0	.000	0-0	.000	0-0	.000	0	0	0	1.0	0	0	1	1	2	0	0.6
Louisiana Tech	12/07/2023		11:59	3-4	.750	1-2	.500	3-4	.750	0	1	1	1.0	3	0	0	0	0	10	2.2
Samford	12/16/2023		08:37	1-2	.500	1-2	.500	0-0	.000	2	3	5	1.6	0	0	0	0	0	3	2.3
vs Illinois	12/20/2023		12:45	1-1	1.000	0-0	.000	0-0	.000	0	2	2	1.6	1	0	1	1	1	2	2.3
vs UIC	12/21/2023		09:45	1-2	.500	1-1	1.000	0-0	.000	0	1	1	1.6	3	0	1	0	1	3	2.3
UIW	12/31/2023		14:10	0-1	.000	0-1	.000	0-0	.000	0	2	2	1.6	2	0	0	0	0	0	2.1
at Kentucky	01/04/2024		04:37	0-1	.000	0-1	.000	0-0	.000	0	2	2	1.6	0	2	0	0	0	0	1.9
Georgia	01/07/2024		03:38	0-1	.000	0-1	.000	0-0	.000	0	0	0	1.5	0	0	0	0	0	0	1.8
Mississippi St.	01/11/2024		06:31	2-3	.667	2-3	.667	0-0	.000	1	1	2	1.5	0	1	0	1	0	6	2.1
at Alabama	01/14/2024		05:20	1-1	1.000	0-0	.000	1-2	.500	1	3	4	1.7	0	0	0	0	0	3	2.1
at LSU	01/21/2024		17:36	1-5	.200	1-5	.200	0-0	.000	0	3	3	1.8	1	0	0	0	0	3	2.2
Kentucky	01/25/2024		14:39	1-3	.333	0-2	.000	0-0	.000	1	4	5	2.0	2	1	1	1	0	2	2.2
at Missouri	01/28/2024		08:39	1-1	1.000	1-1	1.000	0-0	.000	1	2	3	2.1	2	0	0	1	2	3	2.2
Alabama	02/01/2024		01:17	0-0	.000	0-0	.000	0-0	.000	0	0	0	1.9	1	0	1	0	0	0	2.1
at Tennessee	02/12/2024		11:01	1-3	.333	1-3	.333	0-0	.000	1	1	2	1.9	2	0	0	0	0	3	2.2
Vanderbilt	02/25/2024		02:41	0-0	.000	0-0	.000	0-0	.000	0	1	1	1.9	0	0	0	0	0	0	2.1
South Carolina	02/29/2024		20:47	2-3	.667	2-3	.667	0-0	.000	1	5	6	2.1	1	0	0	0	0	6	2.2
at Ole Miss	03/03/2024		24:16	0-1	.000	0-0	.000	0-0	.000	1	3	4	2.2	0	0	0	0	0	0	2.1
vs Auburn	03/07/2024	*	34:51	5-7	.714	3-5	.600	0-0	.000	1	4	5	2.3	1	1	2	1	0	13	2.6
Totals			1 247:22	21-46	.457	13-35	.371	5-8	.625	13	40	53	2.3	21	4	8	9	6	60	2.6

Player Averages

Games Played	Minutes/ game	Points/ game	FG Pct	3FG Pct	FT Pct	Rebounds/ game	Assists/ game	Turnovers/ game	Assist/Turnover ratio	Steals/ game	Blocks/ game
23	10.8	2.6	45.7	37.1	62.5	2.3	0.2	0.3	0.5	0.3	0.4

CAREER STATISTICS

SEASON	TEAM	GP-GS	MIN/AVG	Field Goals		3-Point		F-Throws		Rebounds				Scoring						
				FG-FGA	FG%	3FG-3FGA	3FG%	FT-FTA	FT%	OFF	DEF	TOT	AVG	PF-FO	A	TO	BLK	STL	PTS	AVG
2023-24	Ark	23-1	247/10.8	21-46	.457	13-35	.371	5-8	.625	13	40	53	2.3	21-0	4	8	9	6	60	2.6
TOTAL		23-1	247/10.8	21-46	.457	13-35	.371	5-8	.625	13	40	53	2.3	21-0	4	8	9	6	60	2.6



44 Maryn Archer | Fr. | 5-8 | G | Derby, Kan. (Derby HS)

ARCHER BENCHMARK STATS

N/A

SEASON HIGHS

N/A

CAREER HIGHS

N/A

SEC HIGHS

NOTABLES

Stat	23-24	Career
Double Figure Pts	-	-
Double Figure Rebs	-	-
Double-Doubles	-	-
5+ Assists	-	-
3+ Blocks	-	-
3+ Steals	-	-
Led Team in Pts	-	-
Led Team in Reb	-	-
20+ Points	-	-
30+ Points	-	-

* Most Recent

GAME NOTES

- Has not seen the court as a Hog
- Enrolled early in January
- Three-star prospect and ranked as No. 29 by Prep Girls and No. 75 by Blue Star
- Voted to the Run 4 Roses All-Tournament First Team after dropping 31 points on just 11 shots to lead SW Elite, her AAU team, to the championship game in Louisville
- Paced Derby HS in assists and steals during her junior season, finishing with 10.0 points, 3.5 re-bounds, 4.6 assists and 2.8 steals per game
- Played on two different high school teams, leading those squads to state during freshman and junior seasons
- Tabbed DerbyInformer.com Female Comeback Player of the Year

FASTBREAK WITH MARYN ARCHER

- Majoring in clinical psychology
- One of six siblings (second to youngest)
- Wears #44 because her brother (Braden) wore it in college (football player)
- Favorite memory of playing basketball is going up against her brothers in their driveway
- Ran the 400m and 4x400 relay in high school
- Favorite ice cream flavor: Oreo

Has not appeared in an Arkansas game during 2023-24 season

CAREER STATISTICS

Has not appeared in an Arkansas game



Official Basketball Box Score - Final
Central Ark. at Arkansas
11/20/23 Bud Walton Arena, Fayetteville
2023-24 Women's Basketball

Game Time: 7:00 PM
Game Duration: 1:46
Attendance: 4,194

Officials: Felicia Grinier, Suf Esho, Gina Cantaruzzi

Table with columns: NO. Name, Min, FG, 3P, FT, Rebounds, Fouls, TP, AS, TO, ST, Blocks, +/-

Technical Fouls: NONE

Dead Ball Rebounds: 2, 0

Table with columns: NO. Name, Min, FG, 3P, FT, Rebounds, Fouls, TP, AS, TO, ST, Blocks, +/-

Technical Fouls: NONE

Dead Ball Rebounds: 4, 1

Summary table with columns: UCA, ARK, Points from Turnovers, Paint, Second Chance, Fast Breaks, Bench

#SIDEBYSIDE



Official Basketball Box Score - Final
Wisconsin at Arkansas
11/24/23 Suncoast Credit Union Arena, Fort Myers, Fla.
2023-24 Women's Basketball

Game Time: 2:00 PM
Game Duration: 1:47
Attendance: 654

Officials: Talisa Green, Eric Baker, Ashlee Goode

Table with columns: NO. Name, Min, FG, 3P, FT, Rebounds, Fouls, TP, AS, TO, ST, Blocks, +/-

Technical Fouls: NONE

Dead Ball Rebounds: 1, 0

Table with columns: NO. Name, Min, FG, 3P, FT, Rebounds, Fouls, TP, AS, TO, ST, Blocks, +/-

Technical Fouls: NONE

Dead Ball Rebounds: 5, 0

Summary table with columns: Wisc, Ark, Points from Turnovers, Paint, Second Chance, Fast Breaks, Bench



Official Basketball Box Score - Final
Marquette at Arkansas
11/25/23 Suncoast Credit Union Arena, Fort Myers, Fla.
2023-24 Women's Basketball

Game Time: 5:00 PM
Game Duration: 1:34
Attendance: 227

Officials: Jody Cantrell, Royce Blevins, Cara Seppie

Table with columns: NO. Name, Min, FG, 3P, FT, Rebounds, Fouls, TP, AS, TO, ST, Blocks, +/-

Technical Fouls: NONE

Dead Ball Rebounds: 1, 0

Table with columns: NO. Name, Min, FG, 3P, FT, Rebounds, Fouls, TP, AS, TO, ST, Blocks, +/-

Technical Fouls: NONE

Dead Ball Rebounds: 1, 0

Summary table with columns: Marq, Ark, Points from Turnovers, Paint, Second Chance, Fast Breaks, Bench



Official Basketball Box Score - Final
Arkansas at Florida State
11/30/23 Donald L. Tucker Center, Tallahassee
2023-24 Women's Basketball

Game Time: 7:00 PM
Game Duration: 1:45
Attendance: 2,216

Officials: Puatani Spurlock-Welsh, MJ Forsberg, Bruce Morris

Table with columns: NO. Name, Min, FG, 3P, FT, Rebounds, Fouls, TP, AS, TO, ST, Blocks, +/-

Technical Fouls: NONE

Dead Ball Rebounds: 3, 0

Table with columns: NO. Name, Min, FG, 3P, FT, Rebounds, Fouls, TP, AS, TO, ST, Blocks, +/-

Technical Fouls: NONE

Dead Ball Rebounds: 3, 0

Summary table with columns: ARK, FSU, Points from Turnovers, Paint, Second Chance, Fast Breaks, Bench



Official Basketball Box Score - Final
Arkansas at Illinois
12/20/23 Student Life Center, Keller University, West Palm Beach

Game Time: 11:00 AM
Game Duration: 1:47

Officials: Bruce Morris, Natasha Harris, Jeff Cross

Main box score table for Arkansas at Illinois. Columns include Player Name, Min, FG, 3P, FT, Rebounds, Fouls, TP, AS, TO, ST, Blocks, +/-.

Shooting By Period table for Arkansas at Illinois. Columns include 1st, 2nd, 3rd, 4th FG%, 3PT%, FT%, GM FG%, 3PT%, FT%.

Main box score table for Illinois at Arkansas. Columns include Player Name, Min, FG, 3P, FT, Rebounds, Fouls, TP, AS, TO, ST, Blocks, +/-.

Shooting By Period table for Illinois at Arkansas. Columns include 1st, 2nd, 3rd, 4th FG%, 3PT%, FT%, GM FG%, 3PT%, FT%.

Summary statistics table for Arkansas at Illinois. Includes Biggest lead, Best Scoring Run, Lead Changes, Times Tied, Time with Lead, Points from Turnovers, Paint, Second Chance, Fast Breaks, Bench, and Period by Period Scoring.



Official Basketball Box Score - Final
UIU at Arkansas
12/21/23 Student Life Center, Keller University, West Palm Beach

Game Time: 11:00 AM
Game Duration: 1:43

Officials: Troy Winders, Dawn Marsh, Natasha Harris

Main box score table for UIU at Arkansas. Columns include Player Name, Min, FG, 3P, FT, Rebounds, Fouls, TP, AS, TO, ST, Blocks, +/-.

Shooting By Period table for UIU at Arkansas. Columns include 1st, 2nd, 3rd, 4th FG%, 3PT%, FT%, GM FG%, 3PT%, FT%.

Main box score table for Arkansas at UIU. Columns include Player Name, Min, FG, 3P, FT, Rebounds, Fouls, TP, AS, TO, ST, Blocks, +/-.

Shooting By Period table for Arkansas at UIU. Columns include 1st, 2nd, 3rd, 4th FG%, 3PT%, FT%, GM FG%, 3PT%, FT%.

Summary statistics table for UIU at Arkansas. Includes Biggest lead, Best Scoring Run, Lead Changes, Times Tied, Time with Lead, Points from Turnovers, Paint, Second Chance, Fast Breaks, Bench, and Period by Period Scoring.



Official Basketball Box Score - Final
UIW at Arkansas
12/31/23 Bud Walton Arena, Fayetteville

Game Time: 1:00 PM
Game Duration: 1:41
Attendance: 3,420

Officials: Bill Larance, Iy Seales, Charles Watson

Main box score table for UIW at Arkansas. Columns include Player Name, Min, FG, 3P, FT, Rebounds, Fouls, TP, AS, TO, ST, Blocks, +/-.

Shooting By Period table for UIW at Arkansas. Columns include 1st, 2nd, 3rd, 4th FG%, 3PT%, FT%, GM FG%, 3PT%, FT%.

Main box score table for Arkansas at UIW. Columns include Player Name, Min, FG, 3P, FT, Rebounds, Fouls, TP, AS, TO, ST, Blocks, +/-.

Shooting By Period table for Arkansas at UIW. Columns include 1st, 2nd, 3rd, 4th FG%, 3PT%, FT%, GM FG%, 3PT%, FT%.

Summary statistics table for UIW at Arkansas. Includes Biggest lead, Best Scoring Run, Lead Changes, Times Tied, Time with Lead, Points from Turnovers, Paint, Second Chance, Fast Breaks, Bench, and Period by Period Scoring.



Official Basketball Box Score - Final
Arkansas at Kentucky
01/04/24 Rupp Arena, Lexington

Game Time: 7:00 PM
Game Duration: 1:58
Attendance: 2,988

Officials: Roy Gugbyan, Brian Hall, Talisa Green

Main box score table for Arkansas at Kentucky. Columns include Player Name, Min, FG, 3P, FT, Rebounds, Fouls, TP, AS, TO, ST, Blocks, +/-.

Shooting By Period table for Arkansas at Kentucky. Columns include 1st, 2nd, 3rd, 4th FG%, 3PT%, FT%, GM FG%, 3PT%, FT%.

Main box score table for Kentucky at Arkansas. Columns include Player Name, Min, FG, 3P, FT, Rebounds, Fouls, TP, AS, TO, ST, Blocks, +/-.

Shooting By Period table for Kentucky at Arkansas. Columns include 1st, 2nd, 3rd, 4th FG%, 3PT%, FT%, GM FG%, 3PT%, FT%.

Summary statistics table for Arkansas at Kentucky. Includes Biggest lead, Best Scoring Run, Lead Changes, Times Tied, Time with Lead, Points from Turnovers, Paint, Second Chance, Fast Breaks, Bench, and Period by Period Scoring.



Official Basketball Box Score - Final
Kentucky at Arkansas
01/25/24 Bud Walton Arena, Fayetteville
2023-24 Women's Basketball

Game Time: 7:00 PM
Game Duration: 1:50
Attendance: 3,719

Officials: Pulari Spurlock-Welsh, Dee Kantner, Ashlee Goode

Main box score table for Kentucky vs Arkansas, including player stats and team totals.

Arkansas - 88 box score table, including player stats and team totals.

Summary statistics for Kentucky vs Arkansas, including points from turnovers, paint, and second chance.



Official Basketball Box Score - Final
Arkansas at Missouri
01/28/24 Mizzou Arena, Columbia
2023-24 Women's Basketball

Game Time: 2:00 PM
Game Duration: 2:00
Attendance: 4,968

Officials: Tiffany Byrd, Bill Laranee, Jeffrey Smith

Main box score table for Arkansas vs Missouri, including player stats and team totals.

Missouri - 58 box score table, including player stats and team totals.

Summary statistics for Arkansas vs Missouri, including points from turnovers, paint, and second chance.



Official Basketball Box Score - Final
Alabama at Arkansas
02/01/24 Bud Walton Arena, Fayetteville
2023-24 Women's Basketball

Game Time: 8:00 PM
Game Duration: 1:48
Attendance: 2,756

Officials: Angelica Sutfren, Eric J Brewton, Nykisha Thompson

Main box score table for Alabama vs Arkansas, including player stats and team totals.

Arkansas - 70 box score table, including player stats and team totals.

Summary statistics for Alabama vs Arkansas, including points from turnovers, paint, and second chance.



Official Basketball Box Score - Final
Auburn at Arkansas
02/04/24 Bud Walton Arena, Fayetteville
2023-24 Women's Basketball

Game Time: 5:00 PM
Game Duration: 2:03
Attendance: 4,450

Officials: Pulari Spurlock-Welsh, Felicia Griner, Frank Strassore

Main box score table for Auburn vs Arkansas, including player stats and team totals.

Arkansas - 74 box score table, including player stats and team totals.

Summary statistics for Auburn vs Arkansas, including points from turnovers, paint, and second chance.



Official Basketball Box Score - Final
Vanderbilt at Arkansas
02/25/24 Bud Walton Arena, Fayetteville
2023-24 Women's Basketball

Game Time: 2:00 PM
Game Duration: 2:05
Attendance: 3,839

Officials: Roy Gubeyan, Toni Pato, Jeffrey Smith

Main box score table for Vanderbilt vs Arkansas, showing player stats and team totals.

Arkansas - 53 box score table, including shooting by period and technical fouls.

Summary statistics for Vanderbilt vs Arkansas, including biggest lead, best scoring run, and time with lead.



Official Basketball Box Score - Final
South Carolina at Arkansas
02/29/24 Bud Walton Arena, Fayetteville
2023-24 Women's Basketball

Game Time: 8:00 PM
Game Duration: 1:37
Attendance: 3,891

Officials: Pulari Spurlock-Walsh, Cameron Inouye, Margaret Tieman

Main box score table for South Carolina vs Arkansas, showing player stats and team totals.

Arkansas - 61 box score table, including shooting by period and technical fouls.

Summary statistics for South Carolina vs Arkansas, including biggest lead and time with lead.



Official Basketball Box Score - Final
Arkansas at Ole Miss
03/03/24 The Sandy and John Black Pavilion at Ole Miss, Oxford
2023-24 Women's Basketball

Game Time: 3:00 PM
Game Duration: 1:41
Attendance: 3,353

Officials: Angelica Sutfren, Ily Seales, Karen Peatro

Main box score table for Arkansas vs Ole Miss, showing player stats and team totals.

Ole Miss - 87 box score table, including shooting by period and technical fouls.

Summary statistics for Arkansas vs Ole Miss, including biggest lead and time with lead.



Official Basketball Box Score - Final
Arkansas at Auburn
03/07/24 Bon Secours Wellness Arena, Greenville
2023-24 Women's Basketball

Game Time: 6:00 PM
Game Duration: 1:42

Officials: Gina Cross, Angelica Sutfren, Timothy Green

Main box score table for Arkansas vs Auburn, showing player stats and team totals.


Auburn - 67 box score table, including shooting by period and technical fouls.

Summary statistics for Arkansas vs Auburn, including biggest lead and time with lead.





Phoenix Stotijn
Fr. | 5-9 | G
Amsterdam, Netherlands



Samara Spencer
Jr. | 5-7 | G
Fort Lauderdale, Fla.



Bea Franklin
Gr. | 5-10 | G
Seattle, Wash.



Cristina Sánchez Cerqueira
Fr. | 6-1 | G
Granada, Spain



Karley Johnson
So. | 5-9 | G
Oklahoma City, Okla.



Loren Lindsey
So. | 5-11 | G
Fayetteville, Ark.



Carly Keats
So. | 5-8 | G
Choctaw, Miss.



Maryam Dauda
R-So. | 6-4 | F
Bentonville, Ark.



Jenna Lawrence
Fr. | 6-3 | F
Farmington, Ark.



Makayla Daniels
Gr. | 5-9 | G
Frederick, Md.



Maryn Archer
Fr. | 5-7 | G
Derby, Kan.



Emrie Ellis
Jr. | 6-3 | F
Vanoss, Okla.



Mike Neighbors
Head Coach
Seventh Season



Todd Schaefer
Associate Head Coach
Seventh Season



Pauline Love
Assistant Coach
Seventh Season




Lacey Goldwire
Assistant Coach
Fifth Season



Amber Shirey
Director of Operations




Jayci Stone
Director of SA Development



Evan Johnston
Special Assistant to HC/Dir. of Video



Simone Rush
Head Athletic Trainer



Tyler Beckman
S&C Coach