



# KENTUCKY®

## 2023-24 MEN'S BASKETBALL

8 NATIONAL CHAMPIONSHIPS | 49 SEC TITLES | 31 SEC TOURNAMENT CHAMPIONSHIPS | 56 ALL-AMERICANS | 138 NBA DRAFT PICKS

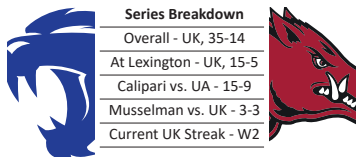


### ARKANSAS (14-14, 5-10) at #16/15 KENTUCKY (20-8, 10-5)

Saturday, March 2 • 1:30 p.m. ET • Rupp Arena at Central Bank Center (20,500) • Lexington, Ky.

#GoBigBlue • #LaFamilia • @KentuckyMBB

#### THE MATCHUP



John Calipari	Eric Musselman
Overall Record: 852-261*	Overall Record: 219-90
Record at UK: 407-121	Record at UA: 109-555
Overall Seasons: 32nd	Overall Seasons: 9th
at Kentucky: 15th	at Arkansas: 5th

\*on-court record

#### BY THE NUMBERS

71.0	Nation's all-time leader in winning percentage
49	SEC regular-season titles in program history
32	Sheppard's career-high points at Mississippi State
1	Kentucky's 40.7 3-point % leads the country

#### TALE OF THE TAPE

UK	STATISTIC	OPP.
88.8	Points Per Game	75.9
37.4	Rebounds PG	34.9
17.3	Assists PG	11.5
6.3	Blocks PG	6.0
8.1	Steals PG	5.8
10.2	Turnovers PG	11.7
.495	FG Pct.	.443
.407	3-Pt FG Pct.	.320
.766	FT Pct.	.733
+1.7	Assist-to-TO Ratio	+1.0

#### A UK WIN WOULD ...

- Improve Calipari's all-time conference record to 404-131, including 196-65 in the SEC
- Move Calipari (196) into fourth place for most SEC regular-season wins in league history
- Be a season series sweep of the Razorbacks
- Move UK's record to 335-70 against unranked competition under Calipari
- Be the first three-game winning streak in SEC play this season

#### PREVIOUS GAME'S STARTERS



21

#### D.J. WAGNER

6-4 • 192 • GUARD • FRESHMAN  
CAMDEN, N.J. | CAMDEN HS

Averaging 10.2 points and 3.5 assists per game | Three-time SEC Freshman of the Week | Charted 14 points, six rebounds and five assists in win over North Carolina | Season-high 28 points in win over Marshall




12

#### ANTONIO REEVES

6-6 • 195 • GUARD • SENIOR  
CHICAGO | ILLINOIS STATE UNIVERSITY

Averaging a team-high 19.9 points per game | Scored 30 points in the win at Louisville | Has double-digit points in 27 games and 20+ 16 times | Jerry West Award Top 10 candidate | Made a 3-pointer in all but one game in 2023-24



1

#### JUSTIN EDWARDS

6-8 • 203 • FORWARD • FRESHMAN  
PHILADELPHIA | IMHOTEP INSTITUTE CHARTER HS

Averaging 8.6 points and 3.5 rebounds per game | Had a career-high 28 points on 10 of 10 shooting, including 4 of 4 from 3-point range in upset of No. 13 Alabama | Double-digit scoring in 10 games | SEC Freshman of the Week (2/26)




3

#### ADOU THIERO

6-8 • 222 • GUARD • SOPHOMORE  
PITTSBURGH | QUAKER VALLEY HS

Recording 8.1 points and 5.3 rebounds per game | Had a double-double with career highs in points (16) and rebounds (13) against No. 1-ranked Kansas | Averaging 10.7 points and 5.2 rebounds over his last six games



33

#### UGONNA ONYENSO

7-0 • 247 • FORWARD • SOPHOMORE  
OWERRI, IMO STATE, NIGERIA | PUTNAM SCIENCE

Logging 3.9 points, 4.8 rebounds and 2.7 blocks per game | Has multiple rejections in 12 games | Registered career highs in points (13), rebounds (16) and blocks (8) against Florida | Per KenPom, block rate percentage is 15.5%

#### STAT LEADERS

POINTS PER GAME	
UK Antonio Reeves	19.9
ARK Tramon Mark	16.8
REBOUNDS PER GAME	
UK Tre Mitchell	7.5
ARK Trevon Brazile	6.2
ASSISTS PER GAME	
UK Reed Sheppard	4.3
ARK Davonte Davis	2.2
STEALS PER GAME	
UK Reed Sheppard	2.7
ARK Tramon Mark	1.2
BLOCKS PER GAME	
UK Ugonna Onyenso	2.7
ARK Makhi Mitchell	1.3
3-POINTERS	
UK Antonio Reeves	72
ARK Khalif Battle	42
FIELD-GOAL PERCENTAGE (min. 100 att.)	
UK Reed Sheppard	.538
ARK Makhi Mitchell	.608
FREE-THROW PERCENTAGE (min. 50 att.)	
UK Antonio Reeves	.879
ARK Khalif Battle	.841

#### NEED TO KNOW

Kentucky has not played a complete game at full-strength this season.

Antonio Reeves has scored 20 or more points in each of the team's last four games, the longest streak for a UK player since PJ Washington had four such games in February of 2019.

Reed Sheppard scored a career-high 32 points, including 23 in the second half and the game-winner to help UK overcome a 13-point second half deficit at Mississippi State.

Justin Edwards scored a career-high 28 points vs. Alabama. He was 10 of 10 from the floor and 4 of 4 from 3-point range. He's only the third player in program history to make all of his shots with at least 10 attempts, and first with at least one 3-pointer. He was named SEC Freshman of the Week for his efforts.

With three games to go, UK currently sits in fourth in the SEC standings with a first-place finish still in play. The Wildcats will play two straight at home before finishing the regular-season on the road at Tennessee.

#### SCHEDULE

##### NOVEMBER

6	16/16	-/-	NEW MEXICO STATE	SECN	W, 86-46
10	16/16	-/-	TEXAS A&M-COMMERCE <sup>1</sup>	SECN+	W, 81-61
14	17/16	1/1	vs. Kansas <sup>2</sup>	ESPN	L, 89-84
17	17/16	-/-	STONEHILL <sup>1</sup>	SECN+	W, 101-67
20	16/16	-/-	SAINT JOSEPH'S <sup>1</sup>	SECN	W, 96-88 <sup>OT</sup>
24	16/16	-/-	MARSHALL	SECN	W, 118-82
28	12/12	8/8	MIAMI <sup>3</sup>	ESPN	W, 95-73

##### DECEMBER

2	12/12	-/-	UNC WILMINGTON	SECN	L, 80-73
9	16/17	-/-	vs. Penn <sup>4</sup>	ESPN2	W, 81-66
16	14/15	9/9	vs. North Carolina <sup>5</sup>	CBS	W, 87-83
21	9/9	-/-	at Louisville	ESPN	W, 95-76
29	8/10	-/-	ILLINOIS STATE	SECN	W, 96-70

##### JANUARY

6	6/6	-/-	at Florida*	ESPN	W, 87-85
9	6/6	-/-	MISSOURI*	ESPN	W, 90-77
13	6/6	-/-	at Texas A&M*	ESPN	L, 97-92 <sup>OT</sup>
17	8/10	RV/NR	MISSISSIPPI STATE*	ESPN2	W, 90-77
20	8/10	-/-	GEORGIA*	SECN	W, 105-96
23	6/6	-/-	at South Carolina*	SECN	L, 79-62
27	6/6	-/-	at Arkansas*	ESPN	W, 63-57
31	10/8	-/-	FLORIDA*	ESPN	L, 94-91 <sup>OT</sup>

##### FEBRUARY

3	10/8	5/5	TENNESSEE*	ESPN	L, 103-92
6	17/15	-/-	at Vanderbilt*	SECN	W, 109-77
10	17/15	RV/RV	GONZAGA	CBS	L, 89-85
13	22/20	RV/NR	OLE MISS*	ESPN	W, 75-63
17	22/20	13/12	at Auburn*	ESPN	W, 70-59
21	17/17	-/-	at LSU*	ESPN	L, 75-74
24	17/17	13/13	ALABAMA	CBS	W, 117-95
27	16/15	RV/NR	at Mississippi State*	ESPN	W, 91-89

##### MARCH

2	16/15	-/-	ARKANSAS*	CBS	1:30 p.m.
6	-/-	-/-	VANDERBILT*	SECN	9 p.m.
9	-/-	-/-	at Tennessee*	CBS	4 p.m.

All times Eastern | \*SEC conference game | HOME GAMES IN CAPS

<sup>1</sup> Wildcat Challenge presented by Kentucky Tourism (Rupp Arena | Lexington, Ky.)

<sup>2</sup> Champions Classic (United Center | Chicago)

<sup>3</sup> ACC/SEC Challenge (Rupp Arena | Lexington, Ky.)

<sup>4</sup> Wells Fargo Center | Philadelphia

<sup>5</sup> CBS Sports Classic (State Farm Arena | Atlanta)

#### BROADCAST INFO

##### TELEVISION

Play-by play: Brad Nessler  
Analyst: Jay Wright



##### UK RADIO

Play-by play: Tom Leach  
Analyst: Jack Givens



##### SATELLITE RADIO

UK Radio on Sirius: - 158 or 191  
and on the SiriusXM App



# TV CHART



**0** **ROB DILLINGHAM**

**Freshman Guard**  
6-3 | 176  
Hickory, N.C.  
Overtime Elite



**1** **JUSTIN EDWARDS**

**Freshman Guard**  
6-8 | 203  
Philadelphia  
Imhotep Institute Charter HS




**2** **AARON BRADSHAW**

**Freshman Forward**  
7-1 | 226  
Rahway, N.J.  
Camden HS



**3** **ADOU THIERO**

**Sophomore Forward**  
6-8 | 222  
Pittsburgh  
Quaker Valley HS  
(*ah-DO THEE-air-oh*)




**4** **TRE MITCHELL**

**Graduate Student Forward**  
6-9 | 231  
Pittsburgh  
West Virginia Univ.



**12** **ANTONIO REEVES**

**Senior Guard**  
6-6 | 195  
Chicago  
Illinois State Univ.



**13** **GRANT DARBYSHIRE**

**Sophomore Guard**  
6-3 | 190  
Cincinnati  
Sycamore HS



**14** **BRENNAN CANADA**

**Graduate Student Forward**  
6-5 | 200  
Mount Sterling, Ky.  
George Rogers Clark HS



**15** **REED SHEPPARD**

**Freshman Guard**  
6-3 | 187  
London, Ky.  
North Laurel HS




**20** **JOEY HART**

**Freshman Guard**  
6-5 | 203  
Linton, Ind.  
Linton-Stockton HS



**21** **D.J. WAGNER**

**Freshman Guard**  
6-4 | 192  
Camden, N.J.  
Camden HS



**22** **WALKER HORN**

**Sophomore Guard**  
6-3 | 190  
Austin, Texas  
Westlake HS



**23** **JORDAN BURKS**

**Freshman Forward**  
6-8 | 202  
Decatur, Ala.  
Overtime Elite




**25** **KAREEM WATKINS**

**Senior Guard**  
5-8 | 175  
Camden, N.J.  
Kingsway Regional HS



**33** **UGONNA ONYENSO**

**Sophomore Forward**  
7-0 | 247  
Owerri, Imo State, Nigeria  
Putnam Science Acad.  
(*ooo-GAH-na ON-yen-so*)



**44** **ZVONIMIR IVIŠIĆ**

**Freshman Forward**  
7-2 | 234  
Vodice, Croatia  
(*ZVON-uh-meer EE-vee-sitch*)



**JOHN CALIPARI**

**Head Coach**  
15th Season  
(*cal-uh-PEAR-ee*)



**BRUISER FLINT**

**Assoc. to the HC**  
Fourth season at UK  
Third season as  
associate to the head coach



**ORLANDO ANTIGUA**

**Associate Coach**  
Eighth season at UK  
Third season as associate



**CHIN COLEMAN**

**Assistant Coach**  
Third season at UK  
Third season as assistant



**CHUCK MARTIN**

**Assistant Coach**  
First season at UK  
First season as assistant



**JOHN WELCH**

**Assistant Coach**  
First season at UK  
First season as assistant

## Alphabetical Roster

NO.	NAME	POS.	HT.	WT.	CL.	HOMETOWN (PREVIOUS SCHOOL)
2	Aaron Bradshaw	F	7-1	226	Fr.	Rahway, N.J. (Camden HS)
23	Jordan Burks	F	6-8	202	Fr.	Decatur, Ala. (Overtime Elite)
14	Brennan Canada	F	6-5	200	Gr.	Mount Sterling, Ky. (George Rogers Clark HS)
13	Grant Darbyshire	G	6-3	190	So.	Cincinnati (Sycamore HS)
0	Tre Mitchell	G	6-3	176	Fr.	Hickory, N.C. (Overtime Elite)
1	Justin Edwards	G	6-8	203	Fr.	Philadelphia (Philadelphia Imhotep Institute HS)
20	Joey Hart	G	6-5	203	Fr.	Linton, Ind. (Linton-Stockton HS)
22	Walker Horn	G	6-3	190	So.	Austin, Texas (Westlake HS)
44	Zvonimir Ivišić	F	7-2	234	Fr.	Vodice, Croatia
4	Tre Mitchell	F	6-9	231	Gr.	Pittsburgh (West Virginia University)
33	Ugonna Onyenso	F	7-0	247	So.	Owerri, Imo State, Nigeria (Putnam Science Acad.)
12	Antonio Reeves	G	6-6	195	Sr.	Chicago (Illinois State University)
15	Reed Sheppard	G	6-3	187	Fr.	London, Ky. (North Laurel HS)
3	Adou Thiero	F	6-8	222	So.	Pittsburgh (Quaker Valley HS)
21	D.J. Wagner	G	6-4	192	Fr.	Camden, N.J. (Camden HS)
25	Kareem Watkins	G	5-8	175	Sr.	Camden, N.J. (Kingsway Regional HS)

## On the Bench

**Head Coach:** John Calipari (Clarion, 1982)  
**Associate to the Head Coach:** James "Bruiser" Flint (St. Joseph's, 1987)  
**Associate Coach:** Orlando Antigua (Pittsburgh, 1995)  
**Assistant Coaches:** Ronald "Chin" Coleman (Lamar, 1997), Chuck Martin (Monmouth, 1993), John Welch (UNLV, 1986)  
**Assoc. AD/Basketball Operations:** Chris Woolard (UCLA, 1997)  
**Director of Basketball Admin.:** Will Barton (Kentucky, 2013)  
**Assistant to the Head Coach and Director of Player Development:** Brett Rybak (Otterbein, 2008)  
**Strength and Conditioning Coach:** Brady Welsh (Eastern Illinois, 2015)  
**Head Athletic Trainer:** Geoffrey Staton (North Carolina, 2007)  
**Equipment Manager:** Mark Evans (Kentucky, 2013)



# POLLS, STATS, MEDIA INFO

Weekly Media Schedule							all times ET unless indicated otherwise
2 Sat.	3 Sun.	4 Mon.	5 Tue.	6 Wed.	7 Thu.	8 Fri.	
vs. Arkansas 1:30 p.m.   CBS	Player off day  No media availability	Practice 3 p.m.  UK Healthcare John Calipari Show   6 p.m.	Practice 3 p.m.  Senior Day media opportunity   TBD	vs. Vanderbilt 9 p.m.   SEC Network	Practice 3 p.m.  No media availability	Practice 3 p.m.  UK assistant coach media opportunity   TBD  Depart for Knoxville	

## Communications & PR Staff



**Deb Moore**  
Senior Associate Director  
Cell - 859.559.5781  
Email - deb.moore@uky.edu



**Greg Welsh**  
Assistant Director  
Cell - 215.990.0199  
Email - gregory.welsh@uky.edu

## Media Information

**CREDENTIAL REQUESTS**  
Requests for single-game credentials will open 14 days prior to the deadline date and close five days prior to game day online at sportssystem.com/Kentucky.

**CREDENTIAL CRITERIA**  
The University of Kentucky's decision to issue credentials to a media outlet for the purposes of covering a UK basketball home or away event is determined by a variety of factors. They include the following:

- Priority is given to outlets based on circulation size/household reach/unique site visitors
- Additional consideration is based on amount of original content generated, number of full-time employees of the outlet, length of existence of the outlet and the journalist experience of the reporter(s)
- Attendance at Kentucky media sessions, including Olympic sport opportunities and the intention/ability to cover all 22 sports at Kentucky both at home and on the road, also is considered
- Professionalism, which includes is not limited to conduct at games, press conferences, practices, on social media, etc.

Being granted credentials at another institution/event does not equate to meeting the criteria for the University of Kentucky. Being granted credentials for one UK event does not guarantee approval for other UK events. The University of Kentucky has the right to deny or revoke credentials under its own discretion. Credentialing also is dependent on space availability.

**INTERVIEW POLICIES-GENERAL**  
All interviews with University of Kentucky basketball players or staff members must be arranged through the Communications and Public Relations office. Media should never contact a player or coach directly.

The Wildcat Coal Lodge, dormitories, team locker rooms and other team quarters are private team areas. Media members are not permitted in these areas unless accompanied by appropriate university personnel.

**PRACTICE/PRESS CONFERENCES**  
Other than announced exceptions, UK basketball practices are closed to the media.

Player interviews are conducted pregame weekly and will be available to all UK media. UK will accept requests for player interviews, but they must be submitted 24 hours prior to the scheduled availability.

Coach John Calipari will meet with members of the media at least once a week in the Memorial Coliseum Media Room.

Game-day shoot-arounds are closed to the media.

**TELEPHONE PLAYER INTERVIEWS**  
Telephone interviews are available to the media on a call-back basis. Individual player and coach telephone numbers will not be given to members of the media.

Players are instructed not to conduct interviews when contacted directly by telephone. The Communications and Public Relations office will arrange for telephone interviews at a time most convenient for the student-athlete.

Other special requests are handled on a case-by-case basis.

**POSTGAME INTERVIEWS**  
Following each game, there is a cooling-off period, during which time the players shower and dress. Approximately 10 minutes after the game ends, Coach Calipari conducts his postgame press conference while a player speaks to the UK Sports Network.

Following Coach Calipari's press conference in the Rupp Arena interview room and the cooling-off period, selected UK players are available in the interview room.

## The Polls

Associated Press Top 25 Feb. 26	USA Today Coaches Poll Feb. 26
1. Houston (53) 2. Purdue (4) 3. UConn (5) 4. Tennessee 5. Marquette 6. Arizona 7. Kansas 8. Iowa State 9. North Carolina 10. Duke 11. Auburn 12. Creighton 13. Illinois 14. Alabama 15. Baylor 16. Kentucky 17. Saint Mary's 18. South Carolina 19. Washington State 20. San Diego State 21. Dayton 22. Utah State 23. Gonzaga 24. Florida 25. South Florida	1. Houston (25) 2. UConn (3) 3. Purdue (4) 4. Tennessee 5. Marquette 6. Iowa State 7. Arizona 8. North Carolina 9. Kansas 10. Duke 11. Auburn 12. Creighton 13. Alabama 14. Baylor 15. Kentucky 16. Illinois 17. Saint Mary's 18. South Carolina 19. San Diego State 20. Dayton 21. Washington State 22. Gonzaga 23. Utah State 24. Florida 25. South Florida
Receiving Votes: BYU, Texas Tech, TCU, Clemson, Wake Forest, Wisconsin, Nevada, Colorado State, Arizona State, New Mexico, Florida Atlantic, Oklahoma, Nebraska, Mississippi State, Washington, Appalachian State, McNeese, Loyola Chicago, Indiana State, Northwestern, Boise State	Receiving Votes: BYU, Wake Forest, TCU, Texas Tech, Wisconsin, Oklahoma, Clemson, Nevada, Virginia, Appalachian State, Nebraska, Seton Hall, Loyola Chicago, Northwestern, Indiana State, James Madison, Boise State

## SEC Standings

Team	SEC Record	Overall Record
Tennessee	12-3	22-6 (.786)
Alabama	12-3	20-8 (.714)
South Carolina	11-4	23-5 (.821)
Kentucky	10-5	20-8 (.714)
Florida	10-5	20-8 (.714)
Auburn	10-5	21-7 (.750)
Mississippi State	8-7	19-9 (.679)
LSU	7-8	15-13 (.536)
Ole Miss	6-9	19-9 (.679)
Texas A&M	6-9	15-13 (.536)
Georgia	5-10	15-13 (.536)
Arkansas	5-10	14-14 (.500)
Vanderbilt	3-12	8-20 (.286)
Missouri	0-15	8-20 (.286)

## UK in the Rankings

Team Rankings		
Category	Stat	SEC [NCAA]
Scoring	88.8	2nd [3rd]
Scoring Defense	78.3	13th [320th]
Scoring Margin	+10.5	4th [32nd]
Free-Throw %	.766	3rd [24th]
Field-Goal %	.495	1st [9th]
Field-Goal % Def.	.426	7th [116th]
3-Point FG %	.407	1st [1st]
3-Point FG % Def.	.324	5th [115th]
Rebounds Per Game	37.43	7th [86th]
Opponent Rebs. Per Game	37.18	13th
Rebounding Margin	+0.2	8th [204th]
Blocks Per Game	6.2	1st [2nd]
Assists Per Game	17.2	3rd [16th]
Steals Per Game	8.1	4th [55th]
Turnover Margin	+2.3	3rd [55th]
Assist-to-TO Ratio	+1.69	2nd [10th]
Off. Rebs. Per Game	10.00	11th [198th]
Def. Rebs. Per Game	27.43	3rd [39th]
Def. Rebound %	.691	11th
Off. Rebound %	.287	10th
3-Point FG Per Game	9.7	2nd [17th]
Individual Rankings		
Category/Player	Stat	SEC [NCAA]
Assist-to-TO Ratio/Sheppard	2.29	5th [89th]
Assist-to-TO Ratio/Mitchell	2.27	6th [94th]
Assist-to-TO Ratio/Wagner	2.08	9th [133rd]
Assist-to-TO Ratio/Dillingham	1.94	10th [152nd]
Assists Per Game/Sheppard	4.2	4th [114th]
Assists Per Game/Dillingham	3.7	10th [177th]
Assists Per Game/Wagner	3.5	13th [238th]
Assists Per Game/Mitchell	3.1	15th [311th]
Blocks Per Game/Mitchell	1.14	11th [183rd]
Double-Double/Mitchell	4	7th [199th]
Double-Double/Bradshaw	1	23rd [567th]
Double-Double/Onyenso	1	23rd [567th]
Double-Double/Sheppard	1	23rd [567th]
Double-Doubles/Thiero	1	23rd [567th]
Double-Doubles/Wagner	1	23rd [567th]
Field-Goal %/Reeves	.501	6th [101st]
Field-Goal %/Dillingham	.483	8th [136th]
Free-Throw %/Reeves	.879	4th [34th]
Minutes Per Game/Mitchell	33.05	5th [215th]
Points Per Game/Reeves	19.9	3rd [33rd]
Points Per Game/Dillingham	14.8	15th [297th]
Def. Rebs. Per Game/Mitchell	5.77	2nd [87th]
Rebounds Per Game/Mitchell	7.5	5th [127th]
Steals Per Game/Sheppard	2.71	1st [7th]
3-Point %/Reeves	.442	1st [4th]
3-Pointers Per Game/Reeves	2.57	2nd [76th]
3-Pointers Per Game/Sheppard	2.14	11th [211th]
3-Pointers Per Game/Dillingham	1.96	16th [287th]

\*as of Feb. 27

## Upcoming in the SEC

Contest	Time	TV Network
<b>March 2-9</b>		
<b>Saturday, March 2</b>		
Florida at South Carolina	Noon	ESPN
Arkansas at Kentucky	1:30 p.m.	CBS
LSU at Vanderbilt	3:30 p.m.	SEC Network
Mississippi State at Auburn	4 p.m.	ESPN2
Texas A&M at Georgia	6 p.m.	SEC Network
Tennessee at Alabama	8 p.m.	ESPN
Ole Miss at Missouri	8:30 p.m.	SEC Network
<b>Tuesday, March 5</b>		
Ole Miss at Georgia	7 p.m.	SEC Network
Alabama at Florida	9 p.m.	ESPN
Auburn at Missouri	9 p.m.	SEC Network
<b>Wednesday, March 6</b>		
LSU at Arkansas	7 p.m.	SEC Network
Tennessee at South Carolina	7 p.m.	ESPN2
Mississippi State at Texas A&M	9 p.m.	
Vanderbilt at Kentucky	9 p.m.	SEC Network
<b>Saturday, March 9</b>		
Arkansas at Alabama	Noon	ESPN
Texas A&M at Ole Miss	2 p.m.	CBS
South Carolina at Mississippi State	2:30 p.m.	SEC Network
Kentucky at Tennessee	4 p.m.	CBS
Florida at Vanderbilt	4:30 p.m.	SEC Network
Georgia at Auburn	6:30 p.m.	SEC Network
Missouri at LSU	8:30 p.m.	SEC Network

\*as of Feb. 28





# NOTES

## Honoring the Cats

<b>Aaron Bradshaw</b>
• SEC Freshman of the Week (Jan. 8)
<b>Rob Dillingham</b>
• Associated Press National Player of the Week (Feb. 6)
• SEC Freshman of the Week (Feb. 5)
<b>Justin Edwards</b>
• Fox Sports National Guard of the Week (Feb. 26)
• SEC Co-Freshman of the Week (Feb. 26)
<b>Antonio Reeves</b>
• Oscar Robertson Trophy and All-American Watch List
• Naismith Trophy Men's College Player of the Year Midseason Team
• Wooden Award late season Top 20
• Jerry West Award Top 10
• Dick Vitale National Player of the Week (Jan. 22)
• Bluegrass Sports Commission MVP of Kentucky-Louisville Game (Dec. 21)
<b>Reed Sheppard</b>
• SEC Freshman of the Week (Dec. 26)
• SEC Freshman of the Week (Dec. 4)
<b>D.J. Wagner</b>
• SEC Freshman of the Week (Jan. 22)
• SEC Freshman of the Week (Dec. 18)
• SEC Freshman of the Week (Nov. 27)

## Clutch Free Throws

Free throws during a two-possession game (six points or less) at any point with 3:00 or less to play or overtime:		
Player	FTs	Pct.
Reed Sheppard	22-25	.880
Antonio Reeves	5-6	.833
D.J. Wagner	5-6	.833
Justin Edwards	3-4	.750
Rob Dillingham	8-11	.727
Ugonna Onyenso	4-6	.667
Aaron Bradshaw	4-7	.571
Tre Mitchell	6-11	.545
Adou Thiero	0-2	.000
<b>Kentucky</b>	<b>56-75</b>	<b>.747</b>

## All-Time Winningest Schools

SCHOOL	WINS
1. Kentucky	2,395
2. Kansas	2,391
3. North Carolina	2,365
4. Duke	2,294
5. UCLA	2,001
6. Syracuse	1,992
7. Temple	1,987
8. Notre Dame	1,961
9. St. John's	1,938
10. Indiana	1,927

*\*As of Feb. 27, 2024*

## Last Time Out: Mississippi State Recap

No. 16 Kentucky found itself in a tough spot at Mississippi State on Tuesday night. Early in the second half, the Cats trailed 52-39 and appeared to be headed for another road loss in the Southeastern Conference.

Luckily for the Cats, freshman Reed Sheppard had other ideas. The London, Kentucky, native scored 23 of his career high 32 points in the second half, including the game-winning runner with less than a second remaining, as Kentucky rallied to win 91-89 inside Humphrey Coliseum.

Sheppard did it all for the Cats on Tuesday. In addition to his scoring, he had seven assists, five rebounds, two blocked shots and two steals, including one on MSU's final possession, thwarting any opportunity for a final shot for the Bulldogs.

Kentucky (20-8, 10-5 SEC) got 21 points from Antonio Reeves, his 16th 20-point game of the season and his fourth in a row. Adou Thiero scored 11 points and D.J. Wagner had 10 for the Cats.

Mississippi State (19-9, 8-7) started the game hot, jumping out to a 14-3 lead, including 11 consecutive points. UK got a dunk from Zvonimir Ivisic, then a Justin Edwards layup, cutting the deficit to 14-7. A Sheppard three made it 14-10.

MSU stretched the lead to 21-14 before Sheppard hit another three to make it 21-17. After an MSU three-point play, Thiero hit a three from the right corner to cut it to 24-20. MSU added two free throws before a Thiero dunk. After a Tolu Smith bucket for state, Reeves hit a three to get the Cats within three, 28-25.

Another Smith layup made it 30-25 before Sheppard hit his third three of the first half to make it 30-28. The teams would trade baskets before MSU ran off five in a row to lead 37-30 with 2:50 left in the half. A Reeves bucket cut it to 37-32 but D.J. Jeffries and Josh Hubbard hit threes to give the Bulldogs a 43-32 advantage. UK got a Wagner three late in the half but MSU led 43-35 at the break.

MSU scored the first five points of the second half before Kentucky got a Reeves jumper and a Thiero layup to make it 47-39. However, the Bulldogs scored the next five and led 52-39, forcing a UK timeout.

The Cats would answer out of the stoppage in play. Rob Dillingham hit a pair of free throws, then assisted on a Thiero dunk. A driving basket by Reeves cut the deficit to 52-45 with 16:35 remaining.

Mississippi State scored the next four to extend the lead to 56-45 before Sheppard drove to the basket and made a layup. On the next UK possession, Reeves hit a three, making it 56-50. After an MSU basket, Reeves made a shot and was fouled. He converted the three-point play to make it 58-53.

The Bulldogs would extend the lead to 60-53 before Sheppard drove to the basket, made the shot and was fouled. His three-point play got UK within four, 60-56. A Thiero dunk got the Cats within two, 60-58. But Smith scored for the Bulldogs, making it 62-58 with 10:25 remaining.

After a couple of empty possessions for both teams, Sheppard hit a floater to get the Cats within two, 62-60. MSU answered with another Smith basket but Sheppard hit a three to cut it to one, 64-63 with 7:29 to play.

The Bulldogs scored the next five before Reeves hit a basket and Sheppard got a steal and a layup, making it 69-67. After an MSU basket, the Cats got two free throws from Wagner and a three from Dillingham to lead for the first time, 72-71, with 4:24 remaining. The next time down, Dillingham hit Bradshaw for a dunk, giving UK a 74-71 lead.

Smith would get MSU within one on a putback basket but a Dillingham layup made it 76-73 with 1:56 to play. A pair of free throws got the Bulldogs within one but Sheppard answered with a basket in the lane, then a layup and free throw, giving UK an 81-75 advantage with 1:10 remaining.

Two Dillingham free throws made it 83-75 before a Hubbard three cut it to 83-78 with 50 seconds to play. Reeves hit two free throws before Hubbard hit another three, cutting it to 85-81 with 43 seconds left.

Sheppard hit two free throws to extend the lead to six but MSU scored the next five to make it 87-86 with 20 seconds to play. Sheppard hit two more free throws with 16 seconds to play, making it 89-86. Hubbard tied the game on a three with 10 seconds to play, setting the stage for Sheppard's heroics.

### Cats Yet to be at Full Strength for a Complete Game

With only three regular-season games remaining, the 2023-24 season, the Wildcats have yet to be at full strength for a full game. The Wildcats' highly-anticipated full roster made its debut against Ole Miss on Feb. 13, but early in the second half Tre Mitchell suffered a left shoulder injury and did not return. He missed road games at Auburn, LSU and Mississippi State and the home game with Alabama with the injury.

Eight players have missed a total of 52 games because of injury,

illness or other factors. Among regular-rotation players only Antonio Reeves, Reed Sheppard and Jordan Burks have been available every game.

**Aaron Bradshaw:** Missed the team's first seven games recovering from offseason foot surgery. He returned to action Dec. 2 vs. UNC Wilmington

**Rob Dillingham:** Missed the game at Arkansas with an illness

**Justin Edwards:** Missed the home game vs. Florida with a leg injury

**Zvonimir Ivišić:** Missed the team's first 16 games of the season and was cleared to play for the Georgia game on Jan. 20

**Tre Mitchell:** Did not play at Vanderbilt or at home vs. Gonzaga with a back injury. Returned against Ole Miss but missed the majority of the second half with a left shoulder injury and did not play at Auburn, at LSU, at Mississippi State or at home against Alabama

**Ugonna Onyenso:** Missed the team's first nine games recovering from offseason foot surgery. He returned to action Dec. 16 vs. North Carolina

**Adou Thiero:** Has missed eight total games this season, including seven in row beginning with the Dec. 29 game vs. Illinois State

**D.J. Wagner:** UK's everyday starter at point guard, missed UK's games against UNC Wilmington and back-to-back home games against Florida and Tennessee, as well as the road game at Vanderbilt with a separate ankle injuries. Wagner has been out of the lineup in losses to UNC Wilmington, Florida and Tennessee

### A Look at the SEC Race with Three to Play

If the season concluded on Feb. 28, the Wildcats would own the No. 4 seed in the Southeastern Conference Tournament. There's a lot left to be decided from now until tipoff in Nashville on March 13. Kentucky is two games back of first place, but could also still finish as low as eighth. Here's a look at the remaining schedule and tiebreaker scenarios for the Cats:

- Tennessee (at UA, at SC, vs. UK) - UT owns tiebreaker based on head-to-head matchup, will play in final game of season
- Alabama (vs. UT, at UF, vs. ARK) - UK owns tiebreaker based on head-to-head matchup
- South Carolina (vs. UF, vs. UT, at MSU) - SC owns tiebreaker based on head-to-head matchup
- Kentucky (vs. ARK, vs. VU, at UT)
- Florida (at SC, vs. UA, at VU) - Kentucky owns tiebreaker based on win over Alabama
- Auburn (vs. MSU, at MIZZ, vs. UGA) - UK owns tiebreaker based on head-to-head matchup
- Mississippi State (at AU, at TAMU, vs. SC) - Kentucky owns tiebreaker based on head-to-head 2-0 record
- LSU (at VU, at ARK, vs. MIZZ) - LSU owns tiebreaker based on head-to-head matchup

### Antonio Th-REEVES: All-America Candidate

Senior Antonio Reeves is firmly cemented in the race to become an All-American. He is among the final 10 candidates for the Jerry West Award, honoring the nation's best shooting guard as well as a Wooden Award late season Top 20 finalist, the Naismith Trophy midseason list and an Oscar Robertson Trophy Watch List member.

He is UK's leading scorer at 19.9 points per game (in the John Calipari era, only Jamal Murray at 20.0 points per game averaged more). Reeves is tallying marks of 50.1% from the field, 44.2% from 3-point range and 87.9% from the free-throw line -- all career bests. He is the only Power 5 player averaging at least 1.5 made 3-pointers and tallying at least .490% from the field, .435 from 3-point range and .865 from the charity stripe.

He tallied 30 points in a win at Louisville and followed that performance with 27 against Illinois State. He was just the fourth UK player to ever score 30 or more in the series vs. Louisville. With the 30-point effort at Louisville, Reeves joined Oscar Tshiebwé (4), Malik Monk (4) and Jamal Murray (3) as the only players in the UK-Calipari era to have multiple games with 30 or more points.

Reeves has topped double-figure scoring in all but one game this season and eclipsed the 20-point plateau in 16 games. He is just the second UK player under John Calipari to have 20-plus career 20-or-more scoring efforts in his career, joining 2022 National Player of the Year, Tshiebwé, in that category. Eleven of his 26 career 20-plus point scoring efforts have come on the road.

The Chicago native has scored 20 or more in four straight games, including 21 in a win at Mississippi State on Tuesday. That's the longest streak of 20-point efforts for a UK player since PJ Washington did so in February of 2019.

Against Georgia, he eclipsed 2,000 career points combining his time at Illinois State and at Kentucky. As a Wildcat, he became the 62nd player in program history to amass 1,000 career points



2023-24 Lead-Deficit Comparison								
Opponent	Biggest Lead	Biggest Deficit	Biggest Run	Changes	Ties	Led	Trailed	Result
NEW MEXICO ST.	40 (2nd)	4 (1st)	17-0	2	0	36:41	3:01	W, 86-46
A&M-COMMERCE	22 (2nd)	13 (1st)	9-0	1	0	27:41	11:20	W, 81-61
vs. Kansas	14 (2nd)	9 (1st)	8-0	10	8	18:58	15:29	L, 89-84
STONEHILL	37 (2nd)	6 (1st)	14-0	3	1	35:46	3:45	W, 101-67
SAINT JOSEPH'S	9 (2nd)	5 (1st)	8-0	3	8	33:05	7:23	W, 96-88 <sup>OT</sup>
MARSHALL	41 (2nd)	2 (1st)	10-0	2	0	38:07	1:18	W, 118-82
MIAMI	29 (2nd)	6 (1st)	10-0	3	3	28:37	9:54	W, 95-73
UNC WILMINGTON	6 (2nd)	14 (1st)	9-0	4	2	4:27	34:30	L, 80-73
vs. Penn	17 (2nd)	-	10-0	-	2	37:41	0:00	W, 81-66
vs. North Carolina	12 (2nd)	1 (2nd)	8-0	2	3	37:13	0:16	W, 87-83
at Louisville	26 (2nd)	5 (1st)	12-0	7	4	33:14	4:31	W, 95-76
ILLINOIS STATE	28 (2nd)	4 (1st)	9-0	5	2	33:52	4:36	W, 96-70
at Florida	5 (2nd)	11 (1st)	7-0	4	7	5:25	28:35	W, 87-85
MISSOURI	15 (2nd)	2 (1st)	7-0	4	2	37:37	0:57	W, 90-77
at Texas A&M	7 (2nd)	11 (1st)	7-0	8	11	11:59	27:33	L, 97-92 <sup>OT</sup>
MISSISSIPPI STATE	20 (1st)	3 (1st)	13-0	2	1	37:37	1:06	W, 90-77
GEORGIA	28 (2nd)	3 (1st)	11-0	3	2	34:11	4:59	W, 105-96
at South Carolina	5 (1st)	20 (2nd)	6-0	5	2	7:09	29:25	L, 79-62
at Arkansas	10 (2nd)	10 (1st)	8-0	5	3	11:00	25:28	W, 63-57
FLORIDA	10 (1st)	7 (OT)	7-0	29	15	28:36	8:34	L, 94-91 <sup>OT</sup>
TENNESSEE	-	16 (2nd)	8-0	0	0	0:00	39:48	L, 103-92
at Vanderbilt	33 (2nd)	-	8-0	0	0	39:41	0:00	W, 109-77
GONZAGA	6 (2nd)	13 (1st)	12-0	5	2	5:02	33:49	L, 89-85
OLE MISS	17 (2nd)	6 (1st)	10-0	3	1	27:46	11:19	W, 75-63
at Auburn	16 (2nd)	-	9-0	0	1	38:39	0:00	W, 70-59
at LSU	15 (2nd)	5 (2nd)	16-0	13	12	14:13	16:50	L, 75-74
ALABAMA	37 (2nd)	5 (1st)	12-0	10	5	31:59	6:03	W, 117-95
at Mississippi State	8 (2nd)	13 (2nd)	7-0	1	2	4:14	34:18	W, 91-89
ARKANSAS	-	-	-	-	-	-	-	-
VANDERBILT	-	-	-	-	-	-	-	-
at Tennessee	-	-	-	-	-	-	-	-
BIGGEST/MOST	41	20	17-0	29	15	39:41	39:48	
TOTALS						699:30	365:07	

with 25 at LSU. He is one of three active players and 10 all-time to tally 1,000 career points at two different programs.

In two seasons with UK, Reeves has scored 1,046 points. The most in a two-year span as a Wildcat is 1,213 by Bill Spivey. Tshiebwe (1,117) is in second.

In his career with UK he has 52 double-digit scoring games, 41 games with multiple made 3s, 26 20-point games and eight games with five or more made 3s.

He's also moving up the charts in UK's record books from long range:

Kentucky Career Leaders in 3-Point Field Goals

- 1. Tony Delk (283 in 133 games, 2.13 per game)
- 2. Keith Bogans (254 in 135 games, 1.88 per game)
- 
- 10. Darius Miller (175 in 152 games, 1.15 per game)
- 11. John Pelphrey (160 in 114 games, 1.40 per game)
- 12. Anthony Epps (155 in 141 games, 1.10 per game)
- 13. Jeff Brassow (153 in 121 games, 1.26 per game)
- 14. Antonio Reeves (152 in 62 games, 2.45 per game)

Forever Young

Similar to early teams under John Calipari's direction, the 2023-24 Kentucky Wildcats are one of the nation's youngest teams. With an average age of 20.0 years, the Cats rank as the seventh youngest team in the country. Only Arizona, at 19.77 years is younger from a Power Five standpoint.

This UK team is powered by the nation's No. 1 recruiting class. Calipari has had success before with teams led by the nation's best first-year players. Results of other No. 1 ranked classes under Calipari and corresponding seasons:

- 2010 - 35-3 (SEC Champion, SECT Champion, Elite Eight)
- 2011 - 29-9 (SECT Champion, Final Four)
- 2012 - 38-2 (SEC Champion, National Champion)
- 2013 - 21-12
- 2014 - 29-11 (Final Four)
- 2016 - 27-9 (SEC Champion, SECT Champion, Sweet 16)
- 2017 - 32-6 (SEC Champion, SECT Champion, Elite Eight)

Similar Stories ...

In 15 years as head coach of the Wildcats, John Calipari has won a national title, claimed six Southeastern Conference regular-season crowns, six league tournament titles and won more NCAA tournament games than any other coach during this span. He's also led teams plagued by slow starts to memorable late-season runs:

- The 2020 squad suffered a home loss to Evansville in November, lost back-to-back games in Las Vegas prior to Christmas and fell to 16-5 on Feb. 1 with a loss at Auburn. The Wildcats would then rattle off eight straight wins and nine of their last 10 to win the SEC regular-season by a comfortable margin of three games. COVID-19's rise in the United States canceled the SEC and NCAA Tournaments
- In 2018, the Wildcats lost four in a row from Feb. 3-14, marking the first four-game losing streak during Calipari's UK tenure. That team went on to win nine of its next 10 games and captured the SEC Tournament title
- The 2017 squad lost three of four games from Jan. 24-Feb. 4 before rattling off 14 straight victories. Within that run, the Wildcats won the SEC Tournament title and marched all the way to the Elite Eight before a buzzer-beater by eventual champion North Carolina ended their tournament run
- In 2014, the freshman class was heralded as the best ever and pre-season expectations had fans dreaming of a 40-0 season. However, that team dropped nine regular-season games before putting together one of the most magical NCAA Tournament runs in program history. The Cats overcame double-digit deficits in all but one game and were led by late-game heroics from Aaron Harrison all the way to the NCAA Championship game
- In 2011, the Wildcats lost six times on the road in SEC play before charting a 10-game winning streak that included an SEC Tournament title and a run to Calipari's first Final Four with UK. Behind late-game heroics from Brandon Knight, that team knocked off the tournament's No. 1 overall seed in Ohio State and upset North Carolina to reach the Final Four

Reed This: Sheppard Stats' Snapshot

Reed Sheppard is the only player in the country that has amassed at least 70 steals, dished out at least 115 assists and made at least 60 3-pointers through Feb. 27. Through just 27 games, he was the only player in the history of the UK program to have those totals.

Per KenPom.com, his 3-point percentage of 51.7% ranks second in the country, his true-shooting percentage (69.5%), is fifth and his effective field-goal percentage ranks eighth (67.3%).

Sheppard had the game of his life in UK's come-from-behind win at Mississippi State on Feb. 27. The London, Kentucky, native poured in a career-high 32 points and added five boards, seven assists, two blocks and two steals. Twenty-three of his points came after half-

# NOTES

time. Eleven of them came in the final 93 seconds.

It was the only game of 30-or more points, seven-plus assists, five-plus rebounds, two-plus blocks and two-plus steals in the NCAA this season and one of only 11 such games going back to 1996-97. It is only the second by an SEC player in that time frame.

Furthermore, Sheppard is the first Kentucky player in the last 25 seasons to record multiple games with 25 points, five rebounds and five assists and the first Kentucky player with 30 points, five boards and five dimes in a game since Derek Anderson in November of 1996.

Meanwhile, Sheppard has been a nemesis defensively racking up 76 steals on the season. Since steals became an official stat in 1979, the 76 steals are the third-most by a UK player in program history. Only Rajon Rondo (87) and Wayne Turner (79) have more.

He became the first player in UK history to register five steals in three-consecutive games, collecting five thefts against Ole Miss (2/13), Auburn (2/17) and LSU (2/21).

The London, Kentucky, native's 2.714 per game average ranks seventh in the country and leads the Southeastern Conference. Rondo's 2.294 per game average is UK's single-season leader. No other player averaged at least 2.0 per game in program history.

The 6-foot-3 guard also leads the team with 118 assists on the year. His 4.21 per game average ranks fourth in the league. The 119 assists ranks as the 12th-most in single-season history by a UK freshman and he is the 53rd player in program history to have 119 or more assists in a season.

With a 51.7% 3-point clip, Sheppard would rank third in single-season history in that category if the season ended today. Cameron Mills made 42 of 79 (53.16) in 1996-97 and Travis Ford hit 101 of 191 (52.88) in 1992-93.

Sheppard is also averaging 12.5 points per game and has topped double-figure scoring in 18 games.

## Running, Gunning and Sharing ... Oh, My!

To say that Kentucky is clicking offensively would be an understatement.

- UK has scored at least 81 points in all but six games this season.
- This is the first UK team to score at least 81 points in 16 of its first 17 games of a season in program history.
- UK is averaging 88.8 points per game for the season. That ranks third in the country.
- Kentucky scored a Calipari-era record 118 points against Marshall.
- The Wildcats also put up a Rupp Arena-record 69 points in the opening half against the Thundering Herd.
- Kentucky's 95 points at Louisville are the most the Cardinals have ever surrendered at home at the KFC Yum! Center.
- The Wildcats' 90 points against Missouri were the most in an SEC game since scoring 90 in a 90-81 win over Alabama on Feb. 19, 2022.
- Kentucky scored 90 or more in four straight SEC games (Missouri, at Texas A&M, Mississippi State and Georgia) for the first time since scoring 107 at Vanderbilt (Jan. 4, 1994), 90 at Georgia (Jan. 8, 1994), 96 vs. Ole Miss (Jan. 12, 1994) and 93 vs. Tennessee (Jan. 15, 1994).
- The Wildcats scored 90 points against Mississippi State at home. It was the most the Bulldogs (a top-10 KenPom defense) has surrendered to date this season.
- Kentucky scored 109 points at Vanderbilt. It was the most points UK has scored against an SEC foe on the road since scoring 120 at Vanderbilt on Feb. 7, 1996.
- UK was 12 for 12 at the free-throw line at Vanderbilt. It was the most makes without a miss in a true road game since Jan. 28, 1989 at Ole Miss (13).
- The Wildcats matched that mark with a 12-for-12 free-throw performance at LSU as well.
- Kentucky scored 117 points in an upset of No. 13 Alabama. It marked the most ever against the Crimson Tide. It was the most ever vs. an Associated Press Top 25 ranked team in program history and the most since scoring 113 against No. 13 Notre Dame on Dec. 28, 1974. It was the most vs. an SEC opponent since scoring 120 at Vanderbilt on Feb. 7, 1996 and the most vs. an SEC foe inside of Rupp Arena since 127 vs. LSU on March 4, 1995.

- In back-to-back games against Alabama and at Mississippi State, UK combined to score 208 points. That's the most in a two-game span vs. SEC foes for UK since February of 1996.
- Kentucky has topped 100 or more points in a Calipari-era-record-tying five games.
- They're playing at a fast pace, averaging just 15.7 seconds per possession which ranks 21st in the country.
- UK is logging 15.68 fast-break points per game. That mark is the seventh best in the nation.
- Kentucky made at least 12 3-pointers in four straight games (Kansas, Stonehill, Saint Joseph's, Marshall) for the first time since December of 1989. UK has made at least eight in all but eight games this season.
- The Wildcats are averaging 9.7 made 3s per game. That is the 17th-best nationally.
- It's 3-point percentage (.407) paces in the country.
- UK has five players averaging double-figure points.
- Five Wildcats have multiple 20-point scoring efforts and six have at least one 20-point effort.
- For the first time in program history, 11 different players have scored at least 13 points in a game this season
- The Wildcats rank 10th in the country with a 1.69 assist-to-turnover ratio.
- Kentucky is dishing out 17.2 assists per game, ranking 16th in the country in that category. Four players have 68 or more assists (3.1 per game) thus far.
- Per KenPom, UK's offensive efficiency ranks sixth.
- Per KenPom, UK's effective field-goal percentage ranks sixth and its turnover percentage is ninth in the nation.

**UK Hall of Famer Tubby Smith Named 2024 SEC Legend**

University of Kentucky Hall of Famer and National Championship coach, Orlando "Tubby" Smith will represent the Wildcats as a member of the 2024 Southeastern Conference Legends class at the SEC Tournament in Nashville, Tennessee.

Past greats from all 14 SEC member institutions will be honored at the league tournament at Bridgestone Arena. Each legend will be recognized during halftime of their team's first game of the tournament, as well as a group introduction at halftime of the first semifinal game on Saturday.

Smith was head coach at Kentucky for 10 seasons, from 1998-2007, guiding the Wildcats to one national championship, five SEC regular-season crowns and five SEC Tournament titles. He compiled a record of 263-83 at UK, winning 76% of his games while taking on a schedule annually ranked among the nation's toughest. He was named National Coach of the Year three times and SEC Coach of the Year three times during his term in Lexington.

Smith led the "Comeback Cats" to the 1998 NCAA Championship after falling behind by 17, 10 and 12 points, respectively, in the second half of the Elite Eight, Final Four and National Championship games of the tournament.

Smith took UK to the NCAA Tournament in all 10 seasons in Lexington, fashioning a 23-9 record in the event, and was 20-5 in the SEC tourney.


He ranks eighth in league history with 308 victories between his time with Kentucky and Georgia. His 139 SEC regular-season victories ranks 12th all-time in league annals. His career winning percentage of 75.1% is sixth all-time and his 72.4% in SEC league games is the fifth best.

Smith became the third head coach to be retired to the Rupp Arena rafters. He was inducted into the UK Athletics Hall of Fame in 2013 and his jersey was retired in 2021.

The men's basketball legends program began in 1999 with classes honored every year with the exception of 2020, 2021, and 2022.

## The Winner is ... Justin Edwards!

The Wildcats garnered their eighth Southeastern Conference weekly award on Feb. 26

Measurables				
				
Wing Span	Lane Agility	Standing Vert.	Max Vert.	3/4 Court Sprint
1. Ugonna Onyenso - 7'4"	1. Reed Sheppard - 10.40	T1. Joey Hart - 33.0"	1. Jordan Burks - 40.5"	1. D.J. Wagner - 3.161
2. Aaron Bradshaw - 7'1"	2. D.J. Wagner - 10.50	T1. Kareem Watkins - 33.0"	2. Rob Dillingham - 40.0"	2. Antonio Reeves - 3.201
3. Jordan Burks - 7'0"	3. Rob Dillingham - 10.54	3. Rob Dillingham - 32.0"	T3. Joey Hart - 39.0"	3. Adou Thiero - 3.221
T4. Tre Mitchell - 6'11"	4. Brennan Canada - 10.95	4. Adou Thiero - 31.0"	T3. Kareem Watkins - 39.0"	4. Rob Dillingham - 3.225
T4. Adou Thiero - 6'11"	5. Antonio Reeves - 11.07	5. Jordan Burks - 30.5"	T5. Reed Sheppard - 38.5"	5. Reed Sheppard - 3.288
			T5. Adou Thiero - 38.5"	

\*Zvonimir Ivišić was not measured

Quick Facts
GENERAL INFORMATION
Location: Lexington, Ky.
Enrollment: 32,710
Founded: 1865
Colors: Blue and White
Nickname: Wildcats
Conference: Southeastern Conference
All-Time Record: 2,395-756-1 (76.0%)
Arena: Rupp Arena (20,500)
Rupp Arena Record: 659-85 (88.6%) - 48th season
NCAA Championships: 8 (1948, '49, '51, '58, '78, '96, '98, 2012)
NCAA Runners-Up: 4 (1966, '75, '97, 2014)
NCAA Tournament Record: 129-53 (70.9%)
Last NCAAT Appearance: 2022, First Round
President: Dr. Eli Capilouto (Alabama, 1971)
Athletics Director: Mitch Barnhart (Ottawa, 1981)
MBB Administrators: Marc Hill (Iowa Wesleyan, 1993), Ray Oliver (Kansas, 1985)
Head Coach: John Calipari (Clarion, 1982)
Calipari On-Court Record: 852-261 (76.5%)
Calipari UK Record: 407-121 (77.1%)
Athletics Phone Number: 859.257.8000
Starters Returning/Lost: 0/5
Players Returning/Lost: 7/8





# NOTES

when Justin Edwards earned his first SEC Freshman of the Week honor. He averaged 18.5 points, and shot 92.9% from the field against LSU and No. 13 Alabama. Edwards exploded for a career-high 28 points and was a perfect 10 of 10 from the field in the upset of the Tide. He hit a career-high four 3-pointers and became just the third player in program history to make all 10 or more of his attempts from the field. He also contributed five boards, two steals and two assists in the win.

Kentucky has dominated the weekly SEC awards with John Calipari at the helm. UK has won more weekly SEC honors (133) than any other school during the Calipari era, including 102 SEC Freshman of the Week awards and 31 SEC Player of the Week honors.

Additional honors this season:

- Aaron Bradshaw was the Freshman of the Week on Jan. 8 after scoring 10 points in the final 9:05 of UK's 87-85 win over Florida.
- Rob Dillingham captured the award on Feb. 5. He averaged 27.5 points, four assists and 2.5 rebounds against Florida and No. 5 Tennessee. Dillingham opened the week with 20 points, four assists and four rebounds against the Gators. He then scored a career-high 35 points on 14-of-20 (.700) shooting from the field and 6-of-8 (.750) shooting from 3-point range. He was also tabbed the Associated Press National Player of the Week for his efforts.
- Reed Sheppard was the Freshman of the Week on Dec. 4 after he averaged 23.0 points, 7.0 rebounds and 5.0 assists per game against No. 8 Miami and UNC Wilmington. He won for a second time on Dec. 26 after registering his first double-double with 11 points and 11 assists in the road victory at Louisville
- D.J. Wagner was the Freshman of the Week on Nov. 27 after averaging 25.0 points and 5.5 assists per game in an overtime win over Saint Joseph's and a record-breaking victory over Marshall. He earned the honor again on Dec. 18 after producing 14 points, a season-high six rebounds and five assists in a game-high 35 minutes in the upset of No. 9 North Carolina. He earned it a league-high third time on Jan. 22 after averaging 12.5 points and 6.0 assists per game as UK earned victories over both Mississippi State and Georgia. The Camden, New Jersey, native posted his first-career double-double in the win over Georgia, tallying 18 points and a career-high 10 assists

## Associated Press Poll All-Time Leader

Not only is Kentucky the nation's all-time wins leader and the team with the best all-time winning percentage, it has been ranked in the Associated Press more than any other program.

Kentucky has been ranked in the AP poll during 966 weeks in the poll's 75-year history. North Carolina (953), Duke (889), Kansas (856) and UCLA (737) round out the top five.

The Wildcats were ranked No. 1 for the first time in the second month of the poll in Feb. 1949. UK has played a total of 252 games as the nation's top-ranked team, including 77 under current coach John Calipari.

## U-Gonna Get Blocked

A staple of John Calipari-coached defenses is the ability to block shots and the 2023-24 squad resembles some of his early teams with a trademark shot-blocker.

Led by sophomore Ugonna Onyenso the Wildcats rank second in the country with 6.2 blocks per game. Since Onyenso returned to the lineup against North Carolina, UK is rejecting 6.9 shots per game -- that mark would rank first overall. Per KenPom.com, UK's 16.3 block percentage ranks third in the country. Onyenso's 15.5% leads the country, while Zvonimir Ivisic's 14.4 clip would rank second if either had played in the minimum required number of games.

- Onyenso tied David Robinson (Navy, 1987) with 10 blocks inside of Rupp Arena on Feb. 13 against Ole Miss. It's the most blocks for a UK player ever in the building's history.
- The 10 blocks were the most since Nerlens Noel had a program-record 12 swats at Ole Miss in 2013.
- Onyenso has charted multiple blocks in 12 games.
- He leads the team with 52 blocks, but UK is getting contributions from Tre Mitchell (25), Reed Sheppard (22), Adou Thiero (21), Aaron Bradshaw (17) and Zvonimir Ivisic (14) as well.

## John Calipari Captures Win No. 400 as UK's Head Coach

Kentucky head coach John Calipari claimed his 400th win as UK's head coach on Jan. 17, 2024 in a 90-77 victory over Mississippi State. His record now stands at 407-121.

- With that win, Calipari became the third-fastest active head coach to 400 wins at a single program, trailing only Bill Self (Kansas - 484 games) and Mark Few (Gonzaga - 499 games). Calipari needed just 516 games to reach the 400-win plateau, and in Division I history he reached that milestone in the eighth-fewest games. Adolph Rupp in just 477 games was the fastest to achieve the feat.
- Among active head coaches, Calipari leads:
  1. With 110 victories at the Associated Press No. 1 team
  2. Six wins against AP No. 1 ranked teams
  3. Most NCAA Tournament wins (57)
  4. Most Sweet 16 appearances (15)
  5. Most 20-win seasons (28)
  6. Most 30-win seasons (10)
  7. Most wins in overtime (33-19 record)

## S-E-C! S-E-C! S-E-C!

Kentucky is the Southeastern Conference's gold standard. Since the SEC's inception in 1932-33, the Wildcats are the most dominant team in the league, recording a 1,056-308 mark (77.4%) in regular-season conference play. Only Alabama has won more than 800 regular-season SEC games and no other team owns a better winning percentage.

- UK has averaged 11.6 wins and only 3.4 losses per season in 90 seasons in the SEC
- Kentucky has won 49 SEC regular-season titles and 31 SEC Tournament championships
- Kentucky is 12-3 in the opening game of the SEC season under John Calipari and 14-1 in the first home league opener. UK is 70-20 all-time in SEC openers
- The Wildcats have won 16 of the last 30 SEC Tournaments (the 2020 one was not played because of the COVID-19 pandemic)
- UK has captured at least a share of six of the last 14 SEC regular-season championships under John Calipari
- Kentucky has played in the championship game of the SEC Tournament in eight of Calipari's 13 tours, winning six times (2020 tournament not played because of COVID)
- UK won its 1,000th game in SEC regular-season action vs. Alabama on Jan. 11, 2020. Kansas has won 1,000 conference games when combining its records in the Big 6, Big 7, Big 8 and Big 12, but no other team in the country had won 1,000 or more regular-season league games in one conference alone
- Eight teams made the 2023 NCAA Tournament field
- The SEC has had 43 NCAA Tournament selections over the last six tournaments
- The SEC went 9-8 in NCAA Tournament games in 2023. SEC teams were 87-57 (60.4%) in the NCAA tourney since 2012
- The league has advanced at least one team to the Elite Eight in 10 of the last 13 tournaments and nine different SEC teams have advanced to the Sweet Sixteen in the last six NCAA Tournaments
- As of the Feb. 26 Associated Press Top 25, the SEC has six teams ranked in the top 25 and one more is receiving votes

## Points Per Possession

Game	Off. PPP	Def. PPP
NEW MEXICO STATE	1.23	0.66
TEXAS A&M-COMMERCE	1.23	0.92
vs. Kansas	1.01	1.07
STONEHILL	1.36	0.91
SAINT JOSEPH'S	1.20	1.10
MARSHALL	1.48	1.02
MIAMI	1.32	1.01
UNC WILMINGTON	0.95	1.04
vs. Penn	1.14	0.93
vs. North Carolina	1.07	1.02
at Louisville	1.25	1.00
ILLINOIS STATE	1.35	0.99
at Florida	1.06	1.04
MISSOURI	1.18	1.01
at Texas A&M	1.15	1.21
MISSISSIPPI STATE	1.30	1.12
GEORGIA	1.27	1.16
at South Carolina	0.98	1.25
at Arkansas	0.90	0.81
FLORIDA	1.14	1.18
TENNESSEE	1.24	1.39
at Vanderbilt	1.47	1.04
GONZAGA	1.20	1.25
OLE MISS	1.04	0.88
at Auburn	1.04	0.88
at LSU	1.04	1.06
ALABAMA	1.46	1.19
at Mississippi State	1.25	1.22
ARKANSAS	-	-
VANDERBILT	-	-
at Tennessee	-	-

## Overall

UK offensive high - 1.48, MARSHALL, (11/24)  
UK offensive SEC high - 1.47, at Vanderbilt (2/6)  
UK offensive postseason high -  
UK offensive low - 0.90, at Arkansas (1/27)  
UK offensive SEC low - 0.90, at Arkansas (1/27)  
UK offensive postseason low -

Opp. offensive high - 1.39, vs. TENNESSEE (2/3)  
Opp. SEC high - 1.39, vs. TENNESSEE (2/3)  
Opp. postseason high -  
Opp. offensive low - 0.66, NEW MEXICO ST. (11/6)  
Opp. SEC low - 0.81, at Arkansas (1/27)  
Opp. postseason low -

## Wins vs. Losses in 2023-24

Result	FG%	Opp. FG%	3-Pt. FG%	Opp 3-Pt. FG%	FT%	RPG	APG	TOPG	BPG	SPG	PPG	Opp PPG
Wins	.526	.416	.424	.301	.772	37.1	18.7	10.3	5.9	8.7	91.7	74.4
Losses	.424	.448	.365	.383	.752	38.4	13.8	10.0	7.1	6.6	81.6	88.3



# NOTES

## Playing the New Role of Underdog

Led by 15th-year head coach John Calipari, Kentucky was picked fourth in the Southeastern Conference Preseason Poll, behind Tennessee, Texas A&M and Arkansas. Freshman Justin Edwards was named to the preseason All-SEC First Team, while senior Antonio Reeves garnered preseason All-SEC Second Team laurels by the media. The coaches voted Reeves to the first team and Edwards to the early-season second team.

- UK has won the regular-season title 49 times in the history of the program
- Kentucky has captured the SEC Tournament crown 31 times
- Calipari has directed his teams to regular-season SEC crowns in 2010, 2012, 2015, 2016, 2017 and 2020
- Kentucky has claimed the SEC Tournament title six times under his direction in 2010, 2011, 2015, 2016, 2017 and 2018

## Calipari Leading the Way in SEC Play

John Calipari leads the way among all current SEC head coaches in 2023-24 in career wins, league victories and titles. He is also ascending the all-time charts in league history:

- With 407 victories as UK's head coach, he's one of only four coaches to amass 400 or more wins at an SEC program. Adolph Rupp (875), Billy Donovan (467) and Dale Brown (448) are the others
- Calipari is now tied for fourth all-time in SEC regular-season wins with 195. Rupp (397) has the most. C.M. Newton is tied with Calipari for fourth with 195. Donovan (200) and Brown (238) are the others ahead of Calipari
- Calipari is 24-7 in the SEC Tournament. His 24 victories are tied with Tubby Smith for the third-most in tournament history. Only Donovan (27) and Wimp Sanderson (25) have more
- Calipari has won six SEC Tournament titles. Only Alabama (8) has more in program history than Calipari has won in total
- From his time at UMass, Calipari ranks ninth in total wins (193) and eighth in wins in Atlantic 10 regular-season play (91). In his time at Memphis, Calipari accumulated the second-most total victories (252) and the most regular-season wins (133) in Conference USA history

## Cats Give Back

As part of the University of Kentucky's commitment to the people of the Commonwealth and Big Blue Nation around the globe, the Wildcats continue to give back to those in need.

- Dating back to his time at Memphis, John Calipari has worked with local businesses to partner and help families (usually around 10-12 families) in need for the holidays. Families are identified by local leaders and are uplifted with gifts, gift cards, food for the holidays and even rent checks. UK players helped host a reception with a holiday meal and Christmas carols sung on Dec. 17 to continue Calipari's tradition
- Kentucky spent Thanksgiving serving lunch to people in need alongside the Salvation Army
- The Wildcats spent time at Philadelphia's Philabundance packing boxes of food prior to their game vs. Penn
- All ticket revenue from the Cats' annual Blue-White Game, went to Team Kentucky benefiting people in the state of Kentucky who have been impacted by devastating flooding and tornadoes during the past two years.
- Kentucky's men's and women's basketball team partnered with the Mamba and Mambacita Foundation to host a youth skills academy for underprivileged local boys and girls for the

second straight season

## Cats Historically Don't Count on the 3 ... But are Firing Away (and making!) in 2023-24

Kentucky has never been reliant on the 3 under John Calipari, but this 2023-24 team is bucking the trend. Kentucky is averaging 32.8% of its points from distance and a whopping 36.8% of its field-goal attempts are from 3-point range. The percentage of attempts is the highest in the Calipari era, while the percentage of makes is also one of the highest.

Against Stonehill, UK drained a Calipari-era record 17 3-pointers. That mark is also the most since making 20 against LSU in 1995. The Cats didn't just make their shots, however, they did it at a 53.1% clip. The Wildcats hit 15 of 26 at Vanderbilt, good for 57.7% and made 13 of 24 (54.2%) in the upset of No. 13 Alabama.

Kentucky drained at least 12 3-pointers in four straight games from Nov. 14-24. That was the longest streak of at least 12 makes since December of 1989. UK has made at least eight in 20 games.

The highest percentage of 3-point shots taken under Calipari was the 2010-11 Final Four team that lofted 32.4% of its shots from beyond the arc. That team is also Calipari's top 3-point shooting team at Kentucky. The most attempts per game in the Calipari era was the 2016-17 squad that took 19.89 3-point shots per game. This squad is taking 23.9 attempts per game. UK is averaging 9.71 made 3-pointers this season. Only two teams in UK's storied history have averaged 10 or more made 3-pointers for the year: 1992-93 (10.0 per game) and 1989-90 (10.1 per game).

Not relying on the three certainly hasn't hurt the Wildcats. UK is 10-3 all-time under Calipari when making one or fewer from long range.

Year	% of Attempts from 3	3-Point FG%
2009-10:	.304	.363
2010-11:	.324	.397
2011-12:	.265	.378
2012-13:	.293	.346
2013-14:	.276	.332 (lowest)
2014-15:	.271 (lowest)	.349
2015-16:	.310	.366
2016-17:	.316	.353
2017-18:	.258	.357
2018-19:	.296	.354
2019-20:	.266	.343
2020-21:	.322	.336
2021-22:	.279	.347
2022-23:	.300	.347
2023-24:	.368 (highest)	.407 (highest)

## Freshmen Phenoms

Kentucky's latest No. 1-ranked recruiting class has been another collection of the best talent the country has to offer -- and they've lived up to the hype in big ways.

- Aaron Bradshaw quickly made his presence felt. In UK's win over Penn in just his sec-

## UK's Record vs. AP Ranked Opponents and as an AP Ranked Opponent Under Cal

	Opponent Rank																											
Kentucky (RK)	1	2	3	4	5	6	7	8	9	10	11	12	13	14	15	16	17	18	19	20	21	22	23	24	25	RV	NR	TOTAL
1	-	0-1	0-1	1-0	2-0	2-0	-	2-0	1-0	-	0-1	-	-	-	-	2-0	1-0	1-0	-	1-0	3-0	1-0	-	-	-	6-2	46-3	69-8
2	1-0	-	-	0-1	1-0	0-1	-	-	-	-	-	1-0	1-0	-	1-0	-	1-0	-	0-1	-	-	-	-	-	-	4-0	24-0	34-3
3	-	-	-	1-0	-	-	-	-	0-1	-	-	1-0	-	-	-	-	-	-	-	0-1	-	-	-	-	-	1-0	17-0	20-2
4	-	0-2	-	-	-	-	0-1	0-1	-	-	-	-	-	1-0	-	0-1	-	-	-	-	-	-	-	-	2-0	2-0	12-2	17-7
5	1-0	-	-	-	-	0-1	-	-	0-1	1-0	-	-	-	-	-	-	-	-	0-1	-	-	-	-	1-0	-	2-0	13-0	18-3
6	-	-	-	-	0-1	-	1-0	1-0	-	0-1	-	-	-	-	-	-	-	0-1	1-0	-	-	-	-	-	-	2-0	12-4	17-7
7	-	-	-	0-1	-	-	-	-	-	-	1-0	-	-	0-1	-	-	-	-	1-0	-	-	-	-	-	-	-	7-2	9-4
8	-	-	-	-	-	-	-	-	1-0	-	-	-	1-0	-	1-0	-	-	-	-	-	-	1-0	-	0-1	-	3-3	15-0	22-4
9	-	-	-	-	-	-	-	-	-	-	-	-	-	-	-	-	-	-	-	-	-	-	-	-	-	-	10-2	10-2
10	-	-	-	-	0-1	-	-	-	0-1	-	-	-	-	0-1	-	-	-	-	-	-	-	-	-	-	-	3-4	15-4	18-11
11	1-0	-	-	-	-	-	1-0	-	0-1	-	-	-	1-0	-	-	-	-	0-1	-	-	-	2-0	-	-	-	-	6-1	11-3
12	-	0-1	-	-	1-0	-	-	1-0	-	-	-	-	-	1-0	-	1-0	-	-	-	-	-	-	-	-	-	2-0	5-2	11-3
13	-	-	-	-	-	-	-	-	-	-	-	-	-	-	-	0-1	0-1	-	-	-	-	-	-	-	-	1-0	8-2	9-4
14	-	-	0-1	-	-	-	-	-	1-0	-	-	-	-	-	-	-	-	-	-	-	-	-	-	-	-	1-1	9-1	11-3
15	-	-	-	-	-	-	-	-	-	-	-	1-0	-	-	-	-	-	1-0	-	-	-	-	-	-	-	1-0	7-0	10-0
16	-	-	-	-	-	-	-	-	-	-	-	-	-	-	-	-	1-0	-	-	-	0-1	-	-	-	-	3-0	11-1	15-2
17	0-1	-	-	-	-	-	-	-	-	-	-	-	1-0	-	-	-	-	-	-	-	-	-	1-1	-	-	0-1	6-3	8-6
18	-	-	-	-	-	-	-	-	-	-	-	-	-	-	-	-	-	-	-	-	-	1-0	0-1	-	-	3-2	9-1	13-4
19	-	-	1-0	1-0	-	-	-	-	1-0	-	-	-	-	-	-	-	-	-	-	-	-	-	-	-	-	1-1	5-0	9-1
20	-	-	-	0-1	-	-	0-1	-	-	-	-	-	-	-	-	-	-	-	-	-	1-0	-	-	-	-	-	4-2	5-4
21	-	-	-	-	-	-	-	-	-	-	-	-	-	-	-	-	-	-	-	-	-	-	-	-	-	2-0	2-1	4-1
22	-	-	-	-	-	-	-	-	-	-	-	-	2-0	-	-	-	-	-	-	-	-	-	-	-	-	2-0	5-1	9-1
23	-	-	-	-	-	-	-	-	-	-	-	-	-	-	-	-	-	-	-	-	-	-	-	-	-	1-2	3-1	4-3
24	-	-	-	-	-	-	-	-	-	-	-	-	-	-	0-1	-	-	-	-	-	-	-	-	-	-	-	0-1	0-2
25	0-1	-	-	-	-	-	0-1	-	-	-	-	-	-	-	-	-	-	-	-	-	-	-	-	-	-	-	1-1	1-3
RV	0-1	1-0	-	-	1-0	-	2-1	-	0-1	0-1	-	1-0	1-0	-	0-1	-	-	0-1	-	-	-	-	-	-	-	-	-	-
NR	-	-	-	0-1	1-0	-	-	-	0-1	1-0	1-1	-	-	-	-	1-0	-	0-1	1-0	-	-	0-1	-	-	-	-	-	-
TOTAL	3-3	1-4	1-2	3-4	6-2	2-2	4-4	4-1	4-6	2-2	2-2	4-0	7-0	2-2	2-2	4-2	3-1	2-4	3-2	1-1	4-1	5-1	1-2	1-1	1-0	Total	354-91	
																										Total	73-51	





NOTES

ond-career game. Bradshaw registered game highs in points (17) and rebounds (11) to go along with three blocked shots and a steal. It marked just the second double-double of the season for the Wildcats. He is just the third player in the John Calipari era to come off the bench and record at least 17 points, 11 boards and three blocks in a game. Only Oscar Tshiebwe (vs. Michigan State on Dec. 9, 2023) and Willie Cauley-Stein (vs. Ole Miss on Feb. 4, 2014) had done it. Bradshaw then came up clutch in the road win at Florida with all 10 of his points scored over the final 10 minutes of action, including a go-ahead 3-pointer with just under 90 seconds to play. He logged 12 points and seven boards in the win at Vanderbilt.

- **Jordan Burks** is this team's energy guy off the bench. He's scored five or more points four times and played more than 10 minutes in seven games. Burks had the best plus-minus against Kansas at plus-19. He had a career-high 13 points and five boards in 15 minutes at Vanderbilt.
- **Rob Dillingham** has scored in double figures in 22 games and averages 14.8 points per game. Against UK's six ranked opponents this season, Dillingham is averaging 18.2 points per game and 4.0 assists. He is also connecting on 60.7% of his shots from 3-point range and averaging 2.8 made 3s per game in those contests. He has dished out five or more assists in six games. Dillingham has six 20-plus scoring efforts and 10 games with at least three made 3-pointers. His 35 points against Tennessee were the fourth-most in a game for a freshman in program history. Only Malik Monk (twice, 47 and 37) and De'Aaron Fox (39) scored more.
- **Justin Edwards** nearly had his first career double-double with 16 points and seven rebounds in a come-from-behind win over A&M-Commerce at home. Edwards has 10 double-figure scoring efforts, including 17 in a road win at Vanderbilt and a career-high 28 in the upset of No. 13 Alabama. Edwards became just the third player in program history and first with a 3-pointer to connect on 100% from the floor in a 10-for-10 against the Tide. He has shot 50% or better in 15 games. He's averaging 8.6 points and 3.5 boards for the season.
- **Zvonimir Ivišić** had one of the most memorable debuts in program history. Ivišić logged a block in his first defensive possession and then made four straight jumpers, including three 3-pointers over a 2:24-span to push UK's lead to 17 against Georgia in the opening half. For the game, Ivišić recorded 13 points, five rebounds, three blocks, two assists and two steals. At Vanderbilt, Ivišić tallied 11 points, a team-high seven boards, a pair of assists and a blocked shot in 12 minutes and in the upset of No. 13 Alabama he tallied a career-high 18 points and contributed four block shots on the defensive end.
- **Reed Sheppard** has provided a steady presence on both ends of the floor. He scored 25 points highlighted by 7 of 8 from 3-point range in the win over Stonehill. He's averaging 12.5 points per game and connecting on 51.7% from 3-point range, while leading UK in steals (76) and assists (119). He registered his first-career double-double with 11 points and 11 assists at Louisville. It was the most assists in a game for a UK player in the series' history. Sheppard sank six clutch free-throws over the final 20 seconds to close out a road win at Florida. Playing all 45-minutes of an overtime loss to Florida, Sheppard recorded 24 points, eight rebounds, six assists and two blocks. He had 32 points, five boards, seven assists and two steals in the road win at Mississippi State. Sheppard is the only player in the country who has hit at least 55 3-pointers, dished out at least 110 assists and snatched at least 70 steals.
- **D.J. Wagner** has a 2.1 assist-to-turnover ratio and did not commit one against No. 1 Kansas in 25 minutes of action. Wagner had a breakthrough game with a 22-point, six-assist effort in the overtime win over Saint Joseph's. For the season, Wagner is logging 10.2 points per game and adding 3.4 assists per outing. He is a three-time SEC Freshman of the Week selection. Wagner scored 12 of his 14 points in the second half to help lead UK to an 11-point-come-from-behind win on the road at Florida. He logged his first double-double of the year with 18 points and 10 assists vs. Georgia.

Veteran Voices

For all that the 2023-24 class is providing this team, four veterans in Antonio Reeves, Tre Mitchell, Ugonna Onyenso and Adou Thiero have been the glue guys.

- **Tre Mitchell** is averaging 12.0 points per game and a team-high 7.5 rebounds, while also dishing 68 assists (a career-high that he achieved just 19 games into the season when he hit 62). He also has a team-high four double-doubles. Mitchell was clutch for the Cats against Saint Joseph's with a dunk that tied the game to force overtime and then opened the extra period with back-to-back threes. He scored a season-high 22 points in the win. Mitchell had 18 points and a season-high 12 rebounds in the win at Louisville and then logged another double-double with 12 points and 10 boards to help UK to its first league road win at Florida. Against Missouri, Mitchell posted 20 points and a season-high 14 rebounds for his third double-double in four contests. He had a perfect shooting night in a home win over Mississippi State (5 for 5 from the floor, 1 for 1 from 3-point range and 4 for 4 from the charity stripe).
- **Ugonna Onyenso** logged 10 minutes in the win over North Carolina in his first action of the season. He's had multiple blocks in 12 games this season. He had seven points and 10 rebounds in a then-career-high 31 minutes against Texas A&M. He was instrumental in a win at Arkansas with six points, four boards and five blocks. In the home loss to Florida, Onyenso recorded his first-career double-double with career highs in points (13), rebounds (16) and blocks (8). He is the only player in the history of the program to have a game with at least 13 points, at least 16 boards and at least eight blocks. Onyenso then blocked a Rup

Arena-tying-record 10 shots against Ole Miss and contributed eight points in the win. Only Nerlens Noel (12) has more blocks in a single game for UK than Onyenso.

- **Antonio Reeves** paces the team at 19.9 points per game and 72 made 3-pointers thus far. He's scored 20 or more points in 16 games, including becoming just the fourth UK player to ever score 30 or more in the series vs. Louisville. Reeves logged 30 points, including 22 in the first half, to earn MVP honors of the game. With the 30-point effort at Louisville, Reeves joined Oscar Tshiebwe (4), Malik Monk (4) and Jamal Murray (3) as the only players in the UK-Calipari era to have multiple games with 30 or more points.
- **Adou Thiero** is averaging 8.1 points and 5.3 rebounds per game. He registered his first-career double-double with 16 points and 13 boards against No. 1 Kansas, and then was a spark off the bench in the win over No. 9 North Carolina with a career-high four rejections. Against Gonzaga, he went for 15 points, five rebounds and a trio of blocks and at Auburn he had 14 points and eight rebounds. Thiero missed seven games with general soreness in January and is averaging 8.5 points, 4.9 boards and shooting 57.4% from the field and 86.4% from the free-throw line since his return to the court. He's scored in double figures in four of the last six.

Wildcats Ink Four for 2024

Kentucky men's basketball head coach John Calipari announced the signing of four stand-out student-athletes to the program's 2024 signing class on Nov. 16. Somto Cyril, Boogie Fland, Travis Perry and Jayden Quaintance each inked national letters of intent with UK during the fall signing period.

In every season but one of the Calipari era, the Wildcats have signed a top-three recruiting class according to the Recruiting Services Consensus Index, which tallies major recruiting rankings and plugs them into a formula to calculate a consensus ranking. With the additions, Kentucky has signed 74 top-50 recruits, 58 top-25 players and 34 top-10 players (according to Rivals) in what will now be Calipari's 16 recruiting classes at Kentucky.

- **Somto Cyril (Enugu, Nigeria):** Forward | 6-10, 240 pounds | No. 44 overall by Rivals, No. 55 by ESPN and No. 68 by 247Sports | Through the preseason of his senior year, Cyril is averaging 11.6 points, 11.7 rebounds and 3.6 blocks per game while shooting 70.5% from the field for Rod Wave Elite and Overtime Elite | As a junior, he logged 8.1 points, 6.4 rebounds and 3.4 blocks per game | Was named the OTE Defensive Player of the Year as a junior after leading the league in blocks per game at 3.4
- **Boogie Fland (Bronx, N.Y.):** Guard | 6-2, 170 pounds | No. 10 overall by Rivals, No. 18 by ESPN and No. 33 by 247Sports | Averaged 18.11 points, 4.2 rebounds, 3.7 assists and 2.0 steals per game as a junior | Logged 14.4 points, 5.0 rebounds, 2.7 assists and 1.9 steals as a sophomore | Played for USA Basketball U17 National Team and helped team to a gold medal at the 2022 FIBA U17 World Cup | Naismith Boys High School Player of the Year midseason watch list selection | 2024 NIKE Hoop Summit selection | McDonald's All American Game selection
- **Travis Perry (Eddyville, Ky.):** Guard | 6-2, 170 pounds | No. 70 overall by 247Sports, No. 84 by ESPN and No. 92 by Rivals | Ranked third in the state in scoring as a junior at 31.6 points per game, while adding 6.1 rebounds | Shot 52.3% from the field, 44.9% from long range and 87.4% from the charity stripe | 2023 Gatorade Kentucky Player of the Year | A varsity player since the seventh grade, Perry is the state of Kentucky's all-time leading scorer (4,359) and 3-pointers made (463) entering his senior season | 2023 Lexington Herald Leader Kentucky Sports Person of the Year
- **Jayden Quaintance (Cleveland, Ohio):** Forward | 6-9, 230 pounds | No. 9 overall by 247Sports, No. 11 by Rivals and No. 14 by ESPN | Led North Laurel to the state Sweet 16, averaging 25.2 points, 7.6 assists, 6.8 rebounds and 4.4 steals per game as a junior | Averaged 17.3 points, 11.6 boards, 2.4 blocks, 1.4 assists and 1.4 steals per game as a junior | Reclassified from the 2025 class to the 2024 class and played up an age group during the Nike grassroots circuit this summer where he averaged 9.9 points, 6.2 boards, 1.6 blocks and 1.4 assists | Owns a 7-foot-3-plus wingspan | Won a gold medal with Team USA at the 2023 FIBA Americas U16 Championship where he averaged 6.7 points, 6.5 rebounds and 2.8 blocks per game | Naismith Boys High School Player of the Year midseason watch list selection | 2024 NIKE Hoop Summit selection | McDonald's All American Game selection

Big-Game Cal. Cats

Some notes about Cal's teams against the best of the best:

- Not only does Kentucky own a 73-51 record (58.9%) vs. Associated Press Top 25 teams under John Calipari, UK is 7-5 when both teams are ranked in the AP top five
- All-time, Calipari is 13-9 when both teams are ranked in the AP top five
- When both teams are ranked in the AP Top 25, Calipari's all-time record is 93-68, including a 62-40 mark at Kentucky
- When both are ranked in the top 10 he has a 27-23 record, including 16-16 at UK
- By defeating top-ranked Michigan State to start the 2019-20 season, UK knocked off the No. 1 team in consecutive seasons for the first time in school history. Kentucky downed Tennessee on Feb. 19, 2019

Lineup Comparison						
Most Frequent Lineups	Total Minutes	Points For	Points Against	+/-	+/- Per 40 Min.	
Edwards, Mitchell, Reeves, Wagner, Bradshaw	68:36	144	128	+16	+9.33	
Edwards, Thiero, Mitchell, Reeves, Wagner	66:07	125	131	-6	-3.63	
Mitchell, Reeves, Dillingham, Sheppard, Onyenso	44:39	108	91	+17	+15.23	
Thiero, Reeves, Dillingham, Sheppard, Onyenso	34:27	87	63	+24	+27.87	
Edwards, Mitchell, Reeves, Wagner, Dillingham	33:23	81	72	+9	+10.78	
Mitchell, Reeves, Dillingham, Sheppard, Bradshaw	33:19	64	46	+18	+21.61	
Mitchell, Reeves, Wagner, Sheppard, Onyenso	32:00	80	49	+31	+38.75	
Edwards, Mitchell, Wagner, Dillingham, Sheppard	31:03	78	32	+46	+59.26	
Edwards, Thiero, Mitchell, Reeves, Sheppard	29:20	69	51	+18	+24.55	
Mitchell, Reeves, Wagner, Sheppard, Bradshaw	28:10	65	57	+9	+12.78	

# NOTES

- With the win over MSU to begin 2019-20, the Wildcats have nine victories over the No. 1 team in 24 tries in program history
- Calipari is 6-5 all-time against the No. 1 ranked team

## Calipari Ahead of the Pack

Through 14 seasons at Kentucky, John Calipari's time in Lexington has been every bit as successful -- and more -- as fans hoped it would when he agreed to become the head coach at Kentucky in the spring of 2009.

By just about every measure, he is the most successful coach in college basketball during the last decade-plus. Among schools who have been to at least two Final Fours since 2009-10, Calipari ranks:

- First in NCAA Tournament wins (32)
- First in Final Four appearances (four)
- First in Elite Eight appearances (seven)
- First in Sweet Sixteen appearances (eight)
- Second in league tournament titles (six)
- Third in regular-season conference titles (six)
- Third in NCAA titles (one)

## Calipari to Receive John R. Wooden Award Legends of Coaching Honor

Kentucky men's basketball head coach John Calipari will receive the John R. Wooden Award Legends of Coaching honor in 2024. Calipari will be presented with the honor along with the 2024 Wooden Award winners on April 12, 2024.

The Legends of Coaching Award was adopted by the Wooden Award Steering Committee in 1999. The honorees are selected based on character, success on the court, graduation rate of student-athletes in their basketball program, coaching philosophy and identification with the goals of the John R. Wooden Award.

"To receive an honor in John Wooden's name is really special to me because he not only is the greatest coach of all-time, but because of the relationship I developed with his family over the years," Calipari said. "His daughter, Nan, and he have been so kind to me. I look forward to April and hopefully having a Player of the Year candidate there with me."

The Naismith Memorial Basketball Hall of Famer and 2012 Nell & John R. Wooden Coach of the Year Leadership Award winner Calipari has tried to lead by example and instill servant leadership as one of the pillars of his program. He continually encourages his players to lead with a kind heart and has included them in a number of causes throughout his career. Those experiences, while a player under Calipari, have paved the way for the likes of Devin Booker, DeMarcus Cousins and John Wall to earn the NBA's Cares Community Assist Award.

All 29 players at UK who were eligible to graduate by the end of their senior years walked away with a diploma in hand, including five players who earned their degree in just three years. Calipari's teams routinely have posted a combined team grade-point average of 3.0 or better.

Calipari has spearheaded the creation of the John McLendon Minority Leadership Initiative, a nationwide coach-driven initiative to provide minorities a jump-start to their careers through practical experiences, opportunities to build their network and instilling the values of John McLendon: integrity, education, leadership and mentorship. Participants in the initiative will be known as MLI Future Leaders.

Just last November, Calipari also was recognized for his work in putting others first when he received the Jefferson Award for Outstanding Public Service in Sports by Multiplying Good. The organization, which has honored many of the country's most significant trailblazers and changemakers for more than 50 years, is the world's most foremost and highly-celebrated organization focused on and honoring public service.

## Always Efficient

According to Ken Pomeroy's calculations on kenpom.com, Kentucky teams under John Calipari have consistently ranked among the most efficient teams in the country per possession. Pomeroy's rankings as of Feb. 27, 2024:

Season	Offense (Rank)	Defense (Rank)	Overall
2023-24	122.7 (6)	101.9 (88)	17th
2022-23	116.2 (17)	98.8 (68)	27th
2021-22	120.0 (5)	94.3 (36)	6th
2020-21	108.0 (84)	93.1 (35)	49th
2019-20	112.7 (24)	95.1 (52)	29th
2018-19	117.6 (14)	90.1 (8)	8th
2017-18	115.8 (24)	95.4 (22)	17th
2016-17	119.1 (12)	91.4 (7)	4th
2015-16	120.4 (5)	98.0 (53)	6th
2014-15	119.3 (5)	86.5 (2)	1st
2013-14	117.6 (10)	96.9 (41)	11th
2012-13	108.8 (42)	99.1 (129)	42nd
2011-12	122.9 (2)	88.2 (9)	1st
2010-11	118.1 (7)	90.4 (15)	6th
2009-10	116.1 (15)	86.2 (6)	3rd

## Cats Deliver the Knockout Punch

Kentucky is 346-17 (95.3%) in the John Calipari era when leading by at least 10 points at any time in the contest. Thirteen of the 17 losses in the Calipari era are to conference opponents.

Perhaps most impressive of all is that 68.9% of games Calipari has coached in at Kentucky have produced 10-point leads at some point during the game for UK. The Wildcats have led by 10 points or more in a whopping 85.0% of Calipari's 407 career wins at Kentucky.

## Hold Them to 55 Points, 40%

Defense has always been a recipe for success for the Wildcats under John Calipari. The special ingredient: 55 points. Kentucky is a perfect 90-0 under Calipari when holding the opponent to 55 points or fewer, including 1-0 this season after limiting New Mexico State to 46 points.

The Wildcats are 219-10 (95.6%) under Calipari when limiting the opponent to 63 points or less, including 5-0 this season. Kentucky also fares well when it keeps the competition to 40% or less from the floor. UK is 240-24 (90.9%) vs. opponents under Calipari when their field-goal percentage is 40% or less.

## Taking Care of Business

Kentucky's 73-51 record vs. opponents ranked in the Associated Press Top 25 in John Calipari's tenure is impressive, but the Wildcats' ability to beat all comers can't be overlooked. Under Calipari, UK is 334-70 vs. unranked competition, 82.7%.

## Record-Breaking Seven UK NBA All-Stars Headline All-Star Weekend

Among the world's greatest talent, it was the Kentucky Wildcats who made history at the 2024 NBA All-Star week. UK had a record-breaking seven players earn All-Star nods.

Shail Gilgeous-Alexander (second selection overall) was tabbed a starter for the Western Conference. He was joined by Anthony Davis (ninth selection), Devin Booker (fourth selection) and Karl-Anthony Towns (fourth selection). Bam Adebayo (third selection), Julius Randle (third selection) and Tyrese Maxey (first selection) were picked to the Eastern Conference squad.

Wildcat players represented nearly 30% of the 24-player rosters in this year's annual game. With seven total selections, it was the most All-Stars in one season from one college in the game's history. Duke, with two selections, was the only other program to have multiple honorees in 2024.

UK's seven selections bests the previous All-Star Game record of four players from one collegiate program. UCLA had four players in the 1983 game, while Kentucky had four players in 2023 and 2018.

And the Wildcats didn't just get to the All-Star game. They performed on the greatest of stages.

Towns scored a game-high 50 points and added eight rebounds. Gilgeous-Alexander tallied 31 points, six assists and four rebounds. Booker added 15 points and Davis had six points, eight assists and eight boards for the Western Conference.

Adebayo started for the Eastern Conference and had three points, two assists and two rebounds. Maxey contributed 10 points and a trio of assists. Randle did not participate due to injury.

Kentucky has enjoyed unprecedented success at putting players in the NBA under Calipari. In the 14-plus seasons of the Calipari era, 47 players have been selected in the NBA Draft, more than any other school. Included in the recent run are 35 first-round picks, three No. 1 overall selections (Davis, Towns and John Wall) and 23 lottery selections. A staggering 26 players from Kentucky were on 2023-24 NBA opening-day rosters (including two-way and inactive lists), the most of any school.

Calipari's players are not only reaching the next level, but they are also succeeding when they do. Since 2010, nine Calipari-coached players have garnered 39 All-Star selections with the latest picks. Derrick Rose (from Memphis) was named league MVP in 2011. Nine of his players have been tabbed All-NBA (Booker, DeMarcus Cousins, De'Aaron Fox, Gilgeous-Alexander, Randle, Rose, Wall, Davis, and Towns), three have been named NBA Rookie of the Year (Rose, Tyreke Evans and Towns), Randle was tabbed the NBA's Most Improved Player in 2021, Tyler Herro won NBA Sixth Man of the Year in 2022 and 15 players from Calipari's first 12 teams at Kentucky have made the NBA All-Rookie teams.

Among all active collegiate coaches, Calipari has more total players (10) and more total All-Star selections (39) than any other coach.

## UK Leads with 26 on NBA Opening-Day Rosters

Kentucky men's basketball's ability to develop and prepare players for the next step continues to manifest itself as 26 former Wildcat student-athletes appeared on NBA opening-day rosters. Kentucky led the nation for the 12th consecutive season with the most alumni on opening-day rosters.

- The total of 26 players on NBA opening-day rosters (including two-way and inactive players) that played and finished their college basketball careers at Kentucky is more than any other college program in the country. Duke, with 24, is the only other school with more than 20 players in the NBA.
- Of the 15 NBA franchises featuring a Wildcat, eight have multiple Kentucky players. New York, Sacramento and Oklahoma City each have a trio of Wildcats on their roster while the Heat, Lakers, Pacers, Bucks and Hornets each have two
- In 14 seasons under head coach John Calipari, 47 players have been selected in the NBA Draft, including 35 first-round selections and three No. 1 overall picks (Anthony Davis, Karl-Anthony Towns and John Wall)
- Calipari has a streak of 16 consecutive drafts with a first-round pick dating back to his time at Memphis
- Calipari is one of only two coaches in the history of the sport to have four players drafted No. 1 overall (Derrick Rose -- 2008, Wall -- 2010, Davis -- 2012, Towns -- 2015)
- Using figures compiled by basketball-reference.com and spotrac.com, Calipari-coached players have amassed nearly \$4 billion in career NBA contracts
- In the 14 seasons Calipari has been the head coach at Kentucky, his players have totaled nearly \$3.5 billion in NBA contracts



# KENTUCKY BY THE NUMBERS

Date	Opponent	Result	Points	Rebounds	Assists	Steals	Blocks
N. 6	NEW MEXICO STATE	W, 86-46	Dillingham - 17 <sup>^</sup>	Mitchell - 9 <sup>^</sup>	Mitchell - 5	Wagner - 3 <sup>^</sup>	Sheppard - 2 <sup>^</sup>
N. 10	A&M-COMMERCE <sup>1</sup>	W, 81-61	Reeves - 21 <sup>^</sup>	Mitchell - 8 <sup>^</sup>	Dillingham - 4 <sup>^</sup>	Two with - 3 <sup>^</sup>	Sheppard - 2 <sup>^</sup>
N. 14	vs. Kansas <sup>2</sup>	L, 89-84	Reeves - 24	Thiero - 13	Two with - 3	Sheppard - 4 <sup>^</sup>	Mitchell - 2 <sup>^</sup>
N. 17	STONEHILL <sup>1</sup>	W, 101-67	Sheppard - 25 <sup>^</sup>	Four with - 5 <sup>^</sup>	Two with - 7 <sup>^</sup>	Sheppard - 3	Two with - 2 <sup>^</sup>
N. 20	SAINT JOSEPH'S <sup>1</sup>	W, 96-88 <sup>OT</sup>	Two with - 22	Mitchell - 6	Two with - 6 <sup>^</sup>	Sheppard - 5 <sup>^</sup>	Mitchell - 4 <sup>^</sup>
N. 24	MARSHALL	W, 118-82	Wagner - 28 <sup>^</sup>	Thiero - 7	Dillingham - 8 <sup>^</sup>	Wagner - 3	Thiero - 2 <sup>^</sup>
N. 28	MIAMI <sup>3</sup>	W, 95-73	Sheppard - 21 <sup>^</sup>	Thiero - 6	Dillingham - 9 <sup>^</sup>	Sheppard - 3 <sup>^</sup>	Mitchell - 2 <sup>^</sup>
D. 2	UNC WILMINGTON	L, 80-73	Sheppard - 25	Sheppard - 9	Sheppard - 6 <sup>^</sup>	Two with - 2 <sup>^</sup>	Four with - 1 <sup>^</sup>
D. 9	vs. Penn <sup>4</sup>	W, 81-66	Two with - 17 <sup>^</sup>	Bradshaw - 11 <sup>^</sup>	Wagner - 7 <sup>^</sup>	Sheppard - 3 <sup>^</sup>	Bradshaw - 3
D. 16	vs. North Carolina <sup>5</sup>	W, 87-83	Dillingham - 17	Three with - 6	Wagner - 5 <sup>^</sup>	Two with - 2	Thiero - 4 <sup>^</sup>
D. 21	at Louisville	W, 95-76	Reeves - 30 <sup>^</sup>	Mitchell - 12 <sup>^</sup>	Sheppard - 11 <sup>^</sup>	Four with - 2 <sup>^</sup>	Mitchell - 3 <sup>^</sup>
D. 29	ILLINOIS STATE	W, 96-70	Reeves - 27 <sup>^</sup>	Mitchell - 11	Dillingham - 7 <sup>^</sup>	Dillingham - 3 <sup>^</sup>	Onyenso - 3 <sup>^</sup>
J. 6	at Florida*	W, 87-85	Reeves - 19	Mitchell - 10	Wagner - 3 <sup>^</sup>	Two with - 2 <sup>^</sup>	Two with - 1
J. 9	MISSOURI*	W, 90-77	Dillingham - 23 <sup>^</sup>	Mitchell - 14 <sup>^</sup>	Sheppard - 4 <sup>^</sup>	Two with - 2 <sup>^</sup>	Mitchell - 2 <sup>^</sup>
J. 13	at Texas A&M*	L, 97-92 <sup>OT</sup>	Reeves - 22	Mitchell - 13 <sup>^</sup>	Mitchell - 6 <sup>^</sup>	Sheppard - 3	Onyenso - 5 <sup>^</sup>
J. 17	MISSISSIPPI STATE*	W, 90-77	Reeves - 27 <sup>^</sup>	Two with - 6	Sheppard - 6 <sup>^</sup>	Two with - 2 <sup>^</sup>	Onyenso - 4 <sup>^</sup>
J. 20	GEORGIA*	W, 105-96	Mitchell - 23	Four with - 5	Wagner - 10 <sup>^</sup>	Two with - 2 <sup>^</sup>	Ivišić - 3 <sup>^</sup>
J. 19	at South Carolina*	L, 79-62	Dillingham - 16	Bradshaw - 8	Wagner - 3	Wagner - 3 <sup>^</sup>	Two with - 2
J. 27	at Arkansas*	W, 63-57	Reeves - 24 <sup>^</sup>	Mitchell - 11	Sheppard - 5 <sup>^</sup>	Sheppard - 4 <sup>^</sup>	Onyenso - 3
J. 31	FLORIDA*	L, 94-91 <sup>OT</sup>	Sheppard - 24 <sup>^</sup>	Onyenso - 16 <sup>^</sup>	Sheppard - 6	Onyenso - 2 <sup>^</sup>	Onyenso - 8 <sup>^</sup>
F. 3	TENNESSEE*	L, 103-92	Dillingham - 35 <sup>^</sup>	Three with - 6	Sheppard - 6	Dillingham - 2	Onyenso - 4 <sup>^</sup>
F. 6	at Vanderbilt*	W, 109-77	Reeves - 24 <sup>^</sup>	Two with - 7 <sup>^</sup>	Dillingham - 9 <sup>^</sup>	Sheppard - 5 <sup>^</sup>	Three with - 1 <sup>^</sup>
F. 10	GONZAGA	L, 89-85	Sheppard - 21	Three with - 5	Two with - 3	Two with - 2 <sup>^</sup>	Two with - 3 <sup>^</sup>
F. 13	OLE MISS*	W, 75-63	Reeves - 15	Reeves - 7 <sup>^</sup>	Sheppard - 5	Sheppard - 5 <sup>^</sup>	Onyenso - 10 <sup>^</sup>
F. 17	at Auburn*	W, 70-59	Reeves - 22 <sup>^</sup>	Onyenso - 11 <sup>^</sup>	Two with - 3 <sup>^</sup>	Sheppard - 5 <sup>^</sup>	Onyenso - 2
F. 21	at LSU*	L, 75-74	Reeves - 25 <sup>^</sup>	Thiero - 9 <sup>^</sup>	Three with - 2	Sheppard - 5 <sup>^</sup>	Thiero - 4 <sup>^</sup>
F. 24	ALABAMA*	W, 117-95	Edwards - 28 <sup>^</sup>	Sheppard - 6	Sheppard - 6 <sup>^</sup>	Sheppard - 4 <sup>^</sup>	Ivisic - 4 <sup>^</sup>
F. 27	at Mississippi State*	W, 91-89	Sheppard - 32	Sheppard - 5	Sheppard - 7 <sup>^</sup>	Two with - 2	Ivisic - 3 <sup>^</sup>
M. 2	ARKANSAS*						
M. 6	VANDERBILT*						
M. 9	at Tennessee*						

All home games in **BOLD CAPS**

\*SEC game, ^game high

1 - Wildcat Challenge (Rupp Arena | Lexington, Ky.)

2 - Champions Classic (United Center | Chicago)

3 - ACC/SEC Challenge (Rupp Arena | Lexington, Ky.)

4 - CBS Sports Classic (State Farm Arena | Atlanta)

## Times Led

Reeves - 12  
Dillingham - 6  
Sheppard - 6  
Mitchell - 2  
Wagner - 2  
Bradshaw - 1  
Edwards - 1

## Times Led

Mitchell - 10  
Thiero - 7  
Bradshaw - 5  
Onyenso - 5  
Sheppard - 5  
Edwards - 3  
Reeves - 3  
Ivišić - 2  
Wagner - 2

## Times Led

Sheppard - 14  
Dillingham - 10  
Wagner - 7  
Mitchell - 3  
Thiero - 1

## Times Led

Sheppard - 21  
Bradshaw - 3  
Dillingham - 3  
Edwards - 3  
Mitchell - 3  
Wagner - 3  
Ivišić - 1  
Onyenso - 1  
Reeves - 1  
Thiero - 1

## Times Led

Onyenso - 9  
Mitchell - 7  
Thiero - 5  
Ivišić - 4  
Sheppard - 4  
Bradshaw - 3  
Reeves - 2  
Edwards - 1  
Wagner - 1

## Comparing the Calipari Era

A look at the statistics throughout the John Calipari era through 28 games ...

Year	FG%	Opp. FG%	3-Pt. FG%	FT%	RPG	Assists	TOs.	Blocks	Steals	Points	PPG	Record
2023-24	.495	.426	.407	.766	37.4	483	286	175	226	2,486	88.8	20-8
2022-23	.459	.435	.362	.696	38.4	443	322	110	178	2,089	74.6	19-9
2021-22	.486	.405	.358	.731	40.9	455	330	118	195	2,256	80.6	23-5
2020-21	.417	.413	.335	.729	38.0	314	349	148	157	1,761	70.4	9-16 <sup>^</sup>
2019-20	.463	.387	.337	.793	37.2	386	357	147	145	2,090	74.6	23-5
2018-19	.480	.402	.362	.744	38.8	391	360	140	176	2,183	78.0	24-4
2017-18	.465	.410	.333	.693	39.2	371	384	141	159	2,134	76.2	19-9
2016-17	.482	.428	.354	.694	40.6	459	338	157	176	2,470	88.2	23-5
2015-16	.474	.392	.354	.682	39.1	394	322	159	166	2,205	78.8	21-7
2014-15	.470	.343	.345	.709	38.6	430	311	197	189	2,091	74.7	28-0
2013-14	.462	.397	.321	.680	41.6	326	348	179	135	2,179	77.8	21-7
2012-13	.486	.390	.366	.648	38.3	405	370	201	168	2,108	75.3	20-8
2011-12	.485	.363	.381	.721	39.3	378	331	255	183	2,173	77.6	27-1
2010-11	.464	.390	.399	.714	38.5	363	309	183	157	2,173	77.6	20-8
2009-10	.480	.378	.358	.676	42.5	426	419	200	203	2,253	80.5	27-1

<sup>^</sup>season concluded at 25 games





## MISCELLANEOUS STATS

## Game Leaders

## Games With ...

No.	Name	Points	Rebounds	Blocks	Assists	Steals	10+ Pts	20+ Pts	10+ Rebs	3+ Assts	3+ Blks	3+ Stls	3+ 3s	Double-Double
0	Rob Dillingham	6 (6)	0 (0)	0 (0)	10 (10)	3 (3)	22 (22)	6 (6)	0 (0)	18 (18)	0 (0)	1 (1)	9 (9)	0 (0)
1	Justin Edwards	1 (1)	3 (3)	1 (1)	0 (0)	3 (3)	10 (10)	1 (1)	0 (0)	1 (1)	0 (0)	0 (0)	3 (3)	0 (0)
2	Aaron Bradshaw	1 (1)	5 (5)	3 (3)	0 (0)	3 (3)	6 (6)	0 (0)	1 (1)	0 (0)	1 (1)	0 (0)	0 (0)	1 (1)
3	Adou Thiero	0 (0)	7 (7)	5 (8)	1 (1)	1 (5)	5 (5)	0 (0)	1 (1)	2 (2)	3 (3)	1 (1)	0 (0)	1 (1)
4	Tre Mitchell*	2 (36)	10 (48)	7 (53)	3 (16)	3 (25)	13 (84)	3 (22)	6 (17)	14 (37)	2 (8)	1 (6)	2 (11)	4 (15)
12	Antonio Reeves*	12 (59)	3 (9)	2 (9)	0 (8)	1 (23)	27 (113)	16 (47)	0 (1)	7 (25)	0 (1)	0 (5)	13 (49)	0 (1)
13	Grant Darbyshire	0 (0)	0 (0)	0 (0)	0 (0)	0 (0)	0 (0)	0 (0)	0 (0)	0 (0)	0 (0)	0 (0)	0 (0)	0 (0)
14	Brennan Canada	0 (0)	0 (0)	0 (1)	0 (0)	0 (0)	0 (0)	0 (0)	0 (0)	0 (0)	0 (0)	0 (0)	0 (0)	0 (0)
15	Reed Sheppard	6 (6)	5 (5)	4 (4)	14 (14)	21 (21)	18 (18)	6 (6)	0 (0)	21 (21)	0 (0)	13 (13)	10 (10)	1 (1)
20	Joey Hart	0 (0)	0 (0)	0 (0)	0 (0)	0 (0)	0 (0)	0 (0)	0 (0)	0 (0)	0 (0)	0 (0)	0 (0)	0 (0)
21	D.J. Wagner	2 (2)	2 (2)	1 (1)	7 (7)	3 (3)	11 (11)	2 (2)	0 (0)	17 (17)	0 (0)	3 (3)	1 (1)	1 (1)
22	Walker Horn	0 (0)	0 (0)	0 (0)	0 (0)	0 (0)	0 (0)	0 (0)	0 (0)	0 (0)	0 (0)	0 (0)	0 (0)	0 (0)
23	Jordan Burks	0 (0)	0 (0)	0 (0)	0 (0)	0 (0)	1 (1)	0 (0)	0 (0)	0 (0)	0 (0)	0 (0)	0 (0)	0 (0)
25	Kareem Watkins	0 (0)	0 (0)	0 (0)	0 (0)	0 (0)	0 (0)	0 (0)	0 (0)	0 (0)	0 (0)	0 (0)	0 (0)	0 (0)
33	Ugonna Onyenso	0 (0)	5 (6)	9 (13)	0 (0)	1 (1)	1 (1)	0 (0)	3 (4)	0 (0)	9 (13)	0 (0)	0 (0)	1 (1)
44	Zvonimir Ivišić	0 (0)	2 (2)	5 (5)	0 (0)	1 (1)	3 (3)	0 (0)	0 (0)	0 (0)	3 (3)	0 (0)	1 (1)	0 (0)

*Career total in (parentheses); \*includes pre-UK career*

## Starting Lineups

Guard	Guard	G/F	Forward	Forward	Games	W-L
Wagner	Reeves	Edwards	Mitchell	Bradshaw	9	7-2
Wagner	Reeves	Edwards	Thiero	Mitchell	7	6-1
Wagner	Reeves	Edwards	Thiero	Onyenso	4	3-1
Sheppard	Reeves	Edwards	Thiero	Onyenso	2	1-1
Wagner	Reeves	Edwards	Mitchell	Onyenso	1	1-0
Wagner	Reeves	Dillingham	Edwards	Mitchell	1	1-0
Wagner	Reeves	Thiero	Mitchell	Bradshaw	1	1-0
Sheppard	Reeves	Edwards	Thiero	Mitchell	1	0-1
Sheppard	Reeves	Thiero	Mitchell	Onyenso	1	0-1
Sheppard	Reeves	Edwards	Mitchell	Onyenso	1	0-1

## Kentucky's Record When ...

KENTUCKY RECORD	ALL	SEC	KENTUCKY RECORD	ALL	SEC
Leading at halftime:	17-3	7-2	On CBS:	2-1	1-0
Tied at the half:	0-0	0-0	On ABC:	0-0	0-0
Trailing at halftime:	3-5	3-3	On ESPN/ESPN2/ESPNU:	10-5	7-4
Shoot 50% or better:	13-0	7-0	On SEC Network:	6-2	2-1
Shoot less than 50%:	7-8	3-5	On ESPN+/SEC Network+:	2-0	0-0
Shoot higher % than opp.:	19-3	10-3	vs. SEC at home:	5-2	5-2
Shoot lower % than opp.:	1-5	0-2	vs. SEC on road:	5-3	5-3
Opp. shoot worse than 40%:	7-0	4-0	Games vs. AP ranked opp.:	4-2	2-1
Opp. shoot 40% or higher:	13-8	6-5	Games following a loss:	7-1	5-1
Score less than 60 points:	0-0	0-0	Games following a win:	12-7	5-4
Score 60-69 points:	1-1	1-1	More points in the paint:	15-2	5-1
Score 70-79 points:	2-2	2-1	Fewer or same points in the paint:	5-6	5-4
Score 80-89 points:	5-2	1-0	More bench points than opp.:	15-6	7-4
Score 90-99 points:	7-3	3-3	Fewer or same bench pts.:	5-2	3-1
Score 100+ points:	5-0	3-0	More second-chance points:	9-3	4-2
Opp. score less than 60 pts.:	3-0	2-0	Fewer or same second-chance pts.:	11-5	6-3
Opp. score 60-69 pts.:	4-0	1-0	More points off TOs:	19-3	9-2
Opp. score 70-79 pts.:	6-2	3-2	Fewer or same points off TOs:	1-5	1-3
Opp. score 80-89 points:	5-3	2-0	On Monday:	2-0	0-0
Opp. score 90-99 points:	2-2	2-2	On Tuesday:	4-2	3-1
Opp. score 100+ points:	0-1	0-1	On Wednesday:	1-1	1-1
Outrebounded opponent:	11-0	5-0	On Thursday:	1-0	0-0
Outrebounded by opponent:	8-8	4-5	On Friday:	4-0	0-0
Equal number of rebounds:	1-0	1-0	On Saturday:	7-4	5-2
Fewer turnovers than opp.:	12-4	4-2	On Sunday:	0-0	0-0
Same turnovers as opp.:	3-1	1-1	In November:	6-1	0-0
More turnovers than opp.:	6-3	6-2	In December:	4-1	0-0
Make 8 or more 3-pointers:	15-5	5-4	In January:	5-3	5-3
Make 7 or fewer 3-pointers:	5-3	5-1	In February:	5-3	5-2
Games decided by 5 or fewer:	3-5	2-3	In March:	0-0	0-0
Overtime games:	1-2	0-2	In April:	0-0	0-0

## Streaks

Overall	Won 2
Unranked AP teams anywhere	Won 1
Ranked AP teams anywhere	Won 2
Home	Won 2
Home AP ranked teams	Won 1
Home AP unranked teams	Won 1
Home SEC	Won 2
Home nonconference	Lost 1
Home AP ranked SEC	Won 1
Home AP unranked SEC	Won 1
Home AP ranked nonconference	Won 1
Home AP unranked nonconference	Lost 1
Road	Won 1
Road AP ranked teams	Won 2
Road AP unranked teams	Won 1
Road SEC	Won 1
Road nonconference	Won 1
Road AP ranked SEC	Won 2
Road AP unranked SEC	Won 1
Road AP ranked nonconference	Lost 1
Road AP unranked nonconference	Won 1
Neutral	Won 2
Neutral AP ranked teams	Won 1
Neutral AP unranked teams	Won 2
Neutral SEC Tournament	Lost 2
Neutral nonconference	Won 2
Neutral AP ranked SEC Tournament	Lost 3
Neutral AP unranked SEC Tournament	Lost 1
Neutral AP ranked nonconference	Won 1
Neutral AP unranked nonconference	Won 3

## Miscellaneous

## Charges Drawn

Tre Mitchell - 2  
Zvonimir Ivisic - 1

### First Sub

Rob Dillingham - 24  
Reed Sheppard - 20  
Jordan Burks - 4  
Ugonna Onyenso - 4  
Aaron Bradshaw - 3  
Adou Thiero - 1

## 5-Second Violations

**0-Second Violations:**  
Kentucky forced - 1

## 10-Second Violations

Kentucky forced - 1

## Shot-Clock Violations

Kentucky forced - 10  
Opponent forced - 6

### Tipoffs (including OT)

Kentucky - 16  
Opponent - 15

### 3-Point Plays

Antonio Reeves - 10  
Reed Sheppard - 9  
Tre Mitchell - 8  
Adou Thiero - 6  
Rob Dillingham - 4  
D.J. Wagner - 4  
Jordan Burks - 1  
Justin Edwards - 1  
Zvonimir Ivisic - 1  
Ugonna Onyenso - 1

### 4-Point Plays

Rob Dillingham - 1  
Justin Edwards - 1

## Dunk Tracker

Player	Dunks in 2023-24	Dunks in Career
Tre Mitchell	4	38
Antonio Reeves	7	25
Adou Thiero	19	21
Aaron Bradshaw	17	17
Justin Edwards	17	17
Ugonna Onyenso	13	17
Zvonimir Ivišić	9	9
Jordan Burks	7	7
Reed Sheppard	5	5
Rob Dillingham	4	4
D.J. Wagner	1	1

## Fast Facts

Shooting Percentage	.495
Avg. Assists Per Game	17.3
Points Off Turnovers	16.0
Second-Chance Points	12.4
Points in the Paint	37.6
Fast Break Points	15.7
Bench Points	30.4
Points Per Possession	1.190
Avg. Time of Possession	15.7

## First Points of the Game

Player	Dunk/Layup	Jumper	3PT	FT
Aaron Bradshaw		1		
Rob Dillingham				1
Justin Edwards	3	2		1
Tre Mitchell	2		3	
Ugonna Onyenso	1	1		
Antonio Reeves	1	3		
Reed Sheppard			1	
Adou Thiero	2		2	
D.J. Wagner	1	1	1	1



# THE LAST TIME UK ...

## INDIVIDUALS

### SCORING

**Scored 25 points:** Reed Sheppard (32) at Mississippi State, 2/27/24  
**Scored 30 points:** Reed Sheppard (32) at Mississippi State, 2/27/24  
**Scored 35 Points:** Rob Dillingham (35) vs. TENNESSEE, 2/3/24  
**Scored 40 points:** Malik Monk (47) vs. North Carolina, 12/17/16  
**Scored 45 points:** Malik Monk (47) vs. North Carolina, 12/17/16  
**Scored 50 points:** Jodie Meeks (54) at Tennessee, 1/13/09  
**Scored 55 points:** Never  
**Two players had 20 points:** Reed Sheppard (32), Antonio Reeves (21) at Mississippi State, 2/27/24  
**Three players had 20 points:** Tre Mitchell (22), D.J. Wagner (22) and Antonio Reeves (20) vs. SAINT JOSEPH'S, 11/20/23  
**Two players had 30 points:** Patrick Patterson (33) and Jodie Meeks (32) vs. TENNESSEE STATE, 12/22/08  
**Scored 20 points in two straight games:** Antonio Reeves (4), 2/17/24-2/27/24  
**Scored 20 points in three straight games:** Antonio Reeves (4), 2/17/24-2/27/24  
**Scored 20 points in four straight games:** Antonio Reeves (4), 2/17/24-2/27/24  
**Scored 20 points in five straight games:** Jamal Murray (12), 2/2/16 - 3/12/16  
**Scored 20 points in six straight games:** Jamal Murray (12), 2/2/16 - 3/12/16  
**Scored 20 points in seven straight games:** Jamal Murray (12), 2/2/16 - 3/12/16  
**Scored 20 points in eight straight games:** Jamal Murray (12), 2/2/16 - 3/12/16  
**Scored 20 points in nine straight games:** Jamal Murray (12), 2/2/16 - 3/12/16  
**Scored 20 points in 10 straight games:** Jamal Murray (12), 2/2/16 - 3/12/16  
**Scored 20 points in 11 straight games:** Jamal Murray (12), 2/2/16 - 3/12/16  
**Scored 20 points in 12 straight games:** Jamal Murray (12), 2/2/16 - 3/12/16  
**Scored 20 points in 15 straight games:** Dan Issel (18), 12/1/69 - 2/7/70  
**Scored 25 points in two straight games:** Antonio Reeves (2) 12/23/23 - 12/29/23  
**Scored 25 points in three straight games:** Tayshaun Prince (3), 3/11/01-3/17/01  
**Scored 30 points in two straight games:** Jodie Meeks vs. Appalachian State (46), 12/20/08; vs. TENNESSEE STATE (32), 12/22/08  
**Scored 30 points in three straight games:** Dan Issel (6) 2/14/70 - 3/2/70  
**Scored in double figures in 10 straight games:** Antonio Reeves (18), 12/21/23-2/27/24  
**Scored in double figures in 15 straight games:** Antonio Reeves (18), 12/21/23-2/27/24  
**Scored in double figures in 20 straight games:** Immanuel Quickley (20), 12/28/19-3/7/20  
**Scored in double figures in 25 straight games:** Malik Monk (30), 11/11/16-2/28/17  
**Scored in double figures in 30 straight games:** Malik Monk (30), 11/11/16-2/28/17  
**Scored in double figures in 33 straight games:** Jamal Murray (34), 11/17/15 - 3/19/16  
**Scored in double figures in 34 straight games:** Jamal Murray (34), 11/17/15 - 3/19/16  
**Scored in double figures in 35 straight games:** Kenny Walker (36), 11/14/85 - 3/22/86  
**Five players scored in double figures:** Justin Edwards (28), Antonio Reeves (24), Zvonimir Ivisic (18), Rob Dillingham (16), Adou Thiero (12), vs. ALABAMA, 2/24/24  
**Six players scored in double figures:** Antonio Reeves (24), Rob Dillingham (20), Justin Edwards (17), Jordan Burks (13), Aaron Bradshaw (12), Zvonimir Ivisic (11) at Vanderbilt, 2/6/24  
**Seven players scored in double figures:** Randolph Morris (17), Kelenna Azubuike (15), Patrick Sparks (14), Chuck Hayes (12), Rajon Rondo (11), Ravi Moss (10) and Ramel Bradley (10) vs. MISSISSIPPI STATE 2/19/05  
**Four players with 15 or more points:** Justin Edwards (28), Antonio Reeves (24), Zvonimir Ivisic (18), Rob Dillingham (16), vs. ALABAMA, 2/24/24

### DOUBLE-DOUBLES

**Double-double:** Ugonna Onyenso (13 points, 16 rebounds) vs. FLORIDA, 1/31/24  
**Triple-double:** Isaiah Briscoe (19 points, 10 rebounds, 11 assists) at Ole Miss, 12/29/16  
**20-10 (rebs) game:** Tre Mitchell (20 points, 14 rebounds) vs. MISSOURI, 1/9/24  
**20-10 (assts) game:** De'Aaron Fox (24 points, 10 assists) vs.

North Carolina, 12/17/16  
**20-15 game:** Oscar Tshiebwe (25 points, 18 rebounds) vs. Kansas State, 3/19/23  
**20-20 game:** Oscar Tshiebwe (21 points, 20 rebounds), vs. VANDERBILT, 3/1/23  
**30-10 game:** Oscar Tshiebwe (37 points, 24 rebounds) vs. GEORGIA, 1/17/23  
**30-15 game:** Oscar Tshiebwe (37 points, 24 rebounds) vs. GEORGIA, 1/17/23  
**30-20 game:** Oscar Tshiebwe (37 points, 24 rebounds) vs. GEORGIA, 1/17/23  
**40-30 game:** Bill Spivey (40 points, 34 rebounds) vs. XAVIER, 2/13/51  
**Back-to-back 20-10 games:** Oscar Tshiebwe (22 p, 17 r) vs. AUBURN, 2/25/23; (21 p, 20 r) vs. VANDERBILT, 1/3/23  
**Three straight 20-10 games:** Julius Randle (23 p, 16 r) vs. UNC ASHEVILLE, 11/8/13; (22 p, 14 r) vs. NORTHERN KENTUCKY, 11/10/13; (27 p, 13 r) vs. Michigan State, 11/12/13  
**Double-double in points and rebs.:** Ugonna Onyenso (13 points, 16 rebounds) vs. FLORIDA, 1/31/24  
**Double-double in points and assists:** D.J. Wagner (18 points, 10 assists) vs. GEORGIA, 1/20/24  
**Double-double in points and blocks:** Never  
**Double-double in points and steals:** Never  
**Double-double in two consecutive games:** Tre Mitchell (2) 1/6/24-1/9/24  
**Double-double in three consecutive games:** Oscar Tshiebwe (4) 2/25/23-3/10/23  
**Double-double in four consecutive games:** Oscar Tshiebwe (4) 2/25/23-3/10/23  
**Double-double in five consecutive games:** Oscar Tshiebwe (17) 1/19/22-11/15/22  
**Double-double in 10 consecutive games:** Oscar Tshiebwe (17) 1/19/22-11/15/22  
**Double-double in 15 consecutive games:** Oscar Tshiebwe (17) 1/19/22-11/15/22  
**Two players record double-doubles:** Tre Mitchell (18 points, 12 rebounds), Reed Sheppard (11 points, 11 assists) at Louisville, 12/21/23  
**Three players record double-doubles:** PJ Washington (20 points, 13 rebounds), Reid Travis (18 points, 12 rebounds), Keldon Johnson (15 points, 10 rebounds) vs. KANSAS, 1/26/19  
**Four players record double-doubles:** Jack Givens (30 pts, 13 rebs), Kyle Macy (16 pts, 10 assts), Mike Phillips (22 pts, 18 rebs), Rick Robey (23 pts, 13 rebs) vs. SMU 11/26/77  
**Five players record double-doubles:** Never

### FIELD GOALS

**Made 12 FG in a game:** Rob Dillingham (14) vs. TENNESSEE, 2/3/24  
**Made 15 FG in a game:** Malik Monk (18) vs. North Carolina, 12/17/16  
**Made 16 FG in a game:** Malik Monk (18) vs. North Carolina, 12/17/16  
**Made 17 FG in a game:** Malik Monk (18) vs. North Carolina, 12/17/16  
**Made 18 FG in a game:** Malik Monk (18) vs. North Carolina, 12/17/16  
**Made 19 FG in a game:** Dan Issel (19) at Alabama, 2/23/70  
**Made 20 FG in a game:** Dan Issel (23) at Ole Miss, 2/7/70  
**Made 21 FG in a game:** Dan Issel (23) at Ole Miss, 2/7/70  
**Made 22 FG in a game:** Dan Issel (23) at Ole Miss, 2/7/70  
**Made 23 FG in a game:** Dan Issel (23) at Ole Miss, 2/7/70  
**Made 24 FG in a game:** Never  
**Attempted 17 FG in a game:** Antonio Reeves (20) at Auburn, 2/17/24  
**Attempted 18 FG in a game:** Antonio Reeves (20) at Auburn, 2/17/24  
**Attempted 19 FG in a game:** Antonio Reeves (20) at Auburn, 2/17/24  
**Attempted 20 FG in a game:** Antonio Reeves (20) at Auburn, 2/17/24  
**Attempted 25 FG in a game:** Antonio Reeves (25) vs. Kansas, 11/14/23  
**Attempted 30 FG in a game:** Kevin Grevey (30) vs. UCLA, 3/31/75  
**Attempted 40 FG in a game:** Bill Spivey (41) XAVIER, 2/13/51

### 3-POINTERS

**Made 5 3-pointers in a game:** Antonio Reeves (6) at Vanderbilt, 2/6/24  
**Made 6 3-pointers in a game:** Antonio Reeves (6) at Vanderbilt, 2/6/24  
**Made 7 3-pointers in a game:** Reed Sheppard (7) STONEHILL, 11/17/23  
**Made 8 3-pointers in a game:** Immanuel Quickley (8) at Texas A&M, 2/25/20  
**Made 9 3-pointers in a game:** Jodie Meeks (10) at Tennessee, 1/13/09  
**Made 10 3-pointers in a game:** Jodie Meeks (10) at Tennessee, 1/13/09  
**Made 11 3-pointers in a game:** Never

**Two players made at least 5 3-pointers in a game:** Davion Mintz (6), Brandon Boston Jr. (6) vs. SOUTH CAROLINA, 3/6/21  
**Two players made at least 6 3-pointers in a game:** Davion Mintz (6), Brandon Boston Jr. (6) vs. SOUTH CAROLINA, 3/6/21  
**Two players made at least 7 3-pointers in a game:** Never  
**Attempted 10 3-pointers in a game:** Antonio Reeves (10), Rob Dillingham (10) at Texas A&M, 1/13/24  
**Attempted 15 3-pointers in a game:** Antonio Reeves (17) vs. Kansas, 11/14/23  
**Attempted 16 3-pointers in a game:** Antonio Reeves (17) vs. Kansas, 11/14/23  
**Attempted 17 3-pointers in a game:** Antonio Reeves (17) vs. Kansas, 11/14/23  
**Attempted 18 3-pointers in a game:** Derrick Miller (19) at Kansas 12/9/89  
**Attempted 19 3-pointers in a game:** Derrick Miller (19) at Kansas 12/9/89  
**Attempted 20 3-pointers in a game:** Never  
**Made a 3-pointer in 10 straight games:** Antonio Reeves (14), 1/13/24-2/27/24; Rob Dillingham (10), 1/23/24-2/27/24  
**Made a 3-pointer in 15 straight games:** Reed Sheppard (17), 11/24/23-2/6/24  
**Made a 3-pointer in 20 straight games:** Antonio Reeves (24), 2/7/23-1/6/24  
**Made a 3-pointer in 30 straight games:** Jamal Murray (36), 11/13/15-3/19/16  
**Made two 3-pointers in 10 straight games:** Jamal Murray (17), 1/23/16-3/17/16  
**Made three 3-pointers in 10 straight games:** Gerald Fitch (20), 1/14/03-3/23/03  
**Made three 3-pointers in 15 straight games:** Gerald Fitch (20), 1/14/03-3/23/03  
**Made three 3-pointers in 20 straight games:** Gerald Fitch (20), 1/14/03-3/23/03  
**Made three 3-pointers in 25 straight games:** Keith Bogans (29), 3/14/02-2/26/03

### FREE THROWS

**Made 8 FT in a game:** Antonio Reeves (8), vs. ALABAMA, 1/24/24  
**Made 9 FT in a game:** Antonio Reeves (9), vs. MISSISSIPPI STATE, 1/17/24  
**Made 10 FT in a game:** Antonio Reeves (11) at Arkansas, 3/4/23  
**Made 11 FT in a game:** Antonio Reeves (11) at Arkansas, 3/4/23  
**Made 12 FT in a game:** Oscar Tshiebwe (13) vs. GEORGIA, 1/17/23  
**Made 13 FT in a game:** Oscar Tshiebwe (13) vs. GEORGIA, 1/17/23  
**Made 14 FT in a game:** Olivier Sarr (14) vs. VANDERBILT, 1/5/21  
**Made 15 FT in a game:** Rodrick Rhodes (16) vs. Ole Miss, 1/18/95  
**Made 16 FT in a game:** Rodrick Rhodes (16) vs. Ole Miss, 1/18/95  
**Made 17 FT in a game:** Dwight Anderson (18) vs. MISSISSIPPI STATE, 2/12/79  
**Made 18 FT in a game:** Dwight Anderson (18) vs. MISSISSIPPI STATE, 2/12/79  
**Made 19 FT in a game:** Never  
**Attempted 10 FT in a game:** Rob Dillingham (10) vs. MISSOURI, 1/9/24  
**Attempted 15 FT in a game:** Oscar Tshiebwe (15) vs. VANDERBILT, 3/1/23  
**Attempted 20 FT in a game:** PJ Washington (20) vs. Kansas State, 3/22/18  
**Attempted 25 FT in a game:** Never  
**Made 20 Straight FT:** Antonio Reeves (23), 1/14/23-2/7/23  
**Made 30 Straight FT:** Tyler Herro (38), 2/16/19-3/29/19

### REBOUNDS

**15 Rebs:** Ugonna Onyenso (16) vs. FLORIDA, 1/31/24  
**20 Rebs:** Oscar Tshiebwe (25) vs. Providence, 3/17/23  
**25 Rebs:** Oscar Tshiebwe (25) vs. Providence, 3/17/23  
**26 Rebs:** Oscar Tshiebwe (28) vs. WESTERN KENTUCKY, 12/22/21  
**27 Rebs:** Oscar Tshiebwe (28) vs. WESTERN KENTUCKY, 12/22/21  
**28 Rebs:** Oscar Tshiebwe (28) vs. WESTERN KENTUCKY, 12/22/21  
**30 Rebs:** Cotton Nash (30) vs. OLE MISS, 2/8/64  
**34 Rebs:** Bob Burrow (34) vs. TEMPLE, 12/10/55  
**35 Rebs:** Never  
**20+ Rebs in two consecutive games:** Oscar Tshiebwe (2), 12/22/21-12/29/21  
**10+ Rebs in three consecutive games:** Tre Mitchell (5), 12/21/23-1/13/24  
**10+ Rebs in four consecutive games:** Tre Mitchell (5), 12/21/23-1/13/24  
**10+ Rebs in five consecutive games:** Tre Mitchell (5),



# THE LAST TIME UK ...

12/21/23-1/13/24  
**10+ rebs in 10 consecutive games:** Oscar Tshiebwe (22), 1/4/22-11/15/22  
**10+ rebs in 15 consecutive games:** Oscar Tshiebwe (22), 1/4/22-11/15/22  
**10+ rebs in 20 consecutive games:** Oscar Tshiebwe (22), 1/4/22-11/15/22  
**10+ rebs in 25 consecutive games:** Never  
**Two players had 10 rebounds:** Tre Mitchell (13), Ugonna Onyenso (10) at Texas A&M, 1/13/24  
**Three players had 10 rebounds:** Oscar Tshiebwe (15), Jacob Toppin (10), Ugonna Onyenso (10) vs. NORTH FLORIDA, 11/23/22

## ASSISTS

**6 assists:** Reed Sheppard (7) at Mississippi State, 2/27/24  
**7 assists:** Reed Sheppard (7) at Mississippi State, 2/27/24  
**8 assists:** Rob Dillingham (9) at Vanderbilt, 2/6/24  
**9 assists:** Rob Dillingham (9) at Vanderbilt, 2/6/24  
**10 assists:** D.J. Wagner (10) vs. GEORGIA, 1/20/24  
**11 assists:** Reed Sheppard (11) at Louisville, 12/21/23  
**12 assists:** TyTy Washington Jr. (17) vs. GEORGIA, 1/8/22  
**13 assists:** TyTy Washington Jr. (17) vs. GEORGIA, 1/8/22  
**14 assists:** TyTy Washington Jr. (17) vs. GEORGIA, 1/8/22  
**15 assists:** TyTy Washington Jr. (17) vs. GEORGIA, 1/8/22  
**16 assists:** TyTy Washington Jr. (17) vs. GEORGIA, 1/8/22  
**17 assists:** TyTy Washington Jr. (17) vs. GEORGIA, 1/8/22  
**18 assists:** Never  
**5+ assists in four consecutive games:** Rob Dillingham (4), 11/17/23-11/28/23  
**8+ assists in two consecutive games:** Rob Dillingham (2), 11/24/23-11/28/23

## BLOCKS

**4 blocks:** Zvonimir Ivisic (4) vs. ALABAMA, 2/24/24  
**5 blocks:** Ugonna Onyenso (10) vs. OLE MISS, 2/13/24  
**6 blocks:** Ugonna Onyenso (10) vs. OLE MISS, 2/13/24  
**7 blocks:** Ugonna Onyenso (10) vs. OLE MISS, 2/13/24  
**8 blocks:** Ugonna Onyenso (10) vs. OLE MISS, 2/13/24  
**9 blocks:** Ugonna Onyenso (10) vs. OLE MISS, 2/13/24  
**10 blocks:** Ugonna Onyenso (10) vs. OLE MISS, 2/13/24  
**11 blocks:** Nerlens Noel (12) at Ole Miss, 1/29/13  
**12 blocks:** Nerlens Noel (12) at Ole Miss, 1/29/13  
**13 blocks:** Never

## STEALS

**4 steals:** Reed Sheppard (4) vs. ALABAMA, 2/24/24  
**5 steals:** Reed Sheppard (5) at LSU, 2/21/24  
**6 steals:** Cason Wallace (8) vs. Michigan State, 11/15/22  
**7 steals:** Cason Wallace (8) vs. Michigan State, 11/15/22  
**8 steals:** Cason Wallace (8) vs. Michigan State, 11/15/22  
**9 steals:** Never  
**3+ steals in five consecutive games:** Ashton Hagans (7), 12/22/18 - 1/19/19  
**3+ steals in 10 consecutive games:** Never  
**5+ steals in 3 consecutive games:** Reed Sheppard (3), 2/13/24-2/21/24

## MINUTES

**Played every minute:** Reed Sheppard (45) vs. FLORIDA, 1/31/24  
**Played 40+ minutes:** Reed Sheppard (45) vs. FLORIDA, 1/31/24  
**Played more than 50 minutes:** Patrick Patterson (50) vs. VANDERBILT, 1/12/08

## FOULS

**Fouled out:** Adou Thiero vs. ALABAMA, 2/24/24  
**Two players fouled out:** Reed Sheppard, Rob Dillingham vs. TENNESSEE, 2/3/24  
**Three players fouled out:** Terrence Clarke, Isaiah Jackson, Olivier Sarr, Lance Ware vs. North Carolina, 12/19/20  
**Four players fouled out:** Terrence Clarke, Isaiah Jackson, Olivier Sarr, Lance Ware vs. North Carolina, 12/19/20  
**Technical foul:** Aaron Bradshaw and Rob Dillingham vs. TENNESSEE, 2/3/24

## TEAM

### WINS/LOSSES

**Won 10 straight games:** 10, 1/8/19-2/9/19  
**Won 20 straight games:** 38, 11/14/14-3/28/15  
**Won 30 straight games:** 38, 11/14/14-3/28/15  
**Won 40 straight games:** Never  
**Lost consecutive games:** 2, 1/31/24-2/3/24  
**Lost three straight games:** 4, 1/26/21-2/9/21  
**Lost four straight games:** 4, 1/26/21-2/9/21  
**Lost five straight games:** 6, 11/29/20-12/26/20  
**Lost six straight games:** 6, 11/29/20-12/26/20  
**Lost 10 straight games:** Never

## STARTS

**Started four freshmen:** Devin Askew, Brandon Boston Jr., Terrence Clarke, Isaiah Jackson vs. Georgia Tech, 12/6/20

**Started five freshmen:** Hamidou Diallo, Shai Gilgeous-Alexander, Kevin Knox, Nick Richards, PJ Washington vs. Kansas State, 3/22/17

## SCORING

**Scored 90 or more points:** 91 at Mississippi State, 2/27/24 (W, 91-89)  
**Scored 90 or more points (SEC game):** 91 at Mississippi State, 2/27/24 (W, 91-89)  
**Scored 100 or more points:** 117 vs. ALABAMA, 2/24/24 (W, 117-95)  
**Scored 100 or more points (SEC game):** 117 vs. ALABAMA, 2/24/24 (W, 117-95)  
**Scored 110 or more points:** 117 vs. ALABAMA, 2/24/24 (W, 117-95)  
**Scored 110 or more points (SEC game):** 117 vs. ALABAMA, 2/24/24 (W, 117-95)  
**Scored 120 or more points:** 120 at Vanderbilt, 2/7/96 (W, 120-81)  
**Scored 120 or more points (SEC game):** 120 at Vanderbilt, 2/7/96 (W, 120-81)  
**Scored 130 or more points:** 143 vs. Georgia, 2/27/56 (W, 143-66)  
**Scored 140 or more points:** 143 vs. Georgia, 2/27/56 (W, 143-66)  
**Scored 150 or more points:** Never  
**Scored less than 50 points:** 48 vs. Vanderbilt, 3/15/13 (L, 64-48)  
**Scored 100 points in two consecutive games:** vs. CLEVELAND STATE (11/23/16), vs. UT MARTIN (11/25/16), vs. Arizona State (11/28/16)  
**Scored 100 Points in three consecutive games:** vs. CLEVELAND STATE (11/23/16), vs. UT MARTIN (11/25/16), vs. Arizona State (11/28/16)  
**Scored 100 points in consecutive SEC games:** 2/27/56 - 3/3/56

## SHOOTING PERCENTAGES

**Shot 70% from the field:** .722 (39-54) vs. MISSISSIPPI STATE, 2/15/86  
**Shot 65% from the field:** .679 (38-56) vs. TENNESSEE, 1/15/22  
**Shot 30% or less from the field:** .288 (21-73) at Alabama (1/7/23)  
**Allowed 50% shooting:** .516 (33-64) at Mississippi State, 2/27/24  
**Allowed 60% shooting:** .627 (32-51) ARKANSAS, 2/7/23  
**Allowed 30% or less shooting:** .281 (18-64) at Alabama, 5/2/22  
**Allowed 20% or less shooting:** .197 (12-61) vs. MONTANA STATE, 11/23/14

## FREE THROWS

**Shot 90% or better from FT line:** 1.000 (12-12) at LSU, 2/21/24  
**Shot 100% from FT Line:** 1.000 (12-12) at LSU, 2/21/24  
**Shot 50% or less from FT line:** .500 (5-10) vs. Penn, 12/9/23  
**Attempted 40 FT:** 41 (27-41) vs. TENNESSEE STATE, 11/23/18  
**Attempted five or less FT:** 2 (1-2) at Vanderbilt, 1/24/23  
**Made 30 FT:** 31 (31-36) vs. MISSISSIPPI STATE, 2/4/20

## 3-POINTERS

**Hit 0 3-pointers:** 0 (0-10) vs. RICHMOND, 11/29/20  
**Hit 10 3-pointers:** 10 (10-30) at Mississippi State, 2/27/24  
**Hit 11 3-pointers:** 13 (13-24) vs. ALABAMA, 2/24/24  
**Hit 12 3-pointers:** 13 (13-24) vs. ALABAMA, 2/24/24  
**Hit 13 3-pointers:** 13 (13-24) vs. ALABAMA, 2/24/24  
**Hit 14 3-pointers:** 15 (15-26) at Vanderbilt, 2/6/24  
**Hit 15 3-pointers:** 15 (15-26) at Vanderbilt, 2/6/24  
**Hit 16 3-pointers:** 16 (16-27) vs. MARSHALL, 11/24/23  
**Hit 17 3-pointers:** 17 (17-32) vs. STONEHILL, 11/17/23  
**Hit 18 3-pointers:** 20 (20-35) vs. LSU, 3/4/95  
**Hit 19 3-pointers:** 20 (20-35) vs. LSU, 3/4/95  
**Hit 20 3-pointers:** 20 (20-35) vs. LSU, 3/4/95  
**Hit 21 3-pointers:** 21 (21-48) vs. North Carolina, 12/27/89  
**Hit 22 3-pointers:** Never

## SCORING MARGINS

**Won game by 50 points or more:** 58 vs. MONTANA STATE (W, 86-28), 11/23/14  
**Won game by 60 points or more:** 62 vs. VANDERBILT (W, 106-44), 3/5/03  
**Won game by 70 points or more:** 74 vs. UT MARTIN (W, 124-50), 11/26/94  
**Lost game by 20 points or more:** 26 at ALABAMA (L, 78-52), 1/7/23  
**Lost game by 30 points or more:** 34 vs. Duke (L, 118-84), 11/6/18  
**Lost game by 40 points or more:** 41 at Vanderbilt (L, 93-52), 2/12/08

**Lost game by 50 points or more:** 55 at Kansas (L, 150-95), 12/9/89  
**Lost game by 60 points or more:** 70 at Central (L, 87-17), 1/28/1910  
**Lost game by 70 points or more:** 70 at Central (L, 87-17), 1/28/1910  
**Game decided by one point:** at LSU, 2/21/24 (L, 75-74)  
**Game decided by two or fewer points:** at Mississippi State, 2/27/24 (W, 91-89)  
**Game decided by three or fewer points:** at Mississippi State, 2/27/24 (W, 91-89)  
**Two consecutive games decided by one point:** vs. NORTH CAROLINA (W, 73-72), 12/3/11; at Indiana (L, 73-72), 12/10/11  
**Three consecutive games decided by one point:** Never  
**Two consecutive games decided by two or fewer points:** Arkansas (L, 81-80), 2/9/21; Auburn (W, 82-80), 2/13/21  
**Three consecutive games decided by three or fewer points:** at Auburn (L, 99-97 OT), 2/11/74, vs. TENNESSEE (W, 61-58), 2/16/74 and at Ole Miss (L, 61-60), 2/18/74

## COMEBACKS

**Came back from 10-point deficit for win:** 91-89 at Mississippi State (2/27/24); Trailed by 13 at 52-39 (18:11 in 2nd)  
**Came back from 11-point deficit for win:** 91-89 at Mississippi State (2/27/24); Trailed by 13 at 52-39 (18:11 in 2nd)  
**Came back from 12-point deficit for win:** 91-89 at Mississippi State (2/27/24); Trailed by 13 at 52-39 (18:11 in 2nd)  
**Came back from 13-point deficit for win:** 91-89 at Mississippi State (2/27/24); Trailed by 13 at 52-39 (18:11 in 2nd)  
**Came back from 14-point deficit for win:** 71-70 at Florida (3/7/20); Trailed by 18 at 59-41 (11:48 in 2nd)  
**Came back from 15-point deficit for win:** 71-70 at Florida (3/7/20); Trailed by 18 at 59-41 (11:48 in 2nd)  
**Came back from 16-point deficit for win:** 71-70 at Florida (3/7/20); Trailed by 18 at 59-41 (11:48 in 2nd)  
**Came back from 17-point deficit for win:** 71-70 at Florida (3/7/20); Trailed by 18 at 59-41 (11:48 in 2nd)  
**Came back from 18-point deficit for win:** 71-70 at Florida (3/7/20); Trailed by 18 at 59-41 (11:48 in 2nd)  
**Came back from 19-point deficit for win:** 73-67 vs. Vanderbilt (2/28/17); Trailed by 19 at 25-6 (8:03 in 1st)  
**Came back from 20-point deficit for win:** 82-79 at Vanderbilt (2/22/97); Trailed by 22 at 40-18 (3:51 in 1st)  
**Came back from 30-point deficit for win:** 99-95 at LSU (2/15/94); Trailed by 31 at 68-37 (15:34 in 2nd)  
**Came back from 31-point deficit for win:** 99-95 at LSU (2/15/94); Trailed by 31 at 68-37 (15:34 in 2nd)

## REBOUNDS

**Pulled down 50 rebounds:** 50 (18-32) at Vanderbilt, 2/6/24  
**Pulled down 55 rebounds:** 59 (20-39) vs. Arizona State, 11/28/16  
**Pulled down 60 rebounds:** 62 (19-43) vs. Morehead State, 12/16/95

## OVERTIME GAMES

**Played an overtime game:** vs. FLORIDA, 1/31/24 (L, 94-91 OT)  
**Won an overtime game:** SAINT JOSEPH'S, 11/20/23 (W, 96-88 OT)  
**Lost an overtime game:** vs. FLORIDA, 1/31/24 (L, 94-91 OT)  
**Played an SEC overtime game:** vs. FLORIDA, 1/31/24 (L, 94-91 OT)  
**Won an SEC overtime game:** MISSISSIPPI STATE, 1/25/22 (W, 82-74 OT)  
**Lost an SEC overtime game:** vs. FLORIDA, 1/31/24 (L, 94-91 OT)  
**Played an overtime game in SEC Tournament:** vs. Texas A&M, 3/13/16 (W, 82-77 OT)  
**Won an overtime game in SEC Tournament:** vs. Texas A&M, 3/13/16 (W, 82-77 OT)  
**Played an overtime game in NCAA Tournament:** vs. Saint Peter's, 3/17/22 (L, 85-79 OT)  
**Won an overtime game in NCAA Tournament:** vs. St. Bonaventure, 3/16/00 (W, 85-80 2OT)  
**Lost an overtime game in NCAA Tournament:** vs. Saint Peter's, 3/17/22 (L, 85-79 OT)  
**Played two overtimes:** vs. Michigan State, 11/15/22 (L, 86-77 2OT)  
**Played three overtimes:** vs. TEMPLE 12/7/57 (W, 85-83)  
**Played four or more overtimes:** Never  
**Played two consecutive overtime games:** 1/6/15 vs. OLE MISS (W, 89-86) and 1/10/15 at Texas A&M (70-64)  
**Played three consecutive overtime games:** Never





# THE LAST TIME A UK OPPONENT ...

## INDIVIDUALS

### SCORING

**Scored 25 points:** Josh Hubbard (34) at Mississippi State, 2/27/24

**Scored 30 points:** Josh Hubbard (34) at Mississippi State, 2/27/24

**Scored 35 Points:** Bubba Parham (35), VMI, 11/21/18

**Scored 40 points:** Elston Turner (40), TEXAS A&M, 1/12/13

**Scored 45 points:** David Robinson (45), Navy, 1/25/87

**Scored 50 points:** Austin Carr (50), Notre Dame, 12/29/79

**Scored 60 points:** Pete Maravich (64), LSU, 2/21/70

**Scored 65 points:** Never

**Two players had 20 points:** Josh Hubbard (34), Tolu Smith III (21) at Mississippi State, 2/27/24

**Three players had 20 points:** Walter Clayton Jr. (23), Tyrese Samuel (22), Zyon Pullin (21) vs. FLORIDA, 1/31/24

**Two players had 30 points:** Ronnie Henderson (36) and Claren Ceasar (32), LSU, 2/15/94

**Five players scored in double figures:** ALABAMA, 2/24/24

**Six players scored in double figures:** ALABAMA, 2/24/24

### FIELD GOALS

**Made 15 FG in a game:** David Robinson (17), NAVY, 1/25/87

**Made 16 FG in a game:** David Robinson (17), NAVY, 1/25/87

**Made 17 FG in a game:** David Robinson (17), NAVY, 1/25/87

**Made 18 FG in a game:** Steve Downing (19), Indiana, 12/11/71

**Made 19 FG in a game:** Steve Downing (19), Indiana, 12/11/71

**Made 20 FG in a game:** Johnny Neumann (20), Ole Miss, 1/2/71

**Made 21 FG in a game:** Austin Carr (21), Notre Dame, 12/29/70

**Made 22 FG in a game:** Austin Carr (22), Notre Dame, 3/12/70

**Made 23 FG in a game:** Pete Maravich (23), LSU, 2/21/70

**Made 24 FG in a game:** Never

**Attempted 17 FG in a game:** Josh Hubbard (24) at Mississippi State, 2/27/24

**Attempted 18 FG in a game:** Josh Hubbard (24) at Mississippi State, 2/27/24

**Attempted 19 FG in a game:** Josh Hubbard (24) at Mississippi State, 2/27/24

**Attempted 20 FG in a game:** Josh Hubbard (24) at Mississippi State, 2/27/24

**Attempted 25 FG in a game:** JD Notae (26), Arkansas, 2/26/22

**Attempted 30 FG in a game:** Freeman Williams (40), Portland State, 12/16/17

**Attempted 35 FG in a game:** Freeman Williams (40), PORTLAND STATE, 12/16/77

**Attempted 40 FG in a game:** Freeman Williams (40), PORTLAND STATE, 12/16/77

**Attempted 45 FG in a game:** Johnny Neumann (50), Ole Miss, 1/2/71

**Attempted 50 FG in a game:** Johnny Neumann (50), Ole Miss, 1/2/71

**Attempted 53 FG in a game:** Pete Maravich (53), LSU, 2/22/69

**Attempted 54 FG in a game:** Never

### 3-POINTERS

**Made 5 3-pointers in a game:** Josh Hubbard (7) at Mississippi State, 2/27/24

**Made 6 3-pointers in a game:** Josh Hubbard (7) at Mississippi State, 2/27/24

**Made 7 3-pointers in a game:** Josh Hubbard (7) at Mississippi State, 2/27/24

**Made 8 3-pointers in a game:** Bubba Parham (10), VMI, 11/18/18

**Made 9 3-pointers in a game:** Bubba Parham (10), VMI, 11/18/18

**Made 10 3-pointers in a game:** Bubba Parham (10), VMI, 11/18/18

**Made 11 3-pointers in a game:** Corey Allmond (11), Sam Houston State, 11/19/2009

**Made 12 3-pointers in a game:** Never

**Attempted 10 3-pointers in a game:** Josh Hubbard (14) at Mississippi State, 2/27/24

**Attempted 15 3-pointers in a game:** Bubba Parham (16), VMI, 11/18/18

**Attempted 16 3-pointers in a game:** Bubba Parham (16), VMI, 11/18/18

**Attempted 17 3-pointers in a game:** Chris Jackson (17), LSU, 2/15/90

**Attempted 18 3-pointers in a game:** Jeff Boschee (18), Kansas, 3/14/99

**Attempted 19 3-pointers in a game:** Never

### FREE THROWS

**Made 10 FT in a game:** Jabri Abdur-Rahim (11), Silas Demary Jr. (10), vs. GEORGIA, 1/20/24

**Made 11 FT in a game:** Jabri Abdur-Rahim (11), vs. GEORGIA, 1/20/24

**Made 12 FT in a game:** Xavier Pinson (12), LSU, 2/23/22

**Made 13 FT in a game:** Samir Doughty (14), Auburn, 2/1/20

**Made 14 FT in a game:** Samir Doughty (14), Auburn, 2/1/20

**Made 15 FT in a game:** Brenton Williams (15), South Carolina, 3/1/14

**Made 16 FT in a game:** Dan Cross (16), FLORIDA, 2/18/95

**Made 17 FT in a game:** John Mengelt (17), AUBURN, 3/2/70

**Made 18 FT in a game:** Pete Maravich (18), LSU, 2/21/70

**Made 19 FT in a game:** Never

**Attempted 15 FT in a game:** Samir Doughty (15), Auburn, 2/1/20

**Attempted 20 FT in a game:** Harding McCaleb (25), Louisville, 2/22/1916

**Attempted 25 FT in a game:** Harding McCaleb (25), Louisville, 2/22/1916

**Attempted 26 FT in a game:** Never

### REBOUNDS

**15 Rebs:** Myles Foster (15), vs. ILLINOIS STATE, 12/29/23

**16 Rebs:** Hunter Dickinson (21), vs. Kansas, 11/14/23

**17 Rebs:** Hunter Dickinson (21), vs. Kansas, 11/14/23

**18 Rebs:** Hunter Dickinson (21), vs. Kansas, 11/14/23

**19 Rebs:** Hunter Dickinson (21), vs. Kansas, 11/14/23

**20 Rebs:** Hunter Dickinson (21), vs. Kansas, 11/14/23

**25 Rebs:** Leon Douglas (25), ALABAMA, 1/20/75

**30 Rebs:** Kenneth Stanley (30), SOUTHERN CAL, 12/4/61

**31 Rebs:** Never

**Two players had 10 rebounds:** Hunter Dickinson (21) and Kevin McCullar Jr. (10), vs. Kansas, 11/14/23

**Three players had 10 rebounds:** Craig Victor II (12), Tim Quarterman (10), Ben Simmons (10), LSU, 1/5/16

### ASSISTS

**10 assists:** Zakai Zeigler (13), vs. TENNESSEE, 2/3/24

**11 assists:** Zakai Zeigler (13), vs. TENNESSEE, 2/3/24

**12 assists:** Zakai Zeigler (13), vs. TENNESSEE, 2/3/24

**13 assists:** Zakai Zeigler (13), vs. TENNESSEE, 2/3/24

**14 assists:** Billy McCaffrey (14), Vanderbilt, 1/13/93

**15 assists:** Eric Richardson (15), Alabama, 2/4/84

**16 assists:** Never

### BLOCKS

**5 blocks:** Makhel Mitchell (5), ARKANSAS, 2/7/23

**6 blocks:** Jamarion Sharp (7), WESTERN KENTUCKY, 12/22/21

**7 blocks:** Jamarion Sharp (7), WESTERN KENTUCKY, 12/22/21

**8 blocks:** Jarvis Varnado (10), Mississippi State, 1/15/08

**9 blocks:** Jarvis Varnado (10), Mississippi State, 1/15/08

**10 blocks:** Jarvis Varnado (10), Mississippi State, 1/15/08

**11 blocks:** Samaki Walker (11), Louisville, 1/1/95

**12 blocks:** Never

### STEALS

**5 steals:** Andersson Garcia (5), at Texas A&M, 1/13/24

**6 steals:** Mark Sears (6), at Alabama, 1/7/23

**7 steals:** Ben Simmons (7), LSU, 3/5/16

**8 steals:** Never

### TRIPLE-DOUBLE

**Had a triple-double:** Kevin McCullar Jr. 12 points, 10 rebounds, 10 assists, vs. Kansas, 11/14/23

## TEAM

### SCORING

**Scored 90 or more points:** 95, vs. ALABAMA, 2/24/24 (W, 117-95)

**Scored 90 or more points (SEC game):** 95, vs. ALABAMA, 2/24/24 (W, 117-95)

**Scored 100 or more points:** 103, vs. TENNESSEE, 2/3/24 (L, 103-92)

**Scored 100 or more points (SEC game):** 103, vs. TENNESSEE, 2/3/24 (L, 103-92)

**Scored 110 or more points:** 118, Duke, 11/6/18 (L, 118-84)

**Scored 110 or more points (SEC game):** 110, Vanderbilt, 3/4/67 (L, 110-94)

**Scored 120 or more points:** 121, North Carolina, 12/27/89 (L, 121-110)

**Scored 120 or more points (SEC game):** Never

**Scored 130 or more points:** 150, Kansas, 12/9/89 (L, 150-95)

**Scored 140 or more points:** 150, Kansas, 12/9/89 (L, 150-95)

**Scored 150 or more points:** 150, Kansas, 12/9/89 (L, 150-95)

**Scored 160 or more points:** Never

**Scored less than 50 points:** 46, NEW MEXICO STATE, 11/6/23 (W, 86-46)

**Scored less than 50 points (SEC game):** 48, SOUTH CAROLINA, 2/5/19 (W, 76-48)

**Scored less than 40 points:** 39, West Virginia, 3/26/15 (W, 78-39)

**Scored less than 40 points (SEC game):** 37, MISSOURI, 1/13/15 (W, 86-37)

**Scored less than 30 points:** 28, MONTANA STATE, 11/23/14 (W, 86-28)

**Scored less than 30 points (SEC game):** 26, GEORGIA TECH, 1/28/46 (W, 86-37)

**Scored less than 20 points:** 18, WESTERN ONTARIO, 12/10/49 (W, 90-21)

**Scored less than 20 points (SEC game):** 18, ALABAMA, 2/10/40 (W, 46-18)

**Scored less than 10 points:** 9, Tulane, 12/21/34 (W, 39-9)

**Scored less than 10 points (SEC game):** Never

### SHOOTING PERCENTAGES

**Shot 70% from the field:** Never

**Shot 60% from the field:** .627 (32-51), ARKANSAS, 2/7/23

**Shot 50% from the field:** .516 (33-64), at Mississippi State, 2/27/24

**Shot 30% or less from the field:** .281 (18-64) at Alabama, 2/5/22

**Shot 20% or less from the field:** .197 (12-61), MONTANA STATE, 11/23/14

**Shot 10% or less from the field:** Never (shooting percentages not recorded prior to 1947)

### 3-Pointers

**Made 10 or more 3-pointers:** 11 (11-25), at Mississippi State, 2/27/24

**Made 15 or more 3-pointers:** 15 (15-37), SAINT JOSEPH'S, 11/20/23

**Made 20 or more 3-pointers:** Never

**Made zero 3-pointers:** 0 (0-15), Auburn, 1/19/13

**Attempted 30 or more 3-pointers:** 34 (11-34), at Vanderbilt, 2/6/24

### FREE THROWS

**Shot 90% or better from FT line:** 90.0 (18-20), vs. Vanderbilt, 3/10/23

**Shot 100% from FT Line:** 16-16, TEXAS A&M, 1/21/23

**Shot 50% or less from FT line:** .455 (5-11), A&M-COMMERCE, 11/10/23

**Attempted 40 FT:** 44 (33-44), Auburn, 2/1/20

**Attempted five or less FT:** 5 (5-5), NEW MEXICO STATE, 11/6/23

**Made 30 FT:** 33 (33-44), Auburn, 2/1/20

### REBOUNDS

**Pulled down 50 rebounds:** 50 (17-33), vs. FLORIDA, 1/31/24

**Pulled down 20 offensive rebounds:** 25, at Texas A&M, 1/13/24



# RUPP ARENA AT CENTRAL BANK CENTER

Year-by-Year Records		
Season	W-L	Percentage
2023-24	12-4	.750
2022-23	14-4	.778
2021-22	18-0	1.000
2020-21	5-6	.455
2019-20	16-2	.889
2018-19	17-1	.944
2017-18	16-2	.889
2016-17	15-2	.882
2015-16	17-0	1.000
2014-15	19-0	1.000
2013-14	16-2	.889
2012-13	16-2	.889
2011-12	18-0	1.000
2010-11	15-0	1.000
2009-10	18-0	1.000
2008-09	12-6	.667
2007-08	14-4	.778
2006-07	14-2	.875
2005-06	10-5	.667
2004-05	14-1	.933
2003-04	11-2	.846
2002-03	12-1	.923
2001-02	12-3	.800
2000-01	11-1	.917
1999-2000	14-0	1.000
1998-99	12-1	.923
1997-98	9-3	.750
1996-97	12-1	.923
1995-96	13-0	1.000
1994-95	12-1	.923
1993-94	13-1	.929
1992-93	16-0	1.000
1991-92	15-2	.882
1990-91	13-0	1.000
1989-90	13-2	.867
1988-89	8-6	.571
1987-88	14-2	.875
1986-87	13-2	.867
1985-86	18-0	1.000
1984-85	11-3	.786
1983-84	16-0	1.000
1982-83	14-1	.933
1981-82	15-1	.938
1980-81	15-0	1.000
1979-80	12-3	.800
1978-79	11-4	.733
1977-78	16-0	1.000
1976-77	12-2	.857
Total	659-85	.886
Year Opened: 1976		
First Game: Nov. 27, 1976		
All-Time Record: 659-85 (88.6%)		
Record Under Calipari: 232-25 (90.3%)		
Capacity: 20,500		
Record Crowd: 24,479 (1/20/10)		
Longest Win Streak: 54 (11/9/10-12/1/12)		
Current Win Streak: 2		

## Cats Rock at Rupp

The Wildcats are 659-85 (88.6%) in Rupp Arena. Among the most notable marks of dominance as the nation's toughest venue to play include:

- School record 54-game winning streak to begin the John Calipari era
- Kentucky is 356-51 (87.5%) in regular-season SEC games in Rupp
- The Wildcats set a program home record of 19 wins in 2014-15
- UK has gone undefeated at home in six of Calipari's 14 seasons
- Kentucky has a perfect mark in 14 of Rupp Arena's 46 seasons

## 600 Wins at Rupp in Record Time

With a victory over Fairleigh Dickinson on Dec. 7, 2019, Kentucky reached the 600-win mark at Rupp Arena faster than any other program in NCAA Division I level history. UK needed just 670 games to reach win No. 600 in Rupp Arena.

It took UCLA, which previously owned the fastest pace to 600 wins, 689 games in Pauley Pavilion. Only one other team, Kansas, achieved win No. 600 in fewer than 700 games at its home venue. The Jayhawks reached the significant win in their 699th game.

## Cal Owns Longest Win Streaks in Rupp

With UK's 2011-12 season-opening victory over Marist, UK head coach John Calipari recorded his 34th consecutive win in Rupp Arena as UK's head coach. It broke former UK head coach Rick Pitino's longest streak of 33 games in the venue.

The winning streak reached as long as 54 games. Calipari didn't suffer his first loss in Rupp Arena until losing to Baylor in his fourth season, in 2012-13. The 54-game run, however, was his longest career home winning streak. He also had the second-longest streak in the arena as the Cats won 42 straight from March 4, 2014 to Nov. 25, 2016.

## New Court Design in 2023-24

A new basketball court is slated to come to Rupp Arena at Central Bank Center in 2023-24. It features the UK logo at midcourt and a contrasting wood stain outline of the State of Kentucky earlier this season. The updated court design also features perimeter borders painted Kentucky Blue with the Kentucky Wordmark on each baseline, the Rupp Arena at Central Bank Center logos on the wings and the Southeastern Conference logos in the lanes.

The Cawood's Court marker memorializing legendary radio play-by-play announcer Cawood Ledford remains at midcourt in front of the broadcast table on the opposite side from the team benches, and the UK logo with "Mr. Wildcat" honoring longtime manager Bill Keightley is still in front of the UK bench.

## Pack the House

Until reducing capacity for the 2019-20 season, Kentucky had led the nation in average home attendance in 20 of 24 seasons. That number included a Rupp Arena record of 24,110 in John Calipari's first season (2009-10) as head coach and averaging more than 23,000 in seven of Calipari's first 10 seasons.

Kentucky averaged 19,873 in 18 home games in 2022-23.

## The Top-Ranked Team at Home

Kentucky has lost just four times at home as the Associated Press top-ranked team in the history of the program and just three times in Rupp Arena. Prior to the losses to Evansville (Nov. 12, 2019) and UCLA (Dec. 3, 2016), the other two losses came by just one point.

The Wildcats are 54-3 all-time as the AP No. 1 team in Rupp Arena since its opening in 1976. The first loss was to Auburn, 53-52, on Jan. 9, 1988.

## Coach Cal in Rupp Arena

It's been downright difficult to beat Kentucky in Rupp Arena during the John Calipari era. UK is 232-25 (90.3%) in Rupp Arena under Calipari.

- Kentucky is 27-8 (77.1%) vs. Associated Press Top 25 opponents in Rupp in the Calipari era
- UK is 205-17 (92.3%) vs. AP unranked teams in Rupp under Calipari
- The Wildcats are 118-9 (92.9%) at home vs. nonconference foes under Calipari
- Calipari notched his 100th career win in Rupp Arena as Kentucky's coach with the Wildcats' 110-75 rout of Auburn on Feb. 21, 2014. It took Calipari 104 games to reach the century mark, the fastest of any UK coach

## Cal is All-Time Winningest Coach in Rupp History

With a 101-70 victory over Cleveland State on Nov. 23, 2016, John Calipari passed former UK head coach Joe B. Hall for most wins in Rupp Arena. Calipari now has 232 wins inside the historic venue, more than 100 than Hall's 122 victories.

## 2023-24 Opponent Breakdown

### New Mexico State (Nov. 6)

All-time games in Rupp Arena: 1  
UK record in Rupp vs. NMSU: 1-0  
Last time in Rupp Arena: UK, 86-64 (11/6/23)

### Texas A&M-Commerce (Nov. 10)

All-time games in Rupp Arena: 1  
UK record in Rupp vs. TAMUC: 1-0  
Last time in Rupp Arena: UK, 81-61 (11/10/23)

### Stonehill (Nov. 17)

All-time games in Rupp Arena: 1  
UK record in Rupp vs. SC: 1-0  
Last time in Rupp Arena: UK, 101-67 (11/17/23)

### Saint Joseph's (Nov. 20)

All-time games in Rupp Arena: 1  
UK record in Rupp vs. SJU: 1-0  
Last time in Rupp Arena: UK, 96-88<sup>OT</sup> (11/20/23)

### Marshall (Nov. 24)

All-time games in Rupp Arena: 5  
UK record in Rupp vs. MU: 5-0  
Last time in Rupp Arena: UK, 118-82 (11/24/23)

### Miami (Nov. 28)

All-time games in Rupp Arena: 3  
UK record in Rupp vs. UM: 2-1  
Last time in Rupp Arena: UK, 95-73 (11/28/23)

### UNC Wilmington (Dec. 2)

All-time games in Rupp Arena: 1  
UK record in Rupp vs. UNCW: 0-1  
Last time in Rupp Arena: UNCW, 80-73 (12/2/23)

### Illinois State (Dec. 29)

All-time games in Rupp Arena: 2  
UK record in Rupp vs. ISU: 2-0  
Last time in Rupp Arena: UK, 90-76 (12/29/23)

### Missouri (Jan. 9)

All-time games in Rupp Arena: 6  
UK record in Rupp vs. MU: 7-0  
Last time in Rupp Arena: UK, 90-77 (1/9/24)

### Mississippi State (Jan. 17)

All-time games in Rupp Arena: 33  
UK record in Rupp vs. MSU: 31-2  
Last time in Rupp Arena: UK, 90-77 (1/17/24)

### Georgia (Jan. 20)

All-time games in Rupp Arena: 44  
UK record in Rupp vs. UGA: 40-4  
Last time in Rupp Arena: UK, 105-96 (1/20/24)

### Florida (Jan. 31)

All-time games in Rupp Arena: 48  
UK record in Rupp vs. UF: 38-10  
Last time in Rupp Arena: UF, 94-91<sup>OT</sup> (1/31/24)

### Tennessee (Feb. 3)

All-time games in Rupp Arena: 48  
UK record in Rupp vs. UT: 40-8  
Last time in Rupp Arena: UT, 103-92 (2/3/24)

### Gonzaga (Feb. 10)

All-time games in Rupp Arena: 1  
UK record in Rupp vs. GU: 0-1  
Last time in Rupp Arena: GU, 89-85 (2/10/24)

### Ole Miss (Feb. 13)

All-time games in Rupp Arena: 34  
UK record in Rupp vs. OM: 33-1  
Last time in Rupp Arena: UK, 75-63 (2/13/24)

### Alabama (Feb. 24)

All-time games in Rupp Arena: 35  
UK record in Rupp vs. UA: 29-6  
Last time in Rupp Arena: UK, 117-95 (2/24/24)

### Arkansas (March 2)

All-time games in Rupp Arena: 18  
UK record in Rupp vs. UA: 13-5  
Last time in Rupp Arena: UA, 88-73 (2/7/23)

### Vanderbilt (March 6)

All-time games in Rupp Arena: 45  
UK record in Rupp vs. VU: 42-3  
Last time in Rupp Arena: VU, 68-66 (3/1/23)



# COACH CALIPARI

## Calipari Reaches 800 Career Victories in 2021-22; 400 Wins at Kentucky in 2023-24

With Kentucky's overtime win over Mississippi State on Jan. 25, 2022, John Calipari reached 800 on-court wins. At the time he was one of just 22 coaches, regardless of NCAA level of classification, to reach that barrier. Only 14 coaches have done it with at least 10 seasons at the Division I level.

Calipari became the fourth-fastest coach to 800 on-court wins ever at 1,037 games. Only Adolph Rupp (972 games), Roy Williams (1,012 games) and Dean Smith (1,029 games) did it faster. At Kentucky, Calipari owns the second-most wins in program history, trailing only the legendary Adolph Rupp, who led the Wildcats for 41 seasons and spanned 1,066 games.

Although Calipari is still climbing the charts, he is doing it nearly as fast as anyone else in NCAA history. When he defeated Mississippi State on Jan. 17, 2024, Calipari became the third-fastest active head coach to 400 wins at a single program, trailing only Bill Self (Kansas - 484 games) and Mark Few (Gonzaga - 499 games). Calipari needed just 516 games to reach the 400-win plateau, and in Division I history he reached that milestone in the eighth-fewest games. Rupp in just 477 games was the fastest to achieve the feat.

### **Coaching On-Court Win Totals at the Division I Level through games on Feb. 27, 2024:**

1. Mike Krzyzewski - 1,202

7. Adolph Rupp - 876

8. Bob Huggins - 863

9. John Calipari - 852 (*active*)

10. Rick Pitino - 850 (*active*)

## Calipari Ahead of the Pack at Kentucky

Through 14 seasons at Kentucky, John Calipari's time in Lexington has been every bit as successful -- and more -- as fans hoped it would when he agreed to become the head coach at Kentucky in the spring of 2009.

By just about every measure, he is the most successful coach in college basketball during the last decade-plus. Among schools who have been to at least two Final Fours since 2009-10, Calipari ranks:

- First in NCAA Tournament wins (32)
- First in Final Four appearances (four)
- First in Elite Eight appearances (seven)
- First in Sweet Sixteen appearances (eight)
- Second in league tournament titles (six)
- Third in regular-season conference titles (six)
- Third in NCAA titles (one)

## First-Ballot Hall of Famer

Kentucky men's basketball coach John Calipari joined basketball's fraternity of legends in September 2015 after being elected to the Naismith Memorial Basketball Hall of Fame on the first ballot.

Calipari joined an elite group of basketball players and coaches in the Naismith Hall of Fame, considered to be one of the ultimate honors in the sport. The Class of 2015 included Calipari, Dick Bevetta, Wildcat Louie Dampier, Lindsay Gaze, Tom Heinsohn, John Isaacs, Spencer Haywood, Lisa Leslie, Dikembe Mutombo, George Raveling and JoJo White.

Calipari was inducted in Springfield, Massachusetts. Nearly 70 former players joined him on stage during his acceptance speech.

## Calipari Receives Jefferson Award

Kentucky men's basketball head coach John Calipari received the Jefferson Award for Outstanding Public Service in Sports by Multiplying Good on Nov. 2, 2022. For more than 50 years, Multiplying Good has honored those who put others first. Those receiving the Jefferson Award are empowered to do more, while their stories of extraordinary public service inspire others to action. It is an award that underscores impact.

- Founded over 50 years ago by Jackie Kennedy Onassis, Sen. Bob Taft Jr., and Sam Beard, Multiplying Good is the world's most foremost and highly celebrated organization focused on and honoring public service
- Other recipients of the Jefferson Award include Arthur Ashe, Tom Brokaw, Larry Fitzgerald, Betty Ford, John Glenn, Bob Hope, Steve Jobs, Shaquille O'Neal, General Colin Powell, John D. Rockefeller and Oprah Winfrey
- Calipari is the first men's college basketball coach to receive the honor

## Coach Cal Immortalized at UMass, Clarion, Conference USA

John Calipari's Hall of Fame rise began at UMass, and the school honored his program's breakthrough in the 1990s by unveiling a statue of Calipari on the Amherst campus in September 2021. Calipari was one of four icons synonymous with UMass basketball to earn the honor. Calipari's statue was unveiled next to Marcus Camby, Julius Erving and the late Jack Leaman outside the Mullins Center.

At UMass, Calipari led the Minutemen to a 193-71 on-court record in his eight seasons as head coach from 1989-96. His .731 career winning percentage remains the best in school history, and he ranks second all-time at UMass in victories with 193. Calipari led UMass to

five straight NCAA Tournament appearances from 1992 to 1996 after UMass had gone to the NAAs only once in the first 81 years of the program. His Minutemen made the Atlantic 10's first and only Final Four appearance during the 1996 season, during which they went 35-2 overall and spent 10 weeks ranked No. 1 in the nation. Following the 1996 season, Calipari was named National Coach of the Year by the National Association of Basketball Coaches, The Sporting News and Naismith.

Not only did John Calipari have a statue erected in his honor, the court at Clarion -- Calipari's alma mater -- is now named after the Hall of Famer. The court in Tippin Gymnasium was officially renamed the John V. Calipari Court in September 2021 and will be known as Coach Cal Court.

Like many coaches, Calipari began his career in basketball on the court as a player. He he was a star high school basketball player at Moon High School in Western Pennsylvania under another Clarion graduate Joe Sacco. Calipari started his college playing career at UNC Wilmington before transferring to Clarion in 1981, helping the Golden Eagles reach their first NCAA Division II Tournament in program history that year.

In the summer of 2022, Calipari was enshrined into the Conference USA Hall of Fame. Calipari is being honored by the league for his impressive tenure as head men's basketball coach at the University of Memphis, where he coached from the 2000-01 season through 2008-09. Calipari led the Tigers to the 2008 NCAA title game, including 38 wins that season, making him the winningest coach for a single season in NCAA history. As a result, he earned his second Naismith National Coach of the Year honor, becoming only the second coach to earn the honor multiple times since its inception in 1987. He was also C-USA Coach of the Year that season.

Calipari, the 2009 Sports Illustrated National Coach of the Year, led the Tigers to nine straight 20-win campaigns and nine consecutive postseason appearances, the only Memphis coach to do that. He posted 252 on-court wins -- 28.0 wins per season -- as the Tigers' head coach, making him the winningest coach in school history. From 2006-08, the Tigers won 104 games, making Calipari the winningest head coach in NCAA Division I history in a three-year span.

## Calipari Named Coach of the Decade

Underscored by more victories than any other coach or program in his first 10 seasons at the helm at Kentucky, more Final Four appearances, a record number of NBA Draft picks, and the 2012 national championship, John Calipari was named the College Basketball Coach of the Decade by Sporting News in January 2020.

In a piece penned by national writer Mike DeCourcy, Sporting News credited Calipari for changing the college basketball landscape. Detailing Calipari's success -- what DeCourcy described as a "college basketball revolution" -- DeCourcy wrote that "no one defined the 2010s in the same way as Calipari ... nor achieved the same degree of consistent success."

In an era where kids can enter the NBA Draft at 19 years old, Calipari masterfully balances the priority of players' long-term professional dreams with individual and team development, leading to on-court success that no other team has matched.

## Calipari Unrivaled in Conference

John Calipari has won 16 league regular-season championships (including six Southeastern Conference titles) seven more than the next-closest coach in the SEC (Bruce Pearl has nine). Calipari has won six SEC Tournament championships at Kentucky and owns 15 conference tournament titles in his career, 10 more than his closest competitor (Nate Oats).

Calipari has tallied a 403-131 (75.5%) all-time record within conference play as a head coach and owns a 195-65 (75.0%) record since joining the SEC.

Although he's been publicly outspoken against conference tournaments -- only because he doesn't favor playing three or more games on consecutive days to win the tournament -- his teams have gotten up for them. Calipari's teams at UMass, Memphis and Kentucky have been to 19 conference championship games in his career, winning a remarkable 15 of them. Calipari is 58-15 (79.5%) all-time in conference tournaments, including 24-7 (77.4%) at UK. Calipari ranks third in SEC Tournament wins.

## There's No Place Like Home

John Calipari-coached teams have posted an all-time record of 471-57 (89.2%) record at home in his stops at UMass, Memphis and Kentucky. At UK, Coach Cal is 232-25 (90.3%) in Rupp Arena.

In six of Calipari's seasons at Kentucky, the Wildcats have posted an undefeated record at home, including a school-record 19-0 mark during the 2014-15 season.

Calipari owns both of UK's longest winning streaks in the arena. He began his career at UK with a 54-game winning streak at Rupp Arena. It was the longest winning streak since the arena opened in 1976. With a win over Georgia on Feb. 9, 2016, he secured the second-longest streak in the storied building at 34 games (which ended at 42).

Coach	Streak (Yrs)
1. <b>John Calipari</b>	<b>54 (2010-13)</b>
2. <b>John Calipari</b>	<b>42 (2014-17)</b>
3. Rick Pitino	33 (1992-94)
4. Joe B. Hall	30 (1981-82)
5. <b>John Calipari</b>	<b>28 (2021-23)</b>





**UK vs. AP Ranked Foes Under Cal**  
**Record as AP Top-Ranked Coach**  
**Since 2009-10**

## Record as AP Top-Ranked Coach Active

as of Feb. 27, 2024

Player (School)	Round	Year (Overall)
Bam Adebayo (UK)	First	2017 (14)
Eric Bledsoe (UK)	First	2010 (18)
Devin Booker (UK)	First	2015 (13)
Brandon Boston Jr. (UK)	Second	2021 (51)
Antonio Burks (MEM)	Second	2004 (36)
Marcus Camby (UMASS)	First	1996 (2)
Rodney Carney (MEM)	First	2006 (16)
DeMarcus Cousins (UK)	First	2010 (5)
Willie Cauley-Stein (UK)	First	2015 (6)
Anthony Davis (UK)	First	2012 (1)
Hamidou Diallo (UK)	Second	2018 (45)
Joey Dorsey (MEM)	Second	2008 (33)
C. Douglas-Roberts (MEM)	Second	2008 (40)
Robert Dozier (MEM)	Second	2009 (60)
Tyreke Evans (MEM)	First	2009 (4)
De'Aaron Fox (UK)	First	2017 (5)
S. Gileous-Alexander (UK)	First	2018 (11)
Archie Goodwin (UK)	First	2013 (29)
Josh Harrellson (UK)	Second	2011 (45)
Andrew Harrison (UK)	Second	2015 (44)
Tyler Herro (UK)	First	2019 (13)
Isaiah Jackson (UK)	First	2021 (22)
Dakari Johnson (UK)	Second	2015 (48)
Keldon Johnson (UK)	First	2019 (29)
Terrence Jones (UK)	First	2012 (18)
Enes Kanter (UK)	First	2011 (3)
Michael Kidd-Gilchrist (UK)	First	2012 (2)
Brandon Knight (UK)	First	2011 (8)
Kevin Knox (UK)	First	2018 (9)
Skal Labissière (UK)	First	2016 (28)
Doron Lamb (UK)	Second	2012 (42)
DeAndre Liggins (UK)	Second	2011 (53)
Chris Livingston (UK)	Second	2023 (58)
Trey Lyles (UK)	First	2015 (12)
Tyrese Maxey (UK)	First	2020 (21)
Darius Miller (UK)	Second	2012 (46)
Malik Monk (UK)	First	2017 (11)
Jamal Murray (UK)	First	2016 (7)
Nerlens Noel (UK)	First	2013 (6)
Daniel Orton (UK)	First	2010 (29)
Patrick Patterson (UK)	First	2010 (14)
Immanuel Quickley (UK)	First	2020 (25)
Julius Randle (UK)	First	2014 (7)
Nick Richards (UK)	Second	2020 (42)
Lou Roe (UMass)	Second	1995 (30)
Derrick Rose (MEM)	First	2008 (1)
Shaheed Sharpe (UK)	First	2022 (7)
Marquis Teague (UK)	First	2012 (29)
Karl-Anthony Towns (UK)	First	2015 (1)
Tyler Ulis (UK)	Second	2016 (34)
Jarred Vanderbilt (UK)	Second	2018 (41)
Daijuan Walker (MEM)	First	2002 (6)
John Wall (UK)	First	2010 (1)
Cason Wallace (UK)	First	2023 (10)
PJ Washington (UK)	First	2019 (12)
TyTy Washington Jr. (UK)	First	2022 (29)
Shawne Williams (MEM)	First	2006 (17)
James Young (UK)	First	2014 (17)

As good as John Calipari's team's have been at home, they're pretty good in hostile environments on the road. Dating back to the 2005-06 season, Calipari has recorded a 130-65 (66.7%) record on the road. At neutral-site venues, Kentucky is 85-34 (71.4%) under Calipari.

When Kentucky clinched a share of the 2017 Southeastern Conference championship, John Calipari became the first NCAA Division I coach to lead three different programs (UMass, Memphis, Kentucky) to five on-court regular-season league titles five different times. He won the Atlantic 10 at the helm of UMass in 1992, '93, '94, '95 and '96, Memphis claimed the Conference USA crown in 2004, '06, '07, '08 and '09, and Kentucky has captured the SEC six times in 2010, '12, '15, '16, '17 and '20.

## Calipari at No. 1

25. John Calipari is one of just two coaches (Frank McGuire) to lead three programs to a No. 1 ranking in the Associated Press Top 25.

Calipari has led seven of his 15 UK teams to the No. 1 ranking and eight of his last 17 teams to the top (he's done it 10 times overall). When Coach Cal's teams are at the top, they're difficult to knock off:

- Calipari is 110-13 (89.4%) as the top-ranked Associated Press Top 25 coach in the country

<b>National Player of the Year</b>	Julius Randle	2014 (Coaches/AP)	Willie Cauley-Stein	2013
John Wall (2010)	Karl-Anthony Towns	2015 (Coaches/AP)	Archie Goodwin	2013
Adolph Rupp, Yahoo!, Rivals	Malik Monk	2017 (Coaches/AP)	Nerlens Noel	2013
	Kevin Knox	2018 (Coaches)	Alex Poythress	2013
Anthony Davis (2012)	Tyler Herro	2019 (AP)	Julius Randle	2014
Adolph Rupp, AP, CBS, Basketball Times, Naismith, Sporting News, USBWA, Wooden	Keldon Johnson	2019 (Coaches)	James Young	2014
			Devin Booker	2015
	<b>SEC Sixth Man of the Year</b>		Trey Lyles	2015
Oscar Tshiebwe (2022)	Darius Miller	2012 (Coaches)	Karl-Anthony Towns	2015
AP, CBS, College Hoops Today, NABC, Naismith, Sporting News, The Athletic, The Field of 68, USBWA, USA Today, Wooden	Kyle Wiltjer	2013 (Coaches)	Tyler Ulis	2015
	Devin Booker	2015 (Coaches)	Jamal Murray	2016
	Antonio Reeves	2023 (Coaches)	Bam Adebayo	2017
			De'Aaron Fox	2017
<b>All-America Honors (NCAA Recognized)</b>	<b>CoSIDA Academic All-America</b>		Malik Monk	2017
DeMarcus Cousins (2010)	Alex Poythress (2nd)	2016	Shai Gilgeous-Alexander	2018
AP (1), NABC (2), USBWA (2), SN (2)			Kevin Knox	2018
	<b>All-SEC</b>		Tyler Herro	2019
John Wall (2010)	DeMarcus Cousins (2010)	1st (Coaches/AP)	Keldon Johnson	2019
AP (1), NABC (1), USBWA (1), SN (1)	Patrick Patterson (2010)	1st (Coaches)/2nd (AP)	Tyrese Maxey	2020
	John Wall (2010)	1st (Coaches/AP)	Isaiah Jackson	2021
Anthony Davis (2012)	Terrence Jones (2011)	1st (Coaches/AP)	TyTy Washington Jr.	2022
AP (1), NABC (1), USBWA (1), SN (1)	Brandon Knight (2011)	1st (Coaches)/2nd (AP)	Chris Livingston	2023
	Anthony Davis (2012)	1st (Coaches/AP)	Cason Wallace	2023
Michael Kidd-Gilchrist (2012)	Mike Kidd-Gilchrist (2012)	1st (Coaches/AP)		
USBWA (2), SN (2), AP (3), NABC (3)	Terrence Jones (2012)	2nd (Coaches/AP)	<b>NCAA Final Four Team</b>	
	Doron Lamb (2012)	2nd (Coaches)	Anthony Davis (MVP)	2012
Julius Randle (2014)	Nerlens Noel (2013)	1st (Coaches/AP)	Michael Kidd-Gilchrist	2012
AP (3), NABC (3)	Julius Randle (2014)	1st (Coaches/AP)	Doron Lamb	2012
	James Young (2014)	2nd (Coaches)	Julius Randle	2014
Willie Cauley-Stein (2015)	Devin Booker (2015)	2nd (Coaches)	James Young	2014
AP (1), NABC (1), USBWA (1), SN (1)	Willie Cauley-Stein (2015)	1st (Coaches/AP)		
	Aaron Harrison (2015)	2nd (Coaches/AP)	<b>NCAA All-Regional</b>	
Karl-Anthony Towns (2015)	Karl-Anthony Towns (2015)	1st (Coaches/AP)	DeMarcus Cousins	2010
AP (2), NABC (2), SN (3)	Jamal Murray (2016)	1st (Coaches/AP)	John Wall	2010
	Tyler Ulis (2016)	1st (Coaches/AP)	Josh Harrellson	2011
Jamal Murray (2016)	Bam Adebayo (2017)	2nd (Coaches/AP)	Brandon Knight (MVP)	2011
AP (3)	De'Aaron Fox (2017)	1st (Coaches/AP)	DeAndre Liggins	2011
	Malik Monk (2017)	1st (Coaches/AP)	M. Kidd-Gilchrist (MVP)	2012
Tyler Ulis (2016)	Shai G.-Alexander (2018)	2nd (Coaches)	Anthony Davis	2012
AP (1), SN (1), USBWA (2), NABC (2)	Kevin Knox (2018)	1st (Coaches)	Doron Lamb	2012
	Tyler Herro (2019)	2nd (Coaches)	Aaron Harrison	2014
Malik Monk (2017)	Keldon Johnson (2019)	2nd (Coaches)	Marcus Lee	2014
SN (2), USBWA (2), NABC (2), AP (2)	PJ Washington (2019)	1st (Coaches/AP)	Julius Randle (MVP)	2014
	Tyrese Maxey (2020)	2nd (Coaches)	Willie Cauley-Stein	2015
PJ Washington (2019)	Nick Richards (2020)	1st (Coaches/AP)	Andrew Harrison	2015
SN (3), USBWA (3), NABC (3), AP (3)	Immanuel Quickley (2020)	1st (Coaches/AP)	Karl-Anthony Towns (MVP)	2015
	Oscar Tshiebwe (2022)	1st (Coaches/AP)	De'Aaron Fox	2017
Oscar Tshiebwe (2022)	TyTy Washington Jr. (2022)	2nd (Coaches)	Isaac Humphries	2017
SN (1), USBWA (1), NABC (1), AP (1)	Sahvir Wheeler (2022)	2nd (Coaches)	Tyler Herro	2019
	Oscar Tshiebwe (2023)	1st (Coaches/AP)	PJ Washington	2019
Oscar Tshiebwe (2023)				
SN (3), USBWA (2), NABC (2), AP (2)	<b>Coaches' SEC All-Defensive Team</b>		<b>SEC All-Tournament Team</b>	
	Patrick Patterson	2010	John Wall (MVP)	2010
<b>SEC Player of the Year</b>	DeAndre Liggins	2011	Eric Bledsoe	2010
John Wall	Anthony Davis	2012	DeMarcus Cousins	2010
Anthony Davis	Michael Kidd-Gilchrist	2012	Darius Miller (MVP)	2011
Tyler Ulis	Nerlens Noel	2013	Brandon Knight	2011
Malik Monk	Willie Cauley-Stein	2014	Josh Harrellson	2011
Immanuel Quickley	Willie Cauley-Stein	2015	Anthony Davis	2012
Oscar Tshiebwe	Tyler Ulis	2016	Terrence Jones	2012
	Ashton Hagans	2019	Aaron Harrison	2014
<b>SEC Defensive Player of the Year</b>	Ashton Hagans	2020	Julius Randle	2014
Anthony Davis	Nick Richards	2020	Willie Cauley-Stein (MVP)	2015
Nerlens Noel	Isaiah Jackson	2021	Aaron Harrison	2015
Willie Cauley-Stein	Oscar Tshiebwe	2022	Andrew Harrison	2015
Tyler Ulis			Jamal Murray	2016
Ashton Hagans (shared)			Tyler Ulis (MVP)	2016
	<b>Coaches' SEC All-Freshman Team</b>		Bam Adebayo	2017
<b>SEC Freshman(Coaches)/Newcomer (AP) of the Year</b>	Eric Bledsoe	2010	De'Aaron Fox (MVP)	2017
DeMarcus Cousins	DeMarcus Cousins	2010	Dominique Hawkins	2017
John Wall	John Wall	2010	Wenyen Gabriel	2018
Terrence Jones	Brandon Knight	2011	Shai G.-Alexander (MVP)	2018
Anthony Davis	Terrence Jones	2011	Kevin Knox	2018
Nerlens Noel				

# COACH CALIPARI

- He's 69-8 (89.6%) when his team is atop the AP Top 25 as UK's head coach
- Calipari tallied a 32-4 mark at UMass at No. 1 and he was 9-1 at Memphis
- His (110) victories are the most among active coaches with victories at No. 1
- Calipari has coached 123 career games as a No. 1 team, fourth most in NCAA history, trailing Mike Krzyzewski (255), John Wooden (228) and Adolph Rupp (127)
- Among coaches who have owned a No. 1 ranking in at least 119 games, Calipari's winning percentage of 89.4% trails only Wooden (95.2%) and is ahead of Krzyzewski (85.8%)
- Calipari is 6-5 vs. the AP top-ranked team in the land, including 3-3 at UK

## Dream Maker

As someone who prides himself on helping young men reach their dreams, John Calipari has helped 58 players earn selection in the NBA Draft during his college coaching career, including 47 in his first 14 seasons at UK, more than any other coach.

- Four No. 1 overall selections (Derrick Rose, John Wall, Anthony Davis and Karl-Anthony Towns) during the nine drafts from 2008 to 2016. No other coach has more than three No. 1 picks
- In 2010, five of his UK players were selected in the first round for the first time in NBA history
- His six players in the 2012 and 2015 NBA drafts are the most in the two-round era
- Churned out 47 NBA Draft picks, 35 first-rounders, three No. 1 selections, seven top-five picks and 23 lottery picks at Kentucky
- Of the 68 full-time scholarship players who have finished their college careers at Kentucky under Calipari (did not transfer or leave the program early), 46 have been selected in the NBA Draft, a 67.6% success rate. Another 10 of those made the NBA. This does not include the late Terrence Clarke
- Of the 34 players at UK who have declared for the NBA Draft at the conclusion of their freshman seasons, 30 have been first-round picks. All previous players have played game in the NBA. He is 35 for 38 when including his players from Memphis. This does not include the late Terrence Clarke
- Only coach to produce the top two picks in the same draft (2012, Davis and Michael Kidd-Gilchrist)
- Produced a top-10 pick in 12 straight drafts from 2008-19, the only school to do so during that time period
- Eleven of his former players have been named NBA All-Stars (39 total and all since 2010), seven have been tabbed All-NBA (13 times), three were named NBA Rookie of the Year, and 15 players from Calipari's first 12 teams at UK have made the NBA All-Rookie teams. Rose was named NBA MVP in 2011 and Davis won NBA All-Star MVP honors in 2017
- He is the only coach in history to have a former player win each of the following awards: NBA Rookie of the Year, NBA Sixth Man of the Year, NBA Most Improved Player of the Year, NBA Clutch Player of the Year and MVP

## Developing Talent

John Calipari hasn't just signed the best talent in the country while he's been at Kentucky; he's been the best at developing that talent and getting it ready for the next level.

Of the 54 top-25 Rivals.com players Kentucky has signed who did not transfer or leave the program early (and aren't still actively playing at UK), 39 were drafted and 30 were selected in the first round. This note does not include the late Terrence Clarke. But that's only half the story. Calipari's players don't just make it to the pros, they're better prepared than anyone else. The proof is in the numbers.

Entering the 2023-24 NBA season, Calipari's NBA pros had amassed almost \$4 billion in career NBA contracts, which doesn't include endorsement deals and overseas contracts. Of his UK players in the NBA, they have made nearly \$3.5 billion in career contracts.

## Double-Digit Win Streaks

John Calipari's teams have posted 19 streaks of 10 or more wins at Kentucky, Memphis and UMass, including six at UK. They have won 15 or more straight games nine times, 20 or more six times, 25 or more five times, and 30 or more once. Of course, the most famous streak was the 38-0 start during the 2014-15 season.

1. 38 Kentucky, 2014-15	6. 24 Kentucky, 2011-12	T10. 14 UMass, 1991-92	T16. 10 Kentucky, 2018-19
2. 27 Memphis, 2008-09	7. 19 Kentucky, 2009-10	T12. 12 Memphis, 2007-08	T16. 10 Kentucky, 2010-11
T3. 26 Memphis, 2007-08	8. 16 UMass, 1994-95	T12. 12 Memphis, 2002-03	T16. 10 Memphis, 2001-02
T3. 26 UMass, 1995-96	9. 15 Memphis, 2005-06	T12. 12 UMass, 1992-93T	16. 10 UMass, 1993-94
5. 25 Memphis, 2006-07	T10. 14 Kentucky, 2016-17	15. 11 Memphis, 2003-04	

## Calipari Nearly Perfect vs. Former Assistants

John Calipari has made it known that he doesn't enjoy coaching against friends. That hasn't stopped him from winning anyway. Calipari is 20-1 all-time when coaching against former assistants with a win over Kenny Payne and Louisville on Dec. 21, 2023 in his most recent matchup. He suffered his first and only loss to a former assistant against former Memphis assistant Josh Pastner on Dec. 6, 2020.

- |                          |                    |                     |
|--------------------------|--------------------|---------------------|
| • Orlando Antigua - 1-0  | Tony Barbee - 9-0  | Bruiser Flint - 2-0 |
| • Derek Kellogg - 1-0    | Chuck Martin - 2-0 | Josh Pastner - 1-1  |
| • Steve Roccaforte - 2-0 | Kenny Payne - 2-0  |                     |

## Recruiting Trail

The Wildcats have signed more top-25 players under John Calipari's than any other school. Nearly a quarter of all Rivals' top-10 prospects over the past 15 classes have signed with Coach Cal and the Cats. The following list is freshman signees only.

PLAYER (YEAR)	ESPN	RIVALS	247	MCD	JB
Somto Cyril ('24)	55	44	68		
Boogie Fland ('24)	18	10	33	Y	
Jayden Quaintance ('24)	14	11	9	Y	
Travis Perry ('24)	84	92	70		
Aaron Bradshaw ('23)	6	2	4	Y	Y
Jordan Burks ('23)	NR	NR	NR		
Robert Dillingham ('23)	15	15	16		Y
Justin Edwards ('23)	3	3	3	Y	Y
Joey Hart ('23)	NR	NR	NR		
Zvonimir Ivisic ('23)	NR	NR	NR		
Reed Sheppard ('23)	23	28	43	Y	
D.J. Wagner ('23)	4	6	6	Y	Y
Chris Livingston ('22)	12	11	12	Y	Y
Ugonna Onyenso ('22)	35~	35	39		
Adou Thiero ('22)	NR	NR	165		
Cason Wallace ('22)	20	8	8	Y	Y
Daimion Collins ('21)	19	18	13	Y	Y
Bryce Hopkins ('21)	33	38	43	Y	
Shaedon Sharpe ('21)	1~	1~	1~		
TyTy Washington Jr. ('21)	14	14	19	Y	
Devin Askew ('20)	26	33	37	Y	
Brandon Boston Jr. ('20)	7	5	6	Y	Y
Terrence Clarke ('20)	10	8	10	Y	Y
Cam'Ron Fletcher ('20)	61	49	80		
Isaiah Jackson ('20)	34	28	34		Y
Lance Ware ('20)	46	36	43		
Kareem Watkins ('20)	NR@	NR@	NR@		
Dontaia Allen ('19)	NR	68	98		
Keion Brooks Jr. ('19)	36	29	14		Y
Brennan Canada ('19)	NR@	NR@	NR@		
Johnny Juzang ('19)	30	34	31		
Tyrese Maxey ('19)	13	10	10	Y	Y
Kahlil Whitney ('19)	12	14	11	Y	Y
Ashton Hagans ('18)	20	13	12		
Tyler Herro ('18)	30	36	38		Y
Keldon Johnson ('18)	7	15	18	Y	Y
EJ Montgomery ('18)	14	11	6	Y	
Zan Payne ('18)	NR	NR	NR		
Immanuel Quickley ('18)	25	22	19	Y	
Jemarl Baker Jr. ('17)	66	82	90		
Hamidou Diallo ('17)	11~	10~	11		
Shai Gilgeous-Alexander ('17)	35	34	20		
Quade Green ('17)	24	22	33	Y	Y
Kevin Knox ('17)	10	10	18	Y	Y
Nick Richards ('17)	17	17	15	Y	Y
Jarred Vanderbilt ('17)	19	14	12	Y	Y
PJ Washington ('17)	12	15	9	Y	Y
Bam Adebayo ('16)	5	7	12	Y	Y
Brad Calipari ('16)	NR	NR	NR		
De'Aaron Fox ('16)	6	6	6	Y	Y
Wenyen Gabriel ('16)	14	13	14	Y	
Sacha Killeya-Jones ('16)	24	24	25	Y	
Malik Monk ('16)	9	9	10	Y	Y
Tai Wynyard ('16)	NR	NR	NR		
Isaiah Briscoe ('15)	13	10	16	Y	Y
Jonny David ('15)	NR@	NR@	NR@		
Isaac Humphries ('15)	49	NR^	62		
Skal Labissiere ('15)	2	1	2		Y
Charles Matthews ('15)	42	48	74	Y	
Jamal Murray ('15)	NA^	9	10		
Devin Booker ('14)	18	29	22	Y	Y
Trey Lyles ('14)	6	13	17	Y	Y
Karl-Anthony Towns ('14)	9	5	2	Y	Y
Tyler Ulis ('14)	25	21	20	Y	Y
EJ Floreal ('13)	NR@	NR@	NR@		
Aaron Harrison ('13)	9	7	5	Y	Y
Andrew Harrison ('13)	5	5	3	Y	Y
Dominique Hawkins ('13)	NR	NR	151		
Dakari Johnson ('13)	7	9	8	Y	Y
Marcus Lee ('13)	25	19	14	Y	Y
Julius Randle ('13)	3	2	2	Y	Y
Derek Willis ('13)	NR	115	58		
James Young ('13)	8	11	10	Y	Y
Archie Goodwin ('12)	15	14	18	Y	Y
Willie Cauley-Stein ('12)	40	40	47		
Nerlens Noel ('12)	1	2	1		Y
Alex Poythress ('12)	13	8	7	Y	Y
Anthony Davis ('11)	1	2	1	Y	Y
Michael Kidd-Gilchrist ('11)	4	3	2	Y	Y
Sam Malone ('11)	NR@	NR@	NR@		
Brian Long ('11)	NR@	NR@	NR@		
Marquis Teague ('11)	8	5	6	Y	Y
Kyle Wiltjer ('11)	19	22	21	Y	Y
Terrence Jones ('10)	9	13	8*	Y	Y
Enes Kanter ('10)	25	3	3*		
Brandon Knight ('10)	4	6	6*	Y	Y
Doron Lamb ('10)	29	21	28*	Y	Y
Jarrod Polson ('10)	NR@	NR@	NR*@		
Stacey Poole, Jr. ('10)	51	33	67*		
Eric Bledsoe ('09)	NR	23	37*		
DeMarcus Cousins ('09)	4	2	3*	Y	Y
Jon Hood ('09)	92	40	46*		
Daniel Orton ('09)	13	22	17*		Y
John Wall ('09)	5	1	2*		Y
Top-10 Players	27	31	31		
Top-25 Players	56	57	56		
Top-50 Players	69	74	70		
McDonald's All-Americans				46	
Jordan Brand Classic All-Americans					53

\* Scout.com ranking | ~ final ranking in the 2023, 2022, 2017 classes before early enrollment | ^ reclassified after final rankings were released @ originally joined team as walk-on



# COACH CALIPARI

## UK vs. AP Ranked Foes Under Cal

Record: 73-51 (.589)

vs. No. 13 ALABAMA	Feb. 24, 2024	W, 117-95	at No. 1 Florida	March 8, 2014	L, 84-65
at No. 13 Auburn	Feb. 17, 2024	W, 70-59	vs. No. 3 FLORIDA	Feb. 15, 2014	L, 69-59
vs. No. 5 TENNESSEE	Feb. 3, 2024	L, 103-92	vs. No. 4 LOUISVILLE	Dec. 28, 2013	W, 73-66
vs. No. 9 North Carolina	Dec. 16, 2023	W, 87-83	at No. 18 North Carolina	Dec. 14, 2013	L, 82-77
vs. No. 8 MIAMI	Nov. 28, 2023	W, 95-73	vs. No. 20 Baylor (Dallas)	Dec. 6, 2013	L, 67-62
vs. No. 1 Kansas	Nov. 14, 2023	L, 89-84	vs. No. 2 Mich. State (Chicago)	Nov. 12, 2013	L, 78-74
vs. No. 15 Kansas State	March 19, 2023	L, 75-69	vs. No. 11 FLORIDA	March 9, 2013	W, 61-57
vs. No. 10 TENNESSEE	Feb. 18, 2023	W, 66-54	at No. 7 Florida	Feb. 12, 2013	L, 69-52
vs. No. 9 KANSAS	Jan. 28, 2023	L, 77-68	at No. 16 Ole Miss	Jan. 29, 2013	W, 87-74
at No. 5 Tennessee	Jan. 14, 2023	W, 63-56	at No. 4 Louisville	Dec. 29, 2012	L, 80-77
at No. 7 Alabama	Jan. 7, 2023	L, 78-52	vs. No. 9 Duke (Atlanta)	Nov. 13, 2012	L, 75-68
vs. No. 16 UCLA (New York)	Dec. 17, 2022	L, 63-53	vs. No. 6 Kansas (NCAAT)	April 2, 2012	W, 67-59
at No. 2 Gonzaga	Nov. 20, 2022	L, 88-72	vs. No. 17 Louisville (NCAAT)	March 31, 2012	W, 69-61
vs. No. 9 Tennessee (SECT)	March 12, 2022	L, 69-62	vs. No. 9 Baylor (NCAAT)	March 25, 2012	W, 82-70
at No. 18 Arkansas	Feb. 26, 2022	L, 75-73	vs. No. 16 Indiana (NCAAT)	March 23, 2012	W, 87-71
vs. No. 25 ALABAMA	Feb. 19, 2022	W, 90-81	vs. No. 22 Florida (SECT)	March 10, 2012	W, 74-71
at No. 16 Tennessee	Feb. 15, 2022	L, 76-63	at No. 16 Florida	March 4, 2012	W, 74-59
at No. 5 Kansas	Jan. 29, 2022	W, 80-62	vs. No. 8 FLORIDA	Feb. 7, 2012	W, 78-58
at No. 2 Auburn	Jan. 22, 2022	L, 80-71	vs. No. 4 LOUISVILLE	Dec. 31, 2011	W, 69-62
vs. No. 22 TENNESSEE	Jan. 15, 2022	W, 107-79	vs. No. 5 NORTH CAROLINA	Dec. 3, 2011	W, 73-72
at No. 21 LSU	Jan. 4, 2022	L, 65-60	vs. No. 12 Kansas (New York)	Nov. 15, 2011	W, 75-65
vs. No. 9 Duke	Nov. 9, 2021	L, 79-71	vs. No. 9 UConn (NCAAT)	April 2, 2011	L, 56-55
at No. 19 Tennessee	Feb. 20, 2021	W, 70-55	vs. No. 7 N. Carolina (NCAAT)	March 27, 2011	W, 76-69
vs. No. 11 TENNESSEE	Feb. 6, 2021	L, 82-71	vs. No. 1 Ohio State (NCAAT)	March 25, 2011	W, 62-60
at No. 18 Missouri	Feb. 3, 2021	L, 75-70	vs. No. 22 W. Virginia (NCAAT)	March 19, 2011	W, 71-63
at No. 9 Alabama	Jan. 26, 2021	L, 70-59	vs. No. 12 Florida (SECT)	March 13, 2011	W, 70-54
vs. No. 22 N. Carolina (Cleveland)	Dec. 19, 2020	L, 75-63	vs. No. 21 VANDERBILT	March 1, 2011	W, 68-66
vs. No. 7 Kansas (Indianapolis)	Dec. 1, 2020	L, 65-62	vs. No. 13 FLORIDA	Feb. 26, 2011	W, 76-68
vs. No. 15 AUBURN	Feb. 29, 2020	W, 73-66	at No. 21 Vanderbilt	Feb. 12, 2011	L, 81-77
at No. 17 Auburn	Feb. 1, 2020	L, 75-66	at No. 22 Louisville	Dec. 31, 2010	W, 78-63
at No. 18 Texas Tech	Jan. 25, 2020	W, 78-76 <sup>OT</sup>	vs. No. 23 Notre Dame (Louisville)	Dec. 8, 2010	W, 72-58
vs. No. 3 LOUISVILLE	Dec. 28, 2019	W, 78-70 <sup>OT</sup>	vs. No. 13 Washington (Maui)	Nov. 23, 2010	W, 74-67
vs. No. 5 Ohio State (Las Vegas)	Dec. 21, 2019	L, 71-65	vs. No. 6 West Virginia (NCAAT)	March 27, 2010	L, 73-66
vs. No. 1 Mich. State (New York)	Nov. 5, 2019	W, 69-62	vs. No. 15 Tennessee (SECT)	March 13, 2010	W, 74-45
vs. No. 14 Auburn (NCAAT)	March 31, 2019	L, 77-71 <sup>OT</sup>	at No. 19 Tennessee	Feb. 27, 2010	L, 74-65
vs. No. 11 Houston (NCAAT)	March 29, 2019	W, 62-58	at No. 17 Vanderbilt	Feb. 20, 2010	W, 58-56
vs. No. 19 Wofford (NCAAT)	March 23, 2019	W, 62-56	vs. No. 12 TENNESSEE	Feb. 13, 2010	W, 73-62
vs. No. 8 Tennessee (SECT)	March 16, 2019	L, 82-78	vs. No. 25 OLE MISS	Feb. 2, 2010	W, 85-75
at No. 7 Tennessee	March 2, 2019	L, 71-52	vs. No. 21 VANDERBILT	Jan. 30, 2010	W, 85-72
vs. No. 1 TENNESSEE	Feb. 16, 2019	W, 86-69	vs. No. 14 UConn (New York)	Dec. 9, 2009	W, 64-61
vs. No. 19 LSU	Feb. 13, 2019	L, 73-71	vs. No. 10 NORTH CAROLINA	Dec. 5, 2009	W, 68-66
vs. No. 9 KANSAS	Jan. 26, 2019	W, 71-63			
vs. No. 22 MISSISSIPPI STATE	Jan. 22, 2019	W, 76-55			
at No. 14 Auburn	Jan. 19, 2019	W, 82-80			
vs. No. 9 N. Carolina (Chicago)	Dec. 22, 2018	W, 80-72			
vs. No. 4 Duke (Indianapolis)	Nov. 6, 2018	L, 118-84			
vs. No. 13 Tennessee (SECT)	March 11, 2018	W, 77-72			
at No. 10 Auburn	Feb. 14, 2018	L, 76-66			
vs. No. 15 TENNESSEE	Feb. 6, 2018	L, 61-59			
at No. 7 West Virginia	Jan. 27, 2018	W, 83-76			
at No. 23 Tennessee	Jan. 6, 2018	L, 76-65			
vs. No. 4 Kansas (Chicago)	Nov. 14, 2017	L, 65-61			
vs. No. 6 N. Carolina (NCAAT)	March 26, 2017	L, 75-73			
vs. No. 8 UCLA (NCAAT)	March 24, 2017	W, 86-75			
vs. No. 19 Wichita State (NCAAT)	March 19, 2017	W, 65-62			
vs. No. 13 FLORIDA	Feb. 25, 2017	W, 76-66			
at No. 24 Florida	Feb. 4, 2017	L, 88-66			
vs. No. 2 KANSAS	Jan. 28, 2017	L, 79-73			
vs. No. 24 SOUTH CAROLINA	Jan. 21, 2017	W, 85-69			
at No. 10 Louisville	Dec. 21, 2016	L, 73-70			
vs. No. 7 N. Carolina (Las Vegas)	Dec. 17, 2016	W, 103-100			
vs. No. 11 UCLA	Dec. 3, 2016	L, 97-92			
vs. No. 13 Mich. State (New York)	Nov. 15, 2016	W, 69-48			
vs. No. 14 Indiana (NCAAT)	March 19, 2016	L, 73-67			
vs. No. 17 Texas A&M (SECT)	March 13, 2016	W, 82-77			
at No. 4 Kansas	Jan. 30, 2016	L, 90-84			
vs. No. 16 LOUISVILLE	Dec. 27, 2015	W, 75-73			
vs. No. 5 Duke (Chicago)	Nov. 17, 2015	W, 74-63			
vs. No. 3 Wisconsin (NCAAT)	April 4, 2015	L, 71-64			
vs. No. 8 Notre Dame (NCAAT)	March 28, 2015	W, 68-66			
vs. No. 20 W. Virginia (NCAAT)	March 26, 2015	W, 78-39			
vs. No. 21 Arkansas (SECT)	March 15, 2015	W, 78-63			
vs. No. 18 ARKANSAS	Feb. 28, 2015	W, 84-67			
at No. 4 Louisville	Dec. 27, 2014	W, 58-50			
vs. No. 21 NORTH CAROLINA	Dec. 13, 2014	W, 84-70			
vs. No. 6 TEXAS	Dec. 5, 2014	W, 63-51			
vs. No. 5 Kansas (Indianapolis)	Nov. 18, 2014	W, 72-40			
vs. No. 18 UConn (NCAAT)	April 7, 2014	L, 60-54			
vs. No. 12 Wisconsin (NCAAT)	April 5, 2014	W, 74-73			
vs. No. 7 Michigan (NCAAT)	March 30, 2014	W, 75-72			
vs. No. 5 Louisville (NCAAT)	March 28, 2014	W, 74-69			
vs. No. 2 Wichita State (NCAAT)	March 23, 2014	W, 78-76			
vs. No. 1 Florida (SECT)	March 16, 2014	L, 61-60			

### Calipari's Record at Kentucky ...

vs. No. 1	3-3	vs. Top 25	73-51
vs. Top 3	5-9	Home	27-8
vs. Top 5	14-15	Away	12-21
vs. Top 10	30-30	Neutral	34-22
vs. Top 15	47-36	SEC Tourney	6-3
vs. Top 20	60-46	NCAA Tourney	17-8

## #LaFamilia NBA Awards

<b>NBA Player of the Year</b> Derrick Rose	2011	Marcus Camby (2nd)	2005
<b>NBA Rookie of the Year</b> Karl-Anthony Towns	2016	<b>NBA All-Star Team</b> Bam Adebayo	2024
Tyreke Evans	2010	Devin Booker	2024
Derrick Rose	2009	Anthony Davis	2024
		Shai Gilgeous-Alexander	2024
		Tyrese Maxey	2024
<b>NBA Defensive Player of the Year</b> Marcus Camby	2007	Julius Randle	2024
		Karl-Anthony Towns	2024
<b>NBA Most Improved Player of the Year</b> Julius Randle	2021	Bam Adebayo	2023
		De'Aaron Fox	2023
		Shai Gilgeous-Alexander	2023
<b>NBA Sixth Man of the Year</b> Tyler Herro	2022	Julius Randle	2023
		Devin Booker	2022
<b>NBA Clutch Player of the Year</b> De'Aaron Fox	2023	Karl-Anthony Towns	2022
		Devin Booker	2021
<b>NBA Cares Community Assist Award</b> Devin Booker	2021	Anthony Davis	2021
D. Cousins (offseason)	2017	Julius Randle	2021
John Wall	2016	Bam Adebayo	2020
		Devin Booker	2020
<b>All-NBA Team</b> Shai Gilgeous-Alexander (1st)	2023	Anthony Davis	2020
De'Aaron Fox (3rd)	2023	Anthony Davis	2019
Julius Randle (3rd)	2023	Karl-Anthony Towns	2019
Devin Booker (1st)	2022	DeMarcus Cousins	2018
Karl-Anthony Towns (3rd)	2022	Anthony Davis	2018
Julius Randle (2nd)	2021	Karl-Anthony Towns	2018
Anthony Davis (1st)	2020	John Wall	2018
Anthony Davis (1st)	2018	DeMarcus Cousins	2017
Karl-Anthony Towns (3rd)	2018	Anthony Davis	2017
Anthony Davis (1st)	2017	John Wall	2017
John Wall (3rd)	2017	DeMarcus Cousins	2016
DeMarcus Cousins (2nd)	2016	Anthony Davis	2016
Anthony Davis (1st)	2015	John Wall	2016
DeMarcus Cousins (2nd)	2015	DeMarcus Cousins	2015
Derrick Rose (1st)	2012	Anthony Davis	2015
Derrick Rose (1st)	2011	John Wall	2015
		Anthony Davis	2014
		John Wall	2014
		Derrick Rose	2012
		Derrick Rose	2011
		Derrick Rose	2010
<b>All-NBA Rookie Team</b> Immanuel Quickley (2nd)	2021	<b>All-Star Game MVP</b> Anthony Davis	2017
Tyler Herro (2nd)	2020	<b>Rising Stars Challenge MVP</b> Jamal Murray	2017
PJ Washington (2nd)	2020	John Wall	2011
S. Gilgeous-Alexander (2nd)	2019	Tyreke Evans	2010
Jamal Murray (2nd)	2017		
Karl-Anthony Towns (1st)	2016	<b>Slam Dunk Contest Winner</b> Hamidou Diallo	2019
Devin Booker (1st)	2016	John Wall	2014
Willie Cauley-Stein (2nd)	2016		
Nerlens Noel (1st)	2015	<b>3-Point Contest Winner</b> Karl-Anthony Towns	2022
Anthony Davis (1st)	2013	Devin Booker	2018
M. Kidd-Gilchrist (2nd)	2013		
Brandon Knight (1st)	2012	<b>Skills Challenge Winner</b> Bam Adebayo	2020
DeMarcus Cousins (1st)	2011	Karl-Antony Towns	2016
John Wall (1st)	2011	Derrick Rose	2009
Eric Bledsoe (2nd)	2011		
Tyreke Evans (1st)	2010		
Derrick Rose (1st)	2010		
Marcus Camby (1st)	1997		
<b>All-NBA Defensive Team</b> Bam Adebayo (2nd)	2023		
Bam Adebayo (2nd)	2022		
Bam Adebayo (2nd)	2021		
Bam Adebayo (2nd)	2020		
Anthony Davis (1st)	2020		
Eric Bledsoe (2nd)	2020		
Eric Bledsoe (1st)	2019		
Anthony Davis (1st)	2018		
Anthony Davis (2nd)	2017		
Anthony Davis (2nd)	2015		
John Wall (2nd)	2015		
Marcus Camby (1st)	2008		
Marcus Camby (1st)	2007		
Marcus Camby (2nd)	2006		





# COACH CALIPARI

A “players-first” coach with a penchant for helping people reach their dreams, John Calipari, a Naismith Memorial Basketball Hall of Famer, has guided six teams to the Final Four, led one to a national championship and helped 58 players earn selection in the NBA Draft during his 31-year college coaching career.

Calipari guided Kentucky to its eighth national championship and his first national title in 2012. In becoming only the second coach in NCAA history to lead three different schools to the Final Four, he has racked up more than 800 on-court victories, 23 NCAA Tournament on-court appearances, six Final Fours and numerous national coach of the year honors.

From UMass to Memphis and now Kentucky, Calipari’s career has been successful throughout, but his most recent run in Lexington has been the best stretch of his career. During Calipari’s first 14 seasons at UK, he has led all coaches in NCAA Tournament wins (32), Final Fours (four), Elite Eights (seven) and Sweet 16s (eight).

In 2015, Coach Cal led college basketball’s first ever 38-0 team, and became one of just three coaches to make four Final Fours in a five-year span. At the end of the season, Calipari became the 96th coach to join the Naismith Memorial Basketball Hall of Fame.

While building a program out of obscurity at UMass, laying the foundation at Memphis and restoring luster at the sport’s greatest program at Kentucky, he totaled the second-most wins in NCAA history in the first 20 years of a college coaching career.

Quite honestly, though, Calipari’s on-court success overshadows a much more significant picture.

In his goal to lead a players-first program, he has helped more than 50 young men realize their dreams and reach the NBA level with 56 players earning NBA Draft selections, including a record five first-round draft picks in 2010. Two years later, six Wildcats heard their names called at the 2012 draft, the most in the two-round draft era. UK, with Calipari’s help, would tie those six picks again in 2015, including a record-tying four lottery selections. His four No. 1 overall picks are more than any other coach, and he has had 45 players drafted during his first 13 years at Kentucky, including 34 first-round picks.

Calipari’s players have entered the league NBA-ready. His players have garnered 39 All-Star selections -- all since 2010 -- with Anthony Davis winning the game’s MVP honor in 2017. Derrick Rose was named NBA MVP in 2011. Six of his players have been tabbed All-NBA (11 times), three have been named NBA Rookie of the Year and 15 players from Calipari’s first 12 teams at Kentucky have made the NBA All-Rookie teams. He is the only coach in history to have a player win each of the NBA’s major honors: MVP, Rookie of the Year, Most Improved Player and Sixth Man of the Year.

Much like he did at UMass, where his players graduated at nearly 80%, Calipari has stressed academics. Seventeen of his last 20 seniors at Memphis earned their bachelor’s degrees, and all 23 players at UK who were eligible to graduate by the end of their senior years walked away with a diploma in hand, including five players who earned their degree in just three years. Calipari’s teams routinely have posted a combined team grade-point average of 3.0 or better.

Calipari has raised millions of dollars to help the lives of those in need in the Commonwealth and beyond. He has had a particular passion to assist those impacted by natural disasters. For instance, in 2010, he used a telethon to raise more than \$1 million for victims of the devastating earthquake in Haiti. He followed that up with telethons in 2012, raising \$1 million for victims of Superstorm Sandy, in 2017 for victims of Hurricane Harvey, played a leading role in the “Kentucky United” efforts that generated more than \$5 million for victims of devastating tornadoes in Western Kentucky in 2021, and raised nearly \$4 million with the Kentucky Flood Relief Telethon and open practice at Rupp Arena in 2022.

Calipari launched his foundation in 2012, and since then the foundation has worked with several key partners and donated more than \$1.5 million, a figure that does not include matching funds that have been contributed from individuals and corporations. In 2013, Calipari initiated hosting an annual alumni weekend around his basketball fantasy experience with the intent to raise money for charity. After generating \$350,000 for selected organizations and charities during the inaugural game, the weekend has generated millions of dollars for charity since its inception.

In 2019, when federal workers were without pay due to a government shutdown, he, his wife and his foundation assisted workers with financial help and grocery gift cards. He and his wife, Ellen, teamed up with Fayette County Public Schools to help families in need during the COVID-19 pandemic.

His latest efforts include spearheading the creation of the John McLendon Minority Leadership Initiative, a nationwide coach-driven initiative to provide minorities a jump-start to their careers through practical experiences, opportunities to build their network and instilling the values of John McLendon: integrity, education, leadership and mentorship. Participants in the initiative will be known as MLI Future Leaders.

In 2017, Coach Cal was named the head coach of the 2017 USA Basketball Men’s U19 World Cup Team, which finished third at the 2017 FIBA U19 World Cup in Cairo.

Author of five books, including the New York Times Best Seller “Players First: Coaching from the Inside Out,” Calipari is a master of communication and maximizing talent. He lives by the motto that “it’s never a matter of how far you have fallen, but instead it’s about how high you bounce back.”



## BIOGRAPHICAL INFORMATION

**Date of Birth:** Feb. 10, 1959 | **Wife:** Ellen  
**Children:** Erin, Megan, Brad

**Education**  
Clarion State (1982)

**Head Coaching Experience**  
University of Massachusetts (1989-96)  
New Jersey Nets (NBA) (1997-99)  
University of Memphis (2001-09)  
University of Kentucky (2010-present)

## COACHING AWARDS

- 2023 Race Amity Medal of Honor
- 2022 Jefferson Award
- 2022 Conference USA Hall of Fame
- 2021 NABC Guardians of the Game Pillar Award - Inclusion
- NABC District 20 Coach of the Year
- USBWA District IV Coach of the Year
- 2020 SEC Coach of the Year (Coaches)
- 2019 *The Sporting News* Coach of the Decade
- 2018 Naismith Hall of Fame 'Service Above Self' Honoree
- 2018 NABC Metropolitan Award
- 2015 Naismith Memorial Basketball Hall of Fame Inductee
- 2015 AP National Coach of the Year
- 2015 Naismith National Coach of the Year
- 2015 NABC National Coach of the Year
- 2015 The Sporting News National Coach of the Year
- 2015 Adolph Rupp National Coach of the Year
- 2015 SEC Coach of the Year (AP/Coaches)
- 2015 USBWA District IV Coach of the Year
- 2012 Nell & John Wooden Coach of the Year Leadership Award
- 2012 Naismith National Coach of the Year Finalist
- 2012 SEC Coach of the Year (AP/Coaches)
- 2010 Adolph Rupp National Coach of the Year
- 2010 Naismith National Coach of the Year Finalist
- 2010 SEC Coach of the Year (AP)
- 2010 *Sporting News* SEC Coach of the Year
- 2010 Yahoo! Sports SEC Coach of the Year
- 2010 USBWA District IV Coach of the Year
- 2009 NABC National Co-Coach of the Year
- 2009 *Sports Illustrated* National Coach of the Year
- 2009 Phelan National Coach of the Year
- 2009 Iba National Coach of the Year Finalist
- 2009 C-USA Coach of the Year
- 2008 Naismith National Coach of the Year
- 2008 C-USA Coach of the Year
- 2008 Iba National Coach of the Year Finalist
- 2008 Phelan National Coach of the Year Finalist
- 2007 Phelan National Coach of the Year Finalist
- 2007 USBWA District IV Coach of the Year
- 2007 *Basketball Times* South Region Coach of the Year
- 2006 C-USA Coach of the Year
- 2004 NABC District 7 Coach of the Year
- 1996 Naismith National Coach of the Year
- 1996 NABC National Coach of the Year
- 1996 *The Sporting News* National Coach of the Year
- 1996 Atlantic 10 Coach of the Year
- 1995 Naismith National Coach of the Year Finalist
- 1994 Naismith National Coach of the Year Finalist
- 1994 Atlantic 10 Coach of the Year
- 1993 USBWA District I Coach of the Year
- 1993 Atlantic 10 Coach of the Year
- 1992 Eastern Basketball Coach of the Year



# CATS IN THE NBA



## BAM ADEBAYO (Miami Heat)

- 2020, 2023 and 2024 NBA All-Star is a four-time selection to the All-NBA Defensive Second Team
- In his seventh season with the Miami Heat



## DEVIN BOOKER (Phoenix Suns)

- First-team selection to the All-NBA Team in 2022 and a four-time NBA All-Star, including 2024
- In his ninth season with the Phoenix Suns, is the franchise's all-time 3-point leader



## BRANDON BOSTON JR. (LA Clippers)

- Second-round pick in the 2021 draft and traded to the Clippers
- Has played in more than 70 career games, averaging 6.7 points and 1.9 boards per outing



## ANTHONY DAVIS (LA Lakers)

- NBA Champion in 2020, four-time All-NBA selection, nine-time NBA All-Star and All-Star MVP in 2017
- In his 13th NBA season and the fifth with the Lakers



## DE'AARON FOX (Sacramento Kings)

- 2023 NBA All-Star and a third-team All-NBA selection; also the 2023 NBA Clutch Player of the Year
- In his seventh season with the Kings after being drafted fifth overall in 2017



## SHAI GILGEOUS-ALEXANDER (OKC Thunder)

- Tabbed a starter for the 2024 NBA All-Star Game
- Named a 2023 All-Star and a first-team All-NBA selection



## ASHTON HAGANS (Portland Trail Blazers)

- Began career on a two-way contract with Minnesota Timberwolves following 2020 NBA draft
- Signed two-way contract with the Trail Blazers on Feb. 23



## TYLER HERRO (Miami Heat)

- Claimed NBA Sixth Man of the Year honors in 2022
- In his fifth season with the Miami Heat



## ISAIAH JACKSON (Indianapolis Pacers)

- Drafted 22nd overall by Indianapolis in 2021
- Played in more than 100 career games and is averaging 7.6 points and 4.3 rebounds per game



## KELDON JOHNSON (San Antonio Spurs)

- Signed a four-year, \$80 million extension in August of 2022 with San Antonio
- In his fifth NBA season, all with the Spurs



## KEVIN KNOX II (Utah Jazz)

- Ninth overall pick in the 2018 NBA Draft and is in his sixth season
- Traded to the Utah Jazz on Feb. 7, 2024



## CHRIS LIVINGSTON (Milwaukee Bucks)

- Drafted 58th overall by the Bucks in the 2023 NBA Draft
- Averaged 6.3 points and 4.3 rebounds per game in one season at UK



## TREY LYLES (Sacramento Kings)

- In his ninth season and third with the Kings after being selected 12th overall in 2015
- Averaging 7.8 points and 4.3 boards per game for his career



## TYRESE MAXEY (Philadelphia 76ers)

- First-time All-Star selection in 2024
- In his fourth NBA season after being drafted 21st overall by the Sixers in 2020



## MALIK MONK (Sacramento Kings)

- Playing in his seventh NBA season and second with the Kings
- Averaged 13.5 points per game in his first year with the Kings, helping the team to the postseason



## JAMAL MURRAY (Denver Nuggets)

- 2023 NBA Champion, averaged 21.4 points and 10.0 assists per game in the title series
- In his seventh season after being selected seventh overall by the Nuggets in 2016



## IMMANUEL QUICKLEY (Toronto Raptors)

- In his fourth NBA season after being selected 25th in 2020, traded to the Raptors on Dec. 31
- Was the runner-up for the NBA Sixth Man of the Year award in 2023



## JULIUS RANDLE (New York Knicks)

- The 2021 NBA Most Improved Player is three-time All-Star, and two-time All-NBA selection
- In his 10th NBA season and the fifth with the Knicks



## NICK RICHARDS (Charlotte Hornets)

- In his fourth NBA seasons with the Charlotte Hornets
- Signed a three-year extension with the franchise this offseason



## OLIVIER SARR (Oklahoma City Thunder)

- In his third NBA season after signing as an undrafted free agent
- Has appeared in 35 career games and is averaging 5.6 points and 4.1 boards per game



## SHAEDON SHARPE (Portland Trail Blazers)

- Drafted seventh overall by the Blazers in the 2022 NBA Draft
- Notching career averages of 10.5 points and 3.1 rebounds per game



## JACOB TOPPIN (New York Knicks)

- Signed a two-way deal as an undrafted free agent in 2023 with the Knicks
- Played in more than 100 collegiate games and averaged a career-best 12.4 points per game in '23



## KARL-ANTHONY TOWNS (Minnesota Timberwolves)

- NBA Rookie of the Year in 2016, four-time NBA All-Star and two-time All-NBA Third Team selection
- In his ninth NBA season after being the No. 1 overall selection in 2015



## OSCAR TSHIEBWE (Indiana Pacers)

- Earned a two-way contract with the Pacers after going undrafted
- Unanimous 2022 National Collegiate Player of the Year



## JARRED VANDERBILT (LA Lakers)

- Selected 41st overall in 2018, in his seventh NBA season
- Averaging 6.2 points and 6.6 rebounds per game for his career



## CASON WALLACE (Oklahoma City Thunder)

- Drafted 10th overall in the 2023 NBA Draft by the Mavericks and then traded to the Thunder
- Averaged 11.7 points and 4.3 assists per game in one season at Kentucky



## PJ WASHINGTON JR. (Dallas Mavericks)

- In his fifth season with Charlotte after being picked 12th overall in 2019
- Traded from Charlotte Hornets to Dallas Mavericks on Feb. 8, 2024



## TYTY WASHINGTON JR. (Milwaukee Bucks)

- Taken 29th overall by the Grizzlies in 2022, signed a two-way deal with the Bucks this offseason
- Played in more than 30 games as a rookie and is averaging 4.6 points and 1.5 assists per game

## Player Spotlight



Oklahoma City Thunder guard Shai Gilgeous-Alexander may want to think about changing his number. In what is one of the more obscure stats in the league, SGA has scored exactly 31 points a whopping 10 times this season, an NBA single-season record.

The latest 31-point outing came on Tuesday against the Houston Rockets, Gilgeous-Alexander's third game scoring exactly 31 points in the month of February.

The Kentucky product is averaging, of course, 31.2 points per game in 2023-24, ranking second in the NBA.



Scan for updated stats, news and more on each player ...



# COACH CALIPARI

## NCAA DIVISION I ACTIVE WINNINGEST COACHES

(On-court by percentage - min. 10 yrs. at Division I level entering the 2023-24 season)

NO.	COACH/TEAM	YRS.	PCT.
1.	Mark Few	24	.836
2.	Bill Self	29	.769
3.	John Calipari	31	.767
4.	Rick Pitino	35	.740
5.	Sean Miller	18	.730

## SINCE 2005-06 ...

Since the 2005-06 season, John Calipari's on-court record ranks him as one of the winningest coaches. Totals as of Feb. 27, 2024.

	COACH	RECORD
1.	Bill Self	558-123
2.	Mark Few	552-104
3.	John Calipari	544-135
4.	Mike Krzyzewski	481-122
5.	Tom Izzo	470-195

## MISCELLANEOUS ON-COURT RECORDS

Overall On-Court Record: .....852-261 (.765)  
March/April Record:.....169-58 (.744)  
NCAAT Record:.....57-21 (.731)  
Record in Conference Games: .....403-131 (.755)  
Record in Conference Tournament: .....58-15 (.795)

- Calipari owns the NCAA's most single-season wins with 38, tying his own record (Memphis in '08 and UK in '12) in 2015 with 38 wins. He owns the most single-season wins at UMass, Memphis and UK
- Calipari is the winningest coach in NCAA Division I history for a five-year span with 173 victories (2008-12)
- Calipari is the first coach in NCAA Division I history to record five straight on-court 30-win seasons. Memphis hit the 30-win plateau from 2006-09
- Calipari is one of only two coaches (Rick Pitino) to lead three different schools to a Final Four
- Calipari is one of only three coaches (John Wooden, Mike Krzyzewski) to go to four Final Fours in five seasons
- Calipari has advanced to the Sweet Sixteen in 12 of the last 16 NCAA Tournaments and the Elite Eight in 10 of the last 16
- Calipari started with a 54-0 record in Rupp Arena as head coach of the Wildcats
- Calipari has helped 45 players earn selection in the NBA Draft (34 first-round picks) over the last 13 seasons
- Calipari has more wins (327) in a 10-year period (2006-15) than any other coach in college basketball history
- Calipari is the eighth-fastest NCAA Division I men's basketball coach to reach 400 victories at a single school
- Calipari's 31 combined regular season and tournament league titles trail only Mark Few (41) of Gonzaga for the most among active coaches
- Calipari is the fourth-fastest coach to 800 on-court wins, behind Adolph Rupp, Roy Williams and Dean Smith
- Calipari has the second-most wins in school history, behind only Adolph Rupp
- Calipari's 32 NCAA Tournament wins are the most in school history. Rupp had 30

## CAL IN CONFERENCE

SEC COACHES	CONFERENCE CHAMPIONSHIPS	Tournament Championships	NCAA Tournament Appearances
Nate Oats, Alabama	5	5	6
Eric Musselman, Arkansas	3	1	6
Bruce Pearl, Auburn	8	3	21
Todd Golden, Florida	0	0	1
Mike White, Georgia	3	0	4
John Calipari, Kentucky	16	15	22
Matt McMahon, LSU	4	3	3
Chris Beard, Ole Miss	2	1	5
Chris Jans, Mississippi State	4	3	4
Dennis Gates, Missouri	2	2	2
Lamont Paris, South Carolina	1	1	1
Rick Barnes, Tennessee	4	2	27
Buzz Williams, Texas A&M	1	0	9
Jerry Stackhouse, Vanderbilt	0	0	0
TOTALS	53	36	111

## CALIPARI VS. ALL OPPONENTS

Abilene Christian .....1-0	Fort Wayne .....1-0	Mount St. Mary's.....2-0	Southern Miss .....15-4
Alabama .....20-7	Furman .....1-0	Murray State.....1-0	Southwest Texas St. ....1-0
Albany .....2-0	George Mason .....1-0	Nevada .....1-0	St. Bonaventure.....17-1
Arizona .....1-1	George Washington.....8-9	New Hampshire.....5-0	St. John's.....1-0
Arizona State .....2-1	Georgetown.....2-1	New Mexico.....1-0	St. Joseph's .....16-5
Arkansas .....15-9	Georgia.....22-4	New Mexico State.....1-0	St. Mary's.....1-0
Arkansas-Little Rock .....3-0	Georgia Tech.....2-2	New Orleans.....1-0	St. Peter's .....1-0
Arkansas-Pine Bluff.....1-0	Gonzaga .....4-2	NJIT .....1-0	Stanford .....3-2
Arkansas State .....4-0	Grand Canyon .....1-0	North Carolina .....9-4	Stephen F. Austin .....1-0
Auburn.....15-6	Hampton.....1-0	North Carolina State.....1-0	Stonehill .....1-0
Austin Peay .....6-1	Hartford.....2-0	North Dakota .....1-0	Stony Brook .....1-0
Baylor .....1-2	Harvard.....2-0	North Florida .....2-0	Syracuse.....3-2
Bellarmine .....1-0	High Point .....1-0	North Texas.....1-0	TCU .....7-1
Belmont .....2-0	Hofstra .....1-0	Northeastern .....3-1	Temple .....13-11
Boise State .....1-0	Holy Cross.....4-1	Northern Kentucky .....2-0	Tennessee .....21-16
Boston .....7-1	Houston .....17-3	Northwestern State.....1-0	Tennessee State.....1-0
Boston College.....2-0	Howard .....2-0	Notre Dame .....2-3	Tennessee Tech.....1-0
Bradley .....1-0	Illinois .....1-1	Oakland .....1-0	Texas .....2-2
Bucknell .....1-0	Illinois State .....2-0	Ohio .....1-0	Texas A&M.....12-4
Buffalo .....3-0	Indiana .....3-2	Ohio State.....1-3	Texas A&M-Commerce .....1-0
BYU .....1-0	Iowa .....0-1	Oklahoma .....5-1	Texas Tech .....1-0
Cal State Northridge .....1-0	Iowa State.....2-0	Oklahoma State.....0-2	Towson State .....1-0
Canisius .....1-0	Jackson State .....2-0	Old Dominion .....2-0	Troy .....1-0
Central Conn. St.....2-0	Kansas .....5-9	Ole Miss.....19-5	Tulane .....16-0
Central Michigan.....1-0	Kansas State .....2-2	Oral Roberts .....1-0	Tulsa .....11-1
Charlotte.....2-3	Keene State .....1-0	Oregon State.....1-0	UAB.....15-3
Chattanooga.....2-0	Kentucky .....2-4	Penn .....4-0	UCF .....5-0
Christian Brothers.....2-0	La Salle .....3-0	Penn State .....4-4	UCLA .....4-5
Cincinnati.....6-7	Lafayette (Pa.).....1-0	Pepperdine .....1-0	UIC .....1-0
Cleveland State.....4-0	Lamar .....5-0	Pittsburgh .....2-1	UNC Asheville.....2-0
Coastal Carolina.....1-0	LIU-Brooklyn.....1-0	Portland .....3-0	UNC Greensboro .....2-0
Colorado .....1-1	Lipscomb .....1-0	Princeton .....2-0	UNC Wilmington.....1-1
Colorado State.....0-1	Long Beach State.....1-0	Providence.....4-1	USF .....10-1
Columbia .....1-0	Louisiana Tech .....1-1	Purdue .....2-1	Utah .....2-2
Connecticut .....2-5	Louisville.....19-8	Radford .....1-0	Utah Valley .....2-0
Coppin State.....1-0	Loyola .....1-0	Rhode Island.....16-2	UTEP .....5-0
Cornell .....1-0	Lowell .....2-1	Rice .....4-0	UT Arlington .....3-0
Dartmouth.....1-0	LSU .....15-5	Richmond .....1-1	UT Martin .....5-0
Davidson .....1-0	Manhattan .....2-0	Rider .....1-0	Valparaiso .....1-0
Dayton .....1-0	Marist .....2-0	Robert Morris .....2-1	Vanderbilt .....26-6
DePaul .....4-2	Marquette .....3-1	Rutgers .....11-4	Vermont.....3-0
Detroit .....1-0	Marshall.....7-0	Saint Louis.....4-3	Villanova.....2-0
Drexel .....2-0	Maryland.....5-3	Saint Peter's.....0-1	Virginia .....0-1
Duke .....1-4	Massachusetts.....1-0	Sam Houston State .....1-0	Virginia Tech .....3-0
Duquesne .....13-4	Memphis .....1-0	Samford .....3-0	VMI .....1-0
East Carolina.....7-0	Miami (Fla.) .....1-1	Santa Clara.....1-0	Wake Forest.....2-1
East Tennessee State.....4-0	Miami (Ohio) .....2-0	Savannah State.....1-0	Washington .....1-0
Eastern Kentucky.....4-0	Michigan .....2-0	Seton Hall .....1-1	West Virginia .....13-7
Eastern Michigan.....2-0	Michigan State.....3-2	Siena .....4-0	Western Kentucky .....3-0
Evansville .....0-1	Middle Tennessee.....3-0	SMU .....7-0	Wichita State .....2-0
Fairfield .....1-0	Milwaukee .....1-0	South Carolina .....16-6	Winthrop .....3-0
Fairleigh Dickinson .....1-0	Mississippi State .....20-1	South Carolina State.....1-0	Wisconsin .....1-1
Florida .....25-10	Mississippi Valley St.....1-0	Southern .....1-0	Wofford .....2-0
Florida A&M .....1-0	Missouri.....12-5	Southern Cal.....2-0	Wright State.....1-0
Florida State .....1-1	Monmouth .....2-0	South Connecticut.....1-0	Xavier .....2-2
Florida Tech .....0-1	Montana State.....1-0	Southeastern Louisiana.....3-0	Yale .....2-0
Fordham .....5-0	Morehead State.....3-0	Southern Illinois .....1-0	





# INDIVIDUAL GAME RECORDS CAL ERA

## MOST POINTS\*\*

Pts.	Player vs. Opponent	Date
47	Malik Monk vs. North Carolina	12/17/16
39	De'Aaron Fox vs. UCLA	3/24/17
37	Antonio Reeves at Arkansas	3/4/23
37	Oscar Tshiebwe vs. GEORGIA	1/17/23
37	Malik Monk vs. GEORGIA	1/31/17
35	Rob Dillingham vs. TENNESSEE	2/3/24
35	Jamal Murray vs. FLORIDA	2/6/16
35	Terrence Jones vs. AUBURN	1/11/11
34	Kevin Knox at West Virginia	1/27/17
34	Malik Monk at Ole Miss	12/29/16
34	Malik Monk vs. FLORIDA	2/25/17
33	Malik Monk vs. Vanderbilt	2/27/16
33	Jamal Murray vs. Ohio State	12/19/15
32	Reed Sheppard at Mississippi State	2/27/24
32	Doron Lamb vs. WINTHROP	12/22/10

SEC: 37, Antonio Reeves at Arkansas, 3/4/23

Postseason: 39, De'Aaron Fox vs. UCLA, 3/24/17

SEC Tourney: 30, Tyler Ulis vs. Texas A&M, 3/13/16

NCAA Tourney: 39, De'Aaron Fox vs. UCLA, 3/24/17

Rupp Arena: 37, Oscar Tshiebwe vs. GEORGIA, 1/17/23

Road: 37, Antonio Reeves at Arkansas, 3/4/23

Neutral: 47, Malik Monk vs. North Carolina, 12/17/16

Ranked Opp.: 47, Malik Monk vs. North Carolina, 12/17/16

Freshman: 47, Malik Monk vs. North Carolina, 12/17/16

Sophomore: 30, Immanuel Quickley at Texas A&M, 2/25/20

Junior: 30, Oscar Tshiebwe vs. Saint Peter's, 3/17/22

Senior: 37, Antonio Reeves at Arkansas, 3/4/23

Graduate: 25, Kellan Grady vs. ALABAMA, 2/19/22

Opener: 26, Tyrese Maxey vs. Michigan State, 11/5/19

SEC Opener: 34, Malik Monk at Ole Miss, 12/29/16

## MOST POINTS IN AN SEC GAME

Pts.	Player vs. Opponent	Date
37	Antonio Reeves at Arkansas	3/4/23
37	Oscar Tshiebwe vs. GEORGIA	1/17/23
37	Malik Monk vs. GEORGIA	1/31/17
35	Rob Dillingham vs. TENNESSEE	2/3/24
35	Jamal Murray vs. FLORIDA	2/6/16
35	Terrence Jones vs. AUBURN	1/11/11
34	Malik Monk at Ole Miss	12/29/16
33	Malik Monk vs. FLORIDA	2/25/17
33	Jamal Murray at Vanderbilt	2/27/16
32	Reed Sheppard at Mississippi State	2/27/24

## MOST POINTS IN A HALF

Pts.	Player vs. Opponent	Date
30	Malik Monk <sup>2</sup> vs. FLORIDA	2/25/17
27	Malik Monk <sup>2</sup> vs. North Carolina	12/17/16
27	Jamal Murray <sup>2</sup> vs. Ohio State	12/19/15
25	Nick Richards <sup>2</sup> vs. MISSISSIPPI STATE	2/4/20
24	De'Aaron Fox <sup>2</sup> vs. UCLA	3/24/17
24	Malik Monk <sup>2</sup> at Ole Miss	12/29/16
23	Reed Sheppard <sup>2</sup> at Mississippi State	2/27/24
23	Oscar Tshiebwe <sup>2</sup> vs. GEORGIA	1/17/23
23	Malik Monk <sup>2</sup> vs. GEORGIA	1/31/17
23	Julius Randle <sup>2</sup> vs. Michigan State	11/12/13
1 - First Half; 2 - Second Half		

## MOST POINTS OFF THE BENCH

Pts.	Player vs. Opponent	Date
35	Rob Dillingham vs. TENNESSEE	2/3/24
35	Terrence Jones vs. AUBURN	1/11/11
32	Reed Sheppard at Mississippi State	2/27/24
32	Doron Lamb vs. WINTHROP	12/22/10
28	PJ Washington vs. Auburn	3/31/19
27	Antonio Reeves at Ole Miss	1/31/23
27	Malik Monk vs. VANDERBILT	2/28/17
26	Tyrese Maxey vs. Michigan State	11/5/19
26	Kyle Wiltjer at Ole Miss	1/29/13
25	Reed Sheppard vs. STONEHILL	11/17/23

## MOST 3-POINTERS MADE

3s	Player vs. Opponent	Date
8	Immanuel Quickley at Texas A&M	2/25/20
8	Malik Monk vs. North Carolina	12/17/16
8	Jamal Murray vs. FLORIDA	2/6/16
8	Eric Bledsoe vs. ETSU	3/18/10
7	Reed Sheppard vs. STONEHILL	11/17/23
7	Kellan Grady vs. ALABAMA	2/19/22
7	Kellan Grady vs. HIGH POINT	12/31/21
7	Dontaie Allen at Mississippi State	1/2/21
7	Wenyen Gabriel vs. Alabama	3/10/18
7	Malik Monk vs. GEORGIA	1/31/17
7	Malik Monk vs. Michigan State	11/15/16
7	Derek Willis vs. TENNESSEE	2/18/16
7	Jamal Murray vs. Ohio State	12/19/15
7	Kyle Wiltjer vs. LIPSCOMB	12/15/12
7	Kyle Wiltjer vs. LAFAYETTE	11/16/12
7	Doron Lamb vs. WINTHROP	12/22/10

## MOST FREE THROWS

Fts	Player vs. Opponent	Date
14	Olivier Sarr vs. VANDERBILT	1/5/21
14	Immanuel Quickley vs. MISSISSIPPI STATE	2/4/20
14	Tyler Ulis at Arkansas	1/21/16
13	Oscar Tshiebwe vs. GEORGIA	1/17/23
13	Nick Richards vs. MISSISSIPPI STATE	2/4/20
13	Keldon Johnson vs. TENNESSEE STATE	11/23/18
13	De'Aaron Fox vs. UCLA	3/24/17
13	Julius Randle at Ole Miss	2/18/14
13	Julius Randle vs. BELMONT	12/21/13

## MOST REBOUNDS\*\*

Rebs	Player vs. Opponent	Date
28	Oscar Tshiebwe vs. WESTERN KENTUCKY	12/22/21
25	Oscar Tshiebwe vs. Providence	3/17/23
24	Oscar Tshiebwe vs. GEORGIA	1/17/23
22	Oscar Tshiebwe vs. MISSISSIPPI STATE	1/25/22
20	Oscar Tshiebwe vs. VANDERBILT	3/1/23
20	Oscar Tshiebwe vs. MISSOURI	12/29/21
20	Oscar Tshiebwe vs. ROBERT MORRIS	11/12/21
20	Oscar Tshiebwe vs. Duke	11/9/21
19	Oscar Tshiebwe at Missouri	12/28/22
19	Oscar Tshiebwe vs. FLORIDA	2/12/22
19	Nick Richards vs. SOUTHERN ILLINOIS	11/9/18
19	Michael Kidd-Gilchrist vs. LOUISVILLE	12/31/11
18	Oscar Tshiebwe vs. Kansas State	3/19/23
18	Oscar Tshiebwe vs. Michigan State	11/15/22
18	Oscar Tshiebwe at Arkansas	2/26/22
18	PJ Washington vs. VMI	11/18/18
18	Bam Adebayo vs. Northern Kentucky	3/17/17
18	Anthony Davis vs. CHATTANOOGA	12/17/11
18	DeMarcus Cousins vs. LOUISVILLE	1/2/10
18	Patrick Patterson vs. RIDER	11/21/09
18	DeMarcus Cousins vs. SAM HOUSTON ST.	11/19/09

SEC: 24, Oscar Tshiebwe, vs. GEORGIA, 1/17/23

Postseason: 25, Oscar Tshiebwe vs. Providence, 3/17/23

SEC Tourney: 16, Julius Randle vs. LSU, 3/14/14

NCAA Tourney: 25, Oscar Tshiebwe vs. Providence, 3/17/23

Rupp Arena: 28, Oscar Tshiebwe, vs. WESTERN KENTUCKY, 12/22/21

Road: 19, Oscar Tshiebwe, at Missouri, 12/28/22

Neutral: 25, Oscar Tshiebwe vs. Providence, 3/17/23

Ranked Opp.: 20, Oscar Tshiebwe vs. Duke, 11/9/21

Freshman: 19, M. Kidd-Gilchrist vs. LOUISVILLE, 12/31/11

Sophomore: 19, Nick Richards vs. SOUTHERN ILLINOIS, 11/9/18

Junior: 28, Oscar Tshiebwe, vs. WESTERN KENTUCKY, 12/22/21

Senior: 28, Oscar Tshiebwe vs. Providence, 3/17/23

Graduate: 14, Tre Mitchell vs. MISSOURI, 1/9/24

Opener: 20, Oscar Tshiebwe vs. Duke, 11/9/21

SEC Opener: 20, Oscar Tshiebwe, vs. MISSOURI, 12/29/21

## MOST OFFENSIVE REBOUNDS

Rebs	Player vs. Opponent	Date
12	Oscar Tshiebwe vs. Duke	11/9/21
11	Oscar Tshiebwe vs. Providence	3/17/23
11	Oscar Tshiebwe vs. Vanderbilt	3/10/23
11	Oscar Tshiebwe vs. GEORGIA	1/17/23
10	Oscar Tshiebwe vs. VANDERBILT	3/1/23
10	Oscar Tshiebwe vs. FLORIDA	2/12/22
10	Oscar Tshiebwe vs. ROBERT MORRIS	11/12/21
9	Ugonna Oyeniso vs. FLORIDA	1/31/24
9	Oscar Tshiebwe vs. Kansas State	3/19/23
9	Oscar Tshiebwe at Missouri	12/28/22
9	Nick Richards vs. SOUTHERN ILLINOIS	11/9/18
9	Willie Cauley-Stein vs. ARKANSAS	2/27/14
9	DeMarcus Cousins vs. OLE MISS	2/2/10
9	Patrick Patterson vs. RIDER	11/21/09

## MOST DEFENSIVE REBOUNDS

Rebs	Player vs. Opponent	Date
23	Oscar Tshiebwe vs. WESTERN KENTUCKY	12/22/21
15	Oscar Tshiebwe vs. MISSISSIPPI STATE	1/25/22
15	Terrence Jones vs. Notre Dame	12/8/10
14	Oscar Tshiebwe vs. Providence	3/17/23
14	Keldon Johnson vs. AUBURN	2/23/19
14	DeMarcus Cousins vs. LOUISVILLE	1/2/10
13	Oscar Tshiebwe vs. GEORGIA	1/17/23
13	Oscar Tshiebwe vs. VANDERBILT	2/2/22
13	Oscar Tshiebwe vs. MISSOURI	12/29/21
13	Anthony Davis vs. LSU	3/9/12
13	Michael Kidd-Gilchrist vs. LOUISVILLE	12/31/11
13	Anthony Davis vs. CHATTANOOGA	12/17/11
13	Terrence Jones vs. Washington	11/23/10

## MOST ASSISTS\*\*

Assts.	Player vs. Opponent	Date
17	TyTy Washington Jr. vs. GEORGIA	1/8/22
16	John Wall vs. HARTFORD	12/29/09
14	Sahvir Wheeler vs. NORTH FLORIDA	11/26/21
14	Tyler Ulis vs. LSU	3/5/16
14	John Wall vs. UNC Asheville	11/30/09
12	Sahvir Wheeler vs. ROBERT MORRIS	11/21/21
12	Ashton Hagans vs. UAB	11/29/19
12	Ashton Hagans vs. Tennessee	3/16/19
12	De'Aaron Fox vs. STEPHEN F. AUSTIN	11/11/16
12	Tyler Ulis at South Carolina	2/13/16

SEC: 17, TyTy Washington Jr. vs. GEORGIA, 1/8/22

Postseason: 12, Ashton Hagans vs. Tennessee, 3/16/19

SEC Tourney: 12, Ashton Hagans vs. Tennessee, 3/16/19

NCAA Tourney: 11, John Wall vs. ETSU, 3/18/10

Rupp Arena: 17, TyTy Washington Jr. vs. GEORGIA, 1/8/22

Road: 12, Tyler Ulis, at South Carolina, 2/13/16

Neutral: 12, Ashton Hagans vs. Tennessee, 3/16/19

Ranked Opp.: 12, Ashton Hagans vs. Tennessee, 3/16/19

Freshman: 17, TyTy Washington Jr. vs. GEORGIA, 1/8/22

Sophomore: 14, Tyler Ulis vs. LSU, 3/5/16

Junior: 14, Sahvir Wheeler vs. NORTH FLORIDA, 11/26/21

Senior: 11, Sahvir Wheeler vs. DUQUESNE, 11/11/22

Graduate: 10, Julius Mays vs. LAFAYETTE, 11/16/12

Opener: 12, De'Aaron Fox vs. STEPHEN F. AUSTIN, 11/11/16

SEC Opener: 11, Isaiah Briscoe at Ole Miss, 12/29/16

## MOST POINTS-REBOUNDS-ASSISTS

P-R-A	Player vs. Opponent	Date
62 (37-24-1)	Oscar Tshiebwe vs. GEORGIA	1/17/23
50 (30-18-2)	Oscar Tshiebwe at Arkansas	2/26/22
49 (47-0-2)	Malik Monk vs. North Carolina	12/17/16
48 (30-16-2)	Oscar Tshiebwe vs. Saint Peter's	3/17/22
48 (27-19-2)	Oscar Tshiebwe vs. FLORIDA	2/12/22
47 (29-17-1)	Oscar Tshiebwe vs. GEORGIA	1/8/22
47 (27-17-3)	Terrence Jones vs. Notre Dame	12/8/10
46 (29-13-4)	PJ Washington vs. Seton Hall	12/8/18
46 (39-3-4)	De'Aaron Fox vs. UCLA	3/24/17
45 (29-13-3)	Terrence Jones vs. Oklahoma	11/22/10
45 (27-18-0)	DeMarcus Cousins vs. S. HOUSTON	11/19/09
44 (32-5-7)	Reed Sheppard at Mississippi St.	2/27/24
44 (30-13-1)	Oscar Tshiebwe at Vanderbilt	1/11/22
44 (25-18-1)	Oscar Tshiebwe vs. Kansas State	3/19/23
44 (21-22-1)	Oscar Tshiebwe vs. MISS. STATE	1/25/22
44 (24-19-1)	M. Kidd-Gilchrist vs. LOUISVILLE	12/31/11

## MOST MINUTES WITHOUT A TURNOVER

Mins.	Player vs. Opponent	Date
44	Reid Travis vs. Auburn	3/31/19
44	Darius Miller at Arkansas	2/23/11
41	Tre Mitchell vs. SAINT JOSEPH'S	11/20/23
41	Aaron Harrison vs. LSU	2/22/14
40	Kellan Grady vs. Saint Peter's	3/17/22
40	Jacob Toppin vs. ALABAMA	2/19/22
40	Tyler Ulis vs. Duke	11/17/15
40	Aaron Harrison vs. OLE MISS	1/6/15
40	Alex Poythress vs. MISSOURI	2/23/13

## MOST BLOCKED SHOTS\*\*

Blks.	Player vs. Opponent	Date
12	Nerlens Noel at Ole Miss	1/29/13
10	Ugonna Oyeniso vs. OLE MISS	2/13/24
9	Willie Cauley-Stein vs. BOISE STATE	12/10/13
9	Willie Cauley-Stein vs. Providence	12/1/13
8	Ugonna Oyeniso vs. FLORIDA	1/31/24
8	Isaiah Jackson vs. Kansas	12/1/20
8	Nerlens Noel at Alabama	1/22/13
8	Anthony Davis at South Carolina	2/4/12
8	Anthony Davis vs. ST. JOHN'S	12/1/11

SEC: 12, Nerlens Noel at Ole Miss, 1/29/13

Postseason: 7, Anthony Davis vs. Western Kentucky, 3/15/12

SEC Tourney: 6, Anthony Davis vs. LSU, 3/11/12

NCAA Tourney: 7, Anthony Davis vs. Western Kentucky, 3/15/12

Rupp Arena: 10, Ugonna Oyeniso, vs. OLE MISS, 2/13/24

Road: 12, Nerlens Noel at Ole Miss, 1/29/13

Neutral: 8, Isaiah Jackson vs. Kansas, 12/1/20

Ranked Opp.: 12, Nerlens Noel at Ole Miss, 1/29/13

Freshman: 12, Nerlens Noel at Ole Miss, 1/29/13

Sophomore: 10, Ugonna Oyeniso, vs. OLE MISS, 2/13/24

Junior: 7, Nick Richards vs. LAMAR, 11/24/19

Senior: 6, Josh Harrellson vs. PENN, 1/3/11

Graduate: 4, Tre Mitchell vs. SAINT JOSEPH'S, 11/20/23

Opener: 5, Anthony Davis vs. MARIST, 11/11/11

SEC Opener: 7, Anthony Davis vs. SOUTH CAROLINA, 1/7/12

## MOST STEALS\*\*

Stls.	Player vs. Opponent	Date
8	Cason Wallace vs. Michigan State	11/15/22
8	Ashton Hagans vs. North Carolina	12/22/18
6	Tyler Ulis vs. OLE MISS	1/2/16
6	Willie Cauley-Stein vs. GEORGIA	1/25/14
6	Nerlens Noel vs. BAYLOR	12/1/12
6	John Wall vs. UConn	12/9/09
6	John Wall vs. UNC Asheville	11/30/09
5	Reed Sheppard at LSU	2/21/24
5	Reed Sheppard at Auburn	2/17/24
5	Reed Sheppard vs. OLE MISS	2/13/24
5	Reed Sheppard at Vanderbilt	2/6/24
5	Reed Sheppard vs. SAINT JOSEPH'S	11/20/23
5	Cason Wallace vs. KANSAS	1/28/23
5	Ashton Hagans vs. TEXAS A&M	1/8/19
5	Tyler Herro vs. MONMOUTH	11/28/18
5	Tyler Herro vs. NORTH DAKOTA	11/14/18
5	Shai Gilgeous-Alexander vs. Davidson	3/15/18
5	Malik Monk vs. UCLA	12/3/16
5	Aaron Harrison vs. ARKANSAS	2/28/15
5	Willie Cauley-Stein vs. Texas	12/5/14
5	DeAndre Liggins vs. TENNESSEE	2/8/11
5	Darius Miller at Portland	11/19/10

SEC: 6, Tyler Ulis vs. OLE MISS, 1/2/16

Postseason: 5, Shai Gilgeous-Alexander vs. Davidson, 3/14/10

SEC Tourney: 5, John Wall vs. Mississippi State, 3/14/10

NCAA Tourney: 5, Shai Gilgeous-Alexander vs. Davidson, 3/14/10

Rupp Arena: 6, Tyler Ulis vs. OLE MISS, 1/2/16

Road: 5, Reed Sheppard at LSU, 2/21/24

Neutral: 8, Cason Wallace vs. Michigan State, 11/15/22

Ranked Opp.: 8, Ashton Hagans vs. North Carolina, 12/22/18

Freshman: 8, Cason Wallace vs. Michigan State, 11/15/22

Sophomore: 6, Tyler Ulis vs. OLE MISS, 1/2/16

Junior: 5, Willie Cauley-Stein vs. TEXAS, 12/5/14

Senior: 4, CJ Fredrick vs. SOUTH CAROL

# TEAM GAME RECORDS CAL ERA

## MOST FIELD GOALS

FGs.	Opp.	Date
46	MARIST	11/11/11
45	MARSHALL	11/24/23
44	vs. Arizona State	11/28/16
44	AUBURN	2/21/15
42	UIC	11/26/17
42	LIU BROOKLYN	11/23/12
41	ALABAMA	2/24/24
41	at Vanderbilt	2/6/24
41	UT MARTIN	11/25/16
41	HARTFORD	12/29/09

## FEWEST FIELD GOALS

FGs.	Opp.	Date
14	at Tennessee	3/2/19
14	at South Carolina	3/1/14
16	vs. Kansas State	3/22/18
16	ALABAMA	3/4/14
17	GEORGIA	12/31/17
17	LOUISVILLE	12/31/11
17	at Auburn	2/12/14
18	vs. LSU	3/9/12
18	vs. Vanderbilt	3/15/13
18	vs. Florida	3/16/14
18	vs. UConn	4/7/14
18	at Texas A&M	1/10/15
18	at South Carolina	1/24/15

## MOST FIELD-GOAL ATTEMPTS

FGs.	Opp.	Date
84	vs. Arizona State	11/28/16
80	UCLA	12/3/16
78	FLORIDA	1/31/24
78	NORTH FLORIDA	11/26/21
77	vs. Duke	11/9/21
77	at Mississippi State	1/2/21
77	ARKANSAS	1/23/10
76	at Texas A&M	1/13/24
76	vs. Kansas	11/14/23
76	ARKANSAS	2/27/14

## FEWEST FIELD-GOAL ATTEMPTS

FGs.	Opp.	Date
39	at South Carolina	1/24/15
40	at Robert Morris	3/19/13
41	ALABAMA	1/31/15
41	TENNESSEE	1/31/12
42	ARKANSAS	2/26/19
42	at Missouri	2/19/19
42	vs. Kansas State	3/22/18
42	vs. Alabama	3/10/18
42	FLORIDA	2/15/14
42	vs. Providence	12/1/13
42	vs. LSU	3/9/12
42	vs. Cleveland State	11/24/09

## HIGHEST FIELD-GOAL PCT.

Pct.	Opp.	Date
.679	TENNESSEE	1/15/22
.677	LIU BROOKLYN	11/23/12
.667	UIC	11/26/17
.647	AUBURN	2/21/15
.645	LAFAYETTE	11/16/12
.643	vs. Alabama	3/10/18
.643	vs. Providence	12/1/13
.639	STONEHILL	11/17/23
.631	ALABAMA	2/24/24
.619	GEORGIA	1/20/24
.614	SOUTH CAROLINA	2/5/13
.613	MARIST	11/11/11

## LOWEST FIELD-GOAL PCT.

Pct.	Opp.	Date
.269	at South Carolina	3/1/14
.281	at Texas A&M	1/10/15
.288	at Alabama	1/7/23
.296	BAYLOR	12/1/12
.298	LOUISVILLE	12/31/11
.309	at Auburn	2/12/14
.313	at Missouri	2/3/18
.315	GEORGIA	12/31/17
.318	at Tennessee	3/2/19
.322	VANDERBILT	3/1/23

## MOST FREE THROWS

FTs.	Opp.	Date
35	vs. Indiana	3/23/12
33	at South Carolina	3/1/14
32	LOUISVILLE	12/31/11
31	MISSISSIPPI STATE	2/4/20
31	UTAH VALLEY	11/18/19
31	MOREHEAD STATE	11/21/12
31	INDIANA	12/11/10

## FEWEST FREE THROWS

FTs.	Opp.	Date
1	at Vanderbilt	1/24/23
3	at Mississippi State	1/2/21
3	ETSU	11/17/17
4	HIGH POINT	12/31/21
4	NOTRE DAME	12/12/20
4	vs. UConn	4/2/11
4	VANDERBILT	1/23/16
5	vs. Penn	12/9/23
5	at Alabama	1/7/23
5	vs. UCLA	12/17/22
5	vs. Georgia	3/9/18

## MOST FREE-THROW ATTEMPTS

FTs.	Opp.	Date
48	UNC ASHEVILLE	11/8/13
46	ILLINOIS STATE	11/30/15
44	vs. Baylor	3/25/12
44	INDIANA	12/11/10
43	at North Carolina	12/14/13
43	LOUISVILLE	12/31/11
42	at South Carolina	3/1/14

## FEWEST FREE-THROW ATTEMPTS

FTs.	Opp.	Date
2	at Vanderbilt	1/24/23
6	NOTRE DAME	12/12/20
6	VANDERBILT	1/23/16
7	GEORGIA	1/8/22
7	vs. Duke	11/9/21
8	STONEHILL	11/17/23
8	at Alabama	17/23
8	HIGH POINT	12/31/21
8	vs. MT. ST. MARY'S	11/16/21
8	at Mississippi State	1/2/21

## HIGHEST FREE-THROW PCT.

Pct.	Opp.	Date
1.000	at LSU	2/21/24
1.000	at Vanderbilt	2/6/24
1.000	FLORIDA	2/22/20
1.000	FLORIDA	2/7/12
1.000	AUSTIN PEAY	12/19/09
.960	at Vanderbilt	2/17/20
.958	TENNESSEE	1/18/14
.955	at Florida	2/7/15
.952	TENNESSEE	1/15/22
.946	vs. Indiana	3/23/12
.941	OHIO	11/19/21
.933	AUBURN	2/25/23
min. 10 attempts		

## LOWEST FREE-THROW PCT.

Pct.	Opp.	Date
.200	ETSU	11/17/17
.333	vs. UConn	4/2/11
.385	vs. UCLA	12/17/22
.391	ETSU	11/12/10
.412	vs. Wake Forest	3/20/10
.435	at Vanderbilt	2/27/16
.471	at Texas A&M	2/10/18
.471	PROVIDENCE	11/30/14
.478	at Louisville	12/29/12
min. 10 attempts		

## MOST 3-POINTERS

3s.	Opp.	Date
17	STONEHILL	11/17/23
16	MARSHALL	11/24/23
15	at Vanderbilt	2/6/24
15	at Texas A&M	1/13/24
15	GEORGIA	3/1/12
15	vs. ETSU	3/18/10
14	GEORGIA	1/20/24
14	ARKANSAS	2/9/21
14	HARTFORD	12/29/09
13	ALABAMA	2/24/24
13	FLORIDA A&M	12/21/22
13	SOUTH CAROLINA	3/6/21
13	TEXAS A&M	1/3/17
13	vs. Alabama	3/11/16
13	ETSU	11/12/10

## FEWEST 3-POINTERS

3s.	Opp.	Date
0	RICHMOND	11/29/20
0	vs. Davidson	3/15/18
1	at Georgia	1/20/21
1	MISSISSIPPI STATE	2/4/20
1	GEORGIA	1/21/20
1	UTAH VALLEY	11/18/19
1	at South Carolina	1/16/18
1	at Vanderbilt	1/10/17
1	TEXAS	12/5/14
1	LSU	2/22/14
1	vs. LSU	3/9/12
1	TENNESSEE	1/31/12
1	vs. Alabama	3/12/10

## MOST 3-POINT ATTEMPTS

3s.	Opp.	Date
39	at Texas A&M	1/13/24
38	vs. Kansas	11/14/23
33	CHATTANOOGA	12/17/11
33	vs. ETSU	3/18/10
33	ARKANSAS	1/23/10
32	STONEHILL	11/17/23
32	TEXAS A&M	1/21/23
32	vs. West Virginia	3/27/10
30	at Mississippi State	2/27/24
29	NEW MEXICO STATE	11/6/23

## FEWEST 3-POINT ATTEMPTS

3s.	Opp.	Date
5	vs. Wisconsin	4/4/15
5	vs. Wisconsin	4/5/14
5	at Tennessee	1/14/12
6	vs. Davidson	3/15/18
6	FLORIDA	3/7/15
6	VANDERBILT	1/20/15
7	FLORIDA	3/10/19
7	at Missouri	1/29/15
7	PROVIDENCE	11/30/14
7	vs. Louisville	3/31/12
7	at Indiana	12/10/11

## HIGHEST 3-POINT PERCENTAGE

Pct.	Opp.	Date
.700	at Florida	3/1/16
.692	DREXEL	12/21/09
.667	vs. Alabama	3/10/18
.667	AUSTIN PEAY	12/19/09
.643	ALABAMA	2/19/22
.636	vs. Michigan	3/30/14
.625	MISSOURI	2/24/18
.625	BOSTON	11/30/10
.615	AUBURN	2/25/23
.615	at Florida	3/7/20
.611	TENNESSEE	1/15/22
min. 10 attempts		

## LOWEST 3-POINT PERCENTAGE

Pct.	Opp.	Date
.000	RICHMOND	11/29/20
.000	vs. Davidson	3/15/18
.077	at Georgia	1/20/21
.077	vs. Alabama	3/12/10
.083	UTAH VALLEY	11/18/19
.083	TEXAS	12/5/14
.091	OLE MISS	2/15/20
.091	at South Carolina	1/16/18
.091	at Tennessee	2/27/10
.100	vs. Tennessee	3/12/22
.100	MISSISSIPPI STATE	2/4/20
.100	at Missouri	2/3/18
.100	TENNESSEE	1/31/12
min. 10 attempts		

## MOST REBOUNDS

Rebs.	Opp.	Date
59	vs. Arizona State	11/28/16
59	ARKANSAS	1/23/10
57	LOUISVILLE	12/31/11
56	ROBERT MORRIS	11/17/13
54	RICHMOND	11/29/20
54	EASTERN KENTUCKY	11/8/19
54	NJIT	11/14/15

## FEWEST REBOUNDS

Rebs.	Opp.	Date
21	ALABAMA	1/31/15
21	at Tennessee	2/16/13
22	vs. Wisconsin	4/4/15
23	UTAH	12/15/18
24	GEORGIA	2/3/15
24	NORTH CAROLINA	12/13/14
24	TENNESSEE	1/18/14
25	TENNESSEE	1/15/22
25	FLORIDA	2/27/21
25	vs. Ohio State	12/21/19
25	vs. Baylor	12/6/13
25	at Robert Morris	3/19/13

## MOST OFFENSIVE REBOUNDS

Rebs.	Opp.	Date
26	ARKANSAS	2/27/14
24	GRAND CANYON	11/14/14
24	vs. West Virginia	3/27/10
22	NJIT	11/14/15
22	at Auburn	2/2/14
22	ARKANSAS	1/23/10
21	vs. Vanderbilt	3/10/23
21	vs. UCLA	12/17/22
21	RICHMOND	11/29/20
21	at West Virginia	1/27/18
21	VALPARAISO	12/7/16
21	COLUMBIA	12/10/14
21	at South Carolina	3/1/14
21	BAYLOR	12/1/12
21	at Indiana	12/12/09



# TEAM GAME RECORDS CAL ERA

## FEWEST OFFENSIVE REBOUNDS

Rebs.	Opp.	Date
1	vs. Alabama	3/10/18
3	at Florida	1/6/24
3	at South Carolina	1/24/14
4	GEORGIA	1/20/24
4	KANSAS	1/28/23
4	at Ole Miss	3/5/19
5	OLE MISS	2/13/24
5	STONEHILL	11/17/23
5	TENNESSEE	1/15/22
5	at Notre Dame	12/11/21
5	VANDERBILT	1/5/21
5	vs. Michigan State	11/5/19
5	GEORGIA	2/3/15
5	ALABAMA	1/31/15
5	MISSISSIPPI STATE	2/15/11
5	GEORGIA	1/29/11

## MOST DEFENSIVE REBOUNDS

Rebs.	Opp.	Date
42	EASTERN KENTUCKY	11/8/19
39	vs. Arizona State	11/28/16
39	ROBERT MORRIS	11/17/13
39	EASTERN MICHIGAN	1/2/13
38	TROY	11/20/17
38	vs. Hampton	3/19/15
38	EASTERN KENTUCKY	12/7/14
38	vs. Cleveland State	11/24/09

## FEWEST DEFENSIVE REBOUNDS

Rebs.	Opp.	Date
9	at Tennessee	2/16/13
13	NORTH CAROLINA	12/13/14
14	SOUTH CAROLINA	1/10/23
15	vs. Baylor	12/6/13
15	at Alabama	1/18/11
16	at Auburn	1/22/22
16	FLORIDA	2/27/21
16	at Florida	3/7/20
16	TENNESSEE	3/3/20
16	vs. Ohio State	12/21/19
16	UTAH	12/15/18
16	vs. Wisconsin	4/4/15
16	ALABAMA	1/31/15
16	TEXAS A&M	1/12/13
16	at Auburn	1/11/12
16	vs. UConn	11/24/10

## HIGHEST REBOUND MARGIN

Mg.	Opp.	Date
+36	OHIO	11/19/21
+31	NIJT	11/14/15
+30	NORTH DAKOTA	11/14/18
+30	GRAND CANYON	11/14/14
+29	EASTERN KENTUCKY	11/8/19
+29	SOUTHERN ILLINOIS	11/9/18
+28	NKU	11/10/13
+27	vs. Abilene Christian	3/21/19
+27	vs. Little Rock	1/3/12
+26	vs. Arizona State	11/28/16
+26	LOUISVILLE	12/31/11

## LOWEST REBOUND MARGIN

Mg.	Opp.	Date
-25	at Florida	2/4/17
-18	at Tennessee	2/16/13
-16	vs. Mississippi State	3/11/21
-16	vs. Baylor	12/6/13
-16	vs. Maryland	11/9/12
-15	TENNESSEE	1/18/14
-14	at Ole Miss	3/2/21
-14	at Auburn	2/1/20
-14	at LSU	1/5/16
-13	VANDERBILT	1/5/21

## MOST ASSISTS

Assts.	Opp.	Date
33	vs. Arizona State	11/28/16
30	HARTFORD	12/29/09
28	LIU BROOKLYN	11/23/12
28	vs. UNC Asheville	11/30/09
27	GEORGIA	1/20/24
27	MARSHALL	11/24/23
27	WESTERN KENTUCKY	12/22/21
26	MIAMI	11/28/23
26	STONEHILL	11/17/23
25	S. CAROLINA STATE	11/1722
25	at South Carolina	2/8/22
25	CLEVELAND STATE	11/23/16
25	AUBURN	2/21/15
25	vs. UCLA	12/20/14

## FEWEST ASSISTS

Assts.	Opp.	Date
3	LSU	2/23/22
5	RICHMOND	11/29/20
5	LSU	2/22/14
5	at Arkansas	3/2/13
6	at Florida	1/6/24
6	VANDERBILT	3/1/23
6	at Louisville	12/26/20
6	EVANSVILLE	11/12/19
6	vs. Kansas State	3/22/18
6	at Florida	3/3/18
6	vs. Vanderbilt	3/15/13
6	VANDERBILT	3/1/11

## MOST TURNOVERS

Tos.	Opp.	Date
24	MOREHEAD STATE	11/13/09
23	SAM HOUSTON ST.	11/19/09
22	ETSU	11/17/17
21	vs. Georgia Tech	12/6/20
21	RICHMOND	11/29/20
21	LOUISVILLE	12/31/11
21	vs. Old Dominion	11/20/11
21	NORTH CAROLINA	12/5/09

## FEWEST TURNOVERS

Tos.	Opp.	Date
2	VANDERBILT	1/5/21
3	A&M-COMMERCE	11/10/23
3	at Georgia	3/3/15
3	at South Carolina	2/4/12
4	ALABAMA	2/23/16
4	COLUMBIA	12/10/14
4	vs. Wisconsin	4/5/14
4	PORTLAND	11/26/11
5	FLORIDA	2/12/22
5	at Notre Dame	12/11/21
5	vs. Mississippi State	3/11/21
5	vs. Georgia	3/9/18
5	vs. Georgia	3/12/16
5	at Vanderbilt	2/27/16
5	ALABAMA	1/31/15

## MOST BLOCKS

Blks.	Opp.	Date
18	ST. JOHN'S	12/1/11
15	vs. Stony Brook	3/17/16
14	FLORIDA	1/31/24
14	at Georgia	3/3/10
13	LAMAR	11/24/19
13	vs. UCLA	12/20/14
13	at Ole Miss	1/29/13
13	ARKANSAS	1/17/12
13	vs. Kansas	11/15/11
13	MARIST	11/11/11

## FEWEST BLOCKS

Blks.	Opp.	Date
0	at Gonzaga	11/20/22
0	FLORIDA	2/12/22
0	at Kansas	1/29/22
0	at Florida	3/7/20

## MOST STEALS

Stls.	Opp.	Date
15	LAFAYETTE	11/16/12
13	NEW MEXICO STATE	11/6/23
13	NORTH FLORIDA	11/26/21
13	OLE MISS	1/2/16
13	vs. UConn	12/9/09
12	SAINT JOSEPH'S	11/20/23
12	vs. Michigan State	11/15/22
12	at Alabama	2/5/22
12	vs. North Carolina	12/22/18
12	NORTH DAKOTA	11/14/18
12	STEPHEN F. AUSTIN	11/11/16
12	BOSTON	11/24/15
12	NORTH CAROLINA	12/13/14
12	PROVIDENCE	11/30/14
12	LIPSCOMB	12/15/12
12	PORTLAND	11/26/11
12	vs. Cornell	3/25/10
12	GEORGIA	1/9/10
12	vs. UNC Asheville	11/30/09

## FEWEST STEALS

Stls.	Opp.	Date
0	at Auburn	2/1/20
0	vs. Baylor	12/6/13
1	at Georgia	2/11/23
1	ARKANSAS	2/9/21
1	vs. Duke	11/6/18
1	at West Virginia	1/27/18
1	vs. Michigan State	11/12/13
1	at Robert Morris	3/19/13
1	vs. West Virginia	3/19/11
1	FLORIDA	2/26/11

## MOST PERSONAL FOULS

Fls.	Opp.	Date
33	at Kansas	1/30/16
32	at South Carolina	1/16/18
31	at Arkansas	1/14/14
31	at North Carolina	12/14/13
30	vs. North Carolina	12/19/20
29	at Auburn	2/1/20
29	at Missouri	2/3/18
29	at South Carolina	3/1/14

## FEWEST PERSONAL FOULS

Fls.	Opp.	Date
5	HIGH POINT	12/31/21
7	DUQUESNE	11/11/22
7	ALABAMA	2/19/22
7	NORTH FLORIDA	11/22/21
7	HARTFORD	12/29/09
8	STONEHILL	11/17/23
8	ROBERT MORRIS	11/12/21
8	MONTANA STATE	11/23/14
8	LAFAYETTE	11/16/12
8	vs. Florida	3/10/12
8	vs. Princeton	3/17/11
8	WINTHROP	12/22/10
8	DREXEL	12/21/09
8	vs. UNC Asheville	11/30/09

## KENTUCKY'S 100-POINT GAMES

Points (Score)	Opponent	Date
118 (118-82)	MARSHALL	11/24/23
117 (117-95)	ALABAMA	2/24/24
115 (115-69)	vs. Arizona State	11/28/16
111 (111-76)	UT MARTIN	11/25/16
110 (110-75)	AUBURN	2/21/15
109 (109-77)	at Vanderbilt	2/6/24
108 (108-58)	MARIST	11/11/11
107 (107-79)	TENNESSEE	1/15/22
107 (107-73)	UIC	11/26/17
106 (106-63)	S. CAROLINA STATE	11/17/22
105 (105-96)	GEORGIA	1/20/24
105 (105-76)	UT ARLINGTON	11/19/13
104 (104-75)	LIU BROOKLYN	11/23/12
104 (104-61)	HARTFORD	12/29/09
103 (103-100)	vs. North Carolina	12/17/16
102 (102-90)	vs. Indiana	3/23/12
102 (102-92)	RIDER	11/21/09
101 (101-67)	STONEHILL	11/17/23
101 (101-70)	CLEVELAND STATE	11/23/16
101 (101-49)	LAFAYETTE	11/16/12
101 (101-70)	ARKANSAS	1/23/10
100 (100-60)	ROBERT MORRIS	11/12/21
100 (100-58)	TEXAS A&M	1/3/17
100 (100-71)	ETSU	3/18/10





# GAME MARGINS IN CAL ERA

## VICTORY MARGINS

Margin (Score)	Opponent	Date
+58 (86-28)	MONTANA STATE	11/13/14
+52 (101-49)	LAFAYETTE	11/16/12
+50 (108-58)	MARIST	11/11/11
+49 (86-37)	MISSOUI	1/13/15
+48 (92-44)	UT ARLINGTON	11/25/14
+48 (88-40)	RADFORD	11/23/11
+46 (90-44)	MONMOUTH	11/28/18
+46 (115-69)	vs. Arizona State	11/28/16
+44 (92-48)	HIGH POINT	12/31/21
+44 (88-44)	DREXEL	12/21/09

## VICTORY MARGIN IN RUPP ARENA

Margin (Score)	Opponent	Date
+58 (86-28)	MONTANA STATE	11/13/14
+52 (101-49)	LAFAYETTE	11/16/12
+50 (108-58)	MARIST	11/11/11
+49 (86-37)	MISSOURI	1/13/15
+48 (92-44)	UT ARLINGTON	11/25/14
+48 (88-40)	RADFORD	11/23/11
+46 (90-44)	MONMOUTH	11/28/18
+44 (92-48)	HIGH POINT	12/31/21
+44 (88-44)	DREXEL	12/21/09
+43 (106-63)	SOUTH CAROLINA STATE	11/17/22
+43 (104-61)	HARTFORD	12/29/09

## VICTORY MARGIN IN SEC PLAY

Margin (Score)	Opponent	Date
+49 (86-37)	MISSOURI	1/13/15
+42 (100-58)	TEXAS A&M	1/3/17
+38 (82-44)	LSU	1/15/11
+35 (87-52)	at Vanderbilt	1/29/19
+35 (110-75)	AUBURN	2/21/15
+34 (82-48)	GEORGIA	2/9/16
+34 (88-54)	MISSOURI	1/27/16
+34 (77-43)	SOUTH CAROLINA	2/14/15
+34 (86-52)	at South Carolina	2/4/12
+32 (109-77)	at Vanderbilt	2/6/24
+32 (86-54)	AUBURN	2/25/23

## VICTORY MARGIN ON THE ROAD

Margin (Score)	Opponent	Date
+35 (87-52)	at Vanderbilt	1/29/19
+34 (86-52)	at South Carolina	2/4/12
+32 (109-77)	at Vanderbilt	2/6/24
+31 (79-48)	at Portland	11/19/10
+27 (89-62)	at South Carolina	2/13/16
+26 (81-55)	at LSU	2/6/10
+24 (74-50)	at LSU	1/28/12
+23 (99-76)	at Ole Miss	12/29/16
+22 (70-48)	at Alabama	1/17/15
+22 (75-53)	at Auburn	1/19/13
+20 (69-49)	at Georgia	1/15/19

## VICTORY MARGIN AT A NEUTRAL SITE

Margin (Score)	Opponent	Date
+46 (115-69)	vs. Arizona State	11/28/16
+39 (78-39)	vs. West Virginia	3/26/15
+39 (83-44)	vs. UCLA	12/20/14
+38 (85-47)	vs. Penn State	11/19/11
+35 (79-44)	vs. Abilene Christian	3/21/19
+32 (72-40)	vs. Kansas	11/18/14
+30 (90-60)	vs. Wake Forest	3/20/10
+29 (98-69)	vs. North Carolina	12/18/21
+29 (100-71)	vs. ETSU	3/18/10
+29 (74-45)	vs. Tennessee	3/13/10
+28 (85-57)	vs. Stony Brook	3/17/16

## VICTORY MARGIN IN RUPP ARENA IN THE SEC

Margin (Score)	Opponent	Date
+49 (86-37)	MISSOURI	1/13/15
+42 (100-58)	TEXAS A&M	1/3/17
+38 (82-44)	LSU	1/15/11
+35 (110-75)	AUBURN	2/21/15
+34 (82-48)	GEORGIA	2/9/16
+34 (88-54)	MISSOURI	1/27/16
+34 (77-43)	SOUTH CAROLINA	2/14/15
+32 (86-54)	AUBURN	2/25/23
+31 (90-59)	SOUTH CAROLINA	2/19/11
+31 (101-70)	ARKANSAS	1/23/10

## VICTORY MARGIN ON THE ROAD IN THE SEC

Margin (Score)	Opponent	Date
+35 (87-52)	at Vanderbilt	1/29/19
+34 (86-52)	at South Carolina	2/4/12
+32 (109-77)	at Vanderbilt	2/6/24
+27 (89-62)	at South Carolina	2/13/16
+26 (81-55)	at LSU	2/6/10
+24 (74-50)	at LSU	1/28/12
+23 (99-76)	at Ole Miss	12/29/16
+22 (70-48)	at Alabama	1/17/15
+22 (75-53)	at Auburn	1/19/13
+20 (69-49)	at Georgia	1/15/19

## VICTORY MARGIN IN THE SEC TOURNAMENT

Margin (Score)	Opponent	Date
+29 (74-45)	vs. Tennessee	3/13/10
+26 (85-59)	vs. Alabama	3/11/16
+24 (91-67)	vs. Auburn	3/14/15
+23 (86-63)	vs. Alabama	3/10/18
+18 (73-55)	vs. Alabama	3/15/19
+18 (85-67)	vs. LSU	3/14/14
+17 (82-65)	vs. Arkansas	3/12/17
+16 (70-54)	vs. Florida	3/13/11
+15 (78-63)	vs. Arkansas	3/15/15
+15 (64-49)	vs. Florida	3/13/15

## VICTORY MARGIN IN THE NCAA TOURNAMENT

Margin (Score)	Opponent	Date
+39 (78-39)	vs. West Virginia	3/26/15
+35 (79-44)	vs. Abilene Christian	3/21/19
+30 (90-60)	vs. Wake Forest	3/20/10
+29 (100-71)	vs. ETSU	3/18/10
+28 (85-57)	vs. Stony Brook	3/17/16
+23 (79-56)	vs. Hampton	3/19/15
+20 (95-75)	vs. Buffalo	3/17/18
+17 (62-45)	vs. Cornell	3/25/10
+16 (87-71)	vs. Iowa State	3/17/12
+15 (81-66)	vs. Western Kentucky	3/15/12
+13 (64-51)	vs. Cincinnati	3/21/15

## LOSS MARGINS

Margin (Score)	Opponent	Date
-34 (118-84)	vs. Duke	11/6/18
-30 (85-55)	at Tennessee	2/16/13
-26 (78-52)	at Alabama	1/7/23
-22 (88-66)	at Florida	2/4/17
-20 (85-65)	ALABAMA	1/26/21
-19 (71-52)	at Tennessee	3/2/19
-19 (84-65)	at Florida	3/18/14
-18 (85-67)	at LSU	1/5/16
-17 (79-62)	at South Carolina	1/23/24
-17 (79-62)	vs. Georgia Tech	12/6/20
-17 (84-67)	vs. UConn	11/24/17
-17 (69-52)	at Florida	2/12/13

## LOSS MARGINS IN RUPP ARENA

Margin (Score)	Opponent	Date
-20 (85-65)	ALABAMA	1/26/21
-15 (88-73)	ARKANSAS	2/7/23
-12 (76-64)	RICHMOND	11/29/20
-12 (83-71)	TEXAS A&M	1/12/13
-11 (103-92)	TENNESSEE	2/3/24
-11 (82-71)	TENNESSEE	2/6/21
-10 (69-59)	FLORIDA	2/15/14
-9 (77-68)	KANSAS	1/28/23
-9 (64-55)	BAYLOR	12/1/13
-8 (81-73)	TENNESSEE	3/7/20

## LOSS MARGINS IN SEC PLAY

Margin (Score)	Opponent	Date
-30 (85-55)	at Tennessee	2/16/13
-26 (78-52)	at Alabama	1/7/23
-22 (88-66)	at Florida	2/4/17
-20 (85-65)	ALABAMA	1/26/21
-19 (71-52)	at Tennessee	3/2/19
-19 (84-65)	at Florida	3/18/14
-18 (85-67)	at LSU	1/5/16
-17 (79-62)	at South Carolina	1/23/24
-17 (69-52)	at Florida	2/12/13

## LOSS MARGINS ON THE ROAD

Margin (Score)	Opponent	Date
-30 (85-55)	at Tennessee	2/16/13
-26 (78-52)	at Alabama	1/7/23
-22 (88-66)	at Florida	2/4/17
-19 (71-52)	at Tennessee	3/2/19
-19 (84-65)	at Florida	3/18/14
-18 (85-67)	at LSU	1/5/16
-17 (79-62)	at South Carolina	1/23/24
-17 (69-52)	at Florida	2/12/13
-16 (88-72)	at Gonzaga	11/0/22
-14 (89-75)	at Missouri	12/28/22
-14 (64-50)	at Notre Dame	11/29/12

## LOSS MARGINS AT NEUTRAL SITES

Margin (Score)	Opponent	Date
-34 (118-84)	vs. Duke	11/6/18
-17 (79-62)	vs. Georgia Tech	12/6/20
-17 (84-67)	vs. UConn	11/24/17
-16 (64-48)	vs. Vanderbilt	3/15/13
-12 (75-63)	vs. North Carolina	12/19/20
-10 (63-53)	vs. UCLA	12/17/22
-9 (86-77 2OT)	vs. Michigan State	11/15/22
-8 (79-71)	vs. Duke	11/9/21
-8 (83-75)	vs. UCLA	12/23/17

## LOSS MARGINS ON THE ROAD IN THE SEC

Margin (Score)	Opponent	Date
-30 (85-55)	at Tennessee	2/16/13
-26 (78-52)	at Alabama	1/7/23
-22 (88-66)	at Florida	2/4/17
-19 (71-52)	at Tennessee	3/2/19
-19 (84-65)	at Florida	3/18/14
-18 (85-67)	at LSU	1/5/16
-17 (79-62)	at South Carolina	1/23/24
-17 (69-52)	at Florida	2/12/13
-14 (89-75)	at Missouri	12/28/22
-13 (76-63)	at Tennessee	2/15/22
-13 (80-67)	at Florida	3/3/18
-13 (73-60)	at Arkansas	3/2/13

## LOSS MARGINS IN RUPP ARENA IN THE SEC

Margin (Score)	Opponent	Date
-20 (85-65)	ALABAMA	1/26/21
-15 (88-73)	ARKANSAS	2/7/23
-12 (83-71)	TEXAS A&M	1/12/13
-11 (82-71)	TENNESSEE	2/6/21
-11 (103-92)	TENNESSEE	2/3/24
-10 (69-59)	FLORIDA	2/15/14
-8 (81-73)	TENNESSEE	3/7/20
-4 (71-67)	FLORIDA	2/27/21
-4 (71-67)	ARKANSAS	2/27/14
-3 (94-91)	FLORIDA	1/31/24
-3 (71-68)	SOUTH CAROLINA	1/10/23

## LOSS MARGINS IN THE SEC TOURNAMENT

Margin (Score)	Opponent	Date
-16 (64-48)	vs. Vanderbilt	3/15/13
-7 (80-73)	vs. Vanderbilt	3/10/23
-7 (69-62)	vs. Tennessee	3/12/22
-7 (71-64)	vs. Vanderbilt	3/11/12
-4 (82-78)	vs. Tennessee	3/16/19
-1 (74-73)	vs. Mississippi State	3/11/21
-1 (61-60)	vs. Florida	3/16/14

## LOSS MARGINS IN THE NCAA TOURNAMENT

Margin (Score)	Opponent	Date
-7 (71-64)	vs. Wisconsin	4/4/15
-7 (73-66)	vs. West Virginia	3/27/10
-6 (75-69)	vs. Kansas State	3/19/23
-6 (85-79)	vs. Saint Peter's	3/17/22
-6 (77-71)	vs. Auburn	3/31/19
-6 (73-67)	vs. Indiana	3/19/16
-6 (60-54)	vs. UConn	3/7/2014
-3 (61-58)	vs. Kansas State	3/22/18
-3 (65-62)	vs. North Carolina	3/26/17
-1 (56-55)	vs. UConn	4/2/11





2023-24 Season/Career Highs		
Points		
Season	35, TENNESSEE (2/3/24)	
Career	35, TENNESSEE (2/3/24)	
Rebounds		
Season	5, 5x, last MIAMI (11/28/23)	
Career	5, 5x, last MIAMI (11/28/23)	
Field Goals		
Season	14, TENNESSEE (2/3/24)	
Career	14, TENNESSEE (2/3/24)	
Field Goals Attempted		
Season	20, TENNESSEE (2/3/24)	
Career	20, TENNESSEE (2/3/24)	
3-Point Field Goals		
Season	6, TENNESSEE (2/3/24)	
Career	6, TENNESSEE (2/3/24)	
3-Point Field Goals Attempted		
Season	10, at Texas A&M (1/13/24)	
Career	10, at Texas A&M (1/13/24)	
Free Throws		
Season	8, MISSOURI (1/9/24)	
Career	8, MISSOURI (1/9/24)	
Free Throws Attempted		
Season	10, MISSOURI (1/9/24)	
Career	10, MISSOURI (1/9/24)	
Assists		
Season	9, 2x, last at Vanderbilt (2/6/24)	
Career	9, 2x, last at Vanderbilt (2/6/24)	
Steals		
Season	3, ILLINOIS STATE (12/29/23)	
Career	3, ILLINOIS STATE (12/29/23)	
Blocked Shots		
Season	1, 2x last FLORIDA (1/31/24)	
Career	1, 2x last FLORIDA (1/31/24)	
Minutes Played		
Season	39, FLORIDA (1/31/24)	
Career	39, FLORIDA (1/31/24)	
MISCELLANEOUS		
	2023-24	CAREER*
Dunks	4	4
Double-Figure		
Scoring Games	22	22
Double-Figure		
Rebounding Games	0	0
Games With		
Double-Double	0	0
Games Led UK		
in Scoring	6	6
Games Led UK		
in Rebounding	0	0
Games Led UK		
in Assists	10	10
Games Led UK		
in Steals	3	3
Games Led UK		
in Blocks	0	0
Games With		
3+ Assists	18	18
Games With		
3+ Blocks	0	0
Games With		
3+ Steals	1	1
Games With		
3+ Three-Pointers	9	9

- Scored 16 points while adding four assists in win vs. No. 13 Alabama
- Put up 23 points, including 21 in the second half, at LSU. Scored UK's last 12 points of the game
- Had third-straight 20 point game in UK's win at Vanderbilt, also matching his career high in assists with nine
- Named the Associated Press National Player of the Week and the SEC Freshman of the Week after he put up a career-high 35 points at home vs. Tennessee, connecting on 14 field goals and six threes while also leading team with two steals
- Has scored in double figures in 21 games this season
- Recorded third 20-point game of the season at home vs. Florida
- Notched 23 points in only 19 minutes in win vs. Missouri, making 6 of 7 from the field, 3 of 3 on 3-pointers, and 8-10 free throws
- Had a team-best 17 points in win vs. top-10 UNC, with 12 of his points coming in the second half
- Scored 20 points while handing out seven assists and grabbing four boards against Stonehill
- Went for 18 points, including 4 of 5 from deep, to go along with three assists, two steals and two boards against Kansas
- Ranked as high as No. 13 by 247Sports in the 2023 recruiting class
- Averaged 14.7 points and 4.9 assists per game during his senior season with Overtime Elite
- 2021 FIBA Americas U16 Championship MVP, averaging 15.7 points and 6.2 assists in more than 20 minutes per game

Game-By-Game Statistics																
Opponent	Date	GS	Min	FG-A	Pct.	3FG-A	Pct.	FT-A	Pct.	Off-Def-Tot	PF	Ast	TO	Blk	Stl	Pts
NEW MEXICO ST.	11/6		19	6-11	.545	2-6	.333	3-3	1.000	0-5-5	2	3	0	0	2	17
A&M-COMMERCE	11/10	*	30	4-13	.308	1-6	.167	3-4	.750	1-4-5	2	4	1	0	1	12
vs. Kansas	11/14		16	6-12	.500	4-5	.800	2-2	1.000	0-2-2	5	3	2	0	2	18
STONEHILL	11/17		24	7-10	.700	3-6	.500	3-4	.750	0-4-4	0	7	3	0	2	20
ST. JOSEPH'S	11/20		26	5-10	.500	2-3	.667	1-2	.500	0-5-5	1	6	1	0	1	13
MARSHALL	11/24		25	7-8	.875	2-2	1.000	0-1	.000	1-4-5	2	8	2	0	1	16
MIAMI	11/28		22	5-12	.417	2-2	1.000	0-0	.000	0-5-5	4	9	0	0	2	12
UNC WILMINGTON	12/2		24	1-9	.111	0-2	.000	0-0	.000	1-3-4	4	3	4	0	1	2
vs. Penn	12/9		22	6-14	.429	3-5	.600	2-3	.667	0-3-3	0	1	3	0	2	17
vs. North Carolina	12/16		25	6-16	.375	1-6	.167	4-6	.667	0-3-3	4	1	1	0	1	17
at Louisville	12/21		21	5-9	.556	0-2	.000	2-3	.667	1-1-2	2	2	1	1	1	12
ILLINOIS STATE	12/29		22	5-10	.500	1-2	.500	5-5	1.000	0-3-3	4	7	1	0	3	16
at Florida	1/6		18	2-7	.286	0-4	.000	2-2	1.000	0-1-1	1	1	4	0	0	6
MISSOURI	1/9		19	6-7	.857	3-3	1.000	8-10	.800	0-2-2	4	2	3	0	2	23
at Texas A&M	1/13		24	6-15	.400	3-10	.300	0-0	.000	0-0-0	3	4	2	0	1	15
MISSISSIPPI ST.	1/17		27	5-12	.417	1-5	.200	5-7	.714	0-4-4	1	4	2	0	0	16
GEORGIA	1/20		17	1-6	.167	0-3	.000	0-0	.000	0-1-1	4	2	3	0	1	2
at South Carolina	1/23		26	7-14	.500	1-4	.250	1-1	1.000	0-2-2	2	2	1	0	1	16
at Arkansas	1/27		DNP - Illness													
FLORIDA	1/31		39	8-17	.471	3-8	.375	1-2	.500	0-4-4	2	4	2	1	0	20
TENNESSEE	2/3		27	14-20	.700	6-8	.750	1-3	.333	0-1-1	5	4	1	0	2	35
at Vanderbilt	2/6		30	7-12	.583	4-5	.800	2-2	1.000	0-3-3	2	9	1	0	0	20
GONZAGA	2/10		18	2-6	.333	2-3	.667	0-0	.000	0-2-2	0	3	1	0	1	6
OLE MISS	2/13		20	4-7	.571	2-3	.667	0-0	.000	0-4-4	3	4	3	0	0	10
at Auburn	2/17		18	4-9	.444	1-2	.500	2-5	.400	0-2-2	4	3	4	0	1	11
at LSU	2/21		22	8-16	.500	2-5	.400	5-5	1.000	0-1-1	2	0	2	0	1	23
ALABAMA	2/24		25	5-9	.556	3-5	.600	3-4	.750	1-1-2	4	4	1	0	1	16
at Mississippi St.	2/27		16	2-7	.286	1-4	.250	4-4	1.000	1-1-2	3	2	3	0	1	9

Career Statistics																
Year	GP-GS	Min-Avg	FG-FGA	Pct	3FG-FGA	Pct	FT-FTA	Pct	Off-Def-Tot-Avg	PF-FO	Ast	TO	Blk	Stl	Pts	Avg
2023-24	27-1	622-23.0	144-298	.483	53-119	.445	59-78	.756	6-71-77-2.9	70-2	101	52	2	31	400	14.8
Career	27-1	622-23.0	144-298	.483	53-119	.445	59-78	.756	6-71-77-2.9	70-2	101	52	2	31	400	14.8



2023-24 Season/Career Highs		
Points		
Season	28, ALABAMA (2/25/24)	
Career	28, ALABAMA (2/25/24)	
Rebounds		
Season	7, 2x, last at Louisville (12/21/23)	
Career	7, 2x, last at Louisville (12/21/23)	
Field Goals		
Season	10, ALABAMA (2/25/24)	
Career	10, ALABAMA (2/25/24)	
Field Goals Attempted		
Season	14, UNC WILMINGTON (12/2/23)	
Career	14, UNC WILMINGTON (12/2/23)	
3-Point Field Goals		
Season	4, ALABAMA (2/25/24)	
Career	4, ALABAMA (2/25/24)	
3-Point Field Goals Attempted		
Season	5, 2x, last UNCW (12/2/23)	
Career	5, 2x, last UNCW (12/2/23)	
Free Throws		
Season	6, at Vanderbilt (2/6/24)	
Career	6, at Vanderbilt (2/6/24)	
Free Throws Attempted		
Season	6, at Vanderbilt (2/6/24)	
Career	6, at Vanderbilt (2/6/24)	
Assists		
Season	3, at Vanderbilt (2/6/24)	
Career	3, at Vanderbilt (2/6/24)	
Steals		
Season	2, 9x, last ALABAMA (2/25/24)	
Career	2, 9x, last ALABAMA (2/25/24)	
Blocked Shots		
Season	1, 6x, last at Texas A&M (1/13/24)	
Career	1, 6x, last at Texas A&M (1/13/24)	
Minutes Played		
Season	33, A&M-COMMERCE (11/10/23)	
Career	33, A&M-COMMERCE (11/10/23)	
MISCELLANEOUS		
	2023-24	CAREER*
Dunks	17	17
Double-Figure Scoring Games	10	10
Double-Figure Rebounding Games	0	0
Games With Double-Double	0	0
Games Led UK in Scoring	1	1
Games Led UK in Rebounding	3	3
Games Led UK in Assists	0	0
Games Led UK in Steals	3	3
Games Led UK in Blocks	1	1
Games With 3+ Assists	1	1
Games With 3+ Blocks	0	0
Games With 3+ Steals	0	0
Games With 3+ Three-Pointers	3	3

- Monster performance vs. No. 13 Alabama, scoring a career-high 28 points on 10-of-10 shooting. Third UK player all-time to go perfect from the field on at least 10 attempts and first since 1993. Also hit a career-high four 3s en route to winning SEC Freshman of the Week honors
- Pitched in 12 points vs. Ole Miss, his second game scoring in double figures in SEC play. He also generated a pair of steals for the third straight game
- Played 29 minutes, scoring eight points and grabbing a team-high-tying five rebounds vs. Gonzaga
- Breakout game at Vanderbilt, scoring a career-high 17 points to go along with a career-best three assists. First SEC contest scoring in double-figures
- Had 13 points at Louisville with a season-high seven rebounds and two steals
- Had 16 points and seven rebounds vs. A&M-Commerce and hit two 3s with 12 points against St. Joe's
- Posted 12 points, five boards and a pair of steals in his collegiate debut against New Mexico State
- Ranked as high as No. 3 overall in the recruiting rankings
- Averaged 17.9 points and 7.5 rebounds per game for nationally ranked Imhotep en route to a state title as a senior
- Mother, Ebony Twiggs, played college basketball at Cheyney University and had a pro career in Portugal. She was also named the MVP of the Philadelphia Public League championship game 23 years before her son was tabbed the MVP of the boy's event

Game-By-Game Statistics																
Opponent	Date	GS	Min	FG-A	Pct.	3FG-A	Pct.	FT-A	Pct.	Off-Def-Tot	PF	Ast	TO	Blk	Stl	Pts
NEW MEXICO ST.	11/6	*	28	5-11	.455	2-5	.400	0-0	.000	1-4-5	3	1	3	0	2	12
A&M-COMMERCE	11/10	*	33	6-10	.600	0-3	.000	4-4	1.000	3-4-7	1	1	0	0	0	16
vs. Kansas	11/14	*	29	0-6	.000	0-3	.000	1-2	.600	1-3-4	2	2	2	1	0	1
STONEHILL	11/17	*	23	4-8	.500	0-3	.000	1-2	.500	1-4-5	1	1	2	1	0	9
ST. JOSEPH'S	11/20	*	28	4-6	.667	2-3	.667	2-2	1.000	1-2-3	1	1	0	1	1	12
MARSHALL	11/24	*	21	3-6	.500	3-4	.750	1-2	.500	0-2-2	2	0	0	1	1	10
MIAMI	11/28	*	28	5-7	.714	0-1	.000	1-3	.333	2-1-3	3	0	0	0	2	11
UNC WILMINGTON	12/2	*	32	4-14	.286	0-5	.000	3-4	.750	4-2-6	3	2	2	1	2	11
vs. Penn	12/9	*	14	3-5	.600	0-0	.000	0-0	.000	1-2-3	4	0	0	0	0	6
vs. North Carolina	12/16	*	12	3-9	.333	0-1	.000	2-2	1.000	4-2-6	0	1	1	0	0	8
at Louisville	12/21	*	24	6-10	.600	1-3	.333	0-0	.000	3-4-7	4	1	2	0	2	13
ILLINOIS STATE	12/29	*	21	4-8	.500	1-4	.250	0-0	.000	1-3-4	2	2	1	0	2	9
at Florida	1/6	*	18	3-6	.500	0-0	.000	0-0	.000	0-2-2	3	0	0	0	1	6
MISSOURI	1/9	*	20	2-7	.286	0-3	.000	0-1	.000	1-1-2	3	0	1	0	1	4
MISSISSIPPI ST.	1/17	*	16	1-3	.333	0-1	.000	0-0	.000	1-1-2	0	2	2	0	0	2
GEORGIA	1/21	*	13	2-6	.333	2-4	.500	0-0	.000	0-3-3	5	0	0	0	0	6
at South Carolina	1/23	*	23	0-1	.000	0-0	.000	2-2	1.000	0-2-2	2	0	1	0	0	2
at Arkansas	1/27		9	0-1	.000	0-0	.000	0-0	.000	0-1-1	1	1	1	0	0	0
FLORIDA	1/31			DNP - Injury (leg)												
TENNESSEE	2/3	*	18	3-8	.375	1-4	.250	0-0	.000	0-4-4	4	0	0	0	0	7
at Vanderbilt	2/6	*	20	5-10	.500	1-3	.333	6-6	1.000	0-0-0	3	3	1	0	2	17
GONZAGA	2/10	*	29	3-8	.375	1-3	.333	1-2	.500	1-4-5	1	0	0	0	2	8
OLE MISS	2/13	*	24	4-7	.571	0-1	.000	4-5	.800	1-1-2	2	1	2	0	2	12
at Auburn	2/17	*	18	2-3	.667	0-1	.000	0-0	.000	2-1-3	5	0	1	0	0	4
at LSU	2/21	*	19	3-4	.750	3-4	.750	0-0	.000	0-0-0	2	1	1	0	0	9
ALABAMA	2/24	*	29	10-10	1.000	4-4	1.000	4-5	.800	3-2-5	0	2	0	0	2	28
at Mississippi St.	2/27	*	18	1-3	.333	0-1	.000	0-0	.000	1-3-4	3	0	1	0	1	2

Career Statistics																
Year	GP-GS	Min-Avg	FG-FGA	Pct	3FG-FGA	Pct	FT-FTA	Pct	Off-Def-Tot-Avg	PF-FO	Ast	TO	Blk	Stl	Pts	Avg
2023-24	27-26	589-21.8	89-183	.486	23-66	.348	32-42	.762	34-60-94-3.5	60-2	23	24	6	24	233	8.6
Career	27-26	589-21.8	89-183	.486	23-66	.348	32-42	.762	34-60-94-3.5	60-2	23	24	6	24	233	8.6





2023-24 Season/Career Highs		
<b>Points</b>		
Season	17, vs. Penn (12/9/23)	
Career	17, vs. Penn (12/9/23)	
<b>Rebounds</b>		
Season	11, vs. Penn (12/9/23)	
Career	11, vs. Penn (12/9/23)	
<b>Field Goals</b>		
Season	7, vs. Penn (12/9/23)	
Career	7, vs. Penn (12/9/23)	
<b>Field Goals Attempted</b>		
Season	12, vs. Penn (12/9/23)	
Career	12, vs. Penn (12/9/23)	
<b>3-Point Field Goals</b>		
Season	1, 3x, last at Florida (1/6/24)	
Career	1, 3x, last at Florida (1/6/24)	
<b>3-Point Field Goals Attempted</b>		
Season	2, 3x, last MISS. ST. (1/18/24)	
Career	2, 3x, last MISS. ST. (1/18/24)	
<b>Free Throws</b>		
Season	4, at Vanderbilt (2/6/24)	
Career	4, at Vanderbilt (2/6/24)	
<b>Free Throws Attempted</b>		
Season	6, at Florida (1/6/24)	
Career	6, at Florida (1/6/24)	
<b>Assists</b>		
Season	2, at Texas A&M (1/13/24)	
Career	2, at Texas A&M (1/13/24)	
<b>Steals</b>		
Season	2, 3x, last MISS. ST. (1/18/24)	
Career	2, 3x, last MISS ST. (1/18/24)	
<b>Blocked Shots</b>		
Season	3, vs. Penn (12/9/23)	
Career	3, vs. Penn (12/9/23)	
<b>Minutes Played</b>		
Season	30, MISSOURI (1/9/24)	
Career	30, MISSOURI (1/9/24)	
<b>MISCELLANEOUS</b>		
Dunks	2023-24: 17	CAREER*: 17
Double-Figure Scoring Games	6	6
Double-Figure Rebounding Games	1	1
Games With Double-Double	1	1
Games Led UK in Scoring	1	1
Games Led UK in Rebounding	5	5
Games Led UK in Assists	0	0
Games Led UK in Steals	3	3
Games Led UK in Blocks	3	3
Games With 3+ Assists	0	0
Games With 3+ Blocks	1	1
Games With 3+ Steals	0	0
Games With 3+ Three-Pointers	0	0

- Tallied 12 points at Vanderbilt, his most in an SEC game, while adding seven rebounds in 19 minutes of action
- Scored 11 points in win over Mississippi State
- Had two steals at Florida and finished the game strong with a big block late in the game followed by a 3-pointer on the ensuing possession to give UK the lead for good with 1:27 to play; named SEC Freshman of the Week for that performance
- Made his first career start and scored 12 points vs. UNC, including hitting the game-clinching free throws. He also snared an offensive board and had a putback layup to help UK retake the lead with under five minutes to play
- Incredible effort in his second collegiate game vs. Penn, scoring a team-high-tying 17 points with 11 rebounds, hitting a 3 with three blocks in 29 minutes
- Saw his first game action of the season vs. UNCW, playing 13 minutes and recording a dunk, two rebounds and a block
- Missed the first seven games with a foot injury
- Ranked as high as No. 2 overall by both Rivals and 247Sports in the 2023 class
- McDonald's All American and Jordan Brand Classic representative
- NJ.com First-Team All-State as a senior
- Logged 12.1 points and 9.4 rebounds per game as a senior

Game-By-Game Statistics

Opponent	Date	GS	Min	FG-A	Pct.	3FG-A	Pct.	FT-A	Pct.	Off-Def-Tot	PF	Ast	TO	Blk	Stl	Pts
NEW MEXICO ST.	11/6			DNP - Injury (foot)												
A&M-COMMERCE	11/10			DNP - Injury (foot)												
vs. Kansas	11/14			DNP - Injury (foot)												
STONEHILL	11/17			DNP - Injury (foot)												
ST. JOSEPH'S	11/20			DNP - Injury (foot)												
MARSHALL	11/24			DNP - Injury (foot)												
MIAMI	11/28			DNP - Injury (foot)												
UNC WILMINGTON	12/2		13	1-1	1.000	0-0	.000	1-2	.500	0-2-2	0	0	0	1	0	3
vs. Penn	12/9		29	7-12	.583	1-2	.500	2-4	.500	5-6-11	3	0	0	3	1	17
vs. North Carolina	12/16	*	21	4-6	.667	1-1	1.000	3-5	.600	3-0-3	4	0	2	0	2	12
at Louisville	12/21	*	21	1-2	.500	0-0	.000	0-0	.000	3-1-4	4	0	1	1	0	2
ILLINOIS STATE	12/29	*	15	1-4	.250	0-0	.000	0-0	.000	1-0-1	3	0	0	1	0	2
at Florida	1/6	*	25	3-7	.429	1-2	.500	3-6	.500	2-5-7	1	0	0	1	2	10
MISSOURI	1/9	*	30	5-9	.556	0-1	.000	0-0	.500	0-6-6	3	1	1	0	0	10
at Texas A&M	1/13	*	6	0-1	.000	0-1	.000	0-0	.000	1-0-1	4	2	0	0	0	0
MISSISSIPPI ST.	1/17	*	25	5-8	.625	0-2	.000	1-2	.500	2-4-6	3	0	1	2	2	11
GEORGIA	1/20	*	21	2-3	.667	0-0	.000	2-2	1.000	0-3-3	1	0	1	0	1	6
at South Carolina	1/23	*	22	2-3	.667	0-1	.000	0-0	.000	3-5-8	3	0	0	1	0	4
at Arkansas	1/27	*	12	0-1	.000	0-0	.000	0-0	.000	1-2-3	3	1	0	0	0	0
FLORIDA	1/31		9	1-2	.500	0-0	.000	0-0	.000	0-0-0	1	0	0	1	0	2
TENNESSEE	2/3		16	1-2	.500	0-0	.000	0-2	.000	3-3-6	3	0	0	0	0	2
at Vanderbilt	2/6		19	4-7	.571	0-1	.000	4-4	1.000	3-4-7	1	0	0	0	0	12
GONZAGA	2/10		11	1-2	.500	0-1	.000	1-2	.500	2-0-2	4	0	0	0	0	3
OLE MISS	2/13		13	2-2	1.000	0-0	.000	0-1	.000	1-1-2	0	0	0	2	0	4
at Auburn	2/17		3	0-0	.000	0-0	.000	0-0	.000	0-0-0	0	0	0	1	0	0
at LSU	2/21		8	0-2	.000	0-1	.000	0-0	.000	0-1-1	1	1	0	0	0	0
ALABAMA	2/24		5	1-1	1.000	0-0	.000	0-0	.000	1-0-1	1	1	2	1	0	2
at Mississippi St.	2/27		7	2-2	1.000	0-0	.000	0-2	.000	0-1-1	2	0	0	2	0	4

Career Statistics

Year	GP-GS	Min-Avg	FG-FGA	Pct	3FG-FGA	Pct	FT-FTA	Pct	Off-Def-Tot-Avg	PF-FO	Ast	TO	Blk	Stl	Pts	Avg
2023-24	21-10	329-15.7	43-77	.558	3-13	.231	17-32	.531	31-44-75-3.6	45-0	6	8	17	8	106	5.0
Career	21-10	329-15.7	43-77	.558	3-13	.231	17-32	.531	31-44-75-3.6	45-0	6	8	17	8	106	5.0



2023-24 SEASON/CAREER HIGHS		
Points		
Season	16, vs. Kansas (11/14/23)	
Career	16, vs. Kansas (11/14/23)	
Rebounds		
Season	13, vs. Kansas (11/14/23)	
Career	13, vs. Kansas (11/14/23)	
Field Goals		
Season	6, GONZAGA (2/10/24)	
Career	6, GONZAGA (2/10/24)	
Field Goals Attempted		
Season	11, GONZAGA (2/10/24)	
Career	11, GONZAGA (2/10/24)	
3-Point Field Goals		
Season	1, 7x, last at Miss St. (2/27/24)	
Career	1, 10x, last at Miss St. (2/27/24)	
3-Point Field Goals Attempted		
Season	4, at Mississippi St. (2/27/24)	
Career	4, at Mississippi St. (2/27/24)	
Free Throws		
Season	7, TENNESSEE (2/3/24)	
Career	7, TENNESSEE (2/3/24)	
Free Throws Attempted		
Season	8, TENNESSEE (2/3/24)	
Career	8, TENNESSEE (2/3/24)	
Assists		
Season	3, 2x, last TENNESSEE (2/3/24)	
Career	3, 2x, last TENNESSEE (2/3/24)	
Steals		
Season	3, ST. JOE'S (11/20/23)	
Career	3, ST. JOE'S (11/20/23)	
Blocked Shots		
Season	4, 2x, last at LSU (2/21/24)	
Career	4, 2x, last at LSU (2/21/24)	
Minutes Played		
Season	33, at Auburn (2/17/24)	
Career	33, at Auburn (2/17/24)	
MISCELLANEOUS		
	2023-24	CAREER*
Dunks	19	21
Double-Figure Scoring Games	5	5
Double-Figure Rebounding Games	1	1
Games With Double-Double	1	1
Games Led UK in Scoring	0	0
Games Led UK in Rebounding	7	7
Games Led UK in Assists	1	1
Games Led UK in Steals	1	5
Games Led UK in Blocks	5	8
Games With 3+ Assists	2	2
Games With 3+ Blocks	3	3
Games With 3+ Steals	1	1
Games With 3+ Three-Pointers	0	0

- Finished in double figures for the fourth time in six games with 11 points at Mississippi State
- Registered 12 points, two assists a block and a steal vs. No. 13 Alabama
- Tied career-high with four blocks at LSU, adding nine boards, eight points, two assists and two steals
- Played a career-high 33 minutes in road win at Auburn, scoring 14 points and grabbing eight rebounds
- Scored 15 points, snarled five boards and had three blocks, while playing a career-high 32 minutes vs. Gonzaga
- Posted first career double-double with a career highs in points (16) and rebounds (13) in a career-high 31 minutes against No. 1 Kansas
- In his first collegiate start, generated five points and a career-high seven boards vs. New Mexico State
- Averaged 7.5 points, 5.8 rebounds and 1.3 blocks per game during the summer's GLOBL JAM
- Notched averages of 2.3 points and 1.9 rebounds per game in 20 appearances as a freshman last year
- Had season highs of seven points and five rebounds in 24 minutes in a critical road victory at Arkansas
- Averaged 23.3 points, 10.3 rebounds, 5.9 assists, 3.9 steals and 2.3 blocks per game and directed Quaker Valley to a 27-1 record and a 14-0 mark in league play as a senior in high school
- Finished his high school career with 1,624 career points which ranked as the third most in team history
- Father, Almamy, played for John Calipari at Memphis

Game-By-Game Statistics

Opponent	Date	GS	Min	FG-A	Pct.	3FG-A	Pct.	FT-A	Pct.	Off-Def-Tot	PF	Ast	TO	Blk	Stl	Pts
NEW MEXICO ST.	11/6	*	20	1-3	.333	0-1	.000	3-5	.600	1-6-7	2	0	1	1	0	5
A&M-COMMERCE	11/10		DNP - Injury (concussion protocol)													
vs. Kansas	11/14	*	31	5-10	.500	1-3	.333	5-6	.833	6-7-13	2	1	1	0	0	16
STONEHILL	11/17	*	27	2-4	.500	0-0	.000	2-2	1.000	1-4-5	0	0	0	1	0	6
ST. JOSEPH'S	11/20	*	31	3-6	.500	0-1	.000	1-4	.250	0-5-5	2	0	0	0	3	7
MARSHALL	11/24	*	23	3-6	.500	0-1	.000	0-0	.000	3-4-7	3	2	2	2	2	6
MIAMI	11/28	*	28	4-5	.800	0-0	.000	1-1	1.000	1-5-6	3	3	2	1	0	9
UNC WILMINGTON	12/2	*	25	2-4	.500	0-0	.000	3-3	1.000	1-5-6	3	0	0	1	0	7
vs. Penn	12/9	*	15	3-5	.600	0-0	.000	0-0	.000	2-0-2	1	0	1	0	2	6
vs. North Carolina	12/16		17	2-4	.500	1-2	.000	2-2	1.000	0-1-1	3	2	1	4	0	7
at Louisville	12/21		13	2-4	.500	1-2	.500	2-2	1.000	1-3-4	1	0	1	1	0	7
ILLINOIS STATE	12/29		DNP - Injury (general soreness)													
at Florida	1/6		DNP - Injury (general soreness)													
MISSOURI	1/9		DNP - Injury (general soreness)													
at Texas A&M	1/13		DNP - Injury (general soreness)													
MISSISSIPPI ST.	1/17		DNP - Injury (general soreness)													
GEORGIA	1/20		DNP - Injury (general soreness)													
at South Carolina	1/23		DNP - Injury (general soreness)													
at Arkansas	1/27	*	12	0-5	.000	0-0	.000	1-2	.500	3-3-6	3	0	0	1	0	1
FLORIDA	1/31	*	15	3-4	.750	1-1	1.000	0-1	.000	1-1-2	2	1	0	1	1	7
TENNESSEE	2/3		23	1-3	.333	0-1	.000	7-8	.875	2-4-6	3	3	0	0	0	9
at Vandebilt	2/6	*	18	2-5	.400	0-0	.000	0-0	.000	1-3-4	1	2	0	0	1	4
GONZAGA	2/10	*	32	6-11	.545	1-2	.500	2-2	1.000	4-1-5	2	2	1	3	1	15
OLE MISS	2/13		21	1-4	.250	0-0	.000	2-2	1.000	0-5-5	2	1	0	0	1	4
at Auburn	2/17	*	33	4-8	.500	0-0	.000	6-6	1.000	0-8-8	3	1	2	0	0	14
at LSU	2/21	*	30	4-9	.444	0-2	.000	0-0	.000	2-7-9	1	2	2	4	2	8
ALABAMA	2/24	*	16	5-7	.714	1-1	1.000	1-1	1.000	0-1-1	5	2	0	1	1	12
at Mississippi St.	2/27	*	26	5-9	.556	1-4	.250	0-0	.000	2-1-3	2	0	1	0	2	11

Career Statistics

Year	GP-GS	Min-Avg	FG-FGA	Pct	3FG-FGA	Pct	FT-FTA	Pct	Off-Def-Tot-Avg	PF-FO	Ast	TO	Blk	Stl	Pts	Avg
2022-23	20-0	190-9.5	10-29	.345	3-9	.333	23-33	.697	16-21-37-1.9	26-0	8	13	6	9	46	2.3
2023-24	20-16	457-22.9	58-116	.500	7-21	.333	38-47	.809	31-74-105-5.3	44-1	22	13	21	16	161	8.1
Career	40-16	647-16.2	68-145	.469	10-30	.333	61-80	.763	47-95-142-3.6	70-1	30	26	27	25	207	5.2

# 4 TRE MITCHELL

Gr. | Forward | 6-9 | 231 | Pittsburgh | West Virginia University



## 2023-24 SEASON/CAREER HIGHS\*

<b>Points</b>		
Season	23, GEORGIA (1/20/24)	
Career	37, at La Salle (12/15/20)	
<b>Rebounds</b>		
Season	14, MISSOURI (1/9/24)	
Career	19, at Fordham (2/22/20)	
<b>Field Goals</b>		
Season	8, 3x, last GEORGIA (1/20/24)	
Career	13, 3x, last at La Salle (12/15/20)	
<b>Field Goals Attempted</b>		
Season	15, 2x, last MARSHALL (11/24/23)	
Career	22, DAYTON (2/15/20)	
<b>3-Point Field Goals</b>		
Season	4, 2x, last at Louisville (12/21/23)	
Career	6, vs. Rhode Island (3/7/20)	
<b>3-Point Field Goals Attempted</b>		
Season	10, ST. JOE'S (11/20/23)	
Career	10, ST. JOE'S (11/20/23)	
<b>Free Throws</b>		
Season	6, 3x, last GEORGIA (1/20/24)	
Career	10, GEORGE MASON (12/30/20)	
<b>Free Throws Attempted</b>		
Season	8, UNCW (12/2/23)	
Career	14, at La Salle (12/16/20)	
<b>Assists</b>		
Season	7, MIAMI (11/28/23)	
Career	7, MIAMI (11/28/23)	
<b>Steals</b>		
Season	3, A&M-COMMERCE (11/10/23)	
Career	4, vs. Texas Tech (3/8/23)	
<b>Blocked Shots</b>		
Season	4, ST. JOE'S (11/20/23)	
Career	4, ST. JOE'S (11/20/23)	
<b>Minutes Played</b>		
Season	44, at Texas A&M (1/13/24)	
Career	44, at Texas A&M (1/13/24)	
<b>MISCELLANEOUS 2023-24 CAREER</b>		
Dunks	4	38
Double-Figure Scoring Games	13	84
Double-Figure Rebounding Games	6	17
Games With Double-Double	4	15
Games Led Team in Scoring	2	36
Games Led Team in Rebounding	10	48
Games Led Team in Assists	3	16
Games Led Team in Steals	3	25
Games Led Team in Blocks	7	53
Games With 3+ Assists	14	37
Games With 3+ Blocks	2	8
Games With 3+ Steals	1	6
Games With 3+ Three-Pointers	3	12
<i>*includes WVU/UT/UMass statistics</i>		

- After missing two games with a back injury, he returned vs. Ole Miss but exited in second half with a left shoulder injury and missed the Auburn, LSU, Alabama and Mississippi State games
- Up to 68 assists this season, the most of his collegiate career
- Had fourth double-double of season in win at Arkansas
- Season-high 23 points in win vs. Georgia
- Scored 20 points and 14 rebounds vs. Missouri, UK's first 20-10 game of the season
- UK is 10-1 this season when he scores at least 12 points
- Incredible game vs. UofL with 18 points and team-best 12 rebounds for his first double-double at Kentucky, hitting four 3s in the effort
- Scored 14 points with a career-best seven assists vs. Miami
- Led UK in scoring against St. Joe's with 22 points, hitting a season-best four 3-pointers, including two in overtime to help UK seal the victory
- Notched 18 points, eight rebounds and a team-high three steals in the win over A&M-Commerce
- Graduate student who has amassed more than 1,300 career points and more than 550 career rebounds
- A-10 First-Team player as a sophomore where he averaged a team-best 18.8 points and 7.2 rebounds at UMass
- Was the A-10 Rookie of the Year as a freshman with the Minutemen averaging 17.7 points and 7.2 rebounds per game

## Game-By-Game Statistics

Opponent	Date	GS	Min	FG-A	Pct.	3FG-A	Pct.	FT-A	Pct.	Off-Def-Tot	PF	Ast	TO	Blk	Stl	Pts
NEW MEXICO ST.	11/6	*	35	3-8	.375	0-3	.000	3-4	.750	3-6-9	1	5	0	0	1	9
A&M-COMMERCE	11/10	*	32	8-11	.727	1-2	.500	1-1	1.000	2-6-8	0	1	0	1	3	18
vs. Kansas	11/14	*	39	2-4	.500	1-1	1.000	3-7	.429	2-4-6	4	3	0	2	2	8
STONEHILL	11/17	*	31	7-9	.778	1-1	1.000	0-0	.000	1-3-4	2	4	2	0	2	15
ST. JOSEPH'S	11/20	*	41	7-15	.467	4-10	.400	4-6	.667	3-3-6	2	4	0	4	1	22
MARSHALL	11/24	*	28	8-15	.533	1-4	.250	1-1	1.000	1-3-4	3	4	1	1	1	18
MIAMI	11/28	*	33	5-8	.625	1-4	.250	3-4	.750	1-4-5	4	7	3	2	1	14
UNC WILMINGTON	12/2	*	36	2-5	.400	1-2	.500	6-8	.750	0-6-6	4	3	2	1	0	11
vs. Penn	12/9	*	36	2-7	.286	0-2	.000	0-0	.000	0-9-9	2	4	3	1	0	4
vs. North Carolina	12/16	*	32	3-5	.600	1-3	.333	1-2	.500	2-3-5	2	2	2	0	0	8
at Louisville	12/21	*	30	7-13	.538	4-7	.571	0-0	.000	2-10-12	3	1	2	3	2	18
ILLINOIS STATE	12/29	*	29	2-4	.500	1-3	.333	3-4	.750	1-10-11	2	4	0	1	0	8
at Florida	1/6	*	35	5-12	.417	0-2	.000	2-3	.667	1-9-10	3	0	1	0	2	12
MISSOURI	1/9	*	40	6-11	.545	2-6	.333	6-6	1.000	2-12-14	2	3	2	2	0	20
at Texas A&M	1/13	*	44	3-13	.231	1-6	.167	1-2	.500	8-5-13	2	6	3	1	0	8
MISSISSIPPI ST.	1/17	*	28	5-5	1.000	1-1	1.000	4-4	1.000	1-2-3	2	3	1	1	0	15
GEORGIA	1/20	*	28	8-10	.800	1-2	.500	6-7	.857	1-4-5	3	4	1	1	0	23
at South Carolina	1/23	*	34	5-8	.625	1-1	1.000	2-2	1.000	2-3-5	3	2	2	2	0	13
at Arkansas	1/27	*	33	3-10	.300	3-6	.500	1-2	.500	1-10-11	3	2	1	1	2	10
FLORIDA	1/31	*	38	2-10	.200	0-5	.000	1-2	.500	2-7-9	3	3	1	1	1	5
TENNESSEE	2/3	*	24	0-3	.000	0-2	.000	0-1	.000	2-3-5	1	1	1	0	0	0
at Vanderbilt	2/6			DNP - Injury (back)												
GONZAGA	2/10			DNP - Injury (back)												
OLE MISS	2/13	*	21	2-5	.400	0-2	.000	1-1	1.000	1-5-6	3	2	2	0	0	5
at Auburn	2/17			DNP - Injury (shoulder)												
at LSU	2/21			DNP - Injury (shoulder)												
ALABAMA	2/24			DNP - Injury (shoulder)												
at Mississippi St.	2/27			DNP - Injury (shoulder)												

## Career Statistics

Year	GP-GS	Min-Avg	FG-FGA	Pct	3FG-FGA	Pct	FT-FTA	Pct	Off-Def-Tot-Avg	PF-FO	Ast	TO	Blk	Stl	Pts	Avg
2019-20	31-31	955-30.8	206-428	.481	37-112	.330	99-136	.728	45-177-222-7.2	93-3	58	101	32	31	548	17.7
2020-21	13-12	419-32.2	83-160	.519	15-40	.375	63-82	.768	18-75-93-7.2	35-0	29	28	20	16	244	18.8
2021-22	24-17	447-18.6	77-161	.478	15-46	.326	40-50	.800	30-65-95-4.0	41-0	32	35	16	17	209	8.7
2022-23	34-32	1019-30.0	143-304	.470	36-99	.364	75-95	.789	45-142-187-5.5	91-2	61	73	21	28	397	11.7
2023-24	22-22	728-33.1	95-191	.497	25-75	.333	49-67	.731	39-127-166-7.5	54-0	68	30	25	18	264	12.0
<b>TOTAL</b>	<b>124-114</b>	<b>3573-28.8</b>	<b>604-1244</b>	<b>.486</b>	<b>128-372</b>	<b>.344</b>	<b>326-430</b>	<b>.758</b>	<b>177-586-763-6.2</b>	<b>314-5</b>	<b>248</b>	<b>267</b>	<b>114</b>	<b>110</b>	<b>1662</b>	<b>13.4</b>



12

ANTONIO REEVES

Sr. | Guard | 6-6 | 195 | Chicago | Illinois State University



2023-24 Season/Career Highs*		
Points		
Season	30, at Louisville (12/21/23)	
Career	37, at Arkansas (3/4/23)	
Rebounds		
Season	8, vs. Kansas (11/14/23)	
Career	10, UTSA (12/21/21)	
Field Goals		
Season	10, 2x, last ILLINOIS ST. (12/29/23)	
Career	13, VALPARAISO (2/9/22)	
Field Goals Attempted		
Season	25, vs. Kansas (11/14/23)	
Career	25, vs. Kansas (11/14/23)	
3-Point Field Goals		
Season	6, at Vanderbilt (2/6/24)	
Career	6, 4x, last at Vanderbilt (2/6/24)	
3-Point Field Goals Attempted		
Season	17, vs. Kansas (11/14/23)	
Career	17, vs. Kansas (11/14/23)	
Free Throws		
Season	9, MISSISSIPPI ST. (1/17/24)	
Career	11, at Arkansas (3/4/23)	
Free Throws Attempted		
Season	9, 2x, last ALABAMA (2/24/24)	
Career	11, at Arkansas (3/4/23)	
Assists		
Season	5, ALABAMA (2/24/24)	
Career	5, 3x, last ALABAMA (2/24/24)	
Steals		
Season	2, 5x, last ALABAMA (2/24/24)	
Career	3, 5x, last LOYOLA CHICAGO (2/21/22)	
Blocked Shots		
Season	1, 5x, last at Vanderbilt (2/6/24)	
Career	3, 2x, last UNI (3/4/22)	
Minutes Played		
Season	38, MIAMI (11/24/23)	
Career	46, at Eastern Michigan (11/12/21)	
MISCELLANEOUS 2023-24 CAREER		
Dunks	7	25
Double-Figure		
Scoring Games	27	113
Double-Figure		
Rebounding Games	0	1
Games With		
Double-Double	0	1
Games Led Team		
in Scoring	12	59
Games Led Team		
in Rebounding	3	9
Games Led Team		
in Assists	0	8
Games Led Team		
in Steals	1	23
Games Led Team		
in Blocks	2	9
Games With		
3+ Assists	7	25
Games With		
3+ Blocks	0	1
Games With		
3+ Steals	0	5
Games With		
3+ Three-Pointers	13	49
*includes Illinois State statistics		

- USBWA Oscar Robertson/All-America Watch List
- Wooden Award Late Season Watch List, Naismith Trophy Watch List
- Jerry West Award Top 10 for the nation's best shooting guard
- Team's leading scorer at 19.9 points per game
- Scored in double figures in every game but one this season
- Scored 20 or more for the fourth consecutive game at Mississippi State, becoming the first Wildcat to post 20 in four straight since PJ Washinton in 2019
- Became the 62nd player in program history to score 1,000 points at Kentucky, crossing the mark with his 25-point showing at LSU
- Team-high 22 points in road win at No. 13 Auburn, including 13 in second half
- Second-straight 20-point effort, and 12th this season, at Vanderbilt with a game-high 24 points highlighted by six made 3-pointers
- Crossed the 2,000-point milestone in win over Georgia, scoring 21, his ninth game with at least 20 points this season
- Led team with 27 points, and a season-high nine made free throws in win over Mississippi State
- Scored 27 points against Illinois State, hitting four 3s with six rebounds
- Scored 30 points at UofL - the most by a UK player vs. UofL in the Coach Cal Era - earning MVP by the Bluegrass Sports Commission
- Scored a team-high 24 points while pulling down eight boards vs. Kansas
- Was the Co-Sixth Man of the Year in the SEC a season ago

Game-By-Game Statistics																
Opponent	Date	GS	Min	FG-A	Pct.	3FG-A	Pct.	FT-A	Pct.	Off-Def-Tot	PF	Ast	TO	Blk	Stl	Pts
NEW MEXICO ST.	11/6	*	35	4-10	.400	2-6	.333	1-2	.500	0-2-2	0	1	1	0	2	11
A&M-COMMERCE	11/10	*	29	8-14	.571	5-8	.625	0-0	.000	0-6-6	2	2	0	0	0	21
vs. Kansas	11/14	*	34	7-25	.280	3-17	.176	7-7	1.000	3-5-8	2	1	1	0	0	24
STONEHILL	11/17	*	27	6-10	.600	3-6	.500	0-0	.000	1-4-5	0	4	2	0	0	15
ST. JOSEPH'S	11/20	*	32	7-9	.778	3-3	1.000	3-4	.750	0-5-5	0	3	0	1	0	20
MARSHALL	11/24	*	30	8-13	.615	5-7	.714	2-2	1.000	2-2-4	1	1	2	0	0	23
MIAMI	11/28	*	38	7-12	.583	1-3	.333	3-4	.750	2-3-5	1	1	1	0	1	18
UNC WILMINGTON	12/2	*	27	5-9	.556	1-2	.500	3-4	.750	0-3-3	5	0	2	0	1	14
vs. Penn	12/9	*	26	7-13	.538	2-6	.333	0-1	.000	2-1-3	2	1	1	0	0	16
vs. North Carolina	12/16	*	23	2-9	.222	1-3	.333	4-4	1.000	1-3-4	1	1	1	1	1	9
at Louisville	12/21	*	30	10-16	.625	4-5	.800	6-7	.857	1-0-1	2	2	1	0	2	30
ILLINOIS STATE	12/29	*	34	10-15	.667	4-8	.500	3-3	1.000	1-5-6	1	2	0	0	0	27
at Florida	1/6	*	27	8-16	.500	2-7	.286	1-2	.500	1-1-2	2	0	2	1	0	19
MISSOURI	1/9	*	29	3-9	.333	0-5	.000	8-8	1.000	0-6-6	3	1	1	0	1	14
at Texas A&M	1/13	*	31	7-15	.467	5-10	.500	3-4	.750	0-6-6	3	1	2	1	0	22
MISSISSIPPI ST	1/17	*	30	8-12	.667	2-5	.400	9-9	1.000	0-4-4	0	3	2	0	0	27
GEORGIA	1/20	*	37	7-12	.583	2-4	.500	5-5	1.000	1-4-5	1	4	2	0	1	21
at South Carolina	1/24	*	30	6-18	.333	1-3	.333	2-2	1.000	0-4-4	2	0	1	1	0	15
at Arkansas*	1/27	*	37	9-20	.450	4-8	.500	2-3	.667	0-4-4	2	1	3	0	2	24
FLORIDA	1/31	*	37	7-15	.467	3-5	.600	2-2	1.000	0-4-4	4	3	3	0	1	19
TENNESSEE	2/3	*	35	8-18	.444	1-5	.200	4-4	1.000	1-1-2	2	3	1	0	1	21
at Vanderbilt	2/6	*	31	9-16	.563	6-9	.667	0-0	.000	1-5-6	1	2	0	1	1	24
GONZAGA	2/10	*	31	6-13	.462	1-2	.500	4-5	.800	1-0-1	1	1	0	1	1	17
OLE MISS	2/13	*	28	6-12	.500	1-5	.200	2-2	1.000	0-7-7	2	0	2	0	0	15
at Auburn	2/17	*	34	8-20	.400	3-6	.500	3-5	.600	1-4-5	4	1	0	0	0	22
at LSU	2/21	*	33	8-15	.533	3-5	.600	6-6	1.000	1-3-4	3	1	1	0	2	25
ALABAMA	2/24	*	31	7-10	.700	2-3	.667	8-9	.889	0-2-2	0	5	0	0	2	24
at Mississippi St.	2/27	*	37	8-15	.533	2-7	.286	3-3	1.000	0-2-2	3	2	0	0	1	21

Career Statistics																
Year	GP-GS	Min-Avg	FG-FGA	Pct	3FG-FGA	Pct	FT-FTA	Pct	Off-Def-Tot-Avg	PF-FO	Ast	TO	Blk	Stl	Pts	Avg
2019-20	31-3	693-22.4	81-211	.384	33-105	.314	27-41	.659	15-61-76-2.5	38-0	22	30	2	20	222	7.2
2020-21	25-24	751-30.0	110-259	.425	33-108	.306	58-76	.763	19-63-82-3.3	36-0	36	45	6	9	311	12.4
2021-22	33-33	1151-34.9	237-505	.469	76-195	.390	112-137	.818	19-98-117-3.5	59-2	60	77	15	36	662	20.1
2022-23	34-14	948-27.9	168-404	.416	80-201	.398	72-92	.783	13-59-72-2.1	70-1	37	50	6	14	488	14.4
2023-24	28-28	884-31.6	196-391	.501	72-163	.442	94-107	.879	20-96-116-4.1	50-1	47	32	7	20	558	19.9
Career	151-102	1832-29.6	792-1770	.447	294-772	.381	363-453	.801	86-377-463-3.1	253-4	202	234	36	99	2241	14.8



2023-24 Season/Career Highs		
Points		
Season	-	
Career	-	
Rebounds		
Season	-	
Career	-	
Field Goals		
Season	-	
Career	-	
Field Goals Attempted		
Season	-	
Career	-	
3-Point Field Goals		
Season	-	
Career	-	
3-Point Field Goals Attempted		
Season	-	
Career	-	
Free Throws		
Season	-	
Career	-	
Free Throws Attempted		
Season	-	
Career	-	
Assists		
Season	-	
Career	-	
Steals		
Season	-	
Career	-	
Blocked Shots		
Season	-	
Career	-	
Minutes Played		
Season	1, 4x, last at Vanderbilt (2/6/23)	
Career	1, 4x, last at Vanderbilt (2/6/23)	
Miscellaneous		
	2023-24	Career*
Dunks	0	0
Double-Figure		
Scoring Games	0	0
Double-Figure		
Rebounding Games	0	0
Games With		
Double-Double	0	0
Games Led UK		
in Scoring	0	0
Games Led UK		
in Rebounding	0	0
Games Led UK		
in Assists	0	0
Games Led UK		
in Steals	0	0
Games Led UK		
in Blocks	0	0
Games With		
3+ Assists	0	0
Games With		
3+ Blocks	0	0
Games With		
3+ Steals	0	0
Games With		
3+ Three-Pointers	0	0

- Saw first court time in SEC play at Vanderbilt
- Played in his first career game against Marshall
- Saw time in UK's double-digit win at Louisville and Illinois State
- Saw action in UK's exhibition win over Kentucky State
- Is UK's SAAC representative and also serves on the SEC Leadership Council
- Served as a captain for Sycamore as a senior and helped lead the team to the Greater Miami Conference championship
- Team amassed a 20-3 record, which was the best in school history
- Was a summa cum laude graduate and was also a National Merit Scholar Commended, a four-time All Conference Academic Team member and was a member of the National Honor Society, the Spanish National Honor Society

Game-By-Game Statistics																
Opponent	Date	GS	Min	FG-A	Pct.	3FG-A	Pct.	FT-A	Pct.	Off-Def-Tot	PF	Ast	TO	Blk	Stl	Pts
NEW MEXICO ST.	11/6			DNP - Coaches' Decision												
A&M-COMMERCE	11/10			DNP - Coaches' Decision												
vs. Kansas	11/14			DNP - Coaches' Decision												
STONEHILL	11/17			DNP - Coaches' Decision												
ST. JOSEPH'S	11/20			DNP - Coaches' Decision												
MARSHALL	11/24	1	0-0	.000	0-0	.000	0-0	.000	0-0-0	0	0	0	0	0	0	0
MIAMI	11/28			DNP - Coaches' Decision												
UNC WILMINGTON	12/2			DNP - Coaches' Decision												
vs. Penn	12/9			DNP - Coaches' Decision												
vs. North Carolina	12/16			DNP - Coaches' Decision												
at Louisville	12/21	1	0-0	.000	0-0	.000	0-0	.000	0-0-0	0	0	0	0	0	0	0
ILLINOIS STATE	12/29	1	0-0	.000	0-0	.000	0-0	.000	0-0-0	0	0	0	0	0	0	0
at Florida	1/6			DNP - Coaches' Decision												
MISSOURI	1/9			DNP - Coaches' Decision												
at Texas A&M	1/13			DNP - Coaches' Decision												
MISSISSIPPI ST	1/17			DNP - Coaches' Decision												
GEORGIA	1/20			DNP - Coaches' Decision												
at South Carolina	1/23			DNP - Coaches' Decision												
at Arkansas	1/27			DNP - Coaches' Decision												
FLORIDA	1/31			DNP - Coaches' Decision												
TENNESSEE	2/3			DNP - Coaches' Decision												
at Vanderbilt	2/6	1	0-0	.000	0-0	.000	0-0	.000	0-0-0	0	0	0	0	0	0	0
GONZAGA	2/10			DNP - Coaches' Decision												
OLE MISS	2/13			DNP - Coaches' Decision												
at Auburn	2/17			DNP - Coaches' Decision												
at LSU	2/21			DNP - Coaches' Decision												
ALABAMA	2/24			DNP - Coaches' Decision												
at Mississippi St.	2/27			DNP - Coaches' Decision												

Career Statistics																
Year	GP-GS	Min-Avg	FG-FGA	Pct	3FG-FGA	Pct	FT-FTA	Pct	Off-Def-Tot-Avg	PF-FO	Ast	TO	Blk	Stl	Pts	Avg
2023-24	4-0	3-0.7	0-0	.000	0-0	.000	0-0	.000	0-0-0-0.0	0-0	0	0	0	0	0	0.0
Career	4-0	3-0.7	0-0	.000	0-0	.000	0-0	.000	0-0-0-0.0	0-0	0	0	0	0	0	0.0



2023-24 Season/Career Highs		
Points		
Season	-	
Career	3, S. CAROLINA ST. (11/17/22)	
Rebounds		
Season	1, 2x, last at Vanderbilt (2/6/24)	
Career	1, 4x, last at Vanderbilt (2/6/24))	
Field Goals		
Season	-	
Career	1, 4x, last S. CAROLINA ST. (11/17/22)	
Field Goals Attempted		
Season	-	
Career	2, WESTERN KENTUCKY (12/22/21)	
3-Point Field Goals		
Season	-	
Career	1, S. CAROLINA ST. (11/17/22)	
3-Point Field Goals Attempted		
Season	-	
Career	1, 3x, last N. FLORIDA (11/23/22)	
Free Throws		
Season	-	
Career	-	
Free Throws Attempted		
Season	-	
Career	-	
Assists		
Season	1, NEW MEXICO ST. (11/6/23)	
Career	1, 2x, last NEW MEXICO ST. (11/6/23)	
Steals		
Season	-	
Career	1, SOUTH CAROLINA (3/6/21)	
Blocked Shots		
Season	-	
Career	1, TENNESSEE (1/15/22)	
Minutes Played		
Season	1, 5x, last at Vanderbilt (2/6/24)	
Career	3, HIGH POINT (12/31/21)	
MISCELLANEOUS 2023-24 CAREER		
Dunks	0	0
Double-Figure		
Scoring Games	0	0
Double-Figure		
Rebounding Games	0	0
Games With		
Double-Double	0	0
Games Led UK		
in Scoring	0	0
Games Led UK		
in Rebounding	0	0
Games Led UK		
in Assists	0	0
Games Led UK		
in Steals	0	0
Games Led UK		
in Blocks	0	1
Games With		
3+ Assists	0	0
Games With		
3+ Blocks	0	0
Games With		
3+ Steals	0	0
Games With		
3+ Three-Pointers	0	0

- Snared a rebound at Vanderbilt
- Saw action vs. Marshall, Illinois State and Louisville
- Had a rebound and an assist in the win over New Mexico State
- Graduate student with veteran presence on UK's young roster. Played 39 minutes in the Blue-White game, scoring five points
- Made his first career start last season on Senior Day against Vanderbilt
- Graduated with a degree in communication and is now pursuing a graduate degree in sport, fitness and recreation management
- Inducted into UK's Frank G. Ham Society of Character which honors student-athletes who have shown an extraordinary commitment to academic excellence, athletic participation, personal development, career preparation and serving as a role model

Game-By-Game Statistics

Opponent	Date	GS	Min	FG-A	Pct.	3FG-A	Pct.	FT-A	Pct.	Off-Def-Tot	PF	Ast	TO	Blk	Stl	Pts
NEW MEXICO ST.	11/6		1	0-0	.000	0-0	.000	0-0	.000	0-1-1	0	1	0	0	0	0
A&M-COMMERCE	11/10		DNP - Coaches' Decision													
vs. Kansas	11/14		DNP - Coaches' Decision													
STONEHILL	11/17		DNP - Coaches' Decision													
ST. JOSEPH'S	11/20		DNP - Coaches' Decision													
MARSHALL	11/24	1	0-0	.000	0-0	.000	0-0	.000	0-0-0	0	0	0	0	0	0	0
MIAMI	11/28		DNP - Coaches' Decision													
UNC WILMINGTON	12/2		DNP - Coaches' Decision													
vs. Penn	12/9		DNP - Coaches' Decision													
vs. North Carolina	12/16		DNP - Coaches' Decision													
at Louisville	12/21	1	0-0	.000	0-0	.000	0-0	.000	0-0-0	0	0	0	0	0	0	0
ILLINOIS STATE	12/29	1	0-0	.000	0-0	.000	0-0	.000	0-0-0	0	0	0	0	0	0	0
at Florida	1/6		DNP - Coaches' Decision													
MISSOURI	1/9		DNP - Coaches' Decision													
at Texas A&M	1/13		DNP - Coaches' Decision													
MISSISSIPPI ST.	1/17		DNP - Coaches' Decision													
GEORGIA	1/20		DNP - Coaches' Decision													
at South Carolina	1/23		DNP - Coaches' Decision													
at Arkansas	1/27		DNP - Coaches' Decision													
FLORIDA	1/31		DNP - Coaches' Decision													
TENNESSEE	2/3		DNP - Coaches' Decision													
at Vanderbilt	2/6	1	0-0	.000	0-0	.000	0-0	.000	0-1-1	0	0	0	0	0	0	0
GONZAGA	2/10		DNP - Coaches' Decision													
OLE MISS	2/13		DNP - Coaches' Decision													
at Auburn	2/17		DNP - Coaches' Decision													
at LSU	2/21		DNP - Coaches' Decision													
ALABAMA	2/24		DNP - Coaches' Decision													
at Mississippi St.	2/27		DNP - Coaches' Decision													

Career Statistics

Year	GP-GS	Min-Avg	FG-FGA	Pct	3FG-FGA	Pct	FT-FTA	Pct	Off-Def-Tot-Avg	PF-FO	Ast	TO	Blk	Stl	Pts	Avg
2019-20	4-0	3-0.8	0-0	.000	0-0	.000	0-0	.000	0-0-0-0.0	0-0	0	1	0	0	0	0.0
2020-21	2-0	3-1.5	0-0	.000	0-0	.000	0-0	.000	0-0-0-0.0	0-0	0	2	0	1	0	0.0
2021-22	9-0	13-1.4	3-4	.750	0-1	.000	0-0	.000	1-0-1-0.1	0-0	1	0	1	0	6	0.7
2022-23	5-1	9-1.8	1-3	.333	1-3	.333	0-0	.000	0-1-1-0.2	0-0	0	0	0	0	3	0.6
2023-24	5-0	4-0.8	0-0	.000	0-0	.000	0-0	.000	0-2-2-0.4	0-0	1	0	0	0	0	0.0
TOTAL	25-1	31-1.2	4-7	.571	1-4	.250	0-0	.000	1-3-4-0.2	0-0	2	3	1	1	9	0.4



15

REED SHEPPARD

Fr. | Guard | 6-3 | 187 | London, Ky. | North Laurel HS



2023-24 Season/Career Highs		
Points		
Season	32, at Mississippi St. (2/27/24)	
Career	32, at Mississippi St. (2/27/24)	
Rebounds		
Season	9, UNCW (12/2/23)	
Career	9, UNCW (12/2/23)	
Field Goals		
Season	11, at Mississippi St. (2/27/24)	
Career	11, at Mississippi St. (2/27/24)	
Field Goals Attempted		
Season	18, FLORIDA (1/31/24)	
Career	18, FLORIDA (1/31/24)	
3-Point Field Goals		
Season	7, STONEHILL (11/17/23)	
Career	7, STONEHILL (11/17/23)	
3-Point Field Goals Attempted		
Season	9, MIAMI (11/28/23)	
Career	9, MIAMI (11/28/23)	
Free Throws		
Season	9, at Florida (1/6/24)	
Career	9, at Florida (1/6/24)	
Free Throws Attempted		
Season	11, at Florida (1/6/24)	
Career	11, at Florida (1/6/24)	
Assists		
Season	11, at Louisville (12/21/23)	
Career	11, at Louisville (12/21/23)	
Steals		
Season	5, 5x, last at LSU (2/21/24)	
Career	5, 5x, last at LSU (2/21/24)	
Blocked Shots		
Season	2, 8x, last at Mississippi St. (2/27/24)	
Career	2, 8x, last at Mississippi St. (2/27/24)	
Minutes Played		
Season	45, FLORIDA (1/31/24)	
Career	45, FLORIDA (1/31/24)	
MISCELLANEOUS		
	2023-24	CAREER*
Dunks	5	5
Double-Figure Scoring Games	18	18
Double-Figure Rebounding Games	0	0
Games With Double-Double	0	0
Games Led UK in Scoring	6	6
Games Led UK in Rebounding	5	5
Games Led UK in Assists	14	14
Games Led UK in Steals	21	21
Games Led UK in Blocks	4	4
Games With 3+ Assists	21	21
Games With 3+ Blocks	0	0
Games With 3+ Steals	13	13
Games With 3+ Three-Pointers	10	10

- Scored career-high 32 points, including the game winner with less than a second to play, in win at Mississippi State. Also led team with seven assists, five boards and two steals
- Was team leader in rebounds (6), assists (6) and steals (4) in win over No. 13 Alabama
- Notched five steals at LSU, his third-straight game, and fourth in the last five, reaching the mark
- Led team with five steals and five assists vs. Ole Miss, the 13th time a UK player has had at least 13 points, five assists and five steals since 1996-97
- Tallied 21 points, all in the second half, vs. Gonzaga while also sharing team lead in rebounds (five), assists (three) and steals (2)
- Played all 45 minutes at home vs. Florida, leading the team with 24 points, while also tallying eight rebounds and six assists
- Named SEC Freshman of the Week on Dec. 4 after games vs. Miami and UNC Wilmington and on Dec. 26 after UofL performance
- Eleven points vs. UofL with a career-best 11 assists in the game
- First-career start vs. UNCW, leading UK in points (25), rebounds (9), assists (6) and steals (2)
- Mr. Kentucky Basketball in 2023 and finished high school career with 3,727 career points
- McDonald's All American and helped Team Ohio to win Junior International Championship in Italy and earned MVP honors after scoring 26 points in the title game
- Father, Jeff, was a two-time national champion and Most Outstanding Player of the '98 Final Four at Kentucky and mother, Stacey, was a 1,000-point scorer for the UK women's basketball team

Game-By-Game Statistics																
Opponent	Date	GS	Min	FG-A	Pct.	3FG-A	Pct.	FT-A	Pct.	Off-Def-Tot	PF	Ast	TO	Blk	Stl	Pts
NEW MEXICO ST.	11/6		21	4-6	.667	1-2	.500	3-3	1.000	0-5-5	1	2	0	2	2	12
A&M-COMMERCE	11/10		29	1-5	.200	1-3	.333	0-0	.000	0-3-3	1	1	1	2	3	3
vs. Kansas	11/14		16	4-5	.800	3-4	.750	2-2	1.000	0-0-0	3	1	2	0	4	13
STONEHILL	11/17		26	9-10	.900	7-8	.875	0-0	.000	0-3-3	2	7	1	2	3	25
ST. JOSEPH'S	11/20		25	0-1	.000	0-1	.000	0-0	.000	0-4-4	1	4	3	0	5	0
MARSHALL	11/24		26	4-6	.667	2-3	.667	2-2	1.000	0-7-7	1	6	1	0	2	12
MIAMI	11/28		30	8-13	.615	5-9	.556	0-0	.000	0-5-5	2	4	1	1	3	21
UNC WILMINGTON	12/2	*	39	9-17	.529	3-6	.500	4-4	1.000	1-8-9	0	6	3	0	2	25
vs. Penn	12/9		27	2-4	.500	1-3	.333	1-2	.500	1-4-5	1	3	0	1	3	6
vs. North Carolina	12/16		25	4-9	.444	1-3	.333	2-2	1.000	1-5-6	1	2	3	1	1	11
at Louisville	12/21		27	3-6	.500	2-3	.667	3-4	.750	0-4-4	1	11	2	0	2	11
ILLINOIS STATE	12/29		24	4-8	.500	2-5	.400	1-1	1.000	0-5-5	1	5	2	2	2	11
at Florida	1/6		24	2-4	.500	1-3	.333	9-11	.818	0-5-5	3	2	1	0	0	14
MISSOURI	1/9		23	1-4	.250	1-3	.333	0-0	.000	0-0-0	2	4	0	0	2	3
at Texas A&M	1/13		33	3-5	.600	3-5	.600	4-6	.667	2-4-6	4	3	2	1	3	13
MISSISSIPPI ST.	1/17		31	2-5	.400	2-5	.400	3-3	1.000	1-5-6	2	6	0	0	2	9
GEORGIA	1/20		25	4-5	.800	4-5	.800	0-1	.000	0-1-1	2	5	3	0	2	12
at South Carolina	1/23		14	1-4	.250	1-2	.500	0-0	.000	0-3-3	0	0	2	0	1	3
at Arkansas	1/27		35	5-12	.417	2-3	.667	2-3	.667	0-4-4	2	5	1	1	4	14
FLORIDA	1/31	*	45	10-18	.556	3-7	.429	1-2	.500	1-7-8	2	6	3	2	1	24
TENNESSEE	2/3	*	37	6-14	.429	4-7	.571	0-1	.000	1-4-5	5	6	3	2	0	16
at Vanderbilt	2/6	*	36	2-6	.333	2-5	.400	0-0	.000	0-5-5	3	3	4	1	5	6
GONZAGA	2/10	*	28	8-14	.571	0-3	.000	5-5	1.000	1-4-5	3	3	4	2	2	21
OLE MISS	2/13		32	5-10	.500	3-6	.500	0-0	.000	0-4-4	2	5	2	0	5	13
at Auburn	2/17		30	2-5	.400	0-1	.000	0-0	.000	1-4-5	1	3	1	0	5	4
at LSU	2/21		26	3-7	.429	0-1	.000	1-1	1.000	1-1-2	3	2	2	0	5	7
ALABAMA	2/24		32	3-6	.500	2-3	.667	0-0	.000	0-6-6	3	6	3	0	4	8
at Mississippi St.	2/27		36	11-14	.786	4-7	.571	6-6	1.000	1-4-5	1	7	2	2	2	32

Career Statistics																
Year	GP-GS	Min-Avg	FG-FGA	Pct	3FG-FGA	Pct	FT-FTA	Pct	Off-Def-Tot-Avg	PF-FO	Ast	TO	Blk	Stl	Pts	Avg
2023-24	28-5	802-28.7	120-223	.538	60-116	.517	49-59	.831	11-111-122-4.4	53-1	119	52	22	76	349	12.5
Career	28-5	802-28.7	120-223	.538	60-116	.517	49-59	.831	11-111-122-4.4	53-1	119	52	22	76	349	12.5



2023-24 Season/Career Highs		
Points		
Season	3, MARSHALL (11/24/23)	
Career	3, MARSHALL (11/24/23)	
Rebounds		
Season	-	
Career	-	
Field Goals		
Season	1, MARSHALL (11/24/23)	
Career	1, MARSHALL (11/24/23)	
Field Goals Attempted		
Season	2, MARSHALL (11/24/23)	
Career	2, MARSHALL (11/24/23)	
3-Point Field Goals		
Season	1, MARSHALL (11/24/23)	
Career	1, MARSHALL (11/24/23)	
3-Point Field Goals Attempted		
Season	1, MARSHALL (11/24/23)	
Career	1, MARSHALL (11/24/23)	
Free Throws		
Season	-	
Career	-	
Free Throws Attempted		
Season	-	
Career	-	
Assists		
Season	-	
Career	-	
Steals		
Season	-	
Career	-	
Blocked Shots		
Season	-	
Career	-	
Minutes Played		
Season	3, MARSHALL (11/24/23)	
Career	3, MARSHALL (11/24/23)	
MISCELLANEOUS		
	2023-24	CAREER*
Dunks	0	0
Double-Figure		
Scoring Games	0	0
Double-Figure		
Rebounding Games	0	0
Games With		
Double-Double	0	0
Games Led UK		
in Scoring	0	0
Games Led UK		
in Rebounding	0	0
Games Led UK		
in Assists	0	0
Games Led UK		
in Steals	0	0
Games Led UK		
in Blocks	0	0
Games With		
3+ Assists	0	0
Games With		
3+ Blocks	0	0
Games With		
3+ Steals	0	0
Games With		
3+ Three-Pointers	0	0

- Played in back-to-back games vs. Tennessee and Vanderbilt
- Hit his first career 3 against Marshall in three minutes of action
- Made his collegiate debut against New Mexico State
- Saw action in both exhibition victories, playing seven total minutes
- Tallied six points and three assists in the Blue-White Game
- Won the Big Blue Madness dunk contest
- Averaged 23.6 points and shot better than 40% from 3-point range as a senior
- While playing on the Under Armour grassroots circuit prior to his senior season, the three-star prospect shot 45% from deep, averaging 19.8 points per contest

Game-By-Game Statistics																
Opponent	Date	GS	Min	FG-A	Pct.	3FG-A	Pct.	FT-A	Pct.	Off-Def-Tot	PF	Ast	TO	Blk	Stl	Pts
NEW MEXICO ST.	11/6	1	0-0	.000	0-0	.000	0-0	.000	0-0-0	0	0	0	0	0	0	0
A&M-COMMERCE	11/10	DNP - Coaches' Decision														
vs. Kansas	11/14	DNP - Coaches' Decision														
STONEHILL	11/17	1	0-0	.000	0-0	.000	0-0	.000	0-0-0	0	0	0	0	0	0	0
ST. JOSEPH'S	11/20	DNP - Coaches' Decision														
MARSHALL	11/24	3	1-2	.500	1-1	1.000	0-0	.000	0-0-0	0	0	0	0	0	0	3
MIAMI	11/28	DNP - Coaches' Decision														
UNC WILMINGTON	12/2	DNP - Coaches' Decision														
vs. Penn	12/9	DNP - Coaches' Decision														
vs. North Carolina	12/16	DNP - Coaches' Decision														
at Louisville	12/21	1	0-0	.000	0-0	.000	0-0	.000	0-0-0	0	0	0	0	0	0	0
ILLINOIS STATE	12/29	1	0-0	.000	0-0	.000	0-0	.000	0-0-0	0	0	0	0	0	0	0
at Florida	1/6	DNP - Coaches' Decision														
MISSOURI	1/9	DNP - Coaches' Decision														
at Texas A&M	1/13	DNP - Coaches' Decision														
MISSISSIPPI ST.	1/17	DNP - Coaches' Decision														
GEORGIA	1/20	DNP - Coaches' Decision														
at South Carolina	1/23	DNP - Coaches' Decision														
at Arkansas	1/27	DNP - Coaches' Decision														
FLORIDA	1/31	DNP - Coaches' Decision														
TENNESSEE	2/3	1	0-0	.000	0-0	.000	0-0	.000	0-0-0	0	0	0	0	0	0	0
at Vanderbilt	2/6	2	0-0	.000	0-0	.000	0-0	.000	0-0-0	0	0	0	0	0	0	0
GONZAGA	2/10	DNP - Coaches' Decision														
OLE MISS	2/13	DNP - Coaches' Decision														
at Auburn	2/17	DNP - Coaches' Decision														
at LSU	2/21	DNP - Coaches' Decision														
ALABAMA	2/24	DNP - Coaches' Decision														
at Mississippi St.	2/27	DNP - Coaches' Decision														

Career Statistics																
Year	GP-GS	Min-Avg	FG-FGA	Pct	3FG-FGA	Pct	FT-FTA	Pct	Off-Def-Tot-Avg	PF-FO	Ast	TO	Blk	Stl	Pts	Avg
2023-24	7-0	10-1.4	1-2	.500	1-1	1.000	0-0	.000	0-0-0-0.0	0-0	0	1	0	0	3	0.4
Career	7-0	10-1.4	1-2	.500	1-1	1.000	0-0	.000	0-0-0-0.0	0-0	0	1	0	0	3	0.4



2023-24 Season/Career Highs		
Points		
Season	28, MARSHALL (11/24/23)	
Career	28, MARSHALL (11/24/23)	
Rebounds		
Season	6, vs. North Carolina (12/16/23)	
Career	6, vs. North Carolina (12/16/23)	
Field Goals		
Season	10, MARSHALL (11/24/23)	
Career	10, MARSHALL (11/24/23)	
Field Goals Attempted		
Season	17, ST. JOE'S (11/20/23)	
Career	17, ST. JOE'S (11/20/23)	
3-Point Field Goals		
Season	3, STONEHILL (11/17/23)	
Career	3, STONEHILL (11/17/23)	
3-Point Field Goals Attempted		
Season	8, STONEHILL (11/17/23)	
Career	8, STONEHILL (11/17/23)	
Free Throws		
Season	7, ST. JOE'S (11/20/23)	
Career	7, ST. JOE'S (11/20/23)	
Free Throws Attempted		
Season	8, ST. JOE'S (11/20/23)	
Career	8, ST. JOE'S (11/20/23)	
Assists		
Season	10, GEORGIA (1/20/24)	
Career	10, GEORGIA (1/20/24)	
Steals		
Season	3, 3x, last, at S. Carolina (1/13/24)	
Career	3, 3x, last, at S. Carolina (1/13/24)	
Blocked Shots		
Season	2, STONEHILL (11/17/23)	
Career	2, STONEHILL (11/17/23)	
Minutes Played		
Season	36, 2x, last at Florida (01/06/24)	
Career	36, 2x, last at Florida (01/06/24)	
MISCELLANEOUS		
	2023-24	CAREER*
Dunks	1	1
Double-Figure		
Scoring Games	11	11
Double-Figure		
Rebounding Games	0	0
Games With		
Double-Double	1	1
Games Led UK		
in Scoring	2	2
Games Led UK		
in Rebounding	2	2
Games Led UK		
in Assists	7	7
Games Led UK		
in Steals	3	3
Games Led UK		
in Blocks	1	1
Games With		
3+ Assists	17	17
Games With		
3+ Blocks	0	0
Games With		
3+ Steals	3	3
Games With		
3+ Three-Pointers	1	1

- Tallied 10 points and four assists in victory at Mississippi State
- Named SEC Freshman of the Week on Jan. 22 after registering his first career double-double, dishing out a career-high 10 assists while scoring 18 points vs. Georgia
- Key for Kentucky in win at Florida, playing a team-high 36 minutes with 14 points (12 in the second half) and three assists
- Earned second SEC Freshman of the Week accolade after a strong performance against No. 9 UNC with 14 points, adding a career-best six rebounds and team-high five assists, playing a game-high 35 minutes
- Named the SEC Freshman of the Week on Nov. 27 after averaging 25.0 points per game in wins over Marshall and Saint Joseph's
- Career game vs. Marshall with 28 points with a career-best 10 field goals, two 3s and a career-high-tying three steals
- Great game vs. St. Joe's with 22 points, five rebounds, six assists and a 3-pointer in 36 minutes of play
- Rated as high as No. 4 overall by both ESPN and 247Sports
- McDonald's All American Game and Jordan Brand Classic MVP
- Three-time Gatorade New Jersey Player of the Year
- Iverson Classic National High School Player of the Year
- Stephen Jackson Community Leadership Award winner
- Father, Dajuan, played for John Calipari at Memphis and was later drafted by the Cleveland Cavaliers
- Brother, Kareem Watkins, is also on UK's roster

Game-By-Game Statistics																
Opponent	Date	GS	Min	FG-A	Pct.	3FG-A	Pct.	FT-A	Pct.	Off-Def-Tot	PF	Ast	TO	Blk	Stl	Pts
NEW MEXICO ST.	11/6	*	27	6-13	.462	1-5	.200	0-1	.000	0-2-2	1	4	1	0	3	13
A&M-COMMERCE	11/10	*	32	5-13	.385	0-1	.000	1-1	1.000	0-0-0	0	3	1	0	1	11
vs. Kansas	11/14	*	25	1-12	.083	0-3	.000	2-4	.500	0-2-2	2	1	0	0	1	4
STONEHILL	11/17	*	26	3-9	.333	3-8	.375	0-0	.000	0-5-5	1	3	3	2	1	9
ST. JOSEPH'S	11/20	*	36	7-17	.412	1-4	.250	7-8	.875	1-2-3	2	6	3	1	1	22
MARSHALL	11/24	*	26	10-14	.714	2-5	.400	6-7	.857	0-1-1	3	5	1	1	3	28
MIAMI	11/28	*	10	1-3	.333	0-2	.000	3-4	.750	0-0-0	0	1	0	1	0	5
UNC WILMINGTON	12/2	DNP - Injury (lower extremity)														
vs. Penn	12/9	*	30	4-9	.444	1-2	.500	0-0	.000	0-1-1	0	7	2	0	1	9
vs. North Carolina	12/16	*	35	6-14	.429	2-4	.500	0-1	.000	2-4-6	2	5	2	0	1	14
at Louisville	12/21	*	18	1-6	.167	0-2	.000	0-0	.000	0-1-1	2	1	1	0	0	2
ILLINOIS STATE	12/29	*	29	6-10	.600	2-3	.667	0-0	.000	0-2-2	0	3	1	0	0	14
at Florida	1/6	*	36	6-10	.600	1-2	.500	1-1	1.000	0-3-3	1	3	1	1	0	14
MISSOURI	1/9	*	30	5-8	.625	1-2	.500	5-7	.714	0-1-1	0	3	3	0	0	16
at Texas A&M	1/13	*	31	7-15	.467	1-5	.200	3-5	.600	0-2-2	3	4	2	0	1	18
MISSISSIPPI ST.	1/17	*	26	3-8	.375	1-4	.250	0-0	.000	0-3-3	0	2	2	0	1	7
GEORGIA	1/20	*	29	8-12	.667	2-3	.667	0-2	.000	0-1-1	4	10	2	0	1	18
at South Carolina	1/23	*	30	2-10	.200	0-1	.000	0-0	.000	0-0-0	1	3	1	0	3	4
at Arkansas	1/27	*	35	3-10	.300	0-2	.000	2-2	1.000	0-1-1	2	3	2	0	0	8
FLORIDA	1/31	DNP - Injury (ankle)														
TENNESSEE	2/3	DNP - Injury (ankle)														
at Vanderbilt	2/6	DNP - Injury (ankle)														
GONZAGA	2/10		13	1-4	.250	0-2	.000	1-2	.500	0-0-0	1	1	0	0	1	3
OLE MISS	2/13	*	18	1-4	.250	0-1	.000	2-2	1.000	0-0-0	0	4	2	0	0	4
at Auburn	2/17	*	24	1-6	.167	0-3	.000	6-6	1.000	1-1-2	3	1	4	0	1	8
at LSU	2/21	*	21	0-5	.000	0-2	.000	0-0	.000	1-2-3	2	2	2	0	0	0
ALABAMA	2/24	*	24	1-7	.143	0-4	.000	2-2	1.000	0-1-1	3	4	2	0	0	4
at Mississippi St.	2/27	*	28	3-5	.600	2-4	.500	2-2	1.000	0-1-1	1	4	2	0	1	10

Career Statistics																
Year	GP-GS	Min-Avg	FG-FGA	Pct	3FG-FGA	Pct	FT-FTA	Pct	Off-Def-Tot-Avg	PF-FO	Ast	TO	Blk	Stl	Pts	Avg
2023-24	24-23	640-26.6	91-224	.406	20-74	.270	43-57	.754	5-36-41-1.7	34-0	83	40	5	22	245	10.2
Career	24-23	640-26.6	91-224	.406	20-74	.270	43-57	.754	5-36-41-1.7	34-0	83	40	5	22	245	10.2



22

WALKER HORN

So. | Guard | 6-3 | 190 | Austin, Texas | Westlake HS



2023-24 Season/Career Highs		
Points		
Season	-	
Career	-	
Rebounds		
Season	-	
Career	1, S. CAROLINA ST. (11/17/22)	
Field Goals		
Season	-	
Career	-	
Field Goals Attempted		
Season	-	
Career	1, NORTH FLORIDA (11/23/22)	
3-Point Field Goals		
Season	-	
Career	-	
3-Point Field Goals Attempted		
Season	-	
Career	1, NORTH FLORIDA (11/23/22)	
Free Throws		
Season	-	
Career	-	
Free Throws Attempted		
Season	-	
Career	-	
Assists		
Season	-	
Career	1, S. CAROLINA ST. (11/17/22)	
Steals		
Season	-	
Career	-	
Blocked Shots		
Season	-	
Career	-	
Minutes Played		
Season	1, 4x, last ILLINOIS ST. (12/29/23)	
Career	2, 5x, last at Louisville (12/21/23)	
MISCELLANEOUS		
	2023-24	CAREER*
Dunks	0	0
Double-Figure		
Scoring Games	0	0
Double-Figure		
Rebounding Games	0	0
Games With		
Double-Double	0	0
Games Led UK		
in Scoring	0	0
Games Led UK		
in Rebounding	0	0
Games Led UK		
in Assists	0	0
Games Led UK		
in Steals	0	0
Games Led UK		
in Blocks	0	0
Games With		
3+ Assists	0	0
Games With		
3+ Blocks	0	0
Games With		
3+ Steals	0	0
Games With		
3+ Three-Pointers	0	0

- Saw action vs. Marshall and Illinois State and at Louisville
- Played one minute of the win over New Mexico State
- Appeared in four games as a freshman
- Son of Darrin Horn, the current head men’s basketball coach at Northern Kentucky University
- State semifinalist at Westlake as a senior and the team had a 38-2 record
- Averaged 9.3 points, 5.2 assists and 2.4 rebounds as a senior
- Graduated cum laude and was a recipient of a Kentucky Provost Academic Scholarship

Game-By-Game Statistics

Opponent	Date	GS	Min	FG-A	Pct.	3FG-A	Pct.	FT-A	Pct.	Off-Def-Tot	PF	Ast	TO	Blk	Stl	Pts
NEW MEXICO ST.	11/6	1	0-0	.000	0-0	.000	0-0	.000	0-0-0	0	0	0	0	0	0	0
A&M-COMMERCE	11/10	DNP - Coaches' Decision														
vs. Kansas	11/14	DNP - Coaches' Decision														
STONEHILL	11/17	DNP - Coaches' Decision														
ST. JOSEPH'S	11/20	DNP - Coaches' Decision														
MARSHALL	11/24	1	0-0	.000	0-0	.000	0-0	.000	0-0-0	0	0	0	0	0	0	0
MIAMI	11/28	DNP - Coaches' Decision														
UNC WILMINGTON	12/2	DNP - Coaches' Decision														
vs. Penn	12/9	DNP - Coaches' Decision														
vs. North Carolina	12/16	DNP - Coaches' Decision														
at Louisville	12/21	1	0-0	.000	0-0	.000	0-0	.000	0-0-0	0	0	0	0	0	0	0
ILLINOIS STATE	12/29	1	0-0	.000	0-0	.000	0-0	.000	0-0-0	0	0	0	0	0	0	0
at Florida	1/6	DNP - Coaches' Decision														
MISSOURI	1/9	DNP - Coaches' Decision														
at Texas A&M	1/13	DNP - Coaches' Decision														
MISSISSIPPI ST.	1/17	DNP - Coaches' Decision														
GEORGIA	1/20	DNP - Coaches' Decision														
at South Carolina	1/23	DNP - Coaches' Decision														
at Arkansas	1/27	DNP - Coaches' Decision														
FLORIDA	1/31	DNP - Coaches' Decision														
TENNESSEE	2/3	DNP - Coaches' Decision														
at Vanderbilt	2/6	DNP - Coaches' Decision														
GONZAGA	2/10	DNP - Coaches' Decision														
OLE MISS	2/13	DNP - Coaches' Decision														
at Auburn	2/17	DNP - Coaches' Decision														
at LSU	2/21	DNP - Coaches' Decision														
ALABAMA	2/24	DNP - Coaches' Decision														
at Mississippi St.	2/27	DNP - Coaches' Decision														

Career Statistics

Year	GP-GS	Min-Avg	FG-FGA	Pct	3FG-FGA	Pct	FT-FTA	Pct	Off-Def-Tot-Avg	PF-FO	Ast	TO	Blk	Stl	Pts	Avg
2022-23	4-0	8-2.0	0-1	.000	0-1	.000	0-0	.000	0-1-1-0.3	1-0	1	4	0	0	0	0.0
2023-24	4-0	3-0.8	0-0	.000	0-0	.000	0-0	.000	0-0-0-0.0	0-0	0	0	0	0	0	0.0
TOTAL	8-0	11-1.4	0-1	.000	0-1	.000	0-0	.000	0-1-1-0.2	1-0	1	4	0	0	0	0.0



2023-24 Season/Career Highs		
Points		
Season	13, at Vanderbilt (2/6/24)	
Career	13, at Vanderbilt (2/6/24)	
Rebounds		
Season	5, 3x, last at Vanderbilt (2/6/24)	
Career	5, 3x, last at Vanderbilt (2/6/24)	
Field Goals		
Season	6, at Vanderbilt (2/6/24)	
Career	6, at Vanderbilt (2/6/24)	
Field Goals Attempted		
Season	6, at Vanderbilt (2/6/24)	
Career	6, at Vanderbilt (2/6/24)	
3-Point Field Goals		
Season	1, 2x, last 6, at Vanderbilt (2/6/24)	
Career	1, 2x, last 6, at Vanderbilt (2/6/24)	
3-Point Field Goals Attempted		
Season	2, vs. Kansas (11/14/23)	
Career	2, vs. Kansas (11/14/23)	
Free Throws		
Season	2, GONZAGA, 2/10/24)	
Career	2, GONZAGA, 2/10/24)	
Free Throws Attempted		
Season	2, 2x, last GONZAGA, 2/10/24)	
Career	2, 2x, last GONZAGA, 2/10/24)	
Assists		
Season	2, vs. Kansas (11/14/23)	
Career	2, vs. Kansas (11/14/23)	
Steals		
Season	1, 2x, last MARSHALL (11/24/23)	
Career	1, 2x, last MARSHALL (11/24/23)	
Blocked Shots		
Season	2, ILLINOIS STATE (12/29/23)	
Career	2, ILLINOIS STATE (12/29/23)	
Minutes Played		
Season	16, STONEHILL (11/17/23)	
Career	16, STONEHILL (11/17/23)	
MISCELLANEOUS		
	2023-24	CAREER*
Dunks	7	7
Double-Figure		
Scoring Games	1	1
Double-Figure		
Rebounding Games	0	0
Games With		
Double-Double	0	0
Games Led UK		
in Scoring	0	0
Games Led UK		
in Rebounding	0	0
Games Led UK		
in Assists	0	0
Games Led UK		
in Steals	0	0
Games Led UK		
in Blocks	0	0
Games With		
3+ Assists	0	0
Games With		
3+ Blocks	0	0
Games With		
3+ Steals	0	0
Games With		
3+ Three-Pointers	0	0

- Scored a career-high 13 points in win at Vanderbilt, going a perfect 6 of 6 from the field, including four dunks. Also added five rebounds
- Grabbed a rebound at home vs. Tennessee
- Snared an offensive board in two minutes of action at home vs. Florida
- Scored five points and added a pair of blocks in the win over Illinois State
- Logged five points and an assist in nine minutes vs. No. 10 Miami
- Had five boards, a block and a steal in 14 minutes vs. Marshall
- Pulled down four boards while handing out two assists as UK was plus-19 with him on the floor against No. 1 Kansas
- Chipped in with seven points, three rebounds and a steal in 12 minutes off the bench in the win over New Mexico State
- Averaged 5.0 points and 4.5 rebounds in 17.5 minutes per game in the two exhibitions
- Posted 20 points and added five rebounds in the Blue-White Game
- Notched averages of 4.3 points and 3.8 rebounds per game at the GLOBL JAM playing in an undersized backup center role
- An explosive scorer at Overtime Elite and led the league with 27.1 points per game in 2022-23. Also contributed 7.5 rebounds, 2.9 assists and 1.4 steals per game
- Scored 20 or more points in all but one game and had a season high of 42 against OTE competition

Game-By-Game Statistics																
Opponent	Date	GS	Min	FG-A	Pct.	3FG-A	Pct.	FT-A	Pct.	Off-Def-Tot	PF	Ast	TO	Blk	Stl	Pts
NEW MEXICO ST.	11/6		12	3-3	1.000	1-1	1.000	0-1	.000	3-0-3	1	0	0	0	1	7
A&M-COMMERCE	11/10		15	0-1	.000	0-0	.000	0-0	.000	2-3-5	4	0	0	0	0	0
vs. Kansas	11/14		10	0-2	.000	0-2	.000	0-0	.000	1-3-4	2	2	0	0	0	0
STONEHILL	11/17		16	1-1	1.000	0-0	.000	0-0	.000	0-4-4	2	0	1	0	0	2
ST. JOSEPH'S	11/20		6	0-0	.000	0-0	.000	0-1	.000	0-1-1	1	0	2	1	0	0
MARSHALL	11/24		14	1-4	.250	0-0	.000	0-0	.000	2-3-5	1	0	0	1	1	2
MIAMI	11/28		9	2-2	1.000	0-0	.000	1-1	1.000	0-0-0	1	1	0	0	0	5
UNC WILMINGTON	12/2		4	0-0	.000	0-0	.000	0-0	.000	0-0-0	0	0	0	0	0	0
vs. Penn	12/9		DNP - Coaches' Decision													
vs. North Carolina	12/16		DNP - Coaches' Decision													
at Louisville	12/21		3	0-0	.000	0-0	.000	0-0	.000	0-0-0	2	1	0	0	0	0
ILLINOIS STATE	12/29		11	2-2	1.000	0-0	.000	1-2	.500	0-1-1	2	0	0	2	0	5
at Florida	1/6		1	0-0	.000	0-0	.000	0-0	.000	0-0-0	1	0	0	0	0	0
MISSOURI	1/9		1	0-0	.000	0-0	.000	0-0	.000	0-0-0	0	0	0	0	0	0
at Texas A&M	1/13		1	0-1	.000	0-0	.000	1-2	.500	0-0-0	0	1	0	0	0	1
MISSISSIPPI ST.	1/17		DNP - Coaches' Decision													
GEORGIA	1/20		DNP - Coaches' Decision													
at South Carolina	1/23		DNP - Coaches' Decision													
at Arkansas	1/27		DNP - Coaches' Decision													
FLORIDA	1/31		2	0-0	.000	0-0	.000	0-0	.000	1-0-1	0	0	0	0	0	0
TENNESSEE	2/3		1	0-0	.000	0-0	.000	0-0	.000	0-1-1	1	0	0	0	0	0
at Vanderbilt	2/6		15	6-6	1.000	1-1	1.000	0-0	.000	0-5-5	1	0	1	0	0	13
GONZAGA	2/10		7	0-0	.000	0-0	.000	2-2	1.000	0-1-1	4	0	0	0	0	2
OLE MISS	2/13		DNP - Coaches' Decision													
at Auburn	2/17		4	0-0	.000	0-0	.000	0-0	.000	0-0-0	0	0	0	0	1	0
at LSU	2/21		6	0-1	.000	0-0	.000	0-0	.000	0-2-2	1	0	1	0	0	0
ALABAMA	2/24		3	0-2	.000	0-1	.000	0-0	.000	0-0-0	0	0	0	0	0	0
at Mississippi St.	2/27		DNP - Coaches' Decision													

Career Statistics																
Year	GP-GS	Min-Avg	FG-FGA	Pct	3FG-FGA	Pct	FT-FTA	Pct	Off-Def-Tot-Avg	PF-FO	Ast	TO	Blk	Stl	Pts	Avg
2023-24	20-0	143-7.1	15-25	.600	2-5	.400	5-9	.556	9-24-33-1.7	24-0	5	5	4	3	37	1.9
Career	20-0	143-7.1	15-25	.600	2-5	.400	5-9	.556	9-24-33-1.7	24-0	5	5	4	3	37	1.9



2023-24 SEASON/CAREER HIGHS		
Season	-	
Career	-	
Rebounds		
Season	-	
Career	1, 3x, last CENTRAL MICH. (11/29/21)	
Field Goals		
Season	-	
Career	-	
Field Goals Attempted		
Season	1, 2x, last at Vanderbilt (2/6/24)	
Career	1, 4x, last at Vanderbilt (2/6/24)	
3-Point Field Goals		
Season	-	
Career	-	
3-Point Field Goals Attempted		
Season	1, 2x, last at Vanderbilt (2/6/24)	
Career	1, 3x, last at Vanderbilt (2/6/24)	
Free Throws		
Season	-	
Career	-	
Free Throws Attempted		
Season	-	
Career	-	
Assists		
Season	1, MARSHALL (11/24/23)	
Career	1, 4x, last MARSHALL (11/24/23)	
Steals		
Season	-	
Career	1, 2x, last HIGH POINT (12/31/21)	
Blocked Shots		
Season	-	
Career	-	
Minutes Played		
Season	1, 5x, last at Vanderbilt (2/6/24)	
Career	3, HIGH POINT (12/31/21)	
MISCELLANEOUS		
	2023-24	CAREER
Dunks	0	0
Double-Figure		
Scoring Games	0	0
Double-Figure		
Rebounding Games	0	0
Games With		
Double-Double	0	0
Games Led UK		
in Scoring	0	0
Games Led UK		
in Rebounding	0	0
Games Led UK		
in Assists	0	0
Games Led UK		
in Steals	0	0
Games Led UK		
in Blocks	0	0
Games With		
3+ Assists	0	0
Games With		
3+ Blocks	0	0
Games With		
3+ Steals	0	0
Games With		
3+ Three-Pointers	0	0

- Played first SEC game of season at Vanderbilt, attempting a 3-pointer
- Played and had an assist vs. Marshall
- Saw action in the wins over New Mexico State and Illinois State and at Louisville
- Has appeared in 16 career games
- Appeared in all 26 games for Kingsway Regional during his senior season
- Averaged 8.7 points per game and notched 11 double-figure scoring efforts
- Stepfather, Dajuan, played for John Calipari at Memphis
- Brother, D.J., is also on UK's roster

Game-By-Game Statistics

Opponent	Date	GS	Min	FG-A	Pct.	3FG-A	Pct.	FT-A	Pct.	Off-Def-Tot	PF	Ast	TO	Blk	Stl	Pts
NEW MEXICO ST.	11/6	1	0-0	.000	0-0	.000	0-0	.000	0-0-0	0	0	0	0	0	0	0
A&M-COMMERCE	11/10	DNP - Coaches' Decision														
vs. Kansas	11/14	DNP - Coaches' Decision														
STONEHILL	11/17	DNP - Coaches' Decision														
ST. JOSEPH'S	11/20	DNP - Coaches' Decision														
MARSHALL	11/24	1	0-0	.000	0-0	.000	0-0	.000	0-0-0	0	1	0	0	0	0	0
MIAMI	11/28	DNP - Coaches' Decision														
UNC WILMINGTON	12/2	DNP - Coaches' Decision														
vs. Penn	12/9	DNP - Coaches' Decision														
vs. North Carolina	12/16	DNP - Coaches' Decision														
at Louisville	12/21	1	0-1	.000	0-1	.000	0-0	.000	0-0-0	0	0	0	0	0	0	0
ILLINOIS STATE	12/29	1	0-0	.000	0-0	.000	0-0	.000	0-0-0	0	0	0	0	0	0	0
at Florida	1/6	DNP - Coaches' Decision														
MISSOURI	1/9	DNP - Coaches' Decision														
at Texas A&M	1/13	DNP - Coaches' Decision														
MISSISSIPPI ST.	1/17	DNP - Coaches' Decision														
GEORGIA	1/20	DNP - Coaches' Decision														
at South Carolina	1/23	DNP - Coaches' Decision														
at Arkansas	1/27	DNP - Coaches' Decision														
FLORIDA	1/31	DNP - Coaches' Decision														
TENNESSEE	2/3	DNP - Coaches' Decision														
at Vanderbilt	2/6	1	0-1	.000	0-1	.000	0-0	.000	0-0-0	0	0	0	0	0	0	0
GONZAGA	2/10	DNP - Coaches' Decision														
OLE MISS	2/13	DNP - Coaches' Decision														
at Auburn	2/17	DNP - Coaches' Decision														
at LSU	2/21	DNP - Coaches' Decision														
ALABAMA	2/24	DNP - Coaches' Decision														
at Mississippi St.	2/27	DNP - Coaches' Decision														

Career Statistics

Year	GP-GS	Min-Avg	FG-FGA	Pct	3FG-FGA	Pct	FT-FTA	Pct	Off-Def-Tot-Avg	PF-FO	Ast	TO	Blk	Stl	Pts	Avg
2020-21	1-0	2-2.0	0-0	.000	0-0	.000	0-0	.000	0-0-0-0.0	0-0	0	0	0	0	0	0.0
2021-22	9-0	13-1.4	0-1	.000	0-0	.000	0-0	.000	1-2-3-0.3	2-0	2	3	0	2	0	0.0
2022-23	4-0	8-2.0	0-1	.000	0-1	.000	0-0	.000	0-0-0-0.0	0-0	1	1	0	0	0	0.0
2023-24	5-0	4-0.8	0-2	.000	0-2	.000	0-0	.000	0-0-0-0.0	0-0	1	0	0	0	0	0.0
TOTAL	19-0	26-1.4	0-4	.000	0-3	.000	0-0	.000	1-2-3-0.2	2-0	4	4	0	2	0	0.0





2023-24 SEASON/CAREER HIGHS		
Points		
Season	13, FLORIDA (1/31/24)	
Career	13, FLORIDA (1/31/24)	
Rebounds		
Season	16, FLORIDA (1/31/24)	
Career	16, FLORIDA (1/31/24)	
Field Goals		
Season	4, FLORIDA (1/31/24)	
Career	4, 2x, last FLORIDA (1/31/24)	
Field Goals Attempted		
Season	11, FLORIDA (1/31/24)	
Career	11, FLORIDA (1/31/24)	
3-Point Field Goals		
Season	-	
Career	-	
3-Point Field Goals Attempted		
Season	1, at Arkansas (1/27/24)	
Career	1, at Arkansas (1/27/24)	
Free Throws		
Season	5, FLORIDA (1/31/24)	
Career	5, FLORIDA (1/31/24)	
Free Throws Attempted		
Season	6, FLORIDA (1/31/24)	
Career	6, FLORIDA (1/31/24)	
Assists		
Season	1, 3x, last at Auburn (2/19/24)	
Career	1, 5x, last at Auburn (2/19/24)	
Steals		
Season	2, FLORIDA (1/31/24)	
Career	2, FLORIDA (1/31/24)	
Blocked Shots		
Season	10, OLE MISS (2/13/24)	
Career	10, OLE MISS (2/13/24)	
Minutes Played		
Season	36, at Auburn (2/17/24)	
Career	36, at Auburn (2/17/24)	
MISCELLANEOUS		
	2023-24	CAREER
Dunks	13	17
Double-Figure Scoring Games	1	1
Double-Figure Rebounding Games	3	5
Games With Double-Double	1	1
Games Led UK in Scoring	0	0
Games Led UK in Rebounding	5	6
Games Led UK in Assists	0	0
Games Led UK in Steals	1	1
Games Led UK in Blocks	9	13
Games With 3+ Assists	0	0
Games With 3+ Blocks	9	13
Games With 3+ Steals	0	0
Games With 3+ Three-Pointers	0	0

- Collected a team-high 11 rebounds at No. 13 Auburn, while blocking two shots and tallying seven points on a perfect 3 of 3 from the field
- Recorded 10 blocks against Ole Miss, while adding eight points. The 10 blocks are a UK-player Rupp Arena record and ties Navy' David Robinson for any player in the venue. Only Nerlens Noel (12) in 2013 has more blocks in a single game for a UK player anywhere than Onyenso's outing
- Tied for team lead with six rebounds at home vs. Florida, also registering four blocks, his seventh game with at least three blocks this year
- Had monster game at home vs. Florida in first-career start, setting career highs in points (13), rebounds (16), steals (2), blocked shots (8) and minutes (33). Also posted first career double-double
- Has multiple blocks in 12 of 16 games played
- Played a career-high 31 minutes at Texas A&M with seven points, a career-high-tying 10 rebounds and a career-best five blocked shots
- Averaged 2.5 points and 2.6 rebounds in 16 appearances as a freshman a year ago
- Reclassified to the 2022 class and ranked as a top-25 prospect in the 2023 class by all of the major scouting services
- Joined Putnam in January and the squad was a perfect 20-0 with Onyenso on the roster, including winning a national championship
- In February of 2020, he became one of the youngest players ever to make the senior men's Nigerian National Team

Game-By-Game Statistics

Opponent	Date	GS	Min	FG-A	Pct.	3FG-A	Pct.	FT-A	Pct.	Off-Def-Tot	PF	Ast	TO	Blk	Stl	Pts
NEW MEXICO ST.	11/6			DNP - Injury (foot)												
A&M-COMMERCE	11/10			DNP - Injury (foot)												
vs. Kansas	11/14			DNP - Injury (foot)												
STONEHILL	11/17			DNP - Injury (foot)												
ST. JOSEPH'S	11/20			DNP - Injury (foot)												
MARSHALL	11/24			DNP - Injury (foot)												
MIAMI	11/28			DNP - Injury (foot)												
UNC WILMINGTON	12/2			DNP - Injury (foot)												
vs. Penn	12/9			DNP - Injury (foot)												
vs. North Carolina	12/16		10	0-0	.000	0-0	.000	1-2	.500	0-1-1	2	1	0	3	0	1
at Louisville	12/21		8	0-1	.000	0-0	.000	0-0	.000	0-2-2	0	0	0	2	0	0
ILLINOIS STATE	12/29		10	2-2	1.000	0-0	.000	0-2	.000	1-1-2	1	0	0	3	0	4
at Florida	1/6		15	2-6	.333	0-0	.000	2-3	.667	1-4-5	2	0	0	0	0	6
MISSOURI	1/9		9	0-1	.000	0-0	.000	0-0	.000	0-3-3	0	0	1	1	0	0
at Texas A&M	1/13		31	3-5	.600	0-0	.000	1-2	.500	3-7-10	3	0	0	5	0	7
MISSISSIPPI ST.	1/17		17	1-1	1.000	0-0	.000	1-2	.500	1-5-6	1	0	0	4	0	3
GEORGIA	1/20		15	2-2	1.000	0-0	.000	0-0	.000	0-5-5	1	0	0	2	1	4
at South Carolina	1/23		10	1-1	1.000	0-0	.000	0-0	.000	0-1-1	1	0	0	0	0	2
at Arkansas	1/27		25	3-4	.750	0-1	.000	0-0	.000	2-2-4	3	0	1	3	0	6
FLORIDA	1/31	*	33	4-11	.364	0-0	.000	5-6	.833	9-7-16	0	0	0	8	2	13
TENNESSEE	2/3	*	18	1-1	1.000	0-0	.000	0-0	.000	3-3-6	0	0	2	4	0	2
at Vanderbilt	2/6	*	15	1-4	.250	0-0	.000	0-0	.000	4-2-6	2	1	2	0	1	2
GONZAGA	2/10	*	19	0-0	.000	0-0	.000	3-4	.750	1-1-2	2	0	1	3	0	3
OLE MISS	2/13	*	24	3-3	1.000	0-0	.000	2-4	.500	0-3-3	4	0	2	10	0	8
at Auburn	2/17	*	36	3-3	1.000	0-0	.000	1-2	.500	4-7-11	3	1	0	2	0	7
at LSU	2/21	*	32	1-3	.333	0-0	.000	0-0	.000	3-4-7	3	0	3	1	0	2
ALABAMA	2/24	*	15	2-2	1.000	0-0	.000	1-2	.500	1-0-1	3	0	1	1	1	5
at Mississippi St.	2/27	*	12	0-0	.000	0-0	.000	0-0	.000	0-2-2	2	0	1	0	0	0

Career Statistics

Year	GP-GS	Min-Avg	FG-FGA	Pct	3FG-FGA	Pct	FT-FTA	Pct	Off-Def-Tot-Avg	PF-FO	Ast	TO	Blk	Stl	Pts	Avg
2022-23	16-0	111-6.9	18-34	.529	0-0	.000	4-7	.571	18-24-42-2.6	8-0	2	4	16	3	40	2.5
2023-24	19-9	355-18.7	29-50	.580	0-1	.000	17-29	.586	34-58-92-4.8	32-0	3	14	52	5	75	3.9
TOTAL	35-9	466-13.3	47-84	.560	0-1	.000	21-36	.583	52-82-134-3.8	40-0	5	18	68	8	115	3.3



2023-24 Season/Career Highs		
Points		
Season	18, ALABAMA (2/24/24)	
Career	18, ALABAMA (2/24/24)	
Rebounds		
Season	7, at Vanderbilt (2/6/24)	
Career	7, at Vanderbilt (2/6/24)	
Field Goals		
Season	7, ALABAMA (2/24/24)	
Career	7, ALABAMA (2/24/24)	
Field Goals Attempted		
Season	11, ALABAMA (2/24/24)	
Career	11, ALABAMA (2/24/24)	
3-Point Field Goals		
Season	3, GEORGIA (1/20/24)	
Career	3, GEORGIA (1/20/24)	
3-Point Field Goals Attempted		
Season	4, GEORGIA (1/20/24)	
Career	4, GEORGIA (1/20/24)	
Free Throws		
Season	4, GONZAGA (2/11/24)	
Career	4, GONZAGA (2/11/24)	
Free Throws Attempted		
Season	4, GONZAGA (2/11/24)	
Career	4, GONZAGA (2/11/24)	
Assists		
Season	2, 2x, last at Vanderbilt (2/6/24)	
Career	2, 2x, last at Vanderbilt (2/6/24)	
Steals		
Season	2, GEORGIA (1/20/24)	
Career	2, GEORGIA (1/20/24)	
Blocked Shots		
Season	4, ALABAMA (2/24/24)	
Career	4, ALABAMA (2/24/24)	
Minutes Played		
Season	21, at Mississippi St (2/27/24)	
Career	21, at Mississippi St (2/27/24)	
MISCELLANEOUS		
	2023-24	CAREER*
Dunks	9	9
Double-Figure		
Scoring Games	3	3
Double-Figure		
Rebounding Games	0	0
Games With		
Double-Double	0	0
Games Led UK		
in Scoring	0	0
Games Led UK		
in Rebounding	2	2
Games Led UK		
in Assists	0	0
Games Led UK		
in Steals	1	1
Games Led UK		
in Blocks	5	5
Games With		
3+ Assists	0	0
Games With		
3+ Blocks	3	3
Games With		
3+ Steals	0	0
Games With		
3+ Three-Pointers	1	1

- Played a career-high in minutes for the second-straight game with 21 minutes of action at Mississippi State. Registered team-high three blocks
- Had best game of the season vs. No. 13 Alabama scoring a career-high 18 points on a career-best seven made field goals. Also led the team with career-high four blocks in 20 minutes of action
- Contributed seven points, with a career-high four free throws vs. Gonzaga
- Scored 11 points in 12 minutes, adding a team-high seven boards in road win at Vanderbilt
- Led the team in blocks in each of first two games played
- Made collegiate debut vs. Georgia scoring 13 points in 16 minutes while knocking down three triples. Led team in blocks (3) and tied for team lead with five rebounds and two steals. Was a team-best plus-14 in the win
- Signed with the Wildcats in August
- Averaged 11.4 points, 5.3 rebounds and 3.4 blocks per game in the FIBA U20 European Championship for his home country of Croatia
- In the past two seasons, he suited up for SC Derby in Montenegro
- Averaged 5.2 points, 3.5 rebounds and 1.1 blocks per game in the Adriatic League
- During the playoffs, he produced his best outing with 22 points, 13 rebounds and three blocks against European League side Partizan

Game-By-Game Statistics																
Opponent	Date	GS	Min	FG-A	Pct.	3FG-A	Pct.	FT-A	Pct.	Off-Def-Tot	PF	Ast	TO	Blk	Stl	Pts
NEW MEXICO ST.	11/6		DNP													
A&M-COMMERCE	11/10		DNP													
vs. Kansas	11/14		DNP													
STONEHILL	11/17		DNP													
ST. JOSEPH'S	11/20		DNP													
MARSHALL	11/24		DNP													
MIAMI	11/28		DNP													
UNC WILMINGTON	12/2		DNP													
vs. Penn	12/9		DNP													
vs. North Carolina	12/16		DNP													
at Louisville	12/21		DNP													
ILLINOIS STATE	12/29		DNP													
at Florida	1/6		DNP													
MISSOURI	1/9		DNP													
at Texas A&M	1/13		DNP													
MISSISSIPPI ST	1/17		DNP													
GEORGIA	1/20	16	5-7	.714	3-4	.750	0-0	.000	1-4-5	1	2	2	3	2	2	13
at South Carolina	1/23	10	1-3	.333	0-1	.000	1-2	.500	2-0-2	3	0	0	2	0	0	3
at Arkansas	1/27	3	0-0	.000	0-0	.000	0-0	.000	0-2-2	0	0	0	0	0	0	0
FLORIDA	1/31	5	0-1	.000	0-0	.000	1-2	.500	0-2-2	0	0	0	0	0	0	1
TENNESSEE	2/3		DNP - Coaches' Decision													
at Vanderbilt	2/6	12	5-7	.714	1-1	1.000	0-0	.000	6-1-7	5	2	3	1	0	0	11
GONZAGA	2/10	11	1-3	.333	1-1	1.000	4-4	1.000	1-2-3	0	0	1	1	0	0	7
OLE MISS	2/13		DNP - Coaches' Decision													
at Auburn	2/17	1	0-0	.000	0-0	.000	0-0	.000	0-0-0	0	0	0	0	0	0	0
at LSU	2/21	2	0-0	.000	0-0	.000	0-0	.000	0-0-0	1	0	0	0	0	0	0
ALABAMA	2/24	20	7-11	.636	1-3	.333	3-3	1.000	1-4-5	2	0	1	4	0	0	18
at Mississippi St.	2/27	21	1-5	.200	0-3	.000	0-0	.000	0-4-4	1	0	0	3	1	2	

Career Statistics																
Year	GP-GS	Min-Avg	FG-FGA	Pct	3FG-FGA	Pct	FT-FTA	Pct	Off-Def-Tot-Avg	PF-FO	Ast	TO	Blk	Stl	Pts	Avg
2023-24	10-0	102-10.2	20-37	.541	6-13	.462	9-11	.818	11-19-30-3.0	13-1	4	8	14	3	55	5.5
Career	10-0	102-10.2	20-37	.541	6-13	.462	9-11	.818	11-19-30-3.0	13-1	4	8	14	3	55	5.5

# BOX SCORES

## GAME 1

#16/16 KENTUCKY 86, NEW MEXICO STATE 46



Official Basketball Box Score - Final  
**New Mexico St. at Kentucky**  
11/06/23 Rupp Arena, Lexington  
2023-24 Men's Basketball

Game Time: 8:00 PM  
Game Duration: 1:43  
Attendance: 18,438

Officials: Pat Adams, Josue Nieves, Landon Brandes

New Mexico St. - 46

Record: 0-1

NO.	Name	Min	FG M-A	3P M-A	FT M-A	Rebounds OR DR TOT	Fouls PF FD	TP	AS	TO	ST	Blocks BS BA	+/-
1	Kaosi Ezeagu	F 19:06	2-3	0-0	0-0	0 3 3	2 2	4	0	2	0	0 0	-17
25	Clarence "Monzy" Jackson	F 20:15	3-10	0-3	0-0	3 3 6	3 1	6	2	3	1	0 1	-17
0	Jaylin Jackson-Posey	G 31:35	4-8	2-4	0-0	0 8 8	1 2	10	6	7	0	0 1	-24
1	Christian Cook	G 33:14	3-12	2-7	2-2	0 4 4	2 1	10	0	1	1	0 0	-40
13	Jaden Harris	G 30:46	1-6	0-3	0-0	1 1 2	1 2	2	1	1	0	0 0	-29
2	Jordan Rawls	G 24:51	1-6	1-2	0-0	0 0 0	1 0	3	0	3	0	0 1	-27
24	Jonathan Kanyanga	17:12	1-1	0-0	0-0	0 5 5	2 0	2	0	1	0	0 0	-22
21	Robert Carpenter	23:28	3-10	0-4	3-3	2 1 3	4 3	9	1	0	0	1 0	-24
Team			18-56	5-23	5-5	0 2 2	0	0	0	0	0	0	
Totals			18-56	5-23	5-5	6 27 33	16 11	46	10	18	2	2 3	-40

Technical Fouls: NONE

Kentucky - 86

Record: 1-0

NO.	Name	Min	FG M-A	3P M-A	FT M-A	Rebounds OR DR TOT	Fouls PF FD	TP	AS	TO	ST	Blocks BS BA	+/-
4	Tre Mitchell	F 35:28	3-8	0-3	3-4	3 6 9	1 4	9	5	0	1	0 1	36
1	Justin Edwards	G 27:32	5-11	2-5	0-0	1 4 5	3 0	12	1	3	2	0 1	24
3	Adou Thiero	G 19:38	1-3	0-1	3-5	1 6 7	2 3	5	0	1	0	1 0	7
12	Antonio Reeves	G 34:51	4-10	2-6	1-2	0 2 2	0 1	11	1	1	2	0 0	38
21	D.J. Wagner	G 26:54	6-13	1-5	0-1	0 2 2	1 3	13	4	1	3	0 0	22
0	Rob Dillingham	19:28	6-11	2-6	3-3	0 5 5	2 3	17	3	0	2	0 0	24
15	Reed Sheppard	20:57	4-6	1-2	3-3	0 5 5	1 1	12	2	0	2	0 2	17
23	Jordan Burks	12:12	3-3	1-1	0-1	3 0 3	1 1	7	0	0	1	0 0	20
14	Brennan Canada	00:46	0-0	0-0	0-0	0 1 1	0 0	0	1	0	0	0 0	3
20	Joey Hart	00:46	0-0	0-0	0-0	0 0 0	0 0	0	0	0	0	0 0	3
22	Walker Horn	00:46	0-0	0-0	0-0	0 0 0	0 0	0	0	0	0	0 0	3
25	Kareem Watkins	00:46	0-0	0-0	0-0	0 0 0	0 0	0	0	0	0	0 0	3
Team						3 1 4	0	0	0	0	0	0	
Totals			32-65	9-29	13-19	11 32 43	11 16	86	17	6	13	3 2	40

Technical Fouls: NONE

	NMS		UKY	
Biggest lead	4 (1 <sup>st</sup> 17:49)	40 (2 <sup>nd</sup> 0:07)		
Best Scoring Run	6 (1 <sup>st</sup> 17:49)	17 (2 <sup>nd</sup> 0:07)		
Lead Changes	2			
Times Tied	0			
Time with Lead	03:01	36:41		

Points from	NMS	UKY
Turnovers	6	24
Paint	20	46
Second Chance	7	13
Fast Breaks	7	25
Bench	14	36

Period by Period Scoring			
	1st	2nd	TOT
NMS	29	17	46
UKY	37	49	86

Shooting By Period
1 <sup>st</sup> FG% 10-31 32.3%
3PT% 4-13 30.8%
FT% 5-5 100%
2 <sup>nd</sup> FG% 8-25 32.0%
3PT% 1-10 10.0%
FT% 0-0 0%
GM FG% 18-56 32.1%
3PT% 5-23 21.7%
FT% 5-5 100.0%

Dead Ball Rebounds: 0, 0

## GAME 2

#16/16 KENTUCKY 81, TEXAS A&M-COMMERCE 61



Official Basketball Box Score - Final  
**Tex. A&M-Commerce at Kentucky**  
11/10/23 Rupp Arena, Lexington  
2023-24 Men's Basketball

Game Time: 7:00 PM  
Game Duration: 1:45  
Attendance: 18,946

Officials: Jason Baker, Patrick Evans, Bharat Ramanan

Tex. A&M-Commerce - 61

Record: 0-3

NO.	Name	Min	FG M-A	3P M-A	FT M-A	Rebounds OR DR TOT	Fouls PF FD	TP	AS	TO	ST	Blocks BS BA	+/-
24	Jerome Brewer, Jr.	F 32:43	4-6	3-4	1-2	0 4 4	2 1	12	2	0	0	0 0	-12
2	Kalen Williams	G 33:31	8-14	1-4	2-2	1 3 4	2 2	19	4	4	0	0 2	-16
3	Tommie Lewis	G 26:40	6-11	5-8	1-2	0 4 4	1 1	18	1	3	1	0 0	-13
10	Alonzo Dodd	G 24:16	2-5	0-0	1-5	2 5 7	1 4	5	2	2	0	0 0	-6
11	Khalq Abdul-Mateen	G 19:31	0-3	0-3	0-0	0 2 2	2 0	0	0	0	0	0 0	-11
0	Zondrick Garrett	19:08	2-8	0-2	0-0	2 3 5	1 2	4	0	1	0	1 0	-9
1	James "Pop" Weathers	16:43	0-4	0-2	0-0	0 0 0	0 0	0	2	1	0	1 1	-17
30	Evon Phelps	17:51	1-5	1-4	0-0	1 2 3	0 0	3	1	2	0	0 0	-11
23	KC Ugwuakazi	07:37	0-0	0-0	0-0	0 0 0	3 0	0	0	1	0	0 0	-5
Team						2 2 4	0	0	0	0	0	0	
Totals			23-56	10-27	5-11	8 25 33	12 10	61	12	14	1	2 3	-20

Technical Fouls: NONE

Kentucky - 81

Record: 2-0

NO.	Name	Min	FG M-A	3P M-A	FT M-A	Rebounds OR DR TOT	Fouls PF FD	TP	AS	TO	ST	Blocks BS BA	+/-
4	Tre Mitchell	F 31:45	8-11	1-2	1-1	2 6 8	0 3	18	1	0	3	1 0	11
0	Rob Dillingham	G 29:55	4-13	1-6	3-4	1 4 5	2 3	12	4	1	1	0 1	18
1	Justin Edwards	G 33:19	6-10	0-3	4-4	3 4 7	1 2	16	1	0	0	0 0	24
12	Antonio Reeves	G 29:16	8-14	5-8	0-0	0 6 6	2 0	21	2	0	0	0 0	9
21	D.J. Wagner	G 32:00	5-13	0-1	1-1	0 0 0	3 3	11	3	1	1	0 1	10
15	Reed Sheppard	28:49	1-5	1-3	0-0	0 3 3	1 1	3	1	1	3	2 0	23
23	Jordan Burks	14:56	0-1	0-0	0-0	2 3 5	4 0	0	0	0	0	0 0	5
Team						1 2 3	0	0	0	0	0	0	
Totals			32-67	8-23	9-10	9 27 36	10 12	81	12	3	8	3 2	20

Technical Fouls: NONE

	TAM	UKY
Biggest lead	13 (1 <sup>st</sup> 13:28)	22 (2 <sup>nd</sup> 1:31)
Best Scoring Run	8 (1 <sup>st</sup> 17:51)	9 (2 <sup>nd</sup> 14:42)
Lead Changes	1	
Times Tied	0	
Time with Lead	11:20	27:41

Points from	TAM	UKY
Turnovers	7	17
Paint	26	42
Second Chance	7	13
Fast Breaks	1	23
Bench	7	3

Period by Period Scoring			
	1st	2nd	TOT
TAM	30	31	61
UKY	38	43	81

## GAME 3

#1/1 KANSAS 89, #17/16 KENTUCKY 84



Official Basketball Box Score - Final  
**Kentucky at Kansas**  
11/14/23 United Center, Chicago  
2023-24 Men's Basketball

Game Time: 8:30 PM  
Game Duration: 2:14  
Attendance: 18,780

Officials: Terry Oglesby, Ron Groover, Keith Kimble

Kentucky - 84

Record: 2-1

NO.	Name	Min	FG M-A	3P M-A	FT M-A	Rebounds OR DR TOT	Fouls PF FD	TP	AS	TO	ST	Blocks BS BA	+/-
4	Tre Mitchell	F 39:12	2-4	1-1	3-7	2 4 6	4 6	8	3	0	2	2 0	-3
1	Justin Edwards	G 29:00	0-6	0-3	1-2	1 3 4	2 1	1	2	2	0	1 1	4
3	Adou Thiero	G 30:37	5-10	1-3	5-6	6 7 13	2 4	16	1	1	0	0 0	-26
12	Antonio Reeves	G 34:01	7-25	3-17	7-7	3 5 8	2 5	24	1	1	0	0 2	-14
21	D.J. Wagner	G 25:11	1-12	0-3	2-4	0 2 2	2 3	4	1	0	1	0 1	-23
0	Rob Dillingham	16:04	6-12	4-5	2-2	0 2 2	5 2	18	3	2	2	0 0	15
23	Jordan Burks	10:11	0-2	0-2	0-0	1 3 4	2 1	0	1	0	0	0 0	19
15	Reed Sheppard	15:43	4-5	3-4	2-2	0 0 0	3 1	13	1	2	4	0 0	3
Team						2 1 3	0	0	0	0	0	0	
Totals			25-76	12-38	22-30	15 27 42	22 23	84	14	8	9	3 4	5

Technical Fouls: NONE

Kansas - 89

Record: 3-0

NO.	Name	Min	FG M-A	3P M-A	FT M-A	Rebounds OR DR TOT	Fouls PF FD	TP	AS	TO	ST	Blocks BS BA	+/-
24	KJ Adams, Jr.	F 27:26	8-11	0-1	0-3	1 3 4	5 2	16	3	0	2	1 1	4
1	Hunter Dickinson	C 37:06	8-12	1-2	10-11	6 15 21	3 7	27	0	3	3	0 1	5
3	Dajuan Harris Jr.	G 37:34	7-12	5-6	4-5	0 2 2	3 3	23	7	4	0	1 0	8
13	Elmarko Jackson	G 23:42	1-4	0-2	5-6	0 1 1	3 3	7	2	3	1	0 0	7
15	Kevin McCullar Jr.	G 36:36	3-11	0-3	6-9	0 10 10	4 6	12	10	1	1	1 1	2
10	Johnny Furphy	11:57	0-2	0-2	0-0	0 1 1	3 0	0	0	1	0	0 0	3
25	Nicolas Timberlake	13:37	0-4	0-2	0-0	0 2 2	2 0	0	0	0	0	0 0	-13
23	Parker Braun	08:17	1-3	0-0	0-0	0 2 2	0 0	2	0	1	0	1 0	0
11	Jamari McDowell	03:46	0-0	0-0	2-2	0 1 1	0 1	2	0	0	0	0 0	9
Team						1 0 1	0	1	0	0	0	0	
Totals			28-59	6-18	27-36	8 37 45	23 22	89	22	14	7	4 3	5

Technical Fouls: NONE

	UK	KU
Biggest lead	14 (2 <sup>nd</sup> 16:21)	9 (1 <sup>st</sup> 17:20)
Best Scoring Run	8 (1 <sup>st</sup> 13:04)	9 (1 <sup>st</sup> 17:20)
Lead Changes	10	
Times Tied	8	
Time with Lead	18:58	15:29

Points from	UK	KU
Turnovers	14	12
Paint	24	42
Second Chance	19	14
Fast Breaks	13	13
Bench	31	4

Period by Period Scoring			
	1st	2nd	TOT
UK	48	36	84
KU	41	48	89

Shooting By Period
1 <sup>st</sup> FG% 13-31 41.9%
3PT% 3-11 27.3%
FT% 12-13 92.3%
2 <sup>nd</sup> FG% 15-28 53.6%
3PT% 3-7 42.9%
FT% 15-23 65.2%
GM FG% 28-59 47.5%
3PT% 6-18 33.3%
FT% 27-36 75.0%

Dead Ball Rebounds: 5, 1



Official Basketball Box Score - Final  
**Stonehill at Kentucky**  
11/17/23 Rupp Arena, Lexington  
2023-24 Men's Basketball

Game Time: 7:00 PM  
Game Duration: 1:41  
Attendance: 18,960

Officials: Owen Shortt, Lucas Santos, Chris Ford

Stonehill - 67

Record: 1-4

NO.	Name	Min	FG M-A	3P M-A	FT M-A	Rebounds OR DR TOT	Fouls PF FD	TP	AS	TO	ST	Blocks BS BA	+/-		
2	Max Zegarowski	F 34:27	6-13	3-9	0	0	3	3	1	15	1	0	0	-25	
22	Pano Pavlidis	F 14:37	2-3	0-1	2-2	2	4	4	1	6	2	0	1	10	
3	Jackson Benigni	G 27:50	4-11	3-8	0	0	2	2	0	11	1	3	4	-2	
10	Tony Felder	G 31:45	4-10	3-8	4-6	1	2	3	0	15	4	1	1	0	
11	Shane O'Dell	G 15:15	3-5	1-1	0-0	0	2	2	1	7	1	1	0	0	
5	Chas Stinson	G 12:37	1-2	0-1	2-4	0	0	0	1	2	4	1	3	0	
15	Louie Semona	G 11:23	0-2	0-2	0	0	2	2	0	0	0	2	0	0	
22	Todd Jones	G 18:41	1-6	0-3	0	0	0	0	0	2	2	0	2	-15	
20	Nathan McGill	G 05:59	0-1	0-1	0-0	0	0	0	0	1	0	0	0	0	
33	Ethan Meuser	G 07:01	0-2	0-2	0	0	0	0	0	1	1	0	1	0	
1	Austin Abrams	G 05:36	0-2	0-0	0-0	0	1	1	1	0	0	1	1	0	
12	Thatcher Stone	G 02:09	0-1	0-1	0-0	0	0	0	2	0	0	1	0	0	
4	Seyphon Triplett	G 05:01	2-4	1-1	0-0	0	0	0	0	5	0	1	0	1	
30	Will Ryywolt	G 01:59	0-1	0-1	0-0	0	1	1	0	0	0	1	0	0	
34	Neal Marquardt	G 01:59	1-1	0-0	0-0	1	0	1	0	2	0	0	0	0	
Team						3		3		0		1			
Totals			24:64	11-39	8-12	10	19	29	8	8	67	14	14	9	3



# BOX SCORES

## GAME 5

#16/16 KENTUCKY 96, SAINT JOSEPH'S 88 (OT)



Official Basketball Box Score - Final  
**Saint Joseph's at Kentucky**  
11/20/23 Rupp Arena, Lexington  
2023-24 Men's Basketball

Game Time: 7:00 PM  
Game Duration: 2:14  
Attendance: 18,680

Officials: Terry Oglesby, Garrick Shannon, William Covington

Saint Joseph's - 88 Record: 3-2

NO. Name	Min	FG M-A	3P M-A	FT M-A	Rebounds OR DR TOT	Fouls PF D	TP	AS	TO	ST	Blocks BS BA	+/-
13 Rasheer Fleming	F 18:31	3-8	0-2	0-2	4 5 9	3 1	6	0	3	0	0 1 0	-12
23 Anthony Finkley	F 14:10	1-6	1-5	0-0	1 1 2	1 0	3	0	0	0	0 1 0	12
2 Erik Reynolds II	G 41:48	9-17	6-12	4-4	0 3 3	0 5	28	5	2	1	0 1 0	-9
3 Cameron Brown	G 30:17	6-10	5-8	0-0	2 2 4	0 4	17	0	1	0	0 1 0	2
11 Xzavier Brown	G 37:43	6-12	3-5	2-2	0 6 6	3 1	17	6	0	3	0 2 0	-5
5 Lynn Greer III	33:52	3-11	0-1	2-2	1 4 5	3 2	8	4	4	1	0 3 0	-17
22 Christ Essandoko	31:41	4-7	0-1	1-2	4 5 9	4 1	9	2	1	0	1 0 0	-7
0 Kasper Klaczek	14:55	0-4	0-3	0-0	0 1 1	3 0	0	2	2	0	1 0 0	0
32 Charles Coleman	02:03	0-0	0-0	0-0	0 0 0	0 0	0	1	1	0	0 0 0	-4
Team					2 1 3		0		0			
Totals		32-75	15-37	9-12	14 28 42	21 10	88	20	14	5	3 8 0	-8

1st FG%	Shooting By Period	38.9%
3PT%	6-17	35.3%
FT%	9-12	75.0%
2nd FG%	15-31	48.4%
3PT%	4-10	40.0%
FT%	8-17	47.1%
1st FG%	14	25.0%
3PT%	3-8	37.5%
FT%	1-3	33.3%
2nd FG%	4-10	40.0%
FT%	4-4	100%
GM FG%	32-75	42.7%
3PT%	15-37	40.5%
FT%	9-12	75.0%

Technical Fouls:NONE

Dead Ball Rebounds: 1, 0

Kentucky - 96 Record: 4-1

NO. Name		Min	FG		3P		FT		Rebounds		Fouls		TP	AS	TO	ST	Blocks		+/-	Shooting By Period			
			M	A	M	A	M	A	OR	DR	PF	FD					BS	BA		1 <sup>st</sup>	2 <sup>nd</sup>	3 <sup>rd</sup>	
4 Tre Mitchell	F	41:24	7-15	4-10	4-6		3	3	6	2	5	22	4	0	1	1	4	2	5	1 <sup>st</sup>	FG%	14-29	48.3%
1 Justin Edwards	G	28:07	4-6	2-3	2-2		1	2	3	1	2	12	12	1	0	1	1	0	-5	3 <sup>rd</sup>	FT%	7-13	53.8%
3 Adou Thiero	G	30:40	3-6	0-1	1-4		0	5	5	2	4	7	0	0	3	0	0	0	6	3 <sup>rd</sup>	FG%	15-29	51.7%
12 Antonio Reeves	G	31:52	7-9	3-3	3-4		0	5	5	0	2	20	3	0	0	0	1	0	4	2 <sup>nd</sup>	FT%	3-7	42.9%
21 D.J. Wagner	G	35:45	7-17	1-4	7-8		1	2	3	2	4	22	6	1	1	1	1	7	0	3 <sup>rd</sup>	FG%	37-62	59.7%
0 Rob Dillingham		25:32	5-10	2-3	1-2		0	5	5	1	3	13	6	1	1	0	0	4	0	OT:FG%	4-6	66.7%	
15 Reed Sheppard		25:11	0-1	0-1	0-0		0	4	4	1	0	0	4	3	5	0	0	16	0	3 <sup>rd</sup>	FT%	2-3	66.7%
23 Jordan Burks		06:29	0-0	0-0	0-1		0	1	1	1	1	0	0	0	2	0	1	0	3	OT:FG%	9-12	75%	
Team							1	4	5		0	0							0	GM FG%	33-64	51.6%	
Totals			33-64	12-25	18-27		6	31	37	10	21	96	24	9	12	8	3	8	0	3 <sup>rd</sup>	FT%	12-25	48.0%
																			0	3 <sup>rd</sup>	FT%	18-27	66.7%
Technical Fouls: NONE																							

Technical Fouls:NONE

Dead Ball Rebounds: 6, 0

	SJU	UKY
Biggest lead	5 (1 <sup>st</sup> 18:18)	9 (2 <sup>nd</sup> 17:27)
Best Scoring Run	6 (1 <sup>st</sup> 0:41)	8 (1 <sup>st</sup> 3:55)
Lead Changes	3	
Times Tied	8	
Time with Lead	07:23	33:05

Points from	SJU	UKY
Turnovers	6	11
Paint	34	36
Second Chance	16	9
Fast Breaks	11	28
Bench	17	13

Period by Period Scoring				
	1st	2nd	OT1	TOT
SJU	38	39	11	88
UKY	41	36	19	96

## GAME 6

#16/16 KENTUCKY 118, MARSHALL 82



Official Basketball Box Score - Final  
**Marshall at Kentucky**  
11/24/23 Rupp Arena, Lexington  
2023-24 Men's Basketball

Game Time: 7:01 PM  
Game Duration: 1:54  
Attendance: 20,246

Officials: Tony Greene, Vladimir Voyard-Tadsi, Matt Jarman

Marshall - 82 Record: 3-4

NO.	Name	Min	FG M-A	3P M-A	FT M-A	REBOUNDS OR DR TOT	Fouls PF FD	TP	AS	TO	ST	Blocks BS BA	+/-	
4	Jacob Conner	F 30:26	3-9	2-6	5-6	1 3 4	0 3	13	2	6	2	0	0	-26
25	Obinna Anochili-Killen	F 37:22	10-20	2-4	0-2	3 3 6	3 2	22	1	2	1	2	1	-31
41	Nate Martin	F 33:28	6-9	0-0	2-2	5 5 10	2 2	14	3	0	1	1	2	-26
0	Kevon Voyles	G 16:35	4-6	2-3	0-1	0 2 2	2 1	10	3	2	0	0	0	-13
11	Kamdyn Curfman	G 27:25	3-10	3-10	0-0	0 1 1	0 0	9	2	2	1	0	0	-28
5	Cameron Crawford	07:27	0-4	0-1	0-0	2 0 2	0 0	0	2	2	0	0	1	-12
21	Goran Miladinovic	16:54	2-6	0-1	1-4	2 4 6	2 2	5	1	0	1	1	2	-16
14	Ryan Nutter	25:32	1-3	0-1	7-8	0 2 2	4 6	9	4	2	0	0	0	-21
0	Wyatt Fricks	04:51	0-2	0-0	0-0	0 0 0	0 0	0	0	0	0	1	0	-7
Team						4 1 5		0		0				
Totals			29-69	9-26	15-23	17 21 38	13 16	82	18	16	6	5	6	-36

Technical Fouls:NONE

Kentucky - 118 Record: 5-1

NO. Name		Min	FG M-A	3P M-A	FT M-A	Rebounds OR DR TOT	Fouls PF FD	TP	AS	TO	ST	Blocks BS BA	+/-	
4 Tre Mitchell	F	27:44	8-15	1-4	1-1	1 3 4	3 1	18	4	1	1	1	0	28
1 Justin Edwards	G	20:53	3-6	3-4	1-2	0 2 2	2 2	10	0	0	1	1	1	13
3 Adou Thiero	G	23:21	3-6	0-1	0-0	3 4 7	3 0	6	2	2	2	2	1	19
12 Antonio Reeves	G	30:16	8-13	5-7	2-2	2 4 6	4 1	23	2	2	0	0	1	27
21 D.J. Wagner	G	25:49	10-14	2-5	6-7	0 1 1	3 4	28	5	1	3	1	1	25
0 Rob Dillingham		24:27	7-8	2-2	0-1	1 4 5	2 2	16	8	2	1	0	0	30
15 Reed Sheppard		26:16	4-6	2-3	2-2	0 7 7	1 1	12	6	1	2	0	0	26
23 Jordan Burks		14:23	1-4	0-0	0-0	2 3 5	1 2	2	0	0	1	1	1	11
20 Joey Hart		03:23	1-2	1-1	0-0	0 0 0	0 0	3	0	0	0	0	0	1
13 Grant Darbyshire		00:52	0-0	0-0	0-0	0 0 0	0 0	0	0	0	0	0	0	0
14 Brennan Canada		00:52	0-0	0-0	0-0	0 0 0	0 0	0	0	0	0	0	0	0
22 Walker Horn		00:52	0-0	0-0	0-0	0 0 0	0 0	0	0	0	0	0	0	0
25 Kareem Watkins		00:52	0-0	0-0	0-0	0 0 0	0 0	0	1	0	0	0	0	0
Team						1 1 2		0		0				
Totals			45-74	16-27	12-15	10 27 37	16 13	118	27	9	11	6	5	36

Technical Fouls:NONE

	MAR	UKY
Biggest lead	2 (1 <sup>st</sup> 18:34)	41 (2 <sup>nd</sup> 5:47)
Best Scoring Run	6 (1 <sup>st</sup> 14:06)	10 (1 <sup>st</sup> 15:30)
Lead Changes	2	
Times Tied	0	
Time with Lead	01:18	38:07

Points from	MAR	UKY
Turnovers	8	22
Paint	28	48
Second Chance	14	13
Fast Breaks	2	16
Bench	14	33

Period by Period Scoring			
	1st	2nd	TOT
MAR	41	41	82
UKY	69	49	118

## GAME 7

#12/12 KENTUCKY 95, #8/8 MIAMI 73



Official Basketball Box Score - Final  
**Miami (FL) at Kentucky**  
11/28/23 Rupp Arena, Lexington  
2023-24 Men's Basketball

Game Time: 7:31 PM  
Game Duration: 2:05  
Attendance: 20,119

Officials: Pat Adams, K.B. Burdett, Jr., Byron Jarrett

Miami (FL) - 73 Record: 5-1

NO.	Name	Min	FG	3P	FT	Rebounds		Fouls	TP	AS	TO	ST	Blocks		+/-	Shooting By Period		
			M-A	M-A	M-A	OR	DR	TOT	PF	FD	BS	BA	1st FG	1st FT		1st %		
15	Norchad Omier	F 18:50	6-10	1-1	7-7	3	3	6	5	7	20	0	3	0	0	0	-5	1st FG 3PT% 4-11 36.4%
0	Matthew Cleveland	G 27:18	2-3	1-1	0-2	0	0	0	1	1	5	0	2	1	1	0	-20	1st FT 5-6 82.5%
4	Bensley Joseph	G 20:37	2-5	0-2	0-0	0	1	1	3	0	4	1	2	2	0	1	-27	2nd FG 12-28 42.9%
5	Wooga Poplar	G 30:32	7-13	0-2	5-8	6	0	16	1	6	19	1	1	2	0	0	-37	3PT% 1-9 12.5%
24	Nijel Pack	G 25:32	1-6	0-3	0-0	0	1	1	0	1	2	3	3	0	0	2	-25	FT% 11-13 84.6%
1	Michael Nwoko	18:26	3-6	0-1	2-2	3	3	6	2	2	8	0	2	0	0	0	-12	GM FG% 26.59 44.1%
7	Kyshawn George	22:41	2-7	1-5	0-0	0	2	2	1	0	5	2	1	0	0	0	9	3PT% 5-19 26.3%
23	AJ Casey	10:54	0-3	0-0	0-0	2	2	4	1	0	0	0	1	0	0	1	-13	FT 16-21 76.2%
3	Christian Watson	15:57	3-5	2-3	2-2	0	3	3	0	1	10	1	0	0	0	1	7	Dead Ball Rebounds: 3.0
13	Jakai Robinson	04:41	0-0	0-0	0-0	0	0	0	0	0	0	0	0	0	0	0	7	
10	Paul Djobet	04:32	0-1	0-1	0-0	0	1	1	0	0	0	0	0	0	0	0	6	
Team						2	1	3	0	0	0	0	0	0	0	0		
Totals			26-59	5-19	16-21	12	23	35	15	18	73	8	15	5	1	5	-22	

Technical Fouls:NONE

Kentucky - 95 Record: 6-1

NO. Name		Min	FG		3P		FT		Rebounds		Fouls		TP	AS	TO	ST	Blocks		+/-	Shooting By Period		
			M-A	P-A	M-A	P-A	OR	DR	OT	PF	FD	BS					BA	1st		FG	3PT	
4	Tre Mitchell	F 33:30	5-8	1-4	3-4	1	4	5	4	3	3	14	7	3	1	2	0	21	1st	FG	17-32	53.1%
1	Justin Edwards	G 28:23	5-7	0-1	1-3	2	1	3	3	3	11	0	0	0	2	0	0	19	3PT	2-10	20.0%	
3	Adou Thiero	G 28:13	4-5	0-0	1-1	1	5	6	3	2	9	3	2	0	1	1	18	FT	6-9	66.7%		
12	Antonio Reeves	G 37:37	7-12	1-3	3-4	2	3	5	1	4	8	1	1	1	0	0	21	2nd	FG	20-30	66.7%	
21	D.J. Wagner	G 10:18	1-3	0-2	3-4	0	0	0	0	4	2	5	1	0	0	0	18	3PT	7-11	63.6%		
0	Rob Dillingham	22:18	5-12	2-2	0-0	0	5	5	4	0	12	9	0	2	0	0	5	FT	6-8	75%		
15	Reed Sheppard	30:26	8-13	5-9	0-0	0	5	5	2	0	21	4	1	3	1	0	35	GMFG	9-22	40.9%		
23	Jordan Burks	09:15	2-2	0-0	1-1	0	0	0	1	1	5	1	0	0	0	0	3	3PT	12-17	70.6%		
Team						0	0	0			0			1				Dead Ball Rebounds: 1.0				
Totals			37-62	9-21	12-17	6	23	29	18	15	95	26	8	9	5	1	22	Technical Fouls:NONE				

Technical Fouls:NONE

	UM	UKY
Biggest lead	6 (1 <sup>st</sup> 7:49)	29 (2 <sup>nd</sup> 4:49)
Best Scoring Run	13 (1 <sup>st</sup> 7:49)	10 (2 <sup>nd</sup> 19:43)
Lead Changes	3	
Times Tied	3	
Time with Lead	09:54	28:37

Points from	UM	UKY
Turnovers	9	16
Paint	32	48
Second Chance	16	9
Fast Breaks	7	23
Bench	23	38

Period by Period Scoring			
	1st	2nd	TOT
UM	37	36	73
UKY	42	53	95

## GAME 8

UNC WILMINGTON 80, #12/12 KENTUCKY 73



Official Basketball Box Score - Final  
**UNCW at Kentucky**  
12/02/23 Rupp Arena, Lexington  
2023-24 Men's Basketball

Game Time: 4:00 PM  
Game Duration: 2:12  
Attendance: 19,990

Officials: Olandis Poole, Enrol Lewis, Brian Dorsey

UNCW - 80 Record: 6-2

NO.	NAME	MIN	M-A	M-A	M-A	OR	DR	TOT	PF	FD	TP	AS	TO	ST	BS	BA	+/-
21	Khamari McGriff	F 13:56	0-1	0-0	0-0	1	0	1	2	0	0	0	0	0	0	0	4
1	Donovan Newby	G 25:44	5-8	3-6	2-2	0	1	1	0	3	15	1	1	0	0	0	14
2	Shyheim Phillips	G 22:29	5-10	0-2	3-4	1	5	6	4	4	13	4	2	1	0	0	2
3	Maleeck Harden-Hayes	G 20:47	1-4	1-4	0-0	0	5	5	2	0	3	0	3	0	0	0	10
5	Noah Ross	G 12:47	1-2	1-1	0-0	1	3	4	2	0	3	0	0	0	0	0	0
4	KJ Jenkins	22:30	4-13	3-9	0-0	1	4	5	2	0	11	2	1	1	0	1	-2
0	Nolan Hodge	15:58	1-4	1-5	0-1	0	2	2	0	1	3	1	0	2	0	1	-3
13	Trazarian White	30:28	9-16	1-1	8-13	4	6	10	3	20	0	1	0	0	0	0	7
2	Demar Pughan-Mayes	10:01	1-3	0-0	0-0	0	0	0	0	0	1	2	0	0	0	0	0
30	Nick Farrar	04:25	0-0	0-0	0-0	0	0	0	0	0	0	0	1	0	0	0	2
23	Eric Van Der Heijden	20:17	1-2	1-2	0-0	0	2	2	4	0	3	0	0	1	0	0	-1
Team						1	2	3			0		1				
Totals			28:65	11-31	13-20	9	31	40	21	19	80	8	12	6	0	4	7
Technical Fouls: none																	

# BOX SCORES

## GAME 9

#16/17 KENTUCKY 81, PENN 66



Official Basketball Box Score - Final  
**Penn at Kentucky**  
12/09/23 Wells Fargo Center, Philadelphia  
2023-24 Men's Basketball

Game Time: 12:00 PM  
Game Duration: 1:46  
Attendance: 9,007

Officials: Joe Lindsay, Rob Rourke, Chucky Jones

Penn - 66

Record: 6-5

NO. Name	Min	FG M-A	3P M-A	FT M-A	Rebounds OR DR TOT	Fouls PF FD	TP	AS	TO	ST	Blocks BS BA	+/-	
13 Nick Spinoso	C 34:02	4-5	0-0	2-5	0 9 9	1 8	10	5	1	4	0	-6	
0 Clark Slajchert	G 40:00	8-14	1-4	0-0	1 1 2	0 1	17	4	6	1	0	-15	
4 Tyler Perkins	G 34:04	6-17	3-9	0-0	2 2 4	2 0	15	1	1	2	0	-8	
11 Sam Brown	G 36:18	4-11	4-9	0-0	1 5 6	3 0	12	5	1	0	0	-16	
40 George Smith	G 28:08	2-5	1-4	2-2	0 4 4	5 2	7	3	0	2	0	-10	
10 Ed Holland III	06:31	0-1	0-0	1-2	0 2 2	0 1	1	0	0	0	0	-5	
25 Augustus Gerhart	05:58	0-0	0-0	0-0	1 1 2	1 0	0	0	2	0	0	-9	
15 Andrew Laczkowski	11:07	2-3	0-1	0-0	1 0 1	1 0	4	0	0	2	0	-3	
5 Cam Thrower	03:53	0-1	0-1	0-0	0 0 0	1 0	0	0	0	0	0	-3	
Team					0 2 2		0		0				
Totals		26-57	9-28	5-9	5 26 31	15 13	66	18	15	8	4	5	-15

Technical Fouls: 0

Technical Fouls:NONE

Shooting By Period		
1 <sup>st</sup> FG%	13-33	39.4%
3PT%	2-12	16.7%
FT%	1-2	50%
2 <sup>nd</sup> FG%	13-24	54.2%
3PT%	7-16	43.8%
FT%	4-7	57.1%
GM FG%	26-57	45.6%
3PT%	9-28	32.1%
FT%	5-9	55.6%

Dead Ball Rebounds: 2, 0

Kentucky - 81

Record: 7-2

NO. Name	Min	FG M-A	3P M-A	FT M-A	Rebounds OR DR TOT	Fouls PF FD	TP	AS	TO	ST	Blocks BS BA	+/-	
4 Tre Mitchell	F 35:40	2-7	0-2	0-0	0 9 9	2 4	4	4	3	0	1	0	16
1 Justin Edwards	G 14:21	3-5	0-0	0-0	1 2 3	4 0	6	0	0	0	0	0	-2
3 Adou Thiero	G 14:38	3-5	0-0	0-0	2 0 2	1 0	6	0	1	2	0	0	-3
12 Antonio Reeves	G 26:11	7-13	2-6	0-1	2 1 3	2 3	16	1	1	0	0	0	-11
21 D.J. Wagner	G 30:15	4-9	1-2	0-0	0 1 1	0 1	9	7	2	1	0	1	11
0 Rob Dillingham	22:23	6-14	3-5	2-3	0 3 3	0 2	17	1	3	2	0	1	9
15 Reed Sheppard	27:25	2-4	1-3	1-2	1 4 5	1 2	6	3	0	3	1	0	16
2 Aaron Bradshaw	29:07	7-12	1-2	2-4	5 6 11	3 3	17	0	0	1	3	2	17
Team					2 2 4		0		0				
Totals		34-69	8-20	5-10	13 28 41	13 15	81	16	10	9	5	4	15

Technical Fouls: NONE

Technical Fouls:NONE

Shooting By Period		
1 <sup>st</sup> FG%	17-36	47.2%
3PT%	4-9	44.4%
FT%	1-2	50%
2 <sup>nd</sup> FG%	17-33	51.5%
3PT%	4-11	36.4%
FT%	4-8	50%
GM FG%	34-69	49.3%
3PT%	8-20	40.0%
FT%	5-10	50.0%

Dead Ball Rebounds: 1, 0

	PENN	KEN
Biggest lead	0 (1 <sup>st</sup> 20:00)	17 (2 <sup>nd</sup> 0:27)
Best Scoring Run	8 (2 <sup>nd</sup> 19:44)	10 (1 <sup>st</sup> 2:53)
Lead Changes	0	
Times Tied	2	
Time with Lead	00:00	37:41

Points from	PENN	KEN
Turnovers	5	22
Paint	32	42
Second Chance	6	16
Fast Breaks	2	14
Bench	5	40

Period by Period Scoring			
	1st	2nd	TOT
PENN	29	37	66
KEN	39	42	81

## GAME 11

#9/9 KENTUCKY 95, LOUISVILLE 76



Official Basketball Box Score - Final  
**Kentucky at Louisville**  
12/21/23 KFC Yum! Center, Louisville  
2023-24 Men's Basketball

Game Time: 6:01 PM  
Game Duration: 2:10  
Attendance: 17,293

Officials: Ron Groover, Lee Cassell, Pat Adams

Kentucky - 95

Record: 9-2

NO. Name		Min	FG M-A	3P M-A	FT M-A	Rebounds OR DR TOT	Fouls PF FD	TP	AS	TO	ST	Blocks BS BA	+/-	
2 Aaron Bradshaw	F	20:56	1-2	0-0	0-0	3 1 4	4 2	2	0	1	0	1	0	5
4 Tre Mitchell	F	30:02	7-13	4-7	0-0	2 10 12	3 2	18	1	2	2	0	0	8
1 Justin Edwards	G	23:48	6-10	1-3	0-0	3 4 7	4 1	13	1	2	2	0	0	14
12 Antonio Reeves	G	30:19	10-16	4-5	6-7	1 0 1	2 4	30	2	1	2	0	1	19
21 D.J. Wagner	G	18:24	1-6	0-2	0-0	0 1 1	2 0	2	1	1	0	0	0	-4
0 Rob Dillingham		21:23	5-9	0-2	2-3	1 1 2	2 1	12	2	1	1	1	0	10
15 Reed Sheppard		26:57	3-6	2-3	3-4	0 4 4	1 2	11	1	2	2	0	0	27
3 Adou Thiero		13:25	2-4	1-2	2-2	1 3 4	1 1	7	0	1	0	1	0	1
33 Ugonna Onyenso		07:38	0-1	0-0	0-0	0 2 2	0 0	0	0	0	0	2	1	11
23 Jordan Burks		03:04	0-0	0-0	0-0	0 0 0	2 0	0	1	0	0	0	0	-5
14 Brennan Canada		00:52	0-0	0-0	0-0	0 0 0	0 0	0	0	0	0	0	0	-3
20 Joey Hart		00:52	0-0	0-0	0-0	0 0 0	0 0	0	0	1	0	0	0	-3
22 Walker Horn		00:52	0-0	0-0	0-0	0 0 0	0 0	0	0	0	0	0	0	-2
25 Kareem Watkins		00:52	0-1	0-1	0-0	0 0 0	0 0	0	0	0	0	0	0	-3
13 Grant Darbyshire		00:36	0-0	0-0	0-0	0 0 0	0 0	0	0	0	0	0	0	-1
Team						0 0 0		0		1				
Totals			35-68	12-25	13-16	11 26 37	21 13	95	19	13	9	8	2	19

Technical Fouls:Edwards 2<sup>nd</sup>6:20

Shooting By Period		
1 <sup>st</sup> FG%	19-35	54.3%
3PT%	8-15	53.3%
FT%	7-9	77.8%
2 <sup>nd</sup> FG%	16-33	48.5%
3PT%	4-10	40.0%
FT%	6-7	85.7%
GM FG%	35-68	51.5%
3PT%	12-25	48.0%
FT%	13-16	81.3%

Dead Ball Rebounds: 1, 0

Louisville - 76

Record: 5-7

NO. Name	Min	FG M-A	3P M-A	FT M-A	OR DR	Reb TOT	Fouls PF	TP	AS	TO	ST	Blocks BS BA	+/-	
0 Mike James	F 33:42	2-11	1-4	7-8	1	5 6	4 4	12	2	1	2	0	0	-21
5 Brandon Huntley-Hatfield	F 33:39	8-8	0-0	0-0	3	8 11	1 1	0	0	2	1	0	0	-17
4 Ty-Laur Johnson	G 21:46	0-6	0-2	2-2	0	0 0	4 3	2	4	4	1	0	0	-18
22 Tre White	G 25:48	4-8	1-2	2-3	1	1 2	3 2	11	2	2	0	1	0	-7
55 Skyy Clark	G 35:38	6-11	2-5	6-11	1	0 1	2 5	20	5	3	1	0	0	-15
1 Curtis Williams	21:36	2-8	0-3	1-2	0	2 2	0 1	5	0	0	0	0	0	-24
10 Kaleb Glenn	11:31	0-2	0-0	0-0	0	4 4	0 0	0	0	0	0	0	0	-2
34 Emmanuel Okorator	06:21	2-3	0-0	1-2	1	2 3	0 2	5	0	0	0	1	1	-2
13 Danilo Jovanovich	05:35	1-1	0-0	1-1	0	1 1	0 2	3	0	0	0	0	0	2
15 Hercy Miller	01:46	0-1	0-1	2-2	0	0 0	0 1	2	1	1	1	0	0	1
23 Alexander Payne	01:46	0-0	0-0	0-0	0	0 0	0 0	0	0	0	0	0	0	1
33 Aidan McCool	00:52	0-0	0-0	0-0	0	0 0	0 0	0	0	0	0	0	0	3
Team					5	0 5		0		0				
Totals		25-59	4-17	22-31	12	23 35	14 20	76	14	13	6	2 8	-19	

Technical Fouls:Johnson 2<sup>nd</sup>18:34

Shooting By Period		
1 <sup>st</sup> FG%	12-26	46.2%
3PT%	2-8	25.0%
FT%	7-13	53.8%
2 <sup>nd</sup> FG%	13-33	39.4%
3PT%	2-9	22.2%
FT%	15-18	83.3%
GM FG%	25-59	42.4%
3PT%	4-17	23.5%
FT%	22-31	71.0%

Dead Ball Rebounds: 5, 1

	KEN	LOU
Biggest lead	26 (2 <sup>nd</sup> 17:36)	5 (1 <sup>st</sup> 17:48)
Best Scoring Run	12 (2 <sup>nd</sup> 18:34)	7 (2 <sup>nd</sup> 14:57)
Lead Changes	7	
Times Tied	4	
Time with Lead	33:14	04:31

Points from	KEN	LOU
Turnovers	19	13
Paint	40	26
Second Chance	15	10
Fast Breaks	11	2
Bench	30	15

Period by Period Scoring			
	1st	2nd	TOT
KEN	53	42	95
LOU	33	43	76

## GAME 10

#14/15 KENTUCKY 87, #9/9 NORTH CAROLINA 83



Official Basketball Box Score - Final  
**North Carolina at Kentucky**  
12/16/23 State Farm Arena, Atlanta  
2023-24 Men's Basketball

Game Time: 5:30 PM  
Game Duration: 2:25  
Attendance: 17,059

Officials: Kely Pfeifer, Courtney Green, Patrick Evans

North Carolina - 83

Record: 7-3

NO. Name	Min	FG M-A	3P M-A	FT M-A	Rebounds OR DR TOT	Fouls PF FD	TP	AS	TO	ST	Blocks BS BA	+/-	
5 Armando Bacot	F 31:10	3-4	0-0	3-4	2 4 6	4 5	9	0	6	1	1	0	-2
55 Harrison Ingram	F 33:36	4-10	0-3	2-4	1 3 4	2 3	10	3	1	3	2	2	-15
2 Elliot Cadeau	G 18:03	1-2	0-0	1-2	0 1 1	4 1	3	3	2	0	0	0	-14
3 Cormac Ryan	G 33:14	8-12	4-7	0-0	0 4 4	1 0	20	0	2	1	0	0	-2
4 RJ Davis	G 37:34	8-18	3-9	8-9	2 5 7	3 4	27	4	5	0	0	4	-4
8 Paxson Wojcik	02:13	1-1	0-0	0-0	0 0 0	2 1	2	0	0	0	0	0	-3
24 Jae'Lyn Withers	18:54	1-4	0-2	2-2	0 3 3	2 1	4	2	1	2	2	0	13
13 Jalen Washington	07:46	0-2	0-1	2-2	0 1 1	1 3	2	2	0	0	0	0	-5
7 Seth Trimble	15:40	1-4	1-2	3-4	0 3 3	0 2	6	0	0	0	0	2	10
1 Zayden High	01:51	0-0	0-0	0-0	0 1 1	1 0	0	0	0	0	0	0	3
					1 1 2		0	0					
Totals		27-57	8-24	21-27	6 26 32	22 19	83	12	17	7	5	9	-4

Technical Fouls:NONE

Shooting By Period		
1 <sup>st</sup> FG%	13-31	41.9%
3PT%	4-13	30.8%
FT%	8-11	72.7%
2 <sup>nd</sup> FG%	14-26	53.8%
3PT%	4-11	36.4%
FT%	13-16	81.3%
GM FG%	27-57	47.4%
3PT%	8-24	33.3%
FT%	21-27	77.8%

Dead Ball Rebounds: 3, 0

Kentucky - 87

Record: 9-2

NO. Name	Min	FG M-A	3P M-A	FT M-A	Rebounds OR DR TOT	Fouls PF FD	TP	AS	TO	ST	Blocks BS BA	+/-
2 Aaron Bradshaw	F 20:38	4-6	1-1	3-5	3 0 3	4 3	12	0	2	2	0 0	9
4 Tre Mitchell	F 32:32	3-5	1-3	1-2	2 3 5	2 5 8	8	2	2	0	0 0	7
1 Justin Edwards	G 12:34	3-9	0-1	2-2	4 2 6	0 1 8	1	1	0	0	1 0	3
12 Antonio Reeves	G 22:54	2-9	1-3	4-4	1 3 4	1 3 9	9	1	1	1	1 1	1
21 D.J. Wagner	G 34:51	6-14	2-4	0-1	2 3 4	2 1 14	5	2	1	0	2 0	-7
0 Rob Dillingham	24:47	6-16	1-6	4-6	0 3 3	4 6 17	1	1	1	1	0 0	7
15 Reed Sheppard	24:53	4-9	1-3	2-2	1 5 6	1 1 11	2	3	2	1	0 8	0
3 Adou Thiero	17:04	2-4	1-2	2-2	0 1 1	3 1 7	2	1	0	4	0 4	5
33 Ugonna Oryenso	09:46	0-0	0-0	1-2	0 1 1	2 1 1	1	1	0	0	3 0	-13
Team					5 2 7		0	1	0	0		
Totals		30-72	8-23	19-26	18 24 42	20 22 87	15	14	7	9	5 4	4

## BOX SCORES

GAME 13  
#6/6 KENTUCKY 87, FLORIDA 85

Official Basketball Box Score - Final  
**Kentucky at Florida**  
01/06/24 Exactech Arena at Stephen C. O'Connell Center, Gainesville  
2023-24 Men's Basketball

Officials: Terry Oglesby, Olands Poole, Vladimir Voyard-Tadai

Game Time: 12:30 PM  
Game Duration: 2:16  
Attendance: 10,106

Kentucky - 87

Record: 11-2 (1-0)

NO.	Name	Min	FG M-A	3P M-A	FT M-A	Rebounds OR DR TOT	Fouls PF FD	TP	AS	TO	ST	Blocks BS BA	+/-							
2	Aaron Bradshaw	F 25:05	3-7	1-2	3-6	2 5 7	1 3 10	0	0	0	2	1 1	1							
4	Tre Mitchell	F 34:57	5-12	0-2	2-3	1 9 10	3 12	0	1	2	0	0	2							
1	Justin Edwards	G 18:27	3-6	0-0	0-0	0 2 2	3 2 6	0	0	0	1	0	11							
12	Antonio Reeves	G 27:06	8-16	2-7	1-2	1 1 2	2 2 19	0	2	0	1	1 1	17							
21	D.J. Wagner	G 36:02	6-10	1-2	1-1	0 3 3	1 2 14	3	1	1	0	0	1							
0	Rob Dillingham	17:38	2-7	0-4	2-2	0 1 1	1 1 6	1	4	0	0	0	-21							
15	Reed Sheppard	24:27	2-4	1-3	9-11	0 5 5	3 6 14	2	1	0	0	0	5							
33	Ugonna Onyenso	14:57	2-6	0-0	2-3	1 4 5	2 2 6	0	0	0	0	0	1 4							
23	Jordan Burks	01:21	0-0	0-0	0-0	0 0 0	1 0 0	0	0	0	0	0	-8							
Team						3 2 5	0	0												
Totals						31-68	5-20	20-28	8	32	40	17	23	87	6	9	6	2	3	2
Technical Fouls: NONE																				

Technical Fouls: NONE

Shooting By Period		
1 <sup>st</sup> FG%	15-32	46.9%
3PT%	1-10	10.0%
FT%	6-8	75%
2 <sup>nd</sup> FG%	16-36	44.4%
3PT%	4-10	40.0%
FT%	14-20	70%
GM FG%	31-68	45.6%
3PT%	5-20	25.0%
FT%	20-28	71.4%

Dead Ball Rebounds: 5, 1

Florida - 85

Record: 10-4 (0-1)

NO.	Name		Min	FG M-A	3P M-A	FT M-A	Reb OR DR TOT	Fouls PF FD	TP	AS	TO	ST	Blocks BS BA	+/-				
4	Tyrese Samuel	F	27:31	1-6	0-1	1-3	1	6	7	1	2	3	2	1	2	0	-11	
3	Micah Handlogten	C	16:40	3-4	0-0	0-2	6	6	12	3	1	6	0	3	0	2	-3	
0	Zyon Pullin	G	34:16	9-15	2-4	3-4	0	3	3	2	3	23	3	1	1	0	5	
1	Walter Clayton Jr.	G	34:16	7-17	3-11	6-7	0	4	4	2	4	23	3	0	1	0	-4	
5	Will Richard	G	22:16	0-8	0-7	2-2	0	1	1	0	2	2	0	1	1	1	-13	
2	Riley Kugel		22:49	5-10	2-4	3-6	2	2	4	5	3	15	0	3	2	0	11	
21	Alex Condon		22:35	3-6	1-2	3-5	0	4	4	4	2	10	2	1	0	0	1	5
10	Thomas Haugh		18:48	0-1	0-1	0-0	1	3	4	4	0	0	0	0	1	0	0	-1
11	Denzel Aberdeen		06:48	1-1	1-1	0-0	0	0	1	1	2	0	3	1	1	0	0	-1
Team							1	2	3		0	0						
Totals				29-68	9-31	18-29	11	32	43	23	17	85	11	11	8	3	2	-2

Technical Fouls: NONE

Shooting By Period		
1 <sup>st</sup> FG%	17-38	44.7%
3PT%	9-20	40.0%
FT%	3-8	37.5%
2 <sup>nd</sup> FG%	12-30	40.0%
3PT%	1-11	9.1%
FT%	15-21	71.4%
GM FG%	29-68	42.6%
3PT%	9-31	29.0%
FT%	18-29	62.1%

Dead Ball Rebounds: 6, 0

	UK	UF
Biggest lead	5 (2 <sup>nd</sup> 0:35)	11 (1 <sup>st</sup> 2:10)
Best Scoring Run	7 (2 <sup>nd</sup> 15:22)	9 (2 <sup>nd</sup> 12:11)
Lead Changes	4	
Times Tied	7	
Time with Lead	05:25	28:35

Points from	UK	UF
Turnovers	15	6
Paint	40	36
Second Chance	13	16
Fast Breaks	19	12
Bench	26	28

Period by Period Scoring			
	1st	2nd	TOT
UK	37	50	87
UF	45	40	85

GAME 14  
#6/6 KENTUCKY 90, MISSOURI 70

Official Basketball Box Score - Final  
**Missouri at Kentucky**  
01/09/24 Rupp Arena, Lexington  
2023-24 Men's Basketball

Game Time: 7:00 PM  
Game Duration: 2:08  
Attendance: 20,086

Officials: Joe Lindsay, Byron Jarrett, Jeb Hartness

Missouri - 77

Record: 8-7 (0-2)

No.	Name	Min	FG M-A	3P M-A	FT M-A	OR Reb	DR Tot	PF Fouls	TP	AS	TO	ST	BS Blocks	+/-			
23	Aidan Shaw	F 15:44	1-3	0-1	0-0	1	1	2	1	0	2	0	0	2	-17		
35	Noah Carter	F 29:52	6-12	3-7	5-7	0	3	3	2	5	20	0	1	2	-4		
2	Tamar Bates	G 28:33	6-12	2-6	4-4	2	1	3	3	18	3	4	0	1	0	-8	
10	Nick Honor	G 34:09	2-10	2-8	2-2	0	0	0	3	3	8	2	2	1	0	-18	
55	Sean East II	G 32:20	7-12	1-2	4-5	0	4	4	3	19	4	1	2	0	0	-7	
4	Curt Lewis	06:10	0-4	0-3	0-0	0	2	2	2	0	0	0	0	0	0	-6	
13	Jesus Carralero Martin	18:58	2-4	0-0	0-0	0	2	2	4	0	4	4	1	0	1	0	-9
75	Connor Vanover	13:48	2-4	0-1	0-0	1	3	4	1	1	4	1	0	1	2	0	-8
45	Mabor Majak	08:01	0-0	0-0	0-2	0	1	1	1	1	0	0	1	0	0	0	8
5	John Tonje	11:47	0-0	0-0	2-2	0	2	2	2	1	2	0	1	0	0	0	8
12	Jackson Francis	00:41	0-0	0-0	0-0	0	0	0	0	0	0	0	0	0	0	0	8
Team						2	2	4		0	0						
Totals			26-61	8-28	17-22	6	21	27	22	17	77	14	11	6	6	3	-13

Technical Fouls: NONE

Shooting By Period		
1 <sup>st</sup> FG%	17-31	54.8%
3PT%	6-13	46.2%
FT%	2-6	33.3%
2 <sup>nd</sup> FG%	9-30	30.0%
3PT%	2-15	13.3%
FT%	15-16	93.8%
GM FG%	26-61	42.6%
3PT%	8-28	28.6%
FT%	17-22	77.3%

Dead Ball Rebounds: 1, 0

Kentucky - 90

Record: 12-2 (2-0)

No.	Name	Min	FG M-A	3P M-A	FT M-A	Rebounds OR DR TOT	Fouls PF FD	TP	AS	TO	ST	Blocks BS BA	+/-				
2	Aaron Bradshaw	F 30:05	5-9	0-1	0-0	0	6	6	3	1	10	1	0	0	0	9	
4	Tre Mitchell	F 39:38	6-11	2-6	6-6	2	12	14	2	4	20	3	2	0	2	0	13
1	Justin Edwards	G 20:12	2-7	0-3	0-1	1	1	2	3	2	4	0	1	1	0	1	4
12	Antonio Reeves	G 29:18	3-9	0-5	8-8	0	6	6	3	6	14	1	1	1	0	0	9
21	D.J. Wagner	G 29:56	5-8	1-2	5-7	0	1	1	0	3	16	3	3	0	0	2	9
0	Rob Dillingham	18:55	6-7	3-3	8-10	0	2	2	4	5	23	2	3	2	0	0	9
15	Reed Sheppard	23:04	1-4	1-3	0-0	0	0	0	2	1	3	4	0	2	0	2	5
33	Ugonna Onyenso	08:30	0-1	0-0	0-0	1	2	3	0	0	0	0	0	1	1	1	7
23	Jordan Burks	00:22	0-0	0-0	0-0	0	0	0	0	0	0	0	0	0	0	0	0
Team						5	3	8		0	1						
Totals			28-56	7-23	27-32	9	33	42	17	22	90	14	13	6	3	6	13
Technical Fouls: NONE																	

Technical Fouls: NONE

Shooting By Period		
1 <sup>st</sup> FG%	15-32	46.9%
3PT%	5-15	33.3%
FT%	12-13	92.3%
2 <sup>nd</sup> FG%	13-24	54.2%
3PT%	2-8	25.0%
FT%	15-19	78.9%
GM FG%	28-56	50.0%
3PT%	7-23	30.4%
FT%	27-32	84.4%

Dead Ball Rebounds: 3, 0

	MIZ	UKY
Biggest lead	2 (1 <sup>st</sup> 18:31)	15 (2 <sup>nd</sup> 0:51)
Best Scoring Run	10 (1 <sup>st</sup> 7:05)	7 (1 <sup>st</sup> 15:00)
Lead Changes	2	
Times Tied	4	
Time with Lead	00:57	37:42

Points from	MIZ	UKY
Turnovers	4	16
Paint	24	28
Second Chance	6	9
Fast Breaks	15	15
Bench	10	26

Period by Period Scoring			
	1st	2nd	TOT
MIZ	42	35	77
UKY	47	43	90

GAME 15  
TEXAS A&M 97, #6/6 KENTUCKY 92 OT

Official Basketball Box Score - Final  
**Kentucky at Texas A&M**  
01/13/24 Reed Arena, Bryan-College Station  
2023-24 Men's Basketball

Game Time: 1:00 PM  
Game Duration: 2:40  
Attendance: 5,540

Officials: Pat Adams, K.B. Burdett, Patrick Evans

Kentucky - 92

Record: 12-3 (2-1)

NO.	Name	Min	FG M-A	3P M-A	FT M-A	Rebounds OR DR TOT	Fouls PF FD	TP	AS	TO	ST	Blocks BS BA	+/-				
2	Aaron Bradshaw	F 06:20	0-1	0-1	0-0	1	0	1	4	0	2	0	0	0	-1		
4	Tre Mitchell	F 44:10	3-13	1-6	1-2	8	5	13	2	3	8	6	3	0	1	2	-5
1	Justin Edwards	G 22:11	3-6	2-2	0-0	2	2	4	0	0	8	1	0	1	1	1	-1
12	Antonio Reeves	G 31:25	7-15	5-10	3-4	0	6	6	3	3	22	1	2	0	1	0	-6
21	D.J. Wagner	G 31:29	7-15	1-5	3-5	0	2	2	3	4	18	4	2	1	0	1	-5
33	Ugonna Onyenso	31:13	3-5	0-0	1-2	3	7	10	2	3	7	0	0	0	5	1	-4
0	Rob Dillingham	24:03	6-15	3-10	0-0	0	0	0	3	1	15	4	2	1	0	2	-10
15	Reed Sheppard	32:44	3-5	3-5	4-6	2	4	6	4	4	13	3	2	1	0	0	4
23	Jordan Burks	01:25	0-1	0-0	1-2	0	0	0	0	1	1	1	0	0	0	0	3
Team						1	3	4				0	0				
Totals			32-76	15-39	13-21	17	29	46	21	19	92	22	11	6	9	7	-5
														Technical Fouls:NON			

Technical Fouls: NONE

Shooting By Period		
1 <sup>st</sup>	FG%	17-33 51.5%
	3PT%	8-17 47.1%
	FT%	3-5 60%
2 <sup>nd</sup>	FG%	15-35 42.9%
	3PT%	7-19 36.8%
	FT%	7-11 63.6%
3 <sup>rd</sup>	OT FG%	0-8 0.0%
	3PT%	0-3 0.0%
	FT%	3-5 60%
GM FG%		32-76 42.1%



## BOX SCORES

GAME 17  
#8/10 KENTUCKY 105, GEORGIA 96

Official Basketball Box Score - Final  
**Georgia at Kentucky**  
01/20/24 Rupp Arena, Lexington  
2023-24 Men's Basketball

Game Time: 6:00 PM  
Game Duration: 2:12  
Attendance: 20,283

Officials: Steven Anderson, Owen Shortt, Rob Rourke

Georgia - 96

Record: 13-5 (3-2)

NO.	Name	Min	FG M-A	3P M-A	FT M-A	Rebounds OR DR TOT	Fouls PF FD	TP	AS	TO	ST	Blocks BS BA	+/-
10	RJ Sunahara	F 09:11	2-3	0-1	0-0	0 1 1	2 0 4	0	1	0	0	0 0	3
54	Russel Tchewa	C 28:48	2-3	0-0	0-2	2 7 9	1 4 4	1	2	2	1	0 0	0
1	Jabri Abdur-Rahim	G 33:05	8-16	7-14	11-13	1 0 1	2 5 34	2	0	1	0	2 1	2
3	Noah Thomasson	G 27:25	2-10	0-4	3-3	1 2 3	0 2 7	1	1	1	0	0 0	-1
4	Silas Demary Jr.	G 34:08	6-11	0-2	10-11	0 2 2	2 7 22	4	2	2	1	1 -9	
15	RJ Melendez	19:35	6-8	0-1	0-0	0 3 3	2 1 12	0	1	1	0	0 -18	
11	Justin Hill	21:02	3-7	0-1	2-4	0 4 4	2 2 8	6	5	1	0	2 -1	
0	Blue Cain	15:34	1-2	0-1	0-0	0 1 1	1 0 2	1	0	0	1	0 -13	
23	Jalen DeLoach	06:15	1-2	0-0	0-0	0 1 1	1 0 2	1	0	0	0	0 -12	
5	Frank Anselme-Ibe	04:57	0-0	0-0	1-2	0 1 1	4 1 1	0	0	0	0	0 3	
Team						2 1 3	0	0	0	0			
Totals			31-62	7-24	27-35	6 23 29	17 22	96	16	12	8	3 6	-9

Technical Fouls: NONE

Shooting By Period		
1 <sup>st</sup>	FG%	11-29 37.9%
3PT%	3-11 27.3%	
FT%	10-14 71.4%	
2 <sup>nd</sup>	FG%	20-33 60.6%
3PT%	4-13 30.8%	
FT%	17-21 81%	
GM FG%	31-62 50.0%	
3PT%	7-24 29.2%	
FT%	27-35 77.1%	

Dead Ball Rebounds: 5, 0

Kentucky - 105

Record: 14-3 (4-1)

NO.	Name	Min	FG M-A	3P M-A	FT M-A	Rebounds OR DR TOT	Fouls PF FD	TP	AS	TO	ST	Blocks BS BA	+/-
2	Aaron Bradshaw	F 20:40	2-3	0-0	2-2	0 3 3	1 1 6	0	1	1	0	0 0	-1
4	Tre Mitchell	F 27:44	8-10	1-2	6-7	1 4 5	3 5 23	4	1	0	1	0 6	
1	Justin Edwards	G 12:38	2-6	2-4	0-0	0 3 3	5 1 6	0	0	0	0	0 0	1
12	Antonio Reeves	G 36:50	7-12	2-4	5-5	1 4 5	1 4 21	4	2	1	0	1 12	
21	D.J. Wagner	G 29:00	8-12	2-3	0-2	0 1 1	4 1 18	10	2	1	0	0 3	
0	Rob Dillingham	16:55	1-6	0-3	0-0	0 1 1	1 4 1	2	2	3	1	0 1	2
15	Reed Sheppard	25:04	4-5	4-5	0-1	0 1 1	2 12 15	3	2	0	1	0 9	
44	Zvonimir Ivisic	16:10	5-7	3-4	0-0	1 4 5	1 3 13	2	2	2	3	0 14	
33	Ugonna Onyenso	14:59	2-2	0-0	0-0	0 5 5	1 0 4	0	0	1	2	0 -1	
Team						1 1 2	0	0	0	0			
Totals			39-63	14-25	13-17	4 27 31	23 17	105	27	14	9	6 3	9

Technical Fouls: Coach 2<sup>nd</sup> 12:12; Viscic 2<sup>nd</sup> 4:46

Shooting By Period		
1 <sup>st</sup>	FG%	20-31 64.5%
3PT%	7-12 58.3%	
FT%	7-8 87.5%	
2 <sup>nd</sup>	FG%	19-32 59.4%
3PT%	7-13 53.8%	
FT%	6-9 66.7%	
GM FG%	39-63 61.9%	
3PT%	14-25 56.0%	
FT%	13-17 76.5%	

Dead Ball Rebounds: 1, 1

UGA		UKY	
Biggest lead	3 (1 <sup>st</sup> 19:46)	28 (2 <sup>nd</sup> 7:55)	
Best Scoring Run	8 (2 <sup>nd</sup> 4:58)	11 (1 <sup>st</sup> 13:20)	
Lead Changes	3		
Times Tied	2		
Time with Lead	04:59	34:11	

Points from	UGA	UKY
Turnovers	11	15
Paint	42	42
Second Chance	7	4
Fast Breaks	28	8
Bench	25	31

Period by Period Scoring			
	1st	2nd	TOT
UGA	35	61	96
UKY	54	51	105

GAME 18  
SOUTH CAROLINA 79, #6/6 KENTUCKY 62

Official Basketball Box Score - Final  
**Kentucky at South Carolina**  
01/23/24 Colonial Life Arena, Columbia  
2023-24 South Carolina Men's Basketball

Game Time: 7:00 PM  
Game Duration: 1:57  
Attendance: 18,000

Officials: K.B. Burdett Jr., Byron Jarrett, Ron Groover

Kentucky - 62

Record: 14-4 (4-2)

NO.	Name	Min	FG M-A	3P M-A	FT M-A	Rebounds OR DR TOT	Fouls PF FD	TP	AS	TO	ST	Blocks BS BA	+/-
2	Aaron Bradshaw	F 21:32	2-3	0-1	0-0	3 5 8	3 1 4	0	0	0	0	1 0	4
4	Tre Mitchell	F 34:01	5-8	1-1	2-2	2 3 5	3 3 13	2	2	0	2	0 0	-22
1	Justin Edwards	G 23:01	0-1	0-0	2-2	0 2 2	2 1 2	0	1	0	0	0 0	-5
12	Antonio Reeves	G 30:20	6-18	1-3	2-2	0 4 4	2 5 15	0	1	0	1	3 -18	
21	D.J. Wagner	G 30:13	2-10	0-1	0-0	0 0 0	1 0 4	3	1	3	0	3 -9	
0	Rob Dillingham	26:18	7-14	1-4	1-1	0 2 2	2 2 16	2	1	1	0	0 -10	
15	Reed Sheppard	14:21	1-4	1-2	0-0	0 3 3	0 0 3	0	2	1	0	0 -11	
44	Zvonimir Ivisic	10:01	1-3	0-1	1-2	0 2 2	3 2 3	0	0	0	2	0 -19	
33	Ugonna Onyenso	10:13	1-1	0-0	0-0	0 1 1	1 0 2	0	0	0	0	0 -1	
Team						5 1 6	0	0	0	0			
Totals			25-62	4-13	9-9	12 21 33	17 14	62	7	8	5	6 6	-17

Technical Fouls: NONE

Shooting By Period		
1 <sup>st</sup>	FG%	11-32 34.4%
3PT%	2-10 20.0%	
FT%	1-2 50%	
2 <sup>nd</sup>	FG%	14-30 46.7%
3PT%	2-3 66.7%	
FT%	7-7 100%	
GM FG%	25-62 40.3%	
3PT%	4-13 30.8%	
FT%	9-9 88.9%	

Dead Ball Rebounds: 0, 0

South Carolina - 79

Record: 16-3 (4-2)

NO.	Name	Min	FG M-A	3P M-A	FT M-A	Rebounds OR DR TOT	Fouls PF FD	TP	AS	TO	ST	Blocks BS BA	+/-
2	B.J. Mack	F 28:29	3-12	2-5	0-0	1 6 7	2 3 8	1	1	0	0	2 8	
30	Colin Murray-Boyles	F 29:27	2-5	0-1	2-2	4 5 9	2 1 6	5	2	2	3	0 21	
5	Mecchie Johnson	G 29:37	5-11	2-4	2-2	0 2 2	3 3 14	4	2	0	1	2 9	
12	Zachary Davis	G 24:21	2-4	1-2	0-0	1 1 2	1 1 5	3	2	2	0	0 12	
55	Talon Cooper	G 36:31	8-11	2-4	2-2	3 3 6	1 2 20	5	0	0	2	0 12	
33	Josh Gray	11:14	4-6	0-0	1-1	5 6 2	1 9 0	0	0	0	0 1	13	
1	Jacobi Wright	27:16	4-8	4-7	2-4	0 2 2	1 2 14	1	0	1	0 1	16	
4	Stephen Clark	08:11	1-2	0-0	1-3	0 0 0	2 3 1	0	0	0	0 -9		
15	Morris Ugusuk	04:54	0-1	0-1	0-0	0 0 0	0 1 0	0	0	0	0 0	3	
Team						2 0 2	0	0	2				
Totals			29-60	11-24	10-14	12 24 36	14 17	79	20	9	5	6 6	17

Technical Fouls: NONE

Shooting By Period		
1 <sup>st</sup>	FG%	13-31 41.9%
3PT%	6-12 50.0%	
FT%	1-3 33.3%	
2 <sup>nd</sup>	FG%	16-29 55.2%
3PT%	5-12 41.7%	
FT%	9-11 81.8%	
GM FG%	29-60 48.3%	
3PT%	11-24 45.8%	
FT%	10-14 71.4%	

Dead Ball Rebounds: 2, 2

KEN		USC	
Biggest lead	5 (1 <sup>st</sup> 9:42)	20 (2 <sup>nd</sup> 6:12)	
Best Scoring Run	6 (1 <sup>st</sup> 9:42)	8 (2 <sup>nd</sup> 11:32)	
Lead Changes	5		
Times Tied	2		
Time with Lead	07:09	29:25	

Points from	KEN	USC
Turnovers	10	12
Paint	26	26
Second Chance	12	9
Fast Breaks	7	5
Bench	24	26

Period by Period Scoring			
	1st	2nd	TOT
KEN	25	37	62
USC	33	46	79

GAME 19  
#6/6 KENTUCKY 63, AKRANSAS 57

Official Basketball Box Score - Final  
**Kentucky at Arkansas**  
01/27/24 Bud Walton Arena, Fayetteville, Ark.  
2023-24 Men's Basketball

Game Time: 5:00 PM  
Game Duration: 2:11  
Attendance: 19,200

Officials: Chuck Jones, Joe Lindsay, Patrick Evans

Kentucky - 63

Record: 15-4 (5-2)

NO.	Name	Min	FG M-A	3P M-A	FT M-A	Rebounds OR DR TOT	Fouls PF FD	TP	AS	TO	ST	Blocks BS BA	+/-
2	Aaron Bradshaw	F 11:31	0-1	0-0	0-0	1 2 3	3 1 0	1	0	0	0	0 0	-1
4	Tre Mitchell	F 33:20	3-10	3-6	1-2	1 10 11	3 4 1	0	10	2	1	2 8	
3	Adou Thiero	G 12:14	0-5	0-0	1-2	3 3 6	3 2 1	0	0	0	1	1 -7	
12	Antonio Reeves	G 36:35	9-20	4-8	2-3	0 4 4	2 2 24	1	3	2	0	1 9	
21	D.J. Wagner	G 34:34	3-10	0-2	2-2	0 1 1	2 4 8	3	2	0	0	3 2	
15	Reed Sheppard	G 34:43	5-12	2-3	2-3	0 4 4	2 2 14	5	1	4	1	1 5	
1	Justin Edwards	08:53	0-1	0-0	0-0	0 1 1	1 0 0	1	1	0	0	0 3	
33	Ugonna Onyenso	25:27	3-4	0-1	0-0	2 2 4	3 0 6	0	1	0	3	0 14	
44	Zvonimir Ivisic	02:43	0-0	0-0	0-0	0 2 2	0 0 0	0	0	0	0 0	-2	
Team						1 2 3	0	0	0	0			
Totals			23-63	9-20	8-12	8 31 39	19 15	63	13	9	6	6 9	6

Technical Fouls: NONE

Shooting By Period		
1 <sup>st</sup>	FG%	9-31 29.0%
3PT%	2-9 22.2%	
FT%	4-6 66.7%	
2 <sup>nd</sup>	FG%	14-32 43.8%
3PT%	7-11 63.6%	
FT%	4-6 66.7%	
GM FG%	23-63 36.5%	
3PT%	9-20 45.0%	
FT%	8-12 66.7%	

Dead Ball Rebounds: 3, 0

Arkansas - 57

Record: 10-10 (1-6)

NO.	Name	Min	FG M-A	3P M-A	FT M-A	Rebounds OR DR TOT	Fouls PF FD	TP	AS	TO	ST	Blocks BS BA	+/-	
8	Chandler Lawson	F 25:07	2-5	1-2	0-0	0 7 7	3 1 5	2	1	0	2	0	0	
11	Jalen Graham	F 17:51	4-7	0-0	0-0	0 2 2	4 1 8	0	2	1	1	2	3	
0	Khalif Battle	G 34:22	3-10	2-6	3-4	1 4 5	2 3 11	2	1	1	1	-11		
3	El Ellis	G 32:22	3-10	1-2	0-0	0 3 3	1 1 7	1	5	0	1	3	-10	
12	Tramon Mark	G 37:48	5-17	0-4	1-2	1 7 8	2 6 11	3	3	2	0	0	-4	
9	Mekhi Mitchell	32:02	2-5	0-0	8-10	13	6	12	1	1	0	0	-4	
24	Jeremiah Davenport	13:14	0-2	0-2	1-2	0	0	0	0	0	0	0	-4	
6	Layden Blocker	05:27	1-3	0-2	0-0	0 0 0	3 0 2	0	0	0	0	0	7	
5	Joseph Jenson	01:40	0-1	0-1	0-0	0 0 0	0 0 0	0	0	0	0	0	0	
Team						5	1 6	0	0	0	0			
Totals			20-60			4-19	13-18	11	33	44	15	19	57	9 13 5 9 6 -6

## BOX SCORES

## GAME 21

#5/5 TENNESSEE 103, #10/8 KENTUCKY 92

Official Basketball Box Score - Final  
**Tennessee at Kentucky**  
02/03/24 Rupp Arena, Lexington  
2023-24 Men's BasketballGame Time: 8:30 PM  
Game Duration: 2:17  
Attendance: 20,265

Officials: Doug Shows, K.B. Burdett, Vladimir Voyard-Tadai

Tennessee - 103

Record: 16-5 (6-2)

NO. Name	Min	FG M-A	3P M-A	FT M-A	Rebounds OR DR TOT	Fouls PF FD	TP	AS	TO	ST	Blocks BS BA	+/-
0 Jonas Aidoo	F 28:25	5-13	0-0	1-1	4 7 11	2 1	11	1	0	0	3 2 9	
3 Dalton Knecht	G 28:31	5-14	1-5	5-5	1 3 4	4 3	16	2	1	1	0 2 5	
5 Zakai Zeigler	G 33:19	8-11	3-6	7-10	1 1 2	2 7	26	13	2	3	0 1 13	
25 Santiago Vescovi	G 29:37	3-4	3-4	2-3	1 3 4	1 2	11	2	1	0	1 0 11	
30 Josiah-Jordan James	G 30:56	9-18	4-9	4-4	2 3 5	1 3	26	1	0	2	0 1 12	
2 Jordan Gainey	19:20	2-8	1-4	0-0	2 1 3	3 0	5	2	0	0	0 0 1	
11 Tobe Awaka	09:31	2-2	0-0	0-0	4 2 6	4 3	4	0	2	0	0 0 7	
15 Jahmai Mashack	15:13	2-3	0-1	0-3	1 2 3	3 4	3	4	0	0	0 0 1	
13 J.P. Estrella	02:04	0-0	0-0	0-0	0 0 0	0 0	0	0	0	0	0 0 -5	
43 Cameron Carr	03:04	0-1	0-1	0-0	0 1 1	1 0	0	1	0	0	0 0 -1	
Team					2 3 5	0	1					
Totals		36-74	12-30	19-26	18 26 44	21 22	103	22	7	6	4 6 11	

Technical Fouls:Awaka 2<sup>nd</sup>12:41Gainey 2<sup>nd</sup>12:41

Kentucky - 92

Record: 15-6 (5-4)

NO. Name	Min	FG M-A	3P M-A	FT M-A	Rebounds OR DR TOT	Fouls PF FD	TP	AS	TO	ST	Blocks BS BA	+/-
4 Tre Mitchell	F 23:37	0-3	0-2	0-1	2 3 5	1 2	0	1	1	0	0 0 -19	
33 Ugonna Onyenso	F 18:20	1-1	0-0	0-0	3 3 6	0 0	2	0	2	0	4 0 -6	
1 Justin Edwards	G 17:52	3-8	1-4	0-0	0 4 4	4 0	7	0	0	0	1 -14	
12 Antonio Reeves	G 35:06	8-18	1-5	4-4	1 1 2	2 4	21	3	1	1	0 0 -16	
15 Reed Sheppard	G 37:05	6-14	4-7	0-1	1 4 5	2 2	16	6	3	0	2 2 -4	
2 Aaron Bradshaw	16:23	1-2	0-0	0-2	3 3 6	3 1	2	0	0	0	0 0 -4	
3 Adou Thiero	23:11	1-3	0-1	7-8	2 4 6	3 8	9	3	0	0	0 0 6	
0 Rob Dillingham	27:26	14-20	6-8	1-3	0 1 1	5 2	35	4	1	2	0 0 1	
23 Jordan Burks	00:40	0-0	0-0	0-0	0 1 1	1 0	0	0	0	0	0 0 -2	
20 Joey Hart	00:20	0-0	0-0	0-0	0 0 0	0 0	0	0	0	0	0 0 -1	
Team					2 0 2	0	1					
Totals		34-69	12-27	12-19	14 24 38	24 19	92	17	9	3	6 4 -11	

Technical Fouls:Dillingham 2<sup>nd</sup>12:41Bradshaw 2<sup>nd</sup>12:41

	TEN	UKY
Biggest lead	16 (2 <sup>nd</sup> 9:22)	0 (1 <sup>st</sup> 20:00)
Best Scoring Run	8 (1 <sup>st</sup> 18:07)	8 (1 <sup>st</sup> 4:58)
Lead Changes	0	
Times Tied	0	
Time with Lead	39:48	00:00

Points from	TEN	UKY
Turnovers	10	6
Paint	42	30
Second Chance	22	22
Fast Breaks	16	19
Bench	13	46

Period by Period Scoring			
	1st	2nd	TOT
TEN	46	57	103
UKY	42	50	92

Shooting By Period
1 <sup>st</sup> FG% 17-37 45.9%
3PT% 8-17 47.1%
FT% 0-1 0%
2 <sup>nd</sup> FG% 17-32 53.1%
3PT% 4-10 40.0%
FT% 12-18 66.7%
GM FG% 34-69 49.3%
3PT% 12-27 44.4%
FT% 12-19 63.2%
Dead Ball Rebounds: 2, 0

## GAME 22

#17/15 KENTUCKY 109, VANDERBILT 77

Official Basketball Box Score - Final  
**Kentucky at Vanderbilt**  
02/06/24 Memorial Gymnasium, Nashville, Tenn.  
Vanderbilt vs. KentuckyGame Time: 7:30 PM  
Game Duration: 1:58  
Attendance: 11,678

Officials: Don Daly, Steven Anderson, Rob Rourke

Kentucky - 109

Record: 16-6 (6-4)

NO. Name	Min	FG M-A	3P M-A	FT M-A	Rebounds OR DR TOT	Fouls PF FD	TP	AS	TO	ST	Blocks BS BA	+/-
33 Ugonna Onyenso	F 15:12	1-4	0-0	0-0	4 2 6	2 0	2	1	2	1	0 0 5	
1 Justin Edwards	G 19:36	5-10	1-3	6-6	0 0 0	3 2	17	3	1	2	0 1 12	
3 Adou Thiero	G 18:26	2-5	0-0	0-0	1 3 4	1 0	4	2	0	1	0 1 21	
12 Antonio Reeves	G 31:01	9-16	6-9	0-0	1 5 6	1 0	24	2	0	1	1 1 22	
15 Reed Sheppard	G 36:22	2-6	2-5	0-0	0 5 5	3 0	6	3	4	5	1 1 35	
0 Rob Dillingham	29:35	7-12	4-5	2-2	0 3 3	2 2	20	9	1	0	0 1 29	
2 Aaron Bradshaw	18:32	4-7	0-1	4-4	3 4 7	1 4	12	0	0	0	0 0 24	
4 Zvonimir Ivisic	12:02	5-7	1-1	0-0	6 1 7	5 0	11	2	3	0	1 0 11	
23 Jordan Burks	15:10	6-6	1-1	0-0	0 5 5	1 1	13	0	1	0	0 0 0	
20 Joey Hart	02:16	0-0	0-0	0-0	0 0 0	0 0	0	0	0	0	0 0 1	
13 Grant Darbyshire	00:37	0-0	0-0	0-0	0 0 0	0 0	0	0	0	0	0 0 0	
14 Brennan Canada	00:37	0-0	0-0	0-0	0 1 1	0 0	0	0	0	0	0 0 0	
25 Kareem Watkins	00:37	0-1	0-1	0-0	0 0 0	0 0	0	0	0	0	0 0 0	
Team					3 3 6	0	0					
Totals		41-74	15-26	12-12	18 32 50	19 9	109	22	12	10	3 5 32	

Technical Fouls:NONE

Vanderbilt - 77

Record: 6-16 (1-8)

NO. Name	Min	FG M-A	3P M-A	FT M-A	Rebounds OR DR TOT	Fouls PF FD	TP	AS	TO	ST	Blocks BS BA	+/-
2 Ven-Allen Lubin	F 27:13	2-5	0-2	4-5	2 2 5	0 5	8	0	1	0	1 0 -28	
0 Tyrin Lawrence	G 28:36	2-6	1-4	5-6	0 2 2	0 3	10	2	4	1	1 0 -33	
5 Ezra Marjon	G 28:33	4-12	0-1	6-9	2 1 3	0 5	14	9	3	2	1 1 -21	
10 Jordan Williams	G 06:41	0-0	0-0	0-0	0 0 0	1 0	0	0	0	0	0 0 -7	
12 Evan Taylor	G 21:25	7-14	5-8	1-3	4 1 5	1 1	20	0	1	0	1 0 -22	
4 Isaiah West	12:38	0-3	0-2	0-0	0 0 0	0 0	0	0	1	0	0 0 -1	
21 Tasos Kamateros	12:53	2-4	2-4	0-0	0 0 0	1 0	6	1	0	0	0 0 1	
23 Jason Rivera-Torres	14:39	0-8	0-6	2-2	1 3 4	1 3	2	1	0	1	1 1 -17	
3 Paul Lewis	17:22	2-5	1-4	3-3	0 0 0	1 1	8	0	1	0	0 0 -15	
24 JaQuelon "JQ" Roberts	15:22	2-3	2-2	0-0	0 1 1	2 0	6	0	1	1	0 0 -12	
13 Malik Presley	11:31	1-2	0-1	1-2	2 4 4	1 1	3	0	0	0	0 0 -1	
35 Carter Lang	03:07	0-0	0-0	0-0	1 0 1	1 0	0	0	0	0	0 0 -3	
Team					1 2 3	0	1					
Totals		22-62	11-34	22-30	13 15 28	10 19	77	14	12	5	5 3 -32	

Technical Fouls:Coach 2<sup>nd</sup>7:40

	UK	Vandy
Biggest lead	33 (2 <sup>nd</sup> 1:30)	0 (1 <sup>st</sup> 20:00)
Best Scoring Run	8 (1 <sup>st</sup> 14:23)	5 (1 <sup>st</sup> 4:47)
Lead Changes	0	
Times Tied	0	
Time with Lead	39:41	00:00

Points from	UK	Vandy
Turnovers	21	14
Paint	48	14
Second Chance	26	14
Fast Breaks	30	6
Bench	56	25

Period by Period Scoring			
	1st	2nd	TOT
UK	54	55	109
Vandy	38	39	77

## GAME 23

RV/RV GONZAGA 89, #17/15 KENTUCKY 85

Official Basketball Box Score - Final  
**Gonzaga at Kentucky**  
02/10/24 Rupp Arena, Lexington  
2023-24 Men's BasketballGame Time: 4:15 PM  
Game Duration: 2:12  
Attendance: 20,186

Officials: Terry Oglesby, Byron Jarrett, Todd Austin

Gonzaga - 89

Record: 18-6

NO. Name	Min	FG M-A	3P M-A	FT M-A	Rebounds OR DR TOT	Fouls PF FD	TP	AS	TO	ST	Blocks BS BA	+/-
13 Graham Ike	F 24:10	10-17	0-0	3-3	1 4 5	5 4	23	1	0	0	1 4 0	
22 Anton Watson	F 37:45	6-13	1-1	4-5	3 4 7	3 5	17	5	1	2	2 1 4	
33 Ben Gregg	F 31:28	4-8	2-6	4-6	2 3 5	3 3	14	0	2	2	0 0 -11	
0 Ryan Nemphard	G 40:00	1-7	0-3	4-4	1 4 5	2 2	6	9	4	1	0 2 4	
11 Nolan Hickman	G 37:21	6-14	1-5	4-4	1 4 5	2 3	17	0	2	0	1 3 6	
4 Dusty Stromer	11:28	0-1	0-1	0-0	1 3 4	1 0	0	0	0	0	0 0 4	
34 Braden Huff	15:09	5-8	0-2	2-2	2 1 3	1 1	12	0	0	1	0 0 5	
3 Luka Krapinovic	02:39	0-0	0-0	0-0	1 0 1	1 0	0	0	0	0	0 0 -2	
Team					6 2 8	0	1					
Totals		32-68	4-18	21-24	18 25 43	18 18	89	15	10	6	6 10 4	

Technical Fouls:NONE

Kentucky - 85

Record: 16-7

NO. Name	Min	FG M-A	3P M-A	FT M-A	Rebounds OR DR TOT	Fouls PF FD	TP	AS	TO	ST	Blocks BS BA	+/-
33 Ugonna Onyenso	F 18:44	0-0	0-0	3-4	1 1 2	2 2	3	0	1	0	3 0 -4	
1 Justin Edwards	G 28:59	3-8	1-3	1-2	1 4 5	1 1	8	0	0	2	0 1 7	
3 Adou Thiero	G 32:25	6-11	1-2	2-2	4 1 5	2 1	15	2	1	1	3 1 -8	
12 Antonio Reeves	G 30:56	6-13	1-2	4-5	1 0 1	1 4	17	1	0	1	1 2 6	
15 Reed Sheppard	G 28:20	8-14	0-3	5-5	1 4 5	3 5	21	3	4	2	2 1 -3	
0 Rob Dillingham	18:18	2-6	2-3	0-0	0 2 2	0 0	6	3	1	0	0 0 -13	
21 D.J. Wagner	13:27	1-4	0-2	1-2	0 0 0	1 1	3	1	0	1	0 0 -9	
44 Zvonimir Ivisic	10:42	1-3	1-1	4-4	1 2 3	0 2	7	0	1	0	1 1 -6	
2 Aaron Bradshaw	11:00	1-2	0-1	1-2	2 0 2	2 4	3	0	0	0	0 0 6	
23 Jordan Burks	07:09	0-0	0-0	2-2	0 1 1	4 1	2	0	0	0	0 0 4	
Team					1 4 5	0	0					
Totals		28-61	6-17	23-28	12 19 31	18 18	85	10	8	8	10 6 -4	

Technical Fouls:NONE

	GON	UKY
Biggest lead	13 (1 <sup>st</sup> 0:42)	6 (2 <sup>nd</sup> 12:30)
Best Scoring Run	7 (1 <sup>st</sup> 18:15)	12 (2 <sup>nd</sup> 12:30)
Lead Changes	5	
Times Tied	2	
Time with Lead	33:49	05:02

Points from	GON	UKY
Turnovers	13	8
Paint	50	40
Second Chance	15	16
Fast Breaks	5	12
Bench	12	21

Period by Period Scoring			
	1st	2nd	TOT
GON	42	47	89
UKY	32	53	85

Shooting By Period
1 <sup>st</sup> FG% 10-31 32.3%
3PT% 3-10 30.0%
FT% 9-10 90%
2 <sup>nd</sup> FG% 18-30 60.0%
3PT% 3-7 42.9%
FT% 14-18 77.8%
GM FG% 28-61 45.9%
3PT% 6-17 35.3%
FT% 23-28 82.1%
Dead Ball Rebounds: 1, 0

Official Basketball Box Score - Final  
**Ole Miss at Kentucky**  
02/13/24 Rupp Arena, Lexington  
2023-24 Men's BasketballGame Time: 9:05 PM  
Game Duration: 2:09  
Attendance: 20,064

Officials: Pat Adams,

# BOX SCORES

## GAME 25

#20/22 KENTUCKY 70, #13/12 AUBURN 59



Official Basketball Box Score - Final  
Kentucky at Auburn  
02/17/24 Neville Arena, Auburn  
2023-24 Men's Basketball

Game Time: 5:00 PM  
Game Duration: 2:18  
Attendance: 9,121

Officials: Steven Anderson, Joe Lindsay, Vladimir Voyard-Tadai

Kentucky - 70

Record: 18-7 (8-4)

NO.	Name	Min	FG	3P	FT	Rebounds	Fouls	TP	AS	TO	ST	Blocks	+/-
			M-A	M-A	M-A	OR DR TOT	PF FD					BS BA	
33	Ugonna Onyenso	F 36:10	3-3	0-0	1-2	4 7 11	3 1 7	1	0	0	2	0	8
1	Justin Edwards	G 17:40	2-3	0-1	0-0	2 1 3	5 0 4	0	1	0	0	0	9
3	Adou Thiero	G 32:36	4-8	0-0	6-6	0 8 8	3 4 14	1	2	0	0	1	7
12	Antonio Reeves	G 33:50	8-20	3-6	3-5	1 4 5	4 4 22	1	0	0	0	2	14
21	D.J. Wagner	G 23:51	1-6	0-3	6-6	1 1 2	3 3 8	1	4	1	0	1	1
0	Rob Dillingham	18:11	4-9	1-2	2-5	0 2 2	4 4 11	3	4	1	0	1	12
15	Reed Sheppard	29:49	2-5	0-1	0-0	1 4 5	1 0 4	3	1	5	0	0	4
23	Jordan Burks	04:03	0-0	0-0	0-0	0 0 0	0 0 0	0	0	0	0	0	-3
2	Aaron Bradshaw	03:18	0-0	0-0	0-0	0 0 0	0 0 0	0	0	0	0	1	6
44	Zvonimir Ivisic	00:32	0-0	0-0	0-0	0 0 0	0 0 0	0	0	0	0	0	-3
Team						1 2 3		0		0			
Totals			24-54	4-13	18-24	10 29 39	23 16	70	10	12	8	3	5 11

Technical Fouls:NONE

Shooting By Period		
1 <sup>st</sup> FG%	14-29	48.3%
3PT%	3-8	37.5%
FT%	8-12	66.7%
2 <sup>nd</sup> FG%	10-25	40.0%
3PT%	1-5	20.0%
FT%	10-12	83.3%
GM FG%	24-54	44.4%
3PT%	4-13	30.8%
FT%	18-24	75.0%

Dead Ball Rebounds: 3, 1

Auburn - 59

Record: 20-6 (9-4)

NO.	Name	Min	FG	3P	FT	Rebounds	Fouls	TP	AS	TO	ST	Blocks	+/-
			M-A	M-A	M-A	OR DR TOT	PF FD					BS BA	
2	Jaylin Williams	F 23:42	1-5	0-2	1-2	0 0 0	0 4 3	1	1	1	0	0	-4
4	Johni Broome	F 31:22	5-13	0-3	4-4	6 5 11	4 3 14	2	1	1	1	3	-5
5	Chris Moore	F 11:37	0-1	0-1	1-2	1 1 2	1 1 4	1	0	1	1	0	-9
3	Tre Donaldson	G 11:08	0-3	0-1	1-2	0 3 3	4 1 1	0	2	1	0	0	-6
12	Denver Jones	G 27:59	3-11	3-7	3-4	1 3 4	0 3 12	2	2	0	0	0	-5
10	Chad Baker-Mazara	26:12	2-3	1-1	9-9	1 5 6	1 6 14	3	2	1	1	0	-3
0	K.D. Johnson	25:31	3-10	0-2	0-0	1 1 2	3 0 6	1	1	1	2	1	-5
1	Aden Holloway	14:50	1-5	0-3	2-3	0 2 2	0 1 4	0	0	0	1	0	-6
31	Chianey Johnson	16:18	0-2	0-2	0-1	0 2 2	2 1 0	1	0	0	0	0	-7
44	Dylan Cardwell	08:38	2-2	0-0	0-3	1 0 1	1 2 4	1	1	1	0	0	-6
24	Lior Berman	02:43	0-0	0-0	0-0	1 0 1	0 1 0	0	0	0	0	0	-1
Team						2 0 2		0		0			
Totals			17-55	4-22	21-30	14 22 36	16 23 59	11	11	8	5	3	-11

Technical Fouls:NONE

Shooting By Period		
1 <sup>st</sup> FG%	9-32	28.1%
3PT%	3-12	25.0%
FT%	8-12	66.7%
2 <sup>nd</sup> FG%	8-23	34.8%
3PT%	1-10	10.0%
FT%	13-18	72.2%
GM FG%	17-55	30.9%
3PT%	4-22	18.2%
FT%	21-30	70.0%

Dead Ball Rebounds: 3, 1

	UKY	AUB
Biggest lead	16 (2 <sup>nd</sup> 6:05)	0 (1 <sup>st</sup> 20:00)
Best Scoring Run	9 (1 <sup>st</sup> 14:27)	8 (2 <sup>nd</sup> 2:59)
Lead Changes	0	
Times Tied	1	
Time with Lead	38:39	00:00

Points from	UKY	AUB
Turnovers	23	10
Paint	36	26
Second Chance	20	10
Fast Breaks	13	9
Bench	15	28

Period by Period Scoring			
	1st	2nd	TOT
UKY	39	31	70
AUB	29	30	59

## GAME 26

LSU 75, #17/17 KENTUCKY 74



Official Basketball Box Score - Final  
Kentucky at LSU  
02/21/24 Maravich Assembly Center, Baton Rouge  
2023-24 Men's Basketball

Game Time: 8:00 PM  
Game Duration: 2:12  
Attendance: 9,493

Officials: Terry Oglesby, Keith Kimble, Rob Rorke

Kentucky - 74

Record: 18-8 (8-5)

NO.	Name	Min	FG	3P	FT	Rebounds	Fouls	TP	AS	TO	ST	Blocks	+/-
			M-A	M-A	M-A	OR DR TOT	PF FD					BS BA	
33	Ugonna Onyenso	F 32:22	1-3	0-0	0-0	3 4 7	3 0 2	0	3	0	1	0	-9
1	Justin Edwards	G 18:59	3-4	3-4	0-0	0 0 0	2 1 9	1	1	1	0	0	1
3	Adou Thiero	G 30:04	4-9	0-2	0-0	2 7 9	1 0 8	2	0	2	0	4	0
12	Antonio Reeves	G 33:06	8-15	3-5	6-6	1 3 4	3 4 25	1	1	2	0	1	7
21	D.J. Wagner	G 21:09	0-5	0-2	0-0	1 2 3	2 1 0	2	2	0	0	0	-6
0	Rob Dillingham	22:01	8-16	2-5	5-5	0 1 1	2 4 23	0	2	1	0	1	-9
2	Aaron Bradshaw	08:12	0-2	0-1	0-0	0 1 1	1 1 0	1	0	0	0	0	-1
15	Reed Sheppard	25:32	3-7	0-1	1-1	1 1 2	3 1 7	2	2	5	0	1	2
23	Jordan Burks	06:12	0-1	0-0	0-0	0 2 2	1 0 1	0	0	1	0	0	2
44	Zvonimir Ivisic	02:23	0-0	0-0	0-0	0 0 0	1 0 0	0	0	0	0	0	9
Team						1 0 1		0	1				
Totals			27-62	8-20	12-12	9 21 30	19 13	74	9	13	10	5	3 -11

Technical Fouls:NONE

Shooting By Period		
1 <sup>st</sup> FG%	16-34	47.1%
3PT%	4-10	40.0%
FT%	0-0	0%
2 <sup>nd</sup> FG%	11-28	39.3%
3PT%	4-10	40.0%
FT%	27-62	43.5%
GM FG%	8-20	40.0%
FT%	12-12	100.0%

Dead Ball Rebounds: 0, 1

LSU - 75

Record: 14-12 (6-7)

NO.	Name	Min	FG	3P	FT	Rebounds	Fouls	TP	AS	TO	ST	Blocks	+/-
			M-A	M-A	M-A	OR DR TOT	PF FD					BS BA	
15	Tyrell Ward	F 34:58	5-10	3-4	4-4	1 1 2	1 3 17	1	0	0	0	1	8
20	Derek Fountain	F 18:45	4-5	1-2	0-0	1 5 6	0 2 9	0	0	0	1	0	6
9	Will Baker	C 25:54	3-9	1-3	1-3	4 3 7	4 2 8	0	3	1	2	1	1
0	Trae Hannibal	G 30:30	3-4	0-0	1-2	1 7 8	3 2 7	7	0	1	0	0	-1
6	Jordan Wright	G 37:57	4-15	3-8	2-4	2 2 4	2 4 13	4	3	2	0	2	5
2	Mike Williams III	14:34	1-3	1-1	3-4	0 1 1	2 6 0	2	1	1	0	0	-1
12	Hunter Dean	14:06	1-1	0-0	0-0	2 1 3	1 0 2	0	2	0	0	0	0
13	Jalen Reed	21:15	4-8	0-1	5-8	0 6 6	1 4 13	0	3	0	0	0	-5
5	Mwani Wilkinson	02:01	0-1	0-1	0-0	0 0 0	0 0 0	0	0	0	0	0	-8
Team						1 0 1		0	1				
Totals			25-56	9-20	16-25	12 26 38	13 19	75	12	14	6	3	5 -1

Technical Fouls:NONE

Shooting By Period		
1 <sup>st</sup> FG%	9-23	39.1%
3PT%	4-11	36.4%
FT%	5-9	55.6%
2 <sup>nd</sup> FG%	16-33	48.5%
3PT%	5-9	55.6%
FT%	11-16	68.8%
GM FG%	25-56	44.6%
3PT%	9-20	45.0%
FT%	16-25	64.0%

Dead Ball Rebounds: 6, 0

	UKY	LSU
Biggest lead	15 (2 <sup>nd</sup> 19:11)	5 (2 <sup>nd</sup> 10:21)
Best Scoring Run	16 (2 <sup>nd</sup> 19:11)	11 (2 <sup>nd</sup> 16:13)
Lead Changes	13	
Times Tied	8	6
Time with Lead	14:13	16:50

Points from	UKY	LSU
Turnovers	16	15
Paint	30	32
Second Chance	9	13
Fast Breaks	8	6
Bench	30	21

Period by Period Scoring			
	1st	2nd	TOT
UKY	36	38	74
LSU	27	48	75

## GAME 27

#17/17 KENTUCKY 117, #13/13 ALABAMA 95



Official Basketball Box Score - Final  
Alabama at Kentucky  
02/24/24 Rupp Arena, Lexington  
2023-24 Men's Basketball

Game Time: 4:00 PM  
Game Duration: 2:10  
Attendance: 20,342

Officials: Don Daly, Byron Jarrett, Chuck Jones

Alabama - 95

Record: 19-8 (11-3)

NO.	Name	Min	FG	3P	FT	Rebounds	Fouls	TP	AS	TO	ST	Blocks	+/-
			M-A	M-A	M-A	OR DR TOT	PF FD					BS BA	
2	Grant Nelson	F 32:07	4-5	0-0	5-8	3 4 7	3 4 13	1	2	0	0	0	-12
15	Jarin Stevenson	F 14:33	2-5	1-3	0-0	1 1 2	3 1 5	0	1	1	0	0	-9
1	Mark Sears	G 35:57	6-11	2-2	6-6	0 1 1	3 7 20	4	6	2	0	1	-19
3	Rylan Griffen	G 34:34	6-13	2-8	7-8	0 3 3	5 21 4	0	0	0	0	0	-19
55	Aaron Estrada	G 36:36	6-9	1-1	0-0	0 7 7	2 1 13	5	5	1	0	2	-7
23	Nick Pringle	16:13	5-7	0-0	1-3	3 1 4	2 4 11	0	0	0	0	0	-28
10	Mouhammed Dioubate	12:36	5-6	0-0	2-2	1 1 2	2 1 12	0	0	0	1	1	6
24	Sam Walters	08:21	0-2	0-1	0-0	0 0 0	1 0 0	0	1	1	0	1	-15
4	Davin Cosby Jr.	09:03	0-2	0-2	0-0	0 1 1	0 0 0	0	1	0	0	0	-7
Team						1 0 1		0		0			
Totals			34-60	6-17	21-27	9 19 28	21 21	95	14	16	5	1	7 -22

Technical Fouls:NONE

Shooting By Period		
1 <sup>st</sup> FG%	16-29	55.2%
3PT%	4-8	50.0%
FT%	6-9	66.7%
2 <sup>nd</sup> FG%	18-31	58.1%
3PT%	2-9	22.2%
FT%	15-18	83.3%
GM FG%	34-60	56.7%
3PT%	6-17	35.3%
FT%	21-27	77.8%

Dead Ball Rebounds: 4, 0

Kentucky - 117

Record: 19-8 (8-5)

NO.	Name	Min	FG	3P	FT	Rebounds	Fouls	TP	AS	TO	ST	Blocks	+/-				
			M-A	M-A	M-A	OR DR TOT	PF FD										
33	Ugonna Omyenso	F 15:09	2-2	0-0	1-2	1	0	1	3	1	5	0	1	1	0	-1	
1	Justin Edwards	19:12	10-10	4-4	4-5	3	2	5	0	3	28	2	0	2	0	18	
3	Adou Thiero	G 16:16	5-7	1-1	-1	0	1	1	5	1	12	2	0	1	1	5	
12	Antonio Reeves	G 31:08	7-10	2-3	8-9	0	2	2	0	8	24	5	0	2	0	32	
21	D.J. Wagner	G 23:49	1-7	0-4	2-2	0	1	1	3	2	4	2	0	0	0	0	
0	Rob Dillingham	25:10	5-9	3-5	3-4	1	1	2	4	4	16	4	1	1	0	21	
15	Reed Sheppard	31:49	3-6	2-3	0-0	0	6	6	3	0	8	3	4	0	0	17	
44	Zvonimir Ivisic	19:58	7-11	1-3	3-3	1	4	5	2	2	18	0	1	0	4	23	
2	Aaron Bradshaw	04:53	1-1	0-0	0-0	1	0	1	0	2	1	2	0	1	0	0	
23	Jordan Burks	02:36	0-2	0-1	0-0	0	0	0	0	0	0	0	0	0	0	-5	
Team						0	2	2			0						
Totals			41-65	13-24	22-26	7	19	26	21	21	117	24	10	11	7	1	22





# 2023-24 Kentucky Men's Basketball Combined Team Statistics All games

Page 1/1  
as of Feb 28, 2024

## Game Records

Record	Overall	Home	Away	Neutral
ALL GAMES	20-8	12-4	6-3	2-1
CONFERENCE	10-5	5-2	5-3	0-0
NON-CONFERENCE	10-3	7-2	1-0	2-1

## Score by Periods

Team	1st	2nd	OT	TOT
Kentucky	1202	1255	29	2486
Opponents	1012	1152	29	2193

## Team Box Score

No.	Player				Total		3-Point		F-Throw		Rebounds											
		GP-GS	MIN	AVG	FG-FGA	FG%	3FG-3FGA	3FG%	FT-FTA	FT%	OFF	DEF	TOT	AVG	PF	DQ	A	TO	BLK	STL	PTS	AVG
12	REEVES, Antonio	28-28	884:26	31.6	196-391	.501	72-163	.442	94-107	.879	20	96	116	4.1	50	1	47	32	7	20	558	19.9
0	DILLINGHAM, Rob	27-1	622:20	23.0	144-298	.483	53-119	.445	59-78	.756	6	71	77	2.9	70	2	101	52	2	31	400	14.8
15	SHEPPARD, Reed	28-5	802:29	28.7	120-223	.538	60-116	.517	49-59	.831	11	111	122	4.4	53	1	119	52	22	76	349	12.5
4	MITCHELL, Tre	22-22	727:44	33.1	95-191	.497	25-75	.333	49-67	.731	39	127	166	7.5	54	0	68	30	25	18	264	12.0
21	WAGNER, D.J.	24-23	639:34	26.6	91-224	.406	20-74	.270	43-57	.754	5	36	41	1.7	34	0	83	40	5	22	245	10.2
1	EDWARDS, Justin	27-26	588:60	21.8	89-183	.486	23-66	.348	32-42	.762	34	60	94	3.5	60	2	23	24	6	24	233	8.6
3	THIERO, Adou	20-16	457:08	22.9	58-116	.500	7-21	.333	38-47	.809	31	74	105	5.3	44	1	22	13	21	16	161	8.1
44	IVISIC, Zvonimir	10-0	101:34	10.2	20-37	.541	6-13	.462	9-11	.818	11	19	30	3.0	13	1	4	8	14	3	55	5.5
2	BRADSHAW, Aaron	21-10	329:29	15.7	43-77	.558	3-13	.231	17-32	.531	31	44	75	3.6	45	0	6	8	17	8	106	5.0
33	ONYENSO, Ugonna	19-9	355:15	18.7	29-50	.580	0-1	.000	17-29	.586	34	58	92	4.8	32	0	3	14	52	5	75	3.9
23	BURKS, Jordan	20-0	142:37	7.1	15-25	.600	2-5	.400	5-9	.556	9	24	33	1.7	24	0	5	5	4	3	37	1.9
20	HART, Joey	7-0	09:38	1.4	1-2	.500	1-1	1.000	0-0	.000	0	0	0	0.0	0	0	0	1	0	0	3	0.4
14	CANADA, Brennan	5-0	03:51	0.8	0-0	.000	0-0	.000	0-0	.000	0	2	2	0.4	0	0	1	0	0	0	0	0.0
22	HORN, Walker	4-0	03:15	0.8	0-0	.000	0-0	.000	0-0	.000	0	0	0	0.0	0	0	0	0	0	0	0	0.0
25	WATKINS, Kareem	5-0	03:51	0.8	0-2	.000	0-2	.000	0-0	.000	0	0	0	0.0	0	0	1	0	0	0	0	0.0
13	DARBYSHIRE, Grant	4-0	02:49	0.7	0-0	.000	0-0	.000	0-0	.000	0	0	0	0.0	0	0	0	0	0	0	0	0.0
Team											49	46	95					7				
Total		28	5675		901-1819	.495	272-669	.407	412-538	.766	280	768	1048	37.4	479	8	483	286	175	226	2486	88.8
Opponents		28	5675		766-1799	.426	235-726	.324	426-602	.708	344	697	1041	37.2	473	6	408	350	104	174	2193	78.3

## Team Statistics

	UK	OPP
<b>Scoring</b>		
Points per game	2486	2193
Scoring margin	88.8	78.3
	+10.5	-
<b>Field goals-att</b>		
Field goal pct	901-1819	766-1799
	.495	.426
<b>3 point fg-att</b>		
3-point FG pct	272-669	235-726
	.407	.324
3-pt FG made per game	9.7	8.4
<b>Free throws-att</b>		
Free throw pct	412-538	426-602
	.766	.708
F-Throws made per game	14.7	15.2
<b>Rebounds</b>		
Rebounds per game	1048	1041
	37.4	37.2
Rebounding margin	+0.3	-
<b>Assists</b>		
Assists per game	483	408
	17.3	14.6
<b>Turnovers</b>		
Turnovers per game	286	350
	10.2	12.5
Turnover margin	+2.3	-
Assist/turnover ratio	1.7	1.2
<b>Steals</b>		
Steals per game	226	174
	8.1	6.2
<b>Blocks</b>		
Blocks per game	175	104
	6.3	3.7
<b>Winning streak</b>		
Home win streak	2	-
	2	-
<b>Attendance</b>		
Home games-Avg/Game	318048	113697
	16-19878	9-12633
Neutral site-Avg/Game	-	3-14948

## Team Results

Date	Opponent		Score	Att.
11/06/2023	New Mexico St.	W	86-46	18438
11/10/2023	Tex. A&M-Commerce	W	81-61	19646
11/14/2023	vs Kansas	L	84-89	18780
11/17/2023	Stonehill	W	101-67	18960
11/20/2023	Saint Joseph's	Wot	96-88	18680
11/24/2023	Marshall	W	118-82	20246
11/28/2023	Miami (FL)	W	95-73	20119
12/02/2023	UNCW	L	73-80	19990
12/09/2023	vs Penn	W	81-66	9007
12/16/2023	vs North Carolina	W	87-83	17058
12/21/2023	at Louisville	W	95-76	17293
12/29/2023	Illinois St.	W	96-70	20659
01/06/2024	at Florida	W	87-85	10106
01/09/2024	Missouri	W	90-77	20086
01/13/2024	at Texas A&M	Lot	92-97	9540
01/17/2024	Mississippi St.	W	90-77	20016
01/20/2024	Georgia	W	105-96	20283
01/23/2024	at South Carolina	L	62-79	18000
01/27/2024	at Arkansas	W	63-57	19200
01/31/2024	Florida	Lot	91-94	20068
02/03/2024	Tennessee	L	92-103	20265
02/06/2024	at Vanderbilt	W	109-77	11678
02/10/2024	Gonzaga	L	85-89	20186
02/13/2024	Ole Miss	W	75-63	20064
02/17/2024	at Auburn	W	70-59	9121
02/21/2024	at LSU	L	74-75	9493
02/24/2024	Alabama	W	117-95	20342
02/27/2024	at Mississippi St.	W	91-89	9266



# 2023-24 Kentucky Men's Basketball Combined Team Statistics In Conference games

Page 1/1  
as of Feb 28, 2024

## Game Records

Record	Overall	Home	Away	Neutral
ALL GAMES	10-5	5-2	5-3	0-0
CONFERENCE	10-5	5-2	5-3	0-0
NON-CONFERENCE	0-0	0-0	0-0	0-0

## Score by Periods

Team	1st	2nd	OT	TOT
Kentucky	627	671	10	1308
Opponents	546	659	18	1223

## Team Box Score

No.	Player				Total		3-Point		F-Throw		Rebounds											
		GP-GS	MIN	AVG	FG-FGA	FG%	3FG-3FGA	3FG%	FT-FTA	FT%	OFF	DEF	TOT	AVG	PF	DQ	A	TO	BLK	STL	PTS	AVG
12	REEVES, Antonio	15-15	487:40	32.5	109-223	.489	37-87	.425	58-64	.906	6	57	63	4.2	32	0	27	20	4	12	313	20.9
0	DILLINGHAM, Rob	14-0	327:38	23.4	79-158	.500	30-69	.435	34-45	.756	2	27	29	2.1	40	1	44	32	1	11	222	15.9
15	SHEPPARD, Reed	15-3	457:48	30.5	60-119	.504	32-63	.508	26-34	.765	7	54	61	4.1	35	1	64	29	9	41	178	11.9
4	MITCHELL, Tre	10-10	324:24	32.4	39-87	.448	9-33	.273	24-30	.800	21	60	81	8.1	25	0	26	15	9	5	111	11.1
21	WAGNER, D.J.	12-12	331:36	27.6	40-100	.400	8-33	.242	23-29	.793	2	16	18	1.5	20	0	43	25	0	9	111	9.3
3	THIERO, Adou	9-7	195:06	21.7	25-54	.463	3-9	.333	17-20	.850	11	33	44	4.9	22	1	12	3	7	8	70	7.8
1	EDWARDS, Justin	14-13	266:27	19.0	39-75	.520	13-28	.464	16-19	.842	11	23	34	2.4	33	2	11	11	1	10	107	7.6
44	IVISIC, Zvonimir	9-0	90:52	10.1	19-34	.559	5-12	.417	5-7	.714	10	17	27	3.0	13	1	4	7	13	3	48	5.3
2	BRADSHAW, Aaron	15-7	220:44	14.7	28-50	.560	1-9	.111	10-19	.526	17	35	52	3.5	27	0	6	5	11	5	67	4.5
33	ONYENSO, Ugonna	15-8	309:11	20.6	27-47	.574	0-1	.000	13-21	.619	32	53	85	5.7	27	0	2	13	41	5	67	4.5
23	BURKS, Jordan	9-0	34:10	3.8	6-10	.600	1-2	.500	1-2	.500	1	8	9	1.0	4	0	1	2	0	1	14	1.6
14	CANADA, Brennan	1-0	00:36	0.6	0-0	.000	0-0	.000	0-0	.000	0	1	1	1.0	0	0	0	0	0	0	0	0.0
20	HART, Joey	2-0	02:36	1.3	0-0	.000	0-0	.000	0-0	.000	0	0	0	0.0	0	0	0	0	0	0	0	0.0
25	WATKINS, Kareem	1-0	00:36	0.6	0-1	.000	0-1	.000	0-0	.000	0	0	0	0.0	0	0	0	0	0	0	0	0.0
13	DARBYSHIRE, Grant	1-0	00:36	0.6	0-0	.000	0-0	.000	0-0	.000	0	0	0	0.0	0	0	0	0	0	0	0	0.0
Team											29	25	54					3				
Total		15	3050		471-958	.492	139-347	.401	227-290	.783	149	409	558	37.2	278	6	240	165	96	110	1308	87.2
Opponents		15	3050		422-976	.432	130-384	.339	249-353	.705	195	365	560	37.3	257	2	223	170	65	103	1223	81.5

## Team Statistics

	UK	OPP
<b>Scoring</b>	<b>1308</b>	<b>1223</b>
Points per game	87.2	81.5
Scoring margin	+5.7	-
<b>Field goals-att</b>	<b>471-958</b>	<b>422-976</b>
Field goal pct	.492	.432
<b>3 point fg-att</b>	<b>139-347</b>	<b>130-384</b>
3-point FG pct	.401	.339
3-pt FG made per game	9.3	8.7
<b>Free throws-att</b>	<b>227-290</b>	<b>249-353</b>
Free throw pct	.783	.705
F-Throws made per game	15.1	16.6
<b>Rebounds</b>	<b>558</b>	<b>560</b>
Rebounds per game	37.2	37.3
Rebounding margin	-0.1	-
<b>Assists</b>	<b>240</b>	<b>223</b>
Assists per game	16.0	14.9
<b>Turnovers</b>	<b>165</b>	<b>170</b>
Turnovers per game	11.0	11.3
Turnover margin	+0.3	-
Assist/turnover ratio	1.5	1.3
<b>Steals</b>	<b>110</b>	<b>103</b>
Steals per game	7.3	6.9
<b>Blocks</b>	<b>96</b>	<b>65</b>
Blocks per game	6.4	4.3
<b>Winning streak</b>	<b>2</b>	<b>-</b>
Home win streak	2	-
<b>Attendance</b>	<b>141124</b>	<b>96404</b>
Home games-Avg/Game	7-20161	8-12051
Neutral site-Avg/Game	-	0-0

## Team Results

Date	Opponent		Score	Att.
01/06/2024	at Florida	W	87-85	10106
01/09/2024	Missouri	W	90-77	20086
01/13/2024	at Texas A&M	Lot	92-97	9540
01/17/2024	Mississippi St.	W	90-77	20016
01/20/2024	Georgia	W	105-96	20283
01/23/2024	at South Carolina	L	62-79	18000
01/27/2024	at Arkansas	W	63-57	19200
01/31/2024	Florida	Lot	91-94	20068
02/03/2024	Tennessee	L	92-103	20265
02/06/2024	at Vanderbilt	W	109-77	11678
02/13/2024	Ole Miss	W	75-63	20064
02/17/2024	at Auburn	W	70-59	9121
02/21/2024	at LSU	L	74-75	9493
02/24/2024	Alabama	W	117-95	20342
02/27/2024	at Mississippi St.	W	91-89	9266



## 2023-24 Kentucky Men's Basketball Combined Team Statistics Specific games

Page 1/1  
as of Feb 28, 2024

### Game Records

Record	Overall	Home	Away	Neutral
ALL GAMES	4-1	2-0	2-1	0-0
CONFERENCE	4-1	2-0	2-1	0-0
NON-CONFERENCE	0-0	0-0	0-0	0-0

### Score by Periods

Team	1st	2nd	OT	TOT
Kentucky	211	216	0	427
Opponents	170	211	0	381

### Team Box Score

No.	Player				Total		3-Point		F-Throw		Rebounds													
		GP-GS	MIN	AVG	FG-FGA	FG%	3FG-3FGA	3FG%	FT-FTA	FT%	OFF	DEF	TOT	AVG	PF	DQ	A	TO	BLK	STL	PTS	AVG		
12	REEVES, Antonio	5-5	162:37	32.5	37-72	.514	11-26	.423	22-25	.880	2	18	20	4.0	12	0	9	3	0	5	107	21.4		
0	DILLINGHAM, Rob	5-0	100:60	20.2	23-48	.479	9-19	.474	14-18	.778	2	9	11	2.2	16	0	13	13	0	4	69	13.8		
15	SHEPPARD, Reed	5-0	154:42	30.9	24-42	.571	9-18	.500	7-7	1.000	3	19	22	4.4	10	0	23	10	2	21	64	12.8		
1	EDWARDS, Justin	5-5	107:22	21.5	20-27	.741	7-11	.636	8-10	.800	7	7	14	2.8	12	1	4	5	0	5	55	11.0		
3	THIERO, Adou	5-4	125:58	25.2	19-37	.514	2-7	.286	9-9	1.000	4	22	26	5.2	13	1	6	3	5	6	49	9.8		
21	WAGNER, D.J.	5-5	114:27	22.9	6-27	.222	2-14	.143	12-12	1.000	2	5	7	1.4	9	0	15	12	0	2	26	5.2		
4	MITCHELL, Tre	1-1	21:02	21.0	2-5	.400	0-2	.000	1-1	1.000	1	5	6	6.0	3	0	2	2	0	0	5	5.0		
44	IVISIC, Zvonimir	4-0	44:18	11.1	8-16	.500	1-6	.167	3-3	1.000	1	8	9	2.3	4	0	0	1	7	1	20	5.0		
33	ONYENSO, Ugonna	5-5	119:39	23.9	9-11	.818	0-0	.000	4-8	.500	8	15	23	4.6	15	0	1	7	14	1	22	4.4		
2	BRADSHAW, Aaron	5-0	36:05	7.2	5-7	.714	0-1	.000	0-3	.000	2	3	5	1.0	4	0	2	2	6	0	10	2.0		
23	BURKS, Jordan	3-0	12:51	4.3	0-3	.000	0-1	.000	0-0	.000	0	2	2	0.7	1	0	0	1	0	1	0	0.0		
Team											5	8	13					1						
Total		5	1000		153-295	.519	41-105	.390	80-96	.833	37	121	158	31.6	99	2	75	60	34	46	427	85.4		
Opponents		5	1000		133-300	.443	35-107	.327	80-117	.684	62	110	172	34.4	82	1	67	68	15	36	381	76.2		

### Team Statistics

	UK	OPP
<b>Scoring</b>	<b>427</b>	<b>381</b>
Points per game	85.4	76.2
Scoring margin	+9.2	-
<b>Field goals-att</b>	<b>153-295</b>	<b>133-300</b>
Field goal pct	.519	.443
<b>3 point fg-att</b>	<b>41-105</b>	<b>35-107</b>
3-point FG pct	.390	.327
3-pt FG made per game	8.2	7.0
<b>Free throws-att</b>	<b>80-96</b>	<b>80-117</b>
Free throw pct	.833	.684
F-Throws made per game	16.0	16.0
<b>Rebounds</b>	<b>158</b>	<b>172</b>
Rebounds per game	31.6	34.4
Rebounding margin	-2.8	-
<b>Assists</b>	<b>75</b>	<b>67</b>
Assists per game	15.0	13.4
<b>Turnovers</b>	<b>60</b>	<b>68</b>
Turnovers per game	12.0	13.6
Turnover margin	+1.6	-
Assist/turnover ratio	1.3	1.0
<b>Steals</b>	<b>46</b>	<b>36</b>
Steals per game	9.2	7.2
<b>Blocks</b>	<b>34</b>	<b>15</b>
Blocks per game	6.8	3.0
<b>Winning streak</b>	<b>2</b>	<b>-</b>
Home win streak	2	-
<b>Attendance</b>	<b>40406</b>	<b>27880</b>
Home games-Avg/Game	2-20203	3-9293
Neutral site-Avg/Game	-	0-0

### Team Results

Date	Opponent		Score	Att.
02/13/2024	Ole Miss	W	75-63	20064
02/17/2024	at Auburn	W	70-59	9121
02/21/2024	at LSU	L	74-75	9493
02/24/2024	Alabama	W	117-95	20342
02/27/2024	at Mississippi St.	W	91-89	9266



THE STAT CREW SYSTEM  
Kentucky Team Game-by-Game Comparison (as of Feb 27, 2024)  
All games

Opponent	1st	2nd	Score	Mar	Total FG	FG Pct	3-Pointers	3FG Pct	Free Throws	FT Pct	Rebounds	Assist	T/Over	Block	Steal	Fouls
NEW MEXICO ST.	37/29	49/17	86-46	+40	32-65/18-56	.492/.321	9-29/5-23	.310/.217	13-19/5-5	.684/1000	43/33 +10	17/10	6/18	3/2	13/2	11/16
TEX. A&M-COMMERCE	38/30	43/31	81-61	+20	32-67/23-56	.478/.411	8-23/10-27	.348/.370	9-10/5-11	.900/.455	36/33 +3	12/12	3/14	3/2	8/1	10/12
Kansas	48/41	36/48	84-89	(5)	25-76/28-59	.329/.475	12-38/6-18	.316/.333	22-30/27-36	.733/.750	42/45 (3)	14/22	8/14	3/4	9/7	22/23
STONEHILL	58/37	43/30	101-67	+34	39-61/24-64	.639/.375	17-32/11-39	.531/.282	6-8/8-12	.750/.667	36/29 +7	26/14	14/14	6/3	8/9	8/8
SAINT JOSEPH'S	41/38	36/39	96-88	+8	33-64/32-75	.516/.427	12-25/15-37	.480/.405	18-27/9-12	.667/.750	37/42 (5)	24/20	9/14	8/3	12/5	10/21
MARSHALL	69/41	49/41	118-82	+36	45-74/29-69	.608/.420	16-27/9-26	.593/.346	12-15/15-23	.800/.652	37/38 (1)	27/18	9/16	6/5	11/6	16/13
MIAMI (FL)	42/37	53/36	95-73	+22	37-62/26-59	.597/.441	9-21/5-19	.429/.263	12-17/16-21	.706/.762	29/35 (6)	26/8	8/15	5/1	9/5	18/15
UNCW	33/41	40/39	73-80	(7)	24-59/28-65	.407/.431	5-17/11-31	.294/.355	20-25/13-20	.800/.650	39/40 (1)	14/8	13/12	4/0	6/6	19/21
Penn	39/29	42/37	81-66	+15	34-69/26-57	.493/.456	8-20/9-28	.400/.321	5-10/5-9	.500/.556	41/31 +10	16/18	10/15	5/4	9/8	13/15
North Carolina	40/38	47/45	87-83	+4	30-72/27-57	.417/.474	8-23/8-24	.348/.333	19-26/21-27	.731/.778	42/32 +10	15/12	14/17	9/5	7/7	19/22
Louisville	53/33	42/43	95-76	+19	35-68/25-59	.515/.424	12-25/4-17	.480/.235	13-16/22-31	.813/.710	37/35 +2	19/14	13/13	8/2	9/6	21/14
ILLINOIS ST.	45/30	51/40	96-70	+26	36-63/26-79	.571/.329	11-25/8-35	.440/.229	13-17/10-18	.765/.556	40/45 (5)	23/13	6/8	9/2	7/3	16/18
Florida	37/45	50/40	87-85	+2	31-68/29-68	.456/.426	5-20/9-31	.250/.290	20-28/18-29	.714/.621	40/43 (3)	6/11	9/11	2/3	6/8	17/23
MISSOURI	47/42	43/35	90-77	+13	28-56/26-61	.500/.426	7-23/8-28	.304/.286	27-32/17-22	.844/.773	42/27 +15	14/14	13/11	3/6	6/6	17/22
Texas A&M	45/46	44/43	92-97	(5)	32-76/33-82	.421/.402	15-39/12-32	.385/.375	13-21/19-30	.619/.633	46/54 (8)	22/11	11/9	9/7	6/9	21/19
MISSISSIPPI ST.	47/29	43/48	90-77	+13	30-54/31-69	.556/.449	7-23/9-27	.304/.333	23-27/6-10	.852/.600	33/33 -	20/22	10/9	7/1	5/9	9/18
GEORGIA	54/35	51/61	105-96	+9	39-63/31-62	.619/.500	14-25/7-24	.560/.292	13-17/27-35	.765/.771	31/29 +2	27/16	14/12	6/3	9/8	22/17
South Carolina	25/33	37/46	62-79	(17)	25-62/29-60	.403/.483	4-13/11-24	.308/.458	8-9/10-14	.889/.714	33/36 (3)	7/20	8/9	6/6	5/5	17/14
Arkansas	24/26	39/31	63-57	+6	23-63/20-60	.365/.333	9-20/4-19	.450/.211	8-12/13-18	.667/.722	39/44 (5)	13/9	9/13	6/9	8/5	19/15
FLORIDA	41/36	43/48	91-94	(3)	35-78/32-78	.449/.410	10-26/12-28	.385/.429	11-17/18-22	.647/.818	48/50 (2)	17/17	9/9	14/6	6/6	14/17
TENNESSEE	42/46	50/57	92-103	(11)	34-69/36-74	.493/.486	12-27/12-30	.444/.400	12-19/19-26	.632/.731	38/44 (6)	17/22	9/7	6/4	3/6	24/21
Vanderbilt	54/38	55/39	109-77	+32	41-74/22-62	.554/.355	15-26/11-34	.577/.324	12-12/22-30	1000/.733	50/28 +22	22/14	12/12	3/5	10/5	19/9
GONZAGA	32/42	53/47	85-89	(4)	28-61/32-68	.459/.471	6-17/4-18	.353/.222	23-28/21-24	.821/.875	31/43 (12)	10/15	8/10	10/6	8/6	18/18
OLE MISS	43/29	32/34	75-63	+12	28-54/24-65	.519/.369	6-18/5-23	.333/.217	13-17/10-18	.765/.556	36/36 -	17/14	15/12	12/6	8/11	18/15
Auburn	39/29	31/30	70-59	+11	24-54/17-55	.444/.309	4-13/4-22	.308/.182	18-24/21-30	.750/.700	39/36 +3	10/11	12/11	3/5	8/8	23/16
LSU	36/27	38/48	74-75	(1)	27-62/25-56	.435/.446	8-20/9-20	.400/.450	12-12/16-25	1000/.640	30/38 (8)	9/12	13/14	5/3	10/6	19/13
ALABAMA	58/42	59/53	117-95	+22	41-65/34-60	.631/.567	13-24/6-17	.542/.353	22-26/21-27	.846/.778	26/28 (2)	24/14	10/16	7/1	11/5	21/21
Mississippi St.	35/43	56/46	91-89	+2	33-60/33-64	.550/.516	10-30/11-25	.333/.440	15-17/12-17	.882/.706	27/34 (7)	15/16	10/15	7/0	9/6	18/17

Note: Game totals are displayed in the format TEAM/OPPONENT for each category