

# Ole Miss

## SOFTBALL

## 2024 GAME NOTES

Ole Miss Athletics Communications | 908 All-American Dr. | Oxford, MS 38677 | 662-915-7031

SB Contact: Connor Allen | callen7@olemiss.edu | 662-832-3181 (c)

Web: OleMissSports.com/sports/softball | Twitter: @OleMissSports, @OleMissSoftball

Facebook: Facebook.com/OleMissSports, Facebook.com/OleMissSoftball | Instagram: @olemisssoftball

AT #8 ARKANSAS

MAY 3-5 // FAYETTEVILLE, ARK.

|                |           |         |           |
|----------------|-----------|---------|-----------|
| RECORD         | RECORD    | RANKING | RANKING   |
| 28-23          | 5-16      | --      | --        |
| HEAD COACH     | RECORD    | YEAR    | OM RECORD |
| Jamie Trachsel | 483-276-1 | 14th    | 137-92    |
|                |           |         | YEAR      |
|                |           |         | 4th       |



VS



|                 |         |         |            |
|-----------------|---------|---------|------------|
| RECORD          | RECORD  | RANKING | RANKING    |
| 35-13           | 13-8    | 15      | 11         |
| HEAD COACH      | RECORD  | YEAR    | ARK RECORD |
| Courtney Deifel | 340-187 | 10th    | 313-160    |
|                 |         |         | YEAR       |
|                 |         |         | 9th        |

### 2024 SCHEDULE

| DATE     | OPPONENT                              | RESULT/TIME (CT) |
|----------|---------------------------------------|------------------|
| Feb. 8   | vs. BYU \$                            | L, 4-7           |
| Feb. 9   | vs. Nevada \$                         | W, 3-2 (8)       |
| Feb. 9   | vs. Kansas City \$                    | W, 9-1 (6)       |
| Feb. 10  | at Hawaii \$                          | W, 15-0 (5)      |
| Feb. 11  | at Hawaii \$                          | W, 5-1           |
| Feb. 16  | vs. Pitt &                            | W, 11-0 (5)      |
| Feb. 16  | at Kennesaw State &                   | W, 3-1           |
| Feb. 17  | vs. ETSA &                            | W, 5-3           |
| Feb. 17  | at Kennesaw State &                   | W, 14-5 (6)      |
| Feb. 18  | vs. Pitt &                            | W, 2-1           |
| Feb. 23  | vs. UConn %                           | W, 2-1           |
| Feb. 23  | at #9 Clemson %                       | L, 1-9 (6)       |
| Feb. 24  | vs. Miami (OH) %                      | W, 10-8          |
| Feb. 25  | at #9 Clemson %                       | L, 0-5           |
| March 1  | SOUTHEASTERN LOUISIANA !              | W, 2-0           |
| March 1  | UAB !                                 | L, 4-6           |
| March 2  | KENT STATE !                          | W, 10-0 (5)      |
| March 2  | SOUTHEASTERN LOUISIANA !              | L, 4-9 (8)       |
| March 3  | UAB !                                 | W, 7-0           |
| March 5  | at Memphis                            | W, 9-0 (6)       |
| March 8  | #17 Mississippi State *               | L, 1-5           |
| March 9  | #17 Mississippi State *               | L, 0-4           |
| March 10 | #17 Mississippi State * [SEC Network] | W, 10-9 (8)      |
| March 13 | at Nicholls State                     | W, 4-1           |
| March 13 | at Nicholls State                     | W, 9-1           |
| March 15 | at #2 LSU *                           | L, 0-3           |
| March 16 | at #2 LSU * [ESPN]                    | W, 5-2           |
| March 17 | at #2 LSU * [SEC Network]             | W, 9-2           |
| March 23 | #5 GEORGIA *                          | L, 0-7           |
| March 23 | #5 GEORGIA *                          | L, 7-10 (8)      |
| March 24 | #5 GEORGIA *                          | L, 1-4           |
| March 29 | #22 SOUTH CAROLINA *                  | L, 0-2 (9)       |
| March 30 | #22 SOUTH CAROLINA *                  | L, 3-8           |
| March 31 | #22 SOUTH CAROLINA * [SEC Network]    | L, 0-4           |
| April 3  | UT MARTIN                             | L, 1-4           |
| April 3  | UT MARTIN                             | W, 4-2           |
| April 5  | at #14 Alabama *                      | L, 0-4           |
| April 6  | at #14 Alabama * [SEC Network]        | L, 1-5           |
| April 7  | at #14 Alabama *                      | L, 1-5           |
| April 12 | WESTERN KENTUCKY                      | L, 0-3           |
| April 13 | WESTERN KENTUCKY                      | W, 11-3 (6)      |
| April 14 | WESTERN KENTUCKY                      | W, 12-3 (5)      |
| April 16 | LOUISIANA TECH                        | W, 7-3           |
| April 16 | LOUISIANA TECH                        | W, 6-5 (13)      |
| April 19 | at #7 Texas A&M *                     | L, 2-5           |
| April 20 | at #7 Texas A&M *                     | L, 2-7           |
| April 21 | at #7 Texas A&M *                     | L, 0-2           |
| April 16 | SOUTHERN MISS                         | W, 7-3           |
| April 26 | AUBURN * [SEC Network]                | L, 2-1 (11)      |
| April 27 | AUBURN *                              | W, 4-2           |
| April 28 | AUBURN * [SEC Network]                | W, 7-2           |
| May 3    | at Arkansas *                         | 6 p.m.           |
| May 4    | at Arkansas * [SEC Network]           | 3 p.m.           |
| May 5    | at Arkansas * [SEC Network]           | 1 p.m.           |
| May 7-11 | vs. SEC Tournament #                  | TBD              |

Highest Ranking | Home Games in Bold and Caps

\$ - Paradise Classic (Honolulu, Hawaii)  
 & - Kennesaw State Tournament (Kennesaw, Ga.)  
 % - Clemson Classic (Clemson, S.C.)  
 ! - Ole Miss Classic (Oxford, Miss.)  
 \* - Southeastern Conference game  
 # - SEC Tournament (Auburn, Ala.)

### LEADING OFF

• Ole Miss softball closes out the regular season on the road in Fayetteville against No. 8 Arkansas. The two teams last met in the 2019 SEC Tournament Quarterfinals.

• Lefty Brianna Lopez was key in the Rebels series victory over Auburn, going 2-0 in the circle with a 1.05 ERA and 18 strikeouts in 13.1 innings of work.

• Jaden Pone went on a tear in April, racking up 20 hits and batting .351. She reached base safely in all 16 games played in the month span and had a hit in all but one contest.

• Senior Aynslie Furbush is having the best offensive season of her career. The Longwood, Florida, native is hitting .333 with 44 hits, including nine home runs and 44 RBI, all of which are career highs.

• On Sunday, Paige Smith will start her 257th career game in an Ole Miss uniform, passing former teammate Mikayla Allee for the most starts and games played as a Rebel.

• Lexie Brady leads Ole Miss with 13 home runs, the sixth most in the SEC. The junior is now two shy of tying the Ole Miss single-season program record.

• Aynslie Furbush and Jalia Lassiter each picked up their 100th career hit last weekend against Auburn.

### GAME INFO

Dates: May 3-5

Friday: 6 p.m. CT (SECN+)

Saturday: 3 p.m. CT (SEC Network)

Sunday: 1 p.m. CT (SEC Network)

Location: Fayetteville, Ark.

Venue: Bogle Park

All-Time Series: Arkansas leads 41-31

Last Meeting: May 12, 2022

Arkansas won 3-0

Gainesville, Fla.

Live Stats: OleMissStats.com

Twitter Updates: @OleMissSoftball

### NUMBERS TO KNOW

**28** In 2024, Ole Miss is playing its 28th season of collegiate softball. Team 28 features 13 returners from last season's roster, four impact transfers and three new additions to the coaching staff.

**32** The Ole Miss Softball Complex is in the midst of a \$32 million stadium project, set to be completed by the 2025 season, as part of Ole Miss' Champions. Now. Campaign.

**8** Fifth-year senior Paige Smith is making a run at the all-time Ole Miss runs batted in record. With 160 RBI, she ranks second all-time and stands just eight shy of passing Abbey Latham for the crown.

### PROJECTED STARTING LINEUP



IN THE CIRCLE

**QUICK FACTS**

**UNIVERSITY**

Name ..... University of Mississippi (Ole Miss)  
 Location ..... Oxford, Miss.  
 Founded..... Nov. 6, 1848  
 Enrollment .....24,710  
 Nickname .....Rebels  
 Colors ..... Cardinal Red & Navy Blue  
 Conference..... Southeastern  
 Chancellor ..... Dr. Glenn Boyce  
 Athletics Director..... Keith Carter

**COACHING/SUPPORT STAFF**

Head Coach ..... Jamie Trachsel  
 Alma Mater..... St. Cloud State, 2001  
 Record at Ole Miss ..... 137-92  
 Year at Ole Miss ..... 4th  
 Overall Record (14th Season) ..... 483-276-1  
 Assistant Coach ..... Daniel Nicolaisen  
 Alma Mater..... Neumann University, 2016  
 Year at Ole Miss ..... 1st  
 Assistant Coach ..... Karl Gollan  
 Alma Mater..... St. Ambrose University, 2024  
 Year at Ole Miss ..... 1st  
 Assistant Coach ..... DJ Sanders  
 Alma Mater..... Louisiana-Lafayette, 2018  
 Year at Ole Miss ..... 1st

**PROGRAM HISTORY**

First Year of Fastpitch Softball ..... 1997  
 All-Time Record (28 Seasons) ..... 735-826 (.470)  
 All-Time SEC Record..... 212-503 (.295)  
 SEC Tourn. Appearances .....  
 .....11 (06, 07, 08, 15, 16, 17, 18, 19, 21, 22, 23)  
 SEC Tournament Record .....8-10 (.444)  
 NCAA Tournament Appearances .....  
 .....7 (16, 17, 18, 19, 21, 22, 23)  
 NCAA Tournament Record ..... 17-15 (.531)

**TEAM INFORMATION**

2023 Overall Record..... 32-28 (.533)  
 2023 SEC Record..... 8-16 (.333)  
 2023 NCAA Postseason .....NCAA Regional  
 2023 Final Rankings..... RV  
 Letterwinners Returning/Lost..... 12/14  
 Position Starters Returning/Lost ..... 5/5  
 Pitchers Returning/Lost ..... 4/2  
 Newcomers ..... 8

**DAILY SCHEDULE**

| TUESDAY         | WEDNESDAY       | THURSDAY                        | FRIDAY                     | SATURDAY                   | SUNDAY                     |
|-----------------|-----------------|---------------------------------|----------------------------|----------------------------|----------------------------|
| • Team Practice | • Team Practice | • Travel Day<br>• Team Practice | • at Arkansas<br>6 p.m. CT | • at Arkansas<br>3 p.m. CT | • at Arkansas<br>1 p.m. CT |

\* All times central

**ATHLETICS COMMUNICATIONS:** Ole Miss Assistant Director of Athletic Communications Connor Allen handles all communications duties for the Ole Miss Softball Program. For any questions or special requests, contact him on his cell at (662) 832-3181 or reach him by email at callen7@olemiss.edu.

**PRACTICES/INTERVIEWS:** The Rebels practice throughout the week, with practice times varying. Media wishing to arrange interviews with coaches or players via phone call, Zoom or in person should contact Assistant Director of Athletic Communications Connor Allen. During the season, the Rebels generally take Monday’s off. All interview requests must be made at least 24 hours in advance. Media availability for players is subject to the team’s time management plan.

**WWW.OLEMISSSPORTS.COM:** All information regarding the Rebels, including player/coach bios, game recaps, notes, stats, and more, can be found online at the Official Website of Ole Miss Athletics, OleMissSports.com.

**LIVE STATS:** Live stats are available for each Ole Miss softball game. Links to follow will be made available online at OleMissSports.com, and can generally be found specifically in the game previews or in the game notes. For all Rebel home games, live stats are available via StatBroadcast on the schedule page at OleMissSports.com or by visiting olemiss.statbroadcast.com.

**WORKING CREDENTIALS:** Only approved media will be given access to cover home games upon request. Media space is very limited, so early notice is suggested if you wish to cover games. Media seating is located outside in front of the press box, so accommodations for weather should be considered. Any media who wish to cover games should notify Connor Allen at least 48 hours in advance so proper accommodations can be made.

**TELEVISION INFORMATION:** All Ole Miss home games not already scheduled for national television are broadcasted live on SEC Network + via WatchESPN.com and the ESPN app. Links for these broadcasts are made available on the schedule page at OleMissSports.com, as well as in each week’s preview. All other games scheduled on the ESPN family of networks can be found on the schedule page online.

**FOLLOW THE REBELS:** Fans and media alike can get an exclusive, behind-the-scenes look at the Rebels on their official social media accounts, listed below and to the left. All four platforms will provide exclusive content throughout the season. Fans and media can also follow the Official Social Media Accounts of Ole Miss Athletics on Twitter (@OleMissSports), on Facebook (Facebook.com/OleMissSports) and on Instagram (olemissathletics).

**IN THE DUGOUT/WHERE THEY ARE ON THE FIELD**



Jamie Trachsel  
3rd Base/Dugout



Daniel Nicolaisen  
Dugout/First Base



Karl Gollan  
Mound Visits/Dugout



DJ Sanders  
First Base/Dugout

# 2024 ROSTER

## NUMERICAL

| NO. | NAME                | POS.   | B/T | HT.  | YR.   | EXP. | HOMETOWN (PREVIOUS SCHOOL)                |
|-----|---------------------|--------|-----|------|-------|------|---|
| 1   | Jalia Lassiter      | UT     | R/R | 5-7  | So.   | 1L   | Atmore, Ala. (Flomaton)                   |
| 2   | Ma'Nia Womack       | UT     | R/R | 5-8  | Fr.   | HS   | Brandon, Miss. (Hartfield Academy)        |
| 6   | Jaden Pone          | UT     | L/R | 5-3  | Jr.   | TR   | Hope Mills, N.C. (Gray's Creek/Longwood)  |
| 8   | Annie Orman         | OF     | R/R | 5-7  | Jr.   | 2L   | Myrtle, Miss. (West Union)                |
| 9   | Paige Smith         | INF    | R/R | 5-5  | Sr.   | 4L   | Corona, Calif. (Norco)                    |
| 10  | Delaney Rummell     | INF    | R/R | 5-6  | Sr.   | TR   | Gilberts, Ill. (Hampshire/Illinois)       |
| 11  | Hallie Burns        | RHP    | R/R | 5-3  | Fr.   | HS   | Booneville, Miss. (Booneville)            |
| 12  | Stella Gidcumb      | UTL    | L/R | 5-8  | Fr.   | HS   | Paso Robles, Calif. (Buchanan)            |
| 15  | Makenna Kliethermes | RHP    | R/R | 5-10 | Sr.   | 1L   | Wardsville, Mo. (Blair Oaks/Oregon)       |
| 16  | Brianna Lopez       | LHP    | L/L | 5-7  | Jr.   | TR   | Riverside, Calif. (Ramona/Hawai'i)        |
| 17  | Catelyn Riley       | RHP    | R/R | 5-10 | Jr.   | 2L   | Dandridge, Tenn. (Jefferson County)       |
| 18  | Aynslie Furbush     | RHP/UT | R/R | 5-8  | Sr.   | 3L   | Longwood, Fla. (Winter Springs)           |
| 20  | Jamie Mackay        | C      | R/R | 5-10 | So.   | 1L   | Laguna Beach, Calif. (Pacifica Christian) |
| 21  | Grace Thompson      | INF    | R/R | 5-8  | R-Fr. | HS   | Beaumont, Texas (West Brook)              |
| 22  | Taylor Malvin       | OF     | L/R | 5-6  | So.   | 1L   | Johns Creek, Ga. (Buford)                 |
| 23  | Grace Sparks        | RHP    | R/R | 5-10 | So.   | 1L   | Crosby, Texas (Crosby)                    |
| 25  | Tenly Grisham       | INF    | L/R | 5-4  | So.   | 1L   | Philadelphia, Miss. (Neshoba)             |
| 26  | Angelina Deleon     | INF    | R/R | 5-5  | Jr.   | 2L   | Valley Springs, Calif. (Calaveras)        |
| 28  | Ryan Starr          | INF    | L/R | 5-3  | So.   | TR   | New York, N.Y. (Massapequa/Syracuse)      |
| 31  | Lexie Brady         | C/UT   | R/R | 5-9  | Jr.   | 2L   | Sioux Falls, S.D. (O'Gorman)              |
| 33  | Alexa Rosales       | OF     | R/R | 5-6  | Fr.   | HS   | Chino Hills, Calif. (Chino Hills)         |

## ALPHABETICAL

| NO. | NAME                |
|-----|---------------------|
| 31  | Lexie Brady         |
| 11  | Hallie Burns        |
| 26  | Angelina Deleon     |
| 18  | Aynslie Furbush     |
| 12  | Stella Gidcumb      |
| 25  | Tenly Grisham       |
| 15  | Makenna Kliethermes |
| 1   | Jalia Lassiter      |
| 16  | Brianna Lopez       |
| 20  | Jamie Mackay        |
| 22  | Taylor Malvin       |
| 8   | Annie Orman         |
| 6   | Jaden Pone          |
| 17  | Catelyn Riley       |
| 33  | Alexa Rosales       |
| 10  | Delaney Rummell     |
| 9   | Paige Smith         |
| 23  | Grace Sparks        |
| 28  | Ryan Starr          |
| 21  | Grace Thompson      |
| 2   | Ma'Nia Womack       |

## COACHING STAFF

**Head Coach:** Jamie Trachsel, 4th season (St. Cloud St., 2001)  
**Assistant Coach:** Daniel Nicolaisen, 1st season (Neumann, 2016)  
**Assistant Coach:** Karl Gollan, 1st season (St. Ambrose University, 2024)  
**Assistant Coach:** DJ Sanders, 1st season (Louisiana-Lafayette, 2018)

## SUPPORT STAFF

**Director of Operations:** Savana Sikes, 1st season (Georgia, 2022)  
**Athletic Trainer:** Brittney Roberts, 2nd season (Florida State, 2013)  
**Strength and Conditioning:** Chas Ossenheimer, 4th season (UCF, 2009)  
**Graduate Managers:** Matt Burke, Mackense Greico and Anna Tate

# ROSTER BREAKDOWN

## BY CLASS

### Seniors | 4

Aynslie Furbush, Makenna Kliethermes  
 Delaney Rummell, Paige Smith

### Juniors | 6

Lexie Brady, Angelina Deleon  
 Brianna Lopez, Annie Orman  
 Jaden Pone, Catelyn Riley

### Sophomores | 6

Tenly Grisham, Jalia Lassiter  
 Jamie Mackay, Taylor Malvin  
 Grace Sparks, Ryan Starr

### Redshirt Freshmen | 1

Grace Thompson

### Freshmen | 4

Hallie Burns, Stella Gidcumb  
 Alexa Rosales, Ma'Nia Womack

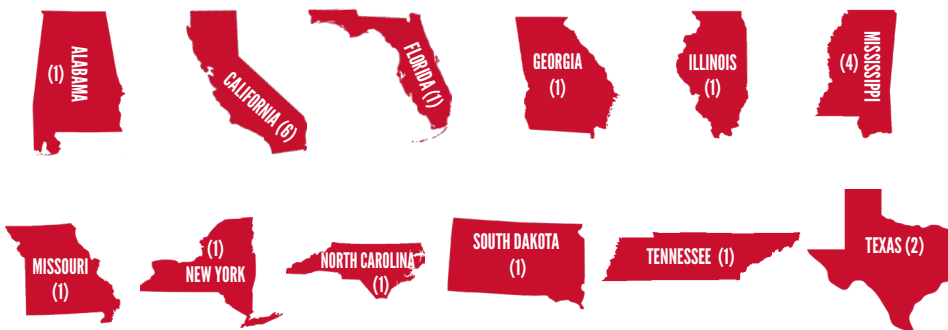
### Newcomers | 8

Hallie Burns, Stella Gidcumb  
 Brianna Lopez, Jaden Pone  
 Alexa Rosales, Delaney Rummell  
 Ryan Starr, Ma'Nia Womack

## PRONUNCIATION GUIDE

|                     |              |
|---------------------|--------------|
| Angelina Deleon     | DAY-Leon     |
| Aynslie Furbush     | ANNS-lee     |
| Makenna Kliethermes | KLEE-thermus |
| Jalia Lassiter      | JAY-la       |
| Jamie Mackay        | MUH-kay      |
| Ma'Nia Womack       | MUH-Ny-uh    |
| ---                 |              |
| Jamie Trachsel      | TRACK-suhl   |

## BY HOME STATE



## SENIOR SENDOFF

Last weekend, Ole Miss sent its four seniors out with a bang, taking the series from Auburn in their final games in Oxford. All four of the Rebel seniors contributed in big ways to secure two crucial wins in SEC play. Paige Smith reached base in half of her at-bats, including a .375 mark at the plate. Aynslie Furbush homered twice and drove in five runs, while Delaney Rummell notched three hits, including her second home run of the season. In the circle, Makenna Kliethermes gave up one hit over 3.2 shutout innings and picked up a save in Saturday's win.

## TAMING THE TIGERS

After dropping the series opener against Auburn in an 11-inning pitcher's duel on Friday night, Ole Miss responded to win the series, taking the final two games of the weekend. The Rebels took advantage of three Tiger errors and a brilliant outing from Brianna Lopez in relief to even the series. In a decisive game three, Ole Miss left no doubt, belting three home runs in a 7-2 rout of Auburn to take the series on Senior Weekend.

## SPINNING IT

Down the stretch in conference play, Ole Miss has leaned heavily on Brianna Lopez in the circle. The lefty went 4-0 in 12 appearances in the month of April, registering a 1.97 ERA through a team-high 39.0 innings of work. Lopez's ability to change speed and disrupt opposing hitters' timing is a big reason for her success. This past weekend against Auburn, she earned both of the Rebels' victories while racking up 18 strikeouts to go along with a 1.05 ERA.

## LEGACY AND LOYALTY

Playing in her fifth and final season of eligibility, Paige Smith elected to return to Ole Miss for legacy and loyalty. A true threat in the middle of the Rebel lineup, she is one of seven players in Ole Miss history with 100 hits and 100 RBI and ranks second in the record books with 160 RBI. The Corona, California, native has appeared in a Rebel uniform and started every game since stepping on campus in 2019. Looking to leave her mark as one of the program's top sluggers, Smith recorded her 189th career hit last week, passing Lisa Conchos (187, 2006-09) for the ninth most all-time at Ole Miss.

## KEEPING IT 100

Aynslie Furbush and Jalia Lassiter become the most recent Rebels to record their 100th career hits. Furbush, a senior, has nearly half of her career hits this season alone. In her best offensive season her her career, it was only fitting that she tallied hit No. 100 with a home run that cleared the scoreboard. Lassiter picked up her 100th career hit in just her second season of collegiate softball with a 3-for-6 night on Friday against Auburn, in which she finished a home run shy of the cycle.

## POWER SURGE

After patiently waiting for her opportunity, Lexie Brady took over as the Rebels' starting catcher for 19 of the final 20 games last year, powering Ole Miss down the stretch. Back for her junior season, the Sioux Falls, South Dakota, native has taken the next step, assuming the cleanup role in the Rebel lineup. Brady leads the team with 13 home runs (sixth in the SEC and 53rd nationally). Further, her 13 dingers are the third most in a single season in program history, just two shy of tying DeDe

## THE REBELS' RECORD WHEN...

| Category                          | Overall | SEC  |
|-----------------------------------|---------|------|
| Overall                           | 28-23   | 5-16 |
| Home                              | 12-13   | 3-9  |
| Away                              | 9-9     | 2-7  |
| Neutral                           | 7-1     | 0-0  |
| Day games                         | 21-16   | 3-12 |
| Night (6 p.m. or later) games     | 7-7     | 2-4  |
| In February                       | 11-3    | 0-0  |
| In March                          | 9-11    | 3-9  |
| In April                          | 8-9     | 2-7  |
| In May                            | 0-0     | 0-0  |
| vs. Left-handed starters          | 3-5     | 1-3  |
| vs. Right-handed starters         | 25-18   | 4-13 |
| vs. Ranked teams                  | 3-17    | 3-15 |
| One-run games                     | 5-1     | 1-1  |
| Two-run games                     | 6-3     | 1-2  |
| 5+ run games                      | 12-6    | 2-3  |
| In extra innings                  | 3-3     | 1-2  |
| Shutouts                          | 6-9     | 0-7  |
| Scoring first                     | 16-5    | 2-3  |
| Scoring in 1st inning             | 15-4    | 2-2  |
| Scoring 0-2 runs                  | 3-18    | 0-14 |
| Scoring 3-5 runs                  | 8-4     | 2-1  |
| Scoring 6-9 runs                  | 9-1     | 2-1  |
| Scoring 10 or more runs           | 8-0     | 1-0  |
| Leading after four innings        | 20-2    | 4-1  |
| Leading after five innings        | 19-2    | 3-1  |
| Leading after six innings         | 16-0    | 3-0  |
| Tied after six innings            | 4-4     | 2-3  |
| Trailing after six innings        | 0-18    | 0-13 |
| Outhitting the opponent           | 21-2    | 2-1  |
| Outhit by the opponent            | 3-18    | 2-13 |
| Same number of hits as opponent   | 4-3     | 1-2  |
| Hitting a home run                | 19-5    | 4-3  |
| Not hitting a home run            | 9-18    | 1-13 |
| Allowing a home run               | 7-9     | 3-7  |
| Not allowing a home run           | 21-14   | 2-9  |
| Making no errors                  | 15-3    | 3-3  |
| Making one error                  | 11-10   | 2-10 |
| Making two or more errors         | 2-10    | 0-3  |
| Opponent makes no errors          | 10-9    | 1-7  |
| Opponent makes one error          | 7-9     | 1-9  |
| Opponent makes two or more errors | 11-5    | 3-2  |
| In Powder Jerseys                 | 4-1     | 2-1  |
| In White Jerseys                  | 2-5     | 1-4  |
| In Navy Jerseys                   | 3-9     | 1-6  |
| In Red Jerseys                    | 4-5     | 1-4  |
| In Pinstripe Jerseys              | 4-0     | 0-0  |
| In Gray Jerseys                   | 10-2    | 0-0  |
| In Teal Jerseys                   | 1-0     | 0-0  |
| In Pink Jerseys                   | 0-1     | 0-1  |



Justice (2003) for the record. A threat to reach base any time she's at the plate, Brady leads the team with 29 walks and has been hit by a pitch 15 times.

**MIDWEEK MADNESS**

The twin bill between Ole Miss and Louisiana Tech had a little of everything: home runs, strikeouts, extra innings and, of course, rally caps. The Rebels grabbed a convincing 7-3 win in game one and grinded out a thrilling 13-inning walk-off win in game two to secure the doubleheader sweep in the fourth-longest game in program history.

**AIN'T IT GRAND?**

On Saturday and Sunday of their bye week from conference play, the Rebels found themselves in a familiar position in the first inning with the bases loaded and Aynslie Furbush at the dish. The senior launched grand slams in back-to-back games to lift Ole Miss past Western Kentucky, driving in 11 total runs on the weekend. It shouldn't come as a surprise, as Furbush is no stranger to the moment. As a freshman, she became the first Rebel ever to register a grand slam with her first hit and needed just three career at-bats to become the fifth player in program history with multiple grand slams in a career. After adding two more to her total this weekend, Furbush has the most grand slams in program history.

**TOPPED**

In its bye week from SEC play, Ole Miss softball picked up a big non-conference victory over Western Kentucky. The Rebels responded after a tough loss on Friday night, in which their seventh-inning rally fell short, to run-rule the Hilltoppers in back-to-back games to secure the series. The offense came alive, scoring 23 runs on 23 hits over the final two games, marking the first time Ole Miss has scored double digits in consecutive games this season.

**REWRITING THE RECORD BOOKS**

Playing her fifth season in an Ole Miss uniform, senior Paige Smith continues to leave her mark on the record book. The Corona, California, native has started 254 career games in a Rebel uniform, the second-most all-time. Smith also finds herself in the top-10 in program history in doubles (tied for first, 42) RBI (second, 160), home runs (fourth, 37), total bases (fourth, 344), walks (sixth, 79), slugging percentage (ninth, .460), runs (ninth, 118) and hits (ninth, 189).

**DON'T RUN ON LEXIE**

Not only is Lexie Brady an offensive weapon, but she is a general behind the plate. She leads the SEC and ranks 14th in the country with 13 runners caught stealing. She also boasts a .987 fielding percentage with 269 putouts and 24 assists.

**SAVING THE BEST FOR LAST**

**AROUND THE SEC**  
**SEC STANDINGS**  
 (as of 4/30)

| School            | SEC   | Pct. | Overall | Pct. | Last 10 | Strk |
|-------------------|-------|------|---------|------|---------|------|
| Tennessee         | 16-5  | .762 | 37-9    | .804 | 7-3     | L1   |
| Texas A&M         | 15-6  | .714 | 39-9    | .809 | 8-2     | W8   |
| Florida           | 14-7  | .667 | 39-12   | .765 | 5-5     | W1   |
| Arkansas          | 13-8  | .619 | 34-13   | .723 | 7-3     | L1   |
| Georgia           | 11-10 | .524 | 37-13   | .740 | 5-5     | L1   |
| LSU               | 12-12 | .500 | 36-13   | .735 | 4-6     | W1   |
| Missouri          | 10-11 | .476 | 37-14   | .725 | 6-4     | L1   |
| Mississippi State | 10-11 | .476 | 31-16   | .660 | 3-7     | W1   |
| Alabama           | 9-12  | .429 | 32-14   | .696 | 4-6     | W1   |
| South Carolina    | 8-13  | .381 | 32-18   | .640 | 4-6     | W1   |
| Kentucky          | 8-13  | .381 | 30-18   | .625 | 6-4     | L1   |
| Auburn            | 7-14  | .333 | 25-17-1 | .593 | 5-5     | L2   |
| Ole Miss          | 5-16  | .238 | 28-23   | .549 | 6-4     | W2   |

**PLAYER OF THE WEEK**

Week 1: Rylie West (Tennessee)  
 Week 2: Jocelyn Erickson (UF) & Allie Enright (TAMU)  
 Week 3: Jenna Johnson (Ala.) & Ali Newland (LSU)  
 Week 4: Korbe Otis (UF)  
 Week 5: Bri Ellis (Arkansas)  
 Week 6: Bri Ellis (Arkansas)  
 Week 7: Skylar Wallace (Florida)  
 Week 8: Mya Dodge (Missouri)  
 Week 9: Jazmine Hill (Texas A&M)  
 Week 10: Rylea Smith (UK) & Trinity Cannon (TAMU)  
 Week 11: Abby Hay (Missouri)  
 Week 12: Reagan Walsh (Florida)  
 Week 13:

**PITCHER OF THE WEEK**

Week 1: Stephanie Schoonover (Kentucky)  
 Week 2: Aspen Wesley (MSU) & Emiley Kennedy (TAMU)  
 Week 3: Emiley Kennedy (TAMU)  
 Week 4: Maddie Penta (Auburn)  
 Week 5: Karlyn Pickens (Tennessee)  
 Week 6: Makenna Kliethermes (OM) & Karlyn Pickens (UT)  
 Week 7: Payton Gottshall (Tennessee)  
 Week 8: Alana Vawter (South Carolina)  
 Week 9: Kayla Beaver (UA) & Morgan Leinstock (Ark)  
 Week 10: Robyn Herron (Arkansas)  
 Week 11: Morgan Leinstock (Arkansas)  
 Week 12: Karlyn Pickens (Tennessee)  
 Week 13:

**FRESHMAN OF THE WEEK**

Week 1: Lauren Johnson (Ala.) & Olivia Miller (UF)  
 Week 2: Keagan Rothrock (UF)  
 Week 3: Ava Brown (UF)  
 Week 4: Keagan Rothrock (UF)  
 Week 5: Ava Brown (UF) & Salen Hawkins (MSU)  
 Week 6: Kennedy Miller (Arkansas)  
 Week 7: Mia Williams (UF) & Marissa McCann (MIZ)  
 Week 8: Marissa McCann (Missouri)  
 Week 9: Jocelyn Briski (Alabama)  
 Week 10: Stefania Abruscato (Missouri)  
 Week 11: Jocelyn Briski (Ala.) & Sydney Langdon (UK)  
 Week 12: Sage Mardjetko (South Carolina)  
 Week 13:

**RANKINGS ROUNDUP**

|                   | Preseason | 1  | 2  | 3  | 4  | 5  | 6  | 7  | 8  | 9  | 10 | 11 | 12 | 13 | 14 | 15 | Final |
|-------------------|-----------|----|----|----|----|----|----|----|----|----|----|----|----|----|----|----|-------|
| USA Today/NFCA    | --        | -- | -- | -- | -- | -- | -- | RV | -- | -- | -- | -- | -- | -- | -- | -- | --    |
| USA Softball/ESPN | RV        | -- | -- | -- | -- | -- | RV | RV | -- | -- | -- | -- | -- | -- | -- | -- | --    |
| Softball America  | --        | -- | -- | -- | -- | -- | -- | -- | -- | -- | -- | -- | -- | -- | -- | -- | --    |
| D1 Softball       | --        | -- | -- | -- | -- | -- | -- | -- | -- | -- | -- | -- | -- | -- | -- | -- | --    |
| NCAA RPI          | --        | -- | -- | -- | 63 | 51 | 29 | 30 | 42 | 46 | 42 | 42 | 42 |    |    |    |       |



Playing her fourth and final season in an Ole Miss uniform, Aynslie Furbush is having the best year of her career. A two-way player, she stars for the Rebels in the circle and the batter's box, always finding a way to impact the game. In 2024, Furbush has 44 hits, the most she's tallied in a single season of her career, while ranking second on the team with a .333 average at the plate and leading the offense with 40 RBI. In the circle, she has four saves while posting a 3.27 ERA in 60.0 innings of work.

## LEADOFF LASSITER

After capping off her rookie campaign with NFCA All-South Region Third Team Honors, Jalia Lassiter is proving to be one of the most electric players in the SEC. Just a sophomore, the Atmore, Alabama, native brings a different level of energy to the diamond with her game-changing speed, swagger and confidence. Hitting at the top of the order, she ranks third on the team with a .320 mark at the plate and is tied for the team lead with 55 hits so far this season (ninth in the SEC).

## TRIPLE THREAT

One of the most consistent parts of the Ole Miss lineup is left fielder Jaden Pone. Reaching base any way she can, the junior is a triple threat at the plate with the ability to bunt, slap and swing away. Pone leads the team with a .346 batting average and 55 hits, including the 200th of her career two weeks ago. A key addition to the offense, she has reached base safely in each of the last 16 games. Although this is her first season in Oxford, Pone is no stranger to success at the plate. She ranks among the nation's best, boasting a .392 career batting average, the 41st best mark among active players in Division I.

## THE LAST TIME...

### Ole Miss

|  |  |
|--|--|
| Scored 15+ runs in a game                  | February 10, 2024 at Hawaii (W, 15-0 (5))                              |
| Scored 20+ runs in a game                  | April 19, 2019 vs. Mississippi State (W, 21-0)                         |
| Recorded 15+ hits in a game                | February 24, 2024 vs. Miami (OH) (17)                                  |
| Recorded 20+ hits in a game                | March 11, 2015 vs. UAPB (21)   |
| Drew 10 or more walks in a game            | May 11, 2022 vs. Georgia (10)  |
| Stole seven or more bases in a game        | February 19, 2020 vs. Mississippi Valley State (9)                     |
| Defeated a top-five ranked team            | March 18, 2024 at No. 2 LSU (W, 9-2)                                   |
| Defeated the No. 1 ranked team             | May 11, 2017 vs. No. 1 Florida - SEC Tournament Quarterfinals (W, 2-0) |
| Defeated a ranked opponent at home         | March 10, 2024 vs. No. 17 Mississippi State (W, 10-9 (8))              |
| Defeated a ranked opponent on the road     | March 18, 2024 at No. 2 LSU (W, 9-2)                                   |
| Defeated ranked opponent at a neutral site | May 20, 2023 vs. No. 18 Baylor (W, 9-2)                                |
| Won a run-rule game                        | April 14, 2024 vs. WKU (W, 12-3 (5))                                   |
| Won an extra-inning game                   | April 16, 2024 vs. Louisiana Tech (W, 6-5 (13))                        |
| Lost an extra-inning game                  | April 26, 2024 vs. Auburn (L, 1-2 (11))                                |
| Came back in the 7th inning for a victory  | May 7, 2023 vs. No. 14 Alabama (W, 5-4)                                |

### A Rebel

|                                    |   |
|------------------------------------|---|
| Recorded 4+ hits in a game         | 4, Jaden Pone vs. Louisiana Tech (4/16/24)                            |
| Scored 4+ runs in a game           | 4, Tate Whitley at Georgia (5/7/22)                                   |
| Drove in 5+ runs in a game         | 6, Aynslie Furbush vs. WKU (4/14/24)                                  |
| Hit 2+ home runs in a game         | 2, Aynslie Furbush vs. WKU (4/14/24)                                  |
| Hit a grand slam                   | Jamie Mackay vs. WKU (4/14/24)  |
| Hit back-to-back home runs         | Delaney Rummell and Jamie Mackay vs. Auburn (4/28/24)                 |
| Hit back-to-back-to-back home runs | Brittany Finney, Alex Schneider, Abbey Latham vs. UT Martin (4/25/15) |
| Drew 4+ walks in a game            | 4, Autumn Gillespie at UAB (2/22/20)                                  |
| Stole 3+ bases in a game           | 3, Jalia Lassiter vs. Memphis (3/28/23)                               |
| Had a walk-off home run            | Grand Slam, Jamie Mackay vs. WKU (4/14/24)                            |
| Had a walk-off hit                 | RBI-single, Aynslie Furbush vs. Louisiana Tech (4/16/24)              |
| Led off a game with a home run     | Jalia Lassiter vs. Louisiana Tech (4/16/24)                           |
| Hit an inside-the-park home run    | Jalia Lassiter at Kennesaw State (2/17/24)                            |

|   |  |
|---|--|
| Pitched a seven-inning complete-game shutout    | Aynslie Furbush vs. SEMO (3/4/23)  |
| Pitched an extra-inning complete-game shutout   | 8 innings, Anna Borgen vs. Auburn (4/23/20)                                  |
| Pitched a perfect game                          | Carly Hummel vs. Utah State (3/3/14)   |
| Pitched a combined no-hitter                    | Savannah Diederich, Brooke Vestal, Landyn Bruce vs. Tennessee State (4/5/22) |
| Pitched a solo no-hitter                        | Carly Hummel vs. Utah State (3/3/14)   |
| Pitched a seven-inning complete game one-hitter | Aynslie Furbush vs. SEMO (3/4/23)  |
| Recorded 12+ strikeouts in a game               | 13, Makenna Kliethermes vs. Mount St. Mary's (3/3/23)                        |
| Pitched 10+ innings in a game                   | 10.0 innings, Molly Jacobsen vs. No. 6 Florida (3/29/19)                     |

## NATIONAL POLLS

### USA Today/NFCA Coaches Top 25 Poll

(as of April 30, 2024)

| Rank | Team              | Record  | Prev. |
|------|-------------------|---------|-------|
| 1    | Texas             | 42-6    | 1     |
| 2    | Oklahoma          | 45-4    | 2     |
| 3    | Tennessee         | 37-9    | 3     |
| 4    | Oklahoma State    | 42-8    | 4     |
| 5    | Duke              | 44-6    | 5     |
| 6    | Stanford          | 39-11   | 7     |
| 7    | UCLA              | 30-10   | 9     |
| 8    | Texas A&M         | 39-9    | 10    |
| 9    | Washington        | 31-10   | 8     |
| 10   | LSU               | 36-13   | 6     |
| 11   | Florida           | 39-12   | 12    |
| 12   | Florida State     | 40-10   | 16    |
| 13   | Missouri          | 37-13   | 14    |
| 14   | Georgia           | 37-13   | 11    |
| 15   | Arkansas          | 34-13   | 15    |
| 16   | Virginia Tech     | 38-11-1 | 13    |
| 17   | Alabama           | 32-14   | 17    |
| 18   | Arizona           | 32-15-1 | 19    |
| 19   | California        | 33-15   | 20    |
| 20   | Mississippi State | 30-16   | 18    |
| 21   | Louisiana         | 38-14   | 25    |
| 22   | Boston University | 45-4-1  | 23    |
| 23   | Clemson           | 33-16   | 22    |
| 24   | Kentucky          | 30-18   | 21    |
| 25   | Oregon            | 27-16   | 24    |

Others Receiving Votes: Northwestern (62), South Carolina (33), Miami (22), Texas State (16), Grand Canyon (6), Virginia (3), Baylor (2)

### USA Softball Top 25 Poll

(as of April 30, 2024)

| Rank | Team              | Record  | Prev. |
|------|-------------------|---------|-------|
| 1    | Texas             | 42-6    | 1     |
| 2    | Oklahoma          | 45-4    | 2     |
| 3    | Tennessee         | 37-9    | 3     |
| 4    | Oklahoma State    | 42-8    | 4     |
| 5    | Duke              | 44-6    | 5     |
| 6    | UCLA              | 30-10   | 6     |
| 7    | Stanford          | 39-11   | 8     |
| 8    | Texas A&M         | 39-9    | 11    |
| 9    | Florida           | 39-12   | 12    |
| 10   | Washington        | 31-10   | 10    |
| 11   | Arkansas          | 34-13   | 13    |
| 12   | Georgia           | 37-13   | 9     |
| 13   | LSU               | 36-13   | 7     |
| 14   | Florida State     | 40-10   | 16    |
| 15   | Missouri          | 37-13   | 14    |
| 16   | Alabama           | 32-14   | 17    |
| 17   | Louisiana         | 38-15   | 19    |
| 18   | Virginia Tech     | 38-11-1 | 15    |
| 19   | Mississippi State | 30-16   | 18    |
| 20   | Arizona           | 32-15-1 | 20    |
| 21   | Oregon            | 27-16   | 23    |
| 22   | Clemson           | 33-16   | 21    |
| 23   | Northwestern      | 31-9    | RV    |
| 24   | Kentucky          | 30-18   | 22    |
| 25   | Miami (OH)        | 40-7    | RV    |

Others Receiving Votes: Boston U (36), Texas State (34), California (33), South Carolina (27), Baylor (19), Auburn (8), Eastern Kentucky (2), Virginia (1), Michigan (1)

**MAKXXXXXXXXXXXXXXXXXENNA**

After helping Ole Miss softball take its highest-ranked series win in program history at No. 2 LSU, senior right-hand pitcher Makenna Kliethermes was named SEC Co-Pitcher of the Week on March 19. Kliethermes was lights out in the circle, registering a 3-0 record for the Rebels on the week, including a pair over the Tigers. Making two starts and one appearance out of the bullpen, she surrendered just one earned run and struck out 17 batters over 17.0 innings pitched for a 0.41 ERA.

**CALLING BATON ROUGE**

The Rebels shocked the softball world on March 18, taking the series with a dominant 9-2 win over the second-ranked Tigers. With the victory, Ole Miss secured up its 20th win of the season in style, dominating the rubber match with No. 2 LSU and grabbing its highest-ranked series win in program history. It also marked the Rebels' first series win over the Tigers in Baton Rouge since 2008 and was the most runs Ole Miss has scored in a three-game set against LSU in the program's history.

**UNDEFEATED NO MORE**

A career night for Jalia Lassiter and a gem from Makenna Kliethermes helped Ole Miss softball shock No. 2 LSU 5-2, handing the last undefeated team in the nation its first loss of the season on March 17 night at Tiger Park. The Rebels picked up their highest ranked win of the Jamie Trachsel Era and first win over a top-three opponent since beating No. 3 Oregon 1-0 in nine innings on February 17, 2018. They rallied back from a two-run deficit, scoring five unanswered runs to upset the Tigers. Lassiter led the offense at the plate, going 3-for-4 with a career-high two doubles, a run scored and two RBI in the seventh inning, which proved to be the dagger. Kliethermes went toe-to-toe with one of the best pitchers in the nation, allowing only two runs, one of which came unearned, over 6.1 innings pitched.

**BUILDING SOMETHING SPECIAL**

One of the most exciting things fans and student-athletes have to look forward to in 2024 is a brand new softball stadium as part of Ole Miss' Champions. Now.

**REBELS IN THE SEC/NCAA (2024)**

| TEAM                    | VALUE | SEC | NCAA |
|-------------------------|-------|-----|------|
| Batting Average         | .275  | 9   | 130  |
| Double Plays Per Game   | 0.45  | 4   | 29   |
| Doubles                 | 57    | 9   | 133  |
| Doubles Per Game        | 1.12  | 10  | 177  |
| Earned Run Average      | 2.72  | 10  | 45   |
| Fielding Percentage     | .967  | 9   | 82   |
| Home Runs Per Game      | 0.76  | 10  | 80   |
| On Base Percentage      | .372  | 9   | 78   |
| Scoring                 | 4.61  | 10  | 112  |
| Shutouts                | 6     | 13  | 110  |
| Slugging Percentage     | .413  | 10  | 116  |
| Strikeout-to-Walk Ratio | 1.68  | 13  | 131  |
| Stolen Bases            | 33    | 11  | 211  |
| Win-Loss Percentage     | .549  | 13  | 122  |
| Walks                   | 169   | 7   | 29   |

**INDIVIDUAL**

**LEXIE BRADY**

|                    |    |   |    |
|--------------------|----|---|----|
| Home Runs          | 13 | 6 | 53 |
| Hit By Pitch       | 15 | 2 | 12 |
| Caught Stealing By | 13 | 1 | 14 |

**AYNSLIE FURBUSH**

|       |    |   |     |
|-------|----|---|-----|
| RBI's | 40 | 9 | 114 |
| Saves | 4  | 4 | 40  |

**JALIA LASSITER**

|              |    |   |     |
|--------------|----|---|-----|
| Hits         | 55 | 9 | 136 |
| Stolen Bases | 17 | 4 | 93  |

**JADEN PONE**

|      |    |   |     |
|------|----|---|-----|
| Hits | 55 | 9 | 136 |
|------|----|---|-----|

**GRACE SPARKS**

|     |      |    |    |
|-----|------|----|----|
| ERA | 2.15 | 13 | 97 |
|-----|------|----|----|

**HOME RUN TRACKER (2024)**

| Player          | Date | Opp.           | OB | Inn. | Outs | Score |
|-----------------|------|----------------|----|------|------|-------|
| Lexie Brady     | 2/8  | BYU            | 2  | 7    | 2    | 4-7   |
| Lexie Brady     | 2/9  | Kansas City    | 0  | 3    | 0    | 1-1   |
| Aynslie Furbush | 2/9  | Kansas City    | 0  | 3    | 0    | 2-1   |
| Jamie Mackay    | 2/9  | Kansas City    | 0  | 3    | 1    | 3-1   |
| Lexie Brady     | 2/9  | Kansas City    | 2  | 6    | 1    | 9-1   |
| Ma'Nia Womack   | 2/10 | Hawaii         | 0  | 5    | 0    | 12-0  |
| Lexie Brady     | 2/16 | Kennesaw State | 1  | 1    | 2    | 2-0   |
| Jalia Lassiter  | 2/17 | Kennesaw State | 2  | 5    | 2    | 11-3  |
| Lexie Brady     | 2/24 | Miami (OH)     | 2  | 5    | 0    | 5-7   |
| Paige Smith     | 2/24 | Miami (OH)     | 0  | 5    | 0    | 6-7   |
| Delaney Rummell | 2/24 | Miami (OH)     | 1  | 7    | 1    | 10-7  |
| Paige Smith     | 3/2  | SLU            | 1  | 4    | 0    | 3-2   |
| Lexie Brady     | 3/3  | UAB            | 1  | 4    | 0    | 2-0   |
| Paige Smith     | 3/5  | Memphis        | 1  | 1    | 1    | 2-0   |
| Paige Smith     | 3/5  | Memphis        | 0  | 4    | 1    | 6-0   |
| Annie Orman     | 3/10 | MSU            | 1  | 3    | 1    | 6-6   |
| Lexie Brady     | 3/10 | MSU            | 0  | 8    | 0    | 10-9  |
| Lexie Brady     | 3/13 | Nicholls State | 1  | 1    | 2    | 2-0   |
| Lexie Brady     | 3/13 | Nicholls State | 1  | 4    | 0    | 2-1   |
| Aynslie Furbush | 3/18 | LSU            | 0  | 3    | 1    | 4-0   |
| Lexie Brady     | 3/23 | Georgia        | 0  | 2    | 0    | 1-3   |
| Aynslie Furbush | 3/23 | Georgia        | 0  | 2    | 0    | 2-3   |
| Lexie Brady     | 4/3  | UT Martin      | 0  | 3    | 1    | 2-2   |
| Aynslie Furbush | 4/13 | WKU            | 3  | 1    | 1    | 4-1   |
| Aynslie Furbush | 4/14 | WKU            | 3  | 1    | 1    | 4-0   |
| Aynslie Furbush | 4/14 | WKU            | 0  | 4    | 0    | 5-3   |
| Jamie Mackay    | 4/14 | WKU            | 3  | 5    | 0    | 12-3  |
| Paige Smith     | 4/16 | LA Tech        | 0  | 3    | 0    | 3-0   |
| Jalia Lassiter  | 4/16 | LA Tech        | 0  | 4    | 0    | 5-2   |
| Lexie Brady     | 4/16 | LA Tech        | 1  | 6    | 1    | 7-2   |
| Jalia Lassiter  | 4/16 | LA Tech        | 0  | 1    | 0    | 1-0   |
| Angelina DeLeon | 4/19 | TAMU           | 1  | 5    | 1    | 2-2   |
| Aynslie Furbush | 4/20 | TAMU           | 0  | 2    | 1    | 1-3   |
| Lexie Brady     | 4/23 | Southern Miss  | 0  | 1    | 2    | 3-1   |
| Angelina DeLeon | 4/23 | Southern Miss  | 1  | 6    | 1    | 7-3   |
| Aynslie Furbush | 4/27 | Auburn         | 0  | 4    | 1    | 3-1   |
| Aynslie Furbush | 4/28 | Auburn         | 1  | 3    | 2    | 3-2   |
| Delaney Rummell | 4/28 | Auburn         | 1  | 4    | 0    | 5-2   |
| Jamie Mackay    | 4/28 | Auburn         | 0  | 4    | 0    | 6-2   |

**MISCELLANEOUS STATS (2024)**

| Multiple Hit Games | 2  | 3  | 4 | 5+ | Total | Multiple RBI Games | 2  | 3  | 4 | 5+ | Total |
|--------------------|----|----|---|----|-------|--------------------|----|----|---|----|-------|
| 1 Jalia Lassiter   | 11 | 6  | - | -  | 17    | 18 Aynslie Furbush | 5  | 3  | - | 2  | 10    |
| 6 Jaden Pone       | 9  | 3  | 2 | -  | 14    | 31 Lexie Brady     | 5  | 3  | 1 | -  | 9     |
| 9 Paige Smith      | 10 | 2  | - | -  | 12    | 9 Paige Smith      | 4  | 2  | 2 | -  | 8     |
| 18 Aynslie Furbush | 8  | 2  | - | -  | 10    | 1 Jalia Lassiter   | 4  | 1  | 2 | -  | 7     |
| 10 Delaney Rummell | 8  | 2  | - | -  | 10    | 10 Delaney Rummell | 3  | 3  | - | -  | 6     |
| 31 Lexie Brady     | 5  | 1  | - | -  | 6     | 26 Angelina DeLeon | 5  | -  | - | -  | 5     |
| 26 Angelina DeLeon | 5  | -  | - | -  | 5     | 8 Annie Orman      | 1  | 1  | 1 | -  | 3     |
| 20 Jamie Mackay    | 3  | 1  | 1 | -  | 5     | 6 Jaden Pone       | 2  | 1  | - | -  | 3     |
| 8 Annie Orman      | 2  | 2  | - | -  | 4     | 20 Jamie Mackay    | 1  | -  | 1 | -  | 2     |
| 28 Ryan Starr      | 2  | -  | - | -  | 2     | 2 Ma'Nia Womack    | 1  | -  | - | -  | 1     |
| TEAM               | 63 | 19 | 3 | 0  | 85    | 28 Ryan Starr      | 1  | -  | - | -  | 1     |
|                    |    |    |   |    |       | TEAM               | 32 | 14 | 7 | 2  | 55    |

**Hitting Streaks**

|                    | Longest | Current |
|--------------------|---------|---------|
| 6 Jaden Pone       | 11      | 11      |
| 10 Delaney Rummell | 10      | 2       |
| 31 Lexie Brady     | 10      | -       |
| 1 Jalia Lassiter   | 9       | 1       |
| 18 Aynslie Furbush | 7       | 2       |
| 20 Jamie Mackay    | 6       | 1       |
| 9 Paige Smith      | 5       | 1       |
| 26 Angelina DeLeon | 4       | 4       |
| 8 Annie Orman      | 3       | -       |
| 22 Taylor Malvin   | 2       | 1       |
| 28 Ryan Starr      | 2       | -       |
| 17 Catelyn Riley   | 1       | -       |
| 2 Ma'Nia Womack    | 1       | 1       |

**Reached Base Streaks**

|                    | Longest | Current |
|--------------------|---------|---------|
| 31 Lexie Brady     | 19      | 19      |
| 6 Jaden Pone       | 17      | 16      |
| 18 Aynslie Furbush | 11      | 11      |
| 1 Jalia Lassiter   | 10      | 6       |
| 10 Delaney Rummell | 10      | 2       |
| 20 Jamie Mackay    | 9       | 1       |
| 22 Taylor Malvin   | 8       | 8       |
| 28 Ryan Starr      | 6       | 1       |
| 9 Paige Smith      | 5       | 1       |
| 8 Annie Orman      | 4       | -       |
| 26 Angelina DeLeon | 4       | 4       |
| 2 Ma'Nia Womack    | 2       | 1       |
| 33 Alexa Rosales   | 1       | 1       |
| 21 Grace Thompson  | 1       | -       |

## NOTES CONTINUED

Campaign. This past May, the Ole Miss Softball Complex, which served as the Rebels' home field since 1998 and has seen one SEC Tournament, two NCAA Regionals and countless other memories, saw its final game ever as the Rebels walked off No. 14 Alabama with a four-spot in the bottom of the seventh inning. Just 23 days later, construction crews began demolition on the ballpark as part of a brand new \$32 million facility upgrade. The Ole Miss Softball Stadium renovations will include numerous fan amenities, upgraded grandstands, restrooms and concessions. The team will also benefit from enlarged bullpens, as well as improved team offices, locker rooms and storage.

### TRANSFER TO THE 'SIP

Head Coach Jamie Trachsel dipped into the transfer portal this offseason to add top-tier talent to her 2024 roster, welcoming in four transfers who have made an immediate impact.

Brianna Lopez joins the Rebels after spending two seasons at Hawaii, where she posted a career 2.25 ERA with 30 victories in the circle and a pair of All-Big West honors. With Ole Miss this season, Lopez has 23 appearances out of the bullpen to go along with a 2.60 ERA. She has been an instrumental change of pace in the circle, making opposing hitters look silly at the plate.

After spending four seasons with the Illini, Delaney Rummell signed to play her final year of eligibility in Oxford. The former All-Big Ten Defensive Team and All-Big Ten Second Teamer assumed the Rebels' starting third base job and never looked back. Rummell is batting .263 with 40 hits on the season and has helped Ole Miss turn 23 double plays.

2023 Big South Player of the Year and First Team NFCA All-Region second baseman Jaden Pone comes to Oxford after spending two seasons at Longwood, where she tallied 153 hits, 82 runs scored and 62 stolen bases. Pone, who made the switch to the outfield this season, leads the Rebels at the plate with a .346 batting average and 55 hits.

Ryan Starr joins the Rebels after starting 42 games in her freshman year at Syracuse last season. She quickly established herself as the starting shortstop for Ole Miss in the fall and has made an immediate impact on defense, stealing hits and consistently making difficult plays look routine.

### THE BULL IS BACK

Nicknamed "The Bull" for her relentless energy and competitive mentality, Catelyn Riley has been a staple of the Rebel pitching staff. As a freshman, she racked up a team-high 12 wins, the second most ever by a freshman pitcher in program history.

Last season, she tossed a team-high 106.2 innings and was instrumental in SEC play, earning ranked wins over No. 10 LSU, No. 19 Auburn, No. 15 Kentucky and No. 14 Florida. Now a junior, the Dandridge, Tennessee, native is just three wins shy of cracking the top 10 in Ole Miss history. Riley has seen her ERA progress each season in a Rebel uniform as she boasts a 2.56 earned run average in 71.0 innings in 2024.

### ON ISLAND TIME

Traveling over 4,000 miles to Honolulu, Hawaii, the Rebels opened the 2024 season at the Paradise Classic. Despite dropping the opener to BYU, Ole Miss finished with a 4-1 record, picking up wins over Nevada, Kansas City and a pair over Hawaii.

### NEW FACES ON THE DIAMOND

Along with eight new faces to the locker room, head coach Jamie Trachsel also welcomed in three new members to her coaching staff ahead of the 2024 season.

Daniel Nicolaisen arrives in Oxford with an elite resume that includes four years in the St. Louis Cardinals organization, where he was promoted to the major-league staff as an assistant hitting coach at the age of 29, three seasons with Seton Hall softball and background in men's fastpitch that features two European Championship titles.

Karl Gollan comes to Oxford with over 30 years of softball playing experience, including 25 years at the international and world championship level. A former member of New Zealand's national team from 2004-2017, he helped lead his country to the top spot in the WBSC/ISF and ISC rankings. As a coach, Gollan assisted the NZ Black Sox and still serves as an advisor for the national team. He also has experience working with athletes, many of whom have gone on to play college softball at his School of Fastpitch.

DJ Sanders returns to the Magnolia State, joining the Rebels from the professional ranks of Athletes Unlimited. The Columbus, Mississippi, native was a 2017 NFCA First Team All-American at Louisiana and has recently coached with Memphis, Mississippi State and Missouri.

### MILESTONE TRACKER

- Paige Smith is **three** hits shy of eighth all-time at Ole Miss
- Makenna Kliethermes is **five** strikeouts from 400 in her career
- Paige Smith is **eight** RBI shy of the Ole Miss program record
- Jamie Trachsel is **13** wins from 150 at Ole Miss



# JAMIE TRACHSEL

## RUN DOWN

Head coach Jamie Trachsel enters her fourth season at the helm of the Ole Miss softball program heading into the 2024 season. In just three years in Oxford, she has guided the Rebels to back-to-back-back NCAA Regional Finals appearances. In 2023, she became the fastest coach in Ole Miss Softball history to achieve her 100th victory, needing only 159 games to accomplish the feat.

The sixth head softball coach in Ole Miss history and the 2019 NFCA Great Lakes Region Coach of the Year, Trachsel has collected 11 conference regular-season and tournament championships, developed 48 all-conference honorees, and guided her teams to the NCAA Tournament in 10-of-12 seasons, including a trip to the 2019 Women's College World Series with the Golden Gophers.

Despite playing the sixth toughest schedule in the nation in 2023, Trachsel's squad battled adversity and finished with a 32-28 record and an 8-16 mark in the SEC. The Rebels solidified their spot in the postseason after knocking off ranked opponents in conference play all season, earning a spot in the Salt Lake City Regional, where they went on to play in the Regional Final.

Ole Miss opened the season in Puerto Vallarta, Mexico, before returning stateside for three other non-conference tournaments, including a pair in Oxford. The Rebels began conference play where they would earn victories over No. 10 LSU, No. 19 Auburn, No. 15 Kentucky, No. 21 Texas A&M, No. 14 Florida and No. 14 Alabama, as well as take the series at Missouri. Trachsel also earned her 100th career victory at Ole Miss on April 9, becoming the fastest coach in program history to reach the milestone. Ole Miss earned a spot as the No. 11 seed in the SEC Tournament and went on to win its opening game for the second consecutive year. In the NCAA Tournament, the Rebels advanced to the Regional Final with a pair of wins over Baylor, including a shutout, but fell to No. 15 national seed and host Utah.

Freshman Jalia Lassiter earned NFCA All-South Region honors, grabbing a spot on the third team, while senior Tate Whitley was named to the SEC All-Defensive team. Whitley and senior Mya Stevenson also registered their 200th career hits nearly a week apart. Graduate transfer Savana Sikes tied for the team lead with 48 hits, while fifth-year senior Mikayla Allee put together the best offensive season of her career, posting a .288 average (third on the team) and 46 hits (18 more than her single-season high). The Rebels also saw success in the circle, with Aynsle Furbush and Catelyn Riley leading the way with nine and eight wins, respectively.

The 2022 campaign was one for the record books as Trachsel and Ole Miss got off to a blistering 21-4 start to the season, tied for the best record through 25 games in program history. The Rebels won 41 games on the year, the second most in a single season

in school history. With a tough conference slate that featured three consecutive series against top-10 opponents, Ole Miss managed to pick up marquee wins over No. 9 Arkansas and No. 8 Kentucky. The Rebels got hot down the stretch, winning nine of their final 11 contests and taking series from No. 11 Tennessee and at No. 16 Georgia to close out the regular season and tie the program record with 38 regular season victories.

Ending the regular season with a 38-16 mark, Ole Miss cracked the top 25 in multiple polls and finished eighth in the SEC. The Rebels went on to win a game at the SEC Tournament for the first time since 2019 and secure the program's sixth straight NCAA Regional bid, earning the No. 2 seed in the Los Angeles Regional. Despite dropping the opening game of the regional, they climbed back into the regional final with wins over Grand Canyon and LMU before falling to No. 5 UCLA.

Following a standout season, three Rebel outfielders in Tate Whitley, Abbey Latham and Bre Roper each earned NFCA All-Region honors. Whitley led the SEC in hits with 74 during the regular season, while Latham became the program's all-time RBI leader in March. Roper shined as a graduate transfer, she ranked second on the team with a .364 batting average and 64 hits and 39 runs scored. Ole Miss also saw unparalleled success in the classroom, posting a 3.70 team GPA during the spring semester, the highest in program history.

Picked to finish dead last in the 2021 SEC Preseason Coaches Poll, Ole Miss exceeded all expectations in Trachsel's first campaign at the helm. The Rebs collected a 36-22 overall record, including a 12-12 mark in SEC play, good for an eighth place finish and the second most conference victories in program history. Ole Miss received its fifth-consecutive NCAA Tournament bid for its work, earning the No. 2 seed in the Tucson Regional. The Rebels made Oxford a fortress in Trachsel's inaugural season, posting a 24-3 home record, including the first-ever sweep of rival Mississippi State and a three-game sweep of No. 25 UCF.

Under Trachsel's guidance, four Rebels received SEC postseason honors, tied for the most in a single season in program history. Paige Smith was named to the newly minted SEC All-Newcomer Team, while rookies Blaise Biringer and Aynsle Furbush received a nod for the all-freshman squad. One of the most feared backstops in the country, Rebel catcher Autumn Gillespie was tabbed to the SEC All-Defense Team.

In her three-year stint with the Golden Gophers, Trachsel took over a program on the rise and kept the ascent going to the upper echelon of the softball world. After finishing off her inaugural season in Minneapolis with 41 wins, a Big Ten Tournament title, an appearance in the NCAA Seattle Regional Final and four All-Big Ten and NFCA All-Region honorees,



### QUICK HITS

|                 |                        |
|-----------------|------------------------|
| POSITION        | HEAD COACH             |
| HOME TOWN       | DULUTH, MINN.          |
| ALMA MATER      | ST. CLOUD STATE, '01   |
| CAREER RECORD   | 483-276-1 (14 SEASONS) |
| OLE MISS RECORD | 137-92 (FOUR SEASONS)  |

Trachsel helmed the Gophers to their most prolific season in history in 2019.

Playing arguably the nation's most challenging schedule, Minnesota racked up a 41-12 record during the regular season, setting the stage for a magical postseason run. The No. 8 national seeded Gophers ripped through the Regional and Super Regional rounds of the NCAA Tournament with five straight wins, including two apiece over SEC foes in No. 14 Georgia and No. 10 LSU. Minnesota then set sail for Oklahoma City, making its first trip to the Women's College World Series in the NCAA era.

Five Gophers were named to the All-Big Ten and NFCA All-Region squads, respectively, following Trachsel's second season at Minnesota, while Gopher ace Amber Fiser was named the Big Ten Pitcher of the Year and a First Team All-American.

Minnesota finished the season ranked No. 8 in both the USA Today/NFCA Top-25 Coaches Poll and the ESPN.com/USA Softball Collegiate Top-25 Poll. The No. 8 ranking is the highest the Gophers have finished a season in either major poll. Minnesota also finished



No. 7 in the NCAA RPI, which is not only the school's highest RPI to finish a season, but the highest at any point in program history. For their efforts, Trachsel and her staff were named the NFCA Great Lakes All-Region Coaching Staff of the Year.

Ranked in the top 10 in five different preseason polls heading into 2020, Trachsel and the Gophers hit the ground running once again. Minnesota collected a 15-9-1 record prior to the cancelation of the remainder of the spring season due to the coronavirus, including ranked wins over No. 5 Florida State and No. 19 Missouri. Sophomore slugger Natalie DenHartog was tabbed a Shortened Season All-American by Softball America.

The Gophers also made history in the classroom under Trachsel. Their spring 2019 semester GPA of 3.63 was the highest in program history, while eleven different players notched 2019 Academic All-Big Ten honors. In total, Trachsel's players have received 41 academic all-league honors.

Prior to taking over Minnesota, Trachsel spent one season in the Big XII as the head coach at Iowa State. She led the Cyclones to a fifth-place conference finish in 2017, garnering their highest league win total in eight years along with the best regular-season Big XII finish since 1994. Trachsel's squad also saw improvement in the circle, dropping its team era by nearly two runs per game to the lowest since 2010. Two Cyclones earned NFCA All-Region First Team honors in Kelsey McFarland and Sami Williams, the latter selected to the All-Big XII First Team as well, one of only three freshmen league-wide to earn that award.

Trachsel arrived in Ames following 14 seasons at North Dakota State, including the final six as co-head coach. In those half-dozen seasons, NDSU compiled a 221-109 overall record (.670), a 98-19 mark (.838) in the Summit League and advanced to NCAA Regional

play five times. The Bison won their conference regular-season championship and the tournament championship five times each with Trachsel as co-head coach.

NDSU won at least 30 games — including a school-record 45 in 2015 when it climbed as high as 41st in the NCAA Percentage Ratings Index (RPI) — for 10 straight seasons. The Bison advanced to the NCAA Regionals in seven of Trachsel's final eight seasons in Fargo. In 2009, NDSU pulled a shocking upset, claiming the Norman Regional over perennial power Oklahoma.

Her tenure with NDSU began with two seasons (2002-04) as a graduate assistant, followed by three (2005-07) as an assistant coach, three (2008-10) as associate head coach and the last six (2011-16) as co-head coach.

During her stay in Fargo, Trachsel coached five All-Americans, 25 All-Region players and 59 All-Conference student athletes, including five Summit League Players of the Year and five Summit League Pitchers of the Year. The Minnesota native was also a part of staffs recognized as NFCA Midwest Region Coaching Staff of the Year twice in 2009 and 2015.

As a player, Trachsel competed for NCAA Division II program St. Cloud State in St. Cloud, Minnesota. She led the Huskies to three straight NCAA Division II tournament appearances and one conference title. Trachsel made the 1999 NCAA Division II All-Region Tournament Team and received All-Academic honors from the NFCA twice. SCSU won 127 games during her career.

As a prep athlete, Trachsel earned 17 letters across four sports at Duluth (Minn.) Central High School. She is also a nine-time national champion in racquetball (1988-93 and 2003-05).

**YEAR-BY-YEAR RECORD**

| Year         | School            | W-L              | Conf.         | Postseason        |
|--------------|-------------------|------------------|---------------|-------------------|
| 2011         | NDSU              | 30-27            | 17-7          | NCAA Regionals    |
| 2012         | NDSU              | 38-22            | 18-6          | NCAA Regionals    |
| 2013         | NDSU              | 33-16            | 17-1          | Summit Tournament |
| 2014         | NDSU              | 36-18            | 13-3          | NCAA Regionals    |
| 2015         | NDSU              | 45-11            | 16-2          | NCAA Regionals    |
| 2016         | NDSU              | 39-15            | 17-0          | NCAA Regionals    |
| 2017         | Iowa State        | 23-35            | 6-12          | Big XI Tournament |
| 2018         | Minnesota         | 41-17            | 17-4          | NCAA Regionals    |
| 2019         | Minnesota         | 46-14            | 20-2          | WCWS              |
| 2020         | Minnesota         | 15-9-1           | 0-0           | Season Canceled   |
| 2021         | Ole Miss          | 36-22            | 12-12         | NCAA Regionals    |
| 2022         | Ole Miss          | 41-19            | 12-12         | NCAA Regionals    |
| 2023         | Ole Miss          | 32-28            | 8-16          | NCAA Regionals    |
| <b>Total</b> | <b>13 Seasons</b> | <b>455-253-1</b> | <b>173-77</b> |                   |

**PATH TO OLE MISS**

|   |  |                |
|---|--|----------------|
|  | <b>Ole Miss Head Coach</b>                     | <b>2021 -</b>  |
|  | <b>Minnesota Head Coach</b>                    | <b>2018-20</b> |
|  | <b>Iowa State Head Coach</b>                   | <b>2017</b>    |
|  | <b>North Dakota State Co-Head Coach</b>        | <b>2011-16</b> |
|  | <b>North Dakota State Associate Head Coach</b> | <b>2008-10</b> |
|  | <b>North Dakota State Assistant Coach</b>      | <b>2005-07</b> |
|  | <b>North Dakota State Graduate Assistant</b>   | <b>2002-04</b> |





# 1 JALIA LASSITER

SO | UT | ATMORE, ALA. | FLOMATION

### SEASON HIGHS

- ▶ Runs: 3, vs. Pitt (2/16/24)
- ▶ Hits: 3, 6x, MR: vs. Auburn (4/26/24)
- ▶ Doubles: 2, 2x, MR: at LSU (3/17/24)
- ▶ Triples: 1, 4x, MR: vs. Auburn (4/26/24)
- ▶ Home Runs: 1, 3x, MR: vs. LA Tech (4/16/24)
- ▶ RBI: 4, 2, MR: at Memphis (5/5/24)
- ▶ Total Bases: 6, 2x, MR: vs. Auburn (4/26/24)
- ▶ Walks: 3, 2x, MR: at Texas A&M (4/20/24)
- ▶ Stolen Bases: 2, vs. ETSU (2/17/24)

### CAREER HIGHS

- ▶ Runs: 3, vs. Pitt (2/16/24)
- ▶ Hits: 3, 6x, MR: vs. Auburn (4/26/24)
- ▶ Doubles: 2, 2x, MR: at LSU (3/17/24)
- ▶ Triples: 1, 9x, MR: vs. Auburn (4/26/24)
- ▶ Home Runs: 1, 6x, MR: vs. LA Tech (4/16/24)
- ▶ RBI: 4, 2x, MR: at Memphis (5/5/24)
- ▶ Total Bases: 6, 2x, MR: vs. Auburn (4/26/24)
- ▶ Walks: 3, 2x, MR: at Texas A&M (4/20/24)
- ▶ Stolen Bases: 3, vs. Memphis (3/28/23)

### RUN DOWN

| Date   | Opponent          | Pos    | AB   | R   | H  | RBI | 2B | 3B | HR | BB | SB | CS | HBP | SAC | SF | GDP | K  | PO | A | E | Avg  |
|--------|-------------------|--------|------|-----|----|-----|----|----|----|----|----|----|-----|-----|----|-----|----|----|---|---|------|
| Feb 08 | vs BYU            | *of    | 4    | 0   | 1  | 0   | 0  | 0  | 0  | 0  | 0  | 0  | 0   | 0   | 0  | 0   | 1  | 3  | 0 | 0 | .250 |
| Feb 09 | vs Nevada         | *of    | 4    | 0   | 2  | 0   | 0  | 0  | 0  | 0  | 0  | 0  | 0   | 0   | 0  | 0   | 0  | 0  | 0 | 0 | .375 |
| Feb 09 | vs Kansas City    | *of    | 4    | 0   | 2  | 3   | 2  | 0  | 0  | 0  | 0  | 0  | 0   | 0   | 0  | 0   | 0  | 1  | 0 | 0 | .417 |
| Feb 10 | at Hawaii         | *of/dh | 5    | 1   | 2  | 1   | 0  | 0  | 0  | 0  | 0  | 0  | 0   | 0   | 0  | 0   | 0  | 0  | 0 | 0 | .412 |
| Feb 11 | at Hawaii         | *of    | 4    | 1   | 3  | 1   | 0  | 1  | 0  | 0  | 0  | 0  | 0   | 0   | 0  | 0   | 0  | 2  | 0 | 0 | .476 |
| Feb 16 | vs Pittsburgh     | *of    | 3    | 3   | 2  | 2   | 0  | 0  | 0  | 1  | 1  | 0  | 0   | 0   | 0  | 0   | 0  | 1  | 2 | 0 | .500 |
| Feb 16 | at Kennesaw State | *of    | 4    | 1   | 1  | 0   | 0  | 0  | 0  | 0  | 1  | 0  | 0   | 0   | 0  | 0   | 0  | 2  | 0 | 0 | .464 |
| Feb 17 | vs ETSU           | *of    | 2    | 1   | 1  | 0   | 0  | 0  | 0  | 2  | 2  | 0  | 0   | 0   | 0  | 0   | 0  | 1  | 0 | 0 | .467 |
| Feb 17 | at Kennesaw State | *of    | 4    | 2   | 1  | 4   | 0  | 0  | 1  | 1  | 1  | 0  | 0   | 0   | 0  | 0   | 0  | 0  | 0 | 0 | .441 |
| Feb 18 | vs Pittsburgh     | *of    | 3    | 0   | 0  | 0   | 0  | 0  | 0  | 0  | 0  | 0  | 0   | 0   | 0  | 0   | 0  | 0  | 0 | 0 | .405 |
| Feb 23 | vs UConn          | *of    | 3    | 0   | 1  | 0   | 0  | 0  | 0  | 0  | 1  | 0  | 0   | 0   | 0  | 0   | 0  | 0  | 0 | 0 | .400 |
| Feb 23 | at Clemson        | *of    | 3    | 0   | 1  | 0   | 0  | 0  | 0  | 0  | 1  | 0  | 0   | 0   | 0  | 0   | 1  | 1  | 1 | 0 | .395 |
| Feb 24 | vs Miami (Ohio)   | *of    | 5    | 2   | 3  | 2   | 1  | 0  | 0  | 0  | 0  | 0  | 0   | 0   | 0  | 0   | 0  | 3  | 0 | 0 | .417 |
| Feb 25 | at Clemson        | *of    | 3    | 0   | 2  | 0   | 0  | 0  | 0  | 0  | 1  | 0  | 0   | 0   | 0  | 0   | 0  | 0  | 0 | 0 | .431 |
| Mar 01 | SE LOUISIANA      | *of    | 2    | 0   | 0  | 0   | 0  | 0  | 0  | 1  | 0  | 0  | 0   | 0   | 0  | 0   | 0  | 1  | 0 | 0 | .415 |
| Mar 01 | UAB               | *of    | 4    | 0   | 0  | 0   | 0  | 0  | 0  | 0  | 0  | 0  | 0   | 0   | 0  | 0   | 0  | 1  | 0 | 0 | .386 |
| Mar 02 | KENT STATE        | *of    | 2    | 1   | 1  | 0   | 0  | 0  | 0  | 1  | 2  | 1  | 0   | 0   | 0  | 0   | 0  | 0  | 0 | 0 | .390 |
| Mar 02 | SE LOUISIANA      | *of    | 4    | 0   | 0  | 0   | 0  | 0  | 0  | 1  | 0  | 0  | 0   | 0   | 0  | 0   | 0  | 0  | 0 | 0 | .365 |
| Mar 03 | UAB               | *of    | 4    | 0   | 2  | 0   | 0  | 0  | 0  | 0  | 1  | 0  | 0   | 0   | 0  | 0   | 0  | 1  | 0 | 0 | .373 |
| Mar 05 | at Memphis        | *of    | 5    | 0   | 3  | 4   | 0  | 0  | 0  | 0  | 2  | 0  | 0   | 0   | 0  | 0   | 0  | 1  | 0 | 0 | .389 |
| Mar 08 | MISSISSIPPI STA   | *of    | 3    | 0   | 0  | 0   | 0  | 0  | 0  | 0  | 0  | 0  | 0   | 0   | 0  | 0   | 0  | 2  | 0 | 0 | .373 |
| Mar 09 | MISSISSIPPI STA   | *of    | 1    | 0   | 0  | 0   | 0  | 0  | 0  | 2  | 0  | 1  | 0   | 0   | 0  | 0   | 0  | 1  | 0 | 0 | .368 |
| Mar 10 | MISSISSIPPI STA   | *of    | 5    | 1   | 2  | 0   | 0  | 0  | 0  | 0  | 0  | 0  | 0   | 0   | 0  | 0   | 0  | 1  | 0 | 0 | .370 |
| Mar 13 | at Nicholls-1     | *of    | 3    | 2   | 2  | 0   | 1  | 1  | 0  | 1  | 1  | 0  | 0   | 0   | 0  | 0   | 0  | 1  | 0 | 0 | .381 |
| Mar 13 | at Nicholls-2     | *of    | 4    | 0   | 1  | 1   | 0  | 0  | 0  | 0  | 0  | 0  | 0   | 0   | 0  | 0   | 1  | 1  | 0 | 0 | .375 |
| Mar 16 | at LSU            | *of    | 2    | 0   | 0  | 0   | 0  | 0  | 0  | 1  | 0  | 0  | 0   | 0   | 0  | 0   | 0  | 2  | 0 | 0 | .367 |
| Mar 17 | at LSU            | *of    | 4    | 1   | 3  | 2   | 2  | 0  | 0  | 0  | 0  | 0  | 0   | 0   | 0  | 0   | 0  | 2  | 0 | 0 | .383 |
| Mar 18 | at LSU            | *of    | 2    | 2   | 1  | 1   | 0  | 0  | 0  | 3  | 0  | 0  | 0   | 0   | 0  | 0   | 0  | 3  | 0 | 0 | .385 |
| Mar 23 | GEORGIA-1         | *of    | 2    | 0   | 0  | 0   | 0  | 0  | 0  | 1  | 0  | 0  | 0   | 0   | 0  | 0   | 0  | 1  | 0 | 0 | .378 |
| Mar 23 | GEORGIA-2         | *of    | 3    | 2   | 2  | 0   | 0  | 0  | 0  | 1  | 0  | 0  | 0   | 0   | 0  | 0   | 0  | 1  | 0 | 0 | .386 |
| Mar 24 | GEORGIA           | *of    | 3    | 1   | 1  | 0   | 0  | 0  | 0  | 1  | 0  | 0  | 0   | 0   | 0  | 0   | 0  | 1  | 0 | 0 | .385 |
| Mar 29 | SOUTH CAROLIN     | *of    | 4    | 0   | 0  | 0   | 0  | 0  | 0  | 0  | 0  | 1  | 0   | 0   | 0  | 1   | 1  | 2  | 0 | 0 | .370 |
| Mar 30 | SOUTH CAROLIN     | *of    | 2    | 2   | 1  | 0   | 0  | 0  | 0  | 1  | 0  | 0  | 1   | 0   | 0  | 0   | 0  | 3  | 0 | 0 | .373 |
| Mar 31 | SOUTH CAROLIN     | *of    | 3    | 0   | 1  | 0   | 0  | 0  | 0  | 0  | 0  | 0  | 0   | 0   | 0  | 0   | 0  | 1  | 1 | 0 | .372 |
| Apr 03 | UT MARTIN-1       | *of    | 2    | 0   | 0  | 1   | 0  | 0  | 0  | 1  | 1  | 0  | 0   | 0   | 1  | 0   | 0  | 0  | 0 | 0 | .365 |
| Apr 03 | UT MARTIN-2       | *of    | 4    | 0   | 0  | 0   | 0  | 0  | 0  | 0  | 0  | 0  | 0   | 0   | 0  | 0   | 0  | 3  | 0 | 0 | .353 |
| Apr 05 | at Alabama        | *of    | 4    | 0   | 2  | 0   | 0  | 0  | 0  | 0  | 1  | 0  | 0   | 0   | 0  | 0   | 0  | 1  | 2 | 0 | .358 |
| Apr 06 | at Alabama        | *of    | 4    | 0   | 0  | 0   | 0  | 0  | 0  | 0  | 0  | 0  | 0   | 0   | 0  | 0   | 0  | 1  | 0 | 0 | .346 |
| Apr 07 | at Alabama        | *of    | 4    | 0   | 0  | 0   | 0  | 0  | 0  | 0  | 0  | 0  | 0   | 0   | 0  | 0   | 2  | 0  | 0 | 0 | .336 |
| Apr 12 | WESTERN KENT      | *of    | 3    | 0   | 0  | 0   | 0  | 0  | 0  | 0  | 0  | 0  | 0   | 0   | 0  | 0   | 1  | 5  | 0 | 0 | .328 |
| Apr 13 | WESTERN KENT      | *of    | 3    | 2   | 2  | 1   | 0  | 1  | 0  | 1  | 0  | 0  | 0   | 0   | 0  | 0   | 0  | 1  | 0 | 0 | .336 |
| Apr 14 | WESTERN KENT      | *of    | 3    | 0   | 0  | 0   | 0  | 0  | 0  | 0  | 0  | 0  | 0   | 0   | 0  | 0   | 0  | 1  | 0 | 0 | .329 |
| Apr 16 | LOUISIANA TECH-   | *of    | 4    | 2   | 3  | 1   | 0  | 0  | 1  | 0  | 0  | 0  | 0   | 0   | 0  | 0   | 0  | 2  | 0 | 0 | .340 |
| Apr 16 | LOUISIANA TECH-   | *of    | 5    | 1   | 1  | 1   | 0  | 0  | 1  | 1  | 0  | 0  | 1   | 0   | 0  | 0   | 1  | 4  | 0 | 0 | .336 |
| Apr 19 | at Texas A&M      | *of    | 4    | 0   | 0  | 0   | 0  | 0  | 0  | 0  | 0  | 0  | 0   | 0   | 0  | 0   | 1  | 1  | 0 | 0 | .327 |
| Apr 20 | at Texas A&M      | *of    | 1    | 0   | 0  | 0   | 0  | 0  | 0  | 3  | 0  | 1  | 0   | 0   | 0  | 0   | 0  | 3  | 0 | 0 | .325 |
| Apr 21 | at Texas A&M      | *of    | 2    | 0   | 0  | 0   | 0  | 0  | 0  | 1  | 0  | 0  | 0   | 0   | 0  | 0   | 0  | 2  | 0 | 0 | .321 |
| Apr 23 | SOUTHERN MISS     | *of    | 3    | 1   | 1  | 2   | 0  | 0  | 0  | 1  | 1  | 0  | 0   | 0   | 0  | 0   | 1  | 0  | 0 | 0 | .321 |
| Apr 26 | AUBURN            | *of    | 6    | 0   | 3  | 0   | 1  | 1  | 0  | 0  | 0  | 0  | 0   | 0   | 0  | 0   | 3  | 2  | 0 | 0 | .327 |
| Apr 27 | AUBURN            | *of    | 3    | 1   | 0  | 0   | 0  | 0  | 0  | 1  | 0  | 0  | 0   | 0   | 0  | 0   | 0  | 3  | 0 | 0 | .321 |
| Apr 28 | AUBURN            | *of    | 4    | 1   | 1  | 0   | 0  | 0  | 0  | 0  | 0  | 0  | 0   | 0   | 1  | 1   | 0  | 0  | 0 | 1 | .320 |
| Totals |                   |        | 51gs | 172 | 31 | 55  | 27 | 7  | 4  | 3  | 27 | 17 | 4   | 1   | 1  | 2   | 18 | 69 | 2 | 1 | .320 |

### LASSITER'S CAREER STATS

| Year  | Avg. | GP  | GS  | AB  | R  | H   | 2B | 3B | HR | RBI | TB  | SLG% | BB | HBP | SO | GDP | OB%  | SF | SH | SB | ATT | PO  | A | E | FLD%  |
|-------|------|-----|-----|-----|----|-----|----|----|----|-----|-----|------|----|-----|----|-----|------|----|----|----|-----|-----|---|---|-------|
| 2023  | .287 | 60  | 59  | 167 | 38 | 48  | 8  | 5  | 3  | 22  | 75  | .449 | 18 | 4   | 18 | 0   | .366 | 2  | 4  | 19 | 25  | 96  | 2 | 0 | 1.000 |
| 2024  | .320 | 51  | 51  | 172 | 31 | 55  | 7  | 4  | 3  | 27  | 79  | .459 | 27 | 1   | 18 | 2   | .413 | 1  | 1  | 17 | 21  | 69  | 2 | 1 | .986  |
| TOTAL | .304 | 111 | 110 | 339 | 69 | 103 | 15 | 9  | 6  | 49  | 154 | .454 | 45 | 5   | 36 | 2   | .390 | 3  | 5  | 36 | 46  | 165 | 4 | 1 | .994  |



# 21 MA'NIA WOMACK

FR | UT | BRANDON, MISS. | HARTFIELD ACADEMY

### SEASON HIGHS

- ▶ Runs: 1, 7x, MR: vs. Southern Miss (4/23/24)
- ▶ Hits: 1, 2x, MR: vs. UAB (3/3/24)
- ▶ Doubles: --
- ▶ Triples: --
- ▶ Home Runs: 1, at Hawaii (2/10/24)
- ▶ RBI: 2, vs. UAB (3/3/24)
- ▶ Total Bases: 4, at Hawaii (2/10/24)
- ▶ Walks: 1, vs. Kansas City (2/9/24)
- ▶ Stolen Bases: --

### CAREER HIGHS

- ▶ Runs: 1, 7x, MR: vs. Southern Miss (4/23/24)
- ▶ Hits: 1, 2x, MR: vs. UAB (3/3/24)
- ▶ Doubles: --
- ▶ Triples: --
- ▶ Home Runs: 1, at Hawaii (2/10/24)
- ▶ RBI: 2, vs. UAB (3/3/24)
- ▶ Total Bases: 4, at Hawaii (2/10/24)
- ▶ Walks: 1, vs. Kansas City (2/9/24)
- ▶ Stolen Bases: --

## RUN DOWN

| Date   | Opponent          | Pos | AB | R | H | RBI | 2B | 3B | HR | BB | SB | CS | HBP | SAC | SF | GDP | K | PO | A | E | Avg   |
|--------|-------------------|-----|----|---|---|-----|----|----|----|----|----|----|-----|-----|----|-----|---|----|---|---|-------|
| Feb 08 | vs BYU            | pr  | 0  | 0 | 0 | 0   | 0  | 0  | 0  | 0  | 0  | 0  | 0   | 0   | 0  | 0   | 0 | 0  | 0 | 0 | .000  |
| Feb 09 | vs Nevada         | pr  | 0  | 1 | 0 | 0   | 0  | 0  | 0  | 0  | 0  | 0  | 0   | 0   | 0  | 0   | 0 | 0  | 0 | 0 | .000  |
| Feb 09 | vs Kansas City    | ph  | 0  | 0 | 0 | 0   | 0  | 0  | 0  | 1  | 0  | 0  | 0   | 0   | 0  | 0   | 0 | 0  | 0 | 0 | .000  |
| Feb 10 | at Hawaii         | 3b  | 1  | 1 | 1 | 1   | 0  | 0  | 1  | 0  | 0  | 0  | 0   | 0   | 0  | 0   | 0 | 0  | 0 | 0 | 1.000 |
| Feb 11 | at Hawaii         | ph  | 1  | 0 | 0 | 0   | 0  | 0  | 0  | 0  | 0  | 0  | 0   | 0   | 0  | 0   | 0 | 0  | 0 | 0 | .500  |
| Feb 16 | vs Pittsburgh     | ph  | 1  | 0 | 0 | 0   | 0  | 0  | 0  | 0  | 0  | 0  | 0   | 0   | 0  | 0   | 1 | 0  | 0 | 0 | .333  |
| Feb 17 | at Kennesaw State | ph  | 1  | 0 | 0 | 1   | 0  | 0  | 0  | 0  | 0  | 0  | 0   | 0   | 0  | 0   | 0 | 0  | 0 | 0 | .250  |
| Feb 24 | vs Miami (Ohio)   | ph  | 1  | 0 | 0 | 0   | 0  | 0  | 0  | 0  | 0  | 0  | 0   | 0   | 0  | 0   | 1 | 0  | 0 | 0 | .200  |
| Feb 25 | at Clemson        | ph  | 1  | 0 | 0 | 0   | 0  | 0  | 0  | 0  | 0  | 0  | 0   | 0   | 0  | 0   | 1 | 0  | 0 | 0 | .167  |
| Mar 02 | KENT STATE        | 3b  | 1  | 0 | 0 | 0   | 0  | 0  | 0  | 0  | 0  | 0  | 0   | 0   | 0  | 0   | 1 | 0  | 0 | 0 | .143  |
| Mar 03 | UAB               | ph  | 1  | 0 | 1 | 2   | 0  | 0  | 0  | 0  | 0  | 0  | 0   | 0   | 0  | 0   | 0 | 0  | 0 | 0 | .250  |
| Mar 23 | GEORGIA-2         | pr  | 0  | 0 | 0 | 0   | 0  | 0  | 0  | 0  | 0  | 0  | 0   | 0   | 0  | 0   | 0 | 0  | 0 | 0 | .250  |
| Apr 03 | UT MARTIN-1       | pr  | 0  | 0 | 0 | 0   | 0  | 0  | 0  | 0  | 0  | 0  | 0   | 0   | 0  | 0   | 0 | 0  | 0 | 0 | .250  |
| Apr 03 | UT MARTIN-2       | pr  | 0  | 1 | 0 | 0   | 0  | 0  | 0  | 0  | 0  | 0  | 0   | 0   | 0  | 0   | 0 | 0  | 0 | 0 | .250  |
| Apr 07 | at Alabama        | pr  | 0  | 1 | 0 | 0   | 0  | 0  | 0  | 0  | 0  | 0  | 0   | 0   | 0  | 0   | 0 | 0  | 0 | 0 | .250  |
| Apr 12 | WESTERN KENT      | pr  | 0  | 0 | 0 | 0   | 0  | 0  | 0  | 0  | 0  | 0  | 0   | 0   | 0  | 0   | 0 | 0  | 0 | 0 | .250  |
| Apr 16 | LOUISIANA TECH-   | pr  | 0  | 1 | 0 | 0   | 0  | 0  | 0  | 0  | 0  | 0  | 0   | 0   | 0  | 0   | 0 | 0  | 0 | 0 | .250  |
| Apr 19 | at Texas A&M      | pr  | 0  | 0 | 0 | 0   | 0  | 0  | 0  | 0  | 0  | 0  | 0   | 0   | 0  | 0   | 0 | 0  | 0 | 0 | .250  |
| Apr 20 | at Texas A&M      | pr  | 0  | 1 | 0 | 0   | 0  | 0  | 0  | 0  | 0  | 0  | 0   | 0   | 0  | 0   | 0 | 0  | 0 | 0 | .250  |
| Apr 23 | SOUTHERN MISS     | pr  | 0  | 1 | 0 | 0   | 0  | 0  | 0  | 0  | 0  | 0  | 0   | 0   | 0  | 0   | 0 | 0  | 0 | 0 | .250  |
| Apr 26 | AUBURN            | pr  | 0  | 0 | 0 | 0   | 0  | 0  | 0  | 0  | 0  | 0  | 0   | 0   | 0  | 0   | 0 | 0  | 0 | 0 | .250  |
| Apr 27 | AUBURN            | pr  | 0  | 0 | 0 | 0   | 0  | 0  | 0  | 0  | 0  | 0  | 0   | 0   | 0  | 0   | 0 | 0  | 0 | 0 | .250  |
| Totals |                   | Ogs | 8  | 7 | 2 | 4   | 0  | 0  | 1  | 1  | 0  | 0  | 0   | 0   | 0  | 0   | 3 | 0  | 0 | 0 | .250  |

### WOMACK'S CAREER STATS

| Year  | Avg. | GP | GS | AB | R | H | 2B | 3B | HR | RBI | TB | SLG% | BB | HBP | SO | GDP | OB%  | SF | SH | SB | ATT | PO | A | E | FLD% |
|-------|------|----|----|----|---|---|----|----|----|-----|----|------|----|-----|----|-----|------|----|----|----|-----|----|---|---|------|
| 2024  | .250 | 22 | 0  | 8  | 7 | 2 | 0  | 0  | 1  | 4   | 5  | .625 | 1  | 0   | 3  | 0   | .333 | 0  | 0  | 0  | 0   | 0  | 0 | 0 | .000 |
| TOTAL | .250 | 22 | 0  | 8  | 7 | 2 | 0  | 0  | 1  | 4   | 5  | .625 | 1  | 0   | 3  | 0   | .333 | 0  | 0  | 0  | 0   | 0  | 0 | 0 | .000 |









# 8 ANNIE ORMAN

JR | OF | MYRTLE, MISS. | WEST UNION

**SEASON HIGHS**

- ▶ Runs: 2, 2x, MR: at Kennesaw State (2/17/24)
- ▶ Hits: 3, 2x, MR: at Nicholls State (3/13/24)
- ▶ Doubles: 1, 5x, MR: vs. LA Tech (4/16/24)
- ▶ Triples: --
- ▶ Home Runs: 1, vs. Mississippi State (3/10/24)
- ▶ RBI: 4, at Hawaii (2/10/24)
- ▶ Total Bases: 4, 3x, MR: at Nicholls State (3/13/24)
- ▶ Walks: 2, vs. LA Tech (4/16/24)
- ▶ Stolen Bases: --

**CAREER HIGHS**

- ▶ Runs: 2, 3x, MR: at Kennesaw State (2/17/24)
- ▶ Hits: 3, 2x, MR: at Nicholls State (3/13/24)
- ▶ Doubles: 1, 7x, MR: vs. LA Tech (4/16/24)
- ▶ Triples: --
- ▶ Home Runs: 1, 3x, MR: vs. Mississippi State (3/10/24)
- ▶ RBI: 4, at Hawaii (2/10/24)
- ▶ Total Bases: 4, 5x, MR: at Nicholls State (3/13/24)
- ▶ Walks: 2, vs. LA Tech (4/16/24)
- ▶ Stolen Bases: --

**RUN DOWN**

| Date   | Opponent          | Pos    | AB | R | H  | RBI | 2B | 3B | HR | BB | SB | CS | HBP | SAC | SF | GDP | K  | PO | A | E | Avg |      |
|--------|-------------------|--------|----|---|----|-----|----|----|----|----|----|----|-----|-----|----|-----|----|----|---|---|-----|------|
| Feb 08 | vs BYU            | *of    | 4  | 0 | 0  | 0   | 0  | 0  | 0  | 0  | 0  | 0  | 0   | 0   | 0  | 0   | 0  | 0  | 0 | 0 | 0   | .000 |
| Feb 09 | vs Nevada         | of     | 1  | 0 | 0  | 0   | 0  | 0  | 0  | 0  | 0  | 0  | 0   | 0   | 0  | 1   | 0  | 0  | 0 | 0 | 0   | .000 |
| Feb 10 | at Hawaii         | *dh/of | 3  | 2 | 3  | 4   | 1  | 0  | 0  | 0  | 0  | 0  | 1   | 0   | 0  | 0   | 0  | 0  | 0 | 0 | 0   | .375 |
| Feb 11 | at Hawaii         | *dh    | 2  | 0 | 0  | 0   | 0  | 0  | 0  | 0  | 0  | 0  | 0   | 1   | 0  | 0   | 0  | 0  | 0 | 0 | 0   | .300 |
| Feb 16 | vs Pittsburgh     | *dh    | 1  | 0 | 1  | 0   | 1  | 0  | 0  | 1  | 0  | 0  | 0   | 0   | 0  | 0   | 0  | 0  | 0 | 0 | 0   | .364 |
| Feb 17 | vs ETSU           | *of/dh | 2  | 0 | 0  | 0   | 0  | 0  | 0  | 0  | 0  | 0  | 0   | 0   | 0  | 0   | 1  | 0  | 0 | 0 | 0   | .308 |
| Feb 17 | at Kennesaw State | *of    | 4  | 2 | 1  | 0   | 0  | 0  | 0  | 0  | 0  | 0  | 0   | 0   | 0  | 0   | 0  | 0  | 0 | 0 | 0   | .294 |
| Feb 23 | at Clemson        | ph     | 1  | 0 | 0  | 0   | 0  | 0  | 0  | 0  | 0  | 0  | 0   | 0   | 0  | 0   | 0  | 0  | 0 | 0 | 0   | .278 |
| Feb 25 | at Clemson        | ph     | 0  | 0 | 0  | 0   | 0  | 0  | 0  | 1  | 0  | 0  | 0   | 0   | 0  | 0   | 0  | 0  | 0 | 0 | 0   | .278 |
| Mar 01 | SE LOUISIANA      | ph     | 0  | 0 | 0  | 0   | 0  | 0  | 0  | 1  | 0  | 0  | 0   | 0   | 0  | 0   | 0  | 0  | 0 | 0 | 0   | .278 |
| Mar 02 | KENT STATE        | of     | 1  | 0 | 0  | 0   | 0  | 0  | 0  | 0  | 0  | 0  | 0   | 0   | 0  | 0   | 0  | 1  | 0 | 0 | 0   | .263 |
| Mar 02 | SE LOUISIANA      | ph     | 1  | 0 | 0  | 0   | 0  | 0  | 0  | 0  | 0  | 0  | 0   | 0   | 0  | 0   | 0  | 0  | 0 | 0 | 0   | .250 |
| Mar 05 | at Memphis        | ph/of  | 1  | 0 | 0  | 0   | 0  | 0  | 0  | 1  | 0  | 0  | 0   | 0   | 0  | 0   | 0  | 0  | 0 | 0 | 0   | .238 |
| Mar 08 | MISSISSIPPI STA   | ph     | 1  | 0 | 0  | 0   | 0  | 0  | 0  | 0  | 0  | 0  | 0   | 0   | 0  | 0   | 0  | 0  | 0 | 0 | 0   | .227 |
| Mar 10 | MISSISSIPPI STA   | ph     | 1  | 1 | 1  | 2   | 0  | 0  | 1  | 0  | 0  | 0  | 0   | 0   | 0  | 0   | 0  | 0  | 0 | 0 | 0   | .261 |
| Mar 13 | at Nicholls-1     | ph     | 1  | 0 | 0  | 0   | 0  | 0  | 0  | 0  | 0  | 0  | 0   | 0   | 0  | 0   | 0  | 0  | 0 | 0 | 0   | .250 |
| Mar 13 | at Nicholls-2     | *of    | 4  | 1 | 3  | 3   | 1  | 0  | 0  | 0  | 0  | 0  | 0   | 0   | 0  | 0   | 0  | 1  | 0 | 0 | 0   | .321 |
| Mar 17 | at LSU            | *dh    | 3  | 0 | 0  | 0   | 0  | 0  | 0  | 0  | 0  | 0  | 0   | 0   | 0  | 0   | 0  | 1  | 0 | 0 | 0   | .290 |
| Mar 18 | at LSU            | ph     | 1  | 0 | 0  | 1   | 0  | 0  | 0  | 0  | 0  | 0  | 0   | 0   | 0  | 0   | 0  | 0  | 0 | 0 | 0   | .281 |
| Mar 23 | GEORGIA-1         | ph     | 1  | 0 | 0  | 0   | 0  | 0  | 0  | 0  | 0  | 0  | 0   | 0   | 0  | 0   | 0  | 0  | 0 | 0 | 0   | .273 |
| Mar 23 | GEORGIA-2         | ph     | 1  | 0 | 1  | 0   | 1  | 0  | 0  | 0  | 0  | 0  | 0   | 0   | 0  | 0   | 0  | 0  | 0 | 0 | 0   | .294 |
| Mar 24 | GEORGIA           | ph     | 1  | 0 | 0  | 0   | 0  | 0  | 0  | 0  | 0  | 0  | 0   | 0   | 0  | 0   | 1  | 0  | 0 | 0 | 0   | .286 |
| Mar 29 | SOUTH CAROLIN     | ph     | 1  | 0 | 0  | 0   | 0  | 0  | 0  | 0  | 0  | 0  | 0   | 0   | 0  | 0   | 1  | 0  | 0 | 0 | 0   | .278 |
| Mar 30 | SOUTH CAROLIN     | ph     | 1  | 0 | 0  | 0   | 0  | 0  | 0  | 0  | 0  | 0  | 0   | 0   | 0  | 0   | 1  | 0  | 0 | 0 | 0   | .270 |
| Apr 03 | UT MARTIN-1       | ph     | 1  | 0 | 0  | 0   | 0  | 0  | 0  | 0  | 0  | 0  | 0   | 0   | 0  | 0   | 0  | 0  | 0 | 0 | 0   | .263 |
| Apr 03 | UT MARTIN-2       | *of    | 3  | 1 | 2  | 0   | 0  | 0  | 0  | 0  | 0  | 0  | 0   | 0   | 0  | 0   | 0  | 1  | 0 | 0 | 0   | .293 |
| Apr 05 | at Alabama        | ph     | 0  | 0 | 0  | 0   | 0  | 0  | 0  | 1  | 0  | 0  | 0   | 0   | 0  | 0   | 0  | 0  | 0 | 0 | 0   | .293 |
| Apr 06 | at Alabama        | *dh    | 3  | 0 | 1  | 0   | 0  | 0  | 0  | 0  | 0  | 0  | 0   | 0   | 0  | 0   | 1  | 0  | 0 | 0 | 0   | .295 |
| Apr 07 | at Alabama        | *of    | 3  | 0 | 1  | 0   | 0  | 0  | 0  | 0  | 0  | 0  | 0   | 0   | 0  | 0   | 1  | 1  | 0 | 0 | 0   | .298 |
| Apr 12 | WESTERN KENT      | ph     | 1  | 0 | 0  | 0   | 0  | 0  | 0  | 0  | 0  | 0  | 0   | 0   | 0  | 0   | 0  | 0  | 0 | 0 | 0   | .292 |
| Apr 13 | WESTERN KENT      | ph     | 1  | 0 | 0  | 0   | 0  | 0  | 0  | 0  | 0  | 0  | 0   | 0   | 0  | 0   | 1  | 0  | 0 | 0 | 0   | .286 |
| Apr 14 | WESTERN KENT      | ph     | 0  | 0 | 0  | 1   | 0  | 0  | 0  | 0  | 0  | 0  | 0   | 0   | 1  | 0   | 0  | 0  | 0 | 0 | 0   | .286 |
| Apr 16 | LOUISIANA TECH-   | *of    | 2  | 0 | 1  | 1   | 1  | 0  | 0  | 1  | 0  | 0  | 0   | 0   | 0  | 0   | 0  | 1  | 0 | 0 | 0   | .294 |
| Apr 16 | LOUISIANA TECH-   | *of    | 4  | 0 | 2  | 1   | 0  | 0  | 0  | 2  | 0  | 0  | 0   | 0   | 0  | 0   | 0  | 1  | 0 | 0 | 0   | .309 |
| Apr 19 | at Texas A&M      | *of    | 2  | 0 | 0  | 0   | 0  | 0  | 0  | 0  | 0  | 0  | 1   | 0   | 0  | 0   | 2  | 1  | 0 | 0 | 0   | .298 |
| Apr 20 | at Texas A&M      | *of/dh | 2  | 0 | 0  | 0   | 0  | 0  | 0  | 1  | 0  | 0  | 0   | 0   | 0  | 0   | 0  | 0  | 0 | 0 | 0   | .288 |
| Apr 23 | SOUTHERN MISS     | ph     | 1  | 0 | 0  | 0   | 0  | 0  | 0  | 0  | 0  | 0  | 0   | 0   | 0  | 0   | 1  | 0  | 0 | 0 | 0   | .283 |
| Apr 26 | AUBURN            | ph     | 1  | 0 | 0  | 0   | 0  | 0  | 0  | 0  | 0  | 0  | 0   | 0   | 0  | 0   | 0  | 0  | 0 | 0 | 0   | .279 |
| Apr 27 | AUBURN            | ph     | 1  | 0 | 0  | 0   | 0  | 0  | 0  | 0  | 0  | 0  | 0   | 0   | 0  | 0   | 1  | 0  | 0 | 0 | 0   | .274 |
| Totals |                   | 15gs   | 62 | 7 | 17 | 13  | 5  | 0  | 1  | 9  | 0  | 0  | 2   | 1   | 1  | 1   | 12 | 7  | 0 | 0 | 0   | .274 |

**ORMAN'S CAREER STATS**

| Year  | Avg. | GP | GS | AB  | R  | H  | 2B | 3B | HR | RBI | TB | SLG% | BB | HBP | SO | GDP | OB%  | SF | SH | SB | ATT | PO | A | E | FLD%  |
|-------|------|----|----|-----|----|----|----|----|----|-----|----|------|----|-----|----|-----|------|----|----|----|-----|----|---|---|-------|
| 2022  | .071 | 19 | 0  | 14  | 1  | 1  | 0  | 0  | 1  | 3   | 4  | .286 | 2  | 0   | 4  | 0   | .188 | 0  | 0  | 0  | 0   | 5  | 1 | 0 | 1.000 |
| 2023  | .200 | 32 | 4  | 30  | 5  | 6  | 2  | 0  | 1  | 3   | 11 | .367 | 2  | 0   | 11 | 0   | .250 | 0  | 0  | 0  | 0   | 3  | 0 | 0 | 1.000 |
| 2024  | .274 | 39 | 15 | 62  | 7  | 17 | 5  | 0  | 1  | 13  | 25 | .403 | 9  | 2   | 12 | 1   | .378 | 1  | 1  | 0  | 0   | 7  | 0 | 0 | 1.000 |
| TOTAL | .226 | 90 | 19 | 106 | 13 | 24 | 7  | 0  | 3  | 19  | 40 | .377 | 13 | 2   | 27 | 1   | .320 | 1  | 1  | 0  | 0   | 15 | 1 | 0 | 1.000 |











# 11 HALLE BURNS

FR | RHP | BOONEVILLE, MISS. | BOONEVILLE

| SEASON HIGHS                  |    |
|-------------------------------|----|
| ▶ Innings Pitched:            | -- |
| ▶ Strikeouts:                 | -- |
| ▶ Fewest Runs*:               | -- |
| ▶ Most Runs:                  | -- |
| ▶ Fewest Hits*:               | -- |
| ▶ Most Hits:                  | -- |
| ▶ Fewest Walks*:              | -- |
| ▶ Most Walks:                 | -- |
| * - Minimum 5 innings pitched |    |

| CAREER HIGHS                  |    |
|-------------------------------|----|
| ▶ Innings Pitched:            | -- |
| ▶ Strikeouts:                 | -- |
| ▶ Fewest Runs*:               | -- |
| ▶ Most Runs:                  | -- |
| ▶ Fewest Hits*:               | -- |
| ▶ Most Hits:                  | -- |
| ▶ Fewest Walks*:              | -- |
| ▶ Most Walks:                 | -- |
| * - Minimum 5 innings pitched |    |

## RUN DOWN

| BURNS' CAREER STATS |      |   |   |     |    |    |     |     |    |     |   |   |    |    |    |    |    |    |    |       |    |     |    |     |     |
|---------------------|------|---|---|-----|----|----|-----|-----|----|-----|---|---|----|----|----|----|----|----|----|-------|----|-----|----|-----|-----|
| Year                | ERA  | W | L | App | GS | CG | SHO | CBO | SV | IP  | H | R | ER | BB | SO | 2B | 3B | HR | BF | B/Avg | WP | HBP | BK | SFA | SHA |
| 2024                | 0.00 | 0 | 0 | 0   | 0  | 0  | 0   | 0   | 0  | 0.0 | 0 | 0 | 0  | 0  | 0  | 0  | 0  | 0  | 0  | .000  | 0  | 0   | 0  | 0   | 0   |
| TOTAL               | 0.00 | 0 | 0 | 0   | 0  | 0  | 0   | 0   | 0  | 0.0 | 0 | 0 | 0  | 0  | 0  | 0  | 0  | 0  | 0  | .000  | 0  | 0   | 0  | 0   | 0   |



# 12 STELLA GIDCUMB

FR | UT | PASO ROBLES, CALIF. | BUCHANAN

### SEASON HIGHS

- ▶ Runs: --
- ▶ Hits: --
- ▶ Doubles: --
- ▶ Triples: --
- ▶ Home Runs: --
- ▶ RBI: --
- ▶ Total Bases: --
- ▶ Walks: --
- ▶ Stolen Bases: --

### CAREER HIGHS

- ▶ Runs: --
- ▶ Hits: --
- ▶ Doubles: --
- ▶ Triples: --
- ▶ Home Runs: --
- ▶ RBI: --
- ▶ Total Bases: --
- ▶ Walks: --
- ▶ Stolen Bases: --

### RUN DOWN

### GIDCUMB'S CAREER STATS

| Year  | Avg. | GP | GS | AB | R | H | 2B | 3B | HR | RBI | TB | SLG% | BB | HBP | SO | GDP | OB%  | SF | SH | SB | ATT | PO | A | E | FLD% |
|-------|------|----|----|----|---|---|----|----|----|-----|----|------|----|-----|----|-----|------|----|----|----|-----|----|---|---|------|
| 2024  | .000 | 0  | 0  | 0  | 0 | 0 | 0  | 0  | 0  | 0   | 0  | .000 | 0  | 0   | 0  | 0   | .000 | 0  | 0  | 0  | 0   | 0  | 0 | 0 | .000 |
| TOTAL | .000 | 0  | 0  | 0  | 0 | 0 | 0  | 0  | 0  | 0   | 0  | .000 | 0  | 0   | 0  | 0   | .000 | 0  | 0  | 0  | 0   | 0  | 0 | 0 | .000 |



# 15 MAKENNA KLIETHERMES

SR | RHP | WARDSVILLE, MO. | BLAIR OAKS | OREGON

### SEASON HIGHS

- ▶ Innings Pitched: 8.0, vs. Nevada (2/9/24)
  - ▶ Strikeouts: 10, at Nicholls State (3/13/24)
  - ▶ Fewest Runs\*: 0, vs. SLU (3/1/24)
  - ▶ Most Runs: 6, vs. Miami (OH) (2/24/24)
  - ▶ Fewest Hits\*: 2, 2x, MR: vs. SLU (3/1/24)
  - ▶ Most Hits: 7, vs. Nevada (2/9/24)
  - ▶ Fewest Walks\*: 1, 2x, MR: vs. SLU (3/1/24)
  - ▶ Most Walks: 7, vs. Georgia (3/23/24)
- \* - Minimum 5 innings pitched

### CAREER HIGHS

- ▶ Innings Pitched: 8.0, vs. Nevada (2/9/24)
  - ▶ Strikeouts: 15, 2x, MR: vs. Ole Miss (2/10/22)
  - ▶ Fewest Runs\*: 0, 3x, MR: vs. SLU (3/1/24)
  - ▶ Most Runs: 7, 2x, MR: at Arkansas (5/22/22)
  - ▶ Fewest Hits\*: 0, vs. LMU (3/26/22)
  - ▶ Most Hits: 8, vs. Washington (4/24/22)
  - ▶ Fewest Walks\*: 0, at UNCG (3/3/22)
  - ▶ Most Walks: 7, vs. Georgia (3/23/24)
- \* - Minimum 5 innings pitched

### RUN DOWN

| Date   | Opponent          | GS | IP   | H  | R  | ER | BB | SO | 2B | 3B | HR | WP | BK | HBP | IBB | Score | W-L  | Sv | ERA  | NP  |
|--------|-------------------|----|------|----|----|----|----|----|----|----|----|----|----|-----|-----|-------|------|----|------|-----|
| Feb 09 | vs Nevada         | *  | 8.0  | 7  | 2  | 2  | 3  | 9  | 2  | 0  | 0  | 1  | 0  | 0   | 0   | 3-2   | 1-0  | 0  | 1.75 | 118 |
| Feb 11 | at Hawaii         | *  | 3.2  | 2  | 0  | 0  | 4  | 5  | 1  | 0  | 0  | 0  | 0  | 0   | 0   | 5-1   | 2-0  | 0  | 1.20 | 81  |
| Feb 16 | at Kennesaw State | *  | 7.0  | 2  | 1  | 1  | 2  | 9  | 0  | 0  | 0  | 0  | 0  | 0   | 0   | 3-1   | 3-0  | 0  | 1.12 | 91  |
| Feb 18 | vs Pittsburgh     | *  | 7.0  | 4  | 1  | 0  | 1  | 8  | 1  | 0  | 0  | 0  | 0  | 0   | 0   | 2-1   | 4-0  | 0  | 0.82 | 110 |
| Feb 23 | at Clemson        | *  | 3.0  | 4  | 3  | 2  | 2  | 0  | 0  | 0  | 0  | 0  | 0  | 1   | 0   | 1-9   | 4-1  | 0  | 1.22 | 61  |
| Feb 24 | vs Miami (Ohio)   | *  | 4.2  | 4  | 6  | 6  | 4  | 6  | 0  | 0  | 3  | 0  | 0  | 0   | 0   | 10-8  | 5-1  | 0  | 2.31 | 91  |
| Mar 01 | SE LOUISIANA      | *  | 5.0  | 2  | 0  | 0  | 1  | 6  | 0  | 0  | 0  | 0  | 0  | 0   | 0   | 2-0   | 6-1  | 0  | 2.01 | 67  |
| Mar 02 | KENT STATE        | *  | 3.0  | 2  | 0  | 0  | 0  | 5  | 0  | 0  | 0  | 0  | 0  | 0   | 0   | 10-0  | 7-1  | 0  | 1.86 | 52  |
| Mar 08 | MISSISSIPPI STA   | *  | 1.1  | 2  | 3  | 2  | 3  | 2  | 0  | 0  | 0  | 0  | 0  | 2   | 0   | 1-5   | 7-2  | 0  | 2.13 | 65  |
| Mar 10 | MISSISSIPPI STA   | *  | 1.1  | 2  | 4  | 4  | 4  | 0  | 0  | 0  | 1  | 0  | 0  | 0   | 0   | 10-9  | 7-2  | 0  | 2.70 | 41  |
| Mar 13 | at Nicholls-1     | *  | 7.0  | 5  | 1  | 0  | 2  | 10 | 1  | 0  | 0  | 1  | 0  | 0   | 0   | 4-1   | 8-2  | 0  | 2.33 | 124 |
| Mar 17 | at LSU            | *  | 6.1  | 7  | 2  | 1  | 3  | 4  | 1  | 0  | 0  | 0  | 0  | 0   | 0   | 5-2   | 9-2  | 0  | 2.20 | 115 |
| Mar 18 | at LSU            | *  | 3.2  | 1  | 0  | 0  | 0  | 3  | 0  | 0  | 0  | 0  | 0  | 0   | 0   | 9-2   | 10-2 | 0  | 2.07 | 62  |
| Mar 23 | GEORGIA-2         | *  | 3.1  | 4  | 5  | 5  | 7  | 5  | 0  | 0  | 0  | 0  | 0  | 0   | 0   | 7-10  | 10-2 | 0  | 2.50 | 86  |
| Mar 24 | GEORGIA           | *  | 3.1  | 3  | 1  | 1  | 4  | 5  | 0  | 0  | 0  | 0  | 0  | 1   | 0   | 1-4   | 10-2 | 0  | 2.48 | 86  |
| Mar 30 | SOUTH CAROLIN     | *  | 4.0  | 5  | 4  | 4  | 2  | 3  | 1  | 1  | 1  | 0  | 0  | 0   | 0   | 3-8   | 10-3 | 0  | 2.73 | 60  |
| Mar 31 | SOUTH CAROLIN     | *  | 2.1  | 1  | 0  | 0  | 0  | 1  | 0  | 0  | 0  | 1  | 0  | 0   | 0   | 0-4   | 10-3 | 0  | 2.65 | 24  |
| Apr 03 | UT MARTIN-1       | *  | 0.1  | 1  | 3  | 0  | 2  | 0  | 0  | 0  | 0  | 0  | 0  | 0   | 0   | 1-4   | 10-4 | 0  | 2.64 | 20  |
| Apr 06 | at Alabama        | *  | 0.1  | 3  | 4  | 4  | 1  | 0  | 0  | 0  | 0  | 0  | 0  | 1   | 0   | 1-5   | 10-5 | 0  | 3.00 | 28  |
| Apr 12 | WESTERN KENT      | *  | 1.0  | 4  | 3  | 2  | 1  | 0  | 0  | 0  | 0  | 0  | 0  | 0   | 0   | 0-3   | 10-6 | 0  | 3.15 | 24  |
| Apr 20 | at Texas A&M      | *  | 2.1  | 0  | 0  | 0  | 1  | 4  | 0  | 0  | 0  | 0  | 0  | 0   | 0   | 2-7   | 10-6 | 0  | 3.05 | 36  |
| Apr 27 | AUBURN            | *  | 1.0  | 0  | 0  | 0  | 1  | 0  | 0  | 0  | 0  | 0  | 0  | 0   | 0   | 4-2   | 10-6 | 1  | 3.01 | 16  |
| Apr 28 | AUBURN            | *  | 2.2  | 1  | 0  | 0  | 1  | 3  | 1  | 0  | 0  | 0  | 0  | 0   | 0   | 7-2   | 10-6 | 1  | 2.91 | 35  |
| Totals |                   | 17 | 81.2 | 66 | 43 | 34 | 49 | 88 | 8  | 1  | 5  | 3  | 0  | 5   | 0   | 91-90 | 10-6 | 1  | 2.91 | -   |

### KLIETHERMES' CAREER STATS

| Year  | ERA  | W  | L  | App | GS | CG | SHO | CBO | SV | IP    | H   | R   | ER  | BB  | SO  | 2B | 3B | HR | BF   | B/Avg | WP | HBP | BK | SFA | SHA |
|-------|------|----|----|-----|----|----|-----|-----|----|-------|-----|-----|-----|-----|-----|----|----|----|------|-------|----|-----|----|-----|-----|
| 2020  | 1.05 | 0  | 0  | 5   | 1  | 0  | 0   | 2   | 0  | 6.2   | 0   | 1   | 1   | 8   | 11  | 0  | 0  | 28 | .000 | 1     | 0  | 0   | 0  | 0   |     |
| 2021  | 3.45 | 7  | 6  | 22  | 8  | 2  | 1   | 4   | 2  | 67.0  | 52  | 36  | 33  | 23  | 88  | 10 | 1  | 10 | 279  | .211  | 5  | 6   | 0  | 3   | 1   |
| 2022  | 3.65 | 11 | 7  | 32  | 16 | 5  | 1   | 1   | 0  | 117.0 | 105 | 68  | 61  | 48  | 116 | 15 | 1  | 17 | 510  | .240  | 13 | 14  | 0  | 3   | 7   |
| 2023  | 3.59 | 6  | 6  | 33  | 17 | 2  | 0   | 5   | 4  | 93.2  | 78  | 51  | 48  | 60  | 92  | 10 | 1  | 9  | 416  | .226  | 7  | 6   | 0  | 1   | 4   |
| 2024  | 2.91 | 10 | 6  | 23  | 17 | 4  | 0   | 2   | 1  | 81.2  | 66  | 43  | 34  | 49  | 88  | 8  | 1  | 5  | 366  | .217  | 3  | 5   | 0  | 6   | 2   |
| TOTAL | 3.39 | 34 | 25 | 115 | 59 | 13 | 2   | 14  | 7  | 366.0 | 301 | 199 | 177 | 188 | 395 | 43 | 4  | 41 | 1599 | .222  | 29 | 31  | 0  | 13  | 14  |



# 16 BRIANNA LOPEZ

JR | LHP | RIVERSIDE, CALIF. | RAMONA | HAWAII

## SEASON HIGHS

- ▶ Innings Pitched: 5.2, 2x, MR: at Alabama (4/6/24)
  - ▶ Strikeouts: 8, vs. Auburn (4/27/24)
  - ▶ Fewest Runs\*: 1, 2x, MR: vs. Auburn (4/27/24)
  - ▶ Most Runs: 4, vs. Georgia (3/23/24)
  - ▶ Fewest Hits\*: 2, vs. LA Tech (4/16/24)
  - ▶ Most Hits: 7, vs. Georgia (3/23/24)
  - ▶ Fewest Walks\*: 2, at Alabama (4/6/24)
  - ▶ Most Walks: 6, vs. Georgia (3/23/24)
- \* - Minimum 5 innings pitched

## CAREER HIGHS

- ▶ Innings Pitched: 8.0, at UC San Diego (4/2/22)
  - ▶ Strikeouts: 11, vs. ACU (2/25/22)
  - ▶ Fewest Runs\*: 0, 9x, MR: vs. UC San Diego (4/1/23)
  - ▶ Most Runs: 9, 2x, MR: vs. UC Riverside (4/14/23)
  - ▶ Fewest Hits\*: 0, vs. UC San Diego (4/1/23)
  - ▶ Most Hits: 12, vs. Cal Poly (4/8/22)
  - ▶ Fewest Walks\*: 0, 4x, MR: vs. UC Davis (5/11/23)
  - ▶ Most Walks: 6, 2x, MR: vs. Georgia (3/23/24)
- \* - Minimum 5 innings pitched

## RUN DOWN

| Date   | Opponent        | GS | IP   | H  | R  | ER | BB | SO | 2B | 3B | HR | WP | BK | HBP | IBB | Score  | W-L | Sv | ERA  | NP  |
|--------|-----------------|----|------|----|----|----|----|----|----|----|----|----|----|-----|-----|--------|-----|----|------|-----|
| Feb 09 | vs Kansas City  |    | 1.0  | 0  | 0  | 0  | 0  | 2  | 0  | 0  | 0  | 0  | 0  | 0   | 0   | 9-1    | 0-0 | 0  | 0.00 | 11  |
| Feb 11 | at Hawaii       |    | 1.1  | 1  | 1  | 1  | 1  | 1  | 0  | 0  | 0  | 1  | 0  | 0   | 0   | 5-1    | 0-0 | 0  | 3.00 | 25  |
| Feb 17 | vs ETSU         |    | 3.0  | 2  | 0  | 0  | 2  | 3  | 0  | 0  | 0  | 0  | 0  | 0   | 0   | 5-3    | 1-0 | 0  | 1.31 | 57  |
| Feb 23 | vs UConn        |    | 1.0  | 0  | 0  | 0  | 1  | 1  | 0  | 0  | 0  | 0  | 0  | 0   | 0   | 2-1    | 1-0 | 0  | 1.11 | 18  |
| Feb 23 | at Clemson      |    | 1.1  | 2  | 3  | 3  | 5  | 2  | 1  | 0  | 0  | 0  | 0  | 0   | 0   | 1-9    | 1-0 | 0  | 3.65 | 49  |
| Feb 25 | at Clemson      |    | 0.1  | 0  | 3  | 0  | 2  | 1  | 0  | 0  | 0  | 1  | 0  | 0   | 0   | 0-5    | 1-0 | 0  | 3.50 | 17  |
| Mar 02 | KENT STATE      |    | 2.0  | 2  | 0  | 0  | 1  | 5  | 0  | 0  | 0  | 0  | 0  | 0   | 0   | 10-0   | 1-0 | 0  | 2.80 | 36  |
| Mar 02 | SE LOUISIANA    |    | 0.2  | 0  | 0  | 0  | 0  | 0  | 0  | 0  | 0  | 0  | 0  | 0   | 0   | 4-9    | 1-0 | 0  | 2.62 | 7   |
| Mar 05 | at Memphis      |    | 2.0  | 1  | 0  | 0  | 2  | 2  | 0  | 0  | 0  | 1  | 0  | 0   | 0   | 9-0    | 1-0 | 0  | 2.21 | 43  |
| Mar 08 | MISSISSIPPI STA |    | 5.2  | 4  | 2  | 2  | 5  | 3  | 1  | 0  | 0  | 0  | 0  | 0   | 0   | 1-5    | 1-0 | 0  | 2.29 | 88  |
| Mar 10 | MISSISSIPPI STA |    | 2.1  | 3  | 0  | 0  | 3  | 0  | 0  | 0  | 0  | 1  | 0  | 0   | 0   | 10-9   | 2-0 | 0  | 2.03 | 53  |
| Mar 23 | GEORGIA-1       | *  | 5.1  | 7  | 4  | 4  | 6  | 6  | 0  | 0  | 0  | 0  | 0  | 0   | 0   | 0-7    | 2-1 | 0  | 2.69 | 123 |
| Mar 24 | GEORGIA         |    | 3.2  | 2  | 3  | 3  | 3  | 5  | 0  | 0  | 0  | 0  | 0  | 0   | 0   | 1-4    | 2-2 | 0  | 3.07 | 59  |
| Mar 29 | SOUTH CAROLIN   |    | 4.0  | 5  | 2  | 2  | 2  | 6  | 0  | 0  | 0  | 0  | 0  | 0   | 0   | 0-2    | 2-3 | 0  | 3.12 | 67  |
| Mar 31 | SOUTH CAROLIN   |    | 2.2  | 4  | 2  | 2  | 1  | 2  | 0  | 1  | 0  | 0  | 0  | 0   | 0   | 0-4    | 2-3 | 0  | 3.28 | 61  |
| Apr 06 | at Alabama      |    | 5.2  | 3  | 1  | 1  | 2  | 4  | 0  | 0  | 0  | 0  | 0  | 1   | 0   | 1-5    | 2-3 | 0  | 3.00 | 98  |
| Apr 07 | at Alabama      |    | 3.0  | 3  | 1  | 1  | 2  | 1  | 0  | 0  | 1  | 0  | 0  | 0   | 0   | 1-5    | 2-3 | 0  | 2.96 | 51  |
| Apr 14 | WESTERN KENT    | *  | 3.0  | 4  | 2  | 2  | 2  | 3  | 1  | 0  | 0  | 0  | 0  | 0   | 0   | 12-3   | 3-3 | 0  | 3.06 | 71  |
| Apr 16 | LOUISIANA TECH- |    | 3.2  | 5  | 1  | 1  | 2  | 6  | 0  | 0  | 0  | 0  | 0  | 0   | 0   | 7-3    | 4-3 | 0  | 2.98 | 89  |
| Apr 16 | LOUISIANA TECH- |    | 5.0  | 2  | 2  | 2  | 3  | 5  | 0  | 0  | 0  | 0  | 0  | 0   | 0   | 6-5    | 4-3 | 0  | 2.96 | 85  |
| Apr 19 | at Texas A&M    |    | 1.2  | 3  | 1  | 0  | 0  | 4  | 0  | 0  | 0  | 1  | 0  | 0   | 0   | 2-5    | 4-3 | 0  | 2.88 | 42  |
| Apr 20 | at Texas A&M    |    | 1.0  | 1  | 3  | 2  | 3  | 1  | 0  | 0  | 0  | 0  | 0  | 0   | 0   | 2-7    | 4-3 | 0  | 3.07 | 26  |
| Apr 21 | at Texas A&M    |    | 1.0  | 0  | 0  | 0  | 2  | 2  | 0  | 0  | 0  | 1  | 0  | 0   | 0   | 0-2    | 4-3 | 0  | 3.02 | 27  |
| Apr 23 | SOUTHERN MISS   |    | 1.2  | 0  | 0  | 0  | 0  | 2  | 0  | 0  | 0  | 0  | 0  | 0   | 0   | 7-3    | 4-3 | 1  | 2.94 | 18  |
| Apr 26 | AUBURN          | *  | 4.0  | 3  | 0  | 0  | 5  | 5  | 1  | 0  | 0  | 0  | 0  | 0   | 0   | 1-2    | 4-3 | 1  | 2.76 | 98  |
| Apr 27 | AUBURN          |    | 5.0  | 3  | 1  | 1  | 3  | 8  | 0  | 0  | 0  | 0  | 0  | 0   | 0   | 4-2    | 5-3 | 1  | 2.66 | 97  |
| Apr 28 | AUBURN          | *  | 4.1  | 5  | 2  | 1  | 1  | 5  | 1  | 0  | 1  | 0  | 0  | 0   | 0   | 7-2    | 6-3 | 1  | 2.60 | 76  |
| Totals |                 | 4  | 75.1 | 65 | 34 | 28 | 59 | 85 | 5  | 1  | 2  | 6  | 0  | 1   | 0   | 107-10 | 6-3 | 1  | 2.60 | -   |

## LOPEZ'S CAREER STATS

| Year  | ERA  | W  | L  | App | GS | CG | SHO | CBO | SV | IP    | H   | R   | ER  | BB  | SO  | 2B | 3B | HR | BF   | B/Avg | WP | HBP | BK | SFA | SHA |
|-------|------|----|----|-----|----|----|-----|-----|----|-------|-----|-----|-----|-----|-----|----|----|----|------|-------|----|-----|----|-----|-----|
| 2022  | 2.67 | 14 | 8  | 28  | 24 | 19 | 4   | 1   | 3  | 162.0 | 140 | 57  | 48  | 66  | 113 | 17 | 2  | 6  | 701  | .232  | 10 | 12  | 0  | 4   | 15  |
| 2023  | 3.12 | 15 | 12 | 31  | 29 | 17 | 5   | 0   | 0  | 167.1 | 146 | 80  | 58  | 69  | 140 | 21 | 1  | 6  | 729  | .230  | 10 | 15  | 0  | 2   | 8   |
| 2024  | 2.60 | 6  | 3  | 27  | 4  | 0  | 0   | 2   | 1  | 75.1  | 65  | 34  | 28  | 59  | 85  | 5  | 1  | 2  | 341  | .240  | 6  | 1   | 0  | 3   | 7   |
| TOTAL | 2.32 | 36 | 23 | 86  | 57 | 36 | 9   | 3   | 4  | 404.2 | 351 | 171 | 134 | 194 | 338 | 43 | 4  | 14 | 1771 | .232  | 26 | 28  | 0  | 9   | 30  |





# 17 CATE LYNN RILEY

JR | RHP/DP | DANDRIDGE, TENN. | JEFFERSON COUNTY

### SEASON HIGHS

- ▶ Innings Pitched: 7.0, 2x, MR: vs. UT Martin (4/3/24)
  - ▶ Strikeouts: 8, at Nicholls State (3/13/24)
  - ▶ Fewest Runs\*: 0, 2x, MR: vs. South Carolina (3/29/24)
  - ▶ Most Runs: 5, 3x, MR: vs. Mississippi State (3/10/24)
  - ▶ Fewest Hits\*: 3, at Hawaii (2/10/24)
  - ▶ Most Hits: 7, 3x, MR: vs. UT Martin (4/3/24)
  - ▶ Fewest Walks\*: 0, 2x, MR: vs. UT Martin (4/3/24)
  - ▶ Most Walks: 5, vs. SLU (3/2/24)
- \* - Minimum 5 innings pitched

### CAREER HIGHS

- ▶ Innings Pitched: 7.0, 8x, MR: vs. UT Martin (4/3/24)
  - ▶ Strikeouts: 8, at Nicholls State (3/13/24)
  - ▶ Fewest Runs\*: 0, 6x, MR: vs. South Carolina (3/29/24)
  - ▶ Most Runs: 8, at Missouri (4/15/23)
  - ▶ Fewest Hits\*: 2, at Tennessee (3/11/23)
  - ▶ Most Hits: 11, at Florida (4/29/23)
  - ▶ Fewest Walks\*: 0, vs. SEMO (3/2/22)
  - ▶ Most Walks: 5, vs. SLU (3/2/24)
- \* - Minimum 5 innings pitched

### RUN DOWN

| Date   | Opponent        | GS | IP  | H    | R  | ER | BB | SO | 2B | 3B | HR | WP | BK | HBP | IBB | Score | W-L    | Sv  | ERA  | NP   |   |
|--------|-----------------|----|-----|------|----|----|----|----|----|----|----|----|----|-----|-----|-------|--------|-----|------|------|---|
| Feb 08 | vs BYU          | *  | 2.0 | 4    | 5  | 2  | 1  | 0  | 1  | 0  | 0  | 0  | 0  | 0   | 0   | 4-7   | 0-1    | 0   | 7.00 | 43   |   |
| Feb 10 | at Hawaii       | *  | 5.0 | 3    | 0  | 0  | 2  | 6  | 1  | 0  | 0  | 2  | 0  | 0   | 0   | 15-0  | 1-1    | 0   | 2.00 | 73   |   |
| Feb 17 | vs ETSU         | *  | 2.0 | 3    | 3  | 2  | 3  | 3  | 1  | 0  | 1  | 0  | 0  | 0   | 0   | 5-3   | 1-1    | 0   | 3.11 | 46   |   |
| Feb 23 | vs UConn        |    | 2.0 | 0    | 0  | 0  | 0  | 2  | 0  | 0  | 0  | 0  | 0  | 0   | 0   | 2-1   | 1-1    | 1   | 2.55 | 25   |   |
| Feb 23 | at Clemson      |    | 1.0 | 5    | 3  | 3  | 0  | 0  | 1  | 0  | 0  | 0  | 0  | 1   | 0   | 1-9   | 1-1    | 1   | 4.08 | 22   |   |
| Feb 25 | at Clemson      |    | 1.2 | 0    | 0  | 0  | 1  | 0  | 0  | 0  | 0  | 0  | 0  | 0   | 0   | 0-5   | 1-1    | 1   | 3.59 | 29   |   |
| Mar 01 | UAB             |    | 5.1 | 4    | 1  | 0  | 2  | 5  | 0  | 0  | 0  | 1  | 0  | 0   | 0   | 4-6   | 1-1    | 1   | 2.58 | 80   |   |
| Mar 02 | SE LOUISIANA    |    | 2.1 | 5    | 5  | 4  | 5  | 1  | 0  | 0  | 1  | 3  | 0  | 0   | 0   | 4-9   | 1-2    | 1   | 3.61 | 76   |   |
| Mar 05 | at Memphis      | *  | 4.0 | 2    | 0  | 0  | 2  | 5  | 0  | 0  | 0  | 0  | 0  | 0   | 0   | 9-0   | 2-2    | 1   | 3.04 | 59   |   |
| Mar 09 | MISSISSIPPI STA |    | 3.2 | 1    | 0  | 0  | 1  | 3  | 0  | 0  | 0  | 0  | 0  | 0   | 0   | 0-4   | 2-2    | 1   | 2.66 | 55   |   |
| Mar 10 | MISSISSIPPI STA |    | 4.1 | 7    | 5  | 5  | 0  | 1  | 2  | 0  | 1  | 0  | 0  | 0   | 0   | 10-9  | 2-2    | 1   | 3.36 | 56   |   |
| Mar 13 | at Nicholls-2   | *  | 7.0 | 7    | 1  | 1  | 1  | 8  | 1  | 0  | 0  | 1  | 0  | 1   | 0   | 9-1   | 3-2    | 1   | 2.95 | 105  |   |
| Mar 16 | at LSU          | *  | 4.0 | 4    | 1  | 0  | 3  | 1  | 0  | 0  | 0  | 0  | 0  | 0   | 0   | 0-3   | 3-3    | 1   | 2.68 | 84   |   |
| Mar 17 | at LSU          |    | 0.2 | 0    | 0  | 0  | 0  | 0  | 0  | 0  | 0  | 0  | 0  | 0   | 0   | 5-2   | 3-3    | 2   | 2.64 | 5    |   |
| Mar 23 | GEORGIA-1       |    | 1.2 | 4    | 3  | 2  | 1  | 3  | 0  | 0  | 0  | 0  | 0  | 0   | 0   | 0-7   | 3-3    | 2   | 2.85 | 46   |   |
| Mar 29 | SOUTH CAROLIN   | *  | 5.0 | 4    | 0  | 0  | 0  | 2  | 0  | 0  | 0  | 0  | 0  | 2   | 0   | 0-2   | 3-3    | 2   | 2.57 | 69   |   |
| Mar 31 | SOUTH CAROLIN   | *  | 2.0 | 4    | 2  | 2  | 2  | 2  | 0  | 0  | 1  | 0  | 0  | 1   | 0   | 0-4   | 3-4    | 2   | 2.74 | 52   |   |
| Apr 03 | UT MARTIN-1     |    | 1.0 | 0    | 0  | 0  | 1  | 0  | 0  | 0  | 0  | 0  | 0  | 0   | 0   | 1-4   | 3-4    | 2   | 2.69 | 16   |   |
| Apr 03 | UT MARTIN-2     | *  | 7.0 | 7    | 2  | 2  | 0  | 5  | 1  | 0  | 0  | 0  | 0  | 0   | 0   | 4-2   | 4-4    | 2   | 2.61 | 104  |   |
| Apr 07 | at Alabama      | *  | 2.0 | 4    | 4  | 3  | 0  | 1  | 1  | 0  | 1  | 0  | 0  | 0   | 0   | 1-5   | 4-5    | 2   | 2.86 | 29   |   |
| Apr 12 | WESTERN KENT    |    | 0.2 | 0    | 0  | 0  | 0  | 0  | 0  | 0  | 0  | 0  | 0  | 0   | 0   | 0-3   | 4-5    | 2   | 2.83 | 6    |   |
| Apr 13 | WESTERN KENT    |    | 2.0 | 4    | 0  | 0  | 0  | 0  | 0  | 0  | 0  | 0  | 0  | 0   | 0   | 11-3  | 4-5    | 2   | 2.74 | 32   |   |
| Apr 14 | WESTERN KENT    |    | 1.0 | 0    | 0  | 0  | 1  | 0  | 0  | 0  | 0  | 0  | 0  | 0   | 0   | 12-3  | 4-5    | 2   | 2.70 | 9    |   |
| Apr 16 | LOUISIANA TECH- | *  | 3.2 | 5    | 3  | 0  | 1  | 1  | 1  | 0  | 0  | 0  | 0  | 0   | 0   | 6-5   | 4-5    | 2   | 2.56 | 70   |   |
| Apr 19 | at Texas A&M    |    | 1.0 | 1    | 2  | 0  | 0  | 0  | 0  | 0  | 0  | 0  | 0  | 0   | 0   | 2-5   | 4-6    | 2   | 2.53 | 19   |   |
| Apr 23 | SOUTHERN MISS   | *  | 1.2 | 3    | 3  | 1  | 2  | 0  | 1  | 1  | 0  | 0  | 0  | 0   | 0   | 7-3   | 4-6    | 2   | 2.57 | 37   |   |
| Apr 27 | AUBURN          | *  | 1.0 | 3    | 1  | 1  | 0  | 0  | 0  | 0  | 0  | 0  | 0  | 0   | 0   | 4-2   | 4-6    | 2   | 2.62 | 24   |   |
| Totals |                 |    | 13  | 74.2 | 84 | 44 | 28 | 29 | 49 | 11 | 1  | 5  | 7  | 0   | 5   | 0     | 116-10 | 4-6 | 2    | 2.62 | - |

### RILEY'S CAREER STATS

| Year  | ERA  | W  | L  | App | GS | CG | SHO | CBO | SV | IP    | H   | R   | ER  | BB  | SO  | 2B | 3B | HR | BF   | B/Avg | WP | HBP | BK | SFA | SHA |
|-------|------|----|----|-----|----|----|-----|-----|----|-------|-----|-----|-----|-----|-----|----|----|----|------|-------|----|-----|----|-----|-----|
| 2022  | 3.46 | 12 | 4  | 30  | 11 | 3  | 1   | 5   | 1  | 81.0  | 83  | 47  | 40  | 36  | 58  | 12 | 1  | 11 | 365  | .261  | 4  | 6   | 0  | 1   | 4   |
| 2023  | 2.69 | 8  | 7  | 27  | 17 | 4  | 0   | 1   | 1  | 106.2 | 125 | 56  | 41  | 42  | 61  | 16 | 1  | 7  | 495  | .287  | 5  | 7   | 0  | 3   | 8   |
| 2024  | 2.62 | 4  | 6  | 27  | 13 | 3  | 1   | 1   | 2  | 74.2  | 84  | 44  | 28  | 29  | 49  | 11 | 1  | 5  | 338  | .289  | 7  | 5   | 0  | 5   | 8   |
| TOTAL | 2.89 | 24 | 17 | 83  | 40 | 10 | 2   | 7   | 4  | 261.1 | 289 | 146 | 108 | 107 | 168 | 39 | 3  | 23 | 1193 | .278  | 16 | 18  | 0  | 8   | 19  |



# 18 KAYNSLEE FURBUSH

SR | RHP/UT | LONGWOOD, FLA. | WINTER SPRINGS

### SEASON HIGHS

- ▶ Runs: 2, 2x, MR: vs. WKU (4/14/24)
- ▶ Hits: 3, 2x, MR: at LSU (3/18/24)
- ▶ Doubles: 1, 6x, MR: vs. LA Tech (4/16/24)
- ▶ Triples: --
- ▶ Home Runs: 2, vs. WKU (4/14/24)
- ▶ RBI: 6, vs. WKU (4/14/24)
- ▶ Total Bases: 8, vs. WKU (4/14/24)
- ▶ Walks: 2, at Clemson (2/23/24)
- ▶ Stolen Bases: --

### CAREER HIGHS

- ▶ Runs: 2, 2x, MR: vs. WKU (4/14/24)
- ▶ Hits: 3, 3x, MR: at LSU (3/18/24)
- ▶ Doubles: 2, at Southern Miss (3/15/23)
- ▶ Triples: --
- ▶ Home Runs: 2, vs. WKU (4/14/24)
- ▶ RBI: 6, vs. WKU (4/14/24)
- ▶ Total Bases: 8, vs. WKU (4/14/24)
- ▶ Walks: 3, vs. Grand Canyon (5/21/22)
- ▶ Stolen Bases: 1, 2x, MR: at Southern Miss (3/15/23)

## RUN DOWN

| Date   | Opponent          | Pos    | AB   | R   | H  | RBI | 2B | 3B | HR | BB | SB | CS | HBP | SAC | SF | GDP | K | PO | A | E  | Avg  |
|--------|-------------------|--------|------|-----|----|-----|----|----|----|----|----|----|-----|-----|----|-----|---|----|---|----|------|
| Feb 08 | vs BYU            | *dh    | 3    | 0   | 2  | 0   | 0  | 0  | 0  | 0  | 0  | 0  | 0   | 0   | 0  | 0   | 0 | 0  | 0 | 0  | .667 |
| Feb 09 | vs Nevada         | *dh/of | 2    | 0   | 1  | 0   | 0  | 0  | 0  | 0  | 0  | 0  | 1   | 1   | 0  | 0   | 0 | 1  | 0 | 0  | .600 |
| Feb 09 | vs Kansas City    | *dh    | 4    | 1   | 1  | 1   | 0  | 0  | 1  | 0  | 0  | 0  | 0   | 0   | 0  | 0   | 0 | 0  | 0 | 0  | .444 |
| Feb 16 | at Kennesaw State | *dh    | 3    | 0   | 1  | 0   | 0  | 0  | 0  | 0  | 0  | 0  | 0   | 0   | 0  | 0   | 0 | 0  | 0 | 0  | .417 |
| Feb 17 | vs ETSU           | *dh/p  | 0    | 0   | 0  | 0   | 0  | 0  | 0  | 1  | 0  | 0  | 0   | 0   | 0  | 0   | 0 | 0  | 0 | 0  | .417 |
| Feb 17 | at Kennesaw State | *dh/p  | 4    | 1   | 3  | 3   | 1  | 0  | 0  | 0  | 0  | 0  | 0   | 0   | 0  | 0   | 0 | 1  | 0 | 1  | .500 |
| Feb 18 | vs Pittsburgh     | *of    | 3    | 0   | 1  | 1   | 0  | 0  | 0  | 0  | 0  | 0  | 0   | 0   | 0  | 0   | 0 | 1  | 1 | 0  | .474 |
| Feb 23 | vs UConn          | *p/dh  | 2    | 0   | 1  | 1   | 0  | 0  | 0  | 0  | 0  | 0  | 0   | 0   | 0  | 0   | 0 | 0  | 0 | 0  | .476 |
| Feb 23 | at Clemson        | *dh/p  | 1    | 0   | 0  | 0   | 0  | 0  | 0  | 2  | 0  | 0  | 0   | 0   | 0  | 0   | 1 | 0  | 0 | 0  | .455 |
| Feb 24 | vs Miami (Ohio)   | *dh/p  | 5    | 0   | 2  | 0   | 0  | 0  | 0  | 0  | 0  | 0  | 0   | 0   | 0  | 0   | 1 | 0  | 0 | 0  | .444 |
| Feb 25 | at Clemson        | *p/dh  | 3    | 0   | 0  | 0   | 0  | 0  | 0  | 0  | 0  | 0  | 0   | 0   | 0  | 0   | 1 | 0  | 1 | 0  | .400 |
| Mar 01 | SE LOUISIANA      | *dh/p  | 2    | 0   | 1  | 0   | 0  | 0  | 0  | 1  | 0  | 0  | 0   | 0   | 0  | 0   | 0 | 0  | 1 | 0  | .406 |
| Mar 01 | UAB               | *p/dh  | 3    | 0   | 1  | 0   | 0  | 0  | 0  | 0  | 0  | 0  | 0   | 0   | 0  | 0   | 1 | 0  | 1 | 0  | .400 |
| Mar 02 | KENT STATE        | *dh/of | 2    | 1   | 1  | 2   | 1  | 0  | 0  | 0  | 0  | 0  | 0   | 0   | 0  | 0   | 0 | 0  | 0 | 0  | .405 |
| Mar 02 | SE LOUISIANA      | *p/dh  | 3    | 0   | 1  | 1   | 0  | 0  | 0  | 0  | 0  | 0  | 1   | 0   | 0  | 0   | 0 | 0  | 6 | 1  | .400 |
| Mar 03 | UAB               | *dh/p  | 2    | 1   | 1  | 0   | 0  | 0  | 0  | 0  | 0  | 0  | 1   | 0   | 0  | 0   | 0 | 1  | 0 | 0  | .405 |
| Mar 05 | at Memphis        | *of/of | 0    | 0   | 0  | 0   | 0  | 0  | 0  | 1  | 0  | 0  | 0   | 0   | 0  | 0   | 0 | 0  | 0 | 0  | .405 |
| Mar 08 | MISSISSIPPI STA   | *dh    | 3    | 0   | 1  | 0   | 0  | 0  | 0  | 0  | 0  | 0  | 0   | 0   | 0  | 0   | 0 | 0  | 0 | 0  | .400 |
| Mar 09 | MISSISSIPPI STA   | *p/dh  | 2    | 0   | 0  | 0   | 0  | 0  | 0  | 0  | 0  | 0  | 0   | 1   | 0  | 0   | 2 | 0  | 0 | 0  | .383 |
| Mar 10 | MISSISSIPPI STA   | *dh    | 3    | 0   | 2  | 3   | 0  | 0  | 0  | 1  | 0  | 0  | 0   | 0   | 0  | 0   | 0 | 0  | 0 | 0  | .400 |
| Mar 13 | at Nicholls-1     | *dh    | 4    | 0   | 1  | 2   | 1  | 0  | 0  | 0  | 0  | 0  | 0   | 0   | 0  | 0   | 1 | 0  | 0 | 0  | .389 |
| Mar 13 | at Nicholls-2     | *dh    | 4    | 0   | 1  | 0   | 1  | 0  | 0  | 0  | 0  | 0  | 0   | 0   | 0  | 0   | 0 | 1  | 0 | 0  | .379 |
| Mar 16 | at LSU            | *dh/p  | 2    | 0   | 0  | 0   | 0  | 0  | 0  | 1  | 0  | 0  | 0   | 0   | 0  | 0   | 0 | 0  | 2 | 0  | .367 |
| Mar 17 | at LSU            | ph     | 1    | 0   | 0  | 0   | 0  | 0  | 0  | 0  | 0  | 0  | 0   | 0   | 0  | 0   | 0 | 0  | 0 | 0  | .361 |
| Mar 18 | at LSU            | *p/dh  | 4    | 1   | 3  | 2   | 1  | 0  | 1  | 0  | 0  | 0  | 0   | 0   | 0  | 0   | 1 | 0  | 0 | 0  | .385 |
| Mar 23 | GEORGIA-1         | *dh    | 3    | 0   | 1  | 0   | 0  | 0  | 0  | 0  | 0  | 0  | 0   | 0   | 0  | 0   | 1 | 0  | 0 | 0  | .382 |
| Mar 23 | GEORGIA-2         | *dh/p  | 4    | 1   | 2  | 2   | 0  | 0  | 1  | 0  | 0  | 0  | 0   | 0   | 0  | 0   | 1 | 0  | 0 | 0  | .389 |
| Mar 24 | GEORGIA           | *dh    | 3    | 0   | 0  | 0   | 0  | 0  | 0  | 0  | 0  | 0  | 0   | 0   | 0  | 0   | 1 | 0  | 0 | 0  | .373 |
| Mar 29 | SOUTH CAROLIN     | *dh    | 2    | 0   | 1  | 0   | 0  | 0  | 0  | 0  | 0  | 0  | 1   | 0   | 0  | 0   | 0 | 0  | 0 | 0  | .377 |
| Mar 30 | SOUTH CAROLIN     | *dh/p  | 3    | 0   | 1  | 2   | 0  | 0  | 0  | 0  | 0  | 0  | 0   | 0   | 1  | 0   | 1 | 0  | 0 | 0  | .375 |
| Mar 31 | SOUTH CAROLIN     | *dh    | 3    | 0   | 1  | 0   | 0  | 0  | 0  | 0  | 0  | 0  | 0   | 0   | 0  | 0   | 1 | 0  | 0 | 0  | .373 |
| Apr 03 | UT MARTIN-1       | *dh    | 1    | 0   | 0  | 0   | 0  | 0  | 0  | 1  | 0  | 0  | 1   | 0   | 0  | 0   | 0 | 0  | 0 | 0  | .369 |
| Apr 03 | UT MARTIN-2       | *dh    | 3    | 0   | 1  | 1   | 0  | 0  | 0  | 0  | 0  | 0  | 0   | 0   | 0  | 0   | 0 | 0  | 0 | 0  | .368 |
| Apr 05 | at Alabama        | *p/dh  | 4    | 0   | 0  | 0   | 0  | 0  | 0  | 0  | 0  | 0  | 0   | 0   | 0  | 0   | 2 | 1  | 2 | 0  | .352 |
| Apr 06 | at Alabama        | *of    | 2    | 0   | 0  | 0   | 0  | 0  | 0  | 1  | 0  | 0  | 0   | 0   | 0  | 0   | 0 | 2  | 0 | 0  | .344 |
| Apr 07 | at Alabama        | *dh/p  | 3    | 0   | 0  | 0   | 0  | 0  | 0  | 0  | 0  | 1  | 0   | 0   | 0  | 0   | 2 | 0  | 0 | 0  | .333 |
| Apr 12 | WESTERN KENT      | *dh/p  | 3    | 0   | 0  | 0   | 0  | 0  | 0  | 0  | 0  | 0  | 0   | 0   | 0  | 0   | 0 | 1  | 1 | 0  | .323 |
| Apr 13 | WESTERN KENT      | *dh    | 2    | 2   | 2  | 5   | 0  | 0  | 1  | 0  | 0  | 0  | 2   | 0   | 0  | 0   | 0 | 0  | 0 | 0  | .337 |
| Apr 14 | WESTERN KENT      | *dh/p  | 2    | 2   | 2  | 6   | 0  | 0  | 2  | 1  | 0  | 0  | 0   | 0   | 0  | 0   | 0 | 2  | 0 | 0  | .350 |
| Apr 16 | LOUISIANA TECH-   | *dh/p  | 3    | 0   | 1  | 0   | 1  | 0  | 0  | 1  | 0  | 0  | 0   | 0   | 0  | 0   | 1 | 0  | 0 | 0  | .349 |
| Apr 16 | LOUISIANA TECH-   | *dh/p  | 7    | 0   | 2  | 1   | 0  | 0  | 0  | 0  | 0  | 0  | 0   | 0   | 1  | 1   | 0 | 0  | 0 | 0  | .345 |
| Apr 19 | at Texas A&M      | *dh    | 3    | 0   | 1  | 0   | 0  | 0  | 0  | 0  | 0  | 0  | 0   | 0   | 0  | 0   | 1 | 0  | 0 | 0  | .345 |
| Apr 20 | at Texas A&M      | *p/dh  | 2    | 1   | 1  | 1   | 0  | 0  | 1  | 1  | 0  | 0  | 0   | 0   | 0  | 0   | 1 | 0  | 1 | 0  | .347 |
| Apr 21 | at Texas A&M      | *of    | 2    | 0   | 0  | 0   | 0  | 0  | 0  | 1  | 0  | 0  | 0   | 0   | 0  | 0   | 1 | 0  | 0 | 0  | .342 |
| Apr 23 | SOUTHERN MISS     | *of/dh | 2    | 0   | 0  | 1   | 0  | 0  | 0  | 0  | 0  | 1  | 0   | 0   | 0  | 0   | 0 | 0  | 0 | 0  | .336 |
| Apr 26 | AUBURN            | *dh/p  | 4    | 0   | 0  | 1   | 0  | 0  | 0  | 1  | 0  | 0  | 0   | 0   | 0  | 0   | 3 | 0  | 1 | 0  | .325 |
| Apr 27 | AUBURN            | *dh    | 3    | 1   | 1  | 1   | 0  | 0  | 1  | 0  | 0  | 0  | 0   | 0   | 0  | 0   | 0 | 0  | 0 | 0  | .326 |
| Apr 28 | AUBURN            | *dh    | 3    | 1   | 2  | 3   | 0  | 0  | 1  | 0  | 0  | 0  | 0   | 0   | 0  | 0   | 0 | 0  | 0 | 0  | .333 |
| Totals |                   |        | 47gs | 132 | 13 | 44  | 40 | 6  | 0  | 9  | 14 | 0  | 0   | 9   | 2  | 1   | 1 | 27 | 7 | 19 | .333 |

## FURBUSH'S CAREER STATS

| Year  | Avg. | GP  | GS  | AB  | R  | H   | 2B | 3B | HR | RBI | TB  | SLG% | BB | HBP | SO  | GDP | OB%  | SF | SH | SB | ATT | PO | A  | E | FLD%  |
|-------|------|-----|-----|-----|----|-----|----|----|----|-----|-----|------|----|-----|-----|-----|------|----|----|----|-----|----|----|---|-------|
| 2021  | .232 | 39  | 19  | 56  | 5  | 13  | 3  | 0  | 3  | 18  | 25  | .446 | 10 | 6   | 20  | 0   | .392 | 2  | 2  | 0  | 0   | 0  | 1  | 0 | 1.000 |
| 2022  | .236 | 45  | 25  | 72  | 9  | 17  | 4  | 0  | 3  | 12  | 30  | .417 | 14 | 5   | 20  | 0   | .396 | 0  | 0  | 1  | 1   | 40 | 6  | 1 | .979  |
| 2023  | .239 | 48  | 42  | 117 | 13 | 28  | 7  | 0  | 6  | 18  | 53  | .453 | 10 | 8   | 36  | 0   | .338 | 1  | 0  | 1  | 1   | 23 | 18 | 1 | .976  |
| 2024  | .333 | 48  | 47  | 132 | 13 | 44  | 6  | 0  | 9  | 40  | 77  | .583 | 14 | 9   | 27  | 1   | .429 | 1  | 2  | 0  | 0   | 7  | 19 | 1 | .963  |
| TOTAL | .271 | 180 | 133 | 377 | 40 | 102 | 20 | 0  | 21 | 88  | 185 | .491 | 48 | 28  | 103 | 1   | .389 | 4  | 4  | 2  | 2   | 70 | 44 | 3 | .974  |



# 18 KAYNSLEE FURBUSH

SR | RHP/UT | LONGWOOD, FLA. | WINTER SPRINGS

### SEASON HIGHS

- ▶ Innings Pitched: 5.1, vs. WKU (4/12/24)
- ▶ Strikeouts: 7, 2x, MR: vs. LA Tech (4/16/24)
- ▶ Fewest Runs\*: 0, vs. WKU (4/12/24)
- ▶ Most Runs: 5, 2x, MR: vs. Georgia (3/23/24)
- ▶ Fewest Hits\*: 3, vs. WKU (4/12/24)
- ▶ Most Hits: 10, vs. Georgia (3/23/24)
- ▶ Fewest Walks\*: 1, 2x, MR: vs. WKU (4/12/24)
- ▶ Most Walks: 4, 2x, MR: at Texas A&M (4/20/24)

\* - Minimum 5 innings pitched

### CAREER HIGHS

- ▶ Innings Pitched: 8.0, vs. Liberty (2/16/23)
- ▶ Strikeouts: 9, vs. James Madison (2/25/22)
- ▶ Fewest Runs\*: 0, 4x, MR: vs. WKU (4/12/24)
- ▶ Most Runs: 5, 2x, MR: vs. Georgia (3/23/24)
- ▶ Fewest Hits\*: 0, vs. LSU (5/10/23)
- ▶ Most Hits: 10, vs. Georgia (3/23/24)
- ▶ Fewest Walks\*: 0, vs. LSU (3/25/23)
- ▶ Most Walks: 4, 4x, MR: at Texas A&M (4/20/24)

\* - Minimum 5 innings pitched

## RUN DOWN

| Date   | Opponent          | GS | IP   | H  | R  | ER | BB | SO | 2B | 3B | HR | WP | BK | HBP | IBB | Score | W-L | Sv | ERA  | NP  |
|--------|-------------------|----|------|----|----|----|----|----|----|----|----|----|----|-----|-----|-------|-----|----|------|-----|
| Feb 17 | vs ETSU           |    | 2.0  | 2  | 0  | 0  | 2  | 0  | 0  | 0  | 0  | 0  | 0  | 0   | 0   | 5-3   | 0-0 | 1  | 0.00 | 33  |
| Feb 17 | at Kennesaw State |    | 1.1  | 0  | 0  | 0  | 1  | 1  | 0  | 0  | 0  | 0  | 0  | 0   | 0   | 14-5  | 0-0 | 1  | 0.00 | 22  |
| Feb 23 | vs UConn          | *  | 4.0  | 1  | 1  | 1  | 2  | 7  | 1  | 0  | 0  | 0  | 0  | 1   | 0   | 2-1   | 1-0 | 1  | 0.95 | 70  |
| Feb 24 | vs Miami (Ohio)   |    | 1.0  | 0  | 0  | 0  | 0  | 0  | 0  | 0  | 0  | 0  | 0  | 1   | 0   | 10-8  | 1-0 | 2  | 0.84 | 10  |
| Feb 25 | at Clemson        | *  | 4.0  | 3  | 2  | 1  | 4  | 2  | 2  | 0  | 0  | 0  | 0  | 1   | 0   | 0-5   | 1-1 | 2  | 1.14 | 74  |
| Mar 01 | SE LOUISIANA      |    | 2.0  | 1  | 0  | 0  | 0  | 1  | 1  | 0  | 0  | 1  | 0  | 0   | 0   | 2-0   | 1-1 | 3  | 0.98 | 25  |
| Mar 01 | UAB               | *  | 1.2  | 4  | 5  | 1  | 0  | 0  | 1  | 0  | 1  | 0  | 0  | 0   | 0   | 4-6   | 1-2 | 3  | 1.31 | 28  |
| Mar 02 | SE LOUISIANA      | *  | 5.0  | 5  | 4  | 2  | 1  | 3  | 0  | 0  | 0  | 0  | 0  | 0   | 0   | 4-9   | 1-2 | 3  | 1.67 | 62  |
| Mar 03 | UAB               |    | 0.1  | 0  | 0  | 0  | 0  | 0  | 0  | 0  | 0  | 0  | 0  | 0   | 0   | 7-0   | 1-2 | 3  | 1.64 | 4   |
| Mar 09 | MISSISSIPPI STA   | *  | 3.1  | 7  | 4  | 4  | 1  | 1  | 3  | 1  | 1  | 0  | 0  | 0   | 0   | 0-4   | 1-3 | 3  | 2.55 | 66  |
| Mar 16 | at LSU            |    | 2.0  | 2  | 2  | 2  | 1  | 0  | 0  | 0  | 0  | 0  | 0  | 0   | 0   | 0-3   | 1-3 | 3  | 2.89 | 45  |
| Mar 18 | at LSU            | *  | 3.1  | 6  | 2  | 1  | 1  | 2  | 2  | 0  | 1  | 1  | 0  | 0   | 0   | 9-2   | 1-3 | 3  | 2.80 | 68  |
| Mar 23 | GEORGIA-2         |    | 4.2  | 10 | 5  | 5  | 2  | 2  | 2  | 0  | 1  | 0  | 0  | 2   | 0   | 7-10  | 1-4 | 3  | 3.43 | 105 |
| Mar 30 | SOUTH CAROLIN     |    | 3.0  | 4  | 4  | 3  | 1  | 3  | 2  | 0  | 2  | 0  | 0  | 0   | 0   | 3-8   | 1-4 | 3  | 3.72 | 62  |
| Apr 05 | at Alabama        | *  | 4.2  | 5  | 4  | 4  | 1  | 4  | 1  | 1  | 0  | 0  | 0  | 1   | 0   | 0-4   | 1-5 | 3  | 3.97 | 77  |
| Apr 07 | at Alabama        |    | 1.0  | 0  | 0  | 0  | 1  | 0  | 0  | 0  | 0  | 0  | 0  | 0   | 0   | 1-5   | 1-5 | 3  | 3.88 | 14  |
| Apr 12 | WESTERN KENT      |    | 5.1  | 3  | 0  | 0  | 1  | 1  | 1  | 0  | 0  | 1  | 0  | 1   | 0   | 0-3   | 1-5 | 3  | 3.45 | 71  |
| Apr 14 | WESTERN KENT      |    | 1.0  | 2  | 1  | 1  | 0  | 0  | 0  | 1  | 0  | 1  | 0  | 0   | 0   | 12-3  | 1-5 | 3  | 3.52 | 23  |
| Apr 16 | LOUISIANA TECH-   |    | 0.1  | 0  | 0  | 0  | 0  | 0  | 0  | 0  | 0  | 0  | 0  | 0   | 0   | 7-3   | 1-5 | 4  | 3.50 | 3   |
| Apr 16 | LOUISIANA TECH-   |    | 4.1  | 2  | 0  | 0  | 1  | 7  | 0  | 0  | 0  | 0  | 0  | 0   | 0   | 6-5   | 2-5 | 4  | 3.22 | 56  |
| Apr 20 | at Texas A&M      | *  | 2.2  | 2  | 4  | 2  | 4  | 1  | 0  | 0  | 1  | 0  | 0  | 0   | 0   | 2-7   | 2-6 | 4  | 3.32 | 73  |
| Apr 26 | AUBURN            |    | 3.0  | 3  | 1  | 1  | 0  | 1  | 0  | 0  | 1  | 0  | 0  | 0   | 0   | 1-2   | 2-6 | 4  | 3.27 | 42  |
| Totals |                   | 8  | 60.0 | 62 | 39 | 28 | 24 | 36 | 16 | 3  | 8  | 4  | 0  | 7   | 0   | 96-96 | 2-6 | 4  | 3.27 | -   |

## FURBUSH'S CAREER STATS

| Year  | ERA  | W  | L  | App | GS | CG | SHO | CBO | SV | IP    | H   | R  | ER | BB | SO  | 2B | 3B | HR | BF  | B/Avg | WP | HBP | BK | SFA | SHA |
|-------|------|----|----|-----|----|----|-----|-----|----|-------|-----|----|----|----|-----|----|----|----|-----|-------|----|-----|----|-----|-----|
| 2021  | 1.56 | 0  | 1  | 8   | 0  | 0  | 0   | 5   | 0  | 9.0   | 6   | 2  | 2  | 2  | 12  | 1  | 0  | 0  | 36  | .194  | 0  | 1   | 0  | 0   | 2   |
| 2022  | 2.13 | 5  | 1  | 20  | 4  | 2  | 1   | 4   | 1  | 52.2  | 37  | 19 | 16 | 13 | 43  | 8  | 0  | 5  | 218 | .188  | 7  | 7   | 0  | 0   | 1   |
| 2023  | 2.24 | 9  | 6  | 29  | 12 | 3  | 1   | 1   | 0  | 87.2  | 65  | 36 | 28 | 29 | 55  | 6  | 3  | 9  | 377 | .201  | 5  | 16  | 0  | 5   | 3   |
| 2024  | 3.27 | 2  | 6  | 22  | 8  | 0  | 0   | 2   | 4  | 60.0  | 62  | 39 | 28 | 24 | 36  | 16 | 3  | 8  | 271 | .267  | 4  | 7   | 0  | 1   | 7   |
| TOTAL | 2.47 | 16 | 14 | 79  | 24 | 5  | 2   | 12  | 5  | 209.1 | 170 | 96 | 74 | 68 | 146 | 31 | 6  | 22 | 902 | .217  | 16 | 31  | 0  | 6   | 13  |



# 20 JAMIE MACKAY

SO | C | LAGUNA BEACH, CALIF. | PACIFICA CHRISTIAN

### SEASON HIGHS

- ▶ Runs: 2, 2, MR: at Memphis (3/5/24)
- ▶ Hits: 4, vs. Kansas City (2/9/24)
- ▶ Doubles: 1, 8x, MR: at Alabama (4/7/24)
- ▶ Triples: --
- ▶ Home Runs: 1, 3x, MR: vs. Auburn (4/28/24)
- ▶ RBI: 4, vs. WKU (4/14/24)
- ▶ Total Bases: 7, vs. Kansas City (2/9/24)
- ▶ Walks: 1, 11x, MR: vs. Southern Miss (4/23/24)
- ▶ Stolen Bases: --

### CAREER HIGHS

- ▶ Runs: 2, 3x, MR: at Memphis (3/5/24)
- ▶ Hits: 4, vs. Kansas City (2/9/24)
- ▶ Doubles: 1, 10x, MR: at Alabama (4/7/24)
- ▶ Triples: --
- ▶ Home Runs: 1, 4x, MR: vs. Auburn (4/28/24)
- ▶ RBI: 4, vs. WKU (4/14/24)
- ▶ Total Bases: 7, vs. Kansas City (2/9/24)
- ▶ Walks: 1, 14x, MR: vs. Southern Miss (4/23/24)
- ▶ Stolen Bases: --

## RUN DOWN

| Date   | Opponent        | Pos    | AB  | R  | H  | RBI | 2B | 3B | HR | BB | SB | CS | HBP | SAC | SF | GDP | K  | PO | A | E | Avg  |
|--------|-----------------|--------|-----|----|----|-----|----|----|----|----|----|----|-----|-----|----|-----|----|----|---|---|------|
| Feb 09 | vs Nevada       | *c/ph  | 1   | 0  | 0  | 0   | 0  | 0  | 0  | 1  | 0  | 0  | 0   | 1   | 0  | 0   | 0  | 4  | 1 | 0 | .000 |
| Feb 09 | vs Kansas City  | *of    | 4   | 1  | 4  | 1   | 0  | 0  | 1  | 0  | 0  | 0  | 0   | 0   | 0  | 0   | 0  | 2  | 0 | 1 | .800 |
| Feb 10 | at Hawaii       | *of/c  | 2   | 2  | 0  | 1   | 0  | 0  | 0  | 1  | 0  | 0  | 1   | 0   | 0  | 0   | 0  | 1  | 7 | 0 | .571 |
| Feb 11 | at Hawaii       | *of    | 3   | 0  | 3  | 1   | 0  | 0  | 0  | 1  | 0  | 0  | 0   | 0   | 0  | 0   | 0  | 0  | 0 | 0 | .700 |
| Feb 16 | vs Pittsburgh   | *of/dh | 2   | 1  | 1  | 0   | 1  | 0  | 0  | 0  | 0  | 0  | 0   | 1   | 0  | 0   | 0  | 0  | 0 | 0 | .667 |
| Feb 18 | vs Pittsburgh   | *c     | 3   | 0  | 1  | 0   | 1  | 0  | 0  | 0  | 0  | 0  | 0   | 0   | 0  | 0   | 0  | 8  | 0 | 0 | .600 |
| Feb 23 | vs UConn        | *c     | 3   | 1  | 1  | 1   | 0  | 0  | 0  | 0  | 0  | 0  | 0   | 0   | 0  | 0   | 0  | 9  | 1 | 0 | .556 |
| Feb 23 | at Clemson      | *of    | 3   | 1  | 1  | 0   | 0  | 0  | 0  | 0  | 0  | 0  | 0   | 0   | 0  | 0   | 0  | 0  | 0 | 0 | .524 |
| Feb 24 | vs Miami (Ohio) | *of    | 5   | 1  | 1  | 0   | 0  | 0  | 0  | 0  | 0  | 0  | 0   | 0   | 0  | 0   | 0  | 1  | 0 | 0 | .462 |
| Feb 25 | at Clemson      | *of    | 3   | 0  | 0  | 0   | 0  | 0  | 0  | 0  | 0  | 0  | 0   | 0   | 0  | 0   | 2  | 0  | 0 | 0 | .414 |
| Mar 01 | SE LOUISIANA    | *of    | 3   | 0  | 1  | 0   | 1  | 0  | 0  | 0  | 0  | 0  | 0   | 0   | 0  | 0   | 1  | 2  | 0 | 0 | .406 |
| Mar 01 | UAB             | *of    | 3   | 0  | 1  | 1   | 1  | 0  | 0  | 1  | 0  | 0  | 0   | 0   | 0  | 0   | 0  | 0  | 0 | 0 | .400 |
| Mar 02 | KENT STATE      | *of/c  | 3   | 1  | 1  | 2   | 0  | 0  | 0  | 0  | 0  | 0  | 0   | 0   | 0  | 0   | 0  | 6  | 1 | 0 | .395 |
| Mar 02 | SE LOUISIANA    | *of    | 2   | 0  | 0  | 0   | 0  | 0  | 0  | 1  | 0  | 0  | 0   | 1   | 0  | 0   | 0  | 0  | 0 | 0 | .375 |
| Mar 03 | UAB             | *of    | 4   | 0  | 0  | 0   | 0  | 0  | 0  | 0  | 0  | 0  | 0   | 0   | 0  | 0   | 0  | 0  | 0 | 0 | .341 |
| Mar 05 | at Memphis      | *c     | 3   | 2  | 2  | 0   | 0  | 0  | 0  | 0  | 0  | 0  | 1   | 0   | 0  | 0   | 0  | 7  | 0 | 0 | .362 |
| Mar 09 | MISSISSIPPI STA | *of    | 2   | 0  | 0  | 0   | 0  | 0  | 0  | 1  | 0  | 0  | 0   | 0   | 0  | 0   | 0  | 2  | 1 | 0 | .347 |
| Mar 10 | MISSISSIPPI STA | *of    | 2   | 1  | 1  | 0   | 1  | 0  | 0  | 1  | 0  | 0  | 0   | 1   | 0  | 0   | 0  | 5  | 0 | 0 | .353 |
| Mar 13 | at Nicholls-1   | *of    | 3   | 0  | 1  | 0   | 0  | 0  | 0  | 0  | 0  | 0  | 0   | 0   | 0  | 0   | 1  | 2  | 0 | 0 | .352 |
| Mar 16 | at LSU          | *of    | 2   | 0  | 1  | 0   | 0  | 0  | 0  | 1  | 0  | 0  | 0   | 0   | 0  | 0   | 0  | 1  | 0 | 0 | .357 |
| Mar 17 | at LSU          | *of    | 3   | 0  | 1  | 0   | 0  | 0  | 0  | 0  | 0  | 0  | 0   | 0   | 0  | 0   | 1  | 1  | 0 | 0 | .356 |
| Mar 18 | at LSU          | *of    | 4   | 0  | 0  | 0   | 0  | 0  | 0  | 0  | 0  | 0  | 0   | 0   | 0  | 0   | 2  | 0  | 0 | 0 | .333 |
| Mar 23 | GEORGIA-1       | *of    | 3   | 0  | 0  | 0   | 0  | 0  | 0  | 0  | 0  | 0  | 0   | 0   | 0  | 0   | 1  | 3  | 0 | 0 | .318 |
| Mar 23 | GEORGIA-2       | *of    | 4   | 0  | 2  | 1   | 0  | 0  | 0  | 0  | 0  | 0  | 0   | 0   | 0  | 0   | 1  | 1  | 1 | 0 | .329 |
| Mar 24 | GEORGIA         | *of    | 3   | 0  | 1  | 0   | 0  | 0  | 0  | 0  | 0  | 0  | 0   | 0   | 0  | 0   | 0  | 1  | 0 | 0 | .329 |
| Mar 29 | SOUTH CAROLIN   | *of    | 3   | 0  | 1  | 0   | 0  | 0  | 0  | 0  | 0  | 0  | 0   | 0   | 0  | 1   | 1  | 0  | 1 | 0 | .329 |
| Mar 30 | SOUTH CAROLIN   | *of    | 3   | 0  | 0  | 0   | 0  | 0  | 0  | 1  | 0  | 0  | 0   | 0   | 0  | 0   | 0  | 2  | 0 | 0 | .316 |
| Mar 31 | SOUTH CAROLIN   | *of    | 3   | 0  | 2  | 0   | 1  | 0  | 0  | 0  | 0  | 0  | 0   | 0   | 0  | 0   | 0  | 0  | 0 | 0 | .329 |
| Apr 03 | UT MARTIN-1     | *of    | 3   | 0  | 0  | 0   | 0  | 0  | 0  | 0  | 0  | 0  | 0   | 0   | 0  | 0   | 1  | 1  | 0 | 0 | .318 |
| Apr 05 | at Alabama      | *of    | 3   | 0  | 1  | 0   | 1  | 0  | 0  | 0  | 0  | 0  | 0   | 0   | 0  | 0   | 0  | 0  | 0 | 0 | .318 |
| Apr 06 | at Alabama      | ph     | 1   | 0  | 0  | 0   | 0  | 0  | 0  | 0  | 0  | 0  | 0   | 0   | 0  | 0   | 0  | 0  | 0 | 0 | .315 |
| Apr 07 | at Alabama      | ph     | 1   | 0  | 1  | 1   | 1  | 0  | 0  | 0  | 0  | 0  | 0   | 0   | 0  | 0   | 0  | 0  | 0 | 0 | .322 |
| Apr 12 | WESTERN KENT    | *of    | 3   | 0  | 0  | 0   | 0  | 0  | 0  | 0  | 0  | 0  | 0   | 0   | 0  | 0   | 1  | 1  | 0 | 0 | .312 |
| Apr 13 | WESTERN KENT    | *of    | 2   | 0  | 0  | 1   | 0  | 0  | 0  | 1  | 0  | 0  | 0   | 0   | 0  | 0   | 0  | 0  | 0 | 0 | .305 |
| Apr 14 | WESTERN KENT    | *of    | 3   | 1  | 1  | 4   | 0  | 0  | 1  | 0  | 0  | 0  | 0   | 0   | 0  | 0   | 0  | 1  | 0 | 0 | .306 |
| Apr 19 | at Texas A&M    | ss/ph  | 1   | 0  | 0  | 0   | 0  | 0  | 0  | 0  | 0  | 0  | 0   | 0   | 0  | 0   | 0  | 0  | 0 | 0 | .303 |
| Apr 20 | at Texas A&M    | ph     | 1   | 0  | 0  | 0   | 0  | 0  | 0  | 0  | 0  | 0  | 0   | 0   | 0  | 0   | 0  | 0  | 0 | 0 | .300 |
| Apr 21 | at Texas A&M    | *c     | 3   | 0  | 0  | 0   | 0  | 0  | 0  | 0  | 0  | 0  | 0   | 0   | 0  | 0   | 0  | 5  | 0 | 0 | .291 |
| Apr 23 | SOUTHERN MISS   | *c/of  | 1   | 0  | 0  | 0   | 0  | 0  | 0  | 1  | 0  | 0  | 0   | 1   | 0  | 0   | 1  | 3  | 1 | 0 | .288 |
| Apr 26 | AUBURN          | *of    | 4   | 0  | 0  | 0   | 0  | 0  | 0  | 0  | 0  | 0  | 1   | 0   | 0  | 0   | 2  | 5  | 1 | 0 | .278 |
| Apr 27 | AUBURN          | *of    | 1   | 0  | 0  | 1   | 0  | 0  | 0  | 0  | 0  | 0  | 0   | 1   | 1  | 0   | 0  | 1  | 1 | 0 | .275 |
| Apr 28 | AUBURN          | *of    | 3   | 1  | 1  | 1   | 0  | 0  | 1  | 0  | 0  | 0  | 0   | 0   | 0  | 0   | 1  | 2  | 0 | 0 | .277 |
| Totals |                 | 38gs   | 112 | 13 | 31 | 16  | 8  | 0  | 3  | 11 | 0  | 0  | 3   | 6   | 1  | 1   | 17 | 83 | 9 | 1 | .277 |

### MACKAY'S CAREER STATS

| Year  | Avg. | GP | GS | AB  | R  | H  | 2B | 3B | HR | RBI | TB | SLG% | BB | HBP | SO | GDP | OB%  | SF | SH | SB | ATT | PO  | A  | E | FLD% |
|-------|------|----|----|-----|----|----|----|----|----|-----|----|------|----|-----|----|-----|------|----|----|----|-----|-----|----|---|------|
| 2023  | .277 | 35 | 27 | 47  | 7  | 13 | 2  | 0  | 1  | 8   | 18 | .383 | 3  | 2   | 7  | 0   | .346 | 0  | 0  | 0  | 0   | 135 | 14 | 2 | .987 |
| 2024  | .277 | 42 | 38 | 112 | 13 | 31 | 8  | 0  | 3  | 16  | 48 | .429 | 11 | 3   | 17 | 1   | .354 | 1  | 6  | 0  | 0   | 83  | 9  | 1 | .989 |
| TOTAL | .277 | 77 | 65 | 159 | 20 | 44 | 10 | 0  | 4  | 24  | 66 | .415 | 14 | 5   | 24 | 1   | .352 | 1  | 6  | 0  | 0   | 218 | 23 | 3 | .988 |





# 21 GRACE THOMPSON

R-FR | INF | BEAUMONT, TEXAS | WEST BROOK

### SEASON HIGHS

- ▶ Runs: 1, 2x, MR: vs. SLU (3/1/24)
- ▶ Hits: --
- ▶ Doubles: --
- ▶ Triples: --
- ▶ Home Runs: --
- ▶ RBI: --
- ▶ Total Bases: --
- ▶ Walks: --
- ▶ Stolen Bases: --

### CAREER HIGHS

- ▶ Runs: 1, 2x, MR: vs. SLU (3/1/24)
- ▶ Hits: --
- ▶ Doubles: --
- ▶ Triples: --
- ▶ Home Runs: --
- ▶ RBI: --
- ▶ Total Bases: --
- ▶ Walks: --
- ▶ Stolen Bases: --

### RUN DOWN

| Date   | Opponent          | Pos  | AB | R | H | RBI | 2B | 3B | HR | BB | SB | CS | HBP | SAC | SF | GDP | K | PO | A | E | Avg  |
|--------|-------------------|------|----|---|---|-----|----|----|----|----|----|----|-----|-----|----|-----|---|----|---|---|------|
| Feb 10 | at Hawaii         | ph/2 | 2  | 0 | 0 | 0   | 0  | 0  | 0  | 0  | 0  | 0  | 0   | 0   | 0  | 0   | 1 | 0  | 0 | 0 | .000 |
| Feb 16 | at Kennesaw State | ph   | 0  | 0 | 0 | 0   | 0  | 0  | 0  | 0  | 0  | 0  | 1   | 0   | 0  | 0   | 0 | 0  | 0 | 0 | .000 |
| Feb 17 | vs ETSU           | dh   | 1  | 0 | 0 | 0   | 0  | 0  | 0  | 0  | 0  | 0  | 0   | 0   | 0  | 0   | 1 | 0  | 0 | 0 | .000 |
| Feb 17 | at Kennesaw State | pr   | 0  | 1 | 0 | 0   | 0  | 0  | 0  | 0  | 0  | 0  | 0   | 0   | 0  | 0   | 0 | 0  | 0 | 0 | .000 |
| Mar 01 | SE LOUISIANA      | pr   | 0  | 1 | 0 | 0   | 0  | 0  | 0  | 0  | 0  | 0  | 0   | 0   | 0  | 0   | 0 | 0  | 0 | 0 | .000 |
| Mar 02 | KENT STATE        | 2b   | 1  | 0 | 0 | 0   | 0  | 0  | 0  | 0  | 0  | 0  | 0   | 0   | 0  | 0   | 1 | 0  | 0 | 0 | .000 |
| Mar 02 | SE LOUISIANA      | pr   | 0  | 0 | 0 | 0   | 0  | 0  | 0  | 0  | 0  | 0  | 0   | 0   | 0  | 0   | 0 | 0  | 0 | 0 | .000 |
| Mar 13 | at Nicholls-1     | pr   | 0  | 0 | 0 | 0   | 0  | 0  | 0  | 0  | 0  | 0  | 0   | 0   | 0  | 0   | 0 | 0  | 0 | 0 | .000 |
| Mar 13 | at Nicholls-2     | 2b   | 2  | 0 | 0 | 0   | 0  | 0  | 0  | 0  | 0  | 0  | 0   | 0   | 0  | 0   | 1 | 1  | 0 | 0 | .000 |
| Mar 23 | GEORGIA-2         | 2b   | 1  | 0 | 0 | 0   | 0  | 0  | 0  | 0  | 0  | 0  | 0   | 0   | 0  | 0   | 1 | 0  | 0 | 0 | .000 |
| Mar 29 | SOUTH CAROLIN     | pr   | 0  | 0 | 0 | 0   | 0  | 0  | 0  | 0  | 0  | 0  | 0   | 0   | 0  | 0   | 0 | 0  | 0 | 0 | .000 |
| Apr 16 | LOUISIANA TECH-   | pr   | 0  | 0 | 0 | 0   | 0  | 0  | 0  | 0  | 0  | 0  | 0   | 0   | 0  | 0   | 0 | 0  | 0 | 0 | .000 |
| Totals |                   | Ogs  | 7  | 2 | 0 | 0   | 0  | 0  | 0  | 0  | 0  | 0  | 1   | 0   | 0  | 0   | 5 | 1  | 0 | 0 | .000 |

### THOMPSON'S CAREER STATS

| Year  | Avg. | GP | GS | AB | R | H | 2B | 3B | HR | RBI | TB | SLG% | BB | HBP | SO | GDP | OB%  | SF | SH | SB | ATT | PO | A | E | FLD%  |
|-------|------|----|----|----|---|---|----|----|----|-----|----|------|----|-----|----|-----|------|----|----|----|-----|----|---|---|-------|
| 2024  | .000 | 12 | 0  | 7  | 2 | 0 | 0  | 0  | 0  | 0   | 0  | .000 | 0  | 1   | 5  | 0   | .125 | 0  | 0  | 0  | 0   | 1  | 0 | 0 | 1.000 |
| TOTAL | .000 | 12 | 0  | 7  | 2 | 0 | 0  | 0  | 0  | 0   | 0  | .000 | 0  | 1   | 5  | 0   | .125 | 0  | 0  | 0  | 0   | 1  | 0 | 0 | 1.000 |



# 22 TAYLOR MALVIN

SO | OF | JOHNS CREEK, GA. | BUFORD

### SEASON HIGHS

- ▶ Runs: 2, vs. Pitt (2/16/24)
- ▶ Hits: 1, 5x, MR: vs. UT Martin (4/3/24)
- ▶ Doubles: --
- ▶ Triples: --
- ▶ Home Runs: --
- ▶ RBI: 1, vs. ETSU (2/17/24)
- ▶ Total Bases: 1, 5x, MR: vs. UT Martin (4/3/24)
- ▶ Walks: 1, 6x, MR: vs. UT Martin (4/3/24)
- ▶ Stolen Bases: 1, 5x, MR: at Memphis (3/5/24)

### CAREER HIGHS

- ▶ Runs: 2, vs. Pitt (2/16/24)
- ▶ Hits: 1, 5x, MR: UT Martin (4/3/24)
- ▶ Doubles: --
- ▶ Triples: --
- ▶ Home Runs: --
- ▶ RBI: 1, vs. ETSU (2/17/24)
- ▶ Total Bases: 1, 5x, MR: vs. UT Martin (4/3/24)
- ▶ Walks: 1, 6x, MR: vs. UT Martin (4/3/24)
- ▶ Stolen Bases: 1, 7x, MR: at Memphis (3/5/24)

## RUN DOWN

| Date   | Opponent          | Pos    | AB | R  | H | RBI | 2B | 3B | HR | BB | SB | CS | HBP | SAC | SF | GDP | K | PO | A | E | Avg  |
|--------|-------------------|--------|----|----|---|-----|----|----|----|----|----|----|-----|-----|----|-----|---|----|---|---|------|
| Feb 08 | vs BYU            | of     | 0  | 0  | 0 | 0   | 0  | 0  | 0  | 0  | 0  | 0  | 0   | 0   | 0  | 0   | 0 | 0  | 0 | 0 | .000 |
| Feb 09 | vs Nevada         | pr     | 0  | 1  | 0 | 0   | 0  | 0  | 0  | 0  | 0  | 0  | 0   | 0   | 0  | 0   | 0 | 0  | 0 | 0 | .000 |
| Feb 09 | vs Kansas City    | ph/of  | 0  | 1  | 0 | 0   | 0  | 0  | 0  | 1  | 0  | 0  | 0   | 0   | 0  | 0   | 0 | 0  | 0 | 0 | .000 |
| Feb 10 | at Hawaii         | *of/of | 2  | 1  | 0 | 0   | 0  | 0  | 0  | 1  | 1  | 0  | 0   | 0   | 0  | 0   | 1 | 0  | 0 | 0 | .000 |
| Feb 11 | at Hawaii         | of     | 1  | 0  | 0 | 0   | 0  | 0  | 0  | 0  | 0  | 0  | 0   | 0   | 0  | 0   | 0 | 1  | 0 | 0 | .000 |
| Feb 16 | vs Pittsburgh     | pr/of  | 1  | 2  | 1 | 0   | 0  | 0  | 0  | 0  | 1  | 0  | 0   | 0   | 0  | 0   | 0 | 1  | 0 | 0 | .250 |
| Feb 16 | at Kennesaw State | *of    | 2  | 1  | 1 | 0   | 0  | 0  | 0  | 0  | 1  | 0  | 0   | 1   | 0  | 0   | 0 | 0  | 0 | 0 | .333 |
| Feb 17 | vs ETSU           | pr/of  | 1  | 0  | 0 | 1   | 0  | 0  | 0  | 1  | 0  | 1  | 0   | 0   | 0  | 0   | 0 | 1  | 0 | 0 | .286 |
| Feb 17 | at Kennesaw State | pr/dh  | 0  | 1  | 0 | 0   | 0  | 0  | 0  | 0  | 0  | 0  | 0   | 0   | 0  | 0   | 0 | 0  | 0 | 0 | .286 |
| Feb 18 | vs Pittsburgh     | pr     | 0  | 1  | 0 | 0   | 0  | 0  | 0  | 0  | 0  | 0  | 0   | 0   | 0  | 0   | 0 | 0  | 0 | 0 | .286 |
| Feb 23 | vs UConn          | *of    | 2  | 0  | 1 | 0   | 0  | 0  | 0  | 0  | 0  | 0  | 0   | 0   | 0  | 0   | 0 | 1  | 0 | 0 | .333 |
| Feb 23 | at Clemson        | pr/of  | 0  | 0  | 0 | 0   | 0  | 0  | 0  | 0  | 0  | 1  | 0   | 0   | 0  | 0   | 0 | 0  | 0 | 0 | .333 |
| Feb 24 | vs Miami (Ohio)   | pr     | 0  | 1  | 0 | 0   | 0  | 0  | 0  | 0  | 0  | 0  | 0   | 0   | 0  | 0   | 0 | 0  | 0 | 0 | .333 |
| Mar 01 | UAB               | pr/of  | 0  | 1  | 0 | 0   | 0  | 0  | 0  | 0  | 0  | 0  | 0   | 0   | 0  | 0   | 0 | 0  | 0 | 0 | .333 |
| Mar 02 | KENT STATE        | of     | 1  | 0  | 1 | 0   | 0  | 0  | 0  | 0  | 1  | 0  | 0   | 0   | 0  | 0   | 0 | 0  | 0 | 0 | .400 |
| Mar 02 | SE LOUISIANA      | pr     | 0  | 1  | 0 | 0   | 0  | 0  | 0  | 0  | 0  | 0  | 0   | 0   | 0  | 0   | 0 | 0  | 0 | 0 | .400 |
| Mar 03 | UAB               | pr/of  | 0  | 1  | 0 | 0   | 0  | 0  | 0  | 0  | 0  | 0  | 0   | 0   | 0  | 0   | 0 | 1  | 0 | 0 | .400 |
| Mar 05 | at Memphis        | pr/of  | 2  | 1  | 0 | 0   | 0  | 0  | 0  | 1  | 1  | 0  | 0   | 0   | 0  | 0   | 0 | 3  | 0 | 0 | .333 |
| Mar 08 | MISSISSIPPI STA   | *of    | 2  | 0  | 0 | 0   | 0  | 0  | 0  | 1  | 0  | 0  | 0   | 0   | 0  | 1   | 0 | 1  | 0 | 0 | .286 |
| Mar 10 | MISSISSIPPI STA   | pr     | 0  | 0  | 0 | 0   | 0  | 0  | 0  | 0  | 0  | 0  | 0   | 0   | 0  | 0   | 0 | 0  | 0 | 0 | .286 |
| Mar 13 | at Nicholls-1     | of     | 0  | 0  | 0 | 0   | 0  | 0  | 0  | 0  | 0  | 0  | 0   | 0   | 0  | 0   | 0 | 0  | 0 | 0 | .286 |
| Mar 13 | at Nicholls-2     | pr     | 0  | 1  | 0 | 0   | 0  | 0  | 0  | 0  | 0  | 0  | 0   | 0   | 0  | 0   | 0 | 0  | 0 | 0 | .286 |
| Mar 16 | at LSU            | pr/of  | 0  | 0  | 0 | 0   | 0  | 0  | 0  | 0  | 0  | 0  | 0   | 0   | 0  | 0   | 0 | 0  | 0 | 0 | .286 |
| Mar 17 | at LSU            | pr     | 0  | 1  | 0 | 0   | 0  | 0  | 0  | 0  | 0  | 0  | 0   | 0   | 0  | 0   | 0 | 0  | 0 | 0 | .286 |
| Mar 18 | at LSU            | pr     | 0  | 1  | 0 | 0   | 0  | 0  | 0  | 0  | 0  | 0  | 0   | 0   | 0  | 0   | 0 | 0  | 0 | 0 | .286 |
| Mar 23 | GEORGIA-1         | pr     | 0  | 0  | 0 | 0   | 0  | 0  | 0  | 0  | 0  | 0  | 0   | 0   | 0  | 0   | 0 | 0  | 0 | 0 | .286 |
| Mar 23 | GEORGIA-2         | pr     | 0  | 0  | 0 | 0   | 0  | 0  | 0  | 0  | 0  | 0  | 0   | 0   | 0  | 0   | 0 | 0  | 0 | 0 | .286 |
| Mar 29 | SOUTH CAROLIN     | pr/of  | 0  | 0  | 0 | 0   | 0  | 0  | 0  | 0  | 0  | 0  | 0   | 0   | 0  | 0   | 0 | 0  | 0 | 0 | .286 |
| Mar 30 | SOUTH CAROLIN     | pr     | 0  | 0  | 0 | 0   | 0  | 0  | 0  | 0  | 0  | 0  | 0   | 0   | 0  | 0   | 0 | 0  | 0 | 0 | .286 |
| Mar 31 | SOUTH CAROLIN     | pr/of  | 0  | 0  | 0 | 0   | 0  | 0  | 0  | 0  | 0  | 0  | 0   | 0   | 0  | 0   | 0 | 0  | 0 | 0 | .286 |
| Apr 03 | UT MARTIN-1       | pr/of  | 0  | 0  | 0 | 0   | 0  | 0  | 0  | 0  | 0  | 0  | 0   | 0   | 0  | 0   | 0 | 0  | 0 | 0 | .286 |
| Apr 03 | UT MARTIN-2       | *of    | 2  | 0  | 1 | 0   | 0  | 0  | 0  | 1  | 0  | 0  | 0   | 0   | 0  | 0   | 1 | 1  | 0 | 0 | .312 |
| Apr 05 | at Alabama        | pr     | 0  | 0  | 0 | 0   | 0  | 0  | 0  | 0  | 0  | 0  | 0   | 0   | 0  | 0   | 0 | 0  | 0 | 0 | .312 |
| Apr 07 | at Alabama        | pr/of  | 0  | 0  | 0 | 0   | 0  | 0  | 0  | 0  | 0  | 0  | 0   | 0   | 0  | 0   | 0 | 0  | 0 | 0 | .312 |
| Apr 13 | WESTERN KENT      | pr/of  | 0  | 0  | 0 | 0   | 0  | 0  | 0  | 0  | 0  | 0  | 0   | 0   | 0  | 0   | 0 | 0  | 0 | 0 | .312 |
| Apr 14 | WESTERN KENT      | pr     | 0  | 1  | 0 | 0   | 0  | 0  | 0  | 0  | 0  | 0  | 0   | 0   | 0  | 0   | 0 | 0  | 0 | 0 | .312 |
| Apr 16 | LOUISIANA TECH-   | of     | 0  | 0  | 0 | 0   | 0  | 0  | 0  | 0  | 0  | 0  | 0   | 0   | 0  | 0   | 0 | 0  | 0 | 0 | .312 |
| Apr 16 | LOUISIANA TECH-   | pr     | 0  | 1  | 0 | 0   | 0  | 0  | 0  | 0  | 0  | 0  | 0   | 0   | 0  | 0   | 0 | 0  | 0 | 0 | .312 |
| Apr 19 | at Texas A&M      | pr/of  | 0  | 0  | 0 | 0   | 0  | 0  | 0  | 0  | 0  | 0  | 0   | 0   | 0  | 0   | 0 | 0  | 0 | 0 | .312 |
| Apr 20 | at Texas A&M      | pr/of  | 0  | 0  | 0 | 0   | 0  | 0  | 0  | 0  | 0  | 0  | 0   | 0   | 0  | 0   | 0 | 0  | 0 | 0 | .312 |
| Apr 27 | AUBURN            | pr     | 0  | 0  | 0 | 0   | 0  | 0  | 0  | 0  | 0  | 0  | 0   | 0   | 0  | 0   | 0 | 0  | 0 | 0 | .312 |
| Apr 28 | AUBURN            | pr     | 0  | 1  | 0 | 0   | 0  | 0  | 0  | 0  | 0  | 0  | 0   | 0   | 0  | 0   | 0 | 0  | 0 | 0 | .312 |
| Totals |                   | 5gs    | 16 | 19 | 5 | 1   | 0  | 0  | 0  | 6  | 5  | 2  | 0   | 1   | 0  | 1   | 2 | 10 | 0 | 0 | .312 |

### MALVIN'S CAREER STATS

| Year  | Avg. | GP | GS | AB | R  | H | 2B | 3B | HR | RBI | TB | SLG% | BB | HBP | SO | GDP | OB%  | SF | SH | SB | ATT | PO | A | E | FLD%  |
|-------|------|----|----|----|----|---|----|----|----|-----|----|------|----|-----|----|-----|------|----|----|----|-----|----|---|---|-------|
| 2023  | .000 | 28 | 0  | 1  | 9  | 0 | 0  | 0  | 0  | 0   | 0  | .000 | 0  | 0   | 1  | 0   | .000 | 0  | 0  | 2  | 2   | 0  | 0 | 0 | .000  |
| 2024  | .313 | 42 | 5  | 16 | 19 | 5 | 0  | 0  | 0  | 1   | 5  | .313 | 6  | 0   | 2  | 1   | .500 | 0  | 1  | 5  | 7   | 10 | 0 | 0 | 1.000 |
| TOTAL | .294 | 70 | 5  | 17 | 28 | 5 | 0  | 0  | 0  | 1   | 5  | .294 | 6  | 0   | 3  | 1   | .478 | 0  | 1  | 7  | 9   | 10 | 0 | 0 | 1.000 |



# 23 GRACE SPARKS

SO | RHP | CROSBY, TEXAS | CROSBY

## SEASON HIGHS

- ▶ Innings Pitched: 6.2, vs. UAB (3/2/24)
  - ▶ Strikeouts: 8, vs. UT Martin (4/3/24)
  - ▶ Fewest Runs\*: 0, 2, MR: vs. UAB (3/2/24)
  - ▶ Most Runs: 5, at Kennesaw State (2/17/24)
  - ▶ Fewest Hits\*: 1, vs. Pitt (2/16/24)
  - ▶ Most Hits: 9, at Kennesaw State (2/17/24)
  - ▶ Fewest Walks\*: 0, vs. Pitt (2/16/24)
  - ▶ Most Walks: 3, 2x, MR: vs. UAB (3/2/24)
- \* - Minimum 5 innings pitched

## CAREER HIGHS

- ▶ Innings Pitched: 6.2, vs. UAB (3/2/24)
  - ▶ Strikeouts: 10, vs. UT Martin (4/4/23)
  - ▶ Fewest Runs\*: 0, 4x, MR: vs. UAB (3/2/24)
  - ▶ Most Runs: 5, at Kennesaw State (2/17/24)
  - ▶ Fewest Hits\*: 1, vs. Pitt (2/16/24)
  - ▶ Most Hits: 9, at Kennesaw State (2/17/24)
  - ▶ Fewest Walks\*: 0, vs. Pitt (2/16/24)
  - ▶ Most Walks: 7, at Tennessee (3/11/23)
- \* - Minimum 5 innings pitched

## RUN DOWN

| Date   | Opponent          | GS | IP   | H  | R  | ER | BB | SO | 2B | 3B | HR | WP | BK | HBP | IBB | Score | W-L | Sv | ERA  | NP |
|--------|-------------------|----|------|----|----|----|----|----|----|----|----|----|----|-----|-----|-------|-----|----|------|----|
| Feb 08 | vs BYU            |    | 4.0  | 5  | 2  | 2  | 3  | 3  | 0  | 0  | 0  | 0  | 0  | 0   | 0   | 4-7   | 0-0 | 0  | 3.50 | 59 |
| Feb 09 | vs Kansas City    | *  | 5.0  | 8  | 1  | 0  | 0  | 7  | 1  | 0  | 0  | 0  | 0  | 0   | 0   | 9-1   | 1-0 | 0  | 1.56 | 82 |
| Feb 11 | at Hawaii         |    | 2.0  | 2  | 0  | 0  | 2  | 0  | 0  | 0  | 0  | 0  | 0  | 0   | 0   | 5-1   | 1-0 | 0  | 1.27 | 43 |
| Feb 16 | vs Pittsburgh     | *  | 5.0  | 1  | 0  | 0  | 0  | 4  | 0  | 0  | 0  | 0  | 0  | 0   | 0   | 11-0  | 2-0 | 0  | 0.88 | 67 |
| Feb 17 | at Kennesaw State | *  | 4.2  | 9  | 5  | 5  | 1  | 7  | 2  | 0  | 1  | 0  | 0  | 1   | 0   | 14-5  | 3-0 | 0  | 2.37 | 97 |
| Feb 24 | vs Miami (Ohio)   | *  | 1.1  | 4  | 2  | 2  | 1  | 0  | 1  | 0  | 1  | 0  | 0  | 0   | 0   | 10-8  | 3-0 | 0  | 2.86 | 29 |
| Mar 03 | UAB               | *  | 6.2  | 3  | 0  | 0  | 3  | 2  | 1  | 0  | 0  | 1  | 0  | 0   | 0   | 7-0   | 4-0 | 0  | 2.20 | 90 |
| Apr 03 | UT MARTIN-1       |    | 5.2  | 4  | 1  | 1  | 1  | 8  | 1  | 0  | 0  | 0  | 0  | 0   | 0   | 1-4   | 4-0 | 0  | 2.04 | 99 |
| Apr 05 | at Alabama        |    | 1.1  | 1  | 0  | 0  | 0  | 0  | 0  | 0  | 0  | 0  | 0  | 0   | 0   | 0-4   | 4-0 | 0  | 1.96 | 18 |
| Apr 13 | WESTERN KENT      | *  | 4.0  | 5  | 3  | 3  | 1  | 3  | 0  | 0  | 3  | 0  | 0  | 0   | 0   | 11-3  | 5-0 | 0  | 2.29 | 68 |
| Apr 16 | LOUISIANA TECH-   | *  | 3.0  | 4  | 2  | 2  | 2  | 3  | 1  | 0  | 0  | 0  | 0  | 0   | 0   | 7-3   | 5-0 | 0  | 2.46 | 52 |
| Apr 19 | at Texas A&M      | *  | 3.1  | 2  | 2  | 0  | 4  | 2  | 1  | 0  | 0  | 0  | 0  | 0   | 0   | 2-5   | 5-0 | 0  | 2.28 | 74 |
| Apr 21 | at Texas A&M      | *  | 5.0  | 5  | 2  | 2  | 1  | 2  | 0  | 0  | 0  | 0  | 0  | 0   | 0   | 0-2   | 5-1 | 0  | 2.33 | 73 |
| Apr 23 | SOUTHERN MISS     |    | 3.2  | 4  | 0  | 0  | 1  | 5  | 1  | 0  | 0  | 0  | 0  | 0   | 0   | 7-3   | 6-1 | 0  | 2.18 | 65 |
| Apr 26 | AUBURN            |    | 4.0  | 4  | 1  | 1  | 1  | 2  | 0  | 0  | 1  | 0  | 0  | 1   | 0   | 1-2   | 6-2 | 0  | 2.15 | 63 |
| Totals |                   | 9  | 58.2 | 61 | 21 | 18 | 21 | 48 | 9  | 0  | 6  | 1  | 0  | 2   | 0   | 89-48 | 6-2 | 0  | 2.15 | -  |

## SPARKS' CAREER STATS

| Year  | ERA  | W  | L | App | GS | CG | SHO | CBO | SV | IP    | H   | R  | ER | BB | SO | 2B | 3B | HR | BF  | B/Avg | WP | HBP | BK | SFA | SHA |
|-------|------|----|---|-----|----|----|-----|-----|----|-------|-----|----|----|----|----|----|----|----|-----|-------|----|-----|----|-----|-----|
| 2023  | 3.04 | 4  | 4 | 22  | 7  | 1  | 1   | 3   | 1  | 48.1  | 52  | 29 | 21 | 29 | 32 | 9  | 0  | 1  | 228 | .278  | 5  | 7   | 0  | 0   | 5   |
| 2024  | 2.15 | 6  | 2 | 15  | 9  | 1  | 1   | 1   | 0  | 58.2  | 61  | 21 | 18 | 21 | 48 | 9  | 0  | 6  | 257 | .263  | 1  | 2   | 0  | 0   | 2   |
| TOTAL | 2.55 | 10 | 6 | 37  | 16 | 2  | 2   | 4   | 1  | 107.0 | 113 | 50 | 39 | 50 | 80 | 18 | 0  | 7  | 485 | .270  | 6  | 9   | 0  | 0   | 7   |



# 25 TENLY GRISHAM

SO | INF | PHILADELPHIA, MISS. | NESHOBA

### SEASON HIGHS

- ▶ Runs: --
- ▶ Hits: --
- ▶ Doubles: --
- ▶ Triples: --
- ▶ Home Runs: --
- ▶ RBI: --
- ▶ Total Bases: --
- ▶ Walks: --
- ▶ Stolen Bases: --

### CAREER HIGHS

- ▶ Runs: 1, 13x, MR at Utah (5/21/23)
- ▶ Hits: --
- ▶ Doubles: --
- ▶ Triples: --
- ▶ Home Runs: --
- ▶ RBI: --
- ▶ Total Bases: --
- ▶ Walks: --
- ▶ Stolen Bases: 1, 4x, MR at Missouri (4/17/23)

### RUN DOWN

### GRISHAM'S CAREER STATS

| Year         | Avg.        | GP        | GS       | AB       | R         | H        | 2B       | 3B       | HR       | RBI      | TB       | SLG%        | BB       | HBP      | SO       | GDP      | OB%         | SF       | SH       | SB       | ATT      | PO       | A        | E        | FLD%        |
|--------------|-------------|-----------|----------|----------|-----------|----------|----------|----------|----------|----------|----------|-------------|----------|----------|----------|----------|-------------|----------|----------|----------|----------|----------|----------|----------|-------------|
| 2023         | .000        | 29        | 0        | 0        | 13        | 0        | 0        | 0        | 0        | 0        | 0        | .000        | 0        | 0        | 0        | 0        | .000        | 0        | 0        | 4        | 6        | 0        | 0        | 0        | .000        |
| 2024         | .000        | 0         | 0        | 0        | 0         | 0        | 0        | 0        | 0        | 0        | 0        | .000        | 0        | 0        | 0        | 0        | .000        | 0        | 0        | 0        | 0        | 0        | 0        | 0        | .000        |
| <b>TOTAL</b> | <b>.000</b> | <b>29</b> | <b>0</b> | <b>0</b> | <b>13</b> | <b>0</b> | <b>0</b> | <b>0</b> | <b>0</b> | <b>0</b> | <b>0</b> | <b>.000</b> | <b>0</b> | <b>0</b> | <b>0</b> | <b>0</b> | <b>.000</b> | <b>0</b> | <b>0</b> | <b>4</b> | <b>6</b> | <b>0</b> | <b>0</b> | <b>0</b> | <b>.000</b> |





# 26 ANGELINA DELEON

JR | INF | VALLEY SPRINGS, CALIF. | CALAVERAS

### SEASON HIGHS

- ▶ Runs: 3, vs. Memphis (3/5/24)
- ▶ Hits: 2, 5x, MR: vs. Southern Miss (4/23/24)
- ▶ Doubles: 1, 4x, MR: at Alabama (4/6/24)
- ▶ Triples: --
- ▶ Home Runs: 1, 2x, MR: vs. Southern Miss (4/23/24)
- ▶ RBI: 2, 5x, MR: vs. Southern Miss (4/23/24)
- ▶ Total Bases: 5, vs. Southern Miss (4/23/24)
- ▶ Walks: 2, 2x, MR: vs. Mississippi State (3/8/24)
- ▶ Stolen Bases: --

### CAREER HIGHS

- ▶ Runs: 3, vs. Memphis (3/5/24)
- ▶ Hits: 2, 7x, MR: vs. Southern Miss (4/23/24)
- ▶ Doubles: 1, 10x, MR: at Alabama (4/6/24)
- ▶ Triples: --
- ▶ Home Runs: 1, 3x, MR: vs. Southern Miss (4/23/24)
- ▶ RBI: 2, 6x, MR: vs. Southern Miss (4/23/24)
- ▶ Total Bases: 6, vs. SFA (3/10/22)
- ▶ Walks: 2, 3x, MR: vs. Mississippi State (3/8/24)
- ▶ Stolen Bases: 1, 3x, MR: vs. Mount St. Mary's (3/3/23)

### RUN DOWN

| Date   | Opponent          | Pos    | AB   | R   | H  | RBI | 2B | 3B | HR | BB | SB | CS | HBP | SAC | SF | GDP | K  | PO | A  | E | Avg  |
|--------|-------------------|--------|------|-----|----|-----|----|----|----|----|----|----|-----|-----|----|-----|----|----|----|---|------|
| Feb 08 | vs BYU            | *2b    | 2    | 0   | 0  | 0   | 0  | 0  | 0  | 1  | 0  | 0  | 0   | 0   | 0  | 1   | 1  | 3  | 2  | 2 | .000 |
| Feb 09 | vs Nevada         | *2b    | 4    | 0   | 1  | 1   | 0  | 0  | 0  | 0  | 0  | 0  | 0   | 0   | 0  | 0   | 1  | 1  | 4  | 0 | .167 |
| Feb 09 | vs Kansas City    | *2b    | 2    | 1   | 0  | 0   | 0  | 0  | 0  | 1  | 0  | 0  | 0   | 0   | 0  | 0   | 0  | 1  | 0  | 0 | .125 |
| Feb 10 | at Hawaii         | *2b    | 2    | 0   | 0  | 1   | 0  | 0  | 0  | 0  | 0  | 0  | 0   | 0   | 0  | 0   | 0  | 0  | 0  | 0 | .100 |
| Feb 11 | at Hawaii         | *2b    | 2    | 0   | 1  | 0   | 0  | 0  | 0  | 0  | 0  | 0  | 1   | 0   | 0  | 0   | 0  | 0  | 2  | 0 | .167 |
| Feb 16 | vs Pittsburgh     | *2b    | 1    | 1   | 0  | 0   | 0  | 0  | 0  | 0  | 0  | 0  | 1   | 0   | 0  | 0   | 0  | 2  | 0  | 0 | .154 |
| Feb 16 | at Kennesaw State | *2b    | 3    | 0   | 0  | 0   | 0  | 0  | 0  | 0  | 0  | 0  | 0   | 0   | 0  | 0   | 2  | 1  | 1  | 0 | .125 |
| Feb 17 | vs ETSU           | *2b    | 3    | 0   | 0  | 0   | 0  | 0  | 0  | 0  | 0  | 0  | 0   | 0   | 0  | 0   | 0  | 3  | 1  | 0 | .105 |
| Feb 17 | at Kennesaw State | *2b    | 3    | 1   | 1  | 1   | 0  | 0  | 0  | 1  | 0  | 0  | 0   | 0   | 0  | 0   | 0  | 2  | 0  | 0 | .136 |
| Feb 18 | vs Pittsburgh     | *2b    | 1    | 0   | 0  | 0   | 0  | 0  | 0  | 1  | 0  | 0  | 1   | 0   | 0  | 0   | 1  | 1  | 0  | 0 | .130 |
| Feb 23 | vs UConn          | *2b    | 0    | 0   | 0  | 0   | 0  | 0  | 0  | 0  | 0  | 0  | 0   | 0   | 0  | 0   | 0  | 0  | 3  | 0 | .130 |
| Feb 23 | at Clemson        | *2b    | 2    | 0   | 1  | 0   | 0  | 0  | 0  | 0  | 0  | 0  | 0   | 0   | 0  | 0   | 1  | 1  | 2  | 0 | .160 |
| Feb 24 | vs Miami (Ohio)   | *2b    | 3    | 0   | 1  | 1   | 1  | 0  | 0  | 1  | 0  | 0  | 0   | 0   | 0  | 0   | 0  | 2  | 5  | 0 | .179 |
| Feb 25 | at Clemson        | *2b    | 3    | 0   | 0  | 0   | 0  | 0  | 0  | 0  | 0  | 0  | 0   | 0   | 0  | 0   | 1  | 2  | 3  | 0 | .161 |
| Mar 01 | SE LOUISIANA      | *2b    | 2    | 0   | 0  | 0   | 0  | 0  | 0  | 1  | 0  | 0  | 0   | 0   | 0  | 0   | 2  | 1  | 0  | 0 | .152 |
| Mar 01 | UAB               | *2b    | 2    | 0   | 0  | 0   | 0  | 0  | 0  | 1  | 0  | 0  | 0   | 0   | 0  | 0   | 0  | 2  | 1  | 0 | .143 |
| Mar 02 | KENT STATE        | *2b    | 2    | 0   | 1  | 2   | 1  | 0  | 0  | 0  | 0  | 0  | 0   | 0   | 0  | 0   | 0  | 0  | 0  | 0 | .162 |
| Mar 02 | SE LOUISIANA      | *2b    | 2    | 0   | 0  | 0   | 0  | 0  | 0  | 0  | 0  | 0  | 1   | 0   | 0  | 0   | 0  | 4  | 2  | 0 | .154 |
| Mar 03 | UAB               | *2b    | 1    | 1   | 0  | 0   | 0  | 0  | 0  | 1  | 0  | 0  | 1   | 0   | 0  | 0   | 0  | 1  | 2  | 0 | .150 |
| Mar 05 | at Memphis        | *2b    | 2    | 3   | 1  | 0   | 0  | 0  | 0  | 2  | 0  | 0  | 0   | 0   | 0  | 0   | 0  | 0  | 1  | 0 | .167 |
| Mar 08 | MISSISSIPPI STA   | *2b    | 1    | 0   | 0  | 0   | 0  | 0  | 0  | 2  | 0  | 0  | 0   | 0   | 0  | 0   | 1  | 3  | 1  | 0 | .163 |
| Mar 09 | MISSISSIPPI STA   | *2b    | 2    | 0   | 0  | 0   | 0  | 0  | 0  | 0  | 0  | 0  | 0   | 0   | 0  | 0   | 0  | 3  | 1  | 0 | .156 |
| Mar 10 | MISSISSIPPI STA   | *2b    | 4    | 1   | 1  | 2   | 1  | 0  | 0  | 0  | 0  | 0  | 0   | 0   | 0  | 0   | 1  | 1  | 5  | 0 | .163 |
| Mar 13 | at Nicholls-1     | *2b    | 2    | 0   | 0  | 0   | 0  | 0  | 0  | 0  | 0  | 1  | 0   | 0   | 0  | 0   | 0  | 1  | 1  | 0 | .157 |
| Mar 13 | at Nicholls-2     | *2b    | 2    | 0   | 0  | 0   | 0  | 0  | 0  | 0  | 0  | 0  | 0   | 0   | 0  | 0   | 2  | 0  | 2  | 0 | .151 |
| Mar 16 | at LSU            | *2b    | 2    | 0   | 1  | 0   | 0  | 0  | 0  | 0  | 0  | 0  | 0   | 0   | 0  | 0   | 0  | 1  | 1  | 0 | .164 |
| Mar 17 | at LSU            | *2b    | 3    | 0   | 0  | 0   | 0  | 0  | 0  | 0  | 0  | 0  | 0   | 0   | 0  | 0   | 2  | 3  | 3  | 0 | .155 |
| Mar 18 | at LSU            | *2b    | 3    | 1   | 1  | 0   | 0  | 0  | 0  | 0  | 0  | 1  | 0   | 0   | 0  | 0   | 2  | 0  | 6  | 0 | .164 |
| Mar 23 | GEORGIA-1         | *2b    | 2    | 0   | 0  | 0   | 0  | 0  | 0  | 0  | 0  | 0  | 0   | 0   | 0  | 0   | 1  | 1  | 1  | 0 | .159 |
| Mar 23 | GEORGIA-2         | *2b/ss | 4    | 0   | 2  | 0   | 0  | 0  | 0  | 0  | 0  | 0  | 0   | 0   | 0  | 0   | 0  | 5  | 3  | 0 | .179 |
| Mar 24 | GEORGIA           | *2b    | 3    | 0   | 0  | 0   | 0  | 0  | 0  | 0  | 0  | 0  | 0   | 0   | 0  | 0   | 0  | 3  | 0  | 0 | .171 |
| Mar 29 | SOUTH CAROLIN     | *2b    | 3    | 0   | 2  | 0   | 0  | 0  | 0  | 0  | 0  | 0  | 0   | 0   | 0  | 0   | 0  | 2  | 4  | 0 | .192 |
| Mar 30 | SOUTH CAROLIN     | *2b    | 3    | 0   | 0  | 0   | 0  | 0  | 0  | 0  | 0  | 0  | 0   | 0   | 0  | 0   | 0  | 2  | 1  | 0 | .184 |
| Mar 31 | SOUTH CAROLIN     | *2b    | 3    | 0   | 1  | 0   | 0  | 0  | 0  | 0  | 0  | 0  | 0   | 0   | 0  | 0   | 0  | 4  | 2  | 0 | .190 |
| Apr 03 | UT MARTIN-1       | *2b    | 2    | 1   | 0  | 0   | 0  | 0  | 0  | 1  | 0  | 0  | 0   | 0   | 0  | 0   | 1  | 2  | 0  | 0 | .185 |
| Apr 03 | UT MARTIN-2       | *2b    | 2    | 0   | 1  | 2   | 0  | 0  | 0  | 1  | 0  | 0  | 0   | 0   | 0  | 0   | 0  | 0  | 3  | 0 | .193 |
| Apr 05 | at Alabama        | *2b    | 3    | 0   | 0  | 0   | 0  | 0  | 0  | 0  | 0  | 0  | 0   | 0   | 0  | 0   | 2  | 3  | 0  | 0 | .186 |
| Apr 06 | at Alabama        | *2b    | 2    | 0   | 2  | 0   | 1  | 0  | 0  | 1  | 0  | 0  | 0   | 0   | 0  | 0   | 0  | 2  | 2  | 0 | .205 |
| Apr 07 | at Alabama        | *2b    | 3    | 0   | 1  | 0   | 0  | 0  | 0  | 0  | 0  | 0  | 0   | 0   | 0  | 0   | 2  | 3  | 2  | 1 | .209 |
| Apr 12 | WESTERN KENT      | *2b    | 2    | 0   | 0  | 0   | 0  | 0  | 0  | 0  | 0  | 0  | 0   | 0   | 0  | 0   | 1  | 1  | 5  | 0 | .204 |
| Apr 13 | WESTERN KENT      | *2b    | 2    | 0   | 0  | 0   | 0  | 0  | 0  | 1  | 0  | 0  | 0   | 0   | 0  | 0   | 1  | 1  | 2  | 0 | .200 |
| Apr 14 | WESTERN KENT      | *2b    | 2    | 0   | 1  | 0   | 0  | 0  | 0  | 0  | 0  | 0  | 0   | 0   | 0  | 0   | 0  | 3  | 2  | 0 | .206 |
| Apr 16 | LOUISIANA TECH-   | *2b    | 3    | 0   | 0  | 0   | 0  | 0  | 0  | 0  | 0  | 0  | 0   | 0   | 0  | 0   | 0  | 1  | 1  | 0 | .200 |
| Apr 16 | LOUISIANA TECH-   | *2b    | 6    | 0   | 2  | 0   | 0  | 0  | 0  | 0  | 0  | 0  | 0   | 0   | 0  | 0   | 0  | 3  | 5  | 0 | .208 |
| Apr 19 | at Texas A&M      | *2b    | 3    | 1   | 1  | 2   | 0  | 0  | 1  | 0  | 0  | 0  | 0   | 0   | 0  | 0   | 1  | 4  | 1  | 0 | .211 |
| Apr 20 | at Texas A&M      | *2b    | 3    | 0   | 0  | 0   | 0  | 0  | 0  | 0  | 0  | 0  | 0   | 0   | 0  | 0   | 1  | 1  | 3  | 0 | .205 |
| Apr 21 | at Texas A&M      | *2b    | 3    | 0   | 0  | 0   | 0  | 0  | 0  | 0  | 0  | 0  | 0   | 0   | 0  | 0   | 1  | 2  | 2  | 1 | .200 |
| Apr 23 | SOUTHERN MISS     | *2b    | 3    | 2   | 2  | 2   | 0  | 0  | 1  | 0  | 0  | 0  | 0   | 0   | 0  | 0   | 0  | 3  | 1  | 0 | .212 |
| Apr 26 | AUBURN            | *2b    | 5    | 0   | 1  | 0   | 0  | 0  | 0  | 0  | 0  | 0  | 0   | 0   | 0  | 0   | 3  | 1  | 1  | 0 | .211 |
| Apr 27 | AUBURN            | *2b    | 2    | 1   | 1  | 0   | 0  | 0  | 0  | 1  | 0  | 0  | 0   | 0   | 0  | 0   | 0  | 1  | 1  | 0 | .216 |
| Apr 28 | AUBURN            | *2b    | 3    | 0   | 1  | 0   | 0  | 0  | 0  | 0  | 0  | 0  | 0   | 0   | 0  | 0   | 0  | 3  | 1  | 0 | .219 |
| Totals |                   |        | 51gs | 128 | 14 | 28  | 14 | 4  | 0  | 2  | 17 | 0  | 6   | 1   | 0  | 1   | 31 | 92 | 92 | 4 | .219 |

### DELEON'S CAREER STATS

| Year  | Avg. | GP  | GS | AB  | R  | H  | 2B | 3B | HR | RBI | TB | SLG% | BB | HBP | SO | GDP  | OB%  | SF | SH | SB | ATT | PO  | A   | E    | FLD% |
|-------|------|-----|----|-----|----|----|----|----|----|-----|----|------|----|-----|----|------|------|----|----|----|-----|-----|-----|------|------|
| 2022  | .265 | 44  | 38 | 83  | 17 | 22 | 7  | 0  | 1  | 11  | 32 | .386 | 10 | 7   | 17 | 0    | .390 | 0  | 2  | 2  | 2   | 48  | 39  | 7    | .926 |
| 2023  | .231 | 15  | 3  | 13  | 3  | 3  | 0  | 0  | 0  | 1   | 3  | .231 | 1  | 7   | 0  | .313 | 1    | 0  | 1  | 1  | 7   | 6   | 1   | .929 |      |
| 2024  | .219 | 51  | 51 | 128 | 14 | 28 | 4  | 0  | 2  | 14  | 38 | .297 | 17 | 6   | 31 | 1    | .338 | 0  | 1  | 0  | 0   | 92  | 92  | 4    | .979 |
| TOTAL | .237 | 110 | 92 | 224 | 34 | 53 | 11 | 0  | 3  | 26  | 73 | .326 | 28 | 14  | 55 | 1    | .356 | 1  | 3  | 3  | 3   | 147 | 137 | 12   | .959 |



# 28 RYAN STARR

SO | INF | NEW YORK, N.Y. | MASSAPEQUA | SYRACUSE

### SEASON HIGHS

- ▶ Runs: 2, 2x, MR: at LSU (3/18/24)
- ▶ Hits: 2, 2x, MR: at LSU (3/18/24)
- ▶ Doubles: 1, vs. BYU (2/8/24)
- ▶ Triples: 1, vs. WKU (4/13/24)
- ▶ Home Runs: --
- ▶ RBI: 2, vs. Nevada (2/9/24)
- ▶ Total Bases: 3, vs. WKU (4/13/24)
- ▶ Walks: 2, at Hawaii (2/10/24)
- ▶ Stolen Bases: 1, at Hawaii (2/10/24)

### CAREER HIGHS

- ▶ Runs: 3, at North Florida (2/10/23)
- ▶ Hits: 2, 6x, MR: at LSU (3/18/24)
- ▶ Doubles: 1, 3x, MR: vs. BYU (2/8/24)
- ▶ Triples: 1, 2x, MR: vs. WKU (4/13/24)
- ▶ Home Runs: --
- ▶ RBI: 2, vs. Nevada (2/9/24)
- ▶ Total Bases: 3, 3x, MR: vs. WKU (4/13/24)
- ▶ Walks: 2, at Hawaii (2/10/24)
- ▶ Stolen Bases: 1, 15x, MR: at Hawaii (2/10/24)

## RUN DOWN

| Date   | Opponent          | Pos    | AB   | R  | H  | RBI | 2B | 3B | HR | BB | SB | CS | HBP | SAC | SF | GDP | K | PO | A  | E   | Avg   |      |
|--------|-------------------|--------|------|----|----|-----|----|----|----|----|----|----|-----|-----|----|-----|---|----|----|-----|-------|------|
| Feb 08 | vs BYU            | *ss/dh | 1    | 1  | 1  | 0   | 1  | 0  | 0  | 0  | 0  | 0  | 0   | 1   | 0  | 0   | 0 | 0  | 1  | 1   | 1.000 |      |
| Feb 09 | vs Nevada         | *ss    | 4    | 0  | 2  | 2   | 0  | 0  | 0  | 0  | 0  | 0  | 0   | 0   | 0  | 0   | 0 | 2  | 1  | 0   | .600  |      |
| Feb 09 | vs Kansas City    | *ss    | 3    | 1  | 0  | 0   | 0  | 0  | 0  | 1  | 0  | 0  | 0   | 0   | 0  | 0   | 0 | 0  | 0  | 0   | .375  |      |
| Feb 10 | at Hawaii         | *ss    | 2    | 1  | 0  | 0   | 0  | 0  | 0  | 2  | 1  | 0  | 0   | 0   | 0  | 0   | 0 | 2  | 2  | 0   | .300  |      |
| Feb 11 | at Hawaii         | *ss    | 1    | 1  | 1  | 0   | 0  | 0  | 0  | 0  | 0  | 0  | 0   | 1   | 0  | 0   | 0 | 4  | 4  | 0   | .364  |      |
| Feb 16 | vs Pittsburgh     | *ss    | 3    | 1  | 1  | 0   | 0  | 0  | 0  | 0  | 0  | 0  | 0   | 0   | 0  | 0   | 1 | 1  | 5  | 1   | .357  |      |
| Feb 16 | at Kennesaw State | *ss    | 1    | 0  | 0  | 0   | 0  | 0  | 0  | 0  | 0  | 0  | 0   | 1   | 0  | 0   | 0 | 0  | 4  | 0   | .333  |      |
| Feb 17 | vs ETSU           | *ss    | 2    | 2  | 1  | 0   | 0  | 0  | 0  | 1  | 0  | 0  | 0   | 0   | 0  | 0   | 1 | 1  | 4  | 0   | .353  |      |
| Feb 17 | at Kennesaw State | *ss    | 3    | 1  | 1  | 1   | 0  | 0  | 0  | 0  | 0  | 0  | 0   | 0   | 0  | 0   | 0 | 2  | 0  | 0   | .350  |      |
| Feb 18 | vs Pittsburgh     | *ss    | 2    | 0  | 0  | 0   | 0  | 0  | 0  | 0  | 0  | 0  | 0   | 0   | 0  | 0   | 0 | 2  | 4  | 0   | .318  |      |
| Feb 23 | vs UConn          | *ss    | 2    | 0  | 0  | 0   | 0  | 0  | 0  | 0  | 0  | 0  | 0   | 0   | 0  | 0   | 1 | 1  | 3  | 0   | .292  |      |
| Feb 23 | at Clemson        | *ss    | 1    | 0  | 0  | 0   | 0  | 0  | 0  | 0  | 0  | 0  | 0   | 0   | 0  | 0   | 1 | 3  | 3  | 1   | .280  |      |
| Feb 24 | vs Miami (Ohio)   | *ss    | 2    | 1  | 1  | 0   | 0  | 0  | 0  | 0  | 0  | 0  | 0   | 1   | 0  | 0   | 0 | 3  | 0  | 1   | .296  |      |
| Feb 25 | at Clemson        | *ss    | 1    | 0  | 0  | 0   | 0  | 0  | 0  | 0  | 0  | 0  | 0   | 0   | 0  | 0   | 0 | 1  | 2  | 0   | .286  |      |
| Mar 01 | SE LOUISIANA      | *ss    | 1    | 0  | 0  | 0   | 0  | 0  | 0  | 0  | 0  | 0  | 0   | 0   | 0  | 0   | 0 | 3  | 2  | 0   | .276  |      |
| Mar 01 | UAB               | *ss    | 1    | 1  | 0  | 0   | 0  | 0  | 0  | 1  | 0  | 0  | 0   | 0   | 0  | 0   | 1 | 3  | 1  | 0   | .267  |      |
| Mar 02 | KENT STATE        | *ss    | 2    | 1  | 1  | 0   | 0  | 0  | 0  | 0  | 0  | 0  | 0   | 0   | 0  | 0   | 0 | 0  | 1  | 0   | .281  |      |
| Mar 02 | SE LOUISIANA      | *ss    | 4    | 0  | 0  | 0   | 0  | 0  | 0  | 0  | 0  | 0  | 0   | 0   | 0  | 0   | 0 | 2  | 2  | 0   | .250  |      |
| Mar 03 | UAB               | *ss    | 2    | 1  | 1  | 0   | 0  | 0  | 0  | 0  | 0  | 0  | 0   | 0   | 0  | 0   | 0 | 3  | 2  | 0   | .263  |      |
| Mar 05 | at Memphis        | *ss    | 1    | 0  | 0  | 0   | 0  | 0  | 0  | 0  | 0  | 0  | 1   | 1   | 0  | 0   | 1 | 0  | 3  | 0   | .256  |      |
| Mar 08 | MISSISSIPPI STA   | *ss    | 1    | 0  | 0  | 0   | 0  | 0  | 0  | 0  | 0  | 0  | 0   | 0   | 0  | 0   | 0 | 2  | 3  | 0   | .250  |      |
| Mar 09 | MISSISSIPPI STA   | *ss    | 1    | 0  | 0  | 0   | 0  | 0  | 0  | 0  | 0  | 0  | 0   | 0   | 0  | 0   | 0 | 1  | 3  | 1   | .244  |      |
| Mar 10 | MISSISSIPPI STA   | *ss    | 2    | 0  | 0  | 0   | 0  | 0  | 0  | 1  | 0  | 0  | 0   | 0   | 0  | 0   | 0 | 2  | 3  | 0   | .233  |      |
| Mar 13 | at Nicholls-1     | *ss    | 2    | 0  | 0  | 0   | 0  | 0  | 0  | 0  | 0  | 0  | 0   | 0   | 0  | 0   | 0 | 1  | 1  | 0   | .222  |      |
| Mar 13 | at Nicholls-2     | *ss    | 2    | 1  | 0  | 0   | 0  | 0  | 0  | 0  | 0  | 0  | 0   | 0   | 0  | 0   | 1 | 3  | 1  | 0   | .213  |      |
| Mar 16 | at LSU            | *ss    | 1    | 0  | 0  | 0   | 0  | 0  | 0  | 0  | 0  | 0  | 0   | 0   | 0  | 0   | 1 | 1  | 1  | 1   | .208  |      |
| Mar 17 | at LSU            | *ss    | 2    | 1  | 0  | 0   | 0  | 0  | 0  | 0  | 0  | 0  | 0   | 0   | 0  | 0   | 0 | 0  | 2  | 0   | .200  |      |
| Mar 18 | at LSU            | *ss    | 3    | 2  | 2  | 0   | 0  | 0  | 0  | 0  | 0  | 0  | 0   | 0   | 0  | 0   | 1 | 1  | 3  | 0   | .226  |      |
| Mar 23 | GEORGIA-1         | *ss    | 1    | 0  | 0  | 0   | 0  | 0  | 0  | 0  | 0  | 0  | 0   | 0   | 0  | 0   | 0 | 1  | 1  | 1   | .222  |      |
| Mar 23 | GEORGIA-2         | *ss    | 1    | 1  | 0  | 0   | 0  | 0  | 0  | 0  | 0  | 0  | 0   | 0   | 0  | 0   | 0 | 1  | 5  | 0   | .218  |      |
| Mar 24 | GEORGIA           | *ss    | 2    | 0  | 0  | 0   | 0  | 0  | 0  | 0  | 0  | 0  | 0   | 0   | 0  | 1   | 0 | 0  | 1  | 0   | .211  |      |
| Mar 29 | SOUTH CAROLIN     | *ss    | 2    | 0  | 0  | 0   | 0  | 0  | 0  | 0  | 0  | 0  | 0   | 0   | 0  | 0   | 2 | 4  | 5  | 0   | .203  |      |
| Mar 30 | SOUTH CAROLIN     | *ss    | 2    | 0  | 1  | 0   | 0  | 0  | 0  | 0  | 0  | 0  | 0   | 0   | 0  | 0   | 0 | 0  | 1  | 1   | .213  |      |
| Mar 31 | SOUTH CAROLIN     | *ss    | 2    | 0  | 0  | 0   | 0  | 0  | 0  | 0  | 0  | 0  | 0   | 0   | 0  | 0   | 1 | 3  | 2  | 0   | .206  |      |
| Apr 03 | UT MARTIN-1       | *ss    | 1    | 0  | 0  | 0   | 0  | 0  | 0  | 0  | 0  | 0  | 0   | 1   | 0  | 0   | 0 | 2  | 4  | 1   | .203  |      |
| Apr 03 | UT MARTIN-2       | *ss    | 3    | 0  | 0  | 0   | 0  | 0  | 0  | 0  | 0  | 0  | 0   | 0   | 0  | 0   | 1 | 0  | 2  | 1   | .194  |      |
| Apr 05 | at Alabama        | *ss    | 2    | 0  | 0  | 0   | 0  | 0  | 0  | 0  | 0  | 0  | 0   | 0   | 0  | 0   | 0 | 1  | 3  | 0   | .188  |      |
| Apr 06 | at Alabama        | *ss    | 2    | 0  | 0  | 0   | 0  | 0  | 0  | 0  | 0  | 0  | 0   | 0   | 0  | 0   | 1 | 1  | 1  | 0   | .183  |      |
| Apr 07 | at Alabama        | *ss    | 2    | 0  | 1  | 0   | 0  | 0  | 0  | 0  | 0  | 0  | 0   | 0   | 0  | 0   | 1 | 0  | 4  | 0   | .192  |      |
| Apr 12 | WESTERN KENT      | *ss    | 1    | 0  | 0  | 0   | 0  | 0  | 0  | 0  | 0  | 0  | 0   | 0   | 0  | 0   | 0 | 1  | 0  | 1   | .189  |      |
| Apr 13 | WESTERN KENT      | *ss    | 2    | 1  | 1  | 0   | 0  | 1  | 0  | 0  | 0  | 0  | 0   | 0   | 0  | 0   | 0 | 1  | 3  | 0   | .197  |      |
| Apr 14 | WESTERN KENT      | *ss    | 1    | 0  | 0  | 0   | 0  | 0  | 0  | 0  | 0  | 0  | 0   | 0   | 0  | 0   | 0 | 4  | 1  | 0   | .195  |      |
| Apr 16 | LOUISIANA TECH-   | *ss    | 3    | 0  | 0  | 0   | 0  | 0  | 0  | 0  | 0  | 0  | 0   | 0   | 0  | 0   | 0 | 1  | 2  | 0   | .188  |      |
| Apr 16 | LOUISIANA TECH-   | *ss    | 5    | 0  | 0  | 0   | 0  | 0  | 0  | 0  | 0  | 0  | 0   | 0   | 0  | 0   | 1 | 2  | 4  | 1   | .176  |      |
| Apr 19 | at Texas A&M      | *ss    | 2    | 0  | 1  | 0   | 0  | 0  | 0  | 0  | 0  | 0  | 0   | 0   | 0  | 0   | 0 | 0  | 1  | 0   | .184  |      |
| Apr 20 | at Texas A&M      | *ss    | 1    | 0  | 0  | 0   | 0  | 0  | 0  | 1  | 0  | 0  | 0   | 0   | 0  | 0   | 0 | 0  | 1  | 1   | .182  |      |
| Apr 21 | at Texas A&M      | *ss    | 2    | 0  | 0  | 0   | 0  | 0  | 0  | 0  | 0  | 0  | 0   | 0   | 0  | 0   | 1 | 2  | 2  | 0   | .178  |      |
| Apr 23 | SOUTHERN MISS     | *ss    | 1    | 1  | 1  | 0   | 0  | 0  | 0  | 0  | 0  | 0  | 1   | 0   | 0  | 0   | 0 | 0  | 3  | 0   | .187  |      |
| Apr 26 | AUBURN            | *ss    | 4    | 0  | 0  | 0   | 0  | 0  | 0  | 0  | 0  | 0  | 0   | 0   | 0  | 0   | 3 | 2  | 1  | 0   | .179  |      |
| Apr 27 | AUBURN            | *ss    | 1    | 0  | 0  | 0   | 0  | 0  | 0  | 0  | 0  | 0  | 1   | 0   | 0  | 0   | 0 | 0  | 0  | 0   | .177  |      |
| Apr 28 | AUBURN            | *ss    | 2    | 0  | 0  | 0   | 0  | 0  | 1  | 0  | 0  | 0  | 0   | 0   | 0  | 0   | 1 | 1  | 1  | 0   | .173  |      |
| Totals |                   |        | 51gs | 98 | 19 | 17  | 3  | 1  | 1  | 0  | 8  | 1  | 0   | 1   | 8  | 0   | 1 | 22 | 73 | 106 | 14    | .173 |

### STARR'S CAREER STATS

| Year  | Avg. | GP | GS | AB  | R  | H  | 2B | 3B | HR | RBI | TB | SLG% | BB | HBP | SO | GDP | OB%  | SF | SH | SB | ATT | PO  | A   | E  | FLD% |
|-------|------|----|----|-----|----|----|----|----|----|-----|----|------|----|-----|----|-----|------|----|----|----|-----|-----|-----|----|------|
| 2023  | .237 | 43 | 42 | 97  | 19 | 23 | 2  | 1  | 0  | 3   | 27 | .278 | 4  | 0   | 14 | 0   | .267 | 0  | 2  | 14 | 14  | 45  | 68  | 8  | .934 |
| 2024  | .173 | 51 | 51 | 98  | 19 | 17 | 1  | 1  | 0  | 3   | 20 | .204 | 8  | 1   | 22 | 1   | .243 | 0  | 8  | 1  | 1   | 73  | 106 | 14 | .927 |
| TOTAL | .206 | 94 | 93 | 194 | 38 | 40 | 3  | 2  | 0  | 6   | 47 | .242 | 12 | 1   | 36 | 1   | .256 | 0  | 10 | 15 | 15  | 118 | 174 | 22 | .930 |



# 31 LEXIE BRADY

JR | C/UT | SIOUX FALLS, S.D. | O'GORMAN

### SEASON HIGHS

- ▶ Runs: 3, vs. Mississippi State (3/10/24)
- ▶ Hits: 3 vs. Miami (OH) (2/24/24)
- ▶ Doubles: 1, 3x, MR: at Texas A&M (4/21/24)
- ▶ Triples: 1, vs. Pitt (2/18/24)
- ▶ Home Runs: 2, vs. Kansas City (2/9/24)
- ▶ RBI: 4, vs. Kansas City (2/9/24)
- ▶ Total Bases: 8, vs. Kansas City (2/9/24)
- ▶ Walks: 3, vs. South Carolina (3/30/24)
- ▶ Stolen Bases: 1, 2x, MR: at Memphis (3/5/24)

### CAREER HIGHS

- ▶ Runs: 3, vs. Mississippi State (3/10/24)
- ▶ Hits: 3, 3x, MR: vs. Miami (OH) (2/24/24)
- ▶ Doubles: 2, 2x, MR: vs. Baylor (5/20/23)
- ▶ Triples: 1, 2x, MR: vs. Pitt (2/28/24)
- ▶ Home Runs: 2, vs. Kansas City (2/9/24)
- ▶ RBI: 4, vs. Kansas City (2/9/24)
- ▶ Total Bases: 8, vs. Kansas City (2/9/24)
- ▶ Walks: 3, vs. South Carolina (3/30/24)
- ▶ Stolen Bases: 1, 5x, MR at Memphis (3/5/24)

## RUN DOWN

| Date   | Opponent          | Pos    | AB   | R   | H  | RBI | 2B | 3B | HR | BB | SB | CS | HBP | SAC | SF | GDP | K | PO | A   | E  | Avg  |      |
|--------|-------------------|--------|------|-----|----|-----|----|----|----|----|----|----|-----|-----|----|-----|---|----|-----|----|------|------|
| Feb 08 | vs BYU            | *c     | 4    | 1   | 2  | 3   | 0  | 0  | 1  | 0  | 0  | 0  | 0   | 0   | 0  | 0   | 0 | 3  | 1   | 0  | .500 |      |
| Feb 09 | vs Nevada         | *of/dh | 4    | 1   | 1  | 0   | 0  | 0  | 0  | 0  | 0  | 0  | 0   | 0   | 0  | 0   | 0 | 5  | 0   | 0  | .375 |      |
| Feb 09 | vs Kansas City    | *c     | 4    | 2   | 2  | 4   | 0  | 0  | 2  | 0  | 0  | 0  | 0   | 0   | 0  | 0   | 1 | 8  | 2   | 0  | .417 |      |
| Feb 10 | at Hawaii         | *c/dh  | 2    | 2   | 1  | 3   | 0  | 0  | 0  | 0  | 0  | 0  | 1   | 0   | 0  | 0   | 0 | 1  | 0   | 0  | .429 |      |
| Feb 11 | at Hawaii         | *c     | 4    | 0   | 1  | 1   | 0  | 0  | 0  | 0  | 0  | 0  | 0   | 0   | 0  | 0   | 0 | 6  | 0   | 0  | .389 |      |
| Feb 16 | vs Pittsburgh     | *c     | 4    | 0   | 0  | 0   | 0  | 0  | 0  | 0  | 0  | 0  | 0   | 0   | 0  | 0   | 3 | 4  | 0   | 0  | .318 |      |
| Feb 16 | at Kennesaw State | *c     | 2    | 1   | 1  | 2   | 0  | 0  | 1  | 0  | 0  | 0  | 1   | 0   | 0  | 0   | 0 | 10 | 0   | 0  | .333 |      |
| Feb 17 | vs ETSU           | *c     | 2    | 0   | 0  | 0   | 0  | 0  | 0  | 1  | 0  | 0  | 0   | 0   | 0  | 0   | 0 | 6  | 0   | 0  | .308 |      |
| Feb 17 | at Kennesaw State | *c     | 4    | 0   | 0  | 0   | 0  | 0  | 0  | 0  | 0  | 0  | 0   | 0   | 0  | 0   | 4 | 8  | 1   | 0  | .267 |      |
| Feb 18 | vs Pittsburgh     | *dh    | 3    | 1   | 1  | 1   | 0  | 1  | 0  | 0  | 0  | 0  | 0   | 0   | 0  | 0   | 0 | 0  | 0   | 0  | .273 |      |
| Feb 23 | vs UConn          | *dh    | 3    | 1   | 1  | 0   | 0  | 0  | 0  | 0  | 1  | 0  | 0   | 0   | 0  | 0   | 1 | 0  | 0   | 0  | .278 |      |
| Feb 23 | at Clemson        | *c     | 3    | 0   | 0  | 0   | 0  | 0  | 0  | 0  | 0  | 0  | 0   | 0   | 0  | 0   | 2 | 2  | 2   | 0  | .256 |      |
| Feb 24 | vs Miami (Ohio)   | *c     | 4    | 2   | 3  | 3   | 0  | 0  | 1  | 1  | 0  | 0  | 0   | 0   | 0  | 0   | 0 | 6  | 0   | 0  | .302 |      |
| Feb 25 | at Clemson        | *c     | 3    | 0   | 0  | 0   | 0  | 0  | 0  | 0  | 0  | 0  | 0   | 0   | 0  | 0   | 1 | 3  | 2   | 0  | .283 |      |
| Mar 01 | SE LOUISIANA      | *c     | 2    | 0   | 1  | 0   | 0  | 0  | 0  | 1  | 0  | 1  | 0   | 0   | 0  | 0   | 0 | 7  | 0   | 0  | .292 |      |
| Mar 01 | UAB               | *c     | 3    | 1   | 0  | 1   | 0  | 0  | 0  | 0  | 0  | 0  | 0   | 0   | 1  | 0   | 0 | 5  | 3   | 0  | .275 |      |
| Mar 02 | KENT STATE        | *c/dh  | 1    | 1   | 1  | 1   | 0  | 0  | 0  | 0  | 0  | 0  | 0   | 0   | 0  | 0   | 0 | 3  | 0   | 0  | .288 |      |
| Mar 02 | SE LOUISIANA      | *c     | 3    | 1   | 1  | 0   | 0  | 0  | 0  | 1  | 0  | 0  | 0   | 0   | 0  | 0   | 0 | 5  | 1   | 0  | .291 |      |
| Mar 03 | UAB               | *c     | 4    | 1   | 1  | 2   | 0  | 0  | 1  | 0  | 0  | 0  | 0   | 0   | 0  | 1   | 1 | 2  | 0   | 0  | .288 |      |
| Mar 05 | at Memphis        | *dh    | 2    | 0   | 0  | 0   | 0  | 0  | 0  | 2  | 1  | 0  | 0   | 0   | 0  | 0   | 1 | 0  | 0   | 0  | .279 |      |
| Mar 08 | MISSISSIPPI STA   | *c     | 2    | 0   | 1  | 1   | 0  | 0  | 0  | 1  | 0  | 0  | 0   | 0   | 0  | 0   | 0 | 6  | 0   | 0  | .286 |      |
| Mar 09 | MISSISSIPPI STA   | *c     | 3    | 0   | 0  | 0   | 0  | 0  | 0  | 0  | 0  | 0  | 0   | 0   | 0  | 0   | 3 | 5  | 0   | 0  | .273 |      |
| Mar 10 | MISSISSIPPI STA   | *c     | 3    | 3   | 1  | 1   | 0  | 0  | 1  | 1  | 0  | 0  | 1   | 0   | 0  | 0   | 2 | 1  | 0   | 0  | .275 |      |
| Mar 13 | at Nicholls-1     | *c     | 1    | 2   | 1  | 2   | 0  | 0  | 1  | 2  | 0  | 0  | 1   | 0   | 0  | 0   | 0 | 10 | 0   | 0  | .286 |      |
| Mar 13 | at Nicholls-2     | *c     | 2    | 2   | 1  | 2   | 0  | 0  | 1  | 0  | 0  | 0  | 2   | 0   | 0  | 0   | 0 | 8  | 0   | 0  | .292 |      |
| Mar 16 | at LSU            | *c     | 2    | 0   | 0  | 0   | 0  | 0  | 0  | 1  | 0  | 0  | 0   | 0   | 0  | 0   | 0 | 2  | 0   | 0  | .284 |      |
| Mar 17 | at LSU            | *c     | 3    | 0   | 1  | 1   | 0  | 0  | 0  | 0  | 0  | 0  | 0   | 0   | 0  | 0   | 1 | 4  | 1   | 0  | .286 |      |
| Mar 18 | at LSU            | *c     | 1    | 1   | 0  | 0   | 0  | 0  | 0  | 0  | 0  | 0  | 3   | 0   | 0  | 0   | 1 | 5  | 0   | 0  | .282 |      |
| Mar 23 | GEORGIA-1         | *c     | 3    | 0   | 0  | 0   | 0  | 0  | 0  | 0  | 0  | 0  | 0   | 0   | 0  | 0   | 2 | 9  | 3   | 0  | .272 |      |
| Mar 23 | GEORGIA-2         | *c     | 2    | 1   | 1  | 1   | 0  | 0  | 1  | 2  | 0  | 0  | 0   | 0   | 0  | 0   | 1 | 7  | 0   | 0  | .277 |      |
| Mar 24 | GEORGIA           | *c     | 2    | 0   | 0  | 0   | 0  | 0  | 0  | 1  | 0  | 0  | 0   | 0   | 0  | 0   | 1 | 10 | 1   | 0  | .271 |      |
| Mar 29 | SOUTH CAROLIN     | *c     | 3    | 0   | 0  | 0   | 0  | 0  | 0  | 0  | 0  | 0  | 0   | 0   | 0  | 0   | 0 | 10 | 1   | 0  | .261 |      |
| Mar 30 | SOUTH CAROLIN     | *c     | 1    | 0   | 0  | 0   | 0  | 0  | 0  | 3  | 0  | 0  | 0   | 0   | 0  | 0   | 0 | 7  | 0   | 0  | .258 |      |
| Mar 31 | SOUTH CAROLIN     | *c     | 3    | 0   | 1  | 0   | 0  | 0  | 0  | 0  | 0  | 0  | 0   | 0   | 0  | 0   | 0 | 6  | 1   | 0  | .261 |      |
| Apr 03 | UT MARTIN-1       | *c     | 3    | 0   | 1  | 0   | 1  | 0  | 0  | 0  | 0  | 0  | 0   | 0   | 0  | 0   | 1 | 8  | 0   | 0  | .263 |      |
| Apr 03 | UT MARTIN-2       | *c     | 2    | 1   | 1  | 1   | 0  | 0  | 1  | 1  | 0  | 0  | 0   | 0   | 0  | 0   | 1 | 5  | 0   | 0  | .268 |      |
| Apr 05 | at Alabama        | *c     | 2    | 0   | 1  | 0   | 0  | 0  | 0  | 1  | 0  | 0  | 1   | 0   | 0  | 0   | 1 | 4  | 1   | 0  | .273 |      |
| Apr 06 | at Alabama        | *c     | 3    | 0   | 1  | 0   | 0  | 0  | 0  | 0  | 0  | 0  | 0   | 0   | 0  | 0   | 2 | 5  | 0   | 0  | .275 |      |
| Apr 07 | at Alabama        | *c     | 3    | 0   | 2  | 0   | 0  | 0  | 0  | 0  | 0  | 0  | 1   | 0   | 0  | 0   | 0 | 2  | 0   | 0  | .286 |      |
| Apr 12 | WESTERN KENT      | *c     | 3    | 0   | 1  | 0   | 1  | 0  | 0  | 0  | 0  | 0  | 0   | 0   | 0  | 0   | 1 | 1  | 0   | 0  | .287 |      |
| Apr 13 | WESTERN KENT      | *c     | 4    | 1   | 2  | 0   | 0  | 0  | 0  | 0  | 0  | 0  | 0   | 0   | 0  | 0   | 1 | 3  | 0   | 0  | .295 |      |
| Apr 14 | WESTERN KENT      | *c     | 1    | 2   | 1  | 0   | 0  | 0  | 0  | 1  | 0  | 0  | 1   | 0   | 0  | 0   | 0 | 3  | 0   | 0  | .301 |      |
| Apr 16 | LOUISIANA TECH-   | *c     | 3    | 2   | 2  | 2   | 0  | 0  | 1  | 1  | 0  | 0  | 0   | 0   | 0  | 0   | 1 | 9  | 1   | 0  | .310 |      |
| Apr 16 | LOUISIANA TECH-   | *c     | 6    | 1   | 0  | 0   | 0  | 0  | 0  | 0  | 0  | 1  | 0   | 0   | 0  | 0   | 2 | 13 | 0   | 0  | .295 |      |
| Apr 19 | at Texas A&M      | *c     | 1    | 0   | 0  | 0   | 0  | 0  | 0  | 1  | 0  | 0  | 1   | 1   | 0  | 0   | 0 | 5  | 1   | 3  | .293 |      |
| Apr 20 | at Texas A&M      | *c     | 2    | 0   | 0  | 0   | 0  | 0  | 0  | 0  | 0  | 0  | 1   | 0   | 0  | 0   | 2 | 6  | 0   | 0  | .288 |      |
| Apr 21 | at Texas A&M      | *dh    | 2    | 0   | 1  | 0   | 1  | 0  | 0  | 1  | 0  | 0  | 0   | 0   | 0  | 0   | 1 | 0  | 0   | 0  | .291 |      |
| Apr 23 | SOUTHERN MISS     | *dh/c  | 3    | 1   | 1  | 1   | 0  | 0  | 1  | 0  | 0  | 0  | 0   | 0   | 0  | 0   | 1 | 4  | 0   | 0  | .292 |      |
| Apr 26 | AUBURN            | *c     | 3    | 0   | 0  | 0   | 0  | 0  | 0  | 2  | 0  | 0  | 0   | 1   | 0  | 0   | 3 | 10 | 0   | 1  | .286 |      |
| Apr 27 | AUBURN            | *c     | 2    | 0   | 0  | 0   | 0  | 0  | 0  | 1  | 0  | 0  | 0   | 0   | 0  | 0   | 1 | 9  | 1   | 0  | .281 |      |
| Apr 28 | AUBURN            | *c     | 2    | 1   | 0  | 0   | 0  | 0  | 0  | 1  | 0  | 0  | 0   | 0   | 0  | 0   | 0 | 8  | 1   | 0  | .277 |      |
| Totals |                   |        | 51gs | 137 | 33 | 38  | 33 | 3  | 1  | 13 | 29 | 2  | 1   | 15  | 2  | 1   | 1 | 43 | 269 | 24 | 4    | .277 |

### BRADY'S CAREER STATS

| Year  | Avg. | GP  | GS | AB  | R  | H  | 2B | 3B | HR | RBI | TB  | SLG% | BB | HBP | SO | GDP | OB%  | SF | SH | SB | ATT | PO  | A  | E  | FLD%  |
|-------|------|-----|----|-----|----|----|----|----|----|-----|-----|------|----|-----|----|-----|------|----|----|----|-----|-----|----|----|-------|
| 2022  | .214 | 19  | 5  | 28  | 5  | 6  | 1  | 0  | 1  | 5   | 10  | .357 | 4  | 0   | 11 | 1   | .313 | 0  | 0  | 1  | 1   | 51  | 2  | 0  | 1.000 |
| 2023  | .312 | 44  | 29 | 77  | 16 | 24 | 8  | 1  | 3  | 18  | 43  | .558 | 8  | 5   | 23 | 3   | .411 | 0  | 0  | 3  | 4   | 146 | 13 | 7  | .958  |
| 2024  | .277 | 51  | 51 | 137 | 33 | 38 | 3  | 1  | 13 | 33  | 82  | .599 | 29 | 15  | 43 | 1   | .451 | 1  | 2  | 2  | 3   | 269 | 24 | 4  | .987  |
| TOTAL | .281 | 114 | 85 | 242 | 54 | 68 | 12 | 2  | 17 | 56  | 135 | .558 | 41 | 20  | 77 | 5   | .424 | 1  | 2  | 6  | 8   | 466 | 39 | 11 | .979  |



# 33 ALEX ROSALES

FR | OF | CHINO HILLS, CALIF. | CHINO HILLS

### SEASON HIGHS

- ▶ Runs: 1, vs. Georgia (3/23/24)
- ▶ Hits: --
- ▶ Doubles: --
- ▶ Triples: --
- ▶ Home Runs: --
- ▶ RBI: --
- ▶ Total Bases: --
- ▶ Walks: 1, 2x, MR: vs. LA Tech (4/16/24)
- ▶ Stolen Bases: --

### CAREER HIGHS

- ▶ Runs: 1, vs. Georgia (3/23/24)
- ▶ Hits: --
- ▶ Doubles: --
- ▶ Triples: --
- ▶ Home Runs: --
- ▶ RBI: --
- ▶ Total Bases: --
- ▶ Walks: 1, 2x, MR: vs. LA Tech (4/16/24)
- ▶ Stolen Bases: --

### RUN DOWN

| Date   | Opponent          | Pos | AB | R | H | RBI | 2B | 3B | HR | BB | SB | CS | HBP | SAC | SF | GDP | K | PO | A | E | Avg |      |
|--------|-------------------|-----|----|---|---|-----|----|----|----|----|----|----|-----|-----|----|-----|---|----|---|---|-----|------|
| Feb 10 | at Hawaii         | of  | 0  | 0 | 0 | 0   | 0  | 0  | 0  | 1  | 0  | 0  | 0   | 0   | 0  | 0   | 0 | 0  | 0 | 0 | 0   | .000 |
| Feb 16 | at Kennesaw State | dh  | 0  | 0 | 0 | 0   | 0  | 0  | 0  | 0  | 0  | 0  | 0   | 0   | 0  | 0   | 0 | 0  | 0 | 0 | 0   | .000 |
| Feb 18 | vs Pittsburgh     | pr  | 0  | 0 | 0 | 0   | 0  | 0  | 0  | 0  | 0  | 0  | 0   | 0   | 0  | 0   | 0 | 0  | 0 | 0 | 0   | .000 |
| Mar 02 | KENT STATE        | ph  | 1  | 0 | 0 | 0   | 0  | 0  | 0  | 0  | 0  | 0  | 0   | 0   | 0  | 0   | 0 | 0  | 0 | 0 | 0   | .000 |
| Mar 16 | at LSU            | pr  | 0  | 0 | 0 | 0   | 0  | 0  | 0  | 0  | 0  | 0  | 0   | 0   | 0  | 0   | 0 | 0  | 0 | 0 | 0   | .000 |
| Mar 23 | GEORGIA-2         | ph  | 1  | 0 | 0 | 0   | 0  | 0  | 0  | 0  | 0  | 0  | 0   | 0   | 0  | 0   | 0 | 0  | 0 | 0 | 0   | .000 |
| Apr 03 | UT MARTIN-1       | pr  | 0  | 0 | 0 | 0   | 0  | 0  | 0  | 0  | 0  | 0  | 0   | 0   | 0  | 0   | 0 | 0  | 0 | 0 | 0   | .000 |
| Apr 16 | LOUISIANA TECH-   | pr  | 0  | 0 | 0 | 0   | 0  | 0  | 0  | 0  | 0  | 0  | 0   | 0   | 0  | 0   | 0 | 0  | 0 | 0 | 0   | .000 |
| Apr 16 | LOUISIANA TECH-   | ph  | 0  | 0 | 0 | 0   | 0  | 0  | 0  | 1  | 0  | 0  | 0   | 0   | 0  | 0   | 0 | 0  | 0 | 0 | 0   | .000 |
| Totals |                   | Ogs | 2  | 0 | 0 | 0   | 0  | 0  | 0  | 2  | 0  | 0  | 0   | 0   | 0  | 0   | 0 | 0  | 0 | 0 | 0   | .000 |

### ROSALES' CAREER STATS

| Year  | Avg. | GP | GS | AB | R | H | 2B | 3B | HR | RBI | TB | SLG% | BB | HBP | SO | GDP | OB%  | SF | SH | SB | ATT | PO | A | E | FLD% |
|-------|------|----|----|----|---|---|----|----|----|-----|----|------|----|-----|----|-----|------|----|----|----|-----|----|---|---|------|
| 2024  | .000 | 9  | 0  | 2  | 0 | 0 | 0  | 0  | 0  | 0   | 0  | .000 | 2  | 0   | 0  | 0   | .500 | 0  | 0  | 0  | 0   | 0  | 0 | 0 | .000 |
| TOTAL | .000 | 9  | 0  | 2  | 0 | 0 | 0  | 0  | 0  | 0   | 0  | .000 | 2  | 0   | 0  | 0   | .500 | 0  | 0  | 0  | 0   | 0  | 0 | 0 | .000 |



## GAME-BY-GAME STARTERS BY POSITION

| Opponent                    | C      | 1B    | 2B     | 3B      | SS    | LF     | CF       | RF      | DP/Flex | P           |
|-----------------------------|--------|-------|--------|---------|-------|--------|----------|---------|---------|-------------|
| Feb. 8 - vs. BYU            | Brady  | Smith | DeLeon | Rummell | Starr | Pone   | Lassiter | Orman   | Furbush | Riley       |
| Feb. 9 - vs. Nevada         | Mackay | Smith | DeLeon | Rummell | Starr | Pone   | Lassiter | Furbush | Brady   | Kliethermes |
| Feb. 9 - vs. Kansas City    | Brady  | Smith | DeLeon | Rummell | Starr | Pone   | Lassiter | Mackay  | Furbush | Sparks      |
| Feb. 10 - at Hawaii         | Brady  | Smith | DeLeon | Rummell | Starr | Malvin | Lassiter | Mackay  | Orman   | Riley       |
| Feb. 11 - at Hawaii         | Brady  | Smith | DeLeon | Rummell | Starr | Pone   | Lassiter | Mackay  | Orman   | Kliethermes |
| Feb. 16 - vs. Pitt          | Brady  | Smith | DeLeon | Rummell | Starr | Pone   | Lassiter | Mackay  | Orman   | Sparks      |
| Feb. 16 - at Kennesaw State | Brady  | Smith | DeLeon | Rummell | Starr | Malvin | Lassiter | Pone    | Furbush | Kliethermes |
| Feb. 17 - vs. ETSU          | Brady  | Smith | DeLeon | Rummell | Starr | Pone   | Lassiter | Orman   | Furbush | Riley       |
| Feb. 17 - at Kennesaw State | Brady  | Smith | DeLeon | Rummell | Starr | Pone   | Lassiter | Orman   | Furbush | Sparks      |
| Feb. 18 - vs. Pitt          | Mackay | Smith | DeLeon | Rummell | Starr | Pone   | Lassiter | Furbush | Brady   | Kliethermes |
| Feb. 23 - vs. UConn         | Mackay | Smith | DeLeon | Rummell | Starr | Malvin | Lassiter | Pone    | Brady   | Furbush     |
| Feb. 23 - at Clemson        | Brady  | Smith | DeLeon | Rummell | Starr | Pone   | Lassiter | Mackat  | Furbush | Kliethermes |
| Feb. 24 - vs. Miami (OH)    | Brady  | Smith | DeLeon | Rummell | Starr | Pone   | Lassiter | Mackay  | Furbush | Sparks      |
| Feb. 25 - at Clemson        | Brady  | Smith | DeLeon | Rummell | Starr | Pone   | Lassiter | Mackay  | /       | Furbush     |
| March 1 - SELA              | Brady  | Smith | DeLeon | Rummell | Starr | Pone   | Lassiter | Mackay  | Furbush | Kliethermes |
| March 1 - UAB               | Brady  | Smith | DeLeon | Rummell | Starr | Pone   | Lassiter | Mackay  | /       | Furbush     |
| March 2 - Kent State        | Brady  | Smith | DeLeon | Rummell | Starr | Pone   | Lassiter | Mackay  | Furbush | Kliethermes |
| March 2 - SELA              | Brady  | Smith | DeLeon | Rummell | Starr | Pone   | Lassiter | Mackay  | /       | Furbush     |
| March 3 - UAB               | Brady  | Smith | DeLeon | Rummell | Starr | Pone   | Lassiter | Mackay  | Furbush | Sparks      |
| March 5 - at Memphis        | Mackay | Smith | DeLeon | Rummell | Starr | Pone   | Lassiter | Furbush | Brady   | Riley       |
| March 8 - MSU               | Brady  | Smith | DeLeon | Rummell | Starr | Malvin | Lassiter | Pone    | Furbush | Kliethermes |
| March 9 - MSU               | Brady  | Smith | DeLeon | Rummell | Starr | Pone   | Lassiter | Mackay  | /       | Furbush     |
| March 10 - MSU              | Brady  | Smith | DeLeon | Rummell | Starr | Pone   | Lassiter | Mackay  | Furbush | Kliethermes |
| March 13 - at Nicholls      | Brady  | Smith | DeLeon | Rummell | Starr | Pone   | Lassiter | Mackay  | Furbush | Kliethermes |
| March 13 - at Nicholls      | Brady  | Smith | DeLeon | Rummell | Starr | Pone   | Lassiter | Orman   | Furbush | Riley       |
| March 15 - at LSU           | Brady  | Smith | DeLeon | Rummell | Starr | Pone   | Lassiter | Mackay  | Furbush | Riley       |
| March 16 - at LSU           | Brady  | Smith | DeLeon | Rummell | Starr | Pone   | Lassiter | Mackay  | Orman   | Kliethermes |
| March 17 - at LSU           | Brady  | Smith | DeLeon | Rummell | Starr | Pone   | Lassiter | Mackay  | /       | Furbush     |
| March 23 - Georgia          | Brady  | Smith | DeLeon | Rummell | Starr | Pone   | Lassiter | Mackay  | Furbush | Lopez       |
| March 23 - Georgia          | Brady  | Smith | DeLeon | Rummell | Starr | Pone   | Lassiter | Mackay  | Furbush | Kliethermes |
| March 24 - Georgia          | Brady  | Smith | DeLeon | Rummell | Starr | Pone   | Lassiter | Mackay  | Furbush | Kliethermes |
| March 29 - South Carolina   | Brady  | Smith | DeLeon | Rummell | Starr | Pone   | Lassiter | Mackay  | Furbush | Riley       |
| March 30 - South Carolina   | Brady  | Smith | DeLeon | Rummell | Starr | Pone   | Lassiter | Mackay  | Furbush | Kliethermes |
| March 31 - South Carolina   | Brady  | Smith | DeLeon | Rummell | Starr | Pone   | Lassiter | Mackay  | Furbush | Riley       |
| April 2 - UT Martin         | Brady  | Smith | DeLeon | Rummell | Starr | Pone   | Lassiter | Mackay  | Furbush | Kliethermes |
| April 2 - UT Martin         | Brady  | Smith | DeLeon | Rummell | Starr | Malvin | Lassiter | Orman   | Furbush | Riley       |
| April 5 - at Alabama        | Brady  | Smith | DeLeon | Rummell | Starr | Pone   | Lassiter | Mackay  | /       | Furbush     |
| April 6 - at Alabama        | Brady  | Smith | DeLeon | Rummell | Starr | Pone   | Lassiter | Furbush | Orman   | Kliethermes |
| April 7 - at Alabama        | Brady  | Smith | DeLeon | Rummell | Starr | Pone   | Lassiter | Orman   | Furbush | Riley       |
| April 12 - WKU              | Brady  | Smith | DeLeon | Rummell | Starr | Pone   | Lassiter | Mackay  | Furbush | Kliethermes |
| April 13 - WKU              | Brady  | Smith | DeLeon | Rummell | Starr | Pone   | Lassiter | Mackay  | Furbush | Sparks      |
| April 14 - WKU              | Brady  | Smith | DeLeon | Rummell | Starr | Pone   | Lassiter | Mackay  | Furbush | Lopez       |
| April 16 - Louisiana Tech   | Brady  | Smith | DeLeon | Rummell | Starr | Pone   | Lassiter | Orman   | Furbush | Sparks      |
| April 16 - Louisiana Tech   | Brady  | Smith | DeLeon | Rummell | Starr | Pone   | Lassiter | Orman   | Furbush | Riley       |
| April 19 - at Texas A&M     | Brady  | Smith | DeLeon | Rummell | Starr | Pone   | Lassiter | Orman   | Furbush | Sparks      |
| April 20 - at Texas A&M     | Brady  | Smith | DeLeon | Rummell | Starr | Pone   | Lassiter | Orman   | /       | Furbush     |
| April 21 - at Texas A&M     | Mackay | Smith | DeLeon | Rummell | Starr | Pone   | Lassiter | Furbush | Brady   | Sparks      |
| April 23 - Southern Miss    | Mackay | Smith | DeLeon | Rummell | Starr | Pone   | Lassiter | Furbush | Brady   | Riley       |
| April 26 - Auburn           | Brady  | Smith | DeLeon | Rummell | Starr | Pone   | Lassiter | Mackay  | Furbush | Lopez       |
| April 27 - Auburn           | Brady  | Smith | DeLeon | Rummell | Starr | Pone   | Lassiter | Mackay  | Furbush | Riley       |
| April 28 - Auburn           | Brady  | Smith | DeLeon | Rummell | Starr | Pone   | Lassiter | Mackay  | Furbush | Lopez       |
| May 3 - at Arkansas         |        |       |        |         |       |        |          |         |         |             |
| May 4 - at Arkansas         |        |       |        |         |       |        |          |         |         |             |
| May 5 - at Arkansas         |        |       |        |         |       |        |          |         |         |             |

## GAME-BY-GAME STARTERS BY BATTING ORDER

| Opponent                    | 1        | 2        | 3       | 4       | 5       | 6       | 7       | 8      | 9      |
|-----------------------------|----------|----------|---------|---------|---------|---------|---------|--------|--------|
| Feb. 8 - vs. BYU            | Lassiter | Pone     | Smith   | Brady   | Orman   | Rummell | Furbush | DeLeon | Starr  |
| Feb. 9 - vs. Nevada         | Lassiter | Pone     | Smith   | Brady   | Furbush | Rummell | Mackay  | DeLeon | Starr  |
| Feb. 9 - vs. Kansas City    | Lassiter | Pone     | Smith   | Brady   | Furbush | Rummell | Mackay  | DeLeon | Starr  |
| Feb. 10 - at Hawaii         | Lassiter | Rummell  | Smith   | Brady   | Mackay  | Orman   | DeLeon  | Malvin | Starr  |
| Feb. 11 - at Hawaii         | Lassiter | Pone     | Smith   | Brady   | Rummell | Mackay  | Orman   | DeLeon | Starr  |
| Feb. 16 - vs. Pitt          | Lassiter | Pone     | Smith   | Brady   | Rummell | Mackay  | Orman   | DeLeon | Starr  |
| Feb. 16 - at Kennesaw State | Lassiter | Pone     | Smith   | Brady   | Rummell | Furbush | Malvin  | DeLeon | Starr  |
| Feb. 17 - vs. ETSU          | Lassiter | Pone     | Smith   | Brady   | Rummell | Furbush | Orman   | DeLeon | Starr  |
| Feb. 17 - at Kennesaw State | Lassiter | Pone     | Smith   | Brady   | Rummell | Furbush | Orman   | DeLeon | Starr  |
| Feb. 18 - vs. Pitt          | Lassiter | Pone     | Smith   | Brady   | Rummell | Furbush | Mackay  | DeLeon | Starr  |
| Feb. 23 - vs. UConn         | Lassiter | Pone     | Smith   | Brady   | Rummell | Mackay  | Furbush | Malvin | Starr  |
| Feb. 23 - at Clemson        | Lassiter | Pone     | Smith   | Brady   | Rummell | Furbush | Mackay  | DeLeon | Starr  |
| Feb. 24 - vs. Miami (OH)    | Lassiter | Pone     | Rummell | Furbush | Mackay  | Brady   | Smith   | DeLeon | Starr  |
| Feb. 25 - at Clemson        | Lassiter | Pone     | Rummell | Furbush | Mackay  | Brady   | Smith   | DeLeon | Starr  |
| March 1 - SELA              | Lassiter | Pone     | Rummell | Brady   | Mackay  | Smith   | Furbush | DeLeon | Starr  |
| March 1 - UAB               | Lassiter | Pone     | Rummell | Brady   | Mackay  | Smith   | Furbush | DeLeon | Starr  |
| March 2 - Kent State        | Lassiter | Pone     | Rummell | Brady   | Mackay  | Furbush | Smith   | DeLeon | Starr  |
| March 2 - SELA              | Lassiter | Pone     | Rummell | Brady   | Mackay  | Furbush | Smith   | DeLeon | Starr  |
| March 3 - UAB               | Lassiter | Pone     | Smith   | Brady   | Mackay  | Rummell | Furbush | DeLeon | Starr  |
| March 5 - at Memphis        | Lassiter | Pone     | Smithh  | Brady   | Rummell | Mackay  | Furbush | DeLeon | Starr  |
| March 8 - MSU               | Lassiter | Pone     | Smith   | Brady   | Rummell | Furbush | DeLeon  | Malvin | Starr  |
| March 9 - MSU               | Pone     | Lassiter | Smith   | Brady   | Mackay  | Furbush | Rummell | DeLeon | Starr  |
| March 10 - MSU              | Pone     | Lassiter | Smith   | Brady   | Mackay  | Furbush | Rummell | DeLeon | Starr  |
| March 13 - at Nicholls      | Pone     | Lassiter | Smith   | Brady   | Furbush | Mackay  | Rummell | DeLeon | Starr  |
| March 13 - at Nicholls      | Pone     | Lassiter | Smith   | Brady   | Furbush | Rummell | Orman   | DeLeon | Starr  |
| March 15 - at LSU           | Lassiter | Pone     | Smith   | Brady   | Furbush | Mackay  | Rummell | DeLeon | Starr  |
| March 16 - at LSU           | Lassiter | Pone     | Smith   | Brady   | Orman   | Mackay  | Rummell | DeLeon | Starr  |
| March 17 - at LSU           | Lassiter | Pone     | Smith   | Brady   | Rummell | Mackay  | Furbush | DeLeon | Starr  |
| March 23 - Georgia          | Lassiter | Pone     | Smith   | Brady   | Furbush | Mackay  | Rummell | DeLeon | Starr  |
| March 23 - Georgia          | Lassiter | Pone     | Smith   | Brady   | Furbush | Rummell | Mackay  | DeLeon | Starr  |
| March 24 - Georgia          | Lassiter | Pone     | Smith   | Brady   | Furbush | Rummell | Mackay  | DeLeon | Starr  |
| March 29 - South Carolina   | Lassiter | Pone     | Smith   | Brady   | Furbush | Mackay  | Rummell | DeLeon | Starr  |
| March 30 - South Carolina   | Lassiter | Pone     | Smith   | Brady   | Furbush | Mackay  | Rummell | DeLeon | Starr  |
| March 31 - South Carolina   | Lassiter | Pone     | Smith   | Brady   | Furbush | Mackay  | Rummell | DeLeon | Starr  |
| April 3 - UT Martin         | Lassiter | Smith    | Brady   | Furbush | Mackay  | Rummell | DeLeon  | Starr  | Pone   |
| April 3 - UT Martin         | Lassiter | Smith    | Brady   | Furbush | Orman   | Rummell | DeLeon  | Starr  | Malvin |
| April 5 - at Alabama        | Lassiter | Smith    | Brady   | Furbush | Mackay  | Rummell | DeLeon  | Starr  | Pone   |
| April 6 - at Alabama        | Lassiter | Pone     | Brady   | Furbush | Smith   | Orman   | Rummell | DeLeon | Starr  |
| April 7 - at Alabama        | Lassiter | Pone     | Brady   | Furbush | Smith   | Orman   | Rummell | DeLeon | Starr  |
| April 12 - WKU              | Lassiter | Pone     | Brady   | Smith   | Furbush | Rummell | Mackay  | DeLeon | Starr  |
| April 13 - WKU              | Lassiter | Pone     | Brady   | Smith   | Furbush | Rummell | Mackay  | DeLeon | Starr  |
| April 14 - WKU              | Lassiter | Pone     | Brady   | Smith   | Furbush | Rummell | Mackay  | DeLeon | Starr  |
| April 16 - Louisiana Tech   | Lassiter | Pone     | Brady   | Smith   | Furbush | Rummell | Orman   | DeLeon | Starr  |
| April 16 - Louisiana Tech   | Lassiter | Pone     | Brady   | Smith   | Furbush | Rummell | Orman   | DeLeon | Starr  |
| April 19 - at Texas A&M     | Lassiter | Pone     | Brady   | Smith   | Furbush | Orman   | Rummell | DeLeon | Starr  |
| April 20 - at Texas A&M     | Lassiter | Pone     | Brady   | Smith   | Furbush | Rummell | Orman   | DeLeon | Starr  |
| April 21 - at Texas A&M     | Lassiter | Pone     | Furbush | Smith   | Brady   | Rummell | Mackay  | DeLeon | Starr  |
| April 23 - Southern Miss    | Lassiter | Pone     | Furbush | Smith   | Brady   | Rummell | Mackay  | DeLeon | Starr  |
| April 26 - Auburn           | Lassiter | Pone     | Brady   | Smith   | Furbush | Rummell | Mackay  | DeLeon | Starr  |
| April 27 - Auburn           | Lassiter | Pone     | Smith   | Brady   | Furbush | Rummell | DeLeon  | Mackay | Starr  |
| April 28 - Auburn           | Lassiter | Pone     | Smith   | Furbush | DeLeon  | Brady   | Rummell | Mackay | Starr  |
| May 3 - at Arkansas         |          |          |         |         |         |         |         |        |        |
| May 4 - at Arkansas         |          |          |         |         |         |         |         |        |        |
| May 5 - at Arkansas         |          |          |         |         |         |         |         |        |        |

## 2024 SEASON STATISTICS

**2024 Ole Miss Softball**  
**Overall Statistics for Ole Miss (as of Apr 28, 2024)**  
**(All games Sorted by Batting avg)**

Record: 28-23 Home: 12-13 Away: 9-9 Neutral: 7-1 SEC: 5-16

| Player             | avg  | gp-gs | ab   | r   | h   | 2b | 3b | hr | rbi | tb  | slg% | bb  | hp | so  | gdp | ob%  | sf | sh | sb-att | po   | a   | e  | fld%  |
|--------------------|------|-------|------|-----|-----|----|----|----|-----|-----|------|-----|----|-----|-----|------|----|----|--------|------|-----|----|-------|
| 6 Jaden Pone       | .346 | 50-49 | 159  | 31  | 55  | 4  | 0  | 0  | 14  | 59  | .371 | 16  | 2  | 31  | 1   | .410 | 1  | 7  | 8-10   | 57   | 3   | 4  | .938  |
| 18 Aynslie Furbush | .333 | 48-47 | 132  | 13  | 44  | 6  | 0  | 9  | 40  | 77  | .583 | 14  | 9  | 27  | 1   | .429 | 1  | 2  | 0-0    | 7    | 19  | 1  | .963  |
| 1 Jalia Lassiter   | .320 | 51-51 | 172  | 31  | 55  | 7  | 4  | 3  | 27  | 79  | .459 | 27  | 1  | 18  | 2   | .413 | 1  | 1  | 17-21  | 69   | 2   | 1  | .986  |
| 31 Lexie Brady     | .277 | 51-51 | 137  | 33  | 38  | 3  | 1  | 13 | 33  | 82  | .599 | 29  | 15 | 43  | 1   | .451 | 1  | 2  | 2-3    | 269  | 24  | 4  | .987  |
| 20 Jamie Mackay    | .277 | 42-38 | 112  | 13  | 31  | 8  | 0  | 3  | 16  | 48  | .429 | 11  | 3  | 17  | 1   | .354 | 1  | 6  | 0-0    | 83   | 9   | 1  | .989  |
| 10 Delaney Rummell | .263 | 51-51 | 152  | 17  | 40  | 7  | 0  | 2  | 22  | 53  | .349 | 15  | 0  | 12  | 5   | .327 | 1  | 2  | 0-0    | 39   | 81  | 10 | .923  |
| 9 Paige Smith      | .242 | 51-51 | 165  | 29  | 40  | 12 | 0  | 5  | 26  | 67  | .406 | 14  | 6  | 15  | 5   | .319 | 3  | 1  | 0-0    | 337  | 16  | 7  | .981  |
| 26 Angelina DeLeon | .219 | 51-51 | 128  | 14  | 28  | 4  | 0  | 2  | 14  | 38  | .297 | 17  | 6  | 31  | 1   | .338 | 0  | 1  | 0-0    | 92   | 92  | 4  | .979  |
| 28 Ryan Starr      | .173 | 51-51 | 98   | 19  | 17  | 1  | 1  | 0  | 3   | 20  | .204 | 8   | 1  | 22  | 1   | .243 | 0  | 8  | 1-1    | 73   | 106 | 14 | .927  |
| -----              |      |       |      |     |     |    |    |    |     |     |      |     |    |     |     |      |    |    |        |      |     |    |       |
| 22 Taylor Malvin   | .313 | 42-5  | 16   | 19  | 5   | 0  | 0  | 0  | 1   | 5   | .313 | 6   | 0  | 2   | 1   | .500 | 0  | 1  | 5-7    | 10   | 0   | 0  | 1.000 |
| 8 Annie Orman      | .274 | 39-15 | 62   | 7   | 17  | 5  | 0  | 1  | 13  | 25  | .403 | 9   | 2  | 12  | 1   | .378 | 1  | 1  | 0-0    | 7    | 0   | 0  | 1.000 |
| 2 Ma'Nia Womack    | .250 | 22-0  | 8    | 7   | 2   | 0  | 0  | 1  | 4   | 5   | .625 | 1   | 0  | 3   | 0   | .333 | 0  | 0  | 0-0    | 0    | 0   | 0  | .000  |
| 17 Catelyn Riley   | .200 | 6-4   | 5    | 0   | 1   | 0  | 0  | 0  | 1   | 1   | .200 | 0   | 0  | 2   | 1   | .167 | 1  | 0  | 0-0    | 1    | 15  | 1  | .941  |
| 21 Grace Thompson  | .000 | 12-0  | 7    | 2   | 0   | 0  | 0  | 0  | 0   | 0   | .000 | 0   | 1  | 5   | 0   | .125 | 0  | 0  | 0-0    | 1    | 0   | 0  | 1.000 |
| 33 Alexa Rosales   | .000 | 9-0   | 2    | 0   | 0   | 0  | 0  | 0  | 0   | 0   | .000 | 2   | 0  | 0   | 0   | .500 | 0  | 0  | 0-0    | 0    | 0   | 0  | .000  |
| Totals             | .275 | 51    | 1355 | 235 | 373 | 57 | 6  | 39 | 214 | 559 | .413 | 169 | 46 | 240 | 21  | .372 | 11 | 32 | 33-42  | 1051 | 398 | 49 | .967  |
| Opponents          | .254 | 51    | 1330 | 181 | 338 | 49 | 6  | 26 | 150 | 477 | .359 | 182 | 20 | 306 | 15  | .349 | 15 | 26 | 39-52  | 1036 | 395 | 60 | .960  |

LOB - Team (344), Opp (343). DPs turned - Team (23), Opp (27). IBB - Team (5), P. Smith 2, L. Brady 1, J. Mackay 1, D. Rummell 1.

**(All games Sorted by Earned run avg)**

| Player               | era  | w-l   | app | gs | cg | sho | sv | ip    | h   | r   | er  | bb  | so  | 2b | 3b | hr | b/avg | wp | hp | bk | sfa | sha |
|----------------------|------|-------|-----|----|----|-----|----|-------|-----|-----|-----|-----|-----|----|----|----|-------|----|----|----|-----|-----|
| 23 Grace Sparks      | 2.15 | 6-2   | 15  | 9  | 1  | 1/1 | 0  | 58.2  | 61  | 21  | 18  | 21  | 48  | 9  | 0  | 6  | .263  | 1  | 2  | 0  | 0   | 2   |
| 16 Brianna Lopez     | 2.60 | 6-3   | 27  | 4  | 0  | 0/2 | 1  | 75.1  | 65  | 34  | 28  | 59  | 85  | 5  | 1  | 2  | .240  | 6  | 1  | 0  | 3   | 7   |
| 17 Catelyn Riley     | 2.62 | 4-6   | 27  | 13 | 3  | 1/1 | 2  | 74.2  | 84  | 44  | 28  | 29  | 49  | 11 | 1  | 5  | .289  | 7  | 5  | 0  | 5   | 8   |
| 15 Makenna Klietherm | 2.91 | 10-6  | 23  | 17 | 4  | 0/2 | 1  | 81.2  | 66  | 43  | 34  | 49  | 88  | 8  | 1  | 5  | .217  | 3  | 5  | 0  | 6   | 2   |
| 18 Aynslie Furbush   | 3.27 | 2-6   | 22  | 8  | 0  | 0/2 | 4  | 60.0  | 62  | 39  | 28  | 24  | 36  | 16 | 3  | 8  | .267  | 4  | 7  | 0  | 1   | 7   |
| Totals               | 2.72 | 28-23 | 51  | 51 | 8  | 6/4 | 8  | 350.1 | 338 | 181 | 136 | 182 | 306 | 49 | 6  | 26 | .254  | 21 | 20 | 0  | 15  | 26  |
| Opponents            | 4.18 | 23-28 | 51  | 51 | 14 | 9/2 | 3  | 345.1 | 372 | 234 | 206 | 169 | 240 | 56 | 6  | 39 | .275  | 26 | 46 | 0  | 11  | 32  |

PB - Team (9), L. Brady 8, J. Mackay 1, Opp (11). Pickoffs - Team (2), L. Brady 2. SBA/ATT - L. Brady (36-49), M. Klietherm (15-17), B. Lopez (7-12), A. Furbush (8-10), G. Sparks (5-7), C. Riley (4-6), J. Mackay (3-3).

## 2024 SEC STATISTICS

**2024 Ole Miss Softball**  
**Conference statistics for Ole Miss (as of Apr 29, 2024)**  
**(SEC games only Sorted by Batting avg)**

Record: 5-16 Home: 3-9 Away: 2-7 SEC: 5-16

| Player             | avg  | gp-gs | ab  | r  | h   | 2b | 3b | hr | rbi | tb  | slg% | bb | hp | so  | gdp | ob%  | sf | sh | sb-att | po  | a   | e  | fld%  |
|--------------------|------|-------|-----|----|-----|----|----|----|-----|-----|------|----|----|-----|-----|------|----|----|--------|-----|-----|----|-------|
| 18 Aynslie Furbush | .288 | 21-20 | 59  | 5  | 17  | 1  | 0  | 5  | 15  | 33  | .559 | 6  | 2  | 18  | 0   | .368 | 1  | 1  | 0-0    | 3   | 6   | 0  | 1.000 |
| 1 Jalia Lassiter   | .258 | 21-21 | 66  | 11 | 17  | 3  | 1  | 0  | 3   | 22  | .333 | 15 | 1  | 11  | 2   | .402 | 0  | 0  | 1-4    | 32  | 1   | 1  | .971  |
| 6 Jaden Pone       | .250 | 21-21 | 72  | 5  | 18  | 0  | 0  | 0  | 6   | 18  | .250 | 2  | 2  | 24  | 1   | .289 | 0  | 3  | 0-0    | 31  | 2   | 1  | .971  |
| 26 Angelina DeLeon | .250 | 21-21 | 60  | 4  | 15  | 2  | 0  | 1  | 4   | 20  | .333 | 4  | 1  | 17  | 0   | .308 | 0  | 0  | 0-0    | 48  | 41  | 2  | .978  |
| 20 Jamie Mackay    | .240 | 20-16 | 50  | 2  | 12  | 4  | 0  | 1  | 4   | 19  | .380 | 4  | 1  | 9   | 1   | .304 | 1  | 2  | 0-0    | 29  | 5   | 0  | 1.000 |
| 31 Lexie Brady     | .208 | 21-21 | 48  | 6  | 10  | 1  | 0  | 2  | 4   | 17  | .354 | 16 | 8  | 21  | 0   | .472 | 0  | 2  | 0-0    | 121 | 11  | 4  | .971  |
| 9 Paige Smith      | .159 | 21-21 | 69  | 5  | 11  | 3  | 0  | 0  | 5   | 14  | .203 | 4  | 0  | 10  | 3   | .205 | 0  | 1  | 0-0    | 131 | 10  | 1  | .993  |
| 10 Delaney Rummell | .136 | 21-21 | 59  | 6  | 8   | 1  | 0  | 1  | 3   | 12  | .203 | 5  | 0  | 6   | 5   | .200 | 1  | 2  | 0-0    | 17  | 33  | 3  | .943  |
| 28 Ryan Starr      | .132 | 21-21 | 38  | 4  | 5   | 0  | 0  | 0  | 0   | 5   | .132 | 3  | 0  | 13  | 1   | .195 | 0  | 1  | 0-0    | 25  | 41  | 6  | .917  |
| -----              |      |       |     |    |     |    |    |    |     |     |      |    |    |     |     |      |    |    |        |     |     |    |       |
| 8 Annie Orman      | .174 | 16-5  | 23  | 1  | 4   | 1  | 0  | 1  | 3   | 8   | .348 | 2  | 1  | 9   | 0   | .269 | 0  | 0  | 0-0    | 2   | 0   | 0  | 1.000 |
| 17 Catelyn Riley   | .000 | 2-1   | 2   | 0  | 0   | 0  | 0  | 0  | 0   | 0   | .000 | 0  | 0  | 1   | 1   | .000 | 0  | 0  | 0-0    | 0   | 4   | 0  | 1.000 |
| 22 Taylor Malvin   | .000 | 16-1  | 2   | 3  | 0   | 0  | 0  | 0  | 0   | 0   | .000 | 1  | 0  | 0   | 1   | .333 | 0  | 0  | 0-0    | 1   | 0   | 0  | 1.000 |
| 33 Alexa Rosales   | .000 | 2-0   | 1   | 0  | 0   | 0  | 0  | 0  | 0   | 0   | .000 | 0  | 0  | 0   | 0   | .000 | 0  | 0  | 0-0    | 0   | 0   | 0  | .000  |
| 21 Grace Thompson  | .000 | 2-0   | 1   | 0  | 0   | 0  | 0  | 0  | 0   | 0   | .000 | 0  | 0  | 1   | 0   | .000 | 0  | 0  | 0-0    | 0   | 0   | 0  | .000  |
| 2 Ma'Nia Womack    | .000 | 6-0   | 0   | 2  | 0   | 0  | 0  | 0  | 0   | 0   | .000 | 0  | 0  | 0   | 0   | .000 | 0  | 0  | 0-0    | 0   | 0   | 0  | .000  |
| Totals             | .213 | 21    | 550 | 54 | 117 | 16 | 1  | 11 | 47  | 168 | .305 | 62 | 16 | 140 | 15  | .309 | 3  | 12 | 1-4    | 444 | 164 | 19 | .970  |
| Opponents          | .280 | 21    | 565 | 94 | 158 | 20 | 4  | 15 | 79  | 231 | .409 | 90 | 12 | 115 | 8   | .385 | 9  | 14 | 20-27  | 456 | 152 | 22 | .965  |

LOB - Team (133), Opp (152). DPs turned - Team (12), Opp (18). IBB - Team (3), P. Smith 2, L. Brady 1.

**(SEC games only Sorted by Earned run avg)**

| Player               | era  | w-l  | app | gs | cg | sho | sv | ip    | h   | r  | er | bb | so  | 2b | 3b | hr | b/avg | wp | hp | bk | sfa | sha |
|----------------------|------|------|-----|----|----|-----|----|-------|-----|----|----|----|-----|----|----|----|-------|----|----|----|-----|-----|
| 23 Grace Sparks      | 1.54 | 0-2  | 4   | 2  | 0  | 0/0 | 0  | 13.2  | 12  | 5  | 3  | 6  | 6   | 1  | 0  | 1  | .235  | 0  | 1  | 0  | 0   | 1   |
| 16 Brianna Lopez     | 2.70 | 3-3  | 14  | 3  | 0  | 0/0 | 0  | 49.1  | 46  | 22 | 19 | 38 | 52  | 3  | 1  | 2  | .260  | 3  | 1  | 0  | 2   | 5   |
| 17 Catelyn Riley     | 3.59 | 0-4  | 10  | 5  | 0  | 0/0 | 1  | 25.1  | 32  | 18 | 13 | 7  | 13  | 3  | 0  | 3  | .317  | 0  | 3  | 0  | 3   | 4   |
| 15 Makenna Klietherm | 4.59 | 2-3  | 12  | 7  | 0  | 0/0 | 1  | 32.0  | 29  | 23 | 21 | 27 | 30  | 3  | 1  | 2  | .244  | 1  | 4  | 0  | 3   | 1   |
| 18 Aynslie Furbush   | 5.57 | 0-4  | 9   | 4  | 0  | 0/0 | 0  | 27.2  | 39  | 26 | 22 | 12 | 14  | 10 | 2  | 7  | .333  | 1  | 3  | 0  | 1   | 3   |
| Totals               | 3.69 | 5-16 | 21  | 21 | 0  | 0/0 | 2  | 148.0 | 158 | 94 | 78 | 90 | 115 | 20 | 4  | 15 | .280  | 5  | 12 | 0  | 9   | 14  |
| Opponents            | 1.98 | 16-5 | 21  | 21 | 10 | 7/1 | 2  | 152.0 | 117 | 54 | 43 | 62 | 140 | 16 | 1  | 11 | .213  | 5  | 16 | 0  | 3   | 12  |

PB - Team (7), L. Brady 7, Opp (5). Pickoffs - Team (1), L. Brady 1. SBA/ATT - L. Brady (20-27), B. Lopez (4-8), A. Furbush (6-7), M. Klietherm (4-6), G. Sparks (4-4), C. Riley (2-2).




## 2024 TEAM GAME-BY-GAME STATISTICS

**2024 Ole Miss Softball**  
**Team Game-by-Game for Ole Miss (as of Apr 29, 2024)**  
**Batting (All games)**

| Date    | Opponent          | ab   | r   | h   | rbi | 2b | 3b | hr | tb  | bb  | ibb | sb | cs | hbp | sac | sf | gdp | k   | po   | a   | e  | lob | avg  |
|---------|-------------------|------|-----|-----|-----|----|----|----|-----|-----|-----|----|----|-----|-----|----|-----|-----|------|-----|----|-----|------|
| Feb 08  | vs BYU            | 28   | 4   | 10  | 4   | 2  | 0  | 1  | 15  | 2   | 0   | 1  | 0  | 1   | 1   | 0  | 1   | 4   | 18   | 9   | 3  | 7   | .357 |
| Feb 09  | vs Nevada         | 30   | 3   | 11  | 3   | 0  | 0  | 0  | 11  | 2   | 2   | 0  | 0  | 2   | 2   | 0  | 1   | 3   | 24   | 9   | 1  | 11  | .362 |
| Feb 09  | vs Kansas City    | 28   | 9   | 10  | 9   | 2  | 0  | 4  | 24  | 7   | 0   | 0  | 0  | 1   | 0   | 0  | 0   | 1   | 18   | 5   | 1  | 9   | .360 |
| Feb 10  | at Hawaii         | 25   | 15  | 9   | 13  | 2  | 0  | 1  | 14  | 9   | 0   | 3  | 0  | 3   | 0   | 0  | 0   | 3   | 15   | 4   | 0  | 7   | .360 |
| Feb 11  | at Hawaii         | 29   | 5   | 13  | 5   | 0  | 1  | 0  | 15  | 1   | 0   | 1  | 0  | 1   | 3   | 0  | 0   | 0   | 21   | 8   | 0  | 8   | .379 |
| Feb 16  | vs Pittsburgh     | 25   | 11  | 13  | 10  | 5  | 0  | 0  | 18  | 3   | 0   | 2  | 0  | 2   | 1   | 0  | 0   | 7   | 15   | 6   | 1  | 5   | .400 |
| Feb 16  | at Kennesaw State | 26   | 3   | 6   | 2   | 0  | 0  | 1  | 9   | 0   | 0   | 2  | 0  | 2   | 2   | 0  | 0   | 3   | 21   | 8   | 0  | 6   | .377 |
| Feb 17  | vs ETSU           | 22   | 5   | 6   | 4   | 1  | 0  | 0  | 7   | 7   | 0   | 2  | 1  | 0   | 1   | 0  | 0   | 4   | 21   | 9   | 1  | 7   | .366 |
| Feb 17  | at Kennesaw State | 36   | 14  | 15  | 13  | 1  | 0  | 1  | 19  | 3   | 0   | 2  | 0  | 0   | 0   | 0  | 0   | 4   | 18   | 7   | 1  | 7   | .373 |
| Feb 18  | vs Pittsburgh     | 23   | 2   | 5   | 2   | 1  | 1  | 0  | 8   | 1   | 0   | 0  | 0  | 2   | 0   | 0  | 0   | 2   | 21   | 7   | 1  | 6   | .360 |
| Feb 23  | vs UConn          | 23   | 2   | 5   | 2   | 0  | 0  | 0  | 5   | 1   | 0   | 2  | 0  | 0   | 0   | 0  | 0   | 4   | 21   | 8   | 0  | 4   | .349 |
| Feb 23  | at Clemson        | 22   | 1   | 4   | 0   | 0  | 0  | 0  | 4   | 3   | 0   | 1  | 1  | 0   | 0   | 0  | 0   | 8   | 16   | 11  | 2  | 6   | .338 |
| Feb 24  | vs Miami (Ohio)   | 38   | 10  | 17  | 10  | 2  | 0  | 3  | 28  | 3   | 0   | 0  | 0  | 0   | 2   | 0  | 0   | 2   | 21   | 7   | 1  | 12  | .349 |
| Feb 25  | at Clemson        | 24   | 0   | 3   | 0   | 0  | 0  | 0  | 3   | 2   | 0   | 1  | 0  | 0   | 1   | 0  | 0   | 6   | 18   | 10  | 2  | 6   | .335 |
| Mar 01  | SE LOUISIANA      | 18   | 2   | 3   | 0   | 1  | 0  | 0  | 4   | 8   | 0   | 2  | 2  | 0   | 0   | 0  | 0   | 3   | 21   | 6   | 0  | 6   | .327 |
| Mar 01  | UAB               | 28   | 4   | 6   | 3   | 2  | 0  | 0  | 8   | 3   | 0   | 0  | 0  | 0   | 0   | 1  | 0   | 4   | 21   | 11  | 2  | 7   | .320 |
| Mar 02  | KENT STATE        | 20   | 10  | 9   | 9   | 3  | 0  | 0  | 12  | 7   | 0   | 4  | 1  | 0   | 0   | 0  | 0   | 2   | 15   | 2   | 0  | 5   | .326 |
| Mar 02  | SE LOUISIANA      | 32   | 4   | 7   | 3   | 1  | 0  | 1  | 11  | 4   | 0   | 0  | 0  | 1   | 2   | 0  | 0   | 0   | 24   | 15  | 4  | 12  | .319 |
| Mar 03  | UAB               | 28   | 7   | 10  | 7   | 2  | 0  | 1  | 15  | 2   | 0   | 1  | 0  | 2   | 0   | 0  | 1   | 1   | 21   | 8   | 0  | 7   | .321 |
| Mar 05  | at Memphis        | 24   | 9   | 8   | 9   | 0  | 0  | 2  | 14  | 9   | 0   | 5  | 0  | 2   | 1   | 2  | 0   | 2   | 18   | 4   | 0  | 11  | .321 |
| *Mar 08 | MISSISSIPPI STAT  | 22   | 1   | 3   | 1   | 0  | 0  | 0  | 3   | 4   | 0   | 0  | 0  | 0   | 0   | 0  | 2   | 3   | 21   | 5   | 1  | 4   | .314 |
| *Mar 09 | MISSISSIPPI STAT  | 20   | 0   | 0   | 0   | 0  | 0  | 0  | 0   | 3   | 0   | 0  | 1  | 0   | 1   | 0  | 0   | 9   | 21   | 9   | 1  | 3   | .303 |
| *Mar 10 | MISSISSIPPI STAT  | 31   | 10  | 12  | 9   | 2  | 0  | 2  | 20  | 5   | 0   | 0  | 0  | 1   | 2   | 1  | 0   | 5   | 24   | 12  | 0  | 9   | .307 |
| Mar 13  | at Nicholls       | 27   | 4   | 6   | 4   | 3  | 1  | 1  | 14  | 3   | 0   | 1  | 0  | 2   | 0   | 0  | 0   | 3   | 21   | 4   | 1  | 7   | .304 |
| Mar 13  | at Nicholls       | 32   | 9   | 12  | 7   | 3  | 0  | 1  | 18  | 1   | 0   | 0  | 1  | 2   | 0   | 0  | 0   | 7   | 21   | 6   | 0  | 5   | .307 |
| *Mar 16 | at LSU            | 21   | 0   | 2   | 0   | 0  | 0  | 0  | 2   | 4   | 0   | 0  | 0  | 0   | 0   | 0  | 2   | 4   | 18   | 6   | 2  | 4   | .301 |
| *Mar 17 | at LSU            | 28   | 5   | 6   | 4   | 2  | 0  | 0  | 8   | 2   | 0   | 0  | 0  | 0   | 0   | 0  | 1   | 8   | 21   | 8   | 0  | 4   | .297 |
| *Mar 18 | at LSU            | 31   | 9   | 13  | 9   | 2  | 0  | 1  | 18  | 3   | 0   | 0  | 0  | 4   | 1   | 0  | 0   | 9   | 21   | 9   | 1  | 9   | .302 |
| *Mar 23 | GEORGIA           | 21   | 0   | 1   | 0   | 0  | 0  | 0  | 1   | 2   | 0   | 0  | 0  | 0   | 1   | 0  | 0   | 6   | 21   | 8   | 1  | 3   | .295 |
| *Mar 23 | GEORGIA           | 33   | 7   | 12  | 7   | 2  | 0  | 2  | 20  | 3   | 1   | 0  | 0  | 0   | 0   | 0  | 1   | 5   | 24   | 10  | 0  | 5   | .298 |
| *Mar 24 | GEORGIA           | 27   | 1   | 6   | 0   | 0  | 0  | 0  | 6   | 2   | 0   | 0  | 0  | 0   | 0   | 0  | 1   | 4   | 21   | 6   | 1  | 7   | .296 |
| *Mar 29 | SOUTH CAROLINA    | 28   | 0   | 5   | 0   | 1  | 0  | 0  | 6   | 0   | 0   | 0  | 1  | 1   | 0   | 0  | 4   | 6   | 27   | 13  | 0  | 2   | .292 |
| *Mar 30 | SOUTH CAROLINA    | 26   | 3   | 5   | 2   | 1  | 0  | 0  | 6   | 5   | 0   | 0  | 0  | 2   | 0   | 1  | 0   | 5   | 21   | 5   | 1  | 10  | .289 |
| *Mar 31 | SOUTH CAROLINA    | 26   | 0   | 6   | 0   | 1  | 0  | 0  | 7   | 0   | 0   | 0  | 0  | 0   | 0   | 0  | 1   | 6   | 21   | 8   | 0  | 5   | .287 |
| Apr 03  | UT MARTIN         | 22   | 1   | 3   | 1   | 3  | 0  | 0  | 6   | 3   | 0   | 1  | 0  | 2   | 1   | 1  | 0   | 4   | 21   | 8   | 2  | 7   | .284 |
| Apr 03  | UT MARTIN         | 25   | 4   | 7   | 4   | 1  | 0  | 1  | 11  | 4   | 0   | 0  | 0  | 0   | 0   | 0  | 0   | 3   | 21   | 9   | 1  | 7   | .283 |
| *Apr 05 | at Alabama        | 27   | 0   | 5   | 0   | 1  | 0  | 0  | 6   | 3   | 0   | 1  | 0  | 1   | 0   | 0  | 0   | 9   | 18   | 6   | 1  | 10  | .281 |
| *Apr 06 | at Alabama        | 27   | 1   | 6   | 0   | 1  | 0  | 0  | 7   | 2   | 0   | 0  | 0  | 0   | 0   | 0  | 0   | 4   | 18   | 8   | 1  | 7   | .279 |
| *Apr 07 | at Alabama        | 29   | 1   | 7   | 1   | 1  | 0  | 0  | 8   | 1   | 0   | 0  | 0  | 2   | 0   | 0  | 0   | 9   | 18   | 12  | 1  | 10  | .278 |
| Apr 12  | WESTERN KENTU     | 23   | 0   | 3   | 0   | 2  | 0  | 0  | 5   | 1   | 0   | 0  | 0  | 0   | 0   | 0  | 0   | 4   | 21   | 9   | 2  | 3   | .275 |
| Apr 13  | WESTERN KENTU     | 25   | 11  | 12  | 11  | 2  | 2  | 1  | 21  | 5   | 0   | 0  | 0  | 2   | 0   | 1  | 1   | 3   | 18   | 10  | 0  | 7   | .280 |
| Apr 14  | WESTERN KENTU     | 21   | 12  | 11  | 12  | 0  | 0  | 3  | 20  | 2   | 0   | 0  | 0  | 1   | 0   | 1  | 1   | 1   | 15   | 5   | 0  | 1   | .284 |
| Apr 16  | LOUISIANA TECH    | 28   | 7   | 11  | 7   | 2  | 0  | 3  | 22  | 3   | 0   | 0  | 0  | 0   | 0   | 1  | 0   | 2   | 21   | 6   | 0  | 7   | .287 |
| Apr 16  | LOUISIANA TECH    | 51   | 6   | 14  | 6   | 0  | 0  | 1  | 17  | 6   | 0   | 0  | 0  | 1   | 1   | 0  | 1   | 6   | 39   | 13  | 2  | 15  | .286 |
| *Apr 19 | at Texas A&M      | 23   | 2   | 4   | 2   | 0  | 0  | 1  | 7   | 3   | 0   | 0  | 0  | 2   | 2   | 0  | 0   | 7   | 18   | 3   | 3  | 7   | .284 |
| *Apr 20 | at Texas A&M      | 21   | 2   | 2   | 2   | 0  | 0  | 1  | 5   | 7   | 0   | 0  | 1  | 1   | 0   | 0  | 2   | 5   | 18   | 8   | 2  | 6   | .281 |
| *Apr 21 | at Texas A&M      | 22   | 0   | 2   | 0   | 1  | 0  | 0  | 3   | 3   | 0   | 0  | 0  | 0   | 1   | 0  | 0   | 7   | 18   | 9   | 1  | 5   | .278 |
| Apr 23  | SOUTHERN MISS     | 22   | 7   | 7   | 7   | 0  | 0  | 2  | 13  | 2   | 0   | 1  | 0  | 1   | 2   | 1  | 0   | 4   | 21   | 10  | 2  | 3   | .278 |
| *Apr 26 | AUBURN            | 40   | 1   | 7   | 1   | 1  | 1  | 0  | 10  | 5   | 2   | 0  | 0  | 2   | 1   | 0  | 0   | 20  | 33   | 10  | 1  | 14  | .275 |
| *Apr 27 | AUBURN            | 22   | 4   | 4   | 3   | 0  | 0  | 1  | 7   | 3   | 0   | 0  | 0  | 0   | 2   | 1  | 0   | 5   | 21   | 5   | 0  | 6   | .274 |
| *Apr 28 | AUBURN            | 25   | 7   | 9   | 6   | 0  | 0  | 3  | 18  | 2   | 0   | 0  | 0  | 0   | 1   | 0  | 1   | 4   | 21   | 4   | 1  | 3   | .275 |
| Totals  |                   | 1355 | 235 | 373 | 214 | 57 | 6  | 39 | 559 | 169 | 5   | 33 | 9  | 46  | 32  | 11 | 21  | 240 | 1051 | 398 | 49 | 344 | .275 |


RADIO/TV ROSTER



**1** JALIA LASSITER  
So. • UT • 5-7




**2** MA'NIA WOMACK  
Fr. • UT • 5-8



**6** JADEN PONE  
Jr. • UT • 5-3



**8** ANNIE ORMAN  
Jr. • OF • 5-7




**9** PAIGE SMITH  
Sr.\* • INF • 5-5




**10** DELANEY RUMMELL  
Sr. • INF • 5-6




**11** HALLIE BURNS  
Fr. • RHP • 5-3




**12** STELLA GIDCUMB  
Fr. • UT • 5-8



**15** MAKENNA KLIETHERMES  
Sr. • RHP • 5-10



**16** BRIANNA LOPEZ  
Jr. • LHP • 5-7



**17** CATELYN RILEY  
Jr. • RHP/DP • 5-10



**18** AYNSLIE FURBUSH  
Sr. • RHP/UT • 5-8



**20** JAMIE MACKAY  
So. • C • 5-10



**21** GRACE THOMPSON  
R-Fr. • INF • 5-8




**22** TAYLOR MALVIN  
So. • OF • 5-6



**23** GRACE SPARKS  
So. • RHP • 5-10



**25** TENLY GRISHAM  
So. • INF • 5-4



**26** ANGELINA DELEON  
Jr. • INF • 5-5



**28** RYAN STARR  
So. • INF • 5-3




**31** LEXIE BRADY  
Jr. • C/UT • 5-9



**33** ALEXA ROSALES  
Fr. • OF • 5-6



JAMIE TRACHSEL  
Head Coach



DANIEL NICOLAISEN  
Assistant Coach



KARL GOLLAN  
Assistant Coach



DJ SANDERS  
Assistant Coach