



PRESENTED BY TYSON FOODS

2024 RECORD BOOK



MEN

COURSE HISTORY BY YEAR

Oct. 5-7, 2020	Field: 14	Blessings Golf Club	Par 72	7,503 yards
Oct. 4-6, 2021	Field: 10	Blessings Golf Club	Par 72	7,700 yards
Oct. 3-5, 2022	Field: 11	Blessings Golf Club	Par 72	7,700 yards
Oct. 2-3, 2023	Field: 9	Blessings Golf Club	Par 72	7,720 yards

TEAM CHAMPIONS BY YEAR

2020	Alabama	291	282	295	868	+4
2021	ARKANSAS	278	287	281	846	-18
2022	Texas A&M	292	273	288	853	-11
2023	ARKANSAS	279	284	Rain	563	-13

INDIVIDUAL CHAMPIONS BY YEAR

2020	Alex Goff (Kentucky)	69	65	76	210	-6
2021	Luke Long (Arkansas)	67	67	71	205	-11
2022	Daniel Rodrigues (Texas A&M)	69	66	70	205	-11
2023	John Driscoll III (Arkansas)	68	68	Rain	136	-8

INDIVIDUAL SCORING RECORDS

LOW 18						
65 (-7)	Sarut Vongchaisit (Ole Miss)	2022	RD3			
65 (-7)	Gunnar Broin (Kansas)	2022	RD1			
65 (-7)	Ryan Gerard (North Carolina)	2021	RD3			
65 (-7)	Jackson Suber (Ole Miss)	2021	RD2			
65 (-7)	Alex Goff (Kentucky)	2020	RD2			
LOW 36						
134 (-10)	Luke Long (Arkansas)	2021	67-67			
134 (-10)	Alex Goff (Kentucky)	2020	69-65			
LOW 54						
205 (-11)	Daniel Rodrigues (Texas A&M)	2022	69-66-70			
205 (-11)	Luke Long (Arkansas)	2021	67-67-71			

TEAM SCORING RECORDS

LOW 18			
273 (-16)	Texas A&M	2022	RD2
LOW 36			
563 (-13)	ARKANSAS	2023	279-284
LOW 54			
846 (-18)	ARKANSAS	2021	278-287-281

LARGEST TEAM MARGIN OF VICTORY

School	Year	Score	2nd	Margin
Texas A&M	2022	853	(873)	20
ARKANSAS	2021	846	(859)	13

LARGEST INDIVIDUAL MARGIN OF VICTORY

Player	Year	Score	2nd	Margin
John Driscoll III (Arkansas) - only played 36 holes	2023	136	(140)	4
Luke Long (Arkansas)	2021	205	(208)	3
Daniel Rodrigues (Texas A&M)	2022	205	(207)	2
Alex Goff (Kentucky)	2020	210	(212)	2

HOLES IN ONE

Player	Year (Rd)	Hole	Yardage	VIDEO
Mateo Fernandez de Oliveira (ARK-M)	2021 (3)	13	225	VIDEO
Hugo Townsend (Ole Miss-M)	2022 (1)	13	225	VIDEO
Manuel Lozada (ARK-M)	2023 (1)	13	225	VIDEO

WOMEN

COURSE HISTORY BY YEAR

Oct. 5-7, 2020	Field: 14	Blessings Golf Club	Par 72	6,171 yards
Oct. 4-6, 2021	Field: 10	Blessings Golf Club	Par 72	6,455 yards
Oct. 3-5, 2022	Field: 11	Blessings Golf Club	Par 72	6,422 yards
Oct. 2-3, 2023	Field: 9	Blessings Golf Club	Par 72	6,503 yards

TEAM CHAMPIONS BY YEAR

2020	ARKANSAS	289	287	288	864	E
2021	ARKANSAS	295	274	286	855	-9
2022	Mississippi State	287	306	286	879	-2
2023	ARKANSAS	285	280	Rain	565	-11

INDIVIDUAL CHAMPIONS BY YEAR

2020	Brooke Matthews (Arkansas)	67	66	73	206	-10
2021	Brooke Matthews (Arkansas)	72	66	74	212	-4
2022	Julia Lopez Ramirez (Mississippi State)	65	77	66	208	-8
2023	Maria Jose Marin (Arkansas)	67	67	Rain	134	-10

INDIVIDUAL SCORING RECORDS

LOW 18					
65 (-7)	Julia Lopez Ramirez (Miss State)	2022	RD1		
LOW 36					
133 (-11)	Brooke Matthews (Arkansas)	2020	67-66		
LOW 54					
206 (-10)	Brooke Matthews (Arkansas)	2020	67-66-73		

TEAM SCORING RECORDS

LOW 18			
280 (-8)	ARKANSAS	2023	RD2
LOW 36			
565 (-11)	ARKANSAS	2023	285-280
LOW 54			
855 (-9)	ARKANSAS	2021	295-274-286

LARGEST TEAM MARGIN OF VICTORY

School	Year	Score	2nd	Margin
ARKANSAS	2021	855	(874)	19
ARKANSAS	2020	864	(882)	18

LARGEST INDIVIDUAL MARGIN OF VICTORY

Player	Year	Score	2nd	Margin
Julia Lopez Ramirez (Mississippi State)	2022	208	(214)	6
Brooke Matthews (Arkansas)	2020	206	(211)	5
Brooke Matthews (Arkansas)	2021	212	(216)	4

COMBINED

TEAM CHAMPIONS BY YEAR

2020	ARKANSAS	580	569	583	1732	+4
2021	ARKANSAS	573	561	567	1701	-27
2022	Texas A&M	593	566	589	1747	+20
2023	ARKANSAS	564	564	Rain	1128	-24

INDIVIDUAL BEST BALL CHAMPIONS BY YEAR

2020	Julian Perico / Brooke Matthews (Arkansas) - won scorecard playoff	-22
2021	Mateo Fernandez de Oliveira / Brooke Matthews (Arkansas)	-25
2022	William Wann / Julia Lopez Rameriz (Mississippi State)	-23
2023	John Driscoll III / Maria Jose Marin (Arkansas)	-20

LOW IND. ROUNDS**MEN**

Sarut Vongchaisit	Ole Miss	2022	RD3	65	-7
Gunnar Broin	Kansas	2022	RD1	65	-7
Ryan Gerard	North Carolina	2021	RD3	65	-7
Alex Goff	Kentucky	2020	RD2	65	-7
Jackson Suber	Ole Miss	2021	RD2	65	-7
Daniel Rodrigues	Texas A&M	2022	RD3	66	-6
Hunter Logan	Miss State	2023	RD2	67	-5
Finn Koelle	Washington	2023	RD2	67	-5
Diego Prone	North Texas	2023	RD2	67	-5
Phichaksn Maichon	Texas A&M	2022	RD2	67	-5
Caden Fioroni	UNLV	2022	RD1	67	-5
Yuki Moriyama	UNLV	2022	RD1	67	-5
Adrien Dumont de Chassart	Illinois	2021	RD2	67	-5
Luke Long	Arkansas	2021	RD2	67	-5
Luke Long	Arkansas	2021	RD1	67	-5

LOW IND. 36-HOLE SCORES**MEN**

Luke Long	2021	Arkansas	67	67	134	-10
Alex Goff	2020	Kentucky	69	65	134	-10
Daniel Rodrigues	2022	Texas A&M	69	66	135	-9
John Driscoll III	2023	Arkansas	68	68	136	-8
Gunnar Broin	2022	Kansas	65	71	136	-8
Chase Sienkiewicz	2021	Arizona	69	68	137	-7
Jackson Suber	2021	Ole Miss	73	65	138	-6
Piercen Hunt	2021	Illinois	69	69	138	-6
Austin Greaser	2021	North Carolina	69	69	138	-6
Jiri Zuska	2021	Louisville	69	69	138	-6
Ford Clegg	2021	Mississippi St	70	68	138	-6

LOW IND. 54-HOLE SCORES**MEN**

Daniel Rodriguez	2022	Texas A&M	69	66	70	205	-11
Luke Long	2021	Arkansas	67	67	71	205	-11
Sarut Vongchaisit	2022	Ole Miss	71	71	65	207	-9
Chase Sienkiewicz	2021	Arizona	69	68	71	208	-8
Mateo Fernandez De Oliveira	2021	Arkansas	69	71	68	208	-8
Caden Fioroni	2022	UNLV	67	72	70	209	-7
Spencer Cross	2021	Tennessee	71	68	70	209	-7
Piercen Hunt	2021	Illinois	69	69	71	209	-7

LOW TEAM ROUNDS**MEN**

Texas A&M	2022	RD2	273	-15
Arkansas	2021	RD1	278	-10
Arkansas	2023	RD1	279	-9
Illinois	2021	RD2	280	-8
Tennessee	2020	RD1	280	-8
Mississippi State	2023	RD2	281	-7
Washington	2023	RD2	281	-7
Arkansas	2021	RD3	281	-7
Tennessee	2021	RD2	281	-7

LOW TEAM 36-HOLE SCORES**MEN**

Arkansas	2023	279	284	563	-13
Texas A&M	2022	292	273	565	-11
Arkansas	2021	278	287	565	-11
Illinois	2021	286	280	566	-10
Ole Miss	2021	285	282	567	-9
Mississippi State	2023	288	281	569	-7
Tennessee	2021	288	281	569	-7

LOW TEAM 54-HOLE SCORES**MEN**

Arkansas	2021	278	287	281	846	-18
Texas A&M	2022	292	273	288	853	-11
Arizona	2021	291	286	282	859	-5
Ole Miss	2021	285	282	294	861	-3
Tennessee	2021	288	281	294	863	-1
North Carolina	2021	292	282	289	863	-1
Illinois	2021	286	280	297	863	-1

LOW IND. ROUNDS**WOMEN**

Julia Lopez Ramirez	Miss State	2022	RD1	65	-7
Julia Lopez Ramirez	Miss State	2023	RD2	66	-6
Julia Lopez Ramirez	Miss State	2022	RD3	66	-6
Brooke Matthews	Arkansas	2021	RD2	66	-6
Brooke Matthews	Arkansas	2020	RD2	66	-6
Maria Jose Marin	Arkansas	2023	RD1	67	-5
Maria Jose Marin	Arkansas	2023	RD2	67	-5
Chloe Holder	Clemson	2023	RD2	67	-5
Brooke Matthews	Arkansas	2020	RD1	67	-5
Ingrid Lindblad	LSU	2020	RD1	67	-5
Ela Anacona	Arkansas	2023	RD1	68	-4
Chiara Tamburlini	Ole Miss	2022	RD3	68	-4
Miriam Ayora	Arkansas	2021	RD2	68	-4
Julia Gregg	Arkansas	2021	RD2	68	-4
Pimnipa Panthong	South Carolina	2020	RD2	68	-4

LOW IND. 36-HOLE SCORES**WOMEN**

Brooke Matthews	2020	Arkansas	67	66	133	-11
Maria Jose Marin	2023	Arkansas	67	67	134	-10
Julia Lopez Ramirez	2023	Miss State	71	66	137	-7
Brooke Matthews	2021	Arkansas	72	66	138	-6
Ingrid Lindblad	2020	LSU	67	71	138	-6
Miriam Ayora	2023	Arkansas	70	70	140	-4
Andrea Lignell	2022	Ole Miss	71	69	140	-4
Ela Anacona	2023	Arkansas	68	73	141	-3
Alessia Nobile	2021	UCLA	69	72	141	-3

LOW IND. 54-HOLE SCORES**WOMEN**

Brooke Matthews	2020	Arkansas	67	66	73	206	-10
Julia Lopez Rameriz	2022	Miss State	65	77	66	208	-8
Ingrid Lindblad	2021	LSU	67	71	73	211	-5
Brooke Matthews	2021	Arkansas	72	66	74	212	-4
Andrea Lignell	2022	Ole Miss	71	69	74	214	-2
Alessia Nobile	2021	UCLA	69	72	75	216	E
Cory Lopez	2021	Arkansas	73	69	74	216	E
Pimnipa Panthong	2020	South Carolina	78	70	68	216	E
Annie Kim	2021	Houston	73	69	75	217	+1

LOW TEAM ROUNDS**WOMEN**

Arkansas	2023	RD2	280	-8
Texas Tech	2021	RD2	282	-6
Clemson	2022	RD2	283	-5
Arkansas	2023	RD1	285	-3
Mississippi State	2022	RD3	286	-2
Arkansas	2021	RD3	286	-2
UCLA	2022	RD2	287	-1
Mississippi State	2022	RD1	287	-1
Arkansas	2020	RD2	287	-1
South Carolina	2020	RD2	287	-1

LOW TEAM 36-HOLE SCORES**WOMEN**

Arkansas	2023	285	280	565	-11
Arkansas	2021	295	274	569	-7
Arkansas	2020	289	287	576	E
Mississippi State	2023	289	290	579	+3
UCLA	2021	289	291	580	+4
Clemson	2023	303	283	586	+10
LSU	2020	293	293	586	+10

LOW TEAM 54-HOLE SCORES**WOMEN**

Arkansas	2020	289	287	288	864	E
Arkansas	2021	295	274	286	855	-9
UCLA	2021	289	291	294	874	+10
Mississippi State	2022	287	306	386	879	+15
Texas Tech	2021	306	282	293	881	+17
LSU	2020	293	293	296	882	+18

LOW FINAL BEST BALL SCORES COMBINED

Fernandez De Oliveira (M) / Matthews (W) (1)	2021	Arkansas	-25
Suber (M) / Johnson (W) (1)	2021	Ole Miss	-24
Bling (M) / Nobile (W) (1)	2021	UCLA	-24
Sienkiewicz (M) / Hou (W) (2)	2021	Arizona	-24
Wann (M) / Lopez Ramirez (W) (5)	2022	Miss State	-23
Long (M) / Lopez (W) (4)	2021	Arkansas	-22
Perico (M) / Matthews (W) (1)	2020	Arkansas	-22
Winstead (M) / Lindblad (W) (1)	2020	LSU	-22
Greaser (M) / Smith (W) (2)	2021	N. Carolina	-21
Lozada (M) / Anacona (W) (3)	2020	Arkansas	-21
Proveaux (M) / Roussin-Bouchard (W) (4)	2020	S. Carolina	-21
Driscoll (M) / Jose Marin (W)	2023	Arkansas	-20
Olivia Pinto (M) / Gregg (W) (2)	2021	Arkansas	-20
Gerard (M) / Junkkari (W) (1)	2021	N. Carolina	-20
Aberg (M) / Taylor (W) (1)	2021	Texas Tech	-20
Thompson (M) / Don (W) (1)	2020	Georgia	-20
Goff (M) / Svejgaard (W) (1)	2020	Kentucky	-20

LOW FINAL TEAM SCORES COMBINED

Arkansas	2021	1701	-27
Arkansas *	2023	1128	-24
Arkansas	2020	1740	+12
Texas A&M	2022	1748	+20
Arizona	2021	1748	+20
Texas Tech	2021	1748	+20
UCLA	2021	1753	+25
Ole Miss	2022	1758	+30
Mississippi State	2022	1762	+34
Ole Miss	2021	1763	+35
South Carolina	2020	1763	+35
Arkansas	2022	1764	+36

* only played 36 holes due to rain



ALL-TIME TEAM FINISHES

MEN

Alabama	2020	1st	868	+4
Arizona	2021	2nd	859	-5
Auburn	2020	10th	892	+28
Arkansas	2020	3rd	876	+12
	2021	1st	846	-18
	2022	3rd	875	+11
	2023	1st	563	-13
Cal	2022	T9th	903	+39
Central Florida	2022	11th	904	+40
Clemson	2022	4th	882	+18
	2023	6th	593	+17
Florida	2020	12th	894	+30
Georgia	2020	11th	893	+29
Houston	2021	10th	896	+32
Illinois	2021	T4th	863	-1
Kansas	2022	7th	894	+30
Kentucky	2020	8th	885	+21
	2023	4th	590	+14
LSU	2020	7th	883	+19
Louisville	2021	8th	878	+14
	2022	6th	888	+24
Minnesota	2023	5th	591	+15
Ole Miss	2020	14th	916	+52
	2021	3rd	861	-3
	2022	2nd	873	+9
Mississippi State	2020	9th	890	+26
	2022	5th	883	+19
	2023	2nd	569	-7
Missouri	2020	13th	904	+40
North Carolina	2021	T4th	863	-1
NC State	2023	7th	594	+18
North Texas	2023	9th	604	+28
Tennessee	2020	2nd	873	+9
	2021	T4th	863	-1
South Carolina	2020	4th	878	+14
	2023	8th	600	+24
Texas A&M	2020	T5th	882	+18
	2022	1st	583	-11
Texas Tech	2021	7th	867	+3
UCLA	2021	9th	879	+15
	2022	8th	898	+34
UNLV	2022	T9th	903	+39
Vanderbilt	2020	T5th	882	+18
Washington	2023	3rd	577	+1


WOMEN

Alabama	2020	10th	918	+54
Arizona	2021	4th	889	+25
Auburn	2020	7th	904	+40
Arkansas	2020	1st	864	E
	2021	1st	855	-9
	2022	3rd	889	+25
	2023	1st	565	-11
Cal	2022	7th	914	+50
Central Florida	2022	10th	926	+62
Clemson	2022	6th	905	+41
	2023	3rd	586	+10
Florida	2020	6th	902	+38
Georgia	2020	5th	895	+31
Houston	2021	8th	909	+45
Illinois	2021	T6th	906	+42
Kansas	2022	11th	928	+64
Kentucky	2020	8th	912	+48
	2023	9th	614	+38
LSU	2020	2nd	882	+18
Louisville	2021	T6th	906	+42
	2022	9th	920	+56
Minnesota	2023	8th	610	+34
Ole Miss	2020	4th	888	+24
	2021	5th	902	+38
	2022	2nd	885	+21
Mississippi State	2020	13th	938	+74
	2022	1st	879	+15
	2023	2nd	579	+3
Missouri	2020	14th	980	+116
North Carolina	2021	9th	916	+52
NC State	2023	7th	603	+27
North Texas	2023	5th	596	+17
Tennessee	2020	T11th	924	+60
	2021	10th	928	+64
South Carolina	2020	3rd	885	+21
	2023	4th	9	+13
Texas A&M	2020	T11th	924	+60
	2022	5th	895	+31
Texas Tech	2021	3rd	881	+17
UCLA	2021	2nd	874	+10
	2022	4th	893	+29
UNLV	2022	8th	918	+54
Vanderbilt	2020	9th	915	+51
Washington	2023	6th	596	+20

COMBINED

Alabama	2020	4th	1786	+58
Arizona	2021	T2nd	1748	+20
Auburn	2020	T6th	1796	+68
Arkansas	2020	1st	1740	+12
	2021	1st	1701	-27
	2022	4th	1764	+36
	2023	1st	1128	-24
Cal	2022	8th	1817	+89
Central Florida	2022	11th	1930	+102
Clemson	2022	5th	1787	+59
	2023	4th	1179	+27
Florida	2020	T6th	1796	+68
Georgia	2020	5th	1788	+60
Houston	2021	10th	1805	+77
Illinois	2021	6th	1769	+41
Kansas	2022	10th	1822	+94
Kentucky	2020	T8th	1797	+69
	2023	9th	1204	+52
LSU	2020	3rd	1765	+37
Louisville	2021	8th	1784	+56
	2022	7th	1808	+80
Minnesota	2023	8th	1201	+49
Ole Miss	2020	11th	1784	+76
	2021	5th	1763	+35
	2022	2nd	1758	+30
Mississippi State	2020	13th	1828	+100
	2022	3rd	1762	+34
	2023	2nd	1148	-4
Missouri	2020	14th	1884	+156
North Carolina	2021	7th	1779	+51
NC State	2023	T6th	1197	+45
North Texas	2023	T6th	1197	+45
Tennessee	2020	T8th	1797	+69
	2021	9th	1791	+63
South Carolina	2020	2nd	1763	+35
	2023	5th	1189	+37
Texas A&M	2020	12th	1806	+78
	2021	1st	1748	+20
Texas Tech	2021	T2nd	1748	+20
UCLA	2021	4th	1753	+25
	2022	6th	1791	+63
UNLV	2022	9th	1821	+93
Vanderbilt	2020	T8th	1797	+69
Washington	2023	3rd	1173	+21





2020 MEN'S TEAM • ALABAMA CRIMSON TIDE



2020 WOMEN'S TEAM • ARKANSAS RAZORBACKS



2020 TEAM COMBINED • ARKANSAS RAZORBACKS



2020 MEN'S MEDALIST
Alex Goff
Kentucky



2020 WOMEN'S MEDALIST
Brooke Matthews
Arkansas



2020 BEST BALL
Arkansas
Brooke Matthews
Julian Perico



2021 MEN'S TEAM • ARKANSAS RAZORBACKS



2021 WOMEN'S TEAM • ARKANSAS RAZORBACKS



2021 TEAM COMBINED • ARKANSAS RAZORBACKS




2021 MEN'S MEDALIST
Luke Long
Arkansas




2021 WOMEN'S MEDALIST
Brooke Matthews
Arkansas



2021 BEST BALL
Brooke Matthews
Mateo Fernandez de Oliveira
Arkansas



2022 MEN'S TEAM • TEXAS A&M AGGIES



2022 WOMEN'S TEAM • MISSISSIPPI STATE BULLDOGS



2022 TEAM COMBINED • TEXAS A&M AGGIES



2022 MEN'S MEDALIST
Daniel Rodrigues
Texas A&M



2022 WOMEN'S MEDALIST
Julia Lopez Ramirez
Mississippi State



2022 BEST BALL MISSISSIPPI STATE
Julia Lopez Ramirez
William Wann



2023 MEN'S TEAM • ARKANSAS RAZORBACKS



2023 WOMEN'S TEAM • ARKANSAS RAZORBACKS




2023 COMBINED • ARKANSAS RAZORBACKS



2023 MEN'S MEDALIST
John Driscoll III
Arkansas



2023 WOMEN'S MEDALIST
Maria Jose Marin
Arkansas



2023 BEST BALL
Maria Jose Marin
John Driscoll III
Arkansas

2021 BLESSINGS COLLEGIATE INVITATIONAL

PRESENTED BY TYSON FOODS



Oct. 4-6
Blessings Golf Club
Fayetteville, Ark.
MEN: Par 72 – 7,700 yards
WOMEN: Par 72 – 6,455 yards



MEN'S TEAM RESULTS

1	Arkansas	278	287	281	846	-18
2	Arizona	291	286	282	859	-5
3	Ole Miss	285	282	294	861	-3
T4	Tennessee	288	281	294	863	-1
T4	North Carolina	292	282	289	863	-1
T4	Illinois	286	280	297	863	-1
7	Texas Tech	289	292	286	867	+3
8	Louisville	297	286	295	878	+14
9	UCLA	293	289	297	879	+15
10	Houston	303	299	294	896	+32

WOMEN'S TEAM RESULTS

1	Arkansas	295	274	286	855	-9
2	UCLA	289	291	294	874	+10
3	Texas Tech	306	282	293	881	+17
4	Arizona	308	292	289	889	+25
5	Ole Miss	309	298	295	902	+38
T6	Louisville	303	295	308	906	+42
T6	Illinois	305	305	296	906	+42
8	Houston	305	297	307	909	+45
9	North Carolina	312	295	309	916	+52
10	Tennessee	320	298	310	928	+64

COMBINED TEAM SCORES

1	Arkansas	573	561	567	1701	-27
T2	Arizona	599	578	571	1748	+20
T2	Texas Tech	595	574	579	1748	+20
4	UCLA	582	580	591	1753	+25
5	Ole Miss	594	580	589	1763	+35
6	Illinois	591	585	593	1769	+41
7	North Carolina	604	577	598	1779	+51
8	Louisville	600	581	603	1784	+56
9	Tennessee	608	579	604	1791	+63
10	Houston	608	596	601	1805	+77

BEST BALL RESULTS (TOP 5)

1	Fernandez De Oliveira / Matthews (1)	Arkansas	-25
T2	Suber / Johnson (1)	Ole Miss	-24
T2	Bling / Nobilio (1)	UCLA	-24
T2	Sienkiewicz / Hou (2)	Arizona	-24
5	Long / Lopez (4)	Arkansas	-22

1	Luke Long	Arkansas	67	67	71	205	-11
T2	Mateo Fernandez De Oliveira	Arkansas	69	71	68	208	-8
T2	Chase Sienkiewicz	Arizona	69	68	71	208	-8
T4	Spencer Cross	Tennessee	71	68	70	209	-7
T4	Piercen Hunt	Illinois	69	69	71	209	-7
T6	Ryan Gerard	N. Carolina	76	69	65	210	-6
T6	Jackson Suber	Ole Miss	73	65	72	210	-6
8	Tyler Johnson	Tennessee	71	69	72	212	-4
T9	Austin Greaser	N. Carolina	69	69	75	213	-3
T9	Ludvig Aberg	Texas Tech	72	71	70	213	-3
T9	Jiri Zuska	Louisville	69	69	75	213	-3
T12	Peter Fountain	N. Carolina	71	71	72	214	-2
T12	Brett Schell	Ole Miss	71	70	73	214	-2
14	Adrien Dumont de Chassart	Illinois	72	67	76	215	-1
T15	Aidric Chan	Arizona	77	69	70	216	E
T15	Chris Francoeur	Louisville	72	73	71	216	E
T15	Segundo Oliva Pinto	Arkansas	69	77	70	216	E
18	Calum Scott	Texas Tech	74	73	70	217	+1
19	Christian Banke	Arizona	73	75	70	218	+2
T20	Devon Bling	UCLA	70	75	74	219	+3
T20	Tommy Kuhl	Illinois	73	69	77	219	+3
T22	Jackson Norwich	Arizona	74	75	71	220	+4
T22	Baard Skogen	Texas Tech	71	73	76	220	+4
T22	Jerry Ji	Illinois	72	75	73	220	+4
T25	Bryan Wiyang Teoh	UCLA	77	72	72	221	+5
T25	Kyle Hogan	Texas Tech	72	75	74	221	+5
T27	Eddy Lai	UCLA	74	70	78	222	+6
T27	Jake Hall	Tennessee	72	72	78	222	+6
T27	Sarut Vongchaisit	Ole Miss	71	78	73	222	+6
T27	Evan Brown	Ole Miss	70	76	76	222	+6
T27	Andrew Gibson	Houston	77	74	71	222	+6
T32	Alvaro Mueller-Baumgart	UCLA	75	75	73	223	+7
T32	Kye Meeks	Ole Miss	75	71	77	223	+7
T34	Sam Sommerhauser	Arizona	75	74	75	224	+8
T34	Bryce Lewis	Tennessee	76	72	76	224	+8
T34	Hunter Wolcott	Tennessee	74	74	76	224	+8
T34	Juan Camilo Vesga *	Arkansas	77	74	73	224	+8
T38	Walker Franklin	Louisville	79	71	75	225	+9
T38	Braxton Watkins	Houston	76	76	73	225	+9
T38	Wil Gibson	Arkansas	78	75	72	225	+9
T38	Julian Perico	Arkansas	73	74	78	225	+9
T42	Max Kennedy	Louisville	77	75	74	226	+10
T42	Alexander Frances	Houston	75	74	77	226	+10
44	David Ford	N. Carolina	76	74	77	227	+11
T45	Pablo Ereno	UCLA	74	72	82	228	+12
T45	Ryan Burnett	N. Carolina	78	73	77	228	+12
T45	Garrett Martin	Texas Tech	78	78	72	228	+12
T45	Austyn Reily	Houston	79	76	73	228	+12
49	John Daly II *	Arkansas	83	68	78	229	+13
50	Jacob Borow	Houston	75	75	80	230	+14
T51	Hugh O'Hare	Louisville	82	73	77	232	+16
T51	Dylan Keating	Illinois	75	79	78	232	+16

* - played as individual

1	Brooke Matthews	Arkansas	72	66	74	212	-4
T2	Cory Lopez	Arkansas	73	69	74	216	E
T2	Alessia Nobilio	UCLA	69	72	75	216	E
T4	Annie Kim	Houston	73	69	75	217	+1
T4	Linyu (Anna) Dong	Texas Tech	77	69	71	217	+1
T4	Gala Dumez	Texas Tech	76	71	70	217	+1
T4	Ty Akabane	UCLA	74	72	71	217	+1
T4	Kajal Mistry	Arkansas	76	71	70	217	+1
T9	Miriam Ayora	Arkansas	74	68	76	218	+2
T9	Hana Ryskova	Louisville	71	74	73	218	+2
T11	Amy Taylor	Texas Tech	75	69	75	219	+3
T11	Emma Spitz	UCLA	72	74	73	219	+3
13	Vivian Hou	Arizona	79	73	69	221	+5
T14	Carolina Melgrati	Arizona	76	74	72	222	+6
T14	Chiara Tamburlini	Ole Miss	74	75	73	222	+6
T14	Crystal Wang	Illinois	74	75	73	222	+6
T17	Lilas Pinthier	Arizona	75	74	74	223	+7
T17	Julia Johnson	Ole Miss	76	75	72	223	+7
T17	Julia Gregg	Arkansas	79	76	68	223	+7
T20	Kendall Griffin	Louisville	77	72	75	224	+8
T20	Kayla Smith	N. Carolina	78	73	73	224	+8
T20	Kornkamol Sukaree	Illinois	75	77	72	224	+8
T23	YuSang Hou	Arizona	79	73	74	226	+10
T23	Zoe Campos	UCLA	74	77	75	226	+10
25	Delaney Martin	Houston	75	74	78	227	+11
T26	Gile Bite Starkute	Arizona	78	72	78	228	+12
T26	Krista Junkkari	N. Carolina	78	76	74	228	+12
T26	Chiara Holder	Texas Tech	78	73	77	228	+12
T26	Ffion Tynan *	Arkansas	80	75	73	228	+12
T30	Karen Fredgaard	Houston	80	75	74	229	+13
T30	McKinley Cunningham	Ole Miss	75	77	77	229	+13
T32	Lauren Thibodeau	Louisville	77	74	79	230	+14
T32	Stephany Kim	N. Carolina	77	74	79	230	+14
T32	Nicole Whiston	Tennessee	78	74	78	230	+14
T35	Isabel Sy	Illinois	82	77	72	231	+15
T35	Hadley Walts	Tennessee	82	73	76	231	+15
37	Andrea Lignell	Ole Miss	85	74	73	232	+16
T38	Cecilie Nielsen	Texas Tech	79	74	80	233	+17
T38	Bailey Davis	Tennessee	77	75	81	233	+17
40	Crista Izuzquiza	N. Carolina	79	72	83	234	+18
T41	Carmen Griffiths	Louisville	78	75	82	235	+19
T41	Siyan Chen	Illinois	77	76	82	235	+19
T41	Caroline Canales	UCLA	82	73	80	235	+19
T41	Kayla Holden	Tennessee	83	77	75	235	+19
45	Smilla Sonderby	Ole Miss	84	74	78	236	+20
46	Lexanne Halama	Illinois	79	79	79	237	+21
47	Mairead Martin	Louisville	80	79	81	240	+24
48	Maria Jose Martinez	Houston	82	79	80	241	+25
49	Ximena Gonzalez *	Arkansas	81	79	83	243	+27
50	Ariana Saenz	Houston	77	82	85	244	+28
51	Vanessa Gilly	Tennessee	90	76	82	248	+32
52	Natalia Aseguinolaza	N. Carolina	82	83	84	249	+33

* - played as individual

2022 BLESSINGS COLLEGIATE INVITATIONAL

PRESENTED BY TYSON FOODS



Oct. 3-5
Blessings Golf Club
Fayetteville, Ark.
MEN: Par 72 – 7,700 yards
WOMEN: Par 72 – 6,422 yards



MEN'S TEAM RESULTS

1	Texas A&M	292	273	288	853	-11
2	Ole Miss	297	291	285	873	+9
3	Arkansas	284	293	298	875	+11
4	Clemson	292	297	293	882	+18
5	Mississippi State	300	285	298	883	+19
6	Louisville	295	301	292	888	+24
7	Kansas	286	310	298	894	+30
8	UCLA	304	299	295	898	+34
T9	California	309	296	298	903	+39
T9	UNLV	296	309	298	903	+39
11	UCF	307	302	295	904	+40

WOMEN'S TEAM RESULTS

1	Mississippi State	287	306	286	879	+15
2	Ole Miss	296	295	294	885	+21
3	Arkansas	299	302	288	889	+25
4	UCLA	312	287	294	893	+29
5	Texas A&M	301	293	301	895	+31
6	Clemson	308	291	306	905	+41
7	California	305	307	302	914	+50
8	UNLV	304	309	305	918	+54
9	Louisville	323	305	292	920	+56
10	UCF	319	299	308	926	+62
11	Kansas	322	302	304	928	+64

COMBINED TEAM SCORES

1	Texas A&M	593	566	589	1748	+20
2	Ole Miss	593	586	579	1758	+30
3	Mississippi State	587	591	584	1762	+34
4	Arkansas	583	595	586	1764	+36
5	Clemson	600	588	599	1787	+59
6	UCLA	616	586	589	1791	+63
7	Louisville	618	606	584	1808	+80
8	California	614	603	600	1817	+89
9	UNLV	600	618	603	1821	+93
10	Kansas	608	612	602	1822	+94
11	UCF	626	601	603	1830	+102

BEST BALL RESULTS (TOP 5)

1	Wann / Lopez Ramirez (5)	Miss State	-23
T2	Vongchaisit / Husted (4)	Ole Miss	-18
T2	Broin / Rothman (2)	Kansas	-18
T4	Bennett / Park (1)	Texas A&M	-17
T4	Perico / Ayora (3)	Arkansas	-17
T4	Maichon / Cernousek (4)	Texas A&M	-17

1	Daniel Rodrigues	Texas A&M	69	66	70	205	-11
2	Sarut Vongchaisit	Ole Miss	71	71	65	207	-9
3	Caden Fioroni	UNLV	67	72	70	209	-7
4	Sam Bennett	Texas A&M	75	68	70	213	-3
T5	Gunnar Broin	Kansas	65	71	78	214	-2
T5	Johnny Travale	UCF	71	75	68	214	-2
T7	Ruan Pretorius	Miss State	72	71	72	215	-1
T7	Julian Perico	Arkansas	71	74	70	215	-1
9	Jonathan Nielsen	Clemson	72	73	71	216	E
10	Max Kennedy	Louisville	74	73	70	217	+1
T11	Jiri Zuska	Louisville	74	75	69	218	+2
T11	Andrew Swanson	Clemson	74	73	71	218	+2
T13	Hugo Townsend	Ole Miss	76	70	73	219	+3
T13	Phichaksn Maichon	Texas A&M	76	67	76	219	+3
T15	Kyle An	UCLA	75	73	72	220	+4
T15	Mateo Fernandez De Oliveira	Arkansas	70	75	75	220	+4
T15	William PAYSSE	Texas A&M	73	72	75	220	+4
T18	Sampson Zheng	California	75	73	73	221	+5
T18	Manuel Lozada	Arkansas	72	74	75	221	+5
T18	Segundo Oliva Pinto	Arkansas	71	70	80	221	+5
T18	Jamie Montojo	Texas A&M	75	73	73	221	+5
T22	Kian Rose	Clemson	72	74	76	222	+6
T22	Aaron Du	California	79	70	73	222	+6
T22	Yuki Moriyama	UNLV	67	80	75	222	+6
T25	William Wann	Miss State	77	71	75	223	+7
T25	Ford Clegg	Miss State	77	70	76	223	+7
T25	Matthew Griggs *	Arkansas	73	72	78	223	+7
T28	Sebastian Moss	Louisville	75	76	73	224	+8
T28	Pablo Ereno	UCLA	76	75	73	224	+8
T30	Tom Fischer	Ole Miss	75	78	72	225	+9
T30	Garrett Endicott	Miss State	74	76	75	225	+9
T30	Christian Castillo *	Arkansas	73	77	75	225	+9
T33	Cecil Belisle	Kansas	77	79	71	227	+11
T33	Cameron Tankersley	Ole Miss	76	73	78	227	+11
T33	Jack Gnam	Ole Miss	75	77	75	227	+11
T36	Sion Audrain	Kansas	75	77	76	228	+12
T36	Omar Morales	UCLA	76	77	75	228	+12
T36	Lincoln Melcher	UCLA	78	74	76	228	+12
39	Mason Greene	UCLA	77	77	75	229	+13
T40	Davis Cooper	Kansas	70	83	77	230	+14
T40	Andrew Tan	Louisville	73	77	80	230	+14
T42	Zack Gordon	Clemson	74	82	75	231	+15
T42	Wil Gibson	Arkansas	74	79	78	231	+15
T42	Egor Eroshenko	UCF	79	75	77	231	+15
T42	Markus Braadlie	UCF	80	75	76	231	+15
46	Luis Carrera	UCF	80	78	74	232	+16
T47	Kuangyu Chen	California	80	74	79	233	+17
T47	Nathan Wang	California	76	79	78	233	+17
T49	Carter Pendley	Clemson	79	77	78	234	+18
T49	Hunter Logan	Miss State	79	73	82	234	+18
51	Inigo Iuzquiza	UNLV	81	78	76	235	+19
52	Juan Camilo Vesga	UCF	77	77	82	236	+20
53	Aaron Jarvis	UNLV	81	79	77	237	+21
T54	William Duquette	Kansas	76	88	74	238	+22
T54	Jeewon Park	California	79	85	74	238	+22
56	Pierce Grieve	Louisville	74	83	84	241	+25
57	Ben Sawaia	UNLV	83	83	82	248	+32

* - played as individual

1	Julia Lopez Ramirez	Miss State	65	77	66	208	-8
2	Andrea Lignell	Ole Miss	71	69	74	214	-2
T3	Chiara Tamburlini	Ole Miss	76	74	68	218	+2
T3	Carmen Griffiths	Louisville	77	72	69	218	+2
T5	Zoe Campos	UCLA	77	73	70	220	+4
T5	Chloe Holder	Clemson	76	70	74	220	+4
T7	Miriam Ayora	Arkansas	72	74	75	221	+5
T7	Tunrada Pidton	UCF	73	74	74	221	+5
T9	Julia Gregg	Arkansas	75	74	73	222	+6
T9	Blanca F. Garcia-Poggio	Texas A&M	78	71	73	222	+6
T11	Jennie Park	Texas A&M	74	72	77	223	+7
T11	Isabell Pellot	Miss State	72	77	74	223	+7
T11	Hannah Levi	Miss State	74	78	71	223	+7
T14	Caroline Canales	UCLA	76	75	73	224	+8
T14	Esme Hamilton	Kansas	76	72	76	224	+8
16	Kendall Todd *	Arkansas	75	75	75	225	+9
17	Giovanna Fernandez	Arkansas	77	77	72	226	+10
T18	Reagan Zibilski	Arkansas	79	77	71	227	+11
T18	Alessia Nobile	UCLA	77	71	79	227	+11
T18	Ty Akabane	UCLA	82	68	77	227	+11
T18	Thienna Huynh	UNLV	73	78	76	227	+11
T18	Hailee Cooper	Texas A&M	78	76	73	227	+11
T18	Natacha Husted	Ole Miss	73	75	79	227	+11
T24	Jieming Yang	California	81	77	70	228	+12
T24	Savannah Grewal	Clemson	77	70	81	228	+12
T26	Annika Borrelli	California	73	72	84	229	+13
T26	Annabelle Pancake	Clemson	76	73	80	229	+13
T26	Adela Cernousek	Texas A&M	71	80	78	229	+13
T26	Anna Nordfors	UCF	78	73	78	229	+13
T26	Ellen Hume	Ole Miss	79	77	73	229	+13
T31	Kajal Mistry	Arkansas	75	83	72	230	+14
T31	McKenzi Hall	UNLV	76	77	77	230	+14
T31	Nicole Lorup	UNLV	76	78	76	230	+14
T31	Meghan Royal *	Arkansas	76	77	77	230	+14
T35	Melena Barrientos	Clemson	79	79	73	231	+15
T35	Veronica Joels	UNLV	79	76	76	231	+15
T35	Abbey Daniel	Miss State	76	74	81	231	+15
T38	Lauren Thibodeau	Louisville	82	79	71	232	+16
T38	Rylee Suttor	Louisville	79	75	78	232	+16
40	Cristina Ochoa	California	76	79	78	233	+17
T41	Jordan Rothman	Kansas	85	76	73	234	+18
T41	Ashley Gilliam	Miss State	77	82	75	234	+18
T43	Mika Jin	California	79	79	77	235	+19
T43	Johanna Ebner	Kansas	78	79	78	235	+19
45	Zoe Slaughter	Texas A&M	82	74	80	236	+20
T46	Adora Liu	California	77	83	77	237	+21
T46	Zoe Allaux	UCF	83	75	79	237	+21
48	Mairead Martin	Louisville	85	79	74	238	+22
49	Molly Hardwick	Ole Miss	76	79	84	239	+23
50	Pimpisa Sisutham	UCF	86	77	77	240	+24
51	Katherine Schuster	Clemson	84	78	79	241	+25
T52	Annabel Wilson	UCLA	83	85	74	242	+26
T52	Phisitkwan Pooratanaopa	Kansas	83	82	77	242	+26
54	Anna Shultse	Kansas	85	75	85	245	+29
55	Morgan Goldstein	UNLV	83	80	83	246	+30
56	Jess Baker	UCF	85	83	79	247	+31
57	Gabbi Bentancourt	Louisville	86	82	80	248	+32

* - played as individual

2023 BLESSINGS COLLEGIATE INVITATIONAL

PRESENTED BY TYSON FOODS

Oct. 2-3

Blessings Golf Club

Fayetteville, Ark.

MEN: Par 72 – 7,720 yards

WOMEN: Par 72 – 6,503 yards

FINAL ROUND RAINED OUT



MEN'S TEAM RESULTS

1	Arkansas "A"	279 284	563	-13
2	Mississippi State	288 281	569	-7
3	Washington	296 281	577	+1
-	Arkansas "B"	296 287	583	+7
4	Kentucky	293 297	590	+14
5	Minnesota	299 292	591	+15
6	Clemson	297 296	593	+17
7	NC State	299 295	594	+18
8	South Carolina	302 298	600	+24
9	North Texas	317 287	604	+28

WOMEN'S TEAM RESULTS

1	Arkansas "A"	285 280	565	-11
2	Mississippi State	289 290	579	+3
3	Clemson	303 283	586	+10
-	Arkansas "B"	291 297	588	+12
4	South Carolina	295 294	589	+13
5	North Texas	304 289	593	+17
6	Washington	295 301	596	+20
7	NC State	301 302	603	+27
8	Minnesota	312 298	610	+34
9	Kentucky	311 303	614	+38

COMBINED TEAM SCORES

1	Arkansas	564 564	1128	-24
2	Mississippi State	577 571	1148	-4
3	Washington	591 582	1173	+21
4	Clemson	600 579	1179	+27
5	South Carolina	597 592	1189	+37
T6	NC State	600 597	1197	+45
T6	North Texas	621 576	1197	+45
8	Minnesota	611 590	1201	+49
9	Kentucky	604 600	1204	+52

BEST BALL RESULTS (TOP 5)

1	Driscoll / Jose Marin (A-1)	Arkansas	-20
2	Logan / Lopez Ramirez (1)	Miss St	-19
T3	Pulcini / Gregg (B-3)	Arkansas	-15
T3	Lefevre / Anacona (B-4)	Arkansas	-15
5	Keever / Holder (3)	Clemson	-14

1	John Driscoll	Arkansas	68 68	136	-8
T2	Alex Goff	Kentucky	70 70	140	-4
T2	Hunter Logan	Miss State	73 67	140	-4
T4	Brock Winter	Minnesota	72 70	142	-2
T4	Manuel Lozada	Arkansas	69 73	142	-2
T6	Ben Warian	Minnesota	71 72	143	-1
T6	Matthis Lefevre *	Arkansas	70 73	143	-1
T6	Pedro Cruz Silva	Miss State	72 71	143	-1
T6	Jonathan Nielsen	Clemson	74 69	143	-1
T6	Petr Hruby	Washington	74 69	143	-1
T11	Mateo Pulcini *	Arkansas	76 68	144	E
T11	Frankie Harris	S. Carolina	73 71	144	E
T11	Harrison Davis	Miss State	72 72	144	E
T11	John Daly II	Arkansas	72 72	144	E
T11	Jacob Skov Olesen	Arkansas	70 74	144	E
T16	Finn Koelle	Washington	78 67	145	+1
T16	Thomas Curry	Arkansas	74 71	145	+1
T18	Christian Castillo *	Arkansas	74 72	146	+2
T18	Nick Mathews	NC State	75 71	146	+2
T18	Chuan-Tai Lin	Washington	75 71	146	+2
T21	Calahan Keever	Clemson	72 75	147	+3
T21	Josep Serra	Miss State	71 76	147	+3
T23	Michael Hake	Kentucky	74 74	148	+4
T23	Diego Prone	North Texas	81 67	148	+4
T23	Garrett Endicott	Miss State	77 71	148	+4
T23	Taehoon Song	Washington	74 74	148	+4
T23	Spencer Oxendine	NC State	72 76	148	+4
T23	Bo Peng	Washington	73 75	148	+4
29	Joey Lenane	NC State	75 74	149	+5
T30	Bennett Swavely	Minnesota	76 74	150	+6
T30	Solomon Petrie	Kentucky	73 77	150	+6
T30	Laurens Schulze-Doer	S. Carolina	73 77	150	+6
T30	Cody Winkler	North Texas	77 73	150	+6
T34	Zach Adams	S. Carolina	76 75	151	+7
T34	Thomas Higgins	Clemson	74 77	151	+7
T34	Ethan Choi	NC State	77 74	151	+7
T37	Kaelen Dulany *	Arkansas	78 74	152	+8
T37	Kian Rose	Clemson	77 75	152	+8
T39	Matthew Griggs *	Arkansas	76 77	153	+9
T39	Campbell Kremer	Kentucky	76 77	153	+9
T39	Tucker Allen	North Texas	81 72	153	+9
42	Preston Holmes	North Texas	79 75	154	+10
T43	Walker Jennings	S. Carolina	80 75	155	+11
T43	Andrew Swanson	Clemson	78 77	155	+11
T45	Jacob Pedersen	Minnesota	80 76	156	+12
T45	Jansen Preston	Kentucky	80 76	156	+12
47	Dawson Meek	North Texas	80 77	157	+13
T48	Mason Roloff	Minnesota	83 80	163	+19
T48	Michael Vick	NC State	85 78	163	+19
50	Bo Carpenter	S. Carolina	84 80	164	+20

* - played as individual

1	Maria Jose Marin	Arkansas	67 67	134	-10
2	Julia Lopez Ramirez	Miss State	71 66	137	-7
3	Miriam Ayora	Arkansas	70 70	140	-4
4	Ela Anacona *	Arkansas	68 73	141	-3
T5	Abbey Schutte *	Arkansas	71 71	142	-2
T5	Camille Boyd	Washington	72 70	142	-2
T5	Mason Lewis	North Texas	72 70	142	-2
8	Chiara Horder	Miss State	72 71	143	-1
9	Laney Frye	Kentucky	74 70	144	E
T10	Chloe Holder	Clemson	78 67	145	+1
T10	Kendall Todd	Arkansas	74 71	145	+1
T12	Sydney Roberts	Clemson	74 72	146	+2
T12	Emilie Ricaud	North Texas	77 69	146	+2
T12	Louise Rydqvist	S. Carolina	72 74	146	+2
T12	Vairana Heck	S. Carolina	72 74	146	+2
T16	Lauren Olivares Leon	NC State	70 77	147	+3
T16	Reagan Zibilski	Arkansas	75 72	147	+3
T16	Mia Sandtorv Lussand	S. Carolina	76 71	147	+3
T19	Savannah Grewal	Clemson	77 71	148	+4
T19	Isabel Amezcua	NC State	72 76	148	+4
T19	Julia Gregg *	Arkansas	73 75	148	+4
T19	Kajal Mistry	Arkansas	74 74	148	+4
T23	Samantha Whateley	Miss State	73 76	149	+5
T23	Isabella Rawl	Clemson	75 74	149	+5
T23	Jenny Chang	Washington	73 76	149	+5
T26	Avery Weed	Miss State	73 77	150	+6
T26	Annabelle Pancake	Clemson	77 73	150	+6
T26	Ellie Roth	North Texas	76 74	150	+6
T26	Hannah Darling	S. Carolina	75 75	150	+6
30	Megan Furtney	Minnesota	76 75	151	+7
T31	Stefanie Deng	Washington	73 79	152	+8
T31	Hailey Loh	Minnesota	77 75	152	+8
T33	Vania Simont	NC State	82 71	153	+9
T33	Vivian Lu	Washington	77 76	153	+9
T33	Isabella McCauley	Minnesota	77 76	153	+9
T33	Marissa Wenzler	Kentucky	78 75	153	+9
37	Grace Curran	Minnesota	82 72	154	+10
T38	Ellise Rymer	NC State	77 78	155	+11
T38	Bouquet Subsmboon	North Texas	79 76	155	+11
40	Brooke Oberparleiter	Kentucky	80 76	156	+12
T41	Jarutrawee Khotchagrai	Miss State	76 81	157	+13
T41	Cory Lopez *	Arkansas	79 78	157	+13
T43	Shreya Pal	North Texas	82 76	158	+14
T43	Maylis Lamoure	S. Carolina	78 80	158	+14
45	Sara Tomaszewski	Minnesota	84 76	160	+16
T46	Giovanna Fernandez *	Arkansas	83 78	161	+17
T46	Maddie Smith	Washington	79 82	161	+17
T46	Maria Villanueva Aperribay	Kentucky	79 82	161	+17
49	Jensen Castle	Kentucky	81 82	163	+19
50	Caitlin Whitehead	NC State	82 83	165	+21

* - played as individual