



# HORNED FROGS BASKETBALL

FORT WORTH, TEXAS

## SCHEDULE/RESULTS

### NOVEMBER

Date	Opponent	AP Rank	TV	Time/Result
Mon. 4	Florida A&M	-/-	ESPN+	7 p.m.
Fri. 8	Florida Gulf Coast	-/-	ESPN+	7 p.m.
Tues. 12	Texas State	-/-	ESPN+	7 p.m.
Fri. 15	at Michigan	-/-	FS1	6 p.m.
Tues. 19	Alcorn State	-/-	ESPN+	7 p.m.
Nov. 28	vs. Santa Clara <sup>^</sup>	-/-	truTV, Max	3 p.m.
Nov. 29	vs. CSU/Wash. <sup>^</sup>	-/-	truTV, Max	1/3 p.m.

### DECEMBER

Thur. 5	Xavier \$	-/-	ESPN+	7 p.m.
Sun. 8	vs. Vanderbilt G	-/-	ESPNU	11:30 a.m.
Mon. 16	South Alabama	-/-	ESPN+	7 p.m.
Sun. 22	Montana State	-/-	ESPN+	1 p.m.
Mon. 30	at Arizona*	-/-	ESPN+	7 p.m.

### JANUARY

Sat. 4	Kansas State*	-/-	CBSSN	3 p.m.
Mon. 6	at Houston*	-/-	ESPN2	8 p.m.
Sat. 11	at BYU*	-/-	ESPN/2	1 p.m.
Wed. 15	Utah*	-/-	ESPN+	7 p.m.
Sun. 19	at Baylor*	-/-	ESPN/2/U	TBA
Wed. 22	Kansas*	-/-	ESPN2	6 p.m.
Sat. 25	at UCF*	-/-	ESPN+	3 p.m.
Wed. 29	at Texas Tech*	-/-	ESPN2/U	6 p.m.

### FEBRUARY

Sun. 2	Colorado*	-/-	ESPN+	3 p.m.
Wed. 5	West Virginia*	-/-	ESPN+	7 p.m.
Sat. 8	at Iowa State*	-/-	ESPN+	Noon
Wed. 12	Oklahoma State*	-/-	CBSSN	6 p.m.
Sat. 15	at Arizona State*	-/-	ESPN+	7 p.m.
Tue. 18	Texas Tech*	-/-	ESPN+	7 p.m.
Sat. 22	at Cincinnati*	-/-	ESPN/2	11 a.m.
Tue. 25	at West Virginia*	-/-	CBSSN	8 p.m.

### MARCH

Sat. 1	UCF*	-/-	ESPN+	3 p.m.
Tue. 4	Baylor*	-/-	ESPN+	7 p.m.
Sat. 8	at Colorado*	-/-	ESPN+	3 p.m.
T-S	11-15 Phillips 66 Big 12 Championship			

### ALL TIMES CENTRAL

\* - Big 12 Conference game

<sup>^</sup> - Acrisure Invitational (Palm Springs, Calif.)

G - at Dickies Arena

% - Discount Tire Hall of Fame Series Toronto

\$ - Big 12/BIG EAST Battle

## FOLLOW TCU BASKETBALL

f /TCUBasketball

X @TCUBasketball

TCUMBB

Website

www.GoFrogs.com

## TCU ATHLETIC COMMUNICATIONS

MBB Contact: Steven Schoon // E: s.schoon@tcu.edu  
O: 817-257-5299 // C: 620-218-1693

Address: Athletic Communications Office  
TCU Box 297600 // Fort Worth, Texas, 76129

NOV. 1 | DICKIES ARENA (12,782) | FORT WORTH, TEXAS | 7 PM

## TCU Horned Frogs (0-0)

HC: Jamie Dixon (TCU '87) ■ At TCU: 160-110 (9th) ■ Career: 488-233 (22nd)



## VS. #16 ARKANSAS Razorbacks (0-0)

HC: John Calipari (Clarion '82) ■ At School: 0-0 (1st) ■ Career: 855-262 (33rd)

### PROBABLE STARTERS

Po.	No.	Name	Hgt.	Wt.	Yr.	Ppg	Rpg	Apq	Hometown
G	11	Frankie Collins	6-2	200	Sr.	13.8	4.4	3.2	Sacramento, Calif.
G	21	Noah Reynolds	6-3	200	Sr.	20.0	3.7	4.5	Peoria, Ill.
G	41	Jace Posey	6-5	215	R-Fr.	-	-	-	Houston, Texas
G	0	Brendon Wenzel	6-8	215	Sr.	11.6	5.1	1.5	San Antonio, Texas
C	8	Ernest Udeh Jr.	6-11	260	Jr.	4.3	5.3	0.8*	Orlando, Fla.

\* blocks per game | starters predicted off of Texas scrimmage

### GAME INFORMATION

Broadcast: None  
Play-By-Play: -  
Analyst: -  
Online: -

Radio: None  
Play-By-Play: -  
Analyst: -  
Online: -  
SiriusXM: -

Series: Arkansas leads 105-38

In Fort Worth: UA leads 46-21

In Fayetteville: UA leads 55-15

Neutral: UA leads 4-2

First Meeting:

TCU won 31-30 (2/1/24) in Fayetteville

Last Meeting:

UA won 78-67 (1/25/20) in Fayetteville

Winning Streak: UA, W2

Dixon vs. Arkansas: 0-1

### RANKINGS

TCU

AP: NR  
Coaches: NR  
KenPom: 58

ARK

AP: 16  
Coaches: 16  
KenPom: 25

### NOTES

- TCU will face Arkansas in its first-ever charity exhibition game on Friday at 7 p.m. at Dickies Arena.
- The Horned Frogs will support Cook Children's Health Foundation and the Razorbacks' charity of choice is the Arkansas Children's Foundation.
- TCU is 4-1 in Dickies Arena and played the first college basketball game there against USC on Dec. 6, 2019.
- TCU is 31-17 in neutral site games under head coach Jamie Dixon.
- Dixon is in his 22nd season as a head coach and his ninth season with TCU.
- Dixon is 12 wins away from 500 as a head coach. His 160 wins at TCU rank second all-time.
- The Horned Frogs lost nine scholarship players from last year's team, including their top seven scorers.
- All six who ran out of eligibility last season signed with a professional team.
- TCU returned just 4.7% of its scoring from last season, the fewest in the Big 12 and 10th fewest in the nation.
- TCU's 14.2% of returning rebounding ranks as the second fewest in the Big 12 and 21st fewest in the nation.
- TCU returns 7.5% of its minutes played from last season which is the fewest in the Big 12 and 12th in the country.
- Top departures from last year's team included all-conference players Emanuel Miller and Jameer Nelson Jr.
- Ernest Udeh Jr. is the lone returning scholarship player. He started 29 games and averaged 4.3 points and 5.3 rebounds.
- TCU's incoming class includes seven transfers and four freshmen.
- The freshman class ranks 17th by ESPN and highlighted by Micah Robinson (64) and David Punch (96).
- Among the transfer class are Frankie Collins, Noah Reynolds, Trazarien White and Brendon Wenzel, who each have played at least three years of college basketball before arriving at TCU in the summer.
- White is a two-time All-Colonial Athletic Association guard from UNC Wilmington and has 1,298 career points.
- Collins started at guard the past two seasons at Arizona State and averaged 13.6 points and 3.2 assists last year.
- Reynolds ranked third in the Horizon League with 20.0 points at Green Bay last season.
- Wenzel is a career 37.7% 3-point shooter after shooting exactly that percentage at Wyoming last season.
- Another newcomer, Vasean Allette, averaged 17.4 points and 5.7 rebounds as a freshman at Old Dominion.
- Returning to the team are Isaiah Manning and Jace Posey, who redshirted last season as freshmen.
- TCU led the nation in fast break points the past two seasons.
- Last season, TCU finished the season in the NCAA Tournament for a program-best, third-straight season.
- TCU has made four NCAA Tournament appearance in the last six seasons that a postseason was held.
- TCU had been to one NCAA Tournament in the 30 years prior to Dixon's first appearance in 2018.
- TCU's win percentage during Dixon's eight seasons is .593, the best by a TCU coach in 20 years.
- Only 22 active DI coaches have more wins than Dixon.
- TCU has 17 seasons of 20 or more wins in its history and six have come in the last eight seasons.
- Dixon has reached 20 wins in a season 18 times in 21 seasons as a head coach.

### SERIES HISTORY

- Arkansas leads the all-time series 105-38.
- The last meeting came in the Big 12/SEC Challenge on Feb. 25, 2020. The Razorbacks won the home game, 78-67.
- Th last time Arkansas came to Fort Worth for a regular season game was Jan. 15, 1991 and was a 93-73 win by the Razorbacks.

### UP NEXT

- TCU opens its 114th season of men's basketball on Monday against Florida A&M. Tip at Schollmaier Arena is set for at 7 p.m. on ESPN+.

## NUMERICAL ROSTER

No.	Name	Pos.	Ht.	Wt.	Yr.-Exp.	Hometown (High School) / Previous School
0	Brendan Wenzel	G	6-8	215	Sr.	San Antonio, Texas (O'Connor HS)/Wyoming
1	Isaiah Manning	F	6-7	220	R-Fr.	Mansfield, Texas (Mansfield Legacy HS)
3	Vasean Allette	G	6-2	190	So.	Toronto, Ontario (United Scholastic Academy) / Old Dominion
5	Micah Robinson	F	6-6	225	Fr.	Kansas City, Mo. (Oak Hill Academy - Va.)
6	Ashton Simmons	G	6-3	200	Fr.	Beaumont, Texas (West Brook HS)
8	Ernest Udeh Jr.	C	6-11	260	Jr.	Orlando, Fla. (Dr. Phillips HS) / Kansas
11	Frankie Collins	G	6-2	200	Sr.	Sacramento, Calif. (Coronado HS - Nev./Arizona State)
13	Trazarien White	F	6-6	185	Sr.	Mansfield, Texas (Timberview HS)/UNC Wilmington
15	David Punch	F	6-7	245	Fr.	Harker Heights, Texas (Harker Heights HS)
21	Noah Reynolds	G	6-3	200	Sr.	Peoria, Ill. (Notre Dame HS)/Green Bay
22	Adam Stewart*	C	6-11	243	Fr.	Waller, Texas (Salt Lake Academy - Utah)
24	RJ Jones	G	6-3	180	So.	Denton, Texas (Wasatch Academy - Utah)/Kansas State
30	Drew McElroy*	G	6-2	180	So.	Dallas, Texas (Highland Park HS)
32	Malick Diallo	C	6-9	230	Fr.	Bamako, Mali (Wasatch Academy - Utah)
33	Trey Stuart*	G	6-2	172	Jr.	Weatherford, Texas / Brock HS
35	Cole Despie*	G	6-4	190	Sr.	San Jose, Calif. / Bellarmine College Prep
41	Jace Posey	G	6-5	215	R-Fr.	Houston, Texas (Strake Jesuit College Prep)

\* denotes walk-on

## COACHES & STAFF

Staff Position	Name	Graduated From	Year at TCU
Head Coach:	Jamie Dixon	TCU, '87	Ninth season at TCU
Associate Head Coach:	Tony Benford	Texas Tech, '86	Sixth season at TCU
Assistant Coach:	Duane Broussard	Bradley, '93	Sixth season at TCU
Assistant Coach:	Jamie McNeilly	New Orleans, '07	Fourth season at TCU
Assistant AD, Men's Basketball Operations:	Thomas Montigel	TCU, '14	11th season at TCU
Assistant Coach/Player Development:	Corey Santee	TCU, '06	Eighth season at TCU
Assistant Coach/Scouting and Analytics:	Michael Rice	Franklin and Marshal, '20	Fifth season at TCU
Associate Director of Sports Medicine:	Matt Herrill	Kansas, '03	Ninth season at TCU
Associate Director - Human Performance:	Garry Christopher	Baylor, '08	Third season at TCU

## PRONUNCIATION GUIDE

Players	Pronunciation
Vasean Allette	Va-shawn Uh-let
Ernest Udeh	OO-day
Trazarien White	truh-zar-e-in
Drew McElroy	mac-ul-roy (like the golfer)
Malick Diallo	mu-leek de-aah-low
Cole Despie	des-pee
Jace Posey	poe-zee

## FROGS BY MAJOR

<b>Business</b>	<b>Master of Liberal Arts</b>
Malick Diallo	Trazarien White
Drew McElroy	Brendan Wenzel
Jace Posey	
<b>Communications</b>	<b>Undeclared</b>
Micah Robinson	Ashton Simmons
Ernest Udeh Jr.	David Punch
	R.J. Jones
	Vasean Allette

<b>Finance</b>
Cole Despie
Trey Stuart
<b>French</b>
Adam Stewart (Also majoring in pre-health)

<b>General Studies</b>
Frankie Collins *
Noah Reynolds *
* Emphasis on Sociology



**BRENDAN WENZEL**  
Sr. | G | 6-8 | 215  
San Antonio, Texas



**ISAIAH MANNING**  
R-Fr. | F | 6-7 | 220  
Mansfield, Texas



**VASEAN ALLETTE**  
So. | G | 6-2 | 190  
Toronto, Ontario



**MICAH ROBINSON**  
Fr. | F | 6-6 | 225  
Kansas City, Mo.



**ASHTON SIMMONS**  
Fr. | G | 6-3 | 200  
Beaumont, Texas



**ERNEST UDEH JR.**  
Jr. | C | 6-11 | 260  
Orlando, Fla.



**FRANKIE COLLINS**  
Sr. | G | 6-2 | 200  
Sacramento, Calif.




**TRAZARIEN WHITE**  
Sr. | F | 6-6 | 185  
Mansfield, Texas



**DAVID PUNCH**  
Fr. | F | 6-7 | 245  
Harker Heights, Texas



**NOAH REYNOLDS**  
Sr. | G | 6-3 | 200  
Peoria, Ill.



**ADAM STEWART**  
Fr. | C | 6-11 | 243  
Waller, Texas




**RJ JONES**  
So. | G | 6-3 | 180  
Denton, Texas




**DREW MCELROY**  
So. | G | 6-2 | 180  
Dallas, Texas




**MALICK DIALLO**  
Fr. | C | 6-9 | 230  
Bamako, Mali



**TREY STUART**  
Jr. | G | 6-2 | 172  
Weatherford, Texas



**COLE DESPIE**  
Sr. | G | 6-4 | 190  
San Jose, Calif.



**JACE POSEY**  
R-Fr. | G | 6-5 | 215  
Houston, Texas



**JAMIE DIXON**  
Head Coach



**TONY BENFORD**  
Associate  
Head Coach



**DUANE BROUSSARD**  
Assistant Coach



**JAMIE MCNEILLY**  
Assistant Coach



**THOMAS MONTIGEL**  
Assistant AD,  
MBB Operations



**COREY SANTEE**  
Assistant Coach/Player  
Development



**MICHAEL RICE**  
Assistant Coach/  
Scouting and Analytics



**CADEN HOFFMAN**  
Graduate Assistant



**ALEX OLESINSKI**  
Graduate Assistant



**JALEN PARHAM**  
Graduate Assistant



**GARRY CHRISTOPHER**  
Associate Head Coach  
for Human Performance



**MATT HERRILL**  
Associate Director of  
Sports Medicine

## NOTES

### ABOUT THE OPPONENT

- Arkansas is led by John Calipari in his first season as the head coach. Calipari has 855 career wins over 32 years as a head coach and was most recently in that position at Kentucky.
- The Razorbacks have 13 newcomers, which include seven transfers and six freshmen. Their one returning starter is Trevon Brazile, who averaged 8.6 points and 5.9 rebounds last season.
- Arkansas defeated No. 1 Kansas in its first exhibition, 85-69, on Oct. 25 in Fayetteville, Ark. D.J. Wagner led the team with 24 points.

### TCU AT DICKIES ARENA

- TCU is 4-1 overall at Dickies Arena, located about three miles from campus.

Dec. 6, 2019	USC	L, 78-80
Dec. 12, 2020	Texas A&M	W, 73-55
Dec. 8, 2021	Utah	W, 76-62
Dec. 10, 2022	SMU	W, 83-75
Dec. 16, 2023	Arizona State	W, 79-59

- Last December, Dickies Arena was named Billboard's #1 Venue in the World with a capacity of 10,001 to 15,000. Dickies arena hosted the 2022 Men's NCAA Tournament and will host again in 2027. It is also the site of the 2026 NCAA Women's Basketball Tournament Regional Rounds.

### DIXON CLIMBING THE LIST

Jamie Dixon stands in second place for most wins by a TCU head coach.

1. Buster Brannon	204-259	1948-1967
2. Jamie Dixon	160-110	2016-present
3. Billy Tubbs	156-95	1994-2002

### FROG BREAK

TCU has led the nation in each of the past two seasons in fastbreak scoring. The Horned Frogs averaged 17.8 fastbreak points per game last season and 17.5 per game in the 2022-23 season.

- The most fastbreak points by a TCU team under Jamie Dixon is 43 against Mississippi Valley State on Nov. 17.

### TCU VS. RANKED OPPONENTS

- Of TCU's 38 wins over AP Top 25 teams in its history, 23 have come under Dixon.
- TCU is 9-4 against AP Top 25 teams at home in the past three seasons.
- Of TCU's six road wins against AP Top 25 teams, five have occurred in the past five seasons.
- TCU is 68-38 all-time as a ranked team.
- TCU is 4-6 all-time as a top 25 team against a top 25 team. Nine of those matchups have come under Dixon.

### TCU's wins over Top 25 teams under Dixon

Jan. 30, 2024	No. 15 Texas Tech	85-78
Jan. 27, 2024	at No. 15 Baylor	105-102
Jan. 13, 2024	No. 2 Houston	68-67
Jan. 10, 2024	No. 9 Oklahoma	80-71
March 9, 2023	vs. No. 12 Kansas State	80-67
March 1, 2023	vs. No. 9 Texas	75-73
Jan. 21, 2023	at No. 2 Kansas	83-60
Jan. 14, 2023	No. 11 Kansas State	82-68
Jan. 4, 2023	No. 19 Baylor	88-87
Nov. 26, 2022	vs. No. 25 Iowa	79-66
March 10, 2022	vs. No. 22 Texas	65-60
March 1, 2022	No. 6 Kansas	74-64
Feb. 26, 2022	No. 9 Texas Tech	69-66
Jan. 29, 2022	No. 19 LSU	77-68
Jan. 22, 2022	at No. 15 Iowa State	59-44
Feb. 29, 2020	No. 2 Baylor	75-72
Feb. 22, 2020	No. 17 West Virginia	67-60 (OT)
Jan. 21, 2020	No. 18 Texas Tech	65-54
Feb. 23, 2019	No. 19 Iowa State	75-72
Feb. 9, 2019	at No. 17 Iowa State	92-83
Jan. 22, 2018	No. 7 West Virginia	82-73
Dec. 8, 2017	vs. No. 22 Nevada	84-80
March 9, 2017	vs. No. 1 Kansas	85-82

### OUTREBOUNDING LEADS TO WINS

- Always a focus for a Jamie Dixon coached team is rebounding. Here is a breakdown of win/loss records when TCU and/or Jamie Dixon-led teams outrebound their opponent.

TCU this season	14-6
TCU under Dixon	129-42
TCU since the 2015-16 season	138-42
Jamie Dixon coached teams (Pitt/TCU)	393-92

### WINNING AT HOME UNDER DIXON

- Under Dixon in Schollmaier Arena, TCU is 102-38 overall and 39-32 in Big 12 games.
- Under Dixon, TCU is 96-15 against nonconference teams overall and 62-5 against nonconference opponents at Schollmaier Arena. The five losses were to Northwestern State on Nov. 14, 2022, Providence on Dec. 9, 2020, Xavier on Dec. 22, 2019, Lipscomb on Nov. 20, 2019 and Auburn on Jan. 28, 2017.
- TCU won 89 home games in the seven years under Dixon, the most wins at home in a seven-year period. Billy Tubbs is second on that list with 88.
- The Frogs had won eight straight Big 12 home games until a loss to No. 14 Kansas on Feb. 11, 2019, which was the most for TCU in a conference since the 1996-97, 1997-98 and 1998-99 seasons when the Frogs won nine straight in the Western Athletic Conference.

### TCU IN MID-SEASON TOURNAMENTS

- Since Jamie Dixon became the head coach at TCU in spring of 2016, the Frogs have won five of their seven mid-season tournaments and are 15-3 in those games.
- TCU will face Santa Clara and then either Colorado State or Washington in the Acrisure Invitational on Nov. 28-29 in Palm Springs, Calif.
- Under Dixon, TCU is 31-16 in neutral site games.

Tournament (Location)	Rec/Place
2016-Global Sports Classic (Las Vegas, Nev.)	2-0/First
2017-Emerald Coast Classic (Niceville, Fla.)	2-0/First
2018-Diamond Head Classic (Honolulu, Hawaii)	3-0/First
2019-MGM Resorts Main Event (Las Vegas, Nev.)	1-1/Third
2020-Hall of Fame Classic (Kansas City, Mo.)	2-0/First
2021-SoCal Challenge (San Juan Capistrano, Calif.)	1-1/NA
2022-Emerald Coast Classic (Niceville, Fla.)	2-0/First
2023-Diamond Head Classic (Honolulu, Hawaii)	2-1/Third

### FALL COMES, FROGS RISE

- Since the 2014-15 season, the Frogs went 51-6 in the month of November and 93-17 in November and December combined. Under Jamie Dixon (since 2016-17), TCU has a record of 78-13 in November and December combined.

### ATTENDANCE AT SCHOLLMAYER ARENA

Eight of the top nine attendance numbers in program history have occurred in the past three seasons.

ATTENDANCE	GAME	DATE
1. 8,412	Texas	1/25/22
2. 8,194	Texas	3/1/23
3. 8,145	Oklahoma	1/24/23
4. 7,894	Texas	2/3/24
5. 7,831	Kansas	2/20/23
6. 7,739	Iowa State	1/20/24
7. 7,581	Kansas State	2/5/22
8. 7,494	Kansas	1/25/14
9. 7,444	West Virginia	1/31/23

The largest student crowds in TCU men's basketball history have attended Schollmaier Arena in the past three seasons.

ATTENDANCE	GAME	DATE
1. 3,594	Texas	1/25/22
2. 2,846	Oklahoma	1/24/23
3. 2,569	Texas	3/1/23
4. 2,506	West Virginia	1/31/23
5. 2,475	Kansas	2/20/23
6. 2,431	Texas	2/3/24
7. 2,386	Kansas State	2/5/22
8. 2,335	Iowa State	1/20/24
9. 2,144	Oklahoma	1/15/22

## QUICK FACTS

School:	TCU
Location	Fort Worth, Texas
Population	918,915
Elevation	612 feet
Founded	1873
Enrollment	12,938
Colors	Purple and White
Nickname	Horned Frogs, Frogs
Home Facility	Ed and Rae Schollmaier Arena (6,800)
Conference	Big 12 Conference
Affiliation	NCAA Division I
Chancellor	Dr. Victor J. Boschini, Jr.
Director of Intercollegiate Athletics	Jeremiah Donati
Faculty Rep.	Erik Simanek
Ticket Office Phone	(817) 257-FROG (3764)
Athletics Website	GoFrogs.com

## HISTORY

First Season	1908-09
Record All-Time	1,320-1,476 (.472)
NCAA Tournament Appearances / Last	11 / 2024
Record in NCAA Championship	7-11 (.389)
NIT Appearances / Last	8 / 2019
Record in NIT	17-7 (.708)

## 2023-24 SEASON RECAP

Record (H / A / N)	21-13 (12-4 / 6-5 / 3-4)
Conference Record / Finish	9-9 / T-5th Big 12
Postseason	NCAA First Round
Final AP/USA Today Ranking	NR/NR

## COACHING STAFF

Head Coach	Jamie Dixon
Alma Mater	TCU, '87
Record at TCU	160-110 (.593) / Ninth Season
Career Record	488-233 (.677) / 22nd Season
Assistant Head Coach	
	Tony Benford, Texas Tech, '86 / Sixth Season
Assistant Coach	
	Duane Broussard, Bradley, '93 / Sixth Season
	Jamie McNeilly, New Orleans, '07 / Fourth Season
Assistant Coach/Player Development	
	Corey Santee, TCU, '05 / Eighth Season
Assistant Coach/Scouting and Analytics	
	Michael Rice, Franklin and Marshall, '20 / Fifth Season
Assistant Athletics Director, Men's Basketball Operations	
	Thomas Montigel, TCU, '14 / 11th Season

## 2024-25 TEAM INFO

Scholarship Players Returning/Lost	3/9
Starters Returning/Lost	1/4
Newcomers	10

## ATHLETICS COMMUNICATIONS

Men's Basketball Contact	Steven Schoon
Office Phone Number	(817) 257-5299
Cell Phone Number	(620) 218-1693
Office Fax Number	(817) 257-7964
Email Address	s.schoon@tcu.edu
Mailing Address	TCU Box 297600
	Fort Worth, TX 76129
Press Row Phone Number	(817) 343-9914
Official Athletics Web Site	www.GoFrogs.com

## TCU IN THE AP POLL

- > TCU made its AP poll debut on Jan. 15, coming in at No. 19 following back-to-back wins over top 10 teams.
- > TCU's highest ranking in program history came on Dec. 25, 2017 when it was No. 10.
- > Since Jamie Dixon was named TCU's head coach in 2016, the Frogs have been ranked for 31 weeks. Prior to Dixon's arrival, the TCU was ranked for 35 weeks.

DATE	POINTS	RANK
Preseason	-	-

## BIG TOUGH FROGMAN TRACKER

- > Since the 2018-19 season, TCU has recognized the player that does all the things necessary to win a game as the Big Tough Frogman. It's charted by members of the coaching staff who seek out things like deflections, diving on the floor and charges.

### BTF LEADERBOARD

OPPONENT	BTF
-	-

### BTF WINNERS THIS SEASON

-	-
---	---

## MEDIA INFORMATION

### GOFROGS.COM

All TCU basketball information is available online at the official website of TCU Athletics, GoFrogs.com. All statistical information, along with an archive of the entire season's game stories, game notes and press releases, can be found there.

### INTERVIEW REQUESTS

Interviews with TCU basketball student-athletes and coaches must be scheduled directly through the TCU Athletics Communications Office by contacting Steven Schoon. Requests must be made at least 24 hours in advance. While telephone interviews with local media members are permissible, in-person interviews with student-athletes and coaches are recommended and encouraged. All practices are generally closed unless otherwise specified. TV crews and photographers are only permitted to shoot practice after receiving permission from the communications office.

### MEDIA WILL CALL

All media passes available for pickup on game day will be left at media will call, located in the main tunnel of Ed and Rae Schollmaier Arena.

### MEDIA CREDENTIAL REQUESTS

All credential requests for home TCU basketball games will only be accepted through an online system. Please visit the site, located on the men's basketball page of GoFrogs.com for complete instructions on submitting the application form. Requests should be received no later than noon, two days prior to the game.

### GAME DAY SERVICES

The TCU Athletics Communications Office will provide rosters of both teams, game notes and statistics to accredited media members for each home contest inside the media room on the lower level of Schollmaier Arena. Complete statistics and game books will be available following each game. Media wishing to file stories after the game may do so in the press conference/media room, while food and drinks will be available for working media members prior to each home game in the same location.

### RADIO BROADCASTS

Two (2) ISDN SPIDS, are available courtside on press row for the visiting team's official radio station. The visitor's radio location is on the second row of section 217. The Horned Frogs Sports Network is located on front row of section 217.

### PHOTOGRAPHERS

As prescribed in NCAA and Big 12 Conference guidelines, working photographers will be limited to the court baseline areas for game-time shooting. No photographers will be allowed to shoot courtside from in front of the press row table. Additionally, tripods will not be allowed at courtside or along the end lines. Upper level photo/video shooting is permitted but must not be in the way of fans. Photographers who wish to cover TCU home games must apply for credentials.

### TCU ON THE RADIO

TCU men's basketball games are broadcast live on the radio in the DFW Metroplex on Talk Radio 1190 AM KFXR as well as the Varsity, TuneIn and Riff Ram apps. Brian Estridge will serve as the primary play-by-play announcer, while he will be joined by Colin Boddicker. Broadcasts will also be available online at GoFrogs.com.

### POSTGAME INTERVIEWS

TCU head coach Jamie Dixon and requested student-athletes will be available for interviews in the media area, located on the lower level of Schollmaier Arena, following a brief cooling off period. If requested, opposing coaches and student-athletes can be available to the media in the media area prior to TCU's arrival. To request specific players to attend the postgame press conference, contact Steven Schoon during the second half of the game in person or in a text to (620) 218-1693. The TCU locker room is closed to the media both at home and on the road.

### INTERNET ACCESS

High speed internet access at home TCU basketball games is available through a wireless signal. The wireless connection is available courtside. To use the wireless connection, join the network "Schollmaier Press Box" and then launch your web browser. The password is "frogs2425". Should you encounter technical difficulties, contact a member of TCU communications.

### STATBROADCAST

Media may access live stats on their electronic device by visiting [tcu.statbroadcast.com](http://tcu.statbroadcast.com). There is no password required.

### RADIO SHOW

The Jamie Dixon Radio Show will take place 11:30 a.m.-12:30 p.m. at Railhead Smokehouse and air on KFXR 1190 AM on Jan. 9, Jan. 16, Feb. 13, Feb. 20, Feb. 27 and March 6.



## JAMIE DIXON FILE

Born	Nov. 10, 1965
Birthplace	Burbank, Calif.
Hometown	Hollywood, Calif.
High School	Notre Dame HS
Alma Mater	TCU (1987)
Wife	Jacqueline
Children	Jack and Shannon

### PLAYING EXPERIENCE

1984-87	TCU
1988	Lacrosse Catbirds (CBA)
1989-1990	Hawke's Bay Hawks (New Zealand-NBL)

### COACHING EXPERIENCE

2016-present	TCU Head Coach
2003-2016	University of Pittsburgh Head Coach
1999-2003	University of Pittsburgh Associate Head Coach
1998-1999	University of Hawaii Assistant Coach
1994-1998	Northern Arizona University Assistant Coach
1992-1994	University of Hawaii Assistant Coach
1991-1992	University of California-Santa Barbara Graduate Assistant
1989-1991	Los Angeles Valley Junior College Assistant
1989	Te Aute College Head Coach

### COACH OF THE YEAR HONORS

2011	Sporting News National Coach of the Year
2010	Jim Phelan National Coach of the Year
2010	Madison Square Garden Coach of the Decade
2009	USA Basketball National Coach of the Year
2009	Naismith National Coach of the Year
2009	USBWA District 2 Coach of the Year
2004	Big East Coach of the Year

### CHAMPIONSHIPS

2017	NIT Championship
2011	Big East Regular-Season Championship
2009	FIBA Under-19 World Championship Gold Medal
2008	Big East Tournament Championship
2004	Big East Regular-Season Championship

### NBA PLAYERS (AS HEAD COACH)

Steven Adams	No. 12 in 2013 NBA Draft
Desmond Bane	No. 30 in 2020 NBA Draft
DeJuan Blair	No. 37 in 2009 NBA Draft
Aaron Gray	No. 49 in 2007 NBA Draft
Cameron Johnson	No. 11 in 2019 NBA Draft
RJ Nembhard	Undrafted in 2021
Lamar Patterson	No. 48 in 2014 NBA Draft
Chris Taft	No. 42 in 2005 NBA Draft
Kerich Williams	Undrafted in 2018
Sam Young	No. 36 in 2009 NBA Draft

### ADMINISTRATIVE COMMITTEES

NABC President	2020-present
NABC Board of Directors	2011-present
NCAA Ethics Coalition	2009-present
Leadership Panel-Pentagon	May of 2014

### ACADEMIC HONORS

Top-10 Percent Academic Performance Rate	2010-11
Top-10 Percent Academic Performance Rate	2011-12
Top-10 Percent Academic Performance Rate	2013-14

### COACHING TREE - HEAD COACHING SUCCESS

John Alesi	Baruch College (N.Y.) Head Coach
Bill Barton	South Kent School (Conn.) Head Coach
David Cox	Rhode Island Head Coach
Scott Cross	Troy Head Coach
Joe Lombardi	IUP Head Coach
Pat Skerry	Towson Head Coach

## JAMIE DIXON YEAR-BY-YEAR

Year	School	Overall	Conference	Standing	Finish
2003-04	Pittsburgh	31-5 (.861)	13-3 (.813)	1st	NCAA Sweet 16
2004-05	Pittsburgh	20-9 (.689)	10-6 (.625)	5th	NCAA First Round
2005-06	Pittsburgh	25-8 (.758)	10-6 (.625)	T-4th	NCAA Second Round
2006-07	Pittsburgh	29-8 (.783)	12-4 (.750)	T-2nd	NCAA Sweet 16
2007-08	Pittsburgh	27-10 (.730)	10-8 (.556)	7th	NCAA Second Round
2008-09	Pittsburgh	31-5 (.861)	15-3 (.833)	T-2nd	NCAA Elite Eight
2009-10	Pittsburgh	25-9 (.735)	13-5 (.722)	T-2nd	NCAA Second Round
2010-11	Pittsburgh	28-6 (.824)	15-3 (.833)	1st	NCAA Third Round
2011-12	Pittsburgh	22-17 (.564)	5-13 (.278)	T-13th	CBI Champions
2012-13	Pittsburgh	24-9 (.727)	12-6 (.667)	4th	NCAA Second Round
2013-14	Pittsburgh	26-10 (.722)	11-7 (.611)	5th	NCAA Third Round
2014-15	Pittsburgh	19-15 (.559)	8-10 (.444)	T-9th	NIT First Round
2015-16	Pittsburgh	21-12 (.636)	9-9 (.500)	T-9th	NCAA First Round
2016-17	TCU	24-15 (.615)	6-12 (.333)	T-7th	NIT Champions
2017-18	TCU	21-12 (.636)	9-9 (.500)	5th	NCAA First Round
2018-19	TCU	23-14 (.622)	7-11 (.388)	T-7th	NIT Semifinals
2019-20	TCU	16-16 (.500)	7-11 (.388)	T-7th	N/A
2020-21	TCU	12-14 (.462)	5-11 (.313)	8th	None
2021-22	TCU	21-13 (.618)	8-10 (.444)	T-5th	NCAA Second Round
2022-23	TCU	22-13 (.629)	9-9 (.500)	T-5th	NCAA Second Round
2023-24	TCU	21-13 (.618)	9-9 (.500)	T-7th	NCAA First Round
<b>At Pittsburgh</b>		<b>328-123 (.727)</b>	<b>143-81 (.638)</b>	---	---
<b>At TCU</b>		<b>160-110 (.593)</b>	<b>60-82 (.424)</b>	---	---
<b>Overall Career</b>		<b>488-233 (.677)</b>	<b>203-164 (.556)</b>	---	---

## JAMIE DIXON BY THE NUMBERS

### COACHING HONORS

National Coach of the Year	4
Region Coach of the Year	1
Conference Coach of the Year	1

### CONFERENCE ACHIEVEMENTS

Total conference titles	3
Regular season titles	2
Tournament titles	1
Tournament title game app.	4
Conference tournament wins	20

### TEAM ACCOMPLISHMENTS

30-win seasons	2
25-win seasons	8
20-win seasons	18
20-win/10-league win seasons	10
10-win league seasons	10

### DIXON'S PLAYERS

NBA players	7
NBA draftees	8
Consensus All-Americans	4
All-Region honorees	16
Conf. Player of the Year	1
Conf. Freshman of the Year	2
Conf. Most Improved Player	4
Total Conf. award winners	23
All-Conference selections	32
Conference Player of the Week	28
Conference Rookie/Newcomer of the Week	16
1,000-point scorers	25

### NATIONAL ACHIEVEMENTS

NIT Championship	1
NCAA Tournament app.	15
NCAA Tournament wins	14
NCAA Tournament games	28
Elite Eight appearances	1
Sweet Sixteen appearances	3
Earned No. 1 seed	2
Earned a high seed (1-5)	7
Total postseason appearances	18

## ABOUT THE UNIFORMS

TCU men's basketball debuted its uniforms in the 2022-23 season.

- The design on the side of the uniforms are "SPINES" which represent the anatomical spines on the Horned Frog.
- From an frontal and rear view, the "SPINES" are represented to imitate the spines on the top and bottom of the Frog. The view can be seen when a player is at the free-throw line and seeing just hints of the tips of the spines.
- The red line in the middle has multiple meanings - the bloodline that shoots from the eyes of the Horned Frog when threatened. It also represents the 'Blood is Thicker Than Water' mentality that a close family has in their bloodline
- The design originates from the myth/origin of the horned lizard itself. The "ZIG ZAG" motif is often found in Texas Native America culture as a representation of lightning striking the earth and the red representing the horned lizard fighting back to a much bigger foe.
- The origin of the horned lizard is a fight between the lizard and lightning. Lightning states it can defeat anything on earth and challenged the lizard to four strikes (hence the four combined ZIG ZAGS on the sides of the uniform). Lightning missed the quick lizard and the Horned Frog "SPINED" the lightning from above. As payment, lightning now sends SPINES of light throughout the sky as homage to the tiny, yet mighty, Horned Frog.

A weekly review of the top performing Horned Frogs alumni, who are currently playing basketball professionally.

Courtesy of Sports I.T. Solutions / Eurobasket.com

- Updated Oct. 24

#1. Desmond Bane (6'6"-G-1998, played in 2016-20, plays pro in the NBA) was the major contributor in a 2-point Memphis Grizzlies' victory against the Utah Jazz (0-1) 126-124 in the NBA in Wednesday night's game. He scored 24 points, grabbed 4 rebounds and dished 4 assists in 28 minutes. It was his first game for Memphis Grizzlies this season. His team have 1-0 record this season. But this is still an early stage of the season and everything may happen. It's Bane's fourth year with the team.

#2. Vladimir Brodziansky (6'11"-C/F-1994, played in 2015-18, plays in Spain) contributed to an easy victory against the closely-ranked FMP BG (1-2) crushing them 86-50 in the Basketball Champions League last Tuesday. Brodziansky recorded 6 points and grabbed 6 rebounds. It was the game of the round between two top 4 ranked teams. Universidad Catolica de Murcia CB (2-1) is placed second in the Basketball Champions League. There are only three games left until the end of the Basketball Champions League Regular Season. So now every game will be critical. It's Brodziansky's first season with the team. This year he averages 7.3ppg, 5.0rpg and 1.3apg.

#3. Experienced Garlon Green (6'7"-F-1991, played in 2009-13, currently in France) led Sharks Antibes to a victory over the 13th-ranked Calvados (3-4) 79-73 in the French ProB (second division) on Friday night. Green was MVP of the game. He recorded 22 points and grabbed 7 rebounds in 34 minutes. Sharks Antibes (3-2) is placed third in the ProB. But the season just started, so everything may happen. Green has relatively good stats this year 13.3ppg, 4.7rpg, 1.6apg and 1.4spg in seven games he played so far.

#4. Kouat Noi (6'7"-F-1997, played in 2016-16, plays pro in Australia) contributed to a Sydney Kings' victory against the league outsider JackJumpers (2-5) 80-71 in the Australian NBL in Friday night's game. Noi scored 14 points. Sydney Kings (5-2) are placed second in the NBL. But the season is still in its first stage and everything can happen. This season Noi averages 5.4ppg and 2.0rpg. He has also Australian passport.

#5. Xavier Cork (6'9"-F-2001, played in 2021-24, plays in Holland) could not help one of league's weakest teams Den Bosch (1-4) in their last game. Despite Cork's good performance Den Bosch lost 81-92 at home to the higher-ranked (#17) Feyenoord. He had a double-double by scoring 13 points and getting 10 rebounds. Cork also added 2 blocks in a mere 19 minutes. But the season is still in its first stage and everything can happen. It's Cork's first year with the team. This season he averages 9.6ppg and 5.2rpg in five games.

#6. Chuck O'Bannon Jr. (6'6"-F-1999, played in 2020-24, currently in Slovakia) helped Blue Wings win their game against one of league's weakest teams Lucenec crushing them 108-70 in the Slovakian Tipos SBL on Saturday night. He recorded 18 points and grabbed 5 rebounds. O'Bannon Jr. has relatively good stats this season 14.0ppg, 4.2rpg and 1.2spg.

#7. Trey Tennyson (6'4"-G-2001, played in 2023-24, plays pro in United Kingdom) helped Bristol Flyers win their game against one of league's weakest teams Lions crushing them 108-85 in the British SLB in Sunday night's game. Tennyson recorded 25 points (!!!) and added 4 passes in 27 minutes. He has individually a very good year with high stats. Tennyson averages 17.2ppg, 2.8rpg and 3.0apg in five games.

#8. Kyan Anderson (5'11"-PG-1992, played in 2011-15, plays in Hungary) helped DEAC win their game against the 11th-ranked Kormend 85-80 in the Hungarian A Division last Saturday. He scored 8 points, grabbed 5 rebounds and dished 5 assists. Anderson has relatively good stats this season 14.5ppg, 2.8rpg, 7.0apg and 3.0spg.

#9. Chauncey Collins (6'1"-PG-1995, played in 2014-16, currently in Lithuania), who plays in the Lithuanian LKL was not able to help the league outsider Mazeikiiai (0-5) in their last game. Despite Collins' very good performance Mazeikiiai was badly defeated 103-83 on the road by the higher-ranked (#8) Jonava. He was the top scorer with 17 points. Collins also added 3 assists in 27 minutes. It was his first game for Mazeikiiai this season.

#10. Avery Anderson III (6'3"-G-2000, played in 2023-24, plays pro in Denmark) helped Randers win their game against the closely-ranked Horsens IC 90-82 in the Danish BasketLigaen in Thursday night's game. Anderson III scored 11 points, grabbed 5 rebounds and dished 5 assists. This season he has very high stats. Anderson III averages 21.3ppg, 5.3rpg, 4.8apg and 2.7spg.

**Other former Texas Christian University players, who play in pro basketball:**

Jameer Nelson Jr. (6'1"-PG-2000, played in 2023-24) played for San Antonio Spurs in the NBA  
 Kenrich Williams (6'6"-G/F-1994, played in 2014-18) plays for Oklahoma City Thunder in the NBA  
 Damion Baugh (6'4"-G-2000, played in 2024-24) played for New York Knicks in the NBA  
 Emanuel Miller (6'7"-F-2000, played in 2021-24) signed for Dallas Mavericks in the NBA  
 Mike Miles Jr. (6'2"-G-2002, played in 2020-23) signed for Aris Midea in Greek GBL  
 JD Miller (6'8"-F-1996, played in 2015-19) plays for Frayles de Guasave in Mexican CIBACOPA  
 Jaire Grayer (6'5"-G-1996, played in 2019-20) played for Greensboro Swarm in the NBA G League  
 Jarvis Ray (6'6"-F-1990, played in 2010-14) played for Delta in Georgian Superleague  
 Kevin Langford (6'8"-C/F-1985, played in 2005-05) played for Massagno in Swiss SBL  
 Nikola Gacesa (6'9"-F/C-1987, played in 2010-11) plays for Gajdobra in Serbian 2MLS  
 Edvinas Ruzgas (6'6"-G/F-1987, played in 2008-10) played for SK Ferimsta in Lithuanian SKL  
 RJ Nembhard (6'5"-G-1999, played in 2017-18) plays for Run DFW in the The Basketball Tournament

## TCU'S LONGEST

2024-25 UNDER DIXON

Longest Winning Streak	-	17*
Longest Losing Streak	-	7

\* Over two seasons

## RECORD WHEN

2024-25 UNDER DIXON

at Home (includes 1 gm. at Dickies)	-	102-38
at Schollmaier Arena	-	102-37
on the Road	-	27-55
Neutral Site	-	31-17
Leading at halftime	-	128-28
Trailing at halftime	-	30-76
Tied at halftime	-	2-6
Overtime	-	7-9
Out-shooting the opposition	-	133-29
Out-shot by the Opposition	-	25-82
Shooting the Same	-	2-1
TCU shoots 50% or better from field	-	63-13
TCU shoots 40-49% from field	-	81-54
TCU shoots under 40% from field	-	16-39
Opp. shoots 50% or better from field	-	13-43
Opp. shoots 40-49% from field	-	87-55
Opp. shoots under 40% from field	-	60-13
TCU outrebounds opponent	-	129-43
Opp. outrebounds TCU	-	26-58
Tied in rebounds	-	5-9
TCU records 10 or more steals	-	41-14
TCU records 15 or more assists	-	92-32
TCU commits less than 15 turnovers	-	101-67
TCU commits 15 or more turnovers	-	52-41
Turnovers are equal	-	11-7
TCU commits less turnovers than opp.	-	96-31
TCU commits more turnovers than opp.	-	50-68
TCU shoots 50% or better from the line	-	143-91
TCU shoots under 50% from the line	-	8-10
TCU shoots 70% or better from the line	-	84-47
TCU scores 59 points or less	-	8-32
TCU scores between 60-69 points	-	30-43
TCU scores between 70-79 points	-	49-23
TCU scores between 80-89 points	-	47-8
TCU scores between 90-99 points	-	19-4
TCU scores 100+ points	-	7-0
Playing in November	-	43-4
Playing in December	-	40-9
Playing in January	-	32-33
Playing in February	-	25-36
Playing in March	-	20-27
Playing in April	-	0-1
Playing on Saturday	-	45-44
Playing on Sunday	-	10-6
Playing on Monday	-	18-11
Playing on Tuesday	-	25-15
Playing on Wednesday	-	34-19
Playing on Thursday	-	14-6
Playing on Friday	-	14-8
Playing during the afternoon (before 5)	-	43-44
Playing during the evening	-	116-65
Games decided by three points or less	-	29-21
Games decided by four to 10 points	-	46-43
Games decided by 11-20 points	-	47-35
Games decided by more than 20 points	-	36-9
Winning the opening tip	-	97-49
In white uniforms	-	100-35
In purple uniforms	-	54-52
In black uniforms	-	5-7
In grey uniforms	-	5-2
In white retro (FROGS) uniforms	-	5-6
In purple retro (FROGS) uniforms	-	5-3
vs. Top 25 Teams	-	23-58
as a Top 25 Team	-	31-23

## TCU'S LARGEST

SEASON

UNDER DIXON

Lead	-	48 (vs. MSVU, 12/18/22)
Deficit	-	46 (at Texas Tech, 2/11/20)
Margin of Victory	-	46 (vs. Central Arkansas, 12/28/22)
Margin of Defeat	-	46 (at Texas Tech, 2/11/20)
Halftime Point Total	-	53, 2x (last, vs. MSVU, 12/18/22)
Halftime Lead	-	32 (vs. Alabama State, 11/14/16)
Halftime Deficit	-	25 (at Texas Tech, 2/11/20)
Deficit in Win	-	20, 2x (last, vs. UAPB, 11/7/22)
Halftime Deficit in Win	-	18 (vs. Texas, 3/10/22)
Lead in Loss	-	20 (vs. Oklahoma, 3/7/20)
Halftime Lead in Loss	-	18 (vs. Oklahoma, 3/7/20)

## RECORD WATCH

TCU ALL-TIME WINS

1. Buster Brannon (1948-1967)	204
2. Jamie Dixon (2016-pres.)	160
3. Billy Tubbs (1994-2002)	156

## HIGHEST/LOWEST IN A HALF

Most TCU Points	-
Lowest TCU Points	-
Highest TCU FG%	-
Lowest TCU FG%	-
Most Opp. Points	-
Lowest Opp. Points	-
Highest Opp. FG%	-
Lowest Opp. FG%	-

## STREAKS

TEAM W/L - OVERALL

Overall	L, 2
Home	L, 2
Road	W, 1
Neutral site	L, 2
Unranked teams	L, 1

TEAM W/L - RANKED OPPONENTS

Ranked teams overall	L, 5
last win: Jan. 30, 2024 vs. #15 Texas Tech	
Ranked teams home	L, 1
last win: Jan. 30, 2024 vs. #15 Texas Tech	
Ranked teams road	L, 2
last win: Jan. 27, 2024 at #15 Baylor	
Ranked teams neutral site	L, 4
last win: March 9, 2023 vs. #12 Kansas State	

LEADING TCU IN SCORING

-----	-
-------	---

LEADING TCU IN REBOUNDS

-----	-
-------	---

LEADING TCU IN ASSISTS

-----	-
-------	---

DOUBLE-FIGURE SCORING GAMES

-----	-
-------	---

GAMES WITH A 3-POINTER

TCU*	299
-----	-

\* Has made at least one 3-pointer in 1039-of-1043 games

## DUNKS

-	-
Total	-

## CHARGES TAKEN

-----	-
Total	-

## AWARDS

# #0 BRENDAN WENZEL

6-8 | 218 | G | SR | SAN ANTONIO, TEXAS | O'CONNOR HS (WYOMING)

## 2024-25 HIGHLIGHTS

### PRIOR TO THIS SEASON

- Played in 89 games with Wyoming over three seasons (2021-24) and two games with Utah (2020-21)
- Made at least one three in 24-of-31 games and made multiple threes in 17 games last season with the Cowboys
- Has shot over 35 percent from 3-point range in each of the last three years
- Was a three-star recruit and ranked as the No. 18 recruit in the state of Texas according to Rivals.com
- As a senior at O'Connor High School, averaged 24.1 points per game to go along with five rebounds and 1.7 assists
- Named TABC Class 6A All-State First Team and was named to the San Antonio Express News Super Team

### PERSONAL

- Born Dec. 20, 2000
- Son of Bobby Wenzel and Cameran Umscheid
- Graduated with a degree in American studies at Wyoming
- Pursuing a master of liberal arts degree at TCU



### GAME HIGHS

#### Points

Season -  
Career 25 (1/30/24 vs. Air Force)

#### Rebounds

Season -  
Career 12 (12/6/22 vs. TAMU-Commerce)

#### Assists

Season -  
Career 6, 2x (11/17/23 vs. College of Charleston)

#### Steals

Season -  
Career 3 (11/26/22 vs. UNI)

#### Blocks

Season -  
Career 2, 2x (last, 2/27/24 vs. UNLV)

#### Field Goals

Season -  
Career 8 (2/14/24 vs. Utah State)

#### Field Goal Attempts

Season -  
Career 18 (2/14/24 vs. Utah State)

#### 3-Point Field Goals:

Season -  
Career 6 (1/30/24 at Air Force)

#### 3-Point Field Goal Attempts

Season -  
Career 12 (2/14/24 vs. Utah State)

#### Free Throws

Season -  
Career 7 (1/30/24 at Air Force)

#### Free Throw Attempts

Season -  
Career 8 (1/30/24 at Air Force)

#### Minutes

Season -  
Career 45 (1/27/24 vs. Colorado State)

### MISCELLANEOUS STATS

Year	Season	Career	TCU W/L
20+ Points:	-	7	0-0
10+ Points:	-	35	0-0
10+ Rebs:	-	1	0-0
Double-Doubles:	-	1	0-0
5+ Assists:	-	2	0-0
Led Team In Points:	-	12	0-0
Led Team In Rebounds:	-	3	0-0
Led Team In Assists:	-	2	0-0

SEASON	TEAM	GP-GS	MIN/AVG	Field Goals		3-Point		F-Throws		Rebounds				Scoring								
				FG-FGA	FG%	3FG-3FGA	3FG%	FT-FTA	FT%	OFF	DEF	TOT	AVG	PF-FO	A	TO	BLK	STL	PTS	AVG		
2020-21	Utah	2-0	11/5.5	0-3	.000	0-3	.000	0-0	.000	1	2	3	1.5	2-0	1	0	0	0	0	0	0	0
2021-22	UW	34-14	781/23.0	53-131	.405	38-106	.358	32-41	.780	25	72	97	2.9	50-0	17	25	2	12	176	5.2		
2022-23	UW	24-21	691/28.8	54-146	.370	43-106	.406	38-43	.884	28	64	92	3.8	36-0	22	25	7	13	189	7.9		
2023-24	UW	31-31	1103/35.6	113-279	.405	63-167	.377	72-89	.809	26	133	159	5.1	72-1	45	38	7	24	361	11.6		
<b>TOTAL FOR TCU</b>		<b>0-0</b>	<b>0/0.0</b>	<b>0-0</b>	<b>.000</b>	<b>0-0</b>	<b>.000</b>	<b>0-0</b>	<b>.000</b>	<b>0</b>	<b>0</b>	<b>0</b>	<b>0.0</b>	<b>0-0</b>	<b>0</b>	<b>0</b>	<b>0</b>	<b>0</b>	<b>0</b>	<b>0</b>	<b>0</b>	<b>0.0</b>
<b>TOTAL</b>		<b>91-66</b>	<b>2585/28.4</b>	<b>220-559</b>	<b>.394</b>	<b>144-382</b>	<b>.377</b>	<b>142-173</b>	<b>.821</b>	<b>80</b>	<b>271</b>	<b>351</b>	<b>3.9</b>	<b>160-1</b>	<b>85</b>	<b>88</b>	<b>16</b>	<b>49</b>	<b>726</b>	<b>8.0</b>		



# #1 ISAIAH MANNING

6-8 | 220 | F | R-FR | MANSFIELD, TEXAS | MANSFIELD LEGACY HS

## 2024-25 HIGHLIGHTS

### PRIOR TO THIS SEASON

- Did not play last season
- Ranked No. 87 nationally by 247 Sports coming out of Mansfield Legacy High School in 2023
- Averaged 14.8 points, 6.1 rebounds and 1.1 blocks per game as a senior in 2022-23, but played in eight games before suffering a left ankle injury
- Averaged 14.8 points and 9.7 rebounds as a junior in 2021-22... Shot 49.7 percent from the field, including 39.4 percent from 3-point range
- Named First Team All-District... Named All-Region and All-DFW
- Averaged 14.8 points and 7.8 rebounds per game as a sophomore and shot 58.3 percent from the field

### PERSONAL

- Born June 7, 2005
- Son of Brandon and Johnnjalyn Manning
- Brandon is the associate professor and director of graduate studies at TCU



### GAME HIGHS

#### Points

Season	-
Career	Same

#### Rebounds

Season	-
Career	Same

#### Assists

Season	-
Career	Same

#### Steals

Season	-
Career	Same

#### Blocks

Season	-
Career	Same

#### Field Goals

Season	-
Career	Same

#### Field Goal Attempts

Season	-
Career	Same

#### 3-Point Field Goals:

Season	-
Career	Same

#### 3-Point Field Goal Attempts

Season	-
Career	Same

#### Free Throws

Season	-
Career	Same

#### Free Throw Attempts

Season	-
Career	Same

#### Minutes

Season	-
Career	Same

### MISCELLANEOUS STATS

Year	Season	TCU W/L
20+ Points:	-	0-0
10+ Points:	-	0-0
10+ Rebs:	-	0-0
Double-Doubles:	-	0-0
5+ Assists:	-	0-0
Led Team In Points:	-	0-0
Led Team In Rebounds:	-	0-0
Led Team In Assists:	-	0-0

# #3 VASEAN ALLETTE

6-2 | 190 | G | SO | TORONTO, ONTARIO | UNITED SCHOLASTIC ACADEMY (OLD DOMINION)

## 2024-25 HIGHLIGHTS

### PRIOR TO THIS SEASON

- Played in 19 games and started 18 times at Old Dominion and averaged 17.4 points, 5.7 rebounds, 3.1 assists and 1.8 steals per game.
- Had six games of 20 or more points, topped by 30 points at William & Mary.
- Was a standout in the 2022 Under Armour Association where he averaged 29.7 points, 5.7 rebounds, 4.5 assists and 2.6 steals on the summer circuit.
- Named the MVP of the Biosteel All-Canadian game where he scored 30 points with seven steals and two assists.
- Has an international tournament background as he participated in the 2022 FIBA U18 Americas Championship as he averaged 18.8 points per game, 7.8 rebounds per game and 3.8 assists per game with Canada who won the Bronze Medal
- Was the top-ranked Canadian player in the class of 2023 and a top 100 player in North American by 247sports.com.

### PERSONAL

- Born April 28, 2004.
- Son of Tanya Pottinger

SEASON	TEAM	GP-GS	MIN/AVG	Field Goals		3-Point		F-Throws		Rebounds				Scoring						
				FG-FGA	FG%	3FG-3FGA	3FG%	FT-FTA	FT%	OFF	DEF	TOT	AVG	PF	FO	A	TO	BLK	STL	PTS
2023-24	ODU	19-18	611/32.1	132-292	.452	28-79	.354	39-64	.609	19	90	109	5.7	43-0	59	43	0	35	331	17.4
<b>TOTAL FOR TCU</b>		<b>0-0</b>	<b>0/0.0</b>	<b>0-0</b>	<b>.000</b>	<b>0-0</b>	<b>.000</b>	<b>0-0</b>	<b>.000</b>	<b>0</b>	<b>0</b>	<b>0</b>	<b>0.0</b>	<b>0-0</b>	<b>0</b>	<b>0</b>	<b>0</b>	<b>0</b>	<b>0</b>	<b>0.0</b>
<b>TOTAL</b>		<b>19-18</b>	<b>611/32.1</b>	<b>132-292</b>	<b>.452</b>	<b>28-79</b>	<b>.354</b>	<b>39-64</b>	<b>.609</b>	<b>19</b>	<b>90</b>	<b>109</b>	<b>5.7</b>	<b>43-0</b>	<b>59</b>	<b>43</b>	<b>0</b>	<b>35</b>	<b>331</b>	<b>17.4</b>



### GAME HIGHS

#### Points

Season	30 (12/6/23 vs. William & Mary)
Career	Same

#### Rebounds

Season	12 (1/13/24 at Coastal Carolina)
Career	Same

#### Assists

Season	9 (1/11/24 at Georgia State)
Career	Same

#### Steals

Season	5 (12/21/23 vs. South Alabama)
Career	Same

#### Blocks

Season	-
Career	Same

#### Field Goals

Season	13 (12/6/23 at William & Mary)
Career	Same

#### Field Goal Attempts

Season	26 (1/6/23 at Arkansas State)
Career	Same

#### 3-Point Field Goals:

Season	4, 2x (last 1/18/24 vs. Marshall)
Career	Same

#### 3-Point Field Goal Attempts

Season	7, 2x (last 1/18/24 vs. Marshall)
Career	Same

#### Free Throws

Season	5, 2x (12/22/23 vs. Temple)
Career	Same

#### Free Throw Attempts

Season	8 (12/21/23 vs. TCU)
Career	Same

#### Minutes

Season	39 (1/13/24 at Coastal Carolina)
Career	Same

### MISCELLANEOUS STATS

Year	Season	Career	TCU W/L
20+ Points:	-	6	0-0
10+ Points:	-	17	0-0
10+ Rebs:	-	1	0-0
Double-Doubles:	-	4	0-0
5+ Assists:	-	2	0-0
Led Team In Points:	-	2	0-0
Led Team In Rebounds:	-	3	0-0
Led Team In Assists:	-	2	0-0

# #5 MICAH ROBINSON

6-6 | 225 | F | FR | KANSAS CITY, MO. | OAK HILL ACADEMY - VA.

## 2024-25 HIGHLIGHTS

### PRIOR TO THIS SEASON

- Consensus four-star player and ranked No. 65 overall by ESPN. Is part of a TCU signing class that ranked 20th in the nation according to ESPN
- Ranked as the No. 22 small forward and the No. 100 overall recruit according to 247Sports
- With a grade of .9637 is the third-highest rated recruit in program history
- Played two seasons at Oak Hill Academy in Virginia and averaged 15.1 points, 4.4 rebounds and 3.3 assists as a senior in the 2023-24 season
- Participated in the Adidas Eurocamp
- Earned Second Team All-SSSB and averaged 15 points, seven rebounds and three assists per game while shooting 45 percent from three as a junior in the 2022-23 season
- Played for Greenhill School in Addison, Texas as a sophomore and Frisco High School as a freshman
- Played for the AAU team Southern Assault throughout high school

### PERSONAL

- Born Sept. 23, 2005 in Kansas City, Mo. and lived there for the first eight years of his life before moving to Texas
- Son of Eustacia Myers-Robinson and Patrick Robinson
- Majoring in communications studies



### GAME HIGHS

#### Points

Season	-
Career	Same

#### Rebounds

Season	-
Career	Same

#### Assists

Season	-
Career	Same

#### Steals

Season	-
Career	Same

#### Blocks

Season	-
Career	Same

#### Field Goals

Season	-
Career	Same

#### Field Goal Attempts

Season	-
Career	Same

#### 3-Point Field Goals:

Season	-
Career	Same

#### 3-Point Field Goal Attempts

Season	-
Career	Same

#### Free Throws

Season	-
Career	Same

#### Free Throw Attempts

Season	-
Career	Same

#### Minutes

Season	-
Career	Same

### MISCELLANEOUS STATS

Year	Season	TCU W/L
20+ Points:	-	0-0
10+ Points:	-	0-0
10+ Rebs:	-	0-0
Double-Doubles:	-	0-0
5+ Assists:	-	0-0
Led Team In Points:	-	0-0
Led Team In Rebounds:	-	0-0
Led Team In Assists:	-	0-0

# #6 ASHTON SIMMONS

6-3 | 200 | G | FR | BEAUMONT, TEXAS | WEST BROOK HS


## 2024-25 HIGHLIGHTS

### PRIOR TO THIS SEASON

- Was a three-star recruit by 247Sports out of West Brook High School
- Rated the 31st combo guard in the country and 14th best player in the state of Texas by 247
- Averaged 17.6 points, 7.1 rebounds, 4.1 assists and 2.7 steals per game as a senior in 2023-24 season
- As a junior in 2022-23, averaged 17.3 points, 7.4 rebounds, 3.2 assists and 2.0 steals per game
- Played for JL3 Elite in the Nike EYBL Circuit and averaged 10 points, six rebounds and five assists
- Averaged 12 points, seven rebounds and seven assists at the Peach Jam

### PERSONAL

- Born Oct. 6, 2005



### GAME HIGHS

#### Points

Season	-
Career	Same

#### Rebounds

Season	-
Career	Same

#### Assists

Season	-
Career	Same

#### Steals

Season	-
Career	Same

#### Blocks

Season	-
Career	Same

#### Field Goals

Season	-
Career	Same

#### Field Goal Attempts

Season	-
Career	Same

#### 3-Point Field Goals:

Season	-
Career	Same

#### 3-Point Field Goal Attempts

Season	-
Career	Same

#### Free Throws

Season	-
Career	Same

#### Free Throw Attempts

Season	-
Career	Same

#### Minutes

Season	-
Career	Same

### MISCELLANEOUS STATS

Year	Season	TCU W/L
20+ Points:	-	0-0
10+ Points:	-	0-0
10+ Rebs:	-	0-0
Double-Doubles:	-	0-0
5+ Assists:	-	0-0
Led Team In Points:	-	0-0
Led Team In Rebounds:	-	0-0
Led Team In Assists:	-	0-0

# #8 ERNEST UDEH JR.

6-11 | 260 | C | JR | ORLANDO, FLA. | DR. PHILLIPS HS (KANSAS)

## 2024-25 HIGHLIGHTS

Has won the opening tip in 21 of 25 games and all four overtime periods TCU has played in

## PRIOR TO THIS SEASON

- Missed five games due to injury in 2023-24
- 21 of his 34 field goals were dunks last season
- Has won the opening tip in 21 of 25 games and all four overtime periods TCU has played in
- 18 rebounds against TAMUC in 2023 were the most by a TCU player since Nov. 28, 2020 when Kevin Samuel recorded 18 rebounds against Tulsa
- 11 offensive rebounds vs. TAMUC in 2023 were the most by a TCU player since Jamal Brown had 15 against North Texas on Dec. 23, 2001
- Shot 75.6 percent from the field, including a KU record 21 consecutive from Dec. 1 to Feb. 28, a span of 17 games.
- In his KU debut vs. Omaha (11/7) he finished with five points and five rebounds along with a block and a steal.
- A McDonald's All-American following his senior season at Dr. Phillips High School in Orlando, Fla... and averaged 13.1 points and 9.2 rebounds
- Recorded 10.1 points, 9.8 rebounds and 1.9 blocked shots per game as a junior at Dr. Phillips HS in winning the state title.
- Ranked No. 23 by ESPN100, No. 31 by 247sports.com and No. 32 by Rivals.com.

## PERSONAL

- Born Jan. 8, 2004.
- Son of Chigozie "ChiChi" Udeh.
- Has two younger siblings, Gabriella and Emmanuel.
- Enjoys making music beats, gaming and dancing... Can play the drums.
- Majoring in communications.

SEASON	TEAM	GP-GS	MIN/AVG	Field Goals		3-Point		F-Throws		Rebounds				Scoring						
				FG-FGA	FG%	3FG-3FGA	3FG%	FT-FTA	FT%	OFF	DEF	TOT	AVG	PF-FO	A	TO	BLK	STL	PTS	AVG
2022-23	KU	30-0	249/8.3	34-45	.756	0-0	.000	9-22	.409	23	30	53	1.8	48-1	9	16	18	20	77	2.6
2023-24	TCU	29-29	502/17.3	39-64	.609	0-0	.000	47-84	.560	70	84	154	5.3	60-0	9	21	22	29	125	4.3
<b>TOTAL FOR TCU</b>		<b>29-29</b>	<b>502/17.3</b>	<b>39-64</b>	<b>.609</b>	<b>0-0</b>	<b>.000</b>	<b>47-84</b>	<b>.560</b>	<b>70</b>	<b>84</b>	<b>154</b>	<b>5.3</b>	<b>60-0</b>	<b>9</b>	<b>21</b>	<b>22</b>	<b>29</b>	<b>125</b>	<b>4.3</b>
<b>TOTAL</b>		<b>59-29</b>	<b>751/12.7</b>	<b>73-109</b>	<b>.670</b>	<b>0-0</b>	<b>.000</b>	<b>56-106</b>	<b>.528</b>	<b>93</b>	<b>114</b>	<b>207</b>	<b>3.5</b>	<b>108-1</b>	<b>18</b>	<b>37</b>	<b>40</b>	<b>49</b>	<b>202</b>	<b>3.4</b>



## GAME HIGHS

<b>Points</b>	
Season	-
Career	13 (1/1/24 vs. TAMUC)
<b>Rebounds</b>	
Season	-
Career	13 (1/1/24 vs. TAMUC)
<b>Assists</b>	
Season	-
Career	2, 2x (last, 12/21/23 vs. Old Dominion)
<b>Steals</b>	
Season	-
Career	5 (1/16/24 at Cincinnati)
<b>Blocks</b>	
Season	-
Career	3, 2x (last, (1/1/24 vs. TAMUC))
<b>Field Goals</b>	
Season	-
Career	5 (1/16/24 at Cincinnati)
<b>Field Goal Attempts</b>	
Season	-
Career	8 (1/16/24 at Cincinnati)
<b>3-Point Field Goals:</b>	
Season	-
Career	-
<b>3-Point Field Goal Attempts</b>	
Season	-
Career	-
<b>Free Throws</b>	
Season	-
Career	8 (1/20/24 vs. Iowa State)
<b>Free Throw Attempts</b>	
Season	-
Career	12 (1/1/24 vs. TAMUC)
<b>Minutes</b>	
Season	-
Career	28 (1/27/24 at Baylor)

## MISCELLANEOUS STATS

Year	Season	Career	TCU W/L
20+ Points:	-	-	0-0
10+ Points:	-	2	1-0
10+ Rebs:	-	3	2-1
Double-Doubles:	-	1	1-0
5+ Assists:	-	-	0-0
Led Team In Points:	-	1	1-0
Led Team In Rebounds:	-	8	6-2
Led Team In Assists:	-	-	0-0



# #11 FRANKIE COLLINS

6-2 | 200 | G | SR | SACRAMENTO, CALIF. | CORONADO HS-NEV. (ARIZONA STATE)

## 2024-25 HIGHLIGHTS

### PRIOR TO THIS SEASON

- Played the past two seasons at Arizona State and averaged 13.6 points, 4.4 rebounds, 3.2 assists and 2.4 steals per game last year
- Averaged 9.9 points, 4.1 rebounds and 4.3 assists per game and shot 40.1 percent from the field in 2022-23
- Against TCU (3/17/23) in the first round of the NCAA Tournament, scored eight points on 4-of-8 shooting
- Played in 31 games for Michigan in the 2021-22 season, which advanced to the Sweet 16
- Averaged 2.8 points, 1.7 rebounds, 1.4 assists in 10.9 minutes per game for the Wolverines
- First collegiate start came against Colorado State (3/17/22) and had a season-high 14 points and a season-high six rebounds to go with two assists

### PERSONAL

- Born Jan. 23, 2002 in Sacramento, Calif
- Son of Jontae and Aaron Collins
- Majoring in general studies with a social work emphasis



### GAME HIGHS

#### Points

Season -  
Career 25 (12/31/23 at Cal)

#### Rebounds

Season -  
Career 10 (12/11/23 at Cal)

#### Assists

Season -  
Career 11 (12/18/22 vs. San Diego)

#### Steals

Season -  
Career 8 (11/16/23 vs. UMass Lowell)

#### Blocks

Season -  
Career 2 (12/3/23 vs. San Francisco)

#### Field Goals

Season -  
Career 10 (12/31/23 at Cal)

#### Field Goal Attempts

Season -  
Career 24 (11/7/22 vs. Tarelton State)

#### 3-Point Field Goals:

Season -  
Career 4, 4x (2/28/24 vs. Arizona)

#### 3-Point Field Goal Attempts

Season -  
Career 11 (11/7/22 vs Tarelton State)

#### Free Throws

Season -  
Career 8 (11/22/22 vs. Grambling)

#### Free Throw Attempts

Season -  
Career 10 (11/22/22 vs. Grambling)

#### Minutes

Season -  
Career 37, 3x (last 2/25/23 vs. Stanford)

SEASON	TEAM	GP-GS	MIN/AVG	Field Goals		3-Point		F-Throws		Rebounds				Scoring						
				FG-FGA	FG%	3FG-3FGA	3FG%	FT-FTA	FT%	OFF	DEF	TOT	AVG	PF	FO	A	TO	BLK	STL	PTS
2021-22	Mich	31-1	338/10.9	35-82	.427	3-18	.167	15-34	.441	7	46	53	1.7	35-0	43	35	2	12	88	2.8
2022-23	ASU	35-34	977/27.9	117-292	.401	25-74	.338	79-127	.622	24	121	145	4.1	79-0	151	74	8	46	338	9.7
2023-24	ASU	32-32	1034/32.3	170-399	.426	45-145	.310	57-99	.576	35	107	142	4.4	75-2	102	85	6	84	442	13.8
<b>TOTAL FOR TCU</b>		<b>0-0</b>	<b>0/0.0</b>	<b>0-0</b>	<b>.000</b>	<b>0-0</b>	<b>.000</b>	<b>0-0</b>	<b>.000</b>	<b>0</b>	<b>0</b>	<b>0</b>	<b>0.0</b>	<b>0-0</b>	<b>0</b>	<b>0</b>	<b>0</b>	<b>0</b>	<b>0</b>	<b>0.0</b>
<b>TOTAL</b>		<b>98-67</b>	<b>2350/24.0</b>	<b>322-773</b>	<b>.417</b>	<b>73-237</b>	<b>.308</b>	<b>151-260</b>	<b>.581</b>	<b>66</b>	<b>274</b>	<b>340</b>	<b>3.5</b>	<b>189-2</b>	<b>296</b>	<b>194</b>	<b>16</b>	<b>142</b>	<b>868</b>	<b>8.9</b>

### MISCELLANEOUS STATS

Year	Season	Career	TCU W/L
20 + Points:	-	5	0-0
10+ Points:	-	47	0-0
10+ Rebs:	-	1	0-0
Double-Doubles:	-	2	0-0
5 + Assists:	-	20	0-0
Led Team In Points:	-	2	0-0
Led Team In Rebounds:	-	3	0-0
Led Team In Assists:	-	2	0-0

# #13 TRAZARIEN WHITE

6-6 | 185 | F | SR | MANSFIELD, TEXAS | TIMBERVIEW HS (UNC WILMINGTON)

## 2024-25 HIGHLIGHTS

### PRIOR TO THIS SEASON

- Played the previous three seasons at UNC Wilmington where he was a two-time NABC All-District 10 and All-Coastal Athletic Association
- Scored 1,298 career points... Led UNCW in scoring with 19.8 points in 2023-24 and 14.2 points in 2022-23
- Broke the 30-point mark in a game three times, including a 38-point effort at Campbell (2/26/24) on 14-of-26 shooting from the field and nine rebounds
- Played at Collin College during the 2020-21 season and averaged 6.9 points and 4.7 rebounds
- Won state titles as a sophomore and senior at Timberview High School in Arlington, Texas
- Averaged 19.0 points, 22.0 rebounds, 2.5 assists and 2.0 steals per game while earning all-district and all-state accolades
- Played AAU for Texas Impact 4:13

### PERSONAL

- Born Dec. 22, 2000
- Son of Choloé and Tracy White
- Pursuing a master of liberal arts degree



### GAME HIGHS

#### Points

Season -  
Career 38 (2/26/24 at Campbell)

#### Rebounds

Season -  
Career 14 (2/3/24 vs. Campbell)

#### Assists

Season -  
Career 6, 2x (last, 1/18/24 at Elon)

#### Steals

Season -  
Career 4 (11/14/23 vs. Columbia Int'l)

#### Blocks

Season -  
Career 2, 2x (last, 1/27/24 at Stony Brook)

#### Field Goals

Season -  
Career 14 (2/26/24 at Campbell)

#### Field Goal Attempts

Season -  
Career 28 (1/27/24 at Stony Brook)

#### 3-Point Field Goals:

Season -  
Career 3, 2x (last, 3/10/24 vs. Towson)

#### 3-Point Field Goal Attempts

Season -  
Career 5, 3x (last, 11/14/23 vs. Columbia Int'l)

#### Free Throws

Season -  
Career 11 (1/18/24 at Elon)

#### Free Throw Attempts

Season -  
Career 20 (1/18/24 at Elon)

#### Minutes

Season -  
Career 46 (2/26/24 at Campbell)

SEASON	TEAM	GP-GS	MIN/AVG	Field Goals		3-Point		F-Throws		Rebounds				Scoring						
				FG-FGA	FG%	3FG-3FGA	3FG%	FT-FTA	FT%	OFF	DEF	TOT	AVG	PF	FO	A	TO	BLK	STL	PTS
2021-22	UNCW	32-23	727/22.7	75-164	.457	9-42	.214	63-94	.670	67	82	149	4.7	56-1	26	32	7	26	222	6.9
2022-23	UNCW	34-34	1084/31.9	167-357	.468	22-78	.282	127-193	.658	48	153	201	5.9	78-2	62	88	8	35	483	14.2
2023-24	UNCW	30-20	907/30.2	202-410	.493	23-59	.390	166-232	.716	59	145	204	6.8	63-1	48	74	13	24	593	19.8
<b>TOTAL FOR TCU</b>		<b>0-0</b>	<b>0/0.0</b>	<b>0-0</b>	<b>.000</b>	<b>0-0</b>	<b>.000</b>	<b>0-0</b>	<b>.000</b>	<b>0</b>	<b>0</b>	<b>0</b>	<b>0.0</b>	<b>0-0</b>	<b>0</b>	<b>0</b>	<b>0</b>	<b>0</b>	<b>0</b>	<b>0.0</b>
<b>TOTAL</b>		<b>96-77</b>	<b>2718/28.3</b>	<b>444-931</b>	<b>.477</b>	<b>54-179</b>	<b>.302</b>	<b>356-519</b>	<b>.686</b>	<b>174</b>	<b>380</b>	<b>554</b>	<b>5.8</b>	<b>197-4</b>	<b>136</b>	<b>194</b>	<b>28</b>	<b>85</b>	<b>1298</b>	<b>13.5</b>

### MISCELLANEOUS STATS

Year	Season	Career	TCU W/L
20 + Points:	-	18	0-0
10+ Points:	-	62	0-0
10+ Rebs:	-	13	0-0
Double-Doubles:	-	13	0-0
5 + Assists:	-	2	0-0
Led Team In Points:	-	2	0-0
Led Team In Rebounds:	-	3	0-0
Led Team In Assists:	-	2	0-0

# #15 DAVID PUNCH

6-7 | 245 | F | FR | HARKER HEIGHTS, TEXAS | HARKER HEIGHTS HS

## 2024-25 HIGHLIGHTS

### PRIOR TO THIS SEASON

- Has a composite four-star ranking and is ranked 91st nationally and No. 5 in the state of Texas according to 247Sports
- Ranked No. 100 by ESPN and 119 by Rivals
- Named Texas Association of Basketball Coaches 6A All-State and unanimous 12-6A All-District MVP in 2023-24 after averaging 17.0 points and 11.7 rebounds and guiding Harker Heights to a third-straight district championship
- Placed on the TABC All-Region Team... Named 12-6A All-District Co-Most Valuable Player in the 2022-23 season
- Played on the Nike EYBL Circuit for Dallas Dynamic Prep and averaged 14.8 points and 7.9 rebounds
- Played on traveling team Drive Nation and averaged 13.3 points and 9.0 rebounds per game.

### PERSONAL

- Born Aug. 2, 2006
- Son of Felisha Provost and David Punch
- Has not yet declared a major



### GAME HIGHS

#### Points

Season	-
Career	Same

#### Rebounds

Season	-
Career	Same

#### Assists

Season	-
Career	Same

#### Steals

Season	-
Career	Same

#### Blocks

Season	-
Career	Same

#### Field Goals

Season	-
Career	Same

#### Field Goal Attempts

Season	-
Career	Same

#### 3-Point Field Goals:

Season	-
Career	Same

#### 3-Point Field Goal Attempts

Season	-
Career	Same

#### Free Throws

Season	-
Career	Same

#### Free Throw Attempts

Season	-
Career	Same

#### Minutes

Season	-
Career	Same

### MISCELLANEOUS STATS

Year	Season	TCU W/L
20+ Points:	-	0-0
10+ Points:	-	0-0
10+ Rebs:	-	0-0
Double-Doubles:	-	0-0
5+ Assists:	-	0-0
Led Team In Points:	-	0-0
Led Team In Rebounds:	-	0-0
Led Team In Assists:	-	0-0

# #21 NOAH REYNOLDS

6-3 | 200 | G | SR | PEORIA, ILL. | NOTRE DAME HS (GREEN BAY)

## 2024-25 HIGHLIGHTS

### PRIOR TO THIS SEASON

- Played last season at Green Bay and ranked third in the Horizon League with 20.0 points and third with 4.5 assists
- Scored 20 or more points 11 times, including six games of 30 or more
- Played the 2022-23 and 2023-24 season at Wyoming and averaged 14.1 points and 2.3 rebounds in 24.5 minutes per game
- Was an All-State selection as a senior at Notre Dame High School leading his team to a 14-1 record as a senior and 44-2 in his last two seasons.
- As a senior in 2020-21, Reynolds averaged 15.3 points per game to go along with 6.3 assists to lead the area in that category
- As a junior in 2019-20, was named Journal Star Large-School Boys Basketball Player of the Year, leading his team to a No. 1 ranking in Class 3A with a 30-1 record. He averaged 16.8 points, 4.5 rebounds, 3.5 assists and 2.0 steals per night and shot 61.5 percent from the field, and 41.7 percent from three.

### PERSONAL

- Born Nov. 11, 2002
- Son of Paige Reynolds
- Majoring in general studies with a sociology emphasis

SEASON	TEAM	GP-GS	MIN/AVG	Field Goals		3-Point		F-Throws		Rebounds				Scoring						
				FG-FGA	FG%	3FG-3FGA	3FG%	FT-FTA	FT%	OFF	DEF	TOT	AVG	PF	FO	A	TO	BLK	STL	PTS
2021-22	UW	23-0	257/11.2	22-59	.373	10-24	.417	13-23	.565	1	23	24	1.0	27-1	17	16	4	5	67	2.9
2022-23	UW	19-10	474/24.9	104-216	.481	24-73	.329	43-65	.662	7	35	42	2.2	26-1	39	51	3	7	275	14.5
2023-24	GB	27-26	901/33.4	202-395	.511	34-100	.340	102-129	.791	16	83	99	3.7	62-0	121	73	14	21	540	20.0
<b>TOTAL FOR TCU</b>	<b>0-0</b>	<b>0/0.0</b>	<b>0-0</b>	<b>.000</b>	<b>0-0</b>	<b>.000</b>	<b>0-0</b>	<b>.000</b>	<b>0-0</b>	<b>0</b>	<b>0</b>	<b>0</b>	<b>0.0</b>	<b>0-0</b>	<b>0</b>	<b>0</b>	<b>0</b>	<b>0</b>	<b>0</b>	<b>0.0</b>
<b>TOTAL</b>	<b>69-36</b>	<b>1633/23.7</b>	<b>328-670</b>	<b>.490</b>	<b>68-197</b>	<b>.345</b>	<b>158-217</b>	<b>.728</b>	<b>24</b>	<b>141</b>	<b>165</b>	<b>2.4</b>	<b>115-2</b>	<b>177</b>	<b>140</b>	<b>21</b>	<b>33</b>	<b>882</b>	<b>12.8</b>	



### GAME HIGHS

#### Points

Season -  
Career 39 (12/29/23 vs. Wright St.)

#### Rebounds

Season -  
Career 8 (1/18/24 at Wright St.)

#### Assists

Season -  
Career 10 (11/9/23 vs. St. Francis)

#### Steals

Season -  
Career 3 (1/27/24 vs. Detroit Mercy)

#### Blocks

Season -  
Career 2, 3x (last, 2/8/24 at Robert Morris)

#### Field Goals

Season -  
Career 14, 2x (last, 1/27/24 vs. Detroit Mercy)

#### Field Goal Attempts

Season -  
Career 25 (11/14/23 at Valparaiso)

#### 3-Point Field Goals:

Season -  
Career 5 (12/29/23 vs. Wright St.)

#### 3-Point Field Goal Attempts

Season -  
Career 7 (12/31/23 vs. Robert Morris)

#### Free Throws

Season -  
Career 13 (1/14/24 vs. Cleveland St.)

#### Free Throw Attempts

Season -  
Career 15 (2/8/24 at Robert Morris)

#### Minutes

Season -  
Career 39, 2x (last, 2/8/24 at Robert Morris)

### MISCELLANEOUS STATS

Year	Season	Career	TCU W/L
20+ Points:	-	16	0-0
10+ Points:	-	35	0-0
10+ Rebs:	-	-	0-0
Double-Doubles:	-	1	0-0
5+ Assists:	-	12	0-0
Led Team In Points:	-	2	0-0
Led Team In Rebounds:	-	3	0-0
Led Team In Assists:	-	2	0-0

# #24 RJ JONES

6-3 | 180 | G | SO | DENTON, TEXAS | WASATCH ACADEMY - UTAH (KANSAS STATE)

## 2024-25 HIGHLIGHTS

### PRIOR TO THIS SEASON

- Played last season at Kansas State and averaged 2.4 points, 0.8 rebounds and 0.7 assists in limited minutes over 28 games
- Scored his Big 12-high of nine points at No. 14 Kansas (3/5/24) and made 3-of-5 from 3-point range.
- Rated a consensus four-star prospect by all major recruiting services and played his final prep year at Wasatch Academy in Mount Pleasant, Utah
- In 2022-23 as a senior, averaged 11.9 points on 40 percent shooting, including 39 percent from 3-point range, with 5.2 assists, 2.8 rebounds and 1.3 steals. Also that year, was named Third Team All-NIBC.
- Played at John Paul II High School in Plano as a junior during the 2021-22 season and averaged 19.7 points, 4.1 rebounds, 3.1 assists and 1.6 steals.
- Was listed among the ESPN 100 and Rivals150. Rated as a top-20 shooting guard nationally and the No. 1 prospect in Texas by 247Sports and On3.
- Led the John Paul II to a 31-7 record and their second TAPPS Class 6A Championship in three seasons
- Selected as the 2022 TAPPS Class 6A Player of the Year and Class 6A First Team All-State
- Combined for more than 800 points as a freshman (2019-20) and sophomore (2020-21) at Braswell High School in Little Elm, Texas

### PERSONAL

- Born Sept. 10, 2004
- Full name is Robert Lee Jones Jr.
- Son of Cynthia Jones and Robert Jones Jr
- Has not yet declared a major

SEASON	TEAM	GP-GS	MIN/AVG	Field Goals		3-Point		F-Throws		Rebounds				Scoring						
				FG-FGA	FG%	3FG-3FGA	3FG%	FT-FTA	FT%	OFF	DEF	TOT	AVG	PF	FO	A	TO	BLK	STL	PTS
2023-24	KState	28-0	252/9.0	20-68	.294	17-57	.298	11-13	.846	2	19	21	0.8	27-0	20	14	1	7	68	2.4
<b>TOTAL FOR TCU</b>		<b>0-0</b>	<b>0/0.0</b>	<b>0-0</b>	<b>.000</b>	<b>0-0</b>	<b>.000</b>	<b>0-0</b>	<b>.000</b>	<b>0</b>	<b>0</b>	<b>0</b>	<b>0.0</b>	<b>0-0</b>	<b>0</b>	<b>0</b>	<b>0</b>	<b>0</b>	<b>0</b>	<b>0.0</b>
<b>TOTAL</b>		<b>28-0</b>	<b>252/9.0</b>	<b>20-68</b>	<b>.294</b>	<b>17-57</b>	<b>.298</b>	<b>11-13</b>	<b>.846</b>	<b>2</b>	<b>19</b>	<b>21</b>	<b>0.8</b>	<b>27-0</b>	<b>20</b>	<b>14</b>	<b>1</b>	<b>7</b>	<b>68</b>	<b>2.4</b>



### GAME HIGHS

<b>Points</b>	
Season	-
Career	14 (3/5/24 vs South Dakota)
<b>Rebounds</b>	
Season	-
Career	3 (12/18/22 at Oklahomma St.)
<b>Assists</b>	
Season	-
Career	4 (11/26/22 vs. Central Arkansas)
<b>Steals</b>	
Season	-
Career	4 (11/26/22 vs. Central Arkansas)
<b>Blocks</b>	
Season	-
Career	1, 2x (last, 12/6/22 at Oklahomma St.)
<b>Field Goals</b>	
Season	-
Career	4 (3/5/24 vs. South Dakota)
<b>Field Goal Attempts</b>	
Season	-
Career	6 (3/5/24 vs. South Dakota)
<b>3-Point Field Goals:</b>	
Season	-
Career	4 (3/5/24 vs South Dakota)
<b>3-Point Field Goal Attempts</b>	
Season	-
Career	5 (3/5/24 vs South Dakota)
<b>Free Throws</b>	
Season	-
Career	3, 2x (12/21/22 vs. North Alabama)
<b>Free Throw Attempts</b>	
Season	-
Career	3, 2x (12/21/22 vs. North Alabama)
<b>Minutes</b>	
Season	-
Career	21 (11/26/22 vs. Central Arkansas)

### MISCELLANEOUS STATS

Year	Season	Career	TCU W/L
20 + Points:	-	-	0-0
10+ Points:	-	1	0-0
10+ Rebs:	-	-	0-0
Double-Doubles:	-	-	0-0
5 + Assists:	-	-	0-0
Led Team In Points:	-	2	0-0
Led Team In Rebounds:	-	3	0-0
Led Team In Assists:	-	2	0-0



# #32 MALICK DIALLO

6-9 | 230 | C | FR | BAMAKO, MALI | WASATCH ACADEMY - UTAH

## 2024-25 HIGHLIGHTS

### PRIOR TO THIS SEASON

- Was a four-star recruit by ESPN and rated the No. 30 center in the nation by 247Sports
- Played from 2021-24 for Wasatch Academy in Mt. Pleasant, Utah
- Suffered a knee injury that kept him out of his senior season in 2023-24
- Originally from Mali, played for his country at the FIBA U18 African Championship in 2022 and averaged 10.9 points and 11.7 rebounds in seven games
- Played in the 2022 FIBA U17 Basketball World Cup and averaged 13.0 points and 12.6 rebounds over seven games
- At the 2021 FIBA U16 African Championship, averaged 15.1 points and 13.3 rebounds over eight games
- Began playing basketball in October of 2017 on a club called Djoliba AC and later played on AS Real De Bamako
- Attended Juan Diego Catholic High School in Salt Lake City prior to Wasatch.

### PERSONAL

- Born May 6, 2005
- Son of Asa Soumare and Amara Diallo
- Host family is Landry and Susan Redd
- Moved to the United States prior to his freshman year in high school
- Speaks fluent French
- Majoring in business.



### GAME HIGHS

#### Points

Season	-
Career	Same

#### Rebounds

Season	-
Career	Same

#### Assists

Season	-
Career	Same

#### Steals

Season	-
Career	Same

#### Blocks

Season	-
Career	Same

#### Field Goals

Season	-
Career	Same

#### Field Goal Attempts

Season	-
Career	Same

#### 3-Point Field Goals:

Season	-
Career	Same

#### 3-Point Field Goal Attempts

Season	-
Career	Same

#### Free Throws

Season	-
Career	Same

#### Free Throw Attempts

Season	-
Career	Same

#### Minutes

Season	-
Career	Same

### MISCELLANEOUS STATS

Year	Season	TCU W/L
20+ Points:	-	0-0
10+ Points:	-	0-0
10+ Rebs:	-	0-0
Double-Doubles:	-	0-0
5+ Assists:	-	0-0
Led Team In Points:	-	0-0
Led Team In Rebounds:	-	0-0
Led Team In Assists:	-	0-0

# #41 JACE POSEY

6-5 | 206 | G | R-FR | HOUSTON, TEXAS | STRAKE JESUIT COLLEGE PREP

## 2024-25 HIGHLIGHTS

### PRIOR TO THIS SEASON

- Was on the team last season but took a redshirt year
- Competed for TCU's track and field team in the outdoor season and finished in third place in the high jump at the 2024 Big 12 Outdoor Championships with a jump of 2.14m (7-0.25)... Had the fourth-highest jump in program history with a mark of 2.15m (7-0.5) at the Tom Jones Memorial Invitational and finished first.
- Two-time state high jump champion and jumped 7-4.25 to win as a junior and 7-feet to win as a senior
- Was a four-star recruit out of high school and was ranked the 92nd best player nationally according to 247 Sports
- Led the team with an average of 17.0 points, 8.0 rebounds and 3.0 assists per game as a senior
- Named TABC All-Region and All-State as a senior and played in the 2023 TABC All-Star Game
- McDonalds All-American nominee... Scored over 1,000 career points, including 550 as a senior

### PERSONAL

- Born April 8, 2005
- Son of James and Lottie Posey
- Father, James, played 12 seasons in the NBA and won a championship with the 2006 Miami Heat and the 2008 Boston Celtics and is a current assistant coach for the Washington Wizards.



### GAME HIGHS

Points	Season	Career
	-	Same
Rebounds	Season	Career
	-	Same
Assists	Season	Career
	-	Same
Steals	Season	Career
	-	Same
Blocks	Season	Career
	-	Same
Field Goals	Season	Career
	-	Same
Field Goal Attempts	Season	Career
	-	Same
3-Point Field Goals:	Season	Career
	-	Same
3-Point Field Goal Attempts	Season	Career
	-	Same
Free Throws	Season	Career
	-	Same
Free Throw Attempts	Season	Career
	-	Same
Minutes	Season	Career
	-	Same

### MISCELLANEOUS STATS

Year	Season	TCU W/L
20+ Points:	-	0-0
10+ Points:	-	0-0
10+ Rebs:	-	0-0
Double-Doubles:	-	0-0
5+ Assists:	-	0-0
Led Team In Points:	-	0-0
Led Team In Rebounds:	-	0-0
Led Team In Assists:	-	0-0

### SPECIALTY STATS

#### TCU/OPP

	In Paint		Off T/O		2nd Chance		Fast Break		Bench	
	TCU	Opp	TCU	Opp	TCU	Opp	TCU	Opp	TCU	Opp
Florida A&M	-	-	-	-	-	-	-	-	-	-
<b>Totals</b>	-	-	-	-	-	-	-	-	-	-
<b>Times Led</b>	-	-	-	-	-	-	-	-	-	-
<b>High</b>										

### CAREER DOUBLE-DOUBLES

<b>Vasean Altette - 1</b> 19 P, 12 R	at Coastal Carolina (1/13/24)
<b>Frankie Collins - 1</b> 10 P, 10 R	at California (2/11/23)
<b>Ernest Udeh Jr. - 1</b> 13 P, 18 R	vs. Texas A&M Commerce (1/1/24)
<b>Brendon Wenzel - 1</b> 14 P, 12 R	Texas A&M Commerce (12/6/22)
<b>Trazartien White - 13</b> 17 P, 11 R	James Madison (2/19/22)
14 P, 11 R	at Drexel (2/24/22)
15 P, 11 R	vs. Elon (3/6/22)
16 P, 11 R	vs. Missouri St. (11/25/22)
18 P, 14 R	East Carolina (12/6/22)
10 P, 14 R	Campbell (2/3/23)
14 P, 11 R	at Hampton (2/10/23)
26 P, 12 R	at Drexel (2/16/23)
21 P, 11 R	vs. Hofstra (3/6/23)
14 P, 11 R	at East Carolina (11/30/23)
27 P, 10 R	at Kentucky (12/2/23)
31 P, 11 R	at Elon (1/18/24)
26 P, 10 R	at Stony Brook (1/27/24)

### GAME-BY-GAME STARTERS

Different starting lineups: -

Players who have at least one start: -

Opponent	Date	Score	W/L	Guard	Guard	Guard/Forward	Forward	Center	Record W/ Lineup
Florida A&M									

## LAST TIME IT HAPPENED

### WON BY 30 POINTS

TCU +35 (77-42) vs. TAMU-Commerce (1/1/24)  
Opp. +36 (82-46) at Oklahoma (1/12/21)

### WON IN OVERTIME

TCU 59-58 vs. Oklahoma (1/15/22)  
Opp. 81-77 at Cincinnati, OT (1/16/24)

### WON IN DOUBLE OVERTIME

TCU 97-89 vs. UT Arlington (11/18/06)  
Opp. 99-98 at Texas (1/10/18)

### WON IN TRIPLE OVERTIME

TCU 105-102 at Baylor (1/27/24)  
Opp. 104-96 at West Virginia (2/26/19)

### 100 OR MORE POINTS

TCU 105 at Baylor, 3OT (1/27/24)  
Opp. 102 at Baylor, 3OT (1/27/24)

### 50 OR FEWER POINTS

TCU 49 at Texas Tech (3/2/21)  
Opp. 42 vs. Texas A&M Commerce (1/1/23)

### 40 OR FEWER POINTS

TCU 40 at Baylor (1/12/13)  
Opp. 40 vs. Oklahoma State (1/11/20)

### 90 OR MORE POINTS IN A LOSS

TCU 98 (102-98, OT) at Missouri (1/30/21)  
Opp. 92 (94-92, OT) at Iowa (3/19/20)

### 60 OR FEWER POINTS IN A VICTORY

TCU 59 (59-44) at Iowa State (1/22/22)  
Opp. 54 (54-51) vs. Iowa State (2/15/22)

### 60% OR BETTER FIELD GOALS

TCU .614 (43-70) vs. Southern (11/6/23)  
Opp. .604 (32-53) at Texas Tech (2/10/20)

### 30% OR WORSE FIELD GOALS

TCU .267 (12-45) at Texas Tech (2/10/20)  
Opp. .288 (15-52) vs. Seton Hall (3/18/22)

### 90% OR BETTER FREE THROWS (MIN. 10 MADE)

TCU .933 (14-15) vs. Cincinnati (2/24/24)  
Opp. 100 (11-11) vs. Texas Tech (2/26/22)

### 40% OR WORSE FREE THROWS

TCU .333 (6-18) at Iowa State (2/15/23)  
Opp. .368 (7-19) vs. Mississippi Valley State (12/18/22)

### 30 OR MORE FREE THROWS MADE

TCU 32 (32-39) vs. Alcorn State (11/21/23)  
Opp. 32 (32-44) vs. St. Bonaventure (11/25/17)

### 5 OR FEWER FREE THROWS MADE

TCU 5 (5-11) at Kansas (1/28/21)  
Opp. 1 (1-4) vs. Sam Houston State (3/20/19)

### 0 FREE THROWS MADE

TCU 0, at Vanderbuilt (1/27/18)  
Opp. 0, vs. Wichita State (12/8/08)

### 40 OR MORE FREE THROWS ATTEMPTED

TCU 30 (30-37) vs. SMU (12/5/17)  
Opp. 44 (32-44) vs. St. Bonaventure (11/25/17)

### 80%+ 3-POINTERS

TCU .875 (7-8) vs. Stephen F. Austin (12/8/03)  
Opp. .833 (10-12) vs. Washington (11/30/16)

### 70%+ 3-POINTERS

TCU .739 (17-23) at UNLV (3/13/08)  
Opp. .700 (7-10) vs. West Virginia (2/9/13)

### 60%+ 3-POINTERS

TCU .600 (6-10) at Hawaii (12/24/23)  
Opp. .688 (11-16) vs. Santa Clara (11/22/21)

### 0 3-POINTERS

TCU 0 (0-9) vs. Oklahoma State (2/14/15)  
Opp. 0 (0-8) vs. Mississippi Valley State (12/18/22)

### 10+ 3-POINTERS

TCU 11, at West Virginia (3/6/24)  
Opp. 14, Texas Tech (1/30/24)

### 15+ 3-POINTERS

TCU 15, vs. Kansas State (2/15/20)  
Opp. 15, at Baylor (2/2/19)

### 60 OR MORE REBOUNDS

TCU 63, vs. Grambling State (12/30/02)  
Opp. 61, at SMU (1/25/97)

### 50 OR MORE REBOUNDS

TCU 55, vs. Texas A&M Commerce (1/1/24)  
Opp. 52, at West Virginia, 3OT (2/26/19)

### 20 OR MORE OFFENSIVE REBOUNDS

TCU 21, at Texas Tech (2/20/24)  
Opp. 20, at SMU (12/5/18)

### 25 OR FEWER REBOUNDS

TCU 18, at West Virginia (1/18/23)  
Opp. 22, vs. Texas Tech (2/26/22)

### OUT-REBOUNDED OPPONENT BY 20+

TCU 26 (55-29) vs. Texas A&M Commerce (1/1/24)  
Opp. 21 (41-20) vs. Kansas (1/5/21)

### OUT-REBOUNDED OPPONENT BY 15+

TCU 22 (44-22) vs. Old Dominion (12/21/23)  
Opp. 15 (39-24) vs. Santa Clara (11/22/21)

### 20 OR MORE SECOND CHANCE POINTS

TCU 20, at Kansas State (2/17/24)  
Opp. 21, vs. Nebraska (3/24/19)

### 30+ ASSISTS

TCU 31, vs. Eastern Michigan (11/26/18)  
Opp. 34, at South Florida (1/5/02)

### 20+ ASSISTS

TCU 20, at Cincinnati (1/16/24)  
Opp. 20, at Iowa State (2/10/24)

### 20+ STEALS

TCU 30, vs. Arkansas-Pine Bluff (12/30/00)  
Opp. 20, vs. Air Force (1/21/10)

### 15+ STEALS

TCU 16, at Kansas (1/6/24)  
Opp. 18, vs. Iowa State (1/20/24)

### 10+ BLOCKED SHOTS

TCU 10, vs. ULM (11/17/22)  
Opp. 10, vs. Oklahoma (3/7/20)

### 10 OR FEWER TURNOVERS

TCU 9, at Kansas (1/6/24)  
Opp. 9, at Texas Tech (2/20/24)

### 5 OR FEWER TURNOVERS

TCU 5, vs. Arizona State (3/17/23)  
Opp. 5, at Oklahoma State (1/23/24)

### 30+ TURNOVERS

TCU 31, at Houston (1/12/94)  
Opp. 35, vs. Austin College (11/11/11)

### 55+ POINTS IN A HALF

TCU 51 (2nd) at Kansas State (2/17/24)  
Opp. 58 (2nd) at BYU (3/23/24)

### 50+ POINTS IN A HALF

TCU 53 (1st) at West Virginia (3/6/24)  
Opp. 50 (2nd) at Texas (1/11/23)

### 20+ POINT LEAD AT HALFTIME

TCU 22 (51-29) vs. Houston Christian (11/27/23)  
Opp. 25 (45-20) at Texas Tech (2/10/20)

### 20 OR FEWER POINTS IN A HALF

TCU 20 (2nd) vs. Nicholls (11/18/21)  
Opp. 20 (1st) vs. Mississippi Valley State (12/18/22)

### DID NOT ATTEMPT A FREE THROW IN A HALF

TCU 0 (1st) vs. Kansas State (2/15/20)  
Opp. 0 (1st) vs. Sam Houston State (3/20/19)

### 0 TURNOVERS IN A HALF

TCU Not since prior to the 2000-01 season  
Opp. 0 (2nd) at Texas Tech (2/23/16)

### PLAYER W/ 40+ POINTS

TCU 42, Junior Blount at Tulane (2/26/02)  
Opp. 41, Austin Reaves vs. Oklahoma (3/7/20)

### PLAYER W/ 30+ POINTS

TCU 33, Mike Miles at Baylor (1/4/23)  
Opp. 36, Jesse Edwards at West Virginia (3/6/24)

### TWO PLAYERS W/ 20+ POINTS

TCU 24, Trevian Tennyson, 20, Emanuel Miller at Kansas (1/6/24)  
Opp. 21, Fousseyni Traore; 21, Trevin Knell; 20 at BYU (3/2/24)

### PLAYER W/ 20+ REBOUNDS

TCU 20, Adrick McKinney vs. Houston (12/4/12)  
Opp. 21, Derek Culver, at West Virginia, 3OT (2/26/19)

### PLAYER W/ 15+ REBOUNDS

TCU 18, Ernest Udeh Jr. vs. Texas A&M Commerce (1/1/24)  
Opp. 17, Freddie Gillespie vs. Baylor (2/29/20)

### PLAYER W/ 8+ OFFENSIVE REBOUNDS

TCU 11, Ernest Udeh Jr. vs. Texas A&M Commerce (1/1/24)  
Opp. 8, Hunter Dickinson at Kansas (1/6/24)

### PLAYER W/ 15+ ASSISTS

TCU 17, Alex Robinson vs. Iowa State (1/17/18)  
Opp. 17, Tito Maddux vs. Fresno State (1/10/01)

### PLAYER W/ 10+ ASSISTS

TCU 10, Jameer Nelson Jr. vs. Houston Christian (11/27/23)  
Opp. 10, RayJ Dennis at Baylor, 3OT (1/27/24)

### PLAYER W/ 10+ STEALS

TCU 12, Greedy Daniels vs. Arkansas-Pine Bluff (12/30/00)  
Opp. N/A

### PLAYER W/ 5+ STEALS

TCU 5, Ernest Udeh Jr. at Cincinnati (1/16/24)  
Opp. 7, Curtis Jones vs. Iowa State (1/20/24)

### PLAYER W/ 10+ BLOCKED SHOTS

TCU 11, Derrick Davenport at Alaska-Fairbanks (11/20/99)  
Opp. 12, Joel Anthony at UNLV (2/7/07)

### PLAYER W/ 5+ BLOCKED SHOTS

TCU 5, Kevin Samuel vs. Kansas State (2/20/21)  
Opp. 5, Udoka Azubuike vs. Kansas (2/8/20)

### PLAYER MADE 12 FIELD GOALS

TCU 12, Mike Miles at Missouri (1/30/21)  
Opp. 13, Hunter Dickinson at Kansas (1/6/24)

### PLAYER MADE 7+ 3-POINTERS

TCU 7, Desmond Bane vs. Louisiana (11/12/19)  
Opp. 7, Ja'Monta Black (11/14/22)

### PLAYER MADE 6+ 3-POINTERS

TCU 6, Trevian Tennyson at Kansas (1/6/24)  
Opp. 7, Gabe Madsen vs. Utah (12/21/22)

### PLAYER MADE 10 FREE THROWS

TCU 13 (13-14), Emanuel Miller vs. Nevada (12/22/23)  
Opp. 11 (11-12), Pop Isaacs at Texas Tech (2/20/24)

### FIVE PLAYERS SCORED 10+ POINTS

TCU 6, Anderson, Coles, Nelson, Miller, Mostofa, Peavy at Texas Tech (2/20/23)

### SIX PLAYERS SCORED 10+ POINTS

TCU 6, Anderson, Coles, Nelson, Miller, Mostofa, Peavy at Texas Tech (2/20/23)

2023-24 SEASON STATS

Game Records

Record	Overall	Home	Away	Neutral
ALL GAMES	21-13	12-4	6-5	3-4
CONFERENCE	9-9	5-4	4-5	0-0
NON-CONFERENCE	12-4	7-0	2-0	3-4

Score by Periods

Team	1st	2nd	OT	TOT
TCU	1267	1381	39	2687
Opponents	1150	1249	40	2439

Team Box Score

No.	Player	Overall			Total		3-Point		F-Throw		Rebounds				Other							
		GP-GS	MIN	AVG	FG-FGA	FG%	3FG-3FGA	3FG%	FT-FTA	FT%	OFF	DEF	TOT	AVG	PF	DQ	A	TO	BLK	STL	PTS	AVG
2	MILLER, Emanuel	34-34	1109:57	32.6	189-389	.486	31-81	.383	128-157	.815	74	133	207	6.1	53	0	88	51	14	36	537	15.8
4	NELSON JR., Jameer	34-22	849:23	25.0	129-297	.434	33-108	.306	90-122	.738	7	81	88	2.6	69	1	112	78	15	70	381	11.2
0	PEAVY, Micah	34-34	996:25	29.3	147-321	.458	27-87	.310	51-84	.607	55	113	168	4.9	77	0	89	59	8	45	372	10.9
21	COLES, JaKobe	31-11	634:58	20.5	120-245	.490	27-64	.422	44-57	.772	36	83	119	3.8	57	1	41	28	13	20	311	10.0
11	TENNYSON, Trevian	34-15	822:60	24.2	98-235	.417	62-148	.419	29-34	.853	8	68	76	2.2	65	0	63	51	5	30	287	8.4
3	ANDERSON III, Avery	34-17	762:02	22.4	94-235	.400	19-70	.271	59-74	.797	7	71	78	2.3	86	1	111	70	10	48	266	7.8
5	O'BANNON, Chuck	31-3	450:53	14.5	55-131	.420	23-63	.365	38-49	.776	31	49	80	2.6	49	1	26	8	14	11	171	5.5
8	UDEH JR., Ernest	29-29	501:37	17.3	39-64	.609	0-0	.000	47-84	.560	70	84	154	5.3	60	0	9	21	22	29	125	4.3
12	CORK, Xavier	34-5	423:50	12.5	59-96	.615	0-0	.000	24-34	.706	40	44	84	2.5	41	0	21	32	14	5	142	4.2
44	MOSTAFA, Essam	30-0	289:05	9.6	31-60	.517	0-0	.000	21-33	.636	45	50	95	3.2	32	0	11	10	13	9	83	2.8
22	LUNDBLADE, Tyler	6-0	27:51	4.6	1-5	.200	1-5	.200	2-2	1.000	0	2	2	0.3	1	0	1	3	0	1	5	0.8
30	FORD, Darius	8-0	13:37	1.7	2-7	.286	1-4	.250	0-0	.000	0	2	2	0.3	1	0	1	2	0	1	5	0.6
35	DESPIE, Cole	8-0	08:41	1.1	0-2	.000	0-1	.000	2-2	1.000	0	0	0	0.0	2	0	1	0	0	0	2	0.3
33	STUART, Trey	8-0	08:41	1.1	0-2	.000	0-1	.000	0-0	.000	0	0	0	0.0	0	0	1	0	0	0	0	0.0
Team											60	50	110				25					
<b>Total</b>		<b>34</b>	<b>6900</b>		<b>964-2089</b>	<b>.461</b>	<b>224-632</b>	<b>.354</b>	<b>535-732</b>	<b>.731</b>	<b>433</b>	<b>830</b>	<b>1263</b>	<b>37.1</b>	<b>593</b>	<b>4</b>	<b>575</b>	<b>438</b>	<b>128</b>	<b>305</b>	<b>2687</b>	<b>79.0</b>
<b>Opponents</b>		<b>34</b>	<b>6900</b>		<b>867-1932</b>	<b>.449</b>	<b>224-678</b>	<b>.330</b>	<b>481-683</b>	<b>.704</b>	<b>329</b>	<b>774</b>	<b>1103</b>	<b>32.4</b>	<b>599</b>	<b>9</b>	<b>492</b>	<b>501</b>	<b>132</b>	<b>233</b>	<b>2439</b>	<b>71.7</b>

Team Statistics

	TCU	OPP
<b>Scoring</b>	<b>2687</b>	<b>2439</b>
Points per game	79.0	71.7
Scoring margin	+7.3	-
<b>Field goals-att</b>	<b>964-2089</b>	<b>867-1932</b>
Field goal pct	.461	.449
<b>3 point fg-att</b>	<b>224-632</b>	<b>224-678</b>
3-point FG pct	.354	.330
3-pt FG made per game	6.6	6.6
<b>Free throws-att</b>	<b>535-732</b>	<b>481-683</b>
Free throw pct	.731	.704
F-Throws made per game	15.7	14.1
<b>Rebounds</b>	<b>1263</b>	<b>1103</b>
Rebounds per game	37.1	32.4
Rebounding margin	+4.7	-
<b>Assists</b>	<b>575</b>	<b>492</b>
Assists per game	16.9	14.5
<b>Turnovers</b>	<b>438</b>	<b>501</b>
Turnovers per game	12.9	14.7
Turnover margin	+1.9	-
Assist/turnover ratio	1.3	1.0
<b>Steals</b>	<b>305</b>	<b>233</b>
Steals per game	9.0	6.9
<b>Blocks</b>	<b>128</b>	<b>132</b>
Blocks per game	3.8	3.9
<b>Winning streak</b>	<b>0</b>	<b>-</b>
Home win streak	0	-
<b>Attendance</b>	<b>100831</b>	<b>119672</b>
Home games-Avg/Game	16-6302	11-10879
Neutral site-Avg/Game	-	7-10010

Team Results

Date	Opponent		Score	Att.
11/06/2023	Southern U.	W	108-75	5729
11/09/2023	Omaha	W	82-60	5885
11/14/2023	UTRGV	W	88-55	5438
11/17/2023	Mississippi Val.	W	86-52	5574
11/21/2023	Alcorn	W	93-74	5328
11/27/2023	Houston Christian	W	101-64	5505
12/02/2023	at Georgetown	W	84-83	7910
12/09/2023	vs Clemson	L	66-74	5281
12/16/2023	vs Arizona St.	W	79-59	4890
12/21/2023	vs Old Dominion	W	111-87	4927
12/22/2023	vs Nevada	L	75-88	5077
12/24/2023	at Hawaii	W	65-51	5005
01/01/2024	Tex. A&M-Commerce	W	77-42	6194
01/06/2024	at Kansas	L	81-83	16300
01/10/2024	Oklahoma	W	80-71	6864
01/13/2024	Houston	W	68-67	6151
01/16/2024	at Cincinnati	Lot	77-81	10314
01/20/2024	Iowa St.	L	72-73	7739
01/23/2024	at Oklahoma St.	W	74-69	6017
01/27/2024	at Baylor	Wot3	105-102	7500
01/30/2024	Texas Tech	W	85-78	6903
02/03/2024	Texas	L	66-77	7894
02/10/2024	at Iowa St.	L	59-71	14267
02/12/2024	West Virginia	W	81-65	5694
02/17/2024	at Kansas St.	W	75-72	9609
02/20/2024	at Texas Tech	L	81-82	15098
02/24/2024	Cincinnati	W	75-57	6090
02/26/2024	Baylor	L	54-62	6810
03/02/2024	at BYU	L	75-87	17978
03/06/2024	at West Virginia	W	93-81	9674
03/09/2024	UCF	L	77-79	7033
03/13/2024	vs Oklahoma	W	77-70	16044
03/14/2024	vs Houston	L	45-60	17186
03/22/2024	vs Utah St.	L	72-88	16668