2024-2025

RAZORBACK WOMEN'S BASKETBALL

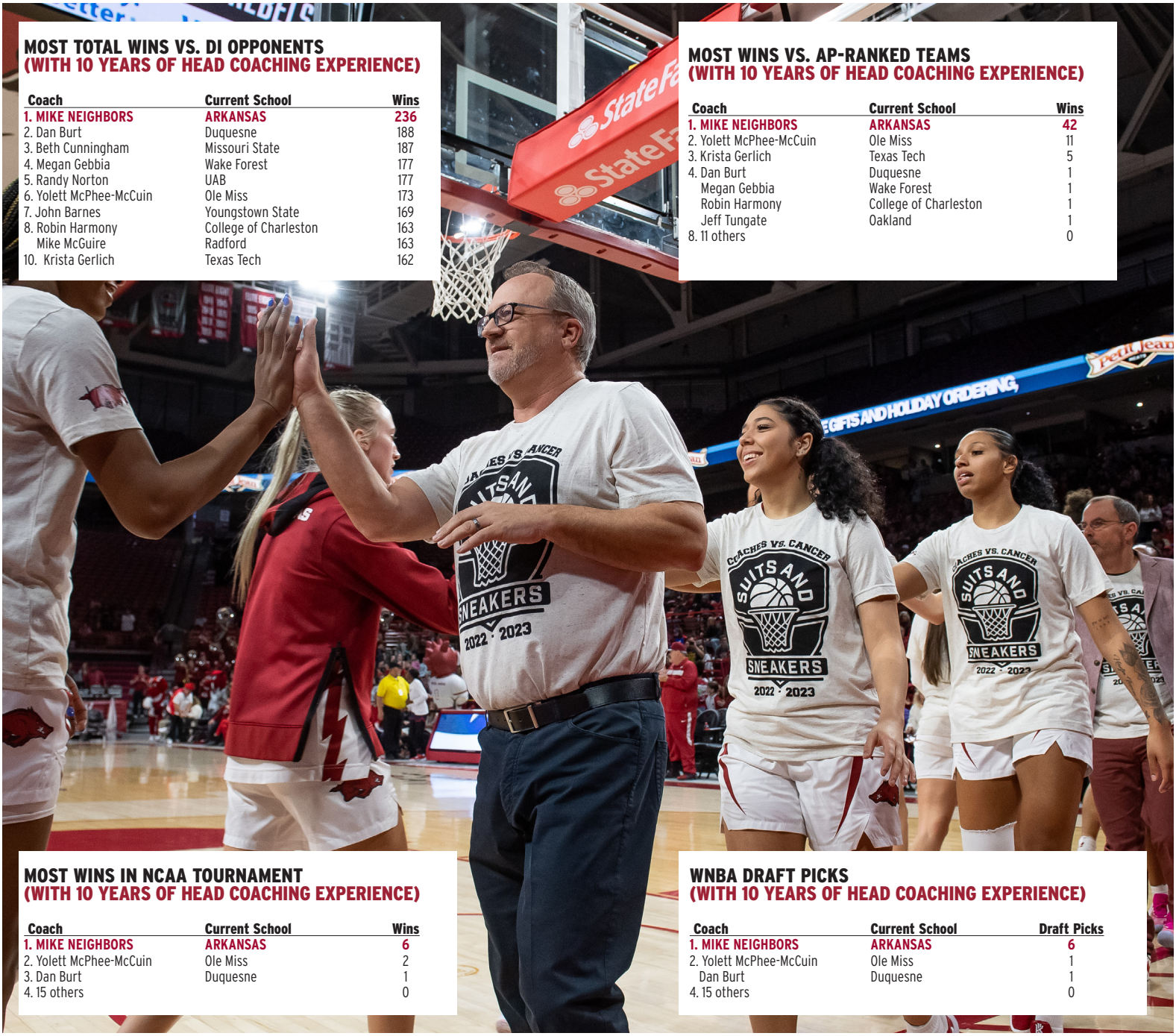

MOST TOTAL WINS VS. DI OPPONENTS
(WITH 10 YEARS OF HEAD COACHING EXPERIENCE)

Coach	Current School	Wins
1. MIKE NEIGHBORS	**ARKANSAS**	**236**
2. Dan Burt	Duquesne	188
3. Beth Cunningham	Missouri State	187
4. Megan Gebbia	Wake Forest	177
5. Randy Norton	UAB	177
6. Yolett McPhee-McCuin	Ole Miss	173
7. John Barnes	Youngstown State	169
8. Robin Harmony	College of Charleston	163
Mike McGuire	Radford	163
10. Krista Gerlich	Texas Tech	162

MOST WINS VS. AP-RANKED TEAMS
(WITH 10 YEARS OF HEAD COACHING EXPERIENCE)

Coach	Current School	Wins
1. MIKE NEIGHBORS	**ARKANSAS**	**42**
2. Yolett McPhee-McCuin	Ole Miss	11
3. Krista Gerlich	Texas Tech	5
4. Dan Burt	Duquesne	1
Megan Gebbia	Wake Forest	1
Robin Harmony	College of Charleston	1
Jeff Tungate	Oakland	1
8. 11 others		0

MOST WINS IN NCAA TOURNAMENT
(WITH 10 YEARS OF HEAD COACHING EXPERIENCE)

Coach	Current School	Wins
1. MIKE NEIGHBORS	**ARKANSAS**	**6**
2. Yolett McPhee-McCuin	Ole Miss	2
3. Dan Burt	Duquesne	1
4. 15 others		0

WNBA DRAFT PICKS
(WITH 10 YEARS OF HEAD COACHING EXPERIENCE)

Coach	Current School	Draft Picks
1. MIKE NEIGHBORS	**ARKANSAS**	**6**
2. Yolett McPhee-McCuin	Ole Miss	1
Dan Burt	Duquesne	1
4. 15 others		0

WELCOME TO THE NEIGHORHOOD!

- The only Power 5 coach to have 200+ career wins in first 10 years as being a head coach
- Has led the Razorbacks to five postseason appearances in seven years (two NCAAT, two WNIT and one NCAA WBIT). The program was primed for an NCAA berth in 2020, but the COVID-19 outbreak cancelled the tournament
- Tallied five total NCAA Tournament bids with his teams as a head coach (six if 2020 tournament had not been cancelled), two Sweet Sixteen appearances, as well as one Elite 8 and Final Four appearance
- Holds 42 wins over AP Top 25 opponents, which is the most among coaches with 11 years or less of experience by a longshot
- Has coached 11 WNBA Draft picks, six of those as a head coach and two while at the helm at Arkansas. Chelsea Dungee was drafted as the fifth overall pick in 2021, which matched as the highest draft pick in program history
- His teams have brought in a top 36 attendance in the nation for the past five seasons, the best five-year run of attendance numbers in 20 years
- Holds the Arkansas head coaching record for best SEC winning percentage
- Boasts the best success rate at the SEC Tournament as the only coach to lead his team to the Finals (2019 vs. Mississippi State). Has always gotten his teams past the first round, made second-round appearances all seven years, quarterfinals four times, semifinals twice and finals once
- Spent all 16 weeks of the 2020-21 season as a ranked team in the AP and WBCA polls with the highest being at No. 10
- Coached Kelsey Plum at Washington who is the NCAA all-time leading career scorer (3,527) and a 2022 WNBA champion with the Las Vegas Aces
- Was a 2017 Werner Ladder Naismith Women's College Coach of the Year National Semifinalist
- As a head coach, has tallied 14 All-Conference selections, two Conference Freshman of the Year recipients, six All-Freshman Team members, four WBCA All-Americans and the AP Player of the Year, among other accolades
- WBCA Board of Directors, WBCA Stewardship Committee and Chair of Wade Trophy/All-American Committee

THE ARKANSAS WOMEN'S BASKETBALL PROGRAM

JERRY AND GENE JONES STUDENT-ATHLETE SUCESS CENTER

Opened in 2015, the Jerry & Gene Jones Family Student-Athlete Success Center was designed to address the academic, nutritional, personal and professional development of more than 460 student-athletes, creating an integrated academic support program focused on graduation of all student-athletes at the University of Arkansas.

The 55,000 square-foot facility dedicated to the development of more than 460 Razorback student-athletes was made possible by a $10.65 million gift from the Jones family.

The Student-Athlete Success Center is the home of the Bogle Academic Center and provides student-athletes with multiple learning environments including academic advising and course preparation, leadership training through the Razorback Leadership Academy and career planning and service learning. It also houses the Sports Nutrition Center, serving the fueling needs of student-athletes competing in 19 sports.

MARTY AND MARSHA MARTIN FAMILY BASKETBALL PERFORMANCE CENTER

The 66,000 square-foot University of Arkansas' Basketball Performance Center opened in the fall of 2015 and is the home of the Razorback men and women's basketball programs. On January 26, 2023, the Razorback Foundation announced the Marty and Marsha Martin Family of Little Rock gave a $5 million donation to secure the naming rights of the facility. The facility was officially renamed to the Marty and Marsha Martin Family Basketball Performance Center on March 4.

The Marty and Marsha Martin Family Basketball Performance Center includes two full-court gymnasiums, locker rooms, a weight room, an athletic training room, coaches' offices, team meeting rooms, a student-athlete lounge, study areas and an equipment room.

In the facility, the largest components are two identical practice gyms, which are approximately 12,280 square feet each. Both gyms have six wall-mounted goals and two portable goals that are identical to the goals used in Bud Walton Arena.

A state-of-the-art video coaching system is available in each gym with a large format video display for the team's use in reviewing video footage recorded during practice through the remotely operated cameras mounted on the ceiling.

The Marty and Marsha Martin Family Basketball Performance Center's training room is approximately 1,720 square feet and contains a large treadmill treatment pool, cold plunge pool, hot plunge pool and a dual extremity pool.

The weight room is 4,030 square feet with a dedicated plyometric training area, private massage rooms and strength coach offices.

MARTY AND MARSHA MARTIN FAMILY BASKETBALL PERFORMANCE CENTER

BUD WALTON ARENA

• Arkansas women's basketball has won 70.8 percent of its games played in Bud Walton Arena since it opened in 1993-94

• The Razorbacks have found their way in the top 40 nationally for total attendance each of the past five seasons. Arkansas is coming off having the 36th best attendance in the country in 2023-24 (67,783 total), 24th largest in 2022-23 (67,811 total), 23rd biggest in 2021-22 (59,740 total) and the No. 5 best in 2020-21 (28,766 amid capacity restraints due to COVID-19 regulations)

• Some of the most memorable wins in Bud Walton Arena include vs. No. 2 LSU (W, 82-72 on Jan. 19, 2003), No. 3 UConn (W, 90-87 on Jan. 28, 2021), No. 4 Baylor (W, 83-78 on Dec. 6, 2020), No. 6 Tennessee (W, 77-75 on Dec. 29, 1996), No. 7 South Carolina (W, 74-46 on Jan. 27, 2002) and Wisconsin in the WNIT Championship (W, 67-64 on March 23, 1999), among others

BUD WALTON ARENA

FAYETTEVILLE





HISTORY

NCAA WOMEN OF THE YEAR

- Amber Nicholas (1992 State Winner)
- Blair Savage (1993 State Winner)
- Christy Smith (1998 State Winner)

RETIRED NUMBERS

- #5 Bettye Fiscus
- #50 Delmonica DeHorney

CHELSEA DUNGEE | DALLAS WINGS
2021 1st Round Draft Pick (5th Overall)

RAZORBACKS IN THE WNBA

12 • Total WNBA Players (Drafted or camp invite)

8 • WNBA Draft Selections

2 • WNBA First Round Draft Picks

1 • WNBA All-Star Team honors

DESTINY SLOCUM | LAS VEGAS ACES
2021 2nd Round Draft Pick (14th Overall)

LAUREN ERVIN | CONNECTICUT SUN
2008 3rd Round Draft Pick (37th Overall)

SHAMEKA CHRISTON | NEW YORK LIBERTY
2004 1st Round Draft Pick (5th Overall)

WENDI WILLITS | LAS ANGELES SPARKS
2001 WNBA Champion

CHRISTY SMITH | CHARLOTTE STING
1998 2nd Round Draft Pick (17th Overall)

BRITTANY VAUGHN | MINNESOTA LYNX
2008 Camp Invitee

TABLE OF CONTENTS

BACKGROUND

The Program....2-3
Facilities....3-8
Fayetteville....9
History....10
Razorbacks in the WNBA....11
Table of Contents....12
2024-25 Roster....13-14
Player Pages....15-37
Coaches....38-47
2023-24 Stats....48-52
2023-24 Box Scores....53-61

RECORDS AND STATS

Individual Records....63-64
1,000-Point Scorers....65-69
Annual Team Stats....70
Yearly Leaders....71-73
Career Records....74-75
Season Records....76-78
Individual Game Records....79-80
Double-Doubles....81
Team Game Records....82-84
Team Game Top 10....85
Team Season Records....86-87
Team Season Top 10....88-89
Class Records....90
Bud Walton Arena Records....91-92
Barnhill Arena....93
Coaching Records....94
Coaches & Staff....95-96

RAZORBACK HISTORY

Notes....98-102
30 Greatest Games....103-105
Exhibition Game History....106
SEC Tournament Records....107-108
NCAA Tournament History....109-131
NCAA WBIT History....132-133
WNIT Tournament History....134-151
All-Time Rosters....152-168
Year-By-Year Results....168-176
All Time Series Records....177-188
Schedule Notes....189
SEC Opening Game Notes....190
SEC Standings....191-192
SWC Standings....193
Series History Versus Conferences....194
By The Numbers....195
Letterwinners....196
By Hometowns....197-198
Team Captains....199

HONORS AND AWARDS

All-Americans....201
All-SEC Honors....202-203
All-SWC Honors/NCAA WOTY....204
Other Honors....205
All-Tournament Teams/Nat. Leaders....206
In The Pros....207
In The Classroom....208-209
In the Polls....210
Halls of Honor/Fame....211-222



REVIEW 48 | **63 RECORDS** | **HISTORY 98**

GENERAL INFORMATION

Location....Fayetteville, Arkansas
Founded....March 31, 1871
Enrollment....32,140
Nickname....Razorbacks
Colors....Cardinal and White
Home Arena (capacity)....Bud Walton Arena (19,200)
Bud Walton Arena Press Row....479-575-6622
Affiliation / Conference....NCAA/ Division I / SEC
President (Arkansas System)....Dr. Donald R. Bobbitt
Chancellor....Dr. Charles F. Robinson
Vice Chancellor and Director of Athletics....Hunter Yurachek
Senior Associate AD / SWA....Derita Ratcliffe-Dawkins
Ticket Office Phone....1-800-982-HOGS (4647)

COACHING STAFF

Head Coach....Mike Neighbors (Arkansas, 1993; 8th Season)
Record at Arkansas/Career....138-92 (7)/236-133 (11)
Associate Head Coach....Todd Schaefer (Thomas More College, 1995; 8th Season)
Assistant Coach....Lacey Goldwire (Oklahoma State, 2010; 6th Season)
Assistant Coach....Nick Bradford (Kansas, 2002; 1st Season)
Director of Operations....Amber Shirey (Arkansas, 1992; 37th Season)
Director of Student-Athlete Development....Jayci Stone (Kansas State, 2008; 3rd Season)
Special Ast. to HC/Dir. of Video....Evan Johnston (Arkansas, 2022; 2nd Season)

TEAM HISTORY

First Year of Basketball....1976-77
All-Time Record....873-576 (.603)
All-Time Home Record....494-172 (48 seasons)
All-Time Record at Bud Walton Arena....335-137 (30 seasons)
NCAA Appearances (12) / Last, 2022 / Utah, L, 92-69, NCAA Spokane Region, First Round
WNIT/WBIT Appearances (14) / Last, 2024 / Tulsa, L,80-62, WBIT First Round
Last NCAA Opponent....Utah

TEAM INFORMATION

2023-24 Overall Record....18-15 (H: 10-6 | A: 4-7 | N: 4-2)
2024-24 SEC Record / Finish....6-10 (H: 4-4 | A: 2-6) / 10th
Starters Returning / Lost....0/5
Letterwinners Returning....7
Newcomers....6

SOCIAL MEDIA INFORMATION

Facebook....Facebook.com/RazorbackWBB
Twitter and Instagram....@RazorbackWBB
YouTube....Youtube.com/RazorbackWomensBasketball

COMMUNICATIONS OFFICE

Assistant Director / WBB Contact....Fuller Birch
Cell Phone....479-790-9426
E-Mail....fdbirch@uark.edu
Athletics Website....www.ArkansasRazorbacks.com

RADIO INFORMATION

Radio Station....Razorback Sports Network
Play-by-Play Announcer....Phil Elson
Color Analyst....Erin Portmann (Home Games Only)

RAZORBACKS

Phoenix Stotijn
Fr. | 5-9 | G
Amsterdamn, Netherlands

Kiki Smith
So. | 5-7 | G
Topeka, Kan.

Izzy Higginbottom
Sr. | 5-7 | G
Batesville, Ark.

Cristina Sánchez Cerqueira
So. | 6-1 | F
Granada, Spain

Jada Bates
Fr. | 6-3 | G
Powder Springs, Ga.

Pinja Paananen
Fr. | 6-2 | F
Laukaa, Finland

Karley Johnson
Jr. | 5-9 | G
Oklahoma City, Okla.

Loren Lindsey
R-So. | 5-11 | G
Fayetteville, Ark.

Vera Ojenuwa
So. | 6-4 | F
Lagos, Nigeria

Carly Keats
Jr. | 5-8 | G
Philadelphia, Miss.

Danika Galea
Fr. | 6-3 | C
St. Paul's Bay, Malta

Jenna Lawrence
So. | 6-3 | F
Melbourne, Ark.

Maryn Archer
R-Fr. | 5-7 | G
Derby, Kan.

2024-25 @RAZORBACKWBB

NUMERICAL

NO.	NAME	POS	HT	CL	HOMETOWN/PREVIOUS SCHOOL	TWITTER
1	Phoenix Stotijn	G	5-9	Fr.	Harlaam, Netherlands	@phoenixstotijn
2	Kiki Smith	G	5-7	So.	Topeka, Kan./Topeka/Hutchinson CC	@kikiiismith
3	Izzy Higginbottom	G	5-7	Sr.	Batesville, Ark./Batesville/Arkansas State	@izzymoney30
10	Cristina Sánchez Cerqueira	F	6-1	So.	Granada, Spain/Segle XXI	@cristiinita7
15	Jada Bates	G	6-3	Fr.	Powder Springs, Ga./McEachern	@jadabates2024
16	Pinja Pannanen	F	6-2	Fr.	Laukaa, Finland/Jyväskylä Basketball Academy	
20	Karley Johnson	G	5-9	Jr.	Oklahoma City, Okla./Mustang	@karleyjohnsonOK
21	Loren Lindsey	G	5-11	R-So.	Fayetteville, Ark./Fayetteville	@lorenbailey7766
22	Vera Ojenuwa	F	6-4	So.	Delta State, Nigeria/Orhuwhorun/Barton CC	
23	Carly Keats	G	5-8	Jr.	Choctaw, Miss./Neshoba Central/Jones	@keatscarly
25	Danika Galea	C	6-3	Fr.	St. Paul's Bay, Malta	
34	Jenna Lawrence	F	6-3	So.	Melbourne, Ark./Farmington	@jennalawrence34
44	Maryn Archer	G	5-7	R-Fr.	Derby, Kan./Derby	@marynarcher

COACHING STAFF

Title	Name	Year	Alma Mater
Head Coach	Mike Neighbors	8th Season	Arkansas, 1993
Associate Head Coach	Todd Schaefer	8th Season	Thomas More College, 1995
Assistant Coach	Lacey Goldwire	6th Season	Oklahoma State, 2010
Assistant Coach	Nick Bradford	1st Season	Kansas, 2001
Director of Operations	Amber Shirey	37th Season	Arkansas, 1992
Director of SA Development	Jayci Stone	3rd Season	Kansas State, 2008
Special Ast. to HC/Dir. of Video	Evan Johnston	2nd Season	Arkansas, 2022

ELIGIBILITY

Seniors (2)
Izzy Higginbottom

Juniors (2)
Karley Johnson
Carly Keats

Sophomores (5)
Jenna Lawrence
Loren Lindsey (RS)
Vera Ojenuwa
Cristina Sanchez Cerqueira
Kiki Smith

Freshman (4)
Maryn Archer (RS)
Jada Bates
Pinja Pannanen
Phoenix Stotijn

(RS) - Redshirt

ALPHABETICAL

NO.	NAME	POS	HT	CL	HOMETOWN/PREVIOUS SCHOOL
44	Maryn Archer	G	5-7	R-Fr.	Derby, Kan./Derby
15	Jada Bates	G	6-3	Fr.	Powder Springs, Ga./McEachern
25	Danika Galea	C	6-3	Fr.	St. Paul's Bay, Malta
3	Izzy Higginbottom	G	5-7	Sr.	Batesville, Ark./Batesville/Arkansas State
20	Karley Johnson	G	5-9	Jr.	Oklahoma City, Okla./Mustang
23	Carly Keats	G	5-8	R-So.	Philadelphia, Miss./Neshoba Central/Jones
34	Jenna Lawrence	F	6-1	So.	Melbourne, Ark./Farmington
21	Loren Lindsey	G	5-11	R-So.	Fayetteville, Ark./Fayetteville
22	Vera Ojenuwa	F	6-4	So.	Delta State, Nigeria/Orhuwhorun/Barton CC
16	Pinja Pannanen	F	6-2	Fr.	Laukaa, Finland/yväskylä Basketball Academy
10	Cristina Sánchez Cerqueira	F	6-1	So.	Granada, Spain/Segle XXI
2	Kiki Smith	G	5-7	So.	Topeka, Kan./Topeka/Hutchinson CC
1	Phoenix Stotijn	G	5-9	Fr.	Amsterdam, Netherlands

BY STATE

ARKANSAS (3)
Izzy Higginbottom — Batesville
Jenna Lawrence — Melbourne
Loren Lindsey — Fayetteville

GEORGIA (1)
Jada Bates — Powder Springs

KANSAS (2)
Maryn Archer — Derby
Kiki Smith — Topeka

MISSISSIPPI (1)
Carly Keats — Philadelphia

OKLAHOMA (1)
Karley Johnson — Oklahoma City

INTERNATIONAL (5)
Danika Galea — Malta
Vera Ojenuwa — Nigeria
Pinja Pannanen — Finland
Phoenix Stotijn — Netherlands
Cristina Sanchez Cerqueira — Spain

FA-NETIK PRONUNCIATIONS

1 Stow-tine
16 PIN-ya Paa-nen-en
22 Oh-JEN-ew-ah
25 Danica GAL-ee-ya
44 Mair-en

1 PHOENIX STOTIJN

FR. | G | FR | 5-9
HAARLEM, NETERLANDS

@phoenixstotijn
@phoenixstotijn

CALM, COOL AND COLLECTED

Phoenix Stotijn bio
- Enrolled early in January, practiced with the team on scout team
- Played for Triple Threat in Holland, logging 14.5 points, 3.7 rebounds and 1.8 steals per game
- Logged two 20-point games with Triple Threat, including 20 points off 7-of-9 shooting
- A member of the Netherlands National Team - U!8 at the 2023 European Championships, averaged 15 points, 2.0 rebounds and 2.4 assists per game while shooting 31.9 percent from beyond the arc
- Logged 27 points in Netherlands' victory of UK at the European Championships, was 7-for-9 from three in 20 minutes
- Reminder of Destiny Slocum

AS A FRESHMAN (2023-24)
Enrolled early in January and practiced with the team ... Did not dress.

PRIOR TO ARKANSAS
A member of the Netherlands National Team ... With her U18 National Team, averaged 15 points, 2.0 rebounds and 2.4 assists per game with a 31.9 percent clip from beyond the arc at the 2023 European Championships ... Tallied 27 points in the Netherlands' win over United Kingdom at the European Championships, hitting seven of nine 3-pointers in just 20 minutes ... Played at FIBA 3+3 U17 Europe Cup, leading Netherlands to a fourth-place finish ... Played for Triple Threat in Holland, registering 13.6 points, 3.3 rebounds and 1.6 steals per game across eight contests, while shooting 41.2 percent from the floor ... Logged 24 points and six boards vs. QSTA Utd with Triple Threat ... Has played in numerous international events with the Netherlands National Team.

FUN FACTS
• Born on June 3, 2005
• Eighth ever international player at Arkansas, second in the Mike Neighbors era
• Mother Anouk is a professional Dutch singer and songwriter
NEEDS TO FILL OUT FORM

10 CRISTINA SANCHEZ CERQUEIRA

SO. | F | 1YR | 6-1
GRANADA, SPAIN | SEGLE XXI

@cristiinita7
@cristinasanchez

SPAIN SPECIAL

- Got some experience off the bench as a freshman, had to play out of position as the rim protector
- Great defender and has length and athletism
- Plays at a high level with her Spanish National Team, played at the FIBA U18 3x3 World Cup in Hungary and European Youth Olympic Festival 3x3 in Slovenia

CRISTINA SANCHEZ CERQUEIRA - SO. - 10 - F - GRANADA, SPAIN

AS A FRESHMAN (2023-24)
Appeared in 20 games off the bench ... Made collegiate debut vs. ULM, recording two rebounds and playing two minutes ... Registered one point and two offensive rebounds in six minutes against Little Rock ... Made her first collegiate field goal against Marquette, playing nine minutes at the Fort Myers Tip-Off ... Registered two points and three boards against Incarnate Word ... Played in seven SEC games ... Appeared in Arkansas' last four games of the season, including at Tulsa in the WBIT.

PRIOR TO ARKANSAS
A member of the Spanish National Team ... Played at FIBA U18 3x3 World Cup and European Youth Olympic Festival 3x3 in Maribor, Slovenia ... Selected for workouts for six consecutive years (U12, U13, U14, U15, U16 and U17 teams) and played an unofficial tournament on the U15 national team ... With Segle XXI, played in 26 games in 2022-23, averaging 6.4 points, 5.4 rebounds and 1.3 steals per game ... Logged a double-double vs. Mataro with 17 points and 11 rebounds ... Efficient rebounder with 15 games with 5+ boards with Segle XXI in 2022-23 ... Earned gold and silver medals at the Andalucian Cup U14 ... Chosen to the Andalucías Team three times and won a silver and bronze medal at the national cup ... Best rebounder on the U14 nationals club cup ... Was selected to the Granadas Team six times ... Picked for the NBA Academy games in Atlanta ... LF champion in 2021.

2023-24

#10 SÁNCHEZ CERQUEIRA, Cristina

				Total		3-Pointers		Free throws		Rebounds										
Opponent	Date	GS	MIN	FG-FGA	PCT	3FG-3FGA	PCT	FT-FTA	PCT	OFF	DEF	TOT	AVG	PF	A	TO	BLK	STL	PTS	AVG
ULM	11/07/2023		02:09	0-2	.000	0-0	.000	0-0	.000	1	1	2	2.0	0	0	0	0	0	0	0.0
Murray St.	11/10/2023		04:58	0-1	.000	0-0	.000	0-0	.000	0	2	2	2.0	2	1	0	0	0	0	0.0
Little Rock	11/14/2023		05:43	0-2	.000	0-0	.000	1-2	.500	2	0	2	2.0	0	0	0	1	0	1	0.3
Central Ark.	11/20/2023		06:27	0-0	.000	0-0	.000	0-0	.000	0	0	0	1.5	2	1	0	0	0	0	0.3
vs Marquette	11/25/2023		09:02	1-3	.333	0-1	.000	0-0	.000	1	0	1	1.4	0	0	3	0	0	2	0.6
UCLA	12/03/2023		03:39	0-0	.000	0-0	.000	0-0	.000	0	1	1	1.3	2	0	0	0	0	0	0.5
Louisiana Tech	12/07/2023		10:56	0-1	.000	0-0	.000	0-0	.000	0	2	2	1.4	2	0	0	0	0	0	0.4
Ark.-Pine Bluff	12/10/2023		05:59	0-0	.000	0-0	.000	0-0	.000	0	1	1	1.4	2	0	0	0	0	0	0.4
Samford	12/16/2023		03:14	1-1	1.000	0-0	.000	0-0	.000	0	1	1	1.3	0	0	0	0	0	2	0.6
vs Illinois	12/20/2023		04:03	0-2	.000	0-0	.000	0-0	.000	0	0	0	1.2	1	0	0	0	0	0	0.5
UIW	12/31/2023		05:21	1-2	.500	0-0	.000	0-0	.000	1	2	3	1.4	0	0	1	0	0	2	0.6
at Kentucky	01/04/2024		03:26	0-1	.000	0-1	.000	0-0	.000	0	0	0	1.3	0	0	1	0	0	0	0.6
Georgia	01/07/2024		02:23	0-0	.000	0-0	.000	0-0	.000	0	1	1	1.2	1	0	0	1	0	0	0.5
at LSU	01/21/2024		04:04	0-1	.000	0-0	.000	0-0	.000	0	1	1	1.2	0	0	0	0	0	0	0.5
Kentucky	01/25/2024		01:46	1-1	1.000	0-0	.000	0-0	.000	0	1	1	1.2	0	0	0	0	0	2	0.6
at Tennessee	02/12/2024		04:03	0-1	.000	0-1	.000	0-0	.000	0	0	0	1.1	0	0	0	1	0	0	0.6
South Carolina	02/29/2024		05:29	0-2	.000	0-1	.000	0-0	.000	0	0	0	1.1	2	0	1	0	0	0	0.5
at Ole Miss	03/03/2024		04:19	1-2	.500	0-0	.000	0-0	.000	1	0	1	1.1	1	0	0	0	0	2	0.6
vs Auburn	03/07/2024		01:34	0-0	.000	0-0	.000	0-0	.000	0	0	0	1.0	0	0	0	0	0	0	0.6
at Tulsa	03/21/2024		01:32	0-0	.000	0-0	.000	0-0	.000	0	1	1	1.0	0	0	0	0	0	0	0.6
Totals		0	90:07	5-22	.227	0-4	.000	1-2	.500	6	14	20	1.0	15	2	6	3	0	11	0.6

Player Averages

Games Played	Minutes/ game	Points/ game	FG Pct	3FG Pct	FT Pct	Rebounds/ game	Assists/ game	Turnovers/ game	Assist/Turnover ratio	Steals/ game	Blocks/ game
20	4.5	0.6	22.7	0.0	50.0	1.0	0.1	0.3	0.3	0.0	0.2

FUN FACTS
- Daughter of Peque and Felix
- Has a little brother
- Majoring in kinesiology
- She was 13 years old when she first played basketball and was a gymnast before that, but was getting too tall for it
- Wears #10 because she likes the number and her mom wore it
- Chose Arkansas because of the family atmosphere, something she wanted being so far away from home
- Loves going to Jenna Lawrences' family's house for dinner
- Favorite professional team is FCB (Barcelona) and favorite professional athlete is Rafa Nadal
- Favorite sport to watch other than basketball: tennis
- Her parents both played basketball and they inspire her the most

2023-24 SEASON HIGHS

Points	2	at Ole Miss	3-3-24*
FG Made	1	at Ole Miss	3-3-24*
FG Att.	3	vs. Marquette	11-25-23
3FG Made	N/A		
3FG Att.	1	vs. #1/1 SC	2-29-24*
FT Made	1	vs. Little Rock	11-14-23
FT Att.	2	vs. Little Rock	11-14-23
Off. Reb.	2	vs. Little Rock	11-14-23
Def. Reb.	2	vs. UIW	12-31-23*
Rebounds	3	vs. UIW	12-31-23
Assists	1	vs. Murray State	11-10-23
Blocks	1	at Tennessee	2-12-24*
Steals	N/A		
Minutes	11	vs. LA Tech	12-7-23
Most Recent*			

CAREER HIGHS

Points	2	at Ole Miss	3-3-24*
FG Made	1	at Ole Miss	3-3-24*
FG Att.	3	vs. Marquette	11-25-23
3FG Made	N/A		
3FG Att.	1	vs. #1/1 SC	2-29-24*
FT Made	1	vs. Little Rock	11-14-23
FT Att.	2	vs. Little Rock	11-14-23
Off. Reb.	2	vs. Little Rock	11-14-23
Def. Reb.	2	vs. UIW	12-31-23*
Rebounds	3	vs. UIW	12-31-23
Assists	1	vs. Murray State	11-10-23
Blocks	1	at Tennessee	2-12-24*
Steals	N/A		
Minutes	11	vs. LA Tech	12-7-23
Most Recent*			

SEC HIGHS

Points	2	at Ole Miss	3-3-24*
FG Made	1	at Ole Miss	3-3-24*
FG Att.	2	at Ole Miss	3-3-24
3FG Made	N/A		
3FG Att.	1	vs. #1/1 SC	2-29-24*
FT Made	N/A		
FT Att.	N/A		
Off. Reb.	1	at Ole Miss	3-3-24
Def. Reb.	1	vs. Kentucky	1-25-24*
Rebounds	1	at Ole Miss	3-3-24*
Assists	N/A		
Blocks	1	at Tennessee	2-12-24*
Steals	N/A		
Minutes	5	vs. #1/1 SC	2-29-24
Most Recent*			

POSTSEASON HIGHS

Points	N/A		
FG Made	N/A		
FG Att.	N/A		
3FG Made	N/A		
3FG Att.	N/A		
FT Made	N/A		
FT Att.	N/A		
Off. Reb.	N/A		
Def. Reb.	1	at Tulsa (WBIT)	3-21-24
Rebounds	1	at Tulsa (WBIT)	3-21-24
Assists	N/A		
Blocks	N/A		
Steals	N/A		
Minutes	2	at Tulsa (WBIT)	3-21-24*
Most Recent*			

CAREER STATS

				Field Goals		3-Point		F-Throws		Rebounds									Scoring	
SEASON	TEAM	GP-GS	MIN/AVG	FG-FGA	FG%	3FG-3FGA	3FG%	FT-FTA	FT%	OFF	DEF	TOT	AVG	PF-FO	A	TO	BLK	STL	PTS	AVG
2023-24	Ark	20-0	90/4.5	5-22	.227	0-4	.000	1-2	.500	6	14	20	1.0	15-0	2	6	3	0	11	0.6
TOTAL		20-0	90/4.5	5-22	.227	0-4	.000	1-2	.500	6	14	20	1.0	15-0	2	6	3	0	11	0.6

20 KARLEY JOHNSON

JR. | G | 2YR | 5-9
OKLAHOMA CITY, OKLA. | MUSTANG

@karleyjohnsonok
@karley.j



STEPPED UP WHEN TEAM NEEDED HER

- Stepped up when team was dealing with injuries
- Made first career start vs. Kentucky and delivered with a career-high 14 points and six rebounds
- Became first off the bench late in season
- Scrappy player that can be placed in four different positions and was throughout the season
- Role player that will do whatever her team needs her to do to win

KARLEY JOHNSON - JR. - 20 - G - MUSTANG, OKALHOMA

AS A SOPHOMRE (2023-24)
Started in five of 19 game appearances ... Played all 10 minutes of the fourth quarter against Little Rock for first appearance of the season ... Registered five points with a board in five minutes against Georgia ... Recorded three points and two boards, while playing 20.5 minutes at Alabama ... In her first career start, logged a career-high 14 points off 4-of-5 shooting from the field, 2-of-3 from beyond the arc and 4-of-6 from the line with six rebounds in 36 minutes vs. Kentucky ... Registered seven points and three boards in 34 minutes off the bench at Missouri ... Had three assists at Florida ... Finished with five points and four boards in 27 minutes in the start in the Hogs' second game vs. Missouri ... Ended the season with eight points off 2-of-3 from beyond the arc with two boards at Tulsa in the WBIT.

AS A FRESHMAN (2022-23)
Played in 10 games as a true freshman ... Came up with a steal against Central Arkansas in her first collegiate appearance ... Pulled down a defensive rebound vs. Kent State ... Played a season-high six minutes at Little Rock, scoring her first career point with a free throw and adding a steal ... Played in two SEC games ... Finished the season with a steal against SFA in the Postseason WNIT Second Round.

PRIOR TO ARKANSAS
Recognized as a 2022 McDonald's All-American nominee ... Tabbed a four-time Oklahoman's Super 5 Honorable Mention choice) ... Two-time VYPE Top 100 selection ... Named to the All-City (Little City) First Team in 2021 and Second Team in 2019 and 2020 ... As a senior, averaged 12.3 points per game for a 46% field goal percentage, as well as 4.3 rebounds, 3.1 assists and 1.8 steals per game ... Ranked second in the state of Oklahoma in taking charges with 0.7 per game as a senior ... Averaged double digits in scoring as a junior with 10.2 PPG ... Eclipsed 1,000 points during her sophomore season ... Canadian Valley Player of the Year (2020, 2019) ... Named to the Oklahoman's 2020 Little All-City girls basketball team after averaging 19.0 points per game at Newcastle HS ... Scored 632 points as a freshman.

FUN FACTS
- Daughter of Mike and Angela Johnson
- Majoring in family science
- One of nine children: Mikayla (24), Nakayla (22), Ashleigh (22), Michael (18), Marcus (12), Kaleb (11), Trae (5) and Maddyn (2)
- Chose Arkansas because of how the staff treated her and her family
- Wears #20 because her dad and grandpa wore it
- Pregame ritual: puts everything on left to right
- Favorite food: sushi and Korean hotpot
- Best quality she brings to the team: how caring she is
- Has English bulldogs named Roxie and Gus and a cat named Toast

2023-24

#20 JOHNSON, Karley

				Total		3-Pointers		Free throws		Rebounds										
Opponent	Date	GS	MIN	FG-FGA	PCT	3FG-3FGA	PCT	FT-FTA	PCT	OFF	DEF	TOT	AVG	PF	A	TO	BLK	STL	PTS	AVG
Little Rock	11/14/2023		10:00	0-3	.000	0-1	.000	1-2	.500	2	0	2	2.0	0	0	0	0	1	1	1.0
vs Marquette	11/25/2023		04:09	0-0	.000	0-0	.000	0-0	.000	0	2	2	2.0	0	0	0	0	1	0	0.5
Louisiana Tech	12/07/2023		12:57	0-2	.000	0-0	.000	0-2	.000	1	1	2	2.0	2	1	0	0	1	0	0.3
UIW	12/31/2023		02:06	1-1	1.000	0-0	.000	0-0	.000	0	0	0	1.5	0	0	0	0	0	2	0.8
at Kentucky	01/04/2024		00:01	0-0	.000	0-0	.000	0-0	.000	0	0	0	1.2	1	0	0	0	0	0	0.6
Georgia	01/07/2024		05:15	1-1	1.000	1-1	1.000	2-4	.500	0	1	1	1.2	0	0	1	0	0	5	1.3
at Alabama	01/14/2024		20:31	1-4	.250	0-2	.000	1-2	.500	2	0	2	1.3	3	0	0	0	0	3	1.6
at LSU	01/21/2024		17:13	2-6	.333	0-3	.000	2-2	1.000	1	0	1	1.3	2	0	0	0	0	6	2.1
Kentucky	01/25/2024	*	35:48	4-5	.800	2-3	.667	4-6	.667	2	4	6	1.8	3	1	1	0	0	14	3.4
at Missouri	01/28/2024		34:25	2-7	.286	1-4	.250	2-2	1.000	2	1	3	1.9	1	0	1	0	0	7	3.8
Alabama	02/01/2024	*	25:22	1-4	.250	0-2	.000	0-0	.000	0	0	0	1.7	3	0	1	0	1	2	3.6
Auburn	02/04/2024		10:55	0-0	.000	0-0	.000	0-0	.000	0	0	0	1.6	1	0	0	0	0	0	3.3
at Florida	02/08/2024		17:54	0-0	.000	0-0	.000	0-0	.000	1	1	2	1.6	2	3	0	0	0	0	3.1
at Tennessee	02/12/2024		10:43	0-0	.000	0-0	.000	0-0	.000	0	0	0	1.5	3	0	0	0	1	0	2.9
Missouri	02/18/2024	*	26:49	2-3	.667	1-2	.500	0-0	.000	1	3	4	1.7	1	0	0	0	1	5	3.0
at Texas A&M	02/22/2024	*	27:39	0-4	.000	0-3	.000	2-2	1.000	0	1	1	1.6	1	0	0	1	0	2	2.9
Vanderbilt	02/25/2024	*	28:12	2-5	.400	1-4	.250	2-4	.500	0	3	3	1.7	4	0	1	0	1	7	3.2
vs Auburn	03/07/2024		23:30	0-3	.000	0-1	.000	1-4	.250	0	3	3	1.8	1	0	2	0	0	1	3.1
at Tulsa	03/21/2024		25:24	3-5	.600	2-3	.667	0-0	.000	1	1	2	1.8	1	0	0	0	0	8	3.3
Totals		**5**	**338:54**	**19-53**	**.358**	**8-29**	**.276**	**17-30**	**.567**	**13**	**21**	**34**	**1.8**	**29**	**5**	**7**	**1**	**7**	**63**	**3.3**

Player Averages

Games Played	Minutes/ game	Points/ game	FG Pct	3FG Pct	FT Pct	Rebounds/ game	Assists/ game	Turnovers/ game	Assist/Turnover ratio	Steals/ game	Blocks/ game
19	17.8	3.3	35.8	27.6	56.7	1.8	0.3	0.4	0.7	0.4	0.1

2022-23

#20 JOHNSON, Karley

				Total		3-Pointers		Free throws		Rebounds										
Opponent	Date	GS	MIN	FG-FGA	PCT	3FG-3FGA	PCT	FT-FTA	PCT	OFF	DEF	TOT	AVG	PF	A	TO	BLK	STL	PTS	AVG
Central Ark.	11/11/2022		02:37	0-0	.000	0-0	.000	0-0	.000	0	0	0	0.0	0	0	0	0	1	0	0.0
Kent St.	11/17/2022		02:33	0-0	.000	0-0	.000	0-0	.000	0	1	1	0.5	0	0	0	0	0	0	0.0
at Little Rock	11/20/2022		06:19	0-0	.000	0-0	.000	1-2	.500	0	0	0	0.3	0	1	0	0	1	1	0.3
vs Kansas St.	11/26/2022		00:47	0-0	.000	0-0	.000	0-0	.000	0	0	0	0.3	0	0	0	0	0	0	0.3
Troy	12/01/2022		05:38	0-0	.000	0-0	.000	0-0	.000	1	0	1	0.4	0	0	0	0	0	0	0.2
Oral Roberts	12/04/2022		02:43	0-1	.000	0-0	.000	0-0	.000	0	0	0	0.3	0	0	0	0	0	0	0.2
Florida	01/05/2023		01:50	0-0	.000	0-0	.000	0-0	.000	0	0	0	0.3	1	0	0	0	0	0	0.1
Missouri	02/12/2023		01:25	0-0	.000	0-0	.000	0-0	.000	0	0	0	0.3	0	0	0	0	0	0	0.1
Louisiana Tech	03/16/2023		01:24	0-0	.000	0-0	.000	0-0	.000	0	0	0	0.2	0	0	0	0	0	0	0.1
SFA	03/20/2023		01:08	0-0	.000	0-0	.000	0-0	.000	0	0	0	0.2	0	0	0	0	1	0	0.1
Totals		**0**	**26:24**	**0-1**	**.000**	**0-0**	**.000**	**1-2**	**.500**	**1**	**1**	**2**	**0.2**	**1**	**1**	**0**	**0**	**3**	**1**	**0.1**

Player Averages

Games Played	Minutes/ game	Points/ game	FG Pct	3FG Pct	FT Pct	Rebounds/ game	Assists/ game	Turnovers/ game	Assist/Turnover ratio	Steals/ game	Blocks/ game
10	2.6	0.1	0.0	0.0	50.0	0.2	0.1	0.0	1.0	0.3	0.0

2023-24 SEASON HIGHS

Points	14	vs. Kentucky	1-25-24
FG Made	4	vs. Kentucky	1-25-24
FG Att.	7	at Missouri	1-28-24
3FG Made	2	at Tulsa	3-21-24*
3FG Att.	4	vs. Vanderbilt	2-25-24*
FT Made	4	vs. Kentucky	1-25-24
FT Att.	6	vs. Kentucky	1-25-24
Off. Reb.	2	at Missouri	1-28-24*
Def. Reb.	4	vs. Kentucky	1-25-24
Rebounds	6	vs. Kentucky	1-25-24
Assists	3	at Florida	2-8-24
Blocks	1	at Texas A&M	2-22-24
Steals	1	vs. Vanderbilt	2-25-24*
Minutes	36	vs. Kentucky	1-25-24
Most Recent*			

CAREER HIGHS

Points	14	vs. Kentucky	1-25-24
FG Made	4	vs. Kentucky	1-25-24
FG Att.	7	at Missouri	1-28-24
3FG Made	2	at Tulsa	3-21-24*
3FG Att.	4	vs. Vanderbilt	2-25-24*
FT Made	4	vs. Kentucky	1-25-24
FT Att.	6	vs. Kentucky	1-25-24
Off. Reb.	2	at Missouri	1-28-24*
Def. Reb.	4	vs. Kentucky	1-25-24
Rebounds	6	vs. Kentucky	1-25-24
Assists	3	at Florida	2-8-24
Blocks	1	at Texas A&M	2-22-24
Steals	1	vs. Vanderbilt	2-25-24*
Minutes	36	vs. Kentucky	1-25-24
Most Recent*			

SEC HIGHS

Points	14	vs. Kentucky	1-25-24
FG Made	4	vs. Kentucky	1-25-24
FG Att.	7	at Missouri	1-28-24
3FG Made	2	vs. Kentucky	1-28-24
3FG Att.	4	vs. Vanderbilt	2-25-24*
FT Made	4	vs. Kentucky	1-25-24
FT Att.	6	vs. Kentucky	1-25-24
Off. Reb.	2	at Missouri	1-28-24*
Def. Reb.	4	vs. Kentucky	1-25-24
Rebounds	6	vs. Kentucky	1-25-24
Assists	3	at Florida	2-8-24
Blocks	1	at Texas A&M	2-22-24
Steals	1	vs. Vanderbilt	2-25-24*
Minutes	36	vs. Kentucky	1-25-24
Most Recent*			

POSTSEASON HIGHS

Points	8	at Tulsa (WBIT)	3-21-24
FG Made	3	at Tulsa (WBIT)	3-21-24
FG Att.	5	at Tulsa (WBIT)	3-21-24
3FG Made	2	at Tulsa (WBIT)	3-21-24
3FG Att.	3	at Tulsa (WBIT)	3-21-24
FT Made	1	vs. Auburn (SEC)	3-7-24
FT Att.	4	vs. Auburn (SEC)	3-7-24
Off. Reb.	1	at Tulsa (WBIT)	3-21-24
Def. Reb.	1	at Tulsa (WBIT)	3-21-24
Rebounds	2	at Tulsa (WBIT)	3-21-24
Assists	N/A		
Blocks	N/A		
Steals	1	vs. SFA (WNIT)	3-20-23
Minutes	25	at Tulsa (WBIT)	3-21-24
Most Recent*			

CAREER STATS

				Field Goals		3-Point		F-Throws		Rebounds									Scoring	
SEASON	TEAM	GP-GS	MIN/AVG	FG-FGA	FG%	3FG-3FGA	3FG%	FT-FTA	FT%	OFF	DEF	TOT	AVG	PF-FO	A	TO	BLK	STL	PTS	AVG
2022-23	Ark	10-0	26/2.6	0-1	.000	0-0	.000	1-2	.500	1	1	2	0.2	1-0	1	0	0	3	1	0.1
2023-24	Ark	19-5	339/17.8	19-53	.358	8-29	.276	17-30	.567	13	21	34	1.8	29-0	5	7	1	7	63	3.3
TOTAL		29-5	365/12.6	19-54	.352	8-29	.276	18-32	.563	14	22	36	1.2	30-0	6	7	1	10	64	2.2

21 LOREN LINDSEY

R-SO. | G | 1YR | 5-11
FAYETTEVILLE, ARK. | FAYETTEVILLE

@lorenbailey7766
@lorenlindsey21



FAYETTEVILLE BORN AND RAISED

- Father, grandfather, uncle and cousins played football at Arkansas, she has carried on the family tradition of playing sports for the Razorbacks
- Joined the team as a walk-on, redshirted last season and was a big part of the scout team
- Tabbed to the All-Conference 6A West All-Defensive Team and leading her team to the state semifinals as a sophomore.

LOREN LINDSEY - R-SO. - 21 - G - FAYETTEVILLE, ARKANSAS

AS A SOPHOMORE (2023-24)
Made one game appearance vs. Little Rock, tallying an assist in 3.5 minutes played ... Redshirted the rest of the season.

AS A FRESHMAN (2022-23)
Played in nine games as a true freshman ... Made collegiate debut in game against Central Arkansas ... Played in a season-high four minutes at Little Rock ... Appeared in two SEC games and two Postseason WNIT contests ... Pulled down her first rebound, defensive, against Louisiana Tech in the Postseason WNIT First Round.

PRIOR TO ARKANSAS
Local product out of Fayetteville HS ... Tabbed to the All-Conference 6A West All-Defensive Team ... Northwest Arkansas Democrat Gazette Player of the Week on Feb. 2, 2022 ... That award was given following her being tabbed the Farm Bureau Player of the Week for the month of January during the 2021-22 season.

FUN FACTS
- Daughter of Amy and John Lindsey
- Majoring in finance
- Means a lot to her to be a Razorback because a lot of her family played here, including her dad, brothers, cousins, grandpa and uncle
- Chose Arkansas because it's a hometown dream and a family tradition to be a Hog
- Has lived in Fayetteville her whole life
- Would tell her younger self to never give up
- Favorite food: Hibachi
- Must-haves on her pregame playlist: All In, Knife Talk and Dreams & Nightmares
- Favorite WNBA and NBA teams: LA Sparks and LA Lakers
- Favorite sport to watch outside of basketball: football
- Favorite movie: Hoosiers

2023-24

#21 LINDSEY, Loren

				Total		3-Pointers		Free throws		Rebounds									
Opponent	Date	GS	MIN	FG-FGA	PCT	3FG-3FGA	PCT	FT-FTA	PCT	OFF	DEF	TOT	AVG	PF	A	TO	BLK	STL	PTS	AVG
Little Rock	11/14/2023		03:36	0-0	.000	0-0	.000	0-0	.000	0	0	0	0.0	0	1	0	0	0	0	0.0
Totals		0	03:36	0-0	.000	0-0	.000	0-0	.000	0	0	0	0.0	0	1	0	0	0	0	0.0

Player Averages

Games Played	Minutes/ game	Points/ game	FG Pct	3FG Pct	FT Pct	Rebounds/ game	Assists/ game	Turnovers/ game	Assist/Turnover ratio	Steals/ game	Blocks/ game
1	3.6	0.0	0.0	0.0	0.0	0.0	1.0	0.0	1.0	0.0	0.0

2022-23

#21 LINDSEY, Loren

				Total		3-Pointers		Free throws		Rebounds									
Opponent	Date	GS	MIN	FG-FGA	PCT	3FG-3FGA	PCT	FT-FTA	PCT	OFF	DEF	TOT	AVG	PF	A	TO	BLK	STL	PTS	AVG
Central Ark.	11/11/2022		01:11	0-0	.000	0-0	.000	0-0	.000	0	0	0	0.0	0	0	0	0	0	0	0.0
at Little Rock	11/20/2022		04:56	0-0	.000	0-0	.000	0-0	.000	0	0	0	0.0	0	0	0	0	0	0	0.0
vs Kansas St.	11/26/2022		00:47	0-0	.000	0-0	.000	0-0	.000	0	0	0	0.0	0	0	0	0	0	0	0.0
Troy	12/01/2022		02:13	0-0	.000	0-0	.000	0-0	.000	0	0	0	0.0	0	0	0	0	0	0	0.0
Oral Roberts	12/04/2022		02:06	0-0	.000	0-0	.000	0-0	.000	0	0	0	0.0	0	0	0	0	0	0	0.0
Florida	01/05/2023		01:38	0-0	.000	0-0	.000	0-0	.000	0	0	0	0.0	0	0	0	0	0	0	0.0
Missouri	02/12/2023		01:25	0-0	.000	0-0	.000	0-0	.000	0	0	0	0.0	0	0	0	0	0	0	0.0
Louisiana Tech	03/16/2023		01:24	0-0	.000	0-0	.000	0-0	.000	0	1	1	0.1	0	0	0	0	0	0	0.0
SFA	03/20/2023		01:08	0-0	.000	0-0	.000	0-0	.000	0	0	0	0.1	0	0	0	0	0	0	0.0
Totals		0	16:48	0-0	.000	0-0	.000	0-0	.000	0	1	1	0.1	0	0	0	0	0	0	0.0

Player Averages

Games Played	Minutes/ game	Points/ game	FG Pct	3FG Pct	FT Pct	Rebounds/ game	Assists/ game	Turnovers/ game	Assist/Turnover ratio	Steals/ game	Blocks/ game
9	1.9	0.0	0.0	0.0	0.0	0.1	0.0	0.0	0.0	0.0	0.0

2023-24 SEASON HIGHS

Points	N/A		
FG Made	N/A		
FG Att.	N/A		
3FG Made	N/A		
3FG Att.	N/A		
FT Made	N/A		
FT Att.	N/A		
Off. Reb.	N/A		
Def. Reb.	N/A		
Rebounds	N/A		
Assists	1	vs. Little Rock	11-14-24
Blocks	N/A		
Steals	N/A		
Minutes	3	vs. Little Rock	11-14-24
Most Recent*			

CAREER HIGHS

Points	N/A		
FG Made	N/A		
FG Att.	N/A		
3FG Made	N/A		
3FG Att.	N/A		
FT Made	N/A		
FT Att.	N/A		
Off. Reb.	N/A		
Def. Reb.	1	vs. LA Tech	3-16-23
Rebounds	1	vs. LA Tech	3-16-23
Assists	1	vs. Little Rock	11-14-24
Blocks	N/A		
Steals	N/A		
Minutes	5	at. Little Rock	11-20-22
Most Recent*			

SEC HIGHS

Points	N/A		
FG Made	N/A		
FG Att.	N/A		
3FG Made	N/A		
3FG Att.	N/A		
FT Made	N/A		
FT Att.	N/A		
Off. Reb.	N/A		
Def. Reb.	N/A		
Rebounds	N/A		
Assists	N/A		
Blocks	N/A		
Steals	N/A		
Minutes	2	vs. Florida	1-5-23
Most Recent*			

POSTSEASON HIGHS

Points	N/A		
FG Made	N/A		
FG Att.	N/A		
3FG Made	N/A		
3FG Att.	N/A		
FT Made	N/A		
FT Att.	N/A		
Off. Reb.	N/A		
Def. Reb.	1	vs. LA Tech (WNIT)	3-16-23
Rebounds	1	vs. LA Tech (WNIT)	3-16-23
Assists	N/A		
Blocks	N/A		
Steals	N/A		
Minutes	1	vs. SFA (WNIT)	3-20-23*
Most Recent*			

CAREER STATS

				Field Goals		3-Point		F-Throws		Rebounds									Scoring	
SEASON	TEAM	GP-GS	MIN/AVG	FG-FGA	FG%	3FG-3FGA	3FG%	FT-FTA	FT%	OFF	DEF	TOT	AVG	PF-FO	A	TO	BLK	STL	PTS	AVG
2022-23	Ark	9-0	17/1.9	0-0	.000	0-0	.000	0-0	.000	0	1	1	0.1	0-0	0	0	0	0	0	0.0
2023-24	Ark	1-0	4/3.6	0-0	.000	0-0	.000	0-0	.000	0	0	0	0.0	0-0	1	0	0	0	0	0.0
TOTAL		10-0	20/2.0	0-0	.000	0-0	.000	0-0	.000	0	1	1	0.1	0-0	1	0	0	0	0	0.0

23 CARLY KEATS

JR. | G | 1YR | 5-8
CHOCTAW, MISS. | NESHOBA CENTRAL/JONES

@KeatsCarly
@thecarlykeats



SKEATS YEE!

- Nothing fazes Carly Keats - played with mask second part of the year after a broken nose and it was nothing new
- Provided spark off the bench and then delivered as a starter
- Deathly from deep when she gets going
- Stats from SEC play: 8.8 PPG

CARLY KEATS - JR. - 23 - G - CHOCTAW, MISSISSIPPI

AS A SOPHOMORE (2023-24)
Started in 10 of 29 game appearances ... Tallied eight double-digit scoring games and had four games with 3+ 3-pointers ... Logged nine points off three triples vs. Murray State ... Registered 14 points off four triples with four boards vs. Little Rock ... Recorded 10 points in 18 minutes off the bench at Kentucky ... In her first career start, recorded a career-high 16 points with two assists, while playing all 40 minutes vs. Georgia ... Logged 12 points against Mississippi State ... Finished with 14 points and three assists vs. Kentucky ... In her first game back from injury, recorded 11 consecutive points off the bench against Missouri ... Had 13 points in 30 minutes off the bench against Vanderbilt ... Logged 11 points in 35 minutes vs. No. 1/1 South Carolina.

AT JONES COLLEGE (2022-23)
Named to the All-Region 23 Team ... Started in 28 of 30 games for the Bobcats as a freshman, playing 27.6 minutes per game ... Made 55 triples for a 34.8 percentage from beyond the arc ... Averaged 9.7 points, 3.7 rebounds and 3.5 assists per game ... Logged a season-high 21 points off 8-of-15 shooting from the field, 4-of-9 from beyond the arc, vs. Gulf Coast ... Recorded a near double-double vs. Copiah-Lincoln with 16 points and nine assists ... Pulled down eight boards vs. Chipola ... Logged double digits in scoring in 15 games ... Dished out 5+ assists in six contests ... Led Jones to its seventh straight region crown and punched a ticket to the NJCAA Division I Tournament, logging 11 points in the win vs. Pearl River ... Finished the year with a 26-4 record and a trip to the Elite 8 ... Played for head coach Missy Bilderback.

AT NESHOBA CENTRAL HS
Played for head coach Jason Broom, leading the Rockets to a perfect 33-0 record and a 5A State Championship in Mississippi ... As a senior, averaged 14.2 points and 4.0 assists per game ... Logged 13.9 points per game on 54 percent shooting with 3.0 assists per game as a junior ... All-Region 3-5A selection ... A 2021 Clarion-Ledger Dandy Dozen choice ... MVP of the Mississippi/Alabama All-Star Game ... Holds MS/AL record in 3-pointers made ... Qualified for the NABI Finals with her team the Native Soldiers.

2023-24

#23 KEATS, Carly

				Total		3-Pointers		Free throws		Rebounds										
Opponent	Date	GS	MIN	FG-FGA	PCT	3FG-3FGA	PCT	FT-FTA	PCT	OFF	DEF	TOT	AVG	PF	A	TO	BLK	STL	PTS	AVG
ULM	11/07/2023		18:09	0-7	.000	0-6	.000	4-5	.800	0	0	0	0.0	1	0	2	0	2	4	4.0
Murray St.	11/10/2023		12:28	3-7	.429	3-5	.600	0-0	.000	0	0	0	0.0	0	0	0	0	0	9	6.5
Little Rock	11/14/2023		24:49	5-13	.385	4-10	.400	0-0	.000	0	4	4	1.3	0	0	1	0	0	14	9.0
at Arkansas St.	11/17/2023		06:38	1-2	.500	1-2	.500	0-0	.000	0	1	1	1.3	0	1	0	0	0	3	7.5
Central Ark.	11/20/2023		11:50	0-2	.000	0-2	.000	0-0	.000	0	2	2	1.4	0	0	1	0	0	0	6.0
vs Wisconsin	11/24/2023		08:27	1-2	.500	0-1	.000	2-2	1.000	1	1	2	1.5	1	0	0	0	0	4	5.7
vs Marquette	11/25/2023		15:47	3-6	.500	3-5	.600	0-0	.000	0	0	0	1.3	1	0	2	0	0	9	6.1
at Florida St.	11/30/2023		15:17	1-5	.200	1-3	.333	0-0	.000	0	1	1	1.3	1	0	2	1	0	3	5.8
UCLA	12/03/2023		26:24	0-6	.000	0-4	.000	2-2	1.000	0	1	1	1.2	1	1	0	0	0	2	5.3
Louisiana Tech	12/07/2023		22:02	3-9	.333	2-5	.400	0-0	.000	0	2	2	1.3	0	1	0	0	1	8	5.6
Ark.-Pine Bluff	12/10/2023		12:60	0-2	.000	0-2	.000	0-0	.000	0	0	0	1.2	0	1	0	0	0	0	5.1
Samford	12/16/2023		13:15	3-6	.500	1-3	.333	0-0	.000	0	0	0	1.1	1	0	0	0	0	7	5.3
vs Illinois	12/20/2023		10:25	1-2	.500	0-1	.000	0-1	.000	0	0	0	1.0	0	0	0	0	0	2	5.0
vs UIC	12/21/2023		15:15	1-4	.250	0-2	.000	0-0	.000	0	2	2	1.1	0	0	0	2	0	2	4.8
UIW	12/31/2023		14:57	0-1	.000	0-1	.000	0-0	.000	0	1	1	1.1	1	1	0	0	0	0	4.5
at Kentucky	01/04/2024		18:12	3-5	.600	3-5	.600	1-2	.500	0	1	1	1.1	1	0	0	1	0	10	4.8
Georgia	01/07/2024	*	40:00	7-16	.438	2-10	.200	0-0	.000	0	1	1	1.1	2	2	1	0	1	16	5.5
Mississippi St.	01/11/2024	*	36:53	4-11	.364	3-8	.375	1-1	1.000	0	0	0	1.0	4	1	3	0	0	12	5.8
at Alabama	01/14/2024	*	34:30	3-9	.333	0-5	.000	1-1	1.000	0	1	1	1.0	1	0	1	0	0	7	5.9
at LSU	01/21/2024	*	33:05	3-9	.333	2-7	.286	0-0	.000	1	3	4	1.2	1	1	0	0	0	8	6.0
Kentucky	01/25/2024	*	39:22	6-15	.400	2-5	.400	0-0	.000	1	1	2	1.2	0	3	1	0	2	14	6.4
at Missouri	01/28/2024	*	05:35	0-1	.000	0-1	.000	0-0	.000	0	1	1	1.2	1	0	0	0	0	0	6.1
Missouri	02/18/2024		25:11	4-9	.444	2-4	.500	1-1	1.000	0	1	1	1.2	0	0	1	0	0	11	6.3
at Texas A&M	02/22/2024		22:31	1-7	.143	0-3	.000	0-0	.000	0	1	1	1.2	0	1	1	0	0	2	6.1
Vanderbilt	02/25/2024		29:50	4-9	.444	2-3	.667	3-3	1.000	0	1	1	1.2	0	0	0	0	1	13	6.4
South Carolina	02/29/2024	*	35:04	4-11	.364	0-5	.000	3-5	.600	1	2	3	1.2	1	0	1	0	2	11	6.6
at Ole Miss	03/03/2024	*	34:13	1-9	.111	0-4	.000	0-0	.000	0	1	1	1.2	2	0	1	0	0	2	6.4
vs Auburn	03/07/2024	*	29:21	0-8	.000	0-5	.000	0-0	.000	1	2	3	1.3	1	4	2	0	0	0	6.2
at Tulsa	03/21/2024	*	28:07	2-10	.200	0-5	.000	0-0	.000	0	2	2	1.3	2	1	3	0	0	4	6.1
Totals		10	640:39	64-203	.315	31-122	.254	18-23	.783	5	33	38	1.3	23	18	23	4	9	177	6.1

Player Averages

Games Played	Minutes/ game	Points/ game	FG Pct	3FG Pct	FT Pct	Rebounds/ game	Assists/ game	Turnovers/ game	Assist/Turnover ratio	Steals/ game	Blocks/ game
29	22.1	6.1	31.5	25.4	78.3	1.3	0.6	0.8	0.8	0.3	0.1

FUN FACTS
- Daughter of Shannon Keats and Teddy Hickman
- Majoring in anthropology
- Also plays stickball
- Sister (Cori) plays basketball at East Centrl and brother (Cohen) plays baseball at Rust
- Wears #23 because Michael Jordan is her favorite player and she wants to compare her game to his
- Favorite part about playing at Arkansas: energy/chemisty with the team
- Enjoys Coach Neighbors' coaching style because it fits her playing style
- Chose Arkansas because of the great environment and support here
- Favorite WNBA and NBA teams: Phoenix Mercury and Phoenix Suns
- Loves action and horror movies

2023-24 SEASON HIGHS

Points	16	vs. Georgia	1-7-24
FG Made	7	vs. Georgia	1-7-24
FG Att.	16	vs. Georgia	1-7-24
3FG Made	4	vs. Little Rock	11-14-23
3FG Att.	10	vs. Georgia	1-7-24
FT Made	4	vs. ULM	11-7-23
FT Att.	5	vs. #1/1 SC	2-29-24*
Off. Reb.	1	vs. Auburn	3-7-24*
Def. Reb.	4	vs. Little Rock	11-14-23
Rebounds	4	at #10/9 LSU	1-21-24*
Assists	4	vs. Auburn	3-7-24
Blocks	2	vs. UIC	12-21-23
Steals	2	vs. #1/1 SC	2-29-24
Minutes	40	vs. Georgia	1-7-24
Most Recent*			

CAREER HIGHS

Points	16	vs. Georgia	1-7-24
FG Made	7	vs. Georgia	1-7-24
FG Att.	16	vs. Georgia	1-7-24
3FG Made	4	vs. Little Rock	11-14-23
3FG Att.	10	vs. Georgia	1-7-24
FT Made	4	vs. ULM	11-7-23
FT Att.	5	vs. #1/1 SC	2-29-24*
Off. Reb.	1	vs. Auburn	3-7-24*
Def. Reb.	4	vs. Little Rock	11-14-23
Rebounds	4	at #10/9 LSU	1-21-24*
Assists	4	vs. Auburn	3-7-24
Blocks	2	vs. UIC	12-21-23
Steals	2	vs. #1/1 SC	2-29-24
Minutes	40	vs. Georgia	1-7-24
Most Recent*			

SEC HIGHS

Points	16	vs. Georgia	1-7-24
FG Made	7	vs. Georgia	1-7-24
FG Att.	16	vs. Georgia	1-7-24
3FG Made	3	vs. Miss. State	1-11-24*
3FG Att.	10	vs. Georgia	1-7-24
FT Made	3	vs. #1/1 SC	2-29-24*
FT Att.	5	vs. #1/1 SC	2-29-24
Off. Reb.	1	vs. #1/1 SC	2-29-22*
Def. Reb.	3	at #10/9 LSU	1-21-24
Rebounds	4	at #10/9 LSU	1-21-24
Assists	3	vs. Kentucky	1-25-24
Blocks	1	at Kentucky	1-4-24
Steals	2	vs. #1/1 SC	2-29-24*
Minutes	40	vs. Georgia	1-7-24
Most Recent*			

POSTSEASON HIGHS

Points	4	at Tulsa (WBIT)	3-21-24
FG Made	2	at Tulsa (WBIT)	3-21-24
FG Att.	10	at Tulsa (WBIT)	3-21-24
3FG Made	N/A		
3FG Att.	5	at Tulsa (WBIT)	3-21-24*
FT Made	N/A		
FT Att.	N/A		
Off. Reb.	1	vs. Auburn (SEC)	3-7-24
Def. Reb.	2	at Tulsa (WBIT)	3-21-24*
Rebounds	3	vs. Auburn (SEC)	3-7-24
Assists	4	vs. Auburn (SEC)	3-7-24
Blocks	N/A		
Steals	N/A		
Minutes	29	vs. Auburn (SEC)	3-7-24
Most Recent*			

CAREER STATS

				Field Goals		3-Point		F-Throws		Rebounds									Scoring	
SEASON	TEAM	GP-GS	MIN/AVG	FG-FGA	FG%	3FG-3FGA	3FG%	FT-FTA	FT%	OFF	DEF	TOT	AVG	PF-FO	A	TO	BLK	STL	PTS	AVG
2023-24	Ark	29-10	641/22.1	64-203	.315	31-122	.254	18-23	.783	5	33	38	1.3	23-0	18	23	4	9	177	6.1
TOTAL		29-10	641/22.1	64-203	.315	31-122	.254	18-23	.783	5	33	38	1.3	23-0	18	23	4	9	177	6.1

34 JENNA LAWRENCE

SO. | F | 1YR | 6-3
FARMINGTON, ARK. | FARMINGTON

@jennalawrence
@jenna_lawrence34

J-LAW IN THE BUILDING

- Played significantly more minutes at end of the season, including starting in the team's final two games
- Accurate shooter who can knock down several in a row
- 10 blocks this year
- Came into her freshman year having been ranked a four-star and No. 61 player in the country, according to ESPNW HoopGulrz Recruiting Rankings
- A McDonald's All-American nominee, averaged 18.7 points, 7.0 rebounds and 1.5 blocks per game

JENNA LAWRENCE - SO. - 34 - F - FARMINGTON, ARKANSAS

AS A FRESHMAN (2023-24)
Started in two of 24 game appearances ... Registered two double-digit scoring games and had five games with 5+ rebounds ... 39.6 FG%, 31.0 3FG%, 62.5 FT% ... Logged three points and three rebounds with one block against Little Rock ... Recorded her first double-digit scoring game behind 10 points off 3-of-4 shooting from the field and 3-of-4 from the line vs. Louisiana Tech ... Recorded three points and five boards vs. Samford ... Registered six points off 2-of-3 from beyond the arc with two boards and one block vs. Mississippi State ... Had two points and five rebounds with a block against Kentucky ... Recorded three points, three boards and two steals at Missouri ... Finished with six points and six rebounds in 21 minutes played off the bench vs. No. 1/1 South Carolina ... Earned her first career start vs. Auburn at the SEC Tournament, finishing that game with a career-high 13 points off 5-of-7 shooting from the field and 3-of-5 from beyond the arc with five rebounds and one block in 35 minutes ... Ended the season with a career-high eight rebounds with a block and steal vs. Tulsa in the WBIT.

PRIOR TO ARKANSAS
Four-star, No. 61-ranked player, according to the 2023 HoopGurlz Recruiting Rankings - ESPNW 100 ... Earned all-conference, all-state and all-tournament honors as a senior at Farmington High School, averaging 18.7 points and 7.1 rebounds per game, as well as 2.0 assists, 2.0 steals and 1.5 blocks per game ... Knocked down 99 3-point attempts for 41 percent and was an 83 percent free throw shooter ... Named Arkansas Democrat Gazette Player of the Year ... Eclipsed 2,000 career points and 1,000 career rebounds during her senior year ... McDonald's All-American nominee ... Coming off the 4A girls state championship, as the Lady Cardinals finished the season on a 26-game winning streak to end up 36-1 ... Named state tournament MVP, tallying 15 points in the state championship game ... During her junior year at Farmington HS, led the Lady Cardinals to a 27-1 record, averaging 18 points, 9.3 rebounds, 2.3 steals and 1.7 blocks per game ... Had experience winning state championships at Melbourne High School as well, leading the school to a Class 2A state title during her sophomore season ... In her time playing organized school ball, only lost one home game and accumulated over 100 wins on her home court (third through 11th grade) ... Has earned all-state, all-tournament, all-conference and AR Preps All-Arkansas First Team multiple years and was an ARBCA Top 5 selection.

2023-24

#34 LAWRENCE, Jenna

				Total		3-Pointers		Free throws		Rebounds									
Opponent	Date	GS	MIN	FG-FGA	PCT	3FG-3FGA	PCT	FT-FTA	PCT	OFF	DEF	TOT	AVG	PF	A	TO	BLK	STL	PTS	AVG
Murray St.	11/10/2023		08:20	0-3	.000	0-2	.000	0-0	.000	0	1	1	1.0	0	0	1	1	1	0	0.0
Little Rock	11/14/2023		08:00	1-3	.333	0-2	.000	1-2	.500	2	1	3	2.0	1	1	0	1	0	3	1.5
Central Ark.	11/20/2023		05:02	0-1	.000	0-1	.000	0-0	.000	1	0	1	1.7	1	0	0	0	0	0	1.0
vs Marquette	11/25/2023		05:11	0-0	.000	0-0	.000	0-0	.000	0	0	0	1.3	0	0	0	0	0	0	0.8
UCLA	12/03/2023		07:39	0-0	.000	0-0	.000	0-0	.000	0	0	0	1.0	0	0	1	1	2	0	0.6
Louisiana Tech	12/07/2023		11:59	3-4	.750	1-2	.500	3-4	.750	0	1	1	1.0	3	0	0	0	0	10	2.2
Samford	12/16/2023		08:37	1-2	.500	1-2	.500	0-0	.000	2	3	5	1.6	0	0	0	0	0	3	2.3
vs Illinois	12/20/2023		12:45	1-1	1.000	0-0	.000	0-0	.000	0	2	2	1.6	1	0	0	1	1	2	2.3
vs UIC	12/21/2023		09:45	1-2	.500	1-1	1.000	0-0	.000	0	1	1	1.6	3	0	0	1	0	3	2.3
UNI	12/31/2023		14:10	0-1	.000	0-1	.000	0-0	.000	0	2	2	1.6	2	0	0	0	0	0	2.1
at Kentucky	01/04/2024		04:37	0-1	.000	0-1	.000	0-0	.000	0	2	2	1.6	0	0	2	0	0	0	1.9
Georgia	01/07/2024		03:38	0-1	.000	0-1	.000	0-0	.000	0	0	0	1.5	0	0	0	0	0	0	1.8
Mississippi St.	01/11/2024		06:31	2-3	.667	2-3	.667	0-0	.000	1	1	2	1.5	0	1	0	1	0	6	2.1
at Alabama	01/14/2024		05:20	1-1	1.000	0-0	.000	1-2	.500	1	3	4	1.7	0	0	0	0	0	3	2.1
at LSU	01/21/2024		17:36	1-5	.200	1-5	.200	0-0	.000	0	3	3	1.8	1	0	0	0	0	3	2.2
Kentucky	01/25/2024		14:39	1-3	.333	0-2	.000	0-0	.000	1	4	5	2.0	2	1	1	1	0	2	2.2
at Missouri	01/28/2024		08:39	1-1	1.000	1-1	1.000	0-0	.000	1	2	3	2.1	2	0	0	1	2	3	2.2
Alabama	02/01/2024		01:17	0-0	.000	0-0	.000	0-0	.000	0	0	0	1.9	1	0	1	0	0	0	2.1
at Tennessee	02/12/2024		11:01	1-3	.333	1-3	.333	0-0	.000	1	1	2	1.9	2	0	0	0	0	3	2.2
Vanderbilt	02/25/2024		02:41	0-0	.000	0-0	.000	0-0	.000	0	1	1	1.9	0	0	0	0	0	0	2.1
South Carolina	02/29/2024		20:47	2-3	.667	2-3	.667	0-0	.000	1	5	6	2.1	1	0	0	0	0	6	2.2
at Ole Miss	03/03/2024		24:16	0-1	.000	0-0	.000	0-0	.000	1	3	4	2.2	0	0	0	0	0	0	2.1
vs Auburn	03/07/2024	*	34:51	5-7	.714	3-5	.600	0-0	.000	1	4	5	2.3	1	1	2	1	0	13	2.6
at Tulsa	03/21/2024	*	31:36	0-7	.000	0-7	.000	0-0	.000	2	6	8	2.5	4	1	2	1	1	0	2.5
Totals		2	278:58	21-53	.396	13-42	.310	5-8	.625	15	46	61	2.5	25	5	10	10	7	60	2.5

Player Averages

Games Played	Minutes/ game	Points/ game	FG Pct	3FG Pct	FT Pct	Rebounds/ game	Assists/ game	Turnovers/ game	Assist/Turnover ratio	Steals/ game	Blocks/ game
24	11.6	2.5	39.6	31.0	62.5	2.5	0.2	0.4	0.5	0.3	0.4

FUN FACTS
- Daughter of Mandy and Jason Lawrence
- Aspires to be a sports nutritionist
- Wears #34 because it was her mom's jersey number
- Chose Arkansas for Coach Neighbors' style of play, how the coaching staff truly loves its players and being able to play for her home state
- Although she says she's from Farmington, she wants people to know her story in Melbourne, Arkansas and the impact that place had on her life. She lived there until she was in 10th grade
- Has an older brother, Gabe (21)
- Was also a softball player in high school, both pitcher and hitter
- Favorite food: grilled salmon
- Favorite pair of shoes: Jordan 1s
- Favorite WNBA player: A'ja Wilson
- Told people she wanted to be a cowgirl when she grew up
- Likes to be close to home so her family and friends can watch her play

2023-24 SEASON HIGHS

Points	13	vs. Auburn	3-7-24
FG Made	5	vs. Auburn	3-7-24
FG Att.	7	at Tulsa	3-21-24*
3FG Made	3	vs. Auburn	3-7-24
3FG Att.	7	at Tulsa	3-21-24*
FT Made	3	vs. LA Tech	12-7-23
FT Att.	4	vs. LA Tech	12-7-23
Off. Reb.	2	at Tulsa	3-21-24*
Def. Reb.	6	at Tulsa	3-21-24
Rebounds	8	at Tulsa	3-21-24
Assists	1	at Tulsa	3-21-24*
Blocks	1	at Tulsa	3-21-24*
Steals	2	at Missouri	1-28-24*
Minutes	35	vs. Auburn	3-7-24
Most Recent*			

CAREER HIGHS

Points	13	vs. Auburn	3-7-24
FG Made	5	vs. Auburn	3-7-24
FG Att.	7	at Tulsa	3-21-24*
3FG Made	3	vs. Auburn	3-7-24
3FG Att.	7	at Tulsa	3-21-24*
FT Made	3	vs. LA Tech	12-7-23
FT Att.	4	vs. LA Tech	12-7-23
Off. Reb.	2	at Tulsa	3-21-24*
Def. Reb.	6	at Tulsa	3-21-24
Rebounds	8	at Tulsa	3-21-24
Assists	1	at Tulsa	3-21-24*
Blocks	1	at Tulsa	3-21-24*
Steals	2	at Missouri	1-28-24*
Minutes	35	vs. Auburn	3-7-24
Most Recent*			

SEC HIGHS

Points	6	vs. #1/1 SC	2-29-24*
FG Made	2	vs. #1/1 SC	2-29-24*
FG Att.	5	at #10/9 LSU	1-21-24
3FG Made	2	vs. #1/1 SC	2-29-24
3FG Att.	5	at #10/9 LSU	1-21-24
FT Made	1	at Tennessee	2-12-24*
FT Att.	2	at Alabama	1-14-24
Off. Reb.	1	at Ole Miss	3-3-24*
Def. Reb.	5	vs. #1/1 SC	2-29-24
Rebounds	6	vs. #1/1 SC	2-29-24
Assists	1	vs. Kentucky	1-25-24*
Blocks	1	at Missouri	1-28-24*
Steals	2	at Missouri	1-28-24
Minutes	24	at Ole Miss	3-3-24
Most Recent*			

POSTSEASON HIGHS

Points	13	vs. Auburn (SEC)	3-7-24
FG Made	5	vs. Auburn (SEC)	3-7-24
FG Att.	7	at Tulsa (WBIT)	3-21-24*
3FG Made	3	vs. Auburn (SEC)	3-7-24
3FG Att.	7	at Tulsa (WBIT)	3-21-24*
FT Made	3	N/A	
FT Att.	N/A		
Off. Reb.	2	at Tulsa (WBIT)	3-21-24
Def. Reb.	6	at Tulsa (WBIT)	3-21-24
Rebounds	8	at Tulsa (WBIT)	3-21-24
Assists	1	at Tulsa (WBIT)	3-21-24*
Blocks	1	at Tulsa (WBIT)	3-21-24*
Steals	1	at Tulsa (WBIT)	3-21-24
Minutes	35	vs. Auburn (SEC)	3-7-24
Most Recent*			

CAREER STATS

				Field Goals		3-Point		F-Throws		Rebounds								Scoring	
SEASON	TEAM	GP-GS	MIN/AVG	FG-FGA	FG%	3FG-3FGA	3FG%	FT-FTA	FT%	OFF	DEF	TOT	AVG	PF-FO	A	TO	BLK	STL	PTS	AVG
2023-24	Ark	24-2	279/11.6	21-53	.396	13-42	.310	5-8	.625	15	46	61	2.5	25-0	5	10	10	7	60	2.5
TOTAL		24-2	279/11.6	21-53	.396	13-42	.310	5-8	.625	15	46	61	2.5	25-0	5	10	10	7	60	2.5

44 MARYN ARCHER

R-FR. | G | FR | 5-7
DERBY, KAN. | DERBY

@marynarcher
@marynarcher2

MARYN THE ARCHER

- Highlight video of her in her driveway against her brother with no music
- Student of the game, redshirted this past season and was key component to the scout team
- No. 29 player in the country at the time of her signing, according to Prep Girls
- As a junior at Derby High School, Archer logged 10.0 points, 4.6 assists and 2.8 steals per game.

AS A FRESHMAN (2023-24)
Redshirted this season, did not dress.

AS A FRESHMAN (2022-23)
Enrolled early in January.

PRIOR TO ARKANSAS
Prep Girls listed her as the 29th-ranked player in the nation ... Blue Star ranked her as the No. 75th-ranked player nationally ... Voted to the Run 4 Roses All-Tournament First Team, dropping 31 points on just 11 shots to lead her AAU team, SW Elite, to the championship game in Louisville ... Also won the Run 4 Roses Championship game in 2022 ... Played on two different high school teams, leading those squads to state during her freshman and junior seasons ... Paced Derby High School in assists and steals amid her junior year, logging 10.0 points, 3.5 rebounds, 4.6 assists and 2.8 steals per game ... Awarded the DerbyInformer.com Female Comeback Player of the Year in March 2022 ... Took Derby HS to the 6A Semifinals before the COVID-19 pandemic cancelled the season ... Was a force during her freshman year, averaging 13.2 points and 3.8 boards per game.

FUN FACTS
- Daughter of Valerie and Tim Archer
- Has five siblings: Mckenzie (29), Cameon (23), Braden (23), Jaydon (21) and Bryson (15)
- Has four dogs, one cat, a fish and hamster
- Chose Arkansas because Coach Nabes was one of the first to believe in her and she loved the people that she would be surrounded with
- Best quality on the court is her willingness to do what the team needs from her
- Dream vacation is visiting nature in Montana, Wyoming and Utah
- Most notable skill on the court is creating for her teammates
- Must-have songs on pregame playlist: Search and Rescue, Nice For What and Around Me
- Favorite foods are buffalo wings and mac and cheese
- Favorite place to eat in Fayetteville: Foghorns
- Favorite player is Kelsey Plum and she loves the Las Vegas Aces

15 JADA BATES

FR. | G | FR | 6-3
POWDER SPRINGS, GA. | MCEACHERN

@jadabates2024
@jada_nextup

JB KD

- 6-3 guard with great versatility, ability to shoot and defend and stretch the floor
- Had 16 DI offers on the table, choosing Arkansas over Clemson, Alabama, Mississippi State, Miami, Florida State and Georgia, among others
- No. 4 small forward in GHSA Girls Player Rankings
- Scored 22 points to lead 7A-McEachern to a win to advance to 7A State Final Four in Georgia last season
- Female version of Kevin Durant

HIGH SCHOOL
Ranked No. 4 small forward in the GHSA Girls Player Rankings ... Logged 22 points to lead 7A-McEachern to a 64-47 win to advance to the 7A State Final Four in Georgia as a junior ... Led McEachern to a 20-9 record and No. 13 state rankings as a junior ... During her sophomore campaign, averaged 8.9 points, 6.2 rebounds, 3.0 assists, 1.2 steals and 1.0 block per game ... Broke the school record at Kennesaw Mountain High School with 33 points in a game ... Played AAU for Alabama Southern Stars.

PERSONAL
Had 16 DI offers, choosing Arkansas over Clemson, Alabama, Mississippi State, Miami, Florida State and Georgia, among others.

FUN FACTS
NEEDS TO FILL OUT FORM

25 DANIKA GALEA

FR. | C | FR | 6-1
MALTA |

@dan_galea

MALTA MAGIC

- Played for Malta National Team and was MVP of U18 European Championships
- A part of the trend of basketball going international (Nabes said a quote like this)
- She hadn't signed yet when I left but there is enough info on her on the internet

PRIOR TO ARKANSAS
Member of the Malta women's national team and has played on the senior team and U22 National Team ... Won MVP at last summer's FIBA U18 Division C with Malta winning the gold medal for the first time since 2007 in Albania. She averaged an impressive 29 points and 19 rebounds per game on 65.1 percent from the field (41-for-63) ... In the national title game vs. Albania, Galea posted an 18-point, 10-rebound double-double for Malta ... Taking part in her third stint with the Malta senior national team this summer ... Played with Elite Basket Roma

FUN FACTS
NEEDS TO FILL OUT FORM

3 IZZY HIGGINBOTTOM

SR. | G | TR | 5-7
BATESVILLE, ARK. | ARKANSAS STATE

@izzymoney30
@izzyhigginbottom

NATURAL STATE STAR

- Natural State product is living her dream in her home state to play for the Hogs
- Top 10 scorer in NCAA this past season and All-Sun Belt First Team recipient
- One of 10 semifinalsts for Becky Hammon Mid-Major Player of the Year
- Logged 22.2 points per game this past season, which led the Hogs and shot 46.2 percent from the field
- Incredible free throw shooter - was 175-for-192 this past season with her makes being No. 2 in the country and attempts at No. 7 - she was 91.1 percent from the line, which was No. 6 in the country
- Started career at Missouri, so she has had a taste for what SEC WBB is all about

IZZY HIGGINBOTTOM - SR. - # - G - BATESVILLE, ARK.

AT ARKANSAS STATE (2021-23)
Named a 2023 All-Sun Belt First Team selection following a historical junior season with the Red Wolves ... One of 10 semifinalists for the Becky Hammon Mid-Major Player of the Year ... Logged 22.2 points per game, which led the conference and was No. 8 in the NCAA, all while shooting 46.2 percent from the field and 36.7 percent from beyond the arc ... Led the league in free throws made (175), which was No. 2 in the nation during the regular season, and free throw attempts (192), seventh most in the NCAA ... Only player to average at least seven free throws per game on 90 percent efficiency from the free throw line since Elana Delle Donne in 2010-11 ... Registered seven 30+ point performances, including a career-high 35 points against South Alabama, and became a 1,000-point scorer this past season ... Named Sun Belt Newcomer of the Year and All-Sun Belt Second Team honoree following her sophomore season with the Red Wolves ... As a sophomore at Arkansas State, registered 16.0 points, 3.1 rebounds and 3.4 assists per game ... Shot a school record 91.1 percent from the free throw line, 102-of-112 ... Finished her sophomore year with 46 consecutive made free throws ... Dropped 20+ points in six games in her first year with A-State.

AT MISSOURI
Started her collegiate career at Missouri, playing in 27 games off the bench with 6.0 points, 1.3 rebounds and 1.2 assists per game ... Posted four double-digit scoring games ... Registered a season-best 18 points against Idaho State and paced the team with 17 points on 5-of-6 shots from the floor at Saint Louis, being named SEC Freshman of the Week following that performance ... Put up 15 points on 8-of-8 from the charity stripe at Florida ... Led the team with a season-high six assists against Columbia.23, averaging 6.4 points, 5.4 rebounds and 1.3 steals per game ... Logged a double-double vs. Mataro with 17 points and 11 rebounds ... Efficient rebounder with 15 games with 5+ boards with Segle XXI in 2022-23 ... Earned gold and silver medals at the Andalucian Cup U14 ... Chosen to the Andalucías Team three times and won a silver and bronze medal at the national cup ... Best rebounder on the U14 nationals club cup ... Was selected to the Granadas Team six times ... Picked for the NBA Academy games in Atlanta ... LF champion in 2021.

HIGH SCHOOL
No. 20-ranked point guard, according to ESPNW and the No. 97 overall recruit by Prospect Nation ... Earned 4A All-State and 4A All-State Tournament honors in 2019 and 2020 ... Led Batesville High School to the 2019 Class 4A State Championship and a state semifinals appearance in 2020 ... Named Tournament MVP during Batesville's state title run ... Led Batesville in scoring during her senior year ... Scored an Arkansas High School record 57 points in the 5A State Tournament Quarterfinals.

FUN FACTS
Daughter of Rachel and Greg Mosier ... Majoring in exercise science ... Birthday is Dec. 29.
NEEDS TO FILL OUT FORM

2023-24

#23 HIGGINBOTTOM, Izzy

				Total		3-Pointers		Free throws		Rebounds										
Opponent	Date	GS	MIN	FG-FGA	PCT	3FG-3FGA	PCT	FT-FTA	PCT	OFF	DEF	TOT	AVG	PF	A	TO	BLK	STL	PTS	AVG
at South Dakota St.	11/06/2023	*	39:12	7-19	.368	1-5	.200	7-8	.875	1	4	5	5.0	2	1	1	0	0	22	22.0
NIU	11/09/2023	*	37:56	9-16	.563	2-5	.400	11-12	.917	0	8	8	6.5	1	6	1	1	4	31	26.5
Arkansas	11/17/2023	*	38:48	9-14	.643	2-2	1.000	7-8	.875	0	1	1	4.7	1	2	1	0	2	27	26.7
Hendrix	11/21/2023	*	15:34	6-10	.600	1-3	.333	1-1	1.000	2	1	3	4.3	0	3	1	0	3	14	23.5
Ark.-Pine Bluff	11/28/2023	*	36:29	5-17	.294	2-7	.286	10-11	.909	1	5	6	4.6	0	1	1	0	0	22	23.2
at Kansas City	12/02/2023	*	35:22	3-12	.250	0-1	.000	12-13	.923	1	2	3	4.3	1	2	2	0	1	18	22.3
Louisiana Tech	12/09/2023	*	37:07	10-17	.588	2-5	.400	7-7	1.000	0	6	6	4.6	1	4	1	0	3	29	23.3
North Ala.	12/14/2023	*	41:58	9-16	.563	5-6	.833	12-14	.857	1	2	3	4.4	2	1	2	0	0	35	24.8
Little Rock	12/17/2023	*	38:00	2-5	.400	2-2	1.000	4-5	.800	0	5	5	4.4	0	6	3	1	0	10	23.1
UT Martin	12/21/2023	*	37:23	5-7	.714	2-2	1.000	4-4	1.000	1	1	2	4.2	1	1	1	0	1	16	22.4
Coastal Carolina	12/30/2023	*	40:00	9-17	.529	2-4	.500	5-5	1.000	1	5	6	4.4	0	3	1	0	0	25	22.6
at James Madison	01/04/2024	*	40:00	6-17	.353	1-4	.250	5-7	.714	1	5	6	4.5	1	3	1	0	4	18	22.3
at Marshall	01/06/2024	*	38:11	6-14	.429	1-1	1.000	2-2	1.000	1	2	3	4.4	0	1	3	0	1	15	21.7
Texas St.	01/11/2024	*	32:02	13-15	.867	4-4	1.000	3-3	1.000	0	1	1	4.1	3	5	2	0	1	33	22.5
Louisiana	01/13/2024	*	39:51	3-8	.375	0-3	.000	2-2	1.000	0	2	2	4.0	3	8	2	0	0	8	21.5
at South Alabama	01/17/2024	*	40:00	13-21	.619	1-7	.143	5-6	.833	2	5	7	4.2	2	4	3	0	1	32	22.2
at Texas St.	01/20/2024	*	40:00	6-19	.316	0-4	.000	8-8	1.000	1	6	7	4.4	0	4	0	0	1	20	22.1
at ULM	01/25/2024	*	40:00	3-11	.273	3-4	.750	3-3	1.000	1	6	7	4.5	3	8	5	0	2	12	21.5
at Troy	01/27/2024	*	43:09	12-31	.387	2-7	.286	8-8	1.000	3	2	5	4.5	2	8	4	0	3	34	22.2
South Alabama	01/31/2024	*	39:21	10-17	.588	1-2	.500	14-14	1.000	0	4	4	4.5	4	5	1	0	2	35	22.8
Old Dominion	02/03/2024	*	40:00	7-13	.538	0-2	.000	19-20	.950	0	0	0	4.3	2	5	3	0	2	33	23.3
at Georgia St.	02/07/2024	*	34:04	9-19	.474	1-3	.333	5-5	1.000	0	3	3	4.2	2	2	3	0	2	24	23.3
at Akron	02/10/2024	*	36:38	10-24	.417	1-7	.143	5-8	.625	2	2	4	4.2	2	5	1	1	2	26	23.4
at Southern Miss.	02/15/2024		37:05	3-7	.429	0-0	.000	5-6	.833	1	1	2	4.1	4	1	8	1	0	11	22.9
at Louisiana	02/17/2024	*	40:00	3-16	.188	0-6	.000	8-8	1.000	0	1	1	4.0	1	2	2	0	0	14	22.6
Troy	02/21/2024	*	30:17	5-14	.357	0-2	.000	3-4	.750	2	3	5	4.0	1	4	2	0	0	13	22.2
Totals		**25**	**968:28**	**183-396**	**.462**	**36-98**	**.367**	**175-192**	**.911**	**22**	**83**	**105**	**4.0**	**39**	**95**	**55**	**4**	**35**	**577**	**22.2**

Player Averages

Games Played	Minutes/ game	Points/ game	FG Pct	3FG Pct	FT Pct	Rebounds/ game	Assists/ game	Turnovers/ game	Assist/Turnover ratio	Steals/ game	Blocks/ game
26	37.2	22.2	46.2	36.7	91.1	4.0	3.7	2.1	1.7	1.3	0.2

2022-23

#23 HIGGINBOTTOM, Izzy

				Total		3-Pointers		Free throws		Rebounds										
Opponent	Date	GS	MIN	FG-FGA	PCT	3FG-3FGA	PCT	FT-FTA	PCT	OFF	DEF	TOT	AVG	PF	A	TO	BLK	STL	PTS	AVG
at Louisiana Tech	11/10/2022	*	36:18	6-17	.353	1-7	.143	0-1	.000	0	2	2	2.0	1	4	5	0	2	13	13.0
at UT Martin	11/14/2022	*	38:07	3-12	.250	2-7	.286	2-2	1.000	0	5	5	3.5	2	5	2	1	0	10	11.5
Hendrix	11/16/2022	*	33:31	8-13	.615	1-4	.250	2-2	1.000	2	2	4	3.7	0	6	1	0	5	19	14.0
Utah St.	11/19/2022	*	37:20	4-16	.250	0-5	.000	2-2	1.000	4	0	4	3.8	0	5	1	0	1	10	13.0
Oklahoma	11/22/2022	*	29:59	5-13	.385	3-9	.333	2-4	.500	1	2	3	3.6	2	1	3	0	3	15	13.4
Kansas City	11/26/2022	*	40:16	9-19	.474	3-5	.600	5-5	1.000	2	1	3	3.5	0	4	3	0	3	26	15.5
at McNeese	11/29/2022	*	24:21	6-11	.545	1-5	.200	5-6	.833	1	2	3	3.4	4	9	3	1	3	18	15.9
at North Ala.	12/08/2022	*	36:31	6-18	.333	0-3	.000	0-0	.000	0	3	3	3.4	2	3	1	0	1	12	15.4
at Arkansas	12/11/2022	*	35:53	7-17	.412	1-5	.200	4-4	1.000	0	1	1	3.1	0	2	2	0	3	19	15.8
Grambling	12/15/2022	*	29:06	8-18	.444	3-6	.500	0-1	.000	0	3	3	3.1	1	5	1	0	2	19	16.1
at Little Rock	12/18/2022	*	35:02	3-13	.231	0-2	.000	7-8	.875	2	2	4	3.2	4	3	2	0	3	13	15.8
Troy	01/05/2023		17:36	2-7	.286	0-3	.000	0-0	.000	0	0	0	2.9	0	3	0	0	0	4	14.8
App State	01/07/2023	*	30:56	4-13	.308	1-3	.333	7-8	.875	1	2	3	2.9	1	1	1	0	1	16	14.9
at Southern Miss.	01/12/2023		18:52	1-5	.200	0-1	.000	0-0	.000	0	0	0	2.7	1	2	2	0	0	2	14.0
at South Alabama	01/19/2023		21:34	3-10	.300	0-2	.000	3-3	1.000	1	1	2	2.7	4	1	5	0	1	9	13.7
at Louisiana	01/21/2023		26:45	5-12	.417	2-5	.400	0-0	.000	0	1	1	2.6	3	1	4	0	1	12	13.6
Southern Miss.	01/26/2023	*	27:12	3-10	.300	2-4	.500	0-0	.000	1	2	3	2.6	0	6	2	0	1	8	13.2
Marshall	01/28/2023	*	34:02	6-22	.273	2-9	.222	4-4	1.000	2	1	3	2.6	1	2	2	0	0	18	13.5
at Coastal Carolina	02/04/2023	*	31:38	7-19	.368	3-4	.750	7-8	.875	1	3	4	2.7	2	3	3	0	6	24	14.1
Old Dominion	02/04/2023	*	37:33	6-15	.400	0-1	.000	7-9	.778	0	5	5	2.8	3	2	3	0	1	19	14.3
at Troy	02/09/2023	*	24:10	6-12	.500	0-3	.000	0-0	.000	2	3	5	2.9	5	6	1	0	1	12	14.2
at James Madison	02/11/2023	*	35:37	5-14	.357	0-3	.000	3-3	1.000	1	4	5	3.0	2	7	2	0	2	13	14.1
South Alabama	02/16/2023	*	30:36	11-22	.500	2-4	.500	0-0	.000	1	4	5	3.1	2	2	3	0	2	24	14.6
Louisiana	02/18/2023	*	33:12	7-16	.438	2-5	.400	9-9	1.000	1	1	2	3.0	1	3	4	0	1	25	15.0
ULM	02/22/2023	*	19:54	6-12	.500	1-2	.500	6-6	1.000	0	1	1	3.0	0	2	1	0	5	19	15.2
Texas St.	02/24/2023	*	31:09	8-15	.533	2-5	.400	7-7	1.000	0	4	4	3.0	2	2	2	0	2	25	15.5
vs ULM	02/28/2023	*	27:42	6-12	.500	0-1	.000	7-7	1.000	1	5	6	3.1	1	4	2	0	0	19	15.7
vs Ga. Southern	03/01/2023	*	38:30	7-17	.412	3-7	.429	11-11	1.000	0	4	4	3.1	1	3	3	0	1	28	16.1
vs Southern Miss.	03/03/2023	*	33:27	5-18	.278	2-5	.400	2-2	1.000	1	0	1	3.1	2	1	2	0	2	14	16.0
Totals		**25**	**896:48**	**163-418**	**.390**	**37-125**	**.296**	**102-112**	**.911**	**25**	**64**	**89**	**3.1**	**47**	**98**	**66**	**2**	**53**	**465**	**16.0**

Player Averages

Games Played	Minutes/ game	Points/ game	FG Pct	3FG Pct	FT Pct	Rebounds/ game	Assists/ game	Turnovers/ game	Assist/Turnover ratio	Steals/ game	Blocks/ game
29	30.9	16.0	39.0	29.6	91.1	3.1	3.4	2.3	1.5	1.8	0.1

2021-22

#30 HIGGINBOTTOM, Izzy

				Total		3-Pointers		Free throws		Rebounds										
Opponent	Date	GS	MIN	FG-FGA	PCT	3FG-3FGA	PCT	FT-FTA	PCT	OFF	DEF	TOT	AVG	PF	A	TO	BLK	STL	PTS	AVG
Murray St.	11/11/2021		20:31	3-6	.500	3-4	.750	0-0	.000	0	0	0	0.0	2	1	0	0	1	9	9.0
Morgan St.	11/14/2021		22:15	2-5	.400	1-3	.333	0-0	.000	1	2	3	1.5	1	1	1	0	1	5	7.0
at Saint Louis	11/17/2021		21:33	5-6	.833	3-4	.750	4-4	1.000	0	2	2	1.7	2	1	1	0	1	17	10.3
Idaho St.	11/21/2021		23:50	6-11	.545	4-6	.667	2-2	1.000	1	0	1	1.5	0	0	1	0	0	18	12.3
Troy	11/23/2021		19:24	0-5	.000	0-3	.000	0-0	.000	1	0	1	1.4	4	0	2	0	0	0	9.8
vs Columbia	11/27/2021		25:17	1-4	.250	0-1	.000	2-2	1.000	1	0	1	1.3	2	6	0	0	0	4	8.8
at Lehigh	11/28/2021		18:36	3-7	.429	0-0	.000	2-2	1.000	0	1	1	1.3	0	2	2	0	0	8	8.7
SIUE	12/02/2021		13:15	3-10	.300	0-3	.000	0-0	.000	2	0	2	1.4	0	1	2	1	1	6	8.4
at Baylor	12/04/2021		24:45	2-4	.500	1-2	.500	3-3	1.000	2	0	2	1.4	4	1	1	0	0	8	8.3
at Missouri St.	12/10/2021		20:10	0-7	.000	0-3	.000	0-0	.000	0	0	0	1.3	0	1	0	0	0	0	7.5
Alabama A&M	12/12/2021		09:44	0-1	.000	0-0	.000	0-0	.000	0	0	0	1.2	0	1	2	0	0	0	6.8
Southern U.	12/20/2021		16:35	2-7	.286	1-4	.250	2-2	1.000	1	0	1	1.2	2	2	0	0	1	7	6.8
at Illinois	12/22/2021		13:47	4-10	.400	0-3	.000	1-2	.500	1	0	1	1.2	1	0	0	0	0	9	7.0
Auburn	01/06/2022		10:49	0-5	.000	0-2	.000	0-0	.000	0	0	0	1.1	0	2	1	0	0	0	6.5
at Arkansas	01/09/2022		22:26	3-6	.500	0-0	.000	0-0	.000	2	0	2	1.1	1	3	0	0	0	6	6.5
at LSU	01/13/2022		09:22	1-3	.333	1-1	1.000	0-0	.000	0	1	1	1.1	3	2	0	0	0	3	6.3
Georgia	01/17/2022		08:23	0-0	.000	0-0	.000	0-0	.000	1	0	1	1.1	1	0	0	0	1	0	5.9
at Mississippi St.	01/27/2022		12:16	0-0	.000	0-0	.000	0-0	.000	0	0	0	1.1	0	0	2	0	0	0	5.6
Ole Miss	02/03/2022		10:56	1-3	.333	0-1	.000	0-0	.000	0	0	0	1.0	0	0	0	0	2	2	5.4
at Tennessee	02/10/2022		14:40	3-6	.500	0-2	.000	0-0	.000	0	1	1	1.0	0	0	2	0	1	6	5.4
Arkansas	02/13/2022		13:38	1-6	.167	1-4	.250	0-0	.000	1	1	2	1.0	1	2	1	0	0	3	5.3
at Georgia	02/17/2022		22:59	2-7	.286	1-2	.500	2-2	1.000	2	2	4	1.2	1	0	1	0	0	7	5.4
Mississippi St.	02/20/2022		12:02	2-3	.667	2-2	1.000	0-0	.000	0	1	1	1.2	1	1	1	0	1	6	5.4
Kentucky	02/24/2022		28:36	3-7	.429	1-2	.500	2-2	1.000	0	1	1	1.2	0	0	1	0	0	9	5.5
at Florida	02/27/2022		24:58	3-5	.600	1-2	.500	8-8	1.000	0	2	2	1.2	2	3	2	0	1	15	5.9
vs Arkansas	03/03/2022		20:28	0-3	.000	0-1	.000	0-0	.000	0	1	1	1.2	3	1	1	0	0	0	5.7
Drake	03/17/2022		31:06	6-9	.667	1-2	.500	1-2	.500	1	2	3	1.3	1	1	2	0	0	14	6.0
Totals		**0**	**492:20**	**56-146**	**.384**	**21-57**	**.368**	**29-31**	**.935**	**17**	**17**	**34**	**1.3**	**32**	**32**	**26**	**1**	**11**	**162**	**6.0**

Player Averages

Games Played	Minutes/ game	Points/ game	FG Pct	3FG Pct	FT Pct	Rebounds/ game	Assists/ game	Turnovers/ game	Assist/Turnover ratio	Steals/ game	Blocks/ game
27	18.2	6.0	38.4	36.8	93.5	1.3	1.2	1.0	1.2	0.4	0.0

IZZY HIGGINBOTTOM - SR. - # - G - BATESVILLE, ARK.

2023-24 SEASON HIGHS (AT A-STATE)

Points	35	vs. South Alabama	1-31-24*
FG Made	13	at South Alabama	1-17-24
FG Att.	31	at Troy	1-27-24
3FG Made	5	vs. North Alabama	12-14-23
3FG Att.	7	at Southern Miss	2-15-24*
FT Made	19	vs. ODU	2-3-24
FT Att.	20	vs. ODU	2-3-24
Off. Reb.	3	at Troy	1-27-24
Def. Reb.	8	vs. NIU	11-9-23
Rebounds	8	vs. NIU	11-9-23
Assists	8	at Troy	1-27-24
Blocks	1	at Southern Miss	2-15-24*
Steals	4	at James Madison	1-4-24*
Minutes	42	vs. North Alabama	12-14-23
Most Recent*			

CAREER HIGHS

Points	35	vs. South Alabama	1-31-24*
FG Made	13	at South Alabama	1-17-24*
FG Att.	31	at Troy	1-27-24
3FG Made	5	vs. North Alabama	12-14-23
3FG Att.	9	vs. Marshall	1-28-23*
FT Made	19	vs. ODU	2-3-24
FT Att.	20	vs. ODU	2-3-24
Off. Reb.	4	vs. Utah State	11-19-22
Def. Reb.	8	vs. NIU	11-9-23
Rebounds	8	vs. NIU	11-9-23
Assists	9	vs. McNeese	11-29-22
Blocks	1	at Southern Miss	2-15-24*
Steals	6	at Coastal Carolina	2-2-23
Minutes	42	vs. North Alabama	12-14-23
Most Recent*			

SEC HIGHS (AT MISSOURI)

Points	15	at Florida	2-27-22
FG Made	3	at Florida	2-27-22*
FG Att.	7	vs. Kentucky	2-24-22
3FG Made	2	vs. Miss. State	2-20-22
3FG Att.	4	vs. Arkansas	2-13-22
FT Made	8	at Florida	2-27-22
FT Att.	8	at Florida	2-27-22
Off. Reb.	2	at Georgia	2-17-22
Def. Reb.	2	at Florida	2-27-22
Rebounds	4	at Georgia	2-17-22
Assists	3	at Florida	2-27-22
Blocks	2	at Miss. State	1-27-22
Steals	N/A		
Minutes	29	vs. Kentucky	2-24-22
Most Recent*			

POSTSEASON HIGHS

Points	28	vs. Ga. Southern (SBC)	3-1-23
FG Made	7	vs. Ga. Southern (SBC)	3-1-23
FG Att.	17	vs. Ga. Southern (SBC)	3-1-23
3FG Made	3	vs. Ga. Southern (SBC)	3-1-23
3FG Att.	7	vs. Ga. Southern (SBC)	3-1-23
FT Made	11	vs. Ga. Southern (SBC)	3-1-23
FT Att.	11	vs. Ga. Southern (SBC)	3-1-23
Off. Reb.	1	vs. Southern Miss (SBC)	3-3-23*
Def. Reb.	5	vs. ULM (SBC)	2-28-23
Rebounds	6	vs. ULM (SBC)	2-28-23
Assists	4	vs. ULM (SBC)	2-28-23
Blocks	N/A		
Steals	N/A		
Minutes	38	vs. Ga. Southern (SBC)	3-1-23
Most Recent*			

CAREER STATS

				Field Goals		3-Point		F-Throws		Rebounds								Scoring	
SEASON	TEAM	GP-GS	MIN/AVG	FG-FGA	FG%	3FG-3FGA	3FG%	FT-FTA	FT%	OFF	DEF	TOT	AVG	PF-FO	A	TO	BLK	STL	PTS	AVG
2021-22	MIZ	27-0	492/18.2	56-146	.384	21-57	.368	29-31	.935	17	17	34	1.3	32-0	32	26	1	11	162	6.0
2022-23	ASU	29-25	897/30.9	163-418	.390	37-125	.296	102-112	.911	25	64	89	3.1	47-1	98	66	2	53	465	16.0
2023-24	ASU	26-25	968/37.2	183-396	.462	36-98	.367	175-192	.911	22	83	105	4.0	39-0	95	55	4	35	577	22.2
TOTAL FOR ASU		**55-50**	**1865/33.9**	**346-814**	**.425**	**73-223**	**.327**	**277-304**	**.911**	**47**	**147**	**194**	**3.5**	**86-1**	**193**	**121**	**6**	**88**	**1042**	**18.9**
TOTAL		**82-50**	**2358/28.8**	**402-960**	**.419**	**94-280**	**.336**	**306-335**	**.913**	**64**	**164**	**228**	**2.8**	**118-1**	**225**	**147**	**7**	**99**	**1204**	**14.7**

22 VERA OJENUWA

SO. | F | TR | 6-4
LAGOS, NIGERIA | ORHUWHORUN/BARTON CC

6-4 HOG EMOJI

- Great player in JUCO and will bring much needed size
- Unlike bigs Nabes has really had in the past // she really stays inside the paint

HIGH SCHOOL
All-Kansas Jayhawk Community College Conference First Team selection, being one of two freshmen on the 10-member first team ... For Barton CC, started in 27 of 30 game appearances, averaging 13.6 points and 10.4 rebounds per game (both paced the team) with a 47.8 field goal percentage ... Her 10.4 rebounds per game average was the sixth best single season average in program history and her 311 total rebounds marked the eighth most in program history ... Tied for third in rebounds per game and fourth in field goal percentage in the conference ... Logged four 20-point games, including a career-high 28 points and 23 rebounds (fifth most boards in school history) for a double-double vs. Pratt ... Registered 19 games with 10+ rebounds and was a walking double-double with 16 throughout the season ... Tabbed Region VI Women's Basketball All-Tournament Team ... Named KJCCC Player of the Week and National Player of the Week after shooting 57 percent from the field, averaging 25.5 points and 20.5 rebounds per game in a pair of Barton victories ... Helped team set program record, allowing just 54.0 points per game and logged the fourth best defensive rebounding average (30.7) in school history, as Ojenuwa had 7.3 defensive boards per game.

FUN FACTS
• TBD
NEEDS TO FILL OUT FORM

16 PINJA PAANANEN

FR. | F | FR | 6-2
FINLAND | JYVÄSKYLÄ BASKETBALL ACADEMY

@pinjapaananen

FINNISH FLAVOR

- I don't know anything about her other than she is on the Finnish National Team (doesn't really play) and is a forward
- A part of the trend of going more internationally

HIGH SCHOOL
Plays for the Finnish National Team ... Represented her national team in 19 games, playing in the Finnish WU16, WU18 and WU20 national teams ... Earned Nordic Championship gold medals from 2021 and 2023 ... Represented her country at the FIBA U20 Women's European Championship, playing in five games ... A regular starter for Forssan Alku, a Finland- Korisliiga team during the 2023-24 season. The Naisten Korisliiga is the highest women's league in Finland ... Coming off having averaged 5.6 points, 3.1 rebounds and 1.2 assists per game with a 41.1 percentage from the field and a 76.5 percent clip from the free throw line with Forssan Alku ... Logged a season-high 15 points off a 4-for-5 performance from beyond the arc with five rebounds in the win over Kouvot

FUN FACTS
• TBD
NEEDS TO FILL OUT FORM

2 KIKI SMITH

SO. | G | TR | 5-7
TOPEKA, KAN. | HUTCHINSON CC/TOPEKA HS

@kikiiismith
@kikismith.3

A SHOT MAKER

- I would mention something about how Coach Nabes talked about in the offseason of needing to find shot makers and not just shooters and how Kiki will provide just what they need // she knows how to score
- National JUCO POY // can win and went 37-0 with Hutch

AT HUTCHINSON CC

Named the 2024 NJCAA DI Women's Basketball Player of the Year and First Team All-American ... Tabbed a NJCAA First Team selection, the Kansas Jayhawk Community College Conference Player of the Year and KJCCC Freshman of the Year ... Started in all 37 games, logging 17.6 points per game on 55.9 percent from the field (237-for-424), 44.4 percent from beyond the arc (82-for-103) and 79.6 percent from the free throw line (82-for-103) with 3.2 rebounds, 2.2 assists and 2.7 steals per game ... Her 652 points led the team and set the Hutchinson CC freshman scoring record ... She was also fifth in the country in scoring and second in single-season points scored in school history ... Her 82 3-pointers set a school record ... Added 20 blocked shots and averaged 30.5 minutes per game ... Earned MVP honors at the JUCO National Tournament, in which she led the Blue Dragons to an unblemished 37-0 record and the national championship ... During the national championship run, she tallied 68 points, 14 rebounds and nine steals in the national tournament ... In the national title game, Smith logged 23 points and four steals against Northwest Florida State ... Logged a career-high 33 points off 12-17 shooting from the field, 6-of-11 from beyond the arc, against Pratt CC

HIGH SCHOOL

Played at Topeka High School and Missouri Phenom EYBL ... Named a 6A All-State recipient all four years at Topeka High School and a three-time First Team honoree ... Averaged more than 20 points per game during her junior and senior seasons in high school ... Also added nearly three assists and three steals per game ... Led the Topeka-area is scoring as a season with over 21.2 points per game with a 52 percentage from the field, which was seventh in the area ... Ranked second in assists (4.1) and sixth in steals per game (2.9) in the area.

FUN FACTS

NEEDS TO FILL OUT FORM

Mike Neighbors

Mike Neighbors has led his teams to winning seasons and postseason berths each of the last six seasons, which ties his mentor Gary Blair with most consecutive postseason appearances in school history.

IN THIS SECTION

Mike Neighbors 43-46
Todd Schaefer 47
Nick Bradford 48
Lacey Goldwire 49
Amber Shirey / Evan Johnston 50
Jayci Stone 51
Support Staff / Managers 52

MIKE NEIGHBORS

Eighth Season; Arkansas, 1993
Career Record: 236-133 (11)
Arkansas Record: 138-92 (7)

586 overall wins. 504 NCAA Division I wins. 218 wins as an NCAA Head Coach. In his 25th season as a collegiate basketball coach, Mike Neighbors has made, and continues to make, a positive impact on the game, while winning a lot of games in the process. Thanks to Neighbors' leadership, Arkansas women's basketball has been transformed into a nationally recognized program in just six short years. During his time back home at his alma mater, Neighbors has guided his Hogs to the best six-year period of sustained success in program history with 120 wins and five postseason qualifications. The proof of his success, and the success of his system, lies in the numbers, as his accumulated 218 wins during his 10 seasons as a head coach, the most of any Power 5 head coaches in 10 or fewer seasons, as well as one of only two NCAA Division I Head Coaches.

Entering his seventh season on the bench for Arkansas, the program is coming off its fifth consecutive winning season, four straight postseason appearance (would be five had the 2020 NCAA Tournament not been cancelled due to the COVID-19 pandemic) and third 20+ win season in the Neighbors' era.

In 2022-23, the Hogs started out the season 13-0, which was tied for the second-best start in program history. Going into Mid-December, the Hogs were ranked as high at No. 17 in the AP Poll. The Hogs won another SEC Tournament game in comeback fashion versus Missouri to make it to the quarterfinals and hold the best winning percentage in the SEC Tournament among all coaches in Arkansas history with an 8-6 record. Continuing into postseason, Arkansas became the automatic bid out of the SEC to the Postseason WNIT, making it to the Great 8, while being able to host three of its four games at Bud Walton Arena. Neighbors led the Hogs to two All-SEC selections, including Second Team choice Erynn Barnum, who was also on the Midseason Top 10 List for the Katrina McClain Award, as well as All-Freshman selection Saylor Poffenbarger, who broke a school record for five SEC Freshman of the Week accolades. The Hogs finished the season with 24 wins, which tied for the most in the Neighbors' era and matched the fourth most in a single season in program history. Four Hogs averaged double digits in scoring, the most in the Southeastern Conference, led by Barnum (15.0), Samara Spencer (14.4), Makayla Daniels (13.2) and Chrissy Carr (11.8).

The Hogs' NCAA Tournament appearance in 2022 marked the first time since 2003 the program had played in back-to-back NCAA Tournaments (2002 and 2003). Arkansas finished yet another season with one of the most prolific offenses in the SEC, leading the league in 3-pointers per game (8.1) and 3-point attempts (810), while finishing second in scoring offense (73.6 PPG). Neighbors' 2021-22 team was efficient at taking care of the basketball, leading the league in assist/turnover ratio (1.12) and fewest turnovers per game (11.1), which was fourth in the country. The Hogs were just one of six teams in the nation to commit two turnovers in a game (vs. Missouri on Jan. 9, 2022), which led the country. Under Neighbors' leadership, Spencer became the first Hog to win SEC Freshman of the Year since 2009, while Amber Ramirez was named an All-SEC Second Team choice and Jersey Wolfenbarger was tabbed to the SEC All-Freshman Team with Spencer.

The Hogs have been transformed into a winner in the SEC thanks to Neighbors' watchful eye. His 2020-21 team helped cement that, as the Razorbacks finished 9-6 in the league, the first time in program history with back-to-back winning seasons in the league since joining the SEC in 1991. Neighbors' 2020-21 squad was also at its best when the competition was at its most fierce - becoming the first Razorback squad to beat two top-five teams in the same season, as Arkansas defeated both No. 4 Baylor and No. 3 UConn. Their win against Baylor was the first top-five win for the program since 2003, and its first win against a defending national champion since 1996. Neighbors' Hogs accomplished all this in the midst of the COVID-19 pandemic, and during the regular season, played in 26 games, the most in the NCAA. That was not by accident - Neighbors and his staff went the extra mile in how they traveled, practiced and managed their team on gameday. The season culminated with the program's first trip to the NCAA Tournament since 2015, and if not for the COVID-19 pandemic, it would have been the first back-to-back appearances for the program since the 2002 and 2003 NCAA Tournaments.

Neighbors' functionally fast offensive system continued to hum along during the 2020-21 campaign, as Arkansas finished fourth in the NCAA in scoring offense, pouring in 82.3 points per game. The Razorback attack was powered by its three main principles - getting to the free throw line, hitting 3-pointers and not turning the ball over. The Hogs

COACHING RECORDS

University of Washington

Year	Overall	Pac-12	Finish
2013–14	20–14 (.588)	10–8 (.556)	6
2014–15	23–10 (.697)	11–7 (.611)	5
2015–16	26–11 (.703)	11–7 (.611)	5
2016–17	29–6 (.829)	15–3 (.833)	T2
UW	98–41 (.705)	47–25 (.663)	4 yrs

University of Arkansas

Year	Overall	SEC	Finish
2017–18	13–18 (.419)	3–13 (.188)	T11
2018–19	22–15 (.611)	6–10 (.375)	10
2019–20	24–8 (.750)	10–6 (.625)	T3
2020–21	19–9 (.679)	9–6 (.600)	T5
2021–22	18–14 (.563)	7–9 (.438)	T8
2022–23	24–13 (.649)	7–9 (.438)	8
2023–24	18–15 (.545)	6–10 (.375)	10
Ark	138–92 (.600)	48–63 (.432)	7 yrs
Totals	236–133 (.640)	96–88 (.522)	11 yrs

TIMELINE

→ Bentonville HS Head Coach	1994–98
→ Cabot HS Head Coach	1998–99
→ Arkansas Director of Ops	1999–01
→ Tulsa Univ. Assistant Coach	2001–05
→ Univ. of Colorado Assistant Coach	2005–06
→ Univ. of Arkansas Assistant Coach	2006–07
→ Xavier Assistant Coach	2007–11
→ Univ. of Washington Assistant Coach	2011–13
→ Univ. of Washington Head Coach	2013–17
→ Univ. of Arkansas Head Coach	2017–present

were elite in all three areas, as Neighbors' 2020-21 squad was second in the nation in free throws made (468) and seventh in 3-pointers made (267), while finishing third in fewest turnovers per game (10.8). There was perhaps no better example of the knockout power of an offense designed to give Arkansas a puncher's chance than the Hogs' 90-87 upset over UConn. Arkansas' 90-point outburst was the most points surrendered by a UConn team since 2001, while the Hogs' 52 percent mark from the field in the game was the best by a team who played the Huskies since 2011.

The Hog offense was piloted by a three-headed monster at the guard position, as Neighbors got the most out of Chelsea Dungee, Ramirez and grad transfer Destiny Slocum. For Dungee, the 2020-21 season is among the greatest ever put to hardwood by a Razorback women's basketball player. She flourished as the "Dragon" in Neighbors' system, averaging 22.3 points per game, the second best single-season mark in program history, while also finishing her career with 2,147 points, the highest collegiate total by any Arkansas women's basketball player ever (includes her points from her freshman year at Oklahoma). Dungee was showered with accolades following the season, including a spot on the WBCA's 10-person All-America Team and both the AP All-American Team (Third Team) and the U.S. Basketball Writers Association All-American Team (Third Team). She also earned a spot on the All-SEC First Team. Ramirez, meanwhile, continued her rise during her second season on the Hill, leading the squad in both 3-pointers made (77) and 3-point percentage (43.5). The sharpshooter averaged 13.5 points per game during her second season on the Hill. As for Slocum, she fit right in during her lone season at Arkansas, playing both lead guard and off the ball. She finished 14th in the SEC in scoring (15.0) while also leading the Hogs in assists (106). Slocum, despite playing in a completely new system, was named a WBCA All-American Honorable Mention and Second Team All-SEC.

Neighbors is no stranger to elite talent, though, and has developed a reputation as a coach that prepares players for the next level as a head coach. The Head Hog had three players he coached drafted in the 2021 WNBA Draft – Dungee, who went fifth to the Dallas Wings, matching the highest Razorback selection in program history; Slocum, who went 14th to the Las Vegas Aces; and Arizona guard and NCAA Tournament star Aari McDonald – a player Neighbors recruited and coached at the University of Washington – who was drafted third overall to the Atlanta Dream. He also had three of his players at Washington drafted into the WNBA over a four-year period, highlighted by Kelsey Plum, who was the No. 1 Overall Pick in the 2017 WNBA Draft. Plum's college resume is one of the greatest in the history of the sport, as she became the NCAA's all-time leading scorer and swept all 10 of College Basketball's National Player of the Year awards in 2017. Former Hog assistant coach Chantel Osahor (21st overall in 2017) and Talia Walton (29th overall in 2016) were also drafted into the league following their collegiate playing days under Neighbors. Coach Neighbors' six players drafted in his 10 years as a head coach is the most by any NCAA Division I head coach that has headed a program for 10 or fewer years.

Amber Harris and Ta'Shia Phillips, who Neighbors helped coach during his time at Xavier, were both also drafted into the WNBA. Harris was selected fourth overall by the Minnesota Lynx back in 2011, while Phillips was picked eighth in that same draft. Six of those eight players were WBCA All-Americans: Phillips in 2009, 2010 and 2011, Harris in 2010 and 2011, Plum in 2016 and 2017, Osahor in 2017, McDonald in 2019 and 2020 and Dungee in 2020.

During his third season as the head coach at Arkansas, Neighbors put together the best year for the Hogs ever in the SEC, as his 2019-20 Hogs became the only squad to ever win 12 games in the SEC between the regular season and the conference tournament. The 2019-20 team was also one of just two teams to ever win 10 games in the league, while also becoming one of just four Razorback teams in the SEC era to finish above .500 in conference play. With their 10-6 record in 2020, the Hogs finished tied for third place in the conference, the best-ever conference finish for the program. If not for the shortened season, Neighbors would have guided his Hogs back to the NCAA Tournament. The Hogs would instead finish their season at the SEC Tournament, where they would once again make history. In their first game, the Hogs matched their own program record, and broke the SEC Tournament record, for 3-pointers in a game, hitting 17 of them against Auburn. They would then stun No. 15 Texas A&M for the second year in a row, storming back from 17 down to beat the Aggies, 67-66. That year, the squad was led by All-SEC First Team and WBCA All-American Honorable Mention choice, All-SEC Second Team selection Dungee (16.9 PPG), as well as Ramirez (14.7 PPG).

Neighbors' second season at the helm was one of the most dynamic seasons in program history, as his 2018-19 Hogs became one of just four Razorback squads at the time since the turn of the century to win at least 22 games. The group capped off the season with an unprecedented run through the SEC Tournament, advancing to the Championship Game after reeling off wins against Georgia, No. 12 South Carolina and No. 15 Texas A&M. Their win against A&M was one of the most shocking in the history of the women's basketball program, as the Hogs went on a 17-0 over the

NABES VS. ARKANSAS HISTORY

Category	Neighbors (6 seasons)	All Others in Program History (26 seasons in SEC)
Winning Record In SEC Play	2 seasons	2 seasons
SEC Tourney Finals	1	0
Top 5 Wins	2	2
Weeks Ranked in AP Top 25	39	63
Top 15 WBNA Draft Picks	2	1
McDonald's AAs Signed	8	1
WBCA AAs	1	1

HEAD COACH MIKE NEIGHBORS

final 6:30 of the game to complete the 16-point comeback. Although the 2018-19 team would narrowly miss the NCAA Tournament following the program's first-ever appearance in the SEC Title Game, Neighbors' team earned a bid in the 2019 WNIT, where they would beat Houston and UAB before falling to TCU in round three.

Prior to his homecoming, Neighbors guided Washington to four seasons of unprecedented success, highlighted by the 2016 NCAA Final Four and two NCAA Sweet 16 appearances. Named the program's head coach after two years as an assistant, Neighbors led the Huskies to a 98-41 record that was fueled by three consecutive 23-plus win seasons and included four postseason tournament appearances (3 NCAA and 1 WNIT). His stellar work with the Huskies didn't go unnoticed, as Neighbors was a Werner Ladder Naismith National Coach of the Year Semifinalist in 2017.

Before his time in Seattle, Neighbors was hired by then head coach Kevin McGuff at Xavier in time for the 2007-08 season, using his time with the Musketeers to learn from McGuff about being the head coach. During his tenure at Xavier, Neighbors was a part of a staff that compiled a 108-22 record, captured three A-10 Tournament Championships, earned three A-10 Regular Season Championships and competed in four straight NCAA Tournaments. For his efforts, Neighbors was selected as one of the best assistant coaches in the country, becoming one of five recipients for the BasketballScoop.com and ONS Performance Rising Star award in 2009. In what was the pair's best season together in 2009, Neighbors' and McGuff's Musketeers posted a 30-4 record, including a flawless 14-0 season in A-10 Conference play before advancing to the Elite Eight and narrowly falling to national runner-up Stanford. Xavier ended that season ranked No. 5 in the polls, the best final ranking in program history and the best finish by a mid-major team in the polls that century.

A big part of the reason for Xavier's success was due to the program's ability to recruit – an effort that was greatly aided by Neighbors' presence. While in Cincinnati, Neighbors landed four McDonald's All-Americans – Harris, Phillips, Amber Gray and Dee Dee Jernigan.

Following his graduation from the University of Arkansas, Neighbors went on to coach in the high school ranks as he coached at both Cabot and Bentonville High School. His Bentonville team completed a historic turnaround under his watchful eye: his first team finished 1-24, but by year three, the team reached the state finals.

Following his run as a high school coach, Neighbors became the director of basketball operations for the Razorbacks, serving under legendary coach Gary Blair, who won the NCAA Championship in 2011 with Texas A&M. Neighbors also spent time as an assistant coach on Kathy McConnell-Miller's staff at Tulsa and Colorado, before returning to Arkansas as an assistant under Susie Gardner.

A native of Greenwood, Arkansas, Neighbors received his associate degree at the University of Arkansas - Fort Smith and his bachelor's degree from the UofA in 1993.

Neighbors is married to Jayci Stone. He has four children, a daughter, Abby and three sons, Alec, Bowen and Barrett, as well as a grandaughter Emzey.

COACHING DEVELOPMENT

Coach	w/Nabes	Now
Fred Castro	2013–16	AHC Mississippi State
Adia Barnes	2014–15	HC Arizona
Adam Call	2013–14	AC George Washington
Morgan Valley	2015–17	AC UConn
Chelsea Dungee	2017–21 (player)	AC Troy
Jalen Powell	2017–19	AC Ohio State
Todd Schaefer	2016–Pres.	AHC Arkansas
Evan Johnston	2018–22, 23–Pres.	Spec. Ast. to HC Arkansas

PLAYER DEVELOPMENT

YEAR	UNIVERSITY	PLAYER	ROUND	OVERALL	TEAM NOTE
2021	Arkansas	Chelsea Dungee	1	5	Dallas Wings ! @
2021	Arkansas	Destiny Slocum	2	14	Las Vegas Aces ! @
2021	Arizona	Aari McDonald	1	3	Atlanta Dream @
2017	Washington	Kelsey Plum	1	1	San Antonio Stars ! @ Las Vegas Aces
	Washington	Chantel Osahor	2	21	Chicago Sky ! @
2016	Washington	Talia Walton	3	29	Los Angeles Sparks ! @
2011	Xavier	Amber Harris	1	4	Minnesota Lynx !#
	Xavier	Ta'Shia Phillips	1	8	Atlanta Dream !#
	TAMU/UAFS	Tanisha Smith	2	22	Seattle Storm #
	Colorado	Brittany Spears	2	19	Phoenix Mercury *
2009	Arkansas	Shameka Christon	1	5	New York Liberty $
2008	Arkansas	Lauren Ervin	3	37	Connecticut Sun !#
2006	Tulsa	Megan Moody	–	–	Houston Comets Free Agent #
2003	Tulsa	Allison Curtin	1	12	Houston Comets ! # Traded to Detroit Shock
	Arkansas	Dana Cherry	2	23	Charlotte Sting $

*– Signed but did not coach
!– At the school when player was drafted
@– Worked with player as a head coach
#– Worked with player as an assistant coach
$– Worked with player as other (GA, etc)

NEIGHBORS VERSUS ...

Abilene Christian	2	0
Alabama	6	3
Arizona State	2	6
Arizona	6	0
Arkansas State	3	0
Auburn	8	2
Baylor	1	0
Belmont	2	0
Boise State	1	0
BYU	1	0
California	5	4
Central Arkansas	4	0
Central Florida	0	1
Charlotte	1	0
Clemson	1	0
Colorado State	1	0
Colorado	9	0
Connecticut	1	1
Creighton	1	1
CSUN	1	0
DePaul	0	1
Eastern Washington	1	0
Florida State	2	0
Florida	4	4
FGCU	1	0
Fordham	1	0
Fresno State	2	0
Furman	1	0
Georgia	2	7
Grambling State	2	0
Grand Canyon	1	0
Hartford	1	0
Hawai'i	1	0
Houston	2	0
Idaho	1	0
Illinois	1	0
Incarnate Word	1	0
Iowa State	0	1
Jackson State	2	0
Kansas	0	2
Kansas State	2	0
Kent State	1	0
Kentucky	4	6
Lamar	1	0
Little Rock	5	0
Louisiana–Monroe	3	0
Louisiana Tech	2	0
LSU	3	5
Marquette	0	1
McNeese State	1	0
Maryland	1	1
Miami	0	1
Mississippi State	3	7
Missouri	13	4
Montana State	2	0
Murray State	1	0
Nebraska	1	1
New Mexico State	1	0
New Orleans	1	0
Northern Arizona	1	0
Northwestern State	2	0
Notre Dame	0	1
Oklahoma	1	2
Ole Miss	5	4
Oral Roberts	5	0
Oregon State	1	6
Oregon	5	4
Pennsylvania	1	0
Pittsburgh	1	1
Portland	3	1
Prairie View A&M	1	0
Saint Mary's	0	1
Sam Houston	2	0
Samford	2	0
San Diego State	2	0
San Diego	1	0
Santa Clara	1	0
Savannah State	1	0
Seattle	4	0
SFA	1	0
SMU	2	0
South Carolina	1	11
South Dakota	2	0
Stanford	3	5
Stony Brook	1	0
Syracuse	0	2
Tarleton State	1	0
TCU	0	1
Tennessee	2	6
Tennessee Martin	1	0
Tennessee State	1	0
Tenessee Tech	1	0
Texas A&M	4	9
Texas Tech	2	0
Troy	1	0
Tulsa	4	1
UAB	1	0
UAPB	3	1
UC Irvine	1	0
UC Riverside	2	0
UCLA	4	3
UIC	1	0
USC	6	0
USF	0	1
Utah	7	4
UT–Arlington	2	0
UTEP	0	2
Vanderbilt	4	4
Wake Forest	1	0
Washington State	5	3
Weber State	1	0
Wisconsin	4	0
Wright State	0	1
Yale	1	0
TOTALS	**236**	**133**

TODD SCHAEFER

Associate Head Coach

Eighth Season; Thomas More College, 1995

Todd Schaefer, and all he brings to the table for the Razorbacks, continues to lead to team success as he approaches his seventh year on staff in 2023-24. His impact on the Arkansas women's basketball program has been felt from the moment he was hired and was rewarded with his promotion to associate head coach on July 30, 2019.

"None of our success would have been possible without Todd Schaefer being with us," head coach Mike Neighbors said. "Coach Todd has helped shape our identity on the court and has reinforced our culture off of it. He has had a major impact on every aspect of our program. The title associate head coach implies various things from program to program, but in ours, it displays the highest level of trust and talent. It is evidence that he has earned the confidence of coaches and players alike. The title here has been earned and is well deserved. He has been, and will continue to be, a highly sought-after head coach. We are thankful he, Lisa, Landon, Will and Jake have made Northwest Arkansas their home to help us build pride around our women's basketball program. Todd and I have successfully busted the myth that you can't hire friends in this profession. After being friends for 19 years before working together, we continue to challenge each other daily to make sure we are getting it right, rather than focusing on who is right."

The promotion of Schaefer came after two seasons at Arkansas and three seasons serving as Neighbors' right hand. Since his promotion, Schaefer has helped Neighbors guide the Hogs to unprecedented heights. Arkansas is coming off its fifth straight postseason qualification with the team's trip to the Postseason WNIT Great 8, which was also a season that ended in 24 wins to tie for the most in the Neighbors' era and fourth most in school history. Before that, the 2021-22 and 2020-21 squads earned back-to-back NCAA Tournament appearances for the first time since the 2002 and 2003 teams (would be three consecutive if it weren't for the COVID-19 pandemic in 2020). Additionally, the 2019-20 and 2020-21 teams became the first Arkansas squads to produce back-to-back winning seasons in the best women's basketball conference in the country, the Southeastern Conference.

"I strongly believe in what we are doing here," Schaefer said. "I believe in our on-court philosophy. But more than that, I believe in the culture of trust between coaches and players we have built here at Arkansas. It's really unique in this day and age, and it's something I embrace. I love working in this office and for this program."

Schaefer has become the go-to guy on Neighbors' staff, helping with any and all aspects of the program, including scouting, recruiting, scheduling and administration. However, Schaefer is most well-known for his ability to develop talent, and the ways he uses player feedback and creative workouts to get the most out of those he coaches. Schaefer, who grew up playing football, had to learn to play the game of basketball at a different level than more natural athletes in order to compete with them on the hardwood. That ability to learn in his playing days, along with his longevity in the sport, has translated into an unparalleled ability to teach the game that he loves.

"Todd is unbelievable at developing talent," assistant coach Pauline Love said. "He knows every mechanical detail, every drill, by heart. He is a genius in this game. He is smart to the point where he seems to have an answer for everything. And, if he doesn't, you know he will do whatever it takes to figure it out."

Schaefer combines his intellect and the trust players have in him into results. All you have to do to see those results is look at some of the players he has helped mold during his time at Arkansas, Washington and Ole Miss. During his tenure at Arkansas, the player development guru helped unlock Chelsea Dungee's game – the high-scoring guard became a legend during her three years on campus, culminating with a spot on the AP's All-American Team, the WBCA All-American Team and her selection by the Dallas Wings at fifth overall in the 2021 WNBA Draft, matching the highest Razorback draft pick in program history. Schaefer was also key in the development of Alexis Tolefree, who came as a JUCO project and left Arkansas as an All-SEC First Team player. While at Washington, Schaefer helped shape Kelsey Plum, who would go on to become the NCAA's all-time leading scorer during Schaefer's one-year tenure with the school. Before that, the Cincinnati, Ohio, native helped build up Ole Miss guard Shandricka Sessom, improving her scoring output from 5.3 points per game as a freshman to 15.6 points per game the following year.

Other coaching stops for Schaefer during his illustrious career include Arkansas State, Cincinnati, Arkansas Tech, Christian Brothers University, Allen County Community College, Western Illinois and Greenbrier High School.

A native of Cincinnati, Schaefer earned his Bachelor of Arts degree in English at Thomas More College in 1995 while working as a student assistant basketball coach and playing on the football team. He and his wife, Lisa, have three sons, Landon, Will and Jake.

THE SCHAEFER FILE

PERSONAL

Hometown: Cincinnati, Ohio
Alma Mater: Thomas More College, 1995
Wife: Lisa Schaefer
Children: Landon, Will and Jake

COACHING EXPERIENCE

1995-97: Western Illinois, Assistant Coach
1997-99: Allen County Community College, Head Coach
1999-04: Christian Brothers, Head Coach
2004-05: Arkansas Tech, Assistant Coach
2005-07: Arkansas Tech, Head Coach
2007-09: Cincinnati, Associate Head Coach
2009-11: Greenbrier HS (Ark.), Head Coach
2011-13: Arkansas State, Assistant Coach
2013-16: Ole Miss, Assistant Coach
2016-17: Washington, Assistant Coach
2017-19: Arkansas, Assistant Coach
2019-pres.: Arkansas, Associate Head Coach

LACEY GOLDWIRE

Assistant Coach

Fifth Season; Oklahoma State, 2010

Head coach Mike Neighbors filled Arkansas' assistant coach vacancy with a familiar face in 2021, as Lacey Goldwire was named to the position on Monday, May 17. This marks Goldwire's second stint on the Hill, as she also served on Neighbors' staff for the first two seasons of his tenure as the head coach at Arkansas (2017-19). The 2023-24 season is Goldwire's fifth year on staff.

"Lacey Goldwire's fingerprints are all over everything successful we've done with this program," Neighbors said. "She impacted our roster, our locker room and our community for two years, and it started from day one. Having her back reunites our original crew that put our blueprint into action. She will seamlessly return and help us knock down the next domino that's in front of us. Lacey will assist me on the defensive side and in opponent scouting. She will team with recruiting coordinator Pauline Love to make sure our story is shared with future prospects. Lacey has touched virtually every aspect inside an SEC program and will be huge in helping us remain relevant among the game's elite."

For Goldwire, the 2022-23 campaign marked her 11th season full-time and her 15th year overall in the coaching profession. Aside from Arkansas, she has also had stops at Oklahoma State, Morehead State, Iowa and Tennessee. She has been part of programs that have earned postseason berths in 12 of those 15 seasons, and would have a 13th if the 2020 NCAA Tournament hadn't been canceled due to the coronavirus (COVID-19) pandemic.

With Arkansas, Goldwire has helped lead the Hogs to three postseason tournament berths and two 20+-win seasons, including in 2022-23, in which Arkansas posted a 24-13 record and made it to the Postseason WNIT Great 8.

During Goldwire's two seasons on Rocky Top, UT forged a combined 38-18 overall mark and 19-10 record in SEC play, notching a pair of third-place league finishes and advancing to the SEC Tournament semifinals in 2021 for the first time since 2016. UT defeated four ranked opponents in 2020-21, including No. 2/3 South Carolina, and earned a No. 3 seed in the NCAA Tournament. The Lady Vols finished 17-8 overall and 9-4 in SEC games, ending the year ranked No. 14 in the AP Poll and 16th in the USA TODAY Coaches Poll.

As previously mentioned, Goldwire came to Knoxville via Fayetteville after two seasons of coaching the Hogs. She played an important role in the Razorback rebuild, as the Hogs went from 13-18 in Neighbors' first season in 2017-18 to 22-15 in 2018-19, including a trip to the SEC Tournament championship game and the WNIT's third round.

Prior to joining Neighbors in Fayetteville, Goldwire contributed to four postseason appearances in as many years at the University of Iowa. She worked with the wing players, helping set the table for a run to the 2019 NCAA Elite Eight.

Her initial season in Iowa City was the team's first back-to-back trips to the NCAA Tournament. A 27-win season included a second-round appearance in the Big Dance in 2013-14. Iowa returned to the NCAA Tournament in 2014-15 and defeated 14th-seeded American (75-67) in the first round and 11th-seeded Miami (88-70) in the second round. The victory secured a Sweet Sixteen berth at home on Mediacom Court in Carver-Hawkeye Arena.

Goldwire spent the 2012-13 season as an assistant coach at Morehead State. Prior to joining the Eagles' staff, Goldwire served on the Oklahoma State staff for four seasons – two as a student assistant (2008-10) and two as a graduate assistant (2010-12).

Following Oklahoma State's tragic loss of its head and assistant coach during a plane crash in November of 2011, Goldwire was elevated to interim assistant coach, where she took on added recruiting duties. During her time with the program, the Cowgirls won 80 games and advanced to the postseason all four years, winning the 2012 WNIT championship.

A native of Oklahoma City, Goldwire played collegiately at East Central (Okla.) University, where she ranks fifth in career scoring with 1,340 points. She averaged 21.1 points and 5.9 rebounds as a senior and was tabbed Lone Star Conference North Co-Player of the Year and Second-Team All-South Central Region. She also earned ECU's Athlete of the Year honor in 2007-08. She was named honorable mention All-LSC following her sophomore and junior campaigns.

Goldwire, an all-state and all-city player at Del City (Okla.) High School, graduated from Oklahoma State with a bachelor of science in education and a master's degree in teaching, learning and leadership in 2010.

THE GOLDWIRE FILE

PERSONAL

Hometown: Oklahoma City, Oklahoma
Alma Mater: Oklahoma State, 2010

COACHING EXPERIENCE

2008-10: Oklahoma State, Student Assistant
2010-12: Oklahoma State, Graduate Assistant
2012-13: Morehead State, Assistant Coach
2013-17: Iowa, Assistant Coach
2017-19: Arkansas, Assistant Coach
2019-21: Tennessee, Assistant Coach
2021-pres.: Arkansas, Assistant Coach

PLAYING EXPERIENCE

2004-08: East Central
Ranks fifth in career scoring with 1,340 points

NICK BRADFORD

Assistant Coach

First Season; Kansas, 2002

Arkansas women's basketball head coach Mike Neighbors announced the hiring of assistant coach Nick Bradford to the coaching staff ahead of the 2024-25 season.

"Building a staff and managing a roster has always been important, but in 2024, it's become vital," said Neighbors. "With the addition of Nick Bradford, we've added a Fayetteville native that has built his coaching reputation to help grow women's basketball in the area and region. His grassroots experience led to his stint with Wichita State women's basketball as he has built relationships every step of the way. It's rare for great basketball players to be great teachers. Overcoming the 'curse of knowledge' takes a special person with a special perspective. We welcome that person to our team!"

"I'm truly honored to be a part of Coach Neighbors' staff and work learn from a coach who has been to a Final Four," said Bradford. "I look forward to helping these young ladies grow on and off the court. Being from Fayetteville, I definitely have a sense of pride to do my best for the women's basketball program at Arkansas and continue building Coach Neighbors' program! I appreciate him and this opportunity!"

Bradford is making his return home to Fayetteville and the Natural State after serving as an assistant on head coach Terry Nooner's staff at Wichita State this past season.

Prior to his stint in Wichita, Bradford was the associate head boys coach at his alma mater, Fayetteville High School for four seasons. Since 2015, Bradford doubled as the head coach for Missouri Phenom, which is a Nike EYBL AUU program.

Bradford has also served as an assistant men's basketball coach at Missouri Southern State at the DII level from 2013-15, as well as an assistant men's basketball coach at Labette Community College from 2011-13.

Bradford graduated from Kansas in 2001 with a bachelor's degree in general studies following his decorated four-year letter-winner career for the Jayhawks and head coach Roy Williams. He was the team captain during the 1999-00 season, as well as a three-year Big 12 Champion. When Bradford left KU, he was ranked in the top five in the career charts for games played and steals. He went on to play professionally in the American Basketball Association and in Europe for several years.

Following a decorated career at Fayetteville High School, Bradford was named Gatorade Player of the Year in the state of Arkansas and a Parade All-American.

Bradford is married to Brittani. He has two children, Quenci and Isaiah.

THE BRADFORD FILE

PERSONAL

Hometown: Fayetteville, Ark.
Alma Mater: Kansas, 2001

COACHING EXPERIENCE

FILL OUT
2023-pres.: Arkansas, Assistant Coach

PLAYING EXPERIENCE

FILL OUT

AMBER SHIREY

Director of Operations

37th Season; Arkansas, 1992

Head coaches may come and go but Amber Shirey remains a fixture in Arkansas women's basketball.

Shirey has had many roles, from student assistant, graduate assistant, assistant coach and director of operations over the years. In 2014-15, Shirey returned to the role of director of basketball operations for the Razorbacks and has held that position since. She approaches her 31st year on staff, 36th overall with the program.

In her position as director of operations, Shirey handles a variety of duties including travel, budgets and recruiting.

Shirey began her career at Arkansas as a player for the Razorbacks (1989-92) becoming the first women's student-athlete selected to receive a NCAA Postgraduate Scholarship. She closed her career as one of two players in school history to rank on four career total lists (points, 6th; rebounds, 10th; steals, 2nd; assists, 1st). Twice named All-Southwest Conference, she was the MVP of the 1991 SWC tournament, leading Arkansas to the first non-Texas title.

She also equaled her court performance in the classroom. A kinesiology major, she had over a 3.9 GPA, and twice was voted to the College Sports Information Directors of America's Academic All-America Team. Shirey was a three-time conference academic team member.

Shirey graduated and went on to a student coaching role for one season before being named assistant coach, a position she held for 14 seasons with two different head coaches, including the 1997-98 season when Gary Blair's Hogs danced their way to the NCAA Final Four as a No. 9 seed.

In 2007, Shirey redefined herself in a new role as executive director of operations, a position she held until returning to the sidelines as the Razorback assistant.

The former Amber Nicholas is married to Jason Shirey. The Shireys have three children, a son, Ross, and daughters, Reese and Rheid.



EVAN JOHNSTON

SPECIAL ASSISTANT TO THE HEAD COACH/DIRECTOR OF VIDEO

Second Season; Arkansas, 2022

Evan Johnston returned back to his alma mater in the summer of 2023 as the newly appointed Special Assistant to the Head Coach/Director of Video for the Arkansas women's basketball team. Having recently completed a season as a graduate assistant with the University of Missouri women's basketball team, Johnston's return to Arkansas is a homecoming filled with promise.

Prior to Johnston's stint at Mizzou, he spent four years working closely with Coach Mike Neighbors as a student assistant/manager. Johnston's contributions to the Razorbacks were invaluable, as he managed various aspects of the team's operations. Johnston's hands-on involvement extended to facilitating drills and scout team activities, managing essential equipment and providing analysis of shot quality and play call metrics. He also shares expertise in video editing and film package production.

Johnston was recognized as the AECT Outstanding Freshman Scholar in May 2019 and later, the AECT Outstanding Senior Scholar in May 2022. Hailing from Charleston, Arkansas, Johnston graduated with a Bachelor of Science in Agricultural Education, complemented by double minors in Agricultural Business and Leadership in 2022.

JAYCI STONE

Director of SA Development

Second Season; Kansas State, 2008

A standout collegiate basketball player turned coach Jayci Stone was hired at Arkansas in the fall of 2022 to help enrich the student-athlete experience. Stone joined the Arkansas women's basketball staff as the director of student-athlete development, and following change of NCAA rules to add a fourth assistant coach to the staff, Stone can coach on the floor starting the 2023-24 season.

Mentorship plays an important role in the student-athlete experience, and the player development piece is key in helping Razorback women's basketball players transition into lives after basketball.

After her collegiate basketball career, Stone transitioned into a coaching role. Prior to her time on the Hill, Stone was an assistant coach at her alma matter, Kansas State, for two seasons. She was responsible for player development, recruiting evaluation and game preparation. During her stint, the Wildcats compiled a 39-28 winning record across two seasons with two postseason appearances.

During the 2018-19 season, the Wildcats finished 21-12, while earning a trip to the NCAA Tournament in the Albany region. K-State tied for fourth in the Big 12 and advanced at least one round in the Big 12 Women's Basketball Championships for the 17th time in program history in 2019. Stone also assisted in the development of All-Big 12 First Team selections, Kayla Goth and Peyton Williams.

Prior to the time spent in her home state, Stone was an assistant coach and recruiting coordinator at Stephen F. Austin. In those two seasons, Stone guided the program to a 43-20 record and an appearance in the 2017 WNIT.

Stone spent the 2014-15 season at Southern Utah. As an assistant coach and recruiting coordinator, she played a huge role in organizing the signings of eight players in the 2015 class.

Before her time out west, Stone wore a lot of hats at TCU during her three seasons, serving as the video coordinator, director of operations and interim assistant coach. During her time in Fort Worth, the Horned Frogs also experienced a nine-win turnaround (18-14) in the program's second season as a member of the Big 12.

Stone also gained coaching experience as an assistant coach at Hutchinson Community College (2009-11), Frank Phillips College (2008-09) and Alaska-Anchorage (2007).

As a player, Stone's career included stops at Colby Community College, New Mexico State and Alaska-Anchorage. Stone wrapped up her playing career at UAA with a stellar senior season averaging 11.2 points, 6.1 rebounds and 2.0 assists per game on a 23-6 team. She was named Great Northwest Athletic Conference Newcomer of the Year and was a Second Team All-Conference choice.

Stone is a graduate of Kansas State, class of 2008, after majoring in social sciences with an emphasis in physical education and history. She attained her master's in liberal arts from TCU in 2013.

Married to Mike Neighbors, the two have two sons, Bowen and Barrett.

SUPPORT STAFF AND MANAGERS

SIMONE RUSH

Head Athletic Trainer

Sixth Season; Alabama, 2015

Education:
University of Alabama, 2015 B.S. in Athletic Training
Nicholls State University, 2017 M.Ed in Higher Education Administration

Additional Certifications:
NATABOC Certified Athletic Trainer
Licensed Athletic Trainer- Arkansas
American Heart Association Basic Life Support Certified Cupping
Structure and Function Dry Needling

Previous Positions/Jobs Held (titles and years):
Arkansas State University-Assistant Athletic Trainer, Women's Basketball, Bowling & Tennis (2017-20)
Nicholls State University- Graduate Assistant Athletic Trainer, Women's Basketball & Tennis (2015-17)
Atlanta Dream, Summer Athletic Training Intern, (2014, 2015)

Hometown: Bessemer, Alabama

DANIEL REEVES

ASSISTANT EQUIPMENT MANAGER

Seventh Season; Kentucky, 2005

Education: Kentucky, 2005 - BA in Education - Kinesiology

Top Razorback Moment: Tie - 2012 Cotton Bowl Win over Kansas State, 2013 being on C'mon man for Southern Miss Helmet stuck to Alex Collins Shoulder Pads

Previous Positions/Jobs Held (titles and years):
University of Houston - Asst. AD for Equipment Operations (2014-18)
University of Arkansas - Assistant Equipment Manager Football (2011-13)
University of Arkansas - Assistant Equipment Manager Olympic Sports (2010)
San Diego State University - Assistant Equipment Manager Football, WGF, Softball, Water Polo (2008-09)
San Diego Chargers - Seasonal Assistant Equipment Manager (2006-07)
Cologne Centurions - NFL Europe Equipment Manager (2006-07)
Miami Dolphins - Seasonal Assistant Equipment Manager (2005)
University of Kentucky - Student Equipment Manager (2000-04)

Spouse: Married to former Leslie Young. They have two Great Danes: Bulleit and Basil.

Hometown: Lexington, Ky.

TYLER BECKMAN

Strength & Conditioning Coach

Fifth Season; North Dakota, 2013

Education:
University of North Dakota, 2013 - Bachelors in Exercise Science
North Dakota State University, 2015 - Master's in Leadership in Physical Education & Sport

Previous Positions/Jobs Held (titles and years):
Oral Roberts University- Assistant Director of Sports Performance (WBB, WSOC, Tennis)- 2016-21
North Dakota State University - Graduate Assistant Strength Coach (Softball, Track, Golf) - 2015-16

Hometown: Carrington, N.D.

TAMESHA MUSE

DIRECTOR OF ACADEMICS

Eighth Season; Arkansas Tech, 2004

Education:
Arkansas Tech University, 2004 - BA in Communication
University of Arkansas, 2006 - MEd in Higher Education Leadership

Top Razorback Moment: WBB SEC Tournament Run in 2019

Previous Positions/Jobs Held (titles and years):
University of Arkansas - Director of Academics / Women's Basketball & Volleyball (2018-21)
Potter's House - Academy Assistant Director (2018)
University of Arkansas - Associate Director of Student-Athlete Development - Employer Relations (2016-17)
University of Arkansas - Associate Director of Academics (2015-16)
University of Arkansas - Academic Counselor (2008-15)
University of Arkansas Student Support Services - Student Development Specialist (2006-08)
University of Arkansas - Academic Graduate Assistant (2004-06)

Family: Kedrien Muse/ Peyton and Karson

Hometown: Nashville, Ark.



Charlotte McIntyre

Dietitian

Third Season; Carroll College, 2016

Education:
Carroll College, 2016 - BA Double Major; Health Science & Public Health
Johnson & Wales University (Denver), 2019 - BS, AS Double Major; Culinary Arts, Culinary Nutrition
Bradley Unviersity, 2021 - MS-DI; Nutrition and Wellness

Previous Positions/Jobs Held (titles and years):
University of Wyoming - Director of Sports Nutrition (2022-23)
Auburn University - Sports Nutrition Fellow (2021-22)
Bradley University - Sports Nutrition Fellow (2019-21)
Indiana University - Sports Nutrition Intern (2019)
Chicago Cubs Organization - Sports Nutrition Intern (2019)

Hometown: Buffalo, Wy.

GINA BROWNLEE
Manager • 3rd year
Winnsboro, Texas

CADEN COLEMAN
Manager • 1st year
Fayetteville, Ark.

HUNTER GOAD
Manager • 4th year
Monticello, Ark.

CLAIRE HALBMAIER
Manager • 3rd year
Bentonville, Ark.

LUKE POPPEN
Manager • 2nd year
Lee's Summit, Mo.

LOGAN HULL
Manager • 1st year
Allen, Texas

OVERALL STATISTICS

2023-24 Arkansas Women's Basketball
Combined Team Statistics
All games

as of Mar 22, 2024

Game Records

Record	Overall	Home	Away	Neutral
ALL GAMES	18-15	11-6	4-7	3-2
CONFERENCE	6-10	4-4	2-6	0-0
NON-CONFERENCE	12-5	7-2	2-1	3-2

Score by Periods

Team	1st	2nd	3rd	4th	OT	TOT
Arkansas	514	557	659	562	0	2292
Opponents	547	534	582	608	0	2271

Team Box Score

No.	Player				Total		3-Point		F-Throw		Rebounds											
		GP-GS	MIN	AVG	FG-FGA	FG%	3FG-3FGA	3FG%	FT-FTA	FT%	OFF	DEF	TOT	AVG	PF	DQ	A	TO	BLK	STL	PTS	AVG
0	SCOTT, Taliah	20-19	728:40	36.4	151-371	.407	52-176	.295	88-105	.838	8	57	65	3.3	39	0	29	68	2	12	442	22.1
2	SPENCER, Samara	33-33	1143:26	34.6	145-431	.336	40-154	.260	128-173	.740	21	132	153	4.6	58	2	115	95	7	43	458	13.9
43	DANIELS, Makayla	33-33	1124:32	34.1	129-319	.404	57-164	.348	81-123	.659	40	102	142	4.3	86	0	86	56	8	53	396	12.0
4	POFFENBARGER, Saylor	30-30	947:57	31.6	108-304	.355	54-164	.329	35-52	.673	54	283	337	11.2	63	2	47	54	34	41	305	10.2
30	DAUDA, Maryam	33-33	946:41	28.7	121-266	.455	29-91	.319	62-82	.756	79	130	209	6.3	96	1	41	67	74	24	333	10.1
23	KEATS, Carly	29-10	640:39	22.1	64-203	.315	31-122	.254	18-23	.783	5	33	38	1.3	23	0	18	23	4	9	177	6.1
20	JOHNSON, Karley	19-5	338:54	17.8	19-53	.358	8-29	.276	17-30	.567	13	21	34	1.8	29	0	5	7	1	7	63	3.3
13	GOFORTH, Sasha	7-0	112:36	16.1	7-30	.233	0-10	.000	7-16	.438	8	11	19	2.7	6	0	2	6	13	6	21	3.0
34	LAWRENCE, Jenna	24-2	278:58	11.6	21-53	.396	13-42	.310	5-8	.625	15	46	61	2.5	25	0	5	10	10	7	60	2.5
55	ELLIS, Emrie	24-0	235:12	9.8	9-28	.321	4-13	.308	4-5	.800	10	24	34	1.4	33	0	5	8	16	2	26	1.1
10	SÁNCHEZ CERQUEIRA, Cristina	20-0	90:07	4.5	5-22	.227	0-4	.000	1-2	.500	6	14	20	1.0	15	0	2	6	3	0	11	0.6
21	LINDSEY, Loren	1-0	03:36	3.6	0-0	.000	0-0	.000	0-0	.000	0	0	0	0.0	0	0	1	0	0	0	0	0.0
8	FRANKLIN, Bea	3-0	08:42	2.9	0-1	.000	0-0	.000	0-0	.000	1	0	1	0.3	1	0	0	1	0	0	0	0.0
Team											62	69	131					17				
Total		**33**	**6600**		**779-2081**	**.374**	**288-969**	**.297**	**446-619**	**.721**	**322**	**922**	**1244**	**37.7**	**474**	**5**	**356**	**418**	**172**	**204**	**2292**	**69.5**
Opponents		**33**	**6600**		**858-2146**	**.400**	**211-656**	**.322**	**344-476**	**.723**	**402**	**1037**	**1439**	**43.6**	**597**	**9**	**462**	**485**	**109**	**209**	**2271**	**68.8**

Team Statistics

	ARK	OPP
Scoring	**2292**	**2271**
Points per game	69.5	68.8
Scoring margin	+0.6	-
Field goals-att	**779-2081**	**858-2146**
Field goal pct	.374	.400
3 point fg-att	**288-969**	**211-656**
3-point FG pct	.297	.322
3-pt FG made per game	8.7	6.4
Free throws-att	**446-619**	**344-476**
Free throw pct	.721	.723
F-Throws made per game	13.5	10.4
Rebounds	**1244**	**1439**
Rebounds per game	37.7	43.6
Rebounding margin	-5.9	-
Assists	**356**	**462**
Assists per game	10.8	14.0
Turnovers	**418**	**485**
Turnovers per game	12.7	14.7
Turnover margin	+2.0	-
Assist/turnover ratio	0.9	1.0
Steals	**204**	**209**
Steals per game	6.2	6.3
Blocks	**172**	**109**
Blocks per game	5.2	3.3
Winning streak	**0**	**-**
Home win streak	0	-
Attendance	**67783**	**47194**
Home games-Avg/Game	17-3987	11-4290
Neutral site-Avg/Game	-	5-1767

Team Results

Date	Opponent		Score	Att.
11/07/2023	ULM	W	81-76	2630
11/10/2023	Murray St.	W	82-79	11026
11/14/2023	Little Rock	W	77-36	2608
11/17/2023	at Arkansas St.	W	82-67	3208
11/20/2023	Central Ark.	W	81-67	4194
11/24/2023	vs Wisconsin	W	65-62	654
11/25/2023	vs Marquette	L	58-74	227
11/30/2023	at Florida St.	W	71-58	2216
12/03/2023	UCLA	L	66-81	4261
12/07/2023	Louisiana Tech	W	100-60	2599
12/10/2023	Ark.-Pine Bluff	L	70-74	3330
12/16/2023	Samford	W	68-54	2513
12/20/2023	vs Illinois	W	60-59	313
12/21/2023	vs UIC	W	66-58	452
12/31/2023	UIW	W	67-48	3420
01/04/2024	at Kentucky	L	63-73	2998
01/07/2024	Georgia	W	83-43	3993
01/11/2024	Mississippi St.	L	63-66	2627
01/14/2024	at Alabama	W	77-59	2467
01/21/2024	at LSU	L	68-99	12873
01/25/2024	Kentucky	W	88-61	3719
01/28/2024	at Missouri	W	67-58	4968
02/01/2024	Alabama	L	70-86	2756
02/04/2024	Auburn	W	74-72	4450
02/08/2024	at Florida	L	81-85	1407
02/12/2024	at Tennessee	L	55-81	8161
02/18/2024	Missouri	W	75-68	5927
02/22/2024	at Texas A&M	L	67-73	3712
02/25/2024	Vanderbilt	L	53-62	3839
02/29/2024	South Carolina	L	61-98	3891
03/03/2024	at Ole Miss	L	43-87	3353
03/07/2024	vs Auburn	L	48-67	7187
03/21/2024	at Tulsa	L	62-80	1831

SEC STATISTICS

2023-24 Arkansas Women's Basketball
Combined Team Statistics
In Conference games

as of Mar 03, 2024

Game Records

Record	Overall	Home	Away	Neutral
ALL GAMES	6-10	4-4	2-6	0-0
CONFERENCE	6-10	4-4	2-6	0-0
NON-CONFERENCE	0-0	0-0	0-0	0-0

Score by Periods

Team	1st	2nd	3rd	4th	OT	TOT
Arkansas	253	249	327	259	0	1088
Opponents	299	255	305	312	0	1171

Team Box Score

No.	Player				Total		3-Point		F-Throw		Rebounds											
		GP-GS	MIN	AVG	FG-FGA	FG%	3FG-3FGA	3FG%	FT-FTA	FT%	OFF	DEF	TOT	AVG	PF	DQ	A	TO	BLK	STL	PTS	AVG
0	SCOTT, Taliah	5-4	187:30	37.5	35-99	.354	13-52	.250	14-15	.933	1	11	12	2.4	13	0	6	13	1	7	97	19.4
2	SPENCER, Samara	16-16	597:43	37.4	80-250	.320	17-79	.215	77-101	.762	14	68	82	5.1	34	1	64	53	3	23	254	15.9
43	DANIELS, Makayla	16-16	568:29	35.5	67-174	.385	31-89	.348	48-64	.750	21	48	69	4.3	39	0	41	23	6	22	213	13.3
30	DAUDA, Maryam	16-16	483:38	30.2	67-153	.438	17-59	.288	30-39	.769	44	57	101	6.3	49	1	26	40	44	16	181	11.3
4	POFFENBARGER, Saylor	15-15	479:53	32.0	53-149	.356	29-88	.330	12-17	.706	19	127	146	9.7	42	2	21	32	12	14	147	9.8
23	KEATS, Carly	12-8	354:26	29.5	40-111	.360	16-60	.267	10-13	.769	3	14	17	1.4	13	0	8	10	1	6	106	8.8
20	JOHNSON, Karley	13-5	260:48	20.1	15-39	.385	6-24	.250	15-22	.682	9	14	23	1.8	25	0	4	5	1	4	51	3.9
34	LAWRENCE, Jenna	12-0	121:03	10.1	9-22	.409	7-19	.368	1-2	.500	7	25	32	2.7	9	0	2	4	3	2	26	2.2
55	ELLIS, Emrie	14-0	118:37	8.5	3-14	.214	1-7	.143	2-2	1.000	7	8	15	1.1	17	0	2	4	9	1	9	0.6
10	SÁNCHEZ CERQUEIRA, Cristina	7-0	25:30	3.6	2-8	.250	0-3	.000	0-0	.000	1	3	4	0.6	4	0	0	2	2	0	4	0.6
8	FRANKLIN, Bea	1-0	02:23	2.4	0-0	.000	0-0	.000	0-0	.000	0	0	0	0.0	0	0	0	1	0	0	0	0.0
Team											29	42	71					6				
Total		**16**	**3200**		**371-1019**	**.364**	**137-480**	**.285**	**209-275**	**.760**	**155**	**417**	**572**	**35.8**	**245**	**4**	**174**	**193**	**82**	**95**	**1088**	**68.0**
Opponents		**16**	**3200**		**440-1041**	**.423**	**103-295**	**.349**	**188-264**	**.712**	**210**	**515**	**725**	**45.3**	**286**	**5**	**240**	**232**	**52**	**92**	**1171**	**73.2**

Team Statistics

	ARK	OPP
Scoring	**1088**	**1171**
Points per game	68.0	73.2
Scoring margin	-5.2	-
Field goals-att	**371-1019**	**440-1041**
Field goal pct	.364	.423
3 point fg-att	**137-480**	**103-295**
3-point FG pct	.285	.349
3-pt FG made per game	8.6	6.4
Free throws-att	**209-275**	**188-264**
Free throw pct	.760	.712
F-Throws made per game	13.1	11.8
Rebounds	**572**	**725**
Rebounds per game	35.8	45.3
Rebounding margin	-9.6	-
Assists	**174**	**240**
Assists per game	10.9	15.0
Turnovers	**193**	**232**
Turnovers per game	12.1	14.5
Turnover margin	+2.4	-
Assist/turnover ratio	0.9	1.0
Steals	**95**	**92**
Steals per game	5.9	5.8
Blocks	**82**	**52**
Blocks per game	5.1	3.3
Winning streak	**0**	**-**
Home win streak	0	-
Attendance	**31202**	**39939**
Home games-Avg/Game	8-3900	8-4992
Neutral site-Avg/Game	-	0-0

Team Results

Date	Opponent		Score	Att.
01/04/2024	at Kentucky	L	63-73	2998
01/07/2024	Georgia	W	83-43	3993
01/11/2024	Mississippi St.	L	63-66	2627
01/14/2024	at Alabama	W	77-59	2467
01/21/2024	at LSU	L	68-99	12873
01/25/2024	Kentucky	W	88-61	3719
01/28/2024	at Missouri	W	67-58	4968
02/01/2024	Alabama	L	70-86	2756
02/04/2024	Auburn	W	74-72	4450
02/08/2024	at Florida	L	81-85	1407
02/12/2024	at Tennessee	L	55-81	8161
02/18/2024	Missouri	W	75-68	5927
02/22/2024	at Texas A&M	L	67-73	3712
02/25/2024	Vanderbilt	L	53-62	3839
02/29/2024	South Carolina	L	61-98	3891
03/03/2024	at Ole Miss	L	43-87	3353

POINTS, REBOUNDS & ASSISTS

2023-24 Arkansas Women's Basketball
Points-rebounds-assists
All games

as of Mar 25, 2024

Opponent	Date	Score		0 SCOTT,TALI	2 SPENCER,SA	4 POFFENBARG	8 FRANKLIN,B	10 SÁNCHEZ CE	13 GOFORTH,SA	20 JOHNSON,KA	21 LINDSEY,LO	23 KEATS,CARL	30 DAUDA,MARY	34 LAWRENCE,J	43 DANIELS,MA	55 ELLIS,EMRI
ULM	11/07/2023	81-76	W	29-6-1	16-8-2	7-21-1	DNP	0-2-0	4-7-0	DNP	DNP	4-0-0	4-7-0	DNP	17-2-1	DNP
Murray St.	11/10/2023	82-79	W	25-3-1	11-5-7	10-12-3	DNP	0-2-1	9-2-0	DNP	DNP	9-0-0	3-8-0	0-1-0	15-6-1	DNP
Little Rock	11/14/2023	77-36	W	18-3-0	6-2-5	12-8-1	DNP	1-2-0	2-4-0	1-2-0	0-0-1	14-4-0	15-7-0	3-3-1	3-5-3	2-4-0
at Arkansas St.	11/17/2023	82-67	W	34-5-2	9-3-3	9-14-4	DNP	DNP	2-2-1	DNP	DNP	3-1-1	11-9-2	DNP	8-4-2	6-0-1
Central Ark.	11/20/2023	81-67	W	17-4-3	16-2-1	17-6-0	DNP	0-0-1	4-2-1	DNP	DNP	0-2-0	14-8-1	0-1-0	11-3-4	2-2-0
vs Wisconsin	11/24/2023	65-62	W	18-5-1	13-6-2	4-10-2	DNP	DNP	0-0-0	DNP	DNP	4-2-0	4-11-3	DNP	22-8-3	0-1-0
vs Marquette	11/25/2023	58-74	L	21-3-0	8-2-3	13-7-2	DNP	2-1-0	0-2-0	0-2-0	DNP	9-0-0	2-4-1	0-0-0	3-5-6	0-0-0
at Florida St.	11/30/2023	71-58	W	24-4-2	15-1-6	13-23-2	DNP	DNP	DNP	DNP	DNP	3-1-0	6-6-0	DNP	10-6-2	0-2-0
UCLA	12/03/2023	66-81	L	23-2-1	2-2-1	12-7-0	DNP	0-1-0	DNP	DNP	DNP	2-1-1	14-2-2	0-0-0	10-3-2	3-1-0
Louisiana Tech	12/07/2023	100-60	W	29-2-1	20-8-6	12-11-2	0-1-0	0-2-0	DNP	0-2-1	DNP	8-2-1	9-3-0	10-1-0	12-6-7	0-1-1
Ark.-Pine Bluff	12/10/2023	70-74	L	31-6-2	4-8-1	13-10-3	DNP	0-1-0	DNP	DNP	DNP	0-0-1	6-4-0	DNP	16-4-4	DNP
Samford	12/16/2023	68-54	W	9-0-2	20-5-4	2-13-1	DNP	2-1-0	DNP	DNP	DNP	7-0-0	11-9-0	3-5-0	14-3-2	DNP
vs Illinois	12/20/2023	60-59	W	17-1-1	17-4-1	8-19-2	DNP	0-0-0	DNP	DNP	DNP	2-0-0	9-4-0	2-2-0	5-3-4	DNP
vs UIC	12/21/2023	66-58	W	26-6-2	13-0-2	17-11-1	DNP	DNP	DNP	DNP	DNP	2-2-0	3-8-3	3-1-0	2-2-0	DNP
UIW	12/31/2023	67-48	W	24-3-4	9-3-2	9-19-2	0-0-0	2-3-0	DNP	2-0-0	DNP	0-1-1	13-5-1	0-2-0	8-5-1	DNP
at Kentucky	01/04/2024	63-73	L	11-3-0	25-7-3	9-15-1	DNP	0-0-0	DNP	0-0-0	DNP	10-1-0	4-3-1	0-2-0	4-2-2	DNP
Georgia	01/07/2024	83-43	W	DNP	15-6-4	15-17-4	0-0-0	0-1-0	DNP	5-1-0	DNP	16-1-2	8-11-1	0-0-0	24-7-3	0-0-0
Mississippi St.	01/11/2024	63-66	L	DNP	13-4-6	9-7-3	DNP	DNP	DNP	DNP	DNP	12-0-1	17-13-2	6-2-1	6-6-1	0-1-0
at Alabama	01/14/2024	77-59	W	DNP	31-14-3	9-14-0	DNP	DNP	DNP	3-2-0	DNP	7-1-0	8-12-5	3-4-0	16-3-0	DNP
at LSU	01/21/2024	68-99	L	DNP	20-5-7	2-2-0	DNP	0-1-0	DNP	6-1-0	DNP	8-4-1	16-4-0	3-3-0	13-6-3	0-1-0
Kentucky	01/25/2024	88-61	W	DNP	13-7-4	DNP	DNP	2-1-0	DNP	14-6-1	DNP	14-2-3	16-7-2	2-5-1	22-6-7	5-1-0
at Missouri	01/28/2024	67-58	W	DNP	13-6-6	24-9-2	DNP	DNP	DNP	7-3-0	DNP	0-1-0	7-4-2	3-3-0	13-3-1	0-1-0
Alabama	02/01/2024	70-86	L	10-3-2	14-7-2	23-11-1	DNP	DNP	DNP	2-0-0	DNP	DNP	10-4-4	0-0-0	11-1-5	0-2-1
Auburn	02/04/2024	74-72	W	33-2-0	10-3-5	4-13-1	DNP	DNP	DNP	0-0-0	DNP	DNP	12-11-0	DNP	15-6-2	0-0-0
at Florida	02/08/2024	81-85	L	20-2-2	13-3-4	15-12-1	DNP	DNP	DNP	0-2-3	DNP	DNP	5-9-0	DNP	26-3-3	2-2-0
at Tennessee	02/12/2024	55-81	L	23-2-2	9-3-4	2-7-0	DNP	0-0-0	DNP	0-0-0	DNP	DNP	10-5-2	3-2-0	8-6-1	0-0-0
Missouri	02/18/2024	75-68	W	DNP	14-5-6	13-11-2	DNP	DNP	DNP	5-4-0	DNP	11-1-0	18-5-4	DNP	14-6-2	0-1-0
at Texas A&M	02/22/2024	67-73	L	DNP	24-3-2	7-9-2	DNP	DNP	DNP	2-1-0	DNP	2-1-1	17-6-2	DNP	15-7-3	0-0-0
Vanderbilt	02/25/2024	53-62	L	DNP	19-5-2	4-12-1	DNP	DNP	DNP	7-3-0	DNP	13-1-0	3-4-0	0-1-0	5-1-2	2-2-0
South Carolina	02/29/2024	61-98	L	DNP	11-1-3	4-1-2	DNP	0-0-0	DNP	DNP	DNP	11-3-0	19-1-0	6-6-0	10-4-3	0-3-1
at Ole Miss	03/03/2024	43-87	L	DNP	10-3-3	7-6-1	DNP	2-1-0	DNP	DNP	DNP	2-1-0	11-2-1	0-4-0	11-2-3	0-1-0
vs Auburn	03/07/2024	48-67	L	DNP	13-5-1	DNP	DNP	0-0-0	DNP	1-3-0	DNP	0-3-4	6-4-1	13-5-1	13-6-1	2-5-1
at Tulsa	03/21/2024	62-80	L	DNP	12-7-4	DNP	DNP	0-1-0	DNP	8-2-0	DNP	4-2-1	22-9-1	0-8-1	14-2-2	2-3-0

CATEGORY LEADERS

Points

##	Player	G	Pts	Pts/G
2	Spencer, Samara	33	458	13.9
0	Scott, Taliah	20	442	22.1
43	Daniels, Makayla	33	396	12.0
30	Dauda, Maryam	33	333	10.1
4	Poffenbarger, Saylor	30	305	10.2
23	Keats, Carly	29	177	6.1
20	Johnson, Karley	19	63	3.3
34	Lawrence, Jenna	24	60	2.5
55	Ellis, Emrie	24	26	1.1
13	Goforth, Sasha	7	21	3.0
10	Sánchez Cerqueira, Cristina	20	11	0.6

Scoring Average

##	Player	G	Pts	Pts/G
0	Scott, Taliah	20	442	22.1
2	Spencer, Samara	33	458	13.9
43	Daniels, Makayla	33	396	12.0
4	Poffenbarger, Saylor	30	305	10.2
30	Dauda, Maryam	33	333	10.1
23	Keats, Carly	29	177	6.1
20	Johnson, Karley	19	63	3.3
13	Goforth, Sasha	7	21	3.0
34	Lawrence, Jenna	24	60	2.5
55	Ellis, Emrie	24	26	1.1
10	Sánchez Cerqueira, Cristina	20	11	0.6

Field Goal Percentage

##	Player	FG	Att	Pct
30	Dauda, Maryam	121	266	.455
0	Scott, Taliah	151	371	.407
43	Daniels, Makayla	129	319	.404
34	Lawrence, Jenna	21	53	.396
20	Johnson, Karley	19	53	.358
4	Poffenbarger, Saylor	108	304	.355
2	Spencer, Samara	145	431	.336
55	Ellis, Emrie	9	28	.321
23	Keats, Carly	64	203	.315
13	Goforth, Sasha	7	30	.233
10	Sánchez Cerqueira, Cristina	5	22	.227

Field Goal Attempts

##	Player	G	Att	Att/G
2	Spencer, Samara	33	431	13.1
0	Scott, Taliah	20	371	18.6
43	Daniels, Makayla	33	319	9.7
4	Poffenbarger, Saylor	30	304	10.1
30	Dauda, Maryam	33	266	8.1

Field Goals Made

##	Player	G	Made	Made/G
0	Scott, Taliah	20	151	7.6
2	Spencer, Samara	33	145	4.4
43	Daniels, Makayla	33	129	3.9
30	Dauda, Maryam	33	121	3.7
4	Poffenbarger, Saylor	30	108	3.6

3-Point FG Percentage

##	Player	3FG	Att	Pct
43	Daniels, Makayla	57	164	.348
4	Poffenbarger, Saylor	54	164	.329
30	Dauda, Maryam	29	91	.319
34	Lawrence, Jenna	13	42	.310
55	Ellis, Emrie	4	13	.308
0	Scott, Taliah	52	176	.295
20	Johnson, Karley	8	29	.276
2	Spencer, Samara	40	154	.260
23	Keats, Carly	31	122	.254

3-Point FG Attempts

##	Player	G	Att	Att/G
0	Scott, Taliah	20	176	8.8
43	Daniels, Makayla	33	164	5.0
4	Poffenbarger, Saylor	30	164	5.5
2	Spencer, Samara	33	154	4.7
23	Keats, Carly	29	122	4.2

3-Point FG Made

##	Player	G	Made	Made/G
43	Daniels, Makayla	33	57	1.7
4	Poffenbarger, Saylor	30	54	1.8
0	Scott, Taliah	20	52	2.6
2	Spencer, Samara	33	40	1.2
23	Keats, Carly	29	31	1.1

CATEGORY LEADERS

Free Throw Percentage

##	Player	Made	Att	Pct
0	Scott, Taliah	88	105	.838
55	Ellis, Emrie	4	5	.800
23	Keats, Carly	18	23	.783
30	Dauda, Maryam	62	82	.756
2	Spencer, Samara	128	173	.740
4	Poffenbarger, Saylor	35	52	.673
43	Daniels, Makayla	81	123	.659
34	Lawrence, Jenna	5	8	.625
20	Johnson, Karley	17	30	.567
10	Sánchez Cerqueira, Cristina	1	2	.500
13	Goforth, Sasha	7	16	.438

Free Throw Attempts

##	Player	G	Att	Att/G
2	Spencer, Samara	33	173	5.2
43	Daniels, Makayla	33	123	3.7
0	Scott, Taliah	20	105	5.3
30	Dauda, Maryam	33	82	2.5
4	Poffenbarger, Saylor	30	52	1.7

Free Throws Made

##	Player	G	Made	Made/G
2	Spencer, Samara	33	128	3.9
0	Scott, Taliah	20	88	4.4
43	Daniels, Makayla	33	81	2.5
30	Dauda, Maryam	33	62	1.9
4	Poffenbarger, Saylor	30	35	1.2

Rebounds

##	Player	G	Reb	Reb/G
4	Poffenbarger, Saylor	30	337	11.2
30	Dauda, Maryam	33	209	6.3
2	Spencer, Samara	33	153	4.6
43	Daniels, Makayla	33	142	4.3
0	Scott, Taliah	20	65	3.3

Assists

##	Player	G	Ast	Ast/G
2	Spencer, Samara	33	115	3.5
43	Daniels, Makayla	33	86	2.6
4	Poffenbarger, Saylor	30	47	1.6
30	Dauda, Maryam	33	41	1.2
0	Scott, Taliah	20	29	1.5

Rebounds Average

##	Player	G	Reb	Reb/G
4	Poffenbarger, Saylor	30	337	11.2
30	Dauda, Maryam	33	209	6.3
2	Spencer, Samara	33	153	4.6
43	Daniels, Makayla	33	142	4.3
0	Scott, Taliah	20	65	3.3

Steals

##	Player	G	Stl	Stl/G
43	Daniels, Makayla	33	53	1.6
2	Spencer, Samara	33	43	1.3
4	Poffenbarger, Saylor	30	41	1.4
30	Dauda, Maryam	33	24	0.7
0	Scott, Taliah	20	12	0.6

Offensive Rebounds

##	Player	G	OReb	OReb/G
30	Dauda, Maryam	33	79	2.4
4	Poffenbarger, Saylor	30	54	1.8
43	Daniels, Makayla	33	40	1.2
2	Spencer, Samara	33	21	0.6
34	Lawrence, Jenna	24	15	0.6

Blocked Shots

##	Player	G	Blk	Blk/G
30	Dauda, Maryam	33	74	2.2
4	Poffenbarger, Saylor	30	34	1.1
55	Ellis, Emrie	24	16	0.7
13	Goforth, Sasha	7	13	1.9
34	Lawrence, Jenna	24	10	0.4

Defensive Rebounds

##	Player	G	DReb	DReb/G
4	Poffenbarger, Saylor	30	283	9.4
2	Spencer, Samara	33	132	4.0
30	Dauda, Maryam	33	130	3.9
43	Daniels, Makayla	33	102	3.1
0	Scott, Taliah	20	57	2.9

Minutes

##	Player	G	Min	Min/G
2	Spencer, Samara	33	1143	34:39
43	Daniels, Makayla	33	1125	34:05
4	Poffenbarger, Saylor	30	948	31:36
30	Dauda, Maryam	33	947	28:41
0	Scott, Taliah	20	729	36:26

Fouls

##	Player	G	PF	PF/G
30	Dauda, Maryam	33	96	2.9
43	Daniels, Makayla	33	86	2.6
4	Poffenbarger, Saylor	30	63	2.1
2	Spencer, Samara	33	58	1.8
0	Scott, Taliah	20	39	2.0

Turnovers

##	Player	G	TO	TO/G
2	Spencer, Samara	33	95	2.9
0	Scott, Taliah	20	68	3.4
30	Dauda, Maryam	33	67	2.0
43	Daniels, Makayla	33	56	1.7
4	Poffenbarger, Saylor	30	54	1.8

Foul Outs

##	Player	G	FO
2	Spencer, Samara	33	2
4	Poffenbarger, Saylor	30	2
30	Dauda, Maryam	33	1

2023-24 BOX SCORES

Official Basketball Box Score - Final
ULM at Arkansas
11/07/23 Bud Walton Arena, Fayetteville
2023-24 Women's Basketball

Game Time: 7:00 PM
Game Duration: 2:02
Attendance: 2,630

Officials: Frank Steratore, Katie Lukanich, Kenya Kirkland

ULM - 76 Record: 0-1

NO.	Name		Min	FG M-A	3P M-A	FT M-A	Rebounds OR	DR	TOT	Fouls PF	FD	TP	AS	TO	ST	Blocks BS	BA	+/-
11	Kyjai Miles	F	24:39	1-3	0-0	0-0	0	3	3	4	2	2	0	1	1	1	1	-2
37	Brianna Harris	F	28:14	2-11	0-2	1-1	1	4	5	4	1	5	0	3	0	0	2	-16
2	Daisha Bradford	G	34:18	6-22	2-8	0-0	1	7	8	4	1	14	5	3	1	0	1	-5
3	Jakayla Johnson	G	34:26	13-17	2-4	6-9	0	7	7	2	6	34	2	5	2	0	0	-2
22	Lauren Gross	G	31:55	3-7	1-5	0-0	0	8	8	4	1	7	0	1	2	0	0	-4
8	Sania Wells		22:06	4-13	2-6	2-2	0	5	5	4	2	12	2	1	0	0	0	8
21	Katlyn Manuel		19:51	1-3	0-0	0-0	1	1	2	4	0	2	0	2	2	1	1	-3
14	Myca Trail		01:17	0-1	0-0	0-0	0	0	0	3	0	0	0	0	0	0	1	1
00	Olivia Knight		03:15	0-2	0-1	0-0	0	2	2	0	0	0	1	0	0	0	0	-2
Team							4	1	5			0			0			
Totals				30-79	7-26	9-12	7	38	45	29	13	76	10	16	8	2	6	-5

Technical Fouls::NONE

Shooting By Period		
1st FG%	6-22	27.3%
3PT%	1-6	16.7%
FT%	2-2	100%
2nd FG%	7-18	38.9%
3PT%	2-7	28.6%
FT%	1-1	100%
3rd FG%	8-17	47.1%
3PT%	1-5	20.0%
FT%	1-4	25%
4th FG%	9-22	40.9%
3PT%	3-8	37.5%
FT%	5-5	100%
GM FG%	30-79	38.0%
3PT%	7-26	26.9%
FT%	9-12	75.0%

Dead Ball Rebounds: 1, 2

Arkansas - 81 Record: 1-0

NO.	Name		Min	FG M-A	3P M-A	FT M-A	Rebounds OR	DR	TOT	Fouls PF	FD	TP	AS	TO	ST	Blocks BS	BA	+/-
30	Maryam Dauda	F	27:08	1-5	0-3	2-4	2	5	7	3	2	4	0	5	0	2	0	11
0	Taliah Scott	G	32:13	9-20	2-8	9-13	1	5	6	2	9	29	1	2	0	0	1	13
2	Samara Spencer	G	30:29	3-7	0-1	10-12	1	7	8	0	10	16	2	5	1	0	1	9
4	Saylor Poffenbarger	G	37:51	3-12	0-5	1-2	3	18	21	1	1	7	1	2	1	1	0	7
43	Makayla Daniels	G	33:27	7-11	3-5	0-0	2	0	2	4	3	17	1	0	2	0	0	0
23	Carly Keats		18:10	0-7	0-6	4-5	0	0	0	1	0	4	0	2	2	0	0	-6
13	Sasha Goforth		18:33	1-5	0-2	2-8	2	5	7	2	4	4	0	0	3	3	0	-6
10	Cristina Sánchez Cerqueira		02:09	0-2	0-0	0-0	1	1	2	0	0	0	0	0	0	0	0	-3
Team							1	3	4			0		0				
Totals				24-69	5-30	28-44	13	44	57	13	29	81	5	16	9	6	2	5

Technical Fouls::NONE

Shooting By Period		
1st FG%	5-15	33.3%
3PT%	2-8	25.0%
FT%	7-11	63.6%
2nd FG%	4-16	25.0%
3PT%	0-5	0.0%
FT%	4-10	40%
3rd FG%	8-20	40.0%
3PT%	1-7	14.3%
FT%	5-6	83.3%
4th FG%	7-18	38.9%
3PT%	2-10	20.0%
FT%	12-17	70.6%
GM FG%	24-69	34.8%
3PT%	5-30	16.7%
FT%	28-44	63.6%

Dead Ball Rebounds: 8, 0

	ULM	ARK
Biggest lead	5 (1st 6:05)	14 (4th 5:42)
Best Scoring Run	8(2nd 3:27)	9(1st 2:00)
Lead Changes	6	
Times Tied	8	
Time with Lead	06:27	29:37

Points from	ULM	ARK
Turnovers	19	15
Paint	40	38
Second Chance	2	6
Fast Breaks	24	15
Bench	14	8

Period by Period Scoring	1st	2nd	3rd	4th	TOT
ULM	15	17	18	26	76
ARK	19	12	22	28	81

Official Basketball Box Score - Final
Murray St. at Arkansas
11/10/23 Bud Walton Arena, Fayetteville
2023-24 Women's Basketball

Game Time: 10:30 AM
Game Duration: 1:49
Attendance: 11,026

Officials: Pualani Spurlock-Welsh, Cameron Inouye, Kylie Galloway

Murray St. - 79 Record: 0-1

NO.	Name		Min	FG M-A	3P M-A	FT M-A	Rebounds OR	DR	TOT	Fouls PF	FD	TP	AS	TO	ST	Blocks BS	BA	+/-
22	Hannah McKay	F	22:48	3-5	1-3	2-2	1	6	7	2	3	9	1	1	1	0	0	3
31	Katelyn Young	C	33:27	3-11	1-4	0-0	0	6	6	3	3	7	0	2	0	3	1	-5
3	Briley Pena	G	19:39	2-4	2-3	0-0	1	1	2	0	0	6	0	0	0	0	0	-2
11	Cayson Conner	G	14:41	2-3	1-1	0-0	2	2	4	1	1	5	2	0	4	0	0	10
21	Bria Sanders-Woods	G	24:47	3-10	1-6	2-4	1	1	2	3	2	9	3	4	2	0	0	-12
2	Haven Ford		24:34	3-12	3-9	0-0	0	7	7	4	0	9	3	1	2	0	1	5
5	Trinity White		07:53	0-0	0-0	0-0	0	1	1	3	0	0	0	2	0	0	0	0
14	Ava Learn		21:24	7-15	1-1	0-0	6	3	9	1	1	15	0	2	1	1	4	-3
23	Zoe Stewart		23:52	7-19	1-5	4-6	0	4	4	4	4	19	3	4	1	0	2	-8
25	Destiny Thomas		03:54	0-0	0-0	0-0	0	0	0	0	0	0	1	0	0	0	0	4
12	Jenna Walker		03:02	0-0	0-0	0-0	0	0	0	0	0	0	0	0	0	0	0	-7
Team							4	2	6			0		0				
Totals				30-79	11-32	8-12	15	33	48	21	14	79	13	16	11	4	8	-3

Technical Fouls::NONE

Shooting By Period		
1st FG%	8-22	36.4%
3PT%	1-10	10.0%
FT%	0-0	0%
2nd FG%	5-19	26.3%
3PT%	1-6	16.7%
FT%	3-4	75%
3rd FG%	9-23	39.1%
3PT%	3-7	42.9%
FT%	3-6	50%
4th FG%	8-15	53.3%
3PT%	6-9	66.7%
FT%	2-2	100%
GM FG%	30-79	38.0%
3PT%	11-32	34.4%
FT%	8-12	66.7%

Dead Ball Rebounds: 2, 0

Arkansas - 82 Record: 2-0

NO.	Name		Min	FG M-A	3P M-A	FT M-A	Rebounds OR	DR	TOT	Fouls PF	FD	TP	AS	TO	ST	Blocks BS	BA	+/-
30	Maryam Dauda	F	21:54	1-2	1-1	0-0	1	7	8	3	1	3	0	1	0	1	0	0
0	Taliah Scott	G	34:30	9-20	0-4	7-7	0	3	3	0	6	25	1	5	0	0	2	14
2	Samara Spencer	G	38:09	4-9	2-5	1-2	0	5	5	2	4	11	7	4	0	0	0	0
4	Saylor Poffenbarger	G	31:57	4-9	0-2	2-4	1	11	12	3	3	10	3	3	3	3	0	13
43	Makayla Daniels	G	30:30	6-12	1-5	2-2	1	5	6	4	5	15	1	1	0	0	1	12
13	Sasha Goforth		17:14	3-5	0-1	3-5	2	0	2	0	2	9	0	2	0	3	0	1
34	Jenna Lawrence		08:20	0-3	0-2	0-0	0	1	1	0	0	0	0	1	1	1	1	-6
23	Carly Keats		12:28	3-7	3-5	0-0	0	0	0	0	0	9	0	0	0	0	0	-14
10	Cristina Sánchez Cerqueira		04:58	0-1	0-0	0-0	0	2	2	2	0	0	1	0	0	0	0	-5
Team							3	0	3			0		1				
Totals				30-68	7-25	15-20	8	34	42	14	21	82	13	18	4	8	4	3

Technical Fouls::NONE

Shooting By Period		
1st FG%	5-19	26.3%
3PT%	2-6	33.3%
FT%	4-8	50%
2nd FG%	13-20	65.0%
3PT%	3-9	33.3%
FT%	2-2	100%
3rd FG%	8-16	50.0%
3PT%	2-5	40.0%
FT%	3-4	75%
4th FG%	4-13	30.8%
3PT%	0-5	0.0%
FT%	6-6	100%
GM FG%	30-68	44.1%
3PT%	7-25	28.0%
FT%	15-20	75.0%

Dead Ball Rebounds: 2, 2

	MSU	ARK
Biggest lead	5 (1st 2:02)	24 (3rd 7:22)
Best Scoring Run	9(3rd 0:48)	11(2nd 6:43)
Lead Changes	3	
Times Tied	4	
Time with Lead	04:57	30:52

Points from	MSU	ARK
Turnovers	30	12
Paint	28	44
Second Chance	9	4
Fast Breaks	14	20
Bench	43	18

Period by Period Scoring	1st	2nd	3rd	4th	TOT
MSU	17	14	24	24	79
ARK	16	31	21	14	82

Official Basketball Box Score - Final
Little Rock at Arkansas
11/14/23 Bud Walton Arena, Fayetteville
2023-24 Women's Basketball

Game Time: 7:00 PM
Game Duration: 1:40
Attendance: 2,608

Officials: Michael McConnell, Talisa Green, Brenda Pantoja

Little Rock - 36 Record: 0-3

NO.	Name		Min	FG M-A	3P M-A	FT M-A	Rebounds OR	DR	TOT	Fouls PF	FD	TP	AS	TO	ST	Blocks BS	BA	+/-
5	Jordan Holman	F	30:06	2-9	0-1	2-4	2	4	6	3	2	6	2	2	1	0	1	-36
11	Faith Lee	F	23:36	1-10	0-0	0-0	0	0	0	4	1	2	1	6	0	0	3	-32
2	Jaiyah Harris-Smith	G	30:00	1-4	0-1	2-2	0	4	4	2	2	4	3	3	0	0	0	-31
3	Jayla Brooks	G	17:18	3-6	0-1	0-0	1	1	2	5	1	6	1	1	1	0	0	-18
10	Lamariyee Williams	G	30:13	1-6	0-0	0-0	1	2	3	4	0	2	3	4	0	0	1	-36
23	Annemarie Batista		28:45	5-14	3-10	0-0	2	3	5	2	0	13	0	0	0	2	0	-29
4	Sha'Nequa Henry		18:50	1-3	0-0	1-2	0	2	2	0	1	3	0	0	1	0	1	-14
24	Camryn James		07:42	0-2	0-0	0-0	2	1	3	2	0	0	1	2	0	0	1	-4
1	Mira Hanna		07:27	0-2	0-0	0-0	0	2	2	1	0	0	0	1	0	0	1	-3
8	Courtney Davis		06:04	0-1	0-0	0-0	0	3	3	0	0	0	0	1	0	0	0	-2
Team							3	3	6			0		0				
Totals				14-57	3-13	5-8	11	25	36	23	7	36	11	20	3	2	8	-41

Technical Fouls::NONE

Shooting By Period		
1st FG%	1-11	9.1%
3PT%	0-2	0.0%
FT%	2-2	100%
2nd FG%	4-13	30.8%
3PT%	0-2	0.0%
FT%	2-4	50%
3rd FG%	7-16	43.8%
3PT%	2-4	50.0%
FT%	0-0	0%
4th FG%	2-17	11.8%
3PT%	1-5	20.0%
FT%	1-2	50%
GM FG%	14-57	24.6%
3PT%	3-13	23.1%
FT%	5-8	62.5%

Dead Ball Rebounds: 1, 0

Arkansas - 77 Record: 3-0

NO.	Name		Min	FG M-A	3P M-A	FT M-A	Rebounds OR	DR	TOT	Fouls PF	FD	TP	AS	TO	ST	Blocks BS	BA	+/-
30	Maryam Dauda	F	22:03	6-9	1-1	2-2	2	5	7	1	2	15	0	2	0	0	0	25
0	Taliah Scott	G	28:50	6-11	1-4	5-6	1	2	3	1	6	18	0	4	0	0	1	32
2	Samara Spencer	G	25:00	3-8	0-3	0-0	0	2	2	0	3	6	5	0	1	0	0	25
4	Saylor Poffenbarger	G	24:09	3-8	2-4	4-4	1	7	8	1	2	12	1	0	1	2	0	27
43	Makayla Daniels	G	20:02	1-1	0-0	1-2	1	4	5	2	4	3	3	0	2	0	0	26
13	Sasha Goforth		22:13	1-4	0-1	0-0	1	3	4	0	1	2	0	0	2	4	1	23
23	Carly Keats		24:49	5-13	4-10	0-0	0	4	4	0	0	14	0	1	0	0	0	24
10	Cristina Sánchez Cerqueira		05:43	0-2	0-0	1-2	2	0	2	0	2	1	0	0	0	1	0	5
34	Jenna Lawrence		08:00	1-3	0-2	1-2	2	1	3	1	1	3	1	0	0	1	0	3
20	Karley Johnson		10:00	0-3	0-1	1-2	2	0	2	0	2	1	0	0	1	0	0	10
55	Emrie Ellis		05:35	1-3	0-1	0-0	0	4	4	1	0	2	0	0	0	0	0	2
21	Loren Lindsey		03:36	0-0	0-0	0-0	0	0	0	0	0	0	1	0	0	0	0	3
Team							1	2	3			0		1				
Totals				27-65	8-27	15-20	13	34	47	7	23	77	11	8	7	8	2	41

Technical Fouls::NONE

Shooting By Period		
1st FG%	6-18	33.3%
3PT%	3-10	30.0%
FT%	1-2	50%
2nd FG%	6-15	40.0%
3PT%	1-4	25.0%
FT%	5-6	83.3%
3rd FG%	9-13	69.2%
3PT%	1-2	50.0%
FT%	8-10	80%
4th FG%	6-19	31.6%
3PT%	3-11	27.3%
FT%	1-2	50%
GM FG%	27-65	41.5%
3PT%	8-27	29.6%
FT%	15-20	75.0%

Dead Ball Rebounds: 5, 0

	LR	ARK
Biggest lead	2 (1st 9:30)	42 (4th 5:31)
Best Scoring Run	4(4th 3:40)	15(1st 2:46)
Lead Changes	1	
Times Tied	1	
Time with Lead	01:49	37:15

Points from	LR	ARK
Turnovers	6	18
Paint	16	36
Second Chance	5	14
Fast Breaks	3	12
Bench	16	23

Period by Period Scoring	1st	2nd	3rd	4th	TOT
LR	4	10	16	6	36
ARK	16	18	27	16	77

Official Basketball Box Score - Final
Arkansas at Arkansas State
11/17/23 First National Bank Arena, Jonesboro, Ark.
2023-24 Women's Basketball

Game Time: 7:00 PM
Game Duration: 1:45
Attendance: 3,208

Officials: Royce Blevins, Toni Patillo, Kenya Kirkland

Arkansas - 82 Record: 4-0

NO.	Name		Min	FG M-A	3P M-A	FT M-A	Rebounds OR	DR	TOT	Fouls PF	FD	TP	AS	TO	ST	Blocks BS	BA	+/-
30	Maryam Dauda	F	27:04	4-9	3-6	0-0	3	6	9	3	1	11	2	1	0	2	0	-5
0	Taliah Scott	G	40:00	12-21	1-9	9-9	2	3	5	2	6	34	2	9	1	0	0	15
2	Samara Spencer	G	31:42	3-6	0-2	3-3	0	3	3	2	2	9	3	1	2	0	0	21
4	Saylor Poffenbarger	G	29:48	4-10	1-5	0-0	4	10	14	2	3	9	4	1	0	0	0	8
43	Makayla Daniels	G	36:03	3-9	2-7	0-0	0	4	4	1	2	8	2	1	1	0	0	8
13	Sasha Goforth		15:49	1-4	0-3	0-0	1	1	2	1	1	2	1	1	0	1	0	6
55	Emrie Ellis		12:56	2-2	2-2	0-0	0	0	0	4	0	6	1	0	0	0	0	20
23	Carly Keats		06:38	1-2	1-2	0-0	0	1	1	0	1	3	1	0	0	0	0	2
Team							0	2	2			0		1				
Totals				30-63	10-36	12-12	10	30	40	15	16	82	16	15	4	3	0	15

Technical Fouls::NONE

Shooting By Period		
1st FG%	6-19	31.6%
3PT%	2-13	15.4%
FT%	2-2	100%
2nd FG%	11-20	55.0%
3PT%	3-10	30.0%
FT%	1-1	100%
3rd FG%	7-14	50.0%
3PT%	4-9	44.4%
FT%	7-7	100%
4th FG%	6-10	60.0%
3PT%	1-4	25.0%
FT%	2-2	100%
GM FG%	30-63	47.6%
3PT%	10-36	27.8%
FT%	12-12	100.0%

Dead Ball Rebounds: 0, 0

Arkansas State - 67 Record: 1-2

NO.	Name		Min	FG M-A	3P M-A	FT M-A	Rebounds OR	DR	TOT	Fouls PF	FD	TP	AS	TO	ST	Blocks BS	BA	+/-
25	Kendra Gillispie	F	16:39	3-11	0-0	3-3	4	7	11	2	4	9	0	3	0	0	1	-12
7	Mailyn Wilkerson	G	27:09	0-8	0-8	3-3	2	2	4	3	2	3	2	1	1	0	0	-6
15	Annaliese Griffin	G	27:32	3-5	2-4	1-2	1	3	4	3	1	9	1	2	0	0	0	-5
23	Izzy Higginbottom	G	38:48	9-14	2-2	7-8	0	1	1	1	4	27	2	1	2	0	1	-9
24	Lauryn Pendleton	G	29:23	4-12	1-4	2-2	1	2	3	2	2	11	3	2	1	0	1	-7
42	Melodie Kapinga		18:12	1-3	0-0	2-2	1	4	5	2	1	4	2	0	0	0	0	3
2	Wynter Rogers		15:37	0-3	0-2	0-0	0	3	3	1	1	0	1	0	0	0	0	-14
3	Crislyn Rose		15:34	1-3	0-2	0-0	0	0	0	2	0	2	0	1	1	0	0	-17
14	Emma Imevbore		02:00	0-0	0-0	0-0	0	0	0	0	0	0	0	0	0	0	0	-2
30	Kiayra Ellis		09:06	1-2	0-1	0-0	0	0	0	0	0	2	0	0	1	0	0	-6
Team							0	1	1			0		0				
Totals				22-61	5-23	18-20	9	23	32	16	15	67	11	10	6	0	3	-15

Technical Fouls::NONE

Shooting By Period		
1st FG%	6-14	42.9%
3PT%	1-5	20.0%
FT%	2-2	100%
2nd FG%	6-17	35.3%
3PT%	1-7	14.3%
FT%	5-5	100%
3rd FG%	5-15	33.3%
3PT%	0-2	0.0%
FT%	3-3	100%
4th FG%	5-15	33.3%
3PT%	3-9	33.3%
FT%	8-10	80%
GM FG%	22-61	36.1%
3PT%	5-23	21.7%
FT%	18-20	90.0%

Dead Ball Rebounds: 2, 0

	ARK	ASU
Biggest lead	21 (3rd 0:02)	6 (1st 3:49)
Best Scoring Run	10(2nd 2:09)	9(4th 7:27)
Lead Changes	11	
Times Tied	4	
Time with Lead	28:12	06:59

Points from	ARK	ASU
Turnovers	13	11
Paint	28	26
Second Chance	16	14
Fast Breaks	10	2
Bench	11	8

Period by Period Scoring	1st	2nd	3rd	4th	TOT
ARK	16	26	25	15	82
ASU	15	18	13	21	67

2023-24 BOX SCORES

Official Basketball Box Score - Final
Central Ark. at Arkansas
11/20/23 Bud Walton Arena, Fayetteville
2023-24 Women's Basketball

Game Time: 7:00 PM
Game Duration: 1:46
Attendance: 4,194

Officials: Felicia Grinter, Saif Esho, Gina Catanzariti

Central Ark. - 67 **Record: 2-2**

NO.	Name		Min	FG M-A	3P M-A	FT M-A	Rebounds OR	DR	TOT	Fouls PF	FD	TP	AS	TO	ST	Blocks BS	BA	+/-
30	Kierra Prim	F	13:17	0-1	0-0	0-0	1	2	3	2	1	0	0	1	0	0	1	-20
42	Cheyenne Banks	F	26:38	1-3	0-0	3-4	4	5	9	3	4	5	0	1	0	0	0	-13
0	Jade Upshaw	G	24:34	6-13	4-9	0-0	0	0	0	3	1	16	3	2	1	0	0	-8
3	Randrea Wright	G	21:43	5-10	1-1	3-4	0	2	2	4	2	14	2	1	0	1	1	-10
22	Leah Mafua	G	21:39	3-8	0-3	1-1	0	2	2	5	2	7	2	2	1	0	1	-11
1	Kinley Fisher		26:50	4-8	3-6	0-0	2	2	4	1	0	11	2	5	1	0	0	-15
5	Bree Stephens		25:50	4-8	2-5	0-0	0	1	1	2	0	10	2	1	3	0	0	3
4	Cheyenne Kemp		14:06	0-3	0-1	2-2	0	2	2	2	2	2	1	2	0	0	0	-1
24	Jenna Rose Mafua		10:42	0-0	0-0	0-0	1	2	3	1	0	0	1	0	2	0	0	3
12	Destine Duckworth		08:51	0-1	0-1	2-2	1	4	5	0	1	2	0	2	0	0	0	-7
32	Elizabeth Abiara		05:24	0-0	0-0	0-0	0	2	2	0	0	0	0	0	0	0	0	9
23	Kaidyn Beckwith		00:27	0-0	0-0	0-0	0	0	0	0	0	0	0	0	0	0	0	0
Team							1	1	2			0		0				
Totals				23-55	10-26	11-13	10	25	35	23	13	67	13	17	8	1	3	-14

Technical Fouls::NONE

Dead Ball Rebounds: 2, 0

Shooting By Period		
1st FG%	4-14	28.6%
3PT%	2-5	40.0%
FT%	2-2	100%
2nd FG%	7-14	50.0%
3PT%	4-8	50.0%
FT%	3-4	75%
3rd FG%	4-13	30.8%
3PT%	1-6	16.7%
FT%	1-1	100%
4th FG%	8-14	57.1%
3PT%	3-7	42.9%
FT%	5-6	83.3%
GM FG%	23-55	41.8%
3PT%	10-26	38.5%
FT%	11-13	84.6%

Arkansas - 81 **Record: 5-0**

NO.	Name		Min	FG M-A	3P M-A	FT M-A	Rebounds OR	DR	TOT	Fouls PF	FD	TP	AS	TO	ST	Blocks BS	BA	+/-
30	Maryam Dauda	F	30:13	4-11	3-6	3-6	2	6	8	3	3	14	1	1	3	0	0	14
0	Taliah Scott	G	35:55	7-17	0-3	3-3	0	4	4	2	2	17	3	3	0	0	0	15
2	Samara Spencer	G	23:16	5-9	2-4	4-4	0	2	2	0	4	16	1	1	1	0	1	19
4	Saylor Poffenbarger	G	26:47	6-10	3-4	2-2	1	5	6	1	3	17	0	0	2	1	0	25
43	Makayla Daniels	G	32:54	3-6	1-4	4-7	2	1	3	3	7	11	4	3	2	0	0	22
13	Sasha Goforth		17:49	1-3	0-0	2-3	2	0	2	0	3	4	1	2	1	1	0	0
55	Emrie Ellis		09:47	0-0	0-0	2-2	1	1	2	1	1	2	0	0	0	1	0	0
10	Cristina Sánchez Cerqueira		06:27	0-0	0-0	0-0	0	0	0	2	0	0	1	0	0	0	0	0
23	Carly Keats		11:50	0-2	0-2	0-0	0	2	2	0	0	0	0	1	0	0	0	-16
34	Jenna Lawrence		05:02	0-1	0-1	0-0	1	0	1	1	0	0	0	0	0	0	0	-9
Team							2	0	2			0		0				
Totals				26-59	9-24	20-27	11	21	32	13	23	81	11	11	9	3	1	14

Technical Fouls::NONE

Dead Ball Rebounds: 4, 1

Shooting By Period		
1st FG%	7-13	53.8%
3PT%	2-6	33.3%
FT%	6-10	60%
2nd FG%	7-17	41.2%
3PT%	3-9	33.3%
FT%	2-2	100%
3rd FG%	6-12	50.0%
3PT%	2-5	40.0%
FT%	7-8	87.5%
4th FG%	6-17	35.3%
3PT%	2-4	50.0%
FT%	5-7	71.4%
GM FG%	26-59	44.1%
3PT%	9-24	37.5%
FT%	20-27	74.1%

	UCA	ARK
Biggest lead	0 (1st 10:00)	20 (2nd 2:59)
Best Scoring Run	12(2nd 0:35)	9(1st 5:42)
Lead Changes	0	
Times Tied	1	
Time with Lead	00:00	38:57

Points from	UCA	ARK
Turnovers	12	20
Paint	24	24
Second Chance	9	14
Fast Breaks	9	9
Bench	25	6

Period by Period Scoring	1st	2nd	3rd	4th	TOT
UCA	12	21	10	24	67
ARK	22	19	21	19	81

Official Basketball Box Score - Final
Wisconsin at Arkansas
11/24/23 Suncoast Credit Union Arena, Fort Myers, Fla.
2023-24 Women's Basketball

Game Time: 2:00 PM
Game Duration: 1:47
Attendance: 654

Officials: Talisa Green, Eric Baker, Ashlee Goode

Wisconsin - 62 **Record: 3-2**

NO.	Name		Min	FG M-A	3P M-A	FT M-A	Rebounds OR	DR	TOT	Fouls PF	FD	TP	AS	TO	ST	Blocks BS	BA	+/-
25	Serah Williams	F	36:13	2-7	0-2	5-7	1	8	9	1	6	9	1	5	1	1	2	-6
3	Brooke Schramek	G	25:49	2-8	1-4	1-2	0	2	2	4	1	6	2	3	0	0	2	-2
13	Ronnie Porter	G	38:40	3-15	2-5	0-0	2	8	10	3	1	8	1	2	5	1	1	-6
23	D'Yanis Jimenez	G	34:13	6-10	2-2	3-4	0	4	4	2	4	17	2	3	1	0	0	6
24	Natalie Leuzinger	G	22:16	4-6	1-2	0-0	1	1	2	5	0	9	0	1	0	0	0	-4
15	Sania Copeland		32:06	4-8	3-6	0-0	0	3	3	2	2	11	5	3	0	0	1	-8
11	Ana Guillen		09:47	1-2	0-1	0-0	0	0	0	1	0	2	1	0	0	1	0	3
12	Tessa Grady		00:56	0-0	0-0	0-0	0	1	1	0	0	0	0	1	0	0	0	2
Team							2	7	9			0		0				
Totals				22-56	9-22	9-13	6	34	40	18	14	62	12	18	7	3	6	-3

Technical Fouls::NONE

Shooting By Period		
1st FG%	6-16	37.5%
3PT%	5-7	71.4%
FT%	1-2	50%
2nd FG%	6-14	42.9%
3PT%	2-5	40.0%
FT%	0-0	0%
3rd FG%	6-17	35.3%
3PT%	1-5	20.0%
FT%	1-1	100%
4th FG%	4-9	44.4%
3PT%	1-5	20.0%
FT%	7-10	70%
GM FG%	22-56	39.3%
3PT%	9-22	40.9%
FT%	9-13	69.2%

Dead Ball Rebounds: 1, 0

Arkansas - 65 **Record: 6-0**

NO.	Name		Min	FG M-A	3P M-A	FT M-A	Rebounds OR	DR	TOT	Fouls PF	FD	TP	AS	TO	ST	Blocks BS	BA	+/-
30	Maryam Dauda	F	31:20	2-4	0-1	0-0	6	5	11	4	0	4	3	2	2	3	0	8
0	Taliah Scott	G	37:56	6-20	4-12	2-2	0	5	5	1	2	18	1	1	1	0	0	3
2	Samara Spencer	G	35:15	3-17	3-11	4-6	1	5	6	1	5	13	2	3	2	1	0	-2
4	Saylor Poffenbarger	G	32:28	2-8	0-4	0-4	3	7	10	1	3	4	2	1	3	1	1	7
43	Makayla Daniels	G	38:22	7-15	5-10	3-6	4	4	8	3	5	22	3	4	2	1	1	4
13	Sasha Goforth		06:42	0-4	0-2	0-0	0	0	0	1	1	0	0	1	0	0	1	-4
55	Emrie Ellis		09:30	0-0	0-0	0-0	1	0	1	2	1	0	0	0	0	0	0	-5
23	Carly Keats		08:27	1-2	0-1	2-2	1	1	2	1	1	4	0	0	0	0	0	4
Team							3	4	7			0		2				
Totals				21-70	12-41	11-20	19	31	50	14	18	65	11	14	10	6	3	3

Technical Fouls::NONE

Shooting By Period		
1st FG%	4-20	20.0%
3PT%	4-15	26.7%
FT%	0-2	0%
2nd FG%	5-20	25.0%
3PT%	2-9	22.2%
FT%	1-2	50%
3rd FG%	7-20	35.0%
3PT%	3-11	27.3%
FT%	4-6	66.7%
4th FG%	5-10	50.0%
3PT%	3-6	50.0%
FT%	6-10	60%
GM FG%	21-70	30.0%
3PT%	12-41	29.3%
FT%	11-20	55.0%

Dead Ball Rebounds: 5, 0

	Wisc	Ark
Biggest lead	10 (3rd 9:40)	11 (4th 4:46)
Best Scoring Run	14(2nd 0:53)	11(2nd 4:15)
Lead Changes	5	
Times Tied	6	
Time with Lead	19:55	13:26

Points from	Wisc	Ark
Turnovers	4	15
Paint	24	12
Second Chance	9	19
Fast Breaks	18	14
Bench	13	4

Period by Period Scoring	1st	2nd	3rd	4th	TOT
Wisc	18	14	14	16	62
Ark	12	13	21	19	65

Official Basketball Box Score - Final
Marquette at Arkansas
11/25/23 Suncoast Credit Union Arena, Fort Myers, Fla.
2023-24 Women's Basketball

Game Time: 5:00 PM
Game Duration: 1:34
Attendance: 227

Officials: Jody Cantrell, Royce Blevins, Cara Seggie

Marquette - 74 **Record: 6-0**

NO.	Name		Min	FG M-A	3P M-A	FT M-A	Rebounds OR	DR	TOT	Fouls PF	FD	TP	AS	TO	ST	Blocks BS	BA	+/-
20	Frannie Hottinger	F	30:20	6-9	0-1	0-0	4	8	12	1	2	12	1	2	2	2	1	15
32	Liza Karlen	F	25:39	9-16	0-2	2-3	3	6	9	1	5	20	0	1	0	1	1	13
3	Rose Nkumu	G	31:15	5-7	2-3	2-2	0	1	1	2	4	14	7	0	3	0	0	15
12	Mackenzie Hare	G	26:51	3-11	1-6	2-2	0	5	5	3	1	9	1	2	0	0	3	15
23	Jordan King	G	21:17	4-12	1-5	0-0	0	2	2	3	2	9	1	2	0	0	0	16
11	Skylar Forbes		21:41	0-1	0-0	2-2	1	2	3	0	1	2	0	0	1	0	0	7
1	Lee Volker		22:23	1-5	0-1	2-2	1	2	3	1	1	4	2	1	2	0	1	12
4	Abbey Cracknell		12:23	2-3	0-1	0-0	0	3	3	2	0	4	1	0	1	0	0	-8
2	Bridget Utberg		08:11	0-1	0-0	0-0	0	0	0	0	0	0	1	0	0	0	0	-5
Team							2	1	3			0		0				
Totals				30-65	4-19	10-11	11	30	41	13	16	74	14	8	9	3	6	16

Technical Fouls::NONE

Dead Ball Rebounds: 1, 0

Shooting By Period		
1st FG%	10-19	52.6%
3PT%	1-5	20.0%
FT%	2-2	100%
2nd FG%	9-14	64.3%
3PT%	2-3	66.7%
FT%	3-4	75%
3rd FG%	6-18	33.3%
3PT%	0-5	0.0%
FT%	5-5	100%
4th FG%	5-14	35.7%
3PT%	1-6	16.7%
FT%	0-0	0%
GM FG%	30-65	46.2%
3PT%	4-19	21.1%
FT%	10-11	90.9%

Arkansas - 58 **Record: 6-1**

NO.	Name		Min	FG M-A	3P M-A	FT M-A	Rebounds OR	DR	TOT	Fouls PF	FD	TP	AS	TO	ST	Blocks BS	BA	+/-
30	Maryam Dauda	F	19:42	0-1	0-1	2-2	0	4	4	2	1	2	1	0	0	1	0	0
0	Taliah Scott	G	35:09	6-14	2-7	7-8	0	3	3	3	4	21	0	2	0	0	0	-18
2	Samara Spencer	G	32:44	2-8	1-3	3-5	0	2	2	1	4	8	3	3	1	2	1	-13
4	Saylor Poffenbarger	G	23:55	5-11	3-7	0-0	1	6	7	1	0	13	2	1	0	2	1	-9
43	Makayla Daniels	G	28:49	1-5	1-2	0-0	2	3	5	4	2	3	6	4	1	0	0	-14
13	Sasha Goforth		14:16	0-5	0-1	0-0	0	2	2	2	0	0	0	0	0	1	1	-12
55	Emrie Ellis		11:16	0-1	0-0	0-0	0	0	0	2	1	0	0	0	0	0	0	-21
23	Carly Keats		15:47	3-6	3-5	0-0	0	0	0	1	0	9	0	2	0	0	0	-16
10	Cristina Sánchez Cerqueira		09:02	1-3	0-1	0-0	1	0	1	0	1	2	0	3	0	0	0	5
34	Jenna Lawrence		05:11	0-0	0-0	0-0	0	0	0	0	0	0	0	0	0	0	0	10
20	Karley Johnson		04:09	0-0	0-0	0-0	0	2	2	0	0	0	0	0	1	0	0	8
Team							4	2	6			0		0				
Totals				18-54	10-27	12-15	8	24	32	16	13	58	12	15	3	6	3	-16

Technical Fouls::NONE

Dead Ball Rebounds: 1, 0

Shooting By Period		
1st FG%	3-15	20.0%
3PT%	3-9	33.3%
FT%	2-4	50%
2nd FG%	5-13	38.5%
3PT%	3-8	37.5%
FT%	3-3	100%
3rd FG%	5-14	35.7%
3PT%	3-6	50.0%
FT%	0-0	0%
4th FG%	5-12	41.7%
3PT%	1-4	25.0%
FT%	7-8	87.5%
GM FG%	18-54	33.3%
3PT%	10-27	37.0%
FT%	12-15	80.0%

	Marq	Ark
Biggest lead	28 (4th 6:26)	0 (1st 10:00)
Best Scoring Run	10(1st 6:09)	8(3rd 6:41)
Lead Changes	0	
Times Tied	0	
Time with Lead	39:15	00:00

Points from	Marq	Ark
Turnovers	18	12
Paint	36	14
Second Chance	9	6
Fast Breaks	15	16
Bench	10	11

Period by Period Scoring	1st	2nd	3rd	4th	TOT
Marq	23	23	17	11	74
Ark	11	16	13	18	58

Official Basketball Box Score - Final
Arkansas at Florida State
11/30/23 Donald L. Tucker Center, Tallahassee
2023-24 Women's Basketball

Game Time: 7:00 PM
Game Duration: 1:45
Attendance: 2,216

Officials: Pualani Spurlock-Welsh, Maj Forsberg, Bruce Morris

Arkansas - 71 **Record: 7-1**

NO.	Name		Min	FG M-A	3P M-A	FT M-A	Rebounds OR	DR	TOT	Fouls PF	FD	TP	AS	TO	ST	Blocks BS	BA	+/-
30	Maryam Dauda	F	29:23	3-9	0-3	0-1	2	4	6	4	2	6	0	0	0	2	0	10
0	Taliah Scott	G	33:56	8-21	4-13	4-4	0	4	4	2	5	24	2	2	0	0	1	10
2	Samara Spencer	G	37:34	5-15	3-7	2-2	0	1	1	1	4	15	6	2	0	0	2	8
4	Saylor Poffenbarger	G	37:43	4-18	4-12	1-2	4	19	23	2	2	13	2	1	2	3	1	11
43	Makayla Daniels	G	34:00	4-10	1-3	1-2	2	4	6	2	1	10	2	1	2	0	2	15
23	Carly Keats		15:17	1-5	1-3	0-0	0	1	1	1	0	3	0	2	0	1	1	11
55	Emrie Ellis		12:07	0-1	0-0	0-0	0	2	2	1	0	0	0	1	0	3	0	0
Team							7	1	8			0		0				
Totals				25-79	13-41	8-11	15	36	51	13	14	71	12	9	4	9	7	13

Technical Fouls::NONE

Dead Ball Rebounds: 3, 0

Shooting By Period		
1st FG%	4-20	20.0%
3PT%	1-10	10.0%
FT%	2-2	100%
2nd FG%	5-18	27.8%
3PT%	4-13	30.8%
FT%	3-4	75%
3rd FG%	9-23	39.1%
3PT%	5-11	45.5%
FT%	1-2	50%
4th FG%	7-18	38.9%
3PT%	3-7	42.9%
FT%	2-3	66.7%
GM FG%	25-79	31.6%
3PT%	13-41	31.7%
FT%	8-11	72.7%

Florida State - 58 **Record: 5-2**

NO.	Name		Min	FG M-A	3P M-A	FT M-A	Rebounds OR	DR	TOT	Fouls PF	FD	TP	AS	TO	ST	Blocks BS	BA	+/-
21	Makayla Timpson	F	29:58	5-10	0-0	2-4	2	10	12	1	3	12	0	1	2	4	1	-6
00	Ta'Niya Latson	G	33:35	5-12	0-3	4-6	0	6	6	1	3	14	5	4	2	0	1	-11
2	Alexis Tucker	G	24:52	1-7	1-3	0-0	0	5	5	5	2	3	1	2	0	0	1	-5
3	O'Mariah Gordon	G	25:31	5-15	3-5	3-3	4	4	8	3	3	16	2	2	0	2	4	3
4	Sara Bejedi	G	19:19	0-8	0-5	2-2	0	2	2	2	2	2	2	2	2	0	0	-20
24	Amaya Bonner		28:47	1-7	1-3	0-0	1	2	3	1	0	3	1	3	0	0	1	0
1	Brianna Turnage		15:08	0-3	0-1	0-0	3	4	7	1	0	0	0	0	0	0	1	-8
22	Sakyia White		10:02	1-1	0-0	1-2	1	3	4	0	0	3	0	0	0	0	0	-7
13	Carla Viegas		12:48	2-7	1-5	0-0	0	2	2	0	0	5	0	0	0	1	0	-11
Team							5	1	6			0		0				
Totals				20-70	6-25	12-17	16	39	55	14	13	58	11	14	6	7	9	-13

Technical Fouls::NONE

Dead Ball Rebounds: 3, 0

Shooting By Period		
1st FG%	5-25	20.0%
3PT%	2-8	25.0%
FT%	1-2	50%
2nd FG%	5-15	33.3%
3PT%	0-5	0.0%
FT%	3-4	75%
3rd FG%	2-16	12.5%
3PT%	0-5	0.0%
FT%	2-2	100%
4th FG%	8-14	57.1%
3PT%	4-7	57.1%
FT%	6-9	66.7%
GM FG%	20-70	28.6%
3PT%	6-25	24.0%
FT%	12-17	70.6%

	ARK	FSU
Biggest lead	23 (4th 8:36)	8 (2nd 3:40)
Best Scoring Run	14(3rd 8:43)	8(4th 5:37)
Lead Changes	7	
Times Tied	3	
Time with Lead	21:34	16:32

Points from	ARK	FSU
Turnovers	14	7
Paint	20	24
Second Chance	7	5
Fast Breaks	9	7
Bench	3	11

Period by Period Scoring	1st	2nd	3rd	4th	TOT
ARK	11	17	24	19	71
FSU	13	13	6	26	58

2023-24 BOX SCORES

Official Basketball Box Score - Final
UCLA at Arkansas
12/03/23 Bud Walton Arena, Fayetteville
2023-24 Women's Basketball

Game Time: 2:00 PM
Game Duration: 1:45
Attendance: 4,261

Officials: Michael McConnell, Angelica Suftren, Ifeyinwa Seales

UCLA - 81 **Record: 7-0**

NO.	Name		Min	FG M-A	3P M-A	FT M-A	Rebounds OR	DR	TOT	Fouls PF	FD	TP	AS	TO	ST	Blocks BS	BA	+/-
32	Angela Dugalić	F	22:41	4-11	1-4	0-0	6	3	9	3	1	9	5	5	1	1	1	7
51	Lauren Betts	C	24:48	9-9	0-0	2-3	4	6	10	1	3	20	0	3	0	2	0	24
1	Kiki Rice	G	33:59	5-11	2-5	0-0	0	8	8	2	2	12	5	4	2	2	1	14
20	Charisma Osborne	G	33:16	2-7	2-6	2-2	0	8	8	3	0	8	6	4	0	0	0	14
35	Camryn Brown	G	14:60	1-1	0-0	2-2	0	0	0	2	1	4	1	0	0	2	0	4
23	Gabriela Jaquez		29:02	3-10	1-3	3-4	3	8	11	4	2	10	1	2	2	0	3	13
3	Londynn Jones		22:07	4-14	2-8	2-2	0	2	2	3	3	12	0	1	1	0	1	3
22	Christeen Iwuala		13:02	3-6	0-0	0-0	3	0	3	0	2	6	2	0	0	0	0	2
33	Amanda Muse		04:36	0-0	0-0	0-0	0	0	0	0	0	0	1	0	0	0	0	-3
43	Izzy Anstey		01:29	0-0	0-0	0-0	0	1	1	0	0	0	0	0	1	0	0	-3
Team							3	1	4			0		2				
Totals				31-69	8-26	11-13	19	37	56	18	14	81	20	22	7	7	6	15

Technical Fouls:NONE

Shooting By Period		
1st FG%	9-22	40.9%
3PT%	2-9	22.2%
FT%	0-0	0%
2nd FG%	11-16	68.8%
3PT%	3-6	50.0%
FT%	5-5	100%
3rd FG%	7-16	43.8%
3PT%	2-7	28.6%
FT%	6-8	75%
4th FG%	4-15	26.7%
3PT%	1-4	25.0%
FT%	0-0	0%
GM FG%	31-69	44.9%
3PT%	8-26	30.8%
FT%	11-13	84.6%

Dead Ball Rebounds: 1, 1

Arkansas - 66 **Record: 7-2**

NO.	Name		Min	FG M-A	3P M-A	FT M-A	Rebounds OR	DR	TOT	Fouls PF	FD	TP	AS	TO	ST	Blocks BS	BA	+/-
30	Maryam Dauda	F	28:50	5-9	2-3	2-2	1	1	2	3	1	14	2	0	1	2	0	-9
0	Taliah Scott	G	38:55	6-21	3-7	8-9	0	2	2	1	7	23	1	4	1	0	4	-12
2	Samara Spencer	G	21:41	1-4	0-0	0-0	0	2	2	3	2	2	1	2	3	0	1	-20
4	Saylor Poffenbarger	G	28:23	5-13	2-4	0-0	1	6	7	0	2	12	0	2	1	1	0	-22
43	Makayla Daniels	G	33:00	3-10	1-5	3-6	1	2	3	3	5	10	2	1	3	0	0	-12
23	Carly Keats		26:24	0-6	0-4	2-2	0	1	1	1	1	2	1	0	0	0	1	-1
55	Emrie Ellis		11:29	1-1	1-1	0-0	0	1	1	1	0	3	0	0	0	2	0	-5
10	Cristina Sánchez Cerqueira		03:39	0-0	0-0	0-0	0	1	1	2	0	0	0	0	0	0	0	-4
34	Jenna Lawrence		07:39	0-0	0-0	0-0	0	0	0	0	0	0	0	1	2	1	0	10
Team							5	2	7			0		2				
Totals				21-64	9-24	15-19	8	18	26	15	18	66	7	12	11	6	7	-15

Technical Fouls: Coach 2nd 7:41

Shooting By Period		
1st FG%	6-17	35.3%
3PT%	2-5	40.0%
FT%	0-0	0%
2nd FG%	7-18	38.9%
3PT%	4-8	50.0%
FT%	1-2	50%
3rd FG%	3-15	20.0%
3PT%	0-4	0.0%
FT%	5-6	83.3%
4th FG%	5-14	35.7%
3PT%	3-7	42.9%
FT%	9-11	81.8%
GM FG%	21-64	32.8%
3PT%	9-24	37.5%
FT%	15-19	78.9%

Dead Ball Rebounds: 1, 2

	UCLA	ARK
Biggest lead	30 (3rd 0:35)	6 (1st 8:39)
Best Scoring Run	15(2nd 4:56)	15(4th 4:00)
Lead Changes	1	
Times Tied	0	
Time with Lead	35:59	03:31

Points from	UCLA	ARK
Turnovers	20	13
Paint	40	22
Second Chance	20	10
Fast Breaks	19	7
Bench	28	5

Period by Period Scoring	1st	2nd	3rd	4th	TOT
UCLA	20	30	22	9	81
ARK	14	19	11	22	66

Official Basketball Box Score - Final
Louisiana Tech at Arkansas
12/07/23 Bud Walton Arena, Fayetteville
2023-24 Women's Basketball

Game Time: 7:00 PM
Game Duration: 1:40
Attendance: 2,599

Officials: Kevin Pethtel, Denise Brooks, Katie Lukanich

Louisiana Tech - 60 **Record: 2-7**

NO.	Name		Min	FG M-A	3P M-A	FT M-A	Rebounds OR	DR	TOT	Fouls PF	FD	TP	AS	TO	ST	Blocks BS	BA	+/-
32	Kate Thompson	F	19:08	2-3	1-1	1-2	2	2	4	4	1	6	0	1	2	1	0	-12
44	Anna Larr Roberson	F	22:49	3-7	0-1	0-0	2	6	8	1	1	6	0	3	1	0	0	-26
10	Salma Bates	G	27:26	5-16	1-5	0-1	1	2	3	2	3	11	0	3	1	0	1	-28
22	Jianna Morris	G	21:39	4-12	0-2	0-0	0	1	1	2	0	8	0	1	1	0	1	-40
23	Silvia Nativi	G	22:06	1-5	0-3	2-3	1	4	5	1	2	4	2	2	1	0	0	-11
3	Robyn Lee		23:40	7-11	0-1	1-2	1	4	5	2	2	15	2	2	1	0	0	-13
34	Ayen Angoi		13:21	0-1	0-0	0-0	0	2	2	0	0	0	0	1	0	0	0	-23
0	Evie Goetz		15:45	0-2	0-1	0-0	2	1	3	3	0	0	3	0	1	1	0	-16
1	Autumn Smith		18:02	0-7	0-4	3-4	0	2	2	1	1	3	2	2	1	0	0	-9
45	Anja Bukvic		16:04	3-5	1-2	0-0	0	1	1	1	0	7	1	3	0	0	0	-22
Team							1	1	2			0		0				
Totals				25-69	3-20	7-12	10	26	36	17	10	60	10	18	9	2	2	-40

Technical Fouls:NONE

Shooting By Period		
1st FG%	5-16	31.3%
3PT%	1-4	25.0%
FT%	1-3	33.3%
2nd FG%	6-16	37.5%
3PT%	0-4	0.0%
FT%	0-1	0%
3rd FG%	8-21	38.1%
3PT%	1-5	20.0%
FT%	0-0	0%
4th FG%	6-16	37.5%
3PT%	1-7	14.3%
FT%	6-8	75%
GM FG%	25-69	36.2%
3PT%	3-20	15.0%
FT%	7-12	58.3%

Dead Ball Rebounds: 3, 0

Arkansas - 100 **Record: 8-2**

NO.	Name		Min	FG M-A	3P M-A	FT M-A	Rebounds OR	DR	TOT	Fouls PF	FD	TP	AS	TO	ST	Blocks BS	BA	+/-
30	Maryam Dauda	F	17:35	3-4	0-0	3-4	1	2	3	1	2	9	0	1	0	2	0	29
0	Taliah Scott	G	31:00	12-16	5-8	0-4	0	2	2	1	3	29	1	3	1	0	0	40
2	Samara Spencer	G	29:24	7-12	3-8	3-6	1	7	8	0	4	20	6	3	2	0	0	38
4	Saylor Poffenbarger	G	21:33	5-11	2-3	0-0	2	9	11	0	0	12	2	2	5	0	0	29
43	Makayla Daniels	G	25:52	3-4	1-2	5-6	0	6	6	0	5	12	7	1	3	0	0	36
23	Carly Keats		22:02	3-9	2-5	0-0	0	2	2	0	0	8	1	0	1	0	0	14
55	Emrie Ellis		11:29	0-1	0-0	0-0	0	1	1	1	0	0	1	1	0	0	1	10
34	Jenna Lawrence		11:59	3-4	1-2	3-4	0	1	1	3	2	10	0	0	0	0	0	6
10	Cristina Sánchez Cerqueira		10:56	0-1	0-0	0-0	0	2	2	2	0	0	0	0	0	0	0	0
20	Karley Johnson		12:57	0-2	0-0	0-2	1	1	2	2	1	0	1	0	1	0	1	1
51	Bea Franklin		05:13	0-1	0-0	0-0	1	0	1	0	0	0	0	0	0	0	0	-4
Team							1	2	3			0		0				
Totals				36-65	14-28	14-26	7	35	42	11	17	100	19	11	13	2	2	40

Technical Fouls: Bench 4th 5:13

Shooting By Period		
1st FG%	10-17	58.8%
3PT%	6-10	60.0%
FT%	1-3	33.3%
2nd FG%	10-16	62.5%
3PT%	3-5	60.0%
FT%	1-2	50%
3rd FG%	8-15	53.3%
3PT%	2-6	33.3%
FT%	8-14	57.1%
4th FG%	8-17	47.1%
3PT%	3-7	42.9%
FT%	4-7	57.1%
GM FG%	36-65	55.4%
3PT%	14-28	50.0%
FT%	14-26	53.8%

Dead Ball Rebounds: 8, 1

	LATECH	ARK
Biggest lead	0 (1st 10:00)	44 (4th 6:44)
Best Scoring Run	7(3rd 7:25)	22(4th 9:04)
Lead Changes	0	
Times Tied	0	
Time with Lead	00:00	39:41

Points from	LATECH	ARK
Turnovers	8	13
Paint	28	42
Second Chance	1	12
Fast Breaks	9	17
Bench	25	18

Period by Period Scoring	1st	2nd	3rd	4th	TOT
LATECH	12	12	17	19	60
ARK	27	24	26	23	100

Official Basketball Box Score - Final
Ark.-Pine Bluff at Arkansas
12/10/23 Bud Walton Arena, Fayetteville
2023-24 Women's Basketball

Game Time: 1:00 PM
Game Duration: 1:53
Attendance: 3,330

Officials: Brian Hall, Brenda Pantoja, Cori Chambers

Ark.-Pine Bluff - 74 **Record: 4-7**

NO.	Name		Min	FG M-A	3P M-A	FT M-A	Rebounds OR	DR	TOT	Fouls PF	FD	TP	AS	TO	ST	Blocks BS	BA	+/-
23	Maori Davenport	C	25:51	2-4	0-0	2-2	6	4	10	3	1	6	0	5	1	1	1	0
00	Zaay Green	G	34:48	8-22	2-2	3-3	5	4	9	3	3	21	4	3	3	0	4	3
5	Jelissa Reese	G	25:11	3-6	0-0	1-2	4	1	5	4	3	7	3	2	3	0	0	-7
15	Coriah Beck	G	38:17	6-21	2-8	1-1	0	5	5	3	1	15	3	0	1	2	0	5
25	Kaila Walker	G	26:39	0-4	0-2	3-3	0	0	0	3	1	3	1	2	0	0	0	-1
54	Maya Peat		12:07	2-6	0-0	0-2	3	3	6	1	2	4	0	1	1	1	2	4
3	Demetria Shephard		21:23	4-11	4-9	0-0	1	5	6	2	2	12	0	1	0	1	1	15
4	Kourtney Rittenberry		13:39	2-3	0-0	0-2	2	4	6	1	3	4	0	0	1	1	0	1
14	Azaria Robinson		02:05	1-1	0-0	0-0	0	0	0	0	0	2	0	0	0	0	0	0
Team							1	4	5			0		1				
Totals				28-78	8-21	10-15	22	30	52	20	16	74	11	15	10	6	8	4

Technical Fouls:NONE

Shooting By Period		
1st FG%	5-26	19.2%
3PT%	1-6	16.7%
FT%	3-3	100%
2nd FG%	6-17	35.3%
3PT%	1-3	33.3%
FT%	5-5	100%
3rd FG%	11-20	55.0%
3PT%	4-7	57.1%
FT%	2-5	40%
4th FG%	6-15	40.0%
3PT%	2-5	40.0%
FT%	0-2	0%
GM FG%	28-78	35.9%
3PT%	8-21	38.1%
FT%	10-15	66.7%

Dead Ball Rebounds: 3, 0

Arkansas - 70 **Record: 8-3**

NO.	Name		Min	FG M-A	3P M-A	FT M-A	Rebounds OR	DR	TOT	Fouls PF	FD	TP	AS	TO	ST	Blocks BS	BA	+/-
30	Maryam Dauda	F	29:42	2-7	0-1	2-2	2	2	4	3	2	6	0	3	0	3	0	7
0	Taliah Scott	G	40:00	9-20	6-14	7-8	2	4	6	3	6	31	2	7	0	0	1	-4
2	Samara Spencer	G	33:05	1-11	1-4	1-2	1	7	8	5	3	4	1	2	2	0	3	-17
4	Saylor Poffenbarger	G	39:09	4-15	4-9	1-2	2	8	10	2	2	13	3	2	2	5	1	-9
43	Makayla Daniels	G	39:05	6-9	2-4	2-4	0	4	4	1	7	16	4	2	3	0	1	-2
10	Cristina Sánchez Cerqueira		05:59	0-0	0-0	0-0	0	1	1	2	0	0	0	0	0	0	0	1
23	Carly Keats		12:60	0-2	0-2	0-0	0	0	0	0	0	0	1	0	0	0	0	4
Team							2	2	4			0		1				
Totals				22-64	13-34	13-18	9	28	37	16	20	70	11	17	7	8	6	-4

Technical Fouls:NONE

Shooting By Period		
1st FG%	4-17	23.5%
3PT%	2-6	33.3%
FT%	5-6	83.3%
2nd FG%	9-13	69.2%
3PT%	7-8	87.5%
FT%	2-2	100%
3rd FG%	6-18	33.3%
3PT%	2-10	20.0%
FT%	5-8	62.5%
4th FG%	3-16	18.8%
3PT%	2-10	20.0%
FT%	1-2	50%
GM FG%	22-64	34.4%
3PT%	13-34	38.2%
FT%	13-18	72.2%

Dead Ball Rebounds: 8, 2

	UAPB	ARK
Biggest lead	4 (4th 4:46)	12 (2nd 2:25)
Best Scoring Run	7(3rd 1:22)	9(2nd 3:10)
Lead Changes	8	
Times Tied	5	
Time with Lead	10:32	23:20

Points from	UAPB	ARK
Turnovers	18	12
Paint	36	18
Second Chance	25	11
Fast Breaks	15	15
Bench	22	0

Period by Period Scoring	1st	2nd	3rd	4th	TOT
UAPB	14	18	28	14	74
ARK	15	27	19	9	70

Official Basketball Box Score - Final
Samford at Arkansas
12/16/23 Simmons Bank Arena, North Little Rock
2023-24 Women's Basketball

Game Time: 12:30 PM
Game Duration: 1:53
Attendance: 2,513

Officials: Joseph Vaszily, Kristen Bell, Royce Blevins

Samford - 54 **Record: 7-4**

NO.	Name		Min	FG M-A	3P M-A	FT M-A	Rebounds OR	DR	TOT	Fouls PF	FD	TP	AS	TO	ST	Blocks BS	BA	+/-
44	Emily Bowman	C	25:48	5-6	0-0	0-1	1	2	3	4	1	10	0	3	0	2	0	-5
1	Lexie Pritchard	G	24:28	4-13	2-5	0-0	1	4	5	4	2	10	2	6	2	1	1	-5
3	Masyn Marchbanks	G	34:15	3-13	2-6	2-2	0	5	5	3	2	10	3	3	1	0	1	-15
5	Carly Heidger	G	29:26	0-3	0-2	2-2	0	5	5	2	1	2	3	4	0	0	1	-10
12	Sadie Stetson	G	38:08	8-11	6-8	0-0	1	3	4	1	0	22	2	1	0	0	0	-14
4	Kennedy Langham		23:09	0-3	0-0	0-4	3	1	4	4	4	0	0	1	2	0	1	-8
32	Kiersten Nelson		17:50	0-2	0-0	0-0	0	4	4	1	1	0	0	1	1	0	0	-1
20	Alyssa Tarpley		06:57	0-1	0-1	0-0	0	0	0	2	0	0	0	1	0	0	0	-12
Team							2	2	4			0		1				
Totals				20-52	10-22	4-9	8	26	34	21	11	54	10	21	6	3	4	-14

Technical Fouls:NONE

Shooting By Period		
1st FG%	4-9	44.4%
3PT%	3-6	50.0%
FT%	0-0	0%
2nd FG%	3-16	18.8%
3PT%	2-8	25.0%
FT%	2-4	50%
3rd FG%	6-11	54.5%
3PT%	2-3	66.7%
FT%	0-3	0%
4th FG%	7-16	43.8%
3PT%	3-5	60.0%
FT%	2-2	100%
GM FG%	20-52	38.5%
3PT%	10-22	45.5%
FT%	4-9	44.4%

Dead Ball Rebounds: 2, 0

Arkansas - 68 **Record: 9-3**

NO.	Name		Min	FG M-A	3P M-A	FT M-A	Rebounds OR	DR	TOT	Fouls PF	FD	TP	AS	TO	ST	Blocks BS	BA	+/-
30	Maryam Dauda	F	36:46	2-5	1-2	6-6	5	4	9	2	4	11	0	4	1	3	1	16
0	Taliah Scott	G	36:54	2-12	0-5	5-9	0	0	0	2	4	9	2	3	1	1	1	11
2	Samara Spencer	G	35:18	7-12	0-2	6-8	0	5	5	1	7	20	4	1	0	0	0	17
4	Saylor Poffenbarger	G	31:23	0-5	0-4	2-3	3	10	13	2	3	2	1	2	1	0	1	16
43	Makayla Daniels	G	34:33	5-13	3-8	1-3	1	2	3	3	3	14	2	5	3	0	0	5
10	Cristina Sánchez Cerqueira		03:14	1-1	0-0	0-0	0	1	1	0	0	2	0	0	0	0	0	-2
23	Carly Keats		13:15	3-6	1-3	0-0	0	0	0	1	0	7	0	0	0	0	0	9
34	Jenna Lawrence		08:37	1-2	1-2	0-0	2	3	5	0	0	3	0	0	0	0	0	-2
Team							0	2	2			0		0				
Totals				21-56	6-26	20-29	11	27	38	11	21	68	9	15	6	4	3	14

Technical Fouls:NONE

Shooting By Period		
1st FG%	4-14	28.6%
3PT%	2-7	28.6%
FT%	3-4	75%
2nd FG%	6-16	37.5%
3PT%	1-4	25.0%
FT%	3-6	50%
3rd FG%	5-16	31.3%
3PT%	1-9	11.1%
FT%	9-12	75%
4th FG%	6-10	60.0%
3PT%	2-6	33.3%
FT%	5-7	71.4%
GM FG%	21-56	37.5%
3PT%	6-26	23.1%
FT%	20-29	69.0%

Dead Ball Rebounds: 7, 0

	SAM	ARK
Biggest lead	3 (2nd 5:47)	17 (4th 0:31)
Best Scoring Run	6(3rd 3:01)	10(2nd 0:03)
Lead Changes	2	
Times Tied	4	
Time with Lead	03:20	33:20

Points from	SAM	ARK
Turnovers	19	16
Paint	12	28
Second Chance	4	12
Fast Breaks	10	7
Bench	0	12

Period by Period Scoring	1st	2nd	3rd	4th	TOT
SAM	11	10	14	19	54
ARK	13	16	20	19	68

Game Notes:3Q 0:35.8 Intentional Foul #3 Samford ♦

2023-24 BOX SCORES

Official Basketball Box Score - Final

Arkansas at Illinois

12/20/23 Student Life Center, Keiser University, West Palm Beach

2023-24 Women's Basketball

Game Time: 11:00 AM
Game Duration: 1:47

Officials: Bruce Morris, Natosha Harris, Jeff Cross

Arkansas - 60 **Record: 10-3**

NO.	Name		Min	FG M-A	3P M-A	FT M-A	Rebounds OR	DR	TOT	Fouls PF	FD	TP	AS	TO	ST	Blocks BS	BA	+/-
30	Maryam Dauda	F	26:03	4-5	0-0	1-2	1	3	4	4	1	9	0	3	0	2	0	15
0	Taliah Scott	G	37:55	7-15	1-6	2-2	1	0	1	3	5	17	1	3	0	0	1	1
2	Samara Spencer	G	35:15	7-19	2-7	1-4	0	4	4	2	2	17	1	4	1	0	1	-1
4	Saylor Poffenbarger	G	37:09	2-7	1-4	3-5	5	14	19	3	4	8	2	0	1	2	1	-3
43	Makayla Daniels	G	36:24	2-7	0-5	1-2	1	2	3	2	3	5	4	0	1	0	0	1
10	Cristina Sánchez Cerqueira		04:03	0-2	0-0	0-0	0	0	0	1	0	0	0	0	0	0	0	-4
23	Carly Keats		10:25	1-2	0-1	0-1	0	0	0	0	1	2	0	0	0	0	0	2
34	Jenna Lawrence		12:45	1-1	0-0	0-0	0	2	2	1	2	2	0	0	1	1	0	-6
Team							0	1	1			0		1				
Totals				24-58	4-23	8-16	8	26	34	16	18	60	8	11	4	5	3	1

Technical Fouls::NONE

Shooting By Period		
1st FG%	8-18	44.4%
3PT%	1-4	25.0%
FT%	0-1	0%
2nd FG%	5-13	38.5%
3PT%	0-5	0.0%
FT%	4-6	66.7%
3rd FG%	7-14	50.0%
3PT%	3-8	37.5%
FT%	0-1	0%
4th FG%	4-13	30.8%
3PT%	0-6	0.0%
FT%	4-8	50%
GM FG%	24-58	41.4%
3PT%	4-23	17.4%
FT%	8-16	50.0%

Dead Ball Rebounds: 4, 1

Illinois - 59 **Record: 5-5**

NO.	Name		Min	FG M-A	3P M-A	FT M-A	Rebounds OR	DR	TOT	Fouls PF	FD	TP	AS	TO	ST	Blocks BS	BA	+/-
23	Brynn Shoup-Hill	F	12:17	1-2	0-0	0-0	1	2	3	0	0	2	0	0	0	1	0	8
44	Kendall Bostic	F	34:51	7-11	0-1	1-1	3	7	10	2	1	15	1	1	2	1	1	4
1	Genesis Bryant	G	39:33	6-15	0-0	0-0	0	0	0	3	4	12	2	3	0	0	1	-1
3	Makira Cook	G	36:53	6-21	0-3	5-6	2	9	11	4	6	17	5	2	0	0	0	2
24	Adalia McKenzie	G	22:32	1-6	0-0	0-0	2	3	5	4	2	2	0	1	1	0	1	-3
11	Jada Peebles		26:12	0-3	0-3	0-0	0	2	2	2	0	0	2	1	0	0	0	-5
5	Gretchen Dolan		03:35	0-0	0-0	0-0	0	2	2	1	0	0	0	0	0	0	0	0
41	Camille Hobby		13:37	4-7	0-0	3-3	2	3	5	2	3	11	0	1	0	1	2	-4
22	Shay Bollin		02:46	0-0	0-0	0-0	1	0	1	0	0	0	0	0	0	0	0	-4
4	Kam'ren Rhodes		07:44	0-1	0-1	0-0	0	0	0	0	0	0	0	0	0	0	0	-2
Team							2	2	4			0		0				
Totals				25-66	0-8	9-10	13	30	43	18	16	59	10	9	3	3	5	-1

Technical Fouls::NONE

Shooting By Period		
1st FG%	7-18	38.9%
3PT%	0-2	0.0%
FT%	2-2	100%
2nd FG%	5-16	31.3%
3PT%	0-3	0.0%
FT%	2-2	100%
3rd FG%	10-16	62.5%
3PT%	0-2	0.0%
FT%	3-4	75%
4th FG%	3-16	18.8%
3PT%	0-1	0.0%
FT%	2-2	100%
GM FG%	25-66	37.9%
3PT%	0-8	0.0%
FT%	9-10	90.0%

Dead Ball Rebounds: 2, 0

	ARK	Ill
Biggest lead	7 (1st 8:31)	5 (3rd 6:15)
Best Scoring Run	8(3rd 4:41)	7(3rd 9:04)
Lead Changes	12	
Times Tied	5	
Time with Lead	21:12	16:36

Points from	ARK	Ill
Turnovers	5	11
Paint	26	32
Second Chance	10	13
Fast Breaks	2	5
Bench	4	11

Period by Period Scoring	1st	2nd	3rd	4th	TOT
ARK	17	14	17	12	60
Ill	16	12	23	8	59

Official Basketball Box Score - Final

UIC at Arkansas

12/21/23 Student Life Center, Keiser University, West Palm Beach

2023-24 Women's Basketball

Game Time: 11:00 AM
Game Duration: 1:43

Officials: Troy Winders, Dawn Marsh, Natosha Harris

UIC - 58 **Record: 7-4**

NO.	Name		Min	FG M-A	3P M-A	FT M-A	Rebounds OR	DR	TOT	Fouls PF	FD	TP	AS	TO	ST	Blocks BS	BA	+/-
1	Kristian Young	G	25:46	2-8	0-2	4-6	2	2	4	2	5	8	7	5	0	0	1	-4
4	Jaida McCloud	G	21:19	1-4	0-2	0-0	1	3	4	1	1	2	2	0	1	2	0	-7
10	Dais'Ja Trotter	G	21:34	3-5	1-2	0-0	0	2	2	2	0	7	0	1	0	0	1	-6
22	Keimari Rimmer	G	23:40	6-15	0-3	0-0	2	6	8	4	3	12	1	2	1	1	1	-8
25	Danyel Middleton	G	31:14	3-12	0-1	1-1	0	3	3	0	2	7	0	0	1	0	1	-8
23	Makiyah Williams		22:16	7-13	0-2	1-2	0	2	2	1	2	15	0	1	0	0	0	0
14	Krystyna Ellew		03:35	0-2	0-0	0-0	2	1	3	1	1	0	0	0	0	0	2	-5
20	Sandra Frau-Garcia		18:24	0-0	0-0	0-0	0	4	4	2	0	0	5	2	0	0	0	0
5	Ky Dempsey-Toney		11:18	1-2	0-0	0-0	0	4	4	0	0	2	0	0	0	0	0	-1
3	Sara Zabrecky		20:54	2-3	1-1	0-0	0	1	1	2	0	5	0	0	1	0	0	-1
Team							3	1	4			0		1				
Totals				25-64	2-13	6-9	10	29	39	15	14	58	15	12	4	3	6	-8

Technical Fouls::NONE

Shooting By Period		
1st FG%	6-17	35.3%
3PT%	0-5	0.0%
FT%	0-0	0%
2nd FG%	6-13	46.2%
3PT%	1-3	33.3%
FT%	2-3	66.7%
3rd FG%	5-20	25.0%
3PT%	0-3	0.0%
FT%	0-0	0%
4th FG%	8-14	57.1%
3PT%	1-2	50.0%
FT%	4-6	66.7%
GM FG%	25-64	39.1%
3PT%	2-13	15.4%
FT%	6-9	66.7%

Dead Ball Rebounds: 5, 1

Arkansas - 66 **Record: 11-3**

NO.	Name		Min	FG M-A	3P M-A	FT M-A	Rebounds OR	DR	TOT	Fouls PF	FD	TP	AS	TO	ST	Blocks BS	BA	+/-
30	Maryam Dauda	F	32:23	1-2	0-1	1-2	1	7	8	4	1	3	3	0	0	2	0	5
0	Taliah Scott	G	40:00	9-24	6-12	2-2	0	6	6	2	1	26	2	0	0	0	1	8
2	Samara Spencer	G	37:52	3-14	2-6	5-6	0	0	0	0	0	13	2	3	0	0	2	5
4	Saylor Poffenbarger	G	37:52	6-7	2-3	3-3	2	9	11	1	5	17	1	1	5	1	0	5
43	Makayla Daniels	G	26:53	1-5	0-2	0-0	1	1	2	4	2	2	0	4	1	0	0	7
23	Carly Keats		15:15	1-4	0-2	0-0	0	2	2	0	0	2	0	0	0	2	0	4
34	Jenna Lawrence		09:45	1-2	1-1	0-0	0	1	1	3	0	3	0	0	0	1	0	6
Team							2	0	2			0		2				
Totals				22-58	11-27	11-13	6	26	32	14	15	66	8	10	6	6	3	8

Technical Fouls::NONE

Shooting By Period		
1st FG%	7-15	46.7%
3PT%	3-7	42.9%
FT%	1-2	50%
2nd FG%	5-18	27.8%
3PT%	3-9	33.3%
FT%	1-2	50%
3rd FG%	5-15	33.3%
3PT%	3-7	42.9%
FT%	2-2	100%
4th FG%	5-10	50.0%
3PT%	2-4	50.0%
FT%	7-7	100%
GM FG%	22-58	37.9%
3PT%	11-27	40.7%
FT%	11-13	84.6%

Dead Ball Rebounds: 2, 1

	UIC	ARK
Biggest lead	3 (1st 7:24)	14 (4th 4:44)
Best Scoring Run	6(4th 6:35)	11(2nd 8:27)
Lead Changes	3	
Times Tied	2	
Time with Lead	03:42	35:38

Points from	UIC	ARK
Turnovers	13	8
Paint	36	12
Second Chance	8	5
Fast Breaks	13	5
Bench	22	5

Period by Period Scoring	1st	2nd	3rd	4th	TOT
UIC	12	15	10	21	58
ARK	18	14	15	19	66

Official Basketball Box Score - Final

UIW at Arkansas

12/31/23 Bud Walton Arena, Fayetteville

2023-24 Women's Basketball

Game Time: 1:00 PM
Game Duration: 1:41
Attendance: 3,420

Officials: Bill Larance, Ily Seales, Charles Watson

UIW - 48 **Record: 7-4**

NO.	Name		Min	FG M-A	3P M-A	FT M-A	Rebounds OR	DR	TOT	Fouls PF	FD	TP	AS	TO	ST	Blocks BS	BA	+/-
13	Chloe Storer	F	25:24	2-9	0-0	0-1	2	0	2	3	2	4	1	1	1	0	3	-19
35	Raimi McCrary	F	27:53	0-6	0-1	2-2	1	1	2	1	1	2	1	0	1	1	0	-1
3	Nina De Leon Negron	G	35:34	3-11	1-5	0-0	1	5	6	2	0	7	6	2	0	0	0	-19
10	Destiny Terrell	G	23:41	1-5	0-0	3-6	0	11	11	3	3	5	0	3	0	0	1	-4
32	Jorja Elliott	G	24:32	4-7	2-4	0-0	1	4	5	0	0	10	1	3	3	0	1	-12
5	Myra Bell		17:59	0-6	0-2	2-2	2	0	2	3	1	2	0	0	0	0	0	-13
11	Aliyah Collins		16:27	4-6	1-3	1-1	0	3	3	1	3	10	1	1	1	0	0	-17
14	Brenna Perez		17:57	2-6	1-4	1-2	0	1	1	1	2	6	0	1	0	0	0	-11
2	Kaylee Howell		01:31	0-1	0-0	0-0	0	0	0	1	0	0	1	0	0	0	0	1
0	Hanna Wheeler		03:28	0-2	0-2	0-0	0	0	0	0	0	0	1	0	0	0	0	0
4	Sophia Griego		03:28	0-1	0-1	0-0	0	0	0	0	0	0	0	1	1	0	0	0
21	Mallory McQuietor		02:06	0-0	0-0	2-2	1	0	1	0	1	2	0	0	0	0	0	0
Team							1	1	2			0		0				
Totals				16-60	5-22	11-16	9	26	35	15	13	48	12	12	7	1	5	-19

Technical Fouls::NONE

Shooting By Period		
1st FG%	5-13	38.5%
3PT%	3-9	33.3%
FT%	1-2	50%
2nd FG%	4-13	30.8%
3PT%	2-6	33.3%
FT%	3-4	75%
3rd FG%	4-14	28.6%
3PT%	1-9	11.1%
FT%	10-11	90.9%
4th FG%	8-14	57.1%
3PT%	2-4	50.0%
FT%	3-3	100%
GM FG%	21-54	38.9%
3PT%	8-28	28.6%
FT%	17-20	85.0%

Dead Ball Rebounds: 2, 2

Arkansas - 67 **Record: 12-3**

NO.	Name		Min	FG M-A	3P M-A	FT M-A	Rebounds OR	DR	TOT	Fouls PF	FD	TP	AS	TO	ST	Blocks BS	BA	+/-
30	Maryam Dauda	F	31:32	4-9	0-1	5-5	1	4	5	1	4	13	1	0	0	4	0	17
0	Taliah Scott	G	37:56	8-20	4-12	4-4	0	3	3	1	2	24	4	7	0	0	0	21
2	Samara Spencer	G	30:16	3-5	1-3	2-3	1	2	3	2	2	9	2	1	2	0	0	18
4	Saylor Poffenbarger	G	27:57	2-11	1-6	4-4	2	17	19	1	2	9	2	4	0	0	1	19
43	Makayla Daniels	G	34:39	2-4	2-4	2-4	1	4	5	4	5	8	1	1	3	1	0	18
23	Carly Keats		14:57	0-1	0-1	0-0	0	1	1	1	0	0	1	0	0	0	0	4
34	Jenna Lawrence		14:10	0-1	0-1	0-0	0	2	2	2	0	0	0	0	0	0	0	0
10	Cristina Sánchez Cerqueira		05:21	1-2	0-0	0-0	1	2	3	0	0	2	0	1	0	0	0	0
20	Karley Johnson		02:06	1-1	0-0	0-0	0	0	0	0	0	2	0	0	0	0	0	0
8	Bea Franklin		01:06	0-0	0-0	0-0	0	0	0	1	0	0	0	0	0	0	0	-2
Team							0	1	1			0		0				
Totals				21-54	8-28	17-20	6	36	42	13	15	67	11	14	5	5	1	19

Technical Fouls::NONE

Shooting By Period		
1st FG%	3-15	20.0%
3PT%	0-1	0.0%
FT%	0-0	0%
2nd FG%	9-17	52.9%
3PT%	0-5	0.0%
FT%	2-2	100%
3rd FG%	6-13	46.2%
3PT%	0-3	0.0%
FT%	6-11	54.5%
4th FG%	10-18	55.6%
3PT%	0-1	0.0%
FT%	9-11	81.8%
GM FG%	28-63	44.4%
3PT%	0-10	0.0%
FT%	17-24	70.8%

Dead Ball Rebounds: 4, 0

	UIW	ARK
Biggest lead	6 (1st 6:10)	21 (4th 1:31)
Best Scoring Run	7(1st 6:10)	10(4th 4:03)
Lead Changes	4	
Times Tied	0	
Time with Lead	03:02	36:44

Points from	UIW	ARK
Turnovers	9	16
Paint	18	20
Second Chance	11	9
Fast Breaks	5	9
Bench	20	4

Period by Period Scoring	1st	2nd	3rd	4th	TOT
UIW	10	10	16	12	48
ARK	14	13	19	21	67

Official Basketball Box Score - Final

Arkansas at Kentucky

01/04/24 Rupp Arena, Lexington

2023-24 Women's Basketball

Game Time: 7:00 PM
Game Duration: 1:58
Attendance: 2,998

Officials: Roy Guibeyan, Brian Hall, Talisa Green

Arkansas - 63 **Record: 12-4 (0-1)**

NO.	Name		Min	FG M-A	3P M-A	FT M-A	Rebounds OR	DR	TOT	Fouls PF	FD	TP	AS	TO	ST	Blocks BS	BA	+/-
30	Maryam Dauda	F	16:52	2-5	0-1	0-0	2	1	3	5	0	4	1	2	1	1	0	1
0	Taliah Scott	G	39:59	5-16	1-8	0-0	0	3	3	4	0	11	0	4	2	1	1	-11
2	Samara Spencer	G	39:15	8-17	0-2	9-14	2	5	7	2	10	25	3	4	2	0	0	-11
4	Saylor Poffenbarger	G	40:00	2-11	0-5	5-6	2	13	15	3	4	9	1	4	3	3	0	-10
43	Makayla Daniels	G	37:38	1-7	0-4	2-4	1	1	2	4	5	4	2	1	0	1	0	-8
23	Carly Keats		18:12	3-5	3-5	1-2	0	1	1	1	1	10	0	0	0	1	0	-3
10	Cristina Sanchez Cerqueira		03:26	0-1	0-1	0-0	0	0	0	0	1	0	0	1	0	0	0	-3
34	Jenna Lawrence		04:37	0-1	0-1	0-0	0	2	2	0	0	0	0	2	0	0	0	-6
20	Karley Johnson		00:01	0-0	0-0	0-0	0	0	0	1	0	0	0	0	0	0	0	1
Team							3	2	5			0		0				
Totals				21-63	4-27	17-26	10	28	38	20	21	63	7	18	8	6	2	-10

Technical Fouls::NONE

Shooting By Period		
1st FG%	2-15	13.3%
3PT%	0-5	0.0%
FT%	4-6	66.7%
2nd FG%	3-16	18.8%
3PT%	0-8	0.0%
FT%	0-1	0%
3rd FG%	9-13	69.2%
3PT%	3-5	60.0%
FT%	8-10	80%
4th FG%	7-19	36.8%
3PT%	1-9	11.1%
FT%	5-9	55.6%
GM FG%	21-63	33.3%
3PT%	4-27	14.8%
FT%	17-26	65.4%

Dead Ball Rebounds: 5, 1

Kentucky - 73 **Record: 8-7 (1-0)**

NO.	Name		Min	FG M-A	3P M-A	FT M-A	Rebounds OR	DR	TOT	Fouls PF	FD	TP	AS	TO	ST	Blocks BS	BA	+/-
13	Ajae Petty	F	33:38	11-19	0-0	0-1	4	15	19	1	4	22	3	3	1	0	0	13
0	Brooklynn Miles	G	30:36	4-9	0-2	4-5	1	2	3	2	3	12	1	2	1	0	1	1
5	Cassidy Rowe	G	25:56	1-4	0-3	2-2	0	2	2	2	3	4	1	0	0	0	0	17
22	Maddie Scherr	G	29:14	0-0	0-0	3-4	3	2	5	5	3	3	3	6	1	0	0	9
34	Emma King	G	16:56	3-5	0-0	4-6	0	3	3	3	4	10	2	3	2	0	1	0
2	Saniah Tyler		20:21	1-7	0-4	3-4	0	2	2	3	2	5	2	0	0	0	0	4
20	Amiya Jenkins		27:40	4-10	0-1	0-0	0	3	3	3	0	8	0	1	1	1	1	8
44	Janae Walker		01:46	0-0	0-0	0-0	0	0	0	1	0	0	0	0	1	0	0	-1
4	Eniya Russell		13:53	4-9	0-0	1-2	0	4	4	1	1	9	0	2	0	1	3	-1
Team							1	3	4			0		0				
Totals				28-63	0-10	17-24	9	36	45	21	20	73	12	18	7	2	6	10

Technical Fouls::NONE

Shooting By Period		
1st FG%	3-15	20.0%
3PT%	0-1	0.0%
FT%	0-0	0%
2nd FG%	9-17	52.9%
3PT%	0-5	0.0%
FT%	2-2	100%
3rd FG%	6-13	46.2%
3PT%	0-3	0.0%
FT%	6-11	54.5%
4th FG%	10-18	55.6%
3PT%	0-1	0.0%
FT%	9-11	81.8%
GM FG%	28-63	44.4%
3PT%	0-10	0.0%
FT%	17-24	70.8%

Dead Ball Rebounds: 4, 0

	ARK	UKY
Biggest lead	4 (1st 6:48)	14 (2nd 0:58)
Best Scoring Run	8(3rd 7:05)	12(2nd 3:19)
Lead Changes	7	
Times Tied	6	
Time with Lead	12:26	24:52

Points from	ARK	UKY
Turnovers	10	12
Paint	28	46
Second Chance	5	8
Fast Breaks	0	4
Bench	10	22

Period by Period Scoring	1st	2nd	3rd	4th	TOT
ARK	8	6	29	20	63
UKY	6	20	18	29	73

2023-24 BOX SCORES

Official Basketball Box Score - Final

Georgia at Arkansas

01/07/24 Bud Walton Arena, Fayetteville
2023-24 Women's Basketball

Game Time: 1:00 PM
Game Duration: 1:45
Attendance: 3,993

Officials: Gina Cross, Kevin Pethtel, Angelica SUffren

Georgia - 43 — **Record: 10-5 (1-1)**

NO.	Name		Min	FG M-A	3P M-A	FT M-A	Rebounds OR	DR	TOT	Fouls PF	FD	TP	AS	TO	ST	Blocks BS	BA	+/-
0	Zoesha Smith	F	12:55	1-4	0-0	0-0	1	1	2	1	0	2	0	0	0	0	1	-25
33	Destiny Thomas	F	19:20	0-2	0-0	1-2	2	6	8	2	1	1	0	1	0	1	0	-19
35	Javyn Nicholson	F	34:06	8-18	0-0	1-1	3	7	10	2	3	17	1	5	3	1	1	-31
11	Asia Avinger	G	16:29	2-10	1-5	2-4	0	3	3	3	2	7	1	0	1	0	0	-11
13	Stefanie Ingram	G	20:12	1-5	0-2	0-0	0	0	0	2	1	2	2	3	0	0	0	-25
12	Taniyah Thompson		22:35	2-8	0-0	0-0	1	2	3	0	1	4	2	0	0	0	0	-20
20	Jordan Cole		10:47	0-1	0-0	0-0	0	1	1	2	1	0	0	2	0	0	0	-19
1	Chloe Chapman		28:38	2-7	2-3	0-0	0	5	5	1	1	6	4	6	1	0	2	-29
10	De'Mauri Flournoy		12:37	0-5	0-3	2-2	0	0	0	2	1	2	0	1	0	0	0	-7
2	Savannah Henderson		07:05	0-1	0-1	0-0	0	0	0	1	0	0	0	0	0	0	0	-4
30	Amiya Evans		12:53	0-2	0-0	0-0	2	1	3	0	1	0	1	1	0	1	0	-10
21	Fatima Diakhate		02:23	1-1	0-0	0-0	0	0	0	1	0	2	0	0	0	0	0	0
Team							3	2	5			0		1				
Totals				17-64	3-14	6-9	12	28	40	17	12	43	11	20	5	3	4	-40

Technical Fouls::NONE

Shooting By Period		
1st FG%	3-15	20.0%
3PT%	1-3	33.3%
FT%	2-2	100%
2nd FG%	4-16	25.0%
3PT%	1-3	33.3%
FT%	0-0	0%
3rd FG%	5-17	29.4%
3PT%	1-5	20.0%
FT%	0-2	0%
4th FG%	5-16	31.3%
3PT%	0-3	0.0%
FT%	4-5	80%
GM FG%	17-64	26.6%
3PT%	3-14	21.4%
FT%	6-9	66.7%

Dead Ball Rebounds: 2, 2

Arkansas - 83 — **Record: 13-4 (1-1)**

NO.	Name		Min	FG M-A	3P M-A	FT M-A	Rebounds OR	DR	TOT	Fouls PF	FD	TP	AS	TO	ST	Blocks BS	BA	+/-
30	Maryam Dauda	F	33:49	2-10	0-0	4-4	6	5	11	2	2	8	1	2	4	2	0	38
2	Samara Spencer	G	37:37	4-15	2-6	5-5	1	5	6	1	6	15	4	3	1	0	1	40
4	Saylor Poffenbarger	G	35:01	5-12	4-6	1-2	4	13	17	3	1	15	4	2	1	0	2	38
23	Carly Keats	G	40:00	7-16	2-10	0-0	0	1	1	2	0	16	2	1	1	0	0	40
43	Makayla Daniels	G	34:45	7-15	5-10	5-7	1	6	7	3	4	24	3	1	5	1	0	42
55	Emrie Ellis		05:09	0-0	0-0	0-0	0	0	0	0	1	0	0	0	0	0	0	2
34	Jenna Lawrence		03:38	0-1	0-1	0-0	0	0	0	0	0	0	0	0	0	0	0	2
20	Karley Johnson		05:15	1-1	1-1	2-4	0	1	1	0	3	5	0	1	0	0	0	-2
8	Bea Franklin		02:23	0-0	0-0	0-0	0	0	0	0	0	0	0	1	0	0	0	0
10	Cristina Sánchez Cerqueira		02:23	0-0	0-0	0-0	0	1	1	1	0	0	0	0	0	1	0	0
Team							4	3	7			0		0				
Totals				26-70	14-34	17-22	16	35	51	12	17	83	14	11	12	4	3	40

Technical Fouls::NONE

Shooting By Period		
1st FG%	7-20	35.0%
3PT%	3-9	33.3%
FT%	7-7	100%
2nd FG%	7-18	38.9%
3PT%	3-9	33.3%
FT%	8-9	88.9%
3rd FG%	6-17	35.3%
3PT%	5-9	55.6%
FT%	0-2	0%
4th FG%	6-15	40.0%
3PT%	3-7	42.9%
FT%	2-4	50%
GM FG%	26-70	37.1%
3PT%	14-34	41.2%
FT%	17-22	77.3%

Dead Ball Rebounds: 3, 1

	UGA	ARK
Biggest lead	0 (1st 10:00)	44 (4th 6:06)
Best Scoring Run	5(4th 3:14)	12(3rd 4:08)
Lead Changes	0	
Times Tied	0	
Time with Lead	00:00	39:03

Points from	UGA	ARK
Turnovers	8	21
Paint	12	24
Second Chance	12	17
Fast Breaks	9	19
Bench	14	5

Period by Period Scoring	1st	2nd	3rd	4th	TOT
UGA	9	9	11	14	43
ARK	24	25	17	17	83

Official Basketball Box Score - Final

Mississippi St. at Arkansas

01/11/24 Bud Walton Arena, Fayetteville
2023-24 Women's Basketball

Game Time: 8:00 PM
Game Duration: 1:50
Attendance: 2,627

Officials: Dee Kantner, Fatou Cissoko-Stephens, Brenda Pantoja

Mississippi St. - 66 — **Record: 14-4 (1-2)**

NO.	Name		Min	FG M-A	3P M-A	FT M-A	Rebounds OR	DR	TOT	Fouls PF	FD	TP	AS	TO	ST	Blocks BS	BA	+/-
5	Erynn Barnum	F	20:45	2-10	0-4	0-0	1	1	2	0	0	4	1	2	0	1	1	13
4	Jessika Carter	C	32:10	9-16	0-0	4-4	6	13	19	4	3	22	3	3	0	2	1	5
2	Jerkaila Jordan	G	34:16	8-18	1-2	0-0	1	4	5	1	2	17	0	1	3	2	3	-2
3	Lauren Park-Lane	G	38:04	5-15	0-0	1-2	0	5	5	3	1	11	7	1	0	0	0	5
21	Debreasha Powe	G	32:17	2-7	1-5	1-2	1	6	7	1	2	6	0	1	1	0	0	3
0	Darrione Rogers		20:21	0-3	0-3	2-2	0	1	1	2	2	2	2	1	0	0	0	-3
14	Mjracle Sheppard		14:54	1-2	0-0	0-0	2	1	3	4	0	2	1	0	0	0	1	-2
24	Quanirah Montague		05:14	1-2	0-0	0-0	1	1	2	1	0	2	0	1	0	1	1	-2
22	Jasmine Brown-Hagger		02:00	0-0	0-0	0-0	0	0	0	0	0	0	0	0	0	0	0	-2
Team							3	3	6			0		1				
Totals				28-73	2-14	8-10	15	35	50	16	10	66	14	11	4	6	7	3

Technical Fouls::NONE

Shooting By Period		
1st FG%	8-23	34.8%
3PT%	0-5	0.0%
FT%	0-0	0%
2nd FG%	8-18	44.4%
3PT%	1-3	33.3%
FT%	1-1	100%
3rd FG%	6-18	33.3%
3PT%	1-5	20.0%
FT%	2-2	100%
4th FG%	6-14	42.9%
3PT%	0-1	0.0%
FT%	5-7	71.4%
GM FG%	28-73	38.4%
3PT%	2-14	14.3%
FT%	8-10	80.0%

Dead Ball Rebounds: 2, 2

Arkansas - 63 — **Record: 13-5 (1-2)**

NO.	Name		Min	FG M-A	3P M-A	FT M-A	Rebounds OR	DR	TOT	Fouls PF	FD	TP	AS	TO	ST	Blocks BS	BA	+/-
30	Maryam Dauda	F	37:35	6-10	0-4	5-5	2	11	13	2	4	17	2	3	1	3	0	0
2	Samara Spencer	G	38:45	5-20	1-7	2-2	1	3	4	0	6	13	6	2	0	0	4	-1
4	Saylor Poffenbarger	G	40:00	3-13	3-9	0-0	2	5	7	0	0	9	3	1	1	2	1	-3
23	Carly Keats	G	36:53	4-11	3-8	1-1	0	0	0	4	2	12	1	3	0	0	1	-4
43	Makayla Daniels	G	37:51	1-10	1-7	3-4	2	4	6	2	4	6	1	0	2	1	0	-12
55	Emrie Ellis		02:25	0-1	0-0	0-0	0	1	1	2	0	0	0	0	0	0	0	-3
34	Jenna Lawrence		06:31	2-3	2-3	0-0	1	1	2	0	0	6	1	0	0	1	0	8
Team							2	2	4			0		0				
Totals				21-68	10-38	11-12	10	27	37	10	16	63	14	9	4	7	6	-3

Technical Fouls::NONE

Shooting By Period		
1st FG%	5-18	27.8%
3PT%	3-14	21.4%
FT%	0-0	0%
2nd FG%	3-19	15.8%
3PT%	3-13	23.1%
FT%	0-0	0%
3rd FG%	8-17	47.1%
3PT%	4-8	50.0%
FT%	6-7	85.7%
4th FG%	5-14	35.7%
3PT%	0-3	0.0%
FT%	5-5	100%
GM FG%	21-68	30.9%
3PT%	10-38	26.3%
FT%	11-12	91.7%

Dead Ball Rebounds: 1, 3

	MSU	ARK
Biggest lead	15 (2nd 2:41)	2 (4th 3:40)
Best Scoring Run	13(2nd 5:05)	11(3rd 2:49)
Lead Changes	2	
Times Tied	5	
Time with Lead	36:17	00:41

Points from	MSU	ARK
Turnovers	8	0
Paint	42	22
Second Chance	10	12
Fast Breaks	8	8
Bench	6	6

Period by Period Scoring	1st	2nd	3rd	4th	TOT
MSU	16	18	15	17	66
ARK	13	9	26	15	63

Official Basketball Box Score - Final

Arkansas at Alabama

01/14/24 Coleman Coliseum, Tuscaloosa
2023-24 Women's Basketball

Game Time: 2:00 PM
Game Duration: 1:52
Attendance: 2,467

Officials: Michael McConnell, Natasha Camy, Teresa Stuck

Arkansas - 77 — **Record: 14-5 (2-2)**

NO.	Name		Min	FG M-A	3P M-A	FT M-A	Rebounds OR	DR	TOT	Fouls PF	FD	TP	AS	TO	ST	Blocks BS	BA	+/-
30	Maryam Dauda	F	40:00	3-7	0-0	2-4	7	5	12	0	3	8	5	3	2	10	1	18
2	Samara Spencer	G	39:24	11-29	2-7	7-8	2	12	14	3	7	31	3	7	2	0	2	18
4	Saylor Poffenbarger	G	34:31	4-12	1-5	0-0	5	9	14	3	2	9	0	2	1	1	0	13
23	Carly Keats	G	34:30	3-9	0-5	1-1	0	1	1	1	1	7	0	1	0	0	0	22
43	Makayla Daniels	G	25:44	6-10	3-5	1-1	2	1	3	4	2	16	0	0	0	0	0	-2
20	Karley Johnson		20:31	1-4	0-2	1-2	2	0	2	3	3	3	0	0	0	0	0	16
34	Jenna Lawrence		05:20	1-1	0-0	1-2	1	3	4	0	1	3	0	0	0	0	0	5
Team							2	0	2			0		0				
Totals				29-72	6-24	13-18	21	31	52	14	19	77	8	13	5	11	3	18

Technical Fouls::NONE

Shooting By Period		
1st FG%	8-26	30.8%
3PT%	2-11	18.2%
FT%	2-3	66.7%
2nd FG%	4-18	22.2%
3PT%	0-5	0.0%
FT%	2-4	50%
3rd FG%	10-18	55.6%
3PT%	2-6	33.3%
FT%	2-4	50%
4th FG%	7-10	70.0%
3PT%	2-2	100.0%
FT%	7-7	100%
GM FG%	29-72	40.3%
3PT%	6-24	25.0%
FT%	13-18	72.2%

Dead Ball Rebounds: 4, 0

Alabama - 59 — **Record: 15-4 (2-2)**

NO.	Name		Min	FG M-A	3P M-A	FT M-A	Rebounds OR	DR	TOT	Fouls PF	FD	TP	AS	TO	ST	Blocks BS	BA	+/-
21	Essence Cody	F	22:33	2-9	1-3	0-0	3	3	6	5	0	5	0	1	0	1	3	-7
0	Loyal McQueen	G	26:37	3-6	0-0	1-1	0	1	1	2	2	7	4	3	0	0	1	-11
3	Sarah Ashlee Barker	G	36:29	8-15	1-3	1-3	2	1	3	2	8	18	1	1	1	0	1	-17
23	Jessica Timmons	G	28:57	5-16	2-5	1-2	1	3	4	2	1	13	1	3	2	0	2	-15
32	Aaliyah Nye	G	37:31	2-6	1-4	0-1	0	7	7	4	2	5	1	1	2	1	0	-18
22	Karly Weathers		19:27	1-3	1-2	0-0	0	3	3	1	0	3	3	0	0	0	0	2
13	JeAnna Cunningham		09:16	1-3	0-0	0-0	0	3	3	2	0	2	0	3	0	1	1	0
51	Del'Janae Williams		11:49	2-3	2-3	0-0	2	0	2	1	1	6	1	2	1	0	0	-14
31	Naomi Jones		03:53	0-2	0-0	0-0	0	0	0	0	0	0	0	1	0	0	1	-3
42	Meg Newman		03:29	0-2	0-0	0-0	1	0	1	0	0	0	0	0	0	0	2	-7
Team							3	2	5			0		0				
Totals				24-65	8-20	3-7	12	23	35	19	14	59	11	15	6	3	11	-18

Technical Fouls::NONE

Shooting By Period		
1st FG%	10-16	62.5%
3PT%	3-3	100.0%
FT%	1-3	33.3%
2nd FG%	3-15	20.0%
3PT%	2-8	25.0%
FT%	0-0	0%
3rd FG%	6-17	35.3%
3PT%	2-5	40.0%
FT%	1-2	50%
4th FG%	5-17	29.4%
3PT%	1-4	25.0%
FT%	1-2	50%
GM FG%	24-65	36.9%
3PT%	8-20	40.0%
FT%	3-7	42.9%

Dead Ball Rebounds: 2, 0

	ARK	ALA
Biggest lead	20 (4th 0:58)	11 (1st 3:27)
Best Scoring Run	15(3rd 7:07)	11(1st 6:33)
Lead Changes	3	
Times Tied	1	
Time with Lead	20:30	18:42

Points from	ARK	ALA
Turnovers	22	9
Paint	40	24
Second Chance	7	4
Fast Breaks	9	10
Bench	6	11

Period by Period Scoring	1st	2nd	3rd	4th	TOT
ARK	20	10	24	23	77
ALA	24	8	15	12	59

Official Basketball Box Score - Final

Arkansas at LSU

01/21/24 Maravich Assembly Center, Baton Rouge
2023-24 Women's Basketball

Game Time: 4:00 PM
Game Duration: 1:48
Attendance: 12,873

Officials: Angelica Suffren, Marj Forsburg, Billy Smith

Arkansas - 68 — **Record: 14-6 (2-3)**

NO.	Name		Min	FG M-A	3P M-A	FT M-A	Rebounds OR	DR	TOT	Fouls PF	FD	TP	AS	TO	ST	Blocks BS	BA	+/-
30	Maryam Dauda	F	33:08	5-12	4-11	2-2	0	4	4	3	2	16	0	1	1	4	0	-27
2	Samara Spencer	G	35:26	5-22	3-9	7-8	0	5	5	4	9	20	7	3	3	0	1	-25
4	Saylor Poffenbarger	G	15:13	1-4	0-2	0-0	1	1	2	4	0	2	0	0	0	3	0	-21
23	Carly Keats	G	33:05	3-9	2-7	0-0	1	3	4	1	0	8	1	0	0	0	1	-23
43	Makayla Daniels	G	34:16	3-11	2-8	5-5	3	3	6	1	4	13	3	3	0	0	1	-31
34	Jenna Lawrence		17:37	1-5	1-5	0-0	0	3	3	1	0	3	0	0	0	0	1	-4
55	Emrie Ellis		09:59	0-2	0-2	0-0	0	1	1	2	0	0	0	0	0	0	0	-10
20	Karley Johnson		17:13	2-6	0-3	2-2	1	0	1	2	1	6	0	0	0	0	1	-14
10	Cristina Sánchez Cerqueira		04:04	0-1	0-0	0-0	0	1	1	0	0	0	0	0	0	0	0	0
Team							3	3	6			0		0				
Totals				20-72	12-47	16-17	9	24	33	18	16	68	11	7	4	7	5	-31

Technical Fouls::NONE

Shooting By Period		
1st FG%	6-15	40.0%
3PT%	4-10	40.0%
FT%	0-0	0%
2nd FG%	5-18	27.8%
3PT%	1-10	10.0%
FT%	1-2	50%
3rd FG%	5-19	26.3%
3PT%	4-12	33.3%
FT%	8-8	100%
4th FG%	4-20	20.0%
3PT%	3-15	20.0%
FT%	7-7	100%
GM FG%	20-72	27.8%
3PT%	12-47	25.5%
FT%	16-17	94.1%

Dead Ball Rebounds: 1, 0

LSU - 99 — **Record: 18-2 (5-1)**

NO.	Name		Min	FG M-A	3P M-A	FT M-A	Rebounds OR	DR	TOT	Fouls PF	FD	TP	AS	TO	ST	Blocks BS	BA	+/-
10	Angel Reese	F	30:17	6-10	1-1	3-6	6	11	17	2	3	16	0	4	0	1	0	28
24	Aneesah Morrow	F	31:37	5-9	0-1	4-4	1	7	8	3	2	14	4	1	2	0	2	29
4	Flau'jae Johnson	G	29:26	4-13	2-4	3-4	1	3	4	2	2	13	4	1	1	0	4	17
11	Hailey Van Lith	G	29:01	7-18	2-6	4-4	1	4	5	4	4	20	6	1	1	0	2	1	21
12	Mikaylah Williams	G	32:43	9-14	3-5	0-2	3	6	9	0	2	21	3	1	1	1	0	27
13	Last-Tear Poa		11:48	0-1	0-1	2-2	0	1	1	1	2	2	6	2	1	0	0	23
23	Aalyah Del Rosario		11:54	2-2	0-0	3-4	1	3	4	1	3	7	0	0	0	1	0	6
20	Janae Kent		10:09	2-4	0-2	0-0	0	0	0	2	0	4	1	0	0	0	0	8
1	Angelica Velez		05:39	1-2	0-0	0-0	0	2	2	0	0	2	2	1	0	0	0	-1
2	Amani Bartlett		04:17	0-1	0-0	0-0	0	2	2	0	0	0	0	1	0	0	0	-1
14	Izzy Besselman		03:09	0-0	0-0	0-0	0	1	1	1	0	0	0	0	0	0	0	-2
Team							5	2	7			0		0				
Totals				36-74	8-20	19-26	18	42	60	16	18	99	26	12	5	5	7	31

Technical Fouls::NONE

Shooting By Period		
1st FG%	10-25	40.0%
3PT%	3-6	50.0%
FT%	2-2	100%
2nd FG%	10-15	66.7%
3PT%	4-8	50.0%
FT%	6-9	66.7%
3rd FG%	8-18	44.4%
3PT%	1-3	33.3%
FT%	8-11	72.7%
4th FG%	8-16	50.0%
3PT%	0-3	0.0%
FT%	3-4	75%
GM FG%	36-74	48.6%
3PT%	8-20	40.0%
FT%	19-26	73.1%

Dead Ball Rebounds: 3, 1

	ARK	LSU
Biggest lead	0 (1st 10:00)	34 (4th 6:22)
Best Scoring Run	6(1st 3:18)	18(1st 4:17)
Lead Changes	0	
Times Tied	0	
Time with Lead	00:00	39:17

Points from	ARK	LSU
Turnovers	6	14
Paint	16	36
Second Chance	10	16
Fast Breaks	11	11
Bench	9	15

Period by Period Scoring	1st	2nd	3rd	4th	TOT
ARK	16	12	22	18	68
LSU	25	30	25	19	99

2023-24 BOX SCORES

Official Basketball Box Score - Final
Kentucky at Arkansas
01/25/24 Bud Walton Arena, Fayetteville
2023-24 Women's Basketball

Game Time: 7:00 PM
Game Duration: 1:50
Attendance: 3,719

Officials: Pualani Spurlock-Welsh, Dee Kantner, Ashlee Goode

Kentucky - 61 — **Record: 9-11 (2-4)**

NO.	Name		Min	FG M-A	3P M-A	FT M-A	Rebounds OR	DR	TOT	Fouls PF	FD	TP	AS	TO	ST	Blocks BS	BA	+/-
13	Ajae Petty	F	28:42	3-8	0-0	0-2	3	13	16	2	2	6	2	3	1	0	4	-14
0	Brooklynn Miles	G	21:49	3-7	0-1	2-4	0	0	0	4	2	8	1	1	0	0	0	-19
2	Saniah Tyler	G	25:51	1-10	0-4	1-3	1	1	2	2	2	3	0	0	1	0	1	-13
22	Maddie Scherr	G	26:43	1-10	0-2	0-0	2	5	7	5	1	2	1	5	0	0	1	-26
34	Emma King	G	26:24	2-4	1-2	2-4	1	2	3	1	3	7	0	1	1	0	0	-6
4	Eniya Russell		25:14	8-13	1-2	3-6	4	3	7	3	4	20	2	4	0	1	0	-20
5	Cassidy Rowe		12:22	1-3	0-1	0-0	0	0	0	0	1	2	1	2	0	0	0	0
20	Amiya Jenkins		24:32	4-9	1-2	2-2	3	2	5	1	2	11	0	3	0	0	0	-22
44	Janae Walker		08:23	1-1	0-0	0-2	1	1	2	1	1	2	0	2	0	0	0	-15
Team							5	1	6			0		0				
Totals				24-65	3-14	10-23	20	28	48	19	18	61	7	21	3	1	6	-27

Technical Fouls::NONE

Shooting By Period		
1st FG%	4-13	30.8%
3PT%	1-3	33.3%
FT%	1-1	100%
2nd FG%	6-16	37.5%
3PT%	1-5	20.0%
FT%	0-2	0%
3rd FG%	8-20	40.0%
3PT%	0-3	0.0%
FT%	7-12	58.3%
4th FG%	6-16	37.5%
3PT%	1-3	33.3%
FT%	2-8	25%
GM FG%	24-65	36.9%
3PT%	3-14	21.4%
FT%	10-23	43.5%

Dead Ball Rebounds: 5, 0

Arkansas - 88 — **Record: 15-6 (3-3)**

NO.	Name		Min	FG M-A	3P M-A	FT M-A	Rebounds OR	DR	TOT	Fouls PF	FD	TP	AS	TO	ST	Blocks BS	BA	+/-
30	Maryam Dauda	F	23:42	7-12	1-4	1-2	6	1	7	4	2	16	2	1	0	2	0	16
2	Samara Spencer	G	29:29	4-15	1-5	4-4	1	6	7	5	5	13	4	3	1	0	1	15
20	Karley Johnson	G	35:49	4-5	2-3	4-6	2	4	6	3	5	14	1	1	0	0	0	29
23	Carly Keats	G	39:22	6-15	2-5	0-0	1	1	2	0	0	14	3	1	2	0	0	27
43	Makayla Daniels	G	38:56	7-15	3-6	5-6	0	6	6	2	6	22	7	1	4	1	0	29
55	Emrie Ellis		16:18	2-3	1-2	0-0	0	1	1	2	0	5	0	1	0	2	0	11
34	Jenna Lawrence		14:39	1-3	0-2	0-0	1	4	5	2	1	2	1	0	1	0	0	9
10	Cristina Sánchez Cerqueira		01:46	1-1	0-0	0-0	0	1	1	0	0	2	0	0	0	0	0	-1
Team							2	5	7			0		2				
Totals				32-69	10-27	14-18	13	29	42	18	19	88	18	11	7	6	1	27

Technical Fouls::NONE

Shooting By Period		
1st FG%	9-19	47.4%
3PT%	3-7	42.9%
FT%	8-8	100%
2nd FG%	6-17	35.3%
3PT%	2-6	33.3%
FT%	1-2	50%
3rd FG%	8-15	53.3%
3PT%	3-5	60.0%
FT%	3-4	75%
4th FG%	9-18	50.0%
3PT%	2-9	22.2%
FT%	2-4	50%
GM FG%	32-69	46.4%
3PT%	10-27	37.0%
FT%	14-18	77.8%

Dead Ball Rebounds: 0, 0

	UK	ARK
Biggest lead	0 (1st 10:00)	29 (4th 6:14)
Best Scoring Run	10(2nd 8:12)	18(1st 3:17)
Lead Changes	0	
Times Tied	0	
Time with Lead	00:00	39:38

Points from	UK	ARK
Turnovers	12	24
Paint	34	40
Second Chance	19	18
Fast Breaks	8	3
Bench	35	9

Period by Period Scoring	1st	2nd	3rd	4th	TOT
UK	10	13	23	15	61
ARK	29	15	22	22	88

Official Basketball Box Score - Final
Arkansas at Missouri
01/28/24 Mizzou Arena, Columbia
2023-24 Women's Basketball

Game Time: 2:00 PM
Game Duration: 2:00
Attendance: 4,968

Officials: Tiffany Byrd, Bill Larance, Jeffrey Smith

Arkansas - 67 — **Record: 16-6 (4-3)**

NO.	Name		Min	FG M-A	3P M-A	FT M-A	Rebounds OR	DR	TOT	Fouls PF	FD	TP	AS	TO	ST	Blocks BS	BA	+/-
30	Maryam Dauda	F	29:05	3-7	1-1	0-0	1	3	4	4	1	7	2	4	1	4	0	1
2	Samara Spencer	G	38:51	4-8	0-2	5-8	0	6	6	2	9	13	6	6	1	0	0	9
4	Saylor Poffenbarger	G	37:42	8-13	8-11	0-0	0	9	9	3	1	24	2	4	1	0	0	12
23	Carly Keats	G	05:35	0-1	0-1	0-0	0	1	1	1	0	0	0	0	0	0	0	2
43	Makayla Daniels	G	40:00	4-12	1-6	4-4	2	1	3	2	5	13	1	1	2	1	1	9
20	Karley Johnson		34:25	2-7	1-4	2-2	2	1	3	1	1	7	0	1	0	0	0	7
34	Jenna Lawrence		08:39	1-1	1-1	0-0	1	2	3	2	1	3	0	0	2	1	0	4
55	Emrie Ellis		05:43	0-0	0-0	0-0	0	1	1	0	0	0	0	0	0	0	0	1
Team							1	2	3			0		0				
Totals				22-49	12-26	11-14	7	26	33	15	18	67	11	16	7	6	1	9

Technical Fouls::NONE

Shooting By Period		
1st FG%	5-14	35.7%
3PT%	3-7	42.9%
FT%	0-0	0%
2nd FG%	6-12	50.0%
3PT%	4-8	50.0%
FT%	0-0	0%
3rd FG%	5-10	50.0%
3PT%	2-3	66.7%
FT%	8-10	80%
4th FG%	6-13	46.2%
3PT%	3-8	37.5%
FT%	3-4	75%
GM FG%	22-49	44.9%
3PT%	12-26	46.2%
FT%	11-14	78.6%

Dead Ball Rebounds: 1, 0

Missouri - 58 — **Record: 11-10 (2-6)**

NO.	Name		Min	FG M-A	3P M-A	FT M-A	Rebounds OR	DR	TOT	Fouls PF	FD	TP	AS	TO	ST	Blocks BS	BA	+/-
34	Hannah Linthacum	F	12:32	1-3	1-2	0-2	1	1	2	2	2	3	0	2	0	1	0	-9
43	Hayley Frank	F	35:58	5-10	1-2	2-2	2	3	5	3	5	13	4	3	1	0	0	1
0	Grace Slaughter	G	38:31	3-11	1-4	2-2	1	2	3	2	1	9	1	0	0	0	1	-8
4	Mama Dembele	G	30:27	0-6	0-1	0-0	0	3	3	2	0	0	4	1	2	0	3	-16
24	Ashton Judd	G	38:02	8-12	3-4	3-3	1	5	6	4	4	22	3	6	3	0	1	-5
14	Abby Feit		30:27	3-8	3-6	0-0	1	3	4	4	3	9	0	1	0	0	1	-5
23	Abbey Schreacke		13:29	1-5	0-2	0-0	0	2	2	1	0	2	1	0	0	0	0	2
5	Hilke Feldrappe		00:34	0-0	0-0	0-0	0	0	0	0	0	0	0	0	0	0	0	-2
20	Sarah Linthacum		00:00	0-0	0-0	0-0	0	0	0	0	0	0	0	0	0	0	0	0
Team							3	3	6			0		1				
Totals				21-55	9-21	7-9	9	22	31	18	15	58	13	14	6	1	6	-9

Technical Fouls::NONE

Shooting By Period		
1st FG%	7-15	46.7%
3PT%	4-7	57.1%
FT%	0-0	0%
2nd FG%	3-8	37.5%
3PT%	2-3	66.7%
FT%	2-2	100%
3rd FG%	7-17	41.2%
3PT%	3-6	50.0%
FT%	3-5	60%
4th FG%	4-15	26.7%
3PT%	0-5	0.0%
FT%	2-2	100%
GM FG%	21-55	38.2%
3PT%	9-21	42.9%
FT%	7-9	77.8%

Dead Ball Rebounds: 1, 0

	ARK	Mizzou
Biggest lead	11 (4th 0:21)	5 (1st 0:41)
Best Scoring Run	7(3rd 6:15)	7(1st 0:41)
Lead Changes	14	
Times Tied	7	
Time with Lead	24:31	11:42

Points from	ARK	Mizzou
Turnovers	14	7
Paint	18	16
Second Chance	6	7
Fast Breaks	0	0
Bench	10	11

Period by Period Scoring	1st	2nd	3rd	4th	TOT
ARK	13	16	20	18	67
Mizzou	18	10	20	10	58

Official Basketball Box Score - Final
Alabama at Arkansas
02/01/24 Bud Walton Arena, Fayetteville
2023-24 Women's Basketball

Game Time: 8:00 PM
Game Duration: 1:48
Attendance: 2,756

Officials: Angelica Suffren, Eric J Brewton, Nykesha Thompson

Alabama - 86 — **Record: 17-6 (4-4)**

NO.	Name		Min	FG M-A	3P M-A	FT M-A	Rebounds OR	DR	TOT	Fouls PF	FD	TP	AS	TO	ST	Blocks BS	BA	+/-
21	Essence Cody	F	31:17	6-10	0-1	0-0	4	3	7	4	0	12	0	2	0	1	0	20
0	Loyal McQueen	G	28:09	0-7	0-3	2-2	0	1	1	1	3	2	6	2	2	0	1	5
3	Sarah Ashlee Barker	G	35:49	8-12	3-5	6-9	2	9	11	2	7	25	4	3	3	0	0	22
23	Jessica Timmons	G	28:01	4-10	2-4	2-2	0	7	7	1	3	12	4	2	0	0	1	16
32	Aaliyah Nye	G	33:04	5-11	3-7	2-3	1	2	3	3	2	15	1	3	1	1	2	11
13	JeAnna Cunningham		05:25	0-0	0-0	0-0	0	1	1	2	0	0	0	1	0	0	0	-1
42	Meg Newman		01:22	0-0	0-0	0-0	0	0	0	0	0	0	0	0	0	0	0	-2
51	Del'Janae Williams		07:42	1-2	0-1	2-2	0	0	0	1	1	4	0	0	0	0	0	4
22	Karly Weathers		25:04	6-8	4-6	0-0	3	7	10	2	1	16	4	0	0	1	0	10
31	Naomi Jones		03:18	0-0	0-0	0-0	0	0	0	1	0	0	0	3	0	0	0	-3
5	Reychel Douglas		00:49	0-0	0-0	0-0	0	0	0	0	0	0	0	0	0	0	0	-2
Team							2	4	6			0		0				
Totals				30-60	12-27	14-18	12	34	46	17	17	86	19	16	6	3	4	16

Technical Fouls::NONE

Shooting By Period		
1st FG%	7-16	43.8%
3PT%	3-7	42.9%
FT%	3-4	75%
2nd FG%	8-13	61.5%
3PT%	2-5	40.0%
FT%	5-6	83.3%
3rd FG%	10-19	52.6%
3PT%	5-8	62.5%
FT%	3-3	100%
4th FG%	5-12	41.7%
3PT%	2-7	28.6%
FT%	3-5	60%
GM FG%	30-60	50.0%
3PT%	12-27	44.4%
FT%	14-18	77.8%

Dead Ball Rebounds: 1, 1

Arkansas - 70 — **Record: 16-7 (4-4)**

NO.	Name		Min	FG M-A	3P M-A	FT M-A	Rebounds OR	DR	TOT	Fouls PF	FD	TP	AS	TO	ST	Blocks BS	BA	+/-
30	Maryam Dauda	F	31:57	3-7	2-5	2-2	3	1	4	3	1	10	4	3	0	3	0	-6
2	Samara Spencer	G	36:48	4-14	2-8	4-5	3	4	7	2	5	14	2	4	1	0	0	-14
4	Saylor Poffenbarger	G	30:16	9-18	4-9	1-3	1	10	11	2	4	23	1	0	2	0	1	-16
20	Karley Johnson	G	25:22	1-4	0-2	0-0	0	0	0	3	1	2	0	1	1	0	0	-6
43	Makayla Daniels	G	37:23	4-8	2-5	1-1	0	1	1	3	2	11	5	1	0	1	0	-18
0	Taliah Scott		28:54	3-14	1-8	3-4	1	2	3	2	4	10	2	1	2	0	1	-9
55	Emrie Ellis		08:03	0-3	0-1	0-0	2	0	2	1	0	0	1	0	0	0	1	-10
34	Jenna Lawrence		01:17	0-0	0-0	0-0	0	0	0	1	0	0	0	1	0	0	0	-1
Team							1	3	4			0		0				
Totals				24-68	11-38	11-15	11	21	32	17	17	70	15	11	6	4	3	-16

Technical Fouls::NONE

Shooting By Period		
1st FG%	7-17	41.2%
3PT%	5-12	41.7%
FT%	0-1	0%
2nd FG%	2-19	10.5%
3PT%	2-11	18.2%
FT%	0-0	0%
3rd FG%	9-14	64.3%
3PT%	3-6	50.0%
FT%	5-7	71.4%
4th FG%	6-18	33.3%
3PT%	1-9	11.1%
FT%	6-7	85.7%
GM FG%	24-68	35.3%
3PT%	11-38	28.9%
FT%	11-15	73.3%

Dead Ball Rebounds: 2, 0

	UA	ARK
Biggest lead	25 (3rd 3:20)	3 (1st 5:20)
Best Scoring Run	14(3rd 9:45)	12(4th 3:38)
Lead Changes	4	
Times Tied	4	
Time with Lead	34:01	03:53

Points from	UA	ARK
Turnovers	18	9
Paint	32	24
Second Chance	9	11
Fast Breaks	21	14
Bench	20	10

Period by Period Scoring	1st	2nd	3rd	4th	TOT
UA	20	23	28	15	86
ARK	19	6	26	19	70

Official Basketball Box Score - Final
Auburn at Arkansas
02/04/24 Bud Walton Arena, Fayetteville
2023-24 Women's Basketball

Game Time: 5:00 PM
Game Duration: 2:03
Attendance: 4,450

Officials: Pualani Spurlock-Welsh, Felicia Grinter, Frank Steratore

Auburn - 72 — **Record: 14-8 (3-6)**

NO.	Name		Min	FG M-A	3P M-A	FT M-A	Rebounds OR	DR	TOT	Fouls PF	FD	TP	AS	TO	ST	Blocks BS	BA	+/-
1	Celia Sumbane	F	26:58	3-10	0-0	4-6	1	3	4	5	4	10	0	1	1	1	2	-7
14	Taylen Collins	F	34:45	4-9	0-0	4-10	5	6	11	1	8	12	1	0	4	1	0	1
2	JaMya Mingo-Young	G	18:00	1-5	0-2	0-0	1	1	2	3	0	2	1	1	1	0	1	6
4	Kaitlyn Duhon	G	22:22	4-7	0-1	0-0	0	2	2	4	2	8	0	1	1	0	1	-6
23	Honesty Scott-Grayson	G	36:45	10-20	4-9	3-4	1	4	5	3	2	27	4	2	3	3	0	-2
5	Sydney Shaw		30:40	3-9	1-6	0-0	0	6	6	3	0	7	1	1	2	1	0	-2
12	Mar'shaun Bostic		14:55	0-2	0-0	1-2	1	1	2	4	1	1	5	1	0	0	0	4
3	McKenna Eddings		08:32	1-4	0-2	0-0	1	1	2	4	0	2	1	2	0	0	1	1
20	Oyindamola Akinbolawa		07:03	1-2	0-0	1-2	1	0	1	1	1	3	0	0	0	0	1	-5
Team							3	3	6			0		0				
Totals				27-68	5-20	13-24	14	27	41	28	18	72	13	9	12	6	6	-2

Technical Fouls::NONE

Shooting By Period		
1st FG%	8-13	61.5%
3PT%	1-5	20.0%
FT%	0-0	0%
2nd FG%	7-18	38.9%
3PT%	0-4	0.0%
FT%	3-6	50%
3rd FG%	3-16	18.8%
3PT%	1-2	50.0%
FT%	4-8	50%
4th FG%	9-21	42.9%
3PT%	3-9	33.3%
FT%	6-10	60%
GM FG%	27-68	39.7%
3PT%	5-20	25.0%
FT%	13-24	54.2%

Dead Ball Rebounds: 7, 0

Arkansas - 74 — **Record: 17-7 (5-4)**

NO.	Name		Min	FG M-A	3P M-A	FT M-A	Rebounds OR	DR	TOT	Fouls PF	FD	TP	AS	TO	ST	Blocks BS	BA	+/-
30	Maryam Dauda	F	31:14	4-8	0-1	4-6	5	6	11	4	4	12	0	3	0	4	0	-10
0	Taliah Scott	G	40:00	11-23	6-12	5-5	0	2	2	2	8	33	0	4	1	0	2	2
2	Samara Spencer	G	38:14	4-11	0-2	2-4	0	3	3	3	4	10	5	2	1	0	2	2
4	Saylor Poffenbarger	G	34:55	1-8	0-5	2-2	1	12	13	4	1	4	1	3	0	0	0	11
43	Makayla Daniels	G	35:56	4-12	1-5	6-10	3	3	6	2	11	15	2	3	0	0	2	5
20	Karley Johnson		10:55	0-0	0-0	0-0	0	0	0	1	0	0	0	0	0	0	0	-12
55	Emrie Ellis		08:46	0-0	0-0	0-0	0	0	0	2	0	0	0	0	0	2	0	12
Team							6	3	9			0		0				
Totals				24-62	7-25	19-27	15	29	44	18	28	74	8	15	2	6	6	2

Technical Fouls::NONE

Shooting By Period		
1st FG%	3-18	16.7%
3PT%	0-8	0.0%
FT%	0-0	0%
2nd FG%	7-15	46.7%
3PT%	1-4	25.0%
FT%	4-7	57.1%
3rd FG%	5-10	66.7%
3PT%	5-8	62.5%
FT%	6-6	100%
4th FG%	4-14	28.6%
3PT%	1-5	20.0%
FT%	9-14	64.3%
GM FG%	24-62	38.7%
3PT%	7-25	28.0%
FT%	19-27	70.4%

Dead Ball Rebounds: 4, 2

	AUB	ARK
Biggest lead	15 (2nd 4:55)	14 (3rd 0:38)
Best Scoring Run	7(1st 2:38)	15(3rd 1:28)
Lead Changes	1	
Times Tied	3	
Time with Lead	24:36	13:23

Points from	AUB	ARK
Turnovers	18	4
Paint	30	26
Second Chance	17	9
Fast Breaks	14	11
Bench	13	0

Period by Period Scoring	1st	2nd	3rd	4th	TOT
AUB	17	17	11	27	72
ARK	6	19	31	18	74

2023-24 BOX SCORES

Official Basketball Box Score - Final

Arkansas at Florida

02/08/24 Exactech Arena at Stephen C. O'Connell Center, Gainesville

2023-24 Women's Basketball

Game Time: 6:00 PM
Game Duration: 1:54
Attendance: 1,407

Officials: Michael McConnell, Natasha Camy, Kevin Pethtel

Arkansas - 81 — **Record: 17-8 (5-5)**

NO.	Name		Min	FG M-A	3P M-A	FT M-A	Rebounds OR	DR	TOT	Fouls PF	FD	TP	AS	TO	ST	Blocks BS	BA	+/-
30	Maryam Dauda	F	29:33	1-4	1-1	2-2	2	7	9	3	2	5	0	4	0	1	2	-13
0	Taliah Scott	G	39:01	6-19	2-10	6-6	0	2	2	4	4	20	2	3	0	0	0	-3
2	Samara Spencer	G	38:35	3-9	0-2	7-7	2	1	3	1	8	13	4	3	2	0	1	-8
4	Saylor Poffenbarger	G	34:33	6-12	3-7	0-0	2	10	12	1	0	15	1	3	1	0	0	-7
43	Makayla Daniels	G	37:21	8-12	5-6	5-5	1	2	3	3	4	26	3	1	2	0	0	0
20	Karley Johnson		17:55	0-0	0-0	0-0	1	1	2	2	0	3	0	0	0	0	0	9
55	Emrie Ellis		03:03	1-2	0-1	0-0	1	1	2	0	0	2	0	2	0	0	0	2
Team							0	1	1			0		1				
Totals				25-58	11-27	20-20	9	25	34	14	18	81	13	17	5	1	3	-4

Technical Fouls::NONE

Shooting By Period		
1st FG%	4-16	25.0%
3PT%	3-9	33.3%
FT%	2-2	100%
2nd FG%	11-17	64.7%
3PT%	5-9	55.6%
FT%	8-8	100%
3rd FG%	6-11	54.5%
3PT%	2-4	50.0%
FT%	9-9	100%
4th FG%	4-14	28.6%
3PT%	1-5	20.0%
FT%	1-1	100%
GM FG%	25-58	43.1%
3PT%	11-27	40.7%
FT%	20-20	100.0%

Dead Ball Rebounds: 0, 1

Florida - 85 — **Record: 12-9 (3-6)**

NO.	Name		Min	FG M-A	3P M-A	FT M-A	Rebounds OR	DR	TOT	Fouls PF	FD	TP	AS	TO	ST	Blocks BS	BA	+/-
25	Faith Dut	F	24:25	3-7	1-1	0-0	4	4	8	4	1	7	1	3	1	0	0	4
4	Zipporah Broughton	G	28:18	4-7	2-3	3-3	1	2	3	2	3	13	3	3	1	0	0	8
5	Alberte Rimdal	G	32:09	3-11	2-6	0-0	0	0	0	4	0	8	3	2	0	0	0	-1
13	Laila Reynolds	G	12:43	1-1	0-0	0-0	1	1	2	1	0	2	2	0	0	1	0	14
20	Jeriah Warren	G	26:21	4-10	2-3	2-2	6	7	13	2	2	12	2	1	0	0	1	5
2	Aliyah Matharu		25:45	6-17	1-4	4-4	0	3	3	2	5	17	0	3	3	2	0	1
23	Leilani Correa		33:14	9-15	2-4	0-0	1	2	3	0	2	20	2	0	1	0	0	-1
21	Eriny Kindred		08:51	1-2	0-0	1-2	2	3	5	2	1	3	0	1	0	0	0	5
9	Alexia Dizeko		02:05	0-1	0-0	0-0	0	0	0	0	0	0	0	0	0	0	0	-7
6	Kenza Salgues		06:09	1-1	1-1	0-0	0	0	0	1	0	3	0	0	0	0	0	-8
Team							0	2	2			0		0				
Totals				32-72	11-22	10-11	15	24	39	18	14	85	13	13	6	3	1	4

Technical Fouls::NONE

Shooting By Period		
1st FG%	8-20	40.0%
3PT%	2-4	50.0%
FT%	4-4	100%
2nd FG%	9-15	60.0%
3PT%	3-4	75.0%
FT%	3-4	75%
3rd FG%	6-18	33.3%
3PT%	3-7	42.9%
FT%	0-0	0%
4th FG%	9-19	47.4%
3PT%	3-7	42.9%
FT%	3-3	100%
GM FG%	32-72	44.4%
3PT%	11-22	50.0%
FT%	10-11	90.9%

Dead Ball Rebounds: 0, 0

	UA	Gators
Biggest lead	10 (3rd 1:30)	9 (1st 2:42)
Best Scoring Run	9(3rd 4:35)	11(1st 2:42)
Lead Changes	10	
Times Tied	9	
Time with Lead	14:28	21:00

Points from	UA	Gators
Turnovers	19	20
Paint	26	40
Second Chance	13	16
Fast Breaks	9	8
Bench	2	43

Period by Period Scoring	1st	2nd	3rd	4th	TOT
UA	13	35	23	10	81
Gators	22	24	15	24	85

Official Basketball Box Score - Final

Arkansas at Tennessee

02/12/24 Food City Center, Knoxville, Tennessee

2023-2024 Women's Basketball

Game Time: 7:02 PM
Game Duration: 1:42
Attendance: 8,161

Officials: Maj Forsberg, Cameron Inouye, Maggie Tieman

Arkansas - 55 — **Record: 17-9 (5-6)**

NO.	Name		Min	FG M-A	3P M-A	FT M-A	Rebounds OR	DR	TOT	Fouls PF	FD	TP	AS	TO	ST	Blocks BS	BA	+/-
30	Maryam Dauda	F	26:17	4-13	2-9	0-1	1	4	5	4	1	10	2	1	0	0	0	-21
0	Taliah Scott	G	39:36	10-27	3-14	0-0	0	2	2	1	5	23	2	1	2	0	1	-24
2	Samara Spencer	G	37:26	3-8	0-2	3-4	0	3	3	2	3	9	4	3	2	0	1	-25
4	Saylor Poffenbarger	G	23:04	1-5	0-2	0-0	0	7	7	3	0	2	0	1	1	0	0	-14
43	Makayla Daniels	G	38:10	3-12	2-4	0-0	1	6	7	1	5	8	1	4	2	1	1	-23
20	Karley Johnson		10:43	0-0	0-0	0-0	0	0	0	3	1	0	0	0	1	0	0	-17
34	Jenna Lawrence		11:01	1-3	1-3	0-0	1	1	2	2	0	3	0	0	0	0	0	-1
55	Emrie Ellis		09:40	0-0	0-0	0-0	0	0	0	3	0	0	0	1	0	3	0	-2
10	Cristina Sánchez Cerqueira		04:03	0-1	0-1	0-0	0	0	0	0	0	0	0	0	0	1	0	-3
Team							1	2	3			0		0				
Totals				22-69	8-35	3-5	4	25	29	19	15	55	9	11	8	5	3	-26

Technical Fouls::NONE

Shooting By Period		
1st FG%	5-18	27.8%
3PT%	3-9	33.3%
FT%	0-0	0%
2nd FG%	4-20	20.0%
3PT%	3-12	25.0%
FT%	0-0	0%
3rd FG%	6-17	35.3%
3PT%	1-8	12.5%
FT%	0-1	0%
4th FG%	7-14	50.0%
3PT%	1-6	16.7%
FT%	3-4	75%
GM FG%	22-69	31.9%
3PT%	8-35	22.9%
FT%	3-5	60.0%

Dead Ball Rebounds: 2, 0

Tennessee - 81 — **Record: 15-8 (3-8)**

NO.	Name		Min	FG M-A	3P M-A	FT M-A	Rebounds OR	DR	TOT	Fouls PF	FD	TP	AS	TO	ST	Blocks BS	BA	+/-
1	Sara Puckett	F	21:13	1-4	0-3	0-0	0	2	2	2	0	2	1	2	2	0	0	13
2	Rickea Jackson	F	30:55	7-17	1-2	6-8	0	9	9	1	9	21	2	2	0	0	1	18
20	Tamari Key	C	17:10	3-7	0-0	0-0	2	2	4	1	0	6	0	0	0	2	0	11
0	Jewel Spear	G	31:14	3-7	3-4	4-4	3	5	8	1	3	13	7	3	1	1	2	33
15	Jasmine Powell	G	27:36	4-12	1-2	0-0	3	4	7	2	1	9	4	2	1	0	1	23
5	Kaiya Wynn		11:52	1-2	0-0	0-0	0	3	3	5	0	2	2	2	1	0	0	1
21	Tess Darby		21:56	2-6	1-2	0-0	1	5	6	0	0	5	0	1	0	0	0	8
11	Karoline Striplin		09:05	2-4	1-1	0-0	1	1	2	1	0	5	0	1	0	0	0	8
53	Jillian Hollingshead		22:50	4-6	0-0	6-7	3	7	10	1	5	14	3	3	0	0	0	15
13	Avery Strickland		06:09	1-2	1-1	1-2	0	0	0	1	1	4	0	0	0	0	1	0
Team							3	3	6			0		0				
Totals				28-67	8-15	17-21	16	41	57	15	19	81	19	16	5	3	5	26

Technical Fouls::NONE

Shooting By Period		
1st FG%	10-20	50.0%
3PT%	4-6	66.7%
FT%	3-5	60%
2nd FG%	5-15	33.3%
3PT%	0-2	0.0%
FT%	3-3	100%
3rd FG%	8-18	44.4%
3PT%	3-4	75.0%
FT%	4-4	100%
4th FG%	5-14	35.7%
3PT%	1-3	33.3%
FT%	7-9	77.8%
GM FG%	28-67	41.8%
3PT%	8-15	53.3%
FT%	17-21	81.0%

Dead Ball Rebounds: 2, 2

	HOGS	TENN
Biggest lead	0 (1st 10:00)	27 (4th 1:10)
Best Scoring Run	6(2nd 7:55)	12(1st 7:10)
Lead Changes	0	
Times Tied	0	
Time with Lead	00:00	39:33

Points from	HOGS	TENN
Turnovers	8	14
Paint	16	34
Second Chance	3	15
Fast Breaks	16	23
Bench	3	30

Period by Period Scoring	1st	2nd	3rd	4th	TOT
HOGS	13	11	13	18	55
TENN	27	13	23	18	81

Official Basketball Box Score - Final

Missouri at Arkansas

02/18/24 Bud Walton Arena, Fayetteville

2023-24 Women's Basketball

Game Time: 3:00 PM
Game Duration: 1:44
Attendance: 5,927

Officials: Michael McConnell, Ily Seales, Brian Garland

Missouri - 68 — **Record: 11-14 (2-10)**

NO.	Name		Min	FG M-A	3P M-A	FT M-A	Rebounds OR	DR	TOT	Fouls PF	FD	TP	AS	TO	ST	Blocks BS	BA	+/-
43	Hayley Frank	F	33:09	7-17	4-11	4-4	1	5	6	4	4	22	2	3	0	0	1	-4
0	Grace Slaughter	G	36:15	5-10	0-3	0-0	1	2	3	0	0	10	2	3	0	1	1	0
4	Mama Dembele	G	34:43	4-10	2-5	3-4	0	7	7	4	3	13	5	2	2	0	1	5
23	Abbey Schreacke	G	31:27	3-8	2-7	1-1	0	2	2	2	1	9	6	1	0	0	0	-2
24	Ashton Judd	G	35:43	5-10	2-5	0-1	0	6	6	4	2	12	0	3	1	1	0	-6
14	Abby Feit		07:44	0-1	0-1	0-0	0	0	0	4	0	0	0	0	0	0	0	-3
5	Hilke Feldrappe		12:38	1-3	0-2	0-0	0	1	1	0	1	2	0	0	0	0	0	-11
34	Hannah Linthacum		07:56	0-0	0-0	0-0	0	1	1	1	0	0	0	2	0	0	0	-13
20	Sarah Linthacum		00:25	0-0	0-0	0-0	0	0	0	0	0	0	0	0	0	0	0	-1
Team							2	3	5			0		0				
Totals				25-59	10-34	8-10	4	27	31	19	11	68	15	14	3	2	3	-7

Technical Fouls::NONE

Shooting By Period		
1st FG%	10-17	58.8%
3PT%	5-10	50.0%
FT%	0-0	0%
2nd FG%	4-13	30.8%
3PT%	1-8	12.5%
FT%	2-2	100%
3rd FG%	2-11	18.2%
3PT%	0-5	0.0%
FT%	4-5	80%
4th FG%	9-18	50.0%
3PT%	4-11	36.4%
FT%	2-3	66.7%
GM FG%	25-59	42.4%
3PT%	10-34	29.4%
FT%	8-10	80.0%

Dead Ball Rebounds: 1, 0

Arkansas - 75 — **Record: 18-9 (6-6)**

NO.	Name		Min	FG M-A	3P M-A	FT M-A	Rebounds OR	DR	TOT	Fouls PF	FD	TP	AS	TO	ST	Blocks BS	BA	+/-
30	Maryam Dauda	F	35:45	8-12	0-0	2-3	2	3	5	3	4	18	4	3	1	2	0	9
2	Samara Spencer	G	37:16	4-13	1-5	5-8	1	4	5	2	4	14	6	4	0	0	1	10
4	Saylor Poffenbarger	G	38:56	5-10	3-7	0-0	1	10	11	3	1	13	2	2	1	1	0	2
20	Karley Johnson	G	26:49	2-3	1-2	0-0	1	3	4	1	2	5	0	0	1	0	0	-2
43	Makayla Daniels	G	31:48	5-11	0-2	4-5	1	5	6	2	7	14	2	2	1	0	0	3
23	Carly Keats		25:11	4-9	2-4	1-1	0	1	1	0	1	11	0	1	0	0	0	15
55	Emrie Ellis		04:15	0-1	0-0	0-0	0	1	1	0	0	0	0	0	0	0	1	-2
Team							0	2	2			0		0				
Totals				28-59	7-20	12-17	6	29	35	11	19	75	14	12	4	3	2	7

Technical Fouls::NONE

Shooting By Period		
1st FG%	10-17	58.8%
3PT%	0-1	0.0%
FT%	3-4	75%
2nd FG%	9-16	56.3%
3PT%	5-9	55.6%
FT%	2-3	66.7%
3rd FG%	7-15	46.7%
3PT%	1-7	14.3%
FT%	1-2	50%
4th FG%	2-11	18.2%
3PT%	1-3	33.3%
FT%	6-8	75%
GM FG%	28-59	47.5%
3PT%	7-20	35.0%
FT%	12-17	70.6%

Dead Ball Rebounds: 3, 2

	MIZ	ARK
Biggest lead	9 (1st 6:24)	20 (3rd 2:33)
Best Scoring Run	10(4th 5:28)	16(2nd 5:46)
Lead Changes	1	
Times Tied	0	
Time with Lead	09:42	29:34

Points from	MIZ	ARK
Turnovers	12	18
Paint	26	38
Second Chance	6	8
Fast Breaks	8	13
Bench	2	11

Period by Period Scoring	1st	2nd	3rd	4th	TOT
MIZ	25	11	8	24	68
ARK	23	25	16	11	75

Official Basketball Box Score - Final

Arkansas at Texas A&M

02/22/24 Reed Arena, Bryan-College Station

2023-24 Women's Basketball

Game Time: 7:00 PM
Game Duration: 1:52
Attendance: 3,712

Officials: Brian Hall, Talisa Green, Bill Larance

Arkansas - 67 — **Record: 18-10 (6-7)**

NO.	Name		Min	FG M-A	3P M-A	FT M-A	Rebounds OR	DR	TOT	Fouls PF	FD	TP	AS	TO	ST	Blocks BS	BA	+/-
30	Maryam Dauda	F	34:18	7-12	2-3	1-1	4	2	6	4	1	17	2	2	3	2	0	-5
2	Samara Spencer	G	34:50	9-18	2-3	4-5	1	2	3	3	5	24	2	0	1	2	1	-9
4	Saylor Poffenbarger	G	36:29	2-9	1-4	2-2	0	9	9	5	4	7	2	2	0	2	0	-3
20	Karley Johnson	G	27:39	0-4	0-3	2-2	0	1	1	1	1	2	0	0	0	1	0	-7
43	Makayla Daniels	G	38:31	4-10	2-6	5-10	2	5	7	2	8	15	3	1	0	0	1	-3
23	Carly Keats		22:31	1-7	0-3	0-0	0	1	1	0	0	2	1	1	0	0	2	-2
55	Emrie Ellis		05:42	0-0	0-0	0-0	0	0	0	0	1	0	0	0	0	0	0	-1
Team							1	4	5			0		0				
Totals				23-60	7-22	14-20	8	24	32	15	20	67	10	6	4	7	4	-6

Technical Fouls::NONE

Shooting By Period		
1st FG%	5-17	29.4%
3PT%	0-7	0.0%
FT%	3-3	100%
2nd FG%	6-13	46.2%
3PT%	1-4	25.0%
FT%	4-6	66.7%
3rd FG%	6-16	37.5%
3PT%	3-6	50.0%
FT%	3-7	42.9%
4th FG%	6-14	42.9%
3PT%	3-5	60.0%
FT%	4-4	100%
GM FG%	23-60	38.3%
3PT%	7-22	31.8%
FT%	14-20	70.0%

Dead Ball Rebounds: 1, 0

Texas A&M - 73 — **Record: 18-8 (6-7)**

NO.	Name		Min	FG M-A	3P M-A	FT M-A	Rebounds OR	DR	TOT	Fouls PF	FD	TP	AS	TO	ST	Blocks BS	BA	+/-
2	Janiah Barker	F	34:24	4-10	1-1	7-9	4	11	15	3	7	16	3	0	2	0	1	11
32	Lauren Ware	F	30:07	1-5	0-0	0-0	1	6	7	0	2	2	0	3	0	1	2	-1
4	Kay Kay Green	G	27:56	3-8	1-2	0-0	1	2	3	3	1	7	5	2	0	0	1	4
5	Aicha Coulibaly	G	35:53	4-8	0-1	3-3	2	5	7	3	3	11	2	1	2	2	1	11
24	Sahara Jones	G	24:28	5-9	1-2	0-0	2	5	7	2	0	11	1	1	0	0	0	2
14	Maliyah Johnson		03:40	0-2	0-0	2-2	0	0	0	2	1	2	1	0	0	0	0	-1
15	Solé Williams		15:59	4-10	3-6	0-0	0	1	1	3	0	11	1	0	0	0	2	0
3	Tineya Hylton		11:59	2-5	0-2	0-0	0	2	2	4	0	4	0	3	0	0	0	2
00	Sydney Bowles		15:34	3-5	2-2	1-2	0	0	0	0	1	9	1	0	0	1	0	2
Team							2	1	3			0		0				
Totals				26-62	8-16	13-16	12	33	45	20	15	73	14	10	4	4	7	6

Technical Fouls::NONE

Shooting By Period		
1st FG%	5-20	25.0%
3PT%	1-4	25.0%
FT%	4-5	80%
2nd FG%	2-14	14.3%
3PT%	1-4	25.0%
FT%	0-0	0%
3rd FG%	12-15	80.0%
3PT%	4-5	80.0%
FT%	1-1	100%
4th FG%	7-13	53.8%
3PT%	2-3	66.7%
FT%	8-10	80%
GM FG%	26-62	41.9%
3PT%	8-16	50.0%
FT%	13-16	81.3%

Dead Ball Rebounds: 3, 1

	ARK	TAMU
Biggest lead	14 (3rd 9:01)	9 (4th 5:51)
Best Scoring Run	15(3rd 9:46)	12(3rd 6:51)
Lead Changes	13	
Times Tied	5	
Time with Lead	18:16	16:42

Points from	ARK	TAMU
Turnovers	2	6
Paint	32	32
Second Chance	13	6
Fast Breaks	0	6
Bench	2	26

Period by Period Scoring	1st	2nd	3rd	4th	TOT
ARK	13	17	18	19	67
TAMU	15	5	29	24	73

2023-24 BOX SCORES

Official Basketball Box Score - Final
Vanderbilt at Arkansas
02/25/24 Bud Walton Arena, Fayetteville
2023-24 Women's Basketball

Game Time: 2:00 PM
Game Duration: 2:05
Attendance: 3,839

Officials: Roy Gulbeyan, Toni Patillo, Jeffrey Smith

Vanderbilt - 62 — **Record: 20-8 (7-7)**

NO.	Name		Min	FG M-A	3P M-A	FT M-A	Rebounds OR	DR	TOT	Fouls PF	FD	TP	AS	TO	ST	Blocks BS	BA	+/-
12	Khamil Pierre	F	18:02	1-5	0-0	6-6	2	4	6	3	3	8	0	2	0	0	0	3
35	Sacha Washington	F	25:59	5-10	0-0	1-1	4	4	8	2	2	11	1	4	0	0	0	2
3	Jordyn Cambridge	G	36:37	0-12	0-6	1-2	2	6	8	4	2	1	4	2	4	0	0	18
13	Justine Pissott	G	21:41	3-5	1-1	0-0	0	5	5	4	2	7	0	1	0	0	0	10
23	Iyana Moore	G	39:10	2-10	1-2	5-6	0	6	6	3	2	10	5	3	1	1	1	11
5	Ryanne Allen		14:05	2-4	1-3	3-3	1	1	2	0	1	8	0	0	1	0	0	-3
24	Aga Makurat		06:09	0-2	0-2	0-0	1	1	2	1	0	0	0	2	0	0	0	-1
21	Bella LaChance		02:13	0-2	0-1	0-0	0	0	0	0	0	0	0	0	0	0	0	-8
11	Jordyn Oliver		26:15	5-7	0-0	2-3	1	5	6	3	3	12	0	2	0	0	0	13
14	Aiyana Mitchell		01:45	1-1	0-0	0-0	0	0	0	0	0	2	0	0	0	0	0	2
2	Jada Brown		08:04	1-1	1-1	0-0	0	0	0	0	0	3	0	0	0	0	0	-2
Team							0	3	3			0		0				
Totals				20-59	4-16	18-21	11	35	46	20	15	62	10	16	6	1	1	9

Shooting By Period

1st FG%	3-17	17.6%
3PT%	1-4	25.0%
FT%	5-5	100%
2nd FG%	3-15	20.0%
3PT%	2-10	20.0%
FT%	4-4	100%
3rd FG%	9-16	56.3%
3PT%	1-2	50.0%
FT%	5-6	83.3%
4th FG%	5-11	45.5%
3PT%	0-0	0.0%
FT%	4-6	66.7%
GM FG%	20-59	33.9%
3PT%	4-16	25.0%
FT%	18-21	85.7%

Technical Fouls: Pierre 3rd 5:15 Pierre 3rd 1:44

Dead Ball Rebounds: 2, 0

Arkansas - 53 — **Record: 18-11 (6-8)**

NO.	Name		Min	FG M-A	3P M-A	FT M-A	Rebounds OR	DR	TOT	Fouls PF	FD	TP	AS	TO	ST	Blocks BS	BA	+/-
30	Maryam Dauda	F	27:18	1-6	1-4	0-0	2	2	4	4	1	3	0	6	1	1	0	-13
2	Samara Spencer	G	40:00	7-21	1-7	4-7	0	5	5	2	5	19	2	3	2	0	1	-9
4	Saylor Poffenbarger	G	32:07	1-8	1-8	1-2	0	12	12	3	3	4	1	3	1	0	0	-5
20	Karley Johnson	G	28:12	2-5	1-4	2-4	0	3	3	4	2	7	0	1	1	0	0	-5
43	Makayla Daniels	G	27:10	2-5	1-4	0-0	0	1	1	4	4	5	2	1	1	0	0	-9
23	Carly Keats		29:50	4-9	2-3	3-3	0	1	1	0	1	13	0	0	1	0	0	-4
55	Emrie Ellis		12:42	0-0	0-0	2-2	1	1	2	1	2	2	0	0	0	0	0	4
34	Jenna Lawrence		02:41	0-0	0-0	0-0	0	1	1	0	0	0	0	0	0	0	0	-4
Team							0	2	2			0		0				
Totals				17-54	7-30	12-18	3	28	31	18	18	53	5	14	7	1	1	-9

Shooting By Period

1st FG%	4-15	26.7%
3PT%	2-9	22.2%
FT%	0-2	0%
2nd FG%	5-9	55.6%
3PT%	2-5	40.0%
FT%	1-2	50%
3rd FG%	4-14	28.6%
3PT%	2-9	22.2%
FT%	6-7	85.7%
4th FG%	4-16	25.0%
3PT%	1-7	14.3%
FT%	5-7	71.4%
GM FG%	17-54	31.5%
3PT%	7-30	23.3%
FT%	12-18	66.7%

Technical Fouls: Coach 2nd 0:58 Daniels 3rd 5:15 Dauda 3rd 1:44 Daniels 3rd 1:44

Dead Ball Rebounds: 5, 1

	VANDY	ARK
Biggest lead	10 (3rd 3:12)	3 (1st 8:22)
Best Scoring Run	8(3rd 3:12)	7(2nd 5:25)
Lead Changes	7	
Times Tied	6	
Time with Lead	28:25	05:18

Points from	VANDY	ARK
Turnovers	13	15
Paint	26	16
Second Chance	14	5
Fast Breaks	6	1
Bench	25	15

Period by Period Scoring	1st	2nd	3rd	4th	TOT
VANDY	12	12	24	14	62
ARK	10	13	16	14	53

Official Basketball Box Score - Final
South Carolina at Arkansas
02/29/24 Bud Walton Arena, Fayetteville
2023-24 Women's Basketball

Game Time: 8:00 PM
Game Duration: 1:37
Attendance: 3,891

Officials: Pualani Spurlock-Welsh, Cameron Inouye, Margaret Tieman

South Carolina - 98 — **Record: 28-0 (15-0)**

NO.	Name		Min	FG M-A	3P M-A	FT M-A	Rebounds OR	DR	TOT	Fouls PF	FD	TP	AS	TO	ST	Blocks BS	BA	+/-
20	Sania Feagin	F	22:24	3-4	0-0	1-2	4	5	9	1	2	7	3	1	0	0	0	12
10	Kamilla Cardoso	C	15:51	5-8	0-0	1-2	1	2	3	0	2	11	1	0	0	1	2	9
0	Te-Hina Paopao	G	26:58	3-5	2-4	0-0	0	4	4	2	0	8	5	2	0	0	0	20
23	Bree Hall	G	24:40	2-5	0-2	0-0	0	1	1	0	1	4	2	1	0	0	0	24
25	Raven Johnson	G	25:00	1-5	1-2	1-2	0	6	6	0	1	4	7	1	3	0	0	14
2	Ashlyn Watkins		21:23	9-12	0-0	3-5	3	8	11	0	3	21	0	0	1	0	0	28
12	MiLaysia Fulwiley		18:32	7-13	1-6	2-4	1	3	4	2	2	17	2	2	4	0	0	20
21	Chloe Kitts		17:18	4-6	0-0	2-2	2	3	5	2	2	10	2	1	1	0	0	25
5	Tessa Johnson		19:35	4-5	4-5	0-0	1	4	5	2	0	12	1	4	0	0	0	25
35	Sakima Walker		08:19	2-3	0-0	0-0	1	1	2	2	1	4	0	2	0	0	1	8
Team							1	2	3			0		0				
Totals				40-66	8-19	10-17	14	39	53	12	14	98	23	14	9	1	3	37

Shooting By Period

1st FG%	11-18	61.1%
3PT%	2-5	40.0%
FT%	2-4	50%
2nd FG%	9-18	50.0%
3PT%	2-4	50.0%
FT%	1-2	50%
3rd FG%	10-17	58.8%
3PT%	1-5	20.0%
FT%	3-7	42.9%
4th FG%	10-13	76.9%
3PT%	3-5	60.0%
FT%	4-4	100%
GM FG%	40-66	60.6%
3PT%	8-19	42.1%
FT%	10-17	58.8%

Technical Fouls: Bench 1st 10:00

Dead Ball Rebounds: 3, 0

Arkansas - 61 — **Record: 18-12 (6-9)**

NO.	Name		Min	FG M-A	3P M-A	FT M-A	Rebounds OR	DR	TOT	Fouls PF	FD	TP	AS	TO	ST	Blocks BS	BA	+/-
30	Maryam Dauda	F	31:14	7-17	3-12	2-2	0	1	1	1	1	19	0	2	1	3	0	-26
2	Samara Spencer	G	35:48	2-12	1-8	6-8	0	1	1	2	5	11	3	4	3	0	0	-37
4	Saylor Poffenbarger	G	23:56	2-7	0-4	0-0	0	1	1	5	0	4	2	1	0	0	0	-13
23	Carly Keats	G	35:04	4-11	0-5	3-5	1	2	3	1	4	11	0	1	2	0	0	-27
43	Makayla Daniels	G	34:40	4-10	2-7	0-0	1	3	4	1	1	10	3	1	1	0	0	-38
34	Jenna Lawrence		20:47	2-3	2-3	0-0	1	5	6	1	0	6	0	0	0	0	0	-22
55	Emrie Ellis		13:02	0-1	0-1	0-0	2	1	3	1	0	0	1	0	0	0	1	-14
10	Cristina Sánchez Cerqueira		05:29	0-2	0-1	0-0	0	0	0	2	0	0	0	1	0	0	0	-8
Team							0	2	2			0		1				
Totals				21-63	8-41	11-15	5	16	21	14	11	61	9	11	7	3	1	-37

Shooting By Period

1st FG%	7-21	33.3%
3PT%	4-13	30.8%
FT%	4-4	100%
2nd FG%	4-13	30.8%
3PT%	0-7	0.0%
FT%	1-3	33.3%
3rd FG%	8-17	47.1%
3PT%	4-12	33.3%
FT%	0-0	0%
4th FG%	2-12	16.7%
3PT%	0-9	0.0%
FT%	6-8	75%
GM FG%	21-63	33.3%
3PT%	8-41	19.5%
FT%	11-15	73.3%

Technical Fouls: NONE

Dead Ball Rebounds: 2, 0

	SC	ARK
Biggest lead	37 (4th 0:27)	5 (1st 8:56)
Best Scoring Run	14(2nd 3:15)	6(3rd 0:28)
Lead Changes	7	
Times Tied	2	
Time with Lead	33:59	05:25

Points from	SC	ARK
Turnovers	15	8
Paint	56	22
Second Chance	17	2
Fast Breaks	14	7
Bench	64	6

Period by Period Scoring	1st	2nd	3rd	4th	TOT
SC	26	21	24	27	98
ARK	22	9	20	10	61

Game Notes: P1 10:00 Administrative Technical on South Carolina for late starter change ♦

Official Basketball Box Score - Final
Arkansas at Ole Miss
03/03/24 The Sandy and John Black Pavilion at Ole Miss, Oxford
2023-24 Women's Basketball

Game Time: 3:00 PM
Game Duration: 1:41
Attendance: 3,353

Officials: Angelica Suffren, Ify Seales, Karen Preato

Arkansas - 43 — **Record: 18-13 (6-10)**

NO.	Name		Min	FG M-A	3P M-A	FT M-A	Rebounds OR	DR	TOT	Fouls PF	FD	TP	AS	TO	ST	Blocks BS	BA	+/-
30	Maryam Dauda	F	21:50	4-11	0-3	3-5	1	1	2	3	4	11	1	0	0	2	1	-21
2	Samara Spencer	G	40:00	3-18	1-4	3-4	0	3	3	0	5	10	3	2	1	1	2	-44
4	Saylor Poffenbarger	G	23:10	3-7	1-4	0-0	0	6	6	0	0	7	1	4	1	0	1	-23
23	Carly Keats	G	34:13	1-9	0-4	0-0	0	1	1	2	0	2	0	1	0	0	2	-45
43	Makayla Daniels	G	38:21	4-14	1-4	2-2	1	1	2	3	3	11	3	2	2	0	2	-46
34	Jenna Lawrence		24:16	0-1	0-0	0-0	1	3	4	0	0	0	0	0	0	0	0	-18
55	Emrie Ellis		13:51	0-1	0-0	0-0	1	0	1	3	0	0	0	0	1	2	0	-18
10	Cristina Sánchez Cerqueira		04:19	1-2	0-0	0-0	1	0	1	1	0	2	0	0	0	0	0	-5
Team							3	5	8			0		2				
Totals				16-63	3-19	8-11	8	20	28	12	12	43	8	11	5	5	8	-44

Shooting By Period

1st FG%	5-15	33.3%
3PT%	1-4	25.0%
FT%	0-0	0%
2nd FG%	8-14	57.1%
3PT%	2-5	40.0%
FT%	3-5	60%
3rd FG%	1-18	5.6%
3PT%	0-7	0.0%
FT%	2-2	100%
4th FG%	2-16	12.5%
3PT%	0-3	0.0%
FT%	3-4	75%
GM FG%	16-63	25.4%
3PT%	3-19	15.8%
FT%	8-11	72.7%

Technical Fouls: NONE

Dead Ball Rebounds: 1, 0

Ole Miss - 87 — **Record: 22-7 (12-4)**

NO.	Name		Min	FG M-A	3P M-A	FT M-A	Rebounds OR	DR	TOT	Fouls PF	FD	TP	AS	TO	ST	Blocks BS	BA	+/-
2	Marquesha Davis	F	20:35	5-12	0-1	2-2	2	2	4	0	1	12	2	1	1	2	0	41
5	Snudda Collins	F	22:21	8-12	2-5	0-0	0	1	1	0	0	18	2	1	2	0	0	40
24	Madison Scott	F	24:17	5-9	0-0	4-5	2	11	13	0	3	14	8	1	0	0	0	36
32	Rita Igbokwe	F	18:21	4-6	0-0	1-1	2	3	5	1	2	9	1	0	1	3	0	32
3	Kennedy Todd-Williams	G	26:56	5-9	1-1	4-4	2	4	6	3	2	15	2	1	1	1	2	33
21	Zakiya Stephenson		19:45	2-4	0-1	0-0	1	5	6	2	0	4	2	2	0	2	1	6
22	Tyla Singleton		17:05	2-3	0-0	0-0	2	3	5	4	0	4	1	2	0	0	0	19
23	Elauna Eaton		17:08	1-4	1-4	1-2	0	4	4	0	1	4	0	0	0	0	0	4
33	Kharyssa Richardson		17:24	2-7	0-1	3-4	2	3	5	1	3	7	1	0	0	0	1	4
13	Mariyah Noel		11:23	0-2	0-0	0-0	2	1	3	1	0	0	0	2	0	0	1	3
35	Rhema Collins		03:38	0-1	0-0	0-0	1	0	1	0	0	0	1	0	0	0	0	2
20	Ayanna Thompson		01:07	0-0	0-0	0-0	0	0	0	0	0	0	0	1	0	0	0	0
Team							1	4	5			0		2				
Totals				34-69	4-13	15-18	17	41	58	12	12	87	20	13	5	8	5	44

Shooting By Period

1st FG%	11-16	68.8%
3PT%	3-3	100.0%
FT%	2-2	100%
2nd FG%	8-18	44.4%
3PT%	0-2	0.0%
FT%	5-6	83.3%
3rd FG%	5-18	27.8%
3PT%	0-5	0.0%
FT%	6-7	85.7%
4th FG%	10-17	58.8%
3PT%	1-3	33.3%
FT%	2-3	66.7%
GM FG%	34-69	49.3%
3PT%	4-13	30.8%
FT%	15-18	83.3%

Technical Fouls: NONE

Dead Ball Rebounds: 1, 0

	UofA	UM
Biggest lead	0 (1st 10:00)	46 (4th 1:37)
Best Scoring Run	6(2nd 1:37)	17(3rd 2:28)
Lead Changes	0	
Times Tied	0	
Time with Lead	00:00	39:42

Points from	UofA	UM
Turnovers	6	11
Paint	24	50
Second Chance	2	16
Fast Breaks	2	12
Bench	2	19

Period by Period Scoring	1st	2nd	3rd	4th	TOT
UofA	11	21	4	7	43
UM	27	21	16	23	87

Official Basketball Box Score - Final
Arkansas at Auburn
03/07/24 Bon Secours Wellness Arena, Greenville
2023-24 Women's Basketball

Game Time: 6:00 PM
Game Duration: 1:42

Officials: Gina Cross, Angelica Suffren, Timothy Greene

Arkansas - 48 — **Record: 18-14**

NO.	Name		Min	FG M-A	3P M-A	FT M-A	Rebounds OR	DR	TOT	Fouls PF	FD	TP	AS	TO	ST	Blocks BS	BA	+/-
30	Maryam Dauda	F	18:47	3-6	0-1	0-0	1	3	4	4	1	6	1	1	0	0	0	0
34	Jenna Lawrence	F	34:51	5-7	3-5	0-0	1	4	5	1	0	13	1	2	0	1	0	-19
2	Samara Spencer	G	33:35	5-14	1-2	2-3	1	4	5	1	3	13	1	4	1	0	1	-16
23	Carly Keats	G	29:22	0-8	0-5	0-0	1	2	3	1	0	0	4	2	0	0	0	-8
43	Makayla Daniels	G	37:09	3-12	2-5	5-9	0	6	6	3	6	13	1	4	2	0	2	-20
55	Emrie Ellis		21:13	1-3	0-1	0-1	0	5	5	0	1	2	1	1	0	1	0	-19
20	Karley Johnson		23:30	0-3	0-1	1-4	0	3	3	1	2	1	0	2	0	0	1	-13
10	Cristina Sánchez Cerqueira		01:34	0-0	0-0	0-0	0	0	0	0	0	0	0	0	0	0	0	0
Team							2	1	3			0		0				
Totals				17-53	6-20	8-17	6	28	34	11	13	48	9	16	3	2	4	-19

Shooting By Period

1st FG%	6-14	42.9%
3PT%	1-4	25.0%
FT%	0-0	0%
2nd FG%	6-14	42.9%
3PT%	2-3	66.7%
FT%	0-2	0%
3rd FG%	2-14	14.3%
3PT%	2-9	22.2%
FT%	2-6	33.3%
4th FG%	3-11	27.3%
3PT%	1-4	25.0%
FT%	6-9	66.7%
GM FG%	17-53	32.1%
3PT%	6-20	30.0%
FT%	8-17	47.1%

Technical Fouls: NONE

Dead Ball Rebounds: 4, 0

Auburn - 67 — **Record: 20-10**

NO.	Name		Min	FG M-A	3P M-A	FT M-A	Rebounds OR	DR	TOT	Fouls PF	FD	TP	AS	TO	ST	Blocks BS	BA	+/-
0	Yakiya Milton	F	16:26	3-3	0-0	0-0	2	3	5	0	1	6	0	2	0	1	0	-3
14	Taylen Collins	F	26:49	1-4	0-0	0-0	2	5	7	3	1	2	1	2	1	1	0	10
2	JaMya Mingo-Young	G	31:42	5-12	1-1	0-0	0	8	8	2	1	11	8	1	3	0	1	15
5	Sydney Shaw	G	29:31	4-8	3-6	0-0	0	2	2	1	1	11	2	1	0	2	0	15
23	Honesty Scott-Grayson	G	28:35	3-11	0-2	0-0	0	5	5	0	0	6	4	2	1	0	0	10
12	Mar'shaun Bostic		18:52	4-5	0-0	3-5	0	2	2	2	3	11	3	3	3	0	0	7
4	Kaitlyn Duhon		14:51	4-8	0-1	1-2	1	2	3	2	2	9	0	1	0	0	0	12
30	Savannah Scott		10:06	2-6	0-0	0-0	2	3	5	0	1	4	0	0	0	0	1	8
3	McKenna Eddings		13:34	3-4	1-2	0-0	0	1	1	3	0	7	0	0	0	0	0	14
1	Celia Sumbane		06:54	0-1	0-0	0-0	1	3	4	0	1	0	1	0	0	0	0	4
21	Audia Young		00:54	0-0	0-0	0-0	0	0	0	0	0	0	0	0	0	0	0	1
24	Carsen McFadden		00:54	0-0	0-0	0-0	0	0	0	0	0	0	0	0	0	0	0	1
32	Timya Thurman		00:54	0-0	0-0	0-0	0	0	0	0	0	0	0	0	0	0	0	1
Team							0	1	1			0		0				
Totals				29-62	5-12	4-7	8	35	43	13	11	67	19	12	8	4	2	19

Shooting By Period

1st FG%	7-18	38.9%
3PT%	0-2	0.0%
FT%	0-0	0%
2nd FG%	8-18	44.4%
3PT%	3-6	50.0%
FT%	0-1	0%
3rd FG%	4-9	44.4%
3PT%	0-0	0.0%
FT%	3-4	75%
4th FG%	10-17	58.8%
3PT%	2-4	50.0%
FT%	1-2	50%
GM FG%	29-62	46.8%
3PT%	5-12	41.7%
FT%	4-7	57.1%

Technical Fouls: NONE

Dead Ball Rebounds: 0, 0

	ARK	AU
Biggest lead	7 (1st 7:48)	19 (4th 2:56)
Best Scoring Run	7(1st 7:48)	12(2nd 1:05)
Lead Changes	5	
Times Tied	1	
Time with Lead	10:46	28:02

Points from	ARK	AU
Turnovers	7	19
Paint	20	38
Second Chance	5	8
Fast Breaks	0	14
Bench	3	31

Period by Period Scoring	1st	2nd	3rd	4th	TOT
ARK	13	14	8	13	48
AU	14	19	11	23	67

2023-24 BOX SCORES

Official Basketball Box Score - Final

Arkansas at Tulsa

03/21/24 Donald W Reynolds Center, Tulsa, Okla.

2023-24 Women's Basketball

Game Time: 6:30 PM
Game Duration: 1:45
Attendance: 1,831

Officials: D'Lynn Schertz, Nicole Brannon, Timothy Resch

Arkansas - 62 **Record: 18-15**

NO.	Name		Min	FG M-A	3P M-A	FT M-A	Rebounds OR	DR	TOT	Fouls PF	FD	TP	AS	TO	ST	Blocks BS	BA	+/-
30	Maryam Dauda	F	32:38	9-16	1-1	3-5	4	5	9	2	5	22	1	3	1	1	3	-21
34	Jenna Lawrence	F	31:36	0-7	0-7	0-0	2	6	8	4	0	0	1	2	1	1	1	-10
2	Samara Spencer	G	35:08	3-11	2-7	4-6	1	6	7	3	5	12	4	3	1	1	1	-15
23	Carly Keats	G	28:07	2-10	0-5	0-0	0	2	2	2	0	4	1	3	0	0	0	-23
43	Makayla Daniels	G	34:22	5-12	1-4	3-6	0	2	2	4	6	14	2	1	0	0	0	-20
20	Karley Johnson		25:24	3-5	2-3	0-0	1	1	2	1	0	8	0	0	0	0	1	-3
55	Emrie Ellis		11:13	1-2	0-1	0-0	1	2	3	3	1	2	0	1	1	0	0	-3
10	Cristina Sánchez Cerqueira		01:32	0-0	0-0	0-0	0	1	1	0	0	0	0	0	0	0	0	5
Team							0	2	2			0		0				
Totals				23-63	6-28	10-17	9	27	36	19	17	62	9	13	4	3	6	-18

Technical Fouls::NONE

Shooting By Period		
1st	FG%	3-17 17.6%
	3PT%	1-8 12.5%
	FT%	0-0 0%
2nd	FG%	5-11 45.5%
	3PT%	0-2 0.0%
	FT%	5-9 55.6%
3rd	FG%	8-16 50.0%
	3PT%	3-9 33.3%
	FT%	4-6 66.7%
4th	FG%	7-19 36.8%
	3PT%	2-9 22.2%
	FT%	1-2 50%
GM	FG%	23-63 36.5%
	3PT%	6-28 21.4%
	FT%	10-17 58.8%

Dead Ball Rebounds: 2, 0

Tulsa - 80 **Record: 24-9**

NO.	Name		Min	FG M-A	3P M-A	FT M-A	Rebounds OR	DR	TOT	Fouls PF	FD	TP	AS	TO	ST	Blocks BS	BA	+/-
2	Temira Poindexter	F	35:56	8-14	3-5	2-3	0	6	6	0	4	21	4	1	0	3	0	17
0	Katia Gallegos	G	10:26	3-3	0-0	2-2	1	2	3	3	3	8	3	3	0	0	0	14
5	Delanie Crawford	G	33:52	6-16	3-8	2-2	2	4	6	3	4	17	1	2	0	0	2	21
21	Hadley Periman	G	27:24	2-6	1-5	0-0	1	6	7	1	2	5	6	1	0	3	0	35
22	Mady Cartwright	G	19:42	1-4	1-2	2-2	0	2	2	4	1	5	1	2	2	0	0	18
24	Elise Hill		31:11	6-12	3-5	3-4	2	5	7	1	2	18	0	1	3	0	1	4
12	Amira Brown		19:26	1-2	1-2	0-0	0	4	4	1	1	3	1	1	0	0	0	0
13	Jessika Evans		12:56	1-5	0-3	1-2	1	3	4	1	2	3	3	0	0	0	0	-7
1	Cam Mathews		05:34	0-0	0-0	0-0	0	1	1	0	0	0	1	0	0	0	0	-3
11	Caranda Perea		01:59	0-1	0-1	0-0	0	1	1	2	0	0	0	1	0	0	0	-6
20	Katelyn Levings		01:34	0-0	0-0	0-0	0	1	1	1	0	0	0	1	0	0	0	-3
Team							1	1	2			0		0				
Totals				28-63	12-31	12-15	8	36	44	17	19	80	20	13	5	6	3	18

Technical Fouls::NONE

Shooting By Period		
1st	FG%	7-18 38.9%
	3PT%	2-8 25.0%
	FT%	6-7 85.7%
2nd	FG%	8-16 50.0%
	3PT%	4-10 40.0%
	FT%	3-4 75%
3rd	FG%	7-14 50.0%
	3PT%	4-8 50.0%
	FT%	0-0 0%
4th	FG%	6-15 40.0%
	3PT%	2-5 40.0%
	FT%	3-4 75%
GM	FG%	28-63 44.4%
	3PT%	12-31 38.7%
	FT%	12-15 80.0%

Dead Ball Rebounds: 3, 0

	ARK	TLS
Biggest lead	0 (1st 10:00)	28 (2nd 6:20)
Best Scoring Run	5(2nd 3:12)	12(2nd 6:20)
Lead Changes	0	
Times Tied	0	
Time with Lead	00:00	38:40

Points from	ARK	TLS
Turnovers	12	12
Paint	32	30
Second Chance	8	13
Fast Breaks	2	8
Bench	10	24

Period by Period Scoring	1st	2nd	3rd	4th	TOT
ARK	7	15	23	17	62
TLS	22	23	18	17	80

RAZORBACK
HISTORY
31
VAUGHN
21

RAZORBACK HISTORY

EARLY ORIGINS

Women's basketball has been a part of the fabric of the University of Arkansas for almost a century. Teams of female students took to outdoor courts and peach baskets just after the turn of the century. While the women waited until 1976 for the first varsity team to officially represent the University, these early photos show how the game captured what was then deemed "the fairer sex" in action.

THE FIRST TEAM

As the photo at right illustrates, almost since the turn of the century, women have banded together to play basketball at the University of Arkansas. In fact, yearbook references to women's basketball predate men's basketball at Arkansas. There are photographs of at least three teams of women's basketball players prior to 1910. From the 1930s until the late 1950s, some of the nation's best AAU players and teams came from the state of Arkansas. After years of "extramural" women's basketball in the late 1960s and early 1970s at the University, the first varsity Razorback basketball team took the court in Barnhill Arena in 1976–77. Under Coach Sharon Ogle, these Razorbacks established the winning tradition at Arkansas with a 10–6 season. Composed of walk–ons, the 1976–77 team was undefeated in Barnhill Arena (6–0) and set a school record for largest margin of victory that may never be broken – 79 points – with a 108–29 win over Bartlesville Wesleyan. Three walk–ons received aid to become the first scholarship women at Arkansas: Camille Yancey of Marvel, Pat Keck from Rogers and Carol Ann Riggs of Fayetteville.

IN THE BROYLES TRADITION

The next season, the University of Arkansas awarded its first women's athletic scholarship to a freshman recruit. A local basketball star at Fayetteville High, Betsy Broyles, became the first Razorback high school recruit, one of 10 women recruited during the 1977–78 season. Wearing No. 30 for Arkansas, Betsy, daughter of former athletic director Frank Broyles, had her playing career cut short by an injury, but she did letter two seasons at Arkansas.

ARKANSAS' FIRST SUPERSTAR

Wynne, Arkansas' Bettye Fiscus arrived at the University in 1981, and Razorback basketball was never the same in the most positive way possible. Fiscus set the University record for scoring – man or woman – at 2,073 as Arkansas' first All–American. While NBA star Todd Day finally broke Fiscus' scoring mark, she still holds almost all the women's basketball career scoring records. Wearing No. 5, her jersey was the first retired by the University, receiving that honor in 1986.

FIRST NATIONAL CHAMPIONS

A senior–laden Razorback club that had advanced to the NCAA Tournament in 1986 received the snub of the committee in 1987. Behind co–captain guard Tracy Webb, the 1986–87 team wrecked its vengeance on the National Women's Invitational Tournament, sweeping through the postseason tournament to bring home the first team national title for a women's squad at Arkansas. The Razorbacks averaged over 100 points per game for the tournament, crushing California, 112–80, in the championship game.

"DIALING" FOR TROPHIES

Arkansas and the Dial Soap Women's Basketball Classic series had a long, distinguished history. The Dial Classics were the longest–running series in women's hoops. Arkansas had the unofficial distinction of winning more Dial trophies than any team starting in Minnesota. In fact, the Razorbacks played in eight different Dial tournaments in eight seasons, winning trophies in six. This past record combined with increasing promotions led to Arkansas receiving the right to host one of the coveted tournaments, bringing the Dial series to Fayetteville in 1991 (photo below) until the series was disbanded in 1997.

THE SHOTS HEARD 'ROUND THE WORLD

On Feb. 23, 1990, Arkansas ended the longest conference winning streak in NCAA history by defeating the Texas Lady Longhorns, 82–77. The win broke UT's 183–game streak against Southwest Conference foes and cleared the way for the first non–Texas SWC women's basketball titlist. It also ended the nation's longest active home win streak at 47 games. Senior guard Juliet Jackson, who hit six free throws in the closing minute to clinch the game, summed it up best: "We messed up all their streaks." The next week junior center Delmonica DeHorney was named Sports Illustrated Women's College Basketball Player of the Week.

RAZORBACK HISTORY

ONLY SWC WOMEN'S TROPHIES OUTSIDE THE LONE STAR STATE

Arkansas was the first team to beat Texas and the first team to win a share, then later an outright, Southwest Conference Championship besides the Lady Longhorns. In 1991, Arkansas also ended the Lone Star state's dominance of the SWC tournament by defeating Texas Tech for the title. These three trophies–the 1990 and 1991 SWC Championship and 1991 SWC Classic–are the only women's basketball trophies in captivity outside the state of Texas.

DELMONICA DEHORNEY, ALL-AMERICAN



While Delmonica DeHorney may have several notable seconds in her resume – second Razorback player to have her jersey (50) retired, second Razorback to play professional basketball and second all–time leading scorer (1,785) – she claims one of the most significant firsts: the first Kodak All–American at the University of Arkansas. DeHorney also is in the record books as the all–time leader in field goal percentage and blocked shots for a career. Her domination in the paint carried Arkansas to the 1990 NCAA West Regional Finals and to the 1991 NCAA Sweet 16. A two–time SWC Player of the Year, Delmonica is the only women's basketball player in SWC history to earn three all–conference honors and was tabbed SWC Newcomer of the Year as a freshman. DeHorney was inducted into the UA Hall of Honor in 2000.

BARNHILL CROWDS TO REMEMBER

Beginning with the 1989–90 season, the Razorbacks declared W.A.R. (Women's Attendance Record) on a select opponent. The first two W.A.R.s were against Texas and resulted in the two largest crowds at Barnhill for a women's basketball game. Upon entering the SEC, Arkansas had a Border W.A.R. with LSU. W.A.R. IV featured the 24th–ranked Kentucky Lady Kats. Arkansas' feared home crowd worked its Barnhill magic in the last three W.A.R.s. The last two years were particularly dramatic as the Razorback fans rallied Arkansas from halftime deficits.

AN ALL-AMERICAN BY EVERY MEASURE

No other point guard in Arkansas history had a career that can match Newark's Amber Nicholas. In her four years, she never missed a game, playing 117 consecutive games, and she set the record for the most consecutive games started: 87. Nicholas set the school record for career assists, and her steady hand guided Arkansas to the best record of any four–year period in school history. Named the MVP of the 1991 SWC Tournament, Nicholas also earned three Dial MVP awards in consecutive seasons. One of the most beloved Razorbacks, Nicholas also was a two–time selection to the highly prestigious CoSIDA Academic All–America team and received an NCAA Postgraduate Scholarship. She was inducted into the Hall of Honor in 2002 and has served as a member of the basketball staff for 31 years, currently as the Director of Basketball Operations.

THE NATION COMES TO FAYETTEVILLE

At the end of the 1993–94 season, the University of Arkansas Women's Athletics Department hosted the first major NCAA championship event held in the state of Arkansas. The 1994 NCAA Division I Women's Basketball Mideast Regional set marks for regional attendance and hospitality. A true community project, one of the highlights was a street party and battle of the bands on the downtown square called Fayetteville Friday Night for the two teams in Saturday's championship game. Louisiana Tech advanced from Fayetteville to the Final Four with upsets of No. 1–ranked Tennessee and Lisa Leslie's USC Trojans.

A MOMENT IN TIME

As the Razorbacks prepared to move to Bud Walton Arena in December 1993, the Women's Athletics Department held a celebration of 17 years of women's hoops in Barnhill Arena with "A Moment in Time." The banquet held in Barnhill was attended by dozens of former Razorbacks, including three of the four career leaders. A special retrospective video tracing the Razorbacks and their winning tradition in Barnhill was screened as a part of the festivities.

THE CARDIAC KIDS

The 1994–95 season saw the Razorbacks return to the Associated Press Top 25 and the NCAA tournament, posting a 23–7 record. Arkansas did it by winning nine games in the closing minute and three games on last shots, with a team composed mostly of freshmen and sophomores.

A STREAK UNEQUALED

The first freshman recruit to start opening day at point guard for Arkansas, Christy Smith, earned attention for her free throw shooting, 89.9 percent to lead the nation, as well as her tenacious defense in which she led the SEC in steals with 3.0 per game. But on Dec. 6, 1995, Smith took her first step toward a mark that might stand for all time. The 5–6 West Lafayette, Indiana, point guard started that night against Alabama, and did not leave the court against a SEC opponent for the rest of the season. For all 11 regular season games and two SEC tournament games, Smith played 525 consecutive minutes – a feat unequaled by man or woman in the league. The 1995 SEC Freshman of the Year, Smith also became Arkansas' first woman named to the Associated Press All–America team as an honorable mention.

A PRESIDENTIAL VISIT

Usually, the national champion visits the President of the United States in the White House. On Dec. 9, 1996, President Bill Clinton visited the women's basketball team in their locker room during halftime of the men's game against Cincinnati. It may be the first time a sitting President has dropped in to the locker room of a collegiate women's basketball team, and as luck would have it, it was not the last time the Razorbacks posed with the President.

DREAMS DO COME TRUE

On March 9, 1998, the Razorbacks wanted to get back into the NCAA Tournament. By March 27, 1998, they were in the NCAA Final Four, living the dream they had wished for years. Arkansas made NCAA Tournament history as the lowest seed -- #9 in the West -- to advance to the Final Four. The Razorbacks were the first unranked team in women's basketball history during the modern era to reach the Final Four. Additionally, they were the lowest finishing team in conference play -- tied for sixth in the SEC -- to reach the Final Four. Arkansas did it all on the west coast, spending two whole weeks in the Bay Area. Along the way, the Razorbacks beat four conference champions coming from the WAC, Pacific, Ivy and ACC, as well as three ranked teams in Hawai'i, Kansas and Duke. This all set up Arkansas to face conference rival Tennessee in Kansas City.



Arkansas played all four of its pre–Final Four games on late night TV, earning the nickname of Good Morning America's team. Every member of the team contributed to the run, starting with a 24–point effort by Karyn Karlin in the opening round win over #20 Hawai'i, 76–70. Then it was freshman Wendi Willits' turn with a near–NCAA record six three–pointers to blow open Arkansas' second round contest with Harvard, 82–64. In the opening round games held in Stanford, California, Christy Smith had zero turnovers and 16 assists over those two contests.

At the West Regionals in Oakland, junior Sytia Messer stepped to the front as Arkansas' leading scorer in both wins, earning herself the honor as the most outstanding player at the West Regional. Messer had 23 points as Arkansas used an impressive 54–point second half to dispatch Kansas, 79–63, in the Sweet 16. Fellow junior Treva Christensen announced herself with 14 points off the bench against Duke to earn all–tournament selection. Junior Tennille Adams was 6–of–9 with 14 off the bench including the go–ahead bucket in the closing minutes against Duke. The defining moment belonged to Smith, as she calmly sank four free throws in the final seconds to send Arkansas to the Final Four for the first time in school history with a 77–72 win over ACC champion Duke. "Do you believe in fairy tales? Christy Smith sure does."

FIVE GAMES TO GLORY



When the 1999 season ended, Arkansas was 15–14 and 11th in the SEC. Leading scorer Karyn Karlin was out for the year with a torn ACL. Not the ending Cinderella hoped for after the Final Four. But Arkansas got a second chance with the WNIT, and by virtue of its season attendance, was chosen to host the opener with SLC champion Northwestern State. Sophomore Lonniya Bragg, quiet most of the season, tore into NSU for a career–tying 22 points. Arena conflicts helped Arkansas host round two, and a late–season snowstorm led to the small–

est crowd (at the time) at Bud Walton for women's basketball (890). Those that braved the weather saw a sophomore class record 35 points as Okie Wendi Willits busted the Sooners in an overtime thriller, 97–93. The crowds began to pour back into Bud Walton, and Arkansas survived Rice, 76–70, in the quarterfinals thanks to 18 points from Bragg. The WNIT picked Arkansas to host again, and the crowd and the Razorbacks did not disappoint as 9,041 saw 5–11 Bragg rack up a career–high 23 against the 6–5 and 6–4 posts of MVC runner–up Drake in a 80–56 rout. It set the stage for a titanic showdown at Walton with Wisconsin. An all–time record 14,163 paid to see Arkansas win the WNIT title behind an inspired senior performance from Kamara Stancle with 15 points and 13 rebounds. The victory was marred by the sudden illness and death of Sytia Messer's mother on the eve of the game.

AMERICA'S BEST THREE-POINT SHOOTER

Wendi Willits shattered all of Arkansas' three–point records during the 1998–99 season. More impressive, the 5–8 Fort Cobb, Oklahoma sophomore came within a single trey of breaking a previously thought unbreakable SEC record –– Cornelia Gayden's single season mark. Willits finished with 104, shooting 35.7 from the arc. Ranking top five in the nation in both percentage and production, Willits was chosen by the Basketball Hall of Fame as its Ed Steitz Award winner. Her uniform, complete with her trademark headband, was displayed for the 1999–2000 season at the Basketball Hall of Fame in Springfield, Massachusetts. Her senior year, she became the No. 2 three–point scorer in SEC history as well as the all–time leader at Arkansas. Willits closed her career at the ESPN College Three–Point Shooting Contest, where she reached the Final Four.



DROPPING DIMES



Point guard Amy Wright started the second century of Razorback basketball by shattering a once–thought–untouchable record of 186 assists in a season set by Donna Wilson in 1989. Wright's 198 led Arkansas back into the NCAA Tournament second round in 2001 and left her in striking distance for her senior season of the all–time leader, Amber Nicholas Shirey. For her final season, Wright not only took the career record early on, but she broke her own season mark to become the first woman to go over 200 in a season with 205 and closed her career with 717.

SECOND TO ONE, BUT SECOND TO NONE

Hot Springs, Arkansas native Shameka Christon finished her four–year career at Arkansas as the first woman to threaten the all–time scoring mark of Bettye Fiscus and ended up second all–time with 1,951 points. However, in many ways Christon was second to none in her Arkansas career with many firsts. Early in her career Christon became the first Razorback women's basketball player to represent the United States at the World Championships and the first to win a gold medal on the world stage. As a senior, she was the first Razorback named Associated Press All–America with her selection to the third team, surpassing Christy Smith's four times on the AP team, but as an honorable mention. Christon also became the first voted SEC Player of the Year (both coaches and AP), making her the second Razorback to take player of the year (Delmonica DeHorney in the SWC days). She closed out her time in Fayetteville by becoming the first Razorback taken as a first–round draft pick of the WNBA, going fifth overall to the New York Liberty. Christon added another first as the first Razorback to make an all–pro team as she was on the WNBA's Rookie Team in 2004.

IT WAS THE BEST OF TIMES... IT WAS THE WORST OF TIMES

Tom Collen returned as the head coach for the Arkansas women's basketball team in April 2007. Inheriting a team that had set the standard for best start to the first loss with a 15–1 run before setting the standard for futility with a 10–game losing streak, Collen had no expectations of another streak against a schedule including key road contests. After the first win in several years at Missouri, Arkansas came home to face Clemson –– the first ACC team in Walton Arena. Downing the Tigers, the Razorbacks faced the toughest test with NCAA participant Marquette in the finals of the Dartmouth tournament. Trailing by eight, Arkansas rallied for a two–point win. Riding a 14–game streak, the Razorbacks pummeled former SWC rival Texas Tech to close out the pre–conference schedule perfect.

The 15–0 start broke the in–season winning streak of the 1990–91 SWC Championship team that set the school record for wins and percentage with a 28–4 finish. The 15 straight games also bested the 11–game run to close the 1998–99 and start the 1999–00 season. Behind senior double–double averaging post player Lauren Ervin, Arkansas looked ready to vault its top 25 AP ranking back into the NCAA Tournament. Fate had different plans as Ervin tore her ACL in the SEC opener, ending her career as the second all–time double–double points–rebound player. The Razorbacks suffered several other injuries and stumbled to a 2–13 close.

HISTORIC CHANGES

On Jan. 1, 2008, the University of Arkansas brought together the men's and women's athletic departments. Starting with the new fiscal year on July 1, 2008, the women's sports teams dropped the usage of "Lady" and "Lady'Back" nicknames.

MORE CHANGES

The Razorbacks returned to the NCAA Tournament reaching the second round before elimination in 2011–12. The team that bumped them? New SEC member Texas A&M. Arkansas and the 12–member SEC began preparation for the addition of the Aggies and Missouri moving the SEC to 14 teams for the 2012–13 season.

A NEW ERA

In April 2014, Arkansas welcomed its eighth head coach in program history with the hiring of former, and now current, ESPN analyst Jimmy Dykes. In his first year, Dykes faced the task of playing one of the nation's toughest (ranked sixth) schedules. What did the first–year coach and the Razorbacks do? That team won 18 games, defeated three ranked opponents and reached the second round of the NCAA Tournament. Along the way, sophomore Jessica Jackson picked up All–SEC Second–Team honors and Dykes earned the respect of his peers, being named one of two finalists for the Spalding Maggie Dixon Division I Rookie Coach of the Year.

In Dykes' second season, the Razorbacks started the conference schedule facing four ranked teams in its first five opponents – the only team in the Power Five conferences to do so. Arkansas picked up three wins in home games against No. 13 Texas A&M, No. 13 Tennessee and No. 24 Missouri during that run. The Razorbacks finished with seven SEC wins, improving from six league wins in the previous season.

A NEW CHAPTER -- WELCOME TO THE NEIGHBORHOOD!

The University of Arkansas welcomed home Mike Neighbors as the ninth coach in Arkansas women's basketball history on April 3, 2017. Neighbors returned to his alma mater after four seasons as the head coach at the University of Washington where he led the Huskies to their first–ever Final Four with three NCAA Tournament appearances and a WNIT Quarterfinals showing.

Neighbors guided Washington to four seasons of unprecedented success, highlighted by the 2016 NCAA Final Four and two NCAA Sweet 16 appearances. Named the program's head coach after two years as an assistant, Neighbors led the Huskies to a 98–41 record that was fueled by three consecutive 23–plus win seasons and included four postseason appearances (3 NCAA, 1 WNIT).

In just seven years after his return to his alma mater, Mike Neighbors has transformed Arkansas into a nationally recognized women's basketball program. During his time back home, Neighbors has guided his Hogs to the best seven–year period of sustained success in program history. The proof of his success, and the success of his system, lies in the numbers - Neighbors has accumulated 236 wins during his 11 seasons as a head coach, the most of any NCAA Division I Head Coach of a Power 5 program. The Hogs have qualified for six straight postseason berths (if including 2020), one of three SEC programs to do so, as well as earned back–to–back NCAA Tournament appearances in 2021 and 2022, marking the first back–to–back appearances in 20 years (2001 and 2002). Had the 2019–20 postseason have not been cancelled due to the COVID–19 pandemic, that 24–8 squad was well on its way to a deep run at the NCAA Tournament, which would had made it three straight NCAA Tournament trips for the Hogs. With a postseason appearance in the NCAA WBIT in 2023–24, Neighbors tied Gary Blair for most consecutive postseason appearances with six.

As the Razorbacks' head coach, Neighbors has logged a 128–92 mark and the best winning percentage in league play among the program's head coaches. Neighbors has coached seven All–SEC recipients, the 2022 SEC Freshman of the Year in Samara Spencer and four SEC All–Freshman selections. Boasting the best success rate of any Arkansas coach at the SEC Tournament, Coach Neighbors' 2019 team made it to the program's first SEC Tournament final. Not to mention, Neighbors has guided his Arkansas teams to 42 wins over AP–ranked teams. Under Coach Neighbors' leadership, he has guided the Hogs to becoming the first Arkansas team to beat two top–five teams in the same season with victories over No. 4 Baylor and No. 3 UConn in 2020–21. Additionally, at Arkansas, Neighbors has coached two WNBA draft picks (Chelsea Dungee, first round, fifth pick [tied for highest draft pick in school history]; and Destiny Slocum, second round, 14th pick in the 2021 draft).

30 GREATEST GAMES



#1A | ARKANSAS 77, #8 DUKE 72

March 23, 1998

A total team effort. Christy Smith fulfills the dream of every little girl– she must make the free throws to send Arkansas to the Final Four. Smith does not get to the line without Tennille Adams' offensive stick–back to put Arkansas ahead. Treva Christensen and Sytia Messer solidify their picks as All–West and West Region MVP. The game gives rise to two of the greatest moments in women's basketball history. The first came before the game. After a silent ride through the Oakland twilight, Gary Blair rose as the team bus halted. "Don't get off the bus if you don't expect to win," he said, then turned and left the bus. The second came after as Smith and Stancle fell to the floor at the end of the game. ESPN commentator Beth Mowins declared, "Do you believe in fairy tales?"

Texas coach Jody Conradt appears somber as Arkansas' Juliet Jackson exults Friday after the Lady Razorbacks snapped UT's 183-game winning streak against Southwest Conference opponents with an 82-77 victory in Austin. Jackson made six free throws down the stretch to seal the victory.

Arkansas snaps UT women's streak

AUSTIN — The streak is over.

Box score, standings 12B

a 59-52 decision to Texas A&M on Jan. 23, 1978.

#1B | ARKANSAS 82, #6 TEXAS 77

February 23, 1990

The clipping above from the Dallas Morning News says it all. Senior Juliet Jackson's clutch free throws ice the first loss by UT to a SWC member –183 consecutive games. Delmonica DeHorney led Arkansas with 26 points, eight boards and four blocks. Jackson had 19 points and seven assists, and of course, was 7–of–8 at the line–4–of–4 in the closing minute. DeHorney was national player of the week after the game, but those that were there will tell you the best part was seeing The Drum bathed in white–not victory burnt orange–lights.

#3 | #19 ARKANSAS 90, #3 UCONN 87

January 28, 2021

Hard to believe that a game that wasn't on the schedule until late January could be the third greatest game in program history, but beating WBB's gold standard will do that. In front of a 4,400 COVID sell–out crowd at BWA, the Hogs torched the Huskies, led by Chelsea Dungee's legendary 37–point performance. That was the most points scored by an individual on the Huskies since the turn of the century. With the win, Arkansas became just the ninth team to take down UConn since 2012.

#4A | ARKANSAS 58, #15 TEXAS A&M 51

March 9, 2019

Arkansas punched its ticket to its first–ever SEC Championship game with one of the greatest comebacks in the history of the program, using a 17–0 burst to top No. 15 Texas A&M in the SEC Tournament Semifinal. Chelsea Dungee (17 points), Jailyn Mason (15 points) and Alexis Tolefree (11 points) led the way out of what was once a 16–point hole, while nine fourth–quarter turnovers forced was enough to get the Hogs into the SEC Final.

#4B | ARKANSAS 67, #15 TEXAS A&M 66

March 6, 2020

It happened again. The Razorbacks, who had just beaten A&M the season before in dramatic fashion in Greenville, came back from 17 down to eliminate the Aggies for the second straight season in the SEC Tournament. Senior forward Kiara Williams, a 57 percent FT shooter, knocked in two from the stripe to seal the historic win. Freshman Makayla Daniels led the Hogs with 13 points, while also guarding future pro Chennedy Carter.

#6 | #10 ARKANSAS 82, #2 LSU 72

January 19, 2003

The largest regular season crowd in school history (11,486) and ESPN watched as Arkansas won the first top 10 vs. top 10 game in school history. Arkansas' "Big Three" of Shameka Christon (25 points, 7 boards), India Lewis (19 points) and Dana Cherry (13 points, 12 rebounds) were joined with SEC all–freshman Ruby Vaden (13 points, 7 boards) as the Razorbacks dominated the second–ranked Tigers. LSU threatened late, but the comeback only served to add to the instant classic status of the game. Along with mark the best start in SEC play to date, LSU became the highest–ranked team to lose to Arkansas.

#7 | ARKANSAS 72, #9 TENNESSEE 71 (OT)

February 23, 2012

Sarah Watkins hit a layup with eight seconds on the clock forcing overtime with the game tied at 62, and Lyndsay Harris hit two in overtime giving Arkansas a 72–71 win in overtime over No. 9/11 Tennessee in Knoxville, Tennessee. The Razorbacks hit the final four points and held Tennessee scoreless late for the win. Harris paced Arkansas with 20 points and Watkins had 18. Senior C'eira Ricketts added 16 in the win.

#8 | #16 ARKANSAS 83, #4 BAYLOR 78

December 6, 2020

Drawing the team no one else wanted in the 2020 SEC/Big 12 Challenge, the Hogs secured the first of two top–five wins during the 20–21 season against the Lady Bears. It was the Hogs' first win over a top–five team in 17 years, and it was their first win over a defending national champion since 1996. Amber Ramirez and Chelsea Dungee led the way, scoring 23 and 22, respectively. The Hogs got to the free throw line at will, which changed the game – they made 30 of their 39 FTA.

#9 | #22 ARKANSAS 81, #7 GEORGIA 70

March 18, 1990

Considered for years one of the top 10 upsets in NCAA women's tournament history, Arkansas goes to Athens, Georgia, to stun the Lady Bulldogs behind 30 points from Juliet Jackson. Georgia's strategy was to shut down Delmonica DeHorney and Blair Savage inside and isolate Amber Nicholas outside. They dared Jackson to beat them, and she did by raining down 12–of–19 from the perimeter.

30 GREATEST GAMES

#10 | ARKANSAS 67, WISCONSIN 64
March 23, 1999

Don't try to tell the then-WNIT record crowd of 14,163 fans at Walton Arena that this was the game for 65th in the country. The back-and-forth battle with the Badgers was befitting any championship. Seniors Kamara Stancle and sophomore Wendi Willits score 15 each as the team wins one for Sytia Messer's mom who passed away 24 hours before the game.

#11 | #22 ARKANSAS 77, #6 TENNESSEE 75
December 29, 1996

The Razorbacks make national headlines with their first-ever win over Tennessee. Sytia Messer holds Chamique Holdsclaw to a single field goal and only 7 points while Christy Smith and Kimberly Wilson go off for 21 points each. Wilson jumped on UT early, hitting her first three treys and giving Arkansas a 19-11 advantage. Defense was the difference as four turnovers keyed a 13-0 run by Arkansas, capped by a three-pointer by Sytia Messer for a 48-36 lead. Tennessee did not go away, rallying to within a point, 76-75, with 0:56 to play. The Lady Vols had one last chance to win the game but missed an inside shot. Karen Jones pulled down the rebound of her life and was fouled by Tennessee. Jones' free throw in the final seconds gave Arkansas its final margin of victory.

#12A | ARKANSAS 74, #7 SOUTH CAROLINA 46
January 27, 2002

Arkansas accomplished one of the most profound reversals in Lady Razorback history with this win over the Gamecocks. The Razorbacks lost to South Carolina on the road, 91-66, earlier in the month of January prior to defeating the Gamecocks at home in dominating fashion, 74-46. This marked a 53-point turnaround in the same season. In the Razorbacks' big win, Arkansas forced 26 turnovers compared to UA's 12, while shooting 42 percent as opposed to 26.3 percent for South Carolina. Arkansas also held South Carolina's best player, Jocelyn Penn, to 1-for-8 shooting for four points.

#12B | ARKANSAS 67 - #8 VANDERBILT 57
January 31, 2002

A combination entry because they are the first time that Arkansas defeated consecutive top 10 teams at Fayetteville, and because of the circumstances around the games. The Razorbacks stumbled at USC only three weeks earlier, 91-66, and thanks to some humbling early games were 1-6 to open SEC play. Not only did Arkansas turn the season around but did so in convincing fashion. Forcing 26 turnovers, India Lewis and Dana Cherry had 17 each as UA meted out its worst beating of a ranked team during the regular season on USC. Four days later, Shameka Christon poured in 21 to lead Arkansas past Vanderbilt as the Razorbacks controlled the game start to finish.

#14 | #1 TEXAS 71, ARKANSAS 70
February 18, 1984

The Texas win that wasn't. Arkansas scrapped with the top team in the nation and got the opportunity of a lifetime with the ball and the clock running out at Barnhill Arena. Senior Amanda Holley's baseline jumper hangs in the air, hits the bucket, rolls around the rim and falls out as the horn sounds. The Razorbacks will have three more close calls with their arch-rivals, but a basketball generation will pass before Texas falls in 1990.

#15 | #22 ARKANSAS 90, UCLA 80 (OT)
March 14, 1990

Perhaps the most exciting overtime game in Arkansas history, the Razorbacks come back from a 10-point deficit late in the game to tie the contest and send it into overtime. Led by All-America candidate Rehema Stephens, UCLA had five players in double figures, but the Bruins ran out of gas in the extra five minutes as Amber Nicholas (22 points) and Blair Savage (21 points) lead a 15-5 overtime run. Not only a memorable game, but it was also the first-ever win by Arkansas in the NCAA tournament and the first-ever NCAA tournament game hosted by Arkansas.

#16 | ARKANSAS 79, KANSAS 63
March 21, 1998

The Cinderella story comes to life as Arkansas holds All-American Lynn Pride of Kansas scoreless to rally from a 32-28 halftime deficit. Sytia Messer leads the charge with a 17-point second half effort as Arkansas dominates KU, 51-31, in the final 20 minutes. After shooting only 36 in the first half, UA blisters the Jayhawks for 63 in the second.

#17 | #6 TEXAS 101, ARKANSAS 99
March 11, 1989

Quite simply, Southwest Conference fans say this may be the greatest championship game ever played- men or women- at the SWC Classic. The first-ever women's basketball game at Reunion Arena did not disappoint as the two teams produced near-flawless games. Each committed a season-low eight turnovers, and the 200 points scored were school records for combined score for both. Trailing 51-46 at halftime, Arkansas responded with 52.8 percent from the field led by a career game by Lisa Martin with 31 points. Four of Arkansas' starters were in double digits as Shelly Wallace added 20 points and 15 boards. Clarissa Davis saved the day with 36 for Texas.

#18 | ARKANSAS 78, #10 FLORIDA 69
March 2, 2001

Arkansas rode a 10-game losing streak to the Gators into the second round of the SEC Tournament, but freshman Shameka Christon had 22 points, 11 rebounds and four stitches as the Lady'Backs jumped on Florida early. Arkansas led by as many as 20 before Christon departed the game with a busted lip. She returned, but not before Florida closed to within seven. Behind 22 from Wendi Willits and 10 from Lonniya Bragg, Arkansas went on a 7-0 run late to advance to the SEC Tournament semifinals for the first time in school history.

#19 | #18 ARKANSAS 73, #8 VANDERBILT 71 (OT)
February 19, 1995

Kelly Johnson said she had never hit a game-winner at the buzzer in her life. She didn't get the chance to do so again in her career, but when Christy Smith laced the pass down low to Johnson, she buried the 15-foot baseline jumper as time expired to give Arkansas its first-ever win over Vandy. The photo, above, of Johnson's shot has become one of the most requested classic images in women's basketball history.

#20 | ARKANSAS 80, MISSISSIPPI STATE 73
March 4, 2005

Midway through the first half of Arkansas' opening game at the SEC Tournament, Susie Gardner's team looked headed for a blowout trailing by 17 points with 4:01 left in the first. Trimming the deficit to 11 at half, Arkansas held MSU scoreless almost four minutes to start the second and soon pulled within striking distance. A trio of sophomores led by Sarah Pfeifer were in double-digits to give Arkansas an eight-point lead with just under four minutes to play, a 25-point swing from the same point in the first half.

#21 | ARKANSAS 66, #23 SOUTHWEST MISSOURI STATE 63
December 29, 1993

There are few things better than beating a rival, and even better when it comes unexpectedly. First-year head coach Gary Blair drew up the play for his freshman three-point sharpshooter Kimberly Wilson. With seconds left, Wilson calmly stroked the winning shot, breaking an unprecedented two-year losing streak to SMS. Wilson posted a 4-0 career mark with SMS.

#22 | CALIFORNIA 66, ARKANSAS 62
March 21, 1982

Arkansas' first appearance at a national tournament almost became its first win. The host Golden Bears hold off a pesky Arkansas team in the opening round of the 1982 AIAW Championships. Tied 29-29 at halftime, turnovers and fouls are the undoing of Arkansas. The Razorbacks had 31 turnovers- 11 more than Cal- and leading scorer Bettye Fiscus fouls out with 17 points. Kim Bunge also has 17 points, but with four fouls.

30 GREATEST GAMES

#23 | ARKANSAS 73, OLE MISS 72



January 2, 1993

The first major victory in the SEC as the former SWC Champion defeats the defending SEC Champion Lady Rebels. Shea Henderson is the star of the day as the Star City guard drives down the lane in the closing seconds to hit the game winner.

#24 | ARKANSAS 97, OKLAHOMA 93 (OT)

March 14, 1999

Fort Cobb, Oklahoma product Wendi Willits takes over the Border War between UA and OU. The second round Women's NIT match-up is a toe-to-toe physical battle. In the midst of a record-setting season of three-point shooting, Willits scores a career-high 35 points to lead Arkansas into the quarterfinals.

#25 | #6 VANDERBILT 81, ARKANSAS 78

March 9, 2002

Shameka Christon had the greatest game at the University of Arkansas in over a generation, but her 40 points in 37 minutes played was not enough to overcome Vanderbilt at the Gaylord Entertainment Center in Nashville for the SEC Tournament semifinals. At the start of the second half, it looked like there wouldn't be much drama as Vandy extended its 44-26 halftime lead to 22-points, 52-30, with 17 minutes left. Then Christon took over, scoring a school record 28 points for a half. Arkansas cut the lead to one, 79-78, with 22 seconds left. Missed VU free throws gave Arkansas the last shot, but with nine seconds to play Christon was called for a charge that allowed Vandy to shoot free throws for the final score.

#26 | ARKANSAS 52, #20 VANDERBILT 51 (OT)

January 8, 2006

Another Commodore OT heartache, but this one came in one of the most dramatic fashions as sophomore Brittney Vaughn sank the longest buzzer-beating shot in Walton Arena history to send this contest into OT. One of only three known end of the period half-court shots, Vaughn's 47-footer is the only one to close regulation. Vaughn was scoreless for 39:30, but her driving reverse layup trimmed the Vandy lead to three, 46-43, to set the stage for her game-tying heave. The night proved "vaughn-derful" as her sister Rochelle scored a career-high tying 22 points, including a pair of free throws with 13 seconds left in the overtime period to ice the victory for Arkansas.

#27 | ARKANSAS 82, #17 PENN STATE 78

January 9, 1999

In its first appearance on CBS, Arkansas does not disappoint. Karyn Karlin dominated the Lady Lions in the paint, scoring 18 points almost at will as Arkansas built a 15-point lead with eight minutes to play. Penn State rallied, and with two minutes left led by two points. Wendi Willits to the rescue with a 21-footer to put Arkansas back up by one, then a steal on the ensuing PSU possession that led to a pair of free throws. The 5-0 Willits run put Arkansas up by three with 50 seconds to play.

#28 | ARKANSAS 45, #24 KENTUCKY 43

January 23, 1993

Undoubtedly the quirkiest win in Arkansas history. The Wildcats were returning to the top 25 for the first time in years, but the Razorbacks made sure the stay was short. It was an improbable win as Arkansas rode a five-game losing streak and was in jeopardy of losing three straight at home for the first time in school history. Defense was the key as Arkansas not only got the win but did it in record-setting fashion. This was only the second game in Arkansas history in which no one was in double figures and remains the only time Arkansas has won without a double-digit scorer. Shea Henderson led the team with nine points. Barnhill Arena and one of the Women's Athletics Department's W.A.R. (women's attendance record) promotions share credit for the win. At 5,391, it ranked as the fourth largest crowd to watch the Razorbacks in Barnhill Arena.

#29 | ARKANSAS 71, #16 GEORGIA 63

February 8, 2004

Arkansas rode a three-game home losing streak for only the second time in school history into an ESPN game with #16 Georgia, but Susie Gardner continued her coaching mojo against her alma mater as the Razorbacks controlled the close game from start to finish. With only eight players on the bench due to injuries, UA was led by Shameka Christon with 28 points, a double-double from Rochelle Vaughn with 11 points and 12 assists and a near-double of 14 points and 9 rebounds from Kristin Moore.

#30 | ARKANSAS 59, ALABAMA 58

February 2, 2003

India Lewis was known for her 3-point shooting, but in her career at Arkansas she had not hit a game-winner until this afternoon in Tuscaloosa. Arkansas struggled most of the game, no player more than Lewis who entered the final seconds 0-for-7 from the field. Down by two, Lewis took the ball to her right, feinted a drive then stepped back for a fall-away 22-footer as the horn sounded. The win proved a turning point for the conference season, ending a three-game losing streak.

#31 | ARKANSAS 79, OKLAHOMA STATE 70

February 16, 1982

Coach Matilda Willis called it her "Champagne Game" in the pregame press, but Oklahoma State was not so willing to give up Arkansas' first-ever 20-win season easily. It looked easy with a 43-29 lead at half, but the Cowgirls cut the spread to three, 69-66, with 3:17 to play. In turn, Bettye Fiscus, Connie Fitzgerald and Erma Greer stepped up with key buckets to pull away from OSU. For the game, Fiscus had 27, followed by Kim Bunge with 14 and Amanda Holley with 12 points and 10 rebounds.

#32 | ARKANSAS 68, KSU 53

January 2, 1982

This 15-point victory marked the first win for Arkansas over a top 20 ranked team. Bettye Fiscus and Amanda Holley turned in double-double games-Fiscus an amazing 20 points with 18 rebounds and Holley 12 points with 11 rebounds. Cheryl Orcholski shared top scoring honors with 20 points of her own.

EXHIBITION GAMES

During the 1980s, teams were allowed to practice away from campus, and Arkansas took full advantage of the rule to play numerous Red–White games across the state. Most of these were played in the former gyms of star Razorbacks, or near hometowns of players like Tracy Webb (Batesville) or Bettye Fiscus (Wynne).

The Razorbacks played their first exhibition game in 1984 at the start of the NCAA era against a Korean touring team sponsored by Kolon.

Arkansas stepped up the quality of its exhibition opponent with national teams during the late 1980s and went on the road to Central Arkansas with a pair of games at the former high schools of current Razorbacks. The NCAA changed rules regarding off–campus games in the early 1990s, and all exhibition games returned to Fayetteville.

Twice Arkansas faced Olympic teams. The Razorbacks defeated the Spanish Olympians in 1990, but the most memorable game was against USA Basketball's National Team in 1995. The core of the gold medal 1996 Atlanta Games team thumped the Razorbacks, but it was a once–in–a–lifetime chance to be a part of the special collegiate tour. Among the notables taking the floor were Lisa Leslie, Rebecca Lobo, Sheryl Swoops, Dawn Staley and Jennifer Azzi. It also is the only exhibition game ever played during the regular season –– Dec. 12 –– and made 1995 the only season with three exhibition games.

Until the late 1990s, most of the teams Arkansas faced were high–quality semi–pro teams from around the world, with the exception of the U.S.–based Athletes in Action. AIA made Fayetteville a regular stop on its women's collegiate tour, and the Crusaders remain the team with the most games against Arkansas (8).

The quality of competition from overseas declined at the end of the 1990s, with some teams traveling junior squads filled with high school–aged players. The resulting blowouts, combined with the emergence of regional teams of American former collegians such as Everyone's Internet, saw a decline of the foreign exhibition games that hit bottom with the events of 9/11 in 2001.

However, the greatest change in the exhibition game came in 2004 as the NCAA allowed Division I members to schedule non–Division I college teams as exhibition opponents. While a regular practice during the AIAW era, Arkansas played a non–Division I college with its two exhibition games scheduled for November 2005, taking on nearby Division II members Missouri Southern of Joplin and Cameron University from Lawton, Oklahoma. This marked the first game against a lower division U.S. collegiate team in over two decades (School of the Ozarks on Dec. 11, 2004).

Arkansas has existing series records with the new exhibition opponents, but new games against non–Division I teams will not count against those series marks.

EXHIBITION GAME RESULTS

DATE	OPPONENT	RESULT	ATTEND.
11/2/22	Arkansas – Fort Smith	UA 92–62	642
11/5/21	Arkansas – Fort Smith	UA 114–55	2,639
10/24/19	Pittsburg State	UA 97–63	1,390
10/30/19	Oklahoma City	UA 77–62	1,587
10/29/18	Southwest Baptist	UA 115–53	1058
11/1/18	East Central University	UA 101–46	900
11/2/17	Northeastern State	UA 82–74	1200
11/3/16	Oklahoma Baptist	UA 79–32	1238
11/8/15	Missouri Southern	UA 73–52	1701
11/9/14	Northeastern State	UA 65–32	1021
11/3/13	Missouri Southern	UA 70–61	661
11/4/12	Rogers State	UA 69–40	1342
11/2/11	Newman University	UA 63–35	1184
11/3/10	Missouri Southern	UA 80–58	1219
10/23/09	Northeastern State	UA 55–48	1315
11/5/08	Rogers State	UA 74–58	1249
11/4/07	Missouri Southern	UA 52–47	1118
11/4/06	Missouri Southern	UA 78–48	1038
11/6/05	Cameron	UA 81–65	586
11/11/05	Missouri Southern	UA 85–59	655
11/5/04	Everyone's Internet	EV1 80–77	633
11/11/04	Athletes in Action	AIA 62–57	669
11/17/03	Premier Players	PP 86–74	1103
11/11/03	Everyone's Internet	UA 70–65	1114
11/19/02	Athletes in Action	UA 86–76	1381
11/14/02	Premier Players	UA 63–59	1598
11/11/01	Athletes in Action	UA 79–74	1513
11/7/01	Spartak–Moscow	UA 109–52	1435
11/14/00	Athletes in Action	UA 73–50	1828
11/8/00	Australian Institute of Sport	UA 94–76	1248
11/17/99	Athletes in Action	AIA 65–54	2753
11/6/99	Norrkoping (Sweden)	UA 109–69	N/A
11/5/98	Athletes in Action	UA 82–63	1296
11/8/98	Myjava (Slovakia)	UA 87–77	1602
11/8/97	Australia–Victoria	UA 84–75	2645
11/19/97	Athletes in Action	AIA 70–65	2149
11/10/96	Spartak–Moscow	UA 78–55	2035
12/12/95	U.S. National Team	USA 101–53	N/A
11/12/95	Slovak National Team	UA 80–46	2756
11/5/94	Athletes in Action	UA 78–72	1401
11/16/94	DKSK Miskolc (Hungary)	DKSK 93–88	1525
11/16/93	Levski Total (Bulgaria)	UA 83–81	1342
11/28/92	Cassovia Kosice (Czechoslovakia)	UA 82–73	1500
11/10/91	Auckland (New Zealand)!	UA 81–80	637
11/16/91	Athletes in Action	AIA 77–62	1252
11/10/90	Spanish Olympic Team*	SP 62–59	1260
11/8/89	Australian National Team*	AUS 78–70	N/A
11/22/88	Hungarian National Team	UA 83–81	358
11/18/87	Australian National Team	AUS 82–56	N/A
11/11/86	Mexican National Team	UA 101–68	431
11/6/84	Kolon (Korea)	UA 86–69	575

! || Benton, Ark. || * –– Bryant, Ark.

ARKANSAS TEAM RECORDS

Most Points ---------- 115, vs. Southwest Baptist (10/29/18)
Largest Margin --------- 62, vs. Southwest Baptist (10/29/18)
*FG Made ---------- 40, vs. Southwest Baptist (10/29/18)
*FG Attempted ---------- 94, vs. Cameron (11/6/05)
Best FG Pct. ---------- .623, vs. Mexico (11/11/86)
*3–Pointers Made ---- 14, vs. Arkansas Fort Smith (11/5/21)
*3–Pointers Attempted – 38, vs. Arkansas Fort Smith (11/5/21)
Best 3P Pct. -------- .433 (9–30), vs. East Central (11/1/18)
*FTs Made ---------- 25, vs. Arkansas – Fort Smith (11/2/22)
---------- 25, vs. Missouri Southern (11/11/05)
*FTs Attempted ----- 46, vs. Arkansas – Fort Smith (11/2/22)
Best FT Pct. ---------- .833, vs. Mexico (11/11/86)
Most Rebounds---------- 67, vs. Spartak–Moscow (11/7/01)
*Offensive------ 25, vs. Arkansas – Fort Smith (11/5/21)
---------- 25, vs. Cameron (11/6/05)
*Defensive---------- 41, vs. East Central (11/1/18)
Most Assists ---------- 24, vs. Norrkoping (11/6/99)
Most Steals ---------- 20, vs. Rogers State (11/4/12)
---------- 20, vs. Cameron (11/6/05)
Most Turnovers ---------- 31, vs. Australia (11/18/87)
*Fewest Turnovers ------ 9, vs. Northeastern State (11/2/17)
---------- 9, vs. Northeastern State (11/9/14)
Most Blocks ---------- 11, vs. Missouri Southern (11/8/15)

OPPONENT TEAM RECORDS

Most Points ---------- 101, USA National (12/12/95)
Most Rebounds---------- 51, Athletes in Action (11/16/91)
Most Assists ---------- 27, USA National (12/12/95)
Best FG Pct.---------- .564, AIA (11/16/91)
Best 3P Pct. ---------- .583, DKSK Miskolc (11/16/94)
Best FT Pct. ---------- .909, Levski Total (11/16/93)
Most Steals ---------- 19, USA National (12/12/95)
Most Turnovers ---------- 40, Cameron (11/6/05)
Most Blocked Shots-------- 7, Spartak–Moscow (11/10/96)

ARKANSAS INDIVIDUAL RECORDS

Most Points ----- 32, Juliet Jackson, vs. Australia (11/18/89)
*FG Made 11, A'Tyanna Gaulden vs. Southwest Baptist (10/29/18)
---- 11, Devin Cosper vs. Northeastern State (11/2/17)
*FG Att. --- 23, Devin Cosper vs. Northeastern State (11/2/17)
Best FG Perc. (Min. 10 att.) ---- .714 (10–14), Kelly Johnson, vs. AIA (11/5/95)
(Min. 5 attempts) –– 1.000, (6–6) Lanell Dawson vs. Mexico (11/11/86)
-------- 1.000, (5–5) Kiara Williams vs. East Central (11/1/18)
*3–P FGM --- 6, Devin Cosper vs. Northeastern State (11/2/17)
*3–P FGA – 11, Chrissy Carr vs. Arkansas – Fort Smith (11/2/22)
Best 3–P FG Perc. (Min. 10 att.) ----- .600 (6–10) Wendi Willits vs. Norrkoping (11/6/99)
*FTs Made --- 8, McKenzie Adams, Missouri Southern (11/3/13)
*FTs Att. – 13, Makayla Daniels vs. Arkansas – Fort Smith (11/2/22)
Best FT Perc. (Min. 5 att.)---------- 1.000, 5–5, Kiara Williams vs. East Central (11/1/18)
Most Rebounds--- 16, Shelly Wallace, vs. Hungary (11/22/88)
*Offensive –– 7, Jersey Wolfenbarger vs. Arkansas – Fort Smith (11/5/21)
*Defensive------ 10, Ashley Daniels, NE State (11/23/09)
Most Assists – 11, Calli Berna, vs. Missouri Southern (11/3/13)
Most Steals – 7, Brittney Vaughn vs. Missouri Southern (11/4/06)
Most Turnovers ----- 9, Blair Savage, vs. Spanish (11/10/90)
Most Blocked Shots –– 4, Stephanie Bloomer, vs. AIA (11/16/91)
---- 4, Kelsey Brooks, vs. Northeastern State (11/9/15)
---- 4, Jessica Jackson vs. Missouri Southern (11/8/15)
*Stats only recorded versus other NCAA Teams

VERSUS OPPONENTS

All Exhibition Games	UA leads 40–11
Other NCAA Teams	UA leads 20–0
National Teams	Nationals lead 4–3
Foreign Club Teams	UA leads 10–1
Athletes in Action	UA leads 5–4
Australian Teams	Tied at 2–2
Slovak Teams	UA leads 2–0
Hungarian Teams	Tied at 1–1
European Teams	UA leads 9–1
Pacific Rim Teams	UA leads 4–2
All U.S. Teams (non–NCAA)	UA leads 7–7
Longest Winning Streak	20 games (2005–present)
100+ Points	6–0
90–99 Points	3–0
80+ Points	23–1

SEC TOURNAMENT RECORDS

SEC TOURNAMENT HISTORY

Beginning with its inception on Feb. 7, 1980, and through 1986, the tournament was held at campus sites. The tournament was then sent to Albany, Georgia, which served as the site for six years from 1987–92. The tournament then moved to Chattanooga, Tennessee, where it was held from 1993–00, with the exception of 1998 when the tournament moved to Columbus, Georgia.

Since 2001, the tournament has enjoyed many new sites, including Memphis, Nashville, North Little Rock, Arkansas, Greenville, South Carolina and Duluth, Georgia.

SEC TOURNAMENT FACT

The SEC was the first conference ever to televise every game of its post-season Women's Basketball Tournament.

SEC TOURNAMENT CHANGES

The 2012–13 season marked the second time in SEC history the Women's Basketball Tournament underwent a format change. The tournament, which had been a four-day event featuring 12 teams since 1992, expanded to 14 teams, adding an extra day of competition. The addition of a day to the tournament has featured two additional contests played on Wednesday. Seeds 11 through 14 compete in the opening games of the bracket, with the rest of the event continuing on Thursday.

PREVIOUS SEC WOMEN'S BASKETBALL TOURNAMENT SITES:

Fourteen cities have hosted: Albany, Ga. (1987–1992); Athens, Ga. (1984, 1986); Baton Rouge, La. (1981); Chattanooga, Tenn. (1993–1997, 1999–2000); Columbus, Ga. (1998); Duluth, Ga. (2007, 2010, 2013, 2014); Greenville, S.C. (2005, 2017–2020, 2023–25); Jacksonville, Fla. (2016); Knoxville, Tenn. (1980, 1983); Lexington, Ky. (1982); Memphis, Tenn. (2001); Nashville, Tenn. (2002, 2004, 2008, 2011, 2012, 2018, 2022); North Little Rock, Ark. (2003, 2006, 2009, 2015); and Oxford, Miss. (1985).

SEC TOURNAMENT RESULTS

1992 (Albany, Ga.) 11 Seed
First round — l. Kentucky, 79–63

1993 (Chattanooga, Tenn.) 10 Seed
First round — l. Georgia, 84–73

1994 (Chattanooga, Tenn.) 9 Seed
First round — l. Georgia, 84–62

1995 (Chattanooga, Tenn.) 5 Seed
First round — d. South Carolina, 80–70
Second round — l. #16 Alabama, 86–72

1996 (Chattanooga, Tenn.) 10 Seed
First round — l. Ole Miss, 76–73

1997 (Chattanooga, Tenn.) 7 Seed
First round — d. Kentucky, 71–60
Second round — l. #7 Alabama, 85–63

1998 (Columbus, Ga.) 7 Seed
First round — d. Auburn, 59–43
Second round — l. #10 Florida, 63–49

1999 (Chattanooga, Tenn.) 11 Seed
First round — l. Mississippi State, 79–70

2000 (Chattanooga, Tenn.) 10 Seed
First round — l. Florida, 96–86

2001 (Memphis, Tenn.) 7 Seed
First round — d. Mississippi State, 94–76
Second round — d. #10 Florida, 78–69
Semifinals — l. #6 Georgia, 63–44

2002 (Nashville, Tenn.) 7 Seed
First round — d. Ole Miss, 78–68
Second round — d. #12 South Carolina, 79–61
Semifinals — l. #6 Vanderbilt, 81–78

2003 (Little Rock, Ark.) 7 Seed
First round — d. Alabama, 53–48
Second round — l. #6 LSU 78–72

2004 (Nashville, Tenn.) 9 Seed
First round — l. Mississippi State, 79–74

2005 (Greenville, S.C.) 11 Seed
First round — d. Mississippi State, 80–73
Second round — l. #20 Vanderbilt, 79–60

2006 (Little Rock, Ark.) 9 Seed
First round — l. Ole Miss, 94–64

2007 (Duluth, Ga.) 10 Seed
First round — l. Kentucky, 72–57

2008 (Nashville, Tenn.) 11 Seed
First round — l. Auburn, 73–51

2009 (Little Rock, Ark.) 8 Seed
First round — l. Ole Miss, 65–60

2010 (Duluth, Ga.) 12 Seed
First round — l. Vanderbilt, 65–64 (OT)

2011 (Nashville, Tenn.) 9 Seed
First round — l. Florida, 68–59

2012 (Nashville, Tenn.) 5 Seed
First round — d. Ole Miss, 67–47
Second round — l. LSU, 41–40

2013 (Duluth, Ga.) 8 Seed
First round — bye
Second round — l. Florida, 64–59 (OT)

2014 (Duluth, Ga.) 11 Seed
First round — l. Ole Miss, 62–63

2015 (Little Rock, Ark.) 9 Seed
First round — bye
Second round — d. Ole Miss, 72–61
Quarterfinals — l. #3 South Carolina, 58–36

2016 (Jacksonville, Fla.) 10 Seed
First round — bye
Second round — l. Tennessee, 68–51

2017 (Jacksonville, Fla.) 10 Seed
First round — l. Florida, 71–61

2018 (Nashville, Tenn.) 13 Seed
First round — d. Vanderbilt, 88–76
Second round — l. #15 Texas A&M, 82–52

2019 (Greenville, SC) 10 Seed
First round — bye
Second round — d. Georgia, 86–76
Quarterfinals — d. #12 South Carolina, 95–89
Semifinals — d. #17 Texas A&M, 58–51
Finals — l. #5 Mississippi State, 101–70

2020 (Greenville, SC) 5 Seed
First round — bye
Second round — d. Auburn, 90–68
Quarterfinals — d. #15 Texas A&M, 67–66
Semifinals — l. #1 South Carolina, 90–64

2021 (Greenville, SC) 6 Seed
First round — bye
Second round — l. Ole Miss, 69–60

2022 (Nashville, Tenn.) 8 Seed
First round — bye
Second round — d. Missouri, 61–52 (OT)
Quarterfinals — l. #1 South Carolina, 76–54

2023 (Greenville, S.C.) 8 Seed
First round — bye
Second round — d. Missouri, 85–74
Quarterfinals — l. #1 South Carolina, 93–66

2024 (Greenville, S.C.) 10 Seed
First round — bye
Second round — l. Auburn, 67–48

MISCELLANEOUS

South Carolina	3–4
Ole Miss	3–5
Missouri	2–0
Texas A&M	2–1
Auburn	2–2
Mississippi State	2–3
Alabama	1–2
Kentucky	1–2
Georgia	1–3
Vanderbilt	1–3
Florida	1–5
Tennessee	0–1
LSU	0–2
Total	19–33

SEC TOURNAMENT RECORDS

INDIVIDUAL RECORDS

Points: 40, Shameka Christon (vs. Vanderbilt, 3/2/02)
Points by Opponent: 44, LaToya Thomas, Mississippi State (3/1/01)
Field Goals: 16, Shameka Christon (vs. Vanderbilt, 3/2/02)
Field Goal Attempts: 23, Shameka Christon (vs. LSU, 3/7/03 & vs. Vanderbilt, 3/2/02)
Field Goal Pct.: .786 (11–14), Chrissy Carr (vs. Missouri, 3/2/23)
Three–Point Field Goals: 7, Alexis Tolefree (vs. Auburn, 3/5/20)
Three–Point Attempts: 15, Alexis Tolefree (vs. Auburn, 3/5/20)
Three–Point Pct.: .750 (6–8), Chrissy Carr (vs. Missouri, 3/2/23)
.750 (3–4), Lyndsay Harris (vs. Ole Miss, 3/1/12)
Free Throws: 13, Chelsea Dungee (vs. #12 South Carolina, 3/8/19)
Free Throw Att.: 13 Chelsea Dungee (vs. #12 South Carolina, 3/8/19)
Free Throw Pct. (min 10 att.): 13–13 Chelsea Dungee (vs. #12 South Carolina, 3/8/19)
1.000 (10–10), Christy Smith (vs. Alabama, 3/4/95)
Rebounds: 14, Makayla Daniels (vs. Missouri, 3/3/22)
Rebounds by Opponent: 19, Jennifer Humphrey, Kentucky (3/1/07)
Assists: 12, Amy Wright (vs. Mississippi State, 3/1/01)
Blocked Shots: 5, Sasha Goforth (vs. Missouri, 3/3/22)
Turnovers: 7, Brittney Vaughn (vs. Kentucky, 3/1/07)
Steals: 6, Shea Henderson (vs. Georgia, 3/4/94)
6, C'eira Ricketts (vs. Florida, 3/3/11)
Minutes Played: 45, Sasha Goforth (vs. Missouri, 3/3/22–0T)
45, Amber Ramirez (vs. Missouri, 3/3/22–0T)
45, Charity Ford (vs. Vanderbilt, 3/4/10–0T)
40, Jailyn Mason (vs. Vanderbilt, 2/28/18)
40, Kelsey Brooks (vs. #3/3 South Carolina, 3/6/15)
40, Calli Berna (vs. Ole Miss, 3/5/15, vs. Ole Miss, 3/5/14; vs. #3/3 South Carolina, 3/6/15; and vs. Florida, 3/7/13)
40, Dominique Washington (vs. Kentucky, 3/1/07)
40, Christy Smith (vs. Alabama (3/4/95) & South Carolina, 3/3/95)

TEAM RECORDS

Points
Game, High: 95 vs. #12 South Carolina, 3/8/19
Game, Low: 36 vs. #3/3 South Carolina, 3/6/15
Opponent High: 101 #5 Mississippi State, 3/10/19
Half, High: (2nd) 53 vs. Auburn, 3/5/20
(1st) 48 vs. Georgia, 3/7/19
(1st) 48 vs. Florida, 3/2/00
Half, Low: 13 (1st) vs. Georgia, 3/3/01

Field Goals
High: 39 vs. Mississippi State, 3/1/01
Low: 11 vs. #3/3 South Carolina, 3/6/15

Field Goal Attempts
High: 81 vs. No. 15 Texas A&M, 3/1/18
81 vs. Ole Miss, 3/2/06
Low: 41 vs. #3/3 South Carolina, 3/6/15

Field Goal Percentage
High: .561 (32–57) vs. Georgia, 3/7/19
Low: .193 (11–57), vs. #3/3 South Carolina, 3/6/15
Opponent, High: .750 by Georgia, 3/5/93
Opponent, Low: .299 by Missouri, 3/3/22

Three-Point Field Goals
High: 17 vs. Auburn, 3/5/20
Low: 1 vs. Florida, 2/28/98

Three-Point Field Goal Attempts
High: 42 vs. Auburn, 3/5/20
Low: 8 vs. Kentucky, 3/1/07
8, LSU, 3/7/03

Three-Point Field Goal Percentage
High: .500 (11–22), vs. #12 South Carolina, 3/8/19
.500 (9–18), vs. Ole Miss, 3/2/12
Low: .070 vs. Florida, 2/27/98
Opponent, High: .750 by Georgia, 3/5/93
Opponent, Low: .100 (1–10) by Ole Miss, 3/5/14

Free Throws Made
High: 29 vs. South Carolina, 3/3/95
Low: 3 vs. Florida, 3/7/13

Free Throw Attempts
High: 35 vs. Ole Miss, 3/5/15
Low: 6 vs. Florida, 3/7/13
6 vs. Kentucky, 3/1/07

Free Throw Percentage
High: .889 vs. Mississippi State, 3/1/01
Low: .556 vs. Ole Miss, 3/5/14
.556 vs. Kentucky, 3/6/92
Opponent, High: 1.000 by South Carolina, 3/3/95
Opponent, Low: 45.5 (5–11) by Georgia, 3/7/19

Rebounds
Rebounds, High: 49 vs. Ole Miss, 3/2/06
Rebounds, Low: 20 vs. Auburn, 3/6/08
Offensive, High: 18 vs. Ole Miss, 3/2/06
Offensive, Low: 6 vs. Auburn, 3/7/24
Defensive, High: 37 vs. Missouri, 3/3/22
Defensive, Low: 12 vs. Florida, 3/2/00
Opponent, High: 63 by No. 15 Texas A&M, 3/1/18
Opponent, Low: 26 by Mississippi State, 3/4/04

Assists
High: 25 vs. Auburn, 3/5/20
25 vs. Vanderbilt, 2/28/18
Low: 5 vs. LSU, 3/2/12

Blocked Shots
High: 11 vs. South Carolina, 3/4/22
Low: 0 vs. LSU, 3/2/12
0 vs. Florida, 3/2/00

Steals
High: 13 vs. Kentucky, 3/6/92
Low: 3, vs. Auburn, 3/7/24*

Turnovers
High: 22 vs. Mississippi State, 3/4/04
Low: 4 vs. Vanderbilt, 3/2/02

* – most recent

NCAA TOURNAMENT RECORDS

INDIVIDUAL

MOST BY A RAZORBACK

Points .....39, Delmonica DeHorney at Stanford (3/24/90)
Field Goals ... 14, Delmonica DeHorney vs. Lamar (3/21/91) & vs. SFA (3/22/90)
Field Goal Percentage ..... 1.000 (6–6), Delmonica DeHorney at Georgia (3/18/90)
Three–Point FGs Made ..... 6, Wendi Willits vs. Harvard (3/16/98)
Three–Point FG Percentage (min. 5 made) ..... .750 (6–8), Wendi Willits vs. Harvard (3/16/98)
Free Throws Made...14, Chelsea Dungee vs. Wright State (3/22/21)
Free Throw Percentage (min. 10 made) ..... 1.000 (11–11), Delmonica DeHorney vs. Northwestern (3/16/91)
Rebounds..... 15, Melissa Wolff vs. #25 Northwestern (3/20/15)
Assists ..... 13, Amber Nicholas at Stanford (3/24/90)
Steals .....5, Celia Anderson vs. Baylor (3/17/01)
Blocked Shots .... 8, Delmonica DeHorney vs. Northwestern (3/16/91)

TEAM RECORDS

Most Points Scored.....105, vs. Northwestern (3/16/91)
Least Points Scored.....44, vs. #5/6 Baylor (3/22/15)
Most Points Allowed .....114, at Stanford (3/24/90)
Least Points Allowed .....54, at Washington (3/18/95)
Largest Margin of Victory .....37, vs. Northwestern (3/16/91)
Largest Margin of Defeat .....29 vs. #5/6 Baylor (3/22/15)
Most Field Goals Made.....43, vs. Northwestern (3/16/91)
Most Field Goals Attempted.....79, vs. Utah (3/18/22)
Best FG Percentage .....610, vs. SFA (3/22/90)
Worst FG Percentage.. .246 (15–61) vs. #5/6 Baylor (3/22/15)
Best Opponent FG Percentage..... .597, at Lamar (3/21/90)
Worst Opponent FG Percentage..... .350, vs. Baylor (3/17/01)
Most Free Throws Made .....19, vs. Kansas (3/21/98)
Most Free Throw Attempts .....27, at Stanford (3/24/90)
Best Free Throw Percentage .....846, vs. SFA (3/22/90)
Worst Free Throw Percentage ..... .273, at Stanford (3/24/90)
Most 3–Point FGs ..... 10, vs. Harvard (3/16/98)
Most 3–Point FG Attempts .....23, vs. Utah (3/18/22)
Best 3–Point Percentage.....667, vs. SFA (3/22/90)
Worst 3–Point Percentage.... .125 (2–16) vs. #5/6 Baylor (3/22/15)
Best Opponent 3–Point Percentage. . 667, at Stanford (3/24/90)
Worst Opponent 3–Point Percentage ... .091, vs. Duke (3/23/98)
Most Rebounds.....47, vs. Dayton (3/18/12)
Fewest Rebounds.....27, vs. Kansas (3/21/98)
Most Opponent Rebounds .....52, vs. Utah (3/18/22)
Least Opponent Rebounds ..... 28, vs. SFA (3/22/90)
.....at Missouri (3/12/86)
Highest Rebound Margin.....+11 vs. Northwestern (3/15/91)
Lowest Rebound Margin .....–17, vs. Utah (3/18/22)
Most Assists ..... 29, vs. Stephen F. Austin (3/22/90)
Most Turnovers ..... 28, vs. Tennessee (3/27/98)
Least Turnovers.....6, vs. Utah (3/18/22)
Most Opponent Turnovers.....27, vs. Northwestern (3/16/91)
Least Opponent Turnovers .....9, at Stanford (3/24/90)
Most Steals..... 14, vs. Baylor (3/17/01)
Most Blocked Shots ..... 9, vs. UCLA (3/14/90)

RESULTS

2022
Tenth Seed, Spokane Region

DATE	OPPONENT	RESULT	SITE	ROUND
March 18	Utah	L, 92–69	Austin, Texas	First

2021
Fourth Seed, Riverwalk Region

DATE	OPPONENT	RESULT	SITE	ROUND
March 22	Wright State	L, 66–62	Austin, Texas	First

2015
Tenth Seed, Oklahoma City Region

DATE	OPPONENT	RESULT	SITE	ROUND
March 20	#23 Northwestern	W, 57–55	Waco, Texas	First
March 22	at #5 Baylor	L, 73–44	Waco, Texas	Second

2012
Sixth Seed, College Station Region

DATE	OPPONENT	RESULT	SITE	ROUND
March 17	Dayton	W, 72–55	College Station, Texas	First
March 18	Texas A&M	L, 61–59	College Station, Texas	Second

2003
Seventh Seed, West Region

DATE	OPPONENT	RESULT	SITE	ROUND
March 23	at Cincinnati	W,71–57	Cincinnati, Ohio	First
March 25	#5 Texas	L, 67–50	Cincinnati, Ohio	Second

2002
Sixth Seed, Mideast Region

DATE	OPPONENT	RESULT	SITE	ROUND
March 15	Clemson	W, 78–68	Manhattan, Kan.	First
March 17	at #11 Kansas State	L, 82–66	Manhattan, Kan.	Second

2001
Ninth Seed, West Region

DATE	OPPONENT	RESULT	SITE	ROUND
March 17	#24 Baylor	W, 68–59	Durham, N.C.	First
March 19	at #5 Duke	L, 75–54	Durham, N.C.	Second

1998
Ninth Seed, West Region

DATE	OPPONENT	RESULT	SITE	ROUND
March 14	#20 Hawai'i	W, 76–70	Palo Alto, Calif.	First
March 16	Harvard	W, 82–64	Palo Alto, Calif.	Second
March 21	Kansas	W, 79–63	Oakland, Calif.	Regional
March 23	#8 Duke	W, 77–72	Oakland, Calif.	Regional Finals
March 27	#1 Tennessee	L, 86–58	Kansas City, Mo.	Final Four

1995
Sixth Seed, Midwest Region

DATE	OPPONENT	RESULT	SITE	ROUND
March 16	San Francisco	W, 67–58	Seattle, Wash.	First
March 18	at #14 Washington	L, 54–50	Seattle, Wash.	Second

1991
Third Seed, Midwest Region

DATE	OPPONENT	RESULT	SITE	ROUND
First Round Bye				
March 16	#22 Northwestern	W, 105–68	Fayetteville, Ark.	Second
March 21	#24 Lamar	L, 91–75	Austin, Texas	Regional

1990
Seventh Seed, West Region

DATE	OPPONENT	RESULT	SITE	ROUND
March 14	UCLA	W, 90–80 (OT)	Fayetteville, Ark.	First
March 18	at #7 Georgia	W, 81–70	Athens, Ga.	Second
March 22	#6 SF Austin	W, 87–82	Palo Alto, Calif.	Regional
March 24	at #2 Stanford	L, 114–87	Palo Alto, Calif.	Finals

1989
12th Seed, Midwest Region

DATE	OPPONENT	RESULT	SITE	ROUND
March 15	at #5 Purdue	L, 91–63	West Lafayette, Ind.	First

1986
Eighth Seed, Midwest Region

DATE	OPPONENT	RESULT	SITE	ROUND
March 12	at Missouri	L, 66–65	Columbia, Mo.	First

NCAA TOURNAMENT RECORDS

INDIVIDUAL

POINTS

39	Delmonica DeHorney	Stanford	3/24/90
36	Shameka Christon	Clemson	3/15/02
33	Delmonica DeHorney	Lamar	3/21/91
32	Delmonica DeHorney	SFA	3/22/90
30	Juliette Jackson	Georgia	3/18/90
31	Delmonica DeHorney	Northwestern	3/16/91
27	Chelsea Dungee	Wright State	3/22/21
24	Amber Ramirez	Utah	3/18/22
24	Karyn Karlin	Hawai'i	3/14/98
23	Sytia Messer	Kansas	3/21/98
23	Amber Nicholas	Northwestern	3/16/91
22	Amber Nicholas	UCLA	3/14/90
21	Amber Nicholas	Georgia	3/18/90
21	Blair Savage	UCLA	3/14/90
20	Sytia Messer	Duke	3/23/98
19	Amy Wright	Kansas State	3/17/02
19	Christy Smith	Harvard	3/16/98
18	Makayla Daniels	Utah	3/18/22
18	Samara Spencer	Utah	3/18/22
18	Wendi Willits	Harvard	3/16/98
18	Stephanie Bloomer	San Francisco	3/16/95
18	Juliette Jackson	SFA	3/22/90

FIELD GOALS (min. 9 made)

15	Delmonica DeHorney	Stanford	3/24/90
14	Delmonica DeHorney	Lamar	3/21/91
14	Delmonica DeHorney	SFA	3/22/90
13	Shameka Christon	Clemson	3/15/02
12	Karyn Karlin	Hawai'i	3/14/98
12	Juliet Jackson	Georgia	3/18/90
10	Amber Ramirez	Utah	3/18/22
10	Delmonica DeHorney	Northwestern	3/16/91
10	Blair Savage	UCLA	3/14/90
9	Shameka Christon	Kansas State	3/17/02
9	Sytia Messer	Duke	3/23/98

FIELD GOAL ATTEMPTS (min. 17 attempts)

28	Amber Ramirez	Utah	3/18/22
24	Shameka Christon	Kansas State	3/17/02
22	Delmonica DeHorney	Stanford	3/24/90
19	Shameka Christon	Clemson	3/15/02
19	Delmonica DeHorney	Northwestern	3/16/91
19	Juliet Jackson	Georgia	3/18/90
18	Jessica Jackson	Baylor	3/22/15
18	Dana Cherry	Cincinnati	3/23/03
17	India Lewis	Kansas State	3/17/02
17	Karyn Karlin	Hawai'i	3/14/98
17	Tracy Webb	Missouri	3/12/86

FREE THROWS MADE (min. 6 made)

14	Chelsea Dungee	Wright State	3/22/21
11	Delmonia DeHorney	Northwestern	3/16/91
9	Christy Smith	Duke	3/23/98
8	Shameka Christon	Clemson	3/15/02
8	Sytia Messer	Kansas	3/21/98
8	Delmonica DeHorney	UCLA	3/14/90
7	Amy Wright	Kansas State	3/17/02
7	Christy Smith	Washington	3/18/95
6	Jessica Jackson	Baylor	3/22/15
6	Dana Cherry	Cincinnati	3/23/03
6	Treva Christensen	Tennessee	3/27/98
6	Juliet Jackson	Georgia	3/18/90

FREE THROWS ATTEMPTED (min. 8 attempts)

18	Chelsea Dungee	Wright State	3/22/21
13	Delmonica DeHorney	Stanford	3/24/90
12	Shameka Christon	Clemson	3/15/02
11	Delmonica DeHorney	Northwestern	3/16/91
11	Delmonica DeHorney	UCLA	3/14/90
10	Amy Wright	Kansas State	3/17/02
10	Christy Smith	Duke	3/23/98
10	Sytia Messer	Kansas	3/21/98
9	Juliet Jackson	Georgia	3/18/90
8	Jessica Jackson	Baylor	3/22/15
8	Kelsey Brooks	Northwestern	3/19/15
8	Christy Smith	Washington	3/18/95
8	Delmonica DeHorney	Lamar	3/21/91

FREE THROWS PERCENTAGE (min. 5 made)

1.000	Dana Cherry (6-6)	Cincinnati	3/23/03
1.000	Treva Christensen (6-6)	Tennessee	3/27/98
1.000	Amber Nicholas (5-5)	Lamar	3/21/91
1.000	Delmonica DeHorney (11-11)	Northwestern	3/16/91
.900	Christy Smith (9-10)	Duke	3/23/98
.875	Christy Smith (7-8)	Washington	3/18/95
.833	Celia Anderson (5-6)	Baylor	3/17/01
.800	Sytia Messer (8-10)	Kansas	3/21/98
.778	Chelsea Dungee (14-18)	Wright State	3/22/01
.750	Jessica Jackson (6-8)	Baylor	3/22/15

THREE POINTERS MADE (min. 3 made)

6	Wendi Willits	Harvard	3/15/18
4	Lyndsay Harris	Dayton	3/17/12
4	Shameka Christon	Texas	3/25/03
4	Wendi Willits	Hawai'i	3/13/98
4	Amber Nicholas	SFA	3/22/90
4	Amber Nicholas	UCLA	3/14/90
3	Chelsea Dungee	Wright State	3/22/21
3	Jessica Jackson	Northwestern	3/19/15
3	India Lewis	Texas	3/25/03
3	India Lewis	Kansas State	3/17/02
3	India Lewis	Duke	3/19/01
3	Wenddi Willits	Baylor	3/17/01
3	Sytia Messer	Kansas	3/21/98
3	Christy Smith	Harvard	3/15/98
3	Amber Nicholas	Georgia	3/18/90

THREE POINTERS ATTEMPTED (min. 7 attempts)

13	India Lewis	Kansas State	3/17/02
12	Amber Ramirez	Utah	3/18/22
9	Amber Ramirez	Wright State	3/22/21
9	India Lewis	Texas	3/25/03
9	Wendi Willits	Baylor	3/17/01
9	Wendi Willits	Hawaii	3/14/98
8	Jessica Jackson	Baylor	3/22/15
8	Jessica Jackson	Northwestern	3/20/15
8	Wendi Willits	Harvard	3/15/98
7	Lyndsay Harris	Dayton	3/17/12
7	India Lewis	Duke	3/19/01

REBOUNDS (min. 8)

15	Melissa Wolff	Northwestern	3/20/15
14	Lonniya Bragg	Baylor	3/17/01
12	Erynn Barnum	Utah	3/18/22
12	Ashley Daniels	Dayton	3/17/12
10	Shelly Wallace	Purdue	3/15/89
9	Karen Jones	San Francisco	3/16/95
8	Jhasmin Bowen	Baylor	3/22/15
8	Jessica Jackson	Northwestern	3/20/15
8	Quistelle Williams	Texas A&M	3/19/12
8	Ruby Vaden	Texas	3/25/03
8	Dana Cherry	Cincinnati	3/23/03
8	Shameka Christon	Kansas State	3/17/02
8	Shameka Christon	Clemson	3/15/02
8	Lonniya Bragg	Duke	3/23/98
8	Sytia Messer	Kansas	3/21/98
8	Kelly Johnson	Washington	3/18/95
8	Karen Jones	Washington	3/18/95
8	Delmonica DeHorney	Stanford	3/23/90
8	Blair Savage	SFA	3/22/90

ASSISTS (min. 7)

13	Amber Nicholas	Stanford	3/24/90
12	Amber Nicholas	SFA	3/22/90
11	Amy Wright	Clemson	3/15/02
11	Christy Smith	Harvard	3/15/98
9	Amy Wright	Kansas State	3/17/02
8	Calli Berna	Baylor	3/22/15
7	Amber Nicholas	Northwestern	3/16/91
7	Sally Moore	UCLA	3/14/90
7	Amber Nicholas	UCLA	3/14/90
7	Amber Nicholas	Purdue	3/15/89

STEALS (min. 3)

4	Kelsey Brooks	Northwestern	3/20/15
4	Sarah Watkins	Texas A&M	3/19/12
4	Amber Nicholas	Lamar	3/21/91
4	Christy Smith	San Francisco	3/16/95
4	Christi Wilson	Northwestern	3/16/91
4	Tracy Webb	Missouri	3/12/86
4	Debra Williams	Missouri	3/12/86
3	Jhasmin Bowen	Baylor	3/22/15
3	Kelsey Brooks	Baylor	3/22/15
3	Jessica Jackson	Northwestern	3/19/15
3	Shameka Christon	Kansas State	3/17/02
3	Amy Wright	Kansas State	3/17/02
3	India Lewis	Clemson	3/15/02
3	Shameka Christon	Baylor	3/17/01
3	Christy Smith	Harvard	3/15/98
3	Karyn Karlin	Hawai'i	3/13/98
3	Christy Smith	Hawai'i	3/13/98
3	Allyson Twiggs	Washington	3/18/95
3	Kelly Johnson	San Francisco	3/16/95
3	Amber Nicholas	Northwestern	3/15/91
3	Juliet Jackson	Georgia	3/18/90
3	Blair Savage	Georgia	3/18/90
3	Sally Moore	UCLA	3/14/90
3	Monica Brown	Missouri	3/12/86

BLOCKED SHOTS (min. 2)

8	Delmonica DeHorney	UCLA	3/14/90
3	Ruby Vaden	Texas	3/25/03
3	Shameka Christon	Duke	3/19/01
3	Shameka Christon	Baylor	3/17/01
2	Sasha Goforth	Utah	3/18/22
3	Shameka Christon	Baylor	3/17/01
2	Jessica Jackson	Northwestern	3/19/15
2	Shameka Christon	Clemson	3/15/02
2	Celia Anderson	Baylor	3/17/01
2	Karyn Karlin	Hawai'i	3/13/98
2	Stephanie Bloomer	San Francisco	3/16/95
2	Delmonica DeHorney	Lamar	3/21/91
2	Delmonica DeHorney	SFA	3/22/90
2	Delmonica DeHorney	Purdue	3/15/89
2	Robin Irwin	Purdue	3/15/89

NCAA TOURNAMENT RECORDS

TEAM

POINTS SCORED

105	#22 Northwestern	3/16/91
90 (OT)	UCLA	3/14/90
87	#2 Stanford	3/24/90
87	#6 SFA	3/22/90
87	#7 Georgia	3/18/90
82	Harvard	3/16/98
79	Kansas	3/21/98
78	Clemson	3/15/02
77	#8 Duke	3/23/98
76	#20 Hawai'i	3/14/98
75	#24 Lamar	3/21/91
72	Dayton	3/17/12
71	Cincinnati	3/23/03
69	Utah	3/18/22
68	#24 Baylor	3/17/01
67	#5 Texas	3/25/03
67	San Francisco	3/16/95
65	Missouri	3/12/86
63	#5 Purdue	3/15/89
62	Wright State	3/22/21
62	#11 Kansas State	3/17/02

FIELD GOALS MADE

43	Northwestern	3/16/91
36	SFA	3/22/90
34	Stanford	3/24/90
34	UCLA	3/14/90
31	Duke	3/23/98
31	Hawai'i	3/14/98
31	Georgia	3/18/90
30	Harvard	3/16/98
30	Lamar	3/21/91
29	Missouri	3/12/86
28	Utah	3/18/22
28	Purdue	3/15/89
27	Cincinnati	3/23/03
27	Kansas	3/21/98
27	Hawai'i	3/14/98
27	San Francisco	3/16/95
26	Dayton	3/17/12
26	Kansas State	3/17/02
25	Clemson	3/15/02
23	Baylor	3/17/01

FIELD GOALS ATTEMPTED

79	Utah	3/18/22
76	Northwestern	3/16/91
68	Kansas State	3/17/02
67	UCLA	3/14/90
66	#22 Northwestern	3/20/15
66	Dayton	3/17/12
65	Duke	3/23/98
64	Cincinnati	3/23/03
63	Baylor	3/17/01
63	Harvard	3/16/98
63	Hawai'i	3/14/98
63	Purdue	3/15/89
62	Clemson	3/15/02
61	#4 Baylor	3/22/15
60	Stanford	3/24/90
59	Texas	3/25/03
59	Tennessee	3/27/98
59	SFA	3/22/90
57	Duke	3/19/01
57	Lamar	3/21/91

FREE THROWS MADE

25	Clemson	3/15/02
24	Georgia	3/18/90
21	Wright State	3/22/21
19	Kansas	3/21/98
18	Baylor	3/17/01
18	Stanford	3/24/90
18	UCLA	3/14/90
17	Tennessee	3/27/98
17	Northwestern	3/16/91
16	Texas A&M	3/19/12
14	Dayton	3/17/12
14	Cincinnati	3/23/03
13	Utah	3/18/22
13	Lamar	3/21/91
12	#5 Baylor	3/22/15
12	Kansas State	3/17/02
12	San Francisco	3/16/95
11	#22 Northwestern	3/20/15
11	Duke	3/23/98
11	SFA	3/22/90

FREE THROWS ATTEMPTED

41	Clemson	3/15/02
28	Wright State	3/22/21
27	Baylor	3/17/01
27	Stanford	3/24/90
26	UCLA	3/14/90
25	Tennessee	3/27/98
25	Kansas	3/21/98
24	Northwestern	3/16/91
21	Kansas State	3/17/02
21	Lamar	3/21/91
19	#5 Baylor	3/22/15
19	#22 Northwestern	3/20/15
19	Texas A&M	3/19/12
18	Dayton	3/17/12
17	Cincinnati	3/23/03
16	San Francisco	3/16/95
16	Georgia	3/18/90
15	Utah	3/18/22
15	Baylor	3/17/01
15	Washington	3/18/95

THREE POINTERS MADE

10	Stanford	3/24/90
8	Harvard	3/16/98
7	Wright State	3/22/21
7	Texas	3/25/03
7	Baylor	3/17/01
6	Dayton	3/17/12
6	Kansas	3/21/98
6	Hawai'i	3/14/98
5	Tennessee	3/27/98
4	Utah	3/18/22
4	#22 Northwestern	3/20/15
4	Kansas State	3/17/02
4	Baylor	3/17/01
4	Duke	3/23/98
4	SFA	3/22/90
4	Georgia	3/18/90
4	UCLA	3/14/90
3	Texas A&M	3/19/12
3	Cincinnati	3/23/03
3	Clemson	3/15/02

THREE POINTERS ATTEMPTED

23	Utah	3/18/22
22	Wright State	3/22/21
22	Harvard	3/16/98
19	Kansas State	3/17/02
19	Hawai'i	3/14/98
18	Baylor	3/17/01
17	#22 Northwestern	3/20/15
16	#5 Baylor	3/22/15
16	Texas	3/25/03
16	Stanford	3/24/90
15	Tennessee	3/27/98
14	Texas A&M	3/19/12
14	Dayton	3/17/12
11	Clemson	3/23/03
11	Duke	3/23/98
10	Cincinnati	3/23/03
10	Kansas	3/21/98
10	Northwestern	3/16/91
7	UCLA	3/14/90
6	San Francisco	3/16/95
6	SFA	3/22/90

REBOUNDS

47	Dayton	3/17/12
42	#22 Northwestern	3/20/15
41	Northwestern	3/16/91
41	UCLA	3/14/90
40	Tennessee	3/27/98
39	Cincinnati	3/23/03
39	Washington	3/18/95
38	Georgia	3/18/90
37	Baylor	3/17/01
36	Texas	3/25/03
36	Harvard	3/16/98
36	SFA	3/22/90
35	Utah	3/18/22
35	Clemson	3/15/02
35	Stanford	3/24/90
34	Baylor	3/17/01
34	Duke	3/23/98
34	San Francisco	3/16/95
33	Texas A&M	3/19/12
32	#5 Baylor	3/22/15
32	Hawai'i	3/14/98

ASSISTS

30	Northwestern	3/16/91
29	SFA	3/22/90
26	Stanford	3/24/90
25	UCLA	3/14/90
22	Purdue	3/15/89
19	Lamar	3/21/91
18	#22 Northwestern	3/20/15
18	Clemson	3/15/02
17	Dayton	3/17/12
17	Hawai'i	3/14/98
17	Georgia	3/18/90
17	Missouri	3/12/86
15	Kansas State	3/17/02
13	Duke	3/23/98
13	Harvard	3/16/98
11	#5 Baylor	3/22/15
11	Texas A&M	3/19/12
10	Texas	3/25/03
10	Cincinnati	3/23/03
9	Baylor	3/17/01
9	Tennessee	3/27/98
9	San Francisco	3/16/95

NCAA TOURNAMENT RECORDS

STEALS

16	Northwestern	3/16/91
14	Baylor	3/17/01
14	Missouri	3/12/86
13	San Francisco	3/16/95
12	Kansas State	3/17/02
11	Texas A&M	3/19/12
11	Hawai'i	3/14/98
10	#5 Baylor	3/22/15
10	#22 Northwestern	3/20/15
10	Clemson	3/15/02
10	Duke	3/23/98
9	Utah	3/18/22
9	Washington	3/18/95
9	Lamar	3/21/91
9	Georgia	3/18/90
9	UCLA	3/14/90
8	Tennessee	3/27/98
8	Harvard	3/16/98
7	Dayton	3/17/12
7	Kansas	3/21/98

BLOCKED SHOTS

9	UCLA	3/14/90
6	Utah	3/18/22
6	Baylor	3/17/01
5	Cincinnati	3/23/03
5	Baylor	3/17/01
4	#22 Northwestern	3/20/15
4	Clemson	3/23/02
4	Purdue	3/15/89
3	Texas	3/25/03
3	Kansas State	3/17/02
3	San Francisco	3/16/95
2	Wright State	3/22/21
2	Hawai'i	3/14/98
2	Washington	3/18/95
2	Lamar	3/21/91
2	SFA	3/22/90
1	#5 Baylor	3/22/15
1	Texas A&M	3/19/12
1	Dayton	3/17/12
1	Northwestern	3/16/91
1	Stanford	3/24/90
1	Georgia	3/18/90

NCAA TOURNAMENT MISCELLANEOUS NOTES

Appearances	13
Most Recent	2022
Record	14-13
West Region	9-4
Mideast Region	1-1
Midwest Region	3-5
Raleigh Region	1-1
Riverwalk Region	0-1
Spokane Region	0-1
By Seed	
Third Seed	1-1
Four Seed	0-1
Sixth Seed	3-3
Seventh Seed	4-2
Eighth Seed	0-1
Ninth Seed	5-2
Tenth Seed	1-2
Twelfth Seed	0-1

OVERTIME GAMES

March 14, 1990	First Round	
UCLA	W, 90-80	Fayetteville, Ark.

BY RANKINGS

Vs. #1	0-1
Vs. #2	0-1
Vs. #5	0-4
Vs. #6	1-0
Vs. #7	1-0
Vs. #8	1-0
Vs. #11	0-1
Vs. #14	0-1
Vs. #20	1-0
Vs. #22	2-0
Vs. #24	1-1

BY OPPONENT

Baylor				
W	68-59	3/17/2001	Durham, N.C.	First
L	73-44	3/22/2015	Waco, Texas	Second
Cincinnati				
W	71-57	3/23/2003	Cincinnati, Ohio	First
Clemson				
W	78-68	3/15/2002	Manhattan, Kan.	First
Dayton				
W	72-55	3/17/2012	College Station, Texas	First
Duke				
L	54-75	3/19/2001	Durham, N.C.	Second
W	77-72	3/23/1998	Oakland, Calif.	Finals
Georgia				
W	81-70	3/18/1990	Athens, Ga.	Second
Harvard				
W	82-64	3/16/1998	Palo Alto, Calif.	Second
Hawai'i				
W	76-70	3/14/1998	Palo Alto, Calif.	First
Kansas				
W	79-63	3/21/1998	Oakland, Calif.	Regional
Kansas State				
L	62-82	3/17/2002	Manhattan, Kan.	Second
Lamar				
L	75-91	3/21/1991	Austin, Texas	Regional
Missouri				
L	65-66	3/12/1986	Columbia, Mo.	First
Northwestern				
W	105-68	3/16/1991	Fayetteville, Ark.	Second
W	57-55	3/20/2015	Waco, Texas	First
Purdue				
L	63-91	3/15/1989	W. Lafayette, Ind.	First
San Francisco				
W	67-58	3/16/1995	Seattle, Wash.	First
Stanford				
L	87-114	3/24/1995	Palo Alto, Calif.	Finals
Stephen F. Austin				
W	87-82	3/22/1990	Palo Alto, Calif.	Regional
Tennessee				
L	58-86	3/27/1998	Kansas City, Mo.	Semifinals
Texas				
L	50-67	3/25/2003	Cincinnati, Ohio	Second
Texas A&M				
L	59-61	3/19/2012	College Station, Texas	Second
UCLA				
W	90-80	3/14/1990	Fayetteville, Ark.	First
Utah				
L	92-69	3/18/2022	Austin, Texas	First
Washington				
L	50-54	3/18/1995	Seattle, Wash.	Second
Wright State				
L	66-62	3/22/2021	Austin, Texas	First

NCAA TOURNAMENT RECORDS

Official Basketball Box Score - Final
Arkansas at Utah
03/18/22 Frank Erwin Center, Austin
NCAA Division I Women's Basketball Championship - First Round

Game Time: 5:30 PM
Game Duration: 1:46
Attendance: 3,822

Officials: Meadow Overstreet, Bill Larance, Kevin Sparrock

Arkansas - 69 **Record: 18-14**

NO.	Name		Min	FG M-A	3P M-A	FT M-A	Rebounds OR	DR	TOT	Fouls PF	FD	TP	AS	TO	ST	Blocks BS	BA	+/-
2	Samara Spencer	G	35:11	7-15	1-3	3-4	0	5	5	2	5	18	3	2	2	1	1	-14
13	Sasha Goforth	G	31:24	2-8	1-3	0-0	1	1	2	2	0	5	1	0	1	2	0	-15
23	Amber Ramirez	G	40:00	10-28	2-12	2-4	0	1	1	1	2	24	0	1	2	0	0	-23
24	Jersey Wolfenbarger	G	12:18	0-1	0-0	0-0	1	3	4	1	0	0	0	0	0	1	0	-8
43	Makayla Daniels	G	29:51	7-15	0-4	4-7	2	1	3	4	7	18	0	2	1	0	0	-12
4	Erynn Barnum		20:01	1-9	0-0	0-0	6	6	12	1	1	2	0	0	1	1	0	0
11	Rylee Langerman		23:34	1-2	0-1	0-0	2	1	3	4	1	2	0	1	2	1	0	-28
55	Emrie Ellis		07:41	0-1	0-0	0-0	1	0	1	0	0	0	1	0	0	0	0	-15
Team							2	2	4			0			0			
Totals				28-79	4-23	9-15	15	20	35	15	16	69	5	6	9	6	1	-23

Technical Fouls: NONE

Shooting By Period		
1st FG%	5-17	29.4%
3PT%	0-6	0.0%
FT%	2-4	50%
2nd FG%	7-23	30.4%
3PT%	0-5	0.0%
FT%	1-2	50%
3rd FG%	11-23	47.8%
3PT%	3-9	33.3%
FT%	0-0	0%
4th FG%	5-16	31.3%
3PT%	1-3	33.3%
FT%	6-9	66.7%
GM FG%	28-79	35.4%
3PT%	4-23	17.4%
FT%	9-15	60.0%

Dead Ball Rebounds: 2, 0

Utah - 92 **Record: 21-11**

NO.	Name		Min	FG M-A	3P M-A	FT M-A	Rebounds OR	DR	TOT	Fouls PF	FD	TP	AS	TO	ST	Blocks BS	BA	+/-
22	Jenna Johnson	F	23:20	4-10	0-2	4-6	1	1	2	3	3	12	0	3	0	0	3	5
53	Kelsey Rees	F	28:16	4-6	0-0	3-4	3	7	10	0	4	11	0	0	0	0	0	29
5	Gianna Kneepkens	G	20:26	6-9	3-3	1-2	2	5	7	1	3	16	0	1	0	0	0	27
10	Dru Gylten	G	26:12	2-2	0-0	2-2	0	5	5	4	2	6	11	6	0	0	0	31
24	Kennady McQueen	G	21:17	6-9	6-9	2-2	2	4	6	1	1	20	4	1	1	0	0	31
11	Brynna Maxwell		19:34	3-10	2-9	0-0	1	6	7	1	0	8	0	2	0	1	0	-4
34	Dasia Young		26:06	2-6	2-5	1-4	2	5	7	1	2	7	4	1	0	0	1	17
1	Isabel Palmer		18:43	4-8	1-2	0-0	0	3	3	2	0	9	1	1	1	0	2	-8
2	Ines Vieira		13:48	1-2	1-1	0-0	0	2	2	3	0	3	0	1	0	0	0	-8
23	Maka Jackson		02:18	0-0	0-0	0-0	0	0	0	0	0	0	0	1	0	0	0	-5
Team							2	1	3			0		2				
Totals				32-62	15-31	13-20	13	39	52	16	15	92	20	19	2	1	6	23

Technical Fouls: NONE

Shooting By Period		
1st FG%	7-14	50.0%
3PT%	3-8	37.5%
FT%	3-6	50%
2nd FG%	9-15	60.0%
3PT%	4-6	66.7%
FT%	2-2	100%
3rd FG%	7-14	50.0%
3PT%	4-7	57.1%
FT%	6-10	60%
4th FG%	9-19	47.4%
3PT%	4-10	40.0%
FT%	2-2	100%
GM FG%	32-62	51.6%
3PT%	15-31	48.4%
FT%	13-20	65.0%

Dead Ball Rebounds: 4, 1

	ARK	UTAH
Biggest lead	0 (1st 10:00)	30 (4th 2:32)
Best Scoring Run	7(4th 0:09)	18(4th 2:32)
Lead Changes	0	
Times Tied	0	
Time with Lead	00:00	39:07

Points from	ARK	UTAH
Turnovers	17	9
Paint	34	32
Second Chance	14	16
Fast Breaks	12	10
Bench	4	27

Period by Period Scoring	1st	2nd	3rd	4th	TOT
ARK	12	15	25	17	69
UTAH	20	24	24	24	92

2022 NCAA TOURNAMENT

March 18, 2022 | Frank Erwin Center
Austin, Texas | First Round

Utah 92, Arkansas 69

Arkansas women's basketball had its season end at Frank Erwin Center, as the Hogs fell to Utah (21–11), 92–69. The Utes shot the ball exceptionally well, making 52 percent of their field goals in the game, while also hitting 48 percent of their triples with a blistering 15. Utah also dominated the Hogs on the boards, 52–35. Amber Ramirez led the way in her final collegiate game, scoring 24 points in the loss. The point guard duo of Makayla Daniels and Samara Spencer had 18 points each. With her four points early, Daniels surpassed the 1,000–point mark, becoming the 31st Hog to ever do so. Arkansas battled back in the second half after trailing by 17 at the break, cutting the lead to 10 with 5:46 left in the third quarter. Utah would respond to end the frame, though, pushing the lead back up to 19 by the close of the period. The Razorbacks ended the season with back–to–back tournament appearances for the first time since the 2002–03 season.

Official Basketball Box Score - Final
Wright St. at Arkansas
03/22/21 Frank Erwin Center, Austin
2020-21 Women's Basketball

Game Time: 1:00 PM
Game Duration: 2:13

Officials: Gina Cross, Fatou Cissoko-Stephens, Frank Steratore

Wright St. - 66 **Record: 19-7**

NO.	Name		Min	FG M-A	3P M-A	FT M-A	Rebounds OR	DR	TOT	Fouls PF	FD	TP	AS	TO	ST	Blocks BS	BA	+/-
23	Jada Wright	C	25:33	1-5	0-0	0-0	1	2	3	4	0	2	2	2	1	0	0	8
33	Tyler Frierson	C	24:47	3-8	0-0	1-3	4	3	7	2	2	7	0	1	2	0	1	9
3	Jada Roberson	G	21:31	3-7	0-0	2-2	0	0	0	4	1	8	2	2	0	0	0	8
5	Emani Jefferson	G	31:13	4-10	1-4	4-5	2	4	6	5	6	13	1	3	0	1	0	-6
15	Angel Baker	G	40:00	10-20	3-3	3-5	3	9	12	1	6	26	2	3	4	0	0	4
2	Destyne Jackson		33:02	3-10	1-4	0-0	1	3	4	3	1	7	1	2	1	1	1	8
10	Shamarre Hale		14:12	0-1	0-0	0-0	2	4	6	4	0	0	0	1	0	0	0	-2
1	Alexis Stover		08:41	1-1	1-1	0-0	0	0	0	0	0	3	1	0	1	0	0	-6
20	Diamond Stokes		01:01	0-0	0-0	0-0	0	1	1	0	0	0	0	0	0	0	0	-3
Team							2	3	5			0		2				
Totals				25-62	6-12	10-15	15	29	44	23	16	66	9	16	9	2	2	4

Technical Fouls: Jefferson 3rd 8:36 Wright 4th 5:06

Shooting By Period		
1st FG%	8-18	44.4%
3PT%	1-1	100.0%
FT%	3-3	100%
2nd FG%	7-15	46.7%
3PT%	2-5	40.0%
FT%	2-2	100%
3rd FG%	4-14	28.6%
3PT%	1-2	50.0%
FT%	2-3	66.7%
4th FG%	6-15	40.0%
3PT%	2-4	50.0%
FT%	3-7	42.9%
GM FG%	25-62	40.3%
3PT%	6-12	50.0%
FT%	10-15	66.7%

Dead Ball Rebounds: 5, 0

Arkansas - 62 **Record: 19-9**

NO.	Name		Min	FG M-A	3P M-A	FT M-A	Rebounds OR	DR	TOT	Fouls PF	FD	TP	AS	TO	ST	Blocks BS	BA	+/-
24	Taylah Thomas	F	23:19	0-1	0-0	1-2	1	5	6	2	2	1	0	0	1	1	0	-8
12	Destiny Slocum	G	33:03	1-8	0-4	0-0	1	2	3	2	3	2	2	2	0	0	1	-8
23	Amber Ramirez	G	33:20	3-14	2-9	1-2	0	3	3	2	0	9	2	4	0	0	0	-11
33	Chelsea Dungee	G	37:23	5-15	3-6	14-18	1	2	3	3	10	27	2	2	1	0	1	1
43	Makayla Daniels	G	34:33	3-5	2-3	3-4	0	1	1	5	2	11	0	2	0	0	0	3
4	Erynn Barnum		16:47	3-4	0-0	0-0	2	3	5	1	1	6	0	3	1	1	0	2
14	Jailyn Mason		06:43	0-0	0-0	0-0	0	0	0	0	0	0	0	0	0	0	0	-5
1	Marquesha Davis		14:52	2-3	0-0	2-2	0	3	3	1	3	6	0	2	1	0	0	6
Team							3	3	6			0		0				
Totals				17-50	7-22	21-28	8	22	30	16	21	62	6	15	4	2	2	-4

Technical Fouls: NONE

Shooting By Period		
1st FG%	4-12	33.3%
3PT%	2-8	25.0%
FT%	2-2	100%
2nd FG%	5-12	41.7%
3PT%	0-4	0.0%
FT%	4-6	66.7%
3rd FG%	2-12	16.7%
3PT%	2-5	40.0%
FT%	9-12	75%
4th FG%	6-14	42.9%
3PT%	3-5	60.0%
FT%	6-8	75%
GM FG%	17-50	34.0%
3PT%	7-22	31.8%
FT%	21-28	75.0%

Dead Ball Rebounds: 3, 0

	WSU	ARK
Biggest lead	14 (2nd 5:58)	2 (1st 6:50)
Best Scoring Run	8(4th 7:52)	7(1st 6:50)
Lead Changes	6	
Times Tied	2	
Time with Lead	36:18	01:40

Points from	WSU	ARK
Turnovers	16	11
Paint	28	18
Second Chance	14	1
Fast Breaks	7	6
Bench	10	12

Period by Period Scoring	1st	2nd	3rd	4th	TOT
WSU	20	18	11	17	66
ARK	12	14	15	21	62

2021 NCAA TOURNAMENT

March 22, 2021 | Frank Erwin Center
Austin, Texas | First Round

Wright State 66, #15 Arkansas 62

A slow start for Arkansas created an early hole for the Razorbacks that proved too deep to climb out of in the team's 66–62 loss to Wright State in the opening round of the NCAA Tournament. The Razorbacks struggled in the first half shooting the basketball, going 9–of–24 (37.5 percent) from the field and just 2–of–12 from 3–point range. The opening quarter saw the Hogs go 4–for–12 from the field and produce just 12 points, which led to a season–low 26 points in the first half. Arkansas battled back in the second half, scoring 21 points in the fourth quarter, and briefly taking the lead late. A costly turnover up one with under a minute to play led to Wright State scoring the final five points of the game to knock off the Razorbacks. Chelsea Dungee led all scorers with 27 points, including 18 in the second half. Overall, Arkansas shot 34 percent from the field for the game and was outrebounded 44–30. The Razorbacks ended the season 19–9 with the program's first trip to the NCAA Tournament since 2015.

NCAA TOURNAMENT RECORDS

Official Basketball Box Score -- Game Totals -- Final Statistics
ARKANSAS vs #22/25 Northwestern
03/19/15 11:00 a.m. at Ferrell Center (Waco, Texas)

ARKANSAS 57 • 18-13

##	Player		Total FG-FGA	3-Ptr FG-FGA	FT-FTA	Rebounds Off	Def	Tot	PF	TP	A	TO	Blk	Stl	Min
00	JACKSON, Jessica	f	4-16	3-8	3-4	1	7	8	1	14	4	2	2	3	38
33	WOLFF, Melissa	f	6-12	0-0	1-4	9	6	15	1	13	1	0	1	1	40
42	BOWEN, Jhasmin	f	5-13	0-0	2-3	3	0	3	2	12	1	2	0	0	32
11	BERNA, Calli	g	1-8	1-5	0-0	3	2	5	3	3	6	3	0	2	40
15	BROOKS, Kelsey	g	5-13	0-3	5-8	1	5	6	2	15	4	2	0	4	35
14	BOSTAD, McKinley		0-2	0-1	0-0	0	0	0	0	0	1	1	1	0	5
21	POWELL, Katie		0-1	0-0	0-0	0	1	1	1	0	0	0	0	0	2
25	BAILEY, Joey		0-1	0-0	0-0	1	0	1	1	0	1	0	0	0	8
	Team					2	1	3							
	Totals		21-66	4-17	11-19	20	22	42	11	57	18	10	4	10	200

FG % 1st Half: 8-34 23.5% 2nd half: 13-32 40.6% Game: 21-66 31.8%
3FG % 1st Half: 2-10 20.0% 2nd half: 2-7 28.6% Game: 4-17 23.5%
FT % 1st Half: 5-6 83.3% 2nd half: 6-13 46.2% Game: 11-19 57.9%

Deadball Rebounds 2

#22/25 Northwestern 55 • 23-9

##	Player		Total FG-FGA	3-Ptr FG-FGA	FT-FTA	Rebounds Off	Def	Tot	PF	TP	A	TO	Blk	Stl	Min
03	Deary, Ashley	f	6-12	1-3	0-0	0	4	4	0	13	4	4	0	4	36
05	Cohen, Alex	f	5-13	1-4	2-3	1	6	7	4	13	2	2	3	0	36
10	Coffey, Nia	f	4-8	1-2	2-2	1	6	7	3	11	2	5	0	1	38
25	Lyon, Maggie	g	4-6	1-1	3-3	0	3	3	5	12	5	5	0	0	38
42	Roser, Karly	g	1-5	0-0	0-0	1	3	4	3	2	2	1	0	1	35
24	Inman, Christen		2-4	0-1	0-0	1	2	3	2	4	3	2	0	0	13
32	Johnson, Christen		0-1	0-0	0-0	0	0	0	0	0	0	0	1	0	4
	Team					2	7	9							
	Totals		22-49	4-11	7-8	6	31	37	17	55	18	19	4	6	200

FG % 1st Half: 10-26 38.5% 2nd half: 12-23 52.2% Game: 22-49 44.9%
3FG % 1st Half: 1-5 20.0% 2nd half: 3-6 50.0% Game: 4-11 36.4%
FT % 1st Half: 2-3 66.7% 2nd half: 5-5 100.0% Game: 7-8 87.5%

Deadball Rebounds 0

Officials: Tina Napier, Karen Lasuik, Fatou Cissoko-Stephens
Technical fouls: ARKANSAS-None. #22/25 Northwestern-None.
Attendance: 4775
NW Foul Out - Lyon at 0:02

Score by periods	1st	2nd	Total
ARKANSAS	23	34	**57**
#22/25 Northwestern	23	32	**55**

Points	In Paint	Off T/O	2nd Chance	Fast Break	Bench
AR	16	18	7	4	0
NU	30	13	5	12	4

Last FG - AR 2nd-01:14, NU 2nd-03:59.
Largest lead - AR by 7 1st-14:51, NU by 13 2nd-11:39.
AR led for 09:54. NU led for 23:17. Game was tied for 06:49.

Score tied - 7 times.
Lead changed - 6 times.

Official Basketball Box Score -- Game Totals -- Final Statistics
ARKANSAS vs #5/6 Baylor
03/22/15 1:30 p.m. CT at Ferrell Center (Waco, Texas)

ARKANSAS 44 • 18-14 #10 Seed

##	Player		Total FG-FGA	3-Ptr FG-FGA	FT-FTA	Rebounds Off	Def	Tot	PF	TP	A	TO	Blk	Stl	Min
00	JACKSON, Jessica	f	4-18	1-8	6-8	3	2	5	4	15	1	2	0	1	34
33	WOLFF, Melissa	f	6-10	0-0	1-3	4	0	4	4	13	0	0	1	1	30
42	BOWEN, Jhasmin	f	2-11	0-0	3-6	4	4	8	2	7	1	3	0	3	35
11	BERNA, Calli	g	1-3	1-2	2-2	1	5	6	1	5	8	3	0	0	38
15	BROOKS, Kelsey	g	2-15	0-4	0-0	0	0	0	2	4	1	0	0	3	30
14	BOSTAD, McKinley		0-3	0-2	0-0	0	0	0	2	0	0	0	0	1	16
25	BAILEY, Joey		0-1	0-0	0-0	1	0	1	2	0	0	1	0	1	12
32	WEST, Khadijah		0-0	0-0	0-0	0	1	1	2	0	0	0	0	0	5
	Team					4	3	7	1						
	Totals		15-61	2-16	12-19	17	15	32	20	44	11	9	1	10	200

FG % 1st Half: 9-35 25.7% 2nd half: 6-26 23.1% Game: 15-61 24.6%
3FG % 1st Half: 1-9 11.1% 2nd half: 1-7 14.3% Game: 2-16 12.5%
FT % 1st Half: 2-4 50.0% 2nd half: 10-15 66.7% Game: 12-19 63.2%

Deadball Rebounds 4,1

#5/6 Baylor 73 • 32-3 # 2 Seed

##	Player		Total FG-FGA	3-Ptr FG-FGA	FT-FTA	Rebounds Off	Def	Tot	PF	TP	A	TO	Blk	Stl	Min
13	Davis, Nina	f	8-13	0-0	5-9	3	5	8	3	21	2	2	1	1	30
22	Agbuke, Sune	c	1-2	0-0	3-5	2	10	12	1	5	2	2	8	2	25
02	Johnson, Niya	g	2-3	0-0	6-6	1	3	4	2	10	12	2	0	2	32
12	Prince, Alexis	g	4-8	1-3	2-2	1	1	2	1	11	2	0	1	0	22
20	Wright, Imani	g	0-4	0-1	0-0	1	3	4	1	0	1	2	0	0	14
01	Cohen, Dekeiya		1-2	0-0	2-2	1	0	1	3	4	0	1	1	0	9
03	Fuqua', Chardonae		0-0	0-0	0-0	0	1	1	0	0	1	0	0	1	6
04	Wallace, Kristy		5-11	3-6	0-0	1	2	3	3	13	0	1	0	1	36
24	Small, Ieshia		2-2	0-0	1-2	1	1	2	2	5	1	3	0	0	10
44	Higgins, Kristina		0-0	0-0	0-0	1	2	3	1	0	1	1	0	0	9
55	Cave, Khadijiah		1-4	0-0	2-2	1	1	2	1	4	0	2	0	1	7
	Team					0	3	3							
	Totals		24-49	4-10	21-28	13	32	45	18	73	22	16	11	8	200

FG % 1st Half: 14-26 53.8% 2nd half: 10-23 43.5% Game: 24-49 49.0%
3FG % 1st Half: 2-4 50.0% 2nd half: 2-6 33.3% Game: 4-10 40.0%
FT % 1st Half: 11-14 78.6% 2nd half: 10-14 71.4% Game: 21-28 75.0%

Deadball Rebounds 3

Officials: Brian Hall, Roy Gulbeyan, Michol Murray, Chaney Muench-Alt
Technical fouls: ARKANSAS-TEAM. #5/6 Baylor-None.
Attendance: 4593
Oklahoma City Regional - NCAA Tournament

Score by periods	1st	2nd	Total
ARKANSAS	21	23	**44**
#5/6 Baylor	41	32	**73**

Points	In Paint	Off T/O	2nd Chance	Fast Break	Bench
AR	22	16	12	2	0
BU	38	9	14	10	26

Last FG - AR 2nd-04:11, BU 2nd-03:28.
Largest lead - AR by 3 1st-12:28, BU by 34 2nd-11:13.
AR led for 05:58. BU led for 33:16. Game was tied for 00:46.

Score tied - 3 times.
Lead changed - 10 times.

2015 NCAA TOURNAMENT

March 20, 2015 | Ferrell Center
Waco, Texas | First Round

Arkansas 57, #22 Northwestern 55

Junior Melissa Wolff scored 13 points and grabbed 15 rebounds leading the University of Arkansas to a 57–55 win over Northwestern in the first round of the NCAA Tournament in Waco, Texas. Arkansas closed the game on a 22–7 run and held the Wildcats without a basket for almost four minutes at the end of the contest. Sophomore Kelsey Brooks paced Arkansas with 15 points and six boards while Jessica Jackson added 14 points and eight rebounds. Jhasmin Bowen also scored in double figures with 12 points. Wolff's double–double was the eighth of her career and Arkansas was 7–1 when she recorded a double–double. Northwestern jumped out to a 13–point lead late in the second half and Arkansas seemed to be struggling from the floor. The Razorbacks used their defense to make the comeback, slowing down the Wildcats' scoring while chipping away at the lead. NU was up four, 51–55, at the 3:59 mark and Arkansas shutdown their offense from that point on. Brooks got a steal and a layup cutting the lead to two and Wolff followed with a steal and Bowen converted on the jumper to tie the game at 55 with 1:14 to play. It was the seventh tie of the contest. NU missed its next opportunity and Jackson grabbed the rebound. She was fouled with 29 seconds to play and hit one of the two bonus shots giving the Razorbacks the lead. Wolff came down with the biggest rebound of the game and was pinned along the sideline but wisely called the timeout to save the possession. Arkansas shot 31.8 percent from the floor and went 11–for–19 from the line. The Wildcats shot 44.9 percent and committed 19 turnovers in the loss.

2015 NCAA TOURNAMENT

March 22, 2015 | Ferrell Center
Waco, Texas | Second Round

#5 Baylor 73, Arkansas 44

Seniors Calli Berna and Jhasmin Bowen ended their Razorback careers after leading the University of Arkansas women's basketball team to an 18–win season and the second round of the NCAA Tournament. Arkansas fell to No.5/6 Baylor (34–3) on the Bears' home court, 73–44, to close the season. Jessica Jackson led the Arkansas scorers with 15 points while junior Melissa Wolff had 13 in the loss. Bowen finished her night with seven points and eight rebounds while Berna had five points, six rebounds and eight assists in their final games. It was as physical and fast–paced as an SEC game the Razorbacks have played all year and Arkansas battled tough in the opening 10 minutes. Baylor's defense came to life and shut down the Razorbacks, holding Arkansas without a field goal from the 12:38 mark through 3:39. The Bears went on a 9–0 run and opened up a 31–16 lead at the under four timeout. The lead continued to grow as the Razorback offense struggled to find the basket. Arkansas finished the first 20 minutes shooting 25.7 percent on 9–for–25 from the floor. Wolff paced the Razorbacks in the opening half with eight points. Baylor opened the second half on an 8–0 run as the Razorback offense never got on track. Arkansas finished the game shooting just 24.6 percent on 15–for–61 from the floor. The Razorbacks were 2–for–16 from distance, 12–for–19 from the free throw line and grabbed 32 rebounds Sunday.

NCAA TOURNAMENT RECORDS

Official Basketball Box Score – Game Totals – Final Statistics
Dayton vs Arkansas
03-17-12 3:05 PM at College Station, Texas (Reed Arena)

Dayton 55 • 23-7

##	Player		Total FG-FGA	3-Ptr FG-FGA	FT-FTA	Rebounds Off	Def	Tot	PF	TP	A	TO	Blk	Stl	Min
11	QUEEN, Elle	*	4-9	1-3	1-3	2	3	5	0	10	3	1	1	1	29
20	LALOR, Patrice	*	2-6	0-4	0-0	0	3	3	5	4	3	2	1	0	31
22	NANCE, Casey	*	2-5	0-0	1-2	0	2	2	4	5	0	2	2	0	21
24	HOOVER, Andrea	*	5-9	3-5	3-5	2	3	5	4	16	2	2	0	0	31
34	RATERMAN, Justine	*	6-14	2-7	0-0	1	7	8	1	14	1	2	0	0	29
04	APPLEWHITE, Olivia		0-0	0-0	0-0	0	1	1	2	0	0	0	0	0	8
14	MACKAY, Samantha		1-7	1-5	0-0	0	1	1	0	3	4	1	0	0	15
15	WILLIS, Staci		0-0	0-0	0-0	0	0	0	0	0	0	0	0	0	1
21	MALOTT, Ally		0-4	0-1	0-0	1	0	1	0	0	1	1	0	1	12
23	MOSES, Kayla		0-0	0-0	0-0	0	0	0	0	0	0	0	0	0	1
33	SANT, Cassie		1-5	1-3	0-0	1	1	2	2	3	2	1	1	0	22
	Team					2	7	9							
	Totals		21-59	8-28	5-10	9	28	37	18	55	16	12	5	2	200

								Deadball Rebounds
FG % 1st Half:	14-30	46.7%	2nd half:	7-29	24.1%	Game:	21-59	35.6%	3
3FG % 1st Half:	5-13	38.5%	2nd half:	3-15	20.0%	Game:	8-28	28.6%	
FT % 1st Half:	2-4	50.0%	2nd half:	3-6	50.0%	Game:	5-10	50.0%	

Arkansas 72 • 24-8

##	Player		Total FG-FGA	3-Ptr FG-FGA	FT-FTA	Rebounds Off	Def	Tot	PF	TP	A	TO	Blk	Stl	Min
04	WATKINS, Sarah	*	2-4	0-1	2-3	0	2	2	2	6	0	1	0	0	17
12	DANIELS, Ashley	*	3-12	0-0	2-2	5	7	12	1	8	3	1	1	1	35
21	ROBINSON, Dominique	*	0-3	0-1	0-0	0	2	2	0	0	1	0	0	0	10
22	RICKETTS, C'eira	*	4-15	1-2	4-4	4	1	5	1	13	5	1	0	1	38
33	HARRIS, Lyndsay	*	4-9	4-7	2-2	0	2	2	2	14	2	3	0	2	29
01	PEAK, Keira		6-10	0-0	2-5	1	4	5	2	14	1	2	0	0	26
03	TOWNSEND, Jamesha		0-1	0-0	0-0	0	1	1	0	0	0	0	0	0	1
11	BERNA, Calli		0-1	0-1	2-2	0	1	1	2	2	4	0	0	2	15
13	INMAN, Julie		0-0	0-0	0-0	0	0	0	0	0	0	0	0	0	1
14	GATLING, Erin		0-0	0-0	0-0	0	0	0	0	0	0	0	0	0	1
24	WILLIAMS, Quistelle		7-11	1-2	0-0	2	5	7	2	15	1	0	0	1	26
42	BOWEN, Jhasmin		0-0	0-0	0-0	0	0	0	0	0	0	0	0	0	1
	Team					4	6	10							
	Totals		26-66	6-14	14-18	16	31	47	12	72	17	8	1	7	200

								Deadball Rebounds
FG % 1st Half:	13-33	39.4%	2nd half:	13-33	39.4%	Game:	26-66	39.4%	0
3FG % 1st Half:	2-6	33.3%	2nd half:	4-8	50.0%	Game:	6-14	42.9%	
FT % 1st Half:	7-8	87.5%	2nd half:	7-10	70.0%	Game:	14-18	77.8%	

Officials: Brian Hall, Carla Fountain, Kevin Farlow
Technical fouls: Dayton-None. Arkansas-None.
Attendance:
2012 NCAA Division I Women's Basketball Championship - First Round

Score by periods	1st	2nd	Total
Dayton	35	20	**55**
Arkansas	35	37	**72**

Points	In Paint	Off T/O	2nd Chance	Fast Break	Bench
UD	18	12	14	12	6
AR	24	11	15	9	31

Last FG - UD 2nd-12:00, AR 2nd-05:00.
Largest lead - UD by 14 1st-08:55, AR by 17 2nd-00:45.

Score tied - 3 times.
Lead changed - 5 times.

Official Basketball Box Score – Game Totals – Final Statistics
Arkansas vs Texas A&M
03-19-12 8:35 PM at College Station, Texas (Reed Arena)

Arkansas 59 • 24-9

##	Player		Total FG-FGA	3-Ptr FG-FGA	FT-FTA	Rebounds Off	Def	Tot	PF	TP	A	TO	Blk	Stl	Min
04	WATKINS, Sarah	*	3-11	0-1	4-4	3	1	4	5	10	0	1	0	4	24
12	DANIELS, Ashley	*	1-4	0-0	3-4	0	3	3	3	5	0	1	0	0	25
21	ROBINSON, Dominique	*	2-3	0-0	3-3	4	1	5	0	7	2	2	1	1	21
22	RICKETTS, C'eira	*	3-13	1-2	3-3	0	2	2	0	10	3	2	0	2	34
33	HARRIS, Lyndsay	*	4-9	2-6	3-4	0	3	3	4	13	1	2	0	0	34
01	PEAK, Keira		0-1	0-1	0-0	0	1	1	1	0	1	2	0	0	9
11	BERNA, Calli		0-1	0-0	0-0	0	2	2	1	0	4	0	0	2	22
24	WILLIAMS, Quistelle		7-14	0-4	0-1	2	6	8	1	14	0	3	0	2	31
	Team					2	3	5							
	Totals		20-56	3-14	16-19	11	22	33	15	59	11	13	1	11	200

								Deadball Rebounds
FG % 1st Half:	9-28	32.1%	2nd half:	11-28	39.3%	Game:	20-56	35.7%	1
3FG % 1st Half:	0-5	0.0%	2nd half:	3-9	33.3%	Game:	3-14	21.4%	
FT % 1st Half:	2-4	50.0%	2nd half:	14-15	93.3%	Game:	16-19	84.2%	

Texas A&M 61 • 24-10

##	Player		Total FG-FGA	3-Ptr FG-FGA	FT-FTA	Rebounds Off	Def	Tot	PF	TP	A	TO	Blk	Stl	Min
03	Bone, Kelsey	*	3-12	0-0	2-4	5	5	10	2	8	3	1	0	0	25
04	Carter, Sydney	*	0-4	0-2	6-6	0	3	3	2	6	4	2	0	3	37
10	Standish, Alexia	*	2-5	2-5	0-0	0	0	0	2	6	1	3	0	1	19
20	White, Tyra	*	1-2	0-0	1-2	2	4	6	3	3	0	8	0	0	36
21	Elonu, Adaora	*	9-17	0-0	5-5	2	5	7	2	23	1	2	2	1	40
25	Collins, Skylar		3-3	0-0	2-2	0	3	3	1	8	0	0	0	1	8
32	Pratcher, Adrienne		1-3	0-2	0-0	0	2	2	2	2	6	1	0	0	21
34	Gilbert, Karla		2-3	0-0	1-1	0	2	2	1	5	1	0	0	0	14
	Team					0	2	2							
	Totals		21-49	2-9	17-20	9	26	35	15	61	16	17	2	6	200

								Deadball Rebounds
FG % 1st Half:	11-24	45.8%	2nd half:	10-25	40.0%	Game:	21-49	42.9%	0,1
3FG % 1st Half:	2-5	40.0%	2nd half:	0-4	0.0%	Game:	2-9	22.2%	
FT % 1st Half:	3-3	100.0%	2nd half:	14-17	82.4%	Game:	17-20	85.0%	

Officials: Clarke Stevens, Brian Hall, Kevin Farlow
Technical fouls: Arkansas-None. Texas A&M-None.
Attendance: 6185
NCAA Division I Women's Basketball Championship - Second Round

Score by periods	1st	2nd	Total
Arkansas	20	39	**59**
Texas A&M	27	34	**61**

Points	In Paint	Off T/O	2nd Chance	Fast Break	Bench
AR	20	18	13	2	14
TAMU	28	10	3	9	15

Last FG - AR 2nd-01:21, TAMU 2nd-04:26.
Largest lead - AR by 4 1st-17:09, TAMU by 14 2nd-17:08.

Score tied - 4 times.
Lead changed - 5 times.

2012 NCAA TOURNAMENT

March 17, 2012 | Reed Arena
College Station, Texas | First Round

Arkansas 72, Dayton 55

Arkansas overcame a 14–point first half deficit and beat Dayton, 72–55 on Saturday in the first round of the NCAA Women's Basketball Tournament in College Station, Texas. The Razorbacks (24–8) ended the game on a 20–2 run and won their first NCAA Tournament game since 2003, while making their first appearance in the tournament since the same season. Quistelle Williams led four Arkansas players in double–figures with 15 points. Keira Peak and Lyndsay Harris each scored 14 points, while C'eira Ricketts added 13. Andrea Hoover scored 16 points and Justine Raterman added 14 for Dayton (23–7).

2012 NCAA TOURNAMENT

March 19, 2012 | Reed Arena
College Station, Texas | Second Round

#22 Texas A&M 61, Arkansas 59

Arkansas did its best to rally from 14 points down again, but in the end, it couldn't close out Texas A&M. The third–seeded Aggies, the reigning national champions, avoided an upset bid by sixth–seeded Arkansas to take a 61–59 victory in the second round of the Women's NCAA Tournament. No. 22 Texas A&M (24–10) had a 14–point lead early in the second half and still led by 13 points, 53–40, with 7:55 left. The Razorbacks (24–9) rallied with a 19–5 run to take a 59–58 lead with 1:21 left. After each team missed short shots, Texas A&M's Sydney Carter was fouled by Ashley Daniels with 23.5 seconds left. Carter made both free throws to give the Aggies a 60–59 lead. The Razorbacks played for the last shot. When Texas A&M denied C'eira Ricketts a clear path to the basket on a drive, she passed to Quistelle Williams, who missed short on a jumper from just inside the free–throw line with 4.5 seconds left. The Aggies' Tyra White rebounded the miss and was fouled with 1.2 seconds left. White made one free throw for the final margin. The game was a matchup between Aggies Coach Gary Blair and Collen, his former Arkansas assistant. Williams, a junior reserve forward, led Arkansas' almost comeback with 14 points and eight rebounds. She had provided the offensive spark in the Razorbacks' first–round victory against Dayton, when the Flyers had led by 14 points in the first half. A 3–pointer by Ricketts started an 8–0 run that pulled Arkansas to within 53–48.

NCAA TOURNAMENT RECORDS

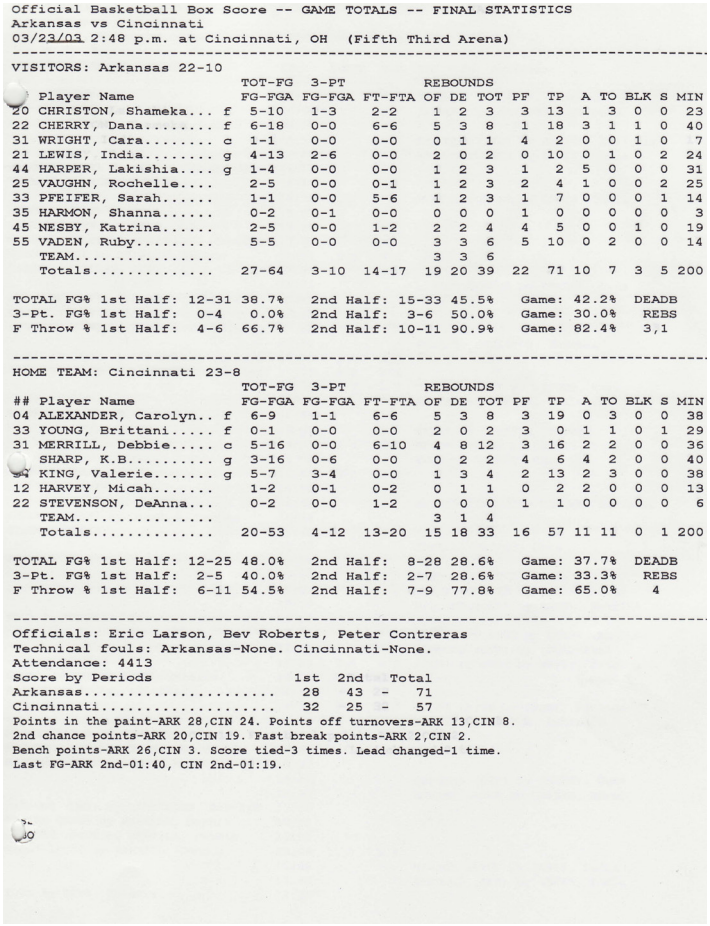

Official Basketball Box Score -- GAME TOTALS -- FINAL STATISTICS
Arkansas vs Cincinnati
03/23/03 2:48 p.m. at Cincinnati, OH (Fifth Third Arena)

VISITORS: Arkansas 22-10

	Player Name		TOT-FG	3-PT		REBOUNDS								
##			FG-FGA	FG-FGA	FT-FTA	OF	DE	TOT	PF	TP	A	TO	BLK	S	MIN
20	CHRISTON, Shameka...	f	5-10	1-3	2-2	1	2	3	3	13	1	3	0	0	23
22	CHERRY, Dana.....	f	6-18	0-0	6-6	5	3	8	1	18	3	1	1	0	40
31	WRIGHT, Cara.....	c	1-1	0-0	0-0	0	1	1	4	2	0	0	1	0	7
21	LEWIS, India.....	g	4-13	2-6	0-0	2	0	2	0	10	0	1	0	2	24
44	HARPER, Lakishia....	g	1-4	0-0	0-0	1	2	3	1	2	5	0	0	0	31
25	VAUGHN, Rochelle....		2-5	0-0	0-1	1	2	3	2	4	1	0	0	2	25
33	PFEIFER, Sarah.....		1-1	0-0	5-6	1	2	3	1	7	0	0	0	1	14
35	HARMON, Shanna.....		0-2	0-1	0-0	0	0	0	1	0	0	0	0	0	3
45	NESBY, Katrina.....		2-5	0-0	1-2	2	2	4	4	5	0	0	1	0	19
55	VADEN, Ruby.....		5-5	0-0	0-0	3	3	6	5	10	0	2	0	0	14
	TEAM.....					3	3	6							
	Totals.....		27-64	3-10	14-17	19	20	39	22	71	10	7	3	5	200

TOTAL FG% 1st Half: 12-31 38.7% 2nd Half: 15-33 45.5% Game: 42.2% DEADB
3-Pt. FG% 1st Half: 0-4 0.0% 2nd Half: 3-6 50.0% Game: 30.0% REBS
F Throw % 1st Half: 4-6 66.7% 2nd Half: 10-11 90.9% Game: 82.4% 3,1

HOME TEAM: Cincinnati 23-8

	Player Name		TOT-FG	3-PT		REBOUNDS								
##			FG-FGA	FG-FGA	FT-FTA	OF	DE	TOT	PF	TP	A	TO	BLK	S	MIN
04	ALEXANDER, Carolyn..	f	6-9	1-1	6-6	5	3	8	3	19	0	3	0	0	38
33	YOUNG, Brittani.....	f	0-1	0-0	0-0	2	0	2	3	0	1	1	0	1	29
31	MERRILL, Debbie.....	c	5-16	0-0	6-10	4	8	12	3	16	2	2	0	0	36
	SHARP, K.B.....	g	3-16	0-6	0-0	0	2	2	4	6	4	2	0	0	40
	KING, Valerie.....	g	5-7	3-4	0-0	1	3	4	2	13	2	3	0	0	38
12	HARVEY, Micah.....		1-2	0-1	0-2	0	1	1	0	2	2	0	0	0	13
22	STEVENSON, DeAnna...		0-2	0-0	1-2	0	0	0	1	1	0	0	0	0	6
	TEAM.....					3	1	4							
	Totals.....		20-53	4-12	13-20	15	18	33	16	57	11	11	0	1	200

TOTAL FG% 1st Half: 12-25 48.0% 2nd Half: 8-28 28.6% Game: 37.7% DEADB
3-Pt. FG% 1st Half: 2-5 40.0% 2nd Half: 2-7 28.6% Game: 33.3% REBS
F Throw % 1st Half: 6-11 54.5% 2nd Half: 7-9 77.8% Game: 65.0% 4

Officials: Eric Larson, Bev Roberts, Peter Contreras
Technical fouls: Arkansas-None. Cincinnati-None.
Attendance: 4413

Score by Periods	1st	2nd	Total
Arkansas	28	43	- 71
Cincinnati	32	25	- 57

Points in the paint-ARK 28,CIN 24. Points off turnovers-ARK 13,CIN 8.
2nd chance points-ARK 20,CIN 19. Fast break points-ARK 2,CIN 2.
Bench points-ARK 26,CIN 3. Score tied-3 times. Lead changed-1 time.
Last FG-ARK 2nd-01:40, CIN 2nd-01:19.

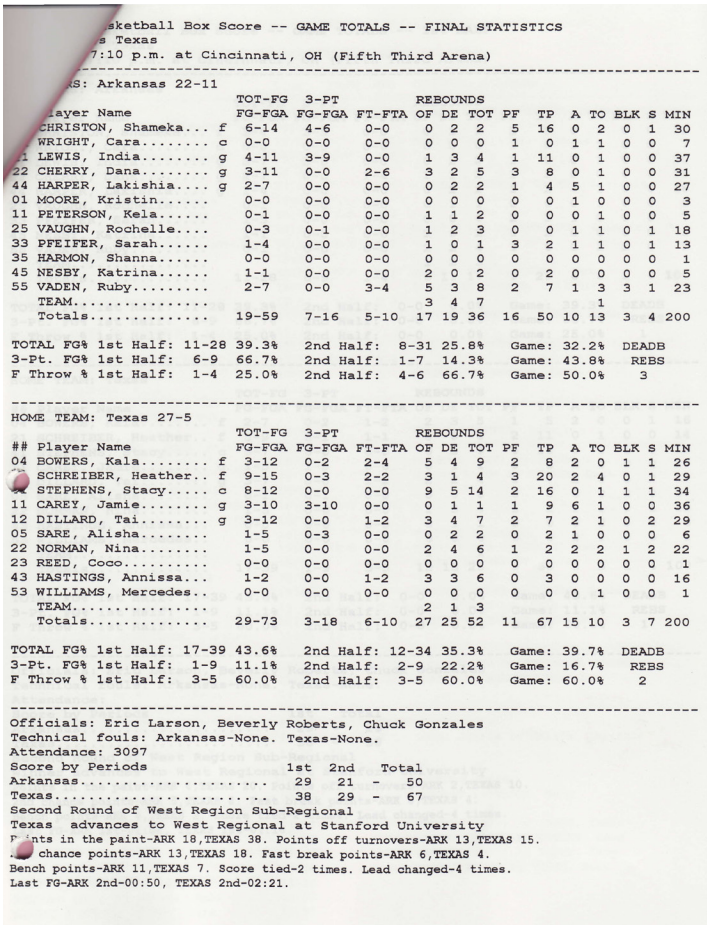

sketball Box Score -- GAME TOTALS -- FINAL STATISTICS
s Texas
7:10 p.m. at Cincinnati, OH (Fifth Third Arena)

S: Arkansas 22-11

	Player Name		TOT-FG	3-PT		REBOUNDS								
##			FG-FGA	FG-FGA	FT-FTA	OF	DE	TOT	PF	TP	A	TO	BLK	S	MIN
	CHRISTON, Shameka...	f	6-14	4-6	0-0	0	2	2	5	16	0	2	0	1	30
	WRIGHT, Cara.....	c	0-0	0-0	0-0	0	0	0	1	0	1	1	0	0	7
1	LEWIS, India.....	g	4-11	3-9	0-0	1	3	4	1	11	0	1	0	0	37
22	CHERRY, Dana.....	g	3-11	0-0	2-6	3	2	5	3	8	0	1	0	0	31
44	HARPER, Lakishia....	g	2-7	0-0	0-0	0	2	2	1	4	5	1	0	0	27
01	MOORE, Kristin.....		0-0	0-0	0-0	0	0	0	0	0	1	0	0	0	3
11	PETERSON, Kela.....		0-1	0-0	0-0	1	1	2	0	0	0	1	0	0	5
25	VAUGHN, Rochelle....		0-3	0-1	0-0	1	2	3	0	0	1	1	0	1	18
33	PFEIFER, Sarah.....		1-4	0-0	0-0	1	0	1	3	2	1	1	0	1	13
35	HARMON, Shanna.....		0-0	0-0	0-0	0	0	0	0	0	0	0	0	0	1
45	NESBY, Katrina.....		1-1	0-0	0-0	2	0	2	0	2	0	0	0	0	5
55	VADEN, Ruby.....		2-7	0-0	3-4	5	3	8	2	7	1	3	3	1	23
	TEAM.....					3	4	7				1			
	Totals.....		19-59	7-16	5-10	17	19	36	16	50	10	13	3	4	200

TOTAL FG% 1st Half: 11-28 39.3% 2nd Half: 8-31 25.8% Game: 32.2% DEADB
3-Pt. FG% 1st Half: 6-9 66.7% 2nd Half: 1-7 14.3% Game: 43.8% REBS
F Throw % 1st Half: 1-4 25.0% 2nd Half: 4-6 66.7% Game: 50.0% 3

HOME TEAM: Texas 27-5

	Player Name		TOT-FG	3-PT		REBOUNDS								
##			FG-FGA	FG-FGA	FT-FTA	OF	DE	TOT	PF	TP	A	TO	BLK	S	MIN
04	BOWERS, Kala.....	f	3-12	0-2	2-4	5	4	9	2	8	2	0	1	1	26
	SCHREIBER, Heather..	f	9-15	0-3	2-2	3	1	4	3	20	2	4	0	1	29
	STEPHENS, Stacy.....	c	8-12	0-0	0-0	9	5	14	2	16	0	1	1	1	34
11	CAREY, Jamie.....	g	3-10	3-10	0-0	0	1	1	1	9	6	1	0	0	36
12	DILLARD, Tai.....	g	3-12	0-0	1-2	3	4	7	2	7	2	1	0	2	29
05	SARE, Alisha.....		1-5	0-3	0-0	0	2	2	0	2	1	0	0	0	6
22	NORMAN, Nina.....		1-5	0-0	0-0	2	4	6	1	2	2	2	1	2	22
23	REED, Coco.....		0-0	0-0	0-0	0	0	0	0	0	0	0	0	0	1
43	HASTINGS, Annissa...		1-2	0-0	1-2	3	3	6	0	3	0	0	0	0	16
53	WILLIAMS, Mercedes..		0-0	0-0	0-0	0	0	0	0	0	0	1	0	0	1
	TEAM.....					2	1	3							
	Totals.....		29-73	3-18	6-10	27	25	52	11	67	15	10	3	7	200

TOTAL FG% 1st Half: 17-39 43.6% 2nd Half: 12-34 35.3% Game: 39.7% DEADB
3-Pt. FG% 1st Half: 1-9 11.1% 2nd Half: 2-9 22.2% Game: 16.7% REBS
F Throw % 1st Half: 3-5 60.0% 2nd Half: 3-5 60.0% Game: 60.0% 2

Officials: Eric Larson, Beverly Roberts, Chuck Gonzales
Technical fouls: Arkansas-None. Texas-None.
Attendance: 3097

Score by Periods	1st	2nd	Total
Arkansas	29	21	- 50
Texas	38	29	- 67

Second Round of West Region Sub-Regional
Texas advances to West Regional at Stanford University
nts in the paint-ARK 18,TEXAS 38. Points off turnovers-ARK 13,TEXAS 15.
chance points-ARK 13,TEXAS 18. Fast break points-ARK 6,TEXAS 4.
Bench points-ARK 11,TEXAS 7. Score tied-2 times. Lead changed-4 times.
Last FG-ARK 2nd-00:50, TEXAS 2nd-02:21.

2003 NCAA TOURNAMENT

March 23, 2003 | Fifth Third Arena
Cincinnati, Ohio | First Round

#24 Arkansas 71, Cincinnati 51

Dana Cherry stepped up with one of her most complete games of the season, scoring 18 points to lead the 24th-ranked Arkansas to a 71-51 win over Cincinnati in the first round. The margin of victory is not indicative of the close nature of the game as the Lady'Backs trailed most of the first half as Shameka Christon played only three minutes due to foul trouble and India Lewis faltered from the field. The duo was scoreless in the first half for the first time this year, but one of Cherry's best opening periods kept Arkansas close, 32-28 at halftime. Cherry scored 10 in the first half, over a third of Arkansas early scoring. Arkansas shot 45 in the second half with Christon getting all 13 of her points in the second half along with 10 from Lewis late. Lewis went on an eight-point run to hold Cincinnati at bay before the Bearcats' fouling in the last minute inflated the score. While the focus was on the top three scorers, Arkansas' bench outscored Cincinnati, 26-3, with freshman Ruby Vaden scoring 10 points on 5-of-5 from the field before fouling out of the game.

2003 NCAA TOURNAMENT

March 25, 2003 | Fifth Third Arena
Cincinnati, Ohio | Second Round

#5 Texas 67, #24 Arkansas 50

Shameka Christon scored 16 points, but the Lady Razorbacks weren't able to overcome the inside strength of Texas. Christon and senior India Lewis came out blazing from behind the arc as the Lady'Backs hit their first five 3-pointers on the way to a 6-of-9 first half. Arkansas led the game midway through the first half, but the slow wearing down by Texas' inside game led by Stacy Stephens gave the Longhorns a 38-29 halftime lead. Arkansas cut the Texas halftime lead to eight, 41-33, off a layup from senior Lakishia Harper, but UT went on a 13-3 run to take control. The Lady'Backs tied their record low for points in a NCAA tournament game.

NCAA TOURNAMENT RECORDS

OFFICIAL BASKETBALL BOX SCORE -- G A M E T O T A L S
Clemson vs Arkansas
3/15/02 6 p.m. at Bramlage Coliseum Manhattan, Kan.

VISITORS: Clemson

No.	N A M E		TOT-FG FG-FGA	3-PT FG-FGA	FT-FTA	REBOUNDS OF	DE	TOT	PF	TP	A	TO	BLK	S	MIN
15	Glenney, Marci	f	0-7	0-1	2-2	3	5	8	3	2	4	3	1	1	35
33	Roper, Leah	f	5-12	0-0	1-4	5	3	8	2	11	0	0	1	2	34
04	Slosser, Maggie	c	3-5	0-0	0-0	2	7	9	4	6	1	2	1	0	20
12	Scott, Krystal	g	1-3	1-1	3-5	0	1	1	5	6	3	5	0	1	20
32	Floyd, Chrissy	g	12-24	3-8	3-4	0	1	1	3	30	1	1	0	0	40-
20	Queen, Kanetra		4-6	0-0	2-5	2	3	5	4	10	2	3	0	1	17
22	Stokes, Lakeia		0-0	0-0	0-0	0	0	0	0	0	0	2	0	0	2
30	Aderhold, Julie		1-4	1-2	0-0	1	2	3	2	3	1	0	1	0	14
35	Shafer, Lacey		0-0	0-0	0-0	0	0	0	1	0	0	2	0	0	0+
50	Andrew, Tia		0-2	0-0	0-0	4	2	6	3	0	0	1	0	1	18
TEAM						2	1	3							
TOTALS			26-63	5-12	11-20	19	25	44	27	68	12	19	4	6	200

TOT-FG 1stH:	10-29	34.5%	2ndH:	16-34	47.1%	OT:	0-0	00.0%	Game: 41.3% Deadbl
3pt-FG 1stH:	1-4	25.0%	2ndH:	4-8	50.0%	OT:	0-0	00.0%	Game: 41.7% Rebs
FThrow 1stH:	4-8	50.0%	2ndH:	7-12	58.3%	OT:	0-0	00.0%	Game: 55.0% 3

HOME TEAM: Arkansas

No.	N A M E		TOT-FG FG-FGA	3-PT FG-FGA	FT-FTA	REBOUNDS OF	DE	TOT	PF	TP	A	TO	BLK	S	MIN
03	Wright, Amy	f	2-6	0-1	4-8	0	5	5	3	8	11	5	1	2	36
12	Beard, Kiesha	f	1-4	0-0	4-7	5	2	7	4	6	1	1	0	0	21
20	Christon, Shameka	f	13-19	2-4	8-12	4	4	8	2	36	2	1	2	2	33
21	Lewis, India	g	1-7	1-5	4-4	1	1	2	3	7	3	0	1	3	35
22	Cherry, Dana	g	3-11	0-0	2-4	2	4	6	0	8	0	2	0	2	31
35	Harmon, Shanna		1-2	0-1	1-2	0	2	2	2	3	0	1	0	0	8
44	Harper, Lakishia		3-11	0-0	1-2	1	0	1	3	7	1	0	0	0	17
52	Oakley, Joy		1-2	0-0	1-2	1	3	4	2	3	0	0	0	1	19
TEAM						4	3	7				1			
TOTALS			25-62	3-11	25-41	18	24	42	19	78	18	11	4	10	200

TOT-FG 1stH:	14-36	38.9%	2ndH:	11-26	42.3%	OT:	0-0	00.0%	Game: 40.3% Deadbl
3pt-FG 1stH:	2-9	22.2%	2ndH:	1-2	50.0%	OT:	0-0	00.0%	Game: 27.3% Rebs
FThrow 1stH:	7-13	53.8%	2ndH:	18-28	64.3%	OT:	0-0	00.0%	Game: 61.0% 10

OFFICIALS: Bonita Spence, Don Green, Cameron Inouye
TECHNICAL FOULS:
Clemson - none
Arkansas - none
ATTENDANCE:

SCORE BY PERIODS:	1st	2nd	OT1	OT2	OT3	OT4	TOTAL
Clemson	25	43					68
Arkansas	37	41					78

PTS IN THE PAINT: Clemson - 30 Arkansas - 34
PTS OFF TURNOVERS: Clemson - 08 Arkansas - 21
2ND CHANCE POINTS: Clemson - 17 Arkansas - 24
FAST BREAK POINTS: Clemson - 08 Arkansas - 04

Official Basketball Box Score
Arkansas vs Kansas State
3/17/02 8:36 p.m. at Manhattan, Kan. (Bramlage Coliseum)

VISITORS: Arkansas (20-12)

##	Player Name		TOT-FG FG-FGA	3-PT FG-FGA	FT-FTA	REBOUNDS OF	DE	TOT	PF	TP	A	TO	BLK	S	MIN
12	Beard, Kiesha	f	0-0	0-0	2-4	3	4	7	4	2	0	1	1	1	12
20	Christon, Shameka	f	9-24	0-4	1-2	6	2	8	3	19	0	2	1	3	40
03	Wright, Amy	g	3-5	1-1	7-10	0	1	1	1	14	9	1	0	3	40
21	Lewis, India	g	5-17	3-13	2-2	1	2	3	5	15	2	0	0	2	38
22	Cherry, Dana	g	4-10	0-0	0-0	1	3	4	4	8	3	1	0	1	31
35	Harmon, Shanna		0-1	0-1	0-0	0	0	0	1	0	0	0	0	1	7
44	Harper, Lakishia		2-4	0-0	0-1	0	0	0	2	4	1	0	0	1	12
45	Nesby, Katrina		3-7	0-0	0-2	0	3	3	4	6	0	1	1	0	18
52	Oakley, Joy		0-0	0-0	0-0	0	0	0	0	0	0	1	0	0	2
	TEAM					2	1	3							
	Totals		26-68	4-19	12-21	13	16	29	24	68	15	7	3	12	200

TOTAL FG% 1st Half:	15-32	46.9%	2nd Half:	11-36	30.6%	Game:	38.2%	DEADB	
3-Pt. FG% 1st Half:	4-12	33.3%	2nd Half:	0-7	0.0%	Game:	21.1%	REBS	
F Throw % 1st Half:	8-13	61.5%	2nd Half:	4-8	50.0%	Game:	57.1%	5,2	

HOME TEAM: Kansas State (26-7)

##	Player Name		TOT-FG FG-FGA	3-PT FG-FGA	FT-FTA	REBOUNDS OF	DE	TOT	PF	TP	A	TO	BLK	S	MIN
34	Mahoney, Megan	f	2-6	1-2	5-7	2	9	11	2	10	3	5	1	2	40
53	Wecker, Kendra	f	4-7	2-3	2-3	0	4	4	4	12	1	2	0	0	19
03	Ohlde, Nicole	c	4-7	0-0	11-14	2	9	11	1	19	3	3	1	0	38
10	Koehn, Laurie	g	8-15	2-5	7-7	0	3	3	3	25	4	5	0	1	40
12	Rethman, Kristin	g	3-7	2-5	2-2	0	6	6	2	10	2	0	0	0	40
42	Madden, Brie		3-3	0-0	0-0	0	0	0	5	6	1	3	2	0	18
45	Dutmer, Amy		0-0	0-0	0-0	2	1	3	0	0	0	1	0	0	5
	TEAM						1	1							
	Totals		24-45	7-15	27-33	6	33	39	17	82	14	19	4	3	200

TOTAL FG% 1st Half:	16-24	66.7%	2nd Half:	8-21	38.1%	Game:	53.3%	DEADB	
3-Pt. FG% 1st Half:	5-10	50.0%	2nd Half:	2-5	40.0%	Game:	46.7%	REBS	
F Throw % 1st Half:	7-9	77.8%	2nd Half:	20-24	83.3%	Game:	81.8%	3	

Officials: Bill Titus, Bonita Spence, Kathy Lynch
Technical fouls: Arkansas-None. Kansas State-None.
Attendance: 11786

Score by Periods	1st	2nd		Total
Arkansas	42	26	-	68
Kansas State	44	38	-	82

2002 NCAA TOURNAMENT

March 15, 2002 | Ahearn Field House
Manhattan, Kansas | First Round

Arkansas 78, Clemson 68

Arkansas rarely wins without at least two of its top shooters in double digits, but behind one of the greatest NCAA Tournament performances in school history from Shameka Christon, the Lady Razorbacks defeated Clemson, 78–68, to advance to the tournament's second round. Arkansas got 36 points from an injured Christon, who was able to put up those numbers in 33 minutes thanks to a first–degree ankle sprain in the first half. When she went down, Arkansas was trailing an aggressive Clemson team. Christon returned and took over the game, hitting eight of Arkansas next 10 to push the Lady'Backs to a 56–46 lead. The Lady'Backs extended the lead to 15, 68–53, with four minutes to play. Amy Wright had eight points with 11 assists. Wright's 11 assists pushed her over the 700 mark for her career. Along with Wright, Arkansas got eight points from Dana Cherry and seven each from India Lewis and Lakishia Harper.

2002 NCAA TOURNAMENT

March 17, 2002 | Ahearn Field House
Manhattan, Kansas | Second Round

#11 Kansas State 82, Arkansas 68

On a night plagued by a power outage at Bramlage Coliseum, the Arkansas Lady Razorbacks experienced an offensive outage in the crucial final minutes to allow the 11th–ranked Kansas State Wildcats to defeat the Lady Razorbacks, 82–68. Shameka Christon led with 19 points and eight rebounds. India Lewis scored 15, but only two in the second half. Amy Wright had a season–high 14 points and nine assists. The nine assists pushed her to 205 for the season, breaking her own single season record of 198. Arkansas stayed with the Wildcats through the opening seven minutes despite a huge shooting advantage, 71.4 percent to 36.4 percent. After losing post player Kiesha Baird due to an elbow to the eye, the Lady'Backs were unable to mount a comeback.

NCAA TOURNAMENT RECORDS

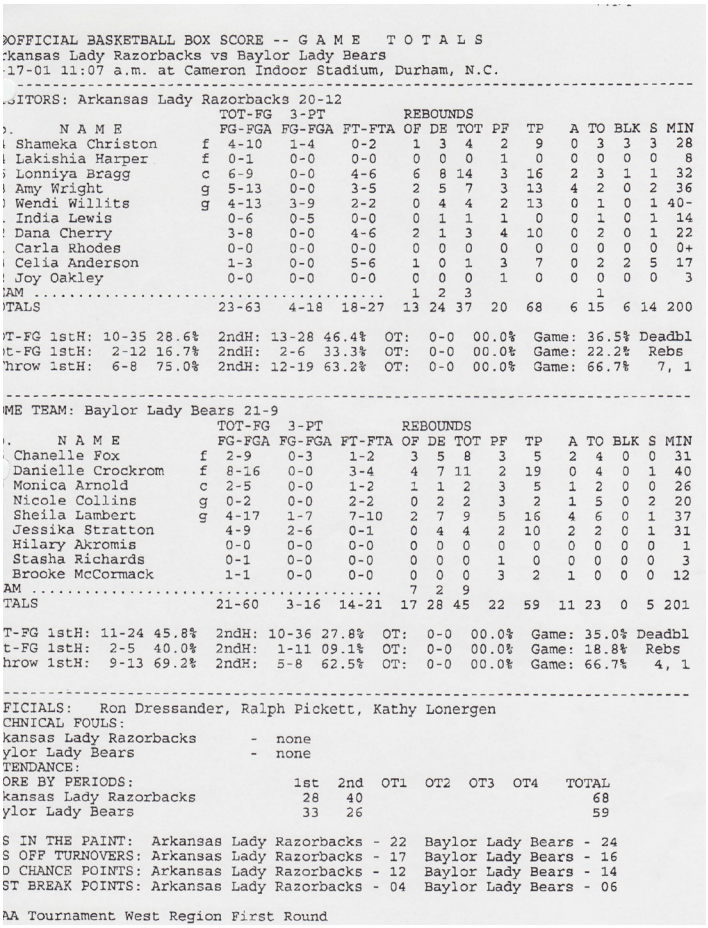

OFFICIAL BASKETBALL BOX SCORE -- G A M E T O T A L S
rkansas Lady Razorbacks vs Baylor Lady Bears
17-01 11:07 a.m. at Cameron Indoor Stadium, Durham, N.C.

ITORS: Arkansas Lady Razorbacks 20-12

	N A M E		TOT-FG FG-FGA	3-PT FG-FGA	FT-FTA	REBOUNDS OF	DE	TOT	PF	TP	A	TO	BLK	S	MIN
	Shameka Christon	f	4-10	1-4	0-2	1	3	4	2	9	0	3	3	3	28
	Lakishia Harper	f	0-1	0-0	0-0	0	0	0	1	0	0	0	0	0	8
	Lonniya Bragg	c	6-9	0-0	4-6	6	8	14	3	16	2	3	1	1	32
	Amy Wright	g	5-13	0-0	3-5	2	5	7	3	13	4	2	0	2	36
	Wendi Willits	g	4-13	3-9	2-2	0	4	4	2	13	0	1	0	1	40-
	India Lewis		0-6	0-5	0-0	0	1	1	1	0	0	1	0	1	14
	Dana Cherry		3-8	0-0	4-6	2	1	3	4	10	0	2	0	1	22
	Carla Rhodes		0-0	0-0	0-0	0	0	0	0	0	0	0	0	0	0+
	Celia Anderson		1-3	0-0	5-6	1	0	1	3	7	0	2	2	5	17
	Joy Oakley		0-0	0-0	0-0	0	0	0	1	0	0	0	0	0	3
AM						1	2	3			1				
TALS			23-63	4-18	18-27	13	24	37	20	68	6	15	6	14	200

T-FG 1stH: 10-35 28.6% 2ndH: 13-28 46.4% OT: 0-0 00.0% Game: 36.5% Deadbl
t-FG 1stH: 2-12 16.7% 2ndH: 2-6 33.3% OT: 0-0 00.0% Game: 22.2% Rebs
hrow 1stH: 6-8 75.0% 2ndH: 12-19 63.2% OT: 0-0 00.0% Game: 66.7% 7, 1

ME TEAM: Baylor Lady Bears 21-9

	N A M E		TOT-FG FG-FGA	3-PT FG-FGA	FT-FTA	REBOUNDS OF	DE	TOT	PF	TP	A	TO	BLK	S	MIN
	Chanelle Fox	f	2-9	0-3	1-2	3	5	8	3	5	2	4	0	0	31
	Danielle Crockrom	f	8-16	0-0	3-4	4	7	11	2	19	0	4	0	1	40
	Monica Arnold	c	2-5	0-0	1-2	1	1	2	3	5	1	2	0	0	26
	Nicole Collins	g	0-2	0-0	2-2	0	2	2	3	2	1	5	0	2	20
	Sheila Lambert	g	4-17	1-7	7-10	2	7	9	5	16	4	6	0	1	37
	Jessika Stratton		4-9	2-6	0-1	0	4	4	2	10	2	2	0	1	31
	Hilary Akromis		0-0	0-0	0-0	0	0	0	0	0	0	0	0	0	1
	Stasha Richards		0-1	0-0	0-0	0	0	0	1	0	0	0	0	0	3
	Brooke McCormack		1-1	0-0	0-0	0	0	0	3	2	1	0	0	0	12
AM						7	2	9							
TALS			21-60	3-16	14-21	17	28	45	22	59	11	23	0	5	201

T-FG 1stH: 11-24 45.8% 2ndH: 10-36 27.8% OT: 0-0 00.0% Game: 35.0% Deadbl
t-FG 1stH: 2-5 40.0% 2ndH: 1-11 09.1% OT: 0-0 00.0% Game: 18.8% Rebs
hrow 1stH: 9-13 69.2% 2ndH: 5-8 62.5% OT: 0-0 00.0% Game: 66.7% 4, 1

FICIALS: Ron Dressander, Ralph Pickett, Kathy Lonergen
CHNICAL FOULS:
kansas Lady Razorbacks - none
ylor Lady Bears - none
TENDANCE:

ORE BY PERIODS:	1st	2nd	OT1	OT2	OT3	OT4	TOTAL
kansas Lady Razorbacks	28	40					68
ylor Lady Bears	33	26					59

S IN THE PAINT: Arkansas Lady Razorbacks - 22 Baylor Lady Bears - 24
S OFF TURNOVERS: Arkansas Lady Razorbacks - 17 Baylor Lady Bears - 16
D CHANCE POINTS: Arkansas Lady Razorbacks - 12 Baylor Lady Bears - 14
ST BREAK POINTS: Arkansas Lady Razorbacks - 04 Baylor Lady Bears - 06

AA Tournament West Region First Round

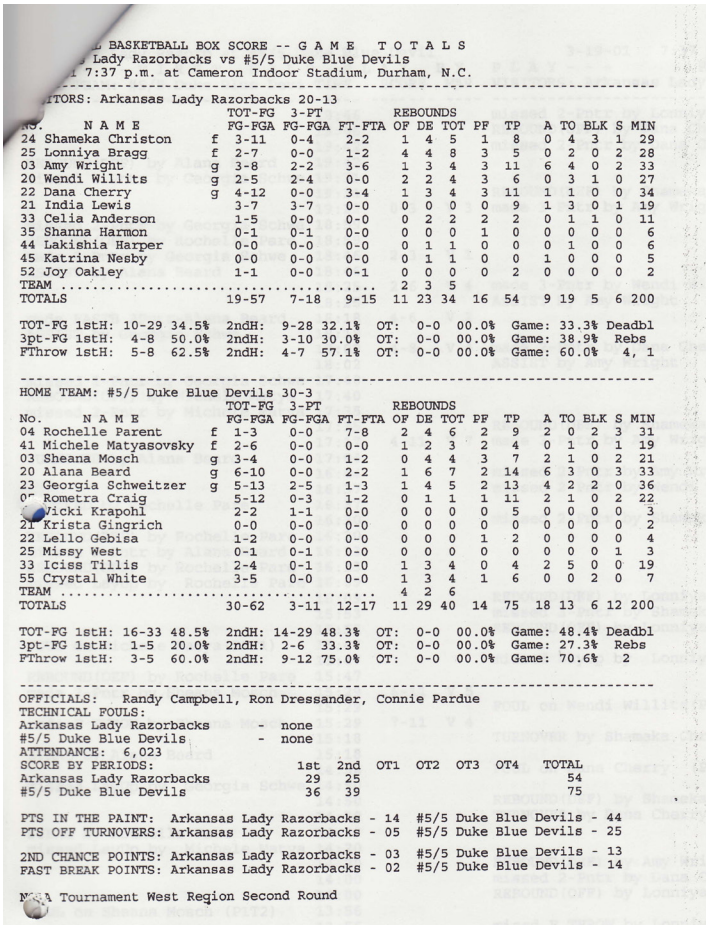

L BASKETBALL BOX SCORE -- G A M E T O T A L S
Lady Razorbacks vs #5/5 Duke Blue Devils
7:37 p.m. at Cameron Indoor Stadium, Durham, N.C.

ITORS: Arkansas Lady Razorbacks 20-13

No.	N A M E		TOT-FG FG-FGA	3-PT FG-FGA	FT-FTA	REBOUNDS OF	DE	TOT	PF	TP	A	TO	BLK	S	MIN
24	Shameka Christon	f	3-11	0-4	2-2	1	4	5	1	8	0	4	3	1	29
25	Lonniya Bragg	f	2-7	0-0	1-2	4	4	8	3	5	0	2	0	2	28
03	Amy Wright	g	3-8	2-2	3-6	1	3	4	3	11	6	4	0	2	33
20	Wendi Willits	g	2-5	2-4	0-0	2	2	4	3	6	0	3	1	0	27
22	Dana Cherry	g	4-12	0-0	3-4	1	3	4	3	11	1	1	0	0	34
21	India Lewis		3-7	3-7	0-0	0	0	0	0	9	1	3	0	1	19
33	Celia Anderson		1-5	0-0	0-0	0	2	2	2	2	0	1	1	0	11
35	Shanna Harmon		0-1	0-1	0-0	0	0	0	1	0	0	0	0	0	6
44	Lakishia Harper		0-0	0-0	0-0	0	1	1	0	0	0	1	0	0	6
45	Katrina Nesby		0-0	0-0	0-0	0	1	1	0	0	1	0	0	0	5
52	Joy Oakley		1-1	0-0	0-1	0	0	0	0	2	0	0	0	0	2
TEAM						2	3	5							
TOTALS			19-57	7-18	9-15	11	23	34	16	54	9	19	5	6	200

TOT-FG 1stH: 10-29 34.5% 2ndH: 9-28 32.1% OT: 0-0 00.0% Game: 33.3% Deadbl
3pt-FG 1stH: 4-8 50.0% 2ndH: 3-10 30.0% OT: 0-0 00.0% Game: 38.9% Rebs
FThrow 1stH: 5-8 62.5% 2ndH: 4-7 57.1% OT: 0-0 00.0% Game: 60.0% 4, 1

HOME TEAM: #5/5 Duke Blue Devils 30-3

No.	N A M E		TOT-FG FG-FGA	3-PT FG-FGA	FT-FTA	REBOUNDS OF	DE	TOT	PF	TP	A	TO	BLK	S	MIN
04	Rochelle Parent	f	1-3	0-0	7-8	2	4	6	2	9	2	0	2	3	31
41	Michele Matyasovsky	f	2-6	0-0	0-0	1	2	3	2	4	0	1	0	1	19
03	Sheana Mosch	g	3-4	0-0	1-2	0	4	4	3	7	2	1	0	2	21
20	Alana Beard	g	6-10	0-0	2-2	1	6	7	2	14	6	3	0	3	33
23	Georgia Schweitzer	g	5-13	2-5	1-3	1	4	5	2	13	4	2	2	0	36
0	Rometra Craig		5-12	0-3	1-2	0	1	1	1	11	2	1	0	2	22
	Vicki Krapohl		2-2	1-1	0-0	0	0	0	0	5	0	0	0	0	3
21	Krista Gingrich		0-0	0-0	0-0	0	0	0	0	0	0	0	0	0	2
22	Lello Gebisa		1-2	0-0	0-0	0	0	0	1	2	0	0	0	0	4
25	Missy West		0-1	0-1	0-0	0	0	0	0	0	0	0	0	1	3
33	Iciss Tillis		2-4	0-1	0-0	1	3	4	0	4	2	5	0	0	19
55	Crystal White		3-5	0-0	0-0	1	3	4	1	6	0	0	2	0	7
TEAM						4	2	6							
TOTALS			30-62	3-11	12-17	11	29	40	14	75	18	13	6	12	200

TOT-FG 1stH: 16-33 48.5% 2ndH: 14-29 48.3% OT: 0-0 00.0% Game: 48.4% Deadbl
3pt-FG 1stH: 1-5 20.0% 2ndH: 2-6 33.3% OT: 0-0 00.0% Game: 27.3% Rebs
FThrow 1stH: 3-5 60.0% 2ndH: 9-12 75.0% OT: 0-0 00.0% Game: 70.6% 2

OFFICIALS: Randy Campbell, Ron Dressander, Connie Pardue
TECHNICAL FOULS:
Arkansas Lady Razorbacks - none
#5/5 Duke Blue Devils - none
ATTENDANCE: 6,023

SCORE BY PERIODS:	1st	2nd	OT1	OT2	OT3	OT4	TOTAL
Arkansas Lady Razorbacks	29	25					54
#5/5 Duke Blue Devils	36	39					75

PTS IN THE PAINT: Arkansas Lady Razorbacks - 14 #5/5 Duke Blue Devils - 44
PTS OFF TURNOVERS: Arkansas Lady Razorbacks - 05 #5/5 Duke Blue Devils - 25

2ND CHANCE POINTS: Arkansas Lady Razorbacks - 03 #5/5 Duke Blue Devils - 13
FAST BREAK POINTS: Arkansas Lady Razorbacks - 02 #5/5 Duke Blue Devils - 14

A Tournament West Region Second Round

2001 NCAA TOURNAMENT

March 17, 2001 | Cameron Indoor Stadium
Durham, N.C. | First Round

Arkansas 68, #24 Baylor 59

Lonniya Bragg led four Lady Razorbacks in double digits with 16 points and picked up a career–tying 14 rebounds. The Lady'Backs struggled from the field in the first half, hitting only 28.6 percent and missing their last 11 shots of the half to trail 33–28 at halftime. Then Bragg and fellow seniors Wendi Willits and Celia Anderson took over the game. Bragg outrebounded Baylor's All–Big 12 center Danielle Crockrom, and with Anderson controlled the lane in the second half. Arkansas held Baylor to only 27.8 percent from the field in the second half, including eight straight missed shots by the Lady Bears' leading scorer, Sheila Lambert.

2001 NCAA TOURNAMENT

March 19, 2001 | Cameron Indoor Stadium
Durham, N.C. | Second Round

#5/5 Duke 75, Arkansas 54

Amy Wright and Dana Cherry led Arkansas with 11 points each. Wright opened the game with a 3–point flurry and took UA out to a quick lead. Poor shooting after the first three minutes of the game crippled the Arkansas offense. The Lady'Backs finished with only 33 percent from the field compared to 48 percent for Duke. Trailing by seven at half, Arkansas made a final run at Duke with back–to–back jumpers from Bragg and Christon to cut the lead to three, 36–33. A 10–0 run by Duke put the game away.

NCAA TOURNAMENT RECORDS

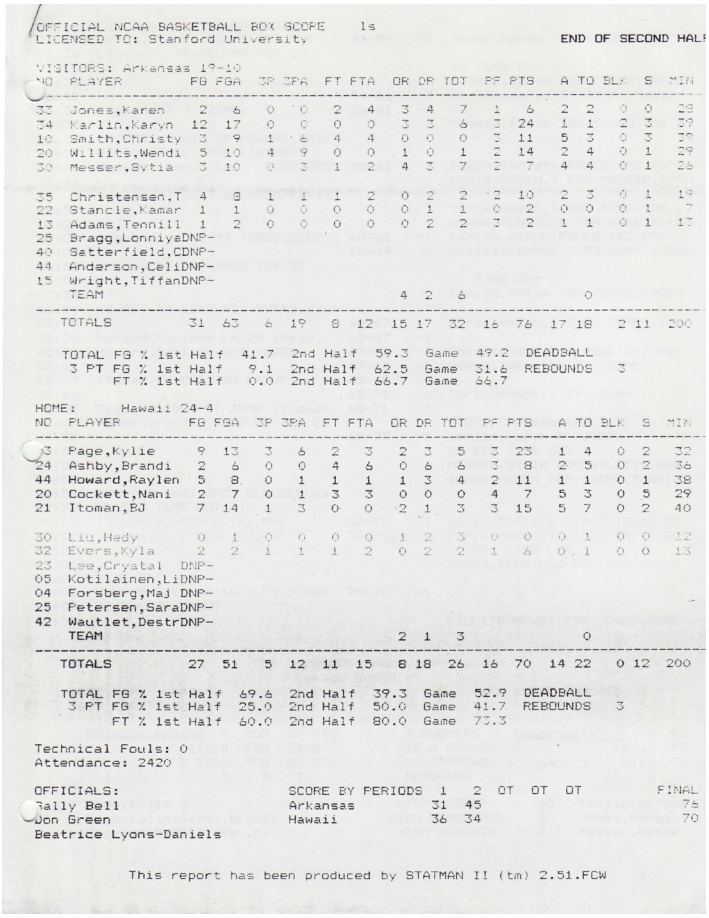

OFFICIAL NCAA BASKETBALL BOX SCORE 1s
LICENSED TO: Stanford University
END OF SECOND HALF

VISITORS: Arkansas 19-10

NO	PLAYER	FG	FGA	3P	3PA	FT	FTA	OR	DR	TOT	PF	PTS	A	TO	BLK	S	MIN
33	Jones,Karen	2	6	0	0	2	4	3	4	7	1	6	2	2	0	0	28
34	Karlin,Karyn	12	17	0	0	0	0	3	3	6	3	24	1	1	2	3	39
10	Smith,Christy	3	9	1	6	4	4	0	0	0	3	11	5	3	0	3	39
20	Willits,Wendi	5	10	4	9	0	0	1	0	1	2	14	2	4	0	1	29
30	Messer,Sytia	3	10	0	3	1	2	4	3	7	2	7	4	4	0	1	26
35	Christensen,T	4	8	1	1	1	2	0	2	2	2	10	2	3	0	1	19
22	Stancle,Kamar	1	1	0	0	0	0	0	1	1	0	2	0	0	0	1	7
13	Adams,Tennill	1	2	0	0	0	0	0	2	2	3	2	1	1	0	1	17
25	Bragg,LonniyaDNP-																
40	Satterfield,CDNP-																
44	Anderson,CeliDNP-																
15	Wright,TiffanDNP-																
	TEAM							4	2	6				0			
	TOTALS	31	63	6	19	8	12	15	17	32	16	76	17	18	2	11	200

TOTAL FG % 1st Half 41.7 2nd Half 59.3 Game 49.2 DEADBALL
3 PT FG % 1st Half 9.1 2nd Half 62.5 Game 31.6 REBOUNDS 3
FT % 1st Half 0.0 2nd Half 66.7 Game 66.7

HOME: Hawaii 24-4

NO	PLAYER	FG	FGA	3P	3PA	FT	FTA	OR	DR	TOT	PF	PTS	A	TO	BLK	S	MIN
13	Page,Kylie	9	13	3	6	2	3	2	3	5	3	23	1	4	0	2	32
24	Ashby,Brandi	2	6	0	0	4	6	0	6	6	3	8	2	5	0	2	36
44	Howard,Raylen	5	8	0	1	1	1	1	3	4	2	11	1	1	0	1	38
20	Cockett,Nani	2	7	0	1	3	3	0	0	0	4	7	5	3	0	5	29
21	Itoman,BJ	7	14	1	3	0	0	2	1	3	3	15	5	7	0	2	40
30	Liu,Hedy	0	1	0	0	0	0	1	2	3	0	0	0	1	0	0	12
32	Evers,Kyla	2	2	1	1	1	2	0	2	2	1	6	0	1	0	0	13
23	Lee,Crystal DNP-																
05	Kotilainen,LiDNP-																
04	Forsberg,Maj DNP-																
25	Petersen,SaraDNP-																
42	Wautlet,DestrDNP-																
	TEAM							2	1	3				0			
	TOTALS	27	51	5	12	11	15	8	18	26	16	70	14	22	0	12	200

TOTAL FG % 1st Half 69.6 2nd Half 39.3 Game 52.9 DEADBALL
3 PT FG % 1st Half 25.0 2nd Half 50.0 Game 41.7 REBOUNDS 3
FT % 1st Half 60.0 2nd Half 80.0 Game 73.3

Technical Fouls: 0
Attendance: 2420

OFFICIALS:
Sally Bell
Don Green
Beatrice Lyons-Daniels

SCORE BY PERIODS	1	2	OT	OT	OT	FINAL
Arkansas	31	45				76
Hawaii	36	34				70

This report has been produced by STATMAN II (tm) 2.51.FCW

1998 NCAA TOURNAMENT

March 13, 1998 | Maples Pavilion
Stanford, Calif. | First Round

Arkansas 76, #20 Hawai'i 70

After a 69 percent first half for Hawai'i, Arkansas began to wonder about its NCAA tournament fate. The 20th-ranked Wahine got a dose of SEC defense in the second half as Arkansas shut down the WAC's leading scorer, UH senior Nani Cockett. Meanwhile, Wendi Willits dropped three straight rainbow treys on the Wahine to help Arkansas gain the lead mid-way through the second half. Inside the lane, Hawai'i had no solution for Karyn Karlin, who hit her first five shots from the field and closed the game with 24 points on 12-of-17 from the field.

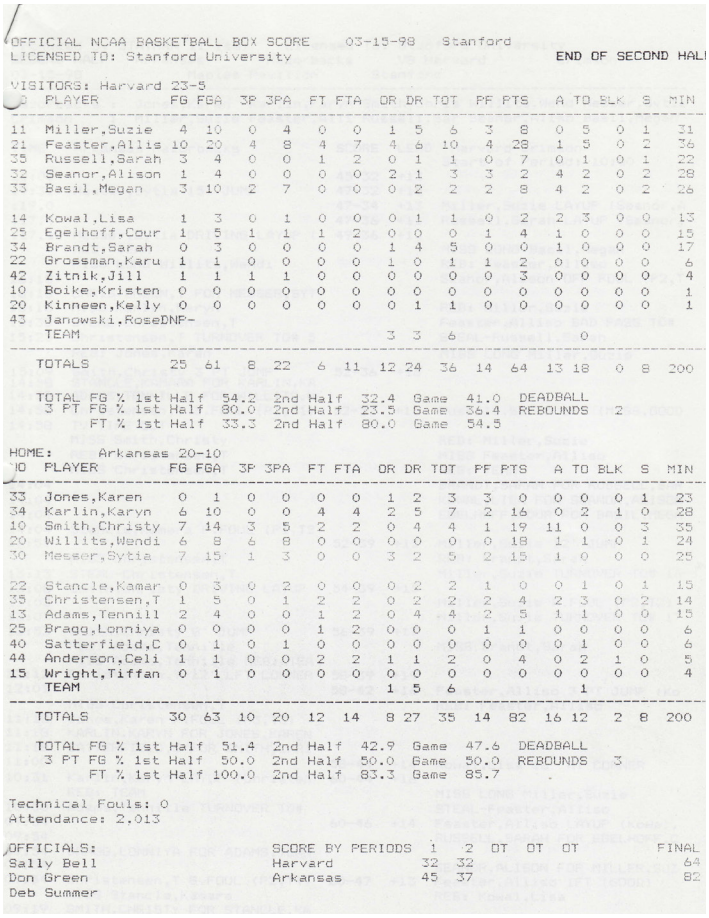

OFFICIAL NCAA BASKETBALL BOX SCORE 03-15-98 Stanford
LICENSED TO: Stanford University
END OF SECOND HALF

VISITORS: Harvard 23-5

NO	PLAYER	FG	FGA	3P	3PA	FT	FTA	OR	DR	TOT	PF	PTS	A	TO	BLK	S	MIN
11	Miller,Suzie	4	10	0	4	0	0	1	5	6	3	8	0	5	0	1	31
21	Feaster,Allis	10	20	4	8	4	7	4	6	10	4	28	1	5	0	2	36
35	Russell,Sarah	3	4	0	0	1	2	0	1	1	0	7	0	1	0	1	22
32	Seanor,Alison	1	4	0	0	0	0	2	1	3	3	2	4	2	0	2	28
33	Basil,Megan	3	10	2	7	0	0	0	2	2	2	8	4	2	0	2	26
14	Kowal,Lisa	1	3	0	1	0	0	0	1	1	0	2	2	3	0	0	13
25	Egelhoff,Cour	1	5	1	1	1	2	0	0	0	1	4	1	0	0	0	15
34	Brandt,Sarah	0	3	0	0	0	0	1	4	5	0	0	1	0	0	0	17
22	Grossman,Karu	1	1	0	0	0	0	1	0	1	1	2	0	0	0	0	6
42	Zitnik,Jill	1	1	1	1	0	0	0	0	0	0	3	0	0	0	0	4
10	Boike,Kristen	0	0	0	0	0	0	0	0	0	0	0	0	0	0	0	1
20	Kinneen,Kelly	0	0	0	0	0	0	0	1	1	0	0	0	0	0	0	1
43	Janowski,RoseDNP-																
	TEAM							3	3	6				0			
	TOTALS	25	61	8	22	6	11	12	24	36	14	64	13	18	0	8	200

TOTAL FG % 1st Half 54.2 2nd Half 32.4 Game 41.0 DEADBALL
3 PT FG % 1st Half 80.0 2nd Half 23.5 Game 36.4 REBOUNDS 2
FT % 1st Half 33.3 2nd Half 80.0 Game 54.5

HOME: Arkansas 20-10

NO	PLAYER	FG	FGA	3P	3PA	FT	FTA	OR	DR	TOT	PF	PTS	A	TO	BLK	S	MIN
33	Jones,Karen	0	1	0	0	0	0	1	2	3	3	0	0	0	0	1	23
34	Karlin,Karyn	6	10	0	0	4	4	2	5	7	2	16	0	2	1	0	28
10	Smith,Christy	7	14	3	5	2	2	0	4	4	1	19	11	0	0	3	35
20	Willits,Wendi	6	8	6	8	0	0	0	0	0	0	18	1	1	0	1	24
30	Messer,Sytia	7	15	1	3	0	0	3	2	5	2	15	1	0	0	0	25
22	Stancle,Kamar	0	3	0	2	0	0	0	2	2	1	0	0	1	0	1	15
35	Christensen,T	1	5	0	1	2	2	0	2	2	2	4	2	3	0	2	14
13	Adams,Tennill	2	4	0	0	1	2	0	4	4	2	5	1	1	0	0	15
25	Bragg,Lonniya	0	0	0	0	1	2	0	0	0	1	1	0	0	0	0	6
40	Satterfield,C	0	1	0	1	0	0	0	0	0	0	0	0	1	0	0	6
44	Anderson,Celi	1	1	0	0	2	2	1	1	2	0	4	0	2	1	0	5
15	Wright,Tiffan	0	1	0	0	0	0	0	0	0	0	0	0	0	0	0	4
	TEAM							1	5	6				1			
	TOTALS	30	63	10	20	12	14	8	27	35	14	82	16	12	2	8	200

TOTAL FG % 1st Half 51.4 2nd Half 42.9 Game 47.6 DEADBALL
3 PT FG % 1st Half 50.0 2nd Half 50.0 Game 50.0 REBOUNDS 3
FT % 1st Half 100.0 2nd Half 83.3 Game 85.7

Technical Fouls: 0
Attendance: 2,013

OFFICIALS:
Sally Bell
Don Green
Deb Summer

SCORE BY PERIODS	1	2	OT	OT	OT	FINAL
Harvard	32	32				64
Arkansas	45	37				82

1998 NCAA TOURNAMENT

March 15, 1998 | Maples Pavilion
Stanford, Calif. | Second Round

Arkansas 82, Harvard 64

Christy Smith proved why she was an all-American by leading Arkansas back into the Sweet 16 for the first time since 1991. Smith had 19 points, 11 assists and zero turnovers in 35 minutes against the Crimson. Harvard trailed 45-32 by halftime as Arkansas never looked back. Karyn Karlin had 16 points and Sytia Messer followed with 15. The second half, however, belonged to Wendi Willits who hit six 3-pointers to break her two-day-old Arkansas record for treys in a tournament game and came within one of breaking the NCAA tournament mark. She finished with 18.

NCAA TOURNAMENT RECORDS

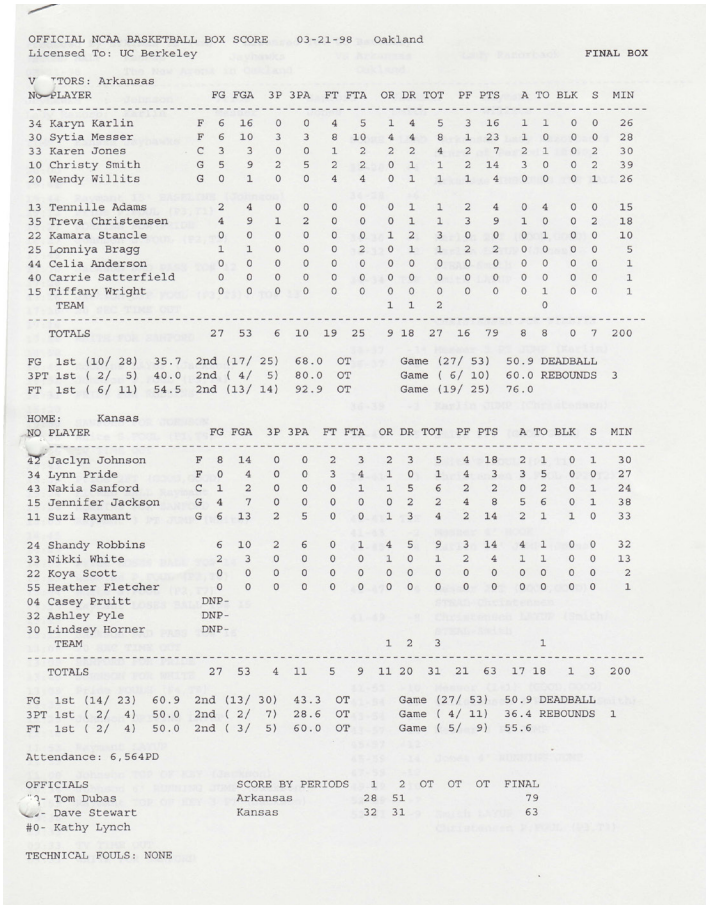

OFFICIAL NCAA BASKETBALL BOX SCORE 03-21-98 Oakland
Licensed To: UC Berkeley FINAL BOX

V ITORS: Arkansas

NO	PLAYER		FG	FGA	3P	3PA	FT	FTA	OR	DR	TOT	PF	PTS	A	TO	BLK	S	MIN
34	Karyn Karlin	F	6	16	0	0	4	5	1	4	5	3	16	1	1	0	0	26
30	Sytia Messer	F	6	10	3	3	8	10	4	4	8	1	23	1	0	0	0	28
33	Karen Jones	C	3	3	0	0	1	2	2	2	4	2	7	2	1	0	2	30
10	Christy Smith	G	5	9	2	5	2	2	0	1	1	2	14	3	0	0	2	39
20	Wendy Willits	G	0	1	0	0	4	4	0	1	1	1	4	0	0	0	1	26
13	Tennille Adams			2	4	0	0	0	0	1	1	2	4	0	4	0	0	15
35	Treva Christensen			4	9	1	2	0	0	0	1	1	3	9	1	0	0	2	18
22	Kamara Stancle			0	0	0	0	0	0	1	2	3	0	0	0	1	0	0	10
25	Lonniya Bragg			1	1	0	0	0	2	0	1	1	2	2	0	0	0	0	5
44	Celia Anderson			0	0	0	0	0	0	0	0	0	0	0	0	0	0	0	1
40	Carrie Satterfield			0	0	0	0	0	0	0	0	0	0	0	0	0	0	0	1
15	Tiffany Wright			0	0	0	0	0	0	0	0	0	0	0	1	0	0		1
	TEAM								1	1	2				0				
	TOTALS			27	53	6	10	19	25	9	18	27	16	79	8	8	0	7	200

FG 1st (10/ 28) 35.7 2nd (17/ 25) 68.0 OT Game (27/ 53) 50.9 DEADBALL
3PT 1st (2/ 5) 40.0 2nd (4/ 5) 80.0 OT Game (6/ 10) 60.0 REBOUNDS 3
FT 1st (6/ 11) 54.5 2nd (13/ 14) 92.9 OT Game (19/ 25) 76.0

HOME: Kansas

NO	PLAYER		FG	FGA	3P	3PA	FT	FTA	OR	DR	TOT	PF	PTS	A	TO	BLK	S	MIN
42	Jaclyn Johnson	F	8	14	0	0	2	3	2	3	5	4	18	2	1	0	1	30
34	Lynn Pride	F	0	4	0	0	3	4	1	0	1	4	3	3	5	0	0	27
43	Nakia Sanford	C	1	2	0	0	0	1	1	5	6	2	2	0	2	0	1	24
15	Jennifer Jackson	G	4	7	0	0	0	0	0	2	2	4	8	5	6	0	1	38
11	Suzi Raymant	G	6	13	2	5	0	0	1	3	4	2	14	2	1	1	0	33
24	Shandy Robbins			6	10	2	6	0	1	4	5	3	14	4	1	0	0	32
33	Nikki White			2	3	0	0	0	0	1	0	1	2	4	1	1	0	0	13
22	Koya Scott			0	0	0	0	0	0	0	0	0	0	0	0	0	0	0	2
55	Heather Fletcher			0	0	0	0	0	0	0	0	0	0	0	0	0	0	0	1
04	Casey Pruitt	DNP-																	
32	Ashley Pyle	DNP-																	
30	Lindsey Horner	DNP-																	
	TEAM								1	2	3				1				
	TOTALS			27	53	4	11	5	9	11	20	31	21	63	17	18	1	3	200

FG 1st (14/ 23) 60.9 2nd (13/ 30) 43.3 OT Game (27/ 53) 50.9 DEADBALL
3PT 1st (2/ 4) 50.0 2nd (2/ 7) 28.6 OT Game (4/ 11) 36.4 REBOUNDS 1
FT 1st (2/ 4) 50.0 2nd (3/ 5) 60.0 OT Game (5/ 9) 55.6

Attendance: 6,564PD

OFFICIALS	SCORE BY PERIODS	1	2	OT	OT	OT	FINAL
?- Tom Dubas	Arkansas	28	51				79
-- Dave Stewart	Kansas	32	31				63
#0- Kathy Lynch							

TECHNICAL FOULS: NONE

1998 NCAA TOURNAMENT

March 21, 1998 | The New Arena
Oakland, Calif. | Sweet 16

Arkansas 79, Kansas 63

The Lady Razorbacks' season was in trouble by halftime. Trailing Kansas 32–28 and shooting poorly, Arkansas needed a revival. They got it in the locker room and came out to set a NCAA West Regional record with 51 second–half points to cruise past the Jayhawks. Sytia Messer led the way with 23 points. Messer controlled the floor on both ends by shooting 60 percent and holding KU's leading scorer Lynn Pride to only three points. Messer also led Arkansas on the glass with eight rebounds. Karyn Karlin had 16 and Christy Smith followed with 14. Smith managed her second straight game without a turnover.

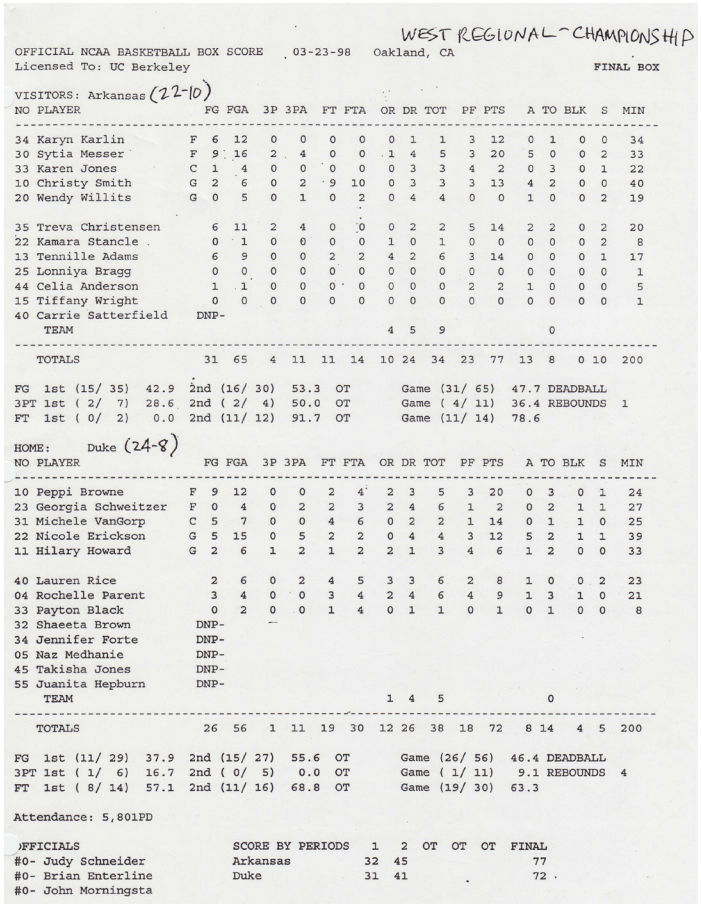

WEST REGIONAL - CHAMPIONSHIP

OFFICIAL NCAA BASKETBALL BOX SCORE 03-23-98 Oakland, CA
Licensed To: UC Berkeley FINAL BOX

VISITORS: Arkansas (22-10)

NO	PLAYER		FG	FGA	3P	3PA	FT	FTA	OR	DR	TOT	PF	PTS	A	TO	BLK	S	MIN
34	Karyn Karlin	F	6	12	0	0	0	0	0	1	1	3	12	0	1	0	0	34
30	Sytia Messer	F	9	16	2	4	0	0	1	4	5	3	20	5	0	0	2	33
33	Karen Jones	C	1	4	0	0	0	0	0	3	3	4	2	0	3	0	1	22
10	Christy Smith	G	2	6	0	2	9	10	0	3	3	3	13	4	2	0	0	40
20	Wendy Willits	G	0	5	0	1	0	2	0	4	4	0	0	1	0	0	2	19
35	Treva Christensen			6	11	2	4	0	0	0	2	2	5	14	2	2	0	2	20
22	Kamara Stancle			0	1	0	0	0	0	1	0	1	0	0	0	0	0	2	8
13	Tennille Adams			6	9	0	0	2	2	4	2	6	3	14	0	0	0	1	17
25	Lonniya Bragg			0	0	0	0	0	0	0	0	0	0	0	0	0	0	0	1
44	Celia Anderson			1	1	0	0	0	0	0	0	0	2	2	1	0	0	0	5
15	Tiffany Wright			0	0	0	0	0	0	0	0	0	0	0	0	0	0	0	1
40	Carrie Satterfield	DNP-																	
	TEAM								4	5	9				0				
	TOTALS			31	65	4	11	11	14	10	24	34	23	77	13	8	0	10	200

FG 1st (15/ 35) 42.9 2nd (16/ 30) 53.3 OT Game (31/ 65) 47.7 DEADBALL
3PT 1st (2/ 7) 28.6 2nd (2/ 4) 50.0 OT Game (4/ 11) 36.4 REBOUNDS 1
FT 1st (0/ 2) 0.0 2nd (11/ 12) 91.7 OT Game (11/ 14) 78.6

HOME: Duke (24-8)

NO	PLAYER		FG	FGA	3P	3PA	FT	FTA	OR	DR	TOT	PF	PTS	A	TO	BLK	S	MIN
10	Peppi Browne	F	9	12	0	0	2	4	2	3	5	3	20	0	3	0	1	24
23	Georgia Schweitzer	F	0	4	0	2	2	3	2	4	6	1	2	0	2	1	1	27
31	Michele VanGorp	C	5	7	0	0	4	6	0	2	2	1	14	0	1	1	0	25
22	Nicole Erickson	G	5	15	0	5	2	2	0	4	4	3	12	5	2	1	1	39
11	Hilary Howard	G	2	6	1	2	1	2	2	1	3	4	6	1	2	0	0	33
40	Lauren Rice			2	6	0	2	4	5	3	3	6	2	8	1	0	0	2	23
04	Rochelle Parent			3	4	0	0	3	4	2	4	6	4	9	1	3	1	0	21
33	Payton Black			0	2	0	0	1	4	0	1	1	0	1	0	1	0	0	8
32	Shaeeta Brown	DNP-																	
34	Jennifer Forte	DNP-																	
05	Naz Medhanie	DNP-																	
45	Takisha Jones	DNP-																	
55	Juanita Hepburn	DNP-																	
	TEAM								1	4	5				0				
	TOTALS			26	56	1	11	19	30	12	26	38	18	72	8	14	4	5	200

FG 1st (11/ 29) 37.9 2nd (15/ 27) 55.6 OT Game (26/ 56) 46.4 DEADBALL
3PT 1st (1/ 6) 16.7 2nd (0/ 5) 0.0 OT Game (1/ 11) 9.1 REBOUNDS 4
FT 1st (8/ 14) 57.1 2nd (11/ 16) 68.8 OT Game (19/ 30) 63.3

Attendance: 5,801PD

OFFICIALS	SCORE BY PERIODS	1	2	OT	OT	OT	FINAL
#0- Judy Schneider	Arkansas	32	45				77
#0- Brian Enterline	Duke	31	41				72
#0- John Morningsta							

1998 NCAA TOURNAMENT

March 23, 1998 | The New Arena
Oakland, Calif. | Elite Eight

Arkansas 77, #8 Duke 72

The Lady'Backs fought foul trouble and the Duke Blue Devils' size for 39 minutes. In the end, it was Arkansas' ability to control the glass and hit free throws when fouled that sent the Lady'Backs to the Final Four. Tennille Adams' stickback with under two minutes to play gave Arkansas its final lead of the game, 73–72. After its own misses and turnovers, Duke fouled Christy Smith twice in the final 31 seconds. She hit all four to ice the win. In the first half, it was another Adams rebound and bucket that gave the Lady'Backs the halftime lead, 32–31. Adams finished with 14 off 6–of–9 from the field. Treva Christensen came off the bench to spark Arkansas midway through the second half, hitting 6–of–11 for 14 points of her own. Sytia Messer led Arkansas with 20 points.

NCAA TOURNAMENT RECORDS

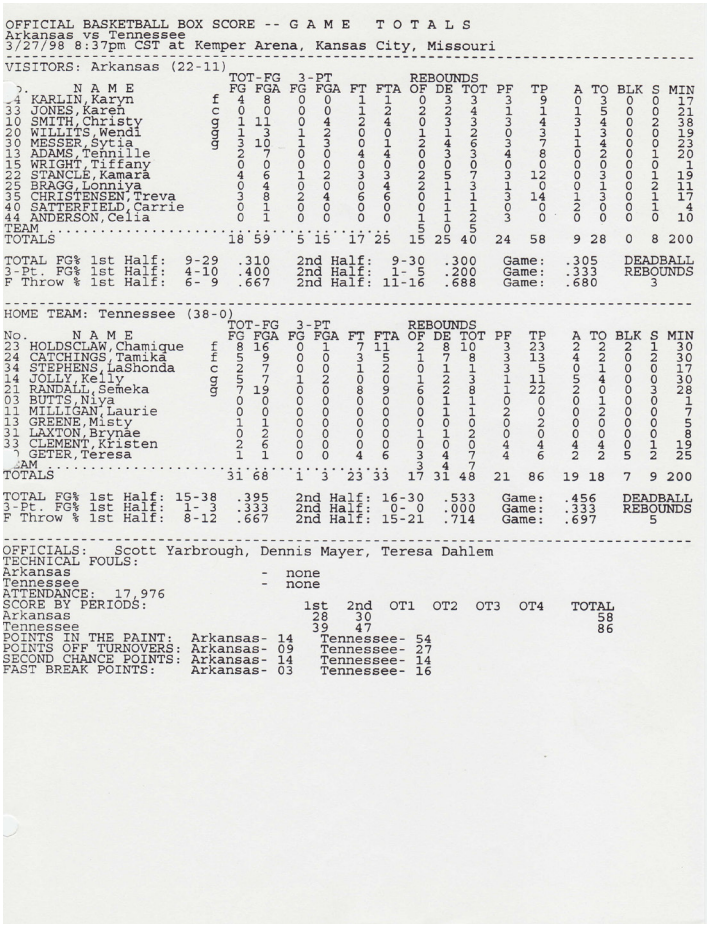

OFFICIAL BASKETBALL BOX SCORE -- G A M E T O T A L S
Arkansas vs Tennessee
3/27/98 8:37pm CST at Kemper Arena, Kansas City, Missouri

VISITORS: Arkansas (22-11)

No.	N A M E		TOT-FG FG	FGA	3-PT FG	FGA	FT	FTA	REBOUNDS OF	DE	TOT	PF	TP	A	TO	BLK	S	MIN
14	KARLIN,Karyn	f	4	8	0	0	1	1	0	3	3	3	9	0	3	0	0	17
33	JONES,Karen	c	0	0	0	0	1	2	2	2	4	1	1	1	5	0	0	21
10	SMITH,Christy	g	1	11	0	4	2	4	0	3	3	3	4	3	4	0	2	38
20	WILLITS,Wendi	g	1	3	1	2	0	0	1	1	2	0	3	1	3	0	0	19
30	MESSER,Sytia	g	3	10	1	3	0	1	2	4	6	3	7	1	4	0	0	23
13	ADAMS,Tennille		2	7	0	0	4	4	0	3	3	4	8	0	2	0	1	20
15	WRIGHT,Tiffany		0	0	0	0	0	0	0	0	0	0	0	0	0	0	0	1
22	STANCLE,Kamara		4	6	1	2	3	3	2	5	7	3	12	0	3	0	1	19
25	BRAGG,Lonniya		0	4	0	0	0	4	2	1	3	1	0	0	1	0	2	11
35	CHRISTENSEN,Treva		3	8	2	4	6	6	0	1	1	3	14	1	3	0	1	17
40	SATTERFIELD,Carrie		0	1	0	0	0	0	0	1	1	0	0	2	0	0	1	4
44	ANDERSON,Celia		0	1	0	0	0	0	1	1	2	3	0	0	0	0	0	10
TEAM									5	0	5							
TOTALS			18	59	5	15	17	25	15	25	40	24	58	9	28	0	8	200

TOTAL FG% 1st Half:	9-29	.310	2nd Half:	9-30	.300	Game:	.305
3-Pt. FG% 1st Half:	4-10	.400	2nd Half:	1- 5	.200	Game:	.333
F Throw % 1st Half:	6- 9	.667	2nd Half:	11-16	.688	Game:	.680

DEADBALL REBOUNDS: 3

HOME TEAM: Tennessee (38-0)

No.	N A M E		TOT-FG FG	FGA	3-PT FG	FGA	FT	FTA	REBOUNDS OF	DE	TOT	PF	TP	A	TO	BLK	S	MIN
23	HOLDSCLAW,Chamique	f	8	16	0	1	7	11	2	8	10	3	23	2	2	2	1	30
24	CATCHINGS,Tamika	f	5	9	0	0	3	5	1	7	8	3	13	4	2	0	2	30
34	STEPHENS,LaShonda	c	2	7	0	0	1	2	0	1	1	3	5	0	1	0	0	17
14	JOLLY,Kelly	g	5	7	1	2	0	0	1	2	3	1	11	5	4	0	0	30
21	RANDALL,Semeka	g	7	19	0	0	8	9	6	2	8	1	22	2	0	0	3	28
03	BUTTS,Niya		0	0	0	0	0	0	0	1	1	0	0	0	1	0	0	1
11	MILLIGAN,Laurie		0	0	0	0	0	0	0	1	1	2	0	0	2	0	0	7
13	GREENE,Misty		1	1	0	0	0	0	0	0	0	0	2	0	0	0	0	5
31	LAXTON,Brynae		0	2	0	0	0	0	1	1	2	0	0	0	0	0	0	8
33	CLEMENT,Kristen		2	6	0	0	0	0	0	0	0	4	4	4	4	0	1	19
5	GETER,Teresa		1	1	0	0	4	6	3	4	7	4	6	2	2	5	2	25
TEAM									3	4	7							
TOTALS			31	68	1	3	23	33	17	31	48	21	86	19	18	7	9	200

TOTAL FG% 1st Half:	15-38	.395	2nd Half:	16-30	.533	Game:	.456
3-Pt. FG% 1st Half:	1- 3	.333	2nd Half:	0- 0	.000	Game:	.333
F Throw % 1st Half:	8-12	.667	2nd Half:	15-21	.714	Game:	.697

DEADBALL REBOUNDS: 5

OFFICIALS: Scott Yarbrough, Dennis Mayer, Teresa Dahlem
TECHNICAL FOULS:
Arkansas - none
Tennessee - none
ATTENDANCE: 17,976

SCORE BY PERIODS:	1st	2nd	OT1	OT2	OT3	OT4	TOTAL
Arkansas	28	30					58
Tennessee	39	47					86

POINTS IN THE PAINT: Arkansas- 14 Tennessee- 54
POINTS OFF TURNOVERS: Arkansas- 09 Tennessee- 27
SECOND CHANCE POINTS: Arkansas- 14 Tennessee- 14
FAST BREAK POINTS: Arkansas- 03 Tennessee- 16

1998 NCAA TOURNAMENT

March 27, 1998 | Kemper Arena
Kansas City, Mo. | Final Four

#1 Tennessee 86, Arkansas 58

Arkansas hung with Tennessee in the first half and looked to go into the locker room down by eight until a missed assignment left Kelly Jolly wide open for the only 3–pointer the Lady Vols made in the NCAA semifinal game. As a result, UT took a 39–28 spread to intermission, and Arkansas was sent reeling by a Tennessee run to start the second half. Teva Christensen led with 14 points and Kamara Stancle came off the bench with 12.

NCAA TOURNAMENT RECORDS

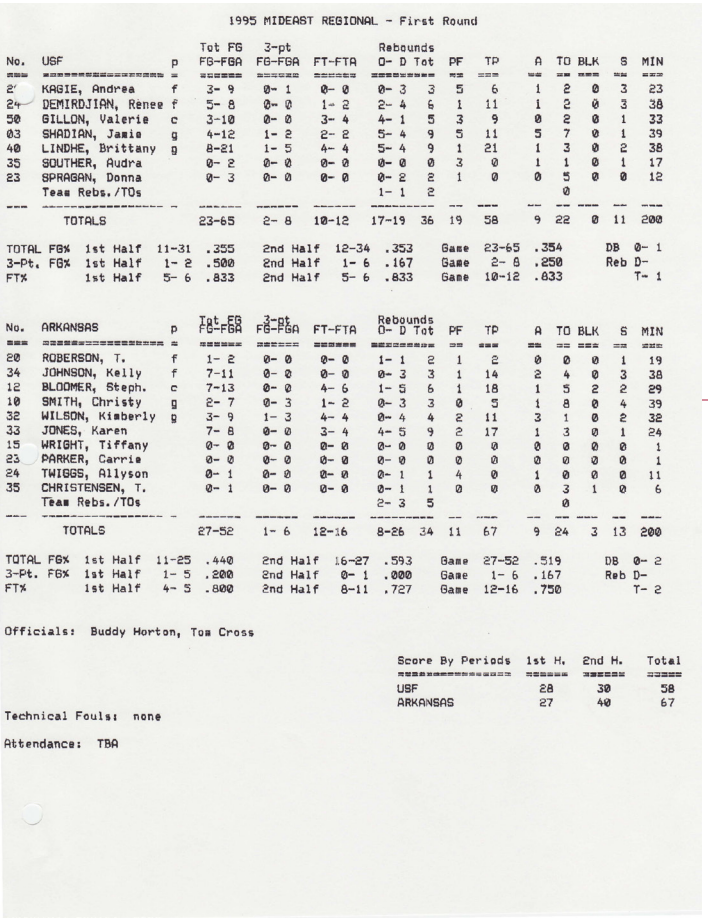

1995 MIDEAST REGIONAL - First Round

No.	USF	p	Tot FG FG-FGA	3-pt FG-FGA	FT-FTA	Rebounds O- D Tot	PF	TP	A	TO	BLK	S	MIN
2	KAGIE, Andrea	f	3- 9	0- 1	0- 0	0- 3 3	5	6	1	2	0	3	23
24	DEMIRDJIAN, Renee	f	5- 8	0- 0	1- 2	2- 4 6	1	11	1	2	0	3	38
50	GILLON, Valerie	c	3-10	0- 0	3- 4	4- 1 5	3	9	0	2	0	1	33
03	SHADIAN, Jamie	g	4-12	1- 2	2- 2	5- 4 9	5	11	5	7	0	1	39
40	LINDHE, Brittany	g	8-21	1- 5	4- 4	5- 4 9	1	21	1	3	0	2	38
35	SOUTHER, Audra		0- 2	0- 0	0- 0	0- 0 0	3	0	1	1	0	1	17
23	SPRAGAN, Donna		0- 3	0- 0	0- 0	0- 2 2	1	0	0	5	0	0	12
	Team Rebs./TOs					1- 1 2				0			
	TOTALS		23-65	2- 8	10-12	17-19 36	19	58	9	22	0	11	200

TOTAL FG%	1st Half	11-31	.355	2nd Half	12-34	.353	Game	23-65	.354
3-Pt. FG%	1st Half	1- 2	.500	2nd Half	1- 6	.167	Game	2- 8	.250
FT%	1st Half	5- 6	.833	2nd Half	5- 6	.833	Game	10-12	.833

DB 0- 1
Reb D-
T- 1

No.	ARKANSAS	p	Tot FG FG-FGA	3-pt FG-FGA	FT-FTA	Rebounds O- D Tot	PF	TP	A	TO	BLK	S	MIN
20	ROBERSON, T.	f	1- 2	0- 0	0- 0	1- 1 2	1	2	0	0	0	1	19
34	JOHNSON, Kelly	f	7-11	0- 0	0- 0	0- 3 3	1	14	2	4	0	3	38
12	BLOOMER, Steph.	c	7-13	0- 0	4- 6	1- 5 6	1	18	1	5	2	2	29
10	SMITH, Christy	g	2- 7	0- 3	1- 2	0- 3 3	0	5	1	8	0	4	39
32	WILSON, Kimberly	g	3- 9	1- 3	4- 4	0- 4 4	2	11	3	1	0	2	32
33	JONES, Karen		7- 8	0- 0	3- 4	4- 5 9	2	17	1	3	0	1	24
15	WRIGHT, Tiffany		0- 0	0- 0	0- 0	0- 0 0	0	0	0	0	0	0	1
23	PARKER, Carrie		0- 0	0- 0	0- 0	0- 0 0	0	0	0	0	0	0	1
24	TWIGGS, Allyson		0- 1	0- 0	0- 0	0- 1 1	4	0	1	0	0	0	11
35	CHRISTENSEN, T.		0- 1	0- 0	0- 0	0- 1 1	0	0	0	3	1	0	6
	Team Rebs./TOs					2- 3 5				0			
	TOTALS		27-52	1- 6	12-16	8-26 34	11	67	9	24	3	13	200

TOTAL FG%	1st Half	11-25	.440	2nd Half	16-27	.593	Game	27-52	.519
3-Pt. FG%	1st Half	1- 5	.200	2nd Half	0- 1	.000	Game	1- 6	.167
FT%	1st Half	4- 5	.800	2nd Half	8-11	.727	Game	12-16	.750

DB 0- 2
Reb D-
T- 2

Officials: Buddy Horton, Tom Cross

Score By Periods	1st H.	2nd H.	Total
USF	28	30	58
ARKANSAS	27	40	67

Technical Fouls: none

Attendance: TBA

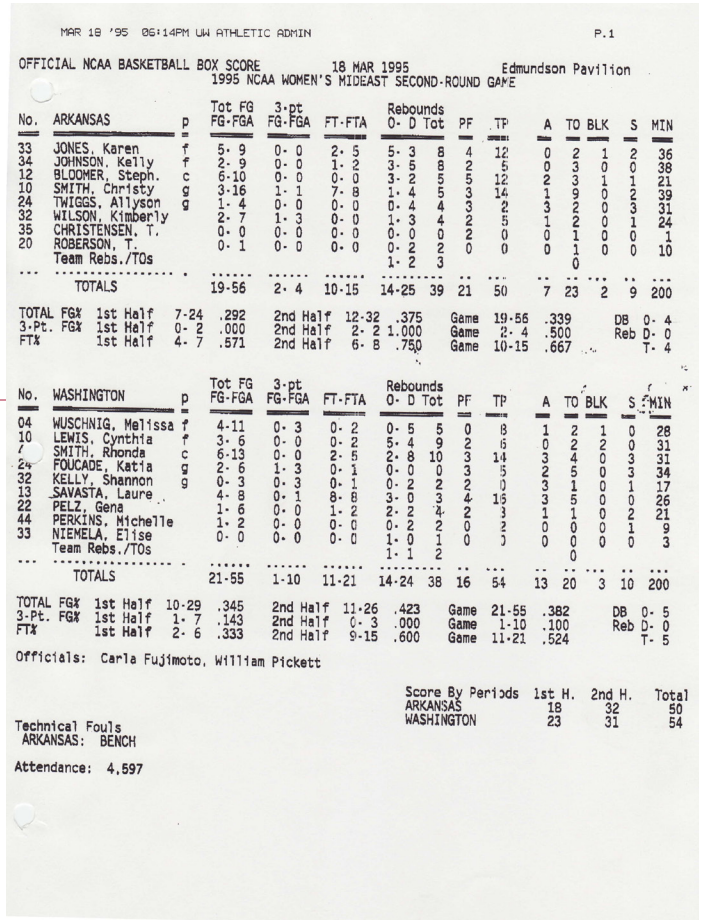

MAR 18 '95 06:14PM UW ATHLETIC ADMIN P.1

OFFICIAL NCAA BASKETBALL BOX SCORE 18 MAR 1995 Edmundson Pavilion
1995 NCAA WOMEN'S MIDEAST SECOND-ROUND GAME

No.	ARKANSAS	p	Tot FG FG-FGA	3-pt FG-FGA	FT-FTA	Rebounds O- D Tot	PF	TP	A	TO	BLK	S	MIN
33	JONES, Karen	f	5- 9	0- 0	2- 5	5- 3 8	4	12	0	2	1	2	36
34	JOHNSON, Kelly	f	2- 9	0- 0	1- 2	3- 5 8	2	5	0	3	0	0	38
12	BLOOMER, Steph.	c	6-10	0- 0	0- 0	3- 2 5	5	12	2	3	1	1	21
10	SMITH, Christy	g	3-16	1- 1	7- 8	1- 4 5	3	14	1	9	0	2	39
24	TWIGGS, Allyson	g	1- 4	0- 0	0- 0	0- 4 4	3	2	3	2	0	3	31
32	WILSON, Kimberly		2- 7	1- 3	0- 0	1- 3 4	2	5	1	2	0	1	24
35	CHRISTENSEN, T.		0- 0	0- 0	0- 0	0- 0 0	2	0	0	1	0	0	1
20	ROBERSON, T.		0- 1	0- 0	0- 0	0- 2 2	0	0	0	1	0	0	10
	Team Rebs./TOs					1- 2 3				0			
	TOTALS		19-56	2- 4	10-15	14-25 39	21	50	7	23	2	9	200

TOTAL FG%	1st Half	7-24	.292	2nd Half	12-32	.375	Game	19-56	.339
3-Pt. FG%	1st Half	0- 2	.000	2nd Half	2- 2	1.000	Game	2- 4	.500
FT%	1st Half	4- 7	.571	2nd Half	6- 8	.750	Game	10-15	.667

DB 0- 4
Reb D- 0
T- 4

No.	WASHINGTON	p	Tot FG FG-FGA	3-pt FG-FGA	FT-FTA	Rebounds O- D Tot	PF	TP	A	TO	BLK	S	MIN
04	WUSCHNIG, Melissa	f	4-11	0- 3	0- 2	0- 5 5	0	8	1	2	1	0	28
10	LEWIS, Cynthia	f	3- 6	0- 0	0- 2	5- 4 9	2	6	0	2	2	0	31
13	SMITH, Rhonda	c	6-13	0- 0	2- 5	2- 8 10	3	14	3	4	0	3	31
24	FOUCADE, Katia	g	2- 6	1- 3	0- 1	0- 0 0	3	5	2	5	0	3	34
32	KELLY, Shannon	g	0- 3	0- 3	0- 1	0- 2 2	2	0	3	1	0	1	17
13	SAVASTA, Laure		4- 8	0- 1	8- 8	3- 0 3	4	16	3	5	0	0	26
22	PELZ, Gena		1- 6	0- 0	1- 2	2- 2 4	2	3	1	1	0	2	21
44	PERKINS, Michelle		1- 2	0- 0	0- 0	0- 2 2	0	2	0	0	0	1	9
33	NIEMELA, Elise		0- 0	0- 0	0- 0	1- 0 1	0	0	0	0	0	0	3
	Team Rebs./TOs					1- 1 2				0			
	TOTALS		21-55	1-10	11-21	14-24 38	16	54	13	20	3	10	200

TOTAL FG%	1st Half	10-29	.345	2nd Half	11-26	.423	Game	21-55	.382
3-Pt. FG%	1st Half	1- 7	.143	2nd Half	0- 3	.000	Game	1-10	.100
FT%	1st Half	2- 6	.333	2nd Half	9-15	.600	Game	11-21	.524

DB 0- 5
Reb D- 0
T- 5

Officials: Carla Fujimoto, William Pickett

Score By Periods	1st H.	2nd H.	Total
ARKANSAS	18	32	50
WASHINGTON	23	31	54

Technical Fouls
ARKANSAS: BENCH

Attendance: 4,597

1995 NCAA TOURNAMENT

March 16, 1995 | Alaska Airlines Arena
Seattle, Wash. | First Round

#15 Arkansas 67, San Francisco 58

Karen Jones' jumper capped a 15–0 run midway through the second half to advance Arkansas into the second round of the NCAA Tournament. Arkansas trailed 28–27 at halftime after committing 13 first half turnovers. The turnovers continued in the early second half as the Lady'Backs stumbled to a 43–35 deficit with 13:02 to play. From that point, Arkansas shut down USF's offense for nearly six minutes. Jones finished with a new career–high 17 points. Stephanie Bloomer led Arkansas with 19 points, followed by Kelly Johnson's 14 (12 in the second half). Kimberly Wilson had 11.

1995 NCAA TOURNAMENT

March 18, 1995 | Alaska Airlines Arena
Seattle, Wash. | Second Round

#14 Washington 54, #15 Arkansas 50

The cardiac kids came up just one shot short of the Sweet 16, losing to Washington on the Huskies' home court. Trailing most of the game, Kimberly Wilson and Christy Smith teamed for back–to–back 3–pointers in the closing seconds to make it a two–point game. This time, however, Washington had the young guard with ice water in her veins as Laure Savasta stepped to the line to hit six–of–six in the last 20 seconds of the game to advance the Huskies. Arkansas trailed by five, 23–18, at halftime in a low scoring defensive battle. In fact, 15 of the game's 104 points came in the last 45 seconds. Smith had 14 points and Stephanie Bloomer and Karen Jones each had 12.

NCAA TOURNAMENT RECORDS

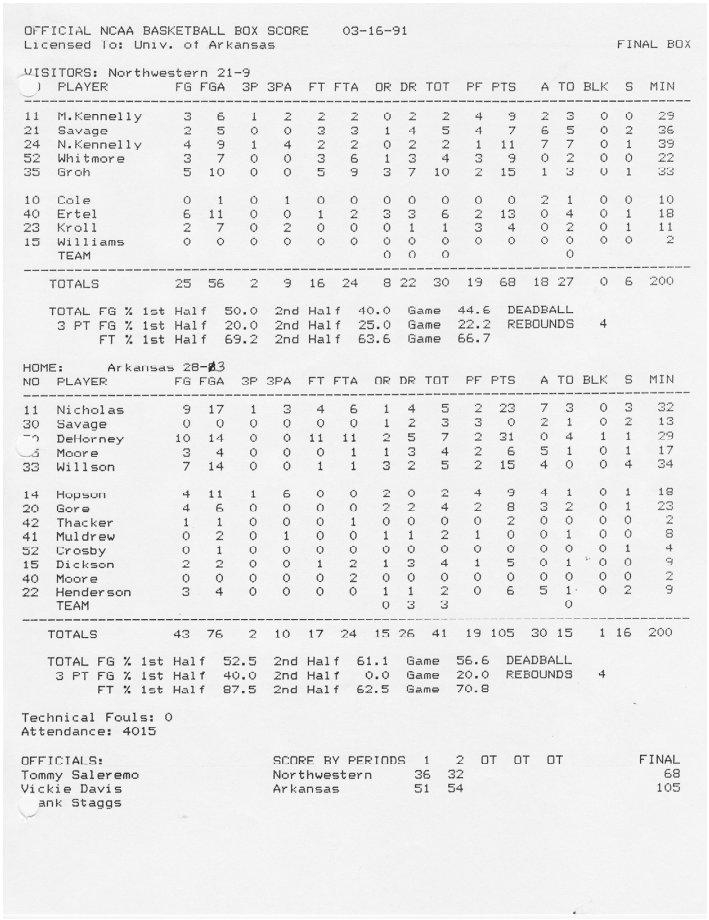

OFFICIAL NCAA BASKETBALL BOX SCORE 03-16-91
Licensed To: Univ. of Arkansas
FINAL BOX

VISITORS: Northwestern 21-9

NO	PLAYER	FG	FGA	3P	3PA	FT	FTA	OR	DR	TOT	PF	PTS	A	TO	BLK	S	MIN
11	M.Kennelly	3	6	1	2	2	2	0	2	2	4	9	2	3	0	0	29
21	Savage	2	5	0	0	3	3	1	4	5	4	7	6	5	0	2	36
24	N.Kennelly	4	9	1	4	2	2	0	2	2	1	11	7	7	0	1	39
52	Whitmore	3	7	0	0	3	6	1	3	4	3	9	0	2	0	0	22
35	Groh	5	10	0	0	5	9	3	7	10	2	15	1	3	0	1	33
10	Cole	0	1	0	1	0	0	0	0	0	0	0	2	1	0	0	10
40	Ertel	6	11	0	0	1	2	3	3	6	2	13	0	4	0	1	18
23	Kroll	2	7	0	2	0	0	0	1	1	3	4	0	2	0	1	11
15	Williams	0	0	0	0	0	0	0	0	0	0	0	0	0	0	0	2
	TEAM							0	0	0				0			
	TOTALS	25	56	2	9	16	24	8	22	30	19	68	18	27	0	6	200

TOTAL FG % 1st Half 50.0 2nd Half 40.0 Game 44.6 DEADBALL
3 PT FG % 1st Half 20.0 2nd Half 25.0 Game 22.2 REBOUNDS 4
FT % 1st Half 69.2 2nd Half 63.6 Game 66.7

HOME: Arkansas 28-3

NO	PLAYER	FG	FGA	3P	3PA	FT	FTA	OR	DR	TOT	PF	PTS	A	TO	BLK	S	MIN
11	Nicholas	9	17	1	3	4	6	1	4	5	2	23	7	3	0	3	32
30	Savage	0	0	0	0	0	0	1	2	3	3	0	2	1	0	2	13
[illegible]	DeHorney	10	14	0	0	11	11	2	5	7	2	31	0	4	1	1	29
[illegible]	Moore	3	4	0	0	0	1	1	3	4	2	6	5	1	0	1	17
33	Willson	7	14	0	0	1	1	3	2	5	2	15	4	0	0	4	34
14	Hopson	4	11	1	6	0	0	2	0	2	4	9	4	1	0	1	18
20	Gore	4	6	0	0	0	0	2	2	4	2	8	3	2	0	1	23
42	Thacker	1	1	0	0	0	1	0	0	0	0	2	0	0	0	0	2
41	Muldrew	0	2	0	1	0	0	1	1	2	1	0	0	1	0	0	8
52	Crosby	0	1	0	0	0	0	0	0	0	0	0	0	0	0	1	4
15	Dickson	2	2	0	0	1	2	1	3	4	1	5	0	1	0	0	9
40	Moore	0	0	0	0	0	2	0	0	0	0	0	0	0	0	0	2
22	Henderson	3	4	0	0	0	0	1	1	2	0	6	5	1	0	2	9
	TEAM							0	3	3				0			
	TOTALS	43	76	2	10	17	24	15	26	41	19	105	30	15	1	16	200

TOTAL FG % 1st Half 52.5 2nd Half 61.1 Game 56.6 DEADBALL
3 PT FG % 1st Half 40.0 2nd Half 0.0 Game 20.0 REBOUNDS 4
FT % 1st Half 87.5 2nd Half 62.5 Game 70.8

Technical Fouls: 0
Attendance: 4015

OFFICIALS:
Tommy Saleremo
Vickie Davis
[illegible]ank Staggs

SCORE BY PERIODS	1	2	OT	OT	OT	FINAL
Northwestern	36	32				68
Arkansas	51	54				105

1991 NCAA TOURNAMENT

March 15, 1991 | Bud Walton Arena
Fayetteville, Ark. | Second Round (1st round bye)

Arkansas 105, Northwestern 68

The Razorbacks received a first-round bye in the 1991 NCAA Regional and hosted Northwestern in the second round at Barnhill Arena. Northwestern defeated Washington State in the first round. The Razorbacks were a three-seed in the tournament and defeated Northwestern to move on to the Regional Semifinals in the field of 48. Three players scored in double figures in the win, which was paced by 31 from Delmonica DeHorney who was 10-for-14 from the field. DeHorney also led the team with seven rebounds as Arkansas advanced.

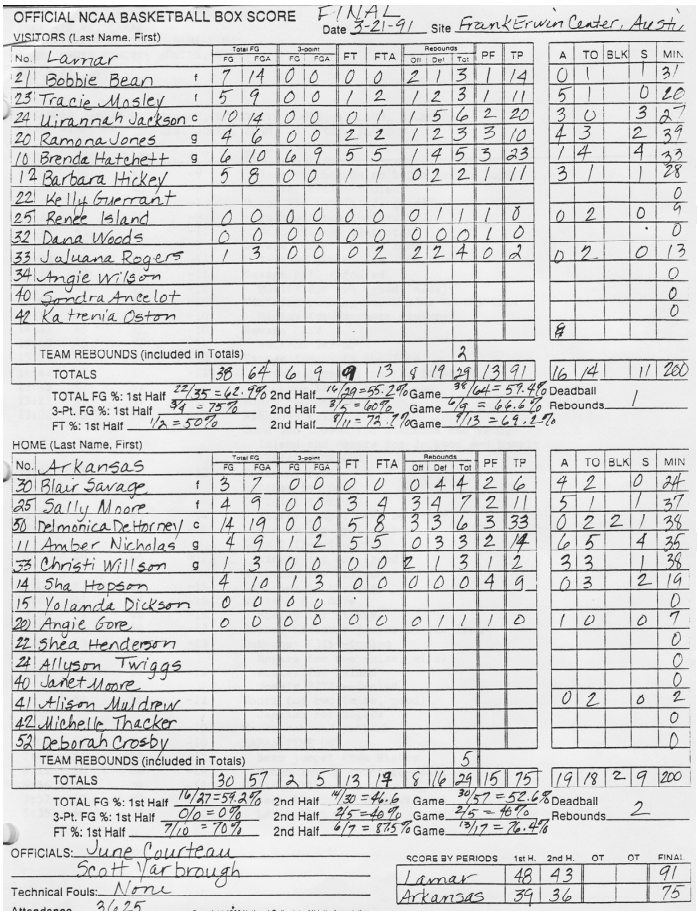

OFFICIAL NCAA BASKETBALL BOX SCORE FINAL
Date 3-21-91 Site Frank Erwin Center, Austin
VISITORS (Last Name, First)

No.	Lamar	FG	FGA	3-point FG	3-point FGA	FT	FTA	Rebounds Off	Def	Tot	PF	TP	A	TO	BLK	S	MIN
21	Bobbie Bean t	7	14	0	0	0	0	2	1	3	1	14	0	1		1	31
23	Tracie Mosley t	5	9	0	0	1	2	1	2	3	1	11	5	1		0	20
24	Wiannah Jackson c	10	14	0	0	0	1	1	5	6	2	20	3	0		3	27
20	Ramona Jones g	4	6	0	0	2	2	1	2	3	3	10	4	3		2	39
10	Brenda Hatchett g	6	10	6	9	5	5	1	4	5	3	23	1	4		4	33
12	Barbara Hickey	5	8	0	0	1	1	0	2	2	1	11	3	1		1	28
22	Kelly Guerrant																0
25	Renee Island	0	0	0	0	0	0	0	1	1	1	0	0	2		0	9
32	Dana Woods	0	0	0	0	0	0	0	0	0	1	0					0
33	Juluana Rogers	1	3	0	0	0	2	2	2	4	0	2	0	2		0	13
34	Angie Wilson																0
40	Sondra Ancelot																0
42	Katrenia Oston																0
	TEAM REBOUNDS (included in Totals)									2							
	TOTALS	38	64	6	9	9	13	8	19	29	13	91	16	14		11	260

TOTAL FG %: 1st Half 22/35 = 62.9% 2nd Half 16/29 = 55.2% Game 38/64 = 59.4% Deadball
3-Pt. FG %: 1st Half 3/4 = 75% 2nd Half 3/5 = 60% Game 6/9 = 66.6% Rebounds 1
FT %: 1st Half 1/2 = 50% 2nd Half 8/11 = 72.7% Game 9/13 = 69.2%

HOME (Last Name, First)

No.	Arkansas	FG	FGA	3-point FG	3-point FGA	FT	FTA	Rebounds Off	Def	Tot	PF	TP	A	TO	BLK	S	MIN
30	Blair Savage t	3	7	0	0	0	0	0	4	4	2	6	4	2		0	24
25	Sally Moore t	4	9	0	0	3	4	3	4	7	2	11	5	1		1	37
50	Delmonica DeHorney c	14	19	0	0	5	8	3	3	6	3	33	0	2	2	1	38
11	Amber Nicholas g	4	9	1	2	5	5	0	3	3	2	14	6	5		4	35
33	Christi Willson g	1	3	0	0	0	0	2	1	3	1	2	3	3		1	38
14	Sha Hopson	4	10	1	3	0	0	0	0	0	4	9	0	3		2	19
15	Yolanda Dickson	0	0	0	0												0
20	Angie Gore	0	0	0	0	0	0	0	1	1	1	0	1	0		0	7
22	Shea Henderson																0
24	Allyson Twiggs																0
40	Janet Moore																0
41	Alison Muldrew												0	2		0	2
42	Michelle Thacker																0
52	Deborah Crosby																0
	TEAM REBOUNDS (included in Totals)									5							
	TOTALS	30	57	2	5	13	17	8	16	29	15	75	19	18	2	9	200

TOTAL FG %: 1st Half 16/27=59.2% 2nd Half 14/30=46.6 Game 30/57=52.6% Deadball
3-Pt. FG %: 1st Half 0/0=0% 2nd Half 2/5=40% Game 2/5=40% Rebounds 2
FT %: 1st Half 7/10=70% 2nd Half 6/7=85.7% Game 13/17=76.4%

OFFICIALS: June Courteau
Scott Yarbrough
Technical Fouls: None
Attendance: 3,425

SCORE BY PERIODS	1st H.	2nd H.	OT	OT	FINAL
Lamar	48	43			91
Arkansas	39	36			75

1991 NCAA TOURNAMENT

March 21, 1991 | Frank Irwin Center
Austin, Texas | Regional

Lamar 91, Arkansas 75

After receiving a first-round bye, Arkansas defeated Northwestern in the second round advancing to the Regional Semifinal against Lamar in Austin, Texas. Three Razorbacks scored in double figures, but it was not enough as Lamar shot almost 60 for the game. Delmonica DeHorney paced Arkansas with 33 points and six boards in the loss.

NCAA TOURNAMENT RECORDS

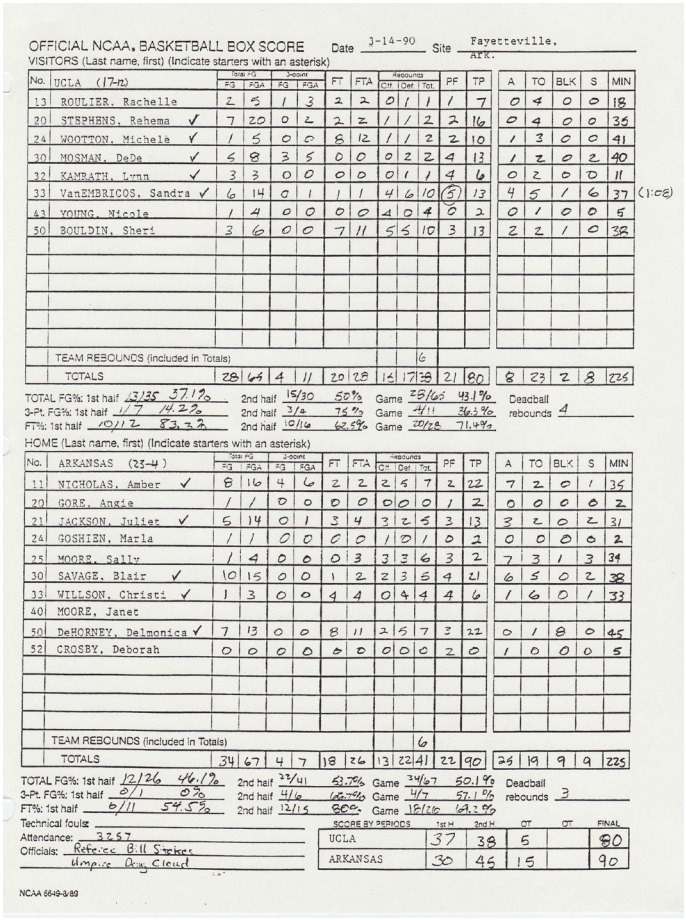

OFFICIAL NCAA BASKETBALL BOX SCORE — Date 3-14-90 — Site Fayetteville, Ark.

VISITORS (Last name, first) (Indicate starters with an asterisk)

No.	UCLA (17-11)	FG	FGA	3FG	3FGA	FT	FTA	Reb Off	Reb Def	Reb Tot.	PF	TP	A	TO	BLK	S	MIN
13	ROULIER, Rachelle	2	5	1	3	2	2	0	1	1	1	7	0	4	0	0	18
20	STEPHENS, Rehema ✓	7	20	0	2	2	2	1	1	2	2	16	0	4	0	0	35
24	WOOTTON, Michele ✓	1	5	0	0	8	12	1	1	2	2	10	1	3	0	0	41
30	MOSMAN, DeDe ✓	5	8	3	5	0	0	0	2	2	4	13	1	2	0	2	40
32	KAMRATH, Lynn ✓	3	3	0	0	0	0	0	1	1	4	6	0	2	0	0	11
33	VanEMBRICOS, Sandra ✓	6	14	0	1	1	1	4	6	10	(5)	13	4	5	1	6	37
42	YOUNG, Nicole	1	4	0	0	0	0	4	0	4	0	2	0	1	0	0	5
50	BOULDIN, Sheri	3	6	0	0	7	11	5	5	10	3	13	2	2	1	0	38
	TEAM REBOUNDS (included in Totals)									6							
	TOTALS	28	65	4	11	20	28	15	17	38	21	80	8	23	2	8	225

(1:08)

TOTAL FG%: 1st half 43/85 37.1% — 2nd half 15/30 50% — Game 58/115 43.1% — Deadball rebounds 4
3-Pt. FG%: 1st half 1/7 14.2% — 2nd half 3/4 75% — Game 4/11 36.4%
FT%: 1st half 10/12 83.3% — 2nd half 10/16 62.5% — Game 20/28 71.4%

HOME (Last name, first) (Indicate starters with an asterisk)

No.	ARKANSAS (23-4)	FG	FGA	3FG	3FGA	FT	FTA	Reb Off	Reb Def	Reb Tot.	PF	TP	A	TO	BLK	S	MIN
11	NICHOLAS, Amber ✓	8	16	4	6	2	2	2	5	7	2	22	7	2	0	1	35
20	GORE, Angie	1	1	0	0	0	0	0	0	0	1	2	0	0	0	0	2
21	JACKSON, Juliet ✓	5	14	0	1	3	4	3	2	5	3	13	3	2	0	2	31
24	GOSHIEN, Marla	1	1	0	0	0	0	1	0	1	0	2	0	0	0	0	2
25	MOORE, Sally	1	4	0	0	0	3	3	3	6	3	2	7	3	1	3	34
30	SAVAGE, Blair ✓	10	15	0	0	1	2	2	3	5	4	21	6	5	0	2	38
33	WILLSON, Christi ✓	1	3	0	0	4	4	0	4	4	4	6	1	6	0	1	33
40	MOORE, Janet																
50	DeHORNEY, Delmonica ✓	7	13	0	0	8	11	2	5	7	3	22	0	1	8	0	45
52	CROSBY, Deborah	0	0	0	0	0	0	0	0	0	2	0	1	0	0	0	5
	TEAM REBOUNDS (included in Totals)									6							
	TOTALS	34	67	4	7	18	26	13	22	41	22	90	26	19	9	9	225

TOTAL FG%: 1st half 12/26 46.1% — 2nd half 23/41 56.1% — Game 34/67 50.1%
3-Pt. FG%: 1st half 0/1 0% — 2nd half 4/6 66.7% — Game 4/7 57.1%
FT%: 1st half 6/11 54.5% — 2nd half 12/15 80% — Game 18/26 69.2%
Deadball rebounds 3

Technical fouls:
Attendance: 3257
Officials: Referee: Bill Sticker, Umpire: Ray Cloud

SCORE BY PERIODS	1st H	2nd H	OT	OT	FINAL
UCLA	37	38	5		80
ARKANSAS	30	45	15		90

NCAA 6649-8/89

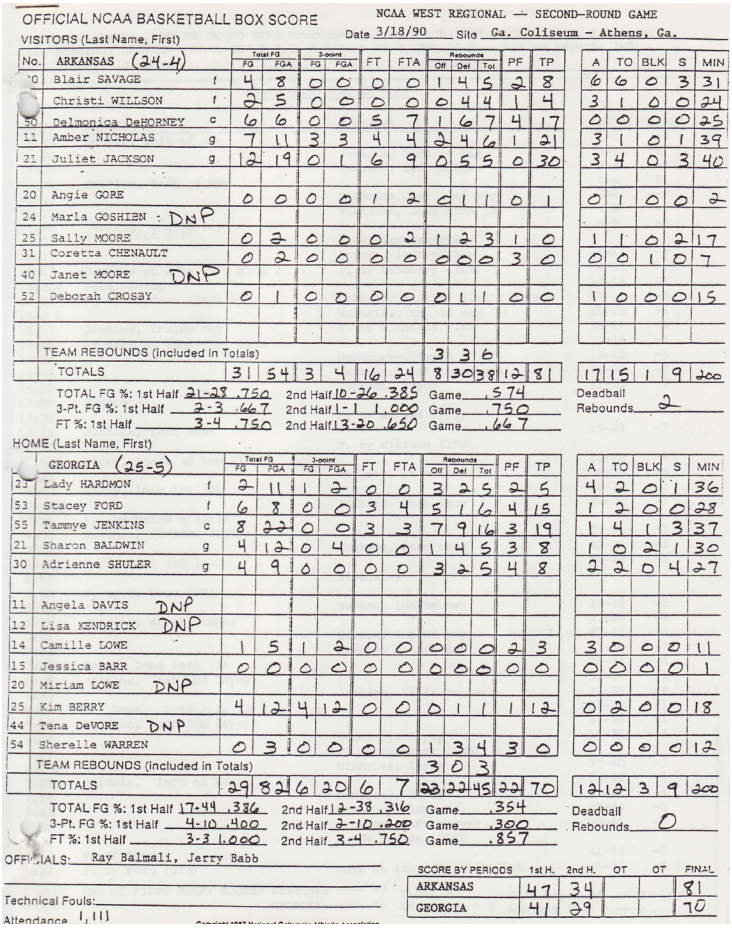

OFFICIAL NCAA BASKETBALL BOX SCORE — NCAA WEST REGIONAL — SECOND-ROUND GAME

VISITORS (Last Name, First) — Date 3/18/90 — Site Ga. Coliseum - Athens, Ga.

No.	ARKANSAS (24-4)		FG	FGA	3FG	3FGA	FT	FTA	Reb Off	Reb Def	Reb Tot	PF	TP	A	TO	BLK	S	MIN
10	Blair SAVAGE	f	4	8	0	0	0	0	1	4	5	2	8	6	6	0	3	31
	Christi WILLSON	f	2	5	0	0	0	0	0	4	4	1	4	3	1	0	0	24
50	Delmonica DeHORNEY	c	6	6	0	0	5	7	1	6	7	4	17	0	0	0	0	25
11	Amber NICHOLAS	g	7	11	3	3	4	4	2	4	6	1	21	3	1	0	1	39
21	Juliet JACKSON	g	12	19	0	1	6	9	0	5	5	0	30	3	4	0	3	40
20	Angie GORE		0	0	0	0	1	2	0	1	1	0	1	0	1	0	0	2
24	Marla GOSHIEN - DNP																	
25	Sally MOORE		0	2	0	0	0	2	1	2	3	1	0	1	1	0	2	17
31	Coretta CHENAULT		0	2	0	0	0	0	0	0	0	3	0	0	0	1	0	7
40	Janet MOORE DNP																	
52	Deborah CROSBY		0	1	0	0	0	0	0	1	1	0	0	1	0	0	0	15
	TEAM REBOUNDS (included in Totals)								3	3	6							
	TOTALS		31	54	3	4	16	24	8	30	38	12	81	17	15	1	9	200

TOTAL FG %: 1st Half 21-28 .750 — 2nd Half 10-26 .385 — Game .574
3-Pt. FG %: 1st Half 2-3 .667 — 2nd Half 1-1 1.000 — Game .750
FT %: 1st Half 3-4 .750 — 2nd Half 13-20 .650 — Game .667
Deadball Rebounds 2

HOME (Last Name, First)

No.	GEORGIA (25-5)		FG	FGA	3FG	3FGA	FT	FTA	Reb Off	Reb Def	Reb Tot	PF	TP	A	TO	BLK	S	MIN
23	Lady HARDMON	f	2	11	1	2	0	0	3	2	5	2	5	4	2	0	1	36
53	Stacey FORD	f	6	8	0	0	3	4	5	1	6	4	15	1	2	0	0	28
55	Tammye JENKINS	c	8	22	0	0	3	3	7	9	16	3	19	1	4	1	3	37
21	Sharon BALDWIN	g	4	12	0	4	0	0	1	4	5	3	8	1	0	2	1	30
30	Adrienne SHULER	g	4	9	0	0	0	0	3	2	5	4	8	2	2	0	4	27
11	Angela DAVIS DNP																	
12	Lisa KENDRICK DNP																	
14	Camille LOWE		1	5	1	2	0	0	0	0	0	2	3	3	0	0	0	11
15	Jessica BARR		0	0	0	0	0	0	0	0	0	0	0	0	0	0	0	1
20	Miriam LOWE DNP																	
25	Kim BERRY		4	12	4	12	0	0	0	1	1	1	12	0	2	0	0	18
44	Tena DeVORE DNP																	
54	Sherelle WARREN		0	3	0	0	0	0	1	3	4	3	0	0	0	0	0	12
	TEAM REBOUNDS (included in Totals)								3	0	3							
	TOTALS		29	82	6	20	6	7	23	22	45	22	70	12	12	3	9	200

TOTAL FG %: 1st Half 17-44 .386 — 2nd Half 12-38 .316 — Game .354
3-Pt. FG %: 1st Half 4-10 .400 — 2nd Half 2-10 .200 — Game .300
FT %: 1st Half 3-3 1.000 — 2nd Half 3-4 .750 — Game .857
Deadball Rebounds 0

OFFICIALS: Ray Balmali, Jerry Babb

Technical Fouls:
Attendance 1,111

SCORE BY PERIODS	1st H.	2nd H.	OT	OT	FINAL
ARKANSAS	47	34			81
GEORGIA	41	29			70

1990 NCAA TOURNAMENT

48 teams

March 14, 1990 | Barnhill Arena
Fayetteville, Ark. | First Round

Arkansas 90, UCLA 80

The Razorbacks earned selection to the field of 48 for the 1990 NCAA Tournament. Amber Nicholas dropped in 22 points and Arkansas got 21 from Blair Savage as the Razorbacks defeated UCLA in the first round of the 1990 NCAA Tournament. Arkansas outshot the Bruins, 50.1 percent–43.1 percent, and outrebounded UCLA, 41–38, in the win.

1990 NCAA TOURNAMENT

48 teams

March 18, 1990 | Stegeman Coliseum
Athens, Ga. | Second Round

Arkansas 81, Georgia 70

After defeating UCLA in the first round, the Razorbacks traveled to Athens, Georgia, taking on a future SEC opponent in the Lady Bulldogs. Arkansas' offense continued to shoot well at a 57.4 percent clip and the Razorbacks outrebounded Georgia, 38–22, to advance. Senior Juliet Jackson had 30 points and Delmonica DeHorney added 17 for the Razorbacks in the win.

NCAA TOURNAMENT RECORDS

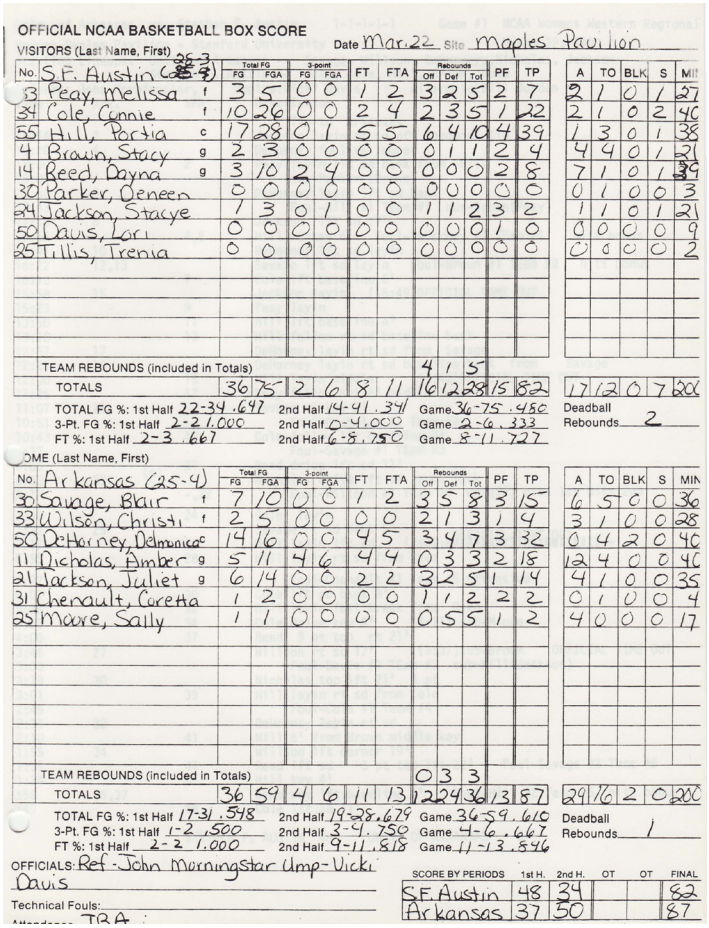

OFFICIAL NCAA BASKETBALL BOX SCORE

VISITORS (Last Name, First) S.F. Austin (25-4) Date Mar. 22 Site Maples Pavilion

No.			Total FG FG	Total FG FGA	3-point FG	3-point FGA	FT	FTA	Rebounds Off	Rebounds Def	Rebounds Tot	PF	TP	A	TO	BLK	S	MIN
13	Peay, Melissa	f	3	5	0	0	1	2	3	2	5	2	7	2	1	0	1	27
34	Cole, Connie	f	10	26	0	0	2	4	2	3	5	1	22	2	1	0	2	40
55	Hill, Portia	c	17	28	0	1	5	5	6	4	10	4	39	1	3	0	1	38
4	Brown, Stacy	g	2	3	0	0	0	0	0	1	1	2	4	4	4	0	1	21
14	Reed, Dayna	g	3	10	2	4	0	0	0	0	0	2	8	7	1	0	1	39
30	Parker, Deneen		0	0	0	0	0	0	0	0	0	0	0	0	1	0	0	3
24	Jackson, Stacye		1	3	0	1	0	0	1	1	2	3	2	1	1	0	1	21
50	Davis, Lori		0	0	0	0	0	0	0	0	0	1	0	0	0	0	0	9
25	Tillis, Trenia		0	0	0	0	0	0	0	0	0	0	0	0	0	0	0	2
	TEAM REBOUNDS (included in Totals)								4	1	5							
	TOTALS		36	75	2	6	8	11	16	12	28	15	82	17	12	0	7	200

TOTAL FG %: 1st Half 22-34 .647 2nd Half 14-41 .341 Game 36-75 .480 Deadball Rebounds 2
3-Pt. FG %: 1st Half 2-2 1.000 2nd Half 0-4 .000 Game 2-6 .333
FT %: 1st Half 2-3 .667 2nd Half 6-8 .750 Game 8-11 .727

HOME (Last Name, First) Arkansas (25-4)

No.			Total FG FG	Total FG FGA	3-point FG	3-point FGA	FT	FTA	Rebounds Off	Rebounds Def	Rebounds Tot	PF	TP	A	TO	BLK	S	MIN
30	Savage, Blair	f	7	10	0	0	1	2	3	5	8	3	15	6	5	0	0	36
33	Wilson, Christi	f	2	5	0	0	0	0	2	1	3	1	4	3	1	0	0	28
50	DeHorney, Delmonica	c	14	16	0	0	4	5	3	4	7	3	32	0	4	2	0	40
11	Nicholas, Amber	g	5	11	4	6	4	4	0	3	3	2	18	12	4	0	0	40
21	Jackson, Juliet	g	6	14	0	0	2	2	3	2	5	1	14	4	1	0	0	35
31	Chenault, Coretta		1	2	0	0	0	0	1	1	2	2	2	0	1	0	0	4
25	Moore, Sally		1	1	0	0	0	0	0	5	5	1	2	4	0	0	0	17
	TEAM REBOUNDS (included in Totals)								0	3	3							
	TOTALS		36	59	4	6	11	13	12	24	36	13	87	29	16	2	0	200

TOTAL FG %: 1st Half 17-31 .548 2nd Half 19-28 .679 Game 36-59 .610 Deadball Rebounds 1
3-Pt. FG %: 1st Half 1-2 .500 2nd Half 3-4 .750 Game 4-6 .667
FT %: 1st Half 2-2 1.000 2nd Half 9-11 .818 Game 11-13 .846

OFFICIALS: Ref - John Morningstar Ump - Vicki Davis
Technical Fouls:

SCORE BY PERIODS	1st H.	2nd H.	OT	OT	FINAL
S.F. Austin	48	34			82
Arkansas	37	50			87

1990 NCAA TOURNAMENT

48 teams

March 22, 1990 | Maples Pavilion

Palo Alto, Calif. | Regional

Arkansas 87, Stephen F. Austin 82

Arkansas traveled to the coast, facing a regional opponent in Stephen F. Austin as tournament action continued. Delmonica DeHorney scored 32 to lead four Razorbacks in double figures in the six–point win over the Ladyjacks. DeHorney was 14–for–16 from the floor and had seven re–bounds. Amber Nicholas dished out 12 assists for Arkansas.

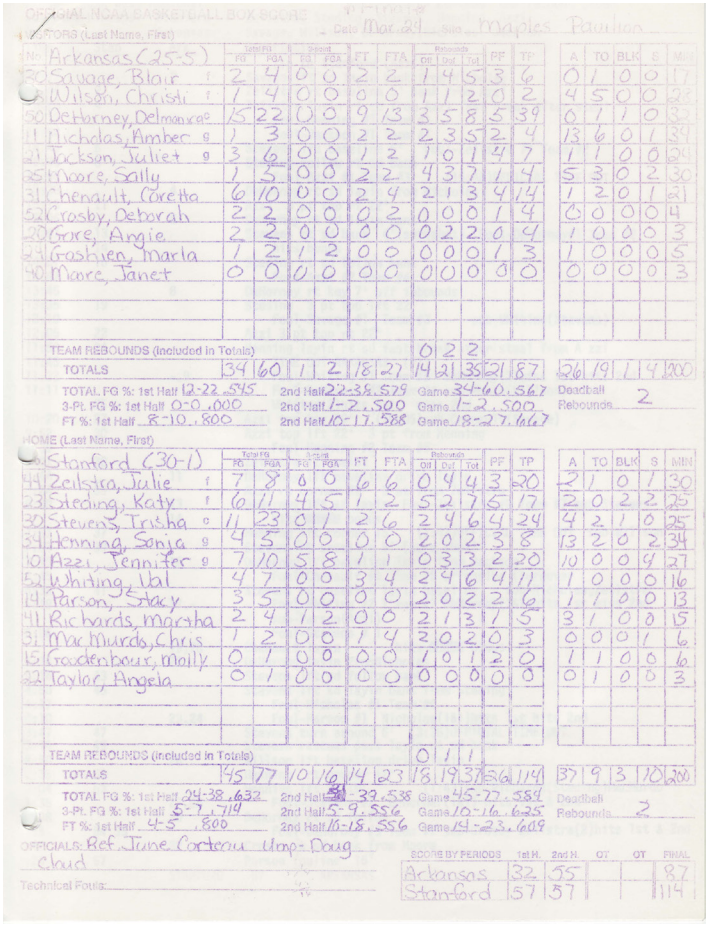

OFFICIAL NCAA BASKETBALL BOX SCORE

VISITORS (Last Name, First) Arkansas (25-5) Date Mar. 24 Site Maples Pavilion

No.			Total FG FG	Total FG FGA	3-point FG	3-point FGA	FT	FTA	Rebounds Off	Rebounds Def	Rebounds Tot	PF	TP	A	TO	BLK	S	MIN
30	Savage, Blair	f	2	4	0	0	2	2	1	4	5	3	6	0	1	0	0	17
33	Wilson, Christi	f	1	4	0	0	0	0	1	1	2	0	2	4	5	0	0	23
50	DeHorney, Delmonica	c	15	22	0	0	9	13	3	5	8	5	39	0	1	1	0	38
11	Nicholas, Amber	g	1	3	0	0	2	2	2	3	5	2	4	13	6	0	1	39
21	Jackson, Juliet	g	3	6	0	0	1	2	1	0	1	4	7	1	1	0	0	24
35	Moore, Sally		1	5	0	0	2	2	4	3	7	1	4	5	3	0	2	30
31	Chenault, Coretta		6	10	0	0	2	4	2	1	3	4	14	1	2	0	1	21
54	Crosby, Deborah		2	2	0	0	0	2	0	0	0	1	4	0	0	0	0	4
20	Gore, Angie		2	2	0	0	0	0	0	2	2	0	4	1	0	0	0	3
23	Grashien, Marla		1	2	1	2	0	0	0	0	0	1	3	1	0	0	0	5
40	Moore, Janet		0	0	0	0	0	0	0	0	0	0	0	0	0	0	0	3
	TEAM REBOUNDS (included in Totals)								0	2	2							
	TOTALS		34	60	1	2	18	27	14	21	35	21	87	26	19	1	4	200

TOTAL FG %: 1st Half 12-22 .545 2nd Half 22-38 .579 Game 34-60 .567 Deadball Rebounds 2
3-Pt. FG %: 1st Half 0-0 .000 2nd Half 1-2 .500 Game 1-2 .500
FT %: 1st Half 8-10 .800 2nd Half 10-17 .588 Game 18-27 .667

HOME (Last Name, First) Stanford (30-1)

No.			Total FG FG	Total FG FGA	3-point FG	3-point FGA	FT	FTA	Rebounds Off	Rebounds Def	Rebounds Tot	PF	TP	A	TO	BLK	S	MIN
44	Zeilstra, Julie	f	7	8	0	0	6	6	0	4	4	3	20	2	1	0	1	30
23	Steding, Katy	f	6	11	4	5	1	2	5	2	7	5	17	2	0	2	2	25
30	Stevens, Trisha	c	11	23	0	1	2	6	2	4	6	4	24	4	2	1	0	25
34	Henning, Sonja	g	4	5	0	0	0	0	2	0	2	3	8	13	2	0	2	34
10	Azzi, Jennifer	g	7	10	5	8	1	1	0	3	3	2	20	10	0	0	4	27
52	Whiting, Val		4	7	0	0	3	4	2	4	6	4	11	1	0	0	0	16
14	Parson, Stacy		3	5	0	0	0	0	2	0	2	2	6	1	1	0	0	13
41	Richards, Marsha		2	4	1	2	0	0	2	1	3	1	5	3	1	0	0	15
31	MacMurdo, Chris		1	2	0	0	1	4	2	0	2	0	3	0	0	0	1	6
15	Gaedenbaur, Molly		0	1	0	0	0	0	1	0	1	2	0	1	1	0	0	6
32	Taylor, Angela		0	1	0	0	0	0	0	0	0	0	0	0	1	0	0	3
	TEAM REBOUNDS (included in Totals)								0	1	1							
	TOTALS		45	77	10	16	14	23	18	19	37	26	114	37	9	3	10	200

TOTAL FG %: 1st Half 24-38 .632 2nd Half 21-39 .538 Game 45-77 .584
3-Pt. FG %: 1st Half 5-7 .714 2nd Half 5-9 .556 Game 10-16 .625
FT %: 1st Half 4-5 .800 2nd Half 10-18 .556 Game 14-23 .609

OFFICIALS: Ref. June Corteau Ump - Doug Chud
Technical Fouls:

SCORE BY PERIODS	1st H.	2nd H.	OT	OT	FINAL
Arkansas	32	55			87
Stanford	57	57			114

1990 NCAA TOURNAMENT

48 teams

March 24, 1990 | Maples Pavilion

Palo Alto, Calif. | Regional Final

#2 Stanford 114, Arkansas 87

Delmonica DeHorney's 39 points was not enough to lift the Razorbacks over Stanford in the Regional Final on the Cardinal's home court. De–Horney's point total stands as Arkansas' NCAA Tournament player point record and was just five points shy of the school record for points in a single game. Amber Nicholas set an Arkansas NCAA Tournament single game record with 13 assists. The 114 points allowed is the most points a Razorback team has ever given up in the NCAA Tournament.

NCAA TOURNAMENT RECORDS

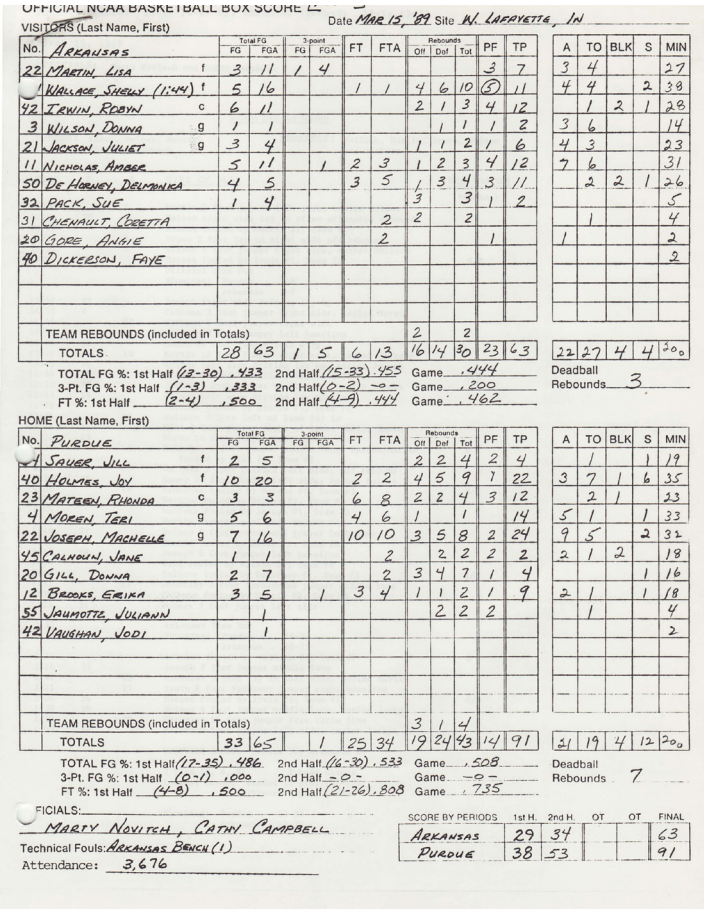

OFFICIAL NCAA BASKETBALL BOX SCORE

VISITORS (Last Name, First) — Date MAR 15, '89 Site W. LAFAYETTE, IN

No.		FG	FGA	3-point FG	3-point FGA	FT	FTA	Reb Off	Reb Def	Reb Tot	PF	TP	A	TO	BLK	S	MIN
	ARKANSAS																
22	MARTIN, LISA	3	11	1	4						3	7	3	4			27
	WALLACE, SHELLY (1:44)	5	16			1	1	4	6	10	(5)	11	4	4		2	38
42	IRWIN, ROBYN c	6	11					2	1	3	4	12		1	2	1	28
3	WILSON, DONNA g	1	1						1	1	1	2	3	6			14
21	JACKSON, JULIET g	3	4					1	1	2	1	6	4	3			23
11	NICHOLAS, AMBER	5	11		1	2	3	1	2	3	4	12	7	6			31
50	DE HORNEY, DELMONICA	4	5			3	5	1	3	4	3	11		2	2	1	26
32	PACK, SUE	1	4					3		3	1	2					5
31	CHENAULT, LORETTA						2	2		2				1			4
20	GORE, ANGIE						2				1		1				2
40	DICKERSON, FAYE																2
	TEAM REBOUNDS (included in Totals)							2		2							
	TOTALS	28	63	1	5	6	13	16	14	30	23	63	22	27	4	4	200

TOTAL FG %: 1st Half (23-30) .433 2nd Half (15-33) .455 Game .444
3-Pt. FG %: 1st Half (1-3) .333 2nd Half (0-2) -0- Game .200
FT %: 1st Half (2-4) .500 2nd Half (4-9) .444 Game .462
Deadball Rebounds 3

HOME (Last Name, First) — PURDUE

No.		FG	FGA	3-point FG	3-point FGA	FT	FTA	Reb Off	Reb Def	Reb Tot	PF	TP	A	TO	BLK	S	MIN
	SAUER, JILL f	2	5					2	2	4	2	4		1		1	19
40	HOLMES, JOY f	10	20			2	2	4	5	9	1	22	3	7	1	6	35
23	MATTEN, RHONDA c	3	3			6	8	2	2	4	3	12		2	1		23
4	MOREN, TERI g	5	6			4	6	1		1		14	5	1		1	33
22	JOSEPH, MACHELLE g	7	16			10	10	3	5	8	2	24	9	5		2	32
45	CALHOUN, JANE	1	1				2		2	2	2	2	2	1	2		18
20	GILL, DONNA	2	7				2	3	4	7	1	4				1	16
12	BROOKS, ERIKA	3	5		1	3	4	1	1	2	1	9	2	1		1	18
55	JAUMOTTE, JULIANN		1						2	2	2			1			4
42	VAUGHAN, JODI		1														2
	TEAM REBOUNDS (included in Totals)							3	1	4							
	TOTALS	33	65		1	25	34	19	24	43	14	91	21	19	4	12	200

TOTAL FG %: 1st Half (17-35) .486 2nd Half (16-30) .533 Game .508
3-Pt. FG %: 1st Half (0-1) .000 2nd Half -0- Game -0-
FT %: 1st Half (4-8) .500 2nd Half (21-26) .808 Game .735
Deadball Rebounds 7

OFFICIALS: MARTY NOVITCH, CATHY CAMPBELL
Technical Fouls: ARKANSAS BENCH (1)
Attendance: 3,676

SCORE BY PERIODS	1st H.	2nd H.	OT	OT	FINAL
ARKANSAS	29	34			63
PURDUE	38	53			91

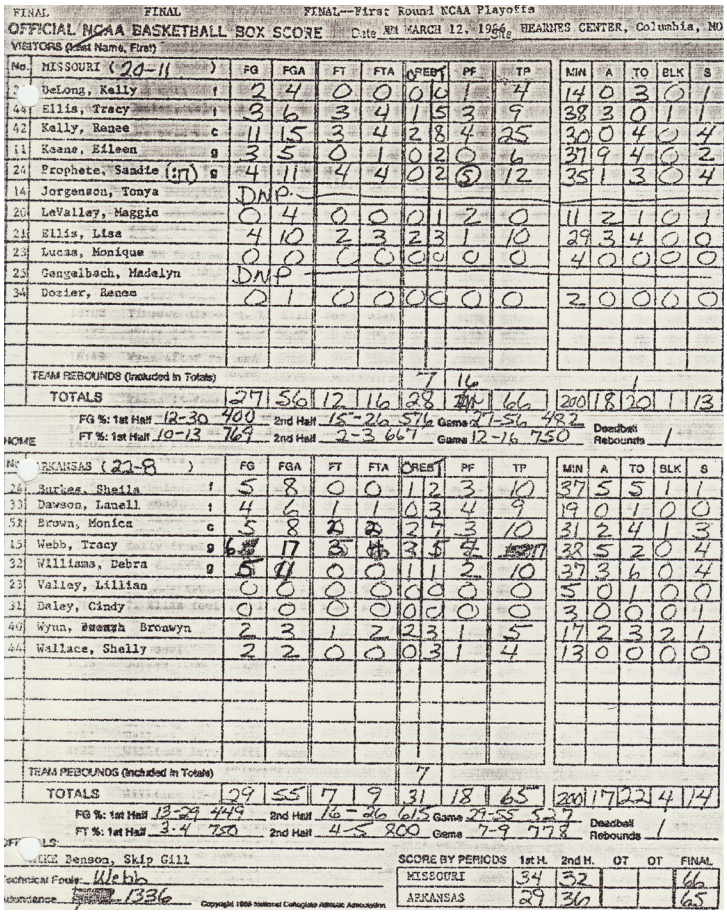

FINAL — FINAL — FINAL—First Round NCAA Playoffs

OFFICIAL NCAA BASKETBALL BOX SCORE — Date MARCH 12, 1986 Site HEARNES CENTER, Columbia, MO

VISITORS (Last Name, First) — MISSOURI (20-11)

No.		FG	FGA	FT	FTA	OREB	PF	TP	MIN	A	TO	BLK	S
	DeLong, Kelly f	2	4	0	0	0	1	4	14	0	3	0	1
44	Ellis, Tracy f	3	6	3	4	1	3	9	38	3	0	1	1
42	Kelly, Renee c	11	15	3	4	2	4	25	30	0	4	0	4
11	Kaane, Eileen g	3	5	0	1	0	0	6	37	9	4	0	2
24	Prophete, Sandie (:11) g	4	11	4	4	0	2	12	35	1	3	0	4
14	Jorgenson, Tonya	DNP											
20	LeValley, Maggie	0	4	0	0	0	2	0	11	2	1	0	1
25	Ellis, Lisa	4	10	2	3	2	1	10	29	3	4	0	0
23	Lucas, Monique	0	0	0	0	0	0	0	4	0	0	0	0
25	Gengelbach, Madelyn	DNP											
34	Dozier, Renee	0	1	0	0	0	0	0	2	0	0	0	0
	TEAM REBOUNDS (included in Totals)					7	1						
	TOTALS	27	56	12	16	28	DNP	66	200	18	20	1	13

FG %: 1st Half 12-30 .400 2nd Half 15-26 .576 Game 27-56 .482
FT %: 1st Half 10-13 .769 2nd Half 2-3 .667 Game 12-16 .750
Deadball Rebounds 1

HOME — ARKANSAS (22-8)

No.		FG	FGA	FT	FTA	OREB	PF	TP	MIN	A	TO	BLK	S
24	Burkes, Sheila f	5	8	0	0	1	2	10	37	5	5	1	1
33	Dawson, Lanell f	4	6	1	1	0	3	9	19	0	1	0	0
52	Brown, Monica c	5	8	2	2	2	4	10	31	2	4	1	3
15	Webb, Tracy g	6	17	3	4	3	5	17	38	5	2	0	4
32	Williams, Debra g	5	11	0	0	1	1	10	37	3	6	0	4
23	Valley, Lillian	0	0	0	0	0	2	0	5	0	1	0	0
21	Daley, Cindy	0	0	0	0	0	0	0	3	0	0	0	1
40	Wynn, Shemah Bronwyn	2	3	1	2	2	3	5	17	2	3	2	1
44	Wallace, Shelly	2	2	0	0	0	3	4	13	0	0	0	0
	TEAM REBOUNDS (included in Totals)					7							
	TOTALS	29	55	7	9	31	18	65	200	17	22	4	14

FG %: 1st Half 13-29 .448 2nd Half 16-26 .615 Game 29-55 .527
FT %: 1st Half 3-4 .750 2nd Half 4-5 .800 Game 7-9 .778
Deadball Rebounds 1

OFFICIALS: [illegible] Benson, Skip Gill
Technical Fouls: Webb
Attendance: [illegible] 1336

SCORE BY PERIODS	1st H.	2nd H.	OT	OT	FINAL
MISSOURI	34	32			66
ARKANSAS	29	36			65

Copyright 1986 National Collegiate Athletic Association

1989 NCAA TOURNAMENT

48 teams

March 15, 1989 | Mackey Arena
West Lafayette, Ind. | First Round

#5 Purdue 91, Arkansas 63

Fifth-ranked Purdue downed the Razorbacks, 91-63, in the first round of the 1989 NCAA Tournament on their home floor in West Lafayette, Indiana. Arkansas had four players in double figures paced by Robyn Irwin and Amber Nicholas with 12 each. Shelley Wallace had a double-double with 11 points and 10 rebounds and Delmonica DeHorney added 11 points for Arkansas in the loss. Purdue was dominate from the free throw line hitting 25-for-34 and shooting 73.5 percent from the stripe.

1986 NCAA TOURNAMENT

48 teams

March 12, 1990 | Hearnes Center
Columbia, Mo. | First Round

Missouri 66, Arkansas 65

Arkansas' first foray into the NCAA Tournament was short-lived and came against a team that would become a conference rival decades later. The Razorbacks had four players in double figures paced by 17 points from Tracy Webb and 10 each from Sheila Burkes, Monica Brown and Debra Williams.

NCAA TOURNAMENT TEAMS

2021-22

Front Row (L–R): Erynn Barnum, Destinee Oberg, Emrie Ellis, Makayla Daniels, Elauna Eaton, Samara Spencer, Amber Ramirez, Head Coach Mike Neighbors, Avery Hughes, Marquesha Davis, Ashlyn Sage, Rylee Langerman, Sasha Goforth, Maryam Dauda, Jersey Wolfenbarger. Back Row (L–R): Alexis Sevillian, Olivia James, Willie Chapple, Strength & Conditioning Coach Tyler Beckman, Sports Dietitian Kristina Parrish, Director of SA Development C'eira Ricketts, Director of Operations Amber Shirey, Assistant Coach Lacey Goldwire, Associate Head Coach Todd Schaefer, Assistant Coach Pauline Love, Special Assistant to the Head Coach Jeff Brazil, Athletic Trainer Simone Rush, Evan Johnston, Sagely Houghland, Sean McCone, Hunter Goad. Not pictured: Saylor Poffenbarger.

2020-21

Front Row (L–R): Director of Operations Amber Shirey, Jailyn Mason, Marquesha Davis, Grayce Spangler, Amber Ramirez, Head Coach Mike Neighbors, Makayla Daniels, Avery Hughes, Chelsea Dungee, Destiny Slocum, Associate Head Coach Todd Schaefer. Second Row (L–R): Assistant Coach Chantel Osahor, Destinee McGhee, Ginger Reece (transferred), Taylah Thomas, Destinee Oberg, Macy Weaver, Erynn Barnum, Rylee Langerman, Elauna Eaton, Assistant Coach Pauline Love. Third Row (L–R): Director of Video & Scouting Jeff Brazil, Athletic Trainer Simone Rush, Strength Coach Dave Richardson, Director of Player Development C'eira Ricketts, Assistant Strength Coach Emily Bates, Graduate Assistant Jordan Dawkins.

2014-15

Front Row (L–R): McKinley Bostad, Kelsey Brooks, Melissa Wolff, Jhasmin Bowen, Head Coach Jimmy Dykes, Calli Berna, McKenzie Adams, Nicole Bolt, Bria Pitts. Second Row (L–R): Graduate Assistant John Clark, Graduate Assistant Betsy Adams, Assistant Coach Christy Smith, Assistant Coach Tari Cummings, Khadijah West, Joey Bailey, Katie Powell, Jessica Jackson, Assistant Coach Simeon Hinsey, Director of Operations Amber Shirey, Video Coordinator Jeff Brazil. Back Row (L–R): manager Lindsay Lawrence, manager Joseph Richardson, manager Maggie Bricker, Assistant Athletic Trainer Natalie Trotter, Assistant Strength Coach Todd Barbour, manager Brandon Kirkpatrick, manager Kendall Ruff, manager Amber Earls.

NCAA TOURNAMENT TEAMS

2011-12

Front Row (L–R): Keira Peak, Dominique Robinson, Joey Bailey, Quistelle Williams, Sarah Watkins, Ashley Daniels, Jamesha Townsend, Jhasmin Bowen, Kelsey Hatcher, Lyndsay Harris. Back Row (L–R): Assistant Video Coordinator Wyatt Hodges, manager Jacob Tolman, manager Amanda Coughlin, manager Kendall Ruff, Athletic Trainer Jeremy Braziel, Strength Coach Todd Barbour, Erin Gatling, C'eira Ricketts, Assistant Coach Greg Collins, Assistant Coach Nicki Collen, Head Coach Tom Collen, Assistant Coach Tari Cummings, Calli Berna, Julie Inman, Video Coordinator Jeff Brazil, Student Assistant Ashlea Williams, Director of Operations Amber Shirey, manager Morgan Myrick, manager Michael Jennings.

2002-03

Front Row (L–R): freshman Sarah Pfeifer, senior Dana Cherry, senior Kela Peterson, senior Lakishia Harper, senior India Lewis, freshman Rochelle Vaughn, freshman Redd Coleman, freshman Kristin Moore. Back Row (L–R): manager Britteny Johnson, manager Allison Singleton, Associate Head Coach Vic Schaefer, Assistant Coach Amber Shirey, sophomore Cara Wright, junior Shameka Christon, junior Katrina Nesby, freshman Ruby Vaden, junior Shanna Harmon, Graduate Assistant Trainer John Parrigon, Assistant Coach Kelly Bond, Administrative Assistant Kelley Waters, Head Coach Gary Blair. Not pictured, Trainer Sean Collins, sophomore Kiesha Beard.

2001-02

Front Row (L–R): senior Joy Oakley, senior Carla Rhodes, junior Lakishia Harper, senior Amy Wright, junior Kela Peterson, junior India Lewis, junior Dana Cherry. Back Row (L–R): student trainer Shane Bjornberg, trainer Sean Collins, manager Allison Singleton, Associate Head Coach Vic Schaefer, Assistant Coach Amber Shirey, sophomore Shanna Harmon, sophomore Shameka Christon, sophomore Katrina Nesby, freshman Kiesha Beard, freshman Cara Wright, Assistant Coach Kelly Bond, Head Coach Gary Blair, Administrative Assistant Kelley Waters, manager Kim Markham, manager M.J. Keeler.

NCAA TOURNAMENT TEAMS

2000-01

Front Row (L–R): junior Joy Oakley, junior Carla Rhodes, senior Wendi Willits, sophomore Lakishia Harper, junior Amy Wright, sophomore India Lewis, sophomore Dana Cherry, senior Lonniya Bragg. Back row (L–R): Assistant Coach Amber Shirey, Student Assistant Trainer Angie Gottsponer, Associate Head Coach Vic Schaefer, manager Malina Qaddoumi, trainer Sean Collins, freshman Sarah Lundberg, senior Celia Anderson, freshman Katrina Nesby, freshman Kiesha Beard, freshman Shameka Christon, freshman Shanna Harmon, Head Coach Gary Blair, Administrative Assistant Mike Neighbors, manager Amira Qaddoumi, Assistant Coach Kelly Bond.



1997-98

Front Row (L–R): junior post Tennille Adams, freshman guard Lonniya Bragg, freshman guard Wendi Willits, junior guard Sytia Messer, junior guard Carrie Satterfield, junior guard Kamara Stancle, senior point guard Christy Smith, senior forward Tiffany Wright, junior post Brandi Whitehead. Back row (L–R): Assistant Coach Vic Schaefer, Assistant Coach Amber Nicholas, trainer Kris Ring, student trainer Sheryl Taylor, manager Malina Qaddoumi, manager David Weaver, freshman post Celia Anderson, junior guard Treva Christensen, sophomore post Karyn Karlin, senior post Karen Jones, manager Jason Clemons, manager Amira Qaddoumi, manager Amy Clement, Assistant Coach Trenia Tillis, Head Coach Gary Blair.

1994-95

Front Row (L–R): senior guard Debbie Olivas, sophomore forward Toya Marshall, freshman point guard Christy Smith, sophomore guard Kimberly Wilson, junior post Kelly Johnson, freshman guard Tiffany Wright, senior guard Allyson Twiggs, sophomore guard Taqueta Roberson, freshman guard Robin Alpe. Back Row (L–R): manager David Weaver, manager Amy Clement, Assistant Coach Kit Kyle, Head Coach Gary Blair, freshman post Karen Jones, senior post Stephanie Bloomer, senior post Rochelle Masengill, sophomore post Carrie Parker, freshman guard Treva Christensen, Assistant Coach Tom Collen, Assistant Coach Amber Nicholas, trainer Ruth DeBro, manager Tom Halbmaier.

NCAA TOURNAMENT TEAMS



1990-91

Front Row (L–R): junior guard Amber Nicholas, freshman guard Allyson Twiggs, junior guard Christi Willson, freshman guard Sha Hopson, sophomore guard Sally Moore, freshman guard Shea Henderson. Second Row (L–R): manager Martha Neal, student coach Jason Jones, Graduate Assistant Gail Striegler, Head Coach John Sutherland, Assistant Coach Tracey Mays Stehlik, Assistant Coach Loy Moore, Trainer Sally Werner–Ferrel, manager Dana Dethrow. Back Row (L–R): sophomore guard Janet Moore, freshman forward Allison Muldrew, freshman post Yolanda Dickson, senior post Deborah Crosby, senior post Delmonica DeHorney, freshman post Michelle Thacker, senior post Angie Gore, sophomore post Blair Savage.

1989-90

Front Row (L–R): senior guard Juliet Jackson, sophomore guard Amber Nicholas, sophomore guard Christi Willson, freshman guard Marla Goshien, freshman guard Sally Moore, sophomore guard Stacey Walls. Back Row (L–R): junior forward Sue Pack, freshman post Blair Savage, junior forward Angie Gore, junior post Delmonica DeHorney, junior post Deborah Crosby, sophomore forward Coretta Chenault, freshman forward Janet Moore.

NCAA TOURNAMENT TEAMS



1988-89

Front Row (L–R): junior guard Juliet Jackson, senior guard Lisa Martin, sophomore guard Sue Pack, senior guard Donna Wilson, freshman guard Coretta Chenault, sophomore guard Christi Willson. Back Row (L–R): senior forward Shelly Wallace, sophomore forward Angie Gore, senior post Robyn Irwin, sophomore center Delmonica DeHorney, sophomore forward Faye Dickerson, freshman guard Michelle Mabry, freshman guard Amber Nicholas.

1985-86

Front Row (L–R): senior guard Debra Williams, sophomore guard Tina Adams, freshman guard Lillian Valley. Second Row (L–R): freshman guard Lanell Dawson, freshman guard Kim Grisham, sophomore forward Cindy Daley, junior guard Tracy Webb. Back Row (L–R): freshman forward Shelly Wallace, freshman forward Stephanie Brinlee, junior center Bronwyn Wynn, junior forward Sheila Burkes, junior forward Monica Brown.

NCAA WBIT RECORDS

The NCAA announced the creation of the Women's Basketball Invitation Tournament in July 2023. The 32-team postseason tournament, which is owned and funded by the NCAA, is held annually and began in 2024. Preliminary round games (first, second and quarterfinal rounds) will be played at campus sites. The WBIT semifinals and finals will be played at Hinkle Fieldhouse on the campus of Butler University in Indianapolis. The top 16 seeds, as determined by the selection committee, will host first round games provided they submit a bid and meet the minimum hosting requirements. With the addition of the WBIT, 100 postseason NCAA-funded opportunities are available for Division I women's basketball teams, equal to that of men's basketball through its two events (the 68-team championship and 32-team National Invitation Tournament). ESPN is the official broadcast partner of the WBIT with ESPN+ covering the preliminary-round games and the semifinals being aired on ESPNU and the championship being broadcast on ESPN2. Arkansas was one a part of the inaugural WBIT, playing on the road at Tulsa in 2024.

INDIVIDUAL GAME

Most Points Scored	22, Maryam Dauda, at Tulsa (3/21/24)
Most Field Goals	9, Maryam Dauda, at Tulsa (3/21/24)
Best Field Goal Percentage	.563 (9-16), Maryam Dauda, at Tulsa (3/21/24)
Most Three-Point Field Goals	2, Karley Johnson & Samara Spencer, at Tulsa (3/21/24)
Best Three-Point Percentage	.667 (2-3), Karley Johnson, at Tulsa (3/21/24)
Most Free Throws Made	4, Samara Spencer, at Tulsa (3/21/24)
Best Free Throw Percentage	.667 (4-6), Samara Spencer, at Tulsa (3/21/24)
Most Rebounds	9, Maryam Dauda, at Tulsa (3/21/24)
Most Assists	4, Samara Spencer, at Tulsa (3/21/24)
Most Steals	1, Maryam Dauda, Jenna Lawrence, Samara Spencer & Emrie Ellis, at Tulsa (3/21/24)
Most Blocked Shots	1, Maryam Dauda, Jenna Lawrence & Samara Spencer, at Tulsa (3/21/24)

TEAM GAME

Most Points Scored	62, at Tulsa (3/21/24)
Least Points Scored	62, at Tulsa (3/21/24)
Most Points Allowed	80, at Tulsa (3/21/24)
Least Points Allowed	80, at Tulsa (3/21/24)
Largest Margin of Victory	N/A
Largest Margin of Defeat	-18, at Tulsa (3/21/24)
Most Field Goals Made	23, at Tulsa (3/21/24)
Most Field Goal Attempts	63, at Tulsa (3/21/24)
Best Field Goal Percentage	.365, at Tulsa (3/21/24)
Worst Field Goal Percentage	.365, at Tulsa (3/21/24)
Best Opponent Field Goal Percentage	.444, Tulsa (3/21/24)
Worst Opponent Field Goal Percentage	.444, Tulsa (3/21/24)
Most Free Throws Made	10, at Tulsa (3/21/24)
Most Free Throw Attempts	17, at Tulsa (3/21/24)
Best Free Throw Percentage	.588, at Tulsa (3/21/24)
Worst Free Throw Percentage	.588, at Tulsa (3/21/24)
Most Three-Point Field Goals	6, at Tulsa (3/21/24)
Most Three-Point Attempts	28, at Tulsa (3/21/24)
Best Three-Point Percentage	.214, at Tulsa (3/21/24)
Worst Three-Point Percentage	.214, at Tulsa (3/21/24)
Best Opponent Three-Point Percentage	.387, at Tulsa (3/21/24)
Worst Opponent Three-Point Percentage	.387, Tulsa (3/21/24)
Most Rebounds	36, at Tulsa (3/21/24)
Fewest Rebounds	36, at Tulsa (3/21/24)
Most Opponent Rebounds	44, Tulsa (3/21/24)
Least Opponent Rebounds	44, Tulsa (3/21/24)
Highest Rebound Margin	-8, at Tulsa (3/21/24)
Lowest Rebound Margin	-8, at Tulsa (3/21/24)
Most Assists	9, at Tulsa (3/21/24)
Most Turnovers	13, at Tulsa (3/21/24)
Least Turnovers	13, at Tulsa (3/21/24)
Most Opponent Turnovers	13, at Tulsa (3/21/24)
Lowest Opponent Turnovers	13, at Tulsa (3/21/24)
Highest Turnover Margin	+0, at Tulsa (3/21/24)
Lowest Turnover Margin	+0, at Tulsa (3/21/24)
Most Steals	4, at Tulsa (3/21/24)
Most Blocked Shots	3, at Tulsa (3/21/24)
Most Fouls	19, at Tulsa (3/21/24)

ALL POSTSEASON TOURNAMENTS

NCAA Tournaments	14 appearances, 14-14
WBIT	1 appearance, 0-1
WNIT	8 appearances, 19-7
NWIT	2 appearances, 5-1
AIAW Tournament	3 appearances, 3-3

By the Round

First Round	18-7
(NCAA: 8-4; WBIT: 0-1; WNIT: 7-0; NWIT: 2-0; AIAW: 1-2)	
Second Round	12-8
(NCAA: 3-6; WNIT: 6-2; NWIT: 2-0; AIAW: 1-0)	
Third Round	8-4
(NCAA: 2-1; WNIT: 4-2; NWIT: 1-1; AIAW: 1-0)	
Fourth Round	2-5
(NCAA: 1-1; WNIT: 1-3; AIAW: 0-1)	
Fifth Round	1-1
(NCAA: 0-1; WNIT: 1-0)	
Consecutive Wins in Opening Game	13
(12 1st & 2nd rounds in 1991)	

POSTSEASON WBIT NOTES

Appearances	1
Most Recent	2024
Record	0-1

WBIT RESULTS

2024

DATE	OPPONENT	RESULT	SITE	ROUND
March 21	Tulsa	80-62	Tulsa, Okla.	First

BY OPPONENT

Tulsa

L	80-62	3/21/05	Tulsa	First

2024 WBIT
0-1, OPENING ROUND

2024 WOMEN'S BASKETBALL INVITATION TOURNAMENT



Front Row (L–R): manager Luke Poppen, manager Gina Brownlee, manager Bailey Smedshammer, Samara Spencer, Loren Lindsey, Maryn Archer, Head Coach Mike Neighbors, Taliah Scott, Carly Keats, Makayla Daniels, manager Claire Halbmaier, manager Logan Burch, manager Hunter Goad. Back Row (L–R): Assistant Coach Pauline Love, Head Athletic Trainer Simone Rush, Director of Basketball Operations Amber Shirey, Associate Head Coach Todd Schaefer, Karley Johnson, Saylor Poffenbarger, Jenna Lawrence, Maryam Dauda, Jersey Wolfenbarger, Emrie Ellis, Cristina Sanchez Cerqueira, Sasha Goforth, Assistant Coach Lacey Goldwire, Director of Student–Athlete Development Jayci Stone, Director of Video/Special Assistant to the Head Coach Evan Johnston, Strength & Conditioning Coach Tyler Beckman, Dietitian Charlotte McIntyre

POSTSEASON WNIT RECORDS

INDIVIDUAL GAME

Most Points Scored ..... 37, Chelsea Dungee vs. Houston, 3/21/19
Most Field Goals ..... 12, Sarah Pfeifer vs. Arkansas State, 3/21/05; Wendi Willits vs. Oklahoma, 3/14/99
Best Field Goal Percentage [10 min.] ..... .692 (9–13), Lonniya Bragg vs. Drake, 3/20/99
[9 min.] ..... 1.000 (9–9), Lonniya Bragg vs. Georgia Tech, 3/21/00
Most Three-Point FGs ..... 7, Wendi Willits vs. Oklahoma, 3/14/99
Best 3 Point Percentage [5 min.] ..... .833 (5–6), Alexis Tolefree vs. UAB, 3/24/19
Most Free Throws Made ..... 15, Chelsea Dungee vs. Houston, 3/21/19
Best Free Throw Percentage [5 min.] ..... 1.000 (7–7), Erynn Barnum at Kansas, 3/26/23
Most Rebounds ..... 14, Sarah Watkins vs. Lamar, 3/17/11
Most Assists ..... 11, Samara Spencer vs. Louisiana Tech, 3/16/23; Amy Wright vs. Northwestern State, 3/12/99
Most Steals ..... 5, Dominique Wilson vs. Tulane, 3/24/13; Chrisstasia Walter at Oral Roberts, 3/23/11
..... & Whitney Jones vs. Oklahoma State, 3/23/09
Most Blocked Shots ..... 5, Kiara Williams vs. Houston, 3/21/19

TEAM GAME

Most Points Scored ..... 100 vs. UAB, 3/24/19
Least Points Scored ..... 48, vs. Tulane (3/24/13)
Most Points Allowed ..... 98, at Arkansas State (3/21/05)
Least Points Allowed ..... 37, vs. SFA (3/20/23)
Largest Margin of Victory ..... +48 (100–52) vs. UAB (3/24/19)
Largest Margin of Defeat ..... –21 (62–83), vs. Florida (3/25/99)
Most Field Goals Made ..... 37 vs. UAB (3/24/19)
Most Field Goal Att. ..... 75, at Arkansas State (3/21/05)
Best Field Goal Percentage ..... .538 (28–52), vs. Georgia Tech (3/21/00)
Worst Field Goal Percentage ..... .286 (16–56), vs. Tulane (3/24/13)
Best Opponent Field Goal Percentage. ..... .567 (34–60), Florida (3/25/00)
Worst Opponent Field Goal Percentage. .220 (11–50), SFA (3/20/23)
Most Free Throws Made ..... 28 vs. Houston (3/21/19)
Most Free Throw Attempts .. 42, vs. Oklahoma (3/14/99)
Best Free Throw Percentage. ...867 (13–15) vs. Louisiana Tech (3/16/23)
Worst Free Throw Percentage. ....538 (14–26), vs. Tulane (3/24/13)
Most Three-Point FGs ..... 15 vs. UAB (3/24/19)
Most Three-Point Attempts ...35 vs. Texas Tech (3/24/23)
Best Three-Point Percentage ..... .500 (15–30) vs. UAB (3/24/19)
..... .500 (13–26), vs. Lamar (3/17/11)
Worst Three-Point Percentage ..... .143 (1–7), vs. UNLV (3/18/05)
Best Opponent Three-Point Percentage ..... .500 (7–14), Florida (3/25/00)
Worst Opponent Three-Point Percentage. ..... .077 (1–3), Louisiana Tech (3/16/23)
Most Rebounds ..... 59, vs. Lamar (3/17/11)
Fewest Rebounds ..... 29, vs. Florida (3/25/00) & vs. GTU (3/21/00)
Most Opponent Rebounds .....
46, Louisiana Tech (3/16/23), Missouri (3/18/00) & Wisconsin (3/23/99)
Least Opponent Rebounds ..... 22, ORU (3/23/11)
Highest Rebound Margin..... +23, Lamar (3/17/11)
Lowest Rebound Margin ... –15, vs. Wisconsin (3/23/99)
Most Assists ..... 23, Lamar (3/17/11)
Most Turnovers ..... 24, vs. Georgia Tech (3/21/00)
Least Turnovers ..... 7 vs. Louisiana Tech (3/16/23)
Most Opponent Turnovers ..... 32, Drake (3/20/99)
Lowest Opponent Turnovers ..... 5, Kansas (3/26/23)
Highest Turnover Margin .....+16, vs. Drake (3/20/99)
Lowest Turnover Margin ...–1, vs. Lamar (3/17/11) & vs. Georgia Tech (3/21/00)
Most Steals ..... 16, vs. Oklahoma State (3/23/09)
Most Blocked Shots ..... 9, Lamar (3/17/11)
Most Fouls ..... 32, at Arkansas State (3/21/05)

WNIT ALL-TOURNAMENT TEAM

1996 ..... Kim Wilson
1999 ..... Sytia Messer
2000 ..... Lonniya Bragg

BY OPPONENT

Arkansas State				
L	84–98	3/21/2005	Jonesboro	Second
Drake				
W	80–56	3/20/1999	Fayetteville	Semifinals
Florida				
L	62–83	3/25/2000	Fayetteville	Semifinals
Georgia Tech				
W	78–67	3/21/2000	Fayetteville	Quarterfinals
Houston				
W	88–80 (OT)	3/21/2019	Fayetteville	First
Illinois State				
L	49–60	3/27/2011	Bloomington	Quarterfinals
Louisiana Tech				
W	69–47	3/16/2023	Fayetteville	First
Kansas				
L	59–75	3/26/2009	Lawrence	Third
L	78–64	3/26/2023	Lawrence	Great 8
Lamar				
W	91–65	3/17/2011	Fayetteville	First
Memphis				
W	67–57	3/21/2013	Fayetteville	First
Missouri				
W	89–88	3/18/2000	Fayetteville	Second
Missouri State				
W	65–64	3/20/2011	Springfield	Second
Northwestern State				
W	78–60	3/12/1999	Fayetteville	First
Oklahoma				
W	97–93	3/14/1999	Fayetteville	Second
Oklahoma State				
W	61–60 (OT)	3/23/2009	Fayetteville	Second
Oral Roberts				
W	78–59	3/23/2011	Tulsa	Third
Rice				
W	76–70	3/18/1999	Fayetteville	Quarterfinals
SFA				
W	60–37	3/20/2023	Fayetteville	Second
TCU				
L	82–78	3/28/2019	Fayetteville	Third
Texas Tech				
W	71–66	3/24/2023	Fayetteville	Super 16
Tulane				
L	60–48	3/24/2013	Fayetteville	Second
UAB				
W	10–52	3/24/2019	Fayetteville	Second
UNLV				
W	61–48	3/19/2005	Fayetteville	First
Wichita State				
W	83–63	3/15/2000	Fayetteville	First
Wisconsin				
W	67–64	3/23/1999	Fayetteville	Final

WNIT RESULTS

2023

DATE	OPPONENT	RESULT	SITE	ROUND
March 16	Louisiana Tech	69–47	Fayetteville, Ark.	First
March 20	SFA	60–37	Fayetteville, Ark.	Second
March 24	Texas Tech	71–66	Fayetteville, Ark.	Super 16
March 26	Kansas	78–64	Lawrence, Kan.	Great 8

2019

DATE	OPPONENT	RESULT	SITE	ROUND
March 21	Houston	88–80 (OT)	Fayetteville, Ark.	First
March 24	UAB	100–52	Fayetteville, Ark.	Second
March 28	TCU	78–82	Fayetteville, Ark.	Third

2013

DATE	OPPONENT	RESULT	SITE	ROUND
March 21	Memphis	67–57	Fayetteville, Ark.	First
March 24	Tulane	48–60	Fayetteville, Ark.	Second

2011 (EXPANDED TO 64 TEAMS IN 2010)

DATE	OPPONENT	RESULT	SITE	ROUND
March 17	Lamar	91–65	Fayetteville, Ark.	First
March 20	Missouri State	65–64	Springfield, Mo.	Second
March 23	Oral Roberts	78–59	Tulsa, Okla.	Third
March 27	Illinois State	49–60	Normal, Ill.	Quarters

2009

DATE	OPPONENT	RESULT	SITE	ROUND
March 23	Oklahoma State	61–60 (OT)	Fayetteville, Ark.	Second*
March 26	Kansas	59–75	Lawrence, Kan.	Third

*Arkansas had a bye in the first round

2005

DATE	OPPONENT	RESULT	SITE	ROUND
March 18	UNLV	61–48	Fayetteville, Ark.	First
March 21	Arkansas State	84–98	Jonesboro, Ark.	Second

2000

DATE	OPPONENT	RESULT	SITE	ROUND
March 15	Wichita State	83–63	Fayetteville, Ark.	First
March 18	Missouri	89–88 (OT)	Fayetteville, Ark.	Second
March 21	Georgia Tech	78–67	Fayetteville, Ark.	Quarters
March 25	Florida	62–83	Fayetteville, Ark.	Semis

1999 -- WNIT CHAMPION

DATE	OPPONENT	RESULT	SITE	ROUND
March 12	Northwestern State	78–60	Fayetteville, Ark.	First
March 14	Oklahoma	97–93 (OT)	Fayetteville, Ark.	Second
March 17	Rice	76–70	Fayetteville, Ark.	Quarters
March 20	Drake	80–56	Fayetteville, Ark.	Semis
March 23	Wisconsin	67–64	Fayetteville, Ark.	Finals

NWIT

All games played at the Amarillo Civic Center, Amarillo, Texas

1996

DATE	OPPONENT	RESULT	SITE	ROUND
March 21	Princeton	83–51	Amarillo, Texas	First
March 22	Arizona	80–77	Amarillo, Texas	Semifinals
March 23	LSU	63–91	Amarillo, Texas	Third Place

1987 -- NWIT CHAMPION

DATE	OPPONENT	RESULT	SITE	ROUND
March 19	Montana	82–74	Amarillo, Texas	First
March 20	Providence	101–91	Amarillo, Texas	Semifinals
March 21	California	112–80	Amarillo, Texas	Championship

AIAW

1982 -- AIAW SWEET 16

DATE	OPPONENT	RESULT	SITE	ROUND
March 11	Oklahoma City	78–67	Lubbock, Texas	SW Regional
March 12	Wayland Baptist	57–61	Lubbock, Texas	SW Regional
March 13	New Orleans	76–74	Lubbock, Texas	SW Regional
March 21	California	62–66	Berkeley, Calif.	Western Sectional

1981

DATE	OPPONENT	RESULT	SITE	ROUND
March 14	Oral Roberts	57–59	Tulsa, Okla.	SW Regional

1980

DATE	OPPONENT	RESULT	SITE	ROUND
March 6	Texas Tech	46–74	Baton Rouge, La.	SW Regional

POSTSEASON WNIT INDIVIDUAL RECORDS

POINTS (min. 17)

37	Chelsea Dungee	Houston	3/21/19
35	Wendi Willits	Oklahoma	3/14/99
27	Samara Spencer	SFA	3/20/23
26	Chrisstasia Walter	Oral Roberts	3/23/11
26	Sarah Pfeifer	Arkansas State	3/21/05
25	Sarah Watkins	Lamar	3/17/11
25	Wendi Willits	Missouri	3/18/00
22	Chelsea Dungee	TCU	3/28/19
22	Whitney Jones	Oklahoma State	3/23/09
22	Lonniya Bragg	NW State	3/12/99
21	Makayla Daniels	Kansas	3/26/23
21	Makayla Daniels	Texas Tech	3/24/23
21	C'eira Ricketts	Missouri State	3/20/11
20	C'eira Ricketts	Lamar	3/17/11
20	Wendi Willits	Wichita State	3/15/00
18	Malica Monk	TCU	3/28/19
18	Lonniya Bragg	Georgia Tech	3/21/00
18	Lonniya Bragg	Rice	3/17/99
17	Chrissy Carr	Texas Tech	3/24/23
17	Chrissy Carr	Louisiana Tech	3/16/23
17	Jailyn Mason	TCU	3/28/19
17	Alexis Tolefree	UAB	3/24/19

FIELD GOALS (min. 8)

12	Sarah Pfeifer	Arkansas State	3/21/05
12	Wendi Willits	Oklahoma	3/14/99
10	Chelsea Dungee	Houston	3/21/19
10	Sarah Watkins	Lamar	3/17/11
9	Chrisstasia Walter	Oral Roberts	3/23/11
9	Lonniya Bragg	Georgia Tech	3/21/00
8	Makayla Daniels	Kansas	3/26/23
8	Malica Monk	TCU	3/28/19
8	C'eira Ricketts	Lamar	3/17/11
8	Lakisha Harper	Wichita State	3/15/00

FIELD GOAL ATTEMPTS (min. 17)

22	C'eira Ricketts	Missouri State	3/20/11
22	Wendi Willits	Oklahoma	3/14/99
21	Sarah Watkins	Lamar	3/17/11
19	Chelsea Dungee	Houston	3/21/19
19	C'eira Ricketts	Oklahoma State	3/23/09
18	Samara Spencer	SFA	3/20/23
18	Chrisstasia Walter	Oral Roberts	3/23/11
18	Sarah Pfeifer	Arkansas State	3/21/05
17	Chelsea Dungee	TCU	3/28/19
17	C'eira Ricketts	Kansas	3/26/09
17	Sarah Pfeifer	UNLV	3/19/05

FREE THROWS MADE (min. 6)

15	Chelsea Dungee	Houston	3/21/19
9	Samara Spencer	SFA	3/20/23
8	Makayla Daniels	Texas Tech	3/24/23
8	Whitney Jones	Oklahoma State	3/23/09
8	Wendi Willits	Missouri	3/18/00
8	Wendi Willits	Wichita State	3/15/00
8	Sytia Messer	Oklahoma	3/14/99
7	Erynn Barnum	Kansas	3/26/23
7	Jhasmin Bowen	Tulane	3/24/13
6	Sarah Watkins	Illinois State	3/27/11
6	Lonniya Bragg	Rice	3/17/99

FREE THROWS ATTEMPTED (min. 8)

17	Chelsea Dungee	Houston	3/21/19
10	Makayla Daniels	Texas Tech	3/24/23
11	Samara Spencer	SFA	3/20/23
10	Jhasmin Bowen	Tulane	3/24/13
10	Sytia Messer	Oklahoma	3/14/99
9	Sarah Watkins	Illinois State	3/27/11
9	Whitney Jones	Oklahoma State	3/23/09
9	Wendi Willits	Missouri	3/18/00
8	Keira Peak	Tulane	3/24/13
8	Cali Berna	Memphis	3/21/13
8	C'eira Ricketts	Lamar	3/17/11
8	Whitney Jones	Kansas	3/26/09
8	Adrienne Bush	Arkansas State	3/21/05
8	Karyn Karlin	Missouri	3/18/00
8	Wendi Willits	Wichita State	3/15/00
8	Wendi Willits	Wisconsin	3/23/99
8	Amy Wright	Rice	3/17/99

FREE THROW PERCENTAGE (min. 5 made)

1.000	Erynn Barnum (7–7)	Kansas	3/26/23
1.000	Wendi Willits (8–8)	Wichita State	3/15/00
.889	Whitney Jones (8–9)	Oklahoma State	3/23/09
.889	Wendi Willits (8–9)	Missouri	3/18/00
.882	Chelsea Dungee (15–17)	Houston	3/21/19
.875	Adrienne Bush (7–8)	Arkansas State	3/21/05
.857	Alexis Tolefree (6–7)	Houston	3/21/19
.857	Brandi Whitehead (6–7)	Georgia Tech	3/21/00
.857	Lonniya Bragg (6–7)	Rice	3/17/99
.833	Chrissy Carr (5–6)	Louisiana Tech	3/16/23
.833	Chelsea Dungee (5–6)	TCU	3/28/19
.833	Chelsea Dungee (5–6)	UAB	3/24/19
.833	Sarah Watkins (5–6)	Oral Roberts	3/23/11
.833	Amy Wright (5–6)	Georgia Tech	3/21/00

THREE POINTERS MADE (min. 3)

7	Wendi Willits	Oklahoma	3/14/99
5	Alexis Tolefree	UAB	3/24/19
5	Chrisstasia Walter	Oral Roberts	3/23/11
4	Makayla Daniels	Kansas	3/26/23
4	Chrissy Carr	Texas Tech	3/24/23
4	Samara Spencer	SFA	3/20/23
4	Chrissy Carr	Louisiana Tech	3/16/23
4	Jailyn Mason	TCU	3/28/19
4	India Lewis	Wichita State	3/15/00
3	Makayla Daniels	Texas Tech	3/24/23
3	Chelsea Dungee	TCU	3/28/19
3	Jailyn Mason	UAB	3/24/19
3	Dominique Wilson	Memphis	3/21/13
3	Quistelle Williams	Lamar	3/17/11
3	Ayana Brereton	Oklahoma State	3/23/09
3	India Lewis	Georgia Tech	3/21/00
3	Wendi Willits	Missouri	3/18/00
3	India Lewis	Missouri	3/18/00
3	Wendi Willits	Rice	3/17/99

THREE POINTERS ATTEMPTED (min. 8)

16	Wendi Willits	Oklahoma	3/14/99
13	Chrissy Carr	Louisiana Tech	3/16/23
13	Chrisstasia Walter	Oral Roberts	3/23/11
10	Chrissy Carr	Texas Tech	3/24/23
9	Chrisstasia Walter	Illinois State	3/27/11
8	Makayla Daniels	Kansas	3/26/23
8	Saylor Poffenbarger	Texas Tech	3/24/23
8	Samara Spencer	SFA	3/20/23
8	Chrisstasia Walter	Lamar	3/17/11
8	Sarah Watkins	Lamar	3/17/11
8	Lyndsay Harris	Oklahoma State	3/23/09
8	India Lewis	Florida	3/25/00

REBOUNDS (min. 10)

14	Sarah Watkins	Lamar	3/17/11
13	Ashley Daniels	Lamar	3/17/11
13	Kamara Stancle	Wisconsin	3/23/99
12	Sarah Pfeifer	Arkansas State	3/21/05
11	Saylor Poffenbarger	Louisiana Tech	3/16/23
11	Quistelle Williams	Memphis	3/21/13
10	Erynn Barnum	Texas Tech	3/24/23
10	Rylee Langerman	SFA	3/20/23
10	Sarah Watkins	Tulane	3/24/13
10	Lonniya Bragg	Oklahoma	3/14/99

ASSISTS (min. 5)

11	Samara Spencer	Louisiana Tech	3/16/23
11	Amy Wright	Northwestern State	3/12/99
10	Amy Wright	Wichita State	3/15/00
7	C'eira Ricketts	Oral Roberts	3/23/11
7	C'eira Ricketts	Lamar	3/17/11
7	Kristin Peoples	UNLV	3/19/05
7	Amy Wright	Florida	3/25/00
7	Amy Wright	Oklahoma	3/14/99
6	Cali Berna	Memphis	3/21/13
5	Yashira Delgado	Lamar	3/17/11
5	India Lewis	Florida	3/25/00
5	Amy Wright	Wisconsin	3/23/99

STEALS (min. 4)

5	Dominque Wilson	Tulane	3/24/13
5	Chrisstasia Walter	Oral Roberts	3/23/11
4	Jailyn Mason	Houston	3/21/19
4	Yashira Delgado	Illinois State	3/27/11
4	Lyndsay Harris	Oklahoma State	3/23/09
4	Whitney Jones	Oklahoma State	3/23/09
4	C'eira Ricketts	Oklahoma State	3/23/09
4	Lakishia Harper	Missouri	3/18/00
4	Amy Wright	Wichita State	3/15/00
4	Amy Wright	Northwestern State	3/12/99

BLOCKED SHOTS (min. 2)

5	Kiara Williams	Houston	3/21/19
5	Whitney Jones	Oklahoma State	3/23/09
4	Sarah Watkins	Lamar	3/17/11
3	Jersey Wolfenbarger	SFA	3/20/23
3	Lakishia Harper	Missouri	3/18/00
2	Jersey Wolfenbarger	Texas Tech	3/24/23
2	Makayla Daniels	SFA	3/20/23
2	Kiara Williams	TCU	3/28/19
2	Quistelle Williams	Lamar	3/17/11
2	Ayana Brereton	Kansas	3/26/09
2	Sarah Pfeifer	Arkansas State	3/21/05
2	Wendi Willits	Georgia Tech	3/21/00
2	Wendi Willits	Missouri	3/18/00

POSTSEASON WNIT TEAM RECORDS

POINTS SCORED

100	UAB	3/24/19
97	Oklahoma	3/14/99
91	Lamar	3/17/11
89	Missouri	3/18/00
88	Houston	3/21/19
84	Arkansas State	3/21/05
83	Wichita State	3/15/00
78	TCU	3/28/19
78	Oral Roberts	3/23/11
78	Georgia Tech	3/21/00
78	NW State	3/12/99
76	Rice	3/17/99
69	Louisiana Tech	3/16/23
67	Memphis	3/21/13
67	Wisconsin	3/23/99
65	Missouri State	3/20/11
64	Kansas	3/26/23
62	Florida	3/25/00
61	Oklahoma State	3/23/09
61	UNLV	3/19/05

FIELD GOALS

37	UAB	3/24/19
35	Lamar	3/17/11
34	NW State	3/12/99
33	Oklahoma	3/14/99
32	Arkansas State	3/21/05
32	Wichita State	3/15/00
31	Missouri	3/18/00
30	Oral Roberts	3/23/11
29	TCU	3/28/19
28	Houston	3/21/19
28	Georgia Tech	3/21/00
27	Rice	3/17/99
25	Wisconsin	3/23/99
24	Louisiana Tech	3/16/23
23	Missouri State	3/20/11
23	UNLV	3/19/05
23	Florida	3/25/00
22	Kansas	3/26/23
22	Memphis	3/21/13
22	Oklahoma State	3/23/09

FIELD GOALS ATTEMPTED

75	Arkansas State	3/21/05
74	Lamar	3/17/11
73	Oklahoma State	3/23/09
72	UAB	3/24/19
71	Oklahoma	3/14/99
71	Northwestern State	3/12/99
69	Missouri State	3/20/11
68	Missouri	3/18/00
65	TCU	3/28/19
64	Illinois State	3/27/11
63	Houston	3/21/19
62	Louisiana Tech	3/16/23
61	Kansas	3/26/09
61	Wisconsin	3/23/99
60	Kansas	3/26/23
58	Memphis	3/21/13
58	Oral Roberts	3/23/11
57	UNLV	3/19/05
57	Wichita State	3/15/00
56	SFA	3/20/23
56	Tulane	3/24/13
56	Florida	3/25/00

FREE THROWS MADE

28	Houston	3/21/19
23	Oklahoma	3/14/99
20	Texas Tech	3/24/23
20	Missouri	3/18/00
18	Georgia Tech	3/21/00
18	Rice	3/17/99
16	SFA	3/20/23
16	Memphis	3/21/13
15	Kansas	3/26/09
15	Arkansas State	3/21/05
14	Tulane	3/24/13
14	Missouri State	3/20/11
14	UNLV	3/19/05
13	Kansas	3/26/23
13	Louisiana Tech	3/16/23
13	Oral Roberts	3/23/11
13	Lamar	3/17/11
13	Florida	3/25/00
13	Wichita State	3/15/00
13	Wisconsin	3/23/99

FREE THROWS ATTEMPTED

42	Oklahoma	3/14/99
34	Houston	3/21/19
32	Texas Tech	3/24/23
32	Missouri	3/18/00
27	SFA	3/20/23
26	Tulane	3/24/13
26	Lamar	3/17/11
24	Arkansas State	3/21/05
24	Rice	3/17/99
23	Georgia Tech	3/21/00
22	Memphis	3/21/13
22	UNLV	3/19/05
21	Missouri State	3/20/11
21	Kansas	3/26/09
19	Illinois State	3/27/11
19	Florida	3/25/00
19	Wichita State	3/15/00
19	Wisconsin	3/23/99
18	Oral Roberts	3/23/11
17	Oklahoma State	3/23/09
17	NW State	3/12/99

THREE POINTERS MADE

15	UAB	3/24/19
11	Texas Tech	3/24/23
10	TCU	3/28/19
8	SFA	3/20/23
8	Louisiana Tech	3/16/23
8	Lamar	3/17/11
8	Oklahoma	3/14/99
7	Kansas	3/26/23
7	Memphis	3/21/13
7	UNLV	3/19/05
7	Missouri	3/18/00
6	Wichita State	3/15/00
5	Oral Roberts	3/23/11
5	Missouri State	3/20/11
5	Oklahoma State	3/23/09
5	Arkansas State	3/21/05
4	Houston	3/21/19
4	Illinois State	3/27/11
4	Kansas	3/26/09
4	Georgia Tech	3/21/00
4	Wisconsin	3/23/99
4	Rice	3/17/99

THREE-POINTERS ATTEMPTED

35	Texas Tech	3/24/23
30	UAB	3/24/19
28	Louisiana Tech	3/16/23
28	Lamar	3/17/11
26	Oklahoma State	3/23/09
24	SFA	3/20/23
23	Kansas	3/26/23
21	TCU	3/28/19
21	Illinois State	3/27/11
21	Oklahoma	3/14/99
20	Houston	3/21/19
19	Missouri State	3/20/11
19	Arkansas State	3/21/05
17	Memphis	3/21/13
16	Oral Roberts	3/23/11
16	Missouri	3/18/00
15	Florida	3/25/00
15	NW State	3/12/99
14	UNLV	3/19/05
14	Georgia Tech	3/21/00
14	Wichita State	3/15/00

REBOUNDS

59	Lamar	3/17/11
52	UAB	3/24/19
48	Missouri State	3/20/11
46	SFA	3/20/23
44	Memphis	3/21/13
44	Arkansas State	3/21/05
43	Oklahoma State	3/23/09
42	Louisiana Tech	3/16/23
41	NW State	3/12/99
40	UNLV	3/19/05
39	Kansas	3/26/23
39	Texas Tech	3/24/23
39	Houston	3/21/19
36	Illinois State	3/27/11
36	Oral Roberts	3/23/11
35	Missouri	3/18/00
35	Wichita State	3/15/00
35	Oklahoma	3/14/99
34	Tulane	3/24/13
33	Kansas	3/26/09

ASSISTS

23	Lamar	3/17/11
21	NW State	3/12/99
20	Louisiana Tech	3/16/23
19	Wichita State	3/15/00
17	Wisconsin	3/23/99
17	Oklahoma	3/14/99
16	UAB	3/24/19
16	UNLV	3/19/05
16	Florida	3/25/00
16	Missouri	3/18/00
15	Texas Tech	3/24/23
15	TCU	3/28/19
15	Georgia Tech	3/21/00
13	SFA	3/20/23
13	Oklahoma State	3/23/09
12	Memphis	3/21/13
12	Oral Roberts	3/23/11
12	Wisconsin	3/23/99
11	Arkansas State	3/21/05
10	Tulane	3/24/13
10	Illinois State	3/27/11
10	Missouri State	3/20/11
10	Rice	3/17/99

STEALS

16	Oklahoma State	3/23/09
13	Tulane	3/24/13
13	Missouri	3/18/00
12	Wichita State	3/15/00
12	NW State	3/12/99
11	Houston	3/21/19
11	Illinois State	3/27/11
11	Oral Roberts	3/23/11
10	SFA	3/20/23
9	TCU	3/28/19
9	Arkansas State	3/21/04
9	Georgia Tech	3/21/00
8	Kansas	3/26/09
8	UNLV	3/19/05
8	Wisconsin	3/23/99
7	Texas Tech	3/24/23
7	Missouri State	3/20/11
6	Florida	3/25/00
5	Memphis	3/21/13
5	Rice	3/17/99

BLOCKED SHOTS

9	Lamar	3/17/11
7	Louisiana Tech	3/16/23
6	SFA	3/20/23
6	Houston	3/21/19
6	Oklahoma State	3/23/09
6	Missouri	3/18/00
5	TCU	3/28/19
5	NW State	3/12/99
4	Memphis	3/21/13
4	Kansas	3/26/09
4	Arkansas State	3/21/05
3	UAB	3/24/19
3	Illinois State	3/27/11
3	Missouri State	3/20/11
3	Florida	3/25/00
2	Kansas	3/26/23
2	Texas Tech	3/24/23
2	Tulane	3/24/13
2	UNLV	3/19/05
2	Georgia Tech	3/21/00
2	Wichita State	3/15/00
2	Wisconsin	3/23/99
2	Drake	3/20/99
2	Oklahoma	3/14/99

POSTSEASON WNIT NOTES

Appearances	8
Most Recent	2023
Record	19-7

OVERTIME GAMES

March 21, 2019
Houston W, 88-80 Fayetteville First Round

March 23, 2009
Okla. State W, 61-60 Fayetteville Second Round

March 18, 2000
Missouri W, 89-88 Fayetteville Second Round

March 14, 1999
Oklahoma W, 97-93 Fayetteville Second Round

POSTSEASON WNIT RECORDS

2023 WNIT
3-1, GREAT 8

2023 Postseason WNIT

2023 WNIT
vs. Louisiana Tech (First Round)
March 16, 2023
Bud Walton Arena | Fayetteville, Arkansas

Official Basketball Box Score - Final
Louisiana Tech at Arkansas
03/16/23 Bud Walton Arena, Fayetteville
2022-23 Women's Basketball

Game Time: 7:00 PM
Game Duration: 1:43
Attendance: 1,460
Officials: Eric Baker, Scott Klomfas, Leah Lanie

Louisiana Tech - 47 Record: 19-13

NO.	Name		Min	FG M-A	3P M-A	FT M-A	Rebounds OR	DR	TOT	Fouls PF	FD	TP	AS	TO	ST	Blocks BS	BA	+/-
44	Anna Larr Roberson	F	21:53	3-12	0-0	4-5	4	5	9	3	3	10	0	0	0	0	0	-6
2	Keiunna Walker	G	29:32	6-18	0-2	4-4	2	4	6	3	4	16	1	2	0	0	3	-14
4	Lotte Sant	G	31:24	0-5	0-4	0-0	1	3	4	2	0	0	0	0	1	0	0	-12
10	Salma Bates	G	15:09	2-6	0-3	0-1	1	1	2	1	1	4	2	2	0	0	1	-15
23	Silvia Nativi	G	34:28	1-3	1-2	1-4	2	8	10	3	3	4	0	3	0	2	0	-21
33	Mackenzie Wurm		17:05	3-5	0-0	0-1	0	2	2	0	1	6	0	1	0	1	0	-14
3	Robyn Lee		22:54	3-11	0-0	0-0	0	3	3	2	0	6	0	1	0	0	3	-6
12	Gabbie Green		19:06	0-3	0-2	0-0	0	2	2	1	0	0	0	1	0	0	0	-16
32	Kate Thompson		02:26	0-1	0-0	0-0	0	0	0	2	0	0	0	0	0	0	0	-1
1	Autumn Smith		02:01	0-1	0-0	0-0	0	0	0	0	0	0	0	0	0	0	0	-1
34	Ayen Angoi		02:01	0-0	0-0	1-2	0	0	0	0	1	1	0	0	0	0	0	-1
45	Anja Bukvic		02:01	0-0	0-0	0-0	0	0	0	0	0	0	1	0	0	0	0	-1
Team							4	4	8			0		1				
Totals				18-65	1-13	10-17	14	32	46	17	13	47	4	11	1	3	7	-22

Technical Fouls::NONE

Shooting By Period		
1st	FG%	1-15 6.7%
	3PT%	0-4 0.0%
	FT%	1-2 50%
2nd	FG%	8-14 57.1%
	3PT%	0-2 0.0%
	FT%	2-4 50%
3rd	FG%	7-17 41.2%
	3PT%	1-5 20.0%
	FT%	1-3 33.3%
4th	FG%	2-19 10.5%
	3PT%	0-2 0.0%
	FT%	6-8 75%
GM	FG%	18-65 27.7%
	3PT%	1-13 7.7%
	FT%	10-17 58.8%

Dead Ball Rebounds: 3, 0

Arkansas - 69 Record: 22-12

NO.	Name		Min	FG M-A	3P M-A	FT M-A	Rebounds OR	DR	TOT	Fouls PF	FD	TP	AS	TO	ST	Blocks BS	BA	+/-
4	Erynn Barnum	F	24:27	7-12	0-2	0-0	0	6	6	2	2	14	3	2	0	1	1	22
0	Saylor Poffenbarger	G	27:53	1-7	1-5	0-0	0	11	11	0	1	3	3	0	1	0	0	20
2	Samara Spencer	G	34:03	5-14	2-4	2-3	0	6	6	1	6	14	11	3	0	1	2	19
34	Chrissy Carr	G	31:23	4-15	4-13	5-6	0	5	5	2	3	17	1	0	1	1	0	14
43	Makayla Daniels	G	31:04	1-5	1-3	2-2	1	2	3	4	3	5	2	1	1	1	0	20
11	Rylee Langerman		14:18	0-2	0-1	0-0	1	3	4	0	0	0	0	0	0	1	0	4
55	Emrie Ellis		07:29	1-1	0-0	0-0	0	0	0	2	0	2	0	0	0	0	0	-4
24	Jersey Wolfenbarger		15:16	2-3	0-0	2-2	1	2	3	0	2	6	0	0	0	2	0	10
30	Maryam Dauda		09:18	3-3	0-0	2-2	1	1	2	1	0	8	0	1	1	0	0	6
22	Avery Hughes		02:01	0-0	0-0	0-0	0	0	0	1	0	0	0	0	0	0	0	1
20	Karley Johnson		01:24	0-0	0-0	0-0	0	0	0	0	0	0	0	0	0	0	0	-1
21	Loren Lindsey		01:24	0-0	0-0	0-0	0	1	1	0	0	0	0	0	0	0	0	-1
Team							1	0	1			0		0				
Totals				24-62	8-28	13-15	5	37	42	13	17	69	20	7	4	7	3	22

Technical Fouls::NONE

Shooting By Period		
1st	FG%	5-15 33.3%
	3PT%	4-9 44.4%
	FT%	1-2 50%
2nd	FG%	7-15 46.7%
	3PT%	2-7 28.6%
	FT%	4-4 100%
3rd	FG%	3-16 18.8%
	3PT%	1-8 12.5%
	FT%	6-6 100%
4th	FG%	9-16 56.3%
	3PT%	1-4 25.0%
	FT%	2-3 66.7%
GM	FG%	24-62 38.7%
	3PT%	8-28 28.6%
	FT%	13-15 86.7%

Dead Ball Rebounds: 3, 0

	Tech	ARK
Biggest lead	0 (1st 10:00)	23 (4th 1:41)
Best Scoring Run	8(2nd 4:58)	9(2nd 2:16)
Lead Changes	0	
Times Tied	0	
Time with Lead	00:00	39:27

Points from	Tech	ARK
Turnovers	6	9
Paint	30	30
Second Chance	14	11
Fast Breaks	0	11
Bench	13	16

Period by Period Scoring	1st	2nd	3rd	4th	TOT
Tech	3	18	16	10	47
ARK	15	20	13	21	69

2023 WNIT
vs. SFA (Second Round)
March 20, 2023
Bud Walton Arena | Fayetteville, Arkansas

Official Basketball Box Score - Final
SFA at Arkansas
03/20/23 Bud Walton Arena, Fayetteville
2022-23 Women's Basketball

Game Time: 7:00 PM
Game Duration: 1:50
Attendance: 3,017
Officials: Bryan Enterline, Nicole Brannon, Cory Malone

SFA - 37 Record: 27-7

NO.	Name		Min	FG M-A	3P M-A	FT M-A	Rebounds OR	DR	TOT	Fouls PF	FD	TP	AS	TO	ST	Blocks BS	BA	+/-
11	Avery Brittingham	F	24:38	2-4	0-0	3-5	1	2	3	1	3	7	0	3	0	0	0	-14
21	Aiyana Johnson	F	24:27	1-7	0-0	1-4	2	4	6	3	2	3	1	1	0	1	3	-14
2	Tyler McCliment-Call	G	24:14	2-6	1-4	0-0	0	5	5	4	0	5	2	3	1	1	0	-13
10	Jordan Harrison	G	35:02	2-13	1-4	6-6	2	5	7	3	4	11	3	4	2	0	3	-24
20	Angel Scott	G	25:27	0-4	0-2	0-0	0	3	3	1	0	0	1	1	2	0	0	-1
24	Kurstyn Harden		24:37	3-8	0-0	2-2	2	3	5	3	2	8	0	2	0	0	0	-19
4	Destini Lombard		15:26	0-2	0-0	0-0	1	1	2	3	0	0	0	0	1	0	0	-18
1	Zoe Nelson		06:18	0-1	0-0	0-0	0	2	2	0	0	0	0	0	0	1	0	1
12	Kyla Deck		09:23	0-2	0-2	0-0	0	0	0	2	0	0	0	0	1	0	0	-10
3	Avery Vansickle		10:28	1-3	1-2	0-0	0	1	1	2	0	3	0	1	1	0	0	-3
Team							1	2	3			0		0		0		
Totals				11-50	3-14	12-17	9	28	37	22	11	37	7	17	7	2	6	-23

Technical Fouls: McCliment-Call 4th 6:23

Shooting By Period		
1st	FG%	3-10 30.0%
	3PT%	1-4 25.0%
	FT%	3-3 100%
2nd	FG%	3-12 25.0%
	3PT%	0-3 0.0%
	FT%	2-5 40%
3rd	FG%	2-15 13.3%
	3PT%	1-3 33.3%
	FT%	3-5 60%
4th	FG%	3-13 23.1%
	3PT%	1-4 25.0%
	FT%	4-4 100%
GM	FG%	11-50 22.0%
	3PT%	3-14 21.4%
	FT%	12-17 70.6%

Dead Ball Rebounds: 2, 0

Arkansas - 60 Record: 23-12

NO.	Name		Min	FG M-A	3P M-A	FT M-A	Rebounds OR	DR	TOT	Fouls PF	FD	TP	AS	TO	ST	Blocks BS	BA	+/-
4	Erynn Barnum	F	23:32	3-4	0-0	0-1	3	3	6	2	2	6	0	4	2	0	0	17
0	Saylor Poffenbarger	G	23:39	2-11	1-5	0-1	1	8	9	2	2	5	3	2	0	1	1	12
2	Samara Spencer	G	35:28	7-18	4-8	9-11	0	2	2	1	6	27	2	4	1	0	0	24
34	Chrissy Carr	G	13:49	0-4	0-4	0-0	1	1	2	1	0	0	1	0	0	0	0	5
43	Makayla Daniels	G	34:40	3-7	2-4	3-8	3	4	7	2	5	11	3	1	1	2	0	22
11	Rylee Langerman		28:01	0-2	0-2	0-0	4	6	10	0	2	0	3	1	3	0	0	23
55	Emrie Ellis		10:04	1-3	0-0	0-0	0	1	1	0	0	2	1	0	0	0	1	6
24	Jersey Wolfenbarger		18:11	2-3	1-1	4-6	1	1	2	2	4	9	0	0	1	3	0	11
30	Maryam Dauda		08:14	0-2	0-0	0-0	0	4	4	1	0	0	0	1	1	0	0	-2
22	Avery Hughes		02:06	0-2	0-0	0-0	0	0	0	0	0	0	0	0	0	0	0	-3
20	Karley Johnson		01:08	0-0	0-0	0-0	0	0	0	0	0	0	0	0	0	0	0	0
21	Loren Lindsey		01:08	0-0	0-0	0-0	0	0	0	0	0	0	0	0	0	0	0	0
Team							2	1	3			0		1				
Totals				18-56	8-24	16-27	15	31	46	11	21	60	13	13	10	6	2	23

Technical Fouls::NONE

Shooting By Period		
1st	FG%	6-15 40.0%
	3PT%	4-9 44.4%
	FT%	2-3 66.7%
2nd	FG%	4-14 28.6%
	3PT%	3-7 42.9%
	FT%	0-0 0%
3rd	FG%	3-15 20.0%
	3PT%	0-3 0.0%
	FT%	8-14 57.1%
4th	FG%	5-12 41.7%
	3PT%	1-5 20.0%
	FT%	6-10 60%
GM	FG%	18-56 32.1%
	3PT%	8-24 33.3%
	FT%	16-27 59.3%

Dead Ball Rebounds: 6, 2

	SFA	ARK
Biggest lead	4 (1st 7:08)	28 (4th 4:14)
Best Scoring Run	7(2nd 2:00)	14(1st 0:28)
Lead Changes	1	
Times Tied	0	
Time with Lead	05:11	33:08

Points from	SFA	ARK
Turnovers	7	17
Paint	16	18
Second Chance	0	18
Fast Breaks	0	20
Bench	11	11

Period by Period Scoring	1st	2nd	3rd	4th	TOT
SFA	10	8	8	11	37
ARK	18	11	14	17	60

POSTSEASON WNIT RECORDS

2023 WNIT
vs. Texas Tech (Super 16)
March 24, 2023
Bud Walton Arena | Fayetteville, Arkansas

Official Basketball Box Score - Final
Texas Tech at Arkansas
03/24/23 Bud Walton Arena, Fayetteville
2022-23 Women's Basketball

Game Time: 7:00 PM
Game Duration: 1:59
Attendance: 3,560

Officials: Bill Larance, Doug Knight, DeMoya Pugh

Texas Tech - 66 — **Record: 20-15**

NO.	Name		Min	FG M-A	3P M-A	FT M-A	Rebounds OR	DR	TOT	Fouls PF	FD	TP	AS	TO	ST	Blocks BS	BA	+/-
10	Bryn Gerlich	F	29:25	2-7	2-3	3-4	1	2	3	1	3	9	2	2	0	1	1	-13
41	Katie Ferrell	F	27:36	5-6	2-2	0-1	1	2	3	5	3	12	1	2	1	0	0	-11
5	Rhyle McKinney	G	08:18	0-4	0-2	2-2	0	1	1	0	1	2	0	0	1	0	0	0
23	Bre'Amber Scott	G	32:13	8-15	4-7	8-8	2	5	7	4	4	28	1	2	2	0	0	-7
32	Tatum Veitenheimer	G	13:19	0-1	0-1	0-0	0	2	2	3	1	0	0	3	0	0	0	-7
3	Jasmine Shavers		05:23	1-3	0-0	0-1	1	0	1	0	1	2	0	0	0	0	0	-7
20	Bailey Maupin		23:38	2-9	0-6	0-0	1	4	5	4	3	4	0	2	0	0	0	-8
1	Ella Tofaeono		12:10	0-0	0-0	2-4	0	1	1	3	2	2	0	1	0	0	0	2
2	Kilah Freelon		16:50	1-2	0-0	0-0	0	2	2	1	1	2	2	0	2	0	1	14
25	Ashley Chevalier		20:35	0-1	0-1	0-0	0	3	3	1	1	0	4	1	0	0	0	10
11	Saga Ukkonen		08:57	2-4	1-3	0-0	1	0	1	0	0	5	0	0	1	0	0	4
42	Jazmaine Lewis		01:36	0-0	0-0	0-0	0	0	0	1	0	0	0	1	0	0	0	-2
Team							0	1	1			0		0				
Totals				21-52	9-25	15-20	7	23	30	24	20	66	10	14	7	1	2	-5

Technical Fouls: Coach 4th 7:16

Shooting By Period		
1st	FG%	5-16 31.3%
	3PT%	2-5 40.0%
	FT%	0-1 0%
2nd	FG%	6-9 66.7%
	3PT%	2-3 66.7%
	FT%	2-3 66.7%
3rd	FG%	3-11 27.3%
	3PT%	1-5 20.0%
	FT%	7-8 87.5%
4th	FG%	7-16 43.8%
	3PT%	4-12 33.3%
	FT%	6-8 75%
GM	FG%	21-52 40.4%
	3PT%	9-25 36.0%
	FT%	15-20 75.0%

Dead Ball Rebounds: 1, 0

Arkansas - 71 — **Record: 24-12**

NO.	Name		Min	FG M-A	3P M-A	FT M-A	Rebounds OR	DR	TOT	Fouls PF	FD	TP	AS	TO	ST	Blocks BS	BA	+/-
4	Erynn Barnum	F	29:23	1-1	0-0	3-4	3	7	10	4	3	5	2	2	2	1	0	3
0	Saylor Poffenbarger	G	35:50	2-9	2-8	2-2	2	7	9	1	2	8	2	1	1	1	0	8
2	Samara Spencer	G	37:00	3-10	1-5	3-10	1	2	3	2	8	10	3	3	2	0	1	3
34	Chrissy Carr	G	26:04	5-11	4-10	3-4	0	1	1	3	1	17	2	5	0	0	0	6
43	Makayla Daniels	G	37:49	5-12	3-7	8-10	3	5	8	2	8	21	3	1	0	0	0	7
11	Rylee Langerman		09:38	0-2	0-2	0-0	0	1	1	3	0	0	0	1	0	0	0	-6
24	Jersey Wolfenbarger		13:39	3-5	1-3	1-2	1	0	1	2	1	8	2	0	1	0	0	2
55	Emrie Ellis		04:06	0-0	0-0	0-0	0	1	1	1	0	0	0	1	1	0	0	-5
30	Maryam Dauda		06:31	1-1	0-0	0-0	1	2	3	2	0	2	1	0	0	0	0	7
Team							1	1	2			0		0				
Totals				20-51	11-35	20-32	12	27	39	20	23	71	15	14	7	2	1	5

Technical Fouls::NONE

Shooting By Period		
1st	FG%	7-16 43.8%
	3PT%	3-11 27.3%
	FT%	1-2 50%
2nd	FG%	4-15 26.7%
	3PT%	2-10 20.0%
	FT%	0-2 0%
3rd	FG%	6-15 40.0%
	3PT%	3-9 33.3%
	FT%	4-6 66.7%
4th	FG%	3-5 60.0%
	3PT%	3-5 60.0%
	FT%	15-22 68.2%
GM	FG%	20-51 39.2%
	3PT%	11-35 31.4%
	FT%	20-32 62.5%

Dead Ball Rebounds: 8, 1

	TTU	ARK
Biggest lead	5 (2nd 2:19)	15 (1st 4:42)
Best Scoring Run	10(2nd 2:19)	15(1st 4:42)
Lead Changes	6	
Times Tied	4	
Time with Lead	08:12	29:10

Points from	TTU	ARK
Turnovers	20	17
Paint	18	14
Second Chance	8	16
Fast Breaks	2	15
Bench	15	10

Period by Period Scoring	1st	2nd	3rd	4th	TOT
TTU	12	16	14	24	66
ARK	18	10	19	24	71

2023 WNIT
at Kansas (Great 8)
March 26, 2023
Allen Fieldhouse | Lawrence, Kansas

Official Basketball Box Score - Final
Arkansas at Kansas
03/26/23 Allen Fieldhouse, Lawrence
2022-23 Women's Basketball

Game Time: 2:00 PM
Game Duration: 1:50
Attendance: 4,806

Officials: Bryan Enterline, Greg Small, Missy Brooks

Arkansas - 64 — **Record: 24-13**

NO.	Name		Min	FG M-A	3P M-A	FT M-A	Rebounds OR	DR	TOT	Fouls PF	FD	TP	AS	TO	ST	Blocks BS	BA	+/-
4	Erynn Barnum	F	24:48	3-10	0-1	7-7	3	5	8	3	4	13	2	0	1	1	3	-17
0	Saylor Poffenbarger	G	23:57	1-8	0-4	1-1	0	6	6	3	1	3	1	2	0	1	0	-13
2	Samara Spencer	G	37:39	5-12	2-5	0-1	1	3	4	1	2	12	0	7	0	0	0	-14
34	Chrissy Carr	G	28:14	4-13	1-4	1-1	1	1	2	3	1	10	1	0	0	0	1	-15
43	Makayla Daniels	G	37:15	8-13	4-8	1-2	0	5	5	3	5	21	1	1	0	0	1	-10
55	Emrie Ellis		10:42	0-0	0-0	0-0	0	4	4	0	0	0	1	1	0	0	0	-2
24	Jersey Wolfenbarger		22:05	1-4	0-1	3-4	1	2	3	1	2	5	0	1	0	0	1	-5
11	Rylee Langerman		11:35	0-0	0-0	0-0	0	2	2	3	0	0	1	0	0	0	0	-1
30	Maryam Dauda		03:45	0-0	0-0	0-0	0	1	1	1	0	0	1	0	0	0	0	7
Team							1	3	4			0		1				
Totals				22-60	7-23	13-16	7	32	39	18	15	64	8	13	1	2	6	-14

Technical Fouls::NONE

Shooting By Period		
1st	FG%	5-14 35.7%
	3PT%	1-7 14.3%
	FT%	1-2 50%
2nd	FG%	2-15 13.3%
	3PT%	0-5 0.0%
	FT%	3-3 100%
3rd	FG%	10-13 76.9%
	3PT%	4-4 100.0%
	FT%	7-9 77.8%
4th	FG%	5-18 27.8%
	3PT%	2-7 28.6%
	FT%	2-2 100%
GM	FG%	22-60 36.7%
	3PT%	7-23 30.4%
	FT%	13-16 81.3%

Dead Ball Rebounds: 1, 0

Kansas - 78 — **Record: 23-11**

NO.	Name		Min	FG M-A	3P M-A	FT M-A	Rebounds OR	DR	TOT	Fouls PF	FD	TP	AS	TO	ST	Blocks BS	BA	+/-
1	Taiyanna Jackson	C	35:59	10-12	0-0	2-4	2	9	11	1	2	22	0	0	1	4	0	8
0	Wyvette Mayberry	G	35:41	4-13	1-3	1-2	1	2	3	2	1	10	3	1	2	0	0	11
13	Holly Kersgieter	G	38:46	6-12	3-6	10-13	1	6	7	1	8	25	1	1	4	1	0	16
15	Zakiyah Franklin	G	35:30	3-7	0-0	4-4	0	2	2	1	3	10	2	0	1	0	1	12
25	Chandler Prater	G	22:53	4-12	0-1	1-1	1	4	5	4	3	9	2	0	1	0	1	23
11	Sanna Strom		18:56	0-3	0-2	0-0	0	3	3	4	0	0	3	1	1	0	0	3
33	Nadira Eltayeb		04:01	0-0	0-0	0-0	0	2	2	0	0	0	0	0	0	1	0	6
23	Zsófia Telegdy		08:14	0-1	0-1	2-2	0	0	0	2	1	2	0	1	0	0	0	-9
Team							0	5	5			0		1				
Totals				27-60	4-13	20-26	5	33	38	15	18	78	11	5	10	6	2	14

Technical Fouls::NONE

Shooting By Period		
1st	FG%	9-18 50.0%
	3PT%	1-4 25.0%
	FT%	1-1 100%
2nd	FG%	7-16 43.8%
	3PT%	3-6 50.0%
	FT%	1-1 100%
3rd	FG%	8-16 50.0%
	3PT%	0-0 0.0%
	FT%	6-8 75%
4th	FG%	3-10 30.0%
	3PT%	0-3 0.0%
	FT%	12-16 75%
GM	FG%	27-60 45.0%
	3PT%	4-13 30.8%
	FT%	20-26 76.9%

Dead Ball Rebounds: 2, 0

	ARK	KAN
Biggest lead	0 (1st 10:00)	21 (2nd 2:42)
Best Scoring Run	7(3rd 6:12)	10(1st 3:49)
Lead Changes	0	
Times Tied	0	
Time with Lead	00:00	39:22

Points from	ARK	KAN
Turnovers	4	13
Paint	26	46
Second Chance	6	9
Fast Breaks	7	11
Bench	5	2

Period by Period Scoring	1st	2nd	3rd	4th	TOT
ARK	12	7	31	14	64
KAN	20	18	22	18	78

Front Row (L–R): Graduate Assistant Alexis Sevillian, Avery Hughes, Samara Spencer, Makayla Daniels, Head Coach Mike Neighbors, Rylee Langerman, Karley Johnson, Loren Lindsey, Head Athletic Trainer Simone Rush. Second Row (L–R): Director of Operations Amber Shirey, Assistant Coach Pauline Love, Saylor Poffenbarger, Chrissy Carr, Emrie Ellis, Maryam Dauda, Jersey Wolfenbarger, Erynn Barnum, Director of Player Development Jayci Stone, Associate Head Coach Todd Schaefer, Assistant Coach Lacey Goldwire. Back Row (L–R): Assistant Strength and Conditioning Coach Tyler Beckman, manager Logan Burch, manager Sagely Houghland, Bailey Smedshammer, Gina Brownlee, Claire Halbmaier, Special Assistant to the Head Coach/Director of Video Jeff Brazil

POSTSEASON WNIT RECORDS

2019 WNIT
2-1, THIRD ROUND

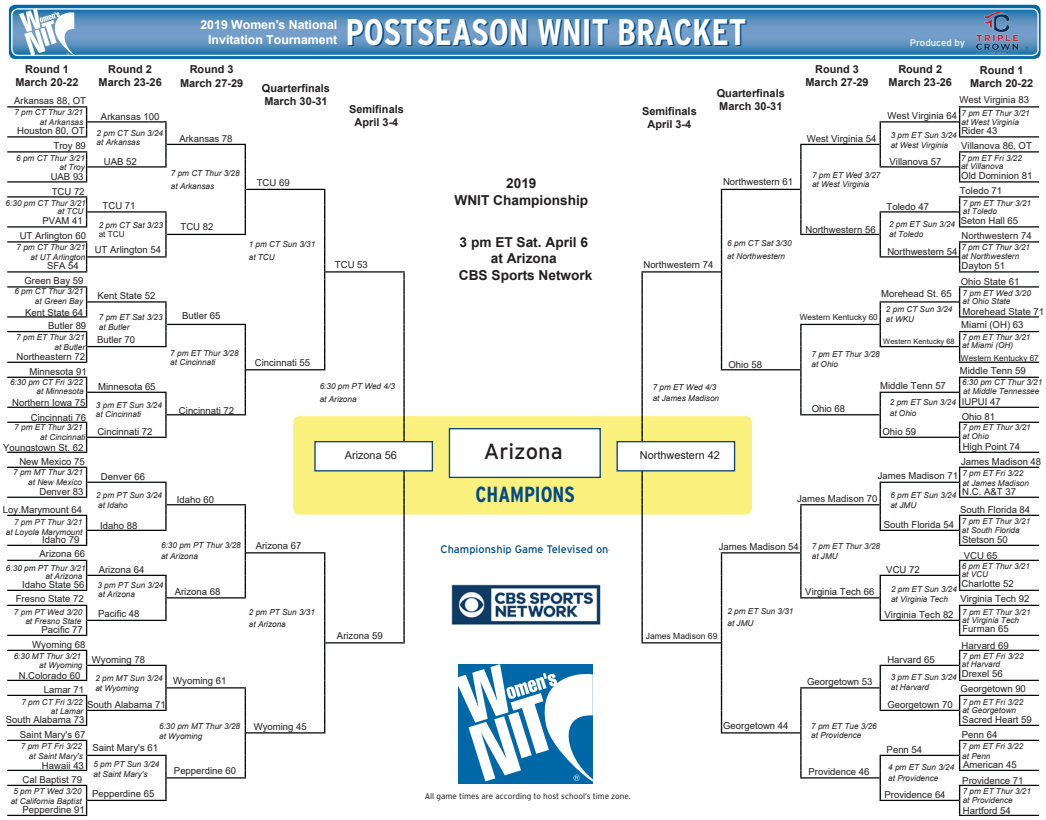

2019 WNIT
vs. Houston (First Round)
March 21, 2019
Bud Walton Arena | Fayetteville, Arkansas

Official Basketball Box Score -- Game Totals -- Final Statistics
HOUSTON vs AR
03/21/19 7 p.m. at Fayetteville, Ark. (Bud Walton Arena)

HOUSTON 80 • 15-16

##	Player		Total FG-FGA	3-Ptr FG-FGA	FT-FTA	Rebounds Off	Def	Tot	PF	TP	A	TO	Blk	Stl	Min
02	BARNES, Octavia	f	8-18	3-8	0-0	3	4	7	3	19	4	4	0	0	43
03	BRANCH, Dorian	f	4-11	0-5	2-4	1	4	5	4	10	2	2	0	2	43
12	OKOENE, Alyssa	f	0-3	0-0	0-0	0	2	2	3	0	0	1	1	0	15
00	HARRIS, Angela	g	6-17	4-14	0-0	0	7	7	4	16	2	4	0	2	32
23	HAWKINS, Serithia	g	4-11	0-2	2-2	4	4	8	4	10	1	2	0	1	39
05	GLADNEY, Dymond		0-4	0-2	0-0	0	0	0	3	0	2	2	0	1	12
30	HILL, Tatyana		5-6	0-0	0-2	1	6	7	3	10	0	2	1	1	15
33	BLACKSHELL-FAIR, Jul		4-6	0-0	7-7	2	3	5	4	15	2	1	1	2	26
	Team					2	1	3				1			
	Totals		31-76	7-31	11-15	13	31	44	28	80	13	19	3	9	225

1st - FG %: 8-20 40.0% | 3FG %: 2-6 33.3% | FT %: 1-1 100.0%
2nd: 7-16 43.8% | 2-7 28.6% | 1-2 50.0%
3rd: 8-18 44.4% | 2-8 25.0% | 2-2 100.0%
4th: 7-15 46.7% | 0-5 0.0% | 3-6 50.0%
Game: 31-76 40.8% | 7-31 22.6% | 11-15 73.3%
Deadball Rebounds 3

AR 88 • 21-14

##	Player		Total FG-FGA	3-Ptr FG-FGA	FT-FTA	Rebounds Off	Def	Tot	PF	TP	A	TO	Blk	Stl	Min
10	WILLIAMS, Kiara	c	7-7	0-0	1-3	3	5	8	3	15	1	3	5	0	26
02	TOLEFREE, Alexis	g	1-7	0-5	6-7	0	1	1	2	8	1	1	0	1	25
03	MONK, Malica	g	4-13	2-5	3-3	1	3	4	4	13	2	2	0	2	39
14	MASON, Jailyn	g	4-9	0-3	0-0	1	5	6	0	8	1	2	0	4	40
33	DUNGEE, Chelsea	g	10-19	2-3	15-17	0	5	5	4	37	1	3	0	1	44
00	GAULDEN, A'Tyanna		0-0	0-0	0-0	0	0	0	1	0	1	5	0	1	6
01	NORTHCROSS-BAKER,		1-6	0-4	0-0	0	1	1	1	2	1	2	0	2	23
22	ZIMMERMAN, Bailey		0-0	0-0	0-0	0	2	2	0	0	1	0	0	0	3
24	THOMAS, Taylah		1-2	0-0	3-4	2	3	5	2	5	0	0	1	0	19
	Team					1	6	7							
	Totals		28-63	4-20	28-34	8	31	39	17	88	9	18	6	11	225

1st - FG %: 8-16 50.0% | 3FG %: 3-7 42.9% | FT %: 2-4 50.0%
2nd: 3-11 27.3% | 0-6 0.0% | 9-10 90.0%
3rd: 9-16 56.3% | 0-1 0.0% | 4-6 66.7%
4th: 4-12 33.3% | 1-4 25.0% | 6-6 100.0%
Game: 28-63 44.4% | 4-20 20.0% | 28-34 82.4%
Deadball Rebounds 2,2

Officials: Eric Baker, Randy Robertson, Blanca Burns
Technical fouls: HOUSTON-None. AR-None.
Attendance: 3689
WNIT First Round
Tickets Scanned: 3,021

Score by periods	1st	2nd	3rd	4th	OT	Total
HOUSTON	19	17	20	17	7	**80**
AR	21	15	22	15	15	**88**

	In Paint	Off T/O	2nd Chance	Fast Break	Bench
Points					
HOU	42	17	20	6	25
AR	40	15	6	18	7

Last FG - HOU OT-00:25, AR OT-00:33.
Largest lead - HOU by 3 1st-09:13, AR by 9 OT-00:33.
HOU led for 06:16. AR led for 31:33. Game was tied for 07:11.

Score tied - 13 times.
Lead changed - 9 times.

2019 WNIT
vs. UAB (Second Round)
March 24, 2019
Bud Walton Arena | Fayetteville, Arkansas

Official Basketball Box Score -- Game Totals -- Final Statistics
UAB vs AR
03/24/19 2 p.m. at Fayetteville, Ark. (Bud Walton Arena)

UAB 52 • 26-7

##	Player		Total FG-FGA	3-Ptr FG-FGA	FT-FTA	Rebounds Off	Def	Tot	PF	TP	A	TO	Blk	Stl	Min
13	THOMAS, Katelynn	f	9-13	0-0	2-4	0	4	4	4	20	0	0	0	0	18
32	CHILDRESS, Rachael	f	1-4	0-3	0-0	0	2	2	0	2	0	2	0	0	14
00	BARNES, Miyah	g	1-9	0-3	0-0	0	4	4	3	2	1	1	0	0	28
03	VENDRELL, Angela	g	3-10	0-2	0-0	1	2	3	1	6	4	1	1	0	27
20	KUZMANIC, Deanna	g	2-8	0-3	3-4	0	5	5	1	7	5	1	0	2	36
01	WHITLEY, Margaret		0-2	0-2	1-2	0	2	2	0	1	1	1	0	0	10
04	ROLDAN, Talia		0-0	0-0	0-0	0	1	1	1	0	1	0	0	0	4
05	FRASCO, Emily		0-2	0-2	0-0	0	0	0	0	0	0	0	0	0	4
10	ROSENFELDT, Sara		0-2	0-0	1-2	0	0	0	4	1	0	0	0	0	9
22	GARLAND, Maya		2-6	2-5	0-0	1	3	4	0	6	0	1	0	1	13
23	KERSTEIN, Lea		1-4	1-4	0-0	1	1	2	0	3	0	0	0	0	20
34	JOHNSON, Imani		1-7	0-0	2-4	3	2	5	4	4	1	2	0	1	17
	Team					2	3	5							
	Totals		20-67	3-24	9-16	8	29	37	18	52	13	9	1	4	200

1st - FG %: 5-15 33.3% | 3FG %: 0-4 0.0% | FT %: 0-1 0.0%
2nd: 4-18 22.2% | 0-6 0.0% | 4-6 66.7%
3rd: 4-16 25.0% | 0-2 0.0% | 5-8 62.5%
4th: 7-18 38.9% | 3-12 25.0% | 0-1 0.0%
Game: 20-67 29.9% | 3-24 12.5% | 9-16 56.3%
Deadball Rebounds 5

AR 100 • 22-14

##	Player		Total FG-FGA	3-Ptr FG-FGA	FT-FTA	Rebounds Off	Def	Tot	PF	TP	A	TO	Blk	Stl	Min
10	WILLIAMS, Kiara	f	4-5	0-0	0-0	2	5	7	3	8	0	0	1	1	18
02	TOLEFREE, Alexis	g	6-8	5-6	0-0	0	8	8	1	17	3	0	0	0	23
03	MONK, Malica	g	6-11	2-4	1-2	2	0	2	0	15	2	0	0	1	22
14	MASON, Jailyn	g	4-8	3-4	0-0	0	2	2	3	11	2	0	0	0	22
33	DUNGEE, Chelsea	g	4-9	0-1	5-6	1	4	5	1	13	1	2	0	0	24
00	GAULDEN, A'Tyanna		3-7	0-1	1-1	1	2	3	0	7	4	3	0	0	19
01	NORTHCROSS-BAKER,		1-2	1-2	0-0	0	1	1	2	3	0	0	0	0	13
13	SPANGLER, Grayce		3-5	3-5	0-0	0	0	0	0	9	0	0	0	0	8
20	STOUT, Sydney		0-1	0-1	1-2	1	4	5	0	1	1	0	0	0	10
22	ZIMMERMAN, Bailey		4-9	1-4	2-3	1	5	6	1	11	0	1	1	1	16
24	THOMAS, Taylah		1-2	0-0	1-2	0	6	6	4	3	0	0	1	0	12
52	DOUMBIA, Rokia		1-5	0-2	0-0	1	2	3	1	2	3	1	0	0	13
	Team					2	2	4							
	Totals		37-72	15-30	11-16	11	41	52	16	100	16	7	3	3	200

1st - FG %: 11-22 50.0% | 3FG %: 3-6 50.0% | FT %: 1-2 50.0%
2nd: 9-18 50.0% | 6-10 60.0% | 2-4 50.0%
3rd: 11-14 78.6% | 3-5 60.0% | 6-6 100.0%
4th: 6-18 33.3% | 3-9 33.3% | 2-4 50.0%
Game: 37-72 51.4% | 15-30 50.0% | 11-16 68.8%
Deadball Rebounds 0

Officials: Bill Larance, Metta Roberts, Eric Koch
Technical fouls: UAB-None. AR-None.
Attendance: 3939
Tickets Scanned: 3868

Score by periods	1st	2nd	3rd	4th	Total
UAB	10	12	13	17	**52**
AR	26	26	31	17	**100**

	In Paint	Off T/O	2nd Chance	Fast Break	Bench
Points					
UAB	28	7	4	2	15
AR	36	12	17	12	36

Last FG - UAB 4th-00:35, AR 4th-00:43.
Largest lead - UAB by 1 1st-06:53, AR by 51 4th-00:43.
UAB led for 00:17. AR led for 39:05. Game was tied for 00:38.

Score tied - 0 times.
Lead changed - 2 times.

POSTSEASON WNIT RECORDS

2019 WNIT
vs. TCU (Third Round)
March 28, 2019
Bud Walton Arena | Fayetteville, Arkansas

Official Basketball Box Score -- Game Totals -- Final Statistics
TCU vs AR
03/28/19 7 p.m. at Fayetteville, Ark. (Bud Walton Arena)

TCU 82 • 23-10

##	Player		Total FG-FGA	3-Ptr FG-FGA	FT-FTA	Rebounds Off	Def	Tot	PF	TP	A	TO	Blk	Stl	Min
00	OKONKWO, Amy	f	10-21	4-7	12-13	4	10	14	1	36	1	5	0	2	34
22	MOORE, Jordan	c	3-6	0-0	1-2	4	2	6	3	7	0	3	0	0	16
15	WOODS, Jayde	g	4-8	2-3	0-0	1	5	6	3	10	2	0	0	0	36
20	HEARD, Lauren	g	2-12	0-2	8-8	0	5	5	3	12	2	5	0	1	33
25	RAY, Kianna	g	2-8	1-4	0-0	1	3	4	1	5	3	0	3	2	39
01	PAYNE, Ryann		0-1	0-1	0-0	0	0	0	0	0	0	0	0	0	2
05	MORRIS, Yummy		0-1	0-0	0-0	1	0	1	0	0	0	0	0	0	4
24	VANN, Dakota		0-2	0-1	0-0	0	1	1	2	0	1	1	0	0	9
33	AKOMOLAFE, Adeola		5-8	0-0	2-2	5	2	7	2	12	3	1	0	2	27
	Team					0	1	1							
	Totals		26-67	7-18	23-25	16	29	45	15	82	12	15	3	7	200

1st - FG %:	7-15	46.7%	2nd:	6-20	30.0%	3rd:	6-17	35.3%	4th:	7-15	46.7%	Game: 26-67 38.8%	Deadball Rebounds
3FG %:	1-4	25.0%		1-7	14.3%		2-3	66.7%		3-4	75.0%	7-18 38.9%	
FT %:	3-4	75.0%		8-8	100.0%		3-3	100.0%		9-10	90.0%	23-25 92.0%	2,1

AR 78 • 22-15

##	Player		Total FG-FGA	3-Ptr FG-FGA	FT-FTA	Rebounds Off	Def	Tot	PF	TP	A	TO	Blk	Stl	Min
10	WILLIAMS, Kiara	c	4-4	0-0	0-0	1	5	6	1	8	1	1	2	1	29
02	TOLEFREE, Alexis	g	3-10	1-5	2-3	0	5	5	2	9	1	3	0	2	25
03	MONK, Malica	g	8-16	2-4	0-0	1	5	6	3	18	2	2	0	0	37
14	MASON, Jailyn	g	6-9	4-6	1-2	1	3	4	4	17	4	3	1	3	39
33	DUNGEE, Chelsea	g	7-17	3-4	5-6	0	1	1	4	22	4	2	1	2	38
00	GAULDEN, A'Tyanna		1-4	0-0	0-0	1	0	1	2	2	1	1	0	0	5
01	NORTHCROSS-BAKER,		0-3	0-2	0-0	0	1	1	3	0	2	0	0	0	11
22	ZIMMERMAN, Bailey		0-1	0-0	0-0	0	0	0	2	0	0	0	0	0	5
24	THOMAS, Taylah		0-1	0-0	2-4	1	3	4	0	2	0	0	1	1	11
52	DOUMBIA, Rokia		0-0	0-0	0-0	0	0	0	0	0	0	0	0	0	0+
	Team					2	1	3							
	Totals		29-65	10-21	10-15	7	24	31	21	78	15	12	5	9	200

1st - FG %:	9-15	60.0%	2nd:	8-16	50.0%	3rd:	5-19	26.3%	4th:	7-15	46.7%	Game: 29-65 44.6%	Deadball Rebounds
3FG %:	3-5	60.0%		3-4	75.0%		2-7	28.6%		2-5	40.0%	10-21 47.6%	
FT %:	4-6	66.7%		0-2	0.0%		2-2	100.0%		4-5	80.0%	10-15 66.7%	4,1

Officials: Amy Bonner, Doug Knight, Angelica Suffren
Technical fouls: TCU-None. AR-None.
Attendance: 5287
WNIT Third Round
Tickets Scanned: 4,718

Score by periods	1st	2nd	3rd	4th	Total
TCU	18	21	17	26	**82**
AR	25	19	14	20	**78**

Points	In Paint	Off T/O	2nd Chance	Fast Break	Bench
TCU	32	7	15	5	12
AR	26	13	7	11	4

Last FG - TCU 4th-01:04, AR 4th-00:14.
Largest lead - TCU by 7 4th-00:46, AR by 8 2nd-05:59.
TCU led for 04:38. AR led for 30:41. Game was tied for 04:40.

Score tied - 2 times.
Lead changed - 3 times.

Front Row (L–R): Alexis Tolefree, Grayce Spangler, Sydeney South, Raven Northcross–Baker, Bailey Zimmerman, Malica Monk, Rokia Doumbia, A'Tyanna Gaulden, Chelsea Dungee. Second Row (L–R): Director of Video and Scouting Jeff Brazil, Assistant Coach Lacey Goldwire, Head Coach Mike Neighbors, Amber Ramirez, Jailyn Mason, Taylah Thomas, Kiara Williams, Macy Weaver, Assistant Coach Pauline Love, Assistant Coach Todd Schaefer, Graduate Assistant Heather Corral, Director of Basketball Operations Amber Shirey. Back Row (L–R): manager Evan Johnston, manager Makayla Grant, manager Olivia James, Graduate Assistant Jalen Powell, Director of Student–Athlete Development C'eira Ricketts, Head Strength and Conditioning Coach Todd Barbour, Assistant Athletic Trainer Natalie Trotter, manager Delaney Osborn, manager Kira Briggs.

POSTSEASON WNIT RECORDS

2013 WNIT
1-1, SECOND ROUND



2013 WNIT
vs. Memphis (First Round)
March 21, 2013
Bud Walton Arena | Fayetteville, Arkansas

Official Basketball Box Score -- Game Totals -- Final Statistics
MEMPHIS vs ARKANSAS
03/21/13 7 p.m. at Fayetteville, Ark. (Bud Walton Arena)

MEMPHIS 57 • 17-15

##	Player		Total FG-FGA	3-Ptr FG-FGA	FT-FTA	Rebounds Off	Def	Tot	PF	TP	A	TO	Blk	Stl	Min
21	FUQUA-BEY, Asianna	f	1-3	0-0	0-0	3	2	5	3	2	1	1	1	0	22
35	DICKSON, Nicole	f	6-19	2-8	0-0	1	4	5	4	14	1	1	1	2	35
10	ABDUL-QAADIR, Bilqis	g	4-12	2-6	1-3	0	1	1	2	11	2	2	0	3	38
11	AJANAKU, Jamila	g	3-5	0-0	0-0	4	5	9	2	6	1	3	0	0	27
12	HEARN, Ariel	g	4-12	0-3	8-12	1	3	4	5	16	4	2	1	0	37
05	MCGRAW, Lauren		0-3	0-1	0-0	1	0	1	3	0	1	2	0	1	15
15	HOPE, Pa'Sonna		4-6	0-0	0-0	3	5	8	2	8	0	1	3	1	22
23	JACKSON, Jaymie		0-0	0-0	0-0	0	0	0	1	0	1	1	0	0	4
	Team					1	2	3				1			
	Totals		22-60	4-18	9-15	14	22	36	22	57	11	14	6	7	200

FG % 1st Half: 8-27 29.6% 2nd half: 14-33 42.4% Game: 22-60 36.7%
3FG % 1st Half: 1-10 10.0% 2nd half: 3-8 37.5% Game: 4-18 22.2%
FT % 1st Half: 4-7 57.1% 2nd half: 5-8 62.5% Game: 9-15 60.0%
Deadball Rebounds 2,2

ARKANSAS 67 • 20-12

##	Player		Total FG-FGA	3-Ptr FG-FGA	FT-FTA	Rebounds Off	Def	Tot	PF	TP	A	TO	Blk	Stl	Min
24	WILLIAMS, Quistelle	f	4-15	2-7	2-2	4	7	11	2	12	1	1	1	0	29
42	BOWEN, Jhasmin	f	2-6	0-0	1-3	1	3	4	0	5	0	3	1	0	19
01	PEAK, Keira	g	2-7	0-0	2-3	5	2	7	2	6	1	4	1	1	33
11	BERNA, Calli	g	4-7	1-2	5-8	0	4	4	1	14	6	2	1	1	40
12	WILSON, Dominique	g	6-7	3-4	0-0	3	3	6	3	15	2	0	0	1	29
04	WATKINS, Sarah		2-8	0-0	4-4	1	5	6	3	8	1	2	0	0	29
14	GATLING, Erin		2-6	1-4	2-2	1	2	3	3	7	1	2	0	2	18
33	WOLFF, Melissa		0-2	0-0	0-0	0	1	1	1	0	0	0	0	0	3
	Team					1	1	2							
	Totals		22-58	7-17	16-22	16	28	44	15	67	12	14	4	5	200

FG % 1st Half: 15-31 48.4% 2nd half: 7-27 25.9% Game: 22-58 37.9%
3FG % 1st Half: 5-9 55.6% 2nd half: 2-8 25.0% Game: 7-17 41.2%
FT % 1st Half: 4-8 50.0% 2nd half: 12-14 85.7% Game: 16-22 72.7%
Deadball Rebounds 2

Officials: Charles Carroll, Rachael Monroe, Scott Starkey
Technical fouls: MEMPHIS-None. ARKANSAS-None.
Attendance: 1145
First Round WNIT
Fouled out: Memphis #12, Hearn (0:41.3 2nd half)

Score by periods	1st	2nd	Total
MEMPHIS	21	36	**57**
ARKANSAS	39	28	**67**

2013 WNIT
vs. Tulane (Second Round)
March 24, 2013
Bud Walton Arena | Fayetteville, Arkansas

Official Basketball Box Score -- Game Totals -- Final Statistics
TULANE vs ARKANSAS
03/24/13 2 p.m. at Fayetteville, Ark. (Bud Walton Arena)

TULANE 60 • 24-8

##	Player		Total FG-FGA	3-Ptr FG-FGA	FT-FTA	Rebounds Off	Def	Tot	PF	TP	A	TO	Blk	Stl	Min
22	DALE, Tiffany	f	2-4	0-0	2-2	0	3	3	5	6	0	3	0	1	20
24	KAUTSKY, Janique	f	3-5	1-2	2-4	3	2	5	3	9	0	2	1	0	33
20	BLAGG, Danielle	g	0-3	0-3	0-0	0	2	2	3	0	0	1	1	0	15
21	GRAYSON, Olivia	g	3-8	2-5	0-1	0	5	5	0	8	2	8	0	5	33
23	KAPLAN, Jamie	g	2-6	0-0	6-7	1	7	8	0	10	7	3	0	0	31
15	EBOMWONYI, Adesuwa		0-1	0-1	0-0	0	0	0	5	0	0	2	0	0	6
25	SNOW, Tyria		2-3	1-2	0-0	0	3	3	1	5	1	1	0	0	17
30	JONES, Tierra		0-0	0-0	0-0	0	0	0	1	0	0	0	0	0	1
31	McDONALD, Brittany		1-1	0-0	0-0	0	1	1	0	2	0	0	0	0	8
32	BIBBINS, Whitney		3-6	0-0	4-4	1	4	5	0	10	0	0	0	2	16
45	DURU, Chinwe		3-4	0-0	4-4	1	1	2	2	10	2	1	0	0	20
	Team					2	2	4							
	Totals		19-41	4-13	18-22	8	30	38	20	60	12	21	2	8	200

FG % 1st Half: 14-25 56.0% 2nd half: 5-16 31.3% Game: 19-41 46.3%
3FG % 1st Half: 2-4 50.0% 2nd half: 2-9 22.2% Game: 4-13 30.8%
FT % 1st Half: 6-7 85.7% 2nd half: 12-15 80.0% Game: 18-22 81.8%
Deadball Rebounds 2,1

ARKANSAS 48 • 20-13

##	Player		Total FG-FGA	3-Ptr FG-FGA	FT-FTA	Rebounds Off	Def	Tot	PF	TP	A	TO	Blk	Stl	Min
24	WILLIAMS, Quistelle	f	2-12	0-3	1-2	2	2	4	2	5	0	2	0	0	25
42	BOWEN, Jhasmin	f	2-3	0-0	7-10	1	0	1	4	11	1	4	0	0	18
01	PEAK, Keira	g	3-9	0-0	3-8	5	3	8	3	9	0	1	0	3	31
11	BERNA, Calli	g	0-5	0-3	1-2	2	2	4	2	1	4	3	0	3	40
12	WILSON, Dominique	g	3-6	2-3	0-0	0	0	0	4	8	1	1	0	5	38
04	WATKINS, Sarah		5-14	0-2	2-4	5	5	10	2	12	2	1	1	1	24
14	GATLING, Erin		1-6	0-1	0-0	0	2	2	1	2	2	0	0	1	18
25	BAILEY, Joey		0-0	0-0	0-0	0	0	0	1	0	0	1	0	0	3
33	WOLFF, Melissa		0-1	0-0	0-0	0	1	1	0	0	0	0	1	0	3
	Team					3	1	4							
	Totals		16-56	2-12	14-26	18	16	34	19	48	10	13	2	13	200

FG % 1st Half: 7-24 29.2% 2nd half: 9-32 28.1% Game: 16-56 28.6%
3FG % 1st Half: 2-6 33.3% 2nd half: 0-6 0.0% Game: 2-12 16.7%
FT % 1st Half: 6-9 66.7% 2nd half: 8-17 47.1% Game: 14-26 53.8%
Deadball Rebounds 3

Officials: Robert Strong, Randy Robertson, Rachel Monroe
Technical fouls: TULANE-None. ARKANSAS-None.
Attendance: 1348
WNIT Second Round
Fouled out: Tulane #15, Ebomwonyi (8:46, 2H) #22, Dale (0:55.5, 2H)

Score by periods	1st	2nd	Total
TULANE	36	24	**60**
ARKANSAS	22	26	**48**

	In Paint	Off T/O	2nd Chance	Fast Break	Bench
Points					
TLN	14	10	11	0	27
AR	24	13	12	2	14

Last FG - TLN 2nd-03:56, AR 2nd-00:17.
Largest lead - TLN by 14 1st-02:04, AR by 2 1st-14:59.
Score tied - 5 times.
Lead changed - 6 times.

POSTSEASON WNIT RECORDS

2013 WNIT
1-1, SECOND ROUND

Front Row (L–R): Erin Gatling, Dominique Wilson, Dominique Robinson, Calli Berna, Quistelle Williams, Joey Bailey, Sarah Watkins, Jhasmin Bowen, Ana–Carlota Faussurier, Melissa Wolff, Kelsey Hatcher, Keira Peak, Mia Melton. Back Row (L–R): Alex Fessler (manager), Wyatt Hodges (Assistant Video), Kendall Ruff (manager), Brooke Rogers (manager), Mike Jennings (Graduate Assistant), Todd Barbour (Strength Coach), Tari Cummings (Assistant Coach), Nicki Collen (Assistant Coach), Tom Collen (Head Coach), Amber Shirey (Assistant Coach), Jessica Bowie (Director of Operations), Jeff Brazil (Video Coordinator), Natalie Trotter (Athletic Trainer), Amanda Coughlin (manager), Amber Earls (manager).

POSTSEASON WNIT RECORDS

2011 WNIT
3-1, QUARTERFINALS



2011 WNIT
vs. Lamar (First Round)
March 17, 2011
Bud Walton Arena | Fayetteville, Arkansas

Official Basketball Box Score – Game Totals – Final Statistics
LAMAR vs ARKANSAS
03-17-11 7 p.m. at Fayetteville, Ark. (Bud Walton Arena)

LAMAR 65 • 25-8

##	Player		Total FG-FGA	3-Ptr FG-FGA	FT-FTA	Rebounds Off	Def	Tot	PF	TP	A	TO	Blk	Stl	Min
05	Loyd, Kalis	f	6-14	1-3	1-4	1	0	1	4	14	4	4	0	0	27
23	Whittaker, Monique	f	2-4	0-0	1-2	0	2	2	3	5	0	2	0	0	20
25	Smith, Trashanna	f	5-9	1-2	1-4	4	5	9	4	12	4	0	2	1	32
11	Plumley, Jenna	g	5-16	5-14	0-0	1	5	6	2	15	4	3	0	0	38
24	Green, Ang	g	2-8	0-1	1-2	0	4	4	1	5	0	1	0	0	20
01	Ayers, Gia		0-0	0-0	0-0	0	0	0	0	0	0	0	0	0	1
03	Brockett, Chantelle		0-1	0-0	0-0	0	1	1	0	0	0	0	0	1	3
12	Mock, Brateicka		2-6	0-0	1-2	2	0	2	1	5	0	0	0	1	18
21	Meengs, Adrianne		0-1	0-1	0-0	0	3	3	3	0	2	0	0	0	9
22	Bellatin, Francesca		0-1	0-0	0-0	0	0	0	0	0	0	1	0	0	6
30	Hays, Taylor		2-5	1-3	1-3	1	2	3	0	6	1	1	1	4	15
40	Heithoff, Danielle		0-1	0-0	0-0	1	0	1	0	0	0	0	0	0	2
44	Henderson, Jasmin		1-5	1-4	0-0	0	0	0	0	3	0	0	0	0	9
	Team					3	2	5							
	Totals		25-71	9-28	6-17	13	24	37	18	65	15	12	3	7	200

FG % 1st Half: 9-33 27.3% 2nd half: 16-38 42.1% Game: 25-71 35.2%
3FG % 1st Half: 2-13 15.4% 2nd half: 7-15 46.7% Game: 9-28 32.1%
FT % 1st Half: 2-8 25.0% 2nd half: 4-9 44.4% Game: 6-17 35.3%
Deadball Rebounds 5,1

ARKANSAS 91 • 20-11

##	Player		Total FG-FGA	3-Ptr FG-FGA	FT-FTA	Rebounds Off	Def	Tot	PF	TP	A	TO	Blk	Stl	Min
03	TOWNSEND, Jamesha	f	3-5	0-0	0-0	2	3	5	1	6	2	0	1	0	18
12	DANIELS, Ashley	f	4-5	0-0	3-4	1	12	13	3	11	2	1	1	1	26
04	WATKINS, Sarah	c	10-21	2-8	3-7	7	7	14	1	25	0	2	4	0	26
10	WALTER, Chrisstasia	g	3-10	2-8	2-2	2	1	3	1	10	3	2	1	1	25
22	RICKETTS, C'eira	g	8-13	1-4	3-8	1	2	3	1	20	7	1	0	1	29
01	PEAK, Keira		1-7	0-0	1-4	2	3	5	2	3	3	2	0	0	19
13	INMAN, Julie		0-4	0-4	0-0	0	1	1	1	0	0	2	0	1	12
15	REES, Skye		0-0	0-0	0-0	0	1	1	0	0	0	1	0	0	4
23	POWELL, Caroline		0-0	0-0	0-0	0	0	0	0	0	0	0	0	0	1
44	WILLIAMS, Quistelle		6-9	3-4	1-1	3	2	5	2	16	1	1	2	0	17
45	DELGADO, Yashira		0-0	0-0	0-0	0	4	4	2	0	5	1	0	0	23
	Team					2	3	5							
	Totals		35-74	8-28	13-26	20	39	59	14	91	23	13	9	4	200

FG % 1st Half: 17-33 51.5% 2nd half: 18-41 43.9% Game: 35-74 47.3%
3FG % 1st Half: 5-11 45.5% 2nd half: 3-17 17.6% Game: 8-28 28.6%
FT % 1st Half: 4-10 40.0% 2nd half: 9-16 56.3% Game: 13-26 50.0%
Deadball Rebounds 7

Officials: Charles Carroll, Doug Williams, Eric Baker
Technical fouls: LAMAR-None. ARKANSAS-None.
Attendance: 331
Estimated Actual Attendance: 524

Score by periods	1st	2nd	Total
LAMAR	22	43	65
ARKANSAS	43	48	91

2011 WNIT
at Missouri State (Second Round)
March 20, 2011
JQH Arena | Springfield, Missouri

Official Basketball Box Score – Game Totals – Final Statistics
Arkansas vs Missouri State
03/20/11 2:05 p.m. at Springfield, Mo. - JQH Arena

Arkansas 65 • 21-11

##	Player		Total FG-FGA	3-Ptr FG-FGA	FT-FTA	Rebounds Off	Def	Tot	PF	TP	A	TO	Blk	Stl	Min
03	TOWNSEND, Jamesha	f	0-1	0-1	0-0	0	1	1	1	0	1	1	1	0	18
12	DANIELS, Ashley	f	2-4	0-1	4-4	3	4	7	3	8	2	1	1	1	29
04	WATKINS, Sarah	c	4-16	1-5	4-7	4	4	8	4	13	0	1	1	2	29
10	WALTER, Chrisstasia	g	3-7	2-5	0-0	2	3	5	3	8	2	3	0	2	26
22	RICKETTS, C'eira	g	7-22	2-4	5-7	3	6	9	1	21	3	0	0	1	38
01	PEAK, Keira		2-5	0-0	0-2	2	1	3	3	4	2	1	0	0	17
13	INMAN, Julie		1-5	0-2	1-1	1	0	1	1	3	0	0	0	1	10
44	WILLIAMS, Quistelle		4-7	0-1	0-0	4	3	7	3	8	0	1	0	0	22
45	DELGADO, Yashira		0-2	0-0	0-0	0	2	2	0	0	0	0	0	0	11
	Team					3	2	5							
	Totals		23-69	5-19	14-21	22	26	48	19	65	10	10	3	7	200

FG % 1st Half: 13-38 34.2% 2nd half: 10-31 32.3% Game: 23-69 33.3%
3FG % 1st Half: 3-11 27.3% 2nd half: 2-8 25.0% Game: 5-19 26.3%
FT % 1st Half: 5-6 83.3% 2nd half: 9-15 60.0% Game: 14-21 66.7%
Deadball Rebounds 3

Missouri State 64 • 24-11

##	Player		Total FG-FGA	3-Ptr FG-FGA	FT-FTA	Rebounds Off	Def	Tot	PF	TP	A	TO	Blk	Stl	Min
25	Mays, Tia	f	0-1	0-0	3-4	0	2	2	2	3	2	0	2	0	23
33	Shorter, Christiana	f	6-8	0-0	3-3	4	3	7	4	15	0	1	1	1	23
05	Garrison, Casey	g	2-10	1-3	5-6	1	3	4	0	10	4	4	1	0	36
12	Malone, Jasmine	g	0-3	0-3	0-0	0	2	2	1	0	2	3	1	1	17
14	Buer, Karly	g	4-7	2-3	0-2	0	2	2	0	10	1	1	0	0	18
01	Edie, Whitney		5-9	0-1	4-7	1	7	8	3	14	2	3	1	2	27
15	Roberts, Kendra		4-7	1-1	0-0	1	4	5	4	9	2	0	0	0	22
23	Roberson, Jaleshia		1-4	1-4	0-0	0	2	2	2	3	3	1	0	0	27
44	Boshe, Lacey		0-1	0-0	0-0	0	0	0	1	0	0	0	1	1	7
	Team					0	3	3							
	Totals		22-50	5-15	15-22	7	28	35	17	64	16	13	7	5	200

FG % 1st Half: 11-23 47.8% 2nd half: 11-27 40.7% Game: 22-50 44.0%
3FG % 1st Half: 2-7 28.6% 2nd half: 3-8 37.5% Game: 5-15 33.3%
FT % 1st Half: 4-7 57.1% 2nd half: 11-15 73.3% Game: 15-22 68.2%
Deadball Rebounds 2

Officials: Charles Carroll, Nick Marshall, Rachael Monroe
Technical fouls: Arkansas-DANIELS, Ashley. Missouri State-None.
Attendance: 2063
2011 Women's National Invitation Tournament
Second Round

Score by periods	1st	2nd	Total
Arkansas	34	31	65
Missouri State	28	36	64

	In Paint	Off T/O	2nd Chance	Fast Break	Bench
AR	28	8	15	6	15
MSU	28	5	14	2	26

Last FG - AR 2nd-00:47, MSU 2nd-00:16.
Largest lead - AR by 11 1st-12:36, MSU by 2 2nd-13:32.
Score tied - 3 times.
Lead changed - 2 times.

POSTSEASON WNIT RECORDS

2011 WNIT
3-1, QUARTERFINALS

2011 WNIT
at Oral Roberts (Third Round)
March 23, 2011
Mabee Center | Tulsa, Oklahoma

Official Basketball Box Score – Game Totals – Final Statistics
ARKANSAS vs Oral Roberts
03-23-11 7:05 pm at Tulsa, OK (Mabee Center)

ARKANSAS 78 • 22-11

##	Player		Total FG-FGA	3-Ptr FG-FGA	FT-FTA	Rebounds Off	Def	Tot	PF	TP	A	TO	Blk	Stl	Min
03	TOWNSEND, Jamesha	f	3-4	0-0	1-2	2	2	4	2	7	0	4	1	1	26
04	WATKINS, Sarah	f	4-6	0-0	5-6	1	1	2	5	13	0	0	0	0	18
12	DANIELS, Ashley	f	4-7	0-0	1-2	2	1	3	4	9	0	1	0	1	23
10	WALTER, Chrisstasia	g	9-18	5-13	3-4	2	3	5	2	26	2	3	0	5	35
22	RICKETTS, C'eira	g	5-10	0-1	2-2	0	2	2	1	12	7	3	0	2	35
01	PEAK, Keira		1-2	0-0	1-2	3	5	8	2	3	1	2	0	0	23
13	INMAN, Julie		0-1	0-1	0-0	0	0	0	0	0	0	0	0	0	2
44	WILLIAMS, Quistelle		3-6	0-0	0-0	1	2	3	4	6	0	1	0	2	23
45	DELGADO, Yashira		1-4	0-1	0-0	0	3	3	0	2	2	3	0	0	15
	Team					3	3	6							
	Totals		30-58	5-16	13-18	14	22	36	20	78	12	17	1	11	200

FG % 1st Half:	15-32	46.9%	2nd half:	15-26	57.7%	Game:	30-58	51.7%
3FG % 1st Half:	4-10	40.0%	2nd half:	1-6	16.7%	Game:	5-16	31.3%
FT % 1st Half:	8-12	66.7%	2nd half:	5-6	83.3%	Game:	13-18	72.2%

Deadball Rebounds: 3

Oral Roberts 59 • 23-11

##	Player		Total FG-FGA	3-Ptr FG-FGA	FT-FTA	Rebounds Off	Def	Tot	PF	TP	A	TO	Blk	Stl	Min
20	PYLE, Jordan	f	6-9	1-1	2-3	1	4	5	5	15	3	1	1	2	27
43	CARVER, Amber	f	1-1	0-0	0-0	0	2	2	2	2	0	1	0	1	9
03	CERGOL, Priscila	g	1-2	0-0	1-2	0	0	0	0	3	4	2	0	0	15
04	JONES, Georgia	g	5-7	4-5	0-0	0	3	3	1	14	1	7	0	1	27
15	LUPER, Kevi	g	1-9	0-2	2-3	1	0	1	2	4	1	7	0	0	36
12	KEY, Christian		0-2	0-2	2-2	0	0	0	0	2	0	0	0	0	10
13	BUCK, Savanna		1-6	0-2	4-5	1	0	1	1	6	2	3	1	2	26
22	BIGHAM, Jaci		0-2	0-1	2-2	1	1	2	2	2	3	0	0	0	14
32	ALLEN, Dominique		5-9	0-0	1-1	1	6	7	3	11	1	1	0	3	36
	Team					1	0	1							
	Totals		20-47	5-13	14-18	6	16	22	16	59	15	22	2	9	200

FG % 1st Half:	11-24	45.8%	2nd half:	9-23	39.1%	Game:	20-47	42.6%
3FG % 1st Half:	4-6	66.7%	2nd half:	1-7	14.3%	Game:	5-13	38.5%
FT % 1st Half:	4-4	100.0%	2nd half:	10-14	71.4%	Game:	14-18	77.8%

Deadball Rebounds: 3

Officials: Carla Fountain, Brian Hall, Bill Larance
Technical fouls: ARKANSAS-None. Oral Roberts-TEAM.
Attendance: 1843

Score by periods	1st	2nd	Total
ARKANSAS	42	36	**78**
Oral Roberts	30	29	**59**

2011 WNIT
at Illinois State (Quarterfinals)
March 27, 2011
Redbird Arena | Bloomington, Illinois

Official Basketball Box Score – Game Totals – Final Statistics
ARKANSAS vs Illinois State
03-27-11 1:05 p.m. at Doug Collins Court at Redbird Arena

ARKANSAS 49 • 22-12

##	Player		Total FG-FGA	3-Ptr FG-FGA	FT-FTA	Rebounds Off	Def	Tot	PF	TP	A	TO	Blk	Stl	Min
03	TOWNSEND, Jamesha	f	1-3	0-0	0-0	1	0	1	0	2	1	0	0	1	17
04	WATKINS, Sarah	f	5-10	0-1	6-9	2	0	2	4	16	0	2	1	0	29
10	WALTER, Chrisstasia	f	3-13	2-9	0-0	2	1	3	1	8	2	0	0	3	32
12	DANIELS, Ashley	f	1-3	0-0	1-2	4	4	8	1	3	1	2	1	0	28
22	RICKETTS, C'eira	g	2-14	0-2	3-4	0	3	3	2	7	2	3	0	2	29
01	PEAK, Keira		3-9	1-3	0-0	2	6	8	4	7	2	2	0	0	26
44	WILLIAMS, Quistelle		2-9	1-5	0-0	1	4	5	0	5	0	1	1	1	20
45	DELGADO, Yashira		0-3	0-1	1-4	1	2	3	1	1	2	2	0	4	19
	Team					0	3	3							
	Totals		17-64	4-21	11-19	13	23	36	13	49	10	12	3	11	200

FG % 1st Half:	7-31	22.6%	2nd half:	10-33	30.3%	Game:	17-64	26.6%
3FG % 1st Half:	1-8	12.5%	2nd half:	3-13	23.1%	Game:	4-21	19.0%
FT % 1st Half:	3-4	75.0%	2nd half:	8-15	53.3%	Game:	11-19	57.9%

Deadball Rebounds: 5

Illinois State 60 • 24-10

##	Player		Total FG-FGA	3-Ptr FG-FGA	FT-FTA	Rebounds Off	Def	Tot	PF	TP	A	TO	Blk	Stl	Min
21	Shelton, Kenyatta	f	4-9	0-0	0-2	6	5	11	4	8	2	1	0	1	29
24	Hanley, Emily	f	4-11	0-1	3-4	3	9	12	2	11	1	1	0	0	36
14	Clifton, Amanda	g	1-2	0-0	0-0	0	3	3	1	2	9	1	0	1	33
33	Jackson, Shala	g	5-9	1-2	5-6	0	5	5	1	16	1	7	0	0	27
34	Spanich, Hannah	g	1-4	0-2	0-0	0	3	3	2	2	1	6	2	0	16
01	Jenkins, Alexis		0-0	0-0	0-0	0	0	0	1	0	0	0	0	0	6
03	Sykes, Candace		2-4	1-2	0-0	0	4	4	0	5	0	3	0	2	12
20	Broadway, Katie		6-14	4-9	0-0	0	3	3	0	16	0	1	0	0	32
41	Hall, Marley		0-1	0-0	0-0	0	0	0	3	0	0	0	0	0	9
	Team					1	5	6				1			
	Totals		23-54	6-16	8-12	10	37	47	14	60	14	21	2	4	200

FG % 1st Half:	11-28	39.3%	2nd half:	12-26	46.2%	Game:	23-54	42.6%
3FG % 1st Half:	3-9	33.3%	2nd half:	3-7	42.9%	Game:	6-16	37.5%
FT % 1st Half:	6-9	66.7%	2nd half:	2-3	66.7%	Game:	8-12	66.7%

Deadball Rebounds: 2

Officials: Billy Smith, Bob Enterline, Kelly Dennis
Technical fouls: ARKANSAS-None. Illinois State-None.
Attendance: 2386
Redbirds advance to Final Four of WNIT.

Score by periods	1st	2nd	Total
ARKANSAS	18	31	**49**
Illinois State	31	29	**60**

Front row (L–R): Chrisstasia Walter, Caroline Powell, Amanda Westbrook, Julie Inman, Lyndsay Harris, Kelsey Hatcher, Dominique Robinson, Brittney Richardson, Keira Peak, Yashira Delgado. Second Row (L–R): Amanda Coughlin, Michael Jennings, Erin Gatling, Quistelle Williams, C'eira Ricketts, Skye Rees, Ashley Daniels, Keira Peak, Sarah Watkins, Morgan Myrick, Grace Parker, Morgan Abernathy. Back row (L–R): Athletic Trainer Jeremy Braziel, Ashlea Williams, Todd Barbour, Assistant Coach Zenarae Antoine, Head Coach Tom Collen, Associate Head Coach Timothy Eatman, Assistant Coach Greg Collins, Director of Operations Amber Shirey, Video Coordinator Jeff Brazil, Assistant Video Coordinator Wyatt Hodges.

POSTSEASON WNIT RECORDS

2009 WNIT
1-1, THIRD ROUND (BYE IN FIRST ROUND)



2009 WNIT
vs. Oklahoma State (Second Round)
March 23, 2009
Bud Walton Arena | Fayetteville, Arkansas

Official Basketball Box Score -- Game Totals -- Final Statistics
Oklahoma State vs Arkansas
03/23/09 7 p.m. at Bud Walton Arena

Oklahoma State 60 • 17-16, 1-1

##	Player		Total FG-FGA	3-Ptr FG-FGA	FT-FTA	Rebounds Off	Def	Tot	PF	TP	A	TO	Blk	Stl	Min
01	Fox-Griffin, Cedes	f	8-11	1-2	1-1	3	3	6	4	18	3	3	1	1	36
32	Tilleman, Kirsten	f	4-11	0-0	2-2	3	8	11	1	10	2	4	1	2	45
40	SPEARS, Shyvon	f	1-4	0-0	0-0	5	1	6	1	2	1	4	0	0	20
10	RILEY, Andrea	g	4-16	3-7	10-14	1	3	4	4	21	2	5	0	1	40-
13	HARDEMAN, Taylor	g	1-5	1-5	2-2	0	3	3	1	5	3	3	0	2	33
03	Ducker, Tiffany		0-3	0-2	0-0	0	0	0	0	0	0	2	0	0	12
05	McCalister,Kassandra		0-2	0-0	0-0	1	1	2	0	0	0	1	0	0	6
11	Rhea, Talisa		0-2	0-2	0-0	0	1	1	1	0	0	1	0	0	5
15	MERCADO, Melinda		0-0	0-0	0-1	0	1	1	0	0	0	0	0	0	4
33	BYFORD, Megan		2-2	0-0	0-2	2	4	6	4	4	0	1	3	1	24
	Team					0	5	5				1			
	Totals		20-56	5-18	15-22	15	30	45	16	60	11	25	5	7	225

FG % 1st Half: 10-27 37.0% 2nd half: 8-25 32.0% OT: 2-4 50.0% Game: 20-56 35.7%
3FG % 1st Half: 2-7 28.6% 2nd half: 3-10 30.0% OT: 0-1 0.0% Game: 5-18 27.8%
FT % 1st Half: 4-4 100.0% 2nd half: 8-14 57.1% OT: 3-4 75.0% Game: 15-22 68.2%
Deadball Rebounds 3,1

Arkansas 61 • 18-13, 1-0

##	Player		Total FG-FGA	3-Ptr FG-FGA	FT-FTA	Rebounds Off	Def	Tot	PF	TP	A	TO	Blk	Stl	Min
31	JONES, Whitney	f	7-14	0-0	8-9	6	5	11	4	22	1	0	5	4	39
34	BRERETON, Ayana	f	4-9	3-5	0-0	1	3	4	5	11	1	2	0	0	18
02	ARNOLD, Shanita	g	1-3	1-3	0-0	2	0	2	3	3	4	1	0	1	33
22	RICKETTS, C'eira	g	4-19	0-2	1-3	5	1	6	2	9	4	5	1	4	37
33	HARRIS, Lyndsay	g	2-11	1-8	3-5	1	5	6	3	8	1	2	0	4	38
03	TOWNSEND, Jamesha		0-0	0-0	0-0	0	1	1	0	0	0	0	0	0	4
12	DANIELS, Ashley		0-1	0-0	0-0	0	1	1	0	0	1	1	0	1	10
13	INMAN, Julie		0-2	0-2	0-0	0	0	0	0	0	0	0	0	0	4
23	McCRAY, Ashley		0-0	0-0	0-0	0	0	0	0	0	0	0	0	0	4
24	RICHARDSON, Brittney		1-7	0-4	0-0	0	0	0	0	2	1	0	0	0	15
32	FORD, Charity		3-7	0-2	0-0	1	1	2	1	6	0	2	0	2	23
	Team					5	5	10				2			
	Totals		22-73	5-26	12-17	21	22	43	18	61	13	15	6	16	225

FG % 1st Half: 10-32 31.3% 2nd half: 10-35 28.6% OT: 2-6 33.3% Game: 22-73 30.1%
3FG % 1st Half: 3-13 23.1% 2nd half: 2-13 15.4% OT: 0-0 0.0% Game: 5-26 19.2%
FT % 1st Half: 2-3 66.7% 2nd half: 6-8 75.0% OT: 4-6 66.7% Game: 12-17 70.6%
Deadball Rebounds 4,3

Officials: Jeff Caudle, Scott Starkey, Randy Robertson
Technical fouls: Oklahoma State-None. Arkansas-None.
Attendance: 1396
Fouled Out: Arkansas #34, Brereton at 3:43 in 2nd Half

Score by periods	1st	2nd	OT	Total
Oklahoma State	26	27	7	**60**
Arkansas	25	28	8	**61**

	Points	In Paint	Off T/O	2nd Chance	Fast Break	Bench
OSU	20	6	12	0	4	
AR	26	21	14	8	8	

Last FG - OSU OT-00:58, AR OT-01:23.
Largest lead - OSU by 6 2nd-09:29, AR by 8 1st-12:05.

Score tied - 9 times.
Lead changed - 6 times.

2009 WNIT
at Kansas (Third Round)
March 26, 2009
Allen Fieldhouse | Lawrence, Kansas

Official Basketball Box Score -- Game Totals -- Final Statistics
Arkansas vs Kansas
03/26/09 7 p.m. at Lawrence, Kan. (Allen Fieldhouse)

Arkansas 59 • 18-14 (6-8)

##	Player		Total FG-FGA	3-Ptr FG-FGA	FT-FTA	Rebounds Off	Def	Tot	PF	TP	A	TO	Blk	Stl	Min
31	JONES, Whitney	f	3-7	0-0	5-8	4	2	6	3	11	1	1	1	0	28
34	BRERETON, Ayana	f	6-13	2-7	1-2	1	6	7	3	15	1	3	2	2	32
02	ARNOLD, Shanita	g	3-6	1-1	0-0	1	3	4	0	7	2	4	0	1	28
22	RICKETTS, C'eira	g	4-17	0-0	2-2	0	4	4	3	10	4	2	0	2	33
33	HARRIS, Lyndsay	g	0-5	0-1	0-0	0	0	0	1	0	0	0	0	0	11
03	TOWNSEND, Jamesha		0-0	0-0	0-0	0	0	0	1	0	0	0	0	0	1
12	DANIELS, Ashley		1-2	0-0	1-2	2	2	4	2	3	0	0	1	2	13
13	INMAN, Julie		1-3	1-1	0-0	0	1	1	2	3	0	0	0	0	8
24	RICHARDSON, Brittney		1-4	0-2	2-3	1	0	1	0	4	0	0	0	1	15
32	FORD, Charity		1-4	0-0	4-4	2	0	2	2	6	0	0	0	0	28
54	WILLIAMS, Ashlea		0-0	0-0	0-0	1	1	2	0	0	0	0	0	0	3
	Team					1	1	2							
	Totals		20-61	4-12	15-21	13	20	33	17	59	8	10	4	8	200

FG % 1st Half: 7-30 23.3% 2nd half: 13-31 41.9% Game: 20-61 32.8%
3FG % 1st Half: 1-5 20.0% 2nd half: 3-7 42.9% Game: 4-12 33.3%
FT % 1st Half: 8-10 80.0% 2nd half: 7-11 63.6% Game: 15-21 71.4%
Deadball Rebounds 2

Kansas 75 • 20-13 (6-10)

##	Player		Total FG-FGA	3-Ptr FG-FGA	FT-FTA	Rebounds Off	Def	Tot	PF	TP	A	TO	Blk	Stl	Min
14	Boogaard, Krysten	f	1-1	0-0	0-0	0	0	0	2	2	0	0	0	0	5
24	Smith, Nicollette	f	0-2	0-1	1-2	3	3	6	3	1	3	0	1	0	19
03	Catic, Ivana	g	1-2	0-0	0-0	1	2	3	2	2	8	1	0	0	35
04	McCray, Danielle	g	11-17	4-7	9-10	0	8	8	2	35	1	4	3	1	28
20	Morris, Sade	g	9-12	2-3	3-3	0	4	4	3	23	2	3	0	1	29
00	Jacobs, LaChelda		0-2	0-0	0-2	1	2	3	0	0	2	5	0	1	18
01	Sutherland, Aishah		4-9	0-0	0-2	3	8	11	3	8	1	2	2	2	32
02	Kohn, Kelly		0-1	0-1	0-2	0	1	1	0	0	1	1	0	1	10
11	Zinic, Marija		0-0	0-0	0-0	0	0	0	0	0	0	0	0	0	3
34	Weddington, Porscha		2-7	0-0	0-0	1	1	2	1	4	0	0	1	0	18
40	Feickert, Rebecca		0-1	0-1	0-0	0	0	0	1	0	0	0	0	0	3
	Team					2	3	5							
	Totals		28-54	6-13	13-21	11	32	43	17	75	18	16	7	6	200

FG % 1st Half: 13-26 50.0% 2nd half: 15-28 53.6% Game: 28-54 51.9%
3FG % 1st Half: 4-7 57.1% 2nd half: 2-6 33.3% Game: 6-13 46.2%
FT % 1st Half: 6-10 60.0% 2nd half: 7-11 63.6% Game: 13-21 61.9%
Deadball Rebounds 3

Officials: Greg Small, Doug Knight, Charles Carroll
Technical fouls: Arkansas-TEAM. Kansas-None.
Attendance: 1876

Score by periods	1st	2nd	Total
Arkansas	23	36	**59**
Kansas	36	39	**75**

	Points	In Paint	Off T/O	2nd Chance	Fast Break	Bench
AR	16	13	11	4	16	
KU	26	16	12	11	12	

Last FG - AR 2nd-00:05, KU 2nd-03:38.
Largest lead - AR None, KU by 23 2nd-03:38.

Score tied - 2 times.
Lead changed - 0 times.

POSTSEASON WNIT RECORDS

2009 WNIT
1-1, THIRD ROUND (BYE IN FIRST ROUND)

Front row (L–R): Ayana Brereton, Jamesha Townsend, Julie Inman, Lyndsay Harris, Shanita Arnold, C'eira Ricketts, Charity Ford, Brittney Richardson. Back row (L–R): manager Emily Pearson, manager Caroline Powell, Executive Director of Basketball Operations Amber Shirey, Athletic Trainer Jeremy Braziel, Assistant Coach Greg Collins, Associate Head Coach Timothy Eatman, Whitney Jones, Ashley McCray, Head Coach Tom Collen, Ashlea Williams, Ashley Daniels, Assistant Coach Zenarae Antoine, Graduate Assistant David Walker, Director of Strength and Conditioning for Olympic sports Todd Barbour, manager Grace Parker, manager Erin Cox, manager Haley Bestgen.

2005 WNIT
1-1, SECOND ROUND

Front Row (L–R): junior Sheree Thompson, sophomore Kristin Peoples, junior Rochelle Vaughn, senior Adrienne Bush, sophomore Sarah Pfeifer, junior Melissa Hobbs, senior April Seggebruch, freshman Brittney Vaughn, senior Allison Singleton. Back row (L–R): Graduate Assistant Athletic Trainer Lucy Mansfield, Graduate Assistant Alli Clark, Trainer Phill Vardimann, Assistant Coach Amber Shirey, Assistant Coach Rena Faust–Holden, sophomore Danielle Allen, junior Kristina Andjelkovic, junior Ruby Vaden, junior Kristin Moore, freshman Christina Lawrence, Assistant Coach Johnnie Harris, Head Coach Susie Gardner, Strength Coach J.C. Moreau, manager Marie Earwood, manager Brittany Johnson, Director of Basketball Operations Kelley Waters.

POSTSEASON WNIT RECORDS

2005 WNIT
1-1, SECOND ROUND

2005 WNIT
vs. UNLV (First Round)
March 18, 2005
Bud Walton Arena | Fayetteville, Arkansas

Official Basketball Box Score -- GAME TOTALS -- FINAL STATISTICS
LV vs Arkansas
3-18-05 7:00 PM at Fayetteville, AR

VISITORS: LV 16-15

##	Player Name		TOT-FG FG-FGA	3-PT FG-FGA	FT-FTA	REBOUNDS OF	DE	TOT	PF	TP	A	TO	BLK	S	MIN
00	MOORE, Sheena.....	*	5-14	1-6	0-2	2	7	9	2	11	2	5	0	1	37
03	SIMMONS, Kameca.....	*	4-8	0-0	1-2	0	2	2	1	9	2	5	0	0	30
12	HOLMES, Sequola.....	*	1-8	0-1	1-2	4	4	8	4	3	1	2	1	0	26
20	THOMAS, Brittney....	*	0-6	0-4	0-0	0	1	1	3	0	2	1	0	0	26
22	HENRY, RanDee.....	*	6-10	0-0	5-6	4	5	9	4	17	2	6	0	1	34
01	CLARK, Nejlah.....		1-2	0-0	0-0	0	0	0	0	2	0	0	0	0	5
21	HITCHENS, Nikki.....		0-1	0-0	0-0	0	0	0	3	0	0	2	0	0	12
32	LEE, Kisha.....		1-4	0-0	0-0	2	1	3	0	2	0	1	0	0	8
44	COLEMAN, Shana.....		0-2	0-1	0-0	1	1	2	1	0	1	0	0	0	12
51	LOFTUS, Amy.....		2-4	0-0	0-0	1	1	2	3	4	0	2	0	0	10
	TEAM.....					1	2	3							
	Totals.....		20-59	1-12	7-12	15	24	39	21	48	10	24	1	2	200

TOTAL FG% 1st Half: 10-28 35.7% 2nd Half: 10-31 32.3% Game: 33.9% DEADB
3-Pt. FG% 1st Half: 1-3 33.3% 2nd Half: 0-9 0.0% Game: 8.3% REBS
F Throw % 1st Half: 1-2 50.0% 2nd Half: 6-10 60.0% Game: 58.3% 3

HOME TEAM: Arkansas 17-13

##	Player Name		TOT-FG FG-FGA	3-PT FG-FGA	FT-FTA	REBOUNDS OF	DE	TOT	PF	TP	A	TO	BLK	S	MIN
04	Kristin Peoples.....	*	0-2	0-0	4-4	0	3	3	2	4	7	5	0	1	33
14	Danielle Allen.....	*	3-7	0-0	1-2	1	4	5	2	7	0	2	1	0	28
21	Rochelle Vaughn.....	*	3-12	1-4	1-2	3	4	7	1	8	5	4	0	3	32
33	Sarah Pfeifer.....	*	7-17	0-0	2-6	2	4	6	4	16	1	0	1	2	29
44	Adrienne Bush.....	*	6-8	0-0	0-0	2	2	4	2	12	0	2	0	1	27
11	Kristina Andjelkovic		1-2	0-0	1-2	1	1	2	1	3	0	1	0	0	13
12	Sheree Thompson.....		0-1	0-0	2-2	2	2	4	0	2	1	3	0	0	10
22	April Seggebruch....		0-1	0-1	2-2	0	0	0	0	2	1	1	0	0	9
23	Melissa Hobbs.....		2-5	0-1	1-2	1	0	1	0	5	0	0	0	0	10
25	Brittney Vaughn.....		1-2	0-1	0-0	0	0	0	1	2	1	1	0	1	9
	TEAM.....					2	6	8			1				
	Totals.....		23-57	1-7	14-22	14	26	40	13	61	16	20	2	8	200

TOTAL FG% 1st Half: 15-37 40.5% 2nd Half: 8-20 40.0% Game: 40.4% DEADB
3-Pt. FG% 1st Half: 0-3 0.0% 2nd Half: 1-4 25.0% Game: 14.3% REBS
F Throw % 1st Half: 4-8 50.0% 2nd Half: 10-14 71.4% Game: 63.6% 4

Officials: Lyndon Polk, Cindy Kuepp, Lisa Pitts
Technical fouls: LV-None. Arkansas-None.
Attendance: 1615

Score by Periods	1st	2nd	Total
LV.....	22	26	- 48
Arkansas.....	34	27	- 61

2005 WNIT
at Arkansas State (Second Round)
March 21, 2005
Convocation Center | Jonesboro, Arkansas

OFFICIAL BASKETBALL BOX SCORE -- G A M E T O T A L S
Arkansas vs Arkansas State
03/21/05 7:00 PM at Jonesboro, Ark.

VISITORS: Arkansas 17-14

No.	N A M E		TOT-FG FG-FGA	3-PT FG-FGA	FT-FTA	REBOUNDS OF	DE	TOT	PF	TP	A	TO	BLK	S	MIN
14	ALLEN, Danielle	f	0-4	0-0	1-2	2	5	7	4	1	1	2	0	3	21
33	PFEIFER, Sarah	f	12-18	0-0	2-4	6	6	12	4	26	2	4	2	0	31
04	PEOPLES, Kristin	g	0-6	0-3	3-6	0	0	0	4	3	1	3	0	1	16
21	VAUGHN, Rochelle	g	6-15	1-5	0-0	1	1	2	3	13	2	3	1	1	31
25	VAUGHN, Brittney	g	2-6	0-1	1-2	1	1	2	1	5	1	4	0	0	22
11	ANDJELKOVIC, Kristin		1-2	0-0	0-0	1	1	2	3	2	0	0	0	0	9
12	THOMPSON, Sheree		2-5	2-4	0-0	2	0	2	5	6	0	1	1	1	14
22	SEGGEBRUCH, April		2-5	2-5	1-2	0	0	0	3	7	3	0	0	0	12
23	HOBBS, Melissa		4-9	0-1	0-0	1	3	4	0	8	1	0	0	0	15
44	BUSH, Adrienne		3-5	0-0	7-8	3	5	8	5	13	0	4	0	3	29
TEAM						2	3	5				1			
TOTALS			32-75	5-19	15-24	19	25	44	32	84	11	22	4	9	200

TOT-FG 1stH: 0-0 00.0% 2ndH: 32-75 42.7% OT: 0-0 00.0% Game: 42.7% Deadbl
3pt-FG 1stH: 0-0 00.0% 2ndH: 5-19 26.3% OT: 0-0 00.0% Game: 26.3% Rebs
FThrow 1stH: 0-0 00.0% 2ndH: 15-24 62.5% OT: 0-0 00.0% Game: 62.5% 0, 6

HOME TEAM: Arkansas State 21-10

No.	N A M E		TOT-FG FG-FGA	3-PT FG-FGA	FT-FTA	REBOUNDS OF	DE	TOT	PF	TP	A	TO	BLK	S	MIN
42	Schrock, Vanessa	f	2-8	0-0	3-4	5	3	8	2	7	2	2	0	1	31
34	Davie, Adrianne	c	4-8	0-2	9-12	2	12	14	4	17	4	1	2	0	34
3	Sims, Rudy	g	6-11	2-4	6-8	1	1	2	2	20	3	6	1	2	34
33	Lane, Zaneta	g	6-9	0-0	4-6	3	2	5	4	16	2	3	0	2	18
40	Carter, Ali	g	5-8	1-3	14-19	0	4	4	3	25	3	3	1	2	26
1	Caraway, Katie		1-6	0-0	0-0	0	0	0	3	2	3	0	1	1	26
5	Lock, Kelsey		5-8	0-0	1-2	2	1	3	0	11	1	0	0	0	26
15	Alford, Kelley		0-0	0-0	0-0	0	0	0	0	0	0	1	0	0	1
20	Gragg, Amanda		0-0	0-0	0-0	0	0	0	0	0	0	0	0	0	1
30	Maglaughlin, Ronnie		0-0	0-0	0-0	0	0	0	0	0	0	0	0	0	1
35	Brown, Rachel		0-0	0-0	0-0	0	0	0	1	0	0	0	0	0	1
50	Christian, Tabitha		0-0	0-0	0-0	0	1	1	0	0	0	0	0	0	1
TEAM						0	3	3							
TOTALS			29-58	3-9	37-51	13	27	40	19	98	18	16	5	8	200

TOT-FG 1stH: 0-0 00.0% 2ndH: 29-58 50.0% OT: 0-0 00.0% Game: 50.0% Deadbl
3pt-FG 1stH: 0-0 00.0% 2ndH: 3-9 33.3% OT: 0-0 00.0% Game: 33.3% Rebs
FThrow 1stH: 0-0 00.0% 2ndH: 37-51 72.5% OT: 0-0 00.0% Game: 72.5% 0, 5

OFFICIALS: Ernie Solis, Luis Gonzales, Carla Fountain
TECHNICAL FOULS:
Arkansas - none
Arkansas State - none
ATTENDANCE: 10892

SCORE BY PERIODS:	1st	2nd	OT1	OT2	OT3	OT4	TOTAL
Arkansas	33	51					84
Arkansas State	41	57					98

POSTSEASON WNIT RECORDS

2000 WNIT
3-1, SEMIFINALS



2000 WNIT
vs. Wichita State (First Round)
March 15, 2000
Bud Walton Arena | Fayetteville, Arkansas

OFFICIAL NCAA BASKETBALL BOX SCORE 03-15-00 Fayetteville, Ark.
Licensed To: University of Arkansas FINAL BOX
VISITORS: Wichita State 20-10

NO	PLAYER	FG	FGA	3P	3PA	FT	FTA	OR	DR	TOT	PF	PTS	A	TO	BLK	S	MIN
	Courtney Sims	8	17	6	10	0	0	4	3	7	2	22	1	2	0	1	35
23	LaTeesha Hill	4	13	1	4	1	1	3	5	8	4	10	6	6	1	5	40
24	Jennifer Kaczka	4	8	0	1	5	6	2	2	4	2	13	1	0	0	1	38
33	Raeven King	0	2	0	0	1	5	2	1	3	2	1	1	6	0	1	25
40	Keomi Johnson	6	18	1	5	2	2	1	2	3	4	15	4	3	0	1	32
55	Carrie Duncan	1	2	0	0	0	0	1	0	1	0	2	0	1	0	1	16
05	LaToya Jackson	0	0	0	0	0	0	0	0	0	0	0	0	1	0	0	5
35	Christie Winans	0	0	0	0	0	0	0	4	4	1	0	0	1	0	0	9
	TEAM							1	1	2	3			1			
	TOTALS	23	60	8	20	9	14	14	18	32	18	63	13	21	1	10	200

FG 1st (11/ 28) 39.3 2nd (12/ 32) 37.5 OT Game (23/ 60) 38.3 DEADBALL
3PT 1st (4/ 9) 44.4 2nd (4/ 11) 36.4 OT Game (8/ 20) 40.0 REBOUNDS 3
FT 1st (3/ 3) 100.0 2nd (6/ 11) 54.5 OT Game (9/ 14) 64.3

HOME: Arkansas 15-14

NO	PLAYER	FG	FGA	3P	3PA	FT	FTA	OR	DR	TOT	PF	PTS	A	TO	BLK	S	MIN
03	Amy Wright	3	7	0	1	1	1	1	1	2	1	7	10	7	1	4	29
20	Wendi Willits	5	10	2	5	8	8	0	2	2	0	20	2	1	0	1	29
25	Lonniya Bragg	4	5	0	0	2	3	0	3	3	1	10	0	2	0	0	22
34	Karyn Karlin	1	1	0	0	0	2	0	1	1	2	2	1	2	1	2	26
44	Lakishia Harper	8	12	0	0	0	2	4	3	7	4	16	1	3	0	2	31
22	Dana Cherry	1	2	0	0	1	2	0	1	1	0	3	1	1	0	0	11
55	Brandi Whitehead	2	4	0	1	1	1	0	3	3	4	5	1	1	0	0	16
52	Joy Oakley	2	2	0	0	0	0	0	2	2	2	4	0	1	0	0	10
21	India Lewis	4	10	4	7	0	0	0	4	4	1	12	3	2	0	3	20
33	Celia Anderson	2	4	0	0	0	0	1	1	2	0	4	0	1	0	0	6
	Katrina Nesby	DNP-															
	TEAM							4	4	8	0			0			
	TOTALS	32	57	6	14	13	19	10	25	35	15	83	19	21	2	12	200

FG 1st (18/ 31) 58.1 2nd (14/ 26) 53.8 OT Game (32/ 57) 56.1 DEADBALL
3PT 1st (2/ 8) 25.0 2nd (4/ 6) 66.7 OT Game (6/ 14) 42.9 REBOUNDS 3
FT 1st (3/ 4) 75.0 2nd (10/ 15) 66.7 OT Game (13/ 19) 68.4

Attendance: 2,035
OFFICIALS
#1- Lisa Pitts
#2- Randy Salsbury
#3- Jeff Caudle

SCORE BY PERIODS	1	2	OT	OT	OT	FINAL
Wichita State	29	34				63
Arkansas	41	42				83

TECHNICAL FOULS
Wichita State (3) 16:53 2nd (Coach Smith), 15:53 2nd Hill
8:21 2nd (Coach Smith)

WNIT First Round

This report produced by @game(tm) Basketball DOS 6.01.164.FWNSCH
55 Technology Drive, Lowell, MA 01851 Tel: (978) 275-0200 Fax: (978) 275-0202

2000 WNIT
vs. Missouri (Second Round)
March 18, 2000
Bud Walton Arena | Fayetteville, Arkansas

OFFICIAL NCAA BASKETBALL BOX SCORE 03-18-00 Fayetteville, Ark.
Licensed To: University of Arkansas FINAL BOX
VISITORS: Missouri 18-12

NO	PLAYER	FG	FGA	3P	3PA	FT	FTA	OR	DR	TOT	PF	PTS	A	TO	BLK	S	MIN
	Amy Monsees	10	16	0	0	0	0	3	11	14	5	20	4	2	0	3	39
22	Tracy Franklin	2	6	1	2	0	0	2	0	2	1	5	5	3	1	0	27
24	Amanda Lassiter	8	20	3	6	1	2	1	5	6	5	20	3	7	1	2	37
32	Natalie Bright	3	7	0	0	2	2	2	3	5	4	8	3	1	0	2	30
55	Marlena Williams	6	8	0	0	0	0	2	2	4	5	12	2	3	1	1	30
44	Julie Helm	6	12	0	2	2	4	2	3	5	2	14	5	4	1	0	30
15	Kerensa Barr	2	4	1	1	0	1	0	3	3	1	5	2	3	0	1	16
31	Wannette Smith	2	6	0	0	0	0	2	1	3	1	4	0	0	2	0	13
52	Melissa Statham	0	1	0	0	0	0	0	0	0	1	0	0	0	0	0	3
45	Ekpe Akpaffiong	0	0	0	0	0	0	0	0	0	0	0	1	0	0	0	0
54	Sally Albers	DNP-															
25	Ali Johnston	DNP-															
	TEAM							1	3	4	0			1			
	TOTALS	39	80	5	11	5	9	15	31	46	25	88	25	24	6	9	225

FG 1st (17/ 33) 51.5 2nd (18/ 39) 46.2 OT (4/ 8) 50.0 Game (39/ 80) 48.8 DEADBALL
3PT 1st (2/ 4) 50.0 2nd (3/ 7) 42.9 OT (0/ 0) 0.0 Game (5/ 11) 45.5 REBOUNDS 3
FT 1st (2/ 6) 33.3 2nd (0/ 0) 0.0 OT (3/ 3) 100.0 Game (5/ 9) 55.6

HOME: Arkansas 16-14

NO	PLAYER	FG	FGA	3P	3PA	FT	FTA	OR	DR	TOT	PF	PTS	A	TO	BLK	S	MIN
03	Amy Wright	3	8	1	3	2	4	0	1	1	3	9	4	5	0	2	24
20	Wendi Willits	7	15	3	7	8	9	1	1	2	2	25	3	4	2	1	40
25	Lonniya Bragg	3	5	0	0	1	2	3	5	8	1	7	1	4	0	1	37
34	Karyn Karlin	2	5	0	0	3	8	1	4	5	3	7	1	1	0	1	23
44	Lakishia Harper	3	9	0	0	1	4	0	4	4	1	7	2	1	3	4	33
21	India Lewis	3	6	3	6	0	0	0	3	3	1	9	4	2	0	0	20
55	Brandi Whitehead	5	9	0	0	3	3	1	1	2	2	13	1	1	1	3	26
	Dana Cherry	3	8	0	0	2	2	2	4	6	2	8	0	2	0	1	18
52	Joy Oakley	2	3	0	0	0	0	0	0	0	0	4	0	0	0	0	4
33	Celia Anderson	DNP-															
45	Katrina Nesby	DNP-															
	TEAM							2	2	4	0			0			
	TOTALS	31	68	7	16	20	32	10	25	35	15	89	16	20	6	13	225

FG 1st (13/ 30) 43.3 2nd (15/ 32) 46.9 OT (3/ 6) 50.0 Game (31/ 68) 45.6 DEADBALL
3PT 1st (1/ 5) 20.0 2nd (6/ 10) 60.0 OT (0/ 1) 0.0 Game (7/ 16) 43.8 REBOUNDS 10
FT 1st (5/ 8) 62.5 2nd (9/ 17) 52.9 OT (6/ 7) 85.7 Game (20/ 32) 62.5

Attendance: 2,323
OFFICIALS
#1- Kelly Johnson
#2- Nelson Ruskin
#3- Bill Wiggins

SCORE BY PERIODS	1	2	OT	OT	OT	FINAL
Missouri	38	39	11			88
Arkansas	32	45	12			89

TECHNICAL FOULS: NONE

WNIT Second Round

Fouled out:
Missouri, #5, Monsees (0:22.5 2H)
#55, Williams (2:34 OT)
#24, Lassiter (0:36.8 OT)

This report produced by @game(tm) Basketball DOS 6.01.164.FWNSCH
55 Technology Drive, Lowell, MA 01851 Tel: (978) 275-0200 Fax: (978) 275-0202

POSTSEASON WNIT RECORDS

2000 WNIT
3-1 SEMIFINALS

2000 WNIT
vs. Georgia Tech (Quarterfinals)
March 21, 2000
Bud Walton Arena | Fayetteville, Arkansas

OFFICIAL NCAA BASKETBALL BOX SCORE 03-21-00 Fayetteville, Ark.
Licensed To: University of Arkansas FINAL BOX
VISITORS: Georgia Tech 17-14

NO	PLAYER	FG	FGA	3P	3PA	FT	FTA	OR	DR	TOT	PF	PTS	A	TO	BLK	S	MIN
	Danielle Donehew	3	10	2	8	0	0	0	2	2	1	8	2	2	0	0	24
12	Amy Lingenfelder	4	11	2	7	0	0	0	1	1	1	10	1	4	0	1	28
13	Nina Barlin	5	11	0	1	6	8	3	1	4	4	16	7	6	0	1	31
32	Jaime Kruppa	3	6	0	0	0	0	2	6	8	5	6	1	2	0	2	35
34	Regina Tate	3	6	0	0	0	0	4	5	9	4	6	1	1	0	3	32
31	Milli Martinez	6	12	0	0	0	0	1	2	3	3	12	2	4	0	4	28
43	Candice McCallum	0	0	0	0	0	0	0	0	0	4	0	0	1	0	0	6
04	Alex Stewart	2	5	0	0	1	1	0	0	0	0	5	3	3	0	1	10
20	Tamika Boatner	2	2	0	0	0	0	0	0	0	0	4	0	0	0	0	6
03	Ashley Ebert	DNP-															
35	Lindsey Aves	DNP-															
33	Sonja Mallory	DNP-															
	TEAM							2	1	3	0			0			
	TOTALS	28	63	4	16	7	9	12	18	30	22	67	17	23	0	12	200

FG 1st (15/ 36) 41.7 2nd (13/ 27) 48.1 OT Game (28/ 63) 44.4 DEADBALL
3PT 1st (2/ 8) 25.0 2nd (2/ 8) 25.0 OT Game (4/ 16) 25.0 REBOUNDS 2
FT 1st (2/ 2) 100.0 2nd (5/ 7) 71.4 OT Game (7/ 9) 77.8

HOME: Arkansas 17-14

NO	PLAYER	FG	FGA	3P	3PA	FT	FTA	OR	DR	TOT	PF	PTS	A	TO	BLK	S	MIN
03	Amy Wright	1	7	0	1	5	6	0	1	1	1	7	1	3	0	1	22
20	Wendi Willits	2	6	0	4	0	0	0	3	3	0	4	3	5	2	3	37
25	Lonniya Bragg	9	9	0	0	0	2	4	5	9	1	18	1	4	0	1	31
34	Karyn Karlin	0	3	0	0	2	2	1	3	4	4	2	2	3	0	2	22
44	Lakishia Harper	0	3	0	0	0	0	0	2	2	1	0	1	0	0	0	17
22	Dana Cherry	6	7	0	0	0	0	3	4	7	2	12	2	5	0	0	18
[illegible]	Brandi Whitehead	2	6	1	3	6	7	0	1	1	1	11	1	1	0	0	20
	India Lewis	4	7	3	6	3	4	0	1	1	4	14	4	1	0	2	27
33	Celia Anderson	4	4	0	0	2	2	1	1	2	0	10	0	2	0	0	6
52	Joy Oakley	DNP-															
45	Katrina Nesby	DNP-															
	TEAM							1	0	1	0			0			
	TOTALS	28	52	4	14	18	23	10	21	31	14	78	15	24	2	9	200

FG 1st (16/ 28) 57.1 2nd (12/ 24) 50.0 OT Game (28/ 52) 53.8 DEADBALL
3PT 1st (1/ 6) 16.7 2nd (3/ 8) 37.5 OT Game (4/ 14) 28.6 REBOUNDS 3
FT 1st (2/ 3) 66.7 2nd (16/ 20) 80.0 OT Game (18/ 23) 78.3

Attendance: 4,022
OFFICIALS
#1- Eddie Miller
#2- Wes Dean
#3- Joe Cunningham

SCORE BY PERIODS	1	2	OT	OT	OT	FINAL
Georgia Tech	34	33				67
Arkansas	35	43				78

TECHNICAL FOULS: NONE

WNIT Third Round

Fouled out: Georgia Tech: #32, Kruppa (0:54.6)

This report produced by @game(tm) Basketball DOS 6.01.164.FWNSCH
55 Technology Drive, Lowell, MA 01851 Tel: (978) 275-0200 Fax: (978) 275-0202

2000 WNIT
vs. Florida (Semifinals)
March 25, 2000
Bud Walton Arena | Fayetteville, Arkansas

OFFICIAL NCAA BASKETBALL BOX SCORE 03-25-00 Fayetteville, AR
Licensed To: University of Arkansas FINAL BOX

VISITORS: Florida 21-12

NO	PLAYER	FG	FGA	3P	3PA	FT	FTA	OR	DR	TOT	PF	PTS	A	TO	BLK	S	MIN
00	Tamara Stocks	4	7	0	0	0	0	1	1	2	4	8	0	6	0	1	15
05	Tombi Bell	3	4	0	0	0	1	0	3	3	2	6	5	2	0	2	25
12	Tiffany Travis	3	9	0	1	2	2	1	2	3	3	8	1	3	0	0	27
43	Naomi Mobley	7	9	0	0	3	5	1	10	11	2	17	1	4	0	0	34
44	Tonya Washington	10	18	4	7	0	0	2	1	3	1	24	2	2	0	2	36
11	Brandi McCain	5	9	2	5	3	3	0	1	1	3	15	7	2	0	2	31
24	Kelly Freeman	0	1	0	0	0	0	1	1	2	0	0	0	0	1	0	13
13	Erin O'Neil	1	2	0	0	0	0	0	4	4	3	2	2	0	1	0	16
25	Monique Cardenas	0	0	0	0	0	0	0	0	0	2	0	0	0	0	0	2
42	Candace Cunningham	1	1	1	1	0	0	0	0	0	0	3	0	1	0	1	1
34	Lindsey DeLoach	DNP-															
32	Jameelah Trimble	DNP-															
21	Misty Knight	DNP-															
10	Nikki Tibbs	DNP-															
	TEAM							3	4	7	0			0			
	TOTALS	34	60	7	14	8	11	9	27	36	20	83	18	20	2	8	200

FG 1st (18/ 31) 58.1 2nd (16/ 29) 55.2 OT Game (34/ 60) 56.7 DEADBALL
3PT 1st (3/ 6) 50.0 2nd (4/ 8) 50.0 OT Game (7/ 14) 50.0 REBOUNDS 0
FT 1st (3/ 4) 75.0 2nd (5/ 7) 71.4 OT Game (8/ 11) 72.7

HOME: Arkansas 17-15

NO	PLAYER	FG	FGA	3P	3PA	FT	FTA	OR	DR	TOT	PF	PTS	A	TO	BLK	S	MIN
03	Amy Wright	3	4	0	0	3	3	0	2	2	3	9	7	4	0	1	25
20	Wendi Willits	3	11	2	5	0	1	3	2	5	2	8	0	0	1	0	30
25	Lonniya Bragg	6	7	0	0	4	6	1	2	3	3	16	0	4	0	0	27
34	Karyn Karlin	5	9	0	0	1	2	0	4	4	3	11	2	3	1	1	33
44	Lakishia Harper	2	6	0	0	4	5	2	2	4	2	8	2	0	0	1	21
00	India Lewis	1	8	1	8	0	0	0	2	2	0	3	5	1	0	0	24
22	Dana Cherry	0	1	0	0	0	0	0	1	1	0	0	0	5	0	1	14
33	Celia Anderson	0	2	0	0	0	0	0	1	1	0	0	0	1	0	0	4
55	Brandi Whitehead	3	7	0	2	0	0	0	1	1	2	6	0	1	0	1	18
52	Joy Oakley	0	1	0	0	1	2	0	1	1	0	1	0	0	1	1	4
45	Katrina Nesby	DNP-															
	TEAM							3	2	5	0			0			
	TOTALS	23	56	3	15	13	19	9	20	29	15	62	16	19	3	6	200

FG 1st (8/ 28) 28.6 2nd (15/ 28) 53.6 OT Game (23/ 56) 41.1 DEADBALL
3PT 1st (2/ 7) 28.6 2nd (1/ 8) 12.5 OT Game (3/ 15) 20.0 REBOUNDS 3
FT 1st (7/ 8) 87.5 2nd (6/ 11) 54.5 OT Game (13/ 19) 68.4

Attendance: 3,862

OFFICIALS
#1- Bryan Enterline
#2- Don Hudson
#3- Wilson Rosemond

SCORE BY PERIODS	1	2	OT	OT	OT	FINAL
Florida	42	41				83
Arkansas	25	37				62

TECHNICAL FOULS: NONE

POINTS OFF TURNOVERS: Arkansas 12 Florida 18
SECOND CHANCE POINTS: Arkansas 9 Florida 16
WNIT Semifinals

This report produced by The Official Book for Basketball(tm) 6.00.143.FWNSC
Software and reports - (c) 1997 The Sports Alliance. All Rights Reserved.
PO Box 647, Middletown, NJ 07748 Tel: (732) 796-9810 Fax: (732) 796-9812

Front row (L–R): senior Karyn Karlin, freshman Lakishia Harper, junior Wendi Willits, freshman Dana Cherry, sophomore Amy Wright, freshman India Lewis, junior Lonniya Bragg. Back Row (L–R): Administrative Assistant Mike Neighbors, manager Malina Qaddoumi, manager Jason Clemons, Assistant Coach Vic Schaefer, Assistant Coach Trenia Tillis, senior Brandi Whitehead, junior Celia Anderson, freshman Katrina Nesby, sophomore Joy Oakley, Assistant Coach Amber Shirey, Head Coach Gary Blair, student trainer Tomika Jones, manager Amira Qaddoumi, trainer Sean Collins.

POSTSEASON WNIT RECORDS

1999 WNIT
WNIT CHAMPIONS



1999 WNIT
vs. Northwestern State (First Round)
March 12, 1999
Bud Walton Arena | Fayetteville, Arkansas

OFFICIAL NCAA BASKETBALL BOX SCORE 03-12-99 Fayetteville, Ark.
Licensed To: University of Arkansas — FINAL BOX

VISITORS: Northwestern St. 22-7

NO	PLAYER	FG	FGA	3P	3PA	FT	FTA	OR	DR	TOT	PF	PTS	A	TO	BLK	S	MIN
	Louise Chase	3	12	0	0	5	10	6	5	11	4	11	2	8	1	1	32
14	Sonya Bearden	4	12	2	5	2	2	3	4	7	2	12	1	3	0	1	25
30	Kia Converse	5	16	1	4	2	4	7	3	10	2	13	0	3	0	1	40
34	Judy Clark	7	14	2	4	4	7	0	1	1	1	20	3	5	0	2	40
42	Jamila Newman	0	2	0	0	2	2	2	2	4	4	2	0	4	0	0	25
20	Jennifer Graf	1	5	0	0	0	0	1	5	6	0	2	0	1	0	0	15
12	Nikki Vernon	0	0	0	0	0	0	0	0	0	2	0	1	0	0	0	8
32	Tweety Evans	0	2	0	0	0	0	2	2	4	0	0	0	1	0	0	15
31	Emily Huey	DNP-															
05	Jennifer Price	DNP-															
21	Anna Means	DNP-															
52	Demetria Roberts	DNP-															
	TEAM							3	1	4	0		1				
	TOTALS	20	63	5	13	15	25	24	23	47	15	60	7	26	1	5	200

FG 1st (6/ 32) 18.8 2nd (14/ 31) 45.2 OT Game (20/ 63) 31.7 DEADBALL
3PT 1st (1/ 7) 14.3 2nd (4/ 6) 66.7 OT Game (5/ 13) 38.5 REBOUNDS 7
FT 1st (5/ 10) 50.0 2nd (10/ 15) 66.7 OT Game (15/ 25) 60.0

HOME: Arkansas 16-14

NO	PLAYER	FG	FGA	3P	3PA	FT	FTA	OR	DR	TOT	PF	PTS	A	TO	BLK	S	MIN
03	Amy Wright	2	5	0	2	2	3	1	1	2	1	6	11	3	0	4	28
20	Wendi Willits	7	14	1	5	0	2	1	3	4	1	15	0	3	0	2	35
25	Lonniya Bragg	9	11	0	0	4	6	3	4	7	3	22	0	2	0	2	26
30	Sytia Messer	7	12	0	1	2	4	4	4	8	2	16	2	0	0	1	30
55	Brandi Whitehead	2	5	0	2	0	0	1	1	2	3	4	2	2	0	1	17
	Tennille Adams	0	3	0	1	0	0	0	3	3	5	0	1	1	0	0	12
52	Joy Oakley	1	2	0	0	0	0	0	0	0	1	2	0	1	1	0	8
22	Kamara Stancle	2	6	0	2	1	2	1	1	2	2	5	2	1	1	2	12
40	Carrie Satterfield	1	4	0	1	0	0	0	1	1	1	2	1	1	1	0	14
33	Celia Anderson	3	7	0	0	0	0	5	1	6	0	6	0	0	1	0	10
35	Treva Christensen	0	2	0	1	0	0	1	2	3	1	0	2	1	1	0	8
	TEAM							1	2	3	0		0				
	TOTALS	34	71	1	15	9	17	18	23	41	20	78	21	15	5	12	200

FG 1st (13/ 33) 39.4 2nd (21/ 38) 55.3 OT Game (34/ 71) 47.9 DEADBALL
3PT 1st (1/ 10) 10.0 2nd (0/ 5) 0.0 OT Game (1/ 15) 6.7 REBOUNDS 3
FT 1st (2/ 6) 33.3 2nd (7/ 11) 63.6 OT Game (9/ 17) 52.9

Attendance: 1,282

OFFICIALS
#1- Don Hudson
#2- Lyndon Polk
#3- Randy Salsbury

SCORE BY PERIODS	1	2	OT	OT	OT	FINAL
Northwestern St.	18	42				60
Arkansas	29	49				78

TECHNICAL FOULS: NONE

POINTS OFF TURNOVERS: Arkansas 32 Northwestern St. 10
SECOND CHANCE POINTS: Arkansas 18 Northwestern St. 18

Fouled out: Arkansas #13 Adams (3:02)

This report produced by The Official Book for Basketball(tm) 6.00.143.FWNSCH
Software and reports - (c) 1997 The Sports Alliance. All Rights Reserved.
PO Box 647, Middletown, NJ 07748 Tel: (732) 796-9810 Fax: (732) 796-9812

1999 WNIT
vs. Oklahoma (Second Round)
March 14, 1999
Bud Walton Arena | Fayetteville, Arkansas

OFFICIAL NCAA BASKETBALL BOX SCORE 03-14-99 Fayetteville, Ark.
Licensed To: University of Arkansas — FINAL BOX

VISITORS: Oklahoma 15-14

NO	PLAYER	FG	FGA	3P	3PA	FT	FTA	OR	DR	TOT	PF	PTS	A	TO	BLK	S	MIN
6	Desiree Taylor	2	3	0	0	0	0	2	2	4	5	4	1	3	0	0	14
20	LaNeishea Caufield	9	15	0	0	6	9	2	4	6	1	24	5	2	0	2	45
21	Stacey Dales	3	8	1	3	2	4	1	5	6	5	9	9	7	1	1	30
34	Phylesha Whaley	14	23	4	6	8	9	3	8	11	2	40	1	4	0	0	44
40	Shannon Selmon	1	3	0	1	0	0	0	2	2	2	2	2	1	0	1	21
13	Sunny Hardeman	1	1	0	0	0	0	0	0	0	4	2	3	3	0	0	15
22	Michele Workman	2	5	0	2	4	4	1	1	2	5	8	0	0	0	1	25
15	Jennifer Cunningham	2	3	0	0	0	0	1	3	4	4	4	0	0	1	0	16
14	Jaimie Anderson	0	1	0	0	0	0	0	5	5	4	0	0	2	0	0	15
32	Kelley Workman	0	0	0	0	0	0	0	0	0	1	0	0	0	0	0	0
31	Nola Wainohu	DNP-															
24	Zuzana Krumlova	DNP-															
11	Miranda Stacy	DNP-															
	TEAM							1	1	2	1		0				
	TOTALS	34	62	5	12	20	26	11	31	42	34	93	21	22	2	5	225

FG 1st (16/ 28) 57.1 2nd (14/ 24) 58.3 OT (4/ 10) 40.0 Game (34/ 62) 54.8 DEADBALL
3PT 1st (1/ 4) 25.0 2nd (2/ 5) 40.0 OT (2/ 3) 66.7 Game (5/ 12) 41.7 REBOUNDS 3
FT 1st (13/ 13) 100.0 2nd (7/ 13) 53.8 OT (0/ 0) 0.0 Game (20/ 26) 76.9

HOME: Arkansas 17-14

NO	PLAYER	FG	FGA	3P	3PA	FT	FTA	OR	DR	TOT	PF	PTS	A	TO	BLK	S	MIN
03	Amy Wright	2	3	0	0	1	4	1	1	2	4	5	7	1	0	0	25
20	Wendi Willits	12	22	7	16	4	4	1	1	2	2	35	2	1	0	1	44
25	Lonniya Bragg	4	10	0	0	4	9	4	6	10	0	12	0	2	1	2	41
30	Sytia Messer	7	15	1	2	8	10	3	4	7	4	23	4	2	0	0	33
55	Brandi Whitehead	4	6	0	1	1	3	2	2	4	2	9	2	1	1	0	22
40	Carrie Satterfield	0	0	0	0	0	0	0	0	0	1	0	1	0	0	0	9
22	Kamara Stancle	0	4	0	2	0	0	1	0	1	2	0	1	3	0	0	14
13	Tennille Adams	2	6	0	0	3	4	0	3	3	2	7	0	0	0	1	24
33	Celia Anderson	0	0	0	0	2	8	0	1	1	3	2	0	1	0	0	3
35	Treva Christensen	2	5	0	0	0	0	1	0	1	1	4	0	1	0	0	10
52	Joy Oakley	DNP-															
	TEAM							3	1	4	0		0				
	TOTALS	33	71	8	21	23	42	16	19	35	21	97	17	12	2	4	225

FG 1st (15/ 34) 44.1 2nd (14/ 31) 45.2 OT (4/ 6) 66.7 Game (33/ 71) 46.5 DEADBALL
3PT 1st (4/ 12) 33.3 2nd (2/ 5) 40.0 OT (2/ 4) 50.0 Game (8/ 21) 38.1 REBOUNDS 11
FT 1st (4/ 15) 26.7 2nd (15/ 19) 78.9 OT (4/ 8) 50.0 Game (23/ 42) 54.8

Attendance: 890

OFFICIALS
#1- Don Hudson
#2- Lyndon Polk
#3- Lisa Pitts

SCORE BY PERIODS	1	2	OT	OT	OT	FINAL
Oklahoma	46	37	10			93
Arkansas	38	45	14			97

TECHNICAL FOULS
INDIVIDUAL:
Oklahoma (1) 5:53 2nd Hardeman

POINTS OFF TURNOVERS: Arkansas 32 Oklahoma 16
SECOND CHANCE POINTS: Arkansas 26 Oklahoma 12
Fouled out:
Oklahoma #00, Taylor (7:23 2H)
#21, Dales (3:01 2H)
#22, M.Workman (3:32 OT)

This report produced by The Official Book for Basketball(tm) 6.00.143.FWNSCH
Software and reports - (c) 1997 The Sports Alliance. All Rights Reserved.

POSTSEASON WNIT RECORDS

1999 WNIT
vs. Drake (Semifinals)
March 20, 1999
Bud Walton Arena | Fayetteville, Arkansas

OFFICIAL NCAA BASKETBALL BOX SCORE 03-20-99 Fayetteville, Ark.
Licensed To: University of Arkansas — SECOND HALF

VISITORS: Drake 21-10

NO	PLAYER	FG	FGA	3P	3PA	FT	FTA	OR	DR	TOT	PF	PTS	A	TO	BLK	S	MIN
04	Tammi Blackstone	2	3	0	0	0	2	0	0	0	0	4	0	0	0	0	5
11	Kristin Santa	0	4	0	3	2	2	0	2	2	1	2	2	1	0	3	11
20	Stephanie Schmitz	1	3	0	1	2	2	0	1	1	1	4	2	5	0	2	13
34	Erin Richards	3	5	1	2	0	0	1	0	1	0	7	1	1	0	1	15
44	Haley Sames	2	4	0	0	4	4	0	4	4	1	8	1	2	0	0	19
50	Megan Wright	2	4	0	1	1	2	1	2	3	1	5	1	0	1	0	14
22	Sara Stribe	1	2	0	0	0	0	0	0	0	1	2	0	0	1	0	11
55	Molly Nelson	0	0	0	0	0	0	0	0	0	1	0	0	1	0	0	2
24	Allyson Glazebrook	0	1	0	0	0	0	1	1	2	0	0	0	1	0	0	4
12	Kris Horner	0	1	0	1	0	0	0	0	0	0	0	0	1	0	1	3
14	Kristin Crowley	0	0	0	0	0	0	0	0	0	1	0	0	1	0	0	3
	TEAM							4	1	5	0			0			
	TOTALS	11	27	1	8	9	12	7	11	18	7	32	7	13	2	7	100

FG	1st (7/ 26)	26.9	2nd (11/ 27)	40.7	OT	Game (18/ 53)	34.0 DEADBALL
3PT	1st (3/ 11)	27.3	2nd (1/ 8)	12.5	OT	Game (4/ 19)	21.1 REBOUNDS 2
FT	1st (7/ 8)	87.5	2nd (9/ 12)	75.0	OT	Game (16/ 20)	80.0

HOME: Arkansas 19-14

NO	PLAYER	FG	FGA	3P	3PA	FT	FTA	OR	DR	TOT	PF	PTS	A	TO	BLK	S	MIN
03	Amy Wright	0	0	0	0	0	0	0	1	1	3	0	2	1	0	0	9
20	Wendi Willits	2	5	2	5	0	0	0	2	2	0	6	1	0	0	0	15
25	Lonniya Bragg	5	6	0	0	1	1	1	0	1	0	11	0	1	0	0	13
30	Sytia Messer	2	5	0	1	2	2	1	3	4	0	6	3	1	0	0	9
55	Brandi Whitehead	2	4	0	0	0	0	1	3	4	1	4	0	1	0	1	9
13	Tennille Adams	0	1	0	0	0	0	0	1	1	0	0	2	0	1	0	9
22	Kamara Stancle	2	3	0	0	1	2	0	1	1	0	5	0	2	0	1	6
	Celia Anderson	1	1	0	0	0	0	0	0	0	0	2	0	0	0	1	3
35	Treva Christensen	2	5	1	2	0	0	0	0	0	2	5	4	2	1	0	12
40	Carrie Satterfield	0	0	0	0	0	2	0	0	0	2	0	0	0	0	0	11
52	Joy Oakley	0	1	0	0	0	0	0	0	0	1	0	0	1	0	1	4
	TEAM							1	0	1	0			0			
	TOTALS	16	31	3	8	4	7	4	11	15	9	39	12	9	2	4	100

FG	1st (14/ 34)	41.2	2nd (16/ 31)	51.6	OT	Game (30/ 65)	46.2 DEADBALL
3PT	1st (1/ 6)	16.7	2nd (3/ 8)	37.5	OT	Game (4/ 14)	28.6 REBOUNDS 2
FT	1st (12/ 14)	85.7	2nd (4/ 7)	57.1	OT	Game (16/ 21)	76.2

Attendance: 9,041

OFFICIALS
#1- Eddie Miller
#2- Terri Maddock
#3- Kelly Johnson

SCORE BY PERIODS	1	2	OT	OT	OT	FINAL
Drake	24	32				56
Arkansas	41	39				80

TECHNICAL FOULS: NONE

POINTS OFF TURNOVERS: Arkansas 11 Drake 7
SECOND CHANCE POINTS: Arkansas 6 Drake 5

This report produced by The Official Book for Basketball(tm) 6.00.143.FWNSCH
Software and reports - (c) 1997 The Sports Alliance. All Rights Reserved.
PO Box 647, Middletown, NJ 07748 Tel: (732) 796-9810 Fax: (732) 796-9812

1999 WNIT
vs. Rice (Quarterfinals)
March 17, 1999
Bud Walton Arena | Fayetteville, Arkansas

OFFICIAL NCAA BASKETBALL BOX SCORE 03-17-99 Fayetteville, Ark.
Licensed To: University of Arkansas — FINAL BOX

VISITORS: Rice 20-12

NO	PLAYER	FG	FGA	3P	3PA	FT	FTA	OR	DR	TOT	PF	PTS	A	TO	BLK	S	MIN
21	Charonda Wilson	2	4	1	1	0	0	1	0	1	5	5	8	2	0	1	35
23	Kim Smallwood	7	9	0	0	6	6	3	5	8	5	20	1	0	1	4	31
25	Marla Brumfield	5	14	1	1	1	2	0	7	7	3	12	2	6	0	3	35
33	Kirra Jordan	6	13	0	2	3	4	0	1	1	4	15	0	3	0	0	28
52	Jennifer Hamilton	2	5	0	0	6	6	2	1	3	2	10	0	2	1	1	22
12	Ashley Duncan	0	3	0	2	0	0	0	1	1	1	0	0	1	0	0	14
35	Suzanne Koy	2	6	0	0	1	2	4	1	5	2	5	0	0	0	0	23
20	LaToya Brown	1	4	1	3	0	0	0	1	1	1	3	1	0	0	1	12
44	Aarika Florus	DNP-															
	TEAM							1	0	1	0			1			
	TOTALS	25	58	3	9	17	20	11	17	28	23	70	12	15	2	10	200

FG	1st (13/ 27)	48.1	2nd (12/ 31)	38.7	OT	Game (25/ 58)	43.1 DEADBALL
3PT	1st (0/ 3)	0.0	2nd (3/ 6)	50.0	OT	Game (3/ 9)	33.3 REBOUNDS 3
FT	1st (7/ 7)	100.0	2nd (10/ 13)	76.9	OT	Game (17/ 20)	85.0

HOME: Arkansas 18-14

NO	PLAYER	FG	FGA	3P	3PA	FT	FTA	OR	DR	TOT	PF	PTS	A	TO	BLK	S	MIN
03	Amy Wright	2	3	0	1	5	8	0	1	1	0	9	3	5	0	0	26
20	Wendi Willits	4	8	3	6	0	0	0	5	5	3	11	1	2	1	0	33
25	Lonniya Bragg	6	8	0	0	6	7	2	5	7	2	18	0	2	0	2	36
30	Sytia Messer	5	10	1	3	3	4	2	3	5	2	14	1	3	0	2	33
55	Brandi Whitehead	1	3	0	0	0	0	1	0	1	4	2	0	3	0	1	20
22	Kamara Stancle	4	6	0	0	0	0	2	1	3	3	8	1	0	0	0	14
40	Carrie Satterfield	0	2	0	1	2	3	0	0	0	3	2	3	3	0	0	14
13	Tennille Adams	5	10	0	0	2	2	4	4	8	2	12	0	0	0	0	21
35	Treva Christensen	0	2	0	0	0	0	0	0	0	0	0	1	1	0	0	3
	Joy Oakley	DNP-															
33	Celia Anderson	DNP-															
	TEAM							1	1	2	0			0			
	TOTALS	27	52	4	11	18	24	12	20	32	19	76	10	19	1	5	200

FG	1st (15/ 27)	55.6	2nd (12/ 25)	48.0	OT	Game (27/ 52)	51.9 DEADBALL
3PT	1st (3/ 6)	50.0	2nd (1/ 5)	20.0	OT	Game (4/ 11)	36.4 REBOUNDS 4
FT	1st (9/ 11)	81.8	2nd (9/ 13)	69.2	OT	Game (18/ 24)	75.0

Attendance: 3,492

OFFICIALS
#1- Bobby Giles
#2- Wilson Rosemond
#3- Larry DeWitt

SCORE BY PERIODS	1	2	OT	OT	OT	FINAL
Rice	33	37				70
Arkansas	42	34				76

TECHNICAL FOULS: NONE

POINTS OFF TURNOVERS: Arkansas 24 Rice 21
SECOND CHANCE POINTS: Arkansas 19 Rice 12

Fouled out: Rice #23 Smallwood (1:31)
#21 Wilson (0:29.4)

This report produced by The Official Book for Basketball(tm) 6.00.143.FWNSCH
Software and reports - (c) 1997 The Sports Alliance. All Rights Reserved.
PO Box 647, Middletown, NJ 07748 Tel: (732) 796-9810 Fax: (732) 796-9812

1999 WNIT
vs. Wisconsin (Finals)
March 23, 1999
Bud Walton Arena | Fayetteville, Arkansas

OFFICIAL NCAA BASKETBALL BOX SCORE 03-23-99 Fayetteville, Ark.
Licensed To: University of Arkansas — FINAL BOX

VISITORS: Wisconsin 18-14

NO	PLAYER	FG	FGA	3P	3PA	FT	FTA	OR	DR	TOT	PF	PTS	A	TO	BLK	S	MIN
14	Kelley Paulus	5	13	0	0	2	2	0	0	0	1	12	0	2	0	0	31
24	Dee Dee Pate	2	4	0	0	0	1	1	3	4	3	4	4	7	0	1	30
25	LaTonya Sims	8	19	1	3	4	9	2	4	6	2	21	2	0	1	0	37
30	Tamara Moore	3	9	0	1	0	0	4	4	8	5	6	5	3	4	3	33
41	Jessie Stomski	5	7	0	0	2	3	1	2	3	5	12	1	4	0	1	22
32	Kyle Black	1	5	1	2	0	0	1	3	4	3	3	3	1	0	0	18
55	Amy Wiersma	3	4	0	0	0	2	5	10	15	2	6	0	2	0	0	25
54	Missy Konieczny	0	0	0	0	0	0	0	1	1	0	0	0	0	0	0	4
52	Sarah Jirovec	DNP-															
11	Judy Ebeling	DNP-															
35	Christine Cleary	DNP-															
	TEAM							2	3	5	0			1			
	TOTALS	27	61	2	6	8	17	16	30	46	21	64	15	20	5	5	200

FG	1st (11/ 22)	50.0	2nd (16/ 39)	41.0	OT	Game (27/ 61)	44.3 DEADBALL
3PT	1st (1/ 1)	100.0	2nd (1/ 5)	20.0	OT	Game (2/ 6)	33.3 REBOUNDS 5
FT	1st (3/ 4)	75.0	2nd (5/ 13)	38.5	OT	Game (8/ 17)	47.1

HOME: Arkansas 20-14

NO	PLAYER	FG	FGA	3P	3PA	FT	FTA	OR	DR	TOT	PF	PTS	A	TO	BLK	S	MIN
03	Amy Wright	0	4	0	0	3	4	2	1	3	2	3	5	2	0	1	27
20	Wendi Willits	4	11	2	7	5	8	1	2	3	2	15	0	2	0	1	38
22	Kamara Stancle	5	11	1	2	4	4	3	10	13	3	15	3	4	1	1	33
25	Lonniya Bragg	3	9	0	0	0	2	1	3	4	3	6	4	2	0	0	35
55	Brandi Whitehead	3	8	0	2	0	0	0	1	1	1	6	0	1	0	1	19
	Treva Christensen	2	6	0	1	0	0	0	1	1	2	4	0	1	0	3	11
13	Tennille Adams	6	9	0	0	1	1	1	0	1	1	13	1	0	1	1	24
40	Carrie Satterfield	2	3	1	1	0	0	0	0	0	1	5	4	0	0	0	11
52	Joy Oakley	0	0	0	0	0	0	0	0	0	1	0	0	0	0	0	2
33	Celia Anderson	DNP-															
30	Sytia Messer	DNP-															
	TEAM							1	2	3	0			0			
	TOTALS	25	61	4	13	13	19	9	20	29	16	67	17	12	2	8	200

FG	1st (16/ 36)	44.4	2nd (9/ 25)	36.0	OT	Game (25/ 61)	41.0 DEADBALL
3PT	1st (2/ 5)	40.0	2nd (2/ 8)	25.0	OT	Game (4/ 13)	30.8 REBOUNDS 5
FT	1st (2/ 2)	100.0	2nd (11/ 17)	64.7	OT	Game (13/ 19)	68.4

Attendance: 14,161

OFFICIALS
#1- Don Hudson
#2- Eddie Miller
#3- Terri Maddock

SCORE BY PERIODS	1	2	OT	OT	OT	FINAL
Wisconsin	26	38				64
Arkansas	36	31				67

TECHNICAL FOULS: NONE

POINTS OFF TURNOVERS: Arkansas 24 Wisconsin 5
SECOND CHANCE POINTS: Arkansas 16 Wisconsin 17

Fouled out:
Wisconsin #41, Stomski (5:41)
#30, Moore (0:25.7)

Front row (L–R): Amy Wright, Krystal Osborne, Wendi Willits, Sytia Messer, Kamara Stancle, Lonniya Bragg, Carrie Satterfield. Back row (L–R): manager Malina Qaddoumi, student trainer Christie Clem, Assistant Coach Vic Schaefer, Athletic Trainer Kris Ring, Assistant Coach Trenia Tillis, Brandi Whitehead, Tennille Adams, Karyn Karlin, Celia Anderson, Treva Christensen, Joy Oakley, Head Coach Gary Blair, Assistant Coach Amber Nicholas, manager Jason Clemons, manager Amira Qaddoumi.



ALL-TIME ROSTERS

1976-77

NO.	NAME	HOMETOWN
15	Joyce Underdown	Green Forest, Ark.
20	Joanie Johnston	Little Rock, Ark.
21	Camille Yancey	Marvell, Ark.
23	Pat Keck	Rogers, Ark.
24	Marsha Lackey–Vining	Eufaula, Okla.
25	Jeanette Cowherd	Purdy, Mo.
30	Debbie Roe	Elkins, Ark.
31	Deborah Cooper	Harrison, Ark.
32	Tami Thompson	Pine Bluff, Ark.
33	Carol Ann Riggs	Fayetteville, Ark.
34	Deanna Barnes	
35	Celeste Holman	
40	Karen Osborne	
42	Joy Dillard	Dermot, Ark.

Head Coach: Sharon Ogle

Front Row (L–R): Jeanette Cowherd, Deborah Cooper, Camille Yancey, Carol Ann Riggs, Joanie Johnston, Karen Osborne, Pat Keck. Back Row (L–R): trainer Jerry Cohen, Debbie Roe, Marsha Lackey–Vining, Joyce Underdown, Joy Dillard, Celeste Holman, Tami Thompson, Deanna Barnes, manager Gail Saulsbury, Head Coach Sharon Ogle.

1977-78

NO.	NAME	HOMETOWN
14	Mary Lynn Ederington	Warren, Ark.
15	Debbie Roe	Elkins, Ark.
21	Camille Yancey	Marvell, Ark.
22	Peggy Price	
23	Tamera Scherm	Carlisle, Ark.
24	Marsha Lackey–Vining	Eufaula, Okla.
25	Jeanette Cowherd	Purdy, Mo.
30	Sheila Burns	Cave City, Ark.
31	Sherry Smith	Huntsville, Ark.
32	Kathy Rowland	Mountain Home, Ark.
33	Carol Ann Riggs	Fayetteville, Ark.
35	Betsy Broyles	Fayetteville, Ark.
42	Joy Dillard	Dermot, Ark.

Head Coach: Sharon Ogle

Front Row (L–R): Tamera Scherm, Mary Lynn Ederington, Peggy Price, Jeanette Cowherd, Carol Ann Riggs, Marsha Lackey–Vining, Camille Yancey. Back Row (L–R): manager Dianne Lewis, Sheila Burns, Kathy Rowland, Sherry Smith, Joy Dillard, Betsy Broyles, Debbie Roe, Melanie Browder, Head Coach Sharon Ogle, trainer Jerry Cohen.

1978-79

NO.	NAME	HOMETOWN
11/24	L'Anna Howard	
12	Sandy Scranton	Elkins, Ark.
14	Donna Buccella	Huntington, Ark.
22	Peggy Price	
21/23	Marsha Johnson	Van Buren, Ark.
30	Debbie Roe	Elkins, Ark.
31	Trisha Cooper	Benton, Ark.
32	Kathy Caton	Inola, Okla.
33	Monica Van Parys	Vilonia, Ark.
35	Betsy Broyles	Fayetteville, Ark.
35	Sharon Delph	Conway, Ark.
42	Joy Dillard	Dermott, Ark.
44	Lita Stricklin	Gurdon, Ark.

Head Coach: Joan Henn
Assistant Coach: Judy Grayston

Unfortunately, the University of Arkansas does not have a team photo of the 1978–79 team, only this newspaper clipping of a team photo. The members of the 1978–79 team were: Betsy Broyles, Donna Buccella, Kathy Caton, Trisha Cooper, Sharon Delph, L'Anna Howard, Marsha Johnson, Peggy Price, Debbie Roe, Sandy Scranton, Lita Stricklin, Monica Van Parys. The head coach was Joan Henn with assistant coach Judy Grayston. If any former players have a copy of the team photograph, we would like to copy it for our records. Please contact Kylie Magar at the Athletic Communications office.

1979-80

NO.	NAME	HOMETOWN
12	Sandy Scranton	Elkins, Ark.
13	Leah Gordon	Moundville, Ark.
14	Kelly Lipe	Pine Bluff, Ark.
15	Connie Fitzgerald	Fayetteville, Ark.
21	Kathy Caton	Inola, Okla.
22	Tammy Siefkes	Hutchinson, Kan.
23	Marsha Johnson	Van Buren, Ark.
25	Lita Stricklin	Gurdon, Ark.
30	Patrice Gillenwater	Little Rock, Ark.
31	Trisha Cooper	Benton, Ark.
32	Lisa Harris	Rudy, Ark.
33	Monica Van Parys	Vilonia, Ark.
40	Kim Bunge	Bartlesville, Okla.
	George Ana Clark	Harrison, Ark.

Head Coach: Joan Henn
Assistant Coach: Ann Keenan

Front Row (L–R): Trisha Cooper, Lita Stricklin, Monica Van Parys, Kim Bunge, Patrice Gillenwater, Tammy Siefkes, Connie Fitzgerald. Back Row; manager Peggy Price, manager Kristy Weathers, Sandy Scranton, Leah Gordon, George Ana Clark, Assistant Coach Ann Keenan, Head Coach Joan Henn, Kathy Caton, Marsha Johnson, Lisa Harris, Kelly Lipe, trainer Nancy Stevens.

ALL-TIME ROSTERS

1980-81

NO.	NAME	POS.	CL.	HOMETOWN	PPG	RPG
13	Leah Gordon			Moundville, Mo.	5.0	2.4
15	Wendy Schopp			Gravette, Ark.	1.7	0.9
20	Brenda Alexander	G	Jr.	Heber Springs, Ark.	2.5	1.4
23	DeAnn Henry		Fr.	Homer, Alas.	2.4	1.0
21	Cheryl Orcholski	G	Fr.	Milwaukee, Wis.	11.0	2.7
22	Jan Lookadoo			Pea Ridge, Ark.	1.0	0.5
24	Connie Fitzgerald	G	So.	Fayetteville, Ark.	7.9	3.7
25	Cecilia Roark			Hampton, Ark.	0.0	0.0
30	Patrice Gillenwater			Little Rock, Ark.	2.5	1.5
31	Mary Munsch	F	Fr.	Libertyville, Ill.	8.6	4.6
32	Tammy Siefkes		So.	Hutchinson, Kan.	8.7	4.7
33	Monica Van Parys	F	Fr.	Vilonia, Ark.	10.1	6.3
40	Kim Bunge	C	So.	Bartlesville, Okla.	10.1	6.4

Head Coach: Joan Henn
Assistant Coaches: Matilda Willis, Bonnie Foley

Front Row (L–R): Brenda Alexander, Connie Fitzgerald, Cecilia Roark, Jan Lookadoo, Cheryl Orcholski, Leah Gordon. Back Row (L–R): manager Kelly Lipe, trainer Nancy Stevens, Assistant Coach Matilda Willis, Wendy Schopp, Patrice Gillenwater, Mary Munsch, Kim Bunge, Monica Van Parys, Tammy Siefkes, DeAnn Henry, Head Coach Joan Henn, Graduate Assistant Bonnie Foley, manager Peggy Price.

1981-82

NO.	NAME	POS.	CL.	HOMETOWN	PPG	RPG
5	Bettye Fiscus	F	Fr.	Wynne, Ark.	18.7	8.1
20	Brenda Alexander	G	Sr.	Heber Springs, Ark.	0.5	0.8
21	Cheryl Orcholski	G	So.	Milwaukee, Wis.	9.5	2.6
22	Doris Gaiser	G	Fr.	Little Rock, Ark.	3.3	1.3
23	DeAnn Henry	G	So.	Homer, Alas.	1.7	0.7
24	Connie Fitzgerald	G	Jr.	Fayetteville, Ark.	5.6	2.9
31	Mary Munsch	F	So.	Libertyville, Ill.	3.5	2.8
32	Dinah Dickerson	G	So.	Clarksville, Ark.	2.5	1.6
33	Monica Van Parys	F	Sr.	Vilonia, Ark.	3.5	3.6
40	Kim Bunge	C	Jr.	Bartlesville, Okla.	12.6	5.6
44	Erma Greer	F	Fr.	Little Rock, Ark.	4.0	3.5
44	Amanda Holley	F	Fr.	Bethany, Okla.	8.6	6.7
52	Tamara Mathis	F	Fr.	Danville, Ark.	3.4	2.1
52	Paula Phillips	F	Fr.	Greenwood, Ark.	0.8	1.3

Head Coach: Matilda Willis
Assistant Coaches: John Sutherland, Jeff Cohen



Front Row (L–R): Brenda Alexander, Dinah Dickerson, Connie Fitzgerald, Tamara Mathis, Doris Gaiser, DeAnn Henry, Cheryl Orcholski. Back Row (L–R): manager Kelly Lipe, trainer Nancy Stevens, Assistant Coach John Sutherland, Bettye Fiscus, Paula Phillips, Monica Van Parys, Kim Bunge, Amanda Holley, Erma Greer, Mary Munsch, Assistant Coach Jeff Cohen, Head Coach Matilda Willis, manager Marsha Van Parys.

1982-83

NO.	NAME	POS.	CL.	HOMETOWN	PPG	RPG
5	Bettye Fiscus	F	So.	Wynne, Ark.	18.3	7.3
20	DeAnn Henry	G	Jr.	Homer, Ak.	0.5	0.8
21	Cheryl Orcholski	G	Jr.	Milwaukee, Wis.	6.9	2.6
22	Doris Gaiser	G	So.	Little Rock, Ark.	4.7	2.3
23	Sherri Boeller	G	Fr.	Cape Girardeau, Mo.	1.0	0.3
24	Connie Fitzgerald	G	Sr.	Fayetteville, Ark.	3.8	2.0
31	Mary Munsch	F	Jr.	Libertyville, Ill.	2.1	1.6
32	Debra Williams	G	Fr.	Eudora, Ark.	2.0	0.6
33	Tamara Mathis	F	So.	Danville, Ark.	3.1	1.4
40	Kim Bunge	C	Sr.	Bartlesville, Okla.	7.1	4.6
42	Anne Luostarinen	C	Fr.	Defiance, Ohio	3.3	2.3
44	Erma Greer	F	So.	Little Rock, Ark.	5.1	3.7
51	Amanda Holley	F	So.	Bethany, Okla.	15.0	7.3
52	Paula Phillips	F	So.	Greenwood, Ark.	1.3	1.1

Head Coach: Matilda Willis
Assistant Coaches: John Sutherland, Lisa Parker



Front Row (L–R): manager Kelly Lipe, Debra Williams, Connie Fitzgerald, Doris Gaiser, Erma Greer, Tamara Mathis, DeAnn Henry, Cheryl Orcholski, trainer Nancy Stevens. Back Row (L–R): manager Marsha Van Parys, Head Coach Matilda Willis, Bettye Fiscus, Mary Munsch, Anne Luostarien, Kim Bunge, Amanda Holley, Paula Phillips, Sherri Boeller, Assistant Coach John Sutherland, Assistant Coach Lisa Parker.

1983-84

NO.	NAME	POS.	CL.	HOMETOWN	PPG	RPG
5	Bettye Fiscus	F	Jr.	Wynne, Ark.	16.9	6.0
15	Tracy Webb	G	Fr.	Batesville, Ark.	7.9	2.2
21	Cheryl Orcholski	G	Sr.	Milwaukee, Wis.	7.1	1.7
22	Doris Gaiser	G	Jr.	Little Rock, Ark.	5.0	2.0
23	Valecia Fore	G	Fr.	Celina, Texas	0.0	0.8
24	Sheila Burkes	F	Fr.	Huntsville, Ark.	6.4	4.3
31	Mary Munsch	F	Sr.	Libertyville, Ill.	1.5	1.0
32	Debra Williams	G	So.	Eudora, Ark.	4.4	1.8
33	Tamara Mathis	F	Jr.	Danville, Ark.	1.4	0.6
42	Anna Luostarinen	C	So.	Defiance, Ohio	0.8	1.7
44	Erma Greer	F	Jr.	Little Rock, Ark.	4.6	2.9
51	Amanda Holley	F	Jr.	Bethany, Okla.	14.2	7.9
52	Monica Brown	F/C	Fr.	Milwaukee, Wis.	5.9	4.1

Head Coach: Matilda Willis
Assistant Coaches: John Sutherland

Front Row (L–R): Debra Williams, Cheryl Orcholski, Tamara Mathis, Doris Gaiser, Valecia Fore. Second Row (L–R): Sheila Burkes, Bettye Fiscus, Erma Greer, Tracy Webb, Mary Munsch. Back Row (L–R): manager Rita Ivie, trainer Nancy Stevens, Assistant Coach John Sutherland, Amanda Holley, Anna Luostarinen, Monica Brown, manager Kelly Lipe, manager Sammie Baird, Head Coach Matilda Willis.

ALL-TIME ROSTERS

1984-85

NO.	NAME	POS.	CL.	HOMETOWN	PPG	RPG
5	Bettye Fiscus	F	Sr.	Wynne, Ark.	19.8	6.3
15	Tracy Webb	G	So.	Batesville, Ark.	12.7	3.4
22	Doris Gaiser	G	Sr.	Little Rock, Ark.	1.8	1.2
23	Brenda Rhodes	G	Fr.		9.6	3.3
24	Sheila Burkes	F	So.	Huntsville, Ark.	4.9	4.8
30	Dianna Harris	F	Jr.		8.2	4.7
31	Cindy Daley	F	Fr.	Hot Springs, Ark.	1.1	0.7
32	Debra Williams	G	Jr.	Eudora, Ark.	3.8	1.8
33	Tamara Mathis	G/F	Sr.	Danville, Ark.	3.8	2.2
40	Bronwyn Wynn	C	So.	Tyler, Texas	DNP	
42	Tracy Hutchinson	C	Fr.	Prairie Grove, Ark.	1.7	1.3
44	Erma Greer	F	Sr.	Little Rock, Ark.	3.6	1.9
52	Monica Brown	F	So.	Milwaukee, Wis.	10.3	6.5

Head Coach: John Sutherland
Assistant Coaches: Journey Beard, Joey Anders

Front Row (L–R): Brenda Rhodes, Tracy Webb, Dianna Harris, Bettye Fiscus, Doris Gaiser. Middle Row (L–R): Assistant Coach Journey Beard, manager Sammie Baird, Cindy Daley, Debra Williams, Erma Greer, Tina Brewer, trainer Nancy Stevens. Back Row (L–R): Head Coach John Sutherland, manager Cynthia Mathis, Tamara Mathis, Monica Brown, Tracey Hutchinson, Bronwyn Wynn, Sheila Burkes, manager Rita Ivie, Assistant Coach Joey Anders.

1985-86

NO.	NAME	POS.	CL.	HOMETOWN	PPG	RPG
15	Tracy Webb	G	Jr.	Batesville, Ark.	12.9	3.9
20	Tina Adams	G	So.	Springdale, Ark.	6.3	2.0
21	Stephanie Brinlee	F	Fr.	Sand Springs, Okla.	2.8	1.2
22	Kim Grisham	G	Fr.		2.4	0.7
23	Lillian Valley	G	Fr.	West Helena, Ark.	1.9	0.6
24	Sheila Burkes	F	Jr.	Huntsville, Ark.	7.6	6.5
31	Cindy Daley	F	So.	Hot Springs, Ark.	2.2	0.8
32	Debra Williams	G	Sr.	Eudora, Ark.	11.4	3.2
33	Lanell Dawson	G	Fr.	Damascus, Ark.	13.5	6.0
40	Bronwyn Wynn	C	Jr.	Tyler, Texas	7.3	5.8
44	Shelly Wallace	F	Fr.	Delano, Calif.	6.3	4.6
52	Monica Brown	F	Jr.	Milwaukee, Wis.	13.9	7.9

Head Coach: John Sutherland
Assistant Coaches: Tracey Mays, Donald Paul

Front Row (L–R): senior guard Debra Williams, sophomore guard Tina Adams, freshman guard Lillian Valley. Second Row (L–R): freshman guard Lanell Dawson, freshman guard Kim Grisham, sophomore forward Cindy Daley, junior guard Tracy Webb. Back Row (L–R): freshman forward Shelly Wallace, freshman forward Stephanie Brinlee, junior center Bronwyn Wynn, junior forward Sheila Burkes, junior forward Monica Brown.

1986-87

NO.	NAME	POS.	CL.	HOMETOWN	PPG	RPG
3	Donna Wilson	G	So.	Palestine, Texas	DNP	
15	Tracy Webb	G	Sr.	Batesville, Ark.	14.1	4.1
20	Dianna Harris	G	Sr.	Booneville, Miss.	5.1	2.4
21	Juliet Jackson	G	Fr.	Tulsa, Okla.	5.6	1.5
22	Maria Kidd			Benton, Ark.	DNP	
23	Lillian Valley	G	So.	West Helena, Ark.	0.0	1.0
24	Shelia Burkes	G	Sr.	Huntsville, Ark.	5.7	4.8
31	Cindy Daley	G	Jr.	Hot Springs, Ark.	1.5	0.3
32	Claudia Harris	G	Jr.	Risco, Mo.	DNP	
33	Lanell Dawson	G	So.	Damascus, Ark.	11.8	4.9
40	Bronwyn Wynn	C	Sr.	Tyler, Texas	13.4	7.6
42	Robyn Irwin	C	So.	North Little Rock, Ark	1.6	0.8
44	Shelly Wallace	F	So.	Delano, Calif.	7.4	5.8
52	Monica Brown	F	Sr.	Milwaukee, Wis.	13.1	7.4

Head Coach: John Sutherland
Assistant Coaches: Tracey Mays, Donald Paul



Front Row (L–R): Maria Kidd, Lanell Dawson, Claudia Harris, Donna Wilson, Lillian Valley, Juliet Jackson, Tracy Webb. Back Row (L–R): Shelly Wallace, Robyn Irwin, Bronwyn Wynn, Sheila Burkes, Dianna Harris, Cindy Daley, Monica Brown.

1987-88

NO.	NAME	POS.	CL.	HOMETOWN	PPG	RPG
3	Donna Wilson	G	Jr.	Palestine, Texas	4.8	2.9
20	Angie Gore	F	Fr.	Tulsa, Okla.	0.8	0.7
21	Juliet Jackson	G	So.	Tulsa, Okla.	8.3	2.3
22	Lisa Martin	G	Jr.	Judsonia, Ark.	7.6	2.0
31	Cindy Daley	G	Sr.	Hot Springs, Ark.	2.2	0.7
32	Sue Pack	G	Fr.	Independence, Mo.	1.2	0.7
33	Christi Willson	G	Fr.	North Little Rock, Ark.	5.7	2.9
40	Faye Dickerson	F	Fr.	Elk City, Okla.	1.7	1.7
42	Robyn Irwin	C	Jr.	North Little Rock, Ark.	10.5	5.3
44	Shelly Wallace	F	Jr.	Delano, Calif.	16.5	11.8
50	Delmonica DeHorney	C	Fr.	Poteau, Okla.	14.6	6.0
52	Wendy Norwood	F	Fr.	Fayetteville, Ark.	0.0	0.3

Head Coach: John Sutherland
Assistant Coaches: Tracy Webb, Tracey Mays, Donald Paul



Front Row (L–R): manager Martha Neal, Lillian Valley, Christi Willson, Donna Wilson, Sue Pack, Juliet Jackson, Lisa Martin, manager Karen Johnson. Back Row (L–R): Head Coach John Sutherland, Assistant Coach Tracy Webb, Cindy Daley, Faye Dickerson, Robyn Irwin, Delmonica DeHorney, Angie Gore, Shelly Wallace, Assistant Coach Tracey Mays, Assistant Coach Donald Paul, trainer Nancy Stevens.

ALL-TIME ROSTERS

1988-89

NO.	NAME	POS.	CL.	HOMETOWN	PPG	RPG
3	Donna Wilson	G	Sr.	Palestine, Texas	4.5	2.5
11	Amber Nicholas	G	Fr.	Newark, Ark.	6.7	2.0
20	Angie Gore	F	So.	Tulsa, Okla.	2.4	1.5
21	Juliet Jackson	G	Jr.	Tulsa, Okla.	13.4	3.2
22	Lisa Martin	G	Sr.	Judsonia, Ark.	9.8	2.8
25	Michelle Mabry	G	Fr.	Little Rock, Ark.	2.5	0.8
31	Coretta Chenault	G	Fr.	Lawton, Okla.	3.7	3.1
32	Sue Pack	F	So.	Independence, Mo.	4.4	2.3
33	Christi Willson	G	So.	North Little Rock, Ark.	DNP	
40	Faye Dickerson	F	So.	Elk City, Okla.	0.6	0.9
42	Robin Irwin	C	Sr.	North Little Rock, Ark.	9.3	5.0
44	Shelly Wallace	F	Sr.	Delano, Calif.	23.1	12.7
50	Delmonica DeHorney	C	So.	Poteau, Okla.	8.2	3.6

Head Coach: John Sutherland
Assistant Coaches: Tracey Mays, Leslie Byrd, Loy Moore

Front Row (L–R): junior guard Juliet Jackson, senior guard Lisa Martin, sophomore guard Sue Pack, senior guard Donna Wilson, freshman guard Coretta Chenault, sophomore guard Christi Willson. Back Row (L–R): senior forward Shelly Wallace, sophomore forward Angie Gore, senior post Robyn Irwin, sophomore center Delmonica DeHorney, sophomore forward Faye Dickerson, freshman guard Michelle Mabry, freshman guard Amber Nicholas.

1989-90

NO.	NAME	POS.	CL.	HOMETOWN	PPG	RPG
3	Stacey Walls	G	Fr.	Marvel, Ark.	1.6	0.7
11	Amber Nicholas	G	Fr.	Newark, Ark.	11.1	4.4
20	Angie Gore	F	Jr.	Tulsa, Okla.	3.6	2.2
21	Juliet Jackson	G	Sr.	Pine Bluff, Ark.	13.6	3.8
24	Marla Goshien	G	Fr.		2.3	0.9
25	Sally Moore	G	Fr.	Bryant, Ark.	4.6	4.4
30	Blair Savage	F	Fr.	Gravette, Ark.	8.8	5.6
31	Coretta Chenault	G	So.	Lawton, Okla.	7.8	4.7
32	Sue Pack	G	Jr.	Independence, Mo.	1.5	1.0
33	Christi Willson	G	So.	North Little Rock, Ark.	7.1	4.0
40	Janet Moore	F	Fr.	Springdale, Ark.	2.2	1.0
50	Delmonica DeHorney	C	Jr.	Poteau, Okla.	20.0	7.0
52	Debroah Crosby	C	Jr.	Fort Worth, Texas	2.1	2.0

Head Coach: John Sutherland
Assistant Coaches: Tracey Mays, Loy Moore

Front Row (L–R): senior guard Juliet Jackson, sophomore guard Amber Nicholas, sophomore guard Christi Willson, freshman guard Marla Goshien, freshman guard Sally Moore, sophomore guard Stacey Walls. Back Row (L–R): junior forward Sue Pack, freshman post Blair Savage, junior forward Angie Gore, junior post Delmonica DeHorney, junior post Deborah Crosby, sophomore forward Coretta Chenault, freshman forward Janet Moore.

1990-91

NO.	NAME	POS.	CL.	HOMETOWN	PPG	RPG
11	Amber Nicholas	G	Jr.	Newark, Ark.	12.4	3.7
14	Sha Hopson	G	Fr.	Hot Springs, Ark.	10.3	2.8
15	Yolanda Dickson	F	Fr.	Houston, Texas	2.1	1.8
20	Angie Gore	P	Sr.	Tulsa, Okla.	5.2	2.4
22	Shea Henderson	G	Fr.	Star City, Ark.	3.7	1.2
30	Blair Savage	F	So.	Gravette, Ark.	11.1	6.8
33	Christi Willson	G	Jr.	North Little Rock, Ark.	7.3	3.1
40	Janet Moore	F	So.	Springdale, Ark.	1.9	1.0
41	Alison Muldrew	F	Fr.	Duncanville, Texas	3.2	1.2
42	Michelle Thacker	F	Fr.	Coweta, Okla.	3.3	1.1
50	Delmonica DeHorney	P	Sr.	Poteau, Okla.	18.2	5.5
52	Debroah Crosby	P	Sr.	Fort Worth, Texas	1.7	1.4

Head Coach: John Sutherland
Assistant Coaches: Tracey Mays Stehlik, Loy Moore



Front Row (L–R): junior guard Amber Nicholas, freshman guard Allyson Twiggs, junior guard Christi Willson, freshman guard Sha Hopson, sophomore guard Sally Moore, freshman guard Shea Henderson. Second Row (L–R): manager Martha Neal, Student Coach Jason Jones, Graduate Assistant Gail Striegler, Head Coach John Sutherland, Assistant Coach Tracey Mays Stehlik, Assistant Coach Loy Moore, trainer Sally Werner–Ferrel, manager Dana Dethrow. Back Row (L–R): sophomore guard Janet Moore, freshman forward Allison Muldrew, freshman post Yolanda Dickson, senior post Deborah Crosby, senior post Delmonica DeHorney, freshman post Michelle Thacker, senior post Angie Gore, sophomore post Blair Savage.

1991-92

NO.	NAME	POS.	CL.	HOMETOWN	PPG	RPG
11	Amber Nicholas	G	Sr.	Newark, Ark.	11.0	4.7
12	Stephanie Bloomer	C	Fr.	Vian, Okla.	8.2	5.8
14	Sha Hopson	G	So.	Hot Springs, Ark.	18.1	5.7
15	Yolanda Dickson	F	So.	Houston, Texas	4.2	4.2
21	Angela Davis	G	Jr.	Memphis, Tenn.	7.6	2.4
22	Shea Henderson	G	So.	Star City, Ark.	7.9	1.8
24	Allyson Twiggs	F	Fr.	Gentry, Ark./Gentry	4.0	2.0
30	Blair Savage	F	Jr.	Gravette, Ark.	9.7	5.6
31	Rochelle Masengill	C	Fr.	Plano, Texas	0.5	0.7
40	Chrysti Jordan	G	Fr.	Irving, Texas	0.3	0.2
41	Alison Muldrew	F	So.	Duncanville, Texas	3.1	1.8
42	Michelle Thacker	C	So.	Coweta, Okla.	6.4	3.0
53	Annisea Booker	C	Jr.		6.0	2.8
54	Dianna Harris	C		Booneville, Miss.	–	–

Head Coach: John Sutherland
Assistant Coaches: Tracey Mays Stehlik, Loy Moore



Front Row (L–R): trainer Sally Werner–Ferrel, manager Suzanne Clark, Shea Henderson, Chrysti Jordan, Sha Hopson, Allyson Twiggs, Angela Davis, Amber Nicholas, manager Bettina Gragg, Student Assistant Jason Jones. Back Row (L–R): Head Coach John Sutherland, Alison Muldrew, Michelle Thacker, Dianna Harris, Rochelle Masengill, Stephanie Bloomer, Blair Savage, Yolanda Dickson, Assistant Coach Tracey Mays Stehlik, Assistant Coach Loy Moore.

ALL-TIME ROSTERS

1992-93

NO.	NAME	POS.	CL.	HOMETOWN	PPG	RPG
10	Tracy Eaton	G	Jr.	Knoxville, Tenn.	2.1	1.3
12	Stephanie Bloomer	C	So.	Vian, Okla.	9.1	6.2
14	Debbie Olivas	G	Fr.	El Paso, Texas	1.3	1.0
15	Yolanda Dickson	F	Jr.	Houston, Texas	7.3	5.0
21	Angela Davis	G	Sr.	Memphis, Tenn.	6.6	2.8
22	Shea Henderson	G	Jr.	Star City, Ark.	9.3	3.0
24	Allyson Twiggs	F	So.	Gentry, Ark./Gentry	4.6	3.6
30	Blair Savage	C	Sr.	Gravette, Ark.	7.8	5.6
31	Rochelle Masengill	C	So.	Plano, Texas	1.8	1.0
34	Kelly Johnson	F	Fr.	Dardanelle, Ark.	5.9	2.6
41	Amber Hudson	F	Fr.		0.3	1.0
42	Michelle Thacker	C	Jr.	Coweta, Okla.	6.5	2.6
43	Shannon Jones	G	Jr.	Deer, Ark.	9.2	3.0

Head Coach: John Sutherland
Assistant Coaches: Tracey Mays Stehlik, Loy Moore
Graduate Assistant Coach: Amber Shirey

Front Row (L–R): manager Suzanne Clark, Shea Henderson, Debbie Olivas, Tara Rhodes, Allyson Twiggs, Angela Davis, Tracy Eaton, Shannon Jones, manager Daisy Moore. Back Row (L–R): Practice Coordinator Jason Jones, Head Coach John Sutherland, trainer Sally Werner–Ferrel, Yolanda Dickson, Blair Savage, Michelle Thacker, Stephanie Bloomer, Rochelle Masengill, Kelly Johnson, Assistant Coach Tracey Mays Stehlik, Assistant Coach Loy Moore, Graduate Assistant Coach Amber Nicholas.

1993-94

NO.	NAME	POS.	CL.	HOMETOWN	PPG	RPG
10	Tracy Eaton	PG	Sr.	Knoxville, Tenn.	1.5	0.7
12	Stephanie Bloomer	P	Jr.	Vian, Okla.	12.2	6.4
15	Yolanda Dickson	F	Sr.	Houston, Texas	8.1	6.9
20	Taqueta Roberson	G	Fr.	Natchitoches, La.	2.1	1.3
22	Shea Henderson	PG	Sr.	Star City, Ark.	12.5	3.1
23	Carrie Parker	P	Fr.	Charleston, Ark.	1.0	0.8
24	Allyson Twiggs	F	Jr.	Gentry, Ark./Gentry	6.9	4.0
32	Kimberly Wilson	G	Fr.	Hampton, Ark.	13.2	4.5
34	Kelly Johnson	F	So.	Dardanelle, Ark.	10.2	5.0
42	Michelle Thacker	P	Sr.	Coweta, Okla.	2.8	1.3
43	Shannon Jones	G	Sr.	Deer, Ark.	4.1	1.6
45	Toya Marshall	F	Fr.	Oklahoma City, Okla.	1.0	1.0

Head Coach: Gary Blair
Assistant Coaches: Sue Donohoe, Tom Collen, Amber Shirey

Front Row (L–R): Debbie Olivas, Shea Henderson, Shannon Jones, Kimberly Wilson, Kelly Johnson, Allyson Twiggs, Taqueta Roberson, Tracy Eaton. Back Row (L–R): manager Susanne Clark, Assistant Coach Sue Donohoe, Head Coach Gary Blair, Stephanie Bloomer, Michelle Thacker, Rochelle Masengill, Carrie Parker, Yolanda Dickson, Assistant Coach Tom Collen, Assistant Coach Amber Nicholas, manager Nita Thompson.

1994-95

NO.	NAME	POS.	CL.	HOMETOWN	PPG	RPG
10	Christy Smith	G	Fr.	West Lafayette, Ind.	13.6	2.5
12	Stephanie Bloomer	P	Sr.	Vian, Okla.	14.4	7.8
15	Tiffany Wright	F	Fr.	San Antonio, Texas	1.6	1.0
20	Taqueta Roberson	G	So.	Natchitoches, La.	3.5	1.0
21	Robin Alpe	G	Fr.	Bentonville, Ark./Bentonville	0.4	0.0
23	Carrie Parker	P	So.	Charleston, Ark.	1.5	1.5
24	Allyson Twiggs	F	Sr.	Gentry, Ark./Gentry	5.9	1.9
30	Debbie Olivas	G	Jr.	El Paso, Texas	1.1	0.4
31	Rochelle Masengill	P	Sr.	Plano, Texas	1.6	0.9
32	Kimberly Wilson	G	So.	Hampton, Ark.	14.2	4.1
33	Karen Jones	P	Fr.	Corpus Christi, Texas	7.0	4.2
34	Kelly Johnson	F	Jr.	Dardanelle, Ark.	11.7	5.8
35	Treva Christensen	F	Fr.	Joplin, Mo./Joplin	2.2	1.1

Head Coach: Gary Blair
Assistant Coaches: Tom Collen, Kit Kyle, Amber Shirey

Front Row (L–R): senior guard Debbie Olivas, sophomore forward Toya Marshall, freshman point guard Christy Smith, sophomore guard Kimberly Wilson, junior post Kelly Johnson, freshman guard Tiffany Wright, senior guard Allyson Twiggs, sophomore guard Taqueta Roberson, freshman guard Robin Alpe. Back Row (L–R): manager David Weaver, manager Amy Clement, Assistant Coach Kit Kyle, Head Coach Gary Blair, freshman post Karen Jones, senior post Stephanie Bloomer, senior post Rochelle Masengill, sophomore post Carrie Parker, freshman guard Treva Christensen, Assistant Coach Tom Collen, Assistant Coach Amber Nicholas, trainer Ruth DeBro, manager Tom Halbmaier.

1995-96

NO.	NAME	POS.	CL.	HOMETOWN	PPG	RPG
10	Christy Smith	G	So.	West Lafayette, Ind.	16.5	3.3
12	Roxanne McCrory	PG	Fr.	Kansas City, Mo.	2.5	1.6
13	Tennille Adams	P	Fr.	East Chicago, Ind./East Chicago	3.2	2.6
15	Tiffany Wright	F	So.	San Antonio, Texas	3.3	1.3
20	Taqueta Roberson	G	Jr.	Natchitoches, La.	3.7	1.7
23	Carrie Parker	F	Jr.	Charleston, Ark.	1.0	1.1
30	Sytia Messer	G	Fr.	Waldo, Ark.	8.7	5.2
32	Kimberly Wilson	G	Jr.	Hampton, Ark.	14.8	3.9
33	Karen Jones	P	So.	Corpus Christi, Texas	5.5	3.9
34	Kelly Johnson	F	Sr.	Dardanelle, Ark.	10.1	4.9
40	Carrie Satterfie1d	G	Fr.	Mountain Home, Ark.	5.5	5.5
52	Shaka Massey	P	Fr.	Arlington, Texas	12.3	4.7

Head Coach: Gary Blair
Assistant Coaches: Tom Collen, Kit Kyle, Amber Shirey

Front Row (L–R): Robin Alpe, Roxanne McCrory, Christy Smith, Taqueta Robertson, Kelly Johnson, Kimberly Wilson, Tennille Adams, Toya Marshall, Sytia Messer, Carrie Satterfield. Back Row (L–R): Assistant Coach Tom Collen, Assistant Coach Kit Kyle, manager Amy Clement, manager Tom Halbmaier, Tiffany Wright, Carrie Parker, Shaka Massey, Karen Jones, Treva Christensen, manager David Weaver, trainer Ruth DeBro, Student Assistant Coach Debbie Olivas, Assistant Coach Amber Nicholas, Head Coach Gary Blair.

ALL-TIME ROSTERS

1996-97

NO.	NAME	POS.	CL.	HOMETOWN	PPG	RPG
10	Christy Smith	PG	Jr.	West Lafayette, Ind./Benton Central	12.3	2.4
12	Roxanne McCrory	G	So.	Kansas City, Mo./Center	2.2	1.6
13	Tennille Adams	P	So.	East Chicago, Ind./East Chicago	3.1	2.7
15	Tiffany Wright	G	Jr.	San Antonio, Texas/Southwest	0.8	0.8
20	Taqueta Roberson	G	Sr.	Natchitoches, La./Natchitoches Central	1.6	0.9
23	Carrie Parker	P	Sr.	Charleston, Ark.	1.4	0.7
30	Sytia Messer	G	So.	Waldo, Ark./Waldo	9.6	4.4
32	Kimberly Wilson	G	Sr.	Hampton, Ark./Hampton	15.5	4.1
35	Treva Christensen	G	So.	Joplin, Mo./Joplin	3.0	0.9
34	Karyn Karlin	F	Fr.	Fruitland, N.M./Kirtland	11.4	6.9
33	Karen Jones	P	Jr.	Corpus Christi, Texas/Carroll	5.8	3.9
40	Carrie Satterfield	G	So.	Mountain Home, Ark./Mountain Home	0.8	0.5
52	Shaka Massey	P	So.	Arlington, Texas/Sam Houston	10.1	4.4

Head Coach: Gary Blair
Assistant Head Coach: Tom Collen
Assistant Coaches: Trenia Tillis, Amber Shirey

Front Row (L–R): Treva Christensen, Karyn Karlin, Roxanne McCrory, Taqueta Roberson, Sytia Messer, Kimberly Wilson, Carrie Satterfield, Tiffany Wright, Christy Smith, Tennille Adams. Back Row (L–R): manager Tom Halbmaier, manager David Weaver, Head Coach Gary Blair, Assistant Coach Trenia Tillis, Karen Jones, Shaka Massey, Carrie Parker, Assistant Head Coach Tom Collen, Assistant Coach Amber Nicholas, trainer Kris Ring, manager Amy Clement, manager Jason Clemons.

1997-98 (NCAA FINAL FOUR)

NO.	NAME	POS.	CL.	HOMETOWN	PPG	RPG
11	Christy Smith	G	Sr.	West Lafayette, Ind./Benton Central	11.1	2.5
13	Tennille Adams	P	Jr.	East Chicago, Ind./East Chicago	6.8	3.1
15	Tiffany Wright	F	Sr.	an Antonio, Texas/Southwest	1.0	0.5
20	Wendi Willits	G	Fr.	Fort Cobb, Okla./Fort Cobb	6.8	2.0
22	Kamara Stancle	G	Jr.	Muskogee, Okla./Muskogee	6.1	3.6
25	Lonniya Bragg	P	Fr.	Arkadelphia, Ark./Arkadelphia	2.1	2.1
30	Sytia Messer	G	Jr.	Waldo, AR/Waldo	12.6	4.3
33	Celia Anderson	P	Fr.	Little Rock, Ark./Hall	0.7	1.0
34	Karyn Karlin	F	So.	Fruitland, N.M./Kirtland	15.2	5.5
35	Treva Christensen	F	Jr.	Joplin, Mo./Joplin	7.5	2.3
33	Karen Jones	P	Sr.	Corpus Christi, Texas/Carroll	5.7	3.9
40	Carrie Satterfield	F	Jr.	Mountain Home, Ark./Mountain Home	1.7	0.8

Head Coach: Gary Blair
Assistant Coaches: Vic Schaefer, Trenia Tillis, Amber Shirey



Front Row (L–R): junior post Tennille Adams, freshman guard Lonniya Bragg, freshman guard Wendi Willits, junior guard Sytia Messer, junior guard Carrie Satterfield, junior guard Kamara Stancle, senior point guard Christy Smith, senior forward Tiffany Wright, junior post Brandi Whitehead. Back Row (L–R): Assistant Coach Vic Schaefer, Assistant Coach Amber Nicholas, trainer Kris Ring, student trainer Sheryl Taylor, manager Malina Qaddoumi, manager David Weaver, freshman post Celia Anderson, junior guard Treva Christensen, sophomore post Karyn Karlin, senior post Karen Jones, manager Jason Clemons, manager Amira Qaddoumi, manager Amy Clement, Assistant Coach Trenia Tillis, Head Coach Gary Blair.

1998-99 (WNIT CHAMPIONS)

NO.	NAME	POS.	CL.	HOMETOWN	PPG	RPG
3	Amy Wright	PG	Fr.	Williamsburg, Ind./Northeastern	3.9	1.8
12	Krystal Osborne	F	Sr.	Las Vegas, Nev./Clark	1.0	0.5
13	Tennille Adams	P	Sr.	East Chicago, Ind./East Chicago	6.7	4.0
20	Wendi Willits	G	So.	Fort Cobb, Okla./Fort Cobb	14.2	3.3
22	Kamara Stancle	G	Sr.	Muskogee, Okla./Muskogee	6.9	3.5
25	Lonniya Bragg	P	So.	Arkadelphia, Ark./Arkadelphia	8.7	4.9
30	Sytia Messer	G	Sr.	Waldo, AR/Waldo	12.2	4.9
33	Celia Anderson	P	So.	Little Rock, Ark./Hall	2.4	2.3
34	Karyn Karlin	P	Jr.	Fruitland, N.M./Kirtland	16.0	6.3
35	Treva Christensen	F	Sr.	Joplin, Mo./Joplin	5.3	2.2
40	Carrie Satterfield	PG	Sr.	Mountain Home, Ark./Mountain Home	3.3	0.9
52	Joy Oakley	P	Fr.	Hot Springs, Ark./Hot Springs	1.1	0.9
55	Brandi Whitehead	F	Jr.	Cayuga, Texas/Tyler JC	3.6	2.7

Head Coach: Gary Blair
Assistant Coaches: Vic Schaefer, Trenia Tillis, Amber Shirey

Front Row (L–R): Amy Wright, Krystal Osborne, Wendi Willits, Sytia Messer, Kamara Stancle, Lonniya Bragg, Carrie Satterfield. Back Row (L–R): manager Malina Qaddoumi, student trainer Christie Clem, Assistant Coach Vic Schaefer, athletic trainer Kris Ring, Assistant Coach Trenia Tillis, Brandi Whitehead, Tennille Adams, Karyn Karlin, Celia Anderson, Treva Christensen, Joy Oakley, Head Coach Gary Blair, Assistant Coach Amber Nicholas, manager Jason Clemons, manager Amira Qaddoumi.

1999-00

NO.	NAME	POS.	CL.	HOMETOWN	PPG	RPG
3	Amy Wright	G	So.	Williamsburg, Ind./Northeastern	4.5	1.6
20	Wendi Willits	G	Jr.	Fort Cobb, Okla./Fort Cobb	14.1	3.0
21	India Lewis	G	Fr.	Siloam Springs, Ark./Siloam Springs	8.6	1.8
22	Dana Cherry	G	Fr.	Pine Bluff, Ark./Pine Bluff	7.5	3.7
25	Lonniya Bragg	F	Jr.	Arkadelphia, Ark./Arkadelphia	10.2	6.6
33	Celia Anderson	P	Jr.	Little Rock, Ark./Hall	5.8	3.8
34	Karyn Karlin	P	Sr.	Fruitland, N.M./Kirtland	10.4	5.0
44	Lakishia Harper	F	Fr.	Amarillo, Texas/Palo Duro	5.8	3.4
45	Katrina Nesby	P	Fr.	West Memphis, Ark./West Memphis	DNP	
52	Joy Oakley	P	So.	Hot Springs, Ark./Hot Springs	2.3	0.9
55	Brandi Whitehead	P	Sr.	Cayuga, Texas/Tyler JC	6.6	2.8

Head Coach: Gary Blair
Assistant Coaches: Vic Schaefer, Trenia Tillis, Amber Shirey

Front Row (L–R): senior Karyn Karlin, freshman Lakishia Harper, junior Wendi Willits, freshman Dana Cherry, sophomore Amy Wright, freshman India Lewis, junior Lonniya Bragg. Back Row (L–R): Administrative Assistant Mike Neighbors, manager Malina Qaddoumi, manager Jason Clemons, Assistant Coach Vic Schaefer, Assistant Coach Trenia Tillis, senior Brandi Whitehead, junior Celia Anderson, freshman Katrina Nesby, sophomore Joy Oakley, Assistant Coach Amber Shirey, Head Coach Gary Blair, student trainer Tomika Jones, manager Amira Qaddoumi, trainer Sean Collins.

ALL-TIME ROSTERS

2000-01

NO.	NAME	POS.	CL.	HOMETOWN	PPG	RPG
3	Amy Wright	PG	Jr.	Williamsburg, Ind./Northeastern	7.2	3.2
11	Sarah Lundberg	P	Fr.	Prairie Grove, Ark./Prairie Grove	DNP	
12	Lakiesha Beard	P	Fr.	Houston, Texas/Willowridge	DNP	
20	Wendi Willits	G	Sr.	Fort Cobb, Okla./Fort Cobb	13.0	3.1
24	Shameka Christon	P	Fr.	Hot Springs, Ark./Hot Springs	10.2	4.1
21	India Lewis	PG	So.	Siloam Springs, Ark./Siloam Springs	6.2	1.7
22	Dana Cherry	G	So.	Pine Bluff, Ark./Pine Bluff	10.2	3.9
25	Lonniya Bragg	P	Sr.	Arkadelphia, Ark./Arkadelphia	10.9	6.7
31	Carla Rhodes	G	Jr.	Hackett, Ark./University of the Ozarks	0.7	0.3
33	Celia Anderson	P	Sr.	Little Rock, Ark./Hall	6.8	4.7
35	Shanna Harmon	P	Fr.	Norman, Okla./North	4.1	1.7
44	Lakishia Harper	F	So.	Amarillo, Texas/Palo Duro	3.0	2.3
45	Katrina Nesby	P	Fr.	West Memphis, Ark./West Memphis	1.3	1.1
52	Joy Oakley	P	Jr.	Hot Springs, Ark./Hot Springs	2.0	1.4

Head Coach: Gary Blair
Associate Head Coach: Vic Schaefer
Assistant Coaches: Amber Shirey, Kelly Bond

Front Row (L–R): junior Joy Oakley, junior Carla Rhodes, senior Wendi Willits, sophomore Lakishia Harper, junior Amy Wright, sophomore India Lewis, sophomore Dana Cherry, senior Lonniya Bragg. Back Row (L–R): Assistant Coach Amber Shirey, student assistant trainer Angie Gottsponer, Associate Head Coach Vic Schaefer, manager Malina Qaddoumi, trainer Sean Collins, freshman Sarah Lundberg, senior Celia Anderson, freshman Katrina Nesby, freshman Kiesha Beard, freshman Shameka Christon, freshman Shanna Harmon, Head Coach Gary Blair, Administrative Assistant Mike Neighbors, manager Amira Qaddoumi, Assistant Coach Kelly Bond.

2001-02

NO.	NAME	POS.	CL.	HOMETOWN	PPG	RPG
3	Amy Wright	PG	Sr.	Williamsburg, Ind./Northeastern	6.6	3.1
11	Kela Peterson	F	Jr.	Lake Elsinore, Calif./Kilgore JC	1.1	1.2
12	Kiesha Beard	P	Fr.	Houston, Texas/Willowridge	3.4	5.4
14	Cara Wright	P	Fr.	West Chester, Ohio/Lakota West	2.6	2.0
20	Shameka Christon	F	So.	Hot Springs, Ark./Hot Springs	16.7	6.2
21	India Lewis	G	Jr.	Siloam Springs, Ark./Siloam Springs	14.0	2.6
22	Dana Cherry	G	Jr.	Pine Bluff, Ark./Pine Bluff	13.1	4.8
31	Carla Rhodes	G	Sr.	Hackett, Ark./University of the Ozarks	0.4	1.0
35	Shanna Harmon	F	So.	Norman, Okla./North	3.3	1.6
44	Lakishia Harper	F	Jr.	Amarillo, Texas/Palo Duro	5.8	2.5
45	Katrina Nesby	P	So.	West Memphis, Ark./West Memphis	1.5	2.9
52	Joy Oakley	F	Sr.	Hot Springs, Ark./Hot Springs	5.0	2.2

Head Coach: Gary Blair
Associate Head Coach: Vic Schaefer
Assistant Coaches: Amber Shirey, Kelly Bond

Front Row (L–R): senior Joy Oakley, senior Carla Rhodes, junior Lakishia Harper, senior Amy Wright, junior Kela Peterson, junior India Lewis, junior Dana Cherry. Back Row (L–R): student trainer Shane Bjornberg, trainer Sean Collins, manager Allison Singleton, Associate Head Coach Vic Schaefer, Assistant Coach Amber Shirey, sophomore Shanna Harmon, sophomore Shameka Christon, sophomore Katrina Nesby, freshman Kiesha Beard, freshman Cara Wright, Assistant Coach Kelly Bond, Head Coach Gary Blair, Administrative Assistant Kelley Waters, manager Kim Markham, manager M.J. Keeler.

2002-03

NO.	NAME	POS.	CL.	HOMETOWN	PPG	RPG
1	Kristin Moore	C	Fr.	East Chicago, Ill./John Hope	1.1	1.8
4	Redd Coleman	F	Fr.	Fort Smith, Ark./Northside	DNP	
11	Kela Peterson	F	Sr.	Lake Elsinore, Calif./Kilgore JC	0.8	0.7
12	Kiesha Beard	C	So.	Houston, Texas/Willowridge	1.2	1.6
20	Shameka Christon	G	Jr.	Hot Springs, Ark./Hot Springs	15.5	6.1
21	India Lewis	G	Sr.	Siloam Springs, Ark./Siloam	13.4	2.8
22	Dana Cherry	G	Sr.	Pine Bluff, Ark./Pine Bluff	11.9	5.0
25	Rochelle Vaughn	C	Fr.	Plano, Texas/Plano West	3.2	1.8
31	Cara Wright	C	So.	West Chester, Ohio/Lakota West	2.2	2.3
33	Sarah Pfeifer	F	Fr.	Ozark, Ark./Ozark	4.0	3.0
35	Shanna Harmon	G	Sr.	Norman, Okla./North	1.9	0.2
44	Lakishia Harper	G	Sr.	Amarillo, Texas/Palo Duro	4.9	3.3
45	Katrina Nesby	C	Jr.	West Memphis, Ark./West Memphis	3.4	2.0
55	Ruby Vaden	C	Fr.	Osceola, Ark./Osceola	7.2	4.2

Head Coach: Gary Blair
Associate Head Coach: Vic Schaefer
Assistant Coaches: Amber Shirey, Kelly Bond

Front Row (L–R): freshman Sarah Pfeifer, senior Dana Cherry, senior Kela Peterson, senior Lakishia Harper, senior India Lewis, freshman Rochelle Vaughn, freshman Redd Coleman, freshman Kristin Moore. Back Row (L–R): manager Britteny Johnson, manager Allison Singleton, Associate Head Coach Vic Schaefer, Assistant Coach Amber Shirey, sophomore Cara Wright, junior Shameka Christon, junior Katrina Nesby, freshman Ruby Vaden, junior Shanna Harmon, Graduate Assistant Trainer John Parrigon, Assistant Coach Kelly Bond, Administrative Assistant Kelley Waters, Head Coach Gary Blair. Not pictured, trainer Sean Collins, sophomore Kiesha Beard.

2003-04

NO.	NAME	POS.	CL.	HOMETOWN	PPG	RPG
1	Kristin Moore	C	So.	East Chicago, Ill./John Hope	7.1	6.6
4	Kristin Peoples	G	Fr.	Westerville, Ohio/Brookhaven	7.1	2.3
12	Sheree Thompson	G	Jr.	McComb, Miss./NW–Shoals	DNP	
14	Danielle Allen	F	Fr.	Harrison, Ark./Harrison	1.1	1.9
20	Shameka Christon	F	Sr.	Hot Springs, Ark./Hot Springs	21.8	6.9
21	Rochelle Vaughn	C	So.	Plano, Texas/Plano West	8.9	4.3
22	April Seggebruch	G	Jr.	Cissna Park, Ill./Wabash Valley	5.1	2.3
33	Sarah Pfeifer	F	So.	Ozark, Ark./Ozark	5.0	2.0
35	Shanna Harmon	F	Sr.	Norman, Okla./North	3.6	1.1
44	Adrienne Bush	G	Jr.	Russellville, Ark./Russellville/SMS	2.9	2.7
45	Katrina Nesby	C	Sr.	West Memphis, Ark./West Memphis	3.7	2.6
55	Ruby Vaden	C	So.	Osceola, Ark./Osceola	11.8	6.5

Head Coach: Susie Gardner
Assistant Coaches: Charity Elliott, Rena Faust–Holden, Amber Shirey

Front Row (L–R): sophomore forward Sarah Pfeifer, junior guard April Seggebruch, sophomore guard Rochelle Vaughn, freshman guard Kristin Peoples, junior guard Adrienne Bush, junior guard Sheree Thompson, freshman forward Danielle Allen. Back Row (L–R): manager Allison Singleton, Graduate Assistant Alli Clark, Director of Basketball Operations Kelley Waters, Assistant Coach Charity Elliott, Assistant Coach Rena Faust–Holden, senior post Shanna Harmon, senior forward Shameka Christon, senior post Katrina Nesby, sophomore post Ruby Vaden, sophomore guard–forward Kristin Moore, Head Coach Susie Gardner, basketball athletic trainer Sean Collins, student athletic trainer Maggie Harrington, Assistant Coach Amber Shirey, manager Brittney Johnson.

ALL-TIME ROSTERS

2004-05

NO.	NAME	POS.	CL.	HOMETOWN	PPG	RPG
1	Kristin Moore	C	Jr.	East Chicago, Ill./John Hope	6.3	5.9
4	Kristin Peoples	G	So.	Westerville, Ohio/Brookhaven	9.2	2.2
11	Kristina Andjelkovic	C	Jr.	Belgrade, Serbia/Chipola JC	1.9	1.3
12	Sheree Thompson	G	Jr.	McComb, Miss./NW–Shoals	5.7	2.7
14	Danielle Allen	F	So.	Harrison, Ark./Harrison	9.0	5.4
15	Allison Singleton	G	Sr.	Fort Smith, Ark./Southside	0.4	0.0
21	Rochelle Vaughn	C	Jr.	Plano, Texas/Plano West	9.5	4.5
22	April Seggebruch	G	Sr.	Cissna Park. Ill./Wabash Valley	3.6	1.3
23	Melissa Hobbs	F	Jr.	Woodward, Okla./Woodward	2.6	1.3
25	Brittney Vaughn	G	Fr.	Plano, Texas/Plano West	3.7	2.0
32	Christina Lawrence	F	Fr.	Sullivan, Mo./Sullivan	0.0	0.5
33	Sarah Pfeifer	F	So.	Ozark, Ark./Ozark	12.4	4.7
44	Adrienne Bush	G	Sr.	Russellville, Ark./Russellville	3.8	2.5
55	Ruby Vaden	C	Jr.	Osceola, Ark./Osceola	6.5	3.9

Head Coach: Susie Gardner
Assistant Coaches: Amber Shirey, Rena Faust–Holden, Johnnie Harris

Front Row (L–R): junior Sheree Thompson, sophomore Kristin Peoples, junior Rochelle Vaughn, senior Adrienne Bush, sophomore Sarah Pfeifer, junior Melissa Hobbs, senior April Seggebruch, freshman Brittney Vaughn, senior Allison Singleton. Back Row (L–R): Graduate Assistant Athletic Trainer Lucy Mansfield, Graduate Assistant Alli Clark, Basketball Trainer Phill Vardimann, Assistant Coach Amber Shirey, Assistant Coach Rena Faust–Holden, sophomore Danielle Allen, junior Kristina Andjelkovic, junior Ruby Vaden, junior Kristin Moore, freshman Christina Lawrence, Assistant Coach Johnnie Harris, Head Coach Susie Gardner, Strength Coach J.C. Moreau, manager Marie Earwood, manager Brittany Johnson, Director of Basketball Operations Kelley Waters.

2005-06

NO.	NAME	POS.	CL.	HOMETOWN	PPG	RPG
1	Kristin Moore	C	Sr.	East Chicago, Ill./John Hope	5.7	5.1
3	Dominique Washington	G	Jr.	Pensacola, Fla./Pensacola/Escambia	9.3	1.9
4	Kristin Peoples	G	Jr.	Westerville, Ohio/Brookhaven	1.5	11.9
11	Kristina Andjelkovic	C	Sr.	Belgrade, Serbia/Chipola JC	2.8	1.8
12	Sheree Thompson	G	Sr.	McComb, Miss./NW–Shoals	5.3	3.1
14	Danielle Allen	F	Jr.	Harrison, Ark./Harrison	2.1	2.3
21	Rochelle Vaughn	G	Sr.	Plano, Texas/Plano West	8.8	3.6
22	Melissa Hobbs	F	Sr.	Woodward, Okla./Woodward	6.5	5.1
24	Leslie Howard	G	Jr.	Salem, Mo./Salem	10.4	1.5
25	Brittney Vaughn	G	So.	Plano, Texas/Plano West	4.1	3.5
31	Whitney Jones	C	Fr.	Blytheville, Ark./Blytheville	6.5	4.6
33	Sarah Pfeifer	F	Jr.	Ozark, Ark./Ozark	INJ	
34	Ayana Brereton	F	Fr.	Angleton, Texas/Angleton	2.7	1.9
44	Adrienne Bush	G	Sr.	Russellville, Ark./Russellville	3.9	2.1

Head Coach: Susie Gardner
Assistant Coaches: Amber Shirey, Johnnie Harris, Khadija Head

Front Row (L–R): senior Adrienne Bush, sophomore Brittney Vaughn, freshman Ayana Brereton, junior Leslie Howard, junior Danielle Allen, senior Rochelle Vaughn, junior Kristin Peoples, senior Sheree Thompson, junior Dominique Washington. Back Row (L–R): manager Trudi Spencer, Basketball Trainer Sara Melby, manager Nathan Bodenstein, Assistant Coach Amber Shirey, Assistant Coach Johnnie Harris, freshman Whitney Jones, junior Sarah Pfeifer, senior Kristina Andjelkovic, senior Kristin Moore, senior Melissa Hobbs, Head Coach Susie Gardner, Strength Coach J.C. Moreau, Assistant Coach Khadija Head, student trainer Malinda McNew, Graduate Assistant Coach Allison Singleton.

2006-07

NO.	NAME	POS.	CL.	HOMETOWN	PPG	RPG
3	Dominique Washington	G	Sr.	Pensacola, Fla./Pensacola/Escambia	7.8	1.8
10	Kendra Roberts	G	Fr.	Fort Smith, Ark./Northside	0.6	0.6
11	LaKendra Spates	F	Fr.	West Helena, Ark./Central	DNP	
14	Danielle Allen	F	Sr.	Harrison, Ark./Harrison	4.2	3.1
22	Tanisha Smith	F	Fr.	Kansas City, Mo./Lincoln Prep	6.6	3.4
23	Donica Cosby	G	Fr.	Coldwater, Miss./Independence	11.6	2.6
24	Leslie Howard	G	Sr.	Salem, Mo./Salem/Colorado	3.4	1.3
25	Brittney Vaughn	G	Jr.	Plano, Texas/Plano West	6.7	5.7
31	Whitney Jones	C	So.	Blytheville, Ark./Blytheville	4.8	3.8
32	Charity Ford	G	Fr.	Arlington, Texas/Seguin	3.3	1.4
34	Ayana Brereton	F	So.	Angleton, Texas/Angleton	2.0	1.0
40	Sarah Pfeifer	F	Sr.	Ozark, Ark./Ozark	8.1	3.6
44	Lauren Ervin	C	Jr.	Los Angeles, Calif./Mt. San Antonio	12.7	10.2

Head Coach: Susie Gardner
Assistant Coaches: Mike Neighbors, Amber Shirey, Johnnie Harris
Director of Basketball Operations: Khadija Head (Murray State, 2003)

Front Row (L–R): Kendra Roberts, Charity Ford, Leslie Howard, Danielle Allen, Dominique Washington, Sarah Pfeifer, Tanisha Smith, Ayana Brereton, Donica Cosby, Brittney Vaughn. Back Row (L–R): manager Erin Cox, manager Haley Bestgen, manager Trudi Spencer, Graduate Assistant Allison Singleton, Assistant Coach Amber Shirey, Assistant Coach Johnnie Harris, Strength Coach J.C. Moreau, LaKendra Spates, Lauren Ervin, Whitney Jones, Head Coach Susie Gardner, Assistant Coach Mike Neighbors, Director of Basketball Operations Khadija J. Head, Athletic Trainer Jeremy Braziel, Assistant Athletic Trainer Katie Weindinger, manager Nathan Bodenstein.

2007-08

NO.	NAME	POS.	CL.	HOMETOWN	PPG	RPG
2	Shanita Arnold	G	Fr./HS	Fort Smith, Ark./Northside	1.8	1.1
4	Whitney Zachariason	F	Fr./HS	North Little Rock, Ark./Central Arkansas Christian	DNP	
10	Kendra Roberts	G	So./1VL	Fort Smith, Ark./Northside	1.1	0.8
23	Hailey Nutt	G	Fr./HS	Fayetteville, Ark./Fayetteville	–	0.3
24	Brittney Richardson	F	Fr./HS	Salem, Ark./Mountain Home	3.9	0.8
25	Brittney Vaughn	G	Sr./3VL	Plano, Texas/Plano West	10.6	4.0
31	Whitney Jones	P	Jr./2VL	Blytheville, Ark./Blytheville	10.5	7.0
32	Charity Ford	G	So./1VL	Arlington, Texas/Seguin	8.0	2.4
33	Sarah Pfeifer	F	Sr./3VL	Ozark, Ark./Ozark	9.5	4.9
34	Ayana Brereton	F	Jr./2VL	Angleton, Texas/Angleton	11.5	4.7
44	Lauren Ervin	P	Sr./1VL	Los Angeles, Calif./Mt. San Antonio	16.0	11.0
54	Ashlea Williams	P	Fr./HS	Springfield, Mo./Hillcrest	1.2	1.7

Head Coach: Tom Collen (Bowling Green, 1977)
Associate Head Coach: Tim Eatman (Talladega, 1988)
Assistant Coaches: Zenarae Antoine (Colorado State, 1998), Greg Collins (Louisville, 1988)
Executive Director of Basketball Operations: Amber Shirey (Arkansas, 1992)

Front Row (L–R): Shanita Arnold, Charity Ford, Hailey Nutt, Whitney Jones, Sarah Pfeifer, Ayana Brereton, Brittney Richardson, Kendra Howard, Brittney Vaughn. Back Row (L–R): manager Trudi Spencer, manager Haley Bestgen, Head Coach Tom Collen, Video Coordinator Jake Nelp, Assistant Coach Greg Collins, Associate Head Coach Timothy Eatman, Whitney Zachariason, Lauren Ervin, Ashlea Williams, Assistant Coach Zenarae Antoine, Strength Coach J.C. Moreau, Graduate Assistant Angie Nelp, Basketball Athletic Trainer Jeremy Braziel, Executive Director of Basketball Operations Amber Shirey, manager Erin Cox, Assistant Athletic Trainer Joanna Schafthausen.

ALL-TIME ROSTERS

2008-09

NO.	NAME	POS.	CL.	HOMETOWN	PPG	RPG
2	Shanita Arnold	G	So./1VL	Fort Smith, Ark./Northside	5.7	2.3
3	Jamesha Townsend	F	Fr./HS	Chula Vista, Calif./Bonita Vista	0.5	0.7
12	Ashley Daniels	P	Fr./HS	Coldwater, Miss./Coldwater	1.7	2.6
13	Julie Inman	G	Fr./HS	Carlisle, Ark./Carlisle	1.9	0.9
22	C'eira Ricketts	G	Fr./HS	Louisville, Ky./Fairdale	12.6	6.3
23	Ashley McCray	P	Jr./TR	Sanford, Fla./Chipola CC/Seminole HS	5.3	3.8
24	Brittney Richardson	F	So./1VL	Salem, Ark./Mountain Home	3.5	1.2
31	Whitney Jones	P	Sr./3VL	Blytheville, Ark./Blytheville	10.5	7.7
32	Charity Ford	G	Jr./2VL	Arlington, Texas/Seguin	7.3	2.3
33	Lyndsay Harris	G	Fr./HS	Hoover, Ala./Hoover	9.6	3.0
34	Ayana Brereton	F	Sr./3VL	Angleton, Texas/Angleton	10.3	5.5
54	Ashlea Williams	P	So./1VL	Springfield, Mo./Hillcrest	0.9	0.9

Head Coach: Tom Collen (Bowling Green, 1977)
Associate Head Coach: Tim Eatman (Talladega, 1988)
Assistant Coaches: Zenarae Antoine (Colorado State, 1998) and Greg Collins (Louisville, 1988)
Graduate Assistant Coach: David Walker (Harding, 2008)
Executive Director of Basketball Operations: Amber Shirey (Arkansas, 1992)

Front Row (L–R): Ayana Brereton, Jamesha Townsend, Julie Inman, Lyndsay Harris, Shanita Arnold, Ceira Ricketts, Charity Ford, Brittney Richardson. Back Row (L–R): manager Emily Pearson, manager Caroline Powell, Executive Director of Basketball Operations Amber Shirey, Basketball Athletic Trainer Jeremy Braziel, Assistant Coach Greg Collins, Associate Head Coach Timothy Eatman, Whitney Jones, Ashley McCray, Head Coach Tom Collen, Ashlea Williams, Ashley Daniels, Assistant Coach Zenarae Antoine, Graduate Assistant David Walker, Director of Strength and Conditioning for Olympic sports Todd Barbour, manager Grace Parker, manager Erin Cox, manager Haley Bestgen.

2009-10

NO.	NAME	POS.	CL.	HOMETOWN	PPG	RPG
3	Jamesha Townsend	F	So./1VL	Chula Vista, Calif./Bonita Vista	1.5	2.1
4	Sarah Watkins	P	Fr./HS	Germantown, Tenn./Houston HS	5.7	3.9
10	Caroline Powell	G	Jr./TR	Conway, Ark./Conway/Shelton State	0.0	1.0
12	Ashley Daniels	F	So./1VL	Coldwater, Miss./Coldwater	7.1	6.2
14	Kristen Gillespie	G	Fr./TR	Overland Park, Kan./Shawnee Mission South/OSU	DNP	
15	Skye Rees	P	Jr./JC	Drouin, Victoria/NE Oklahoma A&M	3.3	1.6
21	Dominique Robinson	F	Fr./HS	Baton Rouge, La./Capitol	5.3	3.8
22	C'eira Ricketts	G	So./1VL	Louisville, Ky./Fairdale	10.0	4.9
23	Ashley McCray	P	Sr./1VL	Sanford, Fla./Chipola CC/Seminole HS	3.8	2.7
24	Brittney Richardson	F	Jr./2VL	Mountain Home, Ark./Mountain Home	1.9	0.2
32	Charity Ford	G	Sr./2VL	Arlington, Texas/Seguin	12.6	3.7
33	Lyndsay Harris	G	So./1VL	Hoover, Ala./Hoover	12.5	2.5
44	Quistelle Williams	P	Fr./HS	East Kentwood, Mich./East Kentwood	4.2	3.9
54	Ashlea Williams	P	Jr./2VL	Springfield, Mo./Hillcrest	0.7	0.7

Head Coach: Tom Collen (Bowling Green, 1977/third year at Arkansas)
Associate Head Coach: Tim Eatman (Talladega, 1988)
Assistant Coaches: Zenarae Antoine (Colorado State, 1998); Greg Collins (Louisville, 1988)
Exec. Director of Basketball Operations: Amber Shirey (Arkansas, 1992)
Athletic Trainer: Jeremy Braziel (Oklahoma State, 2000)

Front Row (L–R): Ashlea Williams, Brittney Richardson, Julie Inman, Lyndsay Harris, Charity Ford, Head Coach Tom Collen, C'eira Ricketts, Dominique Robinson, Jamesha Townsend, Kristen Gillespie, Quistelle Williams. Back Row (L–R): manager Emily Pearson, Executive Director of Basketball Operations Amber Shirey, manager Jeff Brazil, Assistant Coach Greg Collins, Graduate Assistant David Walker, Assistant Coach Zenarae Antoine, Sarah Watkins, Ashley McCray, Skye Rees, Ashley Daniels, Associate Head Coach Timothy Eatman, Strength Coach Todd Barbour, Athletic Trainer Jeremy Braziel, manager Erin Cox, manager Haley Bestgen, manager Grace Parker.

2010-11

NO.	NAME	POS.	CL.	HOMETOWN	PPG	RPG
1	Keira Peak	F	Fr.	Clyattville, Ga./Lowndes	14.0	2.0
2	Kelsey Hatcher	G	So.–Tr.	Little Rock, Ark./CAC/Oklahoma State	RS	
3	Jamesha Townsend	F	Jr.	Chula Vista, Calif./Bonita Vista	1.5	2.1
4	Sarah Watkins	P	So.	Germantown, Tenn./Houston	5.7	3.9
10	Chrisstasia Walter	F	Fr.	Texarkana, Ark./Arkansas	4.0	3.0
11	Amanda Westbrook	G	Fr.	Little Rock, Ark./Mount St. Mary Academy	DNP	
12	Ashley Daniels	F	Jr.	Coldwater, Miss./Coldwater	7.1	6.2
13	Julie Inman	G	Jr.	Carlisle, Ark./Carlisle	0.5	0.6
14	Erin Gatling	G	Jr.–Tr.	Van Buren, Ark./Van Buren	RS	
15	Skye Rees	P	Sr.	Drouin, Victoria, Aust./NE Oklahoma A&M	3.3	1.6
21	Dominique Robinson	F	So.	Baton Rouge, La./Capitol	5.3	3.8
22	C'eira Ricketts	G	Jr.	Louisville, Ky./Fairdale	10.0	4.9
23	Caroline Powell	G	Sr.	Conway, Ark./Conway HS/Shelton State CC	0.0	1.0
24	Brittney Richardson	G/F	Sr.	Mountain Home, Ark./Mountain Home	1.9	0.2
33	Lyndsay Harris	G	Jr.	Hoover, Ala./Hoover	12.5	2.5
44	Quistelle Williams	F	So.	Grand Rapids, Mich./Ottawa Hills	4.2	3.9
45	Yashira Delgado	G	Fr.	Kissimmee, Fla./West Oaks Academy	5.0	3.0

Head Coach: Tom Collen
Associate Head Coach: Timothy Eatman
Assistant Coaches: Zenarae Antoine, Greg Collins
Director of Operations: Amber Shirey

Front Row (L–R): Chrisstasia Walter, Caroline Powell, Amanda Westbrook, Julie Inman, Lyndsay Harris, Kelsey Hatcher, Dominique Robinson, Brittney Richardson, Keira Peak, Yashira Delgado. Second Row (L–R): Amanda Coughlin, Michael Jennings, Erin Gatling, Quistelle Williams, C'eira Ricketts, Skye Rees, Ashley Daniels, Keira Peak, Sarah Watkins, Morgan Myrick, Grace Parker, Morgan Abernathy. Back Row (L–R): Jeremy Braziel, Ashlea Williams, Todd Barbour, Assistant Coach Zenarae Antoine, Head Coach Tom Collen, Associate Head Coach Timothy Eatman, Assistant Coach Greg Collins, Director of Operations Amber Shirey, Video Coordinator Jeff Brazil, Assistant Video Coordinator Wyatt Hodges.

2011-12

NO.	NAME	POS.	CL.	HOMETOWN	PPG	RPG
1	Keira Peak	F	So.	Clyattville, Ga./Lowndes	4.3	3.0
2	Kelsey Hatcher	G	So.–Tr.	Little Rock, Ark./CAC/Oklahoma State	1.1	0.5
3	Jamesha Townsend	F	Sr.	Chula Vista, Calif./Bonita Vista	0.8	1.2
4	Sarah Watkins	P	Jr.	Germantown, Tenn./Houston HS	10.0	4.4
11	Calli Berna	PG	Fr.	Fayetteville, Ark./Fayetteville	3.6	2.6
12	Ashley Daniels	F	Sr.	Coldwater, Miss./Coldwater	7.8	6.4
13	Julie Inman	G	Sr.	Carlisle, Ark./Carlisle	0.2	0.5
14	Erin Gatling	G	Jr.–Tr.	Van Buren, Ark./Van Buren/Southern Miss	3.2	1.2
21	Dominique Robinson	F	So.	Baton Rouge, La./Capitol	6.6	3.9
22	C'eira Ricketts	G	Sr.	Louisville, Ky./Fairdale	11.3	4.5
24	Quistelle Williams	F	Jr.	Grand Rapids, Mich./Ottawa Hills	5.3	4.4
25	Joey Bailey	F	Fr.	Gunter, Texas/Gunter	0.4	2.3
33	Lyndsay Harris	G	Sr.	Hoover, Ala./Hoover	9.6	2.1
42	Jhasmin Bowen	F	Fr.	Wichita, Kan./Wichita Heights	3.1	2.1

Head Coach: Tom Collen
Assistant Coaches: Greg Collins, Tari Cummings, Nicki Collen
Director of Operations: Amber Shirey
Director of Video and Scouting: Jeff Brazil

Front Row (L–R): Keira Peak, Dominique Robinson, Joey Bailey, Quistelle Williams, Sarah Watkins, Ashley Daniels, Jamesha Townsend, Jhasmin Bowen, Kelsey Hatcher, Lyndsay Harris. Back Row (L–R): Assistant Video Coordinator Wyatt Hodges, manager Jacob Tolman, manager Amanda Coughlin, manager Kendall Ruff, Athletic Trainer Jeremy Braziel, Strength Coach Todd Barbour, Erin Gatling, C'eira Ricketts, Assistant Coach Greg Collins, Assistant Coach Nicki Collen, Head Coach Tom Collen, Assistant Coach Tari Cummings, Calli Berna, Julie Inman, Video Coordinator Jeff Brazil, Student Assistant Ashlea Williams, Director of Operations Amber Shirey, manager Morgan Myrick, manager Michael Jennings.

ALL-TIME ROSTERS

2012-13

NO.	NAME	POS.	CL.	HOMETOWN	PPG	RPG
1	Keira Peak	F	Jr.	Clyattville, Ga./Lowndes	9.2	7.0
3	Kelsey Hatcher	G	Sr.	Little Rock, Ark./CAC/Oklahoma State	4.3	0.5
4	Sarah Watkins	P	Sr.	Germantown, Tenn./Houston HS	12.8	4.6
11	Calli Berna	PG	So.	Fayetteville, Ark./Fayetteville	7.0	4.2
12	Dominique Wilson	G	Fr.	Powder Springs, Ga./McEachern	6.6	2.5
13	Ana-Carlota Faussurier	F	Fr.	Yecla, Spain/IES Joaquin Blume	RS	
14	Erin Gatling	G	Sr.	Van Buren, Ark./Van Buren/SMU	5.9	1.7
21	Dominique Robinson	F	Jr.	Baton Rouge, La./Capitol	3.4	2.1
23	Mia Melton	G	Fr.	Celina, Texas/Timber Creek	0.0	0.0
24	Quistelle Williams	F	Sr.	Grand Rapids, Mich./Ottawa Hills	10.2	7.0
25	Joey Bailey	F	Fr.	Gunter, Texas/Gunter	1.1	1.6
33	Melissa Wolff	G	Fr.	Cabot, Ark./Cabot	4.0	3.1
42	Jhasmin Bowen	F	So.	Wichita, Kan./Wichita Heights	6.8	4.0

Head Coach: Tom Collen (Bowling Green State, 1977) (Sixth Season)
Assistant Coaches: Tari Cummings (Oklahoma State, 2003),
Nicki Collen (Marquette, 1997), Amber Shirey (Arkansas, 1992)
Director of Basketball Operations: Jessica Bowie (Millsaps College, 2010)
Director of Video and Basketball Operations: Jeff Brazil (Arkansas, 2010)

Front Row (L-R): Erin Gatling, Dominique Wilson, Dominique Robinson, Calli Berna, Quistelle Williams, Joey Bailey, Sarah Watkins, Jhasmin Bowen, Ana-Carlota Faussurier, Melissa Wolff, Kelsey Hatcher, Keira Peak, Mia Melton. Back Row (L-R): manager Alex Fessler, Assistant Video Coordinator Wyatt Hodges, manager Kendall Ruff, manager Brooke Rogers, Graduate Assistant Mike Jennings, Strength Coach Todd Barbour, Assistant Coach Tari Cummings, Assistant Coach Nicki Collen, Head Coach Tom Collen, Assistant Coach Amber Shirey, Director of Operations Jessica Bowie, Video Coordinator Jeff Brazil, Athletic Trainer Natalie Trotter, manager Amanda Coughlin, manager Amber Earls.

2013-14

NO.	NAME	POS.	CL.	HOMETOWN	PPG	RPG
00	Jessica Jackson	F	Fr.	Jacksonville, Ark./Jacksonville HS	16.2	6.0
1	Keira Peak	F	Sr.	Clyattville, Ga./Lowndes	10.2	4.9
3	McKenzie Adams	G	Fr.	Frisco, Texas/Frisco Centennial	8.6	2.1
11	Calli Berna	PG	Jr.	Fayetteville, Ark./Fayetteville HS	7.0	4.1
13	Ana-Carlota Faussurier	F	So.	Yecla, Spain/IES Joaquin Blume	2.3	1.6
15	Kelsey Brooks	G	Fr.	Lenexa, Kan./Olathe Northwest	6.4	2.4
20	Aujontae Daniels	F	So.	Little Rock, Ark./Parkview	0.5	1.0
22	Bria Pitts	G/F	Fr.	Broken Arrow, Okla./East Central	3.2	0.8
25	Joey Bailey	F	R-So.	Gunter, Texas/Gunter	1.5	2.0
32	Khadijah West	F	Fr.	Shreveport, La./Huntington	1.2	1.2
33	Melissa Wolff	G	So.	Cabot, Ark./Cabot	4.6	5.0
42	Jhasmin Bowen	F	Jr.	Wichita, Kan./Wichita Heights	8.8	4.8

Head Coach: Tom Collen
Assistant Coaches: Nicki Collen, Tari Cummings, Amber Shirey
Director of Internal Operations: Jeff Brazil
Director of External Operations: Simeon Hinsey

L-R: McKenzie Adams, Aujontae Daniels, Kelsey Brooks, Khadijah West, Jhasmin Bowen, Ana Faussurier, Jessica Jackson, Joey Bailey, Melissa Wolff, Keira Peak, Calli Berna, Bria Pitts.

2014-15

NO.	NAME	POS.	CL.	HOMETOWN	PPG	RPG
00	Jessica Jackson	F	So.	Jacksonville, Ark./Jacksonville HS	14.9	6.3
3	McKenzie Adams	G	So.	Frisco, Texas/Frisco Centennial	Transferred	
11	Calli Berna	G	Sr.	Fayetteville, Ark./Fayetteville HS	5.7	5.2
13	Nicole Bolt				Left Team	
14	McKinley Bostad	G	Fr.	Kennedale, Texas/Kennedale	2.5	0.8
15	Kelsey Brooks	G	So.	Lenexa, Kan./Olathe NW	13.8	4.8
21	Katie Powell	F	Fr.	Duluth, Ga./Duluth	2.6	1.8
22	Bria Pitts	G/F	So.	Broken Arrow, Okla./East Central	Transferred	
25	Joey Bailey	F	R-Jr.	Gunter, Texas/Gunter	0.8	1.7
32	Khadijah West	F	So.	Shreveport, La./Huntington	1.6	2.6
33	Melissa Wolff	F	Jr.	Cabot, Ark./Cabot	8.4	7.8
42	Jhasmin Bowen	F	Sr.	Wichita, Kan./Wichita Heights	10.7	6.4

Head Coach: Jimmy Dykes
Assistant Coaches: Tari Cummings, Christy Smith, Simeon Hinsey
Director of Operations: Amber Shirey
Director of Video and Scouting: Jeff Brazil

Front Row (L-R): McKinley Bostad, Kelsey Brooks, Melissa Wolff, Jhasmin Bowen, Head Coach Jimmy Dykes, Calli Berna, McKenzie Adams, Nicole Bolt, Bria Pitts. Second Row (L-R): Graduate Assistant John Clark, Graduate Assistant Betsy Adams, Assistant Coach Christy Smith, Assistant Coach Tari Cummings, Khadijah West, Joey Bailey, Katie Powell, Jessica Jackson, Assistant Coach Simeon Hinsey, Director of Operations Amber Shirey, Video Coordinator Jeff Braziel. Back Row (L-R): manager Lindsay Lawrence, manager Joseph Richardson, manager Maggie Bricker, Assistant Athletic Trainer Natalie Trotter, Assistant Strength Coach Todd Barbour, manager Brandon Kirkpatrick, manager Kendall Ruff, manager Amber Earls.

2015-16

NO.	NAME	POS.	CL.	HOMETOWN	PPG	RPG
00	Jessica Jackson	F	Jr.	Jacksonville, Ark./Jacksonville HS	16.5	6.3
3	Malica Monk	G	Fr.	North Little Rock, Ark./North Little Rock	4.1	1.1
4	Keiryn Swenson	G/F	Fr.	Wichita, Kan./Maize	2.7	2.4
12	Briunna Freeman	G	Fr.	Pelham, Ga./Pelham	1.6	2.1
15	Kelsey Brooks	G	Jr.	Lenexa, Kan./Olathe Northwest	6.7	2.1
21	Devin Cosper	G	So.	Coffeyville, Kan./Field Kindley/Coffeyville	8.9	3.3
22	Bailey Zimmerman	G/F	Fr.	St. Vincent, Ark./Wonderview	1.2	1.1
24	Jordan Danberry	G	Fr.	Conway, Ark./Conway	6.7	2.6
25	Tatiyana Smith	C	Jr.-Tr.	Plano, Texas/Plano/Ark Baptist	1.0	0.3
32	Khadijah West	F	Jr.	Shreveport, La./ Huntington	1.9	2.5
33	Melissa Wolff	F	Sr.	Cabot, Ark./Cabot	5.8	7.6
35	Alecia Cooley	C	Jr.-Tr.	Evanston, Ill./Evanston Township/State Fair CC	6.5	4.8

Head Coach: Jimmy Dykes
Assistant Coaches: Tari Cummings, Christy Smith, Tommy Deffebaugh
Director of Operations: Amber Shirey
Director of Video and Scouting: Jeff Brazil
Director of Student-Athlete Development: Simeon Hinsey

Front Row (L-R): Jordan Danberry, Keiryn Swenson, Alecia Cooley, Jessica Jackson, Melissa Wolff, Head Coach Jimmy Dykes, Kelsey Brooks, Khadijah West, Tatiyana Smith, Bailey Zimmerman, Malica Monk. Second Row (L-R): manager Jarrett Lowrimore, Graduate Assistant John Clark, Director of External Operations Simon Hinsey, Director of Operations Amber Shirey, Assistant Coach Tommy Deffebaugh, Briunna Freeman, Devin Cosper, Assistant Coach Tari Cummings, Assistant Coach Christy Smith, Strength Coach Todd Barbour, Athletic Trainer Natalie Trotter, Director of Video and Scouting Jeff Brazil. Back Row (L-R): manager Colton Crowder, manager Justine Yu, manager Demi Hargrove, manager Kendal Ruff, Graduate Assistant Betsy Adams, manager Maggie Bricker, manager Lindsay Lawrence.

ALL-TIME ROSTERS

2016-17

NO.	NAME	POS.	CL.	HOMETOWN	PPG	RPG
00	Jessica Jackson	F	Sr.	Jacksonville, Ark./Jacksonville HS	14.7	6.4
2	Aaliyah Wilson	G/F	Fr.	Muskogee, Okla./Muskogee	4.8	2.9
3	Malica Monk	G	So.	North Little Rock, Ark./North Little Rock	9.1	3.0
4	Keiryn Swenson	G/F	So.	Wichita, Kan./Maize	8.0	4.1
10	Kiara Williams	F/C	Fr.	Little Rock, Ark./Little Rock Central	3.1	2.8
12	Briunna Freeman	G	So.	Pelham, Ga./Pelham	8.2	2.6
14	Jailyn Mason	PG	Fr.	Mason, Ohio/William Mason	7.5	3.9
20	Sydney Stout	F	Fr.	Bixby, Okla./Bixby	1.1	0.7
21	Devin Cosper	G	Jr.	Coffeyville, Kan./Field Kindley/Coffeyville CC	6.4	2.2
22	Bailey Zimmerman	G/F	So.	St. Vincent, Ark./Wonderview	4.5	3.8
24	Jordan Danberry	G	So.	Conway, Ark./Conway	4.7	3.8
25	Tatiyana Smith	C	Sr.	Plano, Texas/Plano/Arkansas Baptist	Medical	
35	Alecia Cooley	C	Sr.	Evanston, Ill./Evanston Township/State Fair CC	6.4	5.2
42	Yasmeen Ratliff	C	Fr.	Alpharetta, Ga./St. Francis Day	RS	

Head Coach: Jimmy Dykes
Assistant Coaches: Tari Cummings, Tommy Deffebaugh, Chenel Harris
Director of Operations: Amber Shirey
Director of Video and Scouting: Jeff Brazil
Director of Student–Athlete Development: Tim Gill

Front Row (L–R): Jordan Danberry, Bailey Zimmerman, Jessica Jackson, Head Coach Jimmy Dykes, Alecia Cooley, Tatiyana Smith, Devin Cosper. Second Row (L–R): Keiryn Swenson, Aaliyah Wilson, Briunna Freeman, Sydney Stout, Yasmeen Ratliff, Jailyn Mason, Kiara Williams, Malica Monk. Back Row: Athletic Trainer Natalie Trotter, Director of Video Jeff Brazil, Assistant Coach Chenel Harris, Assistant Coach Tommy Deffebaugh, Assistant Coach Tari Cummings, Director of Operations Amber Shirey, Director of Student–Athlete Development Tim Gill, Graduate Assistant Coach Kendall Ruff, Strength and Conditioning Coach Todd Barbour.

2017-18

NO.	NAME	POS.	CL.	HOMETOWN	PPG	RPG
0	A'Tyanna Gaulden*	G	R–So.	Ocilla, Ga./Americus Sumter/Florida State	–	–
1	Raven Northcross–Baker	G	Fr.	Malvern, Ark./Malvern/Chipola College	5.6	2.6
3	Malica Monk	G	Jr.	North Little Rock, Ark./North Little Rock	15.9	3.4
4	Keiryn Swenson	G/F	Jr.	Wichita, Kan./Maize	4.2	2.2
10	Kiara Williams	F/C	So.	Little Rock, Ark./Little Rock Central	8.2	6.8
12	Brenna McClure**	G	R–So.	Lyons, Kan./Lyons/Hutchinson CC	0.0	0.0
13	Grayce Spangler	G	Fr.	Fayetteville, Ark./Fayetteville	0.5	0.3
14	Jailyn Mason	PG	So.	Mason, Ohio/William Mason	11.0	4.1
20	Sydney Stout	F	So.	Bixby, Okla./Bixby	0.4	0.6
21	Devin Cosper	G	Gr.	Coffeyville, Kan./Field Kindley/Coffeyville CC	14.1	5.6
22	Bailey Zimmerman	G/F	Jr.	St. Vincent, Ark. /Wonderview	4.2	3.2
24	Taylah Thomas	F	Fr.	Arlington, Texas/Mansfield Timberview	3.7	4.6
30	Macy Weaver	F	Fr.	Davis Junction, Ill./Stillman Valley	1.4	1.7
33	Chelsea Dungee*	G	R–So.	Sapulpa, Okla./Sapulpa/Oklahoma	–	–

*Did not play the 2017–18 season due to NCAA transfer rules
**Joined team as a walk on at semester.

Head Coach: Mike Neighbors, Arkansas, 1993
Assistant Coach: Todd Schaefer, Thomas More College, 1995
Assistant Coach: Lacey Goldwire, Oklahoma State, 2010
Assistant Coach: Pauline Love, Southern Miss, 2010
Director of Operations: Amber Shirey, Arkansas, 1992
Director of Video and Scouting: Jeff Brazil, Arkansas, 2010

Front Row (L–R): Freshman Grayce Spangler, sophomore A'Tyanna Gaulden, junior Bailey Zimmerman, junior Malica Monk, Head Coach Mike Neighbors, senior Devin Cosper, sophomore Chelsea Dungee, sophomore Sydeny Stout, sophomore Jailyn Mason. Second Row (L–R): Director of Video and Scouting Jeff Brazil, Athletic Trainer Natalie Trotter, Director of Basketball Operations Amber Shirey, sophomore Kiara Williams, freshman Macy Weaver, junior Keiryn Swenson, freshman Taylah Thomas, junior Raven Northcross–Baker, Assistant Coach Todd Schaefer, Assistant Coach Pauline Love, Assistant Coach Lacey Goldwire, Head Strength and Conditioning Coach Todd Barbour. Back Row (L–R): manager Tyler Asher, manager Tanner Hold, manager Demi Hargrove, manager Jarrett Lowrimore, graduate manager Colton Crowder, graduate manager Jaien Powell, manager Daleney Osbourn, manager Kira Briggs.

2018-19

NO.	NAME	POS.	CL.	HOMETOWN	PPG	RPG
0	A'Tyanna Gaulden	G	R–So.	Ocilla, Ga./Americus Sumter/Florida State	5.0	1.3
1	Raven Northcross–Baker	G	Sr.	Malvern, Ark./Malvern/Chipola College	3.1	1.1
2	Alexis Tolefree	G	Jr.	Conway, Ark./Conway/Jones County	10.2	3.1
3	Malica Monk	G	Sr.	North Little Rock, Ark./North Little Rock	12.7	2.4
4	Keiryn Swenson	G/F	Sr.	Wichita, Kan./Maize	N/A	N/A
10	Kiara Williams	F/C	Jr.	Little Rock, Ark./Little Rock Central	6.8	6.6
11	Erynn Barnum	F	Fr.	Little Rock, Ark./Little Rock Central	N/A	N/A
13	Grayce Spangler	G	So.	Fayetteville, Ark./Fayetteville	1.6	0.2
14	Jailyn Mason	PG	Jr.	Mason, Ohio/William Mason	7.9	3.6
20	Sydney Stout	F	Jr.	Bixby, Okla./Bixby	0.3	0.5
21	Devin Cosper	G	Gr.	Coffeyville, Kan./Field Kindley/Coffeyville CC	N/A	N/A
22	Bailey Zimmerman	G/F	Sr.	St. Vincent, Ark./Wonderview	3.5	3.5
23	Amber Ramirez*	G	Jr.	San Antonio, Texas/Wagner/TCU	N/A	N/A
24	Taylah Thomas	F	So.	Arlington, Texas/Mansfield Timberview	3.6	5.0
30	Macy Weaver	F	So.	Davis Junction, Ill./Stillman Valley	1.3	1.7
33	Chelsea Dungee	G	R–So.	Sapulpa, Okla./Sapulpa/Oklahoma	20.5	4.3
52	Rokia Doumbia	G	Fr.	Mali, Africa/Bradenton, Fla./IMG Academy	1.0	1.0

*Did not play the 2018–19 season due to NCAA transfer rules

Head Coach: Mike Neighbors, Arkansas, 1993
Assistant Coach: Todd Schaefer, Thomas More College, 1995
Assistant Coach: Lacey Goldwire, Oklahoma State, 2010
Assistant Coach: Pauline Love, Southern Miss, 2010
Director of Operations: Amber Shirey, Arkansas, 1992
Director of Student–Athlete Development: C'eira Ricketts, Arkansas, 2015
Director of Video and Scouting: Jeff Brazil, Arkansas, 2010

Front Row (L–R): Alexis Tolefree, Grayce Spangler, Sydeny South, Raven Northcross–Baker, Bailey Zimmerman, Malica Monk, Rokia Doumbia, A'Tyanna Gaulden, Chelsea Dungee. Second Row (L–R): Director of Video and Scouting Jeff Brazil, Assistant Coach Lacey Goldwire, Head Coach Mike Neighbors, Amber Ramirez, Jailyn Maosn, Taylah Thomas, Kiara Williams, Macy Weaver, Assistant Coach Pauline Love, Assistant Coach Todd Schaefer, Graduate Assistant Heather Corral, Director of Basketball Operations Amber Shirey. Back Row (L–R): manager Evan Johnston, manager Makayla Grant, manager Olivia James, Graduate Assistant Jalen Powell, Director of Student–Athlete Development C'eira Ricketts, Head Strength and Conditioning Coach Todd Barbour, Assistant Athletic Trainer Natalie Trotter, manager Delaney Osborn, manager Kira Briggs.

ALL-TIME ROSTERS

2019-20

NO.	NAME	POS.	CL.	HOMETOWN	PPG	RPG
0	A'Tyanna Gaulden	G	R–Jr.	Ocilla, Ga./Americus Sumter/Florida State	6.9	2.1
1	Marquesha Davis	G/F	Fr.	Springdale, Ark./Springdale	2.5	2.1
2	Alexis Tolefree	G	Sr.	Conway, Ark./Conway/Jones County	16.3	4.3
4	Erynn Barnum	F	R–Fr.	Little Rock, Ark./Little Rock Central	5.0	4.0
10	Kiara Williams	F/C	Sr.	Little Rock, Ark./Little Rock Central	4.8	2.5
13	Grayce Spangler	G	Jr.	Fayetteville, Ark./Fayetteville	0.5	0.0
14	Jailyn Mason	PG	Sr.	Mason, Ohio/William Mason	–	–
23	Amber Ramirez*	G	R–Jr.	San Antonio, Texas/Wagner/TCU	14.7	3.2
24	Taylah Thomas	F	Jr.	Arlington, Texas/Mansfield Timberview	6.0	6.5
25	Destinee Oberg	C	Fr.	Burnsville, Minn./Academy of Holy Angels	1.0	0.6
30	Macy Weaver	F	Jr.	Davis Junction, Ill./Stillman Valley	–	–
33	Chelsea Dungee	G	R–Jr.	Sapulpa, Okla./Sapulpa/Oklahoma	16.9	4.8
35	Ginger Reece	F	Fr.	Lawton/Okla./Eisenhower	3.0	1.7
43	Makayla Daniels	G	Fr.	Frederick, Md./Frederick	9.3	1.7
52	Rokia Doumbia	G	So.	Mali, Africa/Bradenton, Fla./IMG Academy	3.2	4.2

*Did not play the 2018–19 season due to NCAA transfer rules

Head Coach: Mike Neighbors, Arkansas, 1993
Associate Head Coach: Todd Schaefer, Thomas More College, 1995
Assistant Coach: Pauline Love, Southern Miss, 2010
Assistant Coach: Chantel Osahor, Washington, 2017
Director of Operations: Amber Shirey, Arkansas, 1992
Director of Student–Athlete Development: C'eira Ricketts, Arkansas, 2015
Director of Video and Scouting: Jeff Brazil, Arkansas, 2010

Front Row (L–R): Taylah Thomas, Erynn Barnum, Marquesha Davis, Destinee Oberg, Ginger Reece, Kiara Williams, Macy Weaver, Chelsea Dungee. Second Row (L–R): Head Coach Mike Neighbors, A'Tyanna Gaulden, Grayce Spangler, Rokia Doumbia, Alexis Tolefree, Amber Ramirez, Makayla Daniels, Jailyn Mason, Avery Hughes. Third Row (L–R): Graduate Assistant Heather Corral, Assistant Coach Chantel Osahor, Associate Head Coach Todd Schaefer, Director of Basketball Operations Amber Shirey, Assistant Coach Pauline Love, Athletic Trainer Natalie Trotter, Director of Student–Athlete Development C'iera Ricketts. Back Row (L–R): Kira Briggs, Olivia James, Director of Video and Scouting Jeff Brazil, Graduate Assistant Jordan Dawkins, Delaney Osborn, Evan Johnston.

2020-21

NO.	NAME	POS.	CL.	HOMETOWN	PPG	RPG
1	Marquesha Davis	F	So.	McGehee, Ark./Springdale	4.6	2.1
3	Elauna Eaton	G	Fr.	Helena, Ark./Nettleton	N/A	N/A
4	Erynn Barnum	F	R–So.	Little Rock, Ark./Little Rock Central	7.7	4.6
11	Rylee Langerman	G	Fr.	Del City, Okla./Christian Heritage	1.2	1.1
12	Destiny Slocum	G	R–Sr.	Meridian, Idaho/Oregon State	15.0	3.3
13	Grayce Spangler	G	Sr.	Fayetteville, Ark./Fayetteville	0.0	0.0
14	Jailyn Mason	G	R–Sr.	Mason, Ohio/William Mason	3.5	2.2
20	Destinee McGhee	F	Fr.	Huntsville, Ala./Madison Academy	0.8	1.8
22	Avery Hughes	G	So.	Bentonville, Ark./Bentonville	1.7	0.3
23	Amber Ramirez	G	R–Sr.	San Antonio, Texas/Wagner/TCU	13.5	2.9
24	Taylah Thomas	F	Sr.	Arlington, Texas/Mansfield Timberview	4.2	6.0
25	Destinee Oberg	C	So.	Burnsville, Minn./Academy of Holy Angels	0.8	1.3
30	Macy Weaver	F	Sr.	Davis Junction, Ill./Stillman Valley	0.4	1.1
33	Chelsea Dungee	G	R–Sr.	Sapulpa, Okla./Sapulpa/Oklahoma	22.3	3.9
43	Makayla Daniels	G	So.	Frederick, M.D./Frederick	11.6	3.0

Head Coach: Mike Neighbors, Arkansas, 1993
Associate Head Coach: Todd Schaefer, Thomas More College, 1995
Assistant Coach: Pauline Love, Southern Miss, 2010
Assistant Coach: Chantel Osahor, Washington, 2017
Director of Operations: Amber Shirey, Arkansas, 1992
Director of Student–Athlete Development: C'eira Ricketts, Arkansas, 2015
Director of Video and Scouting: Jeff Brazil, Arkansas, 2010

Front Row (L–R): Director of Basketball Operations Amber Shirey, Jailyn Mason, Marquesha Davis, Grayce Spangler, Amber Ramirez, Head Coach Mike Neighbors, Makayla Daniels, Avery Hughes, Chelsea Dungee, Destiny Slocum, Associate Head Coach Todd Schaefer. Second Row (L–R): Assistant Coach Chantel Osahor, Destinee McGhee, Ginger Reece (transferred), Taylah Thomas, Destinee Oberg, Macy Weaver, Erynn Barnum, Rylee Langerman, Elauna Eaton, Assistant Coach Pauline Love. Third Row (L–R): Director of Video and Scouting Jeff Brazil, Head Athletic Trainer Simone Rush, Head Strength & Conditioning Coach Dave Richardson, Director of Student–Athlete Development C'eira Ricketts, Emily Bates, Graduate Assistant Jordan Dawkins.

2021-22

NO.	NAME	POS.	CL.	HOMETOWN	PPG	RPG
1	Marquesha Davis	F	Jr.	McGehee, Ark./Springdale (transferred)	5.9	2.4
2	Samara Spencer	G	Fr.	Fort Lauderdale, Fla./St. Thomas Aquinas	12.2	3.7
3	Elauna Eaton	G	R–Fr.	Helena, Ark./Nettleton	3.5	1.3
4	Erynn Barnum	F	R–So.	Little Rock, Ark./Little Rock Central	7.6	4.8
11	Rylee Langerman	G	Fr.	Del City, Okla./Christian Heritage	3.2	3.7
13	Sasha Goforth	G	So.	Fayetteville, Ark./Fayetteville	11.5	4.8
14	Saylor Poffenbarger	G	Fr.	Middletown, Md./Middletown/UConn	–	–
15	Ashlyn Sage	G	Fr.	Weatherford, Okla./Weatherford	1.2	0.8
22	Avery Hughes	G	So.	Bentonville, Ark./Bentonville	0.1	0.1
23	Amber Ramirez	G	R–Sr.	San Antonio, Texas/Wagner/TCU	15.4	4.6
24	Jersey Wolfenbarger	G/F	Fr.	Fort Smith, Ark./Northside	7.5	4.3
25	Destinee Oberg	C	So.	Burnsville, Minn./Academy of Holy Angels	1.4	1.6
30	Maryam Dauda	F	Fr.	Bentonville, Ark./Bentonville	–	–
43	Makayla Daniels	G	So.	Frederick, M.D./Frederick	14.0	5.3
55	Emrie Ellis	F	Fr.	Ada, Okla./Vanoss	2.9	2.1

Head Coach: Mike Neighbors, Arkansas, 1993
Associate Head Coach: Todd Schaefer, Thomas More College, 1995
Assistant Coach: Pauline Love, Southern Miss, 2010
Assistant Coach: Lacey Goldwire, Oklahoma State 2010
Director of Operations: Amber Shirey, Arkansas, 1992
Director of Student–Athlete Development: C'eira Ricketts, Arkansas, 2015
Director of Video and Scouting: Jeff Brazil, Arkansas, 2010

Front Row (L–R): Erynn Barnum, Destinee Oberg, Emrie Ellis, Makayla Daniels, Elauna Eaton, Samara Spencer, Amber Ramirez, Head Coach Mike Neighbors, Avery Hughes, Marquesha Davis, Ashlyn Sage, Rylee Langerman, Sasha Goforth, Maryam Dauda, Jersey Wolfenbarger. Second Row (L–R): Graduate Assistant Alexis Sevillian, Olivia James, Graduate Assistant Willie Chapple, Tyler Beckman, Director of Student–Athlete Development C'eira Ricketts, Director of Basketball Operations Amber Shirey, Assistant Coach Lacey Goldwire, Associate Head Coach Todd Schaefer, Assistant Coach Pauline Love, Special Assistant to the Head Coach & Director of Video Jeff Brazil, Head Athletic Trainer Simone Rush, Evan Johnston, Sagley Houghland, Sean McCone, Hunter Goad. Not Pictured: Saylor Poffenbarger

ALL-TIME ROSTERS

2022-23

NO.	NAME	POS.	CL.	HOMETOWN	PPG	RPG
0	Saylor Poffenbarger	G	R–Fr.	Middletown, Md./Middletown HS/UConn	8.5	6.9
2	Samara Spencer	G	So.	Fort Lauderdale, Fla./St. Thomas Aquinas HS	14.4	3.8
4	Erynn Barnum	F	R–Sr.	Little Rock, Ark./Little Rock Central HS	15.0	6.5
11	Rylee Langerman	G	Jr.	Norman, Okla./Christian Heritage HS	2.3	3.5
13	Sasha Goforth	G	Jr.	Fayetteville, Ark./Fayetteville HS/Oregon State	–	–
20	Karley Johnson	G	Fr.	Mustang, Okla./Mustang HS	0.1	0.2
21	Loren Lindsey	G	Fr.	Fayetteville, Ark./Fayetteville HS	0.0	0.1
22	Avery Hughes	G	Sr.	Bentonville, Ark./Bentonville HS	0.6	0.0
24	Jersey Wolfenbarger	F/G	So.	Fort Smith Ark./Northside HS	3.0	3.5
30	Maryam Dauda	F	R–Fr.	Bentonville, Ark./Bentonville HS	3.5	2.7
34	Chrissy Carr	G	R–Sr.	Eden Prairie, Minn./Manhattan HS/Syracuse	11.8	3.5
43	Makayla Daniels	G	Sr.	Frederick, Md./Frederick HS	13.2	4.1
55	Emrie Ellis	F	So.	Vanoss, Okla./Vanoss HS	1.0	1.3

Head Coach: Mike Neighbors, Arkansas, 1993
Associate Head Coach: Todd Schaefer, Thomas More College, 1995
Assistant Coach: Pauline Love, Southern Miss, 2010
Assistant Coach: Lacey Goldwire, Oklahoma State, 2010
Director of Operations: Amber Shirey, Arkansas, 1992
Director of Student–Athlete Development: Jayci Stone, Kansas State, 2008
Director of Video/Special Assistant to the HC: Jeff Brazil, Arkansas, 2010

Front Row (L–R): Graduate Assistant Alexis Sevillian, Avery Hughes, Samara Spencer, Makayla Daniels, Head Coach Mike Neighbors, Rylee Langerman, Karley Johnson, Loren Lindsey, Head Athletic Trainer Simone Rush. Second Row (L–R): Director of Basketball Operations Amber Shirey, Assistant Coach Pauline Love, Saylor Poffenbarger, Chrissy Carr, Emrie Ellis, Maryam Dauda, Jersey Wolfenbarger, Erynn Barnum, Director of Player Development Jayci Stone, Associate Head Coach Todd Schaefer, Assistant Coach Lacey Goldwire. Last Row (L–R): Assistant Strength & Conditioning Coach Tyler Beckman, manager Logan Burch, manager Sagely Houghland, Bailey Smedshammer, Gina Brownlee, Claire Halbmaier, Special Assistant to the Head Coach/Director of Video Jeff Brazil.

2023-24

NO.	NAME	POS.	CL.	HOMETOWN	PPG	RPG
0	Taliah Scott	G	Fr.	Orange Park, Fla./St. Johns Country Day	22.1	3.3
2	Samara Spencer	G	Jr.	Fort Lauderdale, Fla./St. Thomas Aquinas HS	13.9	4.6
4	Saylor Poffenbarger	G/F	R–So.	Middletown, Md./Middletown HS/UConn	10.2	11.2
8	Bea Franklin	G	Gr.	Seattle, Wash./Seattle Prep	0.0	0.3
13	Sasha Goforth	G	R–Jr.	Fayetteville, Ark./Fayetteville HS/Oregon State	3.0	2.7
20	Karley Johnson	G	So.	Mustang, Okla./Mustang HS	3.3	1.8
21	Loren Lindsey	G	So.	Fayetteville, Ark./Fayetteville HS	RS	
23	Carly Keats	G	So.	Philadelphia, Miss./Neshoba Central HS/Jones JC	6.1	1.3
24	Jersey Wolfenbarger	F/G	So.	Fort Smith Ark./Northside HS	DNP	
30	Maryam Dauda	F	R–So.	Bentonville, Ark./Bentonville HS	10.1	6.3
34	Jenna Lawrence	F	Fr.	Farmington, Ark./Farmington HS	2.5	2.5
43	Makayla Daniels	G	Gr.	Frederick, Md./Frederick HS	12.0	4.3
44	Maryn Archer	G	Fr.	Derby, Kan./Derby HS	RS	
55	Emrie Ellis	F	Jr.	Vanoss, Okla./Vanoss HS	1.1	1.4

Head Coach: Mike Neighbors, Arkansas, 1993
Associate Head Coach: Todd Schaefer, Thomas More College, 1995
Assistant Coach: Pauline Love, Southern Miss, 2010
Assistant Coach: Lacey Goldwire, Oklahoma State, 2010
Director of Operations: Amber Shirey, Arkansas, 1992
Director of Student–Athlete Development: Jayci Stone, Kansas State, 2008
Director of Video/Special Assistant to the HC: Evan Johnston, Arkansas, 2022

Front Row (L–R): manager Luke Poppen, manager Gina Brownlee, manager Bailey Smedshammer, Samara Spencer, Loren Lindsey, Maryn Archer, Head Coach Mike Neighbors, Taliah Scott, Carly Keats, Makayla Daniels, manager Claire Halbmaier, manager Logan Burch, manager Hunter Goad. Back Row (L–R): Assistant Coach Pauline Love, Head Athletic Trainer Simone Rush, Director of Basketball Operations Amber Shirey, Associate Head Coach Todd Schaefer, Karley Johnson, Saylor Poffenbarger, Jenna Lawrence, Maryam Dauda, Jersey Wolfenbarger, Emrie Ellis, Cristina Sanchez Cerqueira, Sasha Goforth, Assistant Coach Lacey Goldwire, Director of Student–Athlete Development Jayci Stone, Director of Video/Special Assistant to the Head Coach Evan Johnston, Strength & Conditioning Coach Tyler Beckman, Dietitian Charlotte McIntyre

YEAR-BY-YEAR RESULTS

1976-77

OVERALL: 10–6
HOME: 6–0; ROAD: 4–5; N: 0–1

	UA/OPP RK	TV	W/L	UA	OPP
Fri., 11–19 | North Arkansas CC!	–/–	–	L	67	70
Wed., 12–1 | at John Brown	–/–	–	W	92	87
Sat., 12–4 | at Bartlesville Wesleyan	–/–	–	W	68	19
Sat., 12–11 | John Brown	–/–	–	W	76	57
Sat., 1–15 | at Tulsa	–/–	–	L	47	55
Sat., 1–22 | NE Oklahoma State	–/–	–	W	62	61
Fri., 1–28 | at Cottey College	–/–	–	W	73	44
Sat., 1–29 | at SW Missouri State	–/–	–	W	56	46
Mon., 1–31 | at North Arkansas CC	–/–	–	L	65	67
Wed., 2–2 | Carl Albert CC	–/–	–	W	50	41
Fri., 2–4 | at NE Oklahoma State	–/–	–	L	54	63
Sat., 2–5 | at Oral Roberts	–/–	–	L	37	69
Mon., 2–7 | Arkansas Tech	–/–	–	W	53	49
Thurs., 2–10 | at Arkansas Tech	–/–	–	L	51	54
Sat., 2–19 | Bartlesville Wesleyan	–/–	–	W	108	29
Sat., 2–26 | Tulsa	–/–	–	W	59	48

! – Basketball Festival, West Fork, Ark.

1977-78

OVERALL: 14–9
HOME: 8–1; ROAD: 5–5; N: 1–3

	UA/OPP RK	TV	W/L	UA	OPP
Fri., 11–18 | Arkansas State–Beebe!	–/–	–	W	62	58
Sat., 11–19 | Eastern Oklahoma!	–/–	–	L	90	98
Tues., 11–22 | at Tulsa	–/–	–	W	68	50
Thurs., 12–1 | at John Brown	–/–	–	W	75	46
Tues., 12–6 | at Pittsburg State	–/–	–	W	67	52
Fri., 12–9 | at Little Rock	–/–	–	W	74	54
Sat., 12–10 | at Arkansas State	–/–	–	L	59	67
Wed., 12–14 | at Oklahoma	–/–	–	L	51	80
Mon., 1–9 | at Oklahoma State	–/–	–	L	53	56
Sat., 1–21 | John Brown	–/–	–	W	70	57
Tues., 1–24 | at NE Oklahoma State	–/–	–	L	47	56
Thurs., 1–26 | Tulsa	–/–	–	W	69	49
Tues., 1–31 | at Arkansas Tech	–/–	–	L	65	74
Thurs., 2–2 | Cottey College	–/–	–	W	97	29
Sat., 2–4 | NE Oklahoma State	–/–	–	W	72	60
Tues., 2–7 | SW Missouri State	–/–	–	W	66	35
Fri., 2–10 | Baylor#	–/–	–	L	62	71
Fri., 2–10 | Lamar#	–/–	–	L	50	55
Thurs., 2–16 | Oral Roberts	–/–	–	L	71	88
Sat., 2–18 | Oklahoma State	–/–	–	W	55	47
Tues., 2–21 | Arkansas Tech	–/–	–	W	61	51
Fri., 2–24 | at Central Arkansas	–/–	–	W	65	59
Thurs., 2–28 | Arkansas State	–/–	–	W	70	67

! – Basketball Festival, West Fork, Ark.
– Houston Tournament, Houston, Texas

1978-79

OVERALL: 7–13
HOME: 4–3; ROAD: 2–7; N: 1–3

	UA/OPP RK	TV	W/L	UA	OPP
Tues., 11–21 | at Tulsa	–/–	–	W	79	76
Tues., 11–28 | at John Brown	–/–	–	W	55	47
Thurs., 11–30 | at Louisiana Tech	–/18	–	L	28	82
Fri., 12–1 | Mississippi College!	–/–	–	L	47	86
Tues., 12–5 | at Oklahoma State	–/–	–	L	50	60
Sat., 12–16 | John Brown	–/–	–	W	73	48
Mon., 1–8 | Arkansas Tech	–/–	–	L	55	58
Tues., 1–9 | Pittsburg State	–/–	–	W	58	50
Tues., 1–16 | Tulsa	–/–	–	W	66	47
Sat., 1–20 | at NE Oklahoma State	–/–	–	L	64	79
Thurs., 1–25 | at Arkansas State	–/–	–	L	47	55
Thurs., 2–1 | at SW Missouri State	–/–	–	L	58	67
Sat., 2–3 | at Oral Roberts	–/–	–	L	46	63
Fri., 2–9 | Houston#	–/–	–	L	40	69
Sat., 2–10 | Prairie View#	–/–	–	W	48	45
Sat., 2–10 | Southern#	–/–	–	L	52	63
Wed., 2–14 | NE Oklahoma State	–/–	–	L	63	69
Tues., 2–20 | Oklahoma	–/–	–	L	53	65
Thurs., 2–22 | at Memphis State	–/–	–	L	66	86
Wed., 2–28 | Arkansas State	–/–	–	W	52	37

! – Ruston, La.
– City of Houston Tournament, Houston, Texas

YEAR-BY-YEAR RESULTS

1979-80
OVERALL: 15–10
HOME: 7–3; ROAD: 7–4; N: 1–3

	UA/OPP RK	TV	W/L	UA	OPP
Fri., 11–16 | Missouri Southern	–/–	–	W	53	45
Mon., 11–19 | Iowa State	–/–	–	W	56	39
Wed., 11–28 | at Crowder College	–/–	–	W	63	51
Sat., 12–1 | Rice	–/–	–	W	53	35
Thurs., 12–6 | Rice!	–/–	–	W	56	51
Sat., 12–8 | Texas Southern!	–/–	–	L	47	70
Wed., 12–12 | at Texas A&I!	–/–	–	W	71	54
Sat., 12–15 | NE Oklahoma State	–/–	–	W	62	58
Sat., 1–5 | at Pittsburg State	–/–	–	W (OT)	60	59
Fri., 1–11 | at New Orleans	–/–	–	W	71	47
Sat., 1–12 | at Tulane	–/–	–	W	66	65
Fri., 1–18 | Eastern Oklahoma	–/–	–	L	39	53
Sat., 1–19 | Oral Roberts	–/–	–	W	66	64
Tues., 1–22 | Oklahoma State	–/–	–	L	53	59
Sat., 1–26 | Alabama	–/–	–	W	68	54
Tues., 1–29 | SW Missouri State	–/–	–	W	68	36
Fri., 2–1 | at NE Oklahoma State	–/–	–	W	57	42
Fri., 2–8 | at North Texas State#	–/–	–	L	50	59
Sat., 2–9 | Texas Women's#	–/–	–	L	58	67
Tues., 2–12 | Memphis State	–/–	–	L	65	71
Fri., 2–15 | at Phillips	–/–	–	L (OT)	73	77
Sat., 2–16 | at Oklahoma	–/–	–	L	50	57
Fri., 2–25 | at Arkansas Tech	–/–	–	L	45	55
Sat., 3–1 | at Arkansas State	–/–	–	W	62	55
Thurs., 3–6 | Texas Tech$	–/–	–	L	46	74

! – Texas A&I Tournament, Kingsville, Texas
– Mean Green Classic, Denton, Texas
$ – SWAIAW Regional, Baton Rouge, La.

1980-81
OVERALL: 11–18
HOME: 7–6; ROAD: 1–9; N: 3–3

	UA/OPP RK	TV	W/L	UA	OPP
Tues., 11–18 | at Missouri Southern	–/–	–	W	67	61
Tues., 11–25 | Northeast Louisiana	–/–	–	W	77	68
Thurs., 12–4 | at Northwestern State	–/–	–	L	62	73
Sat., 12–6 | at SMU	–/–	–	L	58	69
Wed., 12–10 | Georgia	–/–	–	L	49	61
Sat., 12–13 | Arkansas State	–/–	–	W	57	50
Fri., 12–19 | at Drake	–/–	–	L	60	87
Sat., 12–20 | at Iowa State	–/–	–	L	60	71
Sat., 1–3 | Oklahoma	–/–	–	L	68	75
Thurs., 1–8 | at Wichita State!	–/–	–	L	47	68
Fri., 1–9 | Southern Illinois!	–/–	–	L	61	68
Sat., 1–10 | New Mexico!	–/–	–	W	69	50
Fri., 1–16 | at Alabama Birmingham	–/–	–	L	48	82
Sat., 1–17 | at Alabama	–/–	–	L	65	70
Sat., 1–24 | Oklahoma City	–/–	–	W	74	54
Mon., 1–26 | Arkansas Tech	–/2 NAIA	–	L	50	51
Thurs., 1–29 | Texas+	–/14	–	L	61	110
Fri., 1–30 | Texas A&M+	–/–	–	W	80	62
Sat., 1–31 | SMU+	–/–	–	W	66	61
Tues., 2–3 | Tulsa	–/–	–	W	88	67
Sat., 2–7 | Phillips	–/–	–	W	89	66
Tues., 2–10 | Baylor	–/–	–	L	62	73
Fri., 2–13 | Tennessee–Martin@	–/–	–	W	66	46
Sat., 2–14 | McNeese State@	–/–	–	W	77	62
Tues., 2–17 | at Memphis State	–/–	–	L	57	86
Sat., 2–21 | at Arkansas Tech	–/–	–	L	64	70
Mon., 2–23 | Delta State	–/17	–	L	53	84
Sat., 3–7 | Oklahoma State	–/–	–	L	68	69
Sat., 3–14 | Oral Roberts$	–/–	–	L	57	59

! – Pizza Hut Invitational, Wichita, Kan.
+ – SWC Tournament, Houston, Texas
@ – Lady Razorback Invitational, Fayetteville, Ark.
$ – SWAIAW Sub–Regional, Tulsa, Okla.

1981-82
OVERALL: 26–10
HOME: 12–0; ROAD: 6–7; N: 8–3

	UA/OPP RK	TV	W/L	UA	OPP
Tues., 11–17 | SE Oklahoma	–/–	–	W	64	58
Fri., 11–20 | Northwestern State	–/–	–	W	78	64
Mon., 11–23 | at Tulsa	–/–	–	W	76	60
Fri., 11–27 | at Tennessee Tech!	–/–	–	L	75	96
Sat., 11–28 | South Alabama!	–/–	–	W	78	55
Thurs., 12–3 | Centenary#	–/–	–	W	75	55
Sat., 12–5 | at Northeast Louisiana	–/–	–	W	70	68
Mon., 12–7 | at Oral Roberts	–/–	–	L	61	75
Sat., 12–12 | Centenary	–/–	–	W	67	47
Thurs., 12–17 | Grambling	–/–	–	W	83	60
Sat., 12–19 | Arkansas College&	–/–	–	W	57	39
Sat., 1–2 | Kansas State	–/20	–	W	68	53
Wed., 1–6 | SMU	–/–	–	W	76	59
Sat., 1–9 | Evangel College	–/–	–	W	88	41
Tues., 1–12 | Oral Roberts	–/–	–	W	61	57
Fri., 1–15 | at SW Louisiana	–/–	–	W	90	59
Sat., 1–16 | at McNeese State	–/–	–	L	75	96
Sat., 1–23 | Southern	–/–	–	W	85	64
Wed., 1–27 | Texas Tech+	–/–	–	W	70	55
Thurs., 1–28 | Baylor+	–/–	–	W	71	66
Fri., 1–29 | Texas+	–/10	–	L	53	68
Fri., 2–5 | at Oklahoma City	–/–	–	L	48	54
Sun., 2–7 | at Oklahoma	–/–	–	L	64	65
Fri., 2–12 | at Texas A&M	–/–	–	W	70	60
Sat., 2–13 | at Houston	–/–	–	W	72	62
Tues., 2–16 | Oklahoma State	–/–	–	W	79	70
Fri., 2–19 | Texas Southern@	–/–	–	W	65	56
Sat., 2–20 | Wichita State@	–/–	–	W	82	72
Tues., 2–23 | at Delta State	–/18	–	L	64	75
Fri., 2–26 | Indiana~	–/–	–	L	60	63
Sat., 2–27 | at Alaska~	–/–	–	W	85	52
Sun., 2–28 | Washington~	–/–	–	W (OT)	75	70
Thurs., 3–11 | Oklahoma City$	–/–	–	W	78	67
Fri., 3–12 | Wayland Baptist$	–/–	–	L	57	61
Sat., 3–13 | New Orleans$	–/–	–	W	76	74
Sun., 3–21 | at California$$	–/–	–	L	62	66

! – Tip–Off Classic, Cookeville, Tenn.
– Camden, Ark.
& – Wynne, Ark.
+ – SWC Tournament, College Station, Texas
@ – Lady Razorback Invitational, Fayetteville, Ark.
~ – Northern Lights Invitational, Anchorage, Alaska
$ – SWAIAW Regional, Lubbock, Texas
$$ – AIAW Championships, Berkeley, Calif.

1982-83
OVERALL: 21–8
SWC: 6–2 (2ND)
HOME: 9–0; ROAD: 7–8; N: 5–0

	UA/OPP RK	TV	W/L	UA	OPP
Fri., 11–26 | at Kansas State!	–/11	–	L	79	86
Sat., 11–27 | Indiana!	–/–	–	W	62	61
Fri., 12–3 | Montana#	–/–	–	W	55	43
Sun., 12–5 | at California#	–/–	–	W	84	66
Sat., 12–11 | Oklahoma City	–/–	–	W	86	57
Fri., 12–17 | at SE Oklahoma	–/–	–	W	71	52
Mon., 1–3 | at Arkansas State	–/–	–	W	80	47
Wed., 1–5 | at Northwestern State	–/–	–	L	58	62
Fri., 1–7 | at Grambling	–/–	–	W	57	52
Sat., 1–8 | at Louisiana Tech	–/2	–	L	34	74
Tues., 1–11 | TCU*	–/–	–	W	105	44
Fri., 1–14 | Georgia State&	–/–	–	W	70	62
Sat., 1–15 | at Kentucky&	–/7	–	L	43	77
Wed., 1–19 | Texas A&M*	–/–	–	W	75	57
Fri., 1–28 | at Lamar	–/–	–	L	52	60
Sat., 1–29 | at Houston*	–/–	–	W	62	58
Fri., 2–4 | Murray State@	–/–	–	W	100	69
Sat., 2–5 | Middle Tennessee@	–/–	–	W	73	72
Mon., 2–7 | Delta State	–/–	–	W	84	77
Mon., 2–14 | at Baylor*	–/–	–	L	65	72
Tues., 2–15 | at SMU*	–/–	–	W	60	54
Fri., 2–18 | Rice*	–/–	–	W	68	43
Mon., 2–21 | at Texas*	–/3	–	L	67	89
Thurs., 2–24 | Texas Tech*	–/–	–	W	74	67
Sat., 2–26 | Northwestern State	–/–	–	W	86	76
Wed., 3–2 | at SW Missouri State	–/–	–	W	76	54
Fri., 3–11 | Texas A&M+	–/–	–	W	66	57
Sat., 3–12 | Baylor+	–/–	–	W	65	62
Sun., 3–13 | at Texas+	–/3	–	L	54	80

* – Southwest Conference Game
! – Converse Little Apple Classic, Manhattan, Kan.
– Golden Bear Classic, Berkeley, Calif.
& – Lady Kat Invitational, Lexington, Ky.
@ – Lady Razorback Invitational, Fayetteville, Ark.
+ – SWC Tournament, Austin, Texas

1983-84
OVERALL: 20–9
SWC: 11–5 (3RD)
HOME: 11–2; ROAD: 5–6; N: 4–1

	UA/OPP RK	TV	W/L	UA	OPP
Fri., 11–25 | Kansas!	–/–	–	W	72	53
Sat., 11–26 | at Minnesota!	–/–	–	W	76	60
Tues., 11–29 | Louisiana Tech	–/2	–	L	52	75
Sat., 12–3 | Oklahoma State	–/–	–	W	71	66
Tues., 12–6 | SW Missouri State	–/–	–	W	78	45
Sat., 12–10 | at Oral Roberts	–/–	–	L	65	71
Sat., 12–17 | Oral Roberts	–/–	–	W	84	70
Mon., 12–19 | Northwestern State&	–/–	–	W	75	73
Thurs., 1–5 | Cal Poly–Pomona#	–/–	–	W	58	48
Fri., 1–6 | Oregon#	–/–	–	W	65	54
Sat., 1–7 | at Nevada–Las Vegas#	–/–	–	L	62	68
Sat., 1–14 | at TCU*	–/–	–	W	55	46
Mon., 1–16 | at #3 Texas*	–/3	–	L	63	89
Thurs., 1–19 | Texas Tech*	–/–	–	W	64	61
Sat., 1–21 | at Texas A&M*	–/–	–	W	69	63
Mon., 1–23 | at Baylor*	–/–	–	L	59	61
Thurs., 1–26 | Houston*	–/–	–	W	68	58
Sat., 1–28 | Rice*	–/–	–	W	82	51
Mon., 1–30 | SMU*	–/–	–	W	79	59
Sat., 2–4 | Baylor*	–/–	–	W	71	57
Mon., 2–6 | Texas A&M*	–/–	–	W	83	70
Sat., 2–11 | at SMU*	–/–	–	W	66	59
Mon., 2–13 | at Texas Tech*	–/–	–	L	62	71
Sat., 2–18 | Texas*	–/1	–	L	70	71
Wed., 2–22 | TCU*	–/–	–	W	83	67
Sat., 2–25 | at Houston*	–/–	–	L	54	66
Mon., 2–27 | at Rice*	–/–	–	W	85	66
Tues., 3–6 | Texas A&M+	–/–	–	W	75	66
Thurs., 3–8 | Texas Tech++	–/–	–	L	43	56

* – Southwest Conference Game
! – Minnesota Dial Classic, Minneapolis, Minn.
& – Barton Coliseum, Little Rock, Ark.
# – UNLV Round Robin Classic, Las Vegas, Nev.
+ – SWC Tournament, First Round, Fayetteville, Ark.
++ – SWC Tournament, Houston, Texas

1984-85
OVERALL: 20–8
SWC: 11–5 (3RD)
HOME: 12–2; ROAD: 6–4; N: 2–2

	UA/OPP RK	TV	W/L	UA	OPP
Mon., 11–19 | Oral Roberts	–/–	–	W	78	55
Fri., 11–23 | Miami (FL)!	–/–	–	W	79	58
Sat., 11–24 | Auburn!	–/–	–	L	65	70
Sat., 12–1 | at Oklahoma State	–/–	–	L	73	89
Sat., 12–8 | at SW Missouri State	–/–	–	W	76	64
Tues., 12–11 | School of the Ozarks	–/–	–	W	85	58
Sun., 12–16 | Grambling#	–/–	–	W	96	57
Wed., 1–2 | at Texas A&M*	–/–	–	W	81	67
Sat., 1–5 | at SMU*	–/–	–	W	80	64
Tues., 1–8 | TCU*	–/–	–	W	74	54
Sat., 1–12 | Texas*	–/3	–	L	60	85
Tues., 1–15 | at Texas Tech*	–/16	–	L	74	78
Thurs., 1–17 | Tulsa	–/–	–	W	88	54
Sat., 1–19 | at Houston*	–/–	–	L	62	79
Tues., 1–22 | Rice*	–/–	–	W	81	57
Fri., 1–25 | UM–Kansas City	–/–	–	W	79	47
Wed., 1–30 | at Baylor*	–/–	–	W	80	76
Sat., 2–2 | Texas A&M*	–/–	–	W	75	65
Tues., 2–5 | SMU*	–/–	–	W	85	56
Sat., 2–9 | at TCU*	–/–	–	W	92	69
Tues., 2–12 | at Texas*	–/1	–	L	71	89
Sat., 2–16 | Texas Tech*	–/16	–	W	65	55
Tues., 2–19 | Houston*	–/–	–	L	71	73
Sat., 2–23 | at Rice*	–/–	–	W	69	52
Mon., 2–25 | Creighton	–/–	–	W	84	56
Sat., 3–2 | Baylor*	–/–	–	W	88	67
Mon., 3–4 | Baylor+	–/–	–	W	78	69
Tues., 3–7 | Texas++	–/1	–	L	62	104

* – Southwest Conference Game
! – Sunshine Classic, Sanford, Fla.
– Sylvan Hills High School, Little Rock, Ark.
+ – SWC Tournament, First Round, Fayetteville, Ark.
++ – SWC Tournament, Dallas, Texas

YEAR-BY-YEAR RESULTS

1985-86

OVERALL: 22–8
SWC: 13–3 (2ND)
HOME: 11–1; ROAD: 9–6; N: 2–1

	UA/OPP RK	TV	W/L	UA	OPP
Tues., 11–26 | SW Missouri State	–/–	–	W	94	51
Sat., 11–30 | at Rutgers	–/–	–	L	63	72
Sun., 12–1 | at Seton Hall	–/–	–	W	69	60
Thurs., 12–5 | at Oral Roberts	–/–	–	L	72	78
Mon., 12–9 | Oklahoma State	–/–	–	W	90	51
Fri., 12–13 | Central Florida!	–/–	–	W	101	74
Sat., 12–14 | at Mississippi!	–/8	–	L	61	76
Sat., 12–21 | Oklahoma	–/14	–	W	79	66
Sun., 12–22 | Memphis State	–/–	–	W	76	64
Thurs., 1–2 | SMU*	–/–	–	W	90	78
Sat., 1–4 | at TCU*	–/–	–	W	94	61
Tues., 1–7 | at Texas*	–/1	–	L	44	75
Sat., 1–11 | Texas Tech*	–/24	–	W	62	60
Tues., 1–14 | Houston*	–/–	–	W	66	60
Sat., 1–18 | at Rice*	–/–	–	W	64	52
Sat., 1–25 | Baylor*	–/–	–	W	86	55
Tues., 1–28 | at Texas A&M*	–/–	–	W	74	65
Wed., 1–29 | at Lamar	–/–	–	W	67	55
Sat., 2–1 | at SMU*	–/–	–	W	79	53
Tues., 2–4 | TCU*	–/–	–	W	109	59
Sat., 2–8 | Texas*	–/1	–	L	57	75
Tues., 2–11 | at Texas Tech*	–/–	–	L	60	73
Sat., 2–15 | at Houston*	–/–	–	W	77	67
Tues., 2–18 | Rice*	–/–	–	W	67	55
Sat., 2–22 | at Tulsa	–/–	–	W	62	49
Wed., 2–26 | at Baylor*	–/–	–	W	86	63
Sat., 3–1 | Texas A&M*	–/–	–	W	75	67
Tues., 3–5 | SMU+	–/–	–	W	82	75
Wed., 3–6 | Texas Tech+	–/–	–	L	48	58
Wed., 3–12 | at Missouri$	–/–	–	L	65	66

* – Southwest Conference Game
! – Lady Rebel Dial Classic, Oxford, Miss.
+ – SWC Tournament, Dallas, Texas
$ – NCAA Midwest First Round, Columbia, Mo.

1986-87

OVERALL: 20–12
SWC: 12–4 (2ND)
HOME: 10–1; ROAD: 6–8; N: 4–3

	UA/OPP RK	TV	W/L	UA	OPP
Tues., 11–25 | Southern	–/–	–	W	103	51
Sat., 11–29 | at Western Kentucky!	–/–	–	L	76	86
Sun., 11–30 | Missouri!	–/–	–	L	66	69
Thurs., 12–4 | Mississippi Valley State	–/–	–	W	95	82
Sat., 12–6 | at Oklahoma	–/–	–	L	70	76
Mon., 12–8 | at Oklahoma State	–/–	–	L	65	68
Fri., 12–12 | at CS–Long Beach#	–/7	–	L	58	76
Sat., 12–13 | Montana State#	–/–	–	L	68	70
Thurs., 12–18 | at SW Missouri State	–/–	–	W	78	61
Mon., 12–22 | at Memphis State	–/–	–	L	60	79
Sat., 1–3 | TCU*	–/–	–	W	94	55
Tues., 1–6 | Texas*	–/1	–	L	56	59
Sat., 1–10 | at Texas Tech*	–/–	–	W	53	51
Wed., 1–14 | at Houston*	–/–	–	L (OT)	76	78
Sat., 1–17 | Rice*	–/–	–	W	79	53
Thurs., 1–22 | at Baylor*	–/–	–	L	65	71
Sat., 1–24 | Texas A&M*	–/–	–	W	86	69
Mon., 1–26 | SMU*	–/–	–	W	94	71
Sat., 1–31 | at TCU*	–/–	–	W	76	53
Tues., 2–3 | at Texas*	–/1	–	L	65	91
Sat., 2–7 | Texas Tech*	–/–	–	W (OT)	69	65
Tues., 2–10 | Houston*	–/–	–	W	78	60
Sat., 2–14 | at Rice*	–/–	–	W	88	71
Thurs., 2–19 | Oral Roberts	–/–	–	W	115	66
Sat., 2–21 | Baylor*	–/–	–	W	77	51
Wed., 2–25 | at Texas A&M*	–/–	–	W	63	57
Sat., 2–28 | at SMU*	–/–	–	W	93	53
Fri., 3–5 | Houston+	–/–	–	W	96	82
Sun., 3–7 | Texas+	–/1	–	L	70	72
Wed., 3–19 | Montana$	–/–	–	W	92	74
Thurs., 3–20 | Providence$	–/–	–	W	101	91
Fri., 3–21 | California$	–/–	–	W	112	80

* – Southwest Conference Game
! – BG Bank Invitational, Bowling Green, Ky.
– Cal State–Long Beach Dial Classic, Long Beach, Calif.
+ – SWC Tournament, Dallas, Texas
$ – NWIT, Amarillo, Texas

1987-88

OVERALL: 13–15
SWC: 8–8 (4TH)
HOME: 9–4; ROAD: 3–8; N: 1–3

	UA/OPP RK	TV	W/L	UA	OPP
Fri., 11–27 | Akron!	–/–	–	W	70	62
Sat., 11–28 | at Kansas!	–/–	–	L	68	75
Mon., 11–30 | Mississippi Valley State	–/–	–	W	76	71
Fri., 12–4 | at Hawai'i#	–/–	–	L	66	85
Sat., 12–5 | Loyola–Marymount#	–/–	–	L	58	60
Wed., 12–9 | Mississippi@	–/8	–	L	72	88
Sat., 12–12 | UT–San Antonio	–/–	–	W	84	73
Sat., 12–19 | SW Missouri State	–/–	–	W	85	71
Mon., 12–21 | SF Austin	–/–	–	L	59	93
Sat., 1–2 | at Oral Roberts	–/–	–	L	66	77
Tues., 1–5 | Texas*	–/1	–	L	70	89
Sat., 1–9 | TCU*	–/–	–	W	87	75
Wed., 1–13 | at SMU*	–/–	–	W	69	68
Sat., 1–16 | at Texas A&M*	–/–	–	L	56	60
Tues., 1–19 | Baylor*	–/–	–	W	80	68
Wed., 1–27 | at Rice*	–/–	–	W	63	60
Sat., 1–30 | Houston*	–/–	–	L	58	70
Tues., 2–2 | Texas Tech*	–/–	–	W	80	67
Sat., 2–6 | at Texas*	–/–	–	L	54	84
Tues., 2–9 | at TCU*	–/–	–	L	69	73
Sat., 2–13 | SMU*	–/–	–	L	78	85
Tues., 2–16 | Texas A&M*	–/–	–	W	79	69
Sat., 2–20 | at Baylor*	–/–	–	W	71	56
Wed., 2–23 | UM–Kansas City	–/–	–	W	102	85
Sat., 2–27 | Rice*	–/–	–	W	79	73
Wed., 3–2 | at Houston*	–/–	–	L (OT)	89	97
Sat., 3–5 | at Texas Tech*	–/–	–	L	70	82
Thurs., 3–10 | Texas A&M+	–/–	–	L	58	59

* – Southwest Conference Game
! – Lady Jayhawk Dial Classic, Lawrence, Kan.
– Hawaii Early Season Festival, Honolulu, Hawai'i
@ – Pine Bluff, Ark.
+ – SWC Tournament, Dallas, Texas

1988-89

OVERALL: 22–8
SWC: 13–3 (2ND)
HOME: 9–2; ROAD: 10–4; N: 3–2

	UA/OPP RK	TV	W/L	UA	OPP
Sat., 11–25 | Maryland!	–/4	–	L	84	110
Sun., 11–26 | Tennessee State!	–/–	–	W	114	42
Fri., 12–2 | at SF Austin#	–/13	–	L	75	93
Sat., 12–3 | UT–San Antonio#	–/–	–	W	75	57
Wed., 12–7 | at Mississippi	–/9	–	L	63	75
Sat., 12–10 | Mississippi Valley State	–/–	–	W	107	83
Mon., 12–12 | Oral Roberts	–/–	–	W	113	69
Sat., 12–17 | at SW Missouri State	–/–	–	W	88	66
Tues., 1–3 | Texas Tech*	–/–	–	W	75	64
Sat., 1–7 | at Texas*	–/4	–	L	67	104
Mon., 1–9 | at UT–San Antonio	–/–	–	W	97	77
Tues., 1–10 | at TCU*	–/–	–	W	83	69
Sat., 1–14 | SMU*	–/–	–	L	74	84
Tues., 1–17 | Texas A&M*	–/–	–	W	91	90
Sat., 1–21 | at Baylor*	–/–	–	W	95	87
Sat., 1–28 | Rice*	–/–	–	W	81	62
Tues., 1–31 | at Houston*	–/–	–	W	84	82
Thurs., 2–2 | New Orleans	–/–	–	W	61	60
Sat., 2–4 | at Texas Tech*	–/–	–	W	74	65
Tues., 2–7 | Texas*	–/11	–	L	67	87
Sat., 2–11 | TCU*	–/–	–	W	77	70
Wed., 2–15 | at SMU*	–/–	–	W	87	72
Sat., 2–18 | at Texas A&M*	–/–	–	W	74	73
Tues., 2–21 | Baylor*	–/–	–	W	98	50
Sat., 2–25 | at Missouri–KC	–/–	–	W	46	42
Tues., 2–28 | at Rice*	–/–	–	W	109	73
Sat., 3–4 | Houston*	–/–	–	W	90	88
Wed., 3–9 | Texas Tech+	–/–	–	W	79	72
Sat., 3–11 | Texas+	–/6	–	L	99	101
Wed., 3–15 | at Purdue$	–/5	–	L	63	91

* – Southwest Conference Game
! – Auburn Dial Classic, Auburn, Ala.
– LadyJack Dial Classic, Nacogdoches, Texas
+ – SWC Tournament, Dallas, Texas
$ – NCAA Midwest First Round, West Lafayette, Ind.

1989-90

OVERALL: 25–5
SWC: 15–1 (1ST) CO–CHAMPIONS
HOME: 11–3; ROAD: 12–1; N: 2–1

	UA/OPP RK	TV	W/L	UA	OPP
Fri., 11–24 | Mississippi Valley State!	–/–	–	W	93	50
Sat., 11–25 | Texas–El Paso!	–/–	–	W	87	61
Wed., 11–29 | SW Missouri State	–/–	–	W	87	60
Fri., 12–1 | Detroit@	–/–	–	W	112	68
Sat., 12–2 | at Arizona State@	–/–	–	W	85	63
Sat., 12–9 | Kansas	–/–	–	L	51	56
Tues., 12–12 | at Oklahoma	–/–	–	W	86	68
Thurs., 12–14 | Auburn	–/7	–	L	69	84
Wed., 1–3 | at Houston*	–/–	–	W	75	64
Sat., 1–6 | at Texas Tech*	–/–	–	W (OT)	76	74
Tues., 1–9 | Baylor*	–/–	–	W	81	43
Sat., 1–13 | TCU*	–/–	–	W	86	65
Wed., 1–17 | at SMU*	–/–	–	W	84	52
Sat., 1–20 | at Texas A&M*	–/–	–	W	70	64
Mon., 1–22 | at New Orleans	–/–	–	W	71	63
Wed., 1–24 | Texas*	–/1	–	L	75	84
Tues., 1–30 | at Rice*	–/–	–	W	78	49
Sat., 2–3 | Houston*	–/–	–	W	88	70
Tues., 2–6 | Texas Tech*	–/–	–	W	62	55
Sat., 2–10 | at Baylor*	–/–	–	W	98	61
Tues., 2–13 | at TCU*	–/–	–	W	85	65
Sat., 2–17 | SMU*	–/–	–	W	74	60
Tues., 2–20 | Texas A&M*	25/–	–	W	76	63
Fri., 2–23 | at Texas*	25/6	–	W	82	77
Sat., 3–3 | Rice*	19/–	–	W	77	56
Wed., 3–8 | Texas Tech+	19/–	–	L	60	69
Wed., 3–14 | UCLA$	22/–	–	W (OT)	90	80
Sun., 3–18 | at Georgia$$	22/7	–	W	81	70
Thurs., 3–22 | SF Austin$$$	22/6	–	W	87	82
Sat., 3–24 | at Stanford$$$	22/2	–	L	87	114

* – Southwest Conference Game
! – Arkansas Thanksgiving Tournament, Fayetteville, Ark.
@ – Dial Classic, Tempe, Ariz.
+ – SWC Tournament, Dallas, Texas
$ – NCAA West Region 1st Round, Fayetteville, Ark.
$$ – NCAA West Region, 2nd Round, Athens, Ga.
$$$ – NCAA West Regionals, Stanford, Calif.

1990-91

OVERALL: 28–4
SWC: 15–1 (1ST) CHAMPIONS
HOME: 14–0; ROAD: 9–3; N: 5–1

	UA/OPP RK	TV	W/L	UA	OPP
Fri., 11–23 | Boston College!	8/–	–	W	105	74
Sat., 11–24 | SF Austin!	8/–	–	W	81	72
Tues., 11–27 | Oklahoma	8/–	–	W	84	72
Fri., 11–30 | Southern Utah@	8/–	–	W	104	51
Sat., 12–1 | at Washington State@	8/–	–	W	68	48
Wed., 12–5 | Murray State	8/–	–	W	102	48
Sat., 12–8 | at Oklahoma State	8/–	–	L	61	75
Wed., 12–12 | at SW Missouri	13/–	–	W	62	55
Sat., 12–15 | Mississippi	13/8	–	W	79	70
Fri., 12–28 | at Rutgers#	9/17	–	L	60	89
Sat., 12–29 | Maryland#	9/–	–	W	79	68
Wed., 1–2 | at Rice*	14/–	–	W	70	52
Sat., 1–5 | Houston*	14/–	–	W	88	61
Tues., 1–8 | Texas*	14/20	–	W	76	61
Sat., 1–12 | at Texas Tech*	14/–	–	W	64	62
Wed., 1–16 | at TCU*	14/–	–	W	95	62
Sat., 1–19 | SMU*	14/–	–	W	99	61
Tues., 1–22 | Texas A&M*	11/–	–	W	90	66
Sat., 1–26 | at Baylor*	11/–	–	L	77	78
Sat., 2–2 | Rice*	12/–	–	W	96	74
Wed., 2–6 | at Houston*	11/–	–	W	78	76
Sat., 2–9 | at Texas*	11/25	–	W	73	68
Tues., 2–12 | Texas Tech*	9/–	–	W	82	70
Sat., 2–16 | TCU*	9/–	–	W	82	46
Tues., 2–19 | at SMU*	9/–	–	W	77	66
Sun., 2–24 | at Texas A&M*	9/–	–	W	91	68
Wed., 2–27 | Baylor*	8/–	–	W	90	74
Wed., 3–6 | Baylor+	8/–	–	W	108	63
Thurs., 3–7 | Houston+	8/–	–	W (OT)	83	77
Sat., 3–9 | Texas Tech+	8/–	–	W	60	51
Sat., 3–16 | Northwestern$	9/22	–	W	105	68
Thurs., 3–21 | Lamar$$	9/24	–	L	75	91

* – Southwest Conference Game
! – Arkansas Thanksgiving Tournament, Fayetteville, Ark.
@ – Washington State Dial Classic, Pullman, Wash.
# – Bell Atlantic Holiday Classic, Piscataway, N.J.
+ – SWC Tournament, Dallas, Texas
$ – NCAA Midwest, 2nd Round, Fayetteville, Ark.
$$ – NCAA Midwest Regionals, Austin, Texas

YEAR-BY-YEAR RESULTS

1991-92

OVERALL: 11–14
SEC: 3–8 (11TH)
HOME: 9–3; ROAD: 1–10; N: 1–1

	UA/OPP RK	TV	W/L	UA	OPP
Sun., 11–24 | at SF Austin	11/14	–	L	57	83
Fri., 11–29 | Alabama State!	18/–	–	W	84	31
Sat., 11–30 | Missouri–KC!	18/–	–	W	73	61
Tues., 12–3 | Oklahoma State	18/–	–	W	72	57
Fri., 12–6 | Grambling State@	14/–	–	W	90	66
Sat., 12–7 | at Houston@	14/–	–	L	61	78
Thurs., 12–19 | Georgia*	20/–	–	L	62	79
Sat., 12–21 | Kent State	20/–	–	W	89	72
Mon., 12–30 | SW Missouri	25/24	–	L	52	67
Sat., 1–4 | at Mississippi*	–/–	–	L	65	66
Sun., 1–5 | at Memphis State	–/–	–	L	50	58
Thurs., 1–9 | Colorado	–/–	–	W	56	51
Sat., 1–11 | Auburn*	–/17	–	W	67	56
Mon., 1–13 | at Oklahoma	–/–	–	W	57	55
Sat., 1–18 | at Florida*	–/–	–	L	46	58
Fri., 1–24 | at Kentucky*	–/–	–	L (OT)	74	75
Sun., 1–26 | at West Virginia	–/–	–	L	60	81
Thurs., 1–30 | Oral Roberts	–/–	–	W	88	64
Sat., 2–1 | South Carolina*	–/–	–	W	58	51
Sat., 2–8 | at Vanderbilt*	–/13	–	L	75	79
Tues., 2–11 | LSU*	–/–	–	W	74	66
Sat., 2–15 | at Mississippi State*	–/–	–	L	66	76
Sat., 2–22 | Alabama*	–/–	–	L	76	80
Sat., 2–29 | at Tennessee*	–/2	–	L	59	105
Fri., 3–6 | Kentucky+	–/–	–	L	63	79

* – Southeastern Conference Game
! – Arkansas Dial Classic, Fayetteville, Ark.
@ – Lady Cougar Invitational, Houston, Texas
+ – SEC Tournament, Albany, Ga.

1992-93

OVERALL: 13–14
SEC: 4–7 (T8TH)
HOME: 10–4; ROAD: 3–9; N: 0–1

	UA/OPP RK	TV	W/L	UA	OPP
Tues., 12–1 | at SW Missouri	–/13	–	L	55	64
Fri., 12–4 | North Texas!	–/–	–	W	102	58
Sat., 12–5 | Butler!	–/–	–	W	80	66
Tues., 12–8 | at Colorado	–/19	–	L	67	94
Fri., 12–18 | at DePaul	–/21	–	L	47	71
Sat., 12–19 | at Loyola–Chicago	–/–	–	W	75	70
Tues., 12–22 | Texas–Arlington	–/–	–	W	70	43
Thurs., 12–31 | Washington State	–/–	–	W	84	62
Sat., 1–2 | Ole Miss*	–/–	–	W	73	72
Tues., 1–5 | at Oklahoma State	–/–	–	L	47	62
Sat., 1–9 | at Auburn*	–/12	–	L	49	68
Wed., 1–13 | at Georgia*	–/–	–	L	71	91
Sat., 1–16 | Florida*	–/–	–	L	60	68
Wed., 1–20 | Oklahoma	–/–	–	L	63	70
Sat., 1–23 | Kentucky*	–/24	–	W	45	43
Thurs., 1–28 | at South Carolina State	–/–	–	W	73	59
Sat., 1–30 | at South Carolina*	–/–	–	L	51	76
Tues., 2–2 | Memphis State	–/–	–	W	82	60
Sat., 2–6 | Vanderbilt*	–/6	–	L	59	80
Wed., 2–10 | at LSU*	–/–	–	W	69	66
Sat., 2–13 | Mississippi State*	–/–	–	W	80	51
Tues., 2–16 | at Northwestern State	–/–	–	L	62	77
Sat., 2–20 | at Alabama*	–/–	–	L	56	66
Thurs., 2–25 | Jackson State	–/–	–	W	82	39
Sat., 2–27 | Tennessee*	–/1	–	L	55	72
Mon., 3–1 | Oral Roberts	–/–	–	W	96	60
Fri., 3–5 | Georgia+	–/–	–	L	73	84

* – Southeastern Conference Game
! – Arkansas Dial Classic II, Fayetteville, Ark.
+ – SEC Tournament, Chattanooga, Tenn.

1993-94

OVERALL: 15–14
SEC: 3–8 (8TH)
HOME: 9–4; ROAD: 4–9; N: 2–1

	UA/OPP RK	TV	W/L	UA	OPP
Tues., 11–30 | at Kent	–/–	–	L	81	86
Thurs., 12–3 | Boise State@	–/–	–	W	92	75
Fri., 12–4 | San Francisco@	–/–	–	W	62	44
Sat., 12–5 | at Hawaii@	–/–	–	L	58	88
Wed., 12–8 | DePaul	–/–	–	W	80	68
Fri., 12–17 | New Orleans!	–/–	–	W	60	59
Sat., 12–18 | Northwestern State!	–/–	–	W	85	74
Tues., 12–21 | at SMU	–/–	–	L	81	89
Wed., 12–22 | at Texas–Arlington	–/–	–	W	73	57
Wed., 12–29 | SW Missouri	–/23	–	W	66	63
Sun., 1–2 | at Tennessee*	–/1	–	L	67	89
Sat., 1–8 | Georgia*	–/25	–	L	64	73
Mon., 1–10 | at Butler	–/–	–	W	69	66
Wed., 1–12 | at Dayton	–/–	–	W	76	59
Sun., 1–16 | at Ole Miss*	–/–	–	L	54	56
Wed., 1–19 | Tulane	–/–	–	W	71	59
Sat., 1–22 | Auburn*	–/23	–	L	57	66
Tues., 1–25 | at Oklahoma	–/–	–	L	79	93
Sun., 1–30 | at Florida*	–/–	–	L	69	74
Wed., 2–2 | Alabama*	–/15	–	W	82	75
Sat., 2–5 | at Kentucky*	–/–	–	L	60	81
Mon., 2–7 | LSU*	–/–	–	L	64	75
Sat., 2–12 | South Carolina*	–/–	–	W	87	77
Tues., 2–15 | Texas–Pan American	–/–	–	W	94	59
Sun., 2–20 | at Vanderbilt*	–/14	–	L	58	67
Wed., 2–23 | Oral Roberts	–/–	–	W	85	51
Sat., 2–26 | at Mississippi State*	–/–	–	W	67	61
Tues., 3–1 | Oklahoma State	–/–	–	L (OT)	90	93
Fri., 3–4 | Georgia+	–/–	–	L	62	84

* – Southeastern Conference Game
@ – Rainbow Wahine Classic, Honolulu, Hawai'i
! – Arkansas Dial Classic III, Fayetteville, Ark.
+ – SEC Tournament, Chattanooga, Tenn.

1994-95

OVERALL: 23–7
SEC: 7–4 (T4TH)
HOME: 10–2; ROAD: 8–3; N: 5–2

	UA/OPP RK	TV	W/L	UA	OPP
Fri., 11–25 | Pitt@	–/–	–	W	76	75
Sat., 11–26 | at UNLV@	–/–	–	W	88	75
Tues., 11–29 | Northeast Louisiana	–/–	–	W	74	59
Fri., 12–2 | St. Mary's!	–/–	–	W	66	48
Sat., 12–3 | SMU!	–/–	–	W	85	79
Tues., 12–6 | at Alabama*	–/6	–	L	79	93
Sat., 12–10 | at SW Missouri	–/25	–	W	61	60
Thurs., 12–22 | Sam Houston	–/–	–	W	84	63
Wed., 12–28 | at Tulane^	24/–	–	W	83	79
Mon., 1–2 | Brown&	24/–	–	W	76	58
Tues., 1–3 | St. Joseph's&	24/–	–	L	72	78
Wed., 1–4 | New Hampshire&	24/–	–	W	75	41
Sun., 1–8 | at Georgia*	24/11	–	L	67	72
Wed., 1–11 | at Oral Roberts	–/–	–	W	78	63
Sat., 1–14 | Ole Miss*	–/17	–	L	74	75
Sun., 1–22 | at Auburn*	–/–	–	W	80	73
Wed., 1–25 | at Oklahoma State	–/23	–	W	79	65
Sat., 1–28 | Florida*	–/13	–	W	72	66
Wed., 2–1 | Texas Christian	24/–	–	W	105	64
Sat., 2–4 | Kentucky*	23/–	–	W	62	56
Tues., 2–7 | Tennessee*	20/2	–	L	67	87
Sat., 2–11 | at South Carolina*	20/–	–	W	63	62
Tues., 2–14 | at LSU*	18/–	–	W	82	72
Sun., 2–19 | Vanderbilt*	18/8	–	W (OT)	73	71
Wed., 2–22 | Oklahoma	25/16	–	W	69	64
Sun., 2–26 | Mississippi State*	–/10	–	W	86	63
Fri., 3–3 | South Carolina+	16/–	–	W	80	70
Sat., 3–4 | Alabama+	16/16	–	L	72	86
Thurs., 3–16 | San Francisco$	15/–	–	W	67	58
Sat., 3–18 | at Washington$	15/14	–	L	50	54

* – Southeastern Conference Game
@ – 7–Up/Desert Classic, Las Vegas, Nev.
! – Arkansas Dial Classic IV, Fayetteville, Ark.
& – FIU Sun & Fun, Miami, Fla.
^ – Lakefront Arena, Kenner, La.
+ – SEC Tournament, Chattanooga, Tenn.
$ – NCAA Mideast Subregional, Seattle, Wash.

1995-96

OVERALL: 21–13
SEC: 3–8 (10TH)
HOME: 14–4; ROAD: 5–6; N: 2–3

Preseason #10 | UA/OPP RK	TV	W/L	UA	OPP
Wed., 11–15 | Northwestern State#	10/–	–	W (2OT)	84	83
Fri., 11–17 | Drake#	10/–	–	W	81	76
Sun., 11–19 | Ohio State#	10/–	–	W	86	80
Tues., 11–21 | Colorado#	9/11	–	L	71	73
Fri., 11–24 | Florida A&M!	9/–	–	W	80	73
Sat., 11–25 | Rice!	9/–	–	W	81	68
Mon., 11–27 | Texas Southern	9/–	–	W	98	35
Wed., 11–29 | at Northeast Louisiana	9/–	–	W	77	62
Sat., 12–2 | at Wichita State	9/–	–	W	70	67
Sun., 12–10 | SW Missouri	7/–	–	W	65	58
Thurs., 12–21 | at Texas Christian	8/–	–	W	83	52
Fri., 12–29 | Alcorn State&	8/–	–	W	72	53
Sat., 12–30 | at Baylor&	8/–	–	W	67	47
Tues., 1–2 | Dayton	8/–	–	W	70	53
Thurs., 1–4 | Alabama*	8/19	–	L (OT)	85	92
Sat., 1–6 | at Mississippi State*	8/–	–	L	67	77
Tues., 1–9 | at Illinois	14/–	–	L	64	88
Sun., 1–14 | Vanderbilt*	14/2	–	L	60	65
Wed., 1–17 | at Tennessee*	20/4	–	L	66	78
Sun., 1–21 | South Carolina*	20/–	–	W	66	58
Tues., 1–23 | at LSU*	22/–	–	W	73	72
Sun., 1–28 | at Kentucky*	22/–	–	L	65	69
Wed., 1–31 | LSU*	24/–	–	W	74	65
Sun., 2–4 | at Florida*	–/21	–	L	57	73
Wed., 2–7 | Oklahoma State	–/21	–	W	66	62
Tues., 2–13 | SF Austin	–/23	–	W	81	60
Sat., 2–17 | at Ole Miss*	–/21	–	L	62	73
Tues., 2–20 | Auburn*	–/17	–	W (OT)	73	72
Thurs., 2–22 | Oral Roberts	–/–	–	W	68	45
Sat., 2–24 | Georgia*	–/2	–	L	54	87
Fri., 3–1 | Ole Miss+	–/23	–	L	73	76
Thurs., 3–21 | Princeton$	–/–	–	W	83	51
Fri., 3–22 | Arizona$	–/–	–	L	77	80
Sat., 3–23 | LSU$	–/–	–	L	63	91

* – Southeastern Conference Game
# – Preseason WNIT, Fayetteville, Ark.
! – Arkansas Dial Classic V, Fayetteville, Ark.
& – Dr. Pepper/Lady Bear Holiday Classic, Waco, Texas
+ – SEC Tournament, Chattanooga, Tenn.
$ – NWIT, Amarillo, Texas

1996-97

OVERALL: 18–10
SEC: 5–7 (7TH)
HOME: 12–2; ROAD: 3–7; N: 3–1

Preseason #18 | UA/OPP RK	TV	W/L	UA	OPP
Sat., 11–23 | Texas–Arlington	19/–	–	W	64	53
Tues., 11–26 | at SW Missouri	20/–	–	W	75	62
Fri., 11–29 | Southern Utah!	20/–	–	W	94	61
Sat., 11–30 | Sam Houston!	20/–	–	W	76	51
Tues., 12–3 | at Rice	21/–	–	L	61	77
Sat., 12–7 | Boise State&	21/–	–	W	73	44
Sun., 12–8 | Pacific&	21/–	–	W	93	59
Wed., 12–18 | St. Louis	23/–	–	W	69	43
Fri., 12–20 | McNeese State	23/–	–	W	81	54
Sun., 12–22 | Western Illinois	23/–	–	W	100	49
Sun., 12–29 | Tennessee*	22/6	–	W	77	75
Tues., 12–31 | Alcorn State	13/–	–	W	90	56
Sun., 1–5 | Mississippi State*	10/–	–	W	84	67
Tues., 1–8 | at Illinois	10/–	–	L	81	100
Sun., 1–12 | at Vanderbilt*	10/8	–	L	68	77
Sat., 1–18 | at South Carolina*	13/–	–	W	82	71
Tues., 1–21 | at LSU*	13/–	–	L	72	79
Sat., 1–25 | Kentucky*	13/–	–	W	88	55
Tues., 1–28 | at SF Austin	18/20	–	W (OT)	85	76
Sun., 2–2 | Florida*	18/13	–	L (OT)	66	79
Thurs., 2–6 | at Alabama*	17/7	–	L	61	102
Sun., 2–9 | at Auburn*	17/–	–	L	77	85
Mon., 2–10 | Wofford	21/–	–	W	76	39
Sun., 2–16 | Ole Miss*	21/–	–	W	71	62
Wed., 2–19 | LSU*	20/13	–	L	66	76
Sun., 2–23 | at Georgia*	20/5	–	L	63	79
Fri., 2–28 | Kentucky+	23/–	–	W	71	60
Sat., 3–1 | Alabama+	–/7	–	L	63	85

* – Southeastern Conference Game
! – Arkansas Dial Classic VI, Fayetteville, Ark.
& –Kona Classic, Kona, Hawai'i
+ – SEC Tournament, Chattanooga, Tenn.

YEAR-BY-YEAR RESULTS

1997-98
OVERALL: 22–11
SEC: 7–7 (6TH)
HOME: 10–3; ROAD: 6–5; N: 6–3

	UA/OPP RK	TV	W/L	UA	OPP
Fri., 11–21 | at Providence	–/–	–	W	93	82
Sun., 11–23 | Iowa#	–/11	–	W	83	57
Wed., 11–26 | Wichita State	24/–	–	W	73	53
Fri., 11–28 | Georgia Southern!	24/–	–	W	104	71
Sat., 11–29 | Montana!	24/–	–	W	81	68
Tues., 12–2 | at Oral Roberts	20/–	–	W	82	59
Thurs., 12–4 | at Louisville	20/–	–	W	69	57
Sun., 12–7 | SW Missouri	20/–	–	L	67	79
Fri., 12–19 | Memphis	24/–	–	W	93	84
Sun., 12–21 | Utah##	24/–	–	L	64	73
Sun., 12–28 | at Valparaiso	25/–	–	W (OT)	77	69
Tues., 12–30 | Missouri	25/–	–	W	80	79
Thurs., 1–1 | at Tennessee*	–/1	–	L	58	88
Tues., 1–6 | LSU*	–/–	–	W	81	66
Sun., 1–11 | Alabama*	–/–	–	W (OT)	102	90
Thurs., 1–15 | at Mississippi State*	–/–	–	W	80	73
Sun., 1–18 | Vanderbilt*	–/6	–	L (OT)	80	85
Wed., 1–21 | at Georgia*	–/18	–	L	51	81
Sat., 1–24 | South Carolina*	–/–	–	W	86	67
Wed., 1–28 | Mississippi State*	–/–	–	W	89	70
Sat., 1–31 | at Kentucky*	–/–	–	W	79	63
Thurs., 2–5 | at Florida*	–/10	–	L	69	80
Sun., 2–8 | Auburn*	–/–	–	W	71	63
Wed., 2–11 | at LSU*	–/–	–	L	55	77
Sat., 2–14 | at Ole Miss*	–/–	–	L	50	68
Fri., 2–20 | Georgia*	–/–	–	L (OT)	81	86
Thurs., 2–26 | Auburn+	–/–	–	W	59	43
Fri., 2–27 | Florida+	–/10	–	L	49	63
Sat., 3–14 | Hawai'i$	–/20	–	W	76	70
Mon., 3–16 | Harvard$	–/–	–	W	82	64
Sat., 3–21 | Kansas$$	–/–	–	W	79	63
Mon., 3–23 | Duke$$	–/8	–	W	77	72
Fri., 3–27 | Tennessee$$$	–/1	–	L	58	86

* – Southeastern Conference Game
# – Reebok Classic, Fleet Center, Boston, Mass.
! – Arkansas Dial Classic VII, Fayetteville, Ark.
– DMC Shootout, Fort Worth, Texas
+ – SEC Tournament, Columbus, Ga.
$ – NCAA West Region 1st & 2nd Round, Palo Alto, Calif.
$$ – NCAA West Regional, The New Arena, Oakland, Calif.
$$$ – NCAA Final Four, Kemper Arena, Kansas City, Kan.

1998-99
OVERALL: 20–14
SEC: 5–9 (11TH)
HOME: 15–5; ROAD: 3–7; N: 2–2

	UA/OPP RK	TV	W/L	UA	OPP
Fri., 11–13 | Stanford#	18/19	–	W	76	71
Sat., 11–14 | Connecticut#	18/3	–	L	64	100
Mon., 11–16 | Providence	18/–	–	W	110	59
Fri., 11–20 | South Alabama!	18/–	–	W	95	38
Sat., 11–21 | Louisville!	18/–	–	W	70	61
Tues., 11–24 | Baylor	14/–	–	W	75	64
Sat., 11–28 | Oral Roberts	14/–	–	W	84	56
Tues., 12–1 | at Memphis	13/–	–	L	58	70
Sat., 12–5 | at George Washington	13/–	–	L	56	74
Tues., 12–8 | SW Missouri	–/–	–	L	50	70
Thurs., 12–17 | Tennessee*	–/2	–	L	62	82
Sat., 12–19 | Missouri	–/–	–	W	80	60
Tues., 12–29 | St. Bonaventure&	–/–	–	W	97	67
Wed., 12–30 | at Montana&	–/–	–	W	74	54
Wed., 1–6 | at LSU*	–/–	–	L	51	85
Sat., 1–9 | Penn State	–/17	–	W	82	78
Thurs., 1–14 | Mississippi State*	–/–	–	W	85	58
Sun., 1–17 | at Vanderbilt*	–/–	–	L	57	73
Thurs., 1–21 | Georgia*	–/5	–	L	59	68
Sun., 1–24 | at South Carolina*	–/–	–	W	88	80
Thurs., 1–28 | at Mississippi State*	–/–	–	L	60	81
Sun., 1–31 | Kentucky*	–/–	–	W (OT)	74	69
Thurs., 2–4 | Florida*	–/–	–	L	77	87
Sun., 2–7 | at Auburn*	–/19	–	L	46	66
Thurs., 2–11 | LSU*	–/20	–	W	86	61
Sun., 2–14 | Ole Miss*	–/–	–	L	73	80
Thurs., 2–18 | at Alabama*	–/25	–	W	77	73
Sun., 2–21 | at Georgia*	–/14	–	L	82	98
Thurs., 2–24 | Mississippi State+	–/–	–	L	70	79
Fri., 3–12 | Northwestern State$	–/–	–	W	78	60
Sun., 3–14 | Oklahoma$	–/–	–	W (OT)	97	93
Wed., 3–17 | Rice$$	–/–	–	W	76	70
Sat., 3–20 | Drake$$$	–/–	–	W	80	56
Tues., 3–23 | Wisconsin$$$$	–/–	–	W	67	64

* – Southeastern Conference Game
# – Four in the Fall, San Jose Arena, San Jose, Calif.
! – Arkansas Classic, Fayetteville, Ark.
& – Lady Griz Holiday Classic, Missoula, Mont.
+ – SEC Tournament, Chattanooga, Tenn.
$ – WNIT 1st & 2nd Round, Fayetteville, Ark.
$$ – WNIT Quarterfinals, Fayetteville, Ark.
$$$ – WNIT Semifinals, Fayetteville, Ark.
$$$$ – WNIT Championship, Fayetteville, Ark.

1999-00
OVERALL: 17–15
SEC: 4–10 (10TH)
HOME: 12–5; ROAD: 4–8; N: 1–2

	UA/OPP RK	TV	W/L	UA	OPP
Sat., 11–20 | Louisiana Monroe	–/–	–	W	85	48
Mon., 11–22 | at Missouri	–/–	–	W	83	76
Fri., 11–26 | UNC–Wilmington#	–/–	–	W	88	77
Sat., 11–27 | at Princeton#	–/–	–	W	87	45
Tues., 11–30 | Boston College	–/24	–	W	79	68
Fri., 12–3 | at Baylor	–/–	–	W	80	69
Wed., 12–8 | SW Missouri	–/–	–	W	64	58
Fri., 12–17 | North Texas	–/–	–	W	102	69
Sun., 12–19 | Memphis!	–/–	–	L	82	88
Tues., 12–21 | at New Mexico	–/–	–	L	66	71
Thurs., 12–30 | at Tulsa	–/–	–	W	80	62
Mon., 1–3 | George Washington	–/–	–	L	71	83
Mon., 1–10 | at Tennessee*	–/2	–	L	69	79
Thurs., 1–13 | LSU*	–/17	–	L	69	82
Sun., 1–16 | at Kentucky*	–/–	–	L	60	68
Thurs., 1–20 | at Mississippi State*	–/22	–	L	56	69
Sun., 1–23 | Vanderbilt*	–/–	–	W	61	52
Thurs., 1–27 | South Carolina*	–/–	–	W	87	79
Sun., 1–30 | Iowa	–/–	–	W	72	65
Thurs., 2–3 | Alabama*	–/–	–	W	66	62
Sun., 2–6 | Kentucky*	–/–	–	W	83	70
Thurs., 2–10 | at Florida*	–/–	–	L	73	87
Sat., 2–12 | at LSU*	–/7	–	L	51	68
Thurs., 2–17 | at Auburn*	–/13	–	L	56	73
Sun., 2–20 | Georgia*	–/–	–	L	69	72
Thurs., 2–24 | Auburn*	–/13	–	L	58	71
Sun., 2–27 | at Ole Miss*	–/–	–	L	63	78
Thurs., 3–2 | Florida+	–/–	–	L	86	96
We, 3–15 | Wichita State$	–/–	–	W	83	63
Sat., 3–18 | Missouri$	–/–	–	W (OT)	89	88
Tues., 3–21 | Georgia Tech$$	–/–	–	W	78	67
Sat., 3–25 | Florida$$$	–/–	–	L	62	83

* – Southeastern Conference Game
# – Princeton Holiday Classic, Princeton, N.J.
! – ALLTEL Arena, North Little Rock, Ark.
+ – SEC Tournament, Chattanooga, Tenn.
$ – WNIT 1st & 2nd Round, Fayetteville, Ark.
$$ – WNIT Quarterfinals, Fayetteville, Ark.
$$$ – WNIT Semifinals, Fayetteville, Ark.

2000-01
OVERALL: 20–13
SEC: 6–8 (6TH)
HOME: 9–3; ROAD: 5–8; N: 6–2

	UA/OPP RK	TV	W/L	UA	OPP
Sat., 11–18 | at Memphis	–/–	–	L	58	66
Mon., 11–20 | at Missouri	–/–	–	L	67	79
Fri., 11–24 | Michigan#	–/–	–	W	78	67
Sat., 11–25 | NC State#	–/22	–	L	46	48
Sun., 11–26 | at Hawai'i#	–/–	–	W	76	73
Fri., 12–1 | Oklahoma State&	–/–	–	W	69	61
Mon., 12–4 | Brigham Young	–/–	–	W	93	73
Thurs., 12–7 | at Dayton	–/–	–	W	80	77
Sun., 12–10 | Southeastern Louisiana	–/–	–	W	97	40
Thurs., 12–21 | Harvard!	–/–	–	W	87	48
Sat., 12–30 | TCU	–/–	–	W	81	65
Tues., 1–2 | at South Carolina*	–/–	–	L	49	66
Fri., 1–5 | Tulsa	–/–	–	W	101	60
Sun., 1–7 | Tennessee*	–/2	–	L	61	76
Thurs., 1–11 | at LSU*	–/9	–	L	54	61
Sun., 1–14 | Kentucky*	–/–	–	W	69	50
Thurs., 1–18 | Mississippi State*	–/21	–	W	72	45
Sun., 1–21 | at Vanderbilt*	–/15	–	W	68	64
Wed., 1–24 | at Louisiana–Monroe	–/–	–	W	86	70
Sun., 1–28 | Auburn*	–/–	–	W	77	68
Thurs., 2–1 | at Alabama*	–/–	–	L	69	74
Sun., 2–4 | at Kentucky*	–/–	–	W	84	78
Thurs., 2–8 | Florida*	–/6	–	L	64	75
Sun., 2–11 | LSU*	–/14	–	L	58	62
Thurs., 2–15 | Howard	–/–	–	W	98	69
Sun., 2–18 | at Georgia*	–/5	–	L	60	81
Thurs., 2–22 | at Auburn*	–/–	–	L	60	68
Sat., 2–24 | Ole Miss*	–/–	–	W	82	64
Thurs., 3–1 | Mississippi State+	–/–	–	W	94	76
Fri., 3–2 | Florida+	–/10	–	W	78	69
Sat., 3–3 | Georgia+	–/6	–	L	44	63
Sat., 3–17 | Baylor$	–/24	–	W	68	59
Mon., 3–19 | at Duke$$	–/5	–	L	54	75

* – Southeastern Conference Game
# – Rainbow Wahine, Honolulu, Hawai'i
& – The Myriad, Oklahoma City, Okla.
! – ALLTEL Arena, North Little Rock, Ark.
+ – SEC Tournament, Memphis, Tenn.
$ – NCAA First Round, Durham, N.C.
$$ – NCAA Second Round, Durham, N.C.

2001-02
OVERALL: 20–12
SEC: 7–7 (7TH)
HOME: 12–2; ROAD: 4–9; N: 4–1

	UA/OPP RK	TV	W/L	UA	OPP
Sat., 11–17 | Louisiana–Monroe	–/–	–	W	99	47
Tues., 11–20 | at Boston College	–/–	–	W	76	60
Fri., 11–23 | at SW Missouri	–/–	–	L	48	64
Sun., 11–25 | Texas–Arlington!	–/–	–	W	79	48
Sun., 12–2 | Memphis	–/–	–	W	85	48
Wed., 12–5 | at Tulsa	–/–	–	W	55	52
Fri., 12–7 | Northern Iowa	–/–	–	L	63	66
Sun., 12–9 | Western Michigan	–/–	–	W (OT)	73	69
Wed., 12–19 | Oklahoma State	–/–	–	W	81	78
Fri., 12–21 | Dayton	–/–	–	W	73	55
Sat., 12–29 | at TCU	–/–	–	L	58	60
Wed., 1–2 | at Brigham Young	–/–	–	W	85	57
Sun., 1–6 | at Ole Miss*	–/–	–	L	46	81
Thurs., 1–10 | Alabama*	–/–	–	L	70	84
Sun., 1–13 | at South Carolina*	–/9	–	L	66	91
Thurs., 1–17 | Kentucky*	–/–	–	W	76	64
Sun., 1–20 | at LSU*	–/–	–	L	55	65
Thurs., 1–24 | at Mississippi State*	–/–	–	L (OT)	82	85
Sun., 1–27 | South Carolina*	–/7	–	W	74	46
Thurs., 1–31 | Vanderbilt*	–/8	–	W	67	57
Sun., 2–3 | at Alabama*	–/–	–	W	72	70
Thurs., 2–7 | at Tennessee*	–/3	–	L	65	93
Sun., 2–10 | LSU*	–/–	–	W	80	71
Wed., 2–13 | Mississippi Valley State	–/–	–	W	83	37
Sun., 2–17 | Auburn*	–/–	–	W	88	65
Thurs., 2–21 | at Florida*	–/16	–	L	58	64
Sun., 2–24 | Georgia*	–/23	–	W	66	45
Thurs., 2–28 | Ole Miss+	–/–	–	W	78	60
Fri., 3–1 | South Carolina+	–/12	–	W	79	61
Sat., 3–2 | Vanderbilt+	–/6	–	L	78	81
Sat., 3–15 | Clemson$	–/–	–	W	78	68
Mon., 3–17 | at Kansas State$$	–/11	–	L	68	82

* – Southeastern Conference Game
! – ALLTEL Arena, North Little Rock, Ark.
+ – SEC Tournament, Nashville, Tenn.
$ – NCAA First Round, Manhattan, Kan.
$$ – NCAA Second Round, Manhattan, Kan.

2002-03
OVERALL: 22–11
SEC: 7–7 (7TH)
HOME: 12–2; ROAD: 5–6; N: 5–3

Preseason #17 UA/OPP RK	TV	W/L	UA	OPP	
Sat., 11–23 | Stephen F. Austin	17/–	–	W	78	54
Mon., 11–25 | TCU	17/–	–	W	76	66
Thurs., 11–28 | Old Dominion#	17/–	–	W	54	49
Fri., 11–29 | Hampton#	17/–	–	W	78	41
Sat., 11–30 | Duke#	17/1	–	L (OT)	72	74
Fri., 12–6 | Northwestern State&	13/–	–	W	79	60
Sat., 12–7 | at Rice&	13/–	–	W	63	50
Mon., 12–9 | Tulsa	13/–	–	W	66	49
Thurs., 12–19 | SW Missouri State	10/–	–	W	64	46
Sat., 12–28 | Western Kentucky	10/–	–	W	71	61
Mon., 12–30 | Loyola Marymount	9/–	–	W	87	52
Thurs., 1–2 | at Oklahoma State	9/–	–	L	58	60
Sun., 1–5 | Montana State	11/–	–	W	85	37
Mon., 1–6 | Louisiana Lafayette!	11/–	–	W	75	57
Thurs., 1–9 | at Memphis	11/–	–	W	78	64
Sun., 1–12 | South Carolina*	11/13	–	W	67	58
Thurs., 1–16 | Florida*	10/–	–	W	84	45
Sun., 1–19 | LSU*	10/2	–	W	82	72
Thurs., 1–23 | at Vanderbilt*	8/18	–	L	59	76
Sun., 1–26 | at Auburn*	8/–	–	L	36	64
Thurs., 1–30 | Tennessee*	12/4	–	L	79	92
Sun., 2–2 | at Alabama*	12/–	–	W	59	58
Sun., 2–9 | Ole Miss*	14/–	–	W	62	60
Thurs., 2–13 | at Kentucky*	13/–	–	W	70	60
Sun., 2–16 | at South Carolina*	13/15	–	L	59	83
Thurs., 2–20 | Mississippi State*	15/16	–	L	59	72
Sun., 2–23 | at Georgia*	15/13	–	L	60	69
Thurs., 2–27 | at LSU*	21/4	–	L	57	70
Sun., 3–2 | Alabama*	21/–	–	W	68	57
Thurs., 3–6 | Alabama+	23/–	–	W	53	48
Fri., 3–7 | LSU+	23/6	–	L	72	78
Sun., 3–23 | at Cincinnati$	24/–	–	W	71	57
Tues., 3–25 | Texas$$	24/5	–	L	50	67

* – Southeastern Conference Game
# – Paradise Jam, U.S. Virgin Islands
& – Gene Hackerman Invitational, Houston, Texas
! – ALLTEL Arena, North Little Rock, Ark.
+ – SEC Tournament, North Little Rock, Ark.
$ – NCAA First Round, Cincinnati, Ohio
$$ – NCAA Second Round, Cincinnati, Ohio

YEAR-BY-YEAR RESULTS

2003-04

OVERALL: 16–12
SEC: 5–9 (9TH)
HOME: 7–4; ROAD: 7–7; N: 2–1

	UA/OPP RK	TV	W/L	UA	OPP
Fri., 11–21 | at Wichita State	–/–	–	W	81	72
Mon., 11–24 | Rice	–/–	–	W	65	46
Fri., 11–28 | Oregon State#	–/–	–	W	58	50
Sat., 11–29 | at Loyola Marymount#	–/–	–	L	58	64
Wed., 12–3 | at Western Kentucky	–/–	–	W	67	65
Sat., 12–6 | at TCU	–/21	–	L (OT)	62	67
Tues., 12–9 | at Tulsa	–/–	–	W	64	43
Thurs., 12–18 | Northwestern State!	–/–	–	W	78	62
Sat., 12–20 | at Indiana	–/–	–	W	78	70
Sun., 12–28 | at Stephen F. Austin	–/–	–	W	79	61
Tues., 12–30 | McNeese State	–/–	–	W	72	52
Fri., 1–2 | Memphis	–/–	–	W	79	75
Sun., 1–4 | Oklahoma State	–/–	–	W	75	55
Thurs., 1–8 | at Tennessee*	–/5	–	L	44	83
Sun., 1–11 | Ole Miss*	–/–	–	W	67	61
Sun., 1–18 | at South Carolina*	–/–	–	W	66	52
Thurs., 1–22 | LSU*	–/12	–	L	65	73
Sun., 1–25 | Auburn*	–/22	–	L	44	71
Thurs., 1–29 | Vanderbilt*	–/24	–	L	69	74
Sun., 2–1 | at Mississippi State*	–/–	–	L	55	57
Sun., 2–8 | Georgia*	–/16	–	W	71	63
Thurs., 2–12 | at LSU*	–/16	–	L	65	92
Sun., 2–15 | at Alabama*	–/–	–	L	65	68
Thurs., 2–19 | Kentucky*	–/–	–	W	69	58
Sun., 2–22 | at Florida*	–/–	–	W	82	68
Thurs., 2–26 | Tennessee*	–/2	–	L	71	93
Sun., 2–29 | at Ole Miss*	–/–	–	L	73	84
Thurs., 3–4 | Mississippi State+	–/–	–	L	74	79

* – Southeastern Conference Game
# – LMU Thanksgiving Classic, Los Angeles, Calif.
! – Summit Arena, Hot Springs, Ark.
+ – SEC Tournament, Nashville, Tenn.

2004-05

OVERALL: 17–14
SEC: 3–11 (11TH)
HOME: 10–4; ROAD: 3–8; N: 4–2

	UA/OPP RK	TV	W/L	UA	OPP
Fri., 11–19 | Alabama State	–/–	–	W	74	49
Sun., 11–21 | Centenary	–/–	–	W	86	52
Thurs., 11–25 | Purdue#	–/15	–	L	51	55
Fri., 11–26 | Idaho State#	–/–	–	W	69	59
Sun., 11–28 | Western Kentucky	–/–	–	W	83	79
Wed., 12–1 | Indiana	–/–	–	W	53	50
Fri., 12–3 | Wichita State	–/–	–	W	78	55
Tues., 12–7 | at Memphis	–/–	–	W	59	53
Thurs., 12–16 | Louisiana Lafayette!	–/–	–	W	82	68
Tues., 12–21 | Oregon	–/–	–	W	65	62
Thurs., 12–30 | at Georgia*	–/16	–	L	57	78
Sun., 1–2 | at Cincinnati	–/–	–	W	66	54
Thurs., 1–6 | Florida*	–/–	–	L	56	68
Sun., 1–9 | at Mississippi*	–/–	–	L	73	85
Thurs., 1–13 | at Tennessee*	–/8	–	L	54	72
Sun., 1–16 | Mississippi State*	–/–	–	W	83	71
Thurs., 1–20 | at LSU*	–/2	–	L	45	91
Sun., 1–23 | South Carolina*	–/–	–	W	61	49
Tues., 1–25 | at UM–Kansas City	–/–	–	W	69	46
Sun., 1–30 | Mississippi*	–/–	–	L	52	75
Thurs., 2–3 | at Auburn*	–/–	–	L	51	62
Thurs., 2–10 | Alabama*	–/–	–	W	83	68
Sun., 2–13 | Georgia Tech&	–/–	–	W	71	59
Thurs., 2–17 | at Vanderbilt*	–/22	–	L	43	78
Sun., 2–20 | Tennessee*	–/6	–	L	71	84
Thurs., 2–24 | LSU*	–/1	–	L	64	90
Sun., 2–27 | at Kentucky*	–/–	–	L	67	73
Thurs., 3–3 | Mississippi State+	–/–	–	W	80	73
Fri., 3–4 | Vanderbilt+	–/–	–	L	60	79
Fri., 3–18 | UNLV$	–/–	–	W	61	48
Mon., 3–21 | at Arkansas State$$	–/–	–	L	84	98

* – Southeastern Conference Game
# – Flint Hills Resources Islander Classic, Corpus Christi, Texas
! – ALLTEL Arena, North Little Rock, Ark.
& – Russell Athletics Shootout, Duluth, Ga.
+ – SEC Tournament, Nashville, Tenn.
$ – WNIT First Round, Fayetteville, Ark.
$$ – WNIT Second Round, Jonesboro, Ark.

2005-06

OVERALL: 13–15
SEC: 5–9 (T8TH)
HOME: 9–4; ROAD: 2–10; N: 2–1

	UA/OPP RK	TV	W/L	UA	OPP
Fri., 11–18 | at SMU	–/–	–	W	73	63
Mon., 11–21 | Memphis	–/–	–	W	99	53
Fri., 11–25 | at Oregon	–/–	–	L	59	70
Sat., 11–26 | at Portland State	–/–	–	L	65	67
Tues., 11–29 | Grambling	–/–	–	W	88	69
Thurs., 12–1 | Tulsa	–/–	–	L	64	66
Sun., 12–4 | UMKC	–/–	–	W	84	57
Tues., 12–6 | at Western Kentucky	–/–	–	L	73	87
Thurs., 12–15 | Nicholls State!	–/–	–	W	75	40
Sun., 12–18 | Texas–Pan American	–/–	–	W	74	44
Wed., 12–21 | New Orleans	–/–	–	W	84	46
Thurs., 12–29 | Coppin State#	–/–	–	W	49	33
Fri., 12–30 | at FIU#	–/–	–	L	54	58
Thurs., 1–5 | at Mississippi State*	–/–	–	W	66	45
Sun., 1–8 | Vanderbilt*	–/20	–	W (OT)	52	51
Thurs., 1–12 | Auburn*	–/–	–	W	64	60
Sun., 1–15 | at Alabama*	–/–	–	L	73	75
Sun., 1–22 | Mississippi State*	–/–	–	W	60	58
Thurs., 1–26 | Florida*	–/24	–	W	69	63
Sun., 1–29 | at South Carolina*	–/–	–	L	52	61
Thurs., 2–2 | LSU*	–/3	–	L	59	93
Sun., 2–5 | at Tennessee*	–/5	–	L	37	77
Thurs., 2–9 | at Vanderbilt*	–/22	–	L	59	64
Sun., 2–12 | Kentucky*	–/–	–	L	50	79
Sun., 2–19 | at LSU*	–/2	–	L	42	64
Thurs., 2–23 | Georgia*	–/13	–	L	80	86
Sun., 2–26 | at Ole Miss*	–/–	–	L	78	85
Thurs., 3–2 | Ole Miss+	–/–	–	L	64	94

* – Southeastern Conference Game
# – FIU Sun & Fun Classic, Miami, Fla.
! – Summit Arena, Hot Springs, Ark.
+ – SEC Tournament, North Little Rock, Ark.

2006-07

OVERALL: 18–13
SEC: 3–11 (10TH)
HOME: 7–6; ROAD: 9–5; N: 2–2

	UA/OPP RK	TV	W/L	UA	OPP
Fri., 11–10 | at Clemson	–/–	–	W	75	69
Mon., 11–13 | Louisiana–Monroe	–/–	–	W	62	54
Fri., 11–17 | at Lipscomb	–/–	–	W	77	39
Sat., 11–18 | at Austin Peay	–/–	–	W	58	46
Mon., 11–20 | Wichita State	–/–	–	W	80	70
Fri., 11–24 | Denver#	–/–	–	W	84	58
Sat., 11–25 | at Hawai'i#	–/–	–	W	70	56
Sun., 11–26 | North Carolina#	–/2	–	L	69	94
Fri., 12–1 | Portland State	–/–	–	W	97	62
Sun., 12–3 | Texas Southern	–/–	–	W	90	50
Wed., 12–13 | SMU	25/–	–	W	70	58
Sat., 12–16 | at Tulsa	25/–	–	W	78	67
Mon., 12–18 | at Memphis	24/–	–	W	70	54
Wed., 12–20 | Stephen F. Austin!	24/–	–	W	75	54
Thurs., 12–28 | Cincinnati	23/–	–	W	94	82
Sat., 12–30 | at St. Louis	23/–	–	W	66	59
Thurs., 1–4 | at Vanderbilt*	20/11	–	L	61	98
Sun., 1–7 | Mississippi State*	20/–	–	L	73	81
Sun., 1–14 | at Auburn*	25/–	–	W	65	62
Thurs., 1–18 | Alabama*	RV/–	–	W	71	63
Sun., 1–21 | at Florida*	–/–	–	W	67	57
Thurs., 1–25 | at LSU*	–/8	–	L	53	70
Sun., 1–28 | Vanderbilt	–/15	–	L	34	61
Thurs., 2–1 | at Mississippi State*	–/–	–	L	75	80
Sun., 2–4 | Ole Miss*	–/–	–	L (2OT)	87	90
Thurs., 2–8 | South Carolina*	–/–	FSN	L	69	74
Thurs., 2–15 | LSU*	–/7	–	L	65	86
Sun., 2–18 | at Kentucky*	–/–	FSN	L	60	87
Thurs., 2–22 | Tennessee*	–/2	–	L (OT)	68	75
Sun., 2–25 | at Georgia*	–	–	L	51	69
Thurs., 3–1 | Kentucky+	–/–	–	L	57	72

* – Southeastern Conference Game
# – Hawaiian Airlines Rainbow Wahine, Honolulu, Hawai'i
! – Summit Arena, Hot Springs, Ark.
+ – SEC Tournament, Duluth, Ga.

2007-08

OVERALL: 17–13
SEC: 2–12 (11TH)
HOME: 10–6; ROAD: 2–6; N: 5–1

	UA/OPP RK	TV	W/L	UA	OPP
Sun., 11–11 | Lipscomb	–/–	–	W	87	60
Wed., 11–14 | Jackson State	–/–	–	W	72	49
Sat., 11–17 | Austin Peay	–/–	–	W	61	48
Tues., 11–20 | Tulsa	–/–	–	W	69	52
Fri., 11–23 | Georgia Southern#	–/–	–	W	77	51
Sat., 11–24 | New Orleans#	–/–	–	W	65	44
Wed., 11–28 | at Missouri	–/–	–	W	66	53
Sun., 12–2 | Clemson	–/–	–	W	79	63
Tues., 12–4 | Sam Houston State	–/–	–	W	89	62
Thurs., 12–13 | Northwestern State!	–/–	–	W	59	43
Sat., 12–15 | St. Louis	–/–	–	W	74	59
Tues., 12–18 | Memphis	–/–	–	W	91	66
Fri., 12–29 | Delaware&	–/–	–	W	62	49
Sat., 12–30 | Marquette&	–/–	–	W	71	69
Sat., 1–5 | Texas Tech	25/–	–	W	80	57
Thurs., 1–10 | LSU*	20/11	–	L	54	76
Sun., 1–13 | at Ole Miss*	20/–	–	L (2OT)	55	63
Thurs., 1–17 | at Alabama*	–/–	–	W	63	49
Sun., 1–20 | Florida*	–/–	–	L	74	92
Thurs., 1–24 | at Tennessee*	–/2	–	L	55	98
Sun., 1–27 | Mississippi State*	–/–	–	W	56	42
Sun., 2–3 | at South Carolina*	–/–	–	L	50	59
Thurs., 2–7 | Georgia*	–/24	–	L	58	72
Sun., 2–10 | Auburn*	–/–	–	L	68	73
Sun., 2–17 | at Florida* (PINK)	–/–	–	L	73	75
Thurs., 2–21 | Vanderbilt* (PINK)	–/25	–	L	50	63
Sun., 2–24 | Kentucky*	–/–	–	L	56	59
Thurs., 2–28 | at LSU*	–/6	–	L	46	83
Sun., 3–2 | at Auburn*	–/–	–	L	57	74
Thurs., 3–6 | Auburn+	–/–	–	L	51	73

* – Southeastern Conference Game
# – UTSA Thanksgiving Classic, San Antonio, Texas
! – Summit Arena, Hot Springs, Ark.
& – Dartmouth Tournament, Hanover, N.H.
+ – SEC Tournament, Nashville, Tenn.

2008-09

OVERALL: 18–14
SEC: 6–8 (8TH)
HOME: 11–5; ROAD: 5–7; N: 2–2

	UA/OPP RK	TV	W/L	UA	OPP
Sat., 11–15 | Louisiana Monroe	–/–	–	W	77	38
Wed., 11–19 | High Point	–/–	–	W	63	46
Fri., 11–21 | SMU	–/–	–	W	78	69
Sun., 11–23 | Northwestern	–/–	–	W	60	44
Fri., 11–28 | Oregon State#	–/–	–	L	56	69
Sat., 11–29 | Pacific#	–/–	–	W	78	61
Wed., 12–3 | at Memphis	–/–	–	W	76	69
Sat., 12–5 | Mississippi Valley State&	–/–	–	W	79	46
Sun., 12–6 | at Kansas State&	–/–	–	L	56	65
Tues., 12–9 | North Dakota	–/–	–	W	85	73
Thurs., 12–18 | Dartmouth	–/–	–	W	66	57
Sun., 12–21 | Missouri	–/–	–	L	55	56
Mon., 12–29 | Western Illinois	–/–	–	W	70	53
Wed., 12–31 | Stetson	–/–	–	W	85	44
Sat., 1–3 | at Texas Tech	–/–	–	L	60	75
Thurs., 1–8 | LSU*	–/–	–	L	42	62
Sun., 1–11 | at Kentucky*	–/–	–	L	63	72
Sun., 1–18 | Auburn*	–/6	–	L	61	70
Thurs., 1–22 | Tennessee*	–/10	–	L	67	76
Sun., 1–25 | at Mississippi State*	–/–	–	W	65	62
Thurs., 1–29 | at Vanderbilt*	–/20	–	L (OT)	61	72
Sun., 2–1 | Florida*	–/12	–	L	78	94
Thurs., 2–5 | at LSU*	–/–	–	L	53	68
Sun., 2–8 | at Georgia*	–/–	–	W	77	64
Thurs., 2–12 | South Carolina*	–/–	–	W	58	54
Sun., 2–15 | Ole Miss* (PINK)	–/–	–	W	70	59
Thurs., 2–19 | at Florida* (PINK)	–/15	–	W	83	74
Sun., 2–22 | Alabama*	–/–	–	W	74	69
Sun., 3–1 | at Auburn*	–/3	–	L	57	94
Thurs., 3–5 | Ole Miss+	–/–	–	L	60	65
Mon, 3–23 | at Oklahoma State!	–/–	–	W (OT)	61	60
Thurs., 3–26 | at Kansas$	–/–	–	L	59	75

* – Southeastern Conference Game
# – Junkanoo Jam, Freeport Division Grand Bahama Island
& – Commerce Bank Wildcat Classic, Manhattan, Kan.
+ – SEC Tournament, North Little Rock, Ark.
! – WNIT Tournament, Stillwater, Okla.
$ – WNIT Tournament, Lawrence, Kan.

YEAR-BY-YEAR RESULTS

2009-10

OVERALL: 12–18
SEC: 4–12 (12TH)
HOME: 5–7; ROAD: 3–8; N: 4–3

	UA/OPP RK	TV	W/L	UA	OPP
Sun., 11–15 | Alcorn State~	–/–	–	W	87	78
Wed., 11–18 | at SMU	–/–	–	L	71	76
Sun., 11–22 | East Tennessee State	–/–	–	W	95	78
Thurs., 11–26 | Iona!	–/–	–	W	66	60
Fri., 11–27 | Western Kentucky!	–/–	–	W	69	51
Wed., 12–2 | Kansas State	–/–	–	W	60	58
Sat., 12–5 | at Oklahoma	–/18	–	L (OT)	86	87
Tues., 12–8 | Coppin State	–/–	–	W	72	51
Thurs., 12–17 | at Northwestern (Elem Day)	–/–	–	L	55	67
Sat., 12–19 | DePaul#	–/–	–	L	45	46
Sun., 12–20 | UTSA#	–/–	–	L	55	71
Mon., 12–21 | VCU#	–/–	–	W	68	58
Tues., 12–29 | Sam Houston State	–/–	–	W	106	78
Sun., 1–3 | Florida*	–/–	–	L	53	59
Thurs., 1–7 | LSU*	–/11	–	L	38	65
Sun., 1–10 | at Ole Miss*	–/–	–	L	71	86
Thurs., 1–14 | Mississippi State*	–/–	–	L	60	78
Sun., 1–17 | Georgia*	–/6	–	L	63	73
Thurs., 1–21 | at Kentucky*	–/25	–	L	52	69
Sun., 1–24 | at Alabama*	–/–	COX	W (OT)	66	62
Sun., 1–31 | Vanderbilt*	–/25	–	L	61	67
Thurs., 2–4 | at Tennessee*	–/5	FSN	L	57	74
Sun., 2–7 | Kentucky*	–/18	–	L	57	71
Thurs., 2–11 | at Auburn*	–/–	–	W	73	58
Sun., 2–14 | at South Carolina*	–/–	ESPN2	W	72	68
Thurs., 2–18 | Ole Miss*	–/–	–	W	67	59
Sun., 2–21 | Alabama* (PINK)	–/–	–	L	58	69
Thurs., 2–25 | at LSU* (PINK)	–/20	COX	L	53	70
Sun., 2–28 | at Georgia*	–/24	SECN	L	48	69
Thurs., 3–4 | Vanderbilt+	–/–	FSN	L (OT)	64	65

* – Southeastern Conference Game
~ – Hot Springs, Ark.
! – Caribbean Challenge, Cancun, Mexico
– Duel in the Desert, Las Vegas, Nev.
+ – SEC Tournament, Duluth, Ga.

2010-11

OVERALL: 22–12
SEC: 6–10 (9TH)
HOME: 12–6; ROAD: 9–5; N: 1–1

	UA/OPP RK	TV	W/L	UA	OPP
Fri., 11–12 | Florida A&M (Elem Day)	–/–	–	W	71	62
Sun., 11–14 | Davidson	–/–	–	W	68	55
Wed., 11–17 | Mississippi Valley State	–/–	–	W	55	54
Sun., 11–21 | Middle Tennessee State	–/–	–	W	77	50
Tues., 11–23 | Tennessee State	–/–	–	W	71	50
Fri., 11–26 | High Point!	–/–	–	W	82	63
Sat., 11–27 | at UTEP!	–/–	–	W	59	56
Wed., 12–1 | at Texas Arlington	–/–	–	W	57	54
Thurs., 12–1 | Oral Roberts	–/–	–	W	80	63
Sat., 12–4 | at Utah	–/–	–	W	65	54
Sun., 12–19 | Oklahoma	–/12	COX	W	67	57
Tues., 12–28 | Furman	22/24/–	–	W	88	47
Sun., 1–2 | at Florida*	22/24/–	SUN	L	53	64
Thurs., 1–6 | Kentucky*	25/10	–	W	78	67
Sun., 1–9 | at Mississippi State*	25/–	FSN	W	61	56
Thurs., 1–13 | Georgia*	20/23/–	–	L	56	59
Sun., 1–16 | at Alabama*	20/23/–	–	W	57	53
Thurs., 1–20 | at Vanderbilt*	23/24/–	–	L	54	65
Sun., 1–23 | Ole Miss*	23/24/–	–	L	65	69
Thurs., 1–27 | at LSU*	RV/–	–	W	53	45
Sun., 1–30 | Tennessee*	–/5	SECN	L	53	72
Thurs., 2–3 | at Georgia*	–/24	COX	L (OT)	54	57
Sun., 2–6 | South Carolina	–/–	ESPNU	L (OT)	62	64
Sun., 2–13 | Auburn*	–/–	ESPN2	L	59	64
Thurs., 2–17 | at Ole Miss* (PINK)	–/–	COX	W	56	53
Sun., 2–20 | LSU* P(INK)	–/–	–	W	42	40
Thurs., 2–24 | at Kentucky*	–/20	FSN	L	54	55
Sun., 2–27 | Alabama *	–/–	–	L	79	92
Sun., 3–3 | Florida+	–/–	FSN	L	59	68
Thurs., 3–10 | SIU–Edwardsville	–/–	–	W	78	61
Thurs., 3–17 | Lamar$	–/–	–	W	91	65
Sun., 3–20 | at Missouri State$$	–/–	–	W	65	64
Wed., 3–23 | at Oral Roberts$$$	–/–	–	W	78	59
Sun., 3–27 | at Illinois State$$$$	–/–	–	L	49	60

* – Southeastern Conference Game
! – UTEP Thanksgiving Tournament, El Paso, Texas
+ – SEC Tournament, Nashville, Tenn.
$ – WNIT 1st Round, Fayetteville, Ark.
$$ – WNIT 2nd Round, Springfield, Mo.
$$$ – WNIT 3rd Round, Tulsa, Okla.
$$$$ – WNIT Quarterfinals, Normal, Ill.

2011-12

OVERALL: 24–9
SEC: 10–6 (T4TH)
HOME: 14–2; ROAD: 6–5; N: 4–2

	UA/OPP RK	TV	W/L	UA	OPP
Fri., 11–11 | Minnesota!	–/–	–	L	60	68
Sat. 11–12 | South Florida!	–/–	–	W (OT)	65	61
Sun., 11–13 | Florida State!	–/13	–	W (OT)	55	52
Wed. 11–16 | Texas–Arlington (Elem Day)	RV/–	–	W	57	34
Sun., 11–20 | Utah	RV/–	–	W	57	56
Fri., 11–25 | Grambling State	RV/–	–	W	69	49
Sat., 12–3 | at Middle Tennessee	RV/–	–	W	59	53
Tues., 12–6 | SF Austin	RV/–	CST	W	61	46
Sat., 12–10 | Oral Roberts	RV/–	–	W	65	37
Mon., 12–19 | Morgan State	RV/–	–	W	81	50
Wed., 12–21 | Texas Southern	RV/–	–	W	86	41
Wed., 12–28 | Mississippi Valley State	RV/–	–	W	59	40
Sun., 1–1 | at Georgia*	–/17	–	L	57	67
Thurs., 1–5 | at Kentucky*	–/11	UKTV	L	72	84
Sun., 1–8 | Tennessee*	–/6	ESPNU	L	38	69
Thurs., 1–12 | at Ole Miss*	–/–	–	L	54	60
Sun., 1–15 | Auburn*	–/–	FSN	W	59	39
Thurs., 1–19 | Vanderbilt*	–/25	–	W	69	47
Sun., 1–22 | at LSU*	–/–	FSN	W	72	52
Thurs., 1–26 | at Mississippi State*	RN/–	–	W	51	35
Sun., 1–29 | Florida*	RV/–	–	W (2OT)	73	72
Thurs., 2–2 | Alabama*	RV/–	–	W	70	52
Thurs., 2–9 | South Carolina*	RV/24	–	W	68	47
Sun., 2–12 | at Auburn* (Pink)	RV/–	ESPN2	W	51	48
Thurs., 2–16 | LSU* (Pink)	RV/–	CST	L	42	50
Sun., 2–19 | Mississippi State* (Senior)	RV/–	–	W	67	53
Thurs., 2–23 | at Tennessee*	RV/6	FSS	W (OT)	72	71
Sun., 2–26 | at South Carolina*	RV/–	SECN	L	47	53
Sat., 3–1 | Ole Miss+	RV/–	–	W	67	47
Sun., 3–2 | LSU+	RV/–	–	L	40	41
Thurs., 3–8 | at SIU–Edwardsville	–/–	–	W	75	37
Sat., 3–17 | Dayton$	–/–	–	W	72	55
Mon., 3–19 | at Texas A&M$	–/22	–	L	59	61

* – Southeastern Conference Game
! – WBI Tip Off Classic, Daytona Beach, Fla.
+ – SEC Tournament, Nashville, Tenn.
$ – NCAA Tournament, College Station, Texas

2012-13

OVERALL: 20–13
SEC: 6–10 (8TH)
HOME: 12–6; ROAD: 7–5; N: 1–2

	UA/OPP RK	TV	W/L	UA	OPP
Sun., 11–9 | Jackson State (Elem Day)	RV/–	–	W	97	58
Fri., 11–15 | at Tulsa	RV/–	–	W (OT)	64	56
Thurs., 11–19 | at Oral Roberts	–/–	–	W	80	57
Mon., 11–23 | Oklahoma!	–/13	–	L	70	73
Fri., 11–24 | at Hawai'i!	–/–	–	W	83	68
Sat., 11–25 | Oregon!	–/–	–	W	79	67
Sun., 11–29 | Texas Southern	–/–	–	W	72	50
Thurs., 12–2 | Pepperdine	–/–	–	W	64	39
Sun. 12–6 | Kansas	RV/17	CST	W	64	56
Thurs., 12–16 | at Furman	RV/–	–	W	73	38
Wed., 12–19 | Mississippi Valley State	RV/–	–	W	99	42
Fri., 12–21 | Northwestern State	RV/–	–	W	80	41
Fri.,12–28 | Coppin State	25/–	–	W	71	57
Thurs., 1–3 | at Auburn*	23/–	–	L	47	50
Sun., 1–6 | Texas A&M*	23/–	FSS	L	51	63
Thurs., 1–10 | LSU*	RV/–	–	W	63	54
Sun., 1–13 | at Vanderbilt*	RV/–	–	L	58	78
Thurs., 1–17 | Georgia*	RV/13	–	L	53	57
Thurs., 1–24 | at Missouri*	RV/–	–	W	58	50
Sun., 1–27 | South Carolina	RV/14	–	L	40	43
Thurs., 1–31 | at Ole Miss*	–/–	–	W	77	66
Sun., 2–3 | at Mississippi State*	–/–	FSS	L	44	47
Thurs., 2–7 | Kentucky*	–/–	–	L (OT)	74	80
Sun., 2–10 | at Alabama*	–/–	–	W (3OT)	91	80
Sun., 2–17 | Missouri* (PINK)	–/–	CST	W	61	40
Thurs., 2–21 | at Georgia* (PINK)	–/13	FSS	L	34	66
Sun., 2–24 | Tennessee*	–/11	SECN	L	54	60
Thurs., 2–28 | at Florida*	–/–	SUN	L	58	69
Sun., 3–3 | Ole Miss*	–/–	–	W	93	52
Thurs., 3–7 | Florida+	–/–	ESPN2	L	59	64
Thurs., 3–14 | SIU–Edwardsville	–/–	–	W	63	41
Thurs., 3–21 | Memphis$	–/–	–	W	67	57
Sun., 3–24 | Tulane$	–/–	–	L	48	60

* – Southeastern Conference Game
! – Marriott Waikiki Beach Classic, Honolulu, Hawai'i
+ – SEC Tournament, Duluth, Ga.
$ – WNIT Tournament, Fayetteville, Ark.

2013-14

OVERALL: 19–11
SEC: 6–10 (11TH)
HOME: 14–4; ROAD: 3–6, N: 2–1

	UA/OPP RK	TV	W/L	UA	OPP
Sun., 11-3 | Missouri Southern (Exh.)	*-/-*	*-*	*W*	*70*	*61*
Fri., 11–8 | Sam Houston (Elem Day)	–/–	–	W	81	45
Wed., 11–13 | Oral Roberts	–/–	–	W	91	33
Sat., 11–16 | Furman	–/–	–	W	74	45
Tues., 11–19 | Middle Tennessee	–/RV	–	W	66	51
Fri., 11–22 | Missouri State	–/–	–	W	78	44
Sun., 11–24 | Western Michigan	RV/–	–	W	61	46
Fri., 11–29 | Southeast Missouri!	RV/–	–	W	88	37
Sat., 11–30 | Binghamton!	RV/–	–	W	72	23
Wed., 12–4 | at Kansas	RV/–	–	W	64	53
Sat., 12–7 | Northwestern State	RV/–	–	W	74	53
Tues., 12–10 | Tulsa	RV/–	CST	W	81	43
Fri., 12–20 | Tennessee Tech	RV/–	–	W	79	53
Sat., 12–28 | Mississippi Valley State	RV/–	–	W	100	54
Thurs., 1–2 | South Carolina*	RV/13	–	L	51	55
Sun., 1–5 | at Missouri*	RV/–	–	W	69	66
Thurs., 1–9 | at Florida*	RV/RV	–	L	52	59
Sun., 1–12 | Mississippi State*	RV/–	–	L	50	54
Thurs., 1–16 | at Georgia*	–/–	CSS	L	58	60
Sun., 1–19 | Ole Miss*	–/–	CST	W	68	65
Sun., 1–26 | at Kentucky*	–/8	FSN	L	58	68
Thurs., 1–30 | at Tennessee*	–/10	FSN	L	60	70
Sun., 2–2 | Auburn*	–/–	–	L	48	56
Thurs., 2–6 | Florida*	–/–	–	W	55	49
Sun., 2–9 | at South Carolina* (PINK)	–/6	–	L	49	67
Thurs., 2–13 | Alabama* (PINK)	–/–	–	W	75	55
Thurs., 2–20 | Vanderbilt*	–/RV	–	L	50	56
Sun., 2–23 | at LSU*	–/19	CST	W	57	53
Thurs., 2–27 | at Texas A&M*	–/17	–	L	54	77
Sun., 3–2 | Missouri*	–/–	–	W	72	70
Wed., 3–5 | Ole Miss+	–/–	FSS	L	62	63

* – Southeastern Conference Game
! – New Mexico Thanksgiving Tournament, Albuquerque, N.M.
+ – SEC Tournament, Duluth, Ga.

2014-15

OVERALL: 18–14
SEC: 6–10 (9TH)
HOME: 8–6; ROAD: 5–7, N: 5–1

	UA/OPP RK	TV	W/L	UA	OPP
Fri., 11–14 | Nicholls State (Elem Day)	–/–	SECN+	W	63	52
Sun., 11–16 | Savannah State	–/–	SECN+	W	75	46
Sun., 11–20 | at Middle Tennessee	–/–	–	W	58	51
Sun. 11–23 | Northwestern State	–/–	SECN+	W	78	30
Fri., 11–28 | Iowa!	–/17	–	W	77	67
Sat., 11–29 | Richmond!	–/–	–	W	74	55
Thurs., 12–4 | South Dakota State	–/–	SECN+	L (OT)	75	80
Sun., 12–7 | Rutgers	–/18	SECN+	L	52	64
Wed., 12–10 | at Missouri State	–/–	–	W	59	50
Sun., 12–14 | at Tulsa	–/–	CST	W	64	53
Sun., 12–21 | Oklahoma#	–/–	SECN	W	71	64
Mon. 12–29 | Grambling State	–/–	SECN+	W	77	35
Fri., 1–2 | at Ole Miss*	–/–	SECN+	L	57	71
Sun., 1–4 | Texas A&M*	–/5	–	L	50	52
Thurs., 1–8 | at Mississippi State*	–/14	–	L	57	72
Sun., 1–11 | Tennessee*	–/7	–	L	51	60
Sun., 1–18 | Missouri*	–/–	–	W	73	55
Thurs., 1–22 | at Vanderbilt*	–/–	SECN+	L	53	55
Sun., 1–25 | at Florida*	–/–	–	L	58	72
Thurs., 1–29 | Auburn*	–/–	SECN+	W	52	47
Thurs., 2–1 | at Alabama*	–/–	SECN+	W	53	42
Mon., 2–9 | Georgia*	–/24	–	W	54	48
Thurs., 2–12 | at Texas A&M*	–/15	–	L	55	59
Sun., 2–15 | at Auburn* (PINK)	–/–	–	W	54	36
Thurs., 2–19 | South Carolina*	–/2	–	L	56	73
Sun., 2–22 | LSU* (PINK)	–/–	–	W	63	41
Thurs., 2–26 | Kentucky*	–/13	SENC+	L	51	56
Sun., 3–1 | at Missouri*	–/–	SECN+	L	41	57
Thurs., 3–5 | Ole Miss+	–/–	SECN	W	72	61
Fri., 3–6 | South Carolina+	–/3	SECN	L	36	58
Fri., 3–20 | Northwestern$	–/22	ESPN2	W	57	55
Sun., 3–22 | at Baylor$	–/5	ESPN2	L	44	73

* – Southeastern Conference Game
! – South Point Thanksgiving Shootout, Las Vegas, Nev.
– SEC/Big 12 Challenge, North Little Rock, Ark.
+ – SEC Tournament, North Little Rock, Ark.
$ – NCAA Tournament, Waco, Texas

YEAR-BY-YEAR RESULTS

2015-16

OVERALL: 12–18
SEC: 7–9 (10TH)
HOME: 11–4; ROAD: 1–10, N: 0–4

	UA/OPP RK	TV	W/L	UA	OPP
Fri., 11–13 | SE Louisiana (Elem Day)	–/–	SECN+	W	97	53
Sun., 11–15 | Sam Houston State	–/–	SECN+	W	67	47
Wed., 11–18 | at South Dakota State	–/–	–	L	69	76
Mon., 11–23 | Tulsa	–/–	SECN+	L	67	74
Fri., 11–27 | Louisiana!	–/–	–	L	59	67
Sat., 11–28 | Oregon State!	–/7	–	L	47	63
Wed., 12–2 | Missouri State	–/–	SECN+	L	54	69
Sun., 12–6 | at Rutgers	–/–	–	L	40	60
Thurs., 12–10 | Oral Roberts	–/–	SECN	W	65	50
Sun., 12–13 | at Butler	–/–	–	L	57	63
Sun., 12–20 | Texas#	–/5	FSN	L	50	61
Mon., 12–28 | Mississippi Valley State	–/–	SECN+	W	86	46
Wed., 12–30 | New Orleans	–/–	SECN+	W	73	41
Sun., 1–3 | at South Carolina*	–/2	ESPNU	L	32	85
Thurs., 1–7 | Texas A&M*	–/13	SECN+	W	67	61
Sun., 1–10 | at Mississippi State*	–/6	SECN+	L	55	80
Thurs., 1–14 | Tennessee*	–/13	SECN	W	64	59
Sun., 1–17 | Missouri*	–/24	SECN	W	64	52
Thurs., 1–21 | at LSU*	–/–	SECN+	W	48	44
Sun., 1–24 | at Auburn*	–/–	SECN	L (OT)	60	71
Thurs., 1–28 | Florida*	–/–	SECN+	L (OT)	66	71
Sun., 1–31 | Mississippi State*	–/13	SECN+	L	55	65
Thurs., 2–4 | at Tennessee*	–/23	SECN+	L	57	75
Mon., 2–8 | Vanderbilt*	–/–	SECN	W	57	56
Sun., 2–14 | at Missouri* (PINK)	–/–	SECN+	L	48	69
Thurs., 2–18 | Alabama* (PINK)	–/–	SECN+	W	69	67
Sun., 2–21 | at Kentucky* (PINK)	–/16	SECN	L	63	77
Thurs., 2–25 | at Georgia*	–/–	SECN+	L	57	72
Sun., 2–28 | Ole Miss*	–/–	SECN	W	60	49
Thurs., 3–3 | Tennessee+	–/–	SECN	L	51	68

*–Southeastern Conference Game
! – San Juan Shootout, San Juan, Puerto Rico
– Big 12/SEC Challenge, Oklahoma City, Okla.
+ – SEC Tournament, Jacksonville, Fla.

2016-17

OVERALL: 13–17
SEC: 2–14 (14TH)
HOME: 9–8; ROAD: 2–8, N: 2–1

	UA/OPP RK	TV	W/L	UA	OPP
Thurs., 11-3 | Oklahoma Baptist (Exh.)	*-/-*	-	*W*	*79*	*32*
Fri., 11–11 | Sam Houston State (Elem Day)	–/–	SECN+	W	71	39
Sun., 11–13 | Louisiana–Monroe	–/–	–	W	92	46
Thurs., 11–17 | South Dakota	–/–	SECN+	W	70	67
Mon., 11–21 | Stetson	–/–	SECN+	W	79	62
Fri., 11–25 | Memphis!	–/–	–	W	91	61
Sat., 11–26 | Navy!	–/–	–	W	70	67
Wed., 11–30 | at Tulsa	–/–	CST	W	57	50
Sat., 12–3 | Texas Tech#	–/–	SECN	W	66	60
Wed., 12–7 | Butler	–/–	SECN+	W	68	50
Sun., 12–11 | at Missouri State	–/–	ESPN3	L	62	64
Sun., 12–18 | Northwestern State	–/–	SECN+	W	65	36
Wed., 12–21 | Oral Roberts	–/–	SECN+	L	60	70
Wed., 12–28 | Houston Baptist	–/–	SECN+	W	101	40
Sun., 1–1 | at Ole Miss*	–/–	SECN	L	64	73
Thurs., 1–5 | Mississippi State*	–/4	SECN+	L	51	59
Sun., 1–8 | LSU *	–/–	SECN+	L	52	53
Thurs., 1–12 | at Texas A&M*	–/–	SECN+	L	65	90
Sun., 1–15 | at Alabama*	–/–	SECN	W	68	50
Thurs., 1–19 | Vanderbilt*	–/–	SECN+	W	59	56
Mon., 1–23 | Missouri*	–/–	SECN	L	46	60
Sun., 1–29 | at LSU*	–/–	SECN	L	46	53
Thurs., 2–2 | Georgia*	–/–	SECN+	L	66	69
Sun., 2–5 | South Carolina*	–/4	ESPN2	L	49	79
Thurs., 2–9 | at Florida*	–/–	SECN+	L	53	57
Sun., 2–12 | at Missouri* (PINK)	–/–	SECN	L	56	67
Thurs., 2–16 | Kentucky* (PINK)	–/–	SECN+	L	62	69
Sun., 2–19 | at Tennessee*	–/–	SECN	L	46	59
Thurs., 2–23 | at Vanderbilt*	–/–	SECN+	L	64	66
Sun., 2–26 | Auburn*	–/–	SECN	L	64	70
Thurs., 3–1 | Florida+	–/–	SECN	L	61	71

*–Southeastern Conference Game
! – Nugget Classic, Reno, Nev.
– Big 12/SEC Challenge, Fayetteville, Ark.
+ – SEC Tournament, Jacksonville, Fla.

2017-18

OVERALL: 13–18
SEC: 3–13 (13TH)
HOME: 8–7; ROAD: 3–10, N: 2–1

	UA/OPP RK	TV	W/L	UA	OPP
Thurs., 11-2 | Northeastern State (Exh.)	*-/-*	-	*W*	*82*	*74*
Fri., 11–10 | Sam Houston State	–/–	SECN+	W	65	54
Sun., 11–12 | Samford	–/–	SECN+	W	84	63
Thurs., 11–16 | at Nebraska	–/RV	BTN	L	69	80
Mon., 11–20 | at Oral Roberts	–/–	CST	W	77	66
Fri., 11–24 | at UTEP!	–/–	–	L	61	64
Sat., 11–25 | New Mexico State!	–/–	–	W	69	60
Wed., 11–29 | Abilene Christian	–/–	SECN+	W	79	65
Sun., 12–3 | at Kansas#	–/–	JTV	L	60	71
Thurs., 12–7 | Charlotte	–/–	SECN+	W	73	72
Sun., 12–10 | Tulsa	–/–	SECN+	W	67	41
Sun., 12–17 | UT Arlington	–/–	SECN+	W	91	57
Thurs., 12–21 | at Arizona State	–/RV	–	L	43	89
Thurs., 12–28 | Grambling State	–/–	SECN+	W	79	62
Sun., 12–31 | Ole Miss*	–/–	SECN+	W	73	72
Thurs., 1–4 | at Mississippi State*	–/5	SECN	L	69	111
Sun., 1–7 | Alabama*	–/RV	SECN	L	76	83
Thurs., 1–11 | at Georgia*	–/RV	SECN+	L	65	78
Sun., 1–14 | at Auburn*	–/–	SECN	W	68	58
Thurs., 1–18 | Florida*	–/–	SECN	L	51	65
Sun., 1–21 | at Missouri (WBP)*	–/11	SECN	L	54	88
Thurs., 1–25 | at South Carolina*	–/9	SECN	L	42	90
Mon., 1–29 | Kentucky*	–/–	SECN	L	65	76
Sun., 2–4 | at Alabama*	–/–	SECN	W	74	66
Thurs., 2–8 | Tennessee*	–/11	SECN+	L	85	90
Sun., 2–12 | Missouri*	–/13	SECN	L	58	84
Thurs., 2–15 | at Kentucky*	–/–	SECN+	L	57	78
Sun., 2–18 | LSU (Senior Day) (PINK)*	–/–	SECN+	L	57	62
Thurs., 2–22 | Texas A&M*	–/17	SECN+	L	60	104
Sun., 2–25 | at Vanderbilt*	–/–	SECN+	L	73	78
Wed., 2–28 | Vanderbilt+	–/–	SECN	W	88	76
Thurs., 3–1 | Texas A&M+	–/15	SECN	L	52	82

*–Southeastern Conference Game
! – UTEP Thanksgiving Tournament, El Paso, Texas
– Big 12/SEC Challenge, Lawrence, Kan.
+ – SEC Tournament, Nashville, Tenn.

2018-19

OVERALL: 22–15
SEC: 6–10 (10TH)
HOME: 11–7; ROAD: 7–6, N: 4–2

	UA/OPP RK	TV	W/L	UA	OPP
Mon., 10-29 | Southwest Baptist (Exh.)	*-/-*		*W*	*115*	*53*
Thurs., 11-1 | East Central (Exh.)	*-/-*	-	*W*	*101*	*46*
Fri., 11–9 | Northwestern State	–/–	SECN+	W	98	53
Thurs., 11–14 | at UT Arlington	–/–	–	W	66	65
Sun., 11–18 | Arizona State	–/–	SECN	L	85	88
Fri., 11–23 | at Tennessee State!	–/–	–	W	79	55
Sat., 11–24 | Pittsburgh!	–/–	–	L	54	61
Sun., 11–25 | Wisconsin!	–/–	–	W	69	68
Wed., 11–28 | Oral Roberts	–/–	SECN+	W	74	61
Sun., 12–2 | at Iowa State#	–/–	–	L	82	91
Tues., 12–4 | Tennessee Tech	–/–	SECN+	W	65	42
Sat., 12–8 | at Abilene Christian	–/–	–	W	80	68
Sun., 12–16 | Prairie View A&M	–/–	SECN+	W	71	44
Tues., 12–18 | Nebraska	–/–	SECN+	W	84	80
Thurs., 12–20 | at Tulsa	–/–	SECN+	W	61	59
Sun., 12–30 | Jackson State	–/–	SECN+	W	76	57
Thurs., 1–3 | Mississippi State*	–/6	SECN	L	69	93
Sun., 1–6 | at Ole Miss*	–/–	SECN	W	85	55
Thurs., 1–10 | at Missouri*	–/–	SECN+	L	53	71
Sun., 1–13 | Vanderbilt*	–/–	SECN+	W	83	62
Mon., 1–21 | at Tennessee*	–/–	SECN	W	80	79
Thurs., 1–24 | Alabama*	–/–	SECN+	W	72	61
Sun., 1–27 | at Florida (WBP)*	–/–	SECN+	W	83	73
Thurs., 1–31 | Georgia*	–/–	SECN+	L	72	80
Sun., 2–3 | South Carolina*	–/16	SECN	L	79	87
Thurs., 2–7 | at LSU*	–/–	SECN	L	34	71
Sun., 2–10 | Auburn* (PINK)	–/–	SECN	L	72	75
Sun., 2–17 | at Kentucky* (PINK)	–/17	SECN+	L	59	61
Thurs., 2–21 | at Georgia*	–/–	SECN+	L	83	93
Sun., 2–24 | Ole Miss (Senior Day)*	–/–	SECN	W	73	61
Thurs., 2–28 | Missouri*	–/–	SECN	L	67	73
Sun., 3–3 | at Texas A&M	–/19	SECN	L	53	66
Thurs., 3–7 | Georgia+	–/–	SECN	W	86	76
Fri., 3–8 | South Carolina+	–/12	SECN	W	95	89
Sat., 3–9 | Texas A&M+	–/18	SECN	W	58	51
Sun., 3–10 | Mississippi State+	–/5	ESPN2	L	70	101
Thurs., 3–21 | Houston^	–/–	–	W	88	80
Sun., 3–24 | UAB^	–/–	–	W	100	52
Thurs., 3–28 | TCU^	–/–	_	L	78	82

*–Southeastern Conference Game
! – Music City Challenge, Nashville, Tenn.
– Big 12/SEC Challenge, Ames, Iowa
+ – SEC Tournament, Greenville, S.C.
^ – WNIT, Fayetteville, Ark.

2019-20

OVERALL: 24–8
SEC: 10–6 (T3RD)
HOME: 14–3; ROAD: 5–4, N: 5–1

	UA/OPP RK	TV	W/L	UA	OPP
Thurs., 10-24 | Pittsburg State (Exh.)	*-/-*	-	*W*	*97*	*63*
Wed., 10-30 | Oklahoma City (Exh.)	*-/-*	-	*W*	*77*	*62*
Fri., 11–8 | New Orleans (Elem Day)	22/–	SECN+	W	82	52
Mon., 11–11 | McNeese State	23/–	SECN+	W	101	58
Thurs., 11–14 | Oral Roberts	23/–	SECN+	W	96	64
Sun., 11–17 | Stony Brook	23/–	SECN+	W	88	58
Sat., 11–20 | Belmont	20/–	SECN+	W	91	60
Sun., 11–24 | at California	20/–	–	L	80	84
Fri., 11–29 | Fordham!	25/–	–	W	71	59
Sat., 11–30 | Wisconsin!	25/–	–	W	68	64
Sat., 12–7 | Kansas State#	23/–	SECN+	W	81	72
Wed., 12–11 | Tulsa	21/–	SECN	W	91	41
Sun., 12–15 | Northwestern State	21/–	SECN+	W	99	39
Sat., 12–21 | Little Rock&	21/–	–	W	86	53
Sun., 12–29 | UT Martin	20/–	SECN+	W	96	46
Thurs., 1–2| Texas A&M*	20/11	SECN	L	77	84
Sun., 1–5 | at Auburn*	20/–	SECN	W	86	70
Thurs., 1–9 | at South Carolina*	21/4	SECN+	L	82	91
Sun., 1–12 | Missouri*	21/–	SECN	W	90	73
Sun., 1–19 | at Vanderbilt*	23/–	SECN	W	100	66
Thurs., 1–23 | Georgia*	21/–	SECN	L	55	64
Sun., 1–26 | Florida (WBP)*	21/–	SECN+	W	79	57
Thurs., 1–30 | at Alabama*	25/–	SECN+	W	66	48
Sun., 2–2 | at Missouri*	25/–	SECN	W (OT)	85	81
Thurs., 2–6 | South Carolina*	25/1	SECN	L	65	86
Sun., 2–9 | Kentucky (PINK)*	25/15	ESPN2	W	103	85
Sun., 2–16 | at Ole Miss*	23/–	SECN	W	108	64
Thurs., 2–20 | Tennessee*	22/–	SECN	W	83	75
Sun., 2–23 | at Florida* (PINK)	22/–	SECN	L	80	83
Thurs., 2–27 | at Mississippi State*	RV/10	SECN	L	83	92
Sun., 3–1 | LSU (Senior Day)*	RV/–	SECN+	W	75	71
Thurs., 3–5 | Auburn+	25/–	SECN	W	90	68
Fri., 3–6 | Texas A&M+	25/15	SECN	W	67	66
Sat., 3–7 | South Carolina+	25/1	SECN	L	64	90

*–Southeastern Conference Game
! – Bahamas Hoopfest, Nassau, Bahamas
– Big 12/SEC Challenge, Fayetteville, Ark.
& – Played at Simmons Bank Arena, Little Rock, Ark.
+ – SEC Tournament, Greenville, S.C.

2020-21

OVERALL: 19–9
SEC: 9–6 (T5TH)
HOME: 12–1; ROAD: 6–5, N: 1–3

	UA/OPP RK	TV	W/L	UA	OPP
Wed., 11–25 | Oral Roberts	14/–	SECN+	W	96	49
Fri., 11–27 | Wake Forest!	14/–	FLO	W	98	82
Sun., 11–28 | at Florida Gulf Coast!	14/–	FLO	W	86	80
Thurs., 11–29 | Maryland!	14/12	FLO	L	96	115
Thurs., 12–3 | Louisiana Monroe	16/–	SECN	W	103	50
Sun., 12–6 | Baylor#	16/4	ESPN2	W	83	78
Wed., 12–9 | at SMU	13/–	ESPN+	W	79	47
Sun., 12–13 | Central Arkansas	13/–	SECN+	W	105	58
Sat., 12–19 | at Little Rock	12/–	ESPN+	W	80	70
Mon., 12–21 | Arkansas–Pine Bluff	11/–	SECN+	W	86	52
Thurs., 12–31 | at Kentucky*	10/13	SECN	L	64	75
Sun., 1–3 | Missouri*	10/–	SECN	W	91	88
Thurs., 1–7 | at Tennessee*	13/RV	SECN	L	73	88
Sun., 1–10 | Texas A&M*	13/8	SECN	L	73	74
Thurs., 1–14 | Florida (WBP)*	17/–	SECN+	W	84	80
Mon., 1–18 | at South Carolina*	15/4	ESPN2	L	82	104
Mon., 1–25 | at Georgia*	19/22	SECN	L	73	75
Thurs., 1–28 | UConn	19/3	ESPN2	W	90	87
Sun., 1–31 | Auburn*	19/–	SECN+	W	77	67
Thurs., 2–4 | at Missouri*	16/–	SECN+	W	85	80
Sun., 2–7 | at Texas A&M* (PINK)	16/7	ESPN2	L	67	69
Thurs., 2–11 | Mississippi State*	18/RV	SECN	W	86	80
Fri., 2–19 | Ole Miss* (PINK)	18/–	–	W	84	74
Sun., 2–21 | at LSU*	18/–	SECN	W	74	64
Thurs., 2–25 | at Auburn*	16/–	SECN	W	74	69
Sun., 2–28 | Alabama (Senior Day)*	16/RV	SECN	W	96	76
Thurs., 3–4 | Ole Miss+	13/–	SECN	L	60	79
Mon., 3–22 | Wright State^	17/–	ESPN	L	62	66

*–Southeastern Conference Game
! – Gulf Coast Showcase, Fort Myers, Fla.
– Big 12/SEC Challenge, Fayetteville, Ark.
+ – SEC Tournament, Greenville, S.C.
^ – NCAA Tournament, First Round, San Antonio, Texas

YEAR-BY-YEAR RESULTS

2021-22
OVERALL: 18–14
SEC: 7–9 (T8TH)
HOME: 12–5; ROAD: 4–7, N: 2–2

	UA/OPP RK	TV	W/L	UA	OPP
Fri., 11-5 | Arkansas-Fort Smith (Exh.)	*RV/-*	-	*W*	*114*	*55*
Wed. 11–10 | Tarleton State	RV/–	SECN+	W	85	33
Fri. 11–12 | Arkansas–Pine Bluff	RV/–	SECN+	W	96	53
Sun. 11–14 | at UConn	RV/2	SNY	L	80	95
Fri. 11–19 | at Arkansas State	RV/–	ESPN+	W	94	71
Mon. 11–22 | SMU	RV/–	SECN+	W	65	58
Sat. 11–27 | Sam Houston State	RV/–	SECN+	W	92	66
Sun. 11–28 | Belmont	RV/–	SECN+	W	83	63
Thurs. 12–2 | at UCF	–/–	ESPN+	L	51	52
Sun. 12–5 | California	–/–	SECN+	W	84	67
Thurs. 12–9 | Jackson State	–/–	SECN+	W	66	62
Sun. Dec. 12 | Little Rock	–/–	SECN	W	73	39
Sat. Dec. 18 | Central Arkansas#	–/–	–	W	82	44
Tues. Dec. 21 | Creighton	–/–	SECN+	L	72	81
Sun. Jan. 2 | Tennessee*	–/7	SECN+	L	63	70
Thurs. Jan. 6 | at Vanderbilt*	–/–	SECN	L	51	54
Sun. Jan. 9 | Missouri*	–/–	SECN+	W	83	73
Sun. Jan. 16 | South Carolina*	–/1	ESPN2	L	52	61
Thurs. Jan. 20 | at Alabama*	–/–	SECN	W	99	71
Sun. Jan. 23 | Mississippi State (WBP)*	–/–	SECN	W	74	54
Thurs. Jan. 27 | LSU*	–/12	SECN	W	90	76
Mon. Jan. 31 | at Tennessee*	RV/7	SECN	L (OT)	83	86
Thurs. Feb. 3 | at Texas A&M*	–/–	SECN	L	64	77
Thurs. Feb. 10 | Auburn*	–/–	SECN+	W	68	66
Sun. Feb. 13 | at Missouri* (PINK)	–/–	SECN+	W	88	71
Thurs. Feb. 17 | at Florida* (PINK)	–/17	SECN+	L	67	76
Sun. Feb. 20 | Kentucky* (PINK)	–/–	SECN	L	55	78
Tues. Feb. 22 | at Ole Miss*	–/–	SECN+	L	62	70
Thurs. Feb. 24 | Georgia*	–/25	SECN+	L	62	61
Sun. Feb. 27 | at Mississippi State*	–/–	SECN	W	87	79
Thurs. March 3 | Missouri+	–/–	SECN	W (OT)	61	52
Fri. March 4 | South Carolina+	–/1	SECN	L	54	76
Fri. March 18 | Utah^	–/–	ESPNEWS	L	69	92

*–Southeastern Conference Game
– Played at Simmons Arena, Little Rock, Ark.
+ – SEC Tournament, Nashville, Tenn.
^ – NCAA Tournament, First Round, Austin, Texas

2023-23
OVERALL: 24–13
SEC: 7–9 (8TH)
HOME: 14–4; ROAD: 6–6, N: 4–3

	UA/OPP RK	TV	W/L	UA	OPP
Fri., 11-2 | Arkansas-Fort Smith (Exh.)	*RV/-*	-	*W*	*92*	*62*
Mon. 11–7 | at UAPB	RV/–	UAPB Net.	W	70	50
Wed. 11–11 | Central Arkansas (Elem Day)	RV/–	SECN+	W	72	34
Fri. 11–14 | Tulsa	RV/–	SECN+	W	79	70
Thurs. 11–17 | Kent State	RV/–	SECN+	W	80	59
Sun. 11–20 | at Little Rock	RV/–	ESPN+	W	93	49
Thurs. 11–24 | Northern Arizona#	RV/–	ESPN3	W	82	73
Fri. 11–25 | Clemson#	RV/–	ESPN3	W	76	62
Sat. 11–26 | Kansas State#	RV/25	ESPN3	W	69	53
Thurs. 12–1 | Troy	RV/–	SECN+	W	87	70
Sun. 12–4 | Oral Roberts	RV/–	SECN+	W	63	50
Thurs. 12–8 | Lamar	21/–	SECN+	W	63	50
Sun. 12–11 | Arkansas State	21/–	SECN	W	77	63
Sat. 12–17 | at Creighton	21/16	Flo	W	83	75
Tues. 12–20 | Oregon$	17/16	Flo	L	78	85
Wed. 12–21 | USF$	17/RV	Flo	L (OT)	65	66
Thurs. 12–29 | LSU*	24/9	ESPN2	L	45	69
Sun. 1–1 | at Kentucky*	24/–	SECN+	W	71	50
Thurs. 1–5 | Florida*	RV/–	SECN+	W	102	74
Sun. 1–8 | at Missouri*	RV/–	SECN+	W	77	55
Mon. 1–16 | Vanderbilt*	RV/–	SECN	W	84	81
Thurs. 1–19 | at LSU*	RV/3	SECN	L	76	79
Sun. 1–22 | at South Carolina*	RV/1	ESPN2	L	46	92
Thurs. 1–26 | Alabama (WBP)*	RV/RV	SECN	L	66	69
Sun. 1–29 | Ole Miss*	RV/–	SECN	L (OT)	73	76
Sun. 2–5 | at Auburn*	–/–	SECN	W	54	51
Thurs. 2–9 | at Vanderbilt*	–/–	SECN	L	70	78
Sun. 2–12 | Missouri*	–/–	SECN+	W	63	33
Thurs. 2–16 | Tennessee*	–/RV	SECN	L	67	87
Sun. 2–19 | at Georgia*	–/–	SECN	L	48	71
Thurs. 2–23 | at Mississippi State*	–/–	SECN	L	73	87
Sun. 2–26 | Texas A&M*	–/–	SECN	W	78	65
Thurs. 3–2 | (9) Missouri+	–/–	SECN	W	85	74
Fri. 3–3 | (1) South Carolina+	–/–	SECN	L	66	93
Thurs. 3–16 | Louisiana Tech!	–/–	SECN+	W	69	47
Mon. 3–20 | SFA!	–/–	SECN+	W	60	37
Fri. 3–24 | Texas Tech!	–/–	SECN+	W	71	66
Sun. 3–26 | at Kansas!!	–/–	ESPN+	L	64	78

*–Southeastern Conference Game
– Paradise Jam, St. Thomas, U.S.V.I.
$ – San Diego Invitational, San Diego, Calif.
+ – SEC Tournament, Greenville, S.C.
+ – SEC Tournament, Nashville, Tenn.
! – Postseason WNIT, Fayetteville, Ark.
!! – Postseason WNIT, Lawrence, Kan.

2023-24
OVERALL: 18–15
SEC: 6–10 (10TH)
HOME: 11–6; ROAD: 4–7, N: 3–2

	UA/OPP RK	TV	W/L	UA	OPP
Tues. 11–7 | Louisiana Monroe	–/–	SECN+	W	81	76
Fri. 11–10 | Murray State (Elem Day)	–/–	SECN+	W	82	79
Tues. 11–14 | Little Rock	–/–	SECN+	W	77	36
Fri. 11–17 | at Arkansas State	–/–	ESPN+	W	82	67
Mon. 11–20 | Central Arkansas	–/–	SECN+	W	81	67
Fri. 11–24 | Wisconsin$	–/–	FSWBucs.com	W	65	62
Sat. 11–25 | Marquette$	–/RV	WSN	L	58	74
Thurs. 11–30 | at Florida State+	–/15	ESPN2	W	71	58
Sun. 12–3 | UCLA	–/2	SECN+	L	66	81
Thurs. 12–7 | Louisiana Tech	RV/–	SECN+	W	100	60
Sun. 12–10 | UAPB	RV/–	SECN	L	70	74
Sat. 12–16 | Samford#	–/–	SECN+	W	68	54
Wed. 12–20 | Illinois&	–/–	FloHoops	W	60	59
Thurs. 12–21 | UIC&	–/–	FloHoops	W	66	58
Sun. 12–31 | Incarnate Word	–/–	SECN+	W	67	48
Thurs. 1–4 | at Kentucky*	–/–	SECN+	L	63	73
Sun. 1–7 | Georgia*	–/–	SECN	W	83	43
Thurs. 1–11 | Mississippi State*	–/–	SECN	L	63	66
Sun. 1–14 | at Alabama*	–/–	SECN	W	77	59
Sun. 1–21 | at LSU*	–/10	ESPN	L	68	99
Thurs. 1–25 | Kentucky*	–/–	SECN+	W	88	61
Sun. 1–28 | at Missouri*	–/–	SECN+	W	67	58
Thurs. 2–1 | Alabama*	–/–	SECN	L	70	86
Sun. 2–4 | Auburn*	–/–	SECN	W	74	72
Thurs. 2–8 | at Florida*	–/–	SECN+	L	81	85
Mon. 2–12 | at Tennessee*	–/RV	SECN	L	55	81
Sun. 2–18 | Missouri*	–/–	SECN	W	75	68
Thurs. 2–22 | at Texas A&M*	–/–	SECN+	L	67	73
Sun. 2–25 | Vanderbilt*	–/–	SECN+	L	53	62
Thurs. 2–29 | South Carolina*	–/1	SECN	L	61	98
Sun. 3–3 | at Ole Miss*	–/RV	SECN	L	43	87
Thurs. 3–7 | Auburn+	–/–	SECN	L	48	67
Thurs. 3–21 | at Tulsa^	–/–	ESPN+	L	62	80

*–Southeastern Conference Game
$ – Elevance Health Women's Fort Myers Tip–Off, Fort Myers, Fla.
+ – SEC/ACC Challenge, Tallahassee, Fla.
# – Played at Simmons Arena, Little Rock, Ark.
& – West Palm Beach Classic, West Palm Beach, Fla.
+ – SEC Tournament, Greenville, S.C.
^ – NCAA WBIT, First Round, Tulsa, Okla.

ALL-TIME SERIES RESULTS

ABILENE CHRISTIAN — 2-0
Games: 1
Fayetteville: 1–0
Abilene: 1–0
Neutral: 0–0

11/29/2017	AR	79	ABU	65	Fayetteville
12/08/2018	AR	80	ABU	68	Abilene

AKRON — 1-0
Games: 1
Fayetteville: 0–0
Akron: 0–0
Neutral: 1–0

11/27/1987	AR	70	Akron	62	Lawrence, Kan.

UAB — 1-1
Games: 2
Fayetteville: 1–0
Birmingham: 0–1
Neutral: 0–0
Postseason: 1–0 (WNIT)

01/16/1981	AR	48	UAB	82	Birmingham
03/24/2019	AR	100	UAB	52	Fayetteville (WNIT)

ALABAMA — 27-17
Games: 44 SEC: 25–14
Fayetteville: 13–8
Tuscaloosa: 13–7
Neutral: 1–2 SECT: 1–2

01/26/1980	AR	68	Bama	54	Fayetteville
01/17/1981	AR	65	Bama	70	Tuscaloosa
02/22/1992	AR	76	Bama	80	Fayetteville
02/20/1993	AR	56	Bama	66	Tuscaloosa
02/02/1994	AR	82	#15 Bama	75	Fayetteville
12/06/1994	AR	79	#6 Bama	93	Tuscaloosa
03/04/1995	#16 AR	72	#16 Bama	86	Chattanooga, Tenn.
01/04/1996	#18 AR	85	#19 Bama	92 (OT)	Fayetteville
02/06/1997	#17 AR	61	#7 Bama	102	Tuscaloosa
03/01/1997	AR	63	#7 Bama	85	Chattanooga, Tenn.
01/11/1998	AR	102	Bama	90 (OT)	Fayetteville
02/18/1999	AR	77	#25 Bama	73	Tuscaloosa
02/03/2000	AR	66	Bama	62	Fayetteville
02/01/2001	AR	69	Bama	74	Tuscaloosa
01/10/2002	AR	70	Bama	84	Fayetteville
02/03/2002	AR	72	Bama	70	Tuscaloosa
02/02/2003	#12 AR	59	Bama	58	Tuscaloosa
03/02/2003	#21 AR	68	Bama	53	Fayetteville
03/06/2003	#23 AR	53	Bama	48	N. Little Rock, Ark.
02/15/2004	AR	65	Bama	68	Tuscaloosa
02/10/2005	AR	83	Bama	68	Fayetteville
01/15/2006	AR	73	Bama	75	Tuscaloosa
01/18/2007	AR	71	Bama	63	Fayetteville
01/17/2008	AR	63	Bama	49	Tuscaloosa
02/22/2009	AR	74	Bama	69	Fayetteville
01/24/2010	AR	66	Bama	62 (OT)	Tuscaloosa
02/21/2010	AR	58	Bama	69	Fayetteville
01/16/2011	#20 AR	57	Bama	53	Tuscaloosa
02/27/2011	AR	79	Bama	92	Fayetteville
02/02/2012	AR (RV)	70	Bama	52	Fayetteville
02/10/2013	AR	91	Bama	80 (30T)	Tuscaloosa
02/13/2014	AR	75	Bama	55	Fayetteville
02/01/2015	AR	53	Bama	42	Tuscaloosa
02/18/2016	AR	69	Bama	67	Fayetteville
01/15/2017	AR	68	Bama	50	Tuscaloosa
01/07/2018	AR	76	Bama	83	Fayetteville
02/04/2018	AR	74	Bama	66	Tuscaloosa
01/24/2019	AR	72	Bama	61	Fayetteville
01/30/2020	#25 AR	66	Bama	48	Tuscaloosa
02/28/2021	#16 AR	94	Bama	76	Fayetteville
01/20/2022	AR	99	Bama	71	Tuscaloosa
01/26/2023	AR	66	Bama	69	Fayetteville
01/14/2024	AR	77	Bama	59	Tuscaloosa
02/01/2024	AR	70	Bama	86	Fayetteville

ALABAMA STATE — 2-0
Games: 2
Fayetteville: 2–0
Montgomery: 0–0
Neutral: 0–0

11/29/1991	AR	84	ASU	31	Fayetteville
11/19/2004	AR	74	ASU	49	Fayetteville

ALASKA — 1-0
Games: 1
Fayetteville: 0–0
Anchorage: 1–0
Neutral: 0–0

02/27/1982	AR	85	Alaska	52	Anchorage

ALCORN STATE — 3-0
Games: 3
Fayetteville: 1–0
Lorman: 0–0
Neutral: 2–0

12/29/1995	AR	72	ASU	53	Waco, Texas
12/31/1996	AR	90	ASU	56	Fayetteville
11/15/2009	AR	87	ASU	78	Hot Springs, Ark.

ARIZONA — 0-1
Games: 1
Fayetteville: 0–0
Tucson: 0–0
Neutral: 0–1
Postseason: 0–1 (NWIT)

03/22/1996	AR	77	Arizona	80	Amarillo, Texas (NWIT)

ARIZONA STATE — 1-2
Games: 3
Fayetteville: 0–1
Tempe: 1–1
Neutral: 0–0

12/02/1989	AR	85	ASU	63	Tempe, Ariz.
12/21/2017	AR	43	ASU	89	Tempe, Ariz.
11/18/2018	AR	85	ASU	88	Fayetteville

ARKANSAS STATE-BEEBE — 1-0
Games: 1
Fayetteville: 0–0
Beebe: 0–0
Neutral: 1–0

11/18/1977	AR	62	ASU–Beebe	58	West Fork, Ark.

ARKANSAS COLLEGE — 1-0
Games: 1
Fayetteville: 0–0
Wynne: 1–0
Neutral: 0–0

12/19/1981	AR	57	Ark. College	39	Wynne, Ark.

ARKANSAS-LITTLE ROCK — 6-0
Games: 6
Fayetteville: 2–0
Little Rock: 3–0
North Little Rock (Simmons Bank Arena): 1–0

12/09/1977	AR	74	LR	54	Little Rock
12/21/2019	#21 AR	86	LR	53	N. Little Rock, Ark.
12/19/2020	#12 AR	80	LR	70	Little Rock
12/12/2021	AR	73	LR	39	Fayetteville
11/20/2022	AR (RV)	93	LR	49	Little Rock
11/14/2023	AR	77	LR	36	Fayetteville

ARKANSAS-PINE BLUFF — 3-1
Games: 4
Fayetteville: 2–1
Pine Bluff: 1–0
Neutral: 0–0

12/21/2020	#11 AR	86	UAPB	52	Fayetteville
11/12/2021	AR	96	UAPB	53	Fayetteville
11/07/2022	AR (RV)	70	UAPB	50	Pine Bluff
12/10/2023	AR (RV)	70	UAPB	74	Fayetteville

ARKANSAS STATE — 8-3
Games: 11
Fayetteville: 4–0
Jonesboro: 4–3
Neutral: 0–0
Postseason: 0–1 (WNIT)

12/10/1977	AR	59	A-State	67	Jonesboro
02/28/1978	AR	70	A-State	67	Fayetteville
01/25/1979	AR	47	A-State	55	Jonesboro
02/28/1979	AR	52	A-State	37	Fayetteville
03/01/1980	AR	62	A-State	55	Jonesboro
12/13/1980	AR	57	A-State	50	Fayetteville
01/03/1983	AR	80	A-State	47	Jonesboro
03/21/2005	AR	84	A-State	98	Jonesboro (WNIT)
11/19/2021	AR	94	A-State	71	Jonesboro
12/11/2022	21 AR	77	A-State	63	Fayetteville
11/17/2023	AR	82	A-State	67	Jonesboro

ARKANSAS TECH — 2-6
Games: 8
Fayetteville: 2–2
Russellville: 0–4
Neutral: 0–0

02/07/1977	AR	53	Tech	49	Fayetteville
02/10/1977	AR	51	Tech	54	Russellville
01/31/1978	AR	65	Tech	74	Russellville
02/21/1978	AR	61	Tech	51	Fayetteville
01/08/1979	AR	55	Tech	58	Fayetteville
02/25/1980	AR	45	Tech	55	Russellville
01/26/1981	AR	50	#2 Tech	51	Fayetteville
02/21/1981	AR	64	Tech	70	Russellville

AUBURN — 22-24
Games: 46 SEC: 20–20
Fayetteville: 11–9
Auburn: 9–12
Neutral: 2–3 SECT: 2–2

11/24/1984	AR	65	AU	70	Sanford, Fla.
12/14/1989	AR	69	#7 AU	84	Fayetteville
01/11/1992	AR	67	#17 AU	56	Fayetteville
01/09/1993	AR	49	#21 AU	68	Auburn
01/22/1994	AR	57	#23 AU	66	Fayetteville
01/22/1995	AR	80	AU	73	Auburn
02/20/1996	AR	73	#17 AU	72 (OT)	Fayetteville
02/09/1997	AR	77	AU	85	Auburn
02/08/1998	AR	71	AU	63	Fayetteville
02/26/1998	AR	59	AU	43	Columbus, Ga.
02/07/1999	AR	46	#19 AU	66	Auburn
02/17/2000	AR	56	#13 AU	73	Auburn
02/24/2000	AR	58	#13 AU	71	Fayetteville
01/28/2001	AR	77	AU	68	Fayetteville
02/22/2001	AR	60	AU	68	Auburn
02/17/2002	AR	88	AU	65	Fayetteville
01/26/2003	AR	36	AU	64	Auburn
01/25/2004	AR	44	#22 AU	71	Fayetteville
02/03/2005	AR	51	AU	62	Auburn
01/12/2006	AR	64	AU	60	Fayetteville
01/14/2007	AR	65	AU	62	Auburn
02/10/2008	AR	68	AU	73	Fayetteville
03/02/2008	AR	57	AU	74	Auburn
03/06/2008	AR	51	AU	73	Nashville, Tenn.
01/18/2009	AR	61	#6 AU	70	Fayetteville
03/01/2009	AR	57	#3 AU	94	Auburn
02/11/2010	AR	73	AU	58	Auburn
02/13/2011	AR	59	AU	64	Fayetteville
01/15/2012	AR	59	AU	39	Fayetteville
02/12/2012	AR	51	AU	48	Auburn
01/03/2013	AR	47	AU	50	Auburn
02/02/2014	AR	48	AU	56	Auburn
01/29/2015	AR	52	AU	47	Fayetteville
02/15/2015	AR	54	AU	36	Auburn
01/24/2016	AR	60	AU	71 (OT)	Auburn
02/26/2017	AR	64	AU	70	Fayetteville
01/14/2018	AR	68	AU	58	Auburn
02/10/2019	AR	72	AU	75	Fayetteville
01/05/2020	#20 AR	86	AU	70	Auburn
03/05/2020	#25 AR	90	AU	68	Greenville, S.C.
01/31/2021	#19 AR	77	AU	67	Fayetteville
02/25/2021	#16 AR	74	AU	69	Auburn
02/10/2022	AR	68	AU	66	Fayetteville
02/05/2023	AR	54	AU	51	Auburn
02/04/2024	AR	74	AU	72	Fayetteville
03/07/2024	AR	48	AU	67	Greenville

AUSTIN PEAY — 2-0
Games: 2
Fayetteville: 1–0
Clarksville: 1–0
Neutral: 0–0

11/18/2006	AR	58	Austin Peay	46	Clarksville
11/17/2007	AR	61	Austin Peay	48	Fayetteville

ALL-TIME SERIES RESULTS

BARTLESVILLE WESLEYAN/OKLAHOMA WESLEYAN -------2-0
Games: 2
Fayetteville: 1–0
Bartlesville: 1–0
Neutral: 0–0

12/04/1976	AR	68	BW	19	Bartlesville
02/19/1977	AR	108	BW	29	Fayetteville

BAYLOR ----------22-7
Games: 29
Fayetteville: 11–2
Waco: 7–4
Neutral: 4–1
Postseason (NCAA): 0–1

02/10/1978	AR	62	Baylor	71	Houston
02/10/1981	AR	62	Baylor	73	Fayetteville
01/28/1982	AR	71	Baylor	66	College Station, Texas
02/14/1983	AR	65	Baylor	72	Waco
03/12/1983	AR	65	Baylor	62	Austin, Texas
01/23/1984	AR	59	Baylor	61	Fayetteville
02/04/1984	AR	71	Baylor	57	Waco
01/30/1985	AR	80	Baylor	76	Fayetteville
03/02/1985	AR	88	Baylor	67	Fayetteville
03/04/1985	AR	78	Baylor	69	Fayetteville
01/25/1986	AR	86	Baylor	55	Fayetteville
02/26/1986	AR	86	Baylor	63	Waco
01/22/1987	AR	65	Baylor	71	Waco
02/21/1987	AR	77	Baylor	51	Fayetteville
01/19/1988	AR	80	Baylor	68	Waco
02/20/1988	AR	71	Baylor	56	Fayetteville
01/21/1989	AR	95	Baylor	87	Waco
02/21/1989	AR	98	Baylor	50	Fayetteville
01/09/1990	AR	81	Baylor	43	Fayetteville
02/10/1990	AR	98	Baylor	61	Waco
01/26/1991	AR	77	Baylor	78	Waco
02/27/1991	AR	90	Baylor	74	Fayetteville
03/06/1991	AR	108	Baylor	63	Dallas
12/30/1995	AR	67	Baylor	47	Waco
11/24/1998	AR	75	Baylor	64	Fayetteville
12/03/1999	AR	80	Baylor	69	Waco
03/17/2001	AR	68	#24 Baylor	59	Durham, N.C.
03/22/2015	AR	44	#5/6 Baylor	73	Waco (NCAA)
12/06/2020	#16 AR	83	#4 Baylor	78	Fayetteville

BELMONT ----------2-0
Games: 2
Fayetteville: 2–0
Nashville: 0–0
Neutral: 0–0

11/20/2019	#20 AR	91	Belmont	60	Fayetteville
11/28/2021	AR	83	Belmont	63	Fayetteville

BINGHAMTON ---------- 1-0
Games: 1
Fayetteville: 0–0
Binghamton: 0–0
Neutral: 1–0

11/30/2013	AR	72	BU	23	Albuquerque, NM.

BOISE STATE----------2-0
Games: 2
Fayetteville: 0–0
Boise: 0–0
Neutral: 2–0

12/03/1993	AR	92	Boise State	75	Honolulu
12/07/1996	AR	73	Boise State	44	Kona, Hawaii

BOSTON COLLEGE ----------3-0
Games: 3
Fayetteville: 2–0
Boston: 1–0
Neutral: 0–0

11/23/1990	#8 AR	105	#24 BC	74	Fayetteville
11/30/1999	AR	79	BC	68	Fayetteville
11/20/2001	AR	76	BC	60	Boston

BRIGHAM YOUNG ----------2-0
Games: 2
Fayetteville: 1–0
Provo: 1–0
Neutral: 0–0

12/04/2000	AR	93	BYU	73	Fayetteville
01/02/2002	AR	85	BYU	57	Provo

BROWN---------- 1-0
Games: 1
Fayetteville: 0–0
Providence: 0–0
Neutral: 1–0

01/02/1995	AR	76	Brown	58	Miami

BUTLER ---------- 3-1
Games: 4
Fayetteville: 2–0
Indianapolis: 1–1
Neutral: 0–0

12/05/1992	AR	80	Butler	66	Fayetteville
01/10/1994	AR	69	Butler	66	Indianapolis
12/13/2015	AR	57	Butler	63	Indianapolis
12/07/2016	AR	68	Butler	50	Fayetteville

CAL PLOY-POMONA---------- 1-0
Games: 1
Fayetteville: 0–0
Pomona: 0–0
Neutral: 1–0

01/05/1984	AR	58	CP–Pomona	48	Las Vegas

CALIFORNIA ----------3-2
Games: 5
Fayetteville: 1–0
Berkeley: 1–2
Neutral: 1–0
Postseason: 1–1 [0–1 (AIAW), 1–0 (NWIT)]

03/21/1982	AR	62	Cal	66	Berkeley (AIAW)
12/05/1982	AR	84	Cal	66	Berkeley
03/21/1987	AR	112	Cal	80	Amarillo, Texas (NWIT)
11/24/2019	#20 AR	80	Cal	84	Berkeley
12/05/2021	AR	84	Cal	67	Fayetteville

UCLA----------1-1
Games: 2
Fayetteville: 1–1
Los Angeles: 0–0
Neutral: 0–0
Postseason: 1–0 (NCAA)

03/14/1990	#22 AR	90	UCLA	80 (OT)	Fayetteville (NCAA)
12/03/2023	AR	66	#2 UCLA	81	Fayetteville

CARL ALBERT CC ---------- 1-0
Games: 1
Fayetteville: 1–0
Poteau: 0–0
Neutral: 0–0

02/02/1977	AR	50	Carl Albert	41	Fayetteville

CENTENARY ----------3-0
Games: 3
Fayetteville: 2–0
Shreveport: 0–0
Neutral: 1–0

12/03/1981	AR	75	Centenary	55	Camden, Ark.
12/12/1981	AR	67	Centenary	47	Fayetteville
11/21/2004	AR	86	Centenary	52	Fayetteville

CENTRAL ARKANSAS----------5-0
Games: 5
Fayetteville: 3–0
Conway: 1–0
Neutral: 1–0

02/24/1978	AR	65	UCA	59	Conway
12/13/2020	#13 AR	105	UCA	58	Fayetteville
12/18/2021	AR	82	UCA	44	N. Little Rock, Ark.
11/11/2022	AR (RV)	72	UCA	34	Fayetteville
11/20/2023	AR	81	UCA	67	Fayetteville

UCF ----------1-1
Games: 2
Fayetteville: 0–0
Orlando: 0–1
Neutral: 1–0

12/13/1985	AR	101	UCF	74	Oxford, Miss.
12/02/2021	AR	51	UCF	52	Orlando

CHARLOTTE ---------- 1-0
Games: 1
Fayetteville: 1–0
Orlando: 0–0
Neutral: 0–0

12/07/2017	AR	73	Charlotte	72	Fayetteville

CINCINNATI ----------3-0
Games: 3
Fayetteville: 1–0
Cincinnati: 2–0
Neutral: 0–0
Postseason: 1–0 (NCAA)

03/23/2003	#24 AR	71	Cincinnati	57	Cincinnati (NCAA)
01/02/2005	AR	66	Cincinnati	54	Cincinnati
12/28/2006	#23 AR	94	Cincinnati	82	Fayetteville

CLEMSON ----------4-0
Games: 4
Fayetteville: 1–0
Clemson: 1–0
Neutral: 2–0
Postseason: 1–0 (NCAA)

03/15/2002	AR	78	Clemson	68	Manhattan, Kan. (NCAA)
11/10/2006	AR	75	Clemson	69	Clemson
12/02/2007	AR	79	Clemson	63	Fayetteville
11/25/2022	(RV) AR	76	Clemson	62	St. Thomas, U.S.V.I.

COLORADO---------- 1-2
Games: 3
Fayetteville: 1–1
Boulder: 0–1
Neutral: 0–0

01/09/1992	AR	56	CU	51	Fayetteville
12/08/1992	AR	67	#19 CU	94	Boulder
11/21/1995	#9 AR	71	#11 CU	73	Fayetteville

CONNECTICUT ---------- 1-2
Games: 3
Fayetteville: 1–0
Storrs: 0–1
Neutral: 0–1

11/14/1998	#18 AR	64	#3 UConn	100	San Jose, Calif.
01/28/2021	#19 AR	90	#3 UConn	87	Fayetteville
11/14/2021	AR	80	#2 UConn	95	Storrs

COPPIN STATE ----------3-0
Games: 3
Fayetteville: 2–0
Baltimore: 0–0
Neutral: 1–0

12/29/2005	AR	49	Coppin State	33	Miami
12/08/2009	AR	72	Coppin State	51	Fayetteville
12/28/2012	AR	71	Coppin State	57	Fayetteville

COTTEY COLLEGE----------2-0
Games: 2
Fayetteville: 1–0
Nevada: 1–0

01/28/1977	AR	73	Cottey	44	Nevada, Mo.
02/02/1978	AR	97	Cottey	29	Fayetteville

CREIGHTON ---------- 2-1
Games: 3
Fayetteville: 1–1
Omaha: 1–0
Neutral: 0–0

02/25/1985	AR	84	Creighton	56	Fayetteville
12/21/2021	AR	72	Creighton	81	Fayetteville
12/17/2022	#21 AR	83	Creighton	75	Omaha

ALL-TIME SERIES RESULTS

CROWDER COLLEGE ---------- 1-0
Games: 1
Fayetteville: 0–0
Neosho: 1–0
Neutral: 0–0

11/28/1979	AR	63	Crowder	51	Neosho

DARTMOUTH ---------- 1-0
Games: 1
Fayetteville: 1–0
Hanover: 0–0
Neutral: 0–0

12/18/2008	AR	66	Dartmouth	57	Fayetteville

DAVIDSON ---------- 1-0
Games: 1
Fayetteville: –0
Davidson: 0–0
Neutral: 0–0

11/14/2010	AR	68	Davidson	55	Fayetteville

DAYTON ---------- 5-0
Games: 5
Fayetteville: 2–0
Dayton: 2–0
Neutral: 1–0
Postseason: 1–0 (NCAA)

01/12/1994	AR	76	Dayton	59	Dayton
01/02/1996	AR	70	Dayton	53	Fayetteville
12/07/2000	AR	80	Dayton	77	Dayton
12/21/2001	AR	73	Dayton	55	Fayetteville
03/17/2012	AR	72	Dayton	55	College Station, Texas

DELAWARE ---------- 1-0
Games: 1
Fayetteville: 0–0
Newark: 1–0
Neutral: 1–0

12/29/2007	AR	62	Delaware	49	Hanover, N.H.

DELTA STATE ---------- 1-2
Games: 3
Fayetteville: 1–1
Cleveland: 0–1
Neutral: 0–0

02/23/1981	AR	53	Delta State	84	Fayetteville
02/23/1982	AR	64	Delta State	75	Cleveland, Miss.
02/07/1983	AR	84	Delta State	77	Fayetteville

DENVER ---------- 1-0
Games: 1
Fayetteville: 0–0
Denver: 0–0
Neutral: 1–0

11/24/2006	AR	84	Denver	58	Honolulu

DEPAUL ---------- 1-2
Games: 3
Fayetteville: 1–0
Chicago: 0–1
Neutral: 0–1

12/18/1992	AR	47	DePaul	71	Chicago
12/08/1993	AR	80	DePaul	68	Fayetteville
12/19/2009	AR	45	DePaul	46	Las Vegas

DETROIT ---------- 1-0
Games: 1
Fayetteville: 0–0
Detroit: 0–0
Neutral: 1–0

12/01/1989	AR	112	Detroit	68	Tempe, Ariz.

DRAKE ---------- 2-1
Games: 3
Fayetteville: 2–0
Des Moines: 0–1
Neutral: 0–0
Postseason: 1–0 (WNIT)

12/19/1980	AR	60	Drake	87	Des Moines
11/17/1995	AR	81	Drake	76	Fayetteville
03/20/1999	AR	80	Drake	56	Fayetteville (WNIT)

DUKE ---------- 1-2
Games: 3
Fayetteville: 0–0
Durham: 0–1
Neutral: 1–1
Postseason: 1–1 (NCAA)

03/23/1998	AR	77	Duke	72	Oakland, Calif. (NCAA)
03/19/2001	AR	54	Duke	75	Durham (NCAA)
11/30/2002	AR	72	Duke	74 (OT)	St. Thomas, U.S.V.I.

EAST TENNESSEE STATE ---------- 1-0
Games: 1
Fayetteville: 1–0
Johnson City: 0–0
Neutral: 0–0

11/22/2009	AR	95	ETSU	78	Fayetteville

EASTERN OKLAHOMA ---------- 0-2
Games: 2
Fayetteville: 0–1
Wilburton: 0–0
Neutral: 0–1

11/19/1977	AR	90	Eastern	98	West Fork, Ark.
01/18/1980	AR	39	Eastern	53	Fayetteville

EVANGEL COLLEGE ---------- 1-0
Games: 1
Fayetteville: 1–0
Springfield: 0–0
Neutral: 0–0

01/09/1982	AR	88	Evangel	41	Fayetteville

FLORIDA ---------- 13-31
Games: 44 SEC: 12–25
Fayetteville: 8–11
Gainesville: 4–15
Neutral: 1–5 SECT: 1–5
Postseason: 0–1 (WNIT)

01/18/1992	AR	46	UF	58	Gainesville
01/16/1993	AR	60	UF	68	Fayetteville
01/30/1994	AR	69	UF	74	Gainesville
01/28/1995	AR	72	#13 UF	66	Fayetteville
02/04/1996	AR	57	#21 UF	73	Gainesville
02/02/1997	#18 AR	66	#13 UF	79 (OT)	Fayetteville
02/05/1998	AR	69	#10 UF	80	Gainesville
02/27/1998	AR	49	#10 UF	63	Columbus, Ga.
02/04/1999	AR	77	UF	87	Fayetteville
02/10/2000	AR	73	UF	87	Gainesville
03/02/2000	AR	86	UF	96	Chattanooga, Tenn.
03/25/2000	AR	62	UF	83	Fayetteville (WNIT)
02/08/2001	AR	64	#6 UF	75	Fayetteville
03/02/2001	AR	78	#10 UF	69	Memphis, Tenn.
02/21/2002	AR	58	#16 UF	64	Gainesville
01/16/2003	#10 AR	84	UF	45	Fayetteville
02/22/2004	AR	82	UF	68	Gainesville
01/06/2005	AR	56	UF	68	Fayetteville
01/26/2006	AR	69	#24 UF	63	Fayetteville
01/21/2007	AR	67	UF	57	Gainesville
01/20/2008	AR	74	UF	92	Fayetteville
02/17/2008	AR	73	UF	75	Gainesville
02/01/2009	AR	78	#12 UF	94	Fayetteville
02/19/2009	AR	83	#15 UF	74	Gainesville
01/03/2010	AR	53	UF	59	Fayetteville
01/02/2011	#22 AR	53	UF	64	Gainesville
03/03/2011	AR	59	UF	68	Nashville, Tenn.
01/29/2012	AR	73	UF	72 (2OT)	Fayetteville
02/28/2013	AR	58	UF	69	Gainesville
03/07/2013	AR	59	UF	64	Duluth, Ga.
01/09/2014	AR	52	UF	59	Gainesville
02/06/2014	AR	55	UF	49	Fayetteville
01/25/2015	AR	58	UF	72	Gainesville
01/28/2016	AR	66	UF	71 (OT)	Fayetteville
02/09/2017	AR	53	UF	57	Gainesville
03/01/2017	AR	61	UF	71	Greenville, S.C.
01/18/2018	AR	51	UF	65	Fayetteville
01/27/2019	AR	83	UF	73	Gainesville
01/26/2020	#21 AR	79	UF	57	Fayetteville
02/23/2020	#22 AR	80	UF	83	Gainesville
01/14/2021	#15 AR	84	UF	80	Fayetteville
02/17/2022	AR	67	#17/21 UF	76	Gainesville
01/05/2023	AR (RV)	102	UF	74	Fayetteville
02/08/2024	AR	81	UF	85	Gainesville

FLORIDA A&M ---------- 2-0
Games: 2
Fayetteville: 2–0
Tallahassee: 0–0
Neutral: 0–0

11/24/1995	AR	80	FAMU	73	Fayetteville
11/12/2010	AR	71	FAMU	62	Fayetteville

FLORIDA GULF COAST ---------- 1-0
Games: 1
Fayetteville: 0–0
Fort Myers: 1–0
Neutral: 0–0

11/28/2020	#14 AR	86	FGCU	80	Fort Myers

FLORIDA INTERNATIONAL ---------- 0-1
Games: 1
Fayetteville: 0–0
Miami: 0–1
Neutral: 0–0

12/30/2005	AR	54	FIU	58	Miami

FLORIDA STATE ---------- 2-0
Games: 2
Fayetteville: 0–0
Tallahassee: 1–0
Neutral: 1–0

11/13/2011	AR	55	#13 FSU	52 (OT)	Daytona Beach, Fla.
11/30/2023	AR	71	#15 FSU	58	Tallahassee

FURMAN ---------- 3-0
Games: 3
Fayetteville: 2–0
Furman: 1–0
Neutral: 0–0

12/28/2010	AR #22	88	Furman	47	Fayetteville
12/16/2012	AR	73	Furman	38	Furman
11/16/2013	AR	74	Furman	45	Fayetteville

GEORGE WASHINGTON ---------- 0-2
Games: 2
Fayetteville: 0–1
Washington, DC: 0–1
Neutral: 0–0

12/05/1998	AR	56	GW	74	Washington, DC
01/03/2000	AR	71	GW	83	Fayetteville

GEORGIA ---------- 7-38
Games: 45 SEC: 5–36
Fayetteville: 4–16
Athens: 2–19
Neutral: 1–3 SECT: 1–3
Postseason: 1–0 (NCAA)

12/10/1980	AR	49	UGA	61	Fayetteville
03/18/1990	#22 AR	81	#7 UGA	70	Athens (NCAA)
12/19/1991	#20 AR	62	UGA	79	Fayetteville
01/13/1993	AR	71	UGA	91	Athens
03/05/1993	#25 AR	73	UGA	84	Chattanooga, Tenn.
01/08/1994	AR	64	UGA	73	Fayetteville
03/04/1994	AR	62	UGA	84	Chattanooga, Tenn.
01/08/1995	#24 AR	67	#11 UGA	72	Athens
02/24/1996	AR	54	#2 UGA	87	Fayetteville
02/23/1997	#20 AR	63	#5 UGA	79	Athens
01/21/1998	AR	51	#18 UGA	81	Athens
02/20/1998	AR	81	UGA	86 (OT)	Fayetteville
01/21/1999	AR	59	#5 UGA	68	Fayetteville
02/21/1999	AR	82	#14 UGA	98	Athens
02/20/2000	AR	69	UGA	72	Fayetteville
02/18/2001	AR	60	#5 UGA	81	Athens
03/03/2001	AR	44	#6 UGA	63	Memphis, Tenn.
02/24/2002	AR	66	#23 UGA	45	Fayetteville

ALL-TIME SERIES RESULTS

02/23/2003	#15 AR	60	#13 UGA	69	Athens
02/08/2004	AR	71	#16 UGA	63	Fayetteville
12/30/2004	AR	57	#16 UGA	78	Athens
02/23/2006	AR	80	#13 UGA	86	Fayetteville
02/25/2007	AR	51	#11 UGA	69	Athens
02/07/2008	AR	58	#24 UGA	72	Fayetteville
02/08/2009	AR	77	UGA	64	Athens
01/17/2010	AR	63	#6 UGA	73	Fayetteville
02/28/2010	AR	48	#24 UGA	69	Athens
01/13/2011	#20 AR	56	UGA	59	Fayetteville
02/03/2011	AR	54	#24 UGA	57 (OT)	Athens
01/01/2012	AR	57	#17/15 UGA	67	Athens
01/17/2013	AR	53	#13/12 UGA	57	Fayetteville
02/21/2013	AR	34	#13/12 UGA	66	Athens
01/16/2014	AR	58	UGA	60	Athens
02/09/2015	AR	54	#24/21 UGA	48	Fayetteville
02/25/2016	AR	57	UGA	72	Athens
02/02/2017	AR	66	UGA	69	Fayetteville
01/11/2018	AR	65	UGA	78	Athens
01/31/2019	AR	72	UGA	80	Fayetteville
02/21/2019	AR	83	UGA	93	Athens
03/07/2019	AR	86	UGA	76	Greenville, S.C.
01/23/2020	#21 AR	55	UGA	64	Fayetteville
01/25/2021	#19 AR	73	#22 UGA	75	Athens
02/24/2022	AR	62	#25/20 UGA	63	Fayetteville
02/19/2023	AR	48	UGA	71	Athens
01/07/2024	AR	83	UGA	43	Fayetteville

GEORGIA SOUTHERN ---------- 2-0

Games: 2
Fayetteville: 1–0
Statesboro: 0–0
Neutral: 1–0

11/28/1997	AR	104	Ga. Southern	71	Fayetteville
11/23/2007	AR	77	Ga. Southern	51	San Antonio

GEORGIA STATE ---------- 1-0

Games: 1
Fayetteville: 0–0
Atlanta: 0–0
Neutral: 1–0

01/14/1983	AR	70	GSU	62	Lexington, Ky.

GEORGIA TECH ---------- 2-0

Games: 2
Fayetteville: 1–0
Atlanta: 0–0
Neutral: 1–0
Postseason: 1–0 (WNIT)

03/21/2000	AR	78	Georgia Tech	67	Fayetteville (WNIT)
02/13/2005	AR	71	Georgia Tech	59	Duluth, Ga.

GAMBLING STATE ---------- 8-0

Games: 8
Fayetteville: 5–0
Grambling: 1–0
Neutral: 2–0

12/17/1981	AR	83	GSU	60	Fayetteville
01/07/1983	AR	57	GSU	52	Grambling
12/16/1984	AR	96	GSU	57	Little Rock, Ark.
12/06/1991	AR	90	GSU	66	Houston, Texas
11/29/2005	AR	88	GSU	69	Fayetteville
11/25/2011	AR	69	GSU	49	Fayetteville
12/29/2014	AR (RV)	77	GSU	35	Fayetteville
12/28/2017	AR	79	GSU	62	Fayetteville

HAMPTON ---------- 1-0

Games: 1
Fayetteville: 0–0
Hampton: 0–0
Neutral: 1–0

11/29/2002	AR	78	Hampton	41	St. Thomas, U.S.V.I

HARVARD ---------- 2-0

Games: 2
Fayetteville: 0–0
Cambridge: 0–0
Neutral: 2–0
Postseason: 1–0 (NCAA)

03/16/1998	AR	82	Harvard	64	Palo Alto, Calif. (NCAA)
12/21/2000	AR	87	Harvard	48	N. Little Rock, Ark.

HAWAI'I ---------- 4-2

Games: 6
Fayetteville: 0–0
Honolulu: 3–2
Neutral: 1–0
Postseason: 1–0 (NCAA)

12/04/1987	AR	66	Hawai'i	85	Honolulu
12/05/1993	AR	58	Hawai'i	88	Honolulu
03/14/1998	AR	76	Hawai'i	70	Palo Alto, Calif. (NCAA)
11/26/2000	AR	76	Hawai'i	73	Honolulu
11/25/2006	AR	70	Hawai'i	56	Honolulu
11/24/2012	AR	83	Hawai'i	68	Honolulu

HIGH POINT ---------- 2-0

Games: 2
Fayetteville: 1–0
High Point: 0–0
Neutral: 1–0

11/19/2008	AR	63	High Point	46	Fayetteville
11/26/2010	AR	82	High Point	63	Fayetteville

HOUSTON ---------- 15-8

Games: 23
Fayetteville: 7–2
Houston: 7–5
Neutral: 2–0

02/09/1979	AR	40	Houston	69	Houston
02/13/1982	AR	72	Houston	62	Houston
01/29/1983	AR	62	Houston	58	Houston
01/26/1984	AR	68	Houston	58	Fayetteville
02/25/1984	AR	54	Houston	66	Houston
01/19/1985	AR	62	Houston	79	Houston
02/19/1985	AR	71	Houston	73	Fayetteville
01/14/1986	AR	66	Houston	60	Fayetteville
02/15/1986	AR	77	Houston	67	Houston
01/14/1987	AR	76	Houston	78 (OT)	Houston
02/10/1987	AR	78	Houston	60	Fayetteville
03/05/1987	AR	96	Houston	82	Dallas
01/30/1988	AR	58	Houston	70	Fayetteville
03/02/1988	AR	89	Houston	97	Houston
01/31/1989	AR	84	Houston	82	Houston
03/04/1989	AR	90	Houston	88	Fayetteville
01/03/1990	AR	75	Houston	64	Houston
02/03/1990	AR	88	Houston	70	Fayetteville
01/05/1991	AR	88	Houston	61	Fayetteville
02/06/1991	AR	78	Houston	76	Houston
03/07/1991	AR	83	Houston	77 (OT)	Dallas
12/07/1991	AR	61	Houston	78	Houston
03/21/2019	AR	88	Houston	80 (OT)	Fayetteville

HOUSTON BAPTIST ---------- 1-0

Games: 1
Fayetteville: 1–0
Houston: 0–0
Neutral: 0–0

12/28/2016	AR	101	HBU	40	Fayetteville

HOWARD ---------- 1-0

Games: 1
Fayetteville: 1–0
Washington DC: 0–0
Neutral: 0–0

02/15/2001	AR	98	Howard	69	Fayetteville

IDAHO STATE ---------- 1-0

Games: 1
Fayetteville: 0–0
Pocatello: 0–0
Neutral: 1–0

11/26/2004	AR	69	Idaho State	59	Corpus Christi, Texas

ILLINOIS ---------- 1-2

Games: 3
Fayetteville: 0–0
Champaign: 0–2
Neutral: 1–0

01/09/1996	AR	64	Illinois	88	Champaign
01/08/1997	AR	81	Illinois	100	Champaign
12/20/2023	AR	60	Illinois	59	W. Palm Beach, Fla.

UIC ---------- 1-0

Games: 1
Fayetteville: 0–0
Chicago: 0–0
Neutral: 1–0

12/21/2023	AR	66	UIC	58	W. Palm Beach, Fla.

ILLINOIS STATE ---------- 0-1

Games: 1
Fayetteville: 0–0
Normal: 0–1
Neutral: 0–0
Postseason: 0–1 (WNIT)

03/27/2011	AR	49	ISU	60	Normal

INCARNATE WORD ---------- 1-0

Games: 1
Fayetteville: 1–0
San Antonio: 0–0
Neutral: 0–0

12/31/2023	AR	67	UIW	48	Fayetteville

INDIANA ---------- 3-1

Games: 4
Fayetteville: 1–0
Bloomington: 1–0
Neutral: 1–1

02/26/1982	AR	60	Indiana	63	Anchorage, Ala.
11/27/1982	AR	62	Indiana	61	Manhattan, Kan.
12/20/2003	AR	78	Indiana	70	Bloomington
12/01/2004	AR	53	Indiana	50	Fayetteville

IONA ---------- 1-0

Games: 1
Fayetteville: 0–0
New Rochelle: 0–0
Neutral: 1–0

11/26/2009	AR	66	Iona	60	Cancun, Mexico

IOWA ---------- 3-0

Games: 3
Fayetteville: 1–0
Iowa City: 0–0
Neutral: 2–0

11/23/1997	AR	83	Iowa	57	Boston
01/30/2000	AR	72	Iowa	65	Fayetteville
11/28/2014	AR (RV)	77	#17/16 Iowa	67	Las Vegas

IOWA STATE ---------- 1-2

Games: 3
Fayetteville: 1–0
Ames: 0–2
Neutral: 0–0

11/19/1979	AR	56	Iowa State	39	Fayetteville
12/20/1980	AR	60	Iowa State	71	Ames
12/02/2018	AR	82	Iowa State	91	Ames

JACKSON STATE ---------- 5-0

Games: 5
Fayetteville: 5–0
Jackson: 0–0
Neutral: 0–0

02/25/1993	AR	82	JSU	39	Fayetteville
11/14/2007	AR	72	JSU	49	Fayetteville
11/09/2012	AR	97	JSU	58	Fayetteville
12/30/2018	AR	76	JSU	57	Fayetteville
12/09/2021	AR	66	JSU	62	Fayetteville

JOHN BROWN ---------- 6-0

Games: 6
Fayetteville: 3–0
Siloam Springs: 3–0
Neutral: 0–0

12/01/1976	AR	92	John Brown	87	Siloam Springs
12/11/1976	AR	76	John Brown	57	Fayetteville
12/01/1977	AR	75	John Brown	46	Siloam Springs
01/21/1978	AR	70	John Brown	57	Fayetteville
11/28/1978	AR	55	John Brown	47	Siloam Springs
12/16/1978	AR	73	John Brown	48	Fayetteville

ALL-TIME SERIES RESULTS

KANSAS ---- 4-5
Games: 9
Fayetteville: 1–1
Lawrence: 1–3
Neutral: 2–1
Postseason: 1–2 [1–0 (NCAA), 0–2 (WNIT)]

11/25/1983	AR	72	Kansas	53	Minneapolis
11/28/1987	AR	68	Kansas	75	Lawrence
12/09/1989	AR	51	Kansas	56	Fayetteville
03/21/1998	AR	79	Kansas	63	Oakland, Calif. (NCAA)
03/26/2009	AR	59	Kansas	75	Lawrence (WNIT)
12/06/2012	AR	64	#17 Kansas	56	Fayetteville
12/04/2013	AR	64	Kansas	53	Lawrence
12/03/2017	AR	60	Kansas	71	Lawrence
03/26/2023	AR	64	Kansas	78	Lawrence (WNIT)

KANSAS STATE ---- 4-3
Games: 7
Fayetteville: 3–0
Manhattan: 0–3
Neutral: 1–0
Postseason: 0–1 (NCAA)

01/02/1982	AR	68	Kansas State	53	Fayetteville
11/26/1982	AR	79	Kansas State	86	Manhattan
03/17/2002	AR	68	Kansas State	82	Manhattan (NCAA)
12/06/2008	AR	56	Kansas State	65	Manhattan
12/02/2009	AR	60	Kansas State	58	Fayetteville
12/07/2019	#23 AR	81	Kansas State	72	Fayetteville
11/26/2022	AR (RV)	69	#25 Kansas St.	53	St. Thomas, U.S.V.I.

KENT STATE ---- 2-1
Games: 3
Fayetteville: 2–0
Kent: 0–1
Neutral: 0–0

12/21/1991	AR	89	Kent State	72	Fayetteville
11/30/1993	AR	81	Kent State	86	Kent
11/17/2022	AR (RV)	80	Kent State	59	Fayetteville

KENTUCKY ---- 16-27
Games: 43 SEC: 15–24
Fayetteville: 11–8
Lexington: 4–17
Neutral: 1–2 SECT: 1–2

01/15/1983	AR	43	UK	77	Lexington
01/24/1992	AR	74	UK	75 (OT)	Lexington
03/06/1992	AR	63	UK	79	Albany, Ga.
01/23/1993	AR	45	UK	43	Fayetteville
02/05/1994	AR	60	UK	81	Lexington
02/04/1995	AR	62	UK	56	Fayetteville
01/28/1996	AR	65	UK	69	Lexington
01/25/1997	AR	88	UK	55	Fayetteville
02/28/1997	AR	71	UK	60	Chattanooga, Tenn.
01/31/1998	AR	79	UK	63	Lexington
01/31/1999	AR	74	UK	69 (OT)	Fayetteville
01/16/2000	AR	60	UK	68	Lexington
02/06/2000	AR	83	UK	70	Fayetteville
01/14/2001	AR	69	UK	50	Fayetteville
02/04/2001	AR	84	UK	78	Lexington
01/17/2002	AR	76	UK	64	Fayetteville
02/13/2003	AR	70	UK	60	Lexington
02/19/2004	AR	69	UK	58	Fayetteville
02/27/2005	AR	67	UK	73	Lexington
02/12/2006	AR	50	UK	79	Fayetteville
02/18/2007	AR	60	UK	87	Lexington
03/01/2007	AR	57	UK	72	Duluth, Ga.
02/24/2008	AR	56	UK	59	Fayetteville
01/11/2009	AR	63	UK	72	Lexington
01/21/2010	AR	52	#25 UK	69	Lexington
02/07/2010	AR	57	#18 UK	71	Fayetteville
01/06/2011	#25 AR	78	#10 UK	67	Fayetteville
01/24/2011	AR	54	#20 UK	55	Lexington
01/05/2012	AR	72	#6/7 UK	84	Lexington
02/07/2013	AR	74	#8/10 UK	80 (OT)	Fayetteville
01/26/2014	AR	58	#8/9 UK	68	Lexington
02/26/2015	AR	51	#13 UK	56	Fayetteville
02/21/2016	AR	63	#16 UK	77	Lexington
02/16/2017	AR	62	UK	69	Fayetteville
01/29/2018	AR	65	UK	76	Fayetteville
02/15/2018	AR	57	UK	78	Lexington
02/17/2019	AR	59	UK	61	Lexington
02/09/2020	#25 AR	103	#15 UK	85	Fayetteville
12/31/2020	#10 AR	64	#13 UK	75	Lexington
02/20/2022	AR	55	UK	78	Fayetteville
01/01/2023	#24 AR	71	UK	50	Lexington
01/04/2024	AR	63	UK	73	Lexington
01/25/2024	AR	88	UK	61	Fayetteville

LAMAR ---- 3-3
Games: 6
Fayetteville: 2–0
Beaumont: 1–1
Neutral: 0–2
Postseason: 1–1 [0–1 (NCAA); WNIT (1–0)]

02/10/1978	AR	50	Lamar	55	Houston
01/28/1983	AR	52	Lamar	60	Beaumont
01/29/1986	AR	67	Lamar	55	Beaumont
03/21/1991	AR	75	Lamar	91	Austin, Texas (NCAA)
03/17/2011	AR	91	Lamar	65	Fayetteville (WNIT)
12/08/2022	#21 AR	63	Lamar	50	Fayetteville

LOUISIANA TECH ---- 2-3
Games: 5
Fayetteville: 2–1
Ruston: 0–2
Neutral: 0–0
Postseason: 1–0 (WNIT)

11/30/1978	AR	28	LA Tech	82	Ruston
01/08/1983	AR	34	LA Tech	74	Ruston
11/29/1983	AR	52	LA Tech	75	Fayetteville
03/16/2023	AR	69	LA Tech	47	Fayetteville
12/07/2023	AR (RV)	100	LA Tech	60	Fayetteville

LOUISIANA LAFAYETTE ---- 3-1
Games: 4
Fayetteville: 0–0
Lafayette: 1–0
Neutral: 2–1

01/15/1982	AR	90	SW Louisiana	59	Lafayette
01/06/2003	AR	75	La-Lafayette	57	N. Little Rock, Ark.
12/16/2004	AR	82	La-Lafayette	68	N. Little Rock, Ark.
11/27/2015	AR	59	La-Lafayette	67	San Juan, PR

LOUISIANA-MONROE (ULM) ---- 12-0
Games: 12
Fayetteville: 9–0
Monroe: 3–0
Neutral: 0–0

11/25/1980	AR	77	Northeast La.	68	Fayetteville
12/05/1981	AR	70	Northeast La.	68	Monroe
11/29/1994	AR	74	Northeast La.	59	Fayetteville
11/29/1995	AR	77	Northeast La.	62	Monroe
11/20/1999	AR	85	ULM	48	Fayetteville
01/24/2001	AR	86	ULM	70	Monroe
11/17/2001	AR	99	ULM	47	Fayetteville
11/13/2006	AR	62	ULM	54	Fayetteville
11/15/2008	AR	77	ULM	38	Fayetteville
11/13/2016	AR	92	ULM	46	Fayetteville
12/03/2020	#16 AR	103	ULM	50	Fayetteville
11/07/2023	AR	81	ULM	76	Fayetteville

LIPSCOMB ---- 2-0
Games: 2
Fayetteville: 1–0
Nashville: 1–0
Neutral: 0–0

11/17/2006	AR	77	Lipscomb	39	Nashville
11/11/2007	AR	87	Lipscomb	60	Fayetteville

LONG BEACH STATE ---- 0-1
Games: 1
Fayetteville: 0–0
Long Beach: 0–1
Neutral: 0–0

12/12/1986	AR	58	#7 CSLB	76	Long Beach

LOUISVILLE ---- 2-0
Games: 2
Fayetteville: 1–0
Louisville: 1–0
Neutral: 0–0

12/04/1997	AR	69	Louisville	57	Louisville
11/21/1998	AR	70	Louisville	61	Fayetteville

LOYOLA-CHICAGO ---- 1-0
Games: 1
Fayetteville: 0–0
Chicago: 1–0
Neutral: 0–0

12/19/1992	AR	75	LUC	70	Chicago

LOYOLA MARYMOUNT ---- 1-2
Games: 3
Fayetteville: 1–0
Los Angeles: 0–1
Neutral: 0–1

12/05/1987	AR	58	LMU	60	Honolulu
12/30/2002	AR	87	LMU	52	Fayetteville
11/29/2003	AR	58	LMU	64	Los Angeles

LSU ---- 19-36
Games: 55 SEC: 19–33
Fayetteville: 11–15
Baton Rouge: 8–18
Neutral: 0–3 SECT: 0–2
Postseason: 0–1 (NWIT)

02/11/1992	AR	74	LSU	66	Fayetteville
02/10/1993	AR	69	LSU	66	Baton Rouge
02/08/1994	AR	64	LSU	75	Fayetteville
02/14/1995	#18 AR	82	LSU	72	Baton Rouge
01/23/1996	#22 AR	73	LSU	72	Baton Rouge
01/31/1996	#24 AR	74	LSU	65	Fayetteville
03/23/1996	AR	63	LSU	91	Amarillo, Texas
01/21/1997	#13 AR	72	LSU	79	Baton Rouge
02/19/1997	#20 AR	66	#3 LSU	76	Fayetteville
01/06/1998	AR	81	LSU	66	Fayetteville
02/11/1998	AR	55	LSU	77	Baton Rouge
01/06/1999	AR	51	LSU	85	Baton Rouge
02/11/1999	AR	86	#20 LSU	61	Fayetteville
01/13/2000	AR	69	#17 LSU	82	Fayetteville
02/12/2000	AR	51	#7 LSU	68	Baton Rouge
01/11/2001	AR	54	#9 LSU	61	Baton Rouge
02/11/2001	AR	58	#14 LSU	62	Fayetteville
01/20/2002	AR	55	LSU	65	Baton Rouge
02/10/2002	AR	80	LSU	71	Fayetteville
01/19/2003	#10 AR	82	#2 LSU	72	Fayetteville
02/27/2003	#21 AR	57	#4 LSU	70	Baton Rouge
03/07/2003	#23 AR	72	#6 LSU	78	N. Little Rock, Ark.
01/22/2004	AR	65	#12 LSU	73	Fayetteville
02/12/2004	AR	65	#16 LSU	92	Baton Rouge
01/20/2005	AR	45	#2 LSU	91	Baton Rouge
02/24/2005	AR	64	#1 LSU	90	Fayetteville
02/02/2006	AR	59	#3 LSU	93	Fayetteville
02/19/2006	AR	42	#2 LSU	64	Baton Rouge
01/25/2007	AR	53	#8 LSU	70	Baton Rouge
02/15/2007	AR	65	#7 LSU	86	Fayetteville
01/10/2008	AR	54	#11 LSU	76	Fayetteville
02/28/2008	AR	46	#6 LSU	83	Baton Rouge
01/08/2009	AR	42	LSU	62	Fayetteville
02/05/2009	AR	53	LSU	68	Baton Rouge
01/07/2010	AR	38	#11 LSU	65	Fayetteville
02/25/2010	AR	53	#20 LSU	70	Baton Rouge
01/27/2011	AR	53	LSU	45	Baton Rouge
02/20/2011	AR	42	LSU	40	Fayetteville
01/22/2012	AR	72	LSU	52	Baton Rouge
02/16/2012	AR	42	LSU	50	Fayetteville
03/02/2012	AR	40	LSU	41	Nashville, Tenn.
01/10/2013	AR	63	LSU	54	Fayetteville
02/23/2014	AR	57	#19/18 LSU	53	Baton Rouge
02/22/2015	AR	63	LSU	41	Fayetteville
01/21/2016	AR	48	LSU	44	Baton Rouge
01/08/2017	AR	52	LSU	53	Fayetteville
01/29/2017	AR	46	LSU	53	Baton Rouge
02/18/2018	AR	57	LSU	62	Fayetteville
02/07/2019	AR	34	LSU	71	Baton Rouge
03/01/2020	AR	75	LSU	71	Fayetteville
02/21/2021	#18 AR	74	LSU	64	Baton Rouge
01/27/2022	AR	90	#12 LSU	76	Fayetteville
12/29/2022	#24 AR	45	#9 LSU	69	Fayetteville
01/19/2023	AR (RV)	76	#3 LSU	79	Baton Rouge
01/21/2024	AR	68	#10/9 LSU	99	Baton Rouge

MARQUETTE ---- 1-1
Games: 2
Fayetteville: 0–0
Milwaukee: 0–0
Neutral: 1–1

12/30/2007	AR	71	Marquette	69	Hanover, N.H.
11/25/2023	AR	58	Marquette	74	Fort Myers, Fla.

ALL-TIME SERIES RESULTS

MARYLAND ---------- 1-2
Games: 3
Fayetteville: 0–0
College Park: 0–0
Neutral: 1–2

11/26/1988	AR	84	UMD	110	Auburn, Ala.
12/29/1990	AR	79	UMD	68	Piscataway, N.J.
11/29/2020	#14 AR	96	#12 UMD	115	Fort Myers, Fla.

MCNEESE STATE ---------- 3-1
Games: 4
Fayetteville: 3–0
Lake Charles: 0–1
Neutral: 0–0

02/14/1981	AR	77	McNeese	62	Fayetteville
01/16/1982	AR	75	McNeese	96	Lake Charles
12/20/1996	AR	81	McNeese	54	Fayetteville
12/30/2003	AR	72	McNeese	52	Fayetteville

MEMPHIS ---------- 13-8
Games: 21
Fayetteville: 8–1
Memphis: 4–6
Neutral: 1–1
Postseason: 1–0 (WNIT)

02/22/1979	AR	66	Memphis State	86	Memphis
02/12/1980	AR	65	Memphis State	71	Fayetteville
02/17/1981	AR	57	Memphis State	86	Memphis
12/22/1985	AR	76	Memphis State	64	Fayetteville
12/22/1986	AR	60	Memphis State	79	Memphis
01/05/1992	AR	50	Memphis State	58	Memphis
02/02/1993	AR	82	Memphis State	60	Fayetteville
12/19/1997	AR	93	Memphis	84	Fayetteville
12/01/1998	AR	58	Memphis	70	Memphis
12/19/1999	AR	82	Memphis	88	N. Little Rock, Ark.
11/18/2000	AR	58	Memphis	66	Memphis
12/02/2001	AR	85	Memphis	48	Fayetteville
01/09/2003	AR	78	Memphis	64	Memphis
01/02/2004	AR	79	Memphis	75	Fayetteville
12/07/2004	AR	59	Memphis	53	Memphis
11/21/2005	AR	99	Memphis	53	Fayetteville
12/18/2006	AR	70	Memphis	54	Memphis
12/18/2007	AR	91	Memphis	66	Fayetteville
12/03/2008	AR	76	Memphis	69	Memphis
03/21/2013	AR	67	Memphis	57	Fayetteville (WNIT)
11/25/2016	AR	91	Memphis	61	Reno, Nev.

MIAMI ---------- 1-0
Games: 1
Fayetteville: 0–0
Miami: 0–0
Neutral: 1–0

11/23/1984	AR	79	Miami	58	Sanford, Fla.

MICHIGAN ---------- 1-0
Games: 1
Fayetteville: 0–0
Ann Arbor: 0–0
Neutral: 1–0

11/24/2000	AR	78	Michigan	67	Honolulu

MIDDLE TENNESSEE STATE ---------- 5-0
Games: 5
Fayetteville: 3–0
Murfreesboro: 2–0
Neutral: 0–0

02/05/1983	AR	73	MT	72	Fayetteville
11/21/2010	AR	77	MT	50	Fayetteville
12/03/2011	AR	59	MT	53	Murfreesboro
11/19/2013	AR	66	MT	51	Fayetteville
11/20/2014	AR (RV)	58	MT (RV)	51	Murfreesboro

MINNESOTA ---------- 1-1
Games: 2
Fayetteville: 0–0
Minneapolis: 1–0
Neutral: 0–1

11/26/1983	AR	76	Minnesota	60	Minneapolis
11/11/2011	AR	60	Minnesota	68	Daytona Beach, Fla.

MISSISSIPPI (OLE MISS) ---------- 21-30
Games: 51 SEC: 17–22
Fayetteville: 14–6
Oxford: 4–18
Neutral: 3–6 SECT: 3–5

12/14/1985	AR	61	#8 MS	76	Oxford
12/09/1987	AR	72	#8 MS	88	Pine Bluff, Ark.
12/07/1988	AR	63	#9 MS	75	Oxford
12/15/1990	#13 AR	79	#8 MS	70	Fayetteville
01/04/1992	AR	65	MS	66	Oxford
01/02/1993	AR	73	MS	72	Fayetteville
01/16/1994	AR	54	MS	56	Oxford
01/14/1995	AR	74	#17 MS	75	Fayetteville
02/17/1996	AR	62	#21 MS	73	Oxford
03/01/1996	AR	73	#23 MS	76	Chattanooga, Tenn.
02/16/1997	#21 AR	71	MS	62	Fayetteville
02/14/1998	AR	50	MS	68	Oxford
02/14/1999	AR	73	MS	80	Fayetteville
02/27/2000	AR	63	MS	78	Oxford
02/24/2001	AR	82	MS	64	Fayetteville
01/06/2002	AR	46	MS	81	Oxford
02/28/2002	AR	78	MS	60	Nashville, Tenn.
02/09/2003	#14 AR	62	MS	60	Fayetteville
01/11/2004	AR	67	MS	61	Fayetteville
02/29/2004	AR	73	MS	84	Oxford
01/09/2005	AR	73	MS	85	Oxford
01/30/2005	AR	52	MS	75	Fayetteville
02/26/2006	AR	78	MS	85	Oxford
03/02/2006	AR	64	MS	94	N. Little Rock, Ark.
02/04/2007	#20 AR	87	MS	90 (2OT)	Fayetteville
01/13/2008	AR	55	MS	63	Oxford
02/15/2009	AR	70	MS	59	Fayetteville
03/05/2009	AR	60	MS	65	N. Little Rock, Ark.
01/10/2010	AR	71	MS	86	Oxford
02/18/2010	AR	67	MS	59	Fayetteville
01/23/2011	#23 AR	65	MS	69	Fayetteville
02/17/2011	AR	56	MS	53	Oxford
01/12/2012	AR	54	MS	60	Oxford
03/01/2012	AR	67	MS	47	Nashville, Tenn.
01/31/2013	AR	77	MS	66	Oxford
03/03/2013	AR	93	MS	52	Fayetteville
01/19/2014	AR	68	MS	65	Fayetteville
03/05/2014	AR	62	MS	63	Duluth, Ga.
01/02/2015	AR	57	MS	71	Oxford
03/05/2015	RV AR	72	MS	61	N. Little Rock, Ark.
02/28/2016	AR	60	MS	49	Fayetteville
01/01/2017	AR	64	MS	73	Oxford
12/31/2017	AR	73	MS	72	Fayetteville
01/06/2019	AR	85	MS	55	Oxford
02/24/2019	AR	73	MS	61	Fayetteville
02/16/2020	#23 AR	108	MS	64	Oxford
02/19/2021	#18 AR	84	MS	74	Fayetteville
03/04/2021	#13 AR	60	MS	69	Greenville, S.C.
02/22/2022	AR	62	MS	70	Oxford
01/29/2023	AR (RV)	76	MS	79 (OT)	Fayetteville
03/03/2024	AR	43	MS (RV)	87	Oxford

MISSISSIPPI COLLEGE ---------- 0-1
Games: 1
Fayetteville: 0–0
Clinton: 0–0
Neutral: 0–1

12/01/1978	AR	47	Miss. College	86	Ruston, La.

MISSISSIPPI STATE ---------- 21-24
Games: 45 SEC: 19–21
Fayetteville: 12–8
Starkville: 7–13
Neutral: 2–3 SECT: 2–3

02/15/1992	AR	66	MSU	76	Starkville
02/13/1993	AR	80	MSU	51	Fayetteville
02/26/1994	AR	67	MSU	61	Starkville
02/26/1995	AR	86	MSU	63	Fayetteville
01/06/1996	AR	67	MSU	77	Starkville
01/05/1997	AR	84	MSU	67	Fayetteville
01/15/1998	AR	80	MSU	73	Starkville
01/28/1998	AR	89	MSU	70	Fayetteville
01/14/1999	AR	85	MSU	58	Fayetteville
01/28/1999	AR	60	MSU	81	Starkville
02/24/1999	AR	70	MSU	79	Chattanooga, Tenn.
01/20/2000	AR	56	#22 MSU	69	Starkville
01/18/2001	AR	72	#21 MSU	45	Fayetteville
03/01/2001	AR	94	MSU	76	Memphis, Tenn.
01/24/2002	AR	82	MSU	85 (OT)	Starkville
02/20/2003	AR	59	#16 MSU	72	Fayetteville
02/01/2004	AR	55	MSU	57	Starkville
03/04/2004	AR	74	MSU	79	Nashville, Tenn.
01/16/2005	AR	83	MSU	71	Fayetteville
03/03/2005	AR	80	MSU	73	Nashville, Tenn.
01/05/2006	AR	66	MSU	45	Starkville
01/22/2006	AR	60	MSU	58	Fayetteville
01/07/2007	#20 AR	73	MSU	81	Starkville
02/01/2007	AR	75	MSU	80	Fayetteville
01/27/2008	AR	56	MSU	42	Fayetteville
01/25/2009	AR	65	MSU	62	Starkville
01/14/2010	AR	60	MSU	78	Fayetteville
01/09/2011	AR	61	MSU	56	Starkville
01/26/2012	AR	51	MSU	35	Starkville
02/19/2012	AR	67	MSU	53	Fayetteville
02/03/2013	AR	44	MSU	47	Starkville
01/12/2014	#25 AR	50	MSU	54	Fayetteville
01/08/2015	AR	57	#14/15 MSU	72	Starkville
01/10/2016	AR	55	#5/6 MSU	80	Starkville
01/31/2016	AR	55	#13 MSU	65	Fayetteville
01/05/2017	AR	51	#4 MSU	59	Fayetteville
01/04/2018	AR	69	#5 MSU	111	Starkville
01/03/2019	AR	69	#7/6 MSU	93	Fayetteville
03/10/2019	AR	70	#5 MSU	101	Greenville, S.C.
02/27/2020	AR	83	#10 MSU	92	Starkville
02/11/2021	#18 AR	86	MSU	80	Fayetteville
01/23/2022	AR	74	MSU	54	Fayetteville
02/27/2022	AR	87	MSU	79	Starkville
02/23/2023	AR	73	MSU	87	Starkville
01/11/2024	AR	63	MSU	66	Fayetteville

MISSISSIPPI VALLEY STATE ---------- 11-0
Games: 11
Fayetteville: 10–0
Itta Bena: 0–0
Neutral: 1–0

12/04/1986	AR	95	MVSU	82	Fayetteville
11/30/1987	AR	76	MVSU	71	Fayetteville
12/10/1988	AR	107	MVSU	83	Fayetteville
11/24/1989	AR	93	MVSU	50	Fayetteville
02/13/2002	AR	83	MVSU	37	Fayetteville
12/05/2008	AR	79	MVSU	46	Manhattan, Kan.
11/17/2010	AR	55	MVSU	54	Fayetteville
12/28/2011	AR	59	MVSU	40	Fayetteville
12/19/2012	AR	99	MVSU	42	Fayetteville
12/28/2013	AR	100	MVSU	54	Fayetteville
12/28/2015	AR	86	MVSU	46	Fayetteville

MISSOURI ---------- 23-12
Games: 35 SEC: 16–8
Fayetteville: 12–4
Columbia: 9–7
Neutral: 2–1 SECT: 2–0
Postseason: 1–1 [0–1 (NCAA); 1–0 (WNIT)]

03/12/1986	AR	65	Missouri	66	Columbia (NCAA)
11/30/1986	AR	66	Missouri	69	Bowling Green, Ky.
12/30/1997	AR	80	Missouri	79	Fayetteville
12/19/1998	AR	80	Missouri	60	Fayetteville
11/22/1999	AR	83	Missouri	76	Columbia
03/18/2000	AR	89	Missouri	88 (OT)	Fayetteville (WNIT)
11/20/2000	AR	67	Missouri	79	Columbia
11/28/2007	AR	66	Missouri	53	Columbia
12/21/2008	AR	55	Missouri	56	Fayetteville
01/24/2013	AR	58	Missouri	50	Columbia
02/17/2013	AR	61	Missouri	40	Fayetteville
01/05/2014	AR	69	Missouri	66	Columbia
03/02/2014	AR	72	Missouri	70	Fayetteville
01/18/2015	AR	73	Missouri	55	Fayetteville
03/01/2015	AR	41	Missouri	57	Columbia
01/17/2016	AR	64	#24 Missouri	52	Fayetteville
02/14/2016	AR	48	Missouri	69	Columbia
01/23/2017	AR	46	Missouri	60	Fayetteville
02/12/2017	AR	56	Missouri	67	Columbia
01/21/2018	AR	54	#11 Missouri	88	Columbia
02/12/2018	AR	58	#13 Missouri	84	Fayetteville
01/10/2019	AR	53	Missouri	71	Columbia
02/28/2019	AR	67	Missouri	73	Fayetteville
01/12/2020	#21 AR	90	Missouri	73	Fayetteville
02/02/2020	#25 AR	85	Missouri	81 (OT)	Columbia
01/03/2021	#10 AR	91	Missouri	88	Fayetteville
02/04/2021	#16 AR	85	Missouri	80	Columbia
01/09/2022	AR	83	Missouri	73	Fayetteville
02/13/2022	AR	88	Missouri	71	Columbia
03/03/2022	AR	61	Missouri	52 (OT)	Nashville, Tenn.
01/08/2023	AR (RV)	77	Missouri	55	Columbia
02/12/2023	AR	61	Missouri	33	Fayetteville
03/02/2023	AR	85	Missouri	74	Greenville, S.C.
01/28/2024	AR	67	Missouri	58	Columbia
02/18/2024	AR	75	Missouri	68	Fayetteville

ALL-TIME SERIES RESULTS

UMKC ---- 6-0
Games: 6
Fayetteville: 4–0
Kansas City: 2–0
Neutral: 0–0

01/25/1985	AR	79	UMKC	47	Fayetteville
02/23/1988	AR	102	UMKC	85	Fayetteville
02/25/1989	AR	46	UMKC	42	Kansas City
11/30/1991	#18 AR	73	UMKC	61	Fayetteville
01/25/2005	AR	69	UMKC	46	Kansas City
12/04/2005	AR	84	UMKC	57	Fayetteville

MISSOURI SOUTHERN ---- 2-0
Games: 2
Fayetteville: 1–0
Joplin: 1–0
Neutral: 0–0

11/16/1979	AR	53	MSSU	45	Fayetteville
11/18/1980	AR	67	MSSU	61	Joplin

MISSOURI STATE (SW MISSOURI) ---- 21-8
Games: 29
Fayetteville: 12–4
Springfield: 9–4
Neutral: 0–0
Postseason: 1–0 (WNIT)

01/29/1977	AR	56	SMSU	46	Springfield
02/07/1978	AR	66	SMSU	35	Fayetteville
02/01/1979	AR	58	SMSU	67	Springfield
01/29/1980	AR	68	SMSU	36	Fayetteville
03/02/1983	AR	76	SMSU	54	Fayetteville
12/06/1983	AR	78	SMSU	45	Fayetteville
12/08/1984	AR	76	SMSU	64	Springfield
11/26/1985	AR	94	SMSU	51	Fayetteville
12/18/1986	AR	78	SMSU	61	Springfield
12/19/1987	AR	85	SMSU	71	Fayetteville
12/17/1988	AR	88	SMSU	66	Springfield
11/29/1989	AR	87	SMSU	60	Fayetteville
12/12/1990	#13 AR	62	SMSU	55	Springfield
12/30/1991	#25 AR	52	#24 SMSU	67	Fayetteville
12/01/1992	AR	55	#13 SMSU	64	Springfield
12/29/1993	AR	66	#23 SMSU	63	Fayetteville
12/10/1994	AR	61	#25 SMSU	60	Springfield
12/10/1995	#7 AR	65	SMSU	58	Fayetteville
11/26/1996	#20 AR	75	SMSU	62	Springfield
12/07/1997	#20 AR	67	SMSU	79	Fayetteville
12/08/1998	AR	50	SMSU	70	Fayetteville
12/08/1999	AR	64	SMSU	58	Fayetteville
11/23/2001	AR	48	SMSU	64	Springfield
12/19/2002	#10 AR	64	SMSU	46	Fayetteville
03/20/2011	AR	65	Mo. State	64	Springfield (WNIT)
11/22/2013	AR	78	Mo. State	44	Fayetteville
12/10/2014	AR (RV)	59	Mo. State	50	Springfield
12/02/2015	AR	54	Mo. State	69	Fayetteville
12/11/2016	AR	62	Mo. State	64	Springfield

MONTANA ---- 4-0
Games: 4
Fayetteville: 1–0
Missoula: 1–0
Neutral: 2–0
Postseason: 1–0 (WNIT)

12/03/1982	AR	55	Montana	43	Berkley, Calif.
03/19/1987	AR	92	Montana	74	Amarillo, Texas (WNIT)
11/29/1997	AR	81	Montana	68	Fayetteville
12/30/1998	AR	74	Montana	54	Missoula

MONTANA STATE ---- 1-1
Games: 2
Fayetteville: 1–0
Bozeman: 0–0
Neutral: 0–1

12/13/1986	AR	68	Montana State	70	Long Beach, Calif.
01/05/2003	AR	85	Montana State	37	Fayetteville

MORGAN STATE ---- 1-0
Games: 1
Fayetteville: 1–0
Baltimore: 0–0
Neutral: 0–0

12/19/2011	AR (RV)	81	Morgan State	50	Fayetteville

MURRAY STATE ---- 3-0
Games: 3
Fayetteville: 3–0
Murray: 0–0
Neutral: 0–0

02/04/1983	AR	100	Murray State	69	Fayetteville
12/05/1990	AR	102	Murray State	48	Fayetteville
11/10/2023	AR	82	Murray State	79	Fayetteville

NAVY ---- 1-0
Games: 1
Fayetteville: 0–0
Annapolis: 0–0
Neutral: 1–0

11/26/2016	AR	70	Navy	67	Reno, Nev.

NEBRASKA ---- 1-1
Games: 2
Fayetteville: 1–0
Lincoln: 0–1
Neutral: 0–0

11/16/2017	AR	69	Nebraska	80	Lincoln
12/18/2018	AR	84	Nebraska	80	Fayetteville

NEW HAMPSHIRE ---- 1-0
Games: 1
Fayetteville: 0–0
Durham: 0–0
Neutral: 1–0

01/04/1995	AR (24)	75	NH	41	Miami

NEW MEXICO ---- 1-1
Games: 2
Fayetteville: 0–0
Albuquerque: 0–1
Neutral: 1–0

01/10/1981	AR	69	New Mexico	50	Wichita, Kan.
12/21/1999	AR	66	New Mexico	71	Albuquerque

NEW MEXICO STATE ---- 1-0
Games: 1
Fayetteville: 0–0
Las Cruces: 0–0
Neutral: 1–0

11/25/2017	AR	69	NMSU	60	El Paso, Texas

NEVADA-LAS VEGAS ---- 2-1
Games: 3
Fayetteville: 1–0
Las Vegas: 1–1
Neutral: 0–0
Postseason: 1–0 (WNIT)

01/07/1984	AR	62	UNLV	68	Las Vegas
11/26/1994	AR	88	UNLV	75	Las Vegas
03/18/2005	AR	61	UNLV	48	Fayetteville (WNIT)

NEW ORLEANS ---- 9-0
Games: 9
Fayetteville: 5–0
New Orleans: 2–0
Neutral: 2–0

01/11/1980	AR	71	New Orleans	47	New Orleans
03/13/1982	AR	76	New Orleans	74	Lubbock, Texas (SWAIAW)
02/02/1989	AR	61	New Orleans	60	Fayetteville
01/22/1990	AR	71	New Orleans	63	New Orleans
12/17/1993	AR	60	New Orleans	59	Fayetteville
12/21/2005	AR	84	New Orleans	46	Fayetteville
11/24/2007	AR	65	New Orleans	44	San Antonio
12/30/2015	AR	73	New Orleans	41	Fayetteville
11/08/2019	#22 AR	82	New Orleans	52	Fayetteville

NICHOLLS STATE ---- 2-0
Games: 2
Fayetteville: 1–0
Thibodaux: 0–0
Neutral: 1–0

12/15/2005	AR	75	Nicholls	40	Hot Springs, Ark.
11/14/2014	AR (RV)	63	Nicholls	52	Fayetteville

NORTH ARKANSAS CC ---- 0-2
Games: 2
Fayetteville: 0–0
Harrison: 0–1
Neutral: 0–1

11/19/1976	AR	67	North Arkansas	70	West Fork, Ark.
01/31/1977	AR	65	North Arkansas	67	Harrison

NORTH CAROLINA ---- 0-1
Games: 1
Fayetteville: 0–0
Chapel Hill: 0–0
Neutral: 0–1

11/26/2006	AR	69	UNC	94	Honolulu

NORTH CAROLINA STATE ---- 0-1
Games: 1
Fayetteville: 0–0
Raleigh: 0–0
Neutral: 0–1

11/25/2000	AR	46	NC State	48	Honolulu

UNCW ---- 1-0
Games: 1
Fayetteville: 0–0
Wilmington: 0–0
Neutral: 1–0

11/26/1999	AR	88	UNCW	77	Princeton, N.J.

NORTH DAKOTA ---- 1-0
Games: 1
Fayetteville: 1–0
Grand Forks: 0–0
Neutral: 0–0

12/09/2008	AR	85	North Dakota	73	Fayetteville

NORTH TEXAS ---- 2-1
Games: 3
Fayetteville: 2–0
Denton: 0–1
Neutral: 0–0

02/08/1980	AR	50	North Texas St.	59	Denton
12/04/1992	AR	102	UNT	58	Fayetteville
12/17/1999	AR	102	UNT	69	Fayetteville

NORTHEAST OKLAHOMA STATE ---- 4-4
Games: 8
Fayetteville: 3–1
Miami, Okla.: 1–3
Neutral: 0–0

01/22/1977	AR	62	NE Okla. State	61	Fayetteville
02/04/1977	AR	54	NE Okla. State	63	Miami
01/24/1978	AR	47	NE Okla. State	56	Miami
02/04/1978	AR	72	NE Okla. State	60	Fayetteville
01/20/1979	AR	64	NE Okla. State	79	Miami
02/14/1979	AR	63	NE Okla. State	69	Fayetteville
12/15/1979	AR	62	NE Okla. State	58	Fayetteville
02/01/1980	AR	57	NE Okla. State	42	Miami

NORTHERN ARIZONA ---- 1-0
Games: 1
Fayetteville: 0–0
Flagstaff: 0–0
Neutral: 1–0

11/24/2022	AR (RV)	82	NAU	73	St. Thomas, U.S.V.I.

NORTHERN IOWA ---- 0-1
Games: 1
Fayetteville: 0–1
Cedar Falls: 0–0
Neutral: 0–0

12/07/2001	AR	63	Northern Iowa	66	Fayetteville

ALL-TIME SERIES RESULTS

NORTHWESTERN — 3-1
Games: 4
Fayetteville: 2–0
Chicago: 0–1
Neutral: 1–0
Postseason: 2–0 (NCAA)

03/16/1991	AR	105	NU	68	Fayetteville (NCAA)
11/23/2008	AR	60	NU	44	Fayetteville
12/17/2009	AR	55	NU	67	Chicago
03/20/2015	AR	57	#22/25 NU	55	Waco, Texas (NCAA)

NORTHWESTERN STATE — 15-3
Games: 18
Fayetteville: 11–0
Natchitoches: 0–3
Neutral: 4–0
Postseason: 1–0 (WNIT)

12/04/1980	AR	62	NSU	73	Natchitoches
11/20/1981	AR	78	NSU	64	Fayetteville
01/05/1983	AR	58	NSU	62	Natchitoches
02/26/1983	AR	86	NSU	76	Fayetteville
12/19/1983	AR	75	NSU	73	Little Rock, Ark.
02/16/1993	AR	62	NSU	77	Natchitoches
12/18/1993	AR	85	NSU	74	Fayetteville
11/15/1995	AR	84	NSU	83 (2OT)	Fayetteville
03/12/1999	AR	78	NSU	60	Fayetteville (WNIT)
12/06/2002	AR	79	NSU	60	Houston
12/18/2003	AR	78	NSU	62	Hot Springs, Ark.
12/13/2007	AR	59	NSU	43	Hot Springs, Ark.
12/21/2012	AR	80	NSU	41	Fayetteville
12/07/2013	AR	74	NSU	53	Fayetteville
11/23/2014	AR (RV)	78	NSU	30	Fayetteville
12/18/2016	AR	65	NSU	36	Fayetteville
11/09/2018	AR	98	NSU	53	Fayetteville
12/15/2019	#21 AR	99	NSU	39	Fayetteville

OHIO STATE — 1-0
Games: 1
Fayetteville: 1–0
Columbus: 0–0
Neutral: 0–0

11/19/1995	AR	86	Ohio State	80	Fayetteville

OKLAHOMA — 8-10
Games: 18
Fayetteville: 4–2
Norman: 3–7
Neutral: 1–1

12/14/1977	AR	51	OU	80	Norman
02/20/1979	AR	53	OU	65	Fayetteville
02/16/1980	AR	50	OU	57	Norman
01/03/1981	AR	68	OU	75	Norman
02/07/1982	AR	64	OU	65	Norman
12/21/1985	AR	79	#14 OU	66	Fayetteville
12/06/1986	AR	70	OU	76	Norman
12/12/1989	AR	86	OU	68	Norman
11/27/1990	#8 AR	84	OU	72	Norman
01/13/1992	AR	57	OU	55	Norman
01/20/1993	AR	63	OU	70	Fayetteville
01/25/1994	AR	79	OU	93	Norman
02/22/1995	#25 AR	69	#16 OU	64	Fayetteville
03/14/1999	AR	97	OU	93 (OT)	Fayetteville (WNIT)
12/05/2009	AR	86	#18 OU	87 (OT)	Norman
12/19/2010	AR	67	#12 OU	57	Fayetteville
11/23/2012	AR	70	#13 OU	73	Honolulu
12/21/2014	AR (RV)	71	OU	64	N. Little Rock, Ark.

OKLAHOMA CITY — 3-1
Games: 4
Fayetteville: 2–0
Oklahoma City: 0–1
Neutral: 1–0
Postseason: 1–0 (SWAIAW)

01/24/1981	AR	74	Oklahoma City	54	Fayetteville
02/05/1982	AR	48	Oklahoma City	54	Oklahoma City
03/11/1982	AR	78	Oklahoma City	67	Lubbock, Texas (SWAIAW)
12/11/1982	AR	86	Oklahoma City	57	Fayetteville

OKLAHOMA STATE — 11-10
Games: 21
Fayetteville: 9–3
Stillwater: 1–7
Neutral: 1–0

01/09/1978	AR	53	OSU	56	Stillwater
02/18/1978	AR	55	OSU	47	Fayetteville
12/05/1978	AR	50	OSU	60	Stillwater
01/22/1980	AR	53	OSU	59	Fayetteville
02/24/1981	AR	68	OSU	69	Fayetteville
02/16/1982	AR	79	OSU	70	Fayetteville
12/03/1983	AR	71	OSU	66	Fayetteville
12/01/1984	AR	73	OSU	89	Stillwater
12/09/1985	AR	90	OSU	51	Fayetteville
12/08/1986	AR	65	OSU	68	Stillwater
12/08/1990	#8 AR	61	OSU	75	Stillwater
12/03/1991	#18 AR	72	OSU	57	Fayetteville
01/05/1993	AR	47	OSU	62	Stillwater
03/01/1994	AR	90	OSU	93 (OT)	Fayetteville
01/25/1995	#21 AR	79	OSU	65	Fayetteville
02/07/1996	AR	66	#21 OSU	62	Fayetteville
12/01/2000	AR	69	OSU	61	Oklahoma City
12/19/2001	AR	81	OSU	78	Fayetteville
01/02/2003	#9 AR	58	OSU	60	Stillwater
01/04/2004	AR	75	OSU	55	Fayetteville
03/23/2009	#18 AR	61	OSU	60 (OT)	Stillwater

OLD DOMINION — 1-0
Games: 1
Fayetteville: 0–0
Norfolk: 0–0
Neutral: 1–0

11/28/2002	#17 AR	54	ODU	49	St. Thomas, U.S.V.I.

ORAL ROBERTS — 24-9
Games: 33
Fayetteville: 19–2
Tulsa: 5–7
Neutral: 0–0
Postseason: 1–1 (1–0 [WNIT], 0–1 [AAIW])

02/05/1977	AR	37	ORU	69	Tulsa
02/16/1978	AR	71	ORU	88	Fayetteville
02/03/1979	AR	46	ORU	63	Tulsa
01/19/1980	AR	66	ORU	64	Fayetteville
03/14/1981	AR	57	ORU	59	Tulsa (AIAW)
12/07/1981	AR	61	ORU	75	Tulsa
01/12/1982	AR	61	ORU	57	Fayetteville
12/10/1983	AR	65	ORU	71	Tulsa
12/17/1983	AR	84	ORU	70	Fayetteville
11/19/1984	AR	78	ORU	55	Fayetteville
12/05/1985	AR	72	ORU	78	Tulsa
02/19/1987	AR	115	ORU	66	Fayetteville
01/02/1988	AR	66	ORU	77	Tulsa
12/12/1988	AR	113	ORU	69	Fayetteville
01/30/1992	AR	88	ORU	64	Fayetteville
03/01/1993	AR	96	ORU	60	Fayetteville
02/23/1994	AR	85	ORU	51	Fayetteville
01/11/1995	AR	78	ORU	63	Tulsa
02/22/1996	AR	68	ORU	45	Fayetteville
12/02/1997	#20 AR	82	ORU	59	Tulsa
11/28/1998	#14 AR	84	ORU	56	Fayetteville
12/01/2010	AR	80	ORU	63	Fayetteville
03/20/2011	AR	78	ORU	59	Tulsa (WNIT)
12/10/2011	AR	65	ORU	37	Fayetteville
11/19/2012	AR	80	ORU	57	Tulsa
11/13/2013	AR	91	ORU	33	Fayetteville
12/10/2015	AR	65	ORU	50	Fayetteville
12/21/2016	AR	60	ORU	70	Fayetteville
11/20/2017	AR	77	ORU	66	Tulsa
11/28/2018	AR	74	ORU	61	Fayetteville
11/14/2019	#23 AR	96	ORU	64	Fayetteville
11/25/2020	#14 AR	96	ORU	49	Fayetteville
12/04/2022	AR (RV)	92	ORU	58	Fayetteville

OREGON — 3-2
Games: 5
Fayetteville: 1–0
Eugene: 0–1
Neutral: 2–1

01/06/1984	AR	65	Oregon	54	Las Vegas
12/21/2004	AR	65	Oregon	62	Fayetteville
11/25/2005	AR	59	Oregon	70	Eugene
11/25/2012	AR	79	Oregon	67	Honolulu
12/20/2022	#17 AR	78	#16 Oregon	85	San Diego

OREGON STATE — 1-2
Games: 3
Fayetteville: 0–0
Corvallis: 0–0
Neutral: 1–2

11/28/2003	AR	58	OSU	50	Los Angeles
11/28/2008	AR	56	OSU	69	Freeport, Grand Bahamas
11/28/2015	AR	47	#7 OSU	63	San Juan, PR

PACIFIC — 2-0
Games: 2
Fayetteville: 0–0
Forest Grove: 0–0
Neutral: 2–0

12/08/1996	#21 AR	93	Pacific	59	Kona, Hawai'i
11/29/2008	AR	78	Pacific	61	Freeport, Grand Bahamas

PENN STATE — 1-0
Games: 1
Fayetteville: 1–0
State College: 0–0
Neutral: 0–0

01/09/1999	AR	82	#17 PSU	78	Fayetteville

PEPPERDINE — 1-0
Games: 1
Fayetteville: 1–0
Malibu: 0–0
Neutral: 0–0

12/02/2012	AR	64	Pepperdine	39	Fayetteville

PHILLIPS — 1-1
Games: 2
Fayetteville: 1–0
Enid: 0–1
Neutral: 0–0

02/15/1980	AR	73	Phillips	77 (OT)	Enid
02/07/1981	AR	89	Phillips	66	Fayetteville

PITTSBURGH — 1-1
Games: 2
Fayetteville: 0–0
Pittsburgh: 0–0
Neutral: 2–0

11/25/1994	AR	76	Pitt	75	Las Vegas
11/24/2018	AR	54	Pitt	61	Nashville, Tenn.

PITTSBURG STATE — 3-0
Games: 3
Fayetteville: 1–0
Pittsburg: 2–0
Neutral: 0–0

12/06/1977	AR	67	PSU	52	Pittsburg
01/09/1979	AR	58	PSU	50	Fayetteville
01/05/1980	AR	60	PSU	59 (OT)	Pittsburg

PORTLAND STATE — 1-1
Games: 2
Fayetteville: 1–0
Portland: 0–1
Neutral: 0–0

11/26/2005	AR	65	PSU	67	Portland
12/01/2006	AR	97	PSU	62	Fayetteville

PRAIRIE VIEW — 2-0
Games: 2
Fayetteville: 1–0
Prairie View: 0–0
Neutral: 1–0

02/10/1979	AR	48	Prairie View	45	Houston
12/16/2018	AR	71	Prairie View	44	Fayetteville

ALL-TIME SERIES RESULTS

PRINCETON — 2-0
Games: 2
Fayetteville: 0–0
Princeton: 1–0
Neutral: 1–0
Postseason: 1–0 (NWIT)

03/21/1996	AR	83	Princeton	51	Amarillo, Texas (NWIT)
11/27/1999	AR	87	Princeton	45	Princeton

PROVIDENCE — 3-0
Games: 3
Fayetteville: 1–0
Providence: 1–0
Neutral: 1–0
Postseason: 1–0 (NWIT)

03/20/1987	AR	101	Providence	91	Amarillo, Texas (NWIT)
11/21/1997	AR	93	Providence	82	Providence
11/16/1998	#18 AR	110	Providence	59	Fayetteville

PURDUE — 0-2
Games: 2
Fayetteville: 0–0
West Lafayette: 0–1
Neutral: 0–1
Postseason: 0–1 (NCAA)

03/15/1989	AR	63	#5 Purdue	91	West Lafayette (NCAA)
11/25/2004	AR	51	Purdue	55	Corpus Christi, Texas

RICE — 23-1
Games: 24
Fayetteville: 13–0
Houston: 9–1
Neutral: 1–0
Postseason: 1–0 (WNIT)

12/01/1979	AR	53	Rice	35	Fayetteville
12/06/1979	AR	56	Rice	51	Kingsville, Texas
02/18/1983	AR	68	Rice	43	Fayetteville
01/28/1984	AR	82	Rice	51	Fayetteville
02/27/1984	AR	85	Rice	66	Houston
01/22/1985	AR	81	Rice	57	Fayetteville
02/23/1985	AR	69	Rice	52	Houston
01/18/1986	AR	64	Rice	52	Houston
02/18/1986	AR	67	Rice	55	Fayetteville
01/17/1987	AR	79	Rice	53	Fayetteville
02/14/1987	AR	88	Rice	71	Houston
01/27/1988	AR	63	Rice	60	Houston
02/27/1988	AR	79	Rice	73	Fayetteville
01/28/1989	AR	81	Rice	62	Fayetteville
02/28/1989	AR	109	Rice	73	Houston
01/30/1990	AR	78	Rice	49	Houston
03/03/1990	#19 AR	77	Rice	56	Fayetteville
01/02/1991	#14 AR	70	Rice	52	Houston
02/02/1991	#12 AR	96	Rice	74	Fayetteville
11/25/1995	#9 AR	81	Rice	68	Fayetteville
12/03/1996	#21 AR	61	Rice	77	Houston
03/17/1999	AR	76	Rice	70	Fayetteville (WNIT)
12/07/2002	#13 AR	63	Rice	50	Houston
11/24/2003	AR	65	Rice	46	Fayetteville

RICHMOND — 1-0
Games: 1
Fayetteville: 0–0
Richmond: 0–0
Neutral: 1–0

11/29/2014	AR (RV)	74	Richmond	55	Las Vegas

RUTGERS — 0-4
Games: 4
Fayetteville: 0–1
Piscataway: 0–3
Neutral: 0–0

11/30/1985	AR	63	RU	72	Piscataway
12/28/1990	#9 AR	60	#17 RU	89	Piscataway
12/07/2014	#25 AR	52	#18/20 RU	64	Fayetteville
12/06/2015	AR	40	RU	60	Piscataway

SAM HOUSTON STATE — 9-0
Games: 9
Fayetteville: 9–0
Huntsville: 0–0
Neutral: 0–0

12/22/1994	AR	84	SHSU	63	Fayetteville
11/30/1996	#20 AR	76	SHSU	51	Fayetteville
12/04/2007	AR	89	SHSU	62	Fayetteville
12/29/2009	AR	106	SHSU	78	Fayetteville
11/08/2013	AR	81	SHSU	45	Fayetteville
11/15/2015	AR	67	SHSU	47	Fayetteville
11/11/2016	AR	71	SHSU	39	Fayetteville
11/10/2017	AR	65	SHSU	54	Fayetteville
11/27/2021	AR	92	SHSU	66	Fayetteville

SAMFORD — 2-0
Games: 2
Fayetteville: 1–0
Birmingham: 0–1
Neutral: 1–0

11/12/2017	AR	84	Samford	63	Fayetteville
12/16/2023	AR	68	Samford	54	N. Little Rock, Ark.

SAN FRANCISCO — 2-0
Games: 2
Fayetteville: 0–0
San Francisco: 0–0
Neutral: 2–0
Postseason: 1–0 (NCAA)

12/04/1993	AR	62	San Francisco	44	Honolulu
03/16/1995	#15 AR	67	San Francisco	58	Seattle (NCAA)

SAVANNAH STATE — 1-0
Games: 1
Fayetteville: 1–0
Savannah: 0–0
Neutral: 0–0

11/16/2014	AR (RV)	75	SSU	46	Fayetteville

SCHOOL OF THE OZARKS — 1-0
Games: 1
Fayetteville: 1–0
Point Lookout: 0–0
Neutral: 0–0

12/11/1984	AR	85	Ozarks	58	Fayetteville

SETON HALL — 1-0
Games: 1
Fayetteville: 0–0
South Orange: 1–0
Neutral: 0–0

12/01/1985	AR	69	Seton Hall	60	South Orange

SOUTH ALABAMA — 2-0
Games: 2
Fayetteville: 1–0
Mobile: 0–0
Neutral: 1–0

11/28/1981	AR	78	USA	55	Cookeville, Tenn.
11/20/1998	#18 AR	95	USA	38	Fayetteville

SOUTH CAROLINA — 18-27
Games: 45 SEC: 15–23
Fayetteville: 10–10
Columbia: 5–13
Neutral: 3–4 SECT: 3–4

02/01/1992	AR	58	SC	51	Fayetteville
01/30/1993	AR	51	SC	76	Columbia
02/12/1994	AR	87	SC	77	Fayetteville
02/11/1995	#20 AR	63	SC	62	Columbia
03/03/1995	#16 AR	80	SC	70	Chattanooga, Tenn.
01/21/1996	#20 AR	66	SC	58	Fayetteville
01/18/1997	#13 AR	82	SC	71	Columbia
01/24/1998	AR	86	SC	67	Fayetteville
01/24/1999	AR	88	SC	80	Columbia
01/27/2000	AR	87	SC	79	Fayetteville
01/02/2001	AR	49	SC	66	Columbia
01/13/2002	AR	66	#9 SC	91	Columbia
01/27/2002	AR	74	#7 SC	46	Fayetteville
03/01/2002	AR	79	#12 SC	61	Nashville, Tenn.
01/12/2003	#11 AR	67	#13 SC	58	Fayetteville
02/16/2003	#13 AR	59	#15 SC	83	Columbia
01/18/2004	AR	66	SC	52	Columbia
01/23/2005	AR	61	SC	49	Fayetteville
01/29/2006	AR	52	SC	61	Columbia
02/08/2007	AR	69	SC	74	Fayetteville
02/03/2008	AR	50	SC	59	Columbia
02/12/2009	AR	58	SC	54	Fayetteville
02/14/2010	AR	72	SC	68	Columbia
02/06/2011	AR	62	SC	64 (OT)	Fayetteville
02/09/2012	AR	68	SC	47	Fayetteville
02/26/2012	AR	47	SC	53	Columbia
01/27/2013	AR	40	#14/18 SC	43	Fayetteville
01/02/2014	AR	51	#13/12 SC	55	Fayetteville
02/09/2014	AR	49	#6/7 SC	67	Columbia
02/19/2015	AR	56	#2/2 SC	73	Fayetteville
03/06/2015	AR	36	#3/3 SC	58	N. Little Rock, Ark.
01/03/2016	AR	32	#2/2 SC	85	Columbia
02/05/2017	AR	49	#4 SC	79	Fayetteville
01/25/2018	AR	42	#9 SC	90	Columbia
02/03/2019	AR	79	SC	87	Fayetteville
03/08/2019	AR	95	SC	89	Greenville, S.C.
01/09/2020	#21 AR	82	#4 SC	91	Columbia
02/06/2020	#25 AR	65	#1 SC	86	Fayetteville
03/07/2020	#25 AR	64	#1 SC	90	Greenville, S.C.
01/18/2021	#15 AR	82	#4 SC	104	Columbia
01/16/2022	AR	52	#1 SC	61	Fayetteville
03/04/2022	AR	54	#1 SC	76	Nashville, Tenn.
01/22/2023	AR (RV)	46	#1 SC	92	Columbia
03/03/2023	AR	66	#1 SC	93	Greenville, S.C.
02/29/2024	AR	61	#1 SC	98	Fayetteville

SOUTH CAROLINA STATE — 1-0
Games: 1
Fayetteville: 0–0
Orangeburg: 1–0
Neutral: 0–0

01/28/1993	AR	73	SC State	59	Orangeburg

SOUTH DAKOTA — 1-0
Games: 1
Fayetteville: 1–0
Vermillion: 0–0
Neutral: 0–0

11/17/2016	AR	70	SD	67	Fayetteville

SOUTH DAKOTA STATE — 0-2
Games: 2
Fayetteville: 0–1
Brookings: 0–1
Neutral: 0–0

12/04/2014	#25 AR	75	SDSU	80 (OT)	Fayetteville
11/18/2015	AR	69	SDSU	76	Brookings

SOUTH FLORIDA — 1-1
Games: 2
Fayetteville: 0–0
Tampa: 0–0
Neutral: 1–1

11/12/2011	AR	65	USF	61 (OT)	Daytona Beach, Fla.
12/21/2022	#17 AR	65	USF	66 (OT)	San Diego

SOUTHEASTERN LOUISIANA — 2-0
Games: 2
Fayetteville: 2–0
Hammond: 0–0
Neutral: 0–0

12/10/2000	AR	97	SELA	40	Fayetteville
11/13/2015	AR	97	SELA	53	Fayetteville

SOUTHEASTERN OKLAHOMA — 2-0
Games: 2
Fayetteville: 1–0
Durant: 1–0
Neutral: 0–0

11/17/1981	AR	64	SE Oklahoma	58	Fayetteville
12/17/1982	AR	71	SE Oklahoma	52	Durant

ALL-TIME SERIES RESULTS

SOUTHERN — 2-1
Games: 3
Fayetteville: 2–0
Baton Rouge: 0–0
Neutral: 1–0

02/10/1979	AR	52	Southern	63	Houston
01/23/1982	AR	85	Southern	64	Fayetteville
11/25/1986	AR	103	Southern	51	Fayetteville

SOUTHERN ILLINOIS — 0-1
Games: 1
Fayetteville: 0–0
Carbondale: 0–0
Neutral: 0–1

01/09/1981	AR	61	SIU	68	Wichita, Kan.

SOUTHERN ILLINOIS-EDWARDSVILLE — 3-0
Games: 3
Fayetteville: 2–0
Edwardsville: 1–0
Neutral: 0–0

03/10/2011	AR	78	SIUE	61	Fayetteville
03/08/2012	AR	75	SIUE	37	Edwardsville
03/14/2013	AR	63	SIUE	41	Fayetteville

SOUTHERN METHODIST — 24-5
Games: 29
Fayetteville: 10–2
Dallas: 12–3
Neutral: 2–0

12/06/1980	AR	58	SMU	69	Dallas
01/31/1981	AR	66	SMU	61	Houston
01/06/1982	AR	76	SMU	59	Fayetteville
02/15/1983	AR	60	SMU	54	Dallas
01/30/1984	AR	79	SMU	59	Fayetteville
02/11/1984	AR	66	SMU	59	Dallas
01/05/1985	AR	80	SMU	64	Dallas
02/05/1985	AR	85	SMU	56	Fayetteville
01/02/1986	AR	90	SMU	78	Fayetteville
02/01/1986	AR	79	SMU	53	Dallas
03/05/1986	AR	82	SMU	75	Dallas (SWC)
01/26/1987	AR	94	SMU	71	Fayetteville
02/28/1987	AR	93	SMU	53	Dallas
01/13/1988	AR	69	SMU	68	Dallas
02/13/1988	AR	78	SMU	85	Fayetteville
01/14/1989	AR	74	SMU	84	Fayetteville
02/15/1989	AR	87	SMU	72	Dallas
01/17/1990	AR	84	SMU	52	Dallas
02/17/1990	AR	74	SMU	60	Fayetteville
01/19/1991	#12 AR	99	SMU	61	Fayetteville
02/19/1991	#9 AR	77	SMU	66	Dallas
12/21/1993	AR	81	SMU	89	Dallas
12/03/1994	AR	85	SMU	79	Fayetteville
11/18/2005	AR	73	SMU	63	Dallas
12/13/2006	#25 AR	70	SMU	58	Dallas
11/21/2008	AR	78	SMU	69	Fayetteville
11/18/2009	AR	71	SMU	76	Dallas
12/09/2020	#13 AR	79	SMU	47	Dallas
11/22/2021	AR (RV)	65	SMU	58	Fayetteville

SOUTHERN UTAH — 2-0
Games: 2
Fayetteville: 1–0
Cedar City: 0–0
Neutral: 1–0

11/30/1990	#8 AR	104	SUU	51	Pullman, Wash.
11/29/1996	#20 AR	94	SUU	61	Fayetteville

ST. BONAVENTURE — 1-0
Games: 1
Fayetteville: 0–0
St. Bonaventure: 0–0
Neutral: 1–0

12/29/1998	AR	97	SBU	67	Missoula, Mont.

ST. JOSEPH'S — 0-1
Games: 1
Fayetteville: 0–0
Philadelphia: 0–0
Neutral: 0–1

01/03/1995	#24 AR	72	St. Joseph's	78	Miami

ST. LOUIS — 3-0
Games: 3
Fayetteville: 2–0
St. Louis: 1–0
Neutral: 0–0

12/18/1996	#23 AR	69	St. Louis	43	Fayetteville
12/30/2006	#23 AR	66	St. Louis	59	St. Louis
12/15/2007	AR	74	St. Louis	59	Fayetteville

SAINT MARY'S — 1-0
Games: 1
Fayetteville: 1–0
Moraga: 0–0
Neutral: 0–0

12/02/1994	AR	66	Saint Mary's	48	Fayetteville

STANFORD — 1-1
Games: 2
Fayetteville: 0–0
Palo Alto: 1–0
Neutral: 1–0
Postseason: 1–0 (NCAA)

03/24/1990	#22 AR	87	#2 Stanford	114	Palo Alto (NCAA)
11/13/1998	#18 AR	76	#19 Stanford	71	San Jose, Calif.

STEPHEN F. AUSTIN — 9-3
Games: 12
Fayetteville: 5–1
Nacogdoches: 2–2
Neutral: 2–0
Postseason: 2–0 [1–0 (NCAA), 1–0 (WNIT)]

12/21/1987	AR	59	SFA	93	Fayetteville
12/02/1988	AR	75	#13 SFA	93	Nacogdoches
03/22/1990	#22 AR	87	#6 SFA	82	Stanford, Calif. (NCAA)
11/24/1990	#8 AR	81	SFA	72	Fayetteville
11/24/1991	#11 AR	57	#14 SFA	83	Nacogdoches
02/13/1996	AR	81	#23 SFA	60	Fayetteville
01/28/1997	#20 AR	85	#18 SFA	76 (OT)	Nacogdoches
11/23/2002	#17 AR	78	SFA	54	Fayetteville
12/28/2003	AR	79	SFA	61	Nacogdoches
12/20/2006	#24 AR	75	SFA	54	Hot Springs, Ark.
12/06/2011	AR	61	SFA	46	Fayetteville
03/20/2023	AR	60	SFA	37	Fayetteville

STONY BROOK — 1-0
Games: 1
Fayetteville: 1–0
Stony Brook: 0–0
Neutral: 0–0

11/17/2019	AR	88	SBU	58	Fayetteville

STETSON — 2-0
Games: 2
Fayetteville: 2–0
DeLand: 0–0
Neutral: 0–0

12/31/2008	AR	85	Stetson	44	Fayetteville
11/21/2016	AR	79	Stetson	62	Fayetteville

TARLETON STATE — 1-0
Games: 1
Fayetteville: 1–0
Stephenville: 0–0
Neutral: 0–0

11/10/2021	AR	85	TSU	33	Fayetteville

TENNESSEE — 5-35
Games: 40 SEC: 5–33
Fayetteville: 3–16
Knoxville: 2–17
Neutral: 0–2 SECT: 0–1
Postseason: 0–1 (NCAA Final Four)

02/29/1992	AR	59	#2 UT	105	Knoxville
02/27/1993	AR	55	#1 UT	72	Fayetteville
01/02/1994	AR	67	#1 UT	89	Knoxville
02/07/1995	#20 AR	67	#2 UT	87	Fayetteville
01/17/1996	AR	66	#4 UT	78	Knoxville
12/29/1996	#22 AR	77	#6 UT	75	Fayetteville
01/01/1998	AR	58	#1 UT	88	Knoxville
03/27/1998	AR	58	#1 UT	86	Kansas City, Mo. (NCAA)
12/17/1998	AR	62	#2 UT	82	Fayetteville
01/10/2000	AR	69	#2 UT	79	Knoxville
01/07/2001	AR	61	#2 UT	76	Fayetteville
02/07/2002	AR	65	#3 UT	93	Knoxville
01/30/2003	#12 AR	79	#4 UT	92	Fayetteville
01/08/2004	AR	44	#5 UT	83	Knoxville
02/26/2004	AR	71	#2 UT	93	Fayetteville
01/13/2005	AR	54	#8 UT	72	Fayetteville
02/20/2005	AR	71	#6UT	84	Knoxville
02/05/2006	AR	37	#5 UT	77	Knoxville
02/22/2007	AR	68	#2 UT	75 (OT)	Fayetteville
01/24/2008	AR	55	#2 UT	98	Knoxville
01/22/2009	AR	67	#10 UT	76	Fayetteville
02/04/2010	AR	57	#5 UT	74	Knoxville
01/30/2011	AR	53	#5 UT	72	Fayetteville
01/08/2012	AR	38	#6/7 UT	69	Fayetteville
02/23/2012	AR	72	#6/7 UT	71 (OT)	Knoxville
02/24/2013	AR	54	#11 UT	60	Fayetteville
01/30/2014	AR	60	#10 UT	70	Knoxville
01/11/2015	AR	51	#5/8 UT	60	Fayetteville
01/14/2016	AR	64	#13 UT	59	Fayetteville
02/04/2016	AR	57	#23 UT	75	Knoxville
03/03/2016	AR	51	UT	68	Jacksonville, Fla.
02/19/2017	AR	46	UT	59	Knoxville
02/08/2018	AR	85	#11 UT	90	Fayetteville
01/21/2019	AR	80	UT	79	Knoxville
02/20/2020	#22 AR	83	UT	75	Fayetteville
01/07/2021	#13 AR	73	UT	88	Knoxville
01/02/2022	AR	63	#7 UT	70	Fayetteville
01/31/2022	AR	83	#7/5 UT	86 (OT)	Knoxville
02/16/2023	AR	67	UT (RV)	87	Fayetteville
02/12/2024	AR	55	(RV) UT	81	Knoxville

TENNESSEE-MARTIN — 2-0
Games: 2
Fayetteville: 2–0
Martin: 0–0
Neutral: 0–0

02/13/1981	AR	66	UT–Martin	46	Fayetteville
12/29/2019	#20 AR	96	UT–Martin	46	Fayetteville

TENNESSEE STATE — 3-0
Games: 3
Fayetteville: 1–0
Nashville: 0–0
Neutral: 2–0

11/26/1988	AR	114	Tenn. State	42	Auburn, Ala.
11/23/2010	AR	71	Tenn. State	50	Fayetteville
11/23/2018	AR	79	Tenn. State	55	Nashville, Tenn.

TENNESSEE TECH — 2-1
Games: 3
Fayetteville: 2–0
Cookeville: 0–1
Neutral: 0–0

11/27/1981	AR	75	TSU	96	Cookeville
12/20/2013	AR	79	TSU	53	Fayetteville
12/04/2018	AR	65	TSU	42	Fayetteville

TEXAS — 3-22
Games: 25
Fayetteville: 1–8
Austin: 2–8
Neutral: 0–6
Postseason: 0–1 (NCAA)

01/29/1981	AR	61	#14 Texas	110	Houston
01/29/1982	AR	53	#10 Texas	68	College Station, Texas
02/21/1983	AR	67	#3 Texas	89	Austin
03/13/1983	AR	54	#3 Texas	80	Austin (SWC)
01/16/1984	AR	63	#3 Texas	89	Austin
02/18/1984	AR	70	#1 Texas	71	Fayetteville
01/12/1985	AR	60	#3 Texas	85	Fayetteville
02/12/1985	AR	71	#1 Texas	89	Austin
03/07/1985	AR	62	#1 Texas	104	Dallas
01/07/1986	AR	44	#1 Texas	75	Fayetteville
02/08/1986	AR	57	#1 Texas	75	Fayetteville
01/06/1987	AR	56	#1 Texas	59	Fayetteville
02/03/1987	AR	65	#1 Texas	91	Austin
03/07/1987	AR	70	#1 Texas	72	Dallas
01/05/1988	AR	70	#1 Texas	89	Fayetteville
02/06/1988	AR	54	#5 Texas	84	Austin
01/07/1989	AR	67	#4 Texas	104	Austin
02/07/1989	AR	67	#11 Texas	87	Fayetteville
03/11/1989	AR	99	#6 Texas	101	Dallas

ALL-TIME SERIES RESULTS

01/24/1990	AR	75	#1 Texas	84	Fayetteville
02/23/1990	#25 AR	82	#6 Texas	77	Austin
01/08/1991	#14 AR	76	#20 Texas	61	Fayetteville
02/09/1991	#11 AR	73	#15 Texas	68	Austin
03/25/2003	#24 AR	50	#5 Texas	67	Cincinnati (NCAA)
12/20/2015	AR	50	#5/6 Texas	61	Oklahoma City

TEXAS A&I ---------- 1-0

Games: 1
Fayetteville: 0–0
Kingsville: 1–0
Neutral: 0–0

12/12/1979	AR	71	Texas A&I	54	Kingsville

TEXAS A&M ---------- 24-16

Games: 40 SEC: 2–12
Fayetteville: 12–5
College Station: 8–9
Neutral: 4–2 SECT: 2–1

01/30/1981	AR	80	TAMU	62	Houston
02/12/1982	AR	70	TAMU	60	College Station
01/19/1983	AR	75	TAMU	57	Fayetteville
03/11/1983	AR	66	TAMU	57	Austin, Texas
01/21/1984	AR	69	TAMU	63	College Station
02/06/1984	AR	83	TAMU	70	Fayetteville
03/06/1984	AR	75	TAMU	66	Fayetteville
01/02/1985	AR	81	TAMU	67	College Station
02/02/1985	AR	75	TAMU	65	Fayetteville
01/28/1986	AR	74	TAMU	65	College Station
03/01/1986	AR	75	TAMU	67	Fayetteville
01/24/1987	AR	86	TAMU	69	Fayetteville
02/25/1987	AR	63	TAMU	57	College Station
01/16/1988	AR	56	TAMU	60	College Station
02/16/1988	AR	79	TAMU	69	Fayetteville
03/10/1988	AR	58	TAMU	59	Dallas
01/17/1989	AR	91	TAMU	90	Fayetteville
02/18/1989	AR	74	TAMU	73	College Station
01/20/1990	AR	70	TAMU	64	College Station
02/20/1990	#25 AR	76	TAMU	63	Fayetteville
01/22/1991	#11 AR	90	TAMU	66	Fayetteville
02/24/1991	#9 AR	91	TAMU	68	College Station
03/19/2012	AR	59	#22/14 TAMU	61	College Station (NCAA)
01/06/2013	AR	51	#24/22 TAMU	63	Fayetteville
02/27/2014	AR	54	#17/16 TAMU	77	College Station
01/04/2015	AR	50	#5/8 TAMU	52	Fayetteville
02/12/2015	RV AR	55	#15/16 TAMU	59	College Station
01/07/2016	AR	67	#13/10 TAMU	61	Fayetteville
01/12/2017	AR	65	TAMU	90	College Station
02/22/2018	AR	60	#17 TAMU	104	Fayetteville
03/01/2018	AR	52	#15 TAMU	82	Nashville, Tenn.
03/03/2019	AR	53	#19 TAMU	66	College Station
03/09/2019	AR	58	#15 TAMU	51	Greenville, S.C.
01/02/2020	#20 AR	77	#11 TAMU	84	Fayetteville
03/06/2020	#25 AR	67	#15 TAMU	66	Greenville, S.C.
01/10/2021	#13 AR	73	#8 TAMU	74	Fayetteville
02/07/2021	#16 AR	67	#7 TAMU	69	College Station
02/03/2022	AR	64	TAMU	77	College Station
02/26/2023	AR	78	TAMU	65	Fayetteville
02/22/2024	AR	67	TAMU	73	College Station

UTA ---------- 8-0

Games: 8
Fayetteville: 4–0
Arlington: 3–0
Neutral: 1–0

12/22/1992	AR	70	UTA	43	Fayetteville
12/22/1993	AR	73	UTA	57	Arlington
11/23/1996	#19 AR	64	UTA	53	Fayetteville
11/25/2001	AR	79	UTA	48	N. Little Rock, Ark.
12/01/2010	AR	57	UTA	54	Arlington
11/16/2011	AR	57	UTA	34	Fayetteville
12/17/2017	AR	91	UTA	57	Fayetteville
11/14/2018	AR	66	UTA	65	Arlington

TCU ---------- 20-4

Games: 24
Fayetteville: 12–1
Fort Worth: 8–3
Neutral: 0–0
Postseason: 0–1 (WNIT)

01/11/1983	AR	105	TCU	44	Fayetteville
01/14/1984	AR	55	TCU	46	Fort Worth
02/22/1984	AR	83	TCU	67	Fayetteville
01/08/1985	AR	74	TCU	54	Fayetteville
02/09/1985	AR	92	TCU	69	Fort Worth
01/04/1986	AR	94	TCU	61	Fort Worth
02/04/1986	AR	109	TCU	59	Fayetteville
01/03/1987	AR	94	TCU	55	Fayetteville
01/31/1987	AR	76	TCU	53	Fort Worth
01/09/1988	AR	87	TCU	75	Fayetteville
02/09/1988	AR	69	TCU	73	Fort Worth
01/10/1989	AR	83	TCU	69	Fort Worth
02/11/1989	AR	77	TCU	70	Fayetteville
01/13/1990	AR	86	TCU	65	Fayetteville
02/13/1990	AR	85	TCU	65	Fort Worth
01/16/1991	#12 AR	95	TCU	62	Fort Worth
02/16/1991	#9 AR	82	TCU	46	Fayetteville
02/01/1995	#23 AR	105	TCU	64	Fayetteville
12/21/1995	#8 AR	83	TCU	52	Fort Worth
12/30/2000	AR	81	TCU	65	Fayetteville
12/29/2001	AR	58	TCU	60	Fort Worth
11/25/2002	#17 AR	76	TCU	66	Fayetteville
12/06/2003	AR	62	#21 TCU	67 (OT)	Fort Worth
03/28/2019	AR	78	TCU	82	Fayetteville (WNIT)

UTEP ---------- 2-1

Games: 3
Fayetteville: 1–0
El Paso: 1–1
Neutral: 0–0

11/25/1989	AR	87	UTEP	61	Fayetteville
11/27/2010	AR	59	UTEP	56	El Paso
11/24/2017	AR	61	UTEP	64	El Paso

TEXAS-PAN AMERICAN (UTRGV) ---------- 2-0

Games: 2
Fayetteville: 2–0
Edinburg: 0–0
Neutral: 0–0

02/15/1994	AR	94	Texas–PA	59	Fayetteville
12/18/2005	AR	74	Texas–PA	44	Fayetteville

UTSA ---------- 3-1

Games: 4
Fayetteville: 1–0
San Antonio: 1–0
Neutral: 1–1

12/12/1987	AR	84	UTSA	73	Fayetteville
12/03/1988	AR	75	UTSA	57	Nacogdoches, Texas
01/09/1989	AR	97	UTSA	77	San Antonio
12/20/2009	AR	55	UTSA	71	Las Vegas

TEXAS SOUTHERN ---------- 5-1

Games: 6
Fayetteville: 5–0
Houston: 0–0
Neutral: 0–1

12/08/1979	AR	47	TSU	70	Kingsville, Texas
02/19/1982	AR	65	TSU	56	Fayetteville
11/27/1995	#9 AR	98	TSU	35	Fayetteville
12/03/2006	AR	90	TSU	50	Fayetteville
12/21/2011	AR	86	TSU	41	Fayetteville
11/29/2012	AR	72	TSU	50	Fayetteville

TEXAS TECH ---------- 19-9

Games: 28
Fayetteville: 12–0
Lubbock: 4–5
Neutral: 3–4
Postseason: 1–1 (1–0 [WNIT], 0–1 [AIAW])

03/06/1980	AR	46	Texas Tech	74	Baton Rouge, La. (AIAW)
01/27/1982	AR	70	Texas Tech	55	College Station, Texas
02/24/1983	AR	74	Texas Tech	67	Fayetteville
01/19/1984	AR	64	Texas Tech	61	Fayetteville
02/13/1984	AR	62	Texas Tech	71	Lubbock
03/08/1984	AR	43	Texas Tech	56	Houston
01/15/1985	AR	74	#16 Texas Tech	78	Lubbock
02/16/1985	AR	65	#16 Texas Tech	55	Fayetteville
01/11/1986	AR	62	#24 Texas Tech	60	Fayetteville
02/11/1986	AR	60	Texas Tech	73	Lubbock
03/06/1986	AR	48	Texas Tech	58	Dallas
01/10/1987	AR	53	Texas Tech	51	Lubbock
02/07/1987	AR	69	Texas Tech	65 (OT)	Fayetteville
02/02/1988	AR	80	Texas Tech	67	Fayetteville
03/05/1988	AR	70	Texas Tech	82	Lubbock
01/03/1989	AR	75	Texas Tech	64	Fayetteville
02/04/1989	AR	74	Texas Tech	65	Lubbock
03/09/1989	AR	79	Texas Tech	72	Dallas
01/06/1990	AR	76	Texas Tech	74 (OT)	Lubbock
02/06/1990	AR	62	Texas Tech	55	Fayetteville
03/08/1990	#19 AR	60	Texas Tech	69	Dallas
01/12/1991	#14 AR	64	Texas Tech	62	Lubbock
02/12/1991	#9 AR	82	Texas Tech	70	Fayetteville
03/09/1991	#8 AR	60	Texas Tech	51	Dallas
01/05/2008	#25 AR	80	Texas Tech	57	Fayetteville
01/03/2009	AR	60	Texas Tech	75	Lubbock
12/03/2016	AR	66	Texas Tech	60	Fayetteville
03/24/2023	AR	71	Texas Tech	66	Fayetteville (WNIT)

TEXAS WOMAN'S ---------- 0-1

Games: 1
Fayetteville: 0–0
Denton: 0–0
Neutral: 0–1

02/09/1980	AR	58	TWU	67	Denton

TROY ---------- 1-0

Games: 1
Fayetteville: 1–0
Troy: 0–0
Neutral: 0–0

12/1/2022	AR (RV)	87	Troy	70	Fayetteville

TULANE ---------- 3-1

Games: 4
Fayetteville: 1–1
New Orleans: 1–0
Neutral: 1–0
Postseason: 0–1 (WNIT)

01/12/1980	AR	66	Tulane	65	New Orleans
01/19/1994	AR	71	Tulane	59	Fayetteville
12/28/1994	#24 AR	83	Tulane	79	Kenner, La.
03/24/2013	AR	48	Tulane	60	Fayetteville (WNIT)

TULSA ---------- 24-4

Games: 28
Fayetteville: 11–2
Tulsa: 13–2
Neutral: 0–0
Postseason: 0–1 (WBIT)

01/15/1977	AR	47	Tulsa	55	Tulsa
02/26/1977	AR	59	Tulsa	48	Fayetteville
11/22/1977	AR	68	Tulsa	50	Tulsa
01/26/1978	AR	69	Tulsa	49	Fayetteville
11/21/1978	AR	79	Tulsa	76 (OT)	Tulsa
01/16/1979	AR	66	Tulsa	47	Fayetteville
02/03/1981	AR	88	Tulsa	67	Fayetteville
11/23/1981	AR	76	Tulsa	60	Tulsa
01/17/1985	AR	88	Tulsa	54	Fayetteville
02/22/1986	AR	62	Tulsa	49	Tulsa
12/30/1999	AR	80	Tulsa	62	Tulsa
01/05/2001	AR	101	Tulsa	60	Fayetteville
12/05/2001	AR	55	Tulsa	52	Tulsa
12/09/2002	#13 AR	66	Tulsa	49	Fayetteville
12/09/2003	AR	64	Tulsa	43	Tulsa
12/01/2005	AR	64	Tulsa	66	Fayetteville
12/16/2006	#25 AR	78	Tulsa	67	Tulsa
11/20/2007	AR	69	Tulsa	52	Fayetteville
11/15/2012	AR	64	Tulsa	56 (OT)	Tulsa
12/10/2013	AR	81	Tulsa	43	Fayetteville
12/14/2014	AR (RV)	64	Tulsa	53	Tulsa
11/23/2015	AR	67	Tulsa	74	Fayetteville
11/30/2016	AR	57	Tulsa	50	Tulsa
12/10/2017	AR	67	Tulsa	41	Tulsa
12/20/2018	AR	61	Tulsa	59	Tulsa
12/11/2019	#21 AR	91	Tulsa	41	Fayetteville
11/14/2022	AR (RV)	79	Tulsa	70	Fayetteville
03/21/2024	AR	62	Tulsa	80	Tulsa

UTAH ---------- 2-2

Games: 4
Fayetteville: 1–0
Salt Lake City: 1–0
Neutral: 0–2
Postseason: 0–1 (NCAA)

12/21/1997	#24 AR	64	Utah	73	Fort Worth, Texas
12/04/2010	AR	65	Utah	54	Salt Lake City
12/20/2011	AR	57	Utah	56	Fayetteville
03/18/2022	AR	69	Utah	92	Austin, Texas (NCAA)

ALL-TIME SERIES RESULTS

VALPARAISO ---------- 1-0
Games: 1
Fayetteville: 0–0
Valparaiso: 1–0
Neutral: 0–0

12/28/1997	#25 AR	77	Valpo	69 (OT)	Valparaiso

VANDERBILT ---------- 12-28
Games: 40 SEC: 11–27
Fayetteville: 9–9
Nashville: 2–16
Neutral: 1–3 SECT: 1–3

02/08/1992	AR	75	#13 VU	79	Nashville
02/06/1993	AR	59	#6 VU	80	Fayetteville
02/20/1994	#18 AR	58	#14 VU	67	Nashville
02/19/1995	AR	73	#8 VU	71 (OT)	Fayetteville
01/14/1996	#14 AR	60	#2 VU	65	Fayetteville
01/12/1997	#8 AR	68	#10 VU	77	Nashville
01/18/1998	AR	80	#6 VU	85 (OT)	Fayetteville
01/17/1999	AR	57	VU	73	Nashville
01/23/2000	AR	61	VU	52	Fayetteville
01/21/2001	AR	68	#15 VU	64	Nashville
01/31/2002	AR	67	#8 VU	57	Fayetteville
03/02/2002	AR	78	#6 VU	81	Nashville (SEC)
01/23/2003	#8 AR	59	#18 VU	76	Nashville
01/29/2004	AR	69	#24 VU	74	Fayetteville
02/17/2005	AR	43	#22 VU	78	Nashville
03/04/2005	AR	60	VU	79	Nashville (SEC)
01/08/2006	AR	52	#20 VU	51 (OT)	Fayetteville
02/09/2006	AR	59	#22 VU	64	Nashville
01/04/2007	#20 AR	61	#11 VU	98	Nashville
01/28/2007	AR	34	#15 VU	61	Fayetteville
02/21/2008	AR	50	#25 VU	63	Fayetteville
01/29/2009	AR	61	#20 VU	72 (OT)	Nashville
01/31/2010	AR	61	VU	67	Fayetteville
03/04/2010	AR	64	VU	65 (OT)	Duluth, Ga.
01/20/2011	#23 AR	54	VU	65	Nashville
01/19/2012	AR	69	#25 VU	47	Fayetteville
01/13/2013	AR	58	VU	78	Nashville
02/20/2014	AR	50	RV/25 VU	56	Fayetteville
01/22/2015	AR	53	VU	55	Nashville
02/08/2016	AR	57	VU	56	Fayetteville
01/19/2017	AR	59	VU	56	Fayetteville
02/23/2017	AR	64	VU	66	Nashville
02/25/2018	AR	73	VU	78	Nashville
02/28/2018	AR	88	VU	76	Nashville (SEC)
01/13/2019	AR	83	VU	62	Fayetteville
01/19/2020	#23 AR	100	VU	66	Nashville
01/06/2022	AR	51	VU	54	Nashville
01/16/2023	AR (RV)	84	VU	81	Fayetteville
02/09/2023	AR	70	VU	78	Nashville
02/25/2024	AR	53	VU	62	Fayetteville

VCU ---------- 1-0
Games: 1
Fayetteville: 0–0
Richmond: 0–0
Neutral: 1–0

12/21/2009	AR	68	VCU	58	Las Vegas

WASHINGTON ---------- 1-1
Games: 2
Fayetteville: 0–0
Seattle: 0–1
Neutral: 0–0

02/28/1982	AR	75	UW	70 (OT)	Anchorage, Ala.
03/18/1995	#15 AR	50	#14 UW	54	Seattle

WASHINGTON STATE ---------- 2-0
Games: 2
Fayetteville: 1–0
Pullman: 1–0
Neutral: 0–0

12/01/1990	#8 AR	68	WSU	48	Pullman
12/31/1992	AR	84	WSU	62	Fayetteville

WAYLAND BAPTIST ---------- 0-1
Games: 1
Fayetteville: 0–0
Plainview: 0–0
Neutral: 0–1
Postseason: 0–1 (AIAW)

03/12/1982	AR	57	Wayland Bap	61	Lubbock, Texas (AIAW)

WEST VIRGINIA ---------- 0-1
Games: 1
Fayetteville: 0–0
Morgantown: 0–1
Neutral: 0–0

01/26/1992	AR	60	West Virginia	81	Morgantown

WESTERN ILLINOIS ---------- 2-0
Games: 2
Fayetteville: 2–0
Macomb: 0–0
Neutral: 0–0

12/22/1996	#23 AR	100	WIU	49	Fayetteville
12/29/2008	AR	70	WIU	53	Fayetteville

WESTERN KENTUCKY ---------- 4-2
Games: 6
Fayetteville: 2–0
Bowling Green: 1–2
Neutral: 1–0

11/29/1986	AR	76	WKU	86	Bowling Green
12/28/2002	#10 AR	71	WKU	61	Fayetteville
12/03/2003	AR	67	WKU	65	Bowling Green
11/28/2004	AR	83	WKU	79	Fayetteville
12/06/2005	AR	73	WKU	87	Bowling Green
11/27/2009	AR	69	WKU	51	Cancun, Mexico

WESTERN MICHIGAN ---------- 2-0
Games: 2
Fayetteville: 2–0
Kalamazoo: 0–0
Neutral: 0–0

12/09/2001	AR	73	WMU	69 (OT)	Fayetteville
11/24/2013	AR (RV)	61	WMU	46	Fayetteville

WICHITA STATE ---------- 7-1
Games: 8
Fayetteville: 5–0
Wichita: 2–1
Neutral: 0–0
Postseason: 1–0 (WNIT)

01/08/1981	AR	47	Wichita State	68	Wichita
02/20/1982	AR	82	Wichita State	72	Fayetteville
12/02/1995	#9 AR	70	Wichita State	67	Wichita
11/26/1997	#24 AR	73	Wichita State	53	Fayetteville
03/15/2000	AR	83	Wichita State	63	Fayetteville (WNIT)
11/21/2003	AR	81	Wichita State	72	Wichita
12/03/2004	AR	78	Wichita State	55	Fayetteville
11/20/2006	AR	80	Wichita State	70	Fayetteville

WISCONSIN ---------- 4-0
Games: 4
Fayetteville: 1–0
Madison: 0–0
Neutral: 3–0
Postseason: 1–0 (WNIT)

03/23/1999	AR	67	Wisconsin	64	Fayetteville (WNIT)
11/25/2018	AR	69	Wisconsin	68	Nashville, Tenn.
11/30/2019	#25 AR	68	Wisconsin	64	Nassau, Bahamas
11/24/2023	AR	65	Wisconsin	62	Fort Myers, Fla.

WOFFORD ---------- 1-0
Games: 1
Fayetteville: 1–1
Spartanburg: 0–0
Neutral: 0–0

02/10/1997	#21AR	76	Wofford	39	Fayetteville

WRIGHT STATE ---------- 0-1
Games: 1
Fayetteville: 0–0
Dayton: 0–0
Neutral: 0–1

03/22/2021	#15 AR	62	Wright State	66	San Antonio

SCHEDULE NOTES

SIMMONS BANK/VERIZON/ALLTEL ARENA

Arkansas women's basketball games played in Simmons Bank/Verizon/Alltel Arena (opened October 1999):

Date	Opponent	Result	UA/Opp Ranking
Dec. 19, 1999	Memphis	L, 88–82	–/–
Dec. 21, 2000	Harvard	W, 87–48	–/–
Nov. 25, 2001	Texas–Arlington	W, 79–48	–/–
Jan. 6, 2003	Louisiana–Lafayette	W, 75–57	11/–
March 6, 2003	Alabama *	W, 53–48	23/–
March 7, 2003	LSU*	L, 78–72	23/6
Dec. 16, 2004	Louisiana–Lafayette	W, 82–68	–/–
March 2, 2006	Ole Miss*	L, 94–64	–/–
March 5, 2009	Ole Miss*	L, 65–60	–/–
Dec. 21, 2014	Oklahoma (SEC/Big 12)	W, 71–64	RV/RV
March 5, 2015	Ole Miss*	W, 71–61	–/–
March 6, 2015	South Carolina*	L, 36–58	–/3
Dec. 21, 2019	Little Rock	W, 86–53	21/–
Dec. 18, 2021	Central Arkansas	W, 82–44	RV/–
Dec. 16, 2023	Samford	W, 68–54	–/–

Arkansas owns a 10–5 record in games played in Simmons Bank/Verizon/Alltel Arena.
Arkansas owns a 2–4 record in SEC Tournament games played in Verizon/Alltel Arena.

* SEC Tournament game

STATE OF ARKANSAS - NOT IN FAYETTEVILLE

Date	Opponent	Result	UA/Opp Rk	Location
Nov. 19, 1976	North Arkansas CC	L, 70–67	–/–	West Fork
Nov. 18, 1977	Arkansas St. - Beebe	W, 62–58	–/–	West Fork
Nov. 19, 1977	Eastern Oklahoma	L, 98–90	–/–	West Fork
Dec. 3, 1981	Centenary	W, 78–55	–/–	Camden
Dec. 19, 1981	Arkansas College	W, 57–39	–/–	Wynne
Dec. 19, 1983	Northwestern State	W, 75–73	–/–	Little Rock
Dec. 16, 1984	Grambling	W, 96–57	–/–	Little Rock
Dec. 9, 1987	Mississippi	L, 88–72	–/8	Pine Bluff
Dec. 19, 1999	Memphis	L, 88–82	–/–	North Little Rock
Dec. 21, 2000	Harvard	W, 87–48	–/–	North Little Rock
Nov. 25, 2001	Texas–Arlington	W, 79–48	–/–	North Little Rock
Jan. 6, 2003	Louisiana–Lafayette	W, 75–57	11/–	North Little Rock
March 6, 2003	Alabama*	W, 53–48	23/–	North Little Rock
March 7, 2003	LSU*	L, 78–72	23/6	North Little Rock
Dec. 18, 2003	Northwestern State	W, 78–64	–/–	Hot Springs
Dec. 16, 2004	Louisiana–Lafayette	W, 82–68	–/–	North Little Rock
Dec. 15, 2005	Nicholls State	W, 75–40	–/–	Hot Springs
March 2, 2006	Ole Miss*	L, 94–64	–/–	North Little Rock
Dec. 20, 2006	Stephen F. Austin	W, 75–54	24/–	Hot Springs
Dec. 13, 2007	Northwestern State	W, 59–43	–/–	Hot Springs
March 5, 2009	Ole Miss*	L, 65–60	–/–	North Little Rock
Nov. 15, 2009	Alcorn State	W, 87–78	–/–	Hot Springs
Dec. 21, 2014	Oklahoma (SEC/Big 12)	W, 71–64	RV/RV	North Little Rock
March 5, 2015	Ole Miss*	W, 71–61	–/–	North Little Rock
March 6, 2015	South Carolina*	L, 36–58	–/3	North Little Rock
Dec. 21, 2019	Little Rock	W, 86–53	21/–	North Little Rock
Dec. 18, 2021	Central Arkansas	W, 82–44	RV/–	North Little Rock

* SEC Tournament game

Arkansas owns a 19–8 record in games played in the state of Arkansas, including 1–2 in West Fork, 1–0 in Camden, 1–0 in Wynne, 11–5 in Little Rock, 5–0 in Hot Springs and 0–1 in Pine Bluff.

Arkansas has played in four SEC Tournaments in Little Rock, with a 2–4 record in those games.

WE BACK PAT

Arkansas is 5–2 in We Back Pat Games hosted at Bud Walton Arena. These games are often played in late January, early February to honor legendary coach Pat Summit, who passed away in 2016.

2018	at Missouri	L, 88–54
2019	at Florida	W, 83–73
2020	Florida	W, 79–57
2021	Florida	W, 84–80
2022	Mississippi State	W, 74–54
2023	Alabama	L, 69–66
2024	Kentucky	W, 88–61

ELEMENTARY DAY

Arkansas is 12–1 all–time in Elementary Day Games.
The Razorbacks are 12–0 at home and 0–1 on the road (Northwestern, 2009) in those types of contests.

Dec. 7, 2009	at Northwestern	L, 67–55
Nov. 12, 2010	Florida A&M	W, 71–62
Nov. 16, 2011	UTA	W, 57–34
Nov. 9, 2012	Jackson State	W, 97–58
Nov. 8, 2013	Sam Houston State	W, 81–45
Nov. 14, 2014	Nicholls	W, 63–52
Nov. 13, 2015	SE Louisiana	W, 97–53
Nov. 11, 2016	Sam Houston State	W, 71–39
Nov. 10, 2017	Sam Houston State	W, 65–54
Nov. 9, 2018	Northwestern State	W, 98–53
Nov. 8, 2019	New Orleans	W, 82–52
Nov. 11, 2022	Central Arkansas	W, 72–34
Nov. 10, 2023	Murray State	W, 82–79

PINK GAMES

Arkansas is 15–20 in Pink Games: 10–7 in home Pink Games and 5–13 road Pink Games.

2008	Vanderbilt	L, 63–50	@Florida	L, 73–75
2009	Ole Miss	W, 70–59	@Florida	W, 83–74
2010	Alabama	L, 58–69	@LSU	L, 53–70
2011	LSU	W, 42–40	@Ole Miss	W, 56–53
2012	LSU	L, 42–50	@Auburn	W, 51–48
2013	Missouri	W, 61–40	@Georgia	L, 34–66
2014	Alabama	W, 75–55	@South Carolina	L, 49–67
2015	LSU	W, 63–41	@Auburn	W, 54–36
2016	Alabama	W, 69–67	@Missouri	L, 69–48
			@Kentucky	L, 77–63
2017	Kentucky	L, 69–62	@Missouri	L, 67–56
2018	LSU	L, 62–57		
2019	Auburn	L, 75–72	@Kentucky	L, 61–59
2020	Kentucky	W, 103–85	@Florida	L, 83–80
2021	Ole Miss	W, 74–64	@Texas A&M	L, 69–67
2022	Kentucky	L, 78–55	@Missouri	W, 88–71
			@Florida	L, 76–67
2023	Missouri	W, 61–33	@Georgia	L, 71–48
2024	Auburn	W, 74–72	@Tennessee	L, 81–55

ACC/SEC CHALLENGE

Arkansas is 1–0 in the ACC/SEC Challenge, which began for men's and women's basketball programs during the 2023–24 season. These games are broadcast on ESPN, ESPN2, ESPNU, ACC Network and SEC Network. Arkansas' inaugural opponent was No. 15 Florida State, in which the Hogs went to Tallahassee to upset, 71–58.

2023	#15 Florida State	W, 71–58	Tallahassee, Fla.

SEC/BIG 12 CHALLENGE

Arkansas is 3–3 in the SEC/Big 12 Challenge game that began in the 2014–15 season. The event expanded from four teams who played at the SEC and Big 12 Conference Tournament sites the first two seasons to include the Big 12's full membership versus 10 SEC teams beginning in December 2016. The inaugural challenge was held in 2014 in Little Rock, Arkansas, and featured a top 5 matchup with No. 3 Texas squaring off against No. 4 Texas A&M. Oklahoma and Arkansas, who were both receiving votes in the Associated Press Poll, played in the second game. The conferences split the Challenge with the two games decided by a total of nine points.

2014	Oklahoma	W, 71–64	North Little Rock
2015	#5 Texas	L, 61–50	Oklahoma City
2016	Texas Tech	W, 66–60	Fayetteville
2017	at Kansas	L, 71–60	Lawrence
2018	at Iowa State	L, 91–82	Ames
2019	Kansas State	W, 81–72	Fayetteville

SEC OPENING GAME NOTE

Arkansas is 5–28 in SEC openers (home or away) since joining the league for the 1991–92 season. This game indicates the first SEC game of the year.

Arkansas is 4–10 when they open at home and 1–18 when their first SEC game is on the road.

Arkansas has opened with Tennessee seven times, including a stretch of four in a row in 1997, 1998, 1999 and 2000. In SEC openers, the Razorbacks have faced Ole Miss six times, South Carolina five times, LSU three times, Alabama, Florida, Georgia, Kentucky and Mississippi State twice and Auburn, Texas A&M and Vanderbilt once each.

SEC OPENING GAMES

Open at Home

Win: Ole Miss (2x), Tennessee, South Carolina
Loss: Alabama, Florida, LSU (3x), Mississippi State, South Carolina, Tennessee (2x), Texas A&M

Open on the Road

Win: Mississippi State (2006)
Loss: Alabama, Auburn, Florida, Georgia (2x), Kentucky (2x), Ole Miss (4x), South Carolina (2x), Tennessee (4x), Vanderbilt

Arkansas has not faced Missouri in an SEC opener

HOME SEC OPENERS

Jan. 2, 1993	Ole Miss	W	73–72
Jan. 4, 1996	#19 Alabama	L (OT)	92–85
Dec. 29, 1996	#6 Tennessee	W	77–75
Dec. 17, 1998	#2 Tennessee	L	82–62
Jan. 12, 2003	#13 South Carolina	W	67–58
Jan. 10, 2008	#11 LSU	L	76–54
Jan. 8, 2009	LSU	L	62–42
Jan. 3, 2010	Florida	L	59–53
Jan. 2, 2014	#13 South Carolina	L	55–51
Dec. 31, 2017	Ole Miss	W	73–72
Jan. 3, 2019	Mississippi State	L	93–69
Jan. 2, 2020	#11 Texas A&M	L	84–77
Jan. 2, 2022	#7/9 Tennessee	L	70–63
Dec. 29, 2022	#9/9 LSU	L	69–45

ROAD SEC OPENERS

Jan. 4, 1992	Ole Miss	L	66–65
Jan. 2, 1994	#1 Tennessee	L	89–67
Dec. 6, 1994	#6 Alabama	L	93–79
Jan. 1, 1998	#1 Tennessee	L	88–58
Jan. 10, 2000	#2 Tennessee	L	79–69
Jan. 2, 2001	South Carolina	L	66–49
Jan. 6, 2002	Ole Miss	L	81–46
Jan. 8, 2004	#5 Tennessee	L	83–44
Dec. 30, 2004	#16 Georgia	L	78–57
Jan. 5, 2006	Mississippi State	W	66–45
Jan. 4, 2007	#11 Vanderbilt	L	98–61
Jan. 2, 2011	Florida	L	64–53
Jan. 1, 2012	#17 Georgia	L	67–57
Jan. 3, 2013	Auburn	L	50–47
Jan. 2, 2015	Ole Miss	L	71–57
Jan. 3, 2016	#2 South Carolina	L	85–32
Jan. 1, 2017	Ole Miss	L	73–64
Dec. 31, 2020	#13 Kentucky	L	75–64
Jan. 4, 2024	Kentucky	L	73–63

SEC STANDINGS

2023-24

	SEC ONLY			OVERALL		
	W	L	PCT	W	L	PCT
S. Carolina	16	0	1.000	38	0	1.000
LSU	13	3	.813	31	6	.813
Ole Miss	12	4	.750	24	9	.727
Alabama	10	6	.625	24	10	.706
Tennessee	10	6	.625	20	13	.606
Vanderbilt	9	7	.563	23	10	.697
Auburn	8	8	.500	20	12	.625
Miss. State	8	8	.500	23	12	.657
Texas A&M	6	10	.375	19	13	.594
ARKANSAS	6	10	.375	18	15	.545
Florida	5	11	.313	16	16	.500
Kentucky	4	12	.250	12	20	.375
Georgia	3	13	.188	12	18	.400
Missouri	2	14	.125	11	19	.367

2022-23

	SEC ONLY			OVERALL		
	W	L	PCT	W	L	PCT
S. Carolina	16	0	1.000	36	1	.973
LSU	15	1	.938	34	2	.944
Tennessee	13	3	.810	25	12	.676
Ole Miss	11	5	.688	25	9	.735
Miss. State	9	7	.563	2	11	.667
Alabama	9	7	.563	20	11	.645
Georgia	9	7	.563	22	12	.647
ARKANSAS	7	9	.438	24	13	.649
Missouri	6	10	.375	18	14	.563
Auburn	5	11	.312	16	15	.516
Florida	5	11	.312	19	15	.559
Vanderbilt	3	13	.188	12	19	.387
Texas A&M	2	14	.125	9	20	.310
Kentucky	2	14	.125	12	19	.387

2021-22

	SEC ONLY			OVERALL		
	W	L	PCT	W	L	PCT
S. Carolina	15	1	.938	35	2	.946
LSU	13	3	.813	26	6	.813
Tennessee	11	5	.688	25	9	.735
Ole Miss	10	6	.625	23	9	.719
Florida	10	6	.625	21	11	.656
Georgia	9	7	.563	21	10	.677
Kentucky	8	8	.500	19	12	.613
ARKANSAS	7	9	.438	18	14	.563
Missouri	7	9	.438	18	13	.581
Miss. State	6	10	.375	15	14	.517
Alabama	6	10	.375	20	14	.588
Texas A&M	4	12	.250	14	15	.483
Vanderbilt	4	12	.250	16	19	.457
Auburn	2	14	.125	10	18	.357

2020-21

	SEC ONLY			OVERALL		
	W	L	PCT	W	L	PCT
Texas A&M	13	1	.929	25	3	.893
S. Carolina	14	2	.875	26	5	.838
Tennessee	9	4	.692	17	8	.680
Georgia	10	5	.667	21	7	.750
Kentucky	9	5	.643	18	9	.667
ARKANSAS	9	6	.600	19	9	.679
Alabama	8	8	.500	17	10	.629
LSU	6	8	.429	9	13	.409
Miss. State	5	7	.417	10	9	.526
Missouri	5	9	.357	9	13	.409
Ole Miss	4	10	.286	15	12	.556
Florida	3	11	.214	12	14	.462
Auburn	0	15	.000	5	19	.208
Vanderbilt*	0	3	.000	4	4	.500

2019-20

	SEC ONLY			OVERALL		
	W	L	PCT	W	L	PCT
S. Carolina	16	0	1.000	32	1	.970
Miss. State	13	3	.813	27	6	.818
Kentucky	10	6	.625	22	8	.733
Texas A&M	10	6	.625	22	8	.733
ARKANSAS	10	6	.625	24	8	.750
Tennessee	10	6	.625	21	10	.677
LSU	9	7	.563	20	10	.667
Alabama	8	8	.500	18	12	.600
Georgia	7	9	.438	17	14	.548
Florida	6	10	.375	15	15	.500
Missouri	5	11	.313	9	22	.290
Vanderbilt	4	12	.250	14	16	.467
Auburn	4	12	.250	11	18	.379
Ole Miss	0	16	.000	7	23	.233

2018-19

	SEC ONLY			OVERALL		
	W	L	PCT	W	L	PCT
Miss. State	15	1	.938	33	3	.917
S. Carolina	13	3	.813	23	10	.697
Texas A&M	12	4	.750	26	8	.765
Kentucky	11	5	.688	25	8	.758
Missouri	10	6	.625	24	11	.686
Auburn	9	7	.563	22	10	.688
Georgia	9	7	.563	18	12	.600
Tennessee	7	9	.438	19	13	.594
LSU	7	9	.438	16	13	.552
ARKANSAS	6	10	.375	22	15	.595
Alabama	5	11	.313	14	17	.452
Ole Miss	3	13	.188	9	22	.290
Florida	3	13	.188	8	23	.258
Vanderbilt	2	14	.125	7	23	.233

2017-18

	SEC ONLY			OVERALL		
	W	L	PCT	W	L	PCT
Miss. State	16	0	1.000	37	2	.949
S. Carolina	12	4	.750	29	7	.806
Georgia	12	4	.750	26	7	.788
Tennessee	11	5	.688	25	8	.758
Missouri	11	5	.688	24	8	.750
Texas A&M	11	5	.688	26	10	.722
LSU	11	5	.688	19	10	.655
Alabama	7	9	.438	20	14	.588
Kentucky	6	10	.375	15	17	.469
Auburn	5	11	.313	14	15	.483
ARKANSAS	3	13	.188	13	18	.419
Florida	3	13	.188	11	19	.367
Vanderbilt	3	13	.188	7	24	.226
Ole Miss	1	15	.063	12	19	.387

2016-17

	SEC ONLY			OVERALL		
	W	L	PCT	W	L	PCT
S. Carolina	14	2	.875	33	4	.892
Miss. State	13	3	.813	34	5	.872
Missouri	11	5	.688	22	11	.667
Kentucky	11	5	.688	22	11	.667
Tennessee	10	6	.625	20	12	.625
Texas A&M	9	7	.563	22	12	.647
LSU	8	8	.500	20	12	.625
Georgia	7	9	.438	16	15	.516
Auburn	7	9	.438	17	15	.531
Ole Miss	6	10	.375	17	14	.548
Florida	5	11	.313	15	16	.484
Alabama	5	11	.313	22	14	.611
Vanderbilt	4	12	.250	14	16	.467
ARKANSAS	2	14	.125	13	17	.433

2015-16

	SEC ONLY			OVERALL		
	W	L	PCT	W	L	PCT
S. Carolina	16	0	1.000	33	2	.943
Miss. State	11	5	.688	28	8	.778
Texas A&M	11	5	.688	22	10	.688
Kentucky	10	6	.625	25	8	.758
Florida	10	6	.625	22	9	.710
Georgia	9	7	.563	21	10	.677
Missouri	8	8	.500	22	10	.688
Tennessee	8	8	.500	22	14	.611
Auburn	8	8	.500	20	13	.606
ARKANSAS	7	9	.438	12	18	.400
Vanderbilt	5	11	.313	18	14	.563
Alabama	4	12	.250	15	16	.484
LSU	3	13	.188	10	21	.323
Ole Miss	2	14	.125	10	20	.333

2014-15

	SEC ONLY			OVERALL		
	W	L	PCT	W	L	PCT
S. Carolina	15	1	.937	34	3	.919
Tennessee	15	1	.937	30	6	.833
Miss. State	11	5	.687	27	7	.794
LSU	10	6	.625	17	14	.548
Texas A&M	10	6	.625	23	10	.696
Kentucky	10	6	.625	24	10	.705
Missouri	7	9	.437	19	14	.575
Ole Miss	7	9	.437	19	14	.575
ARKANSAS	6	10	.375	18	14	.562
Georgia	6	10	.375	19	12	.612
Vanderbilt	5	11	.312	15	16	.483
Florida	5	11	.312	13	17	.433
Auburn	3	13	.187	13	18	.419
Alabama	2	14	.125	13	19	.406

2013-14

	SEC ONLY			OVERALL		
	W	L	PCT	W	L	PCT
S. Carolina	14	2	.875	29	5	.852
Tennessee	13	3	.812	29	6	.828
Texas A&M	13	3	.812	27	9	.750
Kentucky	10	6	.625	26	9	.742
Florida	8	8	.500	20	13	.606
Auburn	7	9	.437	19	15	.558
Alabama	7	9	.437	14	16	.466
Vanderbilt	7	9	.437	18	13	.580
Georgia	7	9	.437	20	12	.625
LSU	7	9	.437	21	13	.617
ARKANSAS	6	10	.375	19	11	.633
Missouri	6	10	.375	17	14	.548
Miss. State	5	11	.312	22	14	.611
Ole Miss	2	14	.125	12	20	.375

2012-13

	SEC ONLY			OVERALL		
	W	L	PCT	W	L	PCT
Tennessee	14	2	.875	27	8	.771
Kentucky	13	3	.813	30	6	.833
Georgia	12	4	.750	28	7	.800
Texas A&M	11	5	.688	25	10	.714
S. Carolina	11	5	.688	25	8	.758
LSU	10	6	.625	22	12	.647
Vanderbilt	9	7	.563	21	12	.636
ARKANSAS	6	10	.375	20	13	.606
Florida	6	10	.375	22	15	.595
Missouri	6	10	.375	17	15	.531
Auburn	5	11	.313	19	15	.559
Miss. State	5	11	.313	13	17	.433
Alabama	2	14	.125	13	18	.419
Ole Miss	2	14	.125	9	20	.310

2011-12

	SEC ONLY			OVERALL		
	W	L	PCT	W	L	PCT
Kentucky	13	3	.813	28	7	.800
Tennessee	12	4	.750	27	9	750
Georgia	11	5	.688	22	9	.710
LSU	10	6	.625	23	11	.676
ARKANSAS	10	6	.625	24	9	.727
S. Carolina	10	6	.625	25	10	.714
Vanderbilt	9	7	.563	23	10	.697
Florida	8	8	.500	20	13	.606
Auburn	5	11	.313	13	17	.433
Miss. State	4	12	.250	14	16	.467
Alabama	2	14	.125	12	19	.387
Ole Miss	2	14	.125	12	18	.400

2010-11

	SEC ONLY			OVERALL		
	W	L	PCT	W	L	PCT
Tennessee	16	0	1.000	34	3	.918
Kentucky	11	5	.688	25	9	.735
Vanderbilt	10	6	.625	20	12	.625
Georgia	10	6	.625	23	11	.676
S. Carolina	8	8	.500	18	15	.545
Auburn	8	8	.500	16	16	.500
LSU	8	8	.500	19	13	.594
Florida	7	9	.438	20	15	.571
ARKANSAS	6	10	.375	22	12	.647
Alabama	5	11	.313	18	15	.545
Miss. State	4	12	.250	13	17	.433
Ole Miss	3	13	.188	10	19	.345

2009-10

	SEC ONLY			OVERALL		
	W	L	PCT	W	L	PCT
Tennessee	15	1	.938	32	3	.914
Kentucky	11	5	.688	28	8	.777
Miss. State	9	7	.562	21	13	.618
LSU	9	7	.562	21	10	.677
Vanderbilt	9	7	.562	23	11	.676
Georgia	9	7	.562	25	9	.735
Florida	7	9	.438	15	17	.469
S. Carolina	7	9	.438	14	15	.483
Ole Miss	7	9	.438	17	15	.531
Auburn	5	11	.312	15	16	.484
Alabama	4	12	.250	12	18	.400
ARKANSAS	4	12	.250	12	18	.400

2008-09

	SEC ONLY			OVERALL		
	W	L	PCT	W	L	PCT
Auburn	12	2	.857	30	4	.882
Vanderbilt	10	4	.714	26	9	.789
LSU	10	4	.714	19	11	.633
Florida	9	5	.643	24	8	.750
Tennessee	9	5	.643	22	11	.667
Miss. State	8	6	.571	23	10	.697
Georgia	7	7	.500	18	14	.563
ARKANSAS	6	8	.429	18	14	.563
Ole Miss	5	9	.357	18	15	.545
Kentucky	5	9	.357	16	16	.500
S. Carolina	2	12	.168	10	18	.357
Alabama	1	13	.071	13	17	.433

2007-08

	SEC ONLY			OVERALL		
	W	L	PCT	W	L	PCT
LSU	14	0	1.000	31	6	.838
Tennessee	13	1	.929	36	2	.947
Vanderbilt	11	3	.786	25	9	.735
Kentucky	8	6	.571	17	16	.515
Georgia	8	6	.571	23	10	.697
Auburn	7	7	.500	20	12	.625
Florida	6	8	.429	19	14	.576
Ole Miss	6	8	.429	13	16	.448
Miss. State	4	10	.286	16	13	.516
S. Carolina	4	10	.286	16	16	.500
ARKANSAS	2	12	.143	17	13	.567
Alabama	1	13	.071	8	22	.276

2006-07

	SEC ONLY			OVERALL		
	W	L	PCT	W	L	PCT
Tennessee	14	0	1.000	34	3	.919
Georgia	11	3	.786	27	7	.794
Vanderbilt	10	4	.714	28	6	.765
LSU	10	4	.714	30	8	.789
Ole Miss	9	5	.643	24	11	.686
Miss. State	7	7	.500	18	14	.563
Kentucky	6	8	.429	20	14	.588
S. Carolina	6	8	.429	18	15	.545
Auburn	6	8	.429	21	13	.617
ARKANSAS	3	11	.214	18	13	.581
Florida	2	12	.143	9	22	.290
Alabama	0	14	.000	10	20	.333

2005-06

	SEC ONLY			OVERALL		
	W	L	PCT	W	L	PCT
LSU	13	1	.929	31	4	.886
Tennessee	11	3	.786	31	5	.861
Georgia	10	4	.714	23	9	.719
Kentucky	9	5	.643	22	9	.710
Florida	8	6	.571	21	9	.700
Vanderbilt	8	6	.571	21	11	.686
S. Carolina	7	7	.500	17	12	.586
Ole Miss	5	9	.357	17	14	.548
ARKANSAS	5	9	.357	13	15	.464
Auburn	4	10	.286	14	15	.483
Alabama	3	11	.214	9	19	.321
Miss. State	1	13	.071	6	22	.214

2004-05

	SEC ONLY			OVERALL		
	W	L	PCT	W	L	PCT
LSU	14	0	1.000	33	3	.917
Tennessee	13	1	.929	30	5	.857
Vanderbilt	10	4	.714	24	8	.750
Georgia	9	5	.643	24	10	.706
Ole Miss	8	6	.571	19	11	.633
Miss. State	6	8	.429	17	12	.586
Auburn	6	8	.429	16	13	.552
Florida	5	9	.357	14	15	.483
Alabama	4	10	.286	14	15	.483
Kentucky	4	10	.286	18	16	.529
ARKANSAS	3	11	.214	17	14	.548
S. Carolina	2	12	.143	8	21	.279

2003-04

	SEC ONLY			OVERALL		
	W	L	PCT	W	L	PCT
Tennessee	14	0	1.000	30	3	.909
LSU	10	4	.714	27	7	.794
Auburn	9	5	.643	22	9	.710
Florida	8	6	.571	19	11	.633
Georgia	8	6	.571	25	10	.714
Vanderbilt	8	6	.571	26	8	.765
Ole Miss	7	7	.500	17	14	.548
Miss. State	7	7	.500	14	15	.483
ARKANSAS	5	9	.357	16	12	.571
Alabama	4	10	.286	12	16	.429
Kentucky	3	11	.214	11	17	.393
S. Carolina	1	13	.071	10	18	.357

SEC STANDINGS

2002-03

	SEC ONLY			OVERALL		
	W	L	PCT	W	L	PCT
Tennessee	14	0	1.000	33	5	.868
LSU	11	3	.786	30	4	.882
Georgia	10	4	.714	21	10	.677
Miss. State	10	4	.714	24	8	.750
S. Carolina	9	5	.643	23	8	.742
Vanderbilt	9	5	.643	22	10	.688
ARKANSAS	7	7	.500	22	11	.667
Auburn	5	9	.357	23	11	.676
Kentucky	4	10	.286	11	16	.407
Alabama	3	11	.214	13	15	.464
Florida	1	13	.071	9	19	.321
Ole Miss	1	13	.071	12	16	.429

2001-02

	SEC ONLY			OVERALL		
	W	L	PCT	W	L	PCT
Tennessee	13	1	.929	29	5	.853
S. Carolina	10	4	.714	25	7	.781
Vanderbilt	10	4	.714	30	7	.812
LSU	8	6	.571	18	12	.600
Miss. State	8	6	.571	19	12	.613
Florida	8	6	.571	18	11	.621
ARKANSAS	7	7	.500	20	12	.625
Alabama	7	7	.500	19	12	.613
Georgia	6	8	.429	19	11	.633
Ole Miss	3	11	.214	11	17	.393
Auburn	3	11	.214	16	13	.552
Kentucky	1	13	.071	9	20	.310

2000-01

	SEC ONLY			OVERALL		
	W	L	PCT	W	L	PCT
Tennessee	14	0	1.000	31	3	.912
Georgia	11	3	.786	27	6	.818
Florida	11	3	.786	24	6	.800
Vanderbilt	8	6	.571	24	10	.706
LSU	8	6	.571	20	11	.645
ARKANSAS	6	8	.429	20	13	.606
S. Carolina	6	8	.429	11	17	.393
Alabama	5	9	.357	19	12	.613
Auburn	5	9	.357	17	12	.586
Ole Miss	4	10	.286	17	13	.567
Miss. State	4	10	.286	17	14	.548
Kentucky	2	12	.143	6	21	.222

1999-00

	SEC ONLY			OVERALL		
	W	L	PCT	W	L	PCT
Georgia	13	1	.929	32	4	.889
Tennessee	13	1	.929	33	4	.892
LSU	11	3	.786	25	7	.781
Auburn	9	5	.643	22	8	.733
Miss. State	8	6	.571	24	8	.750
Vanderbilt	6	8	.429	21	13	.618
Florida	6	8	.429	21	13	.618
Alabama	5	9	.357	15	14	.517
Kentucky	5	9	.357	15	14	.517
ARKANSAS	4	10	.286	17	15	.531
S. Carolina	3	11	.214	13	15	.464
Ole Miss	1	13	.071	12	16	.429

1998-99

	SEC ONLY			OVERALL		
	W	L	PCT	W	L	PCT
Tennessee	13	1	.929	31	3	.912
LSU	10	4	.714	22	8	.733
Georgia	9	5	.643	27	7	.794
Auburn	8	6	.571	20	9	.690
Alabama	7	7	.500	20	11	.645
Miss. State	7	7	.500	17	11	.607
Kentucky	7	7	.500	21	11	.656
Florida	6	8	.429	19	14	.576
Vanderbilt	6	8	.429	13	14	.481
Ole Miss	6	8	.429	15	13	.536
ARKANSAS	5	9	.357	20	14	.588
S. Carolina	0	14	.000	11	16	.407

1997-98

	SEC ONLY			OVERALL		
	W	L	PCT	W	L	PCT
Tennessee	14	0	1.000	39	0	1.000
Florida	10	4	.714	23	9	.719
Alabama	10	4	.714	24	10	.706
Vanderbilt	9	5	.643	20	9	.690
Georgia	8	6	.571	17	11	.607
ARKANSAS	7	7	.500	22	11	.667
LSU	7	7	.500	19	13	.594
Kentucky	5	9	.357	13	15	.464
Miss. State	4	10	.286	14	15	.483
Auburn	4	10	.286	16	11	.593
S. Carolina	3	11	.214	13	15	.464
Ole Miss	3	11	.214	12	19	.387

1996-97

	SEC ONLY			OVERALL		
	W	L	PCT	W	L	PCT
Georgia	11	1	.917	25	6	.806
Alabama	10	2	.833	25	7	.781
Florida	9	3	.750	24	9	.727
LSU	9	3	.750	25	5	.833
Tennessee	8	4	.667	29	10	.744
Vanderbilt	6	6	.500	20	11	.645
ARKANSAS	5	7	.417	18	10	.643
Ole Miss	5	7	.417	16	11	.593
Auburn	5	7	.417	22	10	.688
Kentucky	2	10	.167	8	19	.296
Miss. State	1	11	.083	11	16	.407
S. Carolina	1	11	.083	12	15	.444

1995-96

	SEC ONLY			OVERALL		
	W	L	PCT	W	L	PCT
Georgia	10	1	.909	28	5	.848
Tennessee	9	2	.818	32	4	.889
Vanderbilt	7	4	.636	23	8	.742
Alabama	7	4	.636	24	8	.750
Auburn	6	5	.545	23	9	.719
Florida	6	5	.545	21	9	.700
Ole Miss	6	5	.545	18	11	.621
LSU	4	7	.364	21	11	.656
Miss. State	4	7	.364	13	14	.481
ARKANSAS	3	8	.273	21	13	.645
S. Carolina	2	9	.182	16	12	.571
Kentucky	2	9	.182	8	19	.296

1994-95

	SEC ONLY			OVERALL		
	W	L	PCT	W	L	PCT
Tennessee	11	0	1.000	34	3	.919
Georgia	8	3	.727	28	5	.848
Vanderbilt	8	3	.727	28	7	.800
ARKANSAS	7	4	.636	23	7	.767
Florida	7	4	.636	24	9	.727
Alabama	7	4	.636	22	9	.710
Ole Miss	6	5	.545	21	8	.724
Auburn	5	6	.455	17	10	.630
Kentucky	4	7	.364	14	14	.500
S. Carolina	1	10	.091	12	15	.444
Miss. State	1	10	.091	9	18	.333
LSU	1	10	.091	7	20	.259

1993-94

	SEC ONLY			OVERALL		
	W	L	PCT	W	L	PCT
Tennessee	11	0	1.000	31	2	.939
Vanderbilt	9	2	.818	25	8	.758
Florida	8	3	.727	22	7	.759
Alabama	7	4	.636	26	7	.788
Ole Miss	7	4	.636	24	9	.727
Auburn	6	5	.545	20	10	.667
Georgia	5	6	.455	17	11	.607
Kentucky	5	6	.455	17	11	.607
ARKANSAS	3	8	.273	15	14	.517
S. Carolina	2	9	.182	14	13	.519
LSU	2	9	.182	11	16	.407
Miss. State	1	10	.090	8	18	.307

1992-93

	SEC ONLY			OVERALL		
	W	L	PCT	W	L	PCT
Tennessee	11	0	1.000	29	3	.906
Auburn	9	2	.818	25	4	.862
Vanderbilt	9	2	.818	30	3	.909
Florida	6	5	.545	19	10	.655
Alabama	6	5	.545	22	9	.710
Kentucky	5	6	.455	18	10	.643
S. Carolina	5	6	.455	17	10	.630
ARKANSAS	4	7	.364	13	14	.481
Georgia	4	7	.364	21	13	.618
Ole Miss	4	7	.364	19	10	.621
Miss. State	3	8	.273	14	13	.519
LSU	0	11	.000	9	18	.333

1991-92

	SEC ONLY			OVERALL		
	W	L	PCT	W	L	PCT
Ole Miss	11	0	1.000	29	3	.906
Tennessee	10	1	.909	28	3	.903
Alabama	7	4	.636	23	7	.767
Vanderbilt	6	5	.545	22	9	.710
Georgia	6	5	.545	19	11	.633
Kentucky	5	6	.455	16	14	.533
Auburn	4	7	.364	17	12	.586
Miss. State	4	7	.364	15	13	.536
Florida	4	7	.364	15	13	.536
LSU	4	7	.364	16	13	.552
ARKANSAS	3	8	.273	11	14	.440
S. Carolina	2	9	.222	13	15	.464

IN THE AP POLL

Highest Ranking: #7 (12/4/95 & 12/11/95)
Highest Preseason Ranking: #10 (90–91 & 95–96)
Longest Poll Run: 28 weeks (2/19/90 to 12/29/91)
Cons. Weeks in Top 10: 5 (2/11/91 to 3/11/91)
[It's notable that Arkansas was in five of six weeks from 12/16/02 to 1/20/03, and the one week out -- 1/6/03 -- was ranked #11]

While Ranked:
Versus All Teams: 131–56 (.700)
Versus Ranked Teams: 20–48 (.294)
Versus Unranked Teams: 134–26 (.838)

Against the AP Poll

Versus #1	0–22	Versus #7	2–12
Versus #2	1–20	Versus #8	4–7
Versus #3	1–10	Versus #9	0–5
Versus #4	1–9	Versus #10	3–7
Versus #5	0–15	Versus #11–#25	56–109
Versus #6	4–16		

Highest ranked wins:
Home: #2 LSU (1/19/03)
Road: at #6 Texas (2/23/89)
Neutral: #6 SFA (3/22/90) (@Stanford)

Amber Nicholas Shirey was honored as an SEC Legend

BACK IN THE DAY -- SEC SCHEDULING

Starting with the 2010 SEC championship season, women's basketball began a 16-game schedule. The league maintained the 16-game schedule in 2012–13 after the addition of Missouri and Texas A&M to league. This schedule format continues today.

Each team's 16-game schedule will feature home-and-home games against divisional opponents, while featuring one permanent opponent and two rotating opponents from the opposite division. Arkansas' permanent opponent is Missouri.

When Arkansas joined the SEC in 1991, the league played a single round-robin schedule. To promote women's basketball, the conference required each team to play home-and-home with a fixed "rival" partner in 1996 with the 12th game that did not count. For Arkansas, this became LSU. Several SEC teams (UT-Vandy, Ole Miss-MSU, Auburn-Bama) had home-and-home series in previous years and simply designated one game as the league counter. The next season, 1997, both games counted for a 12-game season.

An NCAA mandated minimum 14 regular-season games against conference opponents brought about a 14-game format in 1998. The formula started with round-robin against the entire league, then added home-and-home with the rival partner and a rotating home-and-home with one team from the Eastern Division and one team from the Western Division. The schedule operated on a two-year cycle.

SWC STANDINGS

1990-91

	SWC ONLY			OVERALL		
	W	L	PCT	W	L	PCT
ARKANSAS	15	1	.938	28	4	.875
Texas	14	2	.875	21	9	.700
Texas Tech	12	4	.750	23	8	.742
Houston	10	6	.625	20	12	.625
Texas A&M	8	8	.500	14	14	.500
SMU	4	12	.250	9	19	.321
Rice	4	12	.250	10	18	.357
Baylor	3	13	.188	9	17	.346
TCU	2	14	.125	5	22	.185

1989-90

	SWC ONLY			OVERALL		
	W	L	PCT	W	L	PCT
ARKANSAS	15	1	.938	25	5	.833
Texas	15	1	.938	27	5	.844
Texas Tech	11	5	.688	20	11	.645
Houston	9	7	.563	17	12	.586
Texas A&M	8	8	.500	16	12	.571
TCU	8	8	.500	11	16	.407
Rice	3	13	.188	6	21	.222
SMU	2	14	.125	4	22	.154
Baylor	1	15	.063	4	23	.148

1988-89

	SWC ONLY			OVERALL		
	W	L	PCT	W	L	PCT
Texas	16	0	1.000	28	5	.875
ARKANSAS	13	3	.813	22	8	.733
Houston	9	7	.563	16	12	.571
Texas Tech	9	7	.563	16	13	.552
Texas A&M	8	8	.500	17	12	.586
SMU	7	9	.438	11	14	.444
Rice	5	11	.313	14	14	.500
TCU	4	12	.250	9	16	.360
Baylor	1	15	.063	3	23	.115

1987-88

	SWC ONLY			OVERALL		
	W	L	PCT	W	L	PCT
Texas	16	0	1.000	32	3	.914
Houston	12	4	.750	22	7	.759
Texas Tech	9	7	.563	17	13	.567
ARKANSAS	8	8	.500	13	15	.481
Texas A&M	8	8	.500	15	13	.536
SMU	6	10	.375	12	16	.429
Rice	5	11	.313	11	14	.440
TCU	5	11	.313	12	15	.444
Baylor	3	13	.188	10	20	.333

1986-87

	SWC ONLY			OVERALL		
	W	L	PCT	W	L	PCT
Texas	16	0	1.000	31	2	.939
ARKANSAS	12	4	.750	20	12	.625
Houston	10	6	.625	19	10	.655
Texas Tech	10	6	.625	18	11	.621
Rice	7	9	.438	15	13	.536
Baylor	5	11	.313	8	20	.286
Texas A&M	5	11	.313	9	17	.346
SMU	4	12	.250	8	19	.297
TCU	3	13	.188	8	19	.297

1985-86

	SWC ONLY			OVERALL		
	W	L	PCT	W	L	PCT
Texas	16	0	1.000	34	0	1.000
ARKANSAS	13	3	.813	22	8	.733
Texas Tech	13	3	.813	21	9	.700
Houston	9	7	.563	19	10	.655
Texas A&M	9	7	.563	16	13	.552
SMU	5	11	.267	11	20	.355
Baylor	4	12	.250	6	21	.222
Rice	2	14	.125	7	19	.269
TCU	1	15	.063	5	22	.185

1984-85

	SWC ONLY			OVERALL		
	W	L	PCT	W	L	PCT
Texas	16	0	1.000	28	3	.903
Texas Tech	12	4	.750	24	8	.750
ARKANSAS	11	5	.688	20	8	.667
Houston	11	5	.688	22	8	.733
Texas A&M	7	9	.438	14	14	.500
Baylor	7	9	.438	12	14	.462
SMU	4	12	.250	9	19	.321
TCU	2	14	.125	6	22	.222
Rice	2	14	.125	5	21	.192

1983-84

	SWC ONLY			OVERALL		
	W	L	PCT	W	L	PCT
Texas	16	0	1.000	32	3	.914
Texas Tech	13	3	.813	23	7	.767
ARKANSAS	11	5	.688	20	9	.690
Houston	9	7	.563	16	12	.571
Baylor	9	7	.563	15	12	.556
Texas A&M	6	10	.375	13	15	.464
SMU	4	12	.250	11	15	.423
Rice	3	13	.188	9	17	.346
TCU	1	15	.063	6	22	.214

1982-83

	SWC ONLY			OVERALL		
	W	L	PCT	W	L	PCT
Texas	8	0	1.000	30	3	.909
ARKANSAS	6	2	.750	21	8	.724
Texas Tech	6	2	.750	22	9	.710
Houston	5	3	.625	17	11	.607
Baylor	4	4	.500	16	14	.533
SMU	4	4	.500	14	14	.500
Texas A&M	2	6	.250	11	16	.407
Rice	1	7	.125	8	18	.308
TCU	0	8	.000	5	23	.179

ONE OF A KIND

These are the only Southwest Conference women's basketball trophies located outside the state of Texas. Arkansas was the first team to defeat the University of Texas in SWC play, capturing a share of the 1990 regular season title. Arkansas took the 1991 title outright, then defeated Texas Tech for the 1991 SWC Classic title to become the first non-Texas team to win the league's postseason tournament. Arkansas departed the SWC the next season, and the fact that the Razorbacks were the team to end the Longhorn dynasty is sometimes overlooked in women's basketball history.

BACK IN THE DAY - SWC SCHEDULING

The Southwest Conference started championships for women during the 1981–82 academic year. As was the custom of many conferences, there was no regular season play in 1982, and only a conference championship tournament. Not all of the SWC members participated in the event hosted by Texas A&M, and it took place midseason rather than at the end of the year.

In 1982–83, the league played single round robin and hosted its first true postseason tournament at Austin. The following year, the regular season format of double–round robin was established. The 16–game schedule remained unchanged for the rest of SWC history, and featured a looping schedule that reversed the order of play during the year. The primary game days followed the men's schedule –– Thursdays and Saturdays –– and several institutions played doubleheaders.

The top teams in the league both in attendance and performance, Arkansas and Texas, did not play doubleheaders.

ARKANSAS' SWC CLASSIC RESULTS

1991 Champion (d. Baylor, 90–74; d. Houston, 83–77; d. Texas Tech, 60–51)
1990 First Round (l. Texas Tech, 69–60)
1989 Finalist (d. Texas Tech, 79–72; l. #6 UT, 101–99)
1988 First Round (l. TAMU, 59–58)
1987 Finalist (d. Houston, 96–82; l. #1 UT, 72–70)
1986 Semifinalist (d. SMU, 82–75; l. Texas Tech, 58–48)
1985 Semifinalist (d. Baylor, 78–69; l. #1 UT, 104–62)
1984 Semifinalist (d. TAMU, 75–66; l. Texas Tech, 56–43)
1983 Semifinalist (d. Baylor, 65–62; l. #3 UT, 80–54)
1982 Finalist (d. Texas Tech, 70–55; d. Baylor, 71–66; l. #10 UT, 68–53)
1981 Consolation Title (in–season tournament)

SWC CLASSIC SEEDING

1991 1st
1990 2nd
1989 2nd
1988 4th
1987 2nd
1986 3rd
1985 4th
1984 4th
1983 2nd
1982 N/A

SERIES HISTORY VS. CONFERENCES

AMERICA EAST
Binghamton ------- 1-0
New Hampshire ---- 1-0

AMERICAN
UAB ------------ 1-1
Central Florida ----- 1-1
Charlotte -------- 1-0
Memphis -------- 13-8
North Texas ------- 2-1
Rice ------------ 23-1
South Florida ------ 1-1
SMU ------------ 24-5
Tulane ---------- 3-1
Tulsa ---------- 24-4
UTSA ----------- 3-1
Wichita State ------ 7-1

ATLANTIC COAST
Boston College ----- 3-0
California -------- 3-2
Clemson --------- 4-0
Duke ------------ 1-2
Florida State ------ 2-0
Georgia Tech ------ 2-0
Louisville -------- 2-0
Miami ----------- 1-0
North Carolina ----- 0-1
North Carolina State - 0-1
Pittsburgh -------- 1-1
Stanford --------- 1-1
Wake Forest ------- 1-0

ATLANTIC SUN
Austin Peay ------- 2-0
Central Arkansas --- 5-0
Florida Gulf Coast --- 1-0
Lipscomb -------- 2-0
Stetson---------- 2-0

ATLANTIC 10
Davidson--------- 1-0
Dayton ---------- 5-0
Fordham --------- 1-0
George Washington -- 0-2
Loyola-Chicago ---- 1-0
Richmond -------- 1-0
Saint Louis ------- 3-0
Saint Joseph's ----- 0-1
St. Bonaventure ---- 1-0
VCU ------------ 1-0

BIG EAST
Butler----------- 3-1
Connecticut------- 1-2
Creighton -------- 2-1
DePaul ---------- 1-2
Marquette -------- 1-1
Providence ------- 3-0
Seton Hall -------- 1-0

BIG SKY
Idaho State ------- 1-0
Northern Arizona --- 1-0
Montana --------- 4-0
Montana State ----- 1-1
Portland State ----- 1-1

BIG SOUTH
High Point -------- 2-0

BIG TEN
UCLA ----------- 1-1
Illinois ---------- 1-2
Indiana ---------- 3-1
Iowa ------------ 3-0
Maryland -------- 1-2
Michigan --------- 1-0
Minnesota -------- 1-1
Nebraska -------- 1-1
Northwestern------ 3-1
Ohio State -------- 1-0
Oregon ---------- 3-2
Penn State ------- 1-0
Purdue ---------- 0-2
Rutgers --------- 0-4
Washington ------- 1-1
Wisconsin -------- 4-0

BIG 12
Arizona --------- 0-1
Arizona State------ 1-2
Baylor ---------- 22-7
Brigham Young----- 2-0
Cincinnati -------- 3-0
Colorado--------- 1-2
Houston -------- 15-8
Iowa State-------- 1-2
Kansas ---------- 4-5
Kansas State ------ 4-3
Oklahoma State -- 11-10
TCU ----------- 20-4
Texas Tech------- 19-9
Utah ------------ 2-2
West Virginia ------ 0-1

BIG WEST
Hawai'i ---------- 4-2
Long Beach State --- 0-1

COLONIAL ATHLETIC
Delaware--------- 1-0
Hampton--------- 1-0
Stony Brook------- 1-0
UNCW ----------- 1-0

CONFERENCE USA
FIU ------------ 1-0
Louisiana Tech ----- 2-3
Middle Tennessee --- 5-0
New Mexico State --- 1-0
Sam Houston State -- 9-0
UTEP ----------- 2-1
Western Kentucky --- 4-2

HORIZON LEAGUE
Detroit Mercy------ 1-0
Wright State ------ 0-1

IVY LEAGUE
Brown ---------- 1-0
Dartmouth ------- 1-0
Harvard --------- 2-0
Princeton -------- 2-0

METRO ATLANTIC
Iona ------------ 1-0

MID-AMERICAN
Akron ----------- 1-0
Kent State -------- 2-1
Western Michigan --- 2-0

MID-EASTERN
Coppin State ------ 3-0
Howard ---------- 1-0
Morgan State ------ 1-0
South Carolina State - 1-0

MISSOURI VALLEY
Belmont --------- 2-0
Drake ----------- 2-1
UIC ------------ 1-0
Illinois State ------ 0-1
Missouri State ---- 21-8
Murray State ------ 3-0
Northern Iowa ----- 0-1
Southern Illinois ---- 0-1
Valparaiso -------- 1-0

MOUNTAIN WEST
Boise State ------- 2-0
New Mexico ------- 1-1
UNLV ----------- 2-1

OHIO VALLEY
Little Rock-------- 6-0
SIU Edwardsville ---- 3-0
UT Martin -------- 2-0
Tennessee State ---- 3-0
Tennessee Tech ---- 2-1
Western Illinois----- 2-0

PATRIOT
Navy ------------ 1-0

SOUTHERN
East Tennessee State - 1-0
Furman---------- 3-0
Mercer ---------- 2-0
Samford --------- 2-0
Wofford --------- 1-0

SOUTHLAND
Houston Christian --- 1-0
Incarnate Word----- 1-0
Lamar ---------- 3-3
McNeese --------- 3-1
Nicholls --------- 2-0
New Orleans ------ 9-0
Northwestern State - 15-3
SE Louisiana ------ 2-0
UT Rio Grande ----- 2-0

SWAC
Alabama State ----- 2-0
Alcorn State ------ 3-0
Arkansas-Pine Bluff - 3-1
Florida A&M ------- 2-0
Grambling -------- 7-0
Jackson State ----- 5-0
Miss Valley State--- 11-0
Prairie View A&M---- 2-0
Southern -------- 2-1
Texas Southern ---- 5-1

SUMMIT LEAGUE
Denver ---------- 1-0
UMKC ----------- 6-0
North Dakota ------ 1-0
Oral Roberts ----- 24-9
South Dakota ------ 1-0
South Dakota State -- 0-2

SUN BELT
Arkansas State ----- 8-3
Georgia Southern --- 2-0
Georgia State------ 1-0
Louisiana -------- 3-1
Louisiana Monroe -- 12-0
Old Dominion ------ 1-0
South Alabama----- 2-0
Troy ------------ 1-0

WEST COAST
Loyola Marymount -- 1-2
Oregon State ------ 1-2
Pacific ---------- 2-0
Pepperdine ------- 1-0
Saint Mary's (CA)---- 1-0
San Francisco------ 2-0
Washington State --- 2-0

WESTERN ATHLETIC
Abilene Christian --- 2-0
Stephen F. Austin --- 9-3
Southern Utah ----- 2-0
Tarleton --------- 1-0
UT Arlington ------ 8-0

OTHERS
Alaska ---------- 1-0
Arkansas State-Beebe 1-0
Arkansas College --- 1-0
Arkansas Tech ----- 2-6
Bartlesville Wesleyan - 2-0
Cal Poly-Pomona --- 1-0
Carl Albert CC ----- 1-0
Centenary -------- 3-0
Cottey College ----- 2-0
Crowder College ---- 1-0
Delta State ------- 1-2
Eastern Oklahoma--- 0-2
Evangel College ---- 1-0
John Brown ------- 6-0
Mississippi College -- 0-1
Missouri Southern--- 2-0
North Arkansas CC -- 0-2
NE Oklahoma State -- 4-4
Oklahoma City ----- 3-1
Phillips ---------- 1-1
Pittsburg State----- 3-0
Savannah State ---- 1-0
School of the Ozarks - 1-0
SE Oklahoma ------ 2-0
Texas A&T -------- 1-0
Texas Woman's ----- 0-1
Wayland Baptist ---- 0-1

BY THE NUMBERS

00
Jessica Jackson (14, 15, 16, 17)

0
A'Tyanna Gaulden (18 RS, 19)
Saylor Poffenbarger (23)
Taliah Scott (24)

1
Kristin Moore (02–06)
Keira Peak (11, 12, 13, 14)
Raven Northcross Baker (18, 19)
Marquesha Davis (20, 21)
Phoenix Stotijn (25)

2
Shanita Arnold (08, 09)
Kelsey Hatcher (11, 12, 13)
Aaliyah Wilson (17)
Alexis Tolefree (19,20)
Samara Spencer (22, 23, 24)

3
Donna Wilson (87, 88, 89)
Stacey Walls (90)
Amy Wright (99, 00, 01, 02)
Dominique Washington (06, 07)
Jamesha Townsend (09, 10, 11, 12)
Kelsey Hatcher (13)
McKenzie Adams (14)
Malica Monk (16, 17, 18, 19)
Elauna Eaton (20, 21)

4
Redd Coleman (03)
Kristin Peoples (04, 05, 06)
Sarah Watkins (10, 11, 12, 13)
Keiryn Swenson (16, 17, 18, 19)
Erynn Barnum (20, 21, 22, 23)
Saylor Poffenbarger (24)

5
Bettye Fiscus
(82, 83, 84, 85) RETIRED 1986

8
Bea Franklin (24)

10
Tracy Eaton (93, 94)
Christy Smith (95, 96, 97, 98)
Sara Lundberg (01)
LaKendra Spates (07)
Kendra Roberts (07, 08)
Whitney Zachariason (08)
Caroline Powell (10)
Chrisstasia Walter (11)
Kiara Williams (17, 18, 19, 20)
Cristina Sanchez (24, 25)

11
Amber Nicholas (89, 90, 91, 92)
Kela Peterson (02, 03)
Kristina Andjelkovic (05, 06)
Amanda Westbrook (11)
Calli Berna (12, 13, 14, 15)
Erynn Barnum (19)
Rylee Langerman (21, 22, 23)

12
Sandy Scranton (79, 80)
Stephanie Bloomer (92, 93, 94, 95)
Roxanne McCrory (96, 97)
Krystal Osborne (98)
LaKiesha Beard (01, 02, 03)
Sheree Thompson (05, 06)
Ashley Daniels (09, 10, 11, 12)
Dominique Wilson (13)
Briunna Freeman (16, 17)
Brenna McClure (18)

13
Leah Gordon (80, 81)
Tennille Adams (96, 97, 98, 99)
Julie Inman (09, 10, 11, 12)
Ana–Carlota Faussurier (12, 13, 14)
Nicole Bolt (15)
Grayce Spangler (18, 19,20,21)
Sasha Goforth (22, 24)

14
Donna Buccella (79)
Mary Lynn Ederington (78)
Kelly Lipe (80)
Sha Hopson (91, 92)
Debbie Olivas (93, 94, 95)
Cara Wright (02, 03)
Danielle Allen (04, 05, 06, 07)
Kristen Gillespie (10 RS)
Erin Gatling (11, 12, 13)
McKinley Bostad (15)
Jailyn Mason (17, 18, 19, 21)
Saylor Poffenbarger (22)

15
Joyce Underdown (77)
Debbie Roe (77, 78, 79)
Connie Fitzgerald (80, 81, 82, 83)
Wendy Schopp (81)
Tracy Webb (84, 85, 86, 87)
Yolanda Dickson (91, 92, 93, 94)
Tiffany Wright (95, 96, 97, 98)
Allison Singleton (05)
Skye Rees (10, 11)
Kelsey Brooks (14, 15, 16)
Ashlyn Sage (22)

20
Joanie Johnston (77, 78)
Brenda Alexander (81, 82)
DeAnn Henry (81, 82, 83)
Dianna Harris (85, 87)
Tina Adams (85, 86)
Angie Gore (88, 89, 90, 91)
Taqueta Robertson (94, 95, 96, 97)
Wendi Willits (98, 99, 00, 01)
Shameka Christon (01, 02, 03, 04)
Aujaunta Daniels (14)
Sydney Stout (17, 18, 19)
Destinee McGhee (21)
Karley Johnson (23, 24, 25)

21
Camille Yancey (77, 78)
Marsha Johnson (79, 80)
Kathy Caton (79, 80)
Cheryl Orcholski (81, 82, 83, 84)
Stephanie Brinlee (86)
Juliet Jackson (87, 88, 89, 90)
Angela Davis (92, 93)
Robin Alpe (95, 96)
India Lewis (99, 01, 02, 03)
Rochelle Vaughn (03, 04, 05, 06)
Dominique Robinson (10, 11, 12, 13)
Katie Powell (15)
Devin Cosper (16, 17, 18)
Loren Lindsey (23, 24, 25)

22
Peggy Price (78, 79)
Tammy Siefkes (80, 81)
Jan Lookadoo (81)
Doris Gaiser (82, 83, 84, 85)
Kim Grisham (86)
Maria Kidd (87)
Lisa Martin (88, 89)
Shea Henderson (91, 92, 93, 94)
Kamara Stancle (98, 99)
Dana Cherry (00, 01, 02, 03)
April Seggebruch (04, 05)
Melissa Hobbs (05, 06)
Tanisha Smith (07)
C'eira Ricketts (09, 10, 11, 12)
Bria Pitts (14)
Bailey Zimmerman (16, 17, 18, 19)
Avery Hughes (20, 21, 22, 23)

23
Heritage Player (77)
Pat Keck (77)
Tami Scherm (78)
Marsha Johnson (79, 80)
DeAnn Henry (81, 82, 83)
Sherri Boeller (83)
Valecia Fore (84)
Brenda Rhodes (85)
Lillian Valley (86)
Carrie Parker (94, 95, 96, 97)
Melissa Hobbs (05, 06)
Donica Cosby (07)
Hailey Nutt (08)
Ashley McCray (09, 10)
Caroline Powell (11)
Mia Melton (13)
Amber Ramirez (19, 20, 21, 22)
Carly Keats (24, 25)

24
Marsha Lackey–Vining (77, 78)
Connie Fitzgerald (80, 81, 82, 83)
Sheila Burkes (84, 85, 86, 87)
Marla Goshien (90)
Allyson Twiggs (92, 93, 94, 95)
Shameka Christon (01, 02, 03, 04)
Leslie Howard (06, 07)
Brittney Richardson (08, 09, 10, 11)
Quistelle Williams (10, 11, 12, 13)
Jordan Danberry (16, 17)
Taylah Thomas (18, 19, 20, 21)
Jersey Wolfenbarger (22, 23)

25
Jeanette Cowherd (77, 78)
Lita Stricklin (79, 80)
Cecilia Roark (81)
Michele Mabry (89)
Sally Moore (90, 91)
Lonniya Bragg (98, 99, 00, 01)
Rochelle Vaughn (03, 04, 05, 06)
Brittney Vaughn (05, 06, 07, 08)
Joey Bailey (12, 13, 14, 15)
Tatiyana Smith (16, 17)
Destinee Oberg (19, 20, 21)

30
Sheila Burns (78)
Debbie Roe (77, 78)
Patrice Gillenwater (80, 81)
Blair Savage (90, 91, 92, 93)
Debbie Olivas (93, 94, 95)
Sytia Messer (96, 97, 98, 99)
Macy Weaver (18, 19, 20, 21)
Maryam Dauda (22, 23, 24)

31
Deborah Cooper (77)
Sherry Smith (78)
Trisha Cooper (79, 80)
Mary Munsch (81, 82, 83, 84)
Cindy Daley (85, 86, 87, 88)
Coretta Chenault (89, 90)
Rochelle Masengill (92, 93, 95)
Carla Rhodes (01, 02)
Cara Wright (02, 03)
Whitney Jones (06, 07, 08, 09)

32
Tami Thompson (77)
Kathy Roland (78)
Kathleen Caton (79, 80)
Lisa Harris (80)
Tammy Siefkes (80, 81)
Dinah Dickerson (82)
Debra Williams (83, 84, 85, 86)
Claudia Harris (87)
Sue Pack (88, 89, 90)
Kimberly Wilson (94, 95, 96, 97)
Christina Lawrence (05)
Charity Ford (06, 07, 08, 09)
Khadijah West (14, 15, 16)

33
Carol Ann Riggs (77, 78)
Monica Van Parys (79, 80, 81, 82)
Tamara Mathis (82, 83, 84, 85)
Lanell Dawson (86, 87)
Christi Willson (88, 89, 90, 91)
Karen Jones (95, 96, 97, 98)
Celia Anderson (98, 99, 00, 01)
Sarah Pfeifer (03, 04, 05, 06, 07, 08)
Lyndsay Harris (09, 10, 11, 12)
Melissa Wolff (13, 14, 15, 16)
Chelsea Dungee (19, 20, 21)

34
Deanna Barnes (77)
Kelly Johnson (93, 94, 95, 96)
Karyn Karlin (97, 98, 99, 00)
Ayana Brereton (06, 07, 08, 09)
Chrissy Carr (23)
Jenna Lawrence (24, 25)

35
Celeste Holman (77)
Betsy Broyles (78, 79)
Sharon Delph (79)
Treva Christensen (95, 97, 98, 99)
Shanna Harmon (01, 02, 03, 04)
Alecia Cooley (16, 17)
Ginger Reece (20)

40
Karen Osborne (77)
Kim Bunge (80, 81, 82, 83)
Bronwyn Wynn (86, 87)
Faye Dickerson (88, 89)
Janet Moore (90, 91)
Chrysti Jordan (92)
Carrie Satterfield (96, 97, 98, 99)
Sarah Pfeifer (03, 04, 05, 06, 07, 08)

41
Alison Muldrew (91, 92)
Amber Hudson (93)

42
Joy Dillard (77, 78, 79)
Paula Phillips (82, 83)
Anne Luostarinen (83, 84)
Tracey Hutchinson (85)
Robyn Irwin (87, 88, 89)
Michelle Thacker (91, 92, 93, 94)
Jhasmin Bowen (12, 13, 14, 15)
Yasmeen Ratliff (17)

43
Shannon Jones (93, 94)
Makayla Daniels (20, 21, 22, 23, 24)

44
Lita Stricklin (79, 80)
Erma Greer (82, 83, 84, 85)
Shelly Wallace (86, 87, 88, 89)
Celia Anderson (98, 99, 00, 01)
Lakisha Harper (00, 01, 02, 03)
Adrienne Bush (04, 05, 06)
Lauren Ervin (07, 08)
Quistelle Williams (10, 11, 12, 13)
Maryn Archer (24, 25)

45
Melanie Browder (78)
Toya Marshall (94)
Katrina Nesby (01, 02, 03, 04)
Yashira Delgado (10)

50
Delmonica DeHorney
(88, 89, 90, 91) RETIRED 1992

51
Amanda Holley (82, 83, 84)

52
Tamara Mathis (82, 83, 84, 85)
Paula Phillips (82, 83)
Monica Brown (84, 85, 86, 87)
Wendy Norwood (88)
Deborah Crosby (90, 91)
Shaka Massey (96, 97)
Joy Oakley (99, 00, 01, 02)
Rokia Doumbia (19, 20)

53
Annisea Booker (92)

54
Dianna Harris (85, 87)
Ashlea Williams (08, 09, 10)

55
Brandi Whitehead (99, 00)
Ruby Vaden (03, 04, 05)
Emrie Ellis (22, 23, 24, 25)

N/A
George Ann Clark (80)

BEHIND THE NUMBERS

2 numbers are retired at Arkansas, both in the year following the end of the careers of the only players to wear those numbers in school history: #5 (Bettye Fiscus) and #50 (Delmonica DeHorney).

18 student–athletes have worn 23, the most worn number in Razorback history

19 players have worn two (or more) different numbers during their career: Saylor Poffenbarger (14, 0 & 4), Amber Ramirez (23 & 51), Erynn Barnum (4 &11), Sarah Pfeifer (33 & 40), Melissa Hobbs (22 & 23), Rochelle Vaughn (21 & 25), Cara Wright (14 & 31), Shameka Christon (24 & 20), Celia Anderson (44 & 33), Debbie Roe (15 & 30), Debbie Olivas (14 & 30), Connie Fitzgerald (15 & 24), DeAnn Henry (20 & 23), Tammy Siefkes (22 & 32), Lita Stricklin (25 & 44), Tamara Mathis (33 & 52), Paula Phillips (42 & 52), Quistelle Williams (42 & 24) and Carol Ann Riggs (33 & 35). Pfeifer became the first player ever to switch back, going from 40 to 33 in 2007–08.

ARE YOU MISSING FROM OUR LISTS?

The records for the first three varsity teams at the University of Arkansas are not complete, but we believe we have identified all the modern–era Razorbacks. If you find a mistake in our letterwinner or all–time jersey listings, please contact us to let us know. Also, if you played basketball for Arkansas in the pre–varsity era –– prior to 1976 –– we are looking for your information. Please contact Kylie Magar in communications at kmagar@uark.edu.

LETTERWINNERS

Sarah Pfeifer

Letters Won and Years Played

One of the most unique careers at Arkansas belonged to one of its most loyal players. Two season–ending injuries and an extension of her eligibility clock resulted in Pfeifer becoming the first player in school history to participate in six season and earn five varsity letters. She is also the only player to have played for three different coaches. Pfeifer may also have the title for most surgeries during a career –– five –– including three on her two shoulders. Along with her devotion to the team, she also earned her bachelor's and master's degrees.

A
Adams, Karen, 77
Adams, McKenzie, 13, 14
Adams, Tenille, 96, 97, 98, 99
Adams, Tina, 86
Alexander, Brenda, 81, 82
Allen, Danielle, 04, 05, 06, 07
Alpe, Robin, 95, 96
Anderson, Celia, 98, 99, 00, 01
Andjelkovic, Kristina, 05, 06
Arnold, Shanita, 08, 09
Attwood, Renee, 77

B
Bailey, Joey, 12, 13, 14, 15
Barns, Deanna, 77
Barnum, Erynn, 20, 21, 22, 23
Beard, LaKiesha, 01, 02, 03
Berna, Calli, 12, 13, 14, 15
Bloomer, Stephanie, 92, 93, 94, 95
Boeller, Sherri, 83
Bolt, Nicole, 13
Booker, Annisea, 92
Bostad, McKinley, 14
Bowen, Jhasmin, 11, 12, 13, 14
Bragg, Lonniya, 98, 99, 00, 01
Brereton, Ayana, 06, 07, 08, 09
Brinlee, Stephanie, 86
Brooks, Kelsey, 14, 15, 16
Browder, Melonie, 78
Brown, Monica, 84, 85, 86, 87
Broyles, Betsy, 78, 79
Buccella, Donna, 79
Bunge, Kim, 80, 81, 82, 83
Burkes, Sheila, 84, 85, 86, 87
Burns, Sheila, 78
Bush, Adrienne, 04, 05, 06

C
Carr, Chrissy, 23
Caton, Kathy, 79, 80
Chenault, Coretta, 89, 90
Cherry, Dana, 00, 01, 02, 03
Christensen, Treva, 95, 97, 98, 99
Christon, Shameka, 01, 02, 03, 04
Clark, George Anna, 80
Coleman, Redd, 03
Cooley, Alecia, 16, 17
Cooper, Deborah, 77
Cooper, Trisha, 79, 80
Cosby, Donica, 07
Cosper, Devin, 16, 17, 18
Cowherd, Jeanette, 77, 78
Crosby, Deborah, 90, 91

D
Daley, Cindy, 85, 86, 87, 88
Danberry, Jordan, 16+
Daniels, Ashley, 09, 10, 11, 12
Daniels, Aujontee, 14
Daniels, Makayla, 20, 21, 22, 23, 24
Dauda, Maryam, 23, 24
Davis, Angela, 92, 93
Davis, Marquesha, 20
Dawson, Lanell, 86, 87
DeHorney, Delmonica, 88, 89, 90, 91
Delgado, Yashira, 11
Delph, Sharon, 79
Dickerson, Dinah, 82
Dickerson, Faye, 88, 89
Dickson, Yolanda, 91, 92, 93, 94
Dillard, Joy, 77, 78, 79
Doumbia, Rokia, 19, 20
Dungee, Chelsea, 18 (RS), 19, 20, 21

E
Eaton, Elauna, 20 (RS), 21
Eaton, Tracy, 93, 94
Ederington, Mary Lynn, 78
Ellis, Emrie, 22, 23, 24
Ervin, Lauren, 07, 08

F
Faussurier, Ana–Carlota, 12, 13, 14
Fiscus, Bettye, 82, 83, 84, 85
Fitzgerald, Connie, 80, 81, 82, 83
Ford, Charity, 07, 08, 09, 10
Fore, Valecia, 84
Freeman, Briuanna, 16+

G
Gaiser, Doris, 82, 83, 84, 85
Gatling, Erin, 11 (RS), 12, 13
Gaulden, A'Tyanna, 18 (RS), 19, 20
Gillenwater, Patrice, 80, 81
Gillespie, Kristen, 10 RS
Goforth, Sasha, 22
Gordon, Leah, 80, 81
Gore, Angie, 88, 89, 90, 91
Goshien, Marla, 90
Greer, Erma, 82, 83, 84, 85
Grisham, Kim, 86

H
Harmon, Shanna, 01, 02, 03, 04
Harper, Lakishia, 00, 01, 02, 03
Harris, Dianna, 85, 87
Harris, Claudia, 87
Harris, Lisa, 80
Harris, Lyndsay, 09, 10, 11, 12
Hatcher, Kelsey, 11 (RS), 12, 13
Henderson, Shea, 91, 92, 93, 94
Henry, DeAnn, 81, 82, 83
Hobbs, Melissa, 05, 06
Holley, Amanda, 82, 83, 84
Holman, Celeste, 77
Hopson, Sha, 91, 92
Howard, L'Anna, 79
Howard, Leslie, 06, 07
Hudson, Amber, 93
Hughes, Avery, 20, 21, 22, 23
Hutchinson, Tracey, 85

I
Irwin, Robyn, 87, 88, 89
Inman, Julie, 09, 10 (Dec.), 11, 12

J
Jackson, Jessica, 14, 15, 16, 17
Jackson, Juliet, 87, 88, 89, 90
Johnson, Becky, 77
Johnson, Karley, 23, 24
Johnson, Kelly, 93, 94, 95, 96
Johnson, Marsha, 79, 80
Johnston, Joanie, 77, 78
Jones, Karen, 95, 96, 97, 98
Jones, Shannon, 93, 94
Jones, Whitney, 06, 07, 08, 09
Jordan, Chrysti, 92

K
Karlin, Karyn, 97, 98, 99, 00
Keats, Carly, 24
Keck, Pat, 77
Kidd Maria, 87

L
Lackey–Vining, Marsha, 77, 78
Langerman, Rylee, 21, 22, 23
Lawrence, Christina, 05
Lawrence, Jenna, 24
Lewis, India, 00, 01, 02, 03
Lindsey, Loren, 23
Lipe, Kelly, 80
Lookadoo, Jan, 81
Lundberg, Sarah, 01
Luostarinen, Anne, 83, 84

M
McClure, Brenna, 18
McCray, Ashley, 09, 10
McCrory, Roxanne, 96,
McGhee, Destinee, 21
Mabry, Michelle, 89
Marshall, Toya, 94
Martin, Lisa, 88, 89
Mason, Jailyn, 17, 18, 19, 20, 21
Mason, Kim, 77
Masengill, Rochelle, 92, 93, 95
Massey, Shaka, 96, 97
Mathes, Kathy, 77
Mathis, Tamara, 82, 83, 84, 85
Melton, Mia, 12, 13
Messer, Sytia, 96, 97, 98, 99
Monk, Malica, 16, 17, 18, 19
Moore, Janet, 90, 91
Moore, Kristin, 03, 04, 05, 06
Moore, Sally, 90, 91
Muldrew, Alison, 91, 92
Munsch, Mary, 81, 82, 83, 84

N
Nesby, Katrina, 01, 02, 03, 04
Nicholas, Amber, 89, 90, 91, 92
Northcross–Baker, Raven, 18, 19
Norwood, Wendy, 88
Nutt, Hailey, 08

O
Oakley, Joy, 99, 00, 01, 02
Oberg, Destinee, 19, 20, 21
Olivas, Debbie, 93, 94, 95
Orcholski, Cheryl, 81, 82, 83, 84
Osborne, Karen, 77
Osborne, Krystal, 99

P
Pack, Sue, 88, 89, 90
Parker, Carrie, 94, 95, 96, 97
Peak, Keira, 11, 12, 13, 14
Peoples, Kristin, 04, 05, 06
Peterson, Kela, 02, 03
Pfeifer, Sarah, 03, 04, 05, 06, 07, 08
Phillips, Paula, 82, 83
Pitts, Bria, 13
Poffenbarger, Saylor, 23, 24
Powell, Caroline, 11
Powell, Katie, 14
Price, Peggy, 78, 79

R
Ramirez, Amber, 19 (RS), 20, 21, 21
Ratliff, Yasmeen, 17
Reece, Ginger, 20
Rees, Skye, 10, 11
Rhodes, Brenda, 85
Rhodes, Carla, 01, 02
Richardson, Brittney, 08, 09, 10, 11
Ricketts, C'eira, 09, 10, 11, 12
Riggs, Carol Ann, 77, 78
Roark, Cecilia, 81
Roberson, Taqueta, 94, 95, 96, 97
Roberts, Kendra, 07, 08
Robinson, Dominique, 10, 11, 12, 13
Roe, Debbie, 77, 78, 79
Rowland, Kathy, 78

S
Sage, Ashlyn, 22
Sanchez Cerquerira, 24
Satterfield, Carrie, 96, 97, 98, 99
Savage, Blair, 90, 91, 92, 93
Scherm, Tamera, 78
Schopp, Wendy, 81
Scott, Taliah, 24
Scranton, Sandy, 79, 80
Seggebruch, April, 04, 05
Siefkes, Tammy, 80, 81
Singleton, Allison, 05
Slocum, Destiny, 21
Smith, Christy, 95, 96, 97, 98
Smith, Tanisha, 07
Smith, Tatiyana, 16, 17
Smith, Sherry, 78
Spangler, Grayce, 18, 19, 20, 21
Spates, LaKendra, 07
Spencer, Samara, 22, 23, 24
Stancle, Kamara, 98, 99
Stout, Sydney, 17, 18, 19
Stricklin, Lita, 79, 80
Swenson, Keiryn, 16, 17, 18, 19

T
Thacker, Michelle, 91, 92, 93, 94
Thomas, Taylah, 18, 19, 20, 21
Thompson, Sheree, 05, 06
Thompson, Tami, 77
Tolefree, Alexis, 19, 20
Torrence, Carolyn, 77
Townsend, Jamesha, 09, 10, 11, 12
Twiggs, Allyson, 92, 93, 94, 95

U
Underdown, Joyce, 77

V
Vaden, Ruby, 03, 04, 05
Valley, Lillian, 86
Van Parys, Monica, 79, 80, 81, 82
Vaughn, Brittney, 05, 06, 07, 08
Vaughn, Rochelle, 03, 04, 05, 06

W
Wallace, Shelly, 86, 87, 88, 89
Walls, Stacey, 90
Walter, Chrisstasia, 11
Washington, Dominique, 06, 07
Watkins, Sarah, 10, 11, 12, 13
Weaver, Macy, 18, 19, 20, 21
Webb, Tracy, 84, 85, 86, 87
West, Khadijah, 14, 15, 16
Westbrook, Amanda, 11
Whitehead, Brandi, 99, 00
Williams, Ashlea, 08, 09, 10
Williams, Debra, 83, 84, 85, 86
Williams, Kiara, 17, 18, 19, 20
Williams, Quistelle, 10, 11, 12, 13
Willits, Wendi, 98, 99, 00, 01
Wilson, Aaliyah, 17
Willson, Christi, 88, 89, 90, 91
Wilson, Dominique, 13
Wilson, Donna, 88, 89
Wilson, Kimberly, 94, 95, 96, 97
Wolfenbarger, Jersey, 22, 23
Wolff, Melissa, 13, 14, 15, 16
Wright, Amy, 99, 00, 01, 02
Wright, Cara, 02, 03
Wright, Tiffany, 95, 96, 97, 98
Wynn, Bronwyn, 86, 87

Y
Yancey, Camille, 77, 78

Z
Zachariason, Whitney, 08
Zimmerman, Bailey, 16, 17, 18, 19

+–Played one full year and part of next season.

BY HOMETOWN

ALABAMA: (2)
Lyndsay Harris (Hoover [Hoover])
Destinee McGhee (Huntsville [Madison Academy])

ALASKA: (1)
DeAnn Henry (Homer)

ARKANSAS: (122)
See listing next page

CALIFORNIA: (4)
Jamesha Townsend (Chula Vista [Bonita Vista])
Shelly Wallace (Delano)
Kela Peterson (Lake Elsinore)
Lauren Ervin (Los Angeles [Mt. San Antonio])

FLORIDA: (5)
Yashira Delgado (Kissimmee [W. Oaks Academy])
Samara Spencer (Fort Lauderdale [St. Thomas Aquinas])
Taliah Scott (Orange Park [St. Johns County Day])
Dominique Washington (Pensacola [Pensacola])
Ashley McCray (Sanford [Seminole])

GEORGIA: (7)
Yasmeen Ratliff (Alpharetta [St. Francis Day])
Keira Peak (Clyattville [Lowndes])
Katie Powell (Duluth [Duluth])
A'Tyanna Gaulden (Ocilla [Americus–Sumter])
Briunna Freeman (Pelham [Pelham])
Jada Bates (Powder Springs [McEachern])
Dominique Wilson (Powder Springs)

IDAHO: (1)
Destiny Slocum (Meridian [Mountain View])

INDIANA: (3)
Tennille Adams (East Chicago [East Chicago])
Christy Smith (West Lafayette [Benton Central])
Amy Wright (Williamsburg [Northeastern])

ILLINOIS: (5)
Kristin Moore (Chicago [John Hope])
April Seggebruch (Cissna Park)
Alecia Cooley (Evanston [Evanston Township])
Mary Munsch (Libertyville)
Macy Weaver (Davis Junction [Stillman Valley])

KANSAS: (9)
Devin Cosper (Coffeyville [Field Kindley])
Maryn Archer (Derby [Derby])
Tammy Siefkes (Hutchinson)
Brenna McClure (Lyons [Lyons])
Kelsey Brooks (Olathe [Olathe Northwest])
Christine Gillespie (Overland Park [Shawnee Mission South])
Kiki Smith (Topeka [Topeka])
Jhasmin Bowen (Wichita [Wichita Heights])
Keiryn Swenson (Wichita [Maize])

KENTUCKY: (1)
C'eira Ricketts (Louisville [Fairdale])

LOUISIANA: (3)
Dominique Robinson (Baton Rouge [Capitol])
Taqueta Robertson (Natchitoches [Natchitoches Central])
Khadijah West (Shreveport [Huntington])

MARYLAND: (2)
Makayla Daniels (Frederick [Frederick])
Saylor Poffenbarger (Middletown [Middletown])

MICHIGAN: (1)
Quistelle Williams (Grand Rapids [Ottawa Hills])

MINNESOTA: (2)
Destinee Oberg (Burnsville [Academy of Holy Angels])
Chrissy Carr (Eden Prairie [Manhattan – Kan.])

MISSISSIPPI: (5)
Dianna Harris (Booneville)
Donica Cosby (Coldwater [Independence])
Ashley Daniels (Coldwater [Coldwater])
Sheree Thompson (McComb [NW Shoals])
Carly Keats (Philadelphia [Neshoba Central])

MISSOURI: (11)
Sherri Boeller (Cape Girardeau)
Sue Pack (Independence)
Treva Christensen (Joplin [Joplin])
Roxanne McCrory (Kansas City [Center])
Tanisha Smith (Kansas City [Lincoln Prep])
Leah Gordon (Moundville)
Jeannette Cowherd (Purdy)
Claudia Harris (Risco)
Leslie Howard (Salem [Salem])
Ashlea Williams (Springfield [Hillcrest])
Christina Lawrence (Sullivan [Sullivan])

NEVADA (1)
Krystal Osborne (Las Vegas [Clark])

NEW MEXICO: (1)
Karyn Karlin (Fruitland [Kirtland])

OHIO: (4)
Kristin Peoples (Columbus [Brookhaven])
Anne Luostarinen (Defiance)
Jailyn Mason (Mason [William Mason])
Cara Wright (West Chester [Lakota West])

OKLAHOMA: (26)
Kim Bunge (Bartlesville)
Amanda Holley (Bethany)
Sydney Stout (Bixby [Bixby])
Bria Pitts (Broken Arrow)
Michelle Thacker (Coweta)
Faye Dickerson (Elk City)
Marsha Lackey Vining (Eufaula)
Wendi Willits (Fort Cobb [Fort Cobb])
Kathleen Caton (Inola)
Coretta Chenault (Lawton)
Ginger Reece (Lawton [Einsenhower])
Kamara Stancle (Muskogee [Muskogee])
Aaliya Wilson (Muskogee [Muskogee])
Karley Johnson (Mustang [Mustang])
Shanna Harmon (Norman [North])
Rylee Langerman (Norman [Christian Heritage])
Toya Marshall (Oklahoma City [John Marshall])
Delmonica DeHorney (Poteau)
Chelsea Dungee (Sapulpa [Sapulpa])
Angie Gore (Tulsa [Jenks])
Juliet Jackson (Tulsa)
Stephanie Brinlee (Sand Springs [Page])
Ashlyn Sage (Weatherford [Weatherford])
Melissa Hobbs (Woodward)
Emrie Ellis (Vanoss [Vanoss])
Stephanie Bloomer (Vian)

TENNESSEE: (3)
Sarah Watkins (Germantown [Houston])
Tracy Eaton (Knoxville)
Angela Davis (Memphis)

TEXAS: (27)
Lakishia Harper (Amarillo [Palo Duro])
Ayana Brereton (Angleton [Angelton])
Charity Ford (Arlington [Seguin])
Shaka Massey (Arlington [Sam Houston])
Taylah Thomas (Arlington [Mansfield Timberview])
Brandi Whitehead (Cayuga)
Valecia Fore (Celina)
Mia Melton (Celina [Timber Creek])
Karen Jones (Corpus Christi [Carroll])
Alison Muldrew (Duncanville)
Debbie Olivas (El Paso [Eastwood])
Deborah Crosby (Fort Worth)
McKenzie Adams (Frisco [Frisco Centennial])
Joey Bailey (Gunter [Gunter])
Kiesha Beard (Houston [Willowridge])
Yolanda Dickson (Houston)
Chrysti Jordan (Irving)
McKinly Bostad (Kennedale [Kennedale])
Donna Wilson (Palestine)
Rochelle Masengill (Plano [East])
Tatiyana Smith (Plano [Plano])
Rochelle Vaughn (Plano [West])
Brittney Vaughn (Plano [West])
L'Anna Howard (San Antonio)
Amber Ramirez (San Antonio [Wagner])
Tiffany Wright (San Antonio [Southwest])
Bronwyn Wynn (Tyler [John Tyler])

WASHINGTON: (1)
Bea Franklin (Seattle [Seattle Prep])

WISCONSIN: (2)
Monica Brown (Milwaukee)
Cheryl Orcholski (Milwaukee)

INTERNATIONAL: (10)
AFRICA
Rokia Doumbia (Mali & Bradenton, Fla.)

AUSTRALIA
Skye Rees (Drouin [Victoria])

BRAZIL
Angelica de Paula (Sau Paulo)

FINLAND
Anne Luosarinen (Helsinki)
Pinja Pannanen

NETHERLANDS
Phoenix Stotijn (Haarlem)

NIGERIA
Vera Ojenuwa (Lagos)

SERBIA
Kristina Andjelkovic (Belgrade)

SPAIN
Cristina Sanchez Cerqueira (Granada)
Ana–Carlota Faussurier (Yecla)

BY HOMETOWN

ARKANSAS CITIES AND TOWNS

ALEXANDRIA>> 1
» Kiara Williams [LRC]

ARKADELPHIA>> 1
» Lonniya Bragg [Arkadelphia]

BATESVILLE>> 2
» Izzy Higginbottom [Batesville]
» Tracy Webb

BENTON>> 2
» Trisha Cooper
» Maria Kidd [Bauxite]

BENTONVILLE>> 3
» Robin Alpe [Bentonville]
» Maryam Dauda [Bentonville]
» Avery Hughes [Bentonville]

BLYTHEVILLE>> 1
» Whitney Jones

BRYANT>> 2
» Marla Goshein
» Sally Moore

CABOT>> 1
» Melissa Wolff [Cabot]

CARLISLE>> 2
» Julie Inman [Carlise]
» Tami Scherm

CAVE CITY>> 1
» Sheila Burns

CLARKSVILLE>> 1
» Dinah Dickerson

CHARLESTON>> 1
» Carrie Parker

CONWAY>> 4
» Jordan Danberry [Conway]
» Sharon Delph
» Caroline Powell [Conway]
» Alexis Tolefree [Conway]

DAMASCUS>> 1
» Lanell Dawson

DANVILLE>> 1
» Tamara Mathis

DARDANELLE>> 1
» Kelly Johnson

DEER>> 1
» Shanon Jones

DERMOTT>> 1
» Joy Dillard

ELKINS>> 2
» Debbie Roe
» Sandy Scranton

EUDORA>> 1
» Debra Williams

FARMINGTON >> 1
» Jenna Lawrence [Farmington]

FAYETTEVILLE >> 9
» Calli Berna [Fayetteville]
» Betsy Broyles
» Sasha Goforth [Fayetteville]
» Connie Fitzgerald
» Loren Lindsey [Fayetteville]
» Wendy Norwood
» Hailey Nutt
» Carol Ann Riggs
» Grayce Spangler [Fayetteville]

FORT SMITH >> 5
» Shanita Arnold [Northside]
» Redd Coleman [Northside]
» Kendra Roberts [Northside]
» Allison Singleton [Southside]
» Jersey Wolfenbarger [Northside]

GENTRY>> 1
» Allyson Twiggs [Gentry]

GRAVETTE >> 2
» Blair Savage
» Wendy Schopp

GREENWOOD>> 1
» Paula Phillips

GREEN FOREST>> 1
» Joyce Underdown

GURDON>> 1
» Lita Stricklin

HACKETT >> 1
» Carla Rhodes

HAMPTON >> 2
» Cecilia Roark
» Kimberly Wilson [Hampton]

HARRISON >> 3
» Danelle Allen [Harrison]
» Georgia Clark
» Deborah Cooper

HATTIEVILLE>> 1
» Bailey Zimmerman

HEBER SPRINGS>> 1
» Brenda Alexander

HELENA>> 1
» Elauna Eaton [Nettleton]

HOT SPRINGS >> 4
» Shameka Christon
» Cindy Daley
» Sha Hopson
» Joy Oakley [Hot Springs]

HUNTINGTON>> 1
» Donna Buccella

HUNTSVILLE >> 2
» Sheila Burkes [Huntsville]
» Sherry Smith

JACKSONVILLE>> 1
» Jessica Jackson [Jacksonville]

JUDSONIA>> 1
» Lisa Martin

LITTLE ROCK>> 11
» Celia Anderson [Hall]
» Erynn Barnum [LR Central]
» Aujontee Daniels [Parkview]
» Doris Gaiser [McClellan]
» Patrice Gillenwater [MSM]
» Erma Greer [McClellan]
» Kelsey Hatcher [CAC]
» Joni Johnston [MSM]
» Michelle Mabry [MSM]
» Amanda Westbrook [Mt. St. Mary]
» Kiara Williams [LR Central]

MALVERN>> 1
» Raven Northcross–Baker [Malvern]

MARVELL >> 2
» Stacey Walls [Parkview]
» Camille Yancy [Academy]

MCGEHEE>> 1
» Marquesha Davis [Springdale]

MT. HOME >> 3
» Kathy Rowland
» Brittney Richardson [Mt. Home]
» Carrie Satterfield [Mt. Home]

NEWARK>> 1
» Amber Nicholas [Newark]

NORTH LITTLE ROCK >> 4
» Robyn Irwin [Sylvan Hills]
» Malica Monk [NLR]
» Christi Willson [Northeast]
» Whitney Zachariason [CAC]

OSCEOLA>> 1
» Ruby Vaden [Osceola]

OZARK>> 1
» Sarah Pfeifer [Ozark]

PEA RIDGE>> 1
» Jan Lookadoo

PINE BLUFF >> 4
» Dana Cherry [Pine Bluff]
» Kelly Lipe
» Juliet Jackson
» Tami Thompson

PRAIRIE GROVE>> 2
» Tracey Hutchinson
» Sarah Lundberg [Prairie Grove]

RUSSELLVILLE>> 1
» Adrienne Bush [Russellville]

ROYAL>> 1
» Kim Grishman [Lake Hamilton]

ROGERS>> 1
» Pat Keck

RUDY>> 1
» Lisa Harris

ST. VINCENT>> 1
» Bailey Zimmerman [Wonderview]

SILOAM SPRINGS>> 1
» India Lewis [Siloam Springs]

SPRINGDALE >> 2
» Tina Adams
» Janet Moore

STAR CITY>> 1
» Shea Henderson

TEXARKANA>> 1
» Chrisstasia Walter [Arkansas]

VAN BUREN>> 2
» Erin Gatling [Van Buren]
» Marsha Johnson

VILONIA>> 1
» Monica Van Parys [NLR]

WALDO>> 1
» Sytia Messer [Waldo]

WARREN>> 1
» Mary Lynn Ederington

WEST HELENA >> 2
» LaKendra Spates [Central]
» Lillian Valley [Central]

WEST MEMPHIS >> 2
» Melanie Browder
» Katrina Nesby [West Memphis]

WILMAR >> 1
» Brenda Rhodes

WYNNE >> 1
» Bettye Fiscus

TEAM CAPTAIN

Each coaching staff had different ways of selecting the team captains. Some chose before the start of the season some changed during the year and others were voted on by the players after the end of the year.

2023–24	Makayla Daniels
2017–18	Devin Cosper
2015–16	Melissa Wolff
2014–15	Calli Berna
	Jhasmin Bowen
2013–14	Calli Berna
	Jhasmin Bowen
	Keira Peak
2012–13	Erin Gatling
	Kelsey Hatcher
	Sarah Watkins
	Quistelle Williams
2011–12	Ashley Daniels
	Lyndsay Harris
2010–11	Lyndsay Harris
	C'eira Ricketts
2009–10	Charity Ford
2008–09	Ayana Brereton
	Whitney Jones
2007–08	Brittney Vaughn
	Lauren Ervin
2006–07	Brittney Vaughn
	Sarah Pfeifer
2005–06	Rochelle Vaughn
	Sarah Pfeifer
2004–05	April Seggebruch
	Rochelle Vaughn
	Sarah Pfeifer
2003–04	Rochelle Vaughn
	Sarah Pfeifer
2002–03	India Lewis
	Lakishia Harper
	Shameka Christon
2001–02	Amy Wright
	India Lewis
	Lakishia Harper
2000–01	Wendi Willits
	Amy Wright
1999–00	Karyn Karlin
	Brandi Whitehead
1998–99	Sytia Messer
	Karyn Karlin
	Treva Christensen
1997–98	Christy Smith
	Sytia Messer
	Karyn Karlin
1996–97	Kimberly Wilson
	Christy Smith
	Taqueta Roberson
1995–96	Kelly Johnson
	Kimberly Wilson
	Christy Smith
1994–95	Kelly Johnson
	Debbie Olivas
	Kimberly Wilson
1993–94	Shea Henderson
	Michelle Thacker
	Kelly Johnson
1992–93	Angela Davis
	Blair Savage
1991–92	Amber Nicholas
	Blair Savage
1990–91	Delmonica DeHorney
	Angie Gore
	Amber Nicholas
1989–90	Juliet Jackson
1988–89	Robyn Irwin
	Shelly Wallace
	Donna Wilson
1987–88	Cindy Daily
	Shelly Wallace
	Donna Wilson
1986–87	Tracy Webb
	Monica Brown
	Sheila Burkes
	Bronwyn Wynn
1985–86	Tracy Webb
	Sheila Burkes
	Debra Williams
1984–85	Doris Gaiser
	Bettye Fiscus
1983–84	Mary Munsch
	Cheryl Orcholski
	Amanda Holley
1982–83	Kim Bunge
	Connie Fitzgerald
1981–82	Kim Bunge
	Connie Fitzgerald
	Monica Van Parys
1980–81	Kathy Caton
	Tammy Siefkes
	Lita Stricklin
1979–80	Kathy Caton
	Tammy Siefkes
1977–78	Marsha Lackey–Vining
	Carol Ann Riggs

Four-Year Captains

Sarah Pfeifer	04, 05, 06, 07

Three-Year Captains

Karyn Karlin	98, 99, 00
Christy Smith	96, 97, 98
Kim Wilson	95, 96, 97
Roachell Vaughn	04, 05, 06

Two-Year Captains

Calli Berna	14, 15
Jhasmin Bowen	14, 15
Sheila Burkes	86, 87
Kathy Caton	90, 81
Connie Fitzgerald	82, 83
Lakishia Harper	02, 03
Lyndsay Harris	11, 12
Kelly Johnson	95, 96
India Lewis	02, 03
Sytia Messer	98, 99
Amber Nicholas	91, 92
Blair Savage	92, 93
Tammy Siefkes	80, 81
Brittney Vaughn	07, 08
Shelly Walace	88, 89
Tracy Webb	86, 87
Donna Wilson	88,89
Amy Wright	01, 02

» 96 Captains Listed
» Arkansas did not name captains for the 2016–17 season or from 2018–23 (5 seasons)

(Our records before the NCAA era began –– 1982–83 –– are incomplete. Former Razorbacks can contact the Athletic Communications Office [479–575–2751] with corrections and additions to this list of former captains.)

CARR
34
VANDERBILT
14

INDIVIDUAL RECORDS

CAREER

Games	155, Makayla Daniels (2019–24)
Consecutive Games Played	131, Amy Wright (1998–02)
Games Started	155, Makayla Daniels (2019–24)
Consecutive Games Started	127, C'eira Ricketts (2009–12)
Minutes	4,592, Makayla Daniels (2019–24)^
Minutes Per Game	35.7 (111 games), Christy Smith (1994–98)^
Points	2,073, Bettye Fiscus (1981–85)
Scoring Average	19.8 (1,903 pts.–96 games), Chelsea Dungee (2018–21)
Field Goals Made	794, Bettye Fiscus (1981–85)
Field Goal Attempts	1,641, Shameka Christon (2000–04)
Field Goal Percentage	.609 (667–1,096), Delmonica DeHorney (1987–91)
3–Point Field Goals Made	316, Wendi Willits (1997–01)#
3–Point Field Goal Attempts	858, Lyndsay Harris (2009–12)
3–Point Field Goal Percentage	.429 (261–608), Amber Ramirez (2018–22)#
Free Throws Made	552, Chelsea Dungee (2018–21)~
Free Throw Attempts	688, Chelsea Dungee (2018–21)
Free Throw Pct. (min. 200 att.)	.845 (174–206), Amber Nicholas (1988–92)
Rebounds	1,013, Shelly Wallace (1985–89)
Offensive Rebounds	311, Melissa Wolff (2012–16)!
Defensive Rebounds	517, Jessica Jackson (2013–17)!
Rebounding Average	10.5 (495 reb. in 47 games), Lauren Ervin (2006–08) 8.5 (1,013 reb. in 119 games), Shelly Wallace (1985–89)
Assists	717, Amy Wright (1998–02)&
Assists Per Game	5.7 (332 assists–58 games), Donna Wilson (1987–89)
Blocked Shots	235, Delmonica DeHorney (1987–91)
Steals	320, C'eira Ricketts (2009–12)
Turnovers	447, Amy Wright (1998–02)
Personal Fouls	344, Lyndsay Harris (2009–12)

–– 4th in SEC history
& –– 7th in SEC history
~ –– 8th in SEC history
^ –– Record tracked since 1987–88 season
! –– Record tracked since 2005–06 season

SEASON

Games Played	37, five players (2022–23) & six players (2018–19) 22–23: Erynn Barnum, Chrissy Carr, Rylee Langerman Samara Spencer, Saylor Poffenbarger 18–19: Chelsea Dungee, Jailyn Mason, Malica Monk, Taylah Thomas, Alexis Tolefree, Kiara Williams, Bailey Zimmerman
Games Started	37, seven players: Erynn Barnum (2022–23), Chrissy Carr (2022–23), Saylor Poffenbarger (2022–23), Samara Spencer (2022–23), Chelsea Dungee (2018–19), Malica Monk (2018–19), Kiara Williams (2018–19)
Minutes	1,256, Samara Spencer (2022–23)
Minutes Per Game	37.5, Christy Smith (30 games) (1994–95)
Points	759, Chelsea Dungee (2018–19)
Scoring Average	23.1 (692 pts.–30 games), Shelly Wallace (1988–89)
Field Goals Made	267, Shelly Wallace (1988–89)
Field Goal Attempts	574, Chelsea Dungee (2018–19)
Field Goal Percentage	.632 (227–359), Delmonica DeHorney (1990–91)
3–Point Field Goals Made	106, Amber Ramirez (2019–20)+
3–Point Field Goal Attempts	255, Chrissy Carr (2022–23)
3–Point Field Goal Percentage	.477 (41–86), Amber Nicholas (1990–91)
Free Throws Made	229, Chelsea Dungee (2018–19)$
Free Throw Attempts	275, Chelsea Dungee (2018–19)&
Free Throw Percentage	.899 (134–149), Christy Smith (1994–95) (min. 100 att.)@ *Ranked No. 1 in the nation, Division I, 1994-95*
Rebounds	381, Shelly Wallace (1988–89)
Offensive Rebounds	129, Lauren Ervin (2006–07)
Defensive Rebounds	283, Saylor Poffenbarger (2023–24)
Rebounding Average	12.7 (381 reb.–30 games), Shelly Wallace (1988–89)
Assists	208, Calli Berna (2012–13)
Assists Per Game	6.8 (205 assists–30 games), Calli Berna (2013–14)
Blocked Shots	83, Delmonica DeHorney (1989–90)
Steals	95, Tracy Webb (1986–87)
Turnovers	135, Tracy Webb (1986–87)
Personal Fouls	106, Connie Fitzgerald (1979–80)

$ –– 2nd in SEC history
& –– 3rd in SEC history
+ –– 4th in SEC history
@ –– 8th in SEC history
* –– Most recent

GAME

Points	44, Shelly Wallace (vs. Oral Roberts, 12–12–88)
Field Goals Made	16, Shameka Christon (vs. Vanderbilt, 3–2–02) Shelly Wallace (vs. Oral Roberts, 12–12–88)
Field Goal Attempts	29, Samara Spencer (at Alabama, 1–14–24)
FG Percentage (min. 10 FGM)	1.000 (10–10), Lanell Dawson (at Baylor, 2–26–86)
3–Point Field Goals	9, Wendi Willits (at Georgia, 2–21–99)+
3–Point Field Goal Attempts	18, Dominique Washington (vs. Tennessee, 12–29–96)#
3–Point Percentage (min. 5)	1.000 (6–6) Kimberly Wilson (at Butler, 1–10–94)
Free Throws Made	17, Chelsea Dungee (vs. Florida, 1–14–21)& Chelsea Dungee (vs. Auburn, 2–10–19)&
Free Throw Attempts	20, Kelsey Brooks (vs. Oklahoma, 12–21–14)# Shelly Wallace (vs. Houston, 3–4–89)
Free Throw Percentage	1.000 (9–9), Taliah Scott (at Arkansas State, 11–17–23) (9–9), Erynn Barnum (vs. Central Arkansas, 11–11–23) (17–17), Chelsea Dungee (vs. Florida, 1–14–21) (16–16), Christy Smith (vs. Ohio State, 11–19–95)
Rebounds	23, Saylor Poffenbarger (at Florida State, 11–30–23)
Offensive Rebounds	12, Yolanda Dickson (vs. Auburn, 1–22–94) Blair Savage (at Oklahoma, 12–12–89)
Defensive Rebounds	19, Saylor Poffenbarger (at Florida State, 11–30–23)
Assists	18, Donna Wilson (at Houston, 3–2–88)
Blocked Shots	10, Maryam Dauda (at Alabama, 1–14–24)
Steals	12, Amanda Holley (vs. TCU, 1–11–83)
Turnovers	21, Debbie Roe (at SW Missouri State, 1–29–77)

+ –– Tied for 4th in SEC history
& –– Tied for 5th in SEC history
# –– 7th in SEC history
* –– Most recent

HALF

Points	32, Chelsea Dungee (vs. Auburn, 2–10–19)
Field Goals Made	10, Shameka Christon (vs. LSU, 2–10–02)
Field Goal Attempts	20, Samara Spencer (at Alabama, 1–14–24)
Field Goal Perc. (Min. 5 FGM)	1.000 (8–8), Dominique Robinson (Texas Southern, 12–21–12) (7–7), Erynn Barnum (vs. Central Arkansas, 11–11–22)* (7–7), Delmonica DeHorney (at Houston, 2–6–91)
3–Point Field Goals	7, Amber Ramirez (vs. Alabama, 2–28–21) Chrisstasia Walter (at Oral Roberts, 3–23–11)
3–Point Field Goal Attempts	12, Amber Ramirez (vs. Alabama, 2–28–21) Chrisstasia Walter (at Oral Roberts, 3–23–11)
3–Point FG Percentage (min. 5)	1.000 (5–5), Christy Smith (at Georgia, 1–8–95)
Free Throws Made	17, Chelsea Dungee (vs. Auburn, 2–10–19)
Free Throw Attempts	19, Chelsea Dungee (vs. Auburn, 2–10–19)
Free Throw Percentage	1.000 (12–12), Christy Smith (vs. Ohio State, 11–19–95)
Rebounds	14, Saylor Poffenbarger (vs. UIW, 12–31–23)*

* –– Most recent

QUARTER

Points	17, Taliah Scott (vs. Auburn, 2–4–4)*
Field Goals Made	7, Alexis Tolefree (at Mississippi State, 2–27–20)
Field Goal Attempts	12, Jessica Jackson (vs. Tulsa, 11–23–15)
3–Point Field Goals	5, Amber Ramirez (vs. Alabama, 2–28–21)
3–Point Field Goal Attempts	11, Devin Cosper (at Nebraska, 11–16–17)
Free Throws Made	9, Chelsea Dungee (vs. Auburn, 2–10–19)
Free Throw Attempts	12, Samara Spencer (vs. Lamar, 12–8–22)
Rebounds	9, Keiryn Swenson (vs. Grambling State, 12–28–17)*
Offensive Rebounds	7, Melissa Wolff (vs. New Orleans, 12–30–15)^
Defensive Rebounds	6, Saylor Poffenbarger (vs. UIW, 12–31–23)*
Assists	7, Samara Spencer (vs. Louisiana Tech, 3–16–23)
Blocked Shots	5, Maryam Dauda (at Alabama, 1–14–24)
Steals	4, Makayla Daniels (vs. Georgia, 1–7–24)*

* –– Most recent
^ –– Record tracked since 2005–06 season
Current players in cardinal red

INDIVIDUAL RECORDS | SEC ONLY

Regular Season SEC Games Only | Season Min. 70 FGA, 40 FTA, 75 PCT. GP

CAREER

Points	945, Jessica Jackson, 2014–17 (16 game schedule)
	905, Shameka Christon, 2001–04 (14 game schedule)
Scoring Average	19.7, Chelsea Dungee, 2019–21
Field Goals	327, Shameka Christon, 2001–04
Field Goal Attempts	850, Jessica Jackson, 2014–17 (16 game schedule)
	764, Shameka Christon, 2001–04 (14 game schedule)
Field Goal Percentage	.588 (87–148), Karen Jones, 1995–98
3–Point Field Goals	144, Amber Ramirez, 2019–22
3–Point Field Goal Attempts	453, Lyndsay Harris, 2009–12
3–Point FG Percentage (min. 100)	.401 (137–342), Wendi Willits, 1998–01
Free Throws	239, Chelsea Dungee, 2019–21 (16 game schedule)
	195, Christy Smith, 1995–98 (14 game schedule)
Free Throw Attempts	330, Chelsea Dungee, 2019–21 (16 game schedule)
	234, Christy Smith, 1995–98 (14 game schedule)
FT Percentage (min. 150)	.833 (195–234), Christy Smith, 1995–98
Rebounds	378, Jessica Jackson, 2014–17 (16 game schedule)
Offensive Rebounds	137, Ashley Daniels, 2009–12
Defensive Rebounds	517, Jessica Jackson, 2014–17 (16 game schedule)
Rebounding Average	9.5, Lauren Ervin, 2006–08
Assists	231, Calli Berna, 2012–15
Blocks	201, Sarah Watkins, 2010–13
Steals	135, C'eira Ricketts 2009–12
Turnovers	204, Amy Wright, 1999–02
Games Played	75, Makayla Daniels, 2020–24 (five seasons)
	64, Calli Berna, 2012–15
Games Started	75, Makayla Daniels, 2020–24 (five seasons)
	62, C'eira Ricketts, 2009–12
Consecutive Games Started	62, C'eira Ricketts, 2009–12
Minutes Played	2,929, Keira Peak, 2011–14
Consecutive Minutes Played	575, Christy Smith, 1994–96

SEASON

Points	347, Chelsea Dungee, 2021
Scoring Average	23.1, Chelsea Dungee, 2021
Field Goals	107, Chelsea Dungee, 2021
Field Goal Attempts	265, Chelsea Dungee, 2021
Field Goal Percentage (80 att.)	.614 (54–88), Lonniya Bragg, 2000
3–Point Field Goals	52, Amber Ramirez, 2022
3–Point Field Goal Attempts	134, India Lewis, 2002
3–Point Field Goal Percentage	.500 (36–72), Kimberly Wilson, 1996
Free Throws	104, Chelsea Dungee, 2019
Free Throw Attempts	123, Chelsea Dungee, 2021
Free Throw Percentage (min. 50)	.870 (67–77), Christy Smith, 1995
Rebounds	137, Lauren Ervin, 2007
Offensive Rebounds	56, Lauren Ervin, 2007
Defensive Rebounds	127, Saylor Poffenbarger, 2024
Rebounding Average	9.8, Lauren Ervin, 2007
Assists	99, Calli Berna, 2013
Assists Per Game	6.2, Calli Berna (16 games), 2013^
Blocked Shots	44, Maryam Dauda, 2024
Steals	39, C'eira Rickets, 2011–12 (16 game schedule)
	31, Christy Smith, 1995 (12 game schedule)
Turnovers	71, Lyndsay Harris, 2009–10
Personal Fouls	56, Lyndsay Harris, 2010–11$
Minutes	626, Calli Berna, 2011–12 (16 game schedule)
	535, Christy Smith, 1998 (12 game schedule)
Minutes Per Game	40.5, Christy Smith,1995
Consecutive Minutes Played	445, Christy Smith, 1996

^ –– Record tracked since 2005–06
$ –– Record tracked since 2000–01

GAME

Points	41, Chelsea Dungee (vs. Auburn, 2–10–19)
Field Goals	13, Shameka Christon (3x in 2003–04)
Field Goal Attempts	29, Samara Spencer (at Alabama, 1–14–24)
Field Goal Percentage	1.000 (9–9), Lauren Ervin (at Auburn, 1–14–07)
10+ FGM	.769 (10–13), Shameka Christon (vs. LSU, 3–6–03)
3–Point Field Goals	9, Wendi Willits (at Georgia, 2–21–99)
3–Point Field Goal Attempts	18, Dominique Washington (vs. Tennessee, 12–29–96)
3–Point FG Percentage (min. 5)	.727 (8–11), Saylor Poffenbarger (at Missouri, 1–28–24)
Free Throws	17, Chelsea Dungee (vs. Florida, 1–14–21)
	Chelsea Dungee (vs. Auburn, 2–10–19)
Free Throw Attempts	19, Chelsea Dungee (vs. Auburn, 2–10–19)
Free Throw Percentage	1.000 (17–17) Chelsea Dungee (vs. Florida, 1–14–21)
Rebounds	20, Lauren Ervin (at Florida, 1–21–07)
Offensive Rebounds	9, Whitney Jones (at Vanderbilt, 1–29–09)
Defensive Rebounds	13, Saylor Poffenbarger (vs. Georgia, 1–7–24)*
Assists	12, C'eira Ricketts (vs. Auburn, 1–18–09)*
Blocked Shots	10, Maryam Dauda (at Alabama, 1–14–24)
Steals	8, Brittney Vaughn (vs. Alabama, 1–18–07)
Turnovers	15, Shea Henderson (at Kentucky, 2–5–94)

* –– Most recent

HALF

Points	32, Chelsea Dungee (vs. Auburn, 2–10–19)
Field Goals	10, Shameka Christon (at Ole Miss, 2–29–04)
	Shameka Christon (vs. LSU, 2–10–02)
Field Goal Attempts	20, Samara Spencer (at Alabama, 1–14–24)
Field Goal Percentage (min. 10 FGM)	.833 (10–12), Shameka Christon (vs. LSU, 2–10–02)
3–Point Field Goals	7, Amber Ramirez (vs. Alabama, 2–28–21)
3–Point Field Goal Attempts	12, Amber Ramirez (vs. Alabama, 2–28–21)
	Kimberly Wilson (vs. Tennessee, 12–29–96)
3–Point Percentage (min. 5 made)	1.000 (5–5), Christy Smith (at Georgia, 1–8–95)
Free Throws	17, Chelsea Dungee (vs. Auburn, 2–10–19)
Free Throw Attempts	19, Chelsea Dungee (vs. Auburn, 2–10–19)
FT Percentage (min. 10 made)	1.000 (10–10), Stephanie Bloomer (vs. LSU, 2–7–94)
Rebounds	11, Whitney Jones (at Vanderbilt, 1–29–09)
	11, Lauren Ervin (at Florida, 1–21–07)

* –– Most recent

QUARTER

Points	17, Taliah Scott (vs. Auburn, 2–4–24)*
Field Goals	7, Alexis Tolefree (at Mississippi State, 2–27–20)
Field Goal Attempts	12, Samara Spencer (at Alabama, 1–14–24)
3–Point Field Goals	5, Amber Ramirez (vs. Alabama, 2–28–21)
3–Point Field Goal Attempts	7, Amber Ramirez (vs. Tennessee, 1–2–22)*
Free Throws	9, Chelsea Dungee (vs. Auburn, 2–10–19)
Free Throw Attempts	10, Chelsea Dungee (vs. Auburn, 2–10–19)
Rebounds	7, Devin Cosper (vs. Vanderbilt, 1–19–17)
Offensive Rebounds	7, Melissa Wolff (vs. New Orleans, 12–30–15)
Defensive Rebounds	5, Saylor Poffenbarger (at Ole Miss, 3–3–24)*
Assists	5, Jailyn Mason (at Ole Miss, 1–1–17)
Blocked Shots	5, Maryam Dauda (at Alabama 1–14–24)
Steals	4, Makayla Daniels (vs. Georgia, 1–7–24)*
Turnovers	4, Samara Spencer (at Alabama, 1–14–24)*

* –– Most recent
Current player in cardinal red

1,000 POINT SCORERS

BETTYE FISCUS — CAREER POINTS LEADER

YEAR	GP	GS	MIN	AVG	FG	FGA	PCT.	3P	3PA	PCT.	FT	FTA	PCT.	OREB	DRED	REB	RPG	PF	DQ	A	TO	BK	ST	PTS	PPG
1981-82	35	35	-	-	236	486	.486	-	-	-	183	229	.799	-	-	282	8.1	76	2	34	85	11	76	655	18.7
1982-83	26	25	-	-	181	370	.489	-	-	-	114	151	.755	-	-	189	7.3	56	1	42	68	7	57	476	18.3
1983-84	23	22	-	-	158	296	.534	-	-	-	72	94	.766	-	-	137	6.0	45	1	29	49	0	27	388	16.9
1984-85	28	28	-	-	219	439	.499	-	-	-	116	148	.784	-	-	177	6.3	45	0	38	50	1	45	554	19.8
TOTAL	**112**	**110**	**-**	**-**	**794**	**1591**	**.499**	**-**	**-**	**-**	**485**	**622**	**.780**	**-**	**-**	**785**	**7.0**	**222**	**4**	**143**	**252**	**19**	**205**	**2073**	**18.5**

SHAMEKA CHRISTON — CAREER FG ATTEMPTS LEADER

YEAR	GP	GS	MIN	AVG	FG	FGA	PCT.	3P	3PA	PCT.	FT	FTA	PCT.	OREB	DREB	REB	RPG	PF	DQ	A	TO	BK	ST	PTS	PPG
2000-01	32	24	765	23.9	117	289	.405	37	113	.327	56	72	.778	39	93	132	4.1	90	2	20	64	29	47	327	10.2
2001-02	31	29	976	31.5	197	418	.471	31	104	.298	92	133	.692	72	121	193	6.2	74	0	25	60	52	61	517	16.7
2002-03	32	32	1052	32.9	193	434	.445	29	81	.358	81	117	.692	57	137	194	6.1	88	3	47	101	35	50	496	15.5
2003-04	28	28	931	33.3	219	500	.438	47	129	.364	126	166	.759	64	131	195	7.0	81	3	49	91	46	48	611	21.8
TOTAL	**123**	**113**	**3724**	**30.3**	**726**	**1641**	**.442**	**144**	**427**	**.337**	**355**	**488**	**.727**	**232**	**482**	**714**	**5.8**	**333**	**8**	**141**	**316**	**162**	**206**	**1951**	**15.9**

CHELSEA DUNGEE — CAREER SCORING AVG./FTM/FTA LEADER

YEAR	GP	GS	MIN	AVG	FG	FGA	PCT.	3P	3PA	PCT.	FT	FTA	PCT.	OREB	DREB	REB	RPG	PF	DQ	A	TO	BK	ST	PTS	PPG
2018-19	37	37	1227	33.2	232	574	.404	66	188	.351	229	275	.833	24	136	160	4.3	95	1	59	86	15	48	759	20.5
2019-20	32	32	1028	32.1	171	458	.373	53	162	.327	146	189	.772	20	132	152	4.8	74	2	50	59	12	47	541	16.9
2020-21	27	27	871	32.3	184	434	.424	58	150	.387	177	224	.790	20	84	104	3.9	55	0	41	70	7	41	603	22.3
TOTAL*	**96**	**96**	**3126**	**32.6**	**587**	**1466**	**.400**	**177**	**500**	**.354**	**552**	**688**	**.802**	**64**	**352**	**416**	**4.3**	**224**	**3**	**150**	**215**	**34**	**136**	**1903**	**19.8**

*Redshirted the 2017-18 season after transferring from Oklahoma. Scored 244 points at OU, which gives her a collegiate point total of 2,147, the highest in program history

JESSICA JACKSON

YEAR	GP	GS	MIN	AVG	FG	FGA	PCT.	3P	3PA	PCT.	FT	FTA	PCT.	OREB	DREB	REB	RPG	PF	DQ	A	TO	BK	ST	PTS	PPG
2013-14	30	30	903	30.1	163	385	.423	48	125	.384	111	138	.804	45	136	181	6.0	70	0	40	51	45	24	485	16.2
2014-15	32	29	1032	32.3	161	431	.374	56	163	.344	99	126	.786	61	139	200	6.3	86	2	30	96	33	27	477	14.9
2015-16	29	27	920	31.7	170	418	.407	48	150	.320	89	121	.736	51	132	183	6.3	76	3	30	70	33	15	477	16.4
2016-17	29	27	867	29.9	145	388	.374	46	138	.333	90	128	.703	76	110	186	6.4	80	3	42	70	20	27	426	14.7
TOTAL	**120**	**113**	**3722**	**31.0**	**639**	**1622**	**.394**	**198**	**576**	**.344**	**389**	**513**	**.758**	**233**	**517**	**750**	**6.3**	**312**	**8**	**142**	**287**	**131**	**93**	**1865**	**15.5**

MAKAYLA DANIELS

YEAR	GP	GS	MIN	AVG	FG	FGA	PCT.	3P	3PA	PCT.	FT	FTA	PCT.	OREB	DREB	REB	RPG	PF	DQ	A	TO	BK	ST	PTS	PPG
2019-20	32	32	720	22.5	107	216	.495	25	56	.446	60	77	.779	7	48	55	1.7	67	1	77	44	2	45	299	9.3
2020-21	28	28	800	28.6	101	256	.395	44	120	.367	78	97	.804	9	74	83	3.0	75	2	61	43	4	41	324	11.6
2021-22	28	28	844	30.1	126	307	.410	40	136	.294	99	125	.792	51	98	149	5.3	74	1	78	42	4	50	391	14.0
2022-23	34	34	1102	32.4	125	350	.357	70	207	.338	129	168	.768	33	105	138	4.1	90	1	98	71	11	56	449	13.2
2023-24	33	33	1125	34.1	129	319	.404	57	164	.348	81	123	.659	40	102	142	4.3	86	0	86	56	8	53	396	12.0
TOTAL	**155**	**155**	**4592**	**29.6**	**588**	**1448**	**.406**	**236**	**683**	**.346**	**447**	**590**	**.758**	**140**	**427**	**567**	**3.7**	**392**	**5**	**400**	**256**	**29**	**245**	**1859**	**12.0**

Played five years due to extra year granted due to COVID-19 pandemic

DELMONICA DEHORNEY — CAREER FG PCT./BLOCKS LEADER

YEAR	GP	GS	MIN	AVG	FG	FGA	PCT.	3P	3PA	PCT.	FT	FTA	PCT.	OREB	DREB	REB	RPG	PF	DQ	A	TO	BK	ST	PTS	PPG
1987-88	28	22	691	24.7	146	243	.601	-	-	-	117	170	.688	68	99	167	6.0	98	9	6	50	54	30	409	14.6
1988-89	26	4	422	16.2	75	145	.517	-	-	-	62	88	.705	34	60	94	3.6	78	4	14	28	28	4	212	8.2
1989-90	29	28	831	28.7	219	349	.628	-	-	-	143	213	.671	82	121	203	7.0	97	7	24	57	83	21	581	20.0
1990-91	32	32	863	27.0	227	359	.632	-	-	-	129	177	.729	70	107	177	5.5	77	2	13	72	70	31	583	18.2
TOTAL	**115**	**86**	**2807**	**24.4**	**667**	**1096**	**.609**	**-**	**-**	**-**	**451**	**648**	**.696**	**254**	**387**	**641**	**5.6**	**350**	**22**	**57**	**207**	**235**	**86**	**1785**	**15.5**

KIMBERLY WILSON

YEAR	GP	GS	MIN	AVG	FG	FGA	PCT.	3P	3PA	PCT.	FT	FTA	PCT.	OREB	DREB	REB	RPG	PF	DQ	A	TO	BK	ST	PTS	PPG
1993-94	29	13	755	26.0	134	330	.406	61	161	.379	55	69	.797	40	90	130	4.5	66	0	50	79	5	41	384	13.2
1994-95	29	27	888	30.6	149	355	.420	60	167	.359	55	72	.764	31	89	120	4.1	61	0	52	84	4	33	413	14.2
1995-96	34	34	1137	33.4	173	343	.504	89	192	.464	67	78	.859	19	114	133	3.9	66	1	127	119	9	39	502	14.8
1996-97	28	27	879	31.4	160	366	.437	57	153	.373	57	68	.838	36	80	116	4.1	69	1	103	86	3	42	434	15.5
TOTAL	**120**	**101**	**3659**	**30.5**	**616**	**1394**	**.442**	**267**	**673**	**.397**	**234**	**287**	**.815**	**126**	**373**	**499**	**4.2**	**262**	**2**	**332**	**368**	**21**	**155**	**1733**	**14.4**

SHELLY WALLACE — CAREER REBOUND LEADER

YEAR	GP	GS	MIN	AVG	FG	FGA	PCT.	3P	3PA	PCT.	FT	FTA	PCT.	OREB	DREB	REB	RPG	PF	DQ	A	TO	BK	ST	PTS	PPG
1985-86	29	2	451	15.6	71	137	.518	-	-	-	40	64	.625	111	270	381	13.1	53	0	15	35	5	17	182	6.3
1986-87	32	14	-	-	99	191	.518	-	-	-	48	94	.511	-	-	171	-	73	2	32	49	2	31	246	7.7
1987-88	28	26	945	33.8	184	320	.575	-	-	-	95	140	.679	82	247	329	11.8	84	1	94	94	16	51	463	16.5
1988-89	30	30	1006	33.5	267	426	.627	-	-	-	158	220	.718	111	270	381	12.7	79	2	63	67	12	70	692	23.1
TOTAL	**119**	**72**	**-**	**-**	**621**	**1074**	**.578**	**-**	**-**	**-**	**341**	**518**	**.658**	**-**	**-**	**1262**	**-**	**289**	**5**	**204**	**245**	**35**	**169**	**1583**	**13.3**

1,000 POINT SCORERS

WENDI WILLITS — CAREER 3PT LEADER

YEAR	GP	GS	MIN	AVG	FG	FGA	PCT.	3P	3PA	PCT.	FT	FTA	PCT.	OREB	DREB	REB	RPG	PF	DQ	A	TO	BK	ST	PTS	PPG
1997-98	33	5	622	18.8	69	201	.343	52	146	.356	33	43	.767	26	40	66	2.0	31	0	40	41	1	23	223	6.8
1998-99	33	32	1001	30.3	148	322	.460	104	226	.460	70	87	.805	43	67	110	3.3	41	0	54	61	5	28	470	14.2
1999-00	32	30	1108	34.6	149	370	.403	73	184	.397	80	94	.851	23	73	96	3.0	48	1	74	66	9	23	451	14.1
2000-01	33	30	1056	32.0	139	367	.379	87	215	.405	65	78	.833	27	74	101	3.1	41	0	60	49	7	29	430	13.0
TOTAL	**131**	**97**	**3787**	**28.9**	**505**	**1260**	**.401**	**316**	**771**	**.410**	**248**	**302**	**.821**	**119**	**254**	**373**	**2.8**	**161**	**1**	**228**	**217**	**22**	**103**	**1574**	**12.0**

C'EIRA RICKETTS — CAREER STEALS LEADER

YEAR	GP	GS	MIN	AVG	FG	FGA	PCT.	3P	3PA	PCT.	FT	FTA	PCT.	OREB	DRED	REB	RPG	PF	DQ	A	TO	BK	ST	PTS	PPG
2008-09	32	30	1020	31.9	156	365	.427	12	54	.222	78	111	.703	65	137	202	6.3	56	0	125	84	16	82	402	12.6
2009-10	31	31	1039	33.5	134	324	.414	8	34	.235	34	60	.567	52	101	153	4.9	54	1	128	96	23	74	310	10.0
2010-11	34	34	1145	33.7	171	449	.381	29	83	.349	101	148	.682	31	130	161	4.7	49	0	127	80	13	77	472	13.9
2011-12	33	33	1027	31.1	152	371	.410	15	57	.263	54	79	.684	48	102	150	4.5	48	0	143	75	11	88	373	11.3
TOTAL	**130**	**128**	**4231**	**32.5**	**613**	**1509**	**.406**	**64**	**228**	**.281**	**267**	**398**	**.671**	**196**	**470**	**666**	**5.1**	**207**	**1**	**523**	**335**	**63**	**321**	**1557**	**12.0**

CHRISTY SMITH

YEAR	GP	GS	MIN	AVG	FG	FGA	PCT.	3P	3PA	PCT.	FT	FTA	PCT.	OREB	DREB	REB	RPG	PF	DQ	A	TO	BK	ST	PTS	PPG
1994-95	30	30	1126	37.5	117	307	.381	40	113	.354	134	149	.899	20	56	76	2.5	60	1	133	134	2	89	408	13.6
1995-96*	22	22	781	35.5	111	276	.402	31	102	.304	110	138	.797	17	56	73	3.3	47	0	97	88	1	44	363	16.5
1996-97	28	27	920	32.9	100	273	.366	45	134	.336	98	121	.810	16	52	68	2.4	57	0	131	82	1	52	343	12.3
1997-98	31	31	1133	36.5	93	255	.365	40	116	.345	119	143	.832	16	61	77	2.5	67	0	146	89	2	54	345	11.1
TOTAL	**111**	**110**	**3960**	**35.7**	**421**	**1111**	**.379**	**156**	**465**	**.335**	**461**	**551**	**.837**	**69**	**225**	**294**	**2.6**	**231**	**1**	**507**	**393**	**6**	**239**	**1459**	**13.1**

*Injured

KARYN KARLIN

YEAR	GP	GS	MIN	AVG	FG	FGA	PCT.	3P	3PA	PCT.	FT	FTA	PCT.	OREB	DREB	REB	RPG	PF	DQ	A	TO	BK	ST	PTS	PPG
1996-97	28	25	702	25.1	121	244	.496	1	4	.250	76	102	.745	83	110	193	6.9	65	0	37	39	35	55	319	11.4
1997-98	33	33	995	30.2	198	411	.482	0	0	.000	105	143	.734	69	112	181	5.5	83	1	35	65	24	49	501	15.2
1998-99	18	18	531	29.5	109	232	.470	0	3	.000	70	93	.753	41	72	113	6.3	47	1	13	45	10	24	288	16.0
1999-00	32	26	838	26.2	125	293	.427	1	3	.333	82	115	.713	66	94	160	5.0	78	0	36	55	10	47	333	10.4
TOTAL	**111**	**102**	**3066**	**27.6**	**553**	**1180**	**.469**	**2**	**10**	**.200**	**333**	**453**	**.735**	**259**	**388**	**647**	**5.8**	**273**	**2**	**121**	**204**	**79**	**175**	**1441**	**13.0**

TRACY WEBB

YEAR	GP	GS	MIN	AVG	FG	FGA	PCT.	3P	3PA	PCT.	FT	FTA	PCT.	OREB	DREB	REB	RPG	PF	DQ	A	TO	BK	ST	PTS	PPG
1983-84	27	5	646	23.9	69	158	.437	-	-	-	75	109	.688	-	-	59	2.2	86	4	61	96	4	51	213	7.9
1984-85	28	27	-	-	127	264	.481	-	-	-	102	142	.718	-	-	96	3.4	79	6	104	126	1	68	356	12.7
1985-86	30	29	343	11.4	148	353	.419	-	-	-	91	130	.700	-	-	117	3.9	87	5	86	98	1	79	327	10.9
1986-87	32	30	-	-	165	358	.461	1	7	.143	116	145	.800	28	37	116	3.6	73	5	173	135	0	95	447	14.0
TOTAL	**117**	**91**	**-**	**-**	**509**	**1133**	**.449**	**1**	**7**	**.143**	**384**	**526**	**.730**	**28**	**37**	**388**	**3.3**	**325**	**20**	**424**	**455**	**6**	**293**	**1343**	**11.5**

DANA CHERRY

YEAR	GP	GS	MIN	AVG	FG	FGA	PCT.	3P	3PA	PCT.	FT	FTA	PCT.	ORED	DREB	REB	RPG	PF	DQ	A	TO	BK	ST	PTS	PPG
1999-00	32	12	682	21.3	96	210	.457	4	7	.571	45	60	.750	45	73	118	3.7	68	2	34	89	8	29	241	7.5
2000-01	33	26	868	26.3	137	293	.468	2	8	.250	62	84	.738	67	127	194	5.9	82	0	36	63	3	23	338	10.2
2001-02	32	28	965	30.2	162	345	.470	1	2	.500	93	127	.732	60	93	153	4.8	73	0	43	62	9	32	418	13.1
2002-03	33	29	1012	30.7	148	364	.407	3	8	.375	93	125	.744	74	91	165	5.0	61	1	53	80	5	43	392	11.9
TOTAL	**130**	**95**	**3527**	**27.1**	**543**	**1212**	**.448**	**10**	**25**	**.400**	**293**	**396**	**.740**	**246**	**384**	**630**	**4.8**	**284**	**3**	**166**	**294**	**25**	**127**	**1389**	**10.7**

SARAH WATKINS

YEAR	GP	GS	MIN	AVG	FG	FGA	PCT.	3P	3PA	PCT.	FT	FTA	PCT.	OREB	DRED	REB	RPG	PF	DQ	A	TO	BK	ST	PTS	PPG
2009-10	31	3	634	20.5	72	193	.373	3	9	.333	31	50	.620	42	80	122	3.9	66	0	14	60	41	17	178	5.7
2010-11	34	34	1012	29.8	169	364	.464	23	64	.359	97	141	.688	74	117	191	5.6	93	2	23	72	58	17	458	13.5
2011-12	33	33	863	26.2	118	333	.354	12	49	.245	82	111	.739	67	78	145	4.4	87	2	22	56	63	21	330	10.0
2012-13	33	6	739	22.4	159	343	.464	3	21	.143	101	129	.783	58	94	152	4.6	104	6	23	67	40	25	422	12.8
TOTAL	**131**	**76**	**3248**	**24.8**	**518**	**1233**	**.420**	**41**	**143**	**.287**	**311**	**431**	**.722**	**241**	**369**	**610**	**4.7**	**350**	**10**	**82**	**255**	**202**	**80**	**1388**	**10.6**

SYTIA MESSER

YEAR	GP	GS	MIN	AVG	FG	FGA	PCT.	3P	3PA	PCT.	FT	FTA	PCT.	OREB	DREB	REB	RPG	PF	DQ	A	TO	BK	ST	PTS	PPG
1995-96	34	14	631	18.6	102	290	.352	26	100	.260	64	99	.647	60	117	177	5.2	65	2	39	90	6	45	294	8.6
1996-97	28	24	690	24.6	94	259	.363	22	97	.227	58	83	.699	52	71	123	4.4	65	0	40	50	4	60	268	9.6
1997-98	33	32	871	26.4	140	354	.396	37	121	.306	97	137	.708	58	83	141	4.3	93	4	78	94	10	39	414	12.5
1998-99	33	26	829	25.1	133	341	.390	27	94	.287	110	139	.791	51	111	162	4.9	93	2	51	85	4	34	403	12.2
TOTAL	**128**	**96**	**3021**	**23.6**	**469**	**1244**	**.377**	**112**	**412**	**.272**	**329**	**458**	**.718**	**221**	**382**	**603**	**4.7**	**316**	**8**	**208**	**319**	**24**	**178**	**1379**	**10.8**

1,000 POINT SCORERS

SAMARA SPENCER

YEAR	GP	GS	MIN	AVG	FG	FGA	PCT.	3P	3PA	PCT.	FT	FTA	PCT.	OREB	DRED	REB	RPG	PF	DQ	A	TO	BK	ST	PTS	PPG
2021-22	31	27	930	30.0	138	3255	.425	44	128	.344	59	98	.602	18	96	114	3.7	49	0	96	82	8	36	379	12.2
2022-23	37	37	1256	33.9	182	459	.399	65	201	.323	100	182	.549	6	133	139	3.8	70	2	154	112	10	41	531	14.4
2023-24	33	33	1143	34.6	145	431	.336	40	154	.260	128	173	.740	21	132	154	4.6	58	2	115	95	7	43	458	13.9
TOTAL	**101**	**97**	**3330**	**33.0**	**466**	**1215**	**.384**	**149**	**483**	**.308**	**287**	**453**	**.634**	**45**	**361**	**406**	**4.0**	**177**	**4**	**365**	**289**	**25**	**120**	**1368**	**13.5**

LYNDSAY HARRIS — CAREER 3PT ATTEMPTS LEADER

YEAR	GP	GS	MIN	AVG	FG	FGA	PCT.	3P	3PA	PCT.	FT	FTA	PCT.	OREB	DRED	REB	RPG	PF	DQ	A	TO	BK	ST	PTS	PPG
2008-09	32	28	846	26.4	103	303	.340	56	193	.290	45	70	.643	31	66	97	3.0	86	4	58	88	6	42	307	9.6
2009-10	31	31	942	30.4	126	336	.375	76	223	.341	61	81	.753	10	66	76	2.5	104	1	98	113	6	42	389	12.5
2010-11	29	29	926	31.9	115	326	.353	81	232	.349	45	65	.692	19	92	111	3.8	85	1	64	74	7	39	356	12.3
2011-12	32	19	768	24.0	101	286	.353	71	213	.333	34	49	.694	13	55	68	2.1	72	2	48	50	4	38	307	9.6
TOTAL	**124**	**107**	**3482**	**28.1**	**445**	**1251**	**.356**	**284**	**861**	**.330**	**185**	**265**	**.698**	**73**	**279**	**352**	**2.8**	**347**	**8**	**268**	**325**	**23**	**161**	**1359**	**11.0**

MALICA MONK

YEAR	GP	GS	MIN	AVG	FG	FGA	PCT.	3P	3PA	PCT.	FT	FTA	PCT.	OREB	DREB	REB	RPG	PF	DQ	A	TO	BK	ST	PTS	PPG
2015-16	27	5	461	17.1	48	136	.353	2	10	.200	12	19	.632	6	23	29	1.1	60	2	47	44	5	23	110	4.1
2016-17	27	26	842	31.2	96	230	.417	7	25	.280	48	71	.676	29	52	81	3.0	79	2	83	59	7	62	247	9.1
2017-18	31	31	1061	34.2	171	488	.350	38	126	.302	114	146	.781	21	84	105	3.4	69	1	122	70	6	50	494	15.9
2018-19	37	37	1081	29.2	174	434	.401	42	120	.350	79	117	.675	20	68	88	2.4	84	0	117	64	6	50	469	12.7
TOTAL	**122**	**99**	**3445**	**28.2**	**489**	**1288**	**.380**	**89**	**281**	**.317**	**253**	**353**	**.717**	**76**	**227**	**303**	**2.5**	**292**	**5**	**369**	**237**	**24**	**185**	**1320**	**10.8**

INDIA LEWIS

YEAR	GP	GS	MIN	AVG	FG	FGA	PCT.	3P	3PA	PCT.	FT	FTA	PCT.	OREB	DREB	REB	RPG	PF	DQ	A	TO	BK	ST	PTS	PPG
1999-00	32	2	629	19.7	85	211	.403	66	166	.398	39	53	.736	13	45	58	1.8	49	0	88	75	2	44	275	8.6
2000-01	23	2	359	15.6	44	138	.319	36	116	.310	19	23	.826	8	31	39	1.7	18	0	46	33	0	26	143	6.2
2001-02	32	30	1102	34.4	148	401	.369	89	271	.328	62	74	.838	13	69	82	2.6	70	3	73	57	6	72	447	14.0
2002-03	33	33	1149	34.8	137	369	.371	76	234	.325	93	109	.853	19	72	91	2.8	51	1	69	49	1	68	443	13.4
TOTAL	**120**	**67**	**3239**	**27.0**	**414**	**1119**	**.370**	**267**	**787**	**.339**	**213**	**259**	**.822**	**53**	**217**	**270**	**2.3**	**188**	**4**	**276**	**214**	**9**	**210**	**1308**	**10.9**

AMBER RAMIREZ — CAREER 3PT PCT. LEADER

YEAR	GP	GS	MIN	AVG	FG	FGA	PCT.	3P	3PA	PCT.	FT	FTA	PCT.	OREB	DREB	REB	RPG	PF	DQ	A	TO	BK	ST	PTS	PPG
2019-20	32	32	1056	33.0	164	371	.442	106	237	.447	36	39	.923	8	93	101	3.2	27	0	60	31	10	36	470	14.7
2020-21	27	27	867	32.1	123	286	.430	77	177	.435	42	52	.808	6	72	78	2.9	38	0	41	33	5	30	365	13.5
2021-22	30	30	1055	35.2	159	379	.420	78	194	.402	67	82	.817	3	135	138	4.6	36	0	58	39	4	42	463	15.4
TOTAL	**89**	**89**	**2978**	**33.5**	**446**	**1036**	**.431**	**261**	**608**	**.429**	**145**	**173**	**.838**	**17**	**300**	**317**	**3.6**	**101**	**0**	**159**	**103**	**19**	**108**	**1298**	**14.6**

CHERYL ORCHOLSKI

YEAR	GP	GS	MIN	AVG	FG	FGA	PCT.	3P	3PA	PCT.	FT	FTA	PCT.	OREB	DREB	REB	RPG	PF	DQ	A	TO	BK	ST	PTS	PPG
1980-81	29	13	–	–	141	310	.455	–	–	–	37	46	.804	–	–	319	11.0	75	2	45	109	1	47	319	11.0
1981-82	36	36	–	–	131	292	.449	–	–	–	79	97	814	–	–	234	6.5	115	6	99	147	2	62	455	12.6
1982-83	29	28	–	–	101	213	.474	–	–	–	56	74	.757	–	–	76	2.6	67	1	101	131	2	29	258	8.9
1983-84	29	25	677	23.3	72	165	.436	–	–	–	49	58	.845	–	–	48	1.7	52	3	78	114	0	30	207	7.1
TOTAL	**123**	**102**	**–**	**–**	**445**	**980**	**.454**	**–**	**–**	**–**	**221**	**275**	**.804**	**–**	**–**	**677**	**5.5**	**309**	**12**	**323**	**501**	**5**	**168**	**1239**	**10.1**

JULIET JACKSON

YEAR	GP	GS	MIN	AVG	FG	FGA	PCT.	3P	3PA	PCT.	FT	FTA	PCT.	OREB	DREB	REB	RPG	PF	DQ	A	TO	BK	ST	PTS	PPG
1986-87	32	4	–	–	74	179	.413	1	6	.167	21	34	.618	8	16	24	0.8	47	1	49	63	0	39	170	5.3
1987-88	28	21	728	26.0	97	225	.431	3	14	.214	36	62	.581	11	52	63	2.3	57	1	77	83	1	61	233	8.3
1988-89	30	29	873	29.1	171	335	.510	4	8	.500	45	74	.608	45	50	95	3.2	66	2	90	79	1	56	403	13.4
1989-90	30	26	865	28.8	158	389	.406	4	19	.211	87	115	.757	56	58	114	3.8	97	7	97	59	0	39	407	13.6
TOTAL	**120**	**80**	**–**	**–**	**500**	**1128**	**.443**	**12**	**47**	**.255**	**189**	**285**	**.663**	**120**	**176**	**296**	**2.5**	**267**	**11**	**313**	**284**	**2**	**195**	**1213**	**10.1**

AMBER NICHOLAS — CAREER FT PCT. LEADER



YEAR	GP	GS	MIN	AVG	FG	FGA	PCT.	3P	3PA	PCT.	FT	FTA	PCT.	OREB	DREB	REB	RPG	PF	DQ	A	TO	BK	ST	PTS	PPG
1988-89	30	3	601	20.0	79	178	.444	18	46	.391	26	31	.839	18	43	61	2.0	63	0	99	61	1	29	202	6.7
1989-90	30	30	971	32.4	128	292	.438	31	71	.437	46	53	.868	32	99	131	4.4	69	4	169	116	3	67	333	11.1
1990-91	32	32	1045	32.7	152	308	.494	41	86	.477	53	66	.803	22	96	118	3.7	56	1	180	96	1	58	398	12.4
1991-92	25	25	949	38.0	98	255	.384	31	88	.352	49	56	.875	20	98	118	4.7	60	2	89	100	1	66	276	11.0
TOTAL	**117**	**90**	**3566**	**30.5**	**457**	**1033**	**.442**	**121**	**291**	**.416**	**174**	**206**	**.845**	**92**	**336**	**428**	**3.7**	**248**	**7**	**537**	**373**	**6**	**220**	**1209**	**10.3**

1,000 POINT SCORERS

STEPHANIE BLOOMER

YEAR	GP	GS	MIN	AVG	FG	FGA	PCT.	3P	3PA	PCT.	FT	FTA	PCT.	OREB	DREB	REB	RPG	PF	DQ	A	TO	BK	ST	PTS	PPG
1991-92	25	14	543	21.7	75	170	.441	0	2	.000	54	82	.659	54	90	144	5.8	77	5	26	37	27	25	204	8.2
1992-93	27	21	606	22.4	94	204	.461	0	2	.000	58	84	.690	47	121	168	6.2	74	4	33	70	31	36	246	9.1
1993-94	24	18	637	26.5	102	208	.490	0	0	.000	88	132	.667	58	96	154	6.4	76	5	30	52	35	41	292	12.2
1994-95	29	27	792	27.3	148	284	.521	1	7	.143	120	156	.769	62	163	225	7.8	84	3	55	87	33	44	417	14.4
TOTAL	**105**	**80**	**2578**	**24.6**	**419**	**866**	**.484**	**1**	**11**	**.091**	**320**	**454**	**.705**	**221**	**470**	**691**	**6.6**	**311**	**17**	**144**	**246**	**126**	**146**	**1159**	**11.0**

AMANDA HOLLEY

YEAR	GP	GS	MIN	AVG	FG	FGA	PCT.	3P	3PA	PCT.	FT	FTA	PCT.	OREB	DRED	REB	RPG	PF	DQ	A	TO	BK	ST	PTS	PPG
1981-82	36	33	–	–	123	292	.421	–	–	–	63	104	.606	–	–	242	6.7	117	5	15	66	55	43	309	8.6
1982-83	29	28	–	–	183	344	.532	–	–	–	68	92	.739	–	–	212	7.3	96	1	28	69	50	49	434	15.0
1983-84	29	28	868	29.9	171	318	.538	–	–	–	69	97	.711	–	–	229	7.9	84	1	44	65	42	46	411	14.2
TOTAL	**94**	**89**	**–**	**–**	**477**	**954**	**.500**	**–**	**–**	**–**	**200**	**293**	**.683**	**–**	**–**	**683**	**7.3**	**297**	**7**	**87**	**200**	**147**	**138**	**1154**	**12.3**

MONICA BROWN

YEAR	GP	GS	MIN	AVG	FG	FGA	PCT.	3P	3PA	PCT.	FT	FTA	PCT.	OREB	DREB	REB	RPG	PF	DQ	A	TO	BK	ST	PTS	PPG
1983-84	23	10	419	18.2	58	112	.518	–	–	–	19	31	.613	–	–	94	4.1	46	2	11	13	4	9	140	6.1
1984-85	25	24	–	–	111	224	.496	–	–	–	43	70	.614	–	–	162	6.5	47	1	16	14	4	15	265	10.6
1985-86	20	18	616	30.8	118	217	.544	–	–	–	42	59	.712	–	–	181	9.1	28	0	19	17	3	35	278	13.9
1986-87	32	32	–	–	176	336	.524	–	–	–	91	122	.746	–	–	252	7.9	62	1	36	60	13	31	443	13.8
TOTAL	**100**	**84**	**–**	**–**	**463**	**889**	**.521**	**–**	**–**	**–**	**195**	**282**	**.691**	**–**	**–**	**689**	**6.9**	**183**	**4**	**82**	**104**	**24**	**90**	**1126**	**11.3**

KELLY JOHNSON

YEAR	GP	GS	MIN	AVG	FG	FGA	PCT.	3P	3PA	PCT.	FT	FTA	PCT.	OREB	DREB	REB	RPG	PF	DQ	A	TO	BK	ST	PTS	PPG
1992-93	20	1	275	13.8	44	81	.543	0	1	.000	30	37	.811	18	34	52	2.6	61	5	25	74	3	28	118	5.9
1993-94	29	25	904	31.2	119	220	.541	0	1	.000	59	74	.797	52	92	144	5.0	57	0	44	77	7	33	297	10.2
1994-95	30	29	1026	34.2	117	307	.381	0	5	.000	75	91	.824	55	118	173	5.8	63	2	42	64	3	31	351	11.7
1995-96	34	32	1108	32.6	139	310	.448	2	9	.222	63	77	.818	56	109	165	4.9	70	2	59	171	10	49	343	10.1
TOTAL	**113**	**87**	**3313**	**29.3**	**419**	**918**	**.456**	**2**	**16**	**.125**	**227**	**279**	**.814**	**181**	**353**	**534**	**4.7**	**251**	**9**	**170**	**386**	**23**	**141**	**1109**	**9.8**

ERYNN BARNUM

YEAR	GP	GS	MIN	AVG	FG	FGA	PCT.	3P	3PA	PCT.	FT	FTA	PCT.	OREB	DREB	REB	RPG	PF	DQ	A	TO	BK	ST	PTS	PPG
2019-20	27	0	306	11.3	50	98	.510	3	7	.429	31	52	.596	31	76	107	4.0	26	0	5	11	28	15	134	5.0
2020-21	28	0	455	16.3	85	145	.586	1	7	.143	44	87	.506	34	94	128	4.6	56	0	11	30	23	21	215	7.7
2021-22	22	10	385	17.5	55	134	.410	3	16	.188	55	80	688	35	70	105	4.8	32	0	18	26	12	20	168	7.6
2022-23	37	37	982	26.5	205	369	.556	13	44	.295	132	205	.644	91	148	239	6.5	94	0	66	84	38	47	555	15.0
TOTAL	**114**	**47**	**2128**	**18.7**	**395**	**746**	**.529**	**20**	**74**	**.270**	**262**	**424**	**.618**	**191**	**388**	**579**	**5.1**	**208**	**0**	**100**	**151**	**101**	**103**	**1072**	**9.4**

BLAIR SAVAGE



YEAR	GP	GS	MIN	AVG	FG	FGA	PCT.	3P	3PA	PCT.	FT	FTA	PCT.	OREB	DREB	REB	RPG	PF	DQ	A	TO	BK	ST	PTS	PPG
1989-90	30	17	705	23.5	120	235	.511	0	0	.000	23	40	.575	62	105	167	5.6	68	3	67	72	12	29	263	8.8
1990-91	32	25	880	27.5	155	297	.522	0	0	.000	46	70	.657	86	131	217	6.8	81	2	78	71	10	38	356	11.1
1991-92	25	22	759	30.4	108	212	.509	0	1	.000	27	53	.509	57	82	139	5.6	47	0	33	62	5	27	243	9.7
1992-93	27	27	752	27.9	89	182	.489	1	2	.500	31	45	.689	55	97	152	5.6	66	2	55	71	19	22	210	7.8
TOTAL	**114**	**91**	**3096**	**27.2**	**472**	**926**	**.510**	**1**	**3**	**.333**	**127**	**208**	**.611**	**260**	**415**	**675**	**5.9**	**262**	**7**	**233**	**276**	**46**	**116**	**1072**	**9.4**

SARAH PFEIFER

YEAR	GP	GS	MIN	AVG	FG	FGA	PCT.	3P	3PA	PCT.	FT	FTA	PCT.	OREB	DREB	REB	RPG	PF	DQ	A	TO	BK	ST	PTS	PPG
2002-03	29	6	390	13.4	43	86	.500	1	1	1.000	30	47	.638	35	52	87	3.0	50	1	18	31	10	16	117	4.0
2003-04	3	3	58	19.3	8	17	.471	0	0	.000	4	8	.500	3	5	8	2.7	5	0	1	1	2	3	20	6.7
2004-05	31	17	894	28.8	147	330	.445	0	0	.000	89	126	.706	73	74	147	4.7	83	3	32	50	22	36	383	12.4
2005-06	Redshirt due to injury																								
2006-07	31	14	658	21.2	98	255	.384	0	4	.000	55	68	.809	41	71	112	3.6	84	6	32	49	14	24	251	8.1
2007-08	30	14	777	25.9	104	265	.392	23	82	.280	54	78	.692	61	87	148	4.9	80	3	55	58	24	17	285	9.5
TOTAL	**124**	**54**	**2777**	**22.4**	**400**	**953**	**.420**	**24**	**87**	**.276**	**232**	**327**	**.709**	**213**	**289**	**502**	**4.0**	**302**	**13**	**138**	**189**	**72**	**96**	**1056**	**8.5**

KIM BUNGE

YEAR	GP	GS	MIN	AVG	FG	FGA	PCT.	3P	3PA	PCT.	FT	FTA	PCT.	OREB	DREB	REB	RPG	PF	DQ	A	TO	BK	ST	PTS	PPG
1979-80	23	0	–	–	47	96	.490	–	–	–	30	43	.698	–	–	102	4.4	58	1	7	35	23	11	124	5.4
1980-81	26	15	–	–	99	222	.446	–	–	–	78	119	.655	–	–	183	7.0	77	3	14	53	38	21	262	10.1
1981-82	36	35	–	–	160	328	.488	–	–	–	135	189	.714	–	–	234	6.5	115	6	19	86	39	40	455	12.6
1982-83	29	24	–	–	80	173	.462	–	–	–	46	76	.605	–	–	133	4.6	76	3	20	48	16	15	206	7.1
TOTAL	**114**	**74**	**–**	**–**	**386**	**819**	**.471**	**–**	**–**	**–**	**289**	**427**	**.677**	**–**	**–**	**652**	**5.7**	**326**	**13**	**60**	**222**	**116**	**87**	**1047**	**9.2**

1,000 POINT SCORERS

LONNIYA BRAGG

YEAR	GP	GS	MIN	AVG	FG	FGA	PCT.	3P	3PA	PCT.	FT	FTA	PCT.	OREB	DREB	REB	RPG	PF	DQ	A	TO	BK	ST	PTS	PPG
1997-98	31	3	272	8.8	25	57	.439	0	0	.000	14	30	.467	24	41	65	2.1	30	0	5	18	3	17	64	2.1
1998-99	34	29	809	23.8	115	204	.564	0	2	.000	67	100	.670	72	96	168	4.9	80	3	14	61	11	27	297	8.7
1999-00	31	27	813	26.2	127	214	.594	0	0	.000	62	97	.639	89	115	204	6.6	80	2	30	76	16	38	316	10.2
2000-01	33	32	902	27.3	138	252	.548	0	0	.000	83	128	.648	96	125	221	6.7	87	2	36	78	23	39	359	10.9
TOTAL	**129**	**91**	**2796**	**21.7**	**405**	**727**	**.557**	**0**	**2**	**.000**	**226**	**355**	**.637**	**281**	**377**	**658**	**5.1**	**277**	**7**	**85**	**233**	**53**	**121**	**1036**	**8.0**

OTHER RECORD HOLDERS

AMY WRIGHT — CAREER ASSISTS LEADER

YEAR	GP	GS	MIN	AVG	FG	FGA	PCT.	3P	3PA	PCT.	FT	FTA	PCT.	OREB	DREB	REB	RPG	PF	DQ	A	TO	BK	ST	PTS	PPG
1998-99	34	33	872	25.6	41	115	.357	7	35	.200	42	65	.646	16	46	62	1.8	81	2	172	113	5	38	131	3.9
1999-00	32	30	766	24.0	47	123	.382	10	31	.323	40	59	.678	12	38	50	1.6	82	2	142	109	4	36	144	4.5
2000-01	33	31	1007	30.5	84	184	.457	9	30	.300	62	102	.608	27	79	106	3.2	75	0	198	124	12	54	239	7.2
2001-02	32	31	1037	32.4	64	196	.327	7	33	.212	76	117	.650	25	74	99	3.1	66	0	205	101	6	66	211	6.6
TOTAL	**131**	**125**	**3682**	**28.1**	**236**	**618**	**.382**	**33**	**129**	**.256**	**220**	**343**	**.641**	**80**	**237**	**317**	**2.4**	**304**	**4**	**717**	**447**	**27**	**194**	**725**	**5.5**

LAUREN ERVIN — CAREER REBOUNDING AVG. LEADER

YEAR	GP	GS	MIN	AVG	FG	FGA	PCT.	3P	3PA	PCT.	FT	FTA	PCT.	OREB	DREB	REB	RPG	PF	DQ	A	TO	BK	ST	PTS	PPG
2006-07	31	31	896	28.9	158	279	.566	1	4	.250	78	107	.729	129	190	319	10.3	69	0	47	52	76	37	395	12.7
2007-08	16	16	256	16.0	99	186	.532	13	35	.371	45	55	.818	58	118	176	11.0	33	0	43	34	27	22	256	16.0
TOTAL	**47**	**47**	**1152**	**24.5**	**257**	**465**	**.553**	**14**	**39**	**.359**	**123**	**162**	**.759**	**187**	**308**	**495**	**10.5**	**102**	**0**	**90**	**86**	**103**	**59**	**651**	**13.9**

ANNUAL FINAL TEAM STATS

				Total			3-Point			F-Throw			Rebounds											
Year	W-L	GP	Min	FG	FGA	Pct	FG	FGA	Pct.	FT	FTA	Pct.	Off	Def	Tot	Avg.	PF	FO	Ast	TO	Blk	Stl	Pts	Avg.
1976-77	10-6	16	-	431	1073	.401	-	-	-	150	272	.551	-	-	634	39.6	-	-	-	340	-	43	1013	63.3
1977-78	14-9	23	-	649	1536	.422	-	-	-	213	356	.598	-	-	871	37.8	-	-	-	505	-	154	1519	66.0
1978-79	7-13	20	-	412	1087	.379	-	-	-	276	438	.630	-	-	675	33.7	432	-	192	524	37	216	1100	55.0
1980-81	11-18	29	-	735	1774	.414	-	-	-	390	578	.675	-	-	1089	37.6	578	22	289	651	51	322	1860	64.1
1981-82	26-10	36	0	918	2049	.448	-	-	-	722	1000	.722	-	-	1540	42.8	702	18	370	772	120	368	2558	71.1
1982-83	21-8	29	-	773	1631	.474	-	-	-	465	690	.674	-	-	1129	38.9	565	9	352	609	90	245	2011	69.3
1983-84	20-9	29	5800	775	1635	.474	-	-	-	439	632	.695	-	-	1013	34.9	574	18	379	588	65	265	1989	68.6
1984-85	20-8	28	-	815	1793	.455	-	-	-	522	769	.679	-	-	1096	39.1	468	13	329	504	22	294	2152	76.8
1985-86	22-8	30	6000	882	1823	.484	65	177	.367	455	665	.684	329	779	1215	40.5	499	11	388	274	69	274	2219	74.0
1986-87	20-12	32	6400	465	962	.483	2	17	.118	280	415	.675	-	-	1201	37.5	240	3	244	282	39	274	1212	75.8
1987-88	13-15	28	5625	784	1648	.476	27	79	.342	421	636	.662	302	694	1088	38.9	541	31	481	635	110	263	2016	72.0
1988-89	22-8	30	6000	991	1967	.504	65	177	.367	443	655	.676	329	779	1225	40.8	589	12	633	560	91	273	2490	83.0
1989-90	25-5	30	-	960	1996	.481	39	111	.351	454	689	.659	442	738	1326	44.2	567	19	602	546	131	304	2413	80.4
1990-91	28-4	32	-	1061	2028	.523	93	218	.427	429	608	.706	357	720	1203	37.6	520	7	694	559	109	357	2644	82.6
1991-92	11-14	25	-	622	1445	.431	74	214	.346	356	531	.670	275	556	946	37.8	496	15	314	496	55	245	1674	67.0
1992-93	13-14	27	-	658	1564	.421	64	227	.282	446	643	.694	309	661	1119	41.4	595	20	324	625	85	273	1826	67.6
1993-94	15-14	29	-	752	1745	.431	96	305	.315	493	717	.688	362	632	1122	38.7	612	20	387	574	76	316	2093	72.2
1994-95	23-7	30	-	779	1724	.452	122	362	.337	565	734	.770	318	619	1064	35.5	509	9	397	532	74	304	2245	74.8
1995-96	21-13	34	-	877	1937	.453	154	426	.362	554	781	.709	338	775	1221	35.9	598	11	429	630	92	299	2462	72.4
1996-97	18-10	28	-	775	1804	.430	142	444	.320	435	613	.710	367	564	1027	36.7	568	7	427	460	110	311	2127	75.0
1997-98	22-11	33	-	854	2015	.424	191	570	.335	579	794	.729	367	632	1147	34.8	593	7	469	604	75	324	2478	75.1
1998-99	20-14	34	-	902	2092	.431	198	576	.344	514	742	.693	430	698	1259	37.0	673	13	518	640	97	288	2516	74.0
1999-00	17-15	32	-	851	1876	.454	166	435	.382	490	699	.701	356	648	1111	34.7	638	11	474	605	78	296	2358	73.7
2000-01	20-13	33	6400	869	2031	.428	202	593	.341	442	635	.696	396	677	1186	35.9	618	6	466	529	102	295	2382	72.2
2001-02	20-12	32	-	845	2037	.415	150	492	.305	464	715	.649	385	616	1122	35.1	612	8	426	433	136	339	2304	72.0
2002-03	22-11	33	6600	825	2009	.411	134	424	.316	447	649	.689	399	663	1222	37.0	579	8	451	544	120	328	2231	67.6
2003-04	16-12	28	-	674	1682	.401	160	554	.289	388	635	.611	325	621	1062	37.9	540	14	416	468	126	266	1896	67.7
2004-05	17-14	31	6200	755	1955	.386	140	503	.278	401	657	.610	368	617	1116	36.0	593	14	465	553	90	388	2051	66.2
2005-06	14-15	29	5780	712	1886	.378	202	604	.334	289	440	.657	439	641	1080	37.2	547	13	461	469	82	272	1915	66.0
2006-07	18-13	31	6275	790	2030	.389	158	543	.291	433	618	.701	465	791	1256	40.5	514	7	462	517	165	307	2171	70.0
2007-08	17-13	30	6000	741	1729	.429	155	498	.311	331	474	.698	378	736	1114	37.1	424	9	414	483	130	231	1968	65.6
2008-09	18-14	32	6450	780	1953	.399	200	658	.304	373	559	.667	473	764	1237	38.7	550	10	399	524	130	305	2133	66.7
2009-10	13-18	31	6275	756	1869	.404	167	546	.306	346	499	.693	403	777	1180	38.1	534	7	396	563	137	289	2025	65.3
2010-11	22-12	34	6850	815	2039	.400	169	531	.318	397	614	.647	454	879	1333	39.2	513	5	420	520	129	296	2196	64.6
2011-12	24-9	33	6700	751	1957	.384	167	580	.288	380	583	.652	510	767	1277	38.7	503	8	431	488	127	317	2049	62.1
2012-13	20-13	33	6725	802	1992	.403	163	549	.297	422	621	.680	472	822	1294	39.2	545	12	496	506	131	312	2189	66.3
2013-14	19-11	30	6000	714	1737	.411	177	508	.348	392	572	.685	394	688	1082	36.1	512	7	452	395	139	277	1997	66.6
2014-15	18-14	32	6425	659	1800	.366	155	524	.296	437	669	.653	438	845	1283	40.1	548	9	383	421	112	212	1910	59.7
2015-16	12-18	30	6050	676	1850	.365	111	424	.262	341	505	.675	431	752	1183	39.4	558	14	343	465	91	209	1804	60.1
2016-17	13-17	30	6000	719	1807	.398	177	535	.331	309	465	.665	405	745	1150	38.3	514	10	376	434	114	223	1924	64.1
2017-18	13-18	31	6200	756	2077	.364	237	826	.287	335	496	.675	393	780	1173	37.8	503	8	374	360	105	211	2084	67.2
2018-19	22-15	37	7425	961	2413	.398	296	922	.321	518	710	.730	421	933	1354	36.6	620	5	427	427	146	315	2736	73.9
2019-20	24-8	32	6425	921	2073	.444	314	808	.389	512	679	.754	313	888	1201	37.5	475	3	423	352	116	273	2668	83.4
2020-21	19-9	28	5602	785	1763	.445	267	636	.389	468	636	.736	220	704	924	33.0	440	2	339	301	78	218	2305	82.3
2021-22	18-14	32	6450	833	2041	.408	258	809	.319	431	642	.671	359	851	1210	37.8	524	9	400	356	160	237	2355	73.6
2022-23	24-13	37	7450	893	2238	.399	305	1007	.303	581	861	.675	375	1033	1408	38.1	625	8	487	496	161	245	2672	72.2
2023-24	18-15	33	6600	779	2081	.374	288	969	.297	446	619	.721	322	922	1244	37.7	474	5	356	418	172	204	2292	69.5

YEARLY LEADERS

POINTS

2023–24	Samara Spencer, Jr.	458
2022–23	Erynn Barnum, R–Sr.	555
2021–22	Amber Ramirez, R–Sr.	463
2020–21	Chelsea Dungee, R–Sr.	603
2019–20	Chelsea Dungee, R–Jr.	541
2018–19	Chelsea Dungee, R–So.	759
2017–18	Malica Monk, Jr.	494
2016–17	Jessica Jackson, Sr.	426
2015–16	Jessica Jackson, Jr.	477
2014–15	Jessica Jackson, So.	477
2013–14	Jessica Jackson, Fr.	485
2012–13	Sarah Watkins, Sr.	422
2011–12	C'eira Ricketts, Jr.	373
2010–11	C'eira Ricketts, Sr.	372
2009–10	Charity Ford, Sr.	378
2008–09	C'eira Ricketts, Fr.	402
2007–08	Ayana Brereton, Sr.	344
2006–07	Lauren Ervin, Jr.	395
2005–06	Dominique Washington, Jr.	246
2004–05	Sarah Pfeifer, So.	383
2003–04	Shameka Christon, Sr.*	611
2002–03	Shameka Christon, Jr.	496
2001–02	Shameka Christon, So.	517
2000–01	Wendi Willits, Sr.	430
1999–00	Wendi Willits, Jr.	451
1998–99	Wendi Willits, So.	470
1997–98	Karyn Karlin,So.	501
1996–97	Kimberly Wilson, Sr.	434
1995–96	Kimberly Wilson, Jr.	502
1994–95	Stephanie Bloomer, Sr.	417
1993–94	Kimberly Wilson, Fr.	384
1992–93	Shea Henderson, Jr.	252
1991–92	Amber Nicholas, Sr.	276
1990–91	Delmonica DeHorney, Sr.*	583
1989–90	Delmonica DeHorney, Jr.*	581
1988–89	Shelly Wallace, Sr.	692
1987–88	Shelly Wallace, Jr.	463
1986–87	Lanell Dawson, Sr.	453
1985–86	Lanell Dawson, Jr.	344
1984–85	Bettye Fiscus, Sr.	554
1983–84	Amanda Holley, Sr.	411
1982–83	Bettye Fiscus, So.	476
1981–82	Bettye Fiscus, Fr.	655
1980–81	Cheryl Orcholski, Fr.	319
1979–80	Lita Stricklin, So.	442
1978–79	Lita Stricklin, Fr.	280
1977–78	Marsha Lackey–Vining	375
1976–77	Marsha Lackey–Vining	267

FG MADE

2023–24	Taliah Scott, Fr.	151
2022–23	Erynn Barnum, R–Sr.	205
2021–22	Amber Ramirez, R–Sr.	159
2020–21	Chelsea Dungee, R–Sr.	184
2019–20	Chelsea Dungee, R–Jr.	171
2018–19	Chelsea Dungee, R–So.	232
2017–18	Malica Monk, Jr.	171
2016–17	Jessica Jackson, Sr.	145
2015–16	Jessica Jackson, Jr.	170
2014–15	Jessica Jackson, So.	161
2013–14	Jessica Jackson, Fr.	163
2012–13	Sarah Watkins, Sr.	159
2011–12	C'eira Ricketts, Sr.	145
2010–11	C'eira Ricketts, Jr.	171
2009–10	Charity Ford, Sr.	144
2008–09	C'eira Ricketts, Fr.	156
2007–08	Ayana Brereton, Jr.	137
2006–07	Lauren Ervin, Jr.	158
2005–06	Dominique Washington, Jr.	98
2004–05	Sarah Pfeifer, So.	147
2003–04	Shameka Christon, Sr.	219
2002–03	Shameka Christon, Jr.	193
2001–02	Shameka Christon, So.	197
2000–01	Wendi Willits, Sr.	139
1999–00	Wendi Willits, Jr.	149
1998–99	Wendi Willits, So.	143
1997–98	Karyn Karlin, So.	198
1996–97	Kimberly Wilson, Sr.	160
1995–96	Kimberly Wilson, Jr.	173
1994–95	Kimberly Wilson, So.	149
1993–94	Kimberly Wilson, Fr.	134
1992–93	Shea Henderson, Jr.	95
1991–92	Blair Savage, Jr.	108
1990–91	Delmonica DeHorney, Sr.	227
1989–90	Delmonica DeHorney, Jr.	219
1988–89	Shelly Wallace, Sr.	267
1987–88	Shelly Wallace, Jr.	184
1986–87	Lanell Dawson, So.	186
1985–86	Lanell Dawson, Fr.	168
1984–85	Bettye Fiscus, Sr.	219
1983–84	Amanda Holley, Jr.	171
1982–83	Amanda Holley, So.	183
1981–82	Bettye Fiscus, Fr.	236
1980–81	Cheryl Orcholski, Fr.	141
1979–80	Stats Missing	N/A
1978–79	Lita Stricklin, Fr.	109
1977–78	Marsha Lackey–Vining	166
1976–77	Marsha Lackey–Vining	124

FG PCT. (MIN. 100 ATT.)

2023–24	Maryam Dauda (121–266), R–So.	.455
2022–23	Erynn Barnum (205–369), R–Sr.	.556
2021–22	Sasha Goforth (139–319), So.	.436
2020–21	Erynn Barnum (85–145), R–So.	.586
2019–20	Taylah Thomas (71–125), Jr.	.568
2018–19	Kiara Williams (104–172), Jr.	.605
2017–18	Kiara Williams (105–201), So.	.522
2016–17	Keiryn Swenson (89–179), So.	.437
2015–16	Alecia Cooley (74–148), Jr.	.500
2014–15	Melissa Wolff (118–258), Jr.	.457
2013–14	Jhasmin Bowen (99–193), Jr.	.513
2012–13	Jhasmin Bowen (90–179), So.	.503
2011–12	C'eira Ricketts (152–371), Sr.	.410
2010–11	Ashley Daniels (111–226), Jr.	.491
2009–10	Ashley Daniels (74–142). So.	.521
2008–09	Whitney Jones (131–277), Sr.	.473
2007–08	Lauren Ervin (99–186), Sr.	.532
2006–07	Lauren Ervin (158–279), Jr.	.566
2005–06	Whitney Jones (70–146), Fr.	.480
2004–05	Danielle Allen (120–257), So.	.467
2003–04	Ruby Vaden (98–174), So.	.563
2002–03	Ruby Vaden (94–207), Fr.	.454
2001–02	Shameka Christon (197–418), So.	.471
2000–01	Lonniya Bragg (138–252), Sr.	.548
1999–00	Lonniya Bragg (127–214), Jr.	.594
1998–99	Lonniya Bragg (115–204), So.	.564
1997–98	Karen Jones (61–109), Sr.	.560
1996–97	Shaka Massey (119–231), So.	.515
1995–96	Shaka Massey (162–283), Fr.	.571
1994–95	Karen Jones (65–107), Fr.	.608
1993–94	Kelly Johnson (119–220), So.	.541
1992–93	Blair Savage (89–182), Sr.	.489
1991–92	Blair Savage (108–212), Jr.	.509
1990–91	Delmonica DeHorney (227–359), Sr.	.632
1989–90	Delmonica DeHorney (219–349), Jr.	.628
1988–89	Shelly Wallace (267–426), Sr.	.627
1987–88	Delmonica DeHorney (146–243), Fr.	.601
1986–87	Shelly Wallace (99–191), So.	.518
1985–86	Monica Brown (118–217), Jr.	.544
1984–85	Bettye Fiscus (219–439), Sr.	.500
1983–84	Bettye Fiscus (158–296), Jr.	.534
1982–83	Amanda Holley (183–344), So.	.532
1981–82	Kim Bunge (160–328), Jr.	.488
1980–81	Mary Munsch (100–211), Fr.	.474
1979–80	Lita Stricklin (179–352), So.	.508
1978–79	Lita Stricklin (109–229), Fr.	.475
1977–78	Carol Ann Riggs (101–200)	.505
1976–77	Carol Ann Rigs (58–121)	.479

3-POINT FGA

2023–24	Taliah Scott, Fr.	176
2022–23	Chrissy Carr, R–Sr.*	255
2021–22	Amber Ramirez, R–Sr.	194
2020–21	Amber Ramirez, R–Sr.	177
2019–20	Amber Ramirez, R–Jr	237
2018–19	Alexis Tolefree, Jr.	268
2017–18	Devin Cosper, Gr.	229
2016–17	Jessica Jackson, Sr.	138
2015–16	Jessica Jackson, Jr.	150
2014–15	Jessica Jackson, So.	163
2013–14	Jessica Jackson, Fr.	125
2012–13	Calli Berna, So.	117
2011–12	Lyndsay Harris, Sr.	213
2010–11	Lyndsay Harris, Jr.	232
2009–10	Lyndsay Harris, So.	220
2008–09	Lyndsay Harris, Fr.	193
2007–08	Charity Ford, So.	123
2006–07	Donica Cosby, Fr.	172
2005–06	Rochelle Vaughn, Sr.	138
2004–05	Rochelle Vaughn, Jr.	138
2003–04	Shameka Christon, Sr.	129
2002–03	India Lewis, Sr.	234
2001–02	India Lewis, Jr.	271
2000–01	Wendi Willits, Sr.	215
1999–00	Wendi Willits, Jr.	184
1998–99	Wendi Willits, So.	226
1997–98	Wendi Willits, Fr.	146
1996–97	Kimberly Wilson, Sr.	153
1995–96	Kimberly Wilson, Jr.	192
1994–95	Kimberly Wilson, So.	167
1993–94	Kimberly Wilson, Fr.	161
1992–93	Shannon Jones, Jr.	110
1991–92	Amber Nicholas, Sr.	88
1990–91	Amber Nicholas, Jr.	86
1989–90	Amber Nicholas, So.	71
1988–89	Lisa Martin, Sr.	120
1987–88	Lisa Martin, Jr.	59

(Three–point goals began in women's collegiate basketball with the 1986–87 season.)

SCORING AVERAGE

2023–24	Taliah Scott, Fr.	22.1
2022–23	Erynn Barnum, R–Sr.	15.0
2021–22	Amber Ramirez, R–Sr.	15.4
2020–21	Chelsea Dungee, R–Sr.*	22.3
2019–20	Chelsea Dungee, R–Jr.	16.9
2018–19	Chelsea Dungee, R–So.	20.5
2017–18	Malica Monk, Jr.	15.9
2016–17	Jessica Jackson, Sr.	14.7
2015–16	Jessica Jackson, Jr.	16.5
2014–15	Jessica Jackson, So.	14.9
2013–14	Jessica Jackson, Fr.	16.2
2012–13	Sarah Watkins, Sr.	12.8
2011–12	C'eira Ricketts, Sr.	11.3
2010–11	Keira Peak. Fr.	14.0
2009–10	Charity Ford, Sr.	11.6
2008–09	C'eira Ricketts, Fr.	12.6
2007–08	Lauren Ervin, Sr.	16.0
2006–07	Lauren Ervin, Jr.	12.7
2005–06	Brittney Vaughn, So.	10.4
2004–05	Sarah Pfeifer, So.	12.4
2003–04	Shameka Christon, Sr.	21.8
2002–03	Shameka Christon, Jr.	15.5
2001–02	Shameka Christon, So.	16.7
2000–01	Wendi Willits, Sr.	13.0
1999–00	Wendi Willits, Jr.	14.1
1998–99	Karyn Karlin, Jr.	16.0
1997–98	Karyn Karlin, So.	15.2
1996–97	Kimberly Wilson, Sr.	15.5
1995–96	Christy Smith, So.	16.5
1994–95	Stephanie Bloomer, Sr.	14.4
1993–94	Kimberly Wilson, Fr.	13.2
1992–93	Shea Henderson, Jr.	9.3
1991–92	Sha Hopson, So.	18.1
1990–91	Delmonica DeHonrey, Sr.	18.2
1989–90	Delmonica DeHorney, Jr.	20.0
1988–89	Shelly Wallace, Sr.	23.1
1987–88	Shelly Wallace, Jr.	16.5
1986–87	Tracy Webb, Sr.	14.1
1985–86	Monica Brown, Jr.	13.9
1984–85	Bettye Fiscus, Sr.	19.8
1983–84	Bettye Fiscus, Jr.	16.9
1982–83	Bettye Fiscus, So.	18.3
1981–82	Bettye Fiscus, Fr.	18.7
1980–81	Cheryl Orcholski, Fr.	11.0
1979–80	Stats Missing	N/A
1978–79	Lita Stricklin, Fr.	14.0
1977–78	Marsha Lackey–Vining	16.3
1976–77	Marsha Lackey–Vining	16.5

FG ATTEMPTS

2023–24	Samara Spencer, Jr.	431
2022–23	Erynn Barnum, R–Sr.	459
2021–22	Amber Ramirez, R–Sr.	379
2020–21	Chelsea Dungee, R–Sr.	434
2019–20	Chelsea Dungee, R–Jr.	458
2018–19	Chelsea Dungee, R–So.	574
2017–18	Malica Monk, Jr.	488
2016–17	Jessica Jackson, Sr.	388
2015–16	Jessica Jackson, Jr.	418
2014–15	Jessica Jackson, So.	431
2013–14	Jessica Jackson, Fr.	385
2012–13	Sarah Watkins, Sr.	343
2011–12	C'eira Ricketts, Sr.	343
2010–11	C'eira Ricketts, Jr.	449
2009–10	Charity Ford, Sr.	348
2008–09	C'eira Ricketts, Fr.	365
2007–08	Ayana Brereton, Jr.	297
2006–07	Donica Cosby, Fr.	323
2005–06	Dominique Washington, Jr.	251
2004–05	Sarah Pfeifer, So.	330
2003–04	Shameka Christon, Sr.	500
2002–03	Shameka Christon, Jr.	434
2001–02	Shameka Christon, So.	417
2000–01	Wendi Willits, Sr.	367
1999–00	Wendi Willits, Jr.	370
1998–99	Wendi Willits, So.	322
1997–98	Karyn Karlin, So.	411
1996–97	Kimberly Wilson, Sr.	366
1995–96	Kimberly Wilson, Jr.	343
1994–95	Kimberly Wilson, So.	355
1993–94	Kimberly Wilson, Fr.	330
1992–93	Shea Henderson, Jr.	235
1991–92	Blair Savage, Jr.	212
1990–91	Delmonica DeHorney, Sr.	359
1989–90	Juliet Jackson, Sr.	389
1988–89	Shelly Wallace, Sr.	426
1987–88	Shelly Wallace, Jr.	320
1986–87	Tracy Webb, Sr.	358
1985–86	Lanell Dawson, Fr.	319
1984–85	Bettye Fiscus, Sr.	439
1983–84	Amanda Holley, Jr.	318
1982–83	Amanda Holley, So.	344
1981–82	Bettye Fiscus, Fr.	486
1980–81	Cheryl Orcholski, Fr.	310
1979–80	Stats Missing	N/A
1978–79	Lita Stricklin, Fr.	229
1977–78	Marsha Lackey–Vining	391
1976–77	Marsha Lackey–Vining	291

3-POINT FG

2023–24	Makayla Daniels, Gr.	57
2022–23	Chrissy Carr, R–Sr.	86
2021–22	Amber Ramirez, R–Sr.	78
2020–21	Amber Ramirez, R–Sr.	77
2019–20	Amber Ramirez, R–Jr.	106
2018–19	Alexis Tolefree, Jr.	77
2017–18	Devin Cosper, Gr.	65
2016–17	Jessica Jackson, Sr.	46
2015–16	Jessica Jackson, Jr.	48
2014–15	Jessica Jackson, So.	56
2013–14	Jessica Jackson, Fr.	48
2012–13	Calli Berna, So.	34
2011–12	Lyndsay Harris, Sr.	71
2010–11	Lyndsay Harris, Jr.*	81
2009–10	Lyndsay Harris, So.	75
2008–09	Lyndsay Harris, Fr.	56
2007–08	Charity Ford, So.	38
2006–07	Donica Cosby, Fr.	52
2005–06	Leslie Howard, Jr.	49
2004–05	Rochelle Vaughn, Jr.	41
2003–04	Shameka Christon, Sr.	47
2002–03	India Lewis, Sr.	76
2001–02	India Lewis, Jr.	89
2000–01	Wendi Willits, Sr.	87
1999–00	Wendi Willits, Jr.	73
1998–99	Wendi Willits, So.*	104
1997–98	Wendi Willits, Fr.	52
1996–97	Kimberly Wilson, Sr.	57
1995–96	Kimberly Wilson, Jr.	89
1994–95	Kimberly Wilson, So.	60
1993–94	Kimberly Wilson, Fr.	61
1992–93	Shannon Jones, Jr.	29
1991–92	Amber Nicholas, Sr.	31
1990–91	Amber Nicholas, Jr.	41
1989–90	Amber Nicholas, So.	31
1988–89	Lisa Martin, Sr.	43
1987–88	Lisa Martin, Jr.	23

3-POINT PCT. (MIN. 40 ATT.)

2023–24	Makayla Daniels (57–164), Gr.	.348
2022–23	Makayla Daniels (70–207), Sr.	.338
2021–22	Amber Ramirez (78–194), R–Sr.	.402
2020–21	Amber Ramirez (77–177), Sr.*	.435
2019–20	Amber Ramirez (106–237), Jr.*	.447
2018–19	Jailyn Mason (49–129), Jr.	.380
2017–18	Jailyn Mason (47–130), So.	.367
2016–17	Keiryn Swenson (31–71), So.	.437
2015–16	Jessica Jackson (48–150), Jr.	.320
2014–15	Jessica Jackson (56–163), So.	.344
2013–14	Jessica Jackson (48–125), Fr.	.384
2012–13	Erin Gatling (30–79), Sr.	.380
2011–12	Lyndsay Harris (71–213), Sr.	.333
2010–11	Sarah Watkins (23–64), So.	.359
2009–10	Lyndsay Harris (75–220), So.	.341
2008–09	Ayanna Brereton (27–32), Sr.	.404
2007–08	Brittney Vaughn (28–65), Sr.	.431
2006–07	Dominique Washington (64–173), Sr.	.370
2005–06	Kristin Peoples (27–61), Jr.	.443
2004–05	Sheree Thompson (30–92), Sr.	.326
2003–04	Shameka Christon (47–129), Sr.	.364
2002–03	Shameka Christon (29–81), Jr.	.358
2001–02	India Lewis (89–271), Jr.	.328
2000–01	Wendi Willits (87–215), Jr.	.405
1999–00	India Lewis (66–166), Fr.	.398
1998–99	Wendi Willits (104–226)*, So.	.460
1997–98	Wendi Willits (52–146), Fr.	.356
1996–97	Kimberly Wilson (57–153)*, Sr.	.373
1995–96	Kimberly Wilson (89–192), Jr.	.464
1994–95	Kimberly Wilson (60–167), So.	.359
1993–94	Kimberly Wilson (61–161), Fr.	.379
1992–93	Angela Davis (12–34)*, Sr.	.353
1991–92	Sha Hopson (19–43), So.	.442
1990–91	Amber Nicholas (41–86), Jr.	.477
1989–90	Amber Nicholas (31–71), So.	.437
1988–89	Amber Nicholas (18–46), Fr.	.391
1987–88	Lisa Martin (23–59), Jr.	.390

YEARLY LEADERS

FT MADE

2023–24	Samara Spencer, Jr.	88
2022–23	Erynn Barnum, R–Sr.	132
2021–22	Makayla Daniels, Jr.	99
2020–21	Chelsea Dungee, R–Sr.	177
2019–20	Chelsea Dungee, R–Jr.	146
2018–19	Chelsea Dungee, R–So.	229
2017–18	Malica Monk, Jr.	114
2016–17	Jessica Jackson, Sr.	90
2015–16	Jessica Jackson, Jr.	89
2014–15	Kelsey Brooks, So.	132
2013–14	Jessica Jackson, Fr.	111
2012–13	Sarah Watkins, Sr.	101
2011–12	Sarah Watkins, Jr.	82
2010–11	C'eira Ricketts, Jr.	101
2009–10	Ashley Daniels, So.	57
2008–09	C'eira Ricketts, Fr.	78
2007–08	Brittney Vaughn, Sr.	74
2006–07	Donica Cosby, Fr.	81
2005–06	Kristin Peoples, Jr.	50
2004–05	Kristin Peoples, So.	113
2003–04	Shameka Christon, Sr.	126
2002–03	Dana Cherry, Sr./India Lewis, Sr.	93
2001–02	Dana Cherry, Jr.	92
2000–01	Lonniya Bragg, Sr.	83
1999–00	Karyn Karlin, Sr.	82
1998–99	Sytia Messer, Sr.	110
1997–98	Christy Smith, Sr.	119
1996–97	Christy Smith, Jr.	98
1995–96	Christy Smith, So.	110
1994–95	Christy Smith, Fr.	134
1993–94	Shea Henderson, Sr.	127
1992–93	Angela Davis, Sr.	60
1991–92	Stephanie Bloomer, Fr.	54
1990–91	Delmonica DeHorney, Sr.	129
1989–90	Delmonica DeHorney, Jr.	143
1988–89	Shelly Wallace, Sr.	168
1987–88	Delmonica DeHorney, Fr.	117
1986–87	Tracy Webb, Sr.	116
1985–86	Tracy Webb, Jr.	91
1984–85	Bettye Fiscus, Sr.	116
1983–84	Bettye Fiscus, Jr.	72
1982–83	Bettye Fiscus, So.	114
1981–82	Bettye Fiscus, Fr.	183
1980–81	Monica Van Parys	78
1979–80	Stats Missing	N/A
1978–79	Lita Stricklin, Fr.	62
1977–78	Debbie Roe	46
1976–77	Pat Keck	38

FREE THROW PCT. (MIN. 50 ATT.)

2023–24	Taliah Scott (88–105), Fr.	.838
2022–23	Chrissy Carr (69–81), R–Sr.	.852
2021–22	Amber Ramirez (67–82), R–Sr.	.817
2020–21	Amber Ramirez (42–52) Sr.	.808
2019–20	Alexis Tolefree (95–114), Sr.	.833
2018–19	Chelsea Dungee (229–275), R–So.	.833
2017–18	Malica Monk (114–146), Jr.	.781
2016–17	Jessica Jackson (90–128), Sr.	.703
2015–16	Jess Jackson (89–121), Jr.	.736
2014–15	Jess Jackson (99–126), So.	.786
2013–14	Jess Jackson (111–138), Fr.	.804
2012–13	Erin Gatling (40–51), Sr.	.784
2011–12	Sarah Watkins (82–111), Jr.	.739
2010–11	Lyndsay Harris (45–65), Sr.	.692
2009–10	Charity Ford (55–63), Sr.	.873
2008–09	Charity Ford (43–59), Jr.	.729
2007–08	Lauren Ervin (45–55), Jr.	.818
2006–07	Sarah Pfeifer (55–68), Sr.	.809
2005–06	Kristin Peoples (50–62)	.807
2004–05	Sarah Pfeifer (89–126)	.706
2003–04	Shameka Christon (126–166), Sr.	.759
2002–03	India Lewis (93–109), Sr.	.853
2001–02	India Lewis (62–74), Jr.	.838
2000–01	Wendi Willits (65–78), Sr.	.833
1999–00	Wendi Willits (80–94), Jr.	.851
1998–99	Wendi Willits (70–87), So.	.805
1997–98	Christy Smith (119–143), Sr.	.832
1996–97	Kimberly Wilson (57–68), Sr.	.838
1995–96	Kimberly Wilson (67–78), Jr.	.859
1994–95	Christy Smith (134–149)**, Fr.	.899
1993–94	Kelly Johnson (59–74), So.	.797
1992–93	Angela Davis (60–73), Sr.	.822
1991–92	Amber Nicholas (49–56), Sr.	.875
1990–91	Amber Nicholas (53–66), Jr.	.803
1989–90	Amber Nicholas (46–53), So.	.868
1988–89	Shelly Wallace (158–220), Sr.	.718
1987–88	Robyn Irwin (58–83), Jr.	.699
1986–87	Tracy Webb (116–145), Sr.	.800
1985–86	Debra Williams (45–61), Sr.	.738
1984–85	Bettye Fiscus (61–83), Sr.	.735
1983–84	Cheryl Orcholski (49–58), Sr.	.845
1982–83	Bettye Fiscus (114–151), Jr.	.755
1981–82	Connie Fitzgerald (57–69), Jr.	.826
1980–81	Mary Munsch (48–66), Fr.	.727
1979–80	Lita Stricklin (84–135), So.	.622
1978–79	Sandy Scranton (52–76)	.684
1977–78	Marsha Lackey–Vining (45–56)	.803
1976–77	Pat Keck (38–67)	.567

REBOUNDING AVG.

2023–24	Saylor Poffenbarger, R–So.	11.2
2022–23	Saylor Poffenbarger, R–Fr.	6.9
2021–22	Makayla Daniels, Jr.	5.3
2020–21	Taylah Thomas, Sr.	6.0
2019–20	Taylah Thomas, Jr.	6.5
2018–19	Kiara Williams, Jr.	6.6
2017–18	Kiara Williams, So.	6.8
2016–17	Jessica Jackson, Sr.	6.4
2015–16	Jessica Jackson, Jr.	6.3
2014–15	Jhasmin Bowen, Sr.	6.4
2013–14	Jessica Jackson, Fr.	6.0
2012–13	Keira Peak, Jr.	7.0
2011–12	Ashley Daniels, Sr.	6.4
2010–11	Ashley Daniels, Jr.	6.2
2009–10	Ashley Daniels, So.	6.2
2008–09	C'eira Ricketts, Fr.	6.3
2007–08	Lauren Ervin, Sr.	11.0
2006–07	Lauren Ervin, Jr.	10.2
2005–06	Kristin Peoples, Jr.	11.9
2004–05	Kristin Moore, Jr.	5.9
2003–04	Shameka Christon, Sr.	6.9
2002–03	Shameka Christon, Jr.	6.1
2001–02	Shameka Christon, So.	6.2
2000–01	Lonniya Bragg, Sr.	6.7
1999–00	Lonniya Bragg, Jr.	6.6
1998–99	Karyn Karlin, Jr.	6.3
1997–98	Karyn Karlin, So.	5.5
1996–97	Karyn Karlin, Fr.	6.9
1995–96	Carrie Sattrfield, Fr.	5.5
1994–95	Kelly Johnson, Jr.	5.8
1993–94	Yolanda Dickson, Sr.	6.9
1992–93	Stephanie Bloomer, So.	6.2
1991–92	Stephanie Bloomer, Fr.	5.8
1990–91	Blaire Savage, So.	6.8
1989–90	Blair Savage, Fr.	5.6
1988–89	Shelly Wallace, Sr.	12.7
1987–88	Shelly Wallace, Jr.	11.8
1986–87	Shelly Wallace, So.	5.8
1985–86	Monica Brown, Jr.	7.9
1984–85	Monica Brown, So.	6.5
1983–84	Amanda Holley, Jr.	7.9
1982–83	Bettye Fiscus, So./Amanda Holley, So.	7.3
1981–82	Bettye Fiscus, Fr.	8.1
1980–81	Kim Bunge, So.	6.4
1979–80	Stats Missing	N/A
1978–79	Lita Stricklin, Fr.	8.8
1977–78	Joy Dillard	10.2
1976–77	Pat Keck	7.8

STEALS

2023–24	Makayla Daniels, Gr.	53
2022–23	Makayla Daniels, Sr.	56
2021–22	Makayla Daniels, Jr.	50
2020–21	Makayla Daniels, So.	41
2019–20	Alexis Tolefree, Sr.	51
2018–19	Alexis Tolefree, Jr.	52
2017–18	Malica Monk, Jr.	50
2016–17	Malica Monk, So.	61
2015–16	Devin Cosper, So.	34
2014–15	Kelsey Brooks, So.	52
2013–14	Calli Berna, Jr.	60
2012–13	Keira Peak, Jr.	54
2011–12	C'eira Ricketts, Sr.	88
2010–11	C'eira Ricketts, Jr.	77
2009–10	C'eira Ricketts, So.	73
2008–09	C'eira Ricketts, Fr.	82
2007–08	Brittney Vaughn, Sr.	58
2006–07	Brittney Vaughn, Jr.	71
2005–06	Brittney Vaughn, So.	43
2004–05	Rochelle Vaughn, Jr.	63
2003–04	Rochelle Vaughn, So.	57
2002–03	India Lewis, Sr.	68
2001–02	India Lewis, Jr.	72
2000–01	Amy Wright, Jr.	54
1999–00	Karyn Karlin, Sr.	47
1998–99	Amy Wright, Fr.	38
1997–98	Christy Smith, Sr.	54
1996–97	Karyn Karlin, Fr.	55
1995–96	Kelly Johnson, Sr.	49
1994–95	Christy Smith, Fr.	89
1993–94	Shea Henderson, Sr.	74
1992–93	Shea Henderson, Jr.	58
1991–92	Amber Nicholas, Sr.	66
1990–91	Janet Moore, So.	68
1989–90	Amber Nicholas, So.	67
1988–89	Shelly Wallace, Sr.	70
1987–88	Juliet Jackson, So.	61
1986–87	Tracy Webb, Sr.	95
1985–86	Tracy Webb, Jr.	70
1984–85	Tracy Webb, So.	68
1983–84	Amanda Holley, Jr.	54
1982–83	Bettye Fiscus, So.	57
1981–82	Bettye Fiscus, Fr.	76
1980–81	Connie Fitzgerald, So.	80
1979–80	Lita Stricklin, So.	88
1978–79	Sandy Scranton	54
1977–78	Marsha Lackey–Vining	38
1976–77	Pat Keck	13

FT ATTEMPTS

2023–24	Samara Spencer, Jr.	173
2022–23	Erynn Barnum, R–Sr.	205
2021–22	Makayla Daniels, Jr.	125
2020–21	Chelsea Dungee, R–Sr.	224
2019–20	Chelsea Dungee, R–Jr.	189
2018–19	Chelsea Dungee, R–So	275
2017–18	Malica Monk, Jr.	146
2016–17	Jessica Jackson, Sr.	128
2015–16	Jessica Jackson, Jr.	121
2014–15	Kelsey Brooks, So.	199
2013–14	Jessica Jackson, Fr.	138
2012–13	Sarah Watkins, Sr.	129
2011–12	Sarah Watkins, Jr.	111
2010–11	C'eira Ricketts, Jr.	148
2009–10	Ashley Daniels, So.	77
2008–09	C'eira Ricketts, Fr.	111
2007–08	Brittney Vaughn, Sr.	110
2006–07	Lauren Erivn, Jr.	107
2005–06	Kristin Peoples, Jr.	62
2004–05	Kristin Peoples, So.	163
2003–04	Shameka Christon, Sr.	166
2002–03	Dana Cherry, Sr.	125
2001–02	Shameka Christon, So.	133
2000–01	Lonniya Bragg, Sr.	128
1999–00	Karyn Karlin, Sr.	115
1998–99	Sytia Messer, Sr.	139
1997–98	Christy Smith, Sr.	143
1996–97	Christy Smith, Jr.	121
1995–96	Christy Smith, So.	138
1994–95	Christy Smith, Fr.	149
1993–94	Shea Henderson, Sr.	194
1992–93	Shannon Jones, Jr.	76
1991–92	Stephanie Bloomer, Fr.	82
1990–91	Delmonica DeHorney, Sr.	177
1989–90	Delmonica DeHorney, Jr.	213
1988–89	Shelly Wallace, Sr.	220
1987–88	Delmonica DeHorney, Fr.	170
1986–87	Tracy Webb, Sr.	145
1985–86	Tracy Webb, Jr.	130
1984–85	Bettye Fiscus, Sr.	148
1983–84	Amanda Holley, Jr.	97
1982–83	Bettye Fiscus, So.	151
1981–82	Bettye Fiscus, Fr.	229
1980–81	Monica Van Parys	119
1979–80	Stats Missing	N/A
1978–79	Lita Stricklin, Fr.	95
1977–78	Debbie Roe	68
1976–77	Pat Keck	67

REBOUNDS

2023–24	Saylor Poffenbarger, R–So.	337
2022–23	Saylor Poffenbarger, R–Fr.	255
2021–22	Sasha Goforth, So.	152
2020–21	Taylah Thomas, Sr.	168
2019–20	Taylah Thomas, Jr.	209
2018–19	Kiara Williams, Jr.	243
2017–18	Kiara Williams, So.	211
2016–17	Jessica Jackson, Sr.	186
2015–16	Melissa Wolff, Sr.	228
2014–15	Melissa Wolff, Jr.	251
2013–14	Jessica Jackson, Fr.	181
2012–13	Quistelle Williams, Sr.	231
2011–12	Ashley Daniels, Sr.	210
2010–11	Ashley Daniels, Jr.	248
2009–10	Ashley Daniels, So.	184
2008–09	Whitney Jones,Sr.	247
2007–08	Whitney Jones, Jr.	211
2006–07	Lauren Ervin, Jr.	319
2005–06	Melissa Hobbs, Sr.	142
2004–05	Danielle Allen, So.	166
2003–04	Shameka Christon, Sr.	195
2002–03	Shameka Christon, Jr.	194
2001–02	Shameka Christon, So.	193
2000–01	Lonniya Bragg, Sr.	221
1999–00	Lonniya Bragg, Jr.	204
1998–99	Lonniya Bragg, So.	168
1997–98	Karyn Karlin, So.	181
1996–97	Karyn Karlin, Fr.	193
1995–96	Sytia Messer, Fr.	177
1994–95	Stephanie Bloomer, Sr.	225
1993–94	Yolanda Dickson, Sr.	199
1992–93	Stephanie Bloomer, So.	168
1991–92	Stephanie Bloomer, Fr.	144
1990–91	Blair Savage, So.	217
1989–90	Delmonica DeHorney, Jr.	203
1988–89	Shelly Wallace*, Sr.	381
1987–88	Shelly Wallace, Jr.	329
1986–87	Bronwyn Wynn, Sr.	121
1985–86	Sheila Burkes, Jr.	194
1984–85	Monica Brown, So.	106
1983–84	Amanda Holley, Jr.	187
1982–83	Amanda Holley, So.	212
1981–82	Bettye Fiscus, Fr.	282
1980–81	Monica Van Parys, Fr.	183
1979–80	Lita Stricklin, So.	190
1978–79	Lita Stricklin, Fr.	175
1977–78	Joy Dillard	234
1976–77	Pat Keck	126

ASSISTS

2023–24	Samara Spencer, Jr.	115
2022–23	Samara Spencer, So.	154
2021–22	Samara Spencer, Fr.	96
2020–21	Destiny Slocum, R–Sr.	106
2019–20	A'Tyanna Gaulden, R–Jr.	100
2018–19	Malica Monk, Sr.	117
2017–18	Malica Monk, Jr.	122
2016–17	Jailyn Mason, Fr.	93
2015–16	Jordan Danberry, Fr.	70
2014–15	Calli Berna, Sr.	166
2013–14	Calli Berna, Jr.	205
2012–13	Calli Berna, So.	208
2011–12	C'eira Ricketts, Sr.	143
2010–11	C'eira Ricketts, Jr.	127
2009–10	C'eira Ricketts, So.	121
2008–09	C'eira Ricketts, Fr.	125
2007–08	Brittney Vaughn, Sr.	128
2006–07	Brittney Vaughn, Jr.	176
2005–06	Brittney Vaughn, So.	120
2004–05	Kristin Peoples, So.	96
2003–04	Rochelle Vaughn, So.	156
2002–03	Lakishia Harper, Sr.	150
2001–02	Amy Wright, Sr.	205
2000–01	Amy Wright, Jr.	198
1999–00	Amy Wright, So.	142
1998–99	Amy Wright, Fr.	172
1997–98	Christy Smith, Sr.	146
1996–97	Christy Smith, Jr.	131
1995–96	Kimberly Wilson, Jr.	127
1994–95	Christy Smith, Fr.	133
1993–94	Shea Henderson, Sr.	123
1992–93	Shea Henderson, Jr.	68
1991–92	Amber Nicholas, Sr.	89
1990–91	Amber Nicholas, Jr.	180
1989–90	Amber Nicholas, So.	169
1988–89	Donna Wilson, Sr.	186
1987–88	Donna Wilson, Jr.	146
1986–87	Tracy Webb, Sr.	173
1985–86	Tracy Webb, Jr.	86
1984–85	Tracy Webb, So.	104
1983–84	Tracy Webb, Fr.	61
1982–83	Cheryl Orcholski, Jr.	101
1981–82	Doris Gaiser, Fr.	61
1980–81	Leah Gordon	91
1979–80	Kathy Caton	72
1978–79	Kathy Caton	62
1977–78	Marsha Lackey–Vining	74
1976–77	Stats Missing	N/A

BLOCKS

2023–24	Maryam Dauda, R–So.	74
2022–23	Saylor Poffenbarger, R–Fr.	40
2021–22	Sasha Goforth, So.	66
2020–21	Erynn Barnum, R–So.	23
2019–20	Erynn Barnum, R–Fr.	28
2018–19	Kiara Williams, Jr.	54
2017–18	Kiara Williams, So.	29
2016–17	Alecia Cooley, Sr.	28
2015–16	Jessica Jackson, Jr.	33
2014–15	Jessica Jackson, So.	33
2013–14	Jessica Jackson, Fr.	45
2012–13	Sarah Watkins, Sr.	40
2011–12	Sarah Watkins, Jr.	63
2010–11	Sarah Watkins, So.	58
2009–10	Sarah Watkins, Fr.	40
2008–09	Whitney Jones, Sr.	47
2007–08	Ayana Brereton, Jr.	33
2006–07	Lauren Erivn, Jr.	76
2005–06	Whitney Jones, Fr.	22
2004–05	Sarah Pfeifer, So.	22
2003–04	Shameka Christon, Sr.	46
2002–03	Shameka Christon, Jr.	35
2001–02	Shameka Christon, So.	47
2000–01	Shameka Christon, Fr.	29
1999–00	Lonniya Bragg, Jr.	16
1998–99	Treva Christensen, Sr.	26
1997–98	Treva Christensen, Jr.	22
1996–97	Karyn Karlin, Fr.	35
1995–96	Shaka Massey, Fr.	39
1994–95	Stephanie Bloomer, Sr.	33
1993–94	Stephanie Bloomer, Jr.	35
1992–93	Stephanie Bloomer, So.	31
1991–92	Stephanie Bloomer, Fr.	27
1990–91	Delmonica DeHorney, Sr.	70
1989–90	Delmonica DeHorney, Jr.	83
1988–89	Robyn Irwin, Sr.	37
1987–88	Robyn Irwin, Jr.	33
1986–87	Bronwyn Wynn	23
1985–86	Robyn Irwin, Fr.	37
1984–85	Dianna Harris	6
1983–84	Amanda Holley, Jr.	42
1982–83	Amanda Holley, So.	50
1981–82	Amanda Holley, Fr.	55
1980–81	Kim Bunge, So.	38
1979–80	Stats Missing	N/A
1978–79	Joy Dillard	16
1977–78	Stats Missing	N/A
1976–77	Stats Missing	N/A

YEARLY LEADERS

PERSONAL FOULS

2023–24	Maryam Dauda, R–So.	96
2022–23	Erynn Barnum, R–Sr.	94
2021–22	Sasha Goforth, So.	84
2020–21	Makayla Daniels, So.	75
2019–20	Taylah Thomas, Jr.	77
2018–19	Chelsea Dungee, R–So.	95
2017–18	Devin Cosper, Gr.	75
2016–17	Jessica Jackson, Sr.	80
2015–16	Jessica Jackson, Jr.	76
2014–15	Jhasmin Bowen, Sr.	99
2013–14	Jhasmin Bowen, Jr.	82
2012–13	Sarah Watkins, Sr.	104
2011–12	Sarah Watkins, Jr.	87
2010–11	Sarah Watkins, So.	93
2009–10	Lyndsay Harris, So.	104
2008–09	Whitney Jones, Jr.	98
2007–08	Sarah Pfeifer, Sr.	80
2006–07	Sarah Pfeifer, Jr.	84
2005–06	Kristin Moore, Sr.	67
2004–05	Sarah Pfeifer, So.	83
2003–04	Rochelle Vaughn, So.	84
2002–03	Shameka Christon, Jr.	88
2001–02	Kiesha Beard, So.	80
2000–01	Shameka Christon, Fr.	90
1999–00	Brandi Whitehead, Sr.	85
1998–99	Sytia Messer, Sr.	93
1997–98	Sytia Messer, Jr.	93
1996–97	Shaka Massy, So.	77
1995–96	Shaka Massy, Fr.	98
1994–95	Stephanie Bloomer, Sr.	84
1993–94	Shannon Jones, Sr.	87
1992–93	Yolanda Dickson	81
1991–92	Stephanie Bloomer, Fr.	77
1990–91	Blair Savage, So.	82
1989–90	Delmonica DeHorney, Jr.	97
1988–89	Robyn Irwin, Sr.	82
1987–88	Delmonica DeHorney, Fr.	98
1986–87	Tracy Webb, Sr.	41
1985–86	Shelly Wallace, Fr.	79
1984–85	Tracy Webb, So.	79
1983–84	Tracy Webb, Fr.	86
1982–83	Amanda Holley, So.	98
1981–82	Amanda Holley, Fr.	117
1980–81	Connie Fitzgerald, So.	106
1979–80	Stats Missing	N/A
1978–79	Lita Stricklin, Fr.	69
1977–78	Stats Missing	N/A
1976–77	Stats Missing	N/A

MINUTES PLAYED

2023–24	Samara Spencer	1143
2022–23	Samara Spencer, So.	1256
2021–22	Amber Ramirez, R–Sr.	1058
2020–21	Chelsea Dungee, R–Sr.	871
2019–20	Amber Ramirez, R–Jr.	1059
2018–19	Chelsea Dungee, R–So.	1227
2017–18	Malica Monk, Jr.	1061
2016–17	Jailyn Mason, Fr.	894
2015–16	Jessica Jackson, Jr.	920
2014–15	Calli Berna, Sr.	1189
2013–14	Calli Berna, Jr.	1032
2012–13	Calli Berna, So.	1168
2011–12	C'eria Ricketts, Sr.	1027
2010–11	C'eria Ricketts, Jr.	1145
2009–10	C'eira Ricketts, So.	1039
2008–09	C'eira Ricketts, Fr.	1020
2007–08	Brittney Vaughn, Sr.	928
2006–07	Brittney Vaughn, Jr.	947
2005–06	Rochelle Vaughn, Sr.	N/A
2004–05	Rochelle Vaughn, Jr.	894
2003–04	Rochelle Vaughn, So.	947
2002–03	India Lewis, Sr.	1149
2001–02	India Lewis, Jr.	1102
2000–01	Wendi Willits, Sr.	1056
1999–00	Wendi Willits, Jr.	1108
1998–99	Wendi Willits, So.	1001
1997–98	Christy Smith, Sr.	1133
1996–97	Christy Smith, Jr.	920
1995–96	Kimberly Wilson, Jr.	1137
1994–95	Christy Smith, Fr.	1126
1993–94	Shea Henderson, Sr.	1004
1992–93	Shea Henderson, Jr.	802
1991–92	Amber Nicholas, Sr.	949
1990–91	Amber Nicholas, Jr.	1045
1989–90	Amber Nicholas, So.	971
1988–89	Shelly Wallace, Sr.	1006
1987–88	Shelly Wallace, Jr.	945
1986–87	Tracy Webb, Sr.	541
1985–86	Shelly Wallace, Fr.	1006
1984–85	Bettye Fiscus, Sr.	775^
1983–84	Amanda Holley, Jr.	868

(Cumulative statistics for the 1976–77 and 1977–78 seasons are incomplete.)

*–– Also led the conference
**–– Also led the nation
^–– Two games with minutes are missing from 1984–85 season

CAREER RECORDS

POINTS

	NAME (CAREER)	YR	GP	PTS
1.	Bettye Fiscus (81–85)	4	112	2,073
2.	Shameka Christon (00–04)	4	123	1,951
3.	Chelsea Dungee (18–21)	3	96	1,903
4.	Jessica Jackson (14–17)	4	120	1,865
5.	Makayla Daniels (19–24)	5	155	1,859
6.	Delmonica DeHorney (87–91	4	115	1,785
7.	Kimberly Wilson (93–97)	4	120	1,733
8.	Shelly Wallace (85–89)	4	119	1,583
9.	Wendi Willits (97–01)	4	131	1,574
10.	C'eira Ricketts (09–12)	4	129	1,557
11.	Christy Smith (94–98)	4	111	1,459
12.	Karyn Karlin (96–00)	4	111	1,441
13.	Tracy Webb (83–87)	4	117	1,403
14.	Dana Cherry (99–03)	4	130	1,389
15.	Sarah Watkins (10–13)	4	130	1,386
16.	Sytia Messer (95–99)	4	128	1,379
17.	Samara Spencer (21–24.)	3	101	1,368
18.	Lyndsay Harris (09–12)	4	123	1,347
19.	Malica Monk (16–19)	4	122	1,320
20.	India Lewis (99–03)	4	128	1,308
21.	Amber Ramirez (19–22)	4	89	1,298
22.	Cheryl Orcholski (80–84)	4	123	1,239
23.	Juliet Jackson (86–90)	4	120	1,213
24.	Amber Nicholas (88–92)	4	117	1,209
25.	Stephanie Bloomer (91–95)	4	105	1,159
26.	Amanda Holley (81–84)	3	94	1,154
27.	Monica Brown (83–87)	4	103	1,145
28.	Kelly Johnson (92–96)	4	113	1,109
29.	Erynn Barnum (19–23)	4	114	1,072
	Blair Savage (89–93)	4	114	1,072
31.	Sarah Pfeifer (02–08)	6	124	1,056
32.	Kim Bunge (79–83)	4	114	1,047
33.	Lonniya Bragg (97–01)	4	129	1,036
34.	Whitney Jones (05–09)	4	119	961
35.	Jailyn Mason (16–21)	3	125	956
36.	Keira Peak (11–14)	4	126	936
37.	Charity Ford (07–10)	4	117	917
38.	Alexis Tolefree (18–20)	2	69	898
39.	Rochelle Vaughn (02–06)	4	120	894
40.	Devin Cosper (2016–18)	3	88	866
41.	Jhasmin Bowen (12–15)	4	108	861
42.	Lanell Dawson (85–87)	2	59	858
43.	Shea Henderson (90–94)	4	92	807
44.	Kelsey Brooks (14–16)	3	88	806
45.	Ashley Daniels (09–10)	4	124	785
46.	Brittney Vaughn (04–08)	4	129	750
47.	Karen Jones (94–98)	4	125	748
48.	Sheila Burkes (83–87)	4	115	742
	Lita Stricklin (78–80)	2	45	742
50.	Calli Berna (12–15)	4	128	741

* – Makayla Daniels played five years, receiving a fifth year of eligability due to the COVID–19 pandemic. She finished 10th on the all–time scoring list in four seasons.

REBOUNDS

	NAME (CAREER)	YR	GP	REB
1.	Shelly Wallace (85–89)	4	119	1,013
2.	Bettye Fiscus (81–85)	4	112	785
3.	Jessica Jackson (14–17)	4	120	750
4.	Melissa Wolff (13–16)	4	124	729
5.	Ashley Daniels (09–10)	4	124	715
6.	Shameka Christon (00–04)	4	123	714
7.	Taylah Thomas (17–21)	4	128	705
8.	Whitney Jones (05–09)	4	119	697
9.	Stephanie Bloomer (91–95)	4	105	691
10.	Monica Brown (83–87)	4	103	684
11.	Amanda Holley (81–84)	3	94	683
12.	Blair Savage (89–93)	4	114	675
13.	C'eira Ricketts (09–10)	4	129	664
14.	Lonniya Bragg (97–01)	4	129	658
15.	Karyn Karlin (96–00)	4	111	647
16.	Delmonica DeHorney (87–91)	4	115	644
17.	Kim Bunge (79–83)	4	114	636
18.	Sheila Burkes (83–87)	4	115	615
19.	Keira Peak (11–14)	4	126	611
20.	Sarah Watkins (10–13)	5	130	604
21.	Sytia Messer (95–99)	4	128	603
22.	Saylor Poffenbarger (22–24)	2	67	592
23.	Erynn Barnum (19–23)	4	114	579
24.	Makayla Daniels (19–24)*	5	155	567
25.	Dana Cherry (99–03)	4	130	563
26.	Kiara Williams (16–20)	4	112	557
27.	Quistelle Williams (10–13)	4	116	548
28.	Kelly Johnson (92–96)	4	113	534
29.	Monica Van Parys (78–82)	4	103	527
30.	Calli Berna (12–15)	4	128	512
31.	Jhasmin Bowen (12–15)	4	108	503
32.	Sarah Pfeifer (02–08)	6	129	502

DEFENSIVE REBOUNDS
(SINCE 2005-06)

	NAME (CAREER)	YR	O/D	DREB
1.	Jessica Jackson (14–17)	4	233–513	513
2.	Saylor Poffenbarger (22–24)	2	84–508	508
3.	C'eira Ricketts (09–12)	4	196–470	470
4.	Calli Berna (11–15)	4	52–460	460
5.	Taylah Thomas (17–21)	4	253–452	452
6.	Makayla Daniels (19–24)*	5	140–427	427
7.	Ashley Daniels (09–12)	4	301–422	422
8.	Melissa Wolff (13–16)	4	311–418	418
9.	Whitney Jones (06–09)	4	279–417	417
10.	Shameka Christon (01–04)	4	193–389	389
11.	Erynn Barnum (19–23)	4	191–388	388

OFFENSIVE REBOUNDS
(SINCE 2005-06)

	NAME (CAREER)	YR	O/D	OREB
1.	Melissa Wolff (13–16)	4	311–418	311
2.	Ashley Daniels (09–12)	4	301–422	301
3.	Whitney Jones (06–09)	4	279–417	279
4.	Keira Peak (10–14)	4	270–343	270
5.	Taylah Thomas (17–21)	4	253–452	253
6.	Kiara Williams (16–20)	4	249–308	249
7.	Sarah Watkins (10–13)	4	241–369	241
8.	Jhasmin Bowen (11–15)	4	233–270	233
	Jessica Jackson (14–17)	4	233–517	233
10.	Sarah Pfeifer (03–05, 06–08)	4	213–289	213

ASSISTS

	NAME (CAREER)	YR	GP	AST
1.	Amy Wright (98–02) *	4	131	717
2.	Calli Berna (12–15)	4	128	667
3.	Amber Nicholas (88–92)	4	117	538
4.	C'eira Ricketts (09–12)	4	129	516
5.	Christy Smith (94–98)	4	111	507
6.	Tracy Webb (83–87)	4	117	444
7.	Brittney Vaughn (04–08)	4	129	424
8.	Rochelle Vaughn (02–06)	4	120	421
9.	Makayla Daniels (19–24)*	5	155	400
10.	Malica Monk (16–19)	4	122	369
11.	Samara Spencer (21–pres.)	3	101	265
12.	Donna Wilson (87–89)	2	58	332
	Kimberly Wilson (93–97)	4	120	332
14.	Cheryl Orcholski (80–84)	4	123	323
15.	Juliet Jackson (96–00)	4	120	313
16.	Jailyn Mason (16–21)	4	125	284
17.	JIndia Lewis (99–03)	4	128	276
18.	Christi Wilson (87–91)	3	87	268
19.	Lyndsay Harris (09–12)	4	123	265
20.	Lakishia Harper (99–03)	4	125	257

* –– Ranks 6th in SEC history

FIELD GOALS MADE

	NAME (CAREER)	YR	GP	FGM
1.	Bettye Fiscus (81–85)	4	112	794
2.	Shameka Christon (00–04)	4	123	726
3.	Delmonica DeHorney (87–91)	4	115	667
4.	Jessica Jackson (14–17)	4	120	639
5.	Shelly Wallace (85–89)	4	119	621
6.	Kimberly Wilson (93–97)	4	120	616
7.	C'eira Ricketts (09–10)	4	129	606
8.	Makayla Daniels (19–24)*	5	155	588
9.	Chelsea Dungee (19–21)	3	96	587
10.	Dana Cherry (99–00)	4	130	563
11.	Karyn Karlin (96–00)	4	130	563

FIELD GOAL ATTEMPTS

	NAME (CAREER)	YR	GP	FGA
1.	Shameka Christon (00–04)	4	123	1,641
2.	Jessica Jackson (14–17)	4	120	1,622
3.	Bettye Fiscus (81–85)	4	112	1,591
4.	C'eira Ricketts (09–12)	4	129	1,498
5.	Chelsea Dungee (19–21)	3	96	1,466
6.	Makayla Daniels (19–24)	5	155	1,448
7.	Kimberly Wilson (93–97)	4	120	1,394
8.	Malica Monk (16–19)	4	122	1,288
9.	Wendi Willits (97–01)	4	131	1,260
10.	Sytia Messer (95–99)	4	128	1,244
	Lyndsay Harris (09–12)	4	123	1,244

FIELD GOAL PCT. (MIN. 300 FGA)

NAME (CAREER)	FG/FGA	.PCT
1. Delmonica DeHorney (87–91)	667–1096	.609
2. Karen Jones (94–98)	238–408	.583
3. Shelly Wallace (85–89)	621–1074	.578
4. Kiara Williams (16–20)	235–421	.573
5. Lonniya Bragg (97–01	405–727	.557
6. Lauren Ervin (06–08)	257–465	.553
7. Shaka Massey (95–97)	281–514	.547
8. Lanell Dawson (85–87)	354–666	.535
9. Erynn Barnum (19–23)	395–746	.529
10. Monica Brown (83–87)	473–912	.519

CAREER RECORDS

FREE THROWS MADE

	NAME (CAREER)	YR	GP	FTM
1.	Chelsea Dungee (18–21)*	3	96	552
2.	Bettye Fiscus (81–85)	4	112	485
3.	Christy Smith (94–98)	4	111	461
4.	Delmonica DeHorney (87–91)	4	115	451
5.	Makayla Daniels (19–24)*	5	155	447
6.	Jessica Jackson (14–17)	4	120	389
7.	Tracy Webb (83–87)	4	117	384
8.	Shelly Wallace (85–89)	4	119	341
9.	Shameka Christon (00–04)	4	123	335
10.	Sytia Messer (95–99)	4	128	329

* –– Ranks 8th in SEC history

FREE THROW ATTEMPTS

	NAME (CAREER)	YR	GP	FTA
1.	Chelsea Dungee (18–21)	3	96	688
2.	Delmonica DeHorney (87–91)	4	115	648
3.	Bettye Fiscus (81–85)	4	112	622
4.	Makayla Daniels (19–24)*	5	155	590
5.	Christy Smith (94–98)	4	111	551
6.	Tracy Webb (83–87)	4	117	526
7.	Shelly Wallace (85–89)	4	119	518
8.	Jessica Jackson (14–17)	4	120	513
9.	Shameka Christon (00–04)	4	123	488
10.	Sytia Messer (95–99)	4	128	458

FREE THROW PCT. (MIN. 200 FTA)

	NAME (CAREER)	FT/FTA	.PCT
1.	Amber Nicholas (88–92)	174–206	.845
2.	Christy Smith (94–98)	461–551	.837
3.	India Lewis (99–03)	213–259	.822
4.	Wendi Willits (97–01)	248–302	.818
5.	Kimberly Wilson (93–97)	234–287	.815
6.	Kelly Johnson (92–96)	227–279	.814
7.	Cheryl Orcholski (80–84)	221–275	.804
8.	Chelsea Dungee (19–21)	552–688	.802
9.	Bettye Fiscus (81–85)	485–622	.780
10.	Donica Crosby (06–07)	81–105	.771

THREE-POINT FIELD GOALS

	NAME (CAREER)	YR	GP	3PM
1.	Wendi Willits (97–01)$	4	131	316
2.	Lyndsay Harris (09–12)**	4	123	283
3.	Kimberly Wilson (93–97)+	4	120	267
	India Lewis (99–03)+	4	128	267
5.	Amber Ramirez (19–22)	3	89	261
6.	Makayla Daniels (19–24)*	5	155	236
7.	Jessica Jackson (14–17)	4	120	198
8.	Chelsea Dungee (18–21)	3	96	177
9.	Alexis Tolefree (18–20)	2	69	168
10.	Christy Smith (94–98)	4	111	156

$ –– Ranks 4th in SEC history
** –– Ranks 6th in SEC history
+ –– Tied for 11th in SEC history

THREE-POINT ATTEMPTS

	NAME (CAREER)	YR	GP	3PA
1.	Lyndsay Harris (09–12)*	4	123	858
2.	India Lewis (99–03)**	4	128	787
3.	Wendi Willits (97–01)+	4	131	771
4.	Makayla Daniels (19–24)*	5	155	683
5.	Kimberly Wilson (93–97)	4	120	673
6.	Amber Ramirez (19–22)	3	89	608
7.	Jessica Jackson (14–17)	4	120	576
8.	Chelsea Dungee (18–21)	3	96	500
9.	Alexis Tolefree (18–20)	2	69	493
10.	Christy Smith (94–98)	4	111	465

$ –– Ranks 3rd in SEC history
** –– Ranks 7th in SEC history
+ –– Ranks 8th in SEC history

THREE-POINT PCT. (MIN. 150 3PA)

	NAME (CAREER)	FG/FGA	.PCT
1.	Amber Ramirez (18–22)*	261–608	.429
2.	Amber Nicholas (88–92)	112–291	.416
3.	Wendi Willits (97–01)	316–771	.409
4.	Kimberly Wilson (93–97)	267–673	.397
5.	Ayana Brereton (06–09)	66–170	.388
6.	Jailyn Mason (16–21)	136–371	.368
	Lisa Martin (87–89)	66–179	.368
8.	Dominique Washington (05–07)	109–306	.356
9.	Makayla Daniels (19–24)	109–312	.346
10.	Jessica Jackson (14–17)	198–576	.344

* –– Ranks 5th in SEC history

WENDI WILLITS

Three–Pointers

Since the introduction of the bonus basketball for women's basketball in 1986, Arkansas has been home for some excellent 3–point shooters throughout the program's history. The pioneer of the 3–ball at Arkansas is Fort Cobb, Oklahoma native, Wendi Willits (1997–01). Willits broke the Arkansas career records of Kimberly Wilson early in her senior year, finishing her career just shy of the old SEC's all–time record held by LSU's Cornelia Gayden (now held by Alexis Rock of Mississippi State). In the SEC, Willits currently ranks tied for fourth in 3–pointers in a game (9), sixth for 3–pointers made in a season (104), fourth for career 3–pointers made (316) and ninth for career 3–point field goal attempts (771). Both prolific and accurate, she is the record holder in career 3–point field goals, as well as No. 3 in attempts and percentage for a career at Arkansas. In 1999, she was top five in the NCAA in both 3–pointers per game and percentage, earning her the Ed Steitz Award as the nation's top female 3–point shooter. Since Willits, Arkansas has had lethal outside shooters, such as Amber Ramirez, Chelsea Dungee, Alexis Tolefree, Chrissy Carr and Jessica Jackson, among others.

STEALS

	NAME (CAREER)	YR	GP	ST
1.	C'eira Ricketts (09–12)	4	129	321
2.	Tracy Webb (83–87)	4	117	293
3.	Makayla Daniels (19–24)*	5	155	245
4.	Christy Smith (94–98)	4	111	239
5.	Calli Berna (12–15)	4	128	223
6.	Amber Nicholas (88–92)	4	117	220
7.	India Lewis (99–03)	4	128	210
8.	Rochelle Vaughn (03–06)	4	120	209
9.	Shameka Christon (00–04)	4	123	206
10.	Bettye Fiscus (81–85)	4	112	205
	Connie Fitzgerald (79–83)	4	116	205

BLOCKED SHOTS

	NAME (CAREER)	YR	GP	BS
1.	Delmonica DeHorney (87–91)	4	115	235
2.	Sarah Watkins (10–13)	4	130	201
3.	Shameka Christon (00–04)	4	123	162
4.	Amanda Holley (81–84)	3	94	147
5.	Whitney Jones (05–09)	4	119	132
6.	Jessica Jackson (14–17)	4	120	131
7.	Stephanie Bloomer (91–95)	4	105	126
8.	Kim Bunge (79–83)	4	114	116
9.	Kiara Williams (16–20)	4	107	106
10.	Lauren Ervin (06–08)	2	46	103

SCORING AVERAGE

	NAME (CAREER)	GP	PTS	AVG
1.	Chelsea Dungee (19–21)	96	1903	19.8
2.	Bettye Fiscus (81–85)	112	2073	18.5
3.	Marsha Lackey–Vining (76–78)	39	642	16.5
4.	Jessica Jackson (14–17)	39	642	16.5
5.	Lita Stricklin (78–80)	45	742	16.0
6.	Shameka Christon (00–04)	123	1951	15.9
7.	Jessica Jackson (14–17)	120	1865	15.5
	Delmonica DeHorney (87–91)	115	1785	15.5
9.	Amber Ramirez (19–22)	89	1298	14.6
10.	Lanell Dawson (85–87)	59	858	14.5

REBOUNDING AVERAGE

	NAME (CAREER)	GP	REB	AVG
1.	Lauren Ervin (06–08)	47	495	10.5
2.	Saylor Poffenbarger (22–24)	67	592	8.8
3.	Shelly Wallace (85–80)	119	1013	8.5
4.	Lita Stricklin (78–80)	45	365	8.1
5.	Pat Keck (76–77)	16	126	7.9
6.	Marsha Lackey–Vining (76–78)	39	297	7.6
7.	Amanda Holley (81–84)	94	683	7.3
8.	Joy Dillard (76–79)	53	381	7.2
9.	Bettye Fiscus (81–85)	112	785	7.0
10.	Blair Savage (89–93)	114	771	6.8

GAMES PLAYED

	NAME (CAREER)	GP
1.	Makayla Daniels (19–24)*	155
2.	Sarah Watkins (09–13)	131
	Amy Wright (98–02)	131
	Wendi Willits (98–01)	131
5.	C'eira Ricketts (08–12)	130
	Dana Cherry (00–03)	130
7.	Lonniya Bragg (98–01)	129
8.	Calli Berna (10–15)	128
	Sytia Messer (96–99)	128
	Taylah Thomas (17–21)	128
11.	Keira Peak (09–14)	127

CONSECUTIVE GAMES PLAYED (INCOMPLETE INFORMATION)

	NAME (CAREER)	GP
1.	Amy Wright (98–02)	131
2.	Sytia Messer (96–99)	128
3.	Melissa Wolff (12–16)	98

GAMES STARTED

	NAME	YEARS	GS
1.	Makayla Daniels	2019–24	155
2.	C'eira Ricketts	2009–12	128
3.	Amy Wright	1999–02	125
4.	Malica Monk	2016–19	122
5.	Jessica Jackson	2014–17	113
	Shameka Christon	2001–04	113
7.	Christy Smith	1995–98	110
	Bettye Fiscus	1982–85	110
9.	Calli Berna	2011–15	109
10.	Lyndsay Harris	2009–12	107

MINUTES (SINCE 1985-86)

	NAME	YEARS	MIN
1.	Makayla Daniels*	2019–24	4592
2.	Calli Berna	2011–15	4239
3.	C'eira Ricketts	2009–12	4231
4.	Christy Smith	1994–98	3960
5.	Wendi Willits	1997–01	3787
6.	Shameka Christon	2000–04	3724
7.	Jessica Jackson	2014–17	3722
8.	Amy Wright	1998–02	3682
9.	Kimberly Wilson	1993–97	3659
10.	Jailyn Mason	2016–21	3589
11.	Amber Nicholas	1988–92	3675

DOUBLE DOUBLES (SINCE 2002-03)

	NAME	YEARS	DD
1.	Lauren Ervin	2006–08	23
2.	Jessica Jackson	2013–17	18
3.	Saylor Poffenbarger	2022–24	13
4.	Whitney Jones	2005–09	11
	Melissa Wolff	2012–16	11
6.	Ashley Daniels	2008–12	10
7.	Shameka Christon	2000–04	9
8.	Sarah Watkins	2009–13	8
9.	Kiara Williams	2016–20	7
	Devin Cosper	2015–18	7
	C'eira Ricketts	2008–12	7
	Kristin Moore	2002–06	7

INDIVIDUAL SEASON

SCORING (TOTAL POINTS)

1.	759	Chelsea Dungee	2018–19
2.	692	Shelly Wallace	1988–89
3.	655	Bettye Fiscus	1981–82
4.	611	Shameka Christon	2003–04
5.	603	Chelsea Dungee	2020–21
6.	583	Delmonica DeHorney	1990–91
7.	581	Delmonica DeHorney	1989–90
8.	555	Erynn Barnum	2022–23
9.	554	Bettye Fiscus	1984–85
10.	541	Chelsea Dungee	2019–20
11.	531	Samara Spencer	2022–23
12.	520	Alexis Tolefree	2019–20
13.	517	Shameka Christon	2001–02
14.	502	Kimberly Wilson	1995–96
15.	501	Karyn Karlin	1997–98
16.	496	Shameka Christon	2002–03
17.	494	Malica Monk	2017–18
18.	485	Jessica Jackson	2013–14
19.	477	Jessica Jackson	2015–16
	477	Jessica Jackson	2014–15

SCORING AVERAGE (MIN. 10 GAMES)

1.	23.1	Shelly Wallace	1988–89
2.	22.1	Taliah Scott	2023–24
3.	22.3	Chelsea Dungee	2003–04
4.	21.8	Shameka Christon	2003–04
5.	20.5	Chelsea Dungee	2018–19
6.	20.0	Delmonica DeHorney	1989–90
7.	19.8	Bettye Fiscus	1984–85
8.	18.7	Bettye Fiscus	1981–82
9.	18.3	Bettye Fiscus	1982–83
10.	18.2	Delmonica DeHorney	1990–91
11.	18.1	Sha Hopson	1983–84
12.	16.9	Bettye Ficus	1983–84
	16.9	Chelsea Dungee	2019–20
14.	16.7	Shameka Christon	2001–02
15.	16.5	Christy Smith	1995–96
	16.5	Jessica Jackson	2016–17
	16.5	Shelly Wallace	1987–88
	16.5	Marsha Lackey–Vining	1976–77
19.	16.3	Alexis Tolefree	2019–20
	16.3	Marsha Lackey–Vining	1977–78

FIELD GOALS MADE

1.	267	Shelly Wallace	1988–89
2.	236	Bettye Fiscus	1981–82
3.	232	Chelsea Dungee	2018–19
4.	227	Delmonica DeHorney	1990–91
5.	219	Shameka Christon	2003–04
	219	Delmonica DeHorney	1989–90
	219	Bettye Fiscus	1984–85
8.	205	Erynn Barnum	2022–23
9.	198	Karyn Karlin	1997–98
10.	197	Shameka Christon	2001–02
11.	193	Shameka Christon	2002–03
12.	186	Lanell Dawson	1986–87
13.	184	Chelsea Dungee	2020–21
	184	Shelly Wallace	1987–88
15.	183	Samara Spencer	2022–23
16.	183	Amanda Holley	1982–83
17.	174	Malica Monk	2016–19
18.	173	Kimberly Wilson	1995–96
19.	171	Chelsea Dungee	2019–20
	171	Malica Monk	2017–18
	171	C'eira Ricketts	2010–11
	171	Amanda Holley	1983–84

FIELD GOALS ATTEMPTED

1.	574	Chelsea Dungee	2018–19
2.	500	Shameka Christon	2003–04
3.	488	Malica Monk	2017–18
4.	486	Bettye Fiscus	1981–82
5.	459	Samara Spencer	2022–23
6.	458	Chelsea Dungee	2019–20
7.	449	C'eira Ricketts	2010–11
8.	439	Bettye Fiscus	1984–85
9.	434	Chelsea Dungee	2020–21
	434	Malica Monk	2018–19
	434	Shameka Christon	2002–03
12.	431	Samara Spencer	2023–24
	431	Jessica Jackson	2014–15
14.	426	Shelly Wallace	1988–89
15.	418	Jessica Jackson	2015–16
	418	Shameka Christon	2001–02
17.	417	Shameka Christon	2001–02
18.	416	Kelsey Brooks	2014–15
19.	415	Devin Cosper	2017–18
20.	411	Karyn Karlin	1997–98

FIELD GOAL PERCENTAGE (MIN. 100 ATTEMPTS)

1.	.632	Delmonica DeHorney (227–359)	1990–91
2.	.628	Delmonica DeHorney (219–349)	1989–90
3.	.627	Shelly Wallace (267–426)	1988–89
4.	.608	Karen Jones (65–107)	1994–95
5.	.605	Kiara Williams (104–172)	2018–19
6.	.601	Delmonica DeHorney (146–243)	1987–88
7.	.594	Lonniya Bragg (127–214)	1999–00
8.	.586	Erynn Barnum (85–145)	2020–21
9.	.571	Shaka Massey (162–283)	1995–96
10.	.568	Taylah Thomas (71–125)	2019–20
11.	.566	Lauren Ervin (158–279)	2006–07
12.	.564	Lonniya Bragg (115–204)	1998–99
13.	.563	Rudy Vaden (98–174)	2003–04
14.	.560	Karen Jones (61–109)	1997–98
15.	.559	Kiara Williams (57–102)	2018–19
16.	.556	Erynn Barnum (205–369)	2022–23
17.	.548	Lonniya Bragg (138–252)	2000–01
18.	.547	Ashley McCray (64–117)	2008–09
19.	.544	Monica Brown (118–217)	1985–86
20.	.541	Kelly Johnson (119–220)	1993–94

3-POINT FIELD GOALS MADE

1.	106	Amber Ramirez*	2019–20
2.	104	Wendi Willits**	1998–99
3.	91	Alexis Tolefree	2019–20
4.	89	India Lewis	2001–02
	89	Kimberly Wilson	1995–96
6.	87	Wendi Willits	2000–01
7.	86	Chrissy Carr	2022–23
8.	81	Lyndsay Harris	2010–11
9.	78	Amber Ramirez	2021–22
10.	77	Amber Ramirez	2020–21
	77	Alexis Tolefree	2018–18
12.	76	India Lewis	2002–03
13.	75	Lyndsay Harris	2009–10
14.	73	Wendi Willits	1999–00
15.	71	Lyndsay Harris	2009–10
16.	70	Makayla Daniels	2022–23
17.	66	Chelsea Dungee	2018–19
18.	65	Samara Spencer	2022–23
	65	Devin Cosper	2017–18
20.	64	Dominique Washington	1993–94

* –– Ranks 4th in SEC history
** –– Ranks 6th in SEC history

3-POINT FIELD GOALS ATTEMPTED

1.	271	India Lewis*	2001–02
2.	268	Alexis Tolefree**	2018–19
3.	255	Chrissy Carr	2022–23
4.	237	Amber Ramirez	2019–20
5.	234	India Lewis	2002–03
6.	232	Lyndsay Harris	2010–11
7.	229	Devin Cosper	2017–18
8.	225	Alexis Tolefree	2019–20
9.	223	Lyndsay Harris	2009–10
10.	213	Lyndsay Harris	2011–12
11.	207	Makayla Daniels	2022–23
12.	201	Samara Spencer	2022–23
13.	194	Amber Ramirez	2021–22
14.	193	Lyndsay Harris	2008–09
15.	188	Chelsea Dungee	2018–19
16.	177	Amber Ramirez	2020–21
17.	176	Taliah Scott	2023–24
18.	173	Dominique Washington	2006–07
19.	172	Devin Cosby	2006–07
20.	164	Makayla Daniels	2023–24
	164	Saylor Poffenbarger	2023–24

* –– Ranks 6th in SEC history
* –– Ranks 7th in SEC history

3-POINT FIELD GOAL PERCENTAGE (MIN. 30 MADE)

1.	.477	Amber Nicholas (41–86)	1990–91
2.	.447	Amber Ramirez (106–237)	2019–20
3.	.437	Keiryn Swenson (31–71)	2016–17
4.	.435	Amber Ramirez (77–177)	2020–21
5.	.404	Alexis Tolefree (91–225)	2019–20
	.404	Ayana Brereton (40–99)	2008–09
7.	.402	Amber Ramirez (78–194)	2021–22
8.	.387	Destiny Slocum (52–131)	2020–21
9.	.389	Leslie Howard (49–126)	2005–06
10.	.387	Chelsea Dungee (58–150)	2020–21
11.	.384	Jessica Jackson (48–125)	2013–14
12.	.381	Cali Berna (37–97)	2013–14
13.	.380	Jailyn Mason (49–129)	2018–19
	.380	Erin Gatling (30–79)	2012–13
15.	.370	Dominique Washington (64–173)	2006–07
16.	.367	Makayla Daniels (44–120)	2020–21
17.	.364	Shameka Christon (47–129)	2003–04
18.	.362	Jailyn Mason (47–130)	2017–18
19.	.355	McKenzie Adams (43–121)	2013–14
20.	.351	Chelsea Dungee (66–188)	2018–19

FREE THROWS MADE

1.	229	Chelsea Dungee*	2018–19
2.	177	Chelsea Dungee	2020–21
3.	146	Chelsea Dungee	2019–20
4.	132	Erynn Barnum	2022–23
	132	Kelsey Brooks	2014–15
6.	129	Makayla Daniels	2022–23
7.	128	Samara Spencer	2023–24
8.	126	Shameka Christon	2003–04
9.	114	Malica Monk	2017–18
10.	113	Kristin Peoples	2004–05
11.	111	Jessica Jackson	2013–14
12.	101	Sarah Watkins	2012–13
	101	C'eira Ricketts	2010–11
14.	100	Samara Spencer	2022–23
15.	99	Makayla Daniels	2021–22
	99	Jessica Jackson	2014–15
17.	97	Sarah Watkins	2010–11
18.	95	Alexis Tolefree	2019–20
19.	93	Dana Cherry	2002–03
	93	India Lewis	2002–03
	93	Dana Cherry	2001–02

* –– Ranks 2nd in SEC history

INDIVIDUAL SEASON

FREE THROWS ATTEMPTED

1.	275	Chelsea Dungee*	2018–19
2.	224	Chelsea Dungee	2020–21
3.	205	Erynn Barnum	2022–21
4.	199	Kelsey Brooks	2014–15
5.	189	Chelsea Dungee	2019–20
6.	182	Samara Spencer	2022–23
7.	173	Samara Spencer	2023–24
8.	168	Makayla Daniels	2022–23
9.	166	Shameka Christon	2003–04
10.	163	Kristin Peoples	2004–05
11.	154	Jhasmin Bowen	2014–15
12.	148	C'eira Ricketts	2010–11
13.	146	Malica Monk	2017–18
14.	141	Sarah Watkins	2010–11
15.	138	Jessica Jackson	2013–14
16.	133	Shameka Christon	2001–02
17.	130	Chelsea Dungee	2018–19
18.	129	Sarah Watkins	2012–13
19.	128	Jessica Jackson	2016–17
20.	127	Dana Cherry	2001–02

* –– Ranks 3rd in SEC history

FREE THROW PERCENTAGE

(MIN. 30 MADE)

1.	.923	Amber Ramirez (36–39)	2019–20
2.	.899	Christy Smith (134–149)	1994–95
3.	.873	Charity Ford (55–63)	2009–10
4.	.853	India Lewis (93–109)	2002–03
5.	.852	Chrissy Carr (69–81)	2022–23
6.	.844	McKenzie Adams (38–45)	2013–14
7.	.838	Taliah Scott (88–105)	2023–24
8.	.833	Alexis Tolefree (95–140)	2019–20
	.833	Chelsea Dungee (229–275)	2018–19
10.	.832	Christy Smith (119–143)	1997–98
11.	.818	Lauren Ervin (45–55)	2007–08
12.	.817	Amber Ramirez (67–82)	2021–22
13.	.810	Christy Smith (98–121)	1996–97
14.	.809	Sarah Pfeifer (55–68)	2006–07
15.	.808	Amber Ramirez (45–52)	2020–21
16.	.806	Kristin Peoples (50–62)	2005–06
17.	.804	Makayla Daniels (78–97)	2020–21
	.804	Taylah Thomas (37–46)	20192021
	.804	Jessica Jackson (111–138)	2013–14
20.	.803	Marsha Lackey–Vining (45–56)	1977–78

REBOUNDS

1.	381	Shelly Wallace (111 0 – 270 D)	1988–89
2.	337	Saylor Poffenbarger (40 0 – 283 D)	2023–24
3.	329	Shelly Wallace (82 0 – 247 D)	1987–88
4.	319	Lauren Ervin (129 0 – 190 D)	2020–21
5.	255	Saylor Poffenbarger (30 0 – 225 D)	2021–22
6.	251	Melissa Wolff (101 0 – 150 D)	2014–15
7.	248	Ashley Daniels (98 0 – 150 D)	2010–11
8.	247	Whitney Jones (103 0 – 144 D)	2008–09
9.	243	Kiara Williams (103 0 – 140 D)	2018–19
10.	239	Erynn Barnum (91 0 – 148 D)	2022–23
11.	231	Quistelle Williams (88 0 – 143 D)	2012–13
12.	228	Melissa Wolff (88 0 – 140 D)	2015–16
13.	211	Kiara Williams (92 0 – 119 D)	2017–18
	211	Whitney Jones (82 0 – 129 D)	2007–08
15.	210	Ashley Daniels (96 0 – 114 D)	2011–12
16.	209	Taylah Thomas (70 0 – 139 D)	2019–20
17.	209	Maryam Dauda (79 0 – 130 D)	2023–24
18.	209	Taylah Thomas (70 0 – 139 D)	2019–20
19.	206	Jhasmin Bowen (100 0 – 106 D)	2014–15
20.	202	C'eira Ricketts (65 0 – 137 D)	2008–09

REBOUNDING AVERAGE

(MIN. 15 GAMES)

1.	11.2	Saylor Poffenbarger (30 games)	2023–24
2.	11.0	Lauren Ervin (16 games)	2007–08
3.	10.3	Lauren Ervin (31 games)	2006–07
4.	7.8	Melissa Wolff (32 games)	2014–15
5.	7.7	Whitney Jones (32 games)	2008–09
6.	7.6	Melissa Wolff (30 games)	2015–16
7.	7.5	Ashley Daniels (33 games)	2010–11
8.	7.1	Kiara Williams (22 games)	2018–19
9.	7.0	Quistelle Williams (33 games)	2012–13
	7.0	Whitney Jones (30 games)	2007–08
	7.0	Shameka Christon (28 games)	2003–04
13.	6.9	Saylor Poffenbarger (37 games)	2022–23
14.	6.8	Kiara Williams (31 games)	2017–18
15.	6.6	Kiara Williams (37 games)	2018–19
	6.6	Kristin Moore (28 games)	2003–04
17.	6.5	Erynn Barnum (37 games)	2022–23
	6.5	Taylah Thomas (32 games)	2019–20
	6.5	Rudy Vaden (20 games)	2003–04
20.	6.4	Jessica Jackson (29 games)	2016–17
	6.4	Jhasmin Bowen (32 games)	2014–15
	6.4	Ashley Daniels (33 games)	2011–12

DEFENSIVE REBOUNDS

1.	283	Saylor Poffenbarger	2023–24
2.	270	Shelly Wallace	1988–89
3.	247	Shelly Wallace	1987–88
4.	247	Lauren Ervin	2006–07
5.	225	Saylor Poffenbarger	2022–23
6.	190	Lauren Ervin	2006–07
7.	150	Melissa Wolff	2014–15
	150	Ashley Daniels	2010–11
9.	148	Erynn Barnum	2022–23
10.	147	Calli Berna	2014–15
11.	144	Devin Cosper	2017–18
	144	Whitney Jones	2008–09
13.	143	Quistelle Williams	2012–13
14.	140	Kiara Williams	2018–19
	140	Melissa Wolff	2015–16
16.	139	Taylah Thomas	2019–20
	139	Jessica Jackson	2014–15
18.	137	C'eira Ricketts	2008–09
	137	Shameka Christon	2002–03
20.	136	Chelsea Dungee	2018–19
	136	Jessica Jackson	2013–14

DEFENSIVE REBOUND AVERAGE (MIN. 15 GAMES)

1.	9.4	Saylor Poffenbarger (30 games)	2023–24
2.	9.0	Shelly Wallace (30 games)	1988–89
3.	8.8	Shelly Wallace (28 games)	1987–88
4.	7.4	Lauren Ervin (16 games)	2007–08
5.	6.1	Saylor Poffenbarger (37 games)	2022–23
6.	6.1	Lauren Ervin (31 games)	2006–07
7.	5.0	Devin Cosper (29 games)	2017–18
8.	4.7	Melissa Wolff (30 games)	2015–16
	4.7	Melissa Wolff (32 games)	2014–15
	4.7	Shameka Christon (28 games)	2003–04
11.	4.6	Jessica Jackson (29 games)	2015–16
	4.6	Calli Berna (32 games)	2014–15
13.	4.5	Amber Ramirez (30 games)	2021–22
	4.5	Jessica Jackson (30 games)	2013–14
	4.5	Ashley Daniels (33 games)	2010–11
	4.5	Whitney Jones (32 games)	2008–09
17.	4.3	Taylah Thomas (32 games)	2019–20
	4.3	Jessica Jackson (32 games)	2014–15
	4.3	Quistelle Williams (33 games)	2012–13
	4.3	C'eira Ricketts (32 games)	2008–09
	4.3	Whitney Jones (30 games)	2007–08
	4.3	Shameka Christon (32 games)	2002–03

OFFENSIVE REBOUNDS

1.	129	Lauren Ervin	2006–07
2.	103	Kiara Williams	2018–19
	103	Whitney Jones	2008–09
4.	101	Melissa Wolff	2014–15
5.	100	Jhasmin Bowen	2014–15
6.	98	Ashley Daniels	2010–11
7.	96	Ashley Daniels	2011–12
8.	92	Kiara Williams	2017–18
9.	91	Erynn Barnum	2022–23
10.	90	Kiesha Beard	2001–02
11.	88	Melissa Wolff	2015–16
	88	Quistelle Williams	2012–13
13.	85	Keira Peak	2012–13
14.	82	Whitney Jones	2007–08
15.	79	Maryam Dauda	2023–24
16.	77	Ashley Daniels	2009–10
17.	76	Jessica Jackson	2016–17
	76	Melissa Wolff	2013–14
19.	75	Keira Peak	2013–14
	75	Rudy Vaden	2002–03

OFFENSIVE REBOUND AVERAGE (MIN. 15 GAMES)

1.	4.2	Lauren Ervin (31 games)	2006–07
2.	3.6	Lauren Ervin (16 games)	2007–08
3.	3.2	Melissa Wolff (32 games)	2014–15
	3.2	Whitney Jones (32 games)	2008–09
	3.2	Rudy Vaden (20 games)	2003–04
6.	3.1	Jhasmin Bowen (32 games)	2014–15
7.	3.0	Kiara Williams (31 games)	2017–18
	3.0	Kiara Williams (22 games)	2017–18
	3.0	Ashley Daniels (33 games)	2010–11
10.	2.9	Melissa Wolff (30 games)	2015–16
	2.9	Ashley Daniels (33 games)	2011–12
12.	2.8	Kiara Williams (37 games)	2017–18
	2.8	Kiesha Beard (32 games)	2001–02
14.	2.7	Quistelle Williams (33 games)	2012–13
	2.7	Whitney Jones (30 games)	2007–08
16.	2.6	Jessica Jackson (29 games)	2016–17
	2.6	Keira Peak (33 games)	2012–13
18.	2.5	Erynn Barnum (37 games)	2022–23
	2.5	Keira Peak (30 games)	2013–14
	2.5	Melissa Wolff (30 games)	2013–14
	2.5	Ashley Daniels (31 games)	2009–10

ASSISTS

1.	208	Calli Berna	2012–13
2.	205	Cali Berna	2013–14
	205	Amy Wright	2001–02
4.	176	Brittney Vaughn	2006–07
5.	166	Calli Berna	2014–15
6.	156	Rochelle Vaughn	2003–04
7.	154	Samara Spencer	2022–23
8.	150	Lakishia Harper	2002–03
9.	143	C'eira Ricketts	2011–12
10.	128	C'eira Ricketts	2009–10
	128	Brittney Vaughn	2007–08
12.	127	C'eira Ricketts	2010–11
13.	125	C'eira Ricketts	2008–09
14.	122	Malica Monk	2017–18
15.	119	Brittney Vaughn	2005–06
16.	117	Malica Monk	2018–19
17.	115	Samara Spencer	2023–24
18.	106	Destiny Slocum	2020–21
19.	100	A'Tyanna Gaulden	2019–20
	100	Rochelle Vaughn	2005–06

INDIVIDUAL SEASON

ASSISTS AVERAGE

(MIN. 10 GAMES)

1.	6.8	Calli Berna (30 games)	2013–14
2.	6.4	Amy Wright (32 games)	2001–02
3.	6.3	Calli Berna (33 games)	2012–13
4.	5.7	Brittney Vaughn (31 games)	2006–07
5.	5.6	Rochelle Vaughn (28 games)	2003–04
6.	5.2	Calli Berna (32 games)	2014–15
7.	4.5	Lakishia Harper (33 games)	2002–03
8.	4.3	C'eira Ricketts (33 games)	2011–12
	4.3	Brittney Vaughn (30 games)	2007–08
	4.3	Lakishia Harper (33 games)	2002–03
11.	4.2	Samara Spencer (37 games)	2022–23
12.	4.1	C'eira Ricketts (31 games)	2009–10
13.	3.9	Malica Monk (31 games)	2017–18
	3.9	C'eira Ricketts (32 games)	2008–09
14.	3.7	Kristin Peoples (13 games)	2005–06
	3.7	C'eira Ricketts (34 games)	2010–11

BLOCKED SHOTS

1.	83	Delmonica DeHorney	1989–90
2.	76	Lauren Ervin	2006–07
3.	74	Maryam Dauda	2023–24
4.	70	Delmonica DeHorney	1990–91
5.	66	Sasha Goforth	2021–22
6.	63	Sarah Watkins	2011–12
7.	58	Sarah Watkins	2010–11
8.	54	Kiara Williams	2018–19
	54	Delmonica DeHorney	1987–88
10.	53	Shameka Christon	2001–02
11.	47	Whitney Jones	2008–09
12.	46	Shameka Christon	2003–04
13.	45	Jessica Jackson	2013–14
14.	41	Sarah Watkins	2009–10
15.	40	Saylor Poffenbarger	2022–23
	40	Sarah Watkins	2012–13
17.	38	Erynn Barnum	2022–23
18.	35	Shameka Christon	2002–03
19.	34	Saylor Poffenbarger	2023–24
18.	33	Jessica Jackson	2015–16
	33	Jessica Jackson	2014–15
	33	Ayana Brereton	2007–08
	33	Whitney Jones	2006–07

BLOCKED SHOTS AVERAGE

(MIN. 10 GAMES)

1.	2.9	Delmonica DeHorney (29 games)	1989–90
2.	2.5	Lauren Ervin (31 games)	2006–07
3.	2.2	Maryam Dauda (33 games)	2023–24
	2.2	Delmonica DeHorney (32 games)	1990–91
5.	2.1	Sasha Goforth (32 games)	2021–22
6.	1.9	Delmonica DeHorney (28 games)	1987–88
7.	1.7	Sarah Watkins (34 games)	2010–11
	1.7	Lauren Ervin (16 games)	2007–08
	1.7	Shameka Christon (31 games)	2001–02
10.	1.6	Shameka Christon (28 games)	2003–04
11.	1.5	Jessica Jackson (30 games)	2013–14
	1.5	Whitney Jones (32 games)	2008–09
13.	1.4	Kiara Williams (37 games)	2018–19
14.	1.3	Sarah Watkins (31 games)	2009–10
	1.3	Rudy Vaden (20 games)	2003–04
16.	1.2	Kiara Williams (22 games)	2018–19
	1.2	Sarah Watkins (33 games)	2012–13
18.	1.1	Saylor Poffenbarger (37 games)	2023–24
	1.1	Saylor Poffenbarger (37 games)	2022–23
	1.1	Jessica Jackson (29 games)	2015–16
	1.1	Ayana Brereton (30 games)	2007–08
	1.1	Whitney Jones (31 games)	2006–07
	1.1	Shameka Christon (32 games)	2002–03

STEALS

1.	88	C'eira Ricketts	2011–12
2.	82	C'eira Rickets	2008–09
3.	77	C'eira Ricketts	2010–11
4.	74	C'eira Rickets	2009–10
5.	72	India Lewis	2001–02
6.	71	Brittney Vaughn	2006–07
7.	69	Calli Berna	2012–13
8.	68	India Lewis	2002–03
9.	66	Amy Wright	2001–02
10.	63	Charity Ford	2009–10
	63	Rochelle Vaughn	2004–05
12.	62	Malica Monk	2016–17
13.	61	Shameka Christon	2001–02
14.	60	Calli Berna	2013–14
15.	58	Brittney Vaughn	2007–08
16.	57	Rochelle Vaughn	2003–04
17.	56	Makayla Daniels	2022–23
18.	55	Kristin Peoples	2004–05
18.	54	Keira Peak	2012–13
19.	53	Makayla Daniels	2023–24
20.	52	Kelsey Brooks	2014–15
	52	Alexis Tolefree	2018–19

STEALS AVERAGE

(MIN. 10 GAMES)

1.	2.7	C'eira Ricketts (33 games)	2011–12
2.	2.6	C'eira Ricketts (32 games)	2008–09
3.	2.4	C'eira Ricketts (31 games)	2009–10
4.	2.3	Malica Monk (27 games)	2016–17
	2.3	C'eira Ricketts (34 games)	2010–11
	2.3	Brittney Vaughn (31 games)	2006–07
	2.3	Kristin Moore (12 games)	2004–05
	2.3	India Lewis (32 games)	2001–02
9.	2.1	Calli Berna (33 games)	2012–13
	2.1	Charity Ford (30 games)	2009–10
	2.1	India Lewis (33 games)	2002–03
	2.1	Amy Wright (32 games)	2001–02
13.	2.0	Calli Berna (30 games)	2013–14
	2.0	Rochelle Vaughn (31 games)	2004–05
	2.0	Rochelle Vaughn (28 games)	2003–04
	2.0	Shameka Christon (31 games)	2001–02
17.	1.9	Brittney Vaughn (30 games)	2007–08
18.	1.8	Makayla Daniels (28 games)	2021–22
	1.8	Kristin Peoples (31 games)	2004–05
20.	1.7	Shameka Christon (28 games)	2003–04

GAMES PLAYED

1.	37	Erynn Barnum	2022–23
	37	Chrissy Carr	2022–23
	37	Rylee Langerman	2022–23
	37	Saylor Poffenbarger	2022–23
	37	Samara Spencer	2022–23
	37	Chelsea Dungee	2018–19
	37	Jailyn Mason	2018–19
	37	Malica Monk	2018–19
	37	Taylah Thomas	2018–19
	37	Alexis Tolefree	2018–19
	37	Kiara Williams	2018–19
	37	Bailey Zimmerman	2018–19
13.	35	Maryam Dauda	2022–23
	35	Jersey Wolfenbarger	2022–23

DOUBLE DOUBLES (SINCE 2002-03)

1.	14	Lauren Ervin	2006–07
2.	9	Saylor Poffenbarger	2023–24
	9	Lauren Ervin	2007–08
4.	7	Devin Cosper	2017–18
	7	Ashley Daniels	2010–11
6.	6	Melissa Wolff	2014–15
	6	Quistelle Williams	2012–13
	6	Sarah Watkins	2010–11
	6	Whitney Jones	2008–09
	6	Shameka Christon	2003–04
	6	Shameka Christon	2003–04

GAMES STARTED

1.	37	Erynn Barnum	2022–23
	37	Chrissy Carr	2022–23
	37	Saylor Poffenbarger	2022–23
	37	Samara Spencer	2022–23
	37	Chelsea Dungee	2018–19
	37	Malica Monk	2018–19
	37	Kiara Williams	2018–19
8.	36	Jailyn Mason	2018–19
	36	Alexis Tolefree	2018–19
10.	34	Makayla Daniels	2022–23
	34	C'eira Ricketts	2010–11
	34	Jamesha Townsend	2010–11
	34	Sarah Watkins	2010–11
	34	Sarah Watkins	2010–11

MINUTES

1.	1256	Samara Spencer	2022–23
2.	1227	Chelsea Dungee	2018–19
3.	1190	Saylor Poffenbarger	2022–23
4.	1189	Calli Berna	2014–15
5.	1168	Calli Berna	2012–13
6.	1149	India Lewis	2002–03
7.	1145	C'eira Ricketts	2010–11
8.	1143	Samara Spencer	2023–24
9.	1133	Christy Smith	1997–98
10.	1126	Christy Smith	1994–95
11.	1124	Makayla Daniels	2023–24
12.	1111	Jailyn Mason	2018–19
13.	1103	Kelsey Brooks	2014–15
14.	1102	Makayla Daniels	2022–23
	1102	India Lewis	2001–02
16.	1081	Malica Monk	2018–19
17.	1061	Malica Monk	2017–18
18.	1059	Amber Ramirez	2019–20
19.	1058	Amber Ramirez	2021–22
20.	1052	Shameka Christon	2002–03

MINUTES AVERAGE

1.	37.5	Christy Smith (30 games)	1994–95
2.	37.2	Calli Berna (32 games)	2014–15
3.	36.5	Christy Smith (31 games)	1997–98
4.	36.4	Taliah Scott (20 games)	2023–24
5.	35.5	Christy Smith (22 games)	1995–96
6.	35.4	Calli Berna (33 games)	2012–13
7.	35.3	Amber Ramirez (30 games)	2021–22
8.	34.8	India Lewis (33 games)	2002–03
9.	34.6	Samara Spencer (33 games)	2023–24
10.	34.5	Kelsey Brooks (32 games)	2014–15
11.	34.4	Calli Berna (30 games)	2013–14
	34.4	India Lewis (32 games)	2001–02
13.	34.2	Malica Monk (31 games)	2017–18
14.	34.1	Makayla Daniels (33 games)	2023–24
15.	33.9	Samara Spencer (37 games)	2022–23
16.	33.8	Rochelle Vaughn (28 games)	2003–04
17.	33.7	C'eira Ricketts (34 games)	2010–11
18.	33.5	C'eira Ricketts (31 games)	2009–10
19.	33.3	Jailyn Mason (31 games)	2017–18
	33.3	Shameka Christon (28 games)	2003–04

INDIVIDUAL GAME (SINCE 1981-82)

MOST POINTS

#	Pts.	NAME	OPPONENT	DATE
40 POINTS				
1.	44	Shelly Wallace	vs. Oral Roberts	12/12/88 (1)
2.	41	Chelsea Dungee	vs. Auburn	2/10/19^
3.	40	Shameka Christon	vs. #8 Vanderbilt	3/2/02*!
30 POINTS				
4.	39	Delmonica DeHorney	vs. #2 Stanford	3/24/90$
5.	38	Chelsea Dungee	vs. Ole Miss	2/19/21
	38	Chelsea Dungee	vs. Missouri	1/12/20
7.	37	Erynn Barnum	vs. Ole Miss	1/29/23
	37	Chelsea Dungee	vs. #3 UConn	1/28/21
	37	Chelsea Dungee	vs. Houston	3/21/19@
	37	Dominique Washington	vs. Ole Miss	2/26/06&
	37	Bettye Fiscus	at Alaska	2/27/82
12.	36	Shameka Christon	vs. Clemson	3/15/02
	36	Shannon Jones	vs. Washington State	12/31/92
	36	Shelly Wallace	at SMU	2/15/89
15.	35	Amber Ramirez	vs. Alabama	2/28/21
	35	Alexis Tolefree	at Missouri	2/2/20
	35	Wendi Willits	vs. Oklahoma	3/14/99
	35	Shelly Wallace	at SW Missouri	12/17/88 (1)
19.	34	Taliah Scott	at Arkansas St.	11/17/23
	34	Chrissy Carr	vs. Missouri	3/2/23
	34	Makayla Daniels	vs. Creighton	12/21/21
	34	Jessica Jackson	vs. Houston Baptist	12/28/16
	34	Delmonica DeHorney	at Texas Tech	1/6/90
	34	Shelly Wallace	vs. Texas Tech	3/9/89 (SWC)
	34	Shelly Wallace	at Texas Tech	2/2/88
	34	Lanell Dawson	at TCU	1/4/86
27.	33	Taliah Scott	vs. Auburn	2/4/24
	33	Chelsea Dungee	vs. Florida	1/14/21
	33	Chelsea Dungee	vs. Ole Miss	2/24/19
	33	Shameka Christon	at Ole Miss	2/29/04
	33	Shameka Christon	vs. #6 LSU	3/7/03
	33	Wendi Willits	at Georgia	2/21/99
	33	Christy Smith	vs. Ohio State	11/19/95
	33	Delmonica DeHorney	vs. Lamar	3/20/91
	33	Delmonica DeHorney	vs. SW Missouri	12/19/87
36.	32	Samara Spencer	vs. Oral Roberts	12/4/22
	32	Makayla Daniels	vs. California	12/5/21
	32	Chelsea Dungee	vs. Kansas State	12/7/19
	32	Chelsea Dungee	vs. South Carolina	2/3/19
	32	Kimberly Wilson	vs. Pittsburgh	11/25/94
	32	Delmonica DeHorney	vs. #6 SFA	3/22/90
	32	Shelly Wallace	vs. Houston	3/4/89
	32	Shelly Wallace	vs. UTSA	12/3/88
44.	31	Samara Spencer	at Alabama	2/1/24
	31	Taliah Scott	vs. UAPB	12/10/23
	31	Makayla Daniels	at Vanderbilt	2/9/23
	31	Chelsea Dungee	vs. Georgia	3/7/19
	31	Chelsea Dungee	vs. #15 South Carolina	3/8/19
	31	Jessica Jackson	vs. Ole Miss	1/19/14
	31	Shameka Christon	at Alabama	2/15/04
	31	Shameka Christon	at South Carolina	1/15/04
	31	Christy Smith	vs. Dayton	1/2/96
	31	Delmonica DeHorney	vs. #22 Northwestern	3/16/91
	31	Lisa Martin	vs. #6 Texas	3/11/89
	31	Bettye Fiscus	vs. Oklahoma City	3/11/82
	31	Lita Stricklin	vs. Phillips	2/15/80
57.	30	Chelsea Dungee	at Tennessee	1/7/21
	30	Alexis Tolefree	vs. Auburn	3/5/20
	30	Alexis Tolefree	at # 9 Mississippi St.	2/27/20
	30	Alexis Tolefree	vs. Kentucky	2/9/20
	30	Sytia Messer	vs. Memphis	12/19/97
	30	Kimberly Wilson	vs. LSU	1/31/96
	30	Christy Smith	vs. Alabama	3/4/95
	30	Shea Henderson	vs. SMU	12/21/93
	30	Amber Nicholas	vs. Baylor	3/6/91
	30	Juliet Jackson	at #6 Georgia	3/18/90
	30	Lanell Dawson	vs. Providence	3/20/87
	30	Bettye Fiscus	vs. Delta State	2/7/83
	30	Bettye Fiscus	vs. New Orleans	3/13/82
	30	Bettye Fiscus	vs. Wichita State	2/20/82
	30	Kim Bunge	vs. McNeese	2/14/81
	30	Lita Stricklin	vs. Northeastern Okla.	2/1/80
	30	Keira Peak	vs. #13 Oklahoma	11/23/12

$ -- Most in NCAA tournament game
* -- Most versus ranked team
^ -- Most in SEC regular season game
! -- Most in SEC tournament game
@ -- Most in WNIT/NWIT game
& -- Most by player off the bench
(1) -- Most in consecutive games

25-29 POINTS

74.	29	Taliah Scott	vs. Louisiana Tech	12/7/23
	29	Taliah Scott	vs. ULM	11/7/23
	29	Amber Ramirez	at Tennessee	1/31/22
	29	Destiny Slocum	at LSU	2/21/21
	29	Amber Ramirez	vs. Tennessee	2/20/20
	29	Devin Cosper	vs. Tennessee	2/8/18
	29	Jessica Jackson	vs. Tulsa	11/23/15
	29	C'eira Ricketts	at Vanderbilt	1/20/11
	29	Ruby Vaden	vs. Vanderbilt	1/29/04
	29	Wendi Willits	vs. UNCW	11/26/99
	29	Kimberly Wilson	at Arizona	3/22/96 (NWIT)
	29	Shea Hopson	vs. Auburn	1/11/92
	29	Delmonica DeHorney	at Texas Tech	1/12/91
	29	Shelly Wallace	at UTSA	1/9/89
88.	28	Chelsea Dungee	vs. Tennessee Tech	12/4/19
	28	Chelsea Dungee	vs. Georgia	1/31/19
	28	Kelsey Brooks	vs. South Dakota St.	12/4/14
	28	Sarah Watkins	at Ole Miss	1/31/13
	28	C'eira Ricketts	vs. Alabama	2/27/11
	28	C'eira Ricketts	vs. USF	11/12/11
	28	Shameka Christon	at Wichita State	11/21/03
	28	Shameka Christon	at TCU	12/6/03
	28	Shameka Christon	at Indiana	12/20/03
	28	Shameka Christon	vs. Georgia	2/8/04
	28	Shameka Christon	vs. La–Lafayette	1/6/03
	28	Delmonica DeHorney	vs. Texas A&M	1/22/91
	28	Delmonica DeHorney	vs. Texas A&M	2/20/90
101.	27	Samara Spencer	vs. SFA	3/20/23
	27	Samara Spencer	vs. NAU	11/24/22
	27	Erynn Barnum	vs. Tulsa	11/14/22
	27	Chelsea Dungee	vs. Wright State	3/22/21
	27	Chelsea Dungee	at Missouri	2/4/21
	27	Chelsea Dungee	vs. Wisconsin	11/30/19
	27	Makayla Daniels	vs. Oral Roberts	11/14/19
	27	Chelsea Dungee	vs. #22 LSU	12/2/18
	27	Shameka Christon	vs. LSU	1/22/04
	27	Wendi Willits	vs. BYU	12/4/00
	27	Wendi Willits	vs. Oral Roberts	11/28/98
	27	Karyn Karlin	at Providence	11/21/87
	27	Christy Smith	at Auburn	1/22/95
	27	Kimberly Wilson	vs. Sam Houston	12/22/94
	27	Kimberly Wilson	vs. SMU	12/3/94
	27	Delmonica DeHorney	at Texas A&M	2/4/91
	27	Delmonica DeHorney	vs. SMU	2/17/90
	27	Shelly Wallace	vs. MVSU	12/10/88
	27	Shelly Wallace	at Tennessee State	11/27/88
	27	Tracy Webb	vs. Houston	2/19/85
	27	Bettye Fiscus	vs. Auburn	11/24/84
	27	Bettye Fiscus	vs. Miami	11/23/84
	27	Bettye Fiscus	vs. Oklahoma State	2/16/82
124.	26	Makayla Daniels	at Florida	2/8/24
	26	Taliah Scott	vs. UIC	12/21/23
	26	Samara Spencer	at Creighton	12/17/22
	26	Amber Ramirez	vs. Tennessee	1/2/22
	26	Destiny Slocum	vs. Mississippi State	2/11/21
	26	Amber Ramirez	vs. Stony Brook	11/17/19
	26	Jessica Jackson	vs. Georgia	2/2/17
	26	Dominque Robinson	vs. Texas Southern	12/21/11
	26	Chrisstasia Walter	at Oral Roberts	3/23/11
	26	Lyndsay Harris	vs. Georgia	1/13/11
	26	Charity Ford	vs. Mississippi State	1/14/10
	26	Lyndsay Harris	vs. Iona	11/26/09
	26	Sarah Pfeifer	at Arkansas State	3/21/05
	26	India Lewis	vs. TCU	11/25/02
	26	Karyn Karlin	vs. Iowa	1/30/00
	26	Karyn Karlin	at Montana	12/30/98
	26	Kelly Johnson	vs. SFA	2/13/96
	26	Kimberly Wilson	vs. TCU	2/13/96
	26	Delmonica DeHorney	vs. Baylor	2/27/91
	26	Delmonica DeHorney	at Baylor	1/26/91
	26	Delmonica DeHorney	at Texas	2/23/90
	26	Delmonica DeHorney	at New Orleans	1/22/90
	26	Juliet Jackson	vs. Texas A&M	1/17/89
	26	Shelly Wallace	at TCU	1/10/89
	26	Lanell Dawson	at SWSM	12/18/86
	26	Tracy Webb	at Rice	2/14/87
	26	Lanell Dawson	at SMU	2/1/86
	26	Bettye Fiscus	vs. Baylor	3/2/85
	26	Bettye Fiscus	vs. Oral Roberts	11/19/84
	26	Bettye Fiscus	vs. Texas Tech	1/19/83
	26	Bettye Fiscus	vs. Texas Tech	2/24/83
	26	Bettye Fiscus	at Texas	2/21/83
	26	Bettye Fiscus	at California	12/5/82
157.	25	Samara Spencer	at Kentucky	1/5/24
	25	Taliah Scott	vs. Murray State	11/10/23
	25	Samara Spencer	at Mississippi State	2/23/23
	25	Erynn Barnum	vs. Tennessee	2/16/23
	25	Amber Ramirez	at Missouri	2/13/22
	25	Amber Ramirez	vs. LSU	1/27/22
	25	Chelsea Dungee	at Georgia	1/25/21
	25	Chelsea Dungee	vs. Missouri	1/3/21
	25	Chelsea Dungee	vs. FGCU	11/28/20
	25	Amber Ramirez	at Auburn	1/5/20
	25	Chelsea Dungee	vs. Missouri	2/28/19
	25	Malica Monk	vs. South Carolina	2/3/19
	25	Chelsea Dungee	at Florida	1/27/19
	25	Malica Monk	at Florida	1/27/19
	25	Alexis Tolefree	at Vanderbilt	1/19/19
	25	Chelsea Dungee	vs. Mississippi State	1/3/19
	25	Kiara Williams	vs. Vanderbilt	2/28/18
	25	Malica Monk	vs. Tennessee	2/8/18
	25	Jessica Jackson	vs. #13 Tennessee	1/4/16
	25	Jessica Jackson	at #19/18 LSU	2/23/14
	25	Jessica Jackson	vs. Ole Miss	3/5/15
	25	Sarah Watkins	vs. #8/10 Kentucky	2/7/13
	25	Sarah Watkins	at Hawai'i	11/24/12
	25	Sarah Watkins	vs. Lamar	3/17/11
	25	Dominique Washington	vs. Memphis	11/21/05
	25	Shaemka Christon	at Florida	2/22/04
	25	Shameka Christon	at SFA	12/28/03
	25	Shameka Christon	vs. Alabama	3/2/03
	25	Shameka Christon	vs. LSU	1/19/03
	25	Shameka Christon	vs. LSU	2/10/02
	25	Shameka Christon	at Boston College	11/20/01
	25	Wendi Willits	vs. Tulsa	1/5/01
	25	Wendi Willits	vs. Missouri	3/18/00 (WNIT)
	25	Lonniya Bragg	at Florida	3/2/00
	25	Karyn Karlin	at LSU	2/12/00
	25	Wendi Willits	vs. LSU	1/13/00
	25	Wendi Willits	at Auburn	2/7/99
	25	Sytia Messer	at SFA	1/28/97
	25	Christy Smith	vs. Rice	11/25/95
	25	Stephanie Bloomer	vs. Kentucky	2/4/95
	25	Kimberly Wilson	vs. South Carolina	2/12/94
	25	Delmonica DeHorney	vs. SMU	1/19/91
	25	Delmonica DeHorney	vs. Rice	3/3/90
	25	Delmonica DeHorney	vs. TCU	1/13/90
	25	Shelly Wallace	at Texas Tech	2/4/89
	25	Shelly Wallace	vs. Rice	1/28/89
	25	Shelly Wallace	vs. Texas Tech	1/3/89
	25	Shelly Wallace	at Houston	3/2/88
	25	Shelly Wallace	vs. Baylor	1/19/88
	25	Lisa Martin	vs. MVSU	11/30/87
	25	Bettye Fiscus	at Texas Tech	1/15/85
	25	Bettye Fiscus	at Texas A&M	1/2/85
	25	Bettye Fiscus	at Oklahoma State	12/1/84
	25	Amanda Holley	vs. Texas	2/18/84
	25	Bettye Fiscus	vs. Murray State	2/4/83
	25	Bettye Fiscus	vs. SMU	1/30/83
	25	Amanda Holley	at Kansas State	11/26/82

FIELD GOALS MADE

	FGM	NAME	OPPONENT	DATE
1.	16	Shelly Wallace	vs. Texas Tech	3/9/89 (SWC)
	16	Shelly Wallace	vs. Oral Roberts	12/12/88 (1)
3.	15	Delmonica DeHorney	vs. #2 Stanford	3/24/90 $
4.	14	Delmonica DeHorney	vs. Lamar	3/20/91
	14	Delmonica DeHorney	vs. #6 SFA	3/22/90
	14	Delmonica DeHorney	at Texas Tech	1/6/90
	14	Shelly Wallace	at Texas Tech	2/2/88
	14	Lanell Dawson	at TCU	1/4/86
	14	Bettye Fiscus	vs. Wichita State	2/20/82
10.	13	Erynn Barnum	vs. Ole Miss	1/29/23
	13	Chelsea Dungee	vs. #3 UConn	1/28/21
	13	Shameka Christon	at Ole Miss	2/29/04
	13	Rudy Vaden	vs. Vanderbilt	1/29/04
	13	Shameka Christon	at South Carolina	1/18/04
	13	Wendi Willits	vs. UNCW	11/26/99
	13	Shelly Wallace	vs. UTSA	12/3/88
	13	Shelly Wallace	at SW Missouri	12/17/88 (1)
	13	Delmonica DeHorney	vs. SW Missouri	12/19/87
	13	Bettye Fiscus	vs. Texas Tech	1/19/83

FIELD GOALS ATTEMPTED

	FGA	NAME	OPPONENT	DATE
1.	29	Samara Spencer	at Alabama	1/14/24
2.	28	Chelsea Dungee	vs. Kansas State	12/7/19
	28	Malica Monk	vs. Florida	1/18/18
4.	27	Taliah Scott	at Tennessee	2/12/24
	27	Pat Keck	vs. NWACC	11/19/76
6.	26	Chelsea Dungee	at Tennessee	1/7/21
	26	Shameka Christon	at TCU	12/6/03
8.	25	Amber Ramirez	vs. Tennessee	1/2/22
	25	Chelsea Dungee	vs. #1 South Carolina	2/6/20
	25	Malica Monk	at Tennessee	1/21/19
	25	Devin Cosper	at Nebraska	11/16/17
	25	Jessica Jackson	vs. #13/15 Kentucky	2/26/15
	25	Shameka Christon	at Tulsa	12/9/03
	25	Shelly Wallace	vs. Texas Tech	3/9/89 (SWC)
	25	Brenda Rhodes	vs. Texas	1/12/85

INDIVIDUAL GAME (SINCE 1981-82)

FIELD GOAL PERCENTAGE
(MIN. 8 MADE)

#	PCT	NAME	OPPONENT	M/A	DATE
1.	1.000	Erynn Barnum	vs. Arkansas State	8-8	12/11/22
	1.000	Lauren Ervin	at Auburn	9-9	1/14/07
	1.000	Lonniya Bragg	vs. Georgia Tech	9-9	3/21/00 (WNIT)
	1.000	Bettye Fiscus	vs. Evangel College	8-8	1/9/92
	1.000	Lanell Dawson	at Baylor	10-10	2/26/86
6.	.929	Rudy Vaden	vs. Vanderbilt	13-14	1/29/04
7.	.917	Dominique Robinson	vs. Texas Southern	11-12	12/21/11
	.917	Shelly Wallace	at Tennessee State	11-12	1/27/88
9.	.900	Karyn Karlin	vs. Alcorn State	9-10	12/31/96
	.900	Shelly Wallace	vs. #6 Texas	9-10	3/11/89 (SWC)
	.900	Lanell Dawson	vs. Texas A&M	9-10	3/1/86

3-POINT FIELD GOALS MADE

	3PT	NAME	OPPONENT	DATE
1.	9	Wendi Willits	at Georgia	2/21/99
2.	8	Saylor Poffenbarger	at Missouri	1/28/24
3.	8	Amber Ramirez	vs. Alabama	2/28/21
	8	Lyndsay Harris	vs. Georgia	1/13/11
	8	Lyndsay Harris	vs. Iona	11/26/09
	8	Wendi Willits	vs. Oral Roberts	11/28/98
7.	7	Alexis Tolefree	vs. Auburn	3/5/20
	7	Alexis Tolefree	at Auburn	1/5/20
	7	Amber Ramirez	at NWSU	12/15/19
	7	Dominique Washington	vs. Tennessee	2/22/07
	7	Dominique Washington	at Auburn	1/14/07
	7	Donica Cosby	vs. SFA	12/20/06
	7	Dominique Washington	at Ole Miss	2/26/06
	7	Shameka Christon	at Alabama	2/15/04
	7	Wendi Willits	at Auburn	2/15/01
	7	Wendi Willits	vs. Howard	2/15/01
	7	Wendi Willits	vs. Tulsa	1/5/01
	7	Wendi Willits	vs. Oklahoma	3/14/99
	7	Wendi Willits	at Auburn	2/7/99
	7	Wendi Willits	at Providence	11/21/97

3-POINT FIELD GOALS ATTEMPTED

	3PA	NAME	OPPONENT	DATE
1.	18	Dominique Washington	vs. Tennessee	2/22/07
2.	16	Alexis Tolefree	vs. Pitt	11/24/18
	16	Devin Cosper	at Nebraska	11/16/17
	16	Wendi Willits	vs. Oklahoma	11/16/17
5.	15	Amber Ramirez	vs. Auburn	1/31/21
	15	Alexis Tolefree	vs. Auburn	3/5/20
7.	14	Amber Ramirez	vs. Alabama	2/28/21
	14	Amber Ramirez	at SMU	12/9/20
	14	Amber Ramirez	vs. Auburn	3/5/20
	14	Alexis Tolefree	vs. Tennessee	2/20/20
	14	Amber Ramirez	at Auburn	1/5/20
	14	Devin Cosper	at Vanderbilt	2/25/18
	14	Donica Cosby	vs. Mississippi State	1/7/07
	14	Dominique Washington	at Ole Miss	2/26/06

3-POINT FG GOAL PERCENTAGE
(MIN. 6 MADE)

	PCT	NAME	OPPONENT	M/A	DATE
1.	1.000	Kimberly Wilson	at Butler	6-6	1/10/94
2.	.857	Makayla Daniels	vs. Oral Roberts	6-7	11/14/19
	.857	McKenzie Adams	vs. Tulsa	6-7	12/10/13
	.857	Amber Nicholas	vs. Baylor	6-7	3/6/91 (SEC)
5.	.750	Chrissy Carr	vs. Missouri	6-8	3/2/23 (SEC)
	.750	Samara Spencer	vs. ORU	6-8	12/4/23
	.750	Raven Northcross-Baker	vs. UTA	6-8	12/17/17
	.750	Wendi Willits	vs. LSU	6-8	1/13/00
	.750	Wendi Willits	vs. ORU	8-11	11/28/98
	.750	Wendi Willits	vs. Harvard	6-8	3/15/98 (NCAA)

FREE THROWS MADE

	FTM	NAME	OPPONENT	DATE
1.	17	Chelsea Dungee	vs. Florida	1/14/21
	17	Chelsea Dungee	vs. Auburn	2/10/19
3.	16	Shelly Wallace	vs. Houston	3/4/89
4.	15	Christy Smith	vs. Ohio State	11/19/95
	15	Bettye Fiscus	at Alaska-Anchorage	2/27/82
6.	14	Chelse Dungee	vs. Wright State	3/22/21
	14	Chelsea Dungee	vs. Ole Miss	2/19/21
8.	14	India Lewis	vs. TCU	11/25/02
	14	Sytia Messer	at Alabama	2/18/99
	14	Shea Henderson	vs. San Francisco	12/4/93
	14	Shelly Wallace	at SMU	2/15/89

FREE THROWS ATTEMPTED

	FTA	NAME	OPPONENT	DATE
1.	20	Kelsey Brooks	vs. Oklahoma	12/21/14
	20	Shelly Wallace	vs. Houston	3/4/89
3.	18	Chelsea Dungee	vs. Wright State	3/22/21
4.	17	Chelsea Dungee	vs. Ole Miss	2/19/21
	17	Chelsea Dungee	vs. Florida	1/14/21
	17	Shea Henderson	vs. Alabama	2/2/94
	17	Shea Henderson	at Kent State	11/30/93
	17	Bettye Fiscus	at Alaska-Anchorage	2/27/82
9.	16	Samara Spencer	vs. Lamar	12/8/22
	16	Jessica Jackson	vs. Georgia	2/2/17
	16	Kelsey Brooks	vs. South Dakota State	12/4/14
	16	Kristin Peoples	vs. Cincinatti	1/2/05
	16	Shameka Christon	at Florida	2/22/04
	16	India Lewis	vs. TCU	11/25/02
	16	Sytia Messer	at Alabama	2/18/99
	16	Shea Henderson	vs. San Francisco	12/4/93

FREE THROW PERCENTAGE
(MIN. 10 MADE)

	PCT	NAME	OPPONENT	DATE	M/A
1.	1.000	Chelsea Dungee	vs. Florida	1/14/21	17-17
	1.000	Chelsea Dungee	vs. South Carolina	3/8/19	13-13
	1.000	Devin Cosper	vs. Alabama	1/7/18	12-12
	1.000	Malica Monk	vs. UTA	12/17/17	12-12
	1.000	Charity Ford	vs. Sam Houston State	12/29/09	10-10
	1.000	Kristin Peoples	vs. Grambling	11/29/05	11-11
	1.000	Christy Smith	at Kentucky	1/31/98	10-10
	1.000	Kimberly Wilson	vs. Oral Roberts	2/22/96	10-10
	1.000	Christy Smith	vs. Ohio State	11/19/95	15-15
	1.000	Christy Smith	vs. South Carolina	3/3/95	10-10
	1.000	Kimberly Wilson	vs. Pittsburgh	11/25/94	10-10
	1.000	Stephanie Bloomer	vs. LSU	2/8/94	10-10
	1.000	Delmonica DeHorney	vs. #22 Northwestern	3/16/91	11-11
	1.000	Bettye Fiscus	vs. Creighton	2/25/85	12-12

MOST REBOUNDS

	AST	NAME	OPPONENT	DATE
1.	23	Saylor Poffenbarger	at #15 Florida State	11/30/23
2.	22	Shelly Wallace	vs. SMU	2/13/88
3.	21	Saylor Poffenbarger	vs. ULM	11/7/23
	21	Taylah Thomas	vs. New Orleans	11/8/19
5.	20	Melissa Wolff	vs. New Orleans	12/30/15
	20	Lauren Ervin	at Florida	1/17/07
	20	Shelly Wallace	vs. Texas A&M	1/17/89
	20	Shelly Wallace	at Houston	3/2/88
	20	Monica Brown	vs. SMU	1/21/86
	20	Kim Bunge	vs. Oklahoma City	3/11/82
11.	19	Saylor Poffenbarger	vs. UIW	12/31/23
	19	Saylor Poffenbarger	vs. Illinois	12/20/23
	19	Lita Stricklin	vs. SMU	2/13/88

MOST ASSISTS

	AST	NAME	OPPONENT	DATE
1.	18	Donna Wilson	at Houston	3/2/88
2.	14	Brittney Vaughn	at Tulsa	12/16/06
	14	Amy Wright	vs. Howard	2/15/01
	14	Amber Nicholas	vs. Ole Miss	12/15/90
5.	13	Calli Berna	vs. MVSU	12/28/13
	13	Calli Berna	vs. Sam Houston State	11/8/13
	13	Shea Henderson	at Kent State	11/30/93
	13	Amber Nicholas	vs. #2 Stanford	3/24/90 $
	13	Donna Wilson	vs. #6 Texas	3/11/89 (SWC)
10.	12	Calli Berna	vs. Ole Miss	1/19/14
	12	Calli Berna	vs. SIUE	3/14/13
	12	Calli Berna	vs. Coppin State	12/28/12
	12	C'eira Ricketts	vs. Auburn	1/18/09
	12	Brittney Vaughn	vs. New Orleans	12/21/05
	12	Rochelle Vaugh	vs. Georgia	2/8/04
	12	Amy Wright	vs. Mississippi State	3/1/01
	12	Amy Wright	vs. LSU	2/11/99
	12	Amber Nicholas	vs. #6 SF Austin	3/22/90
	12	Donna Wilson	vs. Texas A&M	3/10/88

MOST STEALS

	STL	NAME	OPPONENT	DATE
1.	10	India Lewis	vs. Tulsa	12/9/02
2.	8	C'eira Ricketts	vs. USF	11/12/11
	8	Brittney Vaughn	vs. Alabama	1/18/07
	8	Kristin Moore	vs. Western Kentucky	11/28/04
	8	Angela Davis	vs. Alabama State	11/29/91
	8	Tracy Webb	vs. Grambling	12/16/84
7.	7	Kelsey Brooks	vs. Florida	2/6/14
	7	Calli Berna	vs. Middle Tennessee	11/19/13
	7	Lyndsay Harris	vs. Davidson	11/14/10
	7	C'eira Ricketts	vs. Davidson	11/14/10
	7	Rochelle Vaughn	at TCU	12/6/03
	7	India Lewis	at Princeton	11/27/99
	7	Sytia Messer	vs. St Bonaventure	12/29/98
	7	Christy Smith	at LSU	2/11/98
	7	Stephanie Bloomer	vs. Oral Roberts	2/23/94
	7	Amber Nicholas	vs. Oral Roberts	1/30/92
	7	Delmonica DeHorney	vs. TCU	2/16/91
	7	Christi Willson	vs. Rice	3/3/90
	7	Brenda Rhodes	vs. Texas	1/12/85
	7	Amanda Holley	vs. Texas A&M	2/6/84
	7	Cheryl Orcholski	vs. Indiana	2/26/82

MOST BLOCKED SHOTS

	BLK	NAME	OPPONENT	DATE
1.	10	Maryam Dauda	at Alabama	1/14/24
2.	9	Robyn Irwin	vs. UTSA	12/19/87
3.	8	Lauren Ervin	vs. Cincinatti	12/28/06
4.	7	Lauren Ervin	vs. ULM	11/13/06
	7	Shaka Massey	vs. Texas Southern	11/27/95
	7	Kim Bunge	vs. Northeast Louisiana	12/5/81
7.	6	Sarah Watkins	vs. Vanderbilt	1/19/12
	6	Sarah Watkins	vs. Kentucky	1/6/11
	6	Lauren Ervin	vs. Ole Miss	2/4/07
	6	Joy Oakly	at Tulsa	12/5/01
	6	Delmonica DeHorney	vs. Houston	3/7/91 (SWC)
	6	Delmonica DeHorney	at New Orleans	1/22/90
	6	Robin Irwin	at UMKC	2/25/89
	6	Amanda Holley	vs. Baylor	2/4/84

DOUBLE DOUBLES (SINCE 2002-03)

2023-24

MARYAM DAUDA (3)
17 pts, 13 reb Miss. State 1/7/24
12 reb, 10 blk at Alabama 2/1/24
12 pts, 11 reb Auburn 2/4/24
SAYLOR POFFENBARGER (9)
10 pts, 12 reb Murray State 11/10/23
13 pts, 23 reb at Florida State 11/30/23
12 pts, 11 reb vs. Louisiana Tech 12/7/23
13 pts, 10 reb vs. UAPB 12/10/23
17 pts, 11 reb vs. UIC 12/21/23
15 pts, 17 reb vs. Georgia 1/7/24
23 pts, 11 reb vs. Alabama 2/1/24
15 pts, 12 reb at Florida 2/8/24
13 pts, 11 reb vs. Missouri 2/18/24
SAMARA SPENCER (1)
31 pts, 14 reb at Alabama 1/14/24

2022-23

ERYNN BARNUM (2)
15 pts, 11 reb at UAPB 11/07/22
21 pts, 11 reb at Missouri 01/08/23
SAYLOR POFFENBARGER (4)
14 pts, 13 reb Oral Roberts 12/04/22
17 pts, 12 reb Lamar 12/08/22
16 pts, 11 reb at Creighton 12/17/22
10 pts, 10 reb at Auburn 02/05/23
SAMARA SPENCER (2)
20 pts, 10 ast Oregon 12/20/22
14 pts, 11 ast Louisiana Tech 03/16/23

2021-22

MAKAYLA DANIELS (1)
13 pts, 14 reb Missouri 03/03/22
SASHA GOFORTH (3)
11 pts, 10 reb Jackson State 12/09/21
17 pts, 11 reb at Vanderbilt 01/06/22
13 pts, 12 reb Mississippi State 01/23/22
DESTINEE OBERG (1)
10 pts, 10 reb Little Rock 12/12/21
AMBER RAMIERZ (1)
10 pts, 10 reb at Florida 02/17/22
JERSEY WOLFENBARGER (2)
12 pts, 10 reb at Texas A&M 02/03/22
12 pts, 11 reb at Missouri 02/13/22

2020-21

ERYNN BARNUM (1)
13 pts, 10 reb UAPB 12/21/20
MARQUESHA DAVIS (1)
11 pts, 11 reb Oral Roberts 11/25/20
DESTINY SLOCUM (1)
22 pts, 10 ast at Missouri 02/04/21
TAYLAH THOMAS (1)
11 pts, 10 reb vs. FGCU 11/28/20

2019-20

ERYNN BARNUM (1)
14 pts, 12 reb Tulsa 12/11/19
ROKIA DOUMBIA (1)
13 pts, 10 reb at Vanderbilt 01/19/20
TAYLAH THOMAS (4)
10 pts, 21 reb New Orleans 11/08/19
11 pts, 11 reb McNeese State 11/11/19
15 pts, 13 reb vs. Fordham 11/29/19
10 pts, 11 reb Missouri 01/12/20

2018-19

KIARA WILLIAMS (3)
12 pts, 11 reb at Abilene Christian 12/08/18
13 pts, 10 reb at Ole Miss 01/06/19
14 pts, 17 reb at #17 Kentucky 02/17/19
BAILEY ZIMMERMAN (1)
11 pts, 11 reb Pittsburgh 11/24/18

2017-18

DEVIN COSPER (7)
17 pts, 12 reb Sam Houston State 11/10/17
21 pts, 10 reb at ORU 11/20/17
17 pts, 11 reb vs. New Mexico State 11/25/17
25 pts, 14 reb Charlotte 12/07/17
11 pts, 11 reb Tulsa 12/10/17
18 pts, 11 reb Ole Miss 12/31/17
24 pts, 13 reb Alabama 01/07/18
MALICA MONK (1)
10 pts, 10 ast Grambling State 12/28/17
KIARA WILLIAMS (4)
11 pts, 11 reb vs. New Mexico State 11/25/17
12 pts, 16 reb Grambling State 12/28/17
15 pts, 14 reb at Auburn 01/14/18
25 pts, 10 reb vs. Vanderbilt 02/28/18

2016-17

ALECIA COOLEY (2)
11 pts, 10 reb Memphis 11/25/17
11 pts, 11 reb Auburn 02/26/17
JESSICA JACKSON (4)
14 pts, 12 reb Auburn 02/26/17
11 pts, 10 reb at Vanderbilt 02/23/17
11 pts, 10 reb at Ole Miss 01/01/17
34 pts, 10 reb Houston Baptist 12/28/16
JAILYN MASON (2)
10 pts, 10 ast at Ole Miss 01/01/17
10 pts, 11 ast Houston Baptist 12/28/16

2015-16

ALECIA COOLEY (3)
12 pts, 10 reb Missouri State 12/02/15
12 pts, 10 reb No. 24 Missouri 01/17/16
11 pts, 10 reb Florida 01/28/16
JORDAN DANBERRY (1)
12 pts, 10 ast Alabama 02/18/16
JESSICA JACKSON (4)
13 pts, 10 reb SE Louisiana 11/13/15
20 pts, 13 reb Sam Houston State 11/15/15
15 pts, 12 reb at Butler 12/13/15
16 pts, 10 reb Florida 01/28/16
MELISSA WOLFF (3)
10 pts, 10 reb at Butler 12/13/15
20 pts, 20 reb New Orleans 12/30/15
11 pts, 10 reb No. 24 Missouri 01/17/16

2014-15

JHASMIN BOWEN (3)
12 pts, 10 reb Nicholls 11/14/14
17 pts, 12 reb at Tulsa 12/14/14
11 pts, 10 reb at Missouri 03/01/15
KELSEY BROOKS (1)
19 pts, 12 reb Northwestern State 11/23/14
JESSICA JACKSON (5)
19 pts, 12 reb Savannah State 11/16/14
18 pts, 10 reb #5/8 Texas A&M 01/04/15
14 pts, 11 reb at Alabama 02/01/15
17 pts, 13 reb LSU 02/22/15
19 pts, 11 reb at Missouri 03/01/15
MELISSA WOLFF (6)
17 pts, 13 reb Nicholls 11/14/14
14 pts, 10 reb Savannah State 11/16/14
15 pts, 11 reb vs. Richmond 11/29/14
12 pts, 10 reb Grambling State 12/29/14
10 pts, 10 reb #7/8 Tennessee 01/11/15
13 pts, 15 reb at #22/25 Northwestern 03/19/15

2013-14

CALI BERNA (1)
12 pts, 11 ast Southeast Missouri 11/29/13
JHASMIN BOWEN (1)
15 pts, 12 reb NWLA 12/07/13
JESSICA JACKSON (5)
18 pts, 11 reb Tennessee Tech 12/20/13
23 pts, 10 reb at Florida 01/09/14
31 pts, 10 reb Ole Miss 01/19/14
19 pts, 12 reb Auburn 02/02/14
21 pts, 11 reb vs. Ole Miss 03/05/14
KEIRA PEAK (1)
10 pts, 10 reb at #19/18 LSU 02/23/14
MELISSA WOLFF (2)
14 pts, 12 reb at Missouri 01/05/14
11 pts, 10 reb Missouri 03/02/14

2012-13

CALI BERNA (1)
12 pts, 11 ast at Alabama 02/10/13
JHASMIN BOWEN (2)
14 pts, 10 reb Jackson State 11/09/12
13 pts, 10 reb at Oral Roberts 11/19/12
KEIRA PEAK (3)
17 pts, 14 reb at Tulsa 11/15/12
24 pts, 10 reb vs Oregon 11/25/12
10 pts, 10 reb #17 Kansas 12/06/12
SARAH WATKINS (2)
22 pts, 10 reb Coppin State 12/28/12
12 pts, 10 reb Tulane 03/24/13
QUISTELLE WILLIAMS (6)
12 pts, 10 reb at Tulsa 11/15/12
10 pts, 11 reb Coppin State 12/28/12
13 pts, 12 reb LSU 01/10/13
16 pts, 14 reb at Mississippi State 02/03/13
12 pts, 11 reb at Alabama 02/10/13
12 pts, 11 reb vs. Memphis 03/21/13

2011-12

ASHLEY DANIELS (2)
10 pts, 14 reb at Mississippi State 01/26/12
10 pts, 16 reb Mississippi State 02/19/12
DOMINIQUE ROBINSON (1)
12 pts, 13 reb Texas-Arlington 11/16/11

2010-11

ASHLEY DANIELS (7)
12 pts, 11 reb Tennessee State 11/23/10
17 pts, 11 reb High Point 11/26/10
15 pts, 10 reb Furman 12/28/10
22 pts, 11 reb Auburn 02/13/11
10 pts, 10 reb at Ole Miss 2/17/11
16 pts, 10 reb SIU-Edwardsville 03/10/11
11 pts, 13 reb Lamar 03/17/11
C'EIRA RICKETTS (1)
20 pts, 11 reb at Utah 12/04/10
12 pts, 11 reb at Ole Miss 02/07/11
SARAH WATKINS (6)
22 pts, 10 reb Oral Roberts 12/16/10
10 pts, 10 reb at LSU 01/27/11
16 pts, 14 reb at Georgia 02/03/11
10 pts, 10 reb South Carolina 02/06/11
12 pts, 10 reb Auburn 02/13/11
25 pts, 14 reb Lamar 03/17/11

2009-10

ASHLEY DANIELS (1)
16 pts, 17 reb Sam Houston State 12/29/09
QUISTELLE WILLIAMS (1)
13 pts, 11 reb at South Carolina 02/14/10

2008-09

AYANA BRERETON (1)
10 pts, 12 reb at Mississippi State 01/25/09
WHITNEY JONES (6)
12 pts, 11 reb at Memphis 12/03/08
22 pts, 10 reb North Dakota 12/09/08
10 pts, 17 reb at Vanderbilt 01/29/09
23 pts, 10 reb at Auburn 03/01/09
19 pts, 10 reb vs Ole Miss 03/05/09
22 pts, 11 reb Oklahoma State 03/23/09
ASHLEY McCRAY (1)
20 pts, 15 reb at Vanderbilt 01/29/09
C'EIRA RICKETTS (4)
15 pts, 10 reb at Memphis 12/03/08
13 pts, 10 ast at Georgia 02/08/09
11 pts, 12 reb at Florida 02/19/09
16 pts, 10 reb vs. Ole Miss 03/05/09
TRIPLE DOUBLE
C'EIRA RICKETTS (1)
14 pts, 13 reb, 12 ast Auburn 01/18/09

2007-08

AYANA BRERETON (2)
11 pts, 11 reb Mississippi State 01/27/08
23 pts, 11 reb Auburn 02/10/08
LAUREN ERVIN (9)
17 pts, 10 reb Georgia Southern 11/23/07
20 pts, 16 reb at Missouri 11/28/07
15 pts, 12 reb Clemson 12/02/07
19 pts, 15 reb Sam Houston State 12/04/07
23 pts, 12 reb St. Louis 12/15/07
23 pts, 13 reb Memphis 12/18/07
16 pts, 13 reb Delaware 12/29/07
16 pts, 16 reb Marquette 12/30/07
11 pts, 11 reb Texas Tech 01/05/08
WHITNEY JONES (3)
17 pts, 12 reb at Missouri 11/28/07
11 pts, 10 reb Texas Tech 01/05/08
16 pts, 10 reb Florida 01/20/08
SARAH PFEIFER (1)
13 pts, 11 reb Northwestern State 12/13/07
BRITTNEY VAUGHN (1)
16 pts, 10 ast Kentucky 02/24/08

2006-07

LAUREN ERVIN (14)
13 pts, 11 reb at Clemson 11/10/06
18 pts, 13 reb Wichita State 11/20/06
13 pts, 12 reb Portland State 12/01/06
11 pts, 17 reb SMU 12/13/06
17 pts, 16 reb Cincinnati 12/28/06
12 pts, 14 reb at Saint Louis 12/30/06
19 pts, 13 reb at Auburn 01/14/07
20 pts, 10 reb Alabama 01/18/07
10 pts, 20 reb at Florida 01/21/07
22 pts, 12 reb Ole Miss 02/04/07
11 pts, 10 reb at Kentucky 02/18/07
11 pts, 11 reb Tennessee 02/22/07
14 pts, 12 reb at Georgia 02/25/07
12 pts, 11 reb vs. Kentucky 03/01/07
SARAH PFEIFER (1)
15 pts, 12 reb at Mississippi State 02/01/07
BRITTNEY VAUGHN (2)
12 pts, 10 ast SMU 12/13/06
13 pts, 10 ast at Saint Louis 12/30/06

2005-06

MELISSA HOBBS (1)
19 pts, 11 reb Tulsa 12/01/05
WHITNEY JONES (1)
21 pts, 10 reb UMKC 12/04/05
KRISTIN MOORE (2)
14 pts, 14 reb Nicholls State 12/15/05
15 pts, 10 reb at Mississippi State 01/05/06

2004-05

MELISSA HOBBS (1)
19 pts, 11 reb Tulsa 12/01/05
WHITNEY JONES (1)
21 pts, 10 reb UMKC 12/04/05
KRISTIN MOORE (2)
14 pts, 14 reb Nicholls State 12/15/05
15 pts, 10 reb at Mississippi State 01/05/06
ROCHELLE VAUGHN (1)
11 pts, 10 reb Missouri Southern 11/11/05

2003-04

SHAMEKA CHRISTON (6)
28 pts, 11 reb at Wichita State 11/21/03
14 pts, 10 reb at Loyola Marymount 11/29/03
21 pts, 10 reb at WKU 11/03/03
28 pts, 10 reb at No. 21/18 TCU 12/06/03
21 pts, 10 reb at Tulsa 12/09/03
20 pts, 10 reb vs. Mississippi State 03/04/04
KRISTIN MOORE (3)
16 pts, 13 reb at SFA 12/28/03
10 pts, 10 reb at Mississippi State 02/01/04
17 pts, 12 reb vs. Mississippi State 03/04/04
RUBY VADEN (1)
20 pts, 10 reb McNeese State 12/30/03
ROCHELLE VAUGHN (1)
11 pts, 12 ast Georgia 02/08/04

2002-03

DANA CHERRY (3)
14 pts, 10 reb SW Missouri 12/19/02
13 pts, 12 reb LSU 01/19/03
17 pts, 10 reb at Alabama 02/02/03
SHAEMKA CHRISTON (3)
19 pts, 11 reb No. 1 Duke 11/30/02
14 pts, 10 reb at Memphis 01/09/03
15 pts, 12 reb at South Carolina 02/16/03
RUBY VADEN (1)
14 pts, 11 reb Northwestern State 11/06/02

TEAM GAME

SCORING

MOST POINTS SCORED

Game: 115, vs. Oral Roberts (2–19–87)
First Half: 65, vs. Tennessee State (11–27–88)
Second Half: 67, vs. Detroit (12–1–89)
First Quarter: 32, at Ole Miss (2–16–20)
Second Quarter: 35, at Florida (2–8–24)*
Third Quarter: 35, vs. Northwestern State (12–15–19)
Fourth Quarter: 34, vs. Vanderbilt (1–16–23)

FEWEST POINTS SCORED

Game: 28, vs. Louisiana Tech (11–30–78)
Half: 11, at Ole Miss (3–3–24)*
First Quarter: 3, at UTEP (11–24–17)*
Second Quarter: 5, at LSU (2–7–19)*
Third Quarter: 4, at Ole Miss (3–3–24)*
Fourth Quarter: 5, vs. No. 7 Oregon State (11–28–15)

LARGEST MARGIN OF VICTORY

79 (108–29), vs. Bartlesville Wesleyan (2–18–77)

MOST POINTS ALLOWED

Game: 114, vs. Stanford (3–24–90)
Half: 63, vs. Texas (1–9–89)

FEWEST POINTS ALLOWED

Game: 19, vs. Bartlesville Wesleyan (12–4–76)
Half: 8, vs. Montana State (1–5–03)

POINTS SCORED BY BOTH TEAMS

High: 201 (87–114), vs. Stanford (3–24–90)
Low: 82 (49–33), vs. Coppin State (12–29–05)
82 (42–40), vs. LSU (2–20–11)

LARGEST MARGIN OF DEFEAT

54 (28–82), vs. Louisiana Tech (11–30–78)
53 (32–85), vs. No. 2 South Carolina (1–3–16)

MOST DOUBLE-DIGIT SCORERS

7, vs. Northwestern State (11–9–18)
(W, 98–53; Tolefree 19, Gaulden 16, Monk 12, Dungee 11, Doumbia 11, Thomas 11, Williams 10)
7, vs. TCU (2–4–86)
(109–59; Dawson 23, Wallace 19, Wynn 17, Valley 14, Webb 11, Williams 11, Burkes 10)

FIELD GOALS

MOST FIELD GOALS

Game: 51, vs. Detroit (12–1–89)
Half: 30, vs. Detroit (12–1–89)
First Quarter: 11, at Arkansas State (11–19–21)
Second Quarter: 13, vs. Murray State (11–10–23)*
Third Quarter: 19, at No. 23 Tennessee (2–4–16)
Fourth Quarter: 13, vs. Tulsa (11–23–15)

MOST FIELD GOAL ATTEMPTS

Game: 97, vs. Cottey College (2–2–78)
Half: 57, vs. Detroit (12–1–89)
First Quarter: 26, at Alabama (1–14–24)
Second Quarter: 24, at UAPB (11–7–22)
Third Quarter: 23, at Florida State (11–30–23)*
Fourth Quarter: 26, vs. Tulsa (11–23–15)

FEWEST FIELD GOALS

Game: 8, vs. Louisiana Tech (11–30–78)
Half: 3, vs. Louisiana Tech (11–30–78)
3, vs. Tennessee (1–8–12)
First Quarter: 0, at UTEP (11–24–17)
Second Quarter: 2, vs. Alabama (2–1–24)*
Third Quarter: 1, at Ole Miss (3–3–24)
Fourth Quarter: 1, vs. No. 7 Oregon St. (11–28–15)

FEWEST FIELD GOAL ATTEMPTS

Game: 41, at Auburn (1–22–95)
41, Ole Miss (SEC | 3–5–15)
Half: 17, vs. Missouri (2–17–13)
17, at Tulsa (12–14–14)
17, vs. Ole Miss (3–5–15)
First Quarter: 8, at Auburn (2–5–23)
Second Quarter: 7, at Florida (2–17–22)
Third Quarter: 9, Ole Miss (2–28–16)*
Fourth Quarter: 7, vs. No. 24 Missouri (1–17–16)

BEST FIELD GOAL PERCENTAGE

Game: .667 (32–48), vs. UTSA (12–3–88)
Half: .900 (18–20), vs. UTSA (12–3–88)

WORST FIELD GOAL PERCENTAGE

Game: .195 (8–41), vs. Louisiana Tech (11–30–78)
Half: .100 (3–30), vs. Tennessee (1–8–12)

BEST DEFENSIVE PERCENTAGE

Game: .159 (10–63), vs. NW State (11–23–14)
Half: .083 (2–24), by Montana State (1–5–03)

3-POINTERS

MOST 3-POINT FIELD GOALS

Game: 19, vs. Alabama (2–28–21)
Half: 14, vs. Alabama (2–28–21)
First Quarter: 8, vs. Alabama (2–28–21)
Second Quarter: 7, vs. UAPB (12–10–23)
Third Quarter: 7, vs. Auburn (SEC | 3–5–20)
Fourth Quarter: 6, at Alabama (1–20–22)*

FEWEST 3-POINT FIELD GOALS

Game: 0, at Rice (1–2–91)
0, vs. Kentucky (1–23–98)
0, at Vanderbilt (2–17–05)
0, at LSU (2/7/19)
Half: 0, at Ole Miss (3–3–24)*
First Quarter: 0, at Texas A&M (2–22–24)*
Second Quarter: 0, at Tulsa (3–21–24)*
Third Quarter: 0, vs. UCLA (12–3–23)*
Fourth Quarter: 0, at Ole Miss (3–3–24)*

MOST 3-POINT FIELD GOAL ATTEMPTS

Game: 47, at LSU (1–21–24)
Half: 27, at LSU (1–21–24)*
First Quarter: 15, vs. Wisconsin (11–24–23)
Second Quarter: 16, at Alabama (1–14–24)
Third Quarter: 14, vs. Tulsa (11–14–22)
Fourth Quarter: 15, at LSU (1–21–24)*

FEWEST 3-POINT FIELD GOAL ATTEMPTS

Game: 0, at New Orleans (1–22–90)*
Half: 0, vs. Florida (2–8–01)*
First Quarter: 1, vs. Tulsa (11–23–15)
Second Quarter: 0, at Florida (2–17–22)*
Third Quarter: 0, at LSU (1–19–17)*
Fourth Quarter: 0, at No. 23 Tennessee (2–4–16)

BEST 3-POINT FIELD GOAL PERCENTAGE

Game: .875 (7–8), vs. Vanderbilt (1–23–00)
.714 (10–14), vs. Lipscomb (11–11–07)
Half: 1.000 (5–5), vs. Vanderbilt (1–23–00)

WORST 3-POINT FIELD GOAL PERCENTAGE

Game: .000, 0–10, at Mississippi State (1–31–13)*
Half: .000, at Ole Miss (0–10) (3–3–24)*

*Most recent

TEAM GAME

FREE THROWS

MOST FREE THROWS MADE

Game: 38, at Florida (2–22–04)
Half: 26, vs. Grambling (12–17–81)
First Quarter: 9, at Auburn (2–5–23)
Second Quarter: 11, vs. Cal (12–5–21)
Third Quarter: 11, vs. Vanderbilt (1–16–23)
Fourth Quarter: 15, vs. Texas Tech (WNIT | 3–24–23)

FEWEST FREE THROWS MADE

Game: 0, at LSU (2–25–10)
Half: 0, at Tennessee (2–12–24)*
First Quarter: 0, at Tulsa (3–21–24)*
Second Quarter: 0, vs. Auburn (3–7–24)*
Third Quarter: 0, vs. South Carolina (2–29–24)*
Fourth Quarter: 0, at Vanderbilt (1–6–22)*

MOST FREE THROW ATTEMPTS

Game: 54, at Florida (2–22–04)
Half: 33, vs. Grambling (12–17–18)
33, vs. Alabama (2–2–94)
First Quarter: 12, at Auburn (1–14–18)
Second Quarter: 15, at UAPB (11–7–22)*
Third Quarter: 17, at UAPB (11–7–22)
Fourth Quarter: 22, vs. Texas Tech (WNIT | 3–24–23)

FEWEST FREE THROW ATTEMPTS

Game: 0, at LSU (2–25–10)
Half: 0, at Tennessee (2–12–24)*
First Quarter: 0, at Tulsa (3–21–24)*
Second Quarter: 0, at Tennessee (2–12–24)*
Third Quarter: 0, vs. South Carolina (2–29–24)*
Fourth Quarter: 0, at #5/3 Mississippi State (1–4–18)*

BEST FREE THROW PERCENTAGE (MIN. 10 ATTEMPTS)

Game: 1.000 (20–20), at Florida (2–8–24)*
Half: 1.000 (19–19), vs. Southern–BR (1–23–82)
1.000 (10–10, at Florida (2–8–24) x2

WORST FREE THROW PERCENTAGE

Game: .000 (0–0), at LSU (2–25–10)
Half: .000, vs. Auburn (3–7–24)*

REBOUNDS

MOST REBOUNDS

Game: 74, vs. Mississippi Valley (11–24–89)
Half: 36, vs. Mississippi Valley (11–24–89)
Offensive Game: 37, vs. Mississippi Valley (11–24–89)
First Quarter: 20, vs. New Orleans (12–30–15)
Second Quarter: 25, at UAPB (11–7–22)
Third Quarter: 18, vs. Tulsa (12–10–17)*
Fourth Quarter: 20, vs. SE Louisiana (11–13–15)

MOST DOUIBLE-DIGIT REBOUNDERS

3, at Alabama (Poffenbarger 14, Spencer 14, Dauda 12) (1–14–24)
vs. Baylor (Wallace 13, Irwin 11, DeHorney 11) (2–20–88)

ASSISTS

MOST ASSISTS

Game: 34, vs. Detroit (12–1–89)
First Quarter: 8, at No. 7 Mississippi State (1–10–16)
Second Quarter: 9, vs. Houston Baptist (12–28–16)
Third Quarter: 10, vs. Houston Baptist (12–28–16)
Fourth Quarter: 8, vs. Tennessee (2–16–23)*

STEALS

MOST STEALS

Game: 29, vs. Western Kentucky (11–28–04)
First Quarter: 5, at UAPB (11–7–22)*
Second Quarter: 8, at Florida (2–9–17)
Third Quarter: 7, vs. South Dakota (11–17–16)
Fourth Quarter: 8, at Alabama (1–20–22)*

TURNOVERS

MOST TURNOVERS

Game: 45, vs. Alabama State (11–19–04)
vs. North Arkansas CC (11–19–76)
First Quarter: 9, at Little Rock (11–20–22)
Second Quarter: 9, at Alabama (1–15–17)
Third Quarter: 8, at Auburn (1–24–16)*
Fourth Quarter: 13, vs. LSU (1–8–17)

FEWEST TURNOVERS

2, vs. Missouri (1–9–22)

MOST OPPONENT TURNOVERS

43, vs. Murray State (12–5–90)

BLOCKED SHOTS

MOST BLOCKED SHOTS

Game: 13, vs. Tennessee Tech (12–4–18)
12, vs. UAPB (11–12–21)*
12, vs. Northeast Louisiana (12–5–82)
First Quarter: 6, at Florida State (11–30–23)*
Second Quarter: 4, vs. Murray State (11–10–23)*
Third Quarter: 6, vs. South Carolina (SEC | 3–4–22)*
Fourth Quarter: 5, vs. Louisiana Tech (WNIT | 3–16–23)*

PERSONAL FOULS

MOST PERSONAL FOULS

34, at South Carolina (1–30–93)

MOST PLAYERS FOULED OUT

5, vs. Tennessee (1–2–22)

*Most recent

AMY WRIGHT

Career Assists and Consecutive Games Played

Recruited from Williamsburg, Indiana to become the next great point guard in Arkansas history, Amy Wright did not disappoint. A starter at the point from her first day at Arkansas, she broke the freshman assist record of her immediate predecessor, Christy Smith, and never looked back. Assists became her passion, and Wright rewrote the Arkansas record books in her four seasons, removing both her coach and Hall of Honor member Amber Nicholas Shirey and Smith from almost all the major records. Her 172 assists as a freshman led Arkansas to the WNIT Championship and was the closest anyone had come to Donna Wilson's 1988 season record. Her junior season, Wright crushed Wilson's mark with 198 to take Arkansas to the second round of the NCAA tournament. By the end of her career, the only assist records Wright was breaking were her own, including 205 her senior season. Closing her career with 717, she has almost 200 more assists than the former career leader Nicholas Shirey. Wright had more double–digit assist games than any other player and became the first player in recorded Razorback history to get the hard double of 10 assists and 10 rebounds (versus Mississippi State as a junior). In her four seasons, she never missed a game, playing 131 consecutive to break Sytia Messer's mark of 128. Of all her statistics, the one that is impressive is being the first point guard at Arkansas to lead her team to four consecutive postseason berths, something current point guard Makayla Daniels has now also accomplished. After closing her playing career with WNBA draft camp, Wright spent one season with Arkansas in marketing before becoming an assistant coach for the 2003–04 season at South Florida and then 10 seasons as an assistant coach at Texas A&M. Wright is currently in her first season at the head coach at Long Beach State.

TEAM GAME | SEC REGULAR SEASON GAMES ONLY

SCORING

POINTS SCORED

Game, High: 108, at Ole Miss (2–16–20)
Game, Low: 32, at No. 2 South Carolina (1–3–16)
Half, High: 65, vs. No. 15 Kentucky (2–9–20)
Half, Low: 11, at Ole Miss (3–3–24)*

OPPONENT POINTS SCORED

Game, High: 111, at #5–3 Mississippi State (1–4–18)
Game, Low: 33, by Missouri (2–12–23)
(Previous: 35, by Mississippi State [1–26–12])
Half, High: 69, by Tennessee (1–8–12)
72, by Florida (1–29–12) (20T)
Half, Low: 11, by Missouri (2–17–13)

MARGIN OF VICTORY

Best: +44, Ole Miss (2–16–20)
Worst: –53, at No. 2 South Carolina (1–3–16)

FIELD GOALS

FIELD GOALS MADE

Game, High: 39, at Vanderbilt (1–19–20)
Game, Low: 10, vs. Vanderbilt (1–28–07)
Half, High: 23, at Ole Miss (2–16–20)
Half, Low: 3, at Ole Miss (3–3–24)*

FIELD GOAL ATTEMPTS

Game, High: 79, at Georgia (1–21–98)
79, at Alabama, (2–10–12, 30T)
Game, Low: 41, at Auburn (1–22–95)
Half, High: 45, vs. Florida (2–4–99)
Half, Low: 17, vs. Missouri (2–17–13)

BEST FIELD GOAL PERCENTAGE

Game: .644 (38–59), at Ole Miss (2–16–20)
Half: .697 (23–33), at Ole Miss (2–16–20)
Opp. Game: .725 (29–40), at Vanderbilt (1–23–03)
Opp. Half: .783 (18–23), at Vanderbilt (1–23–03)

WORST FIELD GOAL PERCENTAGE

Game: .217 (10–46), vs. Vanderbilt (1–28–07)
Half: .088 (3–34), at Ole Miss (3–3–24)
Opp. Game: .238 (15–63), vs. Mississippi State (2–13–93)

3-POINTERS

3-POINT FIELD GOALS MADE

Game, High: 19, vs. Alabama (2–28–21)
Game, Low: 0, at LSU (2–7–19)*
Half, High: 14, vs. Alabama (2–28–21)
Half, Low: 0, at Ole Miss (3–3–24)*

3-POINT ATTEMPTS

Game, High: 47, at LSU (1–21–24)
Game, Low: 5, vs. Kentucky (1–23–93)
Half, High: 27, at LSU (1–21–24)
Half, Low: 1, vs. South Carolina (1–30–93)

3-POINT PERCENTAGE

Game, High: .875 (7–8) vs. Vanderbilt (1–23–00)
Min. 10 att.: .667 (14–21) vs. No. 15 UK (2–9–20)
Game, Low: .000 (0–10), at Mississippi State (2–3–13)
Half, High: 1.000 (5–5) vs. Vanderbilt (1–23–00)
Min. 10 att: .800 (8–10). vs. No. 15 UK (2–9–20)
Half, Low: .000 (0–13), at Kentucky (1–4–24) (1H)*

FREE THROWS

FREE THROWS MADE

Game, High: 38, at Florida (2–22–04)
Game, Low: 0, at LSU (2–25–10)
Half, High: 23, vs. Vanderbilt (1–16–23)
Half, Low: 0, at Tennessee (2–12–24)*

FREE THROW ATTEMPTS

Game, High: 54, at Florida (2–22–04)
Game, Low: 0, at LSU (2–25–10)
Half, High: 33, vs. Alabama (2–2–94)
Half, Low: 0, at Tennessee (2–12–24)*

BEST FREE THROW PERCENTAGE

Game: 1.000 (20–20), at Florida (2–8–24)
1.000 (10–10), vs. Florida (1–26–06)
1.000 (12–12), at Missouri (2–28–19)
Half: Min 15 att.: 1.000 (15–15), at LSU (1–21–24)

WORST FREE THROW PERCENTAGE

Game: .000 (0–0), at LSU (2–25–10)
.143 (1–6), at Vanderbilt (2–9–06)
Half: .000 (0–0), at Tennessee (2–12–24)*

REBOUNDS

MOST REBOUNDS

Game: 58, at Vanderbilt (1–29–09)
Game, Offensive: 29, at Ole Miss (1–12–12)
Game, Defensive: 36, vs. Texas A&M (2–3–22)
35, vs. Georgia (1–7–24)
35, at Alabama (OT) (1–24–10)
38, at Alabama (30T) (3–3–13)
Half: 31, at Alabama (2–20–93)

FEWEST REBOUNDS

Game: 17, at South Carolina (1–22–23)
Offensive: 2, at South Carlina (1–22–23)
Defensive (Half): 4, at Texas A&M (1–12–17) (2H)

ASSISTS

Game, High: 29, Ole Miss (3–3–13)
Game, Low: 3, at South Carolina (1–30–93)^

^ –– Disputed 2002 box score at LSU, scored only one assist

STEALS

Game, High: 17, at Florida (2–22–04)
at LSU (1–22–12)
Game, Low: 1, vs. LSU (2–28–08)
vs. South Carolina (1–24–99)

TURNOVERS

Game, High: 34, at Tennessee (2–29–92)
Game, Low: 2 vs. Missouri (1–9–22)

PERSONAL FOULS

Game, High: 34, at South Carolina (1–30–93)

BLOCKED SHOTS

Game: 11, at Alabama (1–14–24)*

*Most recent

TEAM GAME TOP TEN (SINCE 1981-82)

MOST POINTS

1.	115	vs. Oral Roberts	02-19-87
2.	114	vs. Tennessee State	11-27-88
3.	113	vs. Oral Roberts	12-12-88
4.	112	vs. Detroit	12-01-89
5.	109	at Rice	02-08-89
	109	vs. TCU	02-04-86
7.	108	at Ole Miss	02-16-20
	108	vs. Baylor (SWC)	03-06-91
9.	107	vs. Mississippi Valley State	12-10-88
10.	106	vs. Sam Houston State	12-29-09

FIELD GOALS MADE

1.	51	vs. Detroit	12-01-89
2.	47	vs. Baylor (SWC)	03-06-91
3.	46	vs. Tennessee State	11-27-88
4.	45	vs. Southern Utah State	11-30-90
	45	at Rice	02-28-89
	45	vs. Oral Roberts	02-19-87
7.	44	vs. Boston College	11-23-90
	44	at Baylor	01-21-89
	44	vs. TCU	02-04-86
	44	vs. Grambling State	12-16-84

FIELD GOALS ATTEMPTED

1.	97	vs. Cottey College	02-02-78
2.	95	vs. Detroit	12-01-89
3.	88	vs. SE Louisiana	11-13-15
4.	87	at Oklahoma	12-12-89
	87	vs. Mississippi Valley State	12-12-89
	87	at Crowder	11-20-85
7.	83	vs. St. Bonaventure	12-29-98
	83	vs. TCU	02-01-95
9.	82	vs. Centenary	11-21-04
	82	vs. Northwestern State	11-06-02
	82	at SW Missouri State	12-08-84
	82	vs. Oral Roberts	11-19-84

FIELD GOAL PERCENTAGE (MIN. 20 MADE)

1.	.680	vs. Ole Miss (34-50)	12-15-90
2.	.667	vs. UTSA (32-48)	12-03-88
3.	.644	at Ole Miss (38-59)	02-16-20
4.	.639	vs. Tennessee State (46-72)	11-27-88
5.	.637	at Baylor (44-69)	01-21-89
6.	.634	at Rice (45-71)	02-28-89
7.	.627	vs. Baylor (47-75) (SWC)	03-06-91
8.	.625	at Little Rock (30-48)	11-20-22
9.	.619	vs. UMKC (39-63)	02-24-88
10.	.618	vs. ULM (42-68)	11-17-01

3-POINT FIELD GOALS MADE

1.	19	vs. Alabama	02-28-21
2.	17	vs. Auburn	03-05-20
	17	vs. Oral Roberts	11-14-19
4.	16	at SMU	12-09-20
5.	15	at Alabama	01-20-22
	15	at Vanderbilt	01-19-20
	15	vs. UAB	03-24-19
8.	14	vs. Georgia	01-05-24
	14	vs. Louisiana Tech	12-07-23
	14	vs. No. 15 Kentucky	02-09-20

3-POINT FIELD GOALS ATTEMPTED

1.	47	at No. 10 LSU	01-21-24
2.	43	vs. UAPB	11-12-21
3.	42	vs. Auburn	03-05-20
4.	41	vs. No. 1 South Carolina	02-29-24
	41	at No. 15 Florida State	11-30-23
	41	vs. Wisconsin	11-24-23
	41	at UTEP	11-24-17
8.	40	at Tennessee	01-31-22
	40	vs. Tennessee	01-02-22
10.	39	vs. Tulsa	11-14-22
	39	at Alabama	02-28-21
	39	at SMU	12-09-20

3-POINT FIELD GOAL PERCENTAGE (MIN. 10 MADE)

1.	.750	at Rice (16-20)	02-28-89
2.	.714	vs. Lipscomb (10-14)	11-11-07
3.	.667	vs. No. 15 Kentucky (14-21)	02-09-20
4.	.625	Tulsa (10-16)	01-05-01
5.	.588	vs. Tennessee Tech (10-17)	12-20-13
6.	.579	vs. Sam Houston (11-19)	11-08-13
	.579	vs. Iona (11-19)	11-26-09
8.	.577	at Vanderbilt (15-26)	01-19-20
9.	.565	vs. UConn (13-23)	01-28-21
10.	.538	at Missouri (14-26)	02-04-21

FREE THROWS MADE

1.	33	at Oral Roberts	01-11-95
2.	32	at Valparaiso	12-28-97
	32	vs. Houston	03-05-87
4.	31	vs. Mississippi Valley State	02-13-02
	31	at Alabama	02-18-99
	31	at TCU	02-09-85
7.	30	vs. Baylor	12-06-20
	30	at Auburn	01-22-95
	30	vs. New Orleans	03-13-82
10.	29	vs. California	12-05-21
	29	vs. No. 24 Missouri	01-17-16
	29	vs. Portland State	12-01-06
	29	vs. South Carolina	03-03-95
	29	vs. Southern	11-25-86
	29	at Houston	02-15-86
	29	vs. Grambling State	12-17-81

FREE THROWS ATTEMPTED

1.	54	at Florida	02-22-04
2.	46	at UAPB	11-07-22
3.	44	vs. ULM	11-07-24
4.	43	vs. Mississippi Valley State	02-13-02
	43	vs. Mississippi Valley State	11-24-89
6.	42	vs. Oklahoma	12-21-14
	42	vs. Alabama State	11-19-04
	42	vs. Oklahoma	03-14-99
	42	at TCU	02-09-85
10.	41	at Stanford	11-13-98

FREE THROW PERCENTAGE (10 MADE)

1.	1.000	at Florida (20-20)	02-08-24
	1.000	at Arkansas State (12-12)	11-17-23
	1.000	vs. Missouri (12-12)	02-28-19
	1.000	vs. Florida (10-10)	01-26-06
	1.000	at Washington State (11-11)	12-01-90
6.	.960	at SW Missouri State (24-25)	01-26-96
7.	.944	vs. Georgia (17-18)	01-31-19
8.	.941	at LSU (16-17)	01-21-24
9.	.938	vs. Tennessee (15-16)	01-08-12
	.938	vs. Mississippi State (15-16)	02-20-03
	.938	vs. LSU (15-16)	02-11-99

MOST REBOUNDS

1.	74	vs. Mississippi Valley State	11-24-89
2.	65	vs. Grambling State	12-29-14
	65	at Oklahoma	12-12-89
4.	64	vs. Prairie View A&M	12-16-18
	64	vs. Morgan State	12-19-11
6.	61	at Tulsa	12-10-17
	61	vs. Detroit	12-01-89
8.	59	vs. Southeastern Louisiana	11-13-15
	59	vs. Lamar	03-17-11
	59	vs. Sam Houston State	12-29-09

MOST ASSISTS

1.	38	vs. Tennessee State	11-26-88
2.	34	vs. Detroit	12-01-89
3.	31	at SMU	02-19-91
4.	30	vs. Grambling State	11-17-01
	30	vs. Northwestern	03-16-91
	30	vs. Baylor (SWC)	03-06-91
	30	vs. Grambling State	12-16-84
8.	29	vs. Mississippi Valley State	12-28-13
	29	vs. Ole Miss	03-03-13
	29	vs. Stephen F. Austin	03-22-90
	29	at Texas (SWC)	0 3-11-89
	29	vs. UMKC	02-23-88

MOST STEALS

1.	29	vs. Western Kentucky	11-28-04
2.	28	vs. Centenary	11-21-04
3.	25	vs. TCU	02-01-95
4.	24	vs. Alabama State	11-19-04
	24	vs. St. Louis	12-18-96
6.	23	vs. Rice	03-03-90
7.	22	vs. Georgia Southern	11-28-97
8.	21	vs. Davidson	11-14-10
	21	vs. Memphis	11-21-05
	21	vs. Tulsa	12-09-02
	21	vs. Louisiana-Monroe	11-17-01
	21	vs. St. Louis	12-10-00
	21	vs. North Texas	12-04-92

MOST BLOCKED SHOTS

1.	13	vs. Tennessee Tech	12-04-18
2.	12	vs. UAPB	11-12-21
	12	at Northeast Louisiana	12-05-81
4.	11	at Alabama	01-14-24
	11	vs. No. 1 South Carolina	03-04-22
	11	vs. Kentucky	01-06-11
	11	vs. South Carolina	02-08-07
	11	vs. Ole Miss	02-04-07
	11	vs. SW Missouri State	12-19-87
10.	10	vs. Missouri	03-03-22
	10	vs. Houston Baptist	12-28-17
	10	vs. Mississippi Valley State	12-28-15
	10	vs. Oral Roberts	11-13-13
	10	vs. Sam Houston State	12-29-09
	10	vs. Lipscomb	11-11-07
	10	vs. ULM	11-13-06
	10	vs. Alabama	01-10-02

TEAM SEASON RECORDS

SCORING

POINTS

Most Points Scored: 2,736 (2018–19)
Fewest Points Scored: 1,100 (1978–79)
Most Points Allowed: 2,584 (2018–19)
Fewest Points Allowed: 1,242 (1978–79)
Highest Scoring Average: 83.4 (2019–20)
Lowest Defensive Average: 52.3 (2011–12)
Highest Scoring Margin: 16.4 (1990–91)

FIELD GOALS

Most Field Goals: 1,061 (1990–91)
Most Field Goal Attempts: 2,413 (2018–19)
Best Field Goal Pct.: .523 (1,051–2,028) (1990–91)
Worst Field Goal Pct.: .364 (756–2,077 (2017–18)
Best (Low) Def. FG Pct.: .361 (673–1,863 (2012–13)
Worst (High) Def. FG Pct.: .479 (816–1705) (1984–85)

FREE THROWS

Most Free Throws: 722 (1981–82)
Most Free Throw Attempts: 1,000 (1981–82)
Best Free Throw Pct.: .770 (565–734) (1994–95)
Worst Free Throw Pct.: .610 (401–657) (2004–05)

3-POINT FIELD GOALS

Most 3–Point FGs: 314 (2019–20)
Most 3–Point FG Attempts: 1,007 (2022–23)
Best 3–Point FG Pct.: .427 (93–218) (1990–91)
Worst 3–Point FG Pct.: .118 (2–17) (1986–87)
Best Def. 3–Point FG Pct.: .239 (70–293) (1992–93)
Worst Def. 3–Point FG Pct.: .380 (87–229) (1989–90)

REBOUNDS

REBOUNDS

Most Rebounds: 1,540 (1981–82)
Fewest Rebounds: 675 (1978–79)
Highest Rebound Average: 44.2 (1989–90)
Lowest Rebound Average: 33.0 (2020–21)
Highest Reb. Margin: +7.2 (1989–90 & 1985–86)
Lowest Rebound Margin: –7.1 (1979–80)

MISCELLANEOUS

ASSISTS

Most Assists: 694 (1990–91)

STEALS & BLOCKED SHOTS

Most Steals: 388 (2004–05)
Most Blocked Shots: 172 (2023–24)

TURNOVERS

Most Turnovers: 772 (1981–82)
Fewest Turnovers: 301 (2020–21)
Most Opponent Turnovers: 751 (1997–98)
Fewest Opponent Turnovers: 368 (2012–13)

FOULS

Most Personal Fouls: 702 (1981–82)
Most Opponent Fouls: 914 (1981–82)
Most Players Fouled Out: 22 (1980–81)
Most Opponent Players Fouled Out: 47 (1981–82)

GAMES

Most Games Played: 37 (2022–23 & 2018–19)
Fewest Games Played: 16 (1976–77)
Best Winning Percentage: .875 (28–4) (1990–91)
Worst Winning Percentage: .350 (7–13) (1978–79)
Most Games Won: 28 (1990–91)
Fewest Games Won: 7 (1978–79)
Most Games Lost: 18 (2017–18, 2015–16, 2009–10 & 1980–81)
Fewest Games Lost: 4 (1990–91)
Most 100–Point Games: 5 (1990–91)
Most Regular–Season Wins: 24 (1990–91)
Fewest Regular–Season Losses: 3 (1990–91)
Longest Season: 139 days (2022–23)
Earliest Opener: Nov. 7, 2023 (vs. ULM) and Nov. 7, 2022 (at UAPB)
Latest Game: March 27, 1998 (vs. Tennessee, NCAA)
March 28, 2019 (vs. TCU, WNIT)

STREAKS

Best Start: 15–0 (2007–08)
(Previous: 8–0, 1999–00)
Best Starts to Second Loss: 15–1 (2007–08)
(Previous: 15–1 (2006–07), 13–1 (1995–96), 12–1 (1996–97)
Best Start, SEC Games: 3–0 (2005–06), 5–1 (2005–06)
Worst Start: 0–6 (2009–10)
Consecutive Games Won: 15 (Open 2007–08)
(Previous: 13, Close of 1998–99; open 1999–00)
Consecutive Losses: 11 (2016–17 to end season)
Consecutive Home Games Won: 23 (1989–91)
Consecutive Home Games Lost: 7 (2017–18)
Consecutive Road Games Won: 12 (1989–90)
Consecutive Road Games Lost: 9 (1980–81)
Consecutive Neutral Games Won: 5 (2007–08)
(Previous: 4, 1997–98)
Consecutive SEC Games Won: 8 (2011–12)
Consecutive SEC Games Lost: 10
Best Road Winning Pct.: .923 (12–1, 1989–90)
Best Home Winning Pct.: 1.000
(14–0, 1990–91; 9–0, 1982–83; 12–0, 1981–82; 6–0, 1976–77)
Wins, Season - 28 (28–4, 1990–91)
Winning Pct., Season – .875 (28–4, 1990–91)
Consecutive Winning Seasons - 12 (1993–94 to 2004–05)
Home Wins, Season - 15 (15–5) (1998–99)
Road Wins, Season - 12 (1989–90)
Conference Wins, SWC - 15 (15–1,1989–90; 15–1, 1990–91)
Conference Wins
SWC - 18 (15–1 reg season, 3–0* – 1990–91)
*Includes SWC Tournament
SEC - 10 (10–6 – 2011–12, 2019–20)
Conference Wins (including tournament)
SEC - 12 (10–6 regular season, 2–1*, 2019– 20)
*Includes SEC Tournament
Biggest improvement, all–time - 15 wins
(11–18 in 1978–79 to 26–10 in 1979–80)

TEAM GAME RECORDS

Points (H) - 115 (115–66, W vs. Oral Roberts, 2–19–87)
Points (A) - 108 (108–64, W at Ole Miss, 2–16–20)
Points (N) - 114
(114–42, W vs. Tennessee State, 11–26–88)
Points (Opponent) - 114
(87–114, L at Stanford, 3–24–90)
Points (Both Teams) - 201
(87–114, L at Stanford, 3–24–90)
Largest margin of victory - 79
(108–29, W vs. Bartlesville Wesleyan, 2–18–77)
Largest margin of defeat - 54
(28–82, L at Louisiana Tech, 11–30–78)
Largest margin of victory (SEC) – 44
(108–64, W vs. Ole Miss 2–16–20)
Largest margin of defeat (SEC) – 53
(32–85, L at South Carolina, 1–13–16)

DELMONICA DEHORNEY

Career Blocked Shots, Field Goal Percentage & Free Throw Attempts

While her mark in the career record book is for blocked shots, Delmonica DeHorney is one of the greatest inside players in Razorback history. She was second only to Bettye Fiscus in points until 2004, and she was the first, and to date the only, Razorback to earn Kodak All–America honors. DeHorney also is the most accurate shooter in school history for a season or career. In fact, she set the season shooting record in three of her four years. A back–to–back SWC Player of the Year, she led the SWC in scoring and Arkansas to consecutive league titles. The SWC Newcomer as a freshman, she was the only player in SWC history to earn three league awards. She shattered the previous blocked shot records and became the career leader after her junior year. In one season, 1989–90, DeHorney had more blocks (83) than all but two players in school history had for their careers. DeHorney went on to play professionally in Japan after completing her four–year career at Arkansas.

Of her 235 career blocks, the three most important in DeHorney's career came in the first half of the Feb. 23, 1990, game at Texas. All three came against UT's star forward Susan Anderson, shutting down the Lady Longhorns' inside game and allowing Arkansas to take a 38–31 halftime lead. UA went on to break UT's 183–game SWC winning streak with the 82–77 win.

TEAM SEC SEASON RECORDS

(Before 1998, the SEC regular season was less than 14 games. The brackets indicate records that were achieved during seasons in which the SEC played less than 14 games [11, 12 or 14]. There were only 15 games played during the 2021 SEC slate.)

SCORING

Points Scored: 1,317 (2020)
Low: 815 (2008) [668, 1993]
Most Points Allowed: 1,283 (2018)
Low: 899 (2012) [790, 1995]
16G: 896 (2015)
Highest Scoring Average: 82.3 (2020)
Lowest Scoring Average: 54.9 (2015)
Best Defensive Average: 56.0 (2015)
Worst Defensive Average: 80.2 (2018)
Best Scoring Margin: +7.9 (2020)
Worst Scoring Margin: −16.0 (2018)

FIELD GOALS

Field Goals: 473 (2020)
Low: 312 (2015) [237, 1993]
Field Goal Attempts: 1,049 (2020)
Low: 782 (2000) [603, 1995]
Best Field Goal Pct.: .426 (2000) [.456, 1995]
Worst Field Goal Percentage: .354 (2014) (2015)
Best Def. FG Pct.: .377 (2017) [.402, 1993]
Worst Defensive FG Pct.: .466 (2006)

FREE THROWS

Free Throws: 238 (2021)
Low: 98 (2006)
Free Throw Attempts: 329 (2023)
Low: 151 (2006)
Free Throw Pct.: .779 (1995)
[14G, .722, 2003]
Low: .617 (2005)

THREE-POINT GOALS

Three-Pointers: 152 (2020)
Low: 49 (2003) [24, 1993]
Three-Point Attempts: 480 (2024)
Low: 166 (2003) [95, 1993]
Three-Point Pct.: .402 (2021)
Low: .260 (2005) [.253, 1993]
Best Def. 3-Pt. Pct.: .275 (2015)
[.243, 1993]
Worst Defensive 3-Pt. Pct.: .379 (2008)

REBOUNDS

Rebounds: 620 (2013)
Low: 438 (2021) [376, 1995]
Rebound Avg.: 40.4 (1993) [14g, 36.9, 1999]
Low: 29.2 (2021)
Best Rebound Margin: −0.2 [14g, −2.8, 1999]
Worst Rebound Margin: −12.6 (2021)

ASSISTS, STEALS, BLOCKS

Assists: 226 (2013)
Low: 161 (2008) [109, 1993]
Steals: 153 (2012)
Low: 84 (1999) [77, 1996]
Blocked Shots: 82 (2024)
Low: 27 (2001) [18, 1996]

TURNOVERS

Turnovers: 278 (1999)
Low: 158 (2021)
Opponent Turnovers: 308 (2012)
Low: 197 (2008) [175, 1996]

FOULS

Personal Fouls: 310 (2016)
Low: 197 (2008) [193, 1995]
Opponent Fouls: 314 (2023)
Low: 177 (2008)
Players Fouled Out: 12 (1993) [14g, 8, 1999]
Low: 0 (1998)
Opponent Players Fouled Out: 13 (1998)
Low: 1 (2008)

GAMES & STREAKS

Best Winning Pct.: .625 (10-6), 2020 & 2012
[Less than 14 game season: .636 (7-4) 1995]
Worst Winning Pct.: .125 (2-14), 2017
Most Games Won: 10, 2020 & 2012
Fewest Games Won: 2, 2017 & 2008
Most Games Lost: 14 (2017) (16 game schedule)
12 (2010 & 2008) (14 game schedule)
Fewest Games Lost: 4 (1995)
[16 game season: 6, 2021, 2020, 2012]
[14 game season: 7, 2003, 2002, 1998]
Best Start: 3-0 (2005 & 2003)
Best Start to Second Loss: 5-1 (2005)
Worst Start: 0-6 (2010)
Most Consecutive Games Won: 8 (2012)
Most Consecutive Games Lost: 11 (2008 [2], 2007 [9])



SHELLY WALLACE

Career Rebounds

Shelly Wallace's career parallels Arkansas' rise to national prominence, leading the Razorbacks to their first NCAA playoff berth and the 1987 Women's NIT title. Wallace made her biggest record impact with rebounding. She is the only Arkansas women's basketball player to go over the 1,000 mark in rebounds and one of only two in Southwest Conference history. She has gone down as Arkansas' greatest double threat. Wallace was the first -- and one of two all-time -- player to average in double figures in points and rebounds for a season (16.5 PPG, 11.8 RPG in 1987-88). She also is one of only three players to score over 40 points in a game, setting the school record with 44. She left Arkansas having the most 30-plus games (seven) of any player until Chelsea Dungee (2018-21) broke that with 14. Wallace was an honorable mention Kodak All-American as a senior.

TEAM SEASON TOP TEN (SINCE 1981-82)

POINTS

1.	2736 (37 games)	2018-19
2.	2688 (32 games)	2019-20
3.	2672 (37 games)	2022-23
4.	2644 (32 games)	1990-91
5.	2558 (36 games)	1981-82
6.	2516 (34 games)	1998-99
7.	2490 (30 games)	1988-89
8.	2478 (33 games)	1997-98
9.	2462 (34 games)	1995-96
10.	2413 (30 games)	1989-90

SCORING AVERAGE

1.	83.4 (32 games)	2019-20
2.	83.0 (30 games)	1988-89
3.	82.6 (32 games)	1990-91
4.	82.3 (28 games)	2020-21
5.	80.4 (30 games)	1989-90
6.	76.8 (28 games)	1984-85
7.	76.0 (28 games)	1996-97
8.	75.8 (32 games)	1986-87
9.	75.1 (33 games)	1997-98
10.	74.8 (30 games)	1994-95

FIELD GOALS MADE

1.	1061 (32 games)	1990-91
2.	991 (30 games)	1988-89
3.	961 (37 games)	2018-19
4.	960 (30 games)	1989-90
5.	921 (32 games)	2019-20
6.	918 (36 games)	1981-82
7.	902 (34 games)	1998-99
8.	893 (37 games)	2022-23
9.	882 (30 games)	1985-86
10.	877 (34 games)	1995-96

FIELD GOALS ATTEMPTED

1.	2413 (37 games)	2018-19
2.	2238 (37 games)	2022-23
3.	2092 (34 games)	1998-99
4.	2081 (33 games)	2023-24
5.	2077 (31 games)	2017-18
6.	2073 (32 games)	2019-20
7.	2049 (36 games)	1981-82
8.	2041 (32 games)	2021-22
9.	2039 (34 games)	2010-11
10.	2037 (32 games)	2001-02

FIELD GOAL PERCENTAGE

1.	.523 (1061-2028)	1990-91
2.	.504 (991-1967)	1988-89
3.	.484 (882-1823)	1985-86
4.	.483 (465-962)	1986-87
5.	.481 (96-1996)	1989-90
6.	.476 (784-1648)	1987-88
7.	.474 (775-1635)	1983-84
	.474 (773-1631)	1982-83
9.	.455 (815-1793)	1984-85
10	.454 (851-1876)	1999-00

3-POINT FIELD GOALS MADE*

1.	314 (32 games)	2019-20
2.	305 (37 games)	2022-23
3.	296 (37 games)	2018-19
4.	288 (33 games)	2023-24
5.	267 (28 games)	2020-21
6.	258 (32 games)	2021-22
7.	237 (32 games)	2017-18
8.	202 (29 games)	2005-06
	202 (33 games)	2000-01
10.	200 (32 games)	2008-09

3-POINT FIELD GOALS ATTEMPTED

1.	1007 (37 games)	2022-23
2.	969 (33 games)	2023-24
3.	922 (37 games)	2018-19
4.	826 (31 games)	2017-18
5.	809 (32 games)	2021-22
6.	808 (32 games)	2019-20
7.	658 (28 games)	2008-09
8.	636 (28 games)	2020-21
9.	604 (29 games)	2005-06
10.	593 (33 games)	2000-01

3-POINT FIELD GOAL PERCENTAGE

1.	.427 (93-218)	1990-01
2.	.389 (267-686)	2020-21
	.389 (314-808)	2019-20
4.	.382 (166-435)	1999-00
5.	.367 (65-177)	1988-89
6.	.362 (154-426)	1995-96
7.	.351 (39-111)	1989-90
8.	.348 (177-508)	2013-14
9.	.346 (74-214)	1991-92
10.	.344 (198-576)	1998-99

FREE THROWS MADE

1.	722 (36 games)	1981-82
2.	581 (37 games)	2022-23
3.	579 (33 games)	1997-98
4.	565 (30 games)	1994-95
5.	554 (34 games)	1995-96
6.	522 (28 games)	1984-85
7.	518 (37 games)	2018-19
8.	514 (34 games)	1998-99
9.	512 (32 games)	2019-20
10.	493 (29 games)	1993-94

FREE THROWS ATTEMPTED

1.	1000 (36 games)	1981-82
2.	861 (37 games)	2022-23
3.	794 (33 games)	1997-98
4.	781 (34 games)	1995-96
5.	769 (28 games)	1984-85
6.	742 (34 games)	1998-99
7.	734 (30 games)	1994-95
8.	717 (29 games)	1993-94
9.	715 (32 games)	2001-02
10.	710 (37 games)	2018-19

FREE THROW PERCENTAGE

1.	.770 (565-734)	1994-95
2.	.754 (512-679)	2019-20
3.	.736 (468-636)	2020-21
4.	.730 (518-710)	2018-19
5.	.729 (579-794)	1997-98
6.	.722 (722-1000)	1981-82
7.	.721 (446-619)	2023-24
8.	.710 (435-613)	1996-97
9.	.709 (554-781)	1995-96
10.	.706 (429-608)	1990-91

REBOUNDS

1.	1540	1981-82
2.	1408 (375o-1033d)	2022-23
3.	1354 (421o-933d)	2018-19
4.	1333 (454o-879d)	2010-11
5.	1326 (442o-738d)	1989-90
6.	1294 (472o-822d)	2012-13
7.	1283 (438o-845d)	2014-15
8.	1277 (510o-767d)	2011-12
9.	1259 (430o-698d)	1998-99
10.	1256 (465o-791d)	2006-07

REBOUNDING AVERAGE

1.	44.2 (30 games)	1989-90
2.	42.8 (36 games)	1981-82
3.	41.4 (27 games)	1992-93
4.	41.2 (32 games)	1986-87
5.	40.8 (30 games)	1988-89
6.	40.5 (31 games)	2006-07
	40.5 (30 games)	1985-86
8.	40.1 (32 games)	2014-15
9.	39.4 (30 games)	2015-16
10.	39.2 (33 games)	2012-13

DEFENSIVE REBOUNDS*

1.	1033	2022-23
2.	933	2018-19
3.	922	2023-24
4.	888	2019-20
5.	879	2010-11
6.	851	2021-22
7.	845	2014-15
8.	822	2012-13
9.	791	2006-07
10.	780	2017-18

DEFENSIVE REBOUND AVERAGE*

1.	27.9 (33 games)	2023-24
	27.9 (37 games)	2022-23
3.	27.8 (32 games)	2019-20
4.	26.6 (32 games)	2021-22
5.	26.4 (32 games)	2014-15
6.	26.0 (30 games)	1988-89
7.	25.9 (34 games)	2010-11
8.	25.5 (31 games)	2006-07
9.	25.2 (31 games)	2018-19
10.	25.1 (28 games)	2020-21
	25.1 (30 games)	2015-16
	25.1 (31 games)	2009-10

OFFENSIVE REBOUNDS*

1.	510	2011-12
2.	473	2008-09
3.	472	2012-13
4.	465	2006-07
5.	454	2010-11
6.	442	1989-90
7.	439	2005-06
8.	438	2014-15
9.	431	2015-16
10.	430	1998-99

OFFENSIVE REBOUND AVERAGE

1.	15.5 (33 games)	2011-12
2.	15.0 (31 games)	2006-07
3.	14.8 (32 games)	2008-09
	14.8 (28 games)	2005-06
5.	14.7 (30 games)	1989-90
6.	14.4 (30 games)	2015-16
7.	14.3 (33 games)	2012-13
8.	13.7 (32 games)	2014-15
9.	13.5 (30 games)	2016-17
10.	13.1 (30 games)	2013-14

ASSISTS

1.	694 (32 games)	1990-91
2.	633 (30 games)	1988-89
3.	602 (30 games)	1989-90
4.	518 (34 games)	1998-99
5.	496 33 games)	2012-13
6.	487 (37 games)	2022-23
7.	481 (28 games)	1987-88
8.	474 (32 games)	1999-00
9.	469 (33 games)	1997-98
10.	466 (33 games)	2000-01

ASSISTS AVERAGE

1.	21.7 (32 games)	1990-91
2.	21.1 (30 games)	1988-89
3.	20.1 (30 games)	1989-90
4.	17.2 (28 games)	1987-88
5.	16.1 (28 games)	2005-06
6.	15.6 (28 games)	2003-04
7.	15.3 (28 games)	1996-97
8.	15.2 (34 games)	1998-99
9.	15.1 (30 games)	2013-14
10.	15.0 (33 games)	2012-13

BLOCKED SHOTS

1.	172 (33 games)	2023-24
2.	165 (31 games)	2006-07
3.	161 (37 games)	2022-23
4.	160 (32 games)	2021-22
5.	146 (37 games)	2018-19
6.	139 (30 games)	2013-14
7.	137 (31 games)	2009-10
8.	136 (32 games)	2001-02
9.	131 (33 games)	2012-13
	131 (30 games)	1989-90

* (1985-86 to present)

TEAM SEASON TOP TEN

BLOCKED SHOTS AVERAGE

1.	5.3 (31 games)	2006-07
2.	5.2 (33 games)	2023-24
3.	5.0 (32 games)	2021-22
4.	4.6 (30 games)	2013-14
5.	4.5 (28 games)	2003-04
6.	4.4 (37 games)	2022-23
	4.4 (31 games)	2009-10
	4.4 (30 games)	1989-90
9.	4.3 (30 games)	2007-08
	4.3 (32 games)	2001-02

STEALS

1.	388 (31 games)	2004-05
2.	368 (36 games)	1981-82
3.	357 (32 games)	1990-91
4.	339 (32 games)	2001-02
5.	328 (33 games)	2002-03
6.	324 (33 games)	1997-98
7.	322 (29 games)	1980-81
8.	317 (33 games)	2011-12
9.	316 (29 games)	1993-94
10.	315 (37 games)	2018-19

STEALS AVERAGE

1.	12.5 (31 games)	2004-05
2.	11.4 (29 games)	1980-81
3.	11.2 (32 games)	1990-91
4.	11.1 (28 games)	1996-97
5.	10.9 (29 games)	1993-94
6.	10.6 (32 games)	2001-02
7.	10.5 (28 games)	1984-85
8.	10.2 (36 games)	1981-82
9.	10.1 (30 games)	1994-95
	10.1 (27 games)	1992-93

SCORING DEFENSE

1.	52.3 (33 games)	2011-12
2.	54.1 (30 games)	2013-14
3.	55.9 (32 games)	2014-15
4.	56.9 (33 games)	2012-13
5.	59.3 (34 games)	2010-11
6.	60.4 (30 games)	2016-17
7.	60.8 (33 games)	2002-03
8.	62.5 (30 games)	2007-08
9.	62.8 (36 games)	1981-82
	62.8 (29 games)	1983-84

SCORING MARGIN

1.	16.4 (82.6-66.2)	1990-91
2.	15.8 (83.4-67.6)	2019-20
3.	14.1 (80.4-66.4)	1989-90
4.	12.8 (75.8-63.0)	1986-87
5.	12.5 (66.6-54.1)	2013-14
6.	10.2 (74.0-63.8)	1985-86
7.	10.0 (76-8-66.8)	1984-85
8.	9.8 (62.1-52.3)	2011-12
9.	9.4 (66.3-56.9)	2012-13
10.	9.0 (76.0-67.0)	1996-97

FIELD GOAL PERCENTAGE DEFENSE

1.	.361 (673-1863)	2012-13
2.	.367 (628-1711)	2011-12
3.	.368 (648-1763)	2014-15
	.368 (740-2010)	2010-11
5.	.378 (855-2264)	2022-23
6.	.380 (584-1538)	2013-14
7.	.382 (662-1735)	2016-17
8.	.387 (912-2354)	1981-82
9.	.389 (828-2131)	2019-20
10.	.390 (684-1754)	2015-16
	.390 (696-1783)	2007-08

3-POINT FG PERCENTAGE DEFENSE*

1.	.239 (70-293)	1992-93
2.	.257 (164-638)	2019-20
3.	.260 (126-485)	2011-12
4.	.277 (134-484)	2012-13
5.	.281 (115-409)	1995-96
6.	.284 (120-422)	2003-04
7.	.291 (129-444)	2014-15
8.	.292 (71-243)	1991-92
9.	.294 (198-673)	2018-19
10.	.298 (148-497)	2015-16

REBOUNDING DEFENSE

1.	32.2 (32 games)	1990-91
2.	33.4 (30 games)	1985-86
3.	33.7 (32 games)	1986-87
4.	34.2 (29 games)	1983-84
5.	34.6 (33 games)	2000-01
6.	35.1 (30 games)	2013-14
7.	35.5 (33 games)	2011-12
8.	35.7 (28 games)	1984-85
9.	35.9 (32 games)	2014-15
10.	36.2 (30 games)	2016-17

REBOUNDING MARGIN

1.	7.5 (41.2-33.7)	1986-87
2.	7.2 (44.2-37.0)	1989-90
3.	7.1 (40.5-33.4)	1985-86
4.	5.4 (37.6-35.2)	1990-91
5.	4.8 (42.8-38.0)	1981-82
6.	4.2 (40.1-35.9)	2014-15
7.	3.4 (39.1-35.7)	1984-85
8.	3.2 (38.7-35.5)	2011-12
9.	2.1 (38.3-36.2)	2016-17
10.	1.8 (39.2-37.4)	2012-13

GAMES PLAYED

1.	37	2022-23
	37	2018-19
3.	36	1981-82
4.	34	2010-11
	34	1998-99
	34	1995-96
7.	33	2023-24
	33	2012-13
	33	2011-12
	33	2002-03
	33	2000-01

MINUTES (SINCE 2001-02)

1.	7450	2022-23
2.	7425	2018-19
3.	6850	2010-11
4.	6725	2012-13
5.	6700	2011-12
6.	6600	2023-24
	6600	2002-03
8.	6450	2021-22
	6450	2008-09
10.	6425	2019-20
	6425	2014-15

MINUTES AVERAGE (SINCE 2001-02)

1.	203.8 (33 games)	2012-13
2.	203.0 (33 games)	2011-12
3.	202.4 (31 games)	2009-10
4	202.4 (31 games)	2006-07
5.	201.7 (30 games)	2015-16
6.	201.6 (32 games)	2021-22
	201.6 (32 games)	2008-09
8.	201.5 (34 games)	2010-11
9.	200.8 (32 games)	2019-20
	200.8 (37 games)	2018-19
	200.8 (32 games)	2014-15

*-1985-86 to present

CLASS RECORDS

GAME

MOST POINTS
Freshman: 37, Bettye Fiscus (vs. Alaska–Anchorage, 2/27/81)
Sophomore: 41, Chelsea Dungee (vs. Auburn, 2/10/19)
Junior: 39, Delmonica DeHorney (vs. Stanford, 3/24/90)
Senior: 44, Shelly Wallace (vs. Oral Roberts, 12/12/89)

MOST REBOUNDS
Freshman: 18, Bettye Fiscus (vs. Kansas State, 1/2/82)
Sophomore: 23, Saylor Poffenbarger (at Florida State, 11/30/23)
Junior: 22, Shelly Wallace (vs. SMU, 2/13/88)
Senior: 20, Monica Brown (vs. SMU, 1/21/86)
20, Melissa Wolff (vs. New Orleans, 12/30/15)

MOST ASSISTS
Freshman: 12, C'eira Ricketts (at Auburn, 1/18/09)
12, Amy Wright (vs. LSU, 2/11/99)
Sophomore: 14, India Lewis (vs. Howard, 2/15/01)
Junior: 18, Donna Wilson (vs. Houston, 3/2/88)
Senior: 11, Amy Wright (vs. Kansas State, 3/17/02)
11, Tracy Webb (vs. Baylor, 2/21/87)

MOST STEALS
Freshman: 7, India Lewis (at Princeton, 11/27/99)
7, Kelsey Brooks (Florida, 2/6/14)
Sophomore: 12, Amanda Holley (vs. TCU, 1/11/83)
Junior: 8, Sheree Thompson (vs. Idaho State, 11/26/04)
8, Angela Davis (vs. Alabama State, 11/29/91)
Senior: 10, India Lewis (vs. Tulsa, 12/9/02)

MOST BLOCKED SHOTS
Freshman: 7, Delmonica DeHorney (vs. TCU, 1/9/88)
Sophomore: 10, Maryam Dauda (at Alabama, 1/16/24)
Junior: 9, Robyn Irwin (vs. SW Missouri, 12/19/88)
Senior: 6, Joy Oakley (vs. Tulsa, 12/5/01)
6, Delmonica DeHorney (vs. Houston, 3/7/91)

SEASON

MOST POINTS
Freshman: 655, Bettye Fiscus, 1981–82
Sophomore: 759, Chelsea Dungee, 2018–19
Junior: 581, Delmonica DeHorney, 1989–90
Senior: 692, Shelly Wallace, 1988–89

SCORING AVERAGE
Freshman: 22.1, Taliah Scott, 2023–24
Sophomore: 20.5, Chelsea Dungee, 2018–19
Junior: 20.0, Delmonica DeHorney, 1989–90
Senior: 23.1, Shelly Wallace, 1988–89

FIELD GOALS MADE
Freshman: 236, Bettye Fiscus, 1981–82
Sophomore: 232, Chelsea Dungee, 2018–19
Junior: 219, Delmonica DeHorney, 1989–90
Senior: 227, Delmonica DeHorney, 1990–91

THREE-POINT FIELD GOALS
Freshman: 66, India Lewis, 1999–00
Sophomore: 104, Wendi Willits, 1998–99
Junior: 106, Amber Ramirez, 2019–20
Senior: 91, Alexis Tolefree, 2019–20

MOST REBOUNDS
Freshman: 282, Bettye Fiscus, 1981–82
Sophomore: 337, Saylor Poffenbarger, 2023–24
Junior: 329, Shelly Wallace, 1987–88
Senior: 381, Shelly Wallace, 1988–89

REBOUND AVERAGE
Freshman: 8.1, Bettye Fiscus, 1981–82
Sophomore: 11.2, Saylor Poffenbarger, 2023–24
Junior: 11.8, Shelly Wallace, 1987–88
Senior: 12.7, Shelly Wallace, 1988–89

MOST ASSISTS
Freshman: 172, Amy Wright, 1998–99
Sophomore: 208, Calli Berna, 2012–13
Junior: 205, Calli Berna, 2013–14
Senior: 205, Amy Wright, 2001–02

MOST STEALS
Freshman: 89, Christy Smith, 1994–95
Sophomore: 88, Lita Stricklin, 1979–80
Junior: 80, Connie Fitzgerald, 1981–82
Senior: 95, Tracy Webb, 1986–87

MOST BLOCKED SHOTS
Freshman: 55, Amanda Holley, 1981–82
Sophomore: 74, Maryam Dauda, 2023–24
Junior: 83, Delmonica DeHorney, 1989–90
Senior: 70, Delmonica DeHorney, 1990–91



Shelly Wallace holds the UA women's scoring record for a game after scoring 44 points against Oral Roberts on Dec. 12, 1988.

BUD WALTON ARENA RECORDS

THE BASKETBALL PALACE OF MID-AMERICA

Arkansas has played in Bud Walton Arena - The Basketball Palace of Mid-America – for 30 years and has defended its home court well with a 325–132 (.711) record since the doors opened.

When Arkansas joined the Southeastern Conference in August of 1990, then-Razorback Athletic Director Frank Broyles knew the athletic facilities had to be upgraded to contend in America's most nationally competitive league. His attention turned immediately to basketball. One day, Bud Walton, co-founder of Walmart, visited Broyles and asked him what Arkansas needed most to be competitive in the SEC.

Broyles mentioned the need for additional basketball seats and was asked by Walton what a new arena would cost. The figure $30 million was discussed and Walton offered to pay half. From that visit, Bud Walton Arena was born. Groundbreaking to grand opening was accomplished in a remarkable 18 months.

Eye-catching displays that were recently updated on the concourse level salute Razorback highlights. Enhancements prior to the 2009 season included the addition of courtside seating, electronic signage at the scorer's table, new retractable seats in the lower level, electronic ribbon boards along the bottom of the upper deck, replacing the Razorback on the court with the classic Razorback logo and opening up the student section by converting it from chairback seats to benches. Eight suites were added prior the 2008 season, raising the total to 47.

A crowd of 8,292 came to support the Razorbacks and Amber Ramirez's Senior Day against Kentucky on Feb. 20, 2022.

The Razorbacks received an expanded locker room in 2013 and includes a lounge with a spacious meeting area. In the summer of 2015, a $4 million investment was made to the arena to maximize fan experience. Fans enjoy a updated center hung video board with four LED displays that gave Bud Walton Arena the largest video display of any basketball facility in the country at the time.

To go along with the visual enhancements, a new sound system was also installed to enhance volume and clarity for every seat in the arena. As captivating as the displays, museum and championship banners are, the aspect of the facility demanding the most attention is spirit. Every game still produces an NCAA Tournament-type atmosphere with the exception of the crowd, which is anything but neutral. According to Rosser International in Atlanta, when the arena was built, there were more seats in less space than in any such facility in the world. It's no wonder the noise level can be absolutely ear-splitting. From pregame to postgame, Bud Walton Arena is perfectly choreographed with the band, the spirit groups, the lighting system, the public address, the scoreboard and the team. Each game at Bud Walton Arena is a rich experience, leaving Razorback fans hungry for more.

Arkansas hosted the 1994 NCAA Midwest Regional during Walton Arena's inaugural season. In 1995, the Razorback women's basketball team hosted all four rounds of the Preseason Women's NIT -- thanks in large part to the excellent accommodations provided by Bud Walton Arena. It all paled in comparison to the 1999 Women's NIT as Arkansas hosted all five rounds of the postseason event, including an all-time UA and then WNIT record 14,163 fans for the championship game versus Wisconsin. The 1999 WNIT semifinals and finals alone saw over 23,000 fans attend the two games, helping the Razorbacks to a new all-time attendance record of 77,001 total fans. Arkansas also hosted four rounds of the 2000 WNIT at Walton, while hosting three during the 2019 and 2023 WNITs.

ARKANSAS HOME GAME STREAKS

Longest Winning Streak (20 or more games): 23 games (Feb. 3, 1990 to Dec. 19, 1991)
Prev.: 21 games (1981 to 1984)
Longest Losing Streak: 7 games (2017–18)
Consecutive Wins vs. Ranked Teams: 3 (1990–91; 1995–96; 2001–02; 2015–16)
Consecutive Regular Season Wins vs. Non-Conference Teams: 26 games (12/7/01 to 12/21/09)

SEASON AVERAGES

Bud Walton Arena (336-138)

SEASON	AVG.	SEC ONLY	GAMES	ATT.	RANK	RECORD
2023-24	3,987	3,102	17	67,783	36th	11-6
2022-23	3,767	4,441	15	67,811	24th	14-4
2021-22	3,514	4,148	17	59,740	23rd	12-5
2020-21	2,213	2,238	13	28,766	5th	12-1^
2019-20	3,247	3,721	18	58,449	27th	14-3
2018-19	2,304	1,751	18	41,469	62nd	11-7
2017-18	1,788	1,672	15	26,824	89th	8-7
2016-17	1,652	1,484	17	28,083	79th	9-8
2015-16	2,373	2,602	15	35,602	62nd	11-4
2014-15	2,250	2,437	14	31,503	52nd	8-6
2013-14	1,603	1,589	18	28,850	86th	14-4
2012-13	2,189	2,258	18	34,794	57th	12-6
2011-12	2,127	2,572	16	34,035	65th	14-2
2010-11	1,886	2,293	18	33,944	65th	12-6
2009-10	1,901	2,041	12	22,808	79th	5-7
2008-09	1,793	2,469	17	30,484	N/A	11-5
2007-08	2,426	2,945	16	38,809	N/A	10-6
2006-07	2,395	2,893	13	31,135	48th	7-6
2005-06	2,419	3,015	13	31,442	47th	9-4
2004-05	2,775	3,664	14	38,816	42nd	10-4
2003-04	3,523	4,268	11	38,752	29th	7-4
2002-03	4,676	6,019	14	70,133	19th	12-2
2001-02	3,378	4,318	14	47,292	23rd	12-2
2000-01	3,247	3,878	12	41,281	31st	9-3
1999-00	3,714	4,301	17	63,144	21st	12-5
1998-99	4,053	4,230	19	77,001	20th	15-5
1997-98	5,061	6,476	13	65,796	12th	10-3
1996-97*	3,852	5,896	15	57,778	18th	12-3
1995-96	4,174	4,523	16*	66,780	17th	14-4
1994-95	5,094	7,311	12	61,125	11th	10-2
1993-94	3,806	3,886	13	49,482	18th	9-4

Barnhill Arena (159-35)

1992-93	2,508	3,892	14	35,106	22nd	10-4
1991-92	2,897	3,692	12	34,763	14th	9-3
1990-91	2,964		14	41,496	12th	14-0
1989-90	1,754		14	24,556	17th	11-3
1988-89	917		11	10,094		9-2
1987-88	620		14	8,683		9-4
1986-87	885		11	9,736		10-1
1985-86	701		11	7,006		11-1
1984-85	771		14	10,025**		12-2
1983-84	1,076		13	13,989**		11-2
1982-83	557		9	5,015**		9-0
1981-82	366		12	4,401**		12-0
1980-81			13			7-6
1979-80			10			7-3
1978-79			7			4-3
1977-78			9			8-1
1976-77			6			6-0

^ Attendance limited due to COVID-19 Pandemic
**-Records prior to 1985 are incomplete | * - DH not included rank in Division I

BUD WALTON ARENA RECORDS

INDIVIDUAL GAME RECORDS / BUD WALTON ARENA

Points ..... 41, Chelsea Dungee, Arkansas vs. Auburn, 2/10/19
..... 40 by Phylesa Whaley (OU), Oklahoma vs. Arkansas, 3/14/99
Field Goals ..... 14 by Jillian Robbins (Tulsa), Tulsa vs. Arkansas, 12/2/05
Field Goal Attempts ..... 28, Malica Monk, Arkansas vs. Florida, 1/18/18
Three Point Goals..... 8, Amber Ramirez, Arkansas vs. Alabama, 2/28/21
..... 8, Lyndsay Harris, Arkansas vs. Georgia, 1/13/11
..... 8, Wendi Willits, Arkansas vs. Oral Roberts, 11/28/98
..... 8 by Brittney Ezell (Bama), Alabama, vs. Arkansas, 1/11/98
Three Point Attempts..... 18, Dominique Washington, Arkansas vs, Tennessee, 2/22/07
Free Throws Made .....17, Chelsea Dungee, Arkansas vs. Florida, 1/4/21
..... 17, Chelsea Dungee, Arkansas vs. Auburn, 2/10/19
Free Throw Attempts ..... 20, Kelsey Brooks, Arkansas vs. Oklahoma, 12/21/14
Free Throw Pct. (Min. 9 att.).....1.000 (9–9), Erynn Barnum, Central Arkansas vs. Arkansas, 11/11/22*
..... 1.000 (17–17), Chelsea Dungee, Florida vs. Arkansas, 1/14/21
Total Rebounds ..... 22 by Jillian Robbins (Tulsa), Tulsa vs. Arkansas, 12/2/05
Offensive Rebounds..... 8, Yolanda Dickson, Arkansas vs. Texas–Pan American, 2/15/94
Defensive Rebounds ..... 21, Saylor Poffenbarger, Arkansas vs. ULM, 11/7/23
Assists ..... 14, India Lewis, Arkansas vs. Howard, 2/15/01
Turnovers ..... 12, Erynn Barnum, Arkansas vs. Missouri, 2/12/23
Steals..... 8, Brittney Vaughn, Arkansas. vs. Alabama, 1/18/07
.....8, Kristin Moore, Arkansas vs. WKU, 12/28/04
Blocks .....7 by Caliya Robinson (UGA), Georgia vs. Arkansas, 2/2/17
..... 7, Lauren Ervin, Arkansas vs. Louisiana Monroe, 11/13/06
* – most recent

BUD WALTON ARENA TEAM RECORDS

		Arkansas Razorbacks	Opponents
Points 1st Half:	High	60, vs. Norrkopping (11/6/99)	54 by Illinois (1/8/97)
	Low	11, vs. Tennessee (1/8/12)	12 by Missouri 2/17/13)
Points 2nd Half:	High	61, vs. TCU (2/1/95)	64 by #13 Georgia (2/23/06)
	Low	15, vs. #22 Auburn (1/25/04)	12 by South Alabama (11/20/98)
Total Points:	High	110, vs. Providence (11/16/98)	104 by No. 17 Texas A&M (2/22/18)
	Low	38, vs. Tennessee (1/8/12)	30 by Northwestern State (11/23/14)
Field Goals Made:	High	42, vs. ULM (11/17/01)	41 by No. 17 Texas A&M (2/22/18)
	Low	10, vs. Tennessee (1/8/12)	10 by Northwestern State (11/23/14)
Field Goals Att:	High	88, vs. SE Louisiana (11/13/15)	82 by Florida (1/28/16)
	Low	46, vs. South Carolina (2/5/17)*	31 by LSU (2/16/12)
FG Percentage:	High	.618, vs ULM (11/17/01)	.644 by Missouri (12/30/97)
	Low	.182 (10–55), vs. Tennessee (1/8/12)	.220 (11–50) by SFA (3/20/23)
			.220 (11–50) by Sam Houston (11/15/15)
3–Pt Field Goals:	High	15, vs. UAB (3/24/19)*	13 by Vanderbilt (1/16/23)
	Low	0, vs. St. Mary's (12/2/94)	0 by MVSU (12/28/15)*
3–Pt FG Attempted:	High	41, vs. South Carolina (2/29/24)	34 by Missouri (2/18/24)*
	Low	1, vs. St. Mary's (12/2/94)	1 by LSU (2/7/94)
3–Pt FG Percentage:	High	.875, vs. Vanderbilt (1/23/00)	.667 (4–6) by LSU (1/8/17)
	Low	.000, vs. St. Mary's (12/2/94)	.000 by MVSU (12/28/15)*
Free Throws:	High	33, vs. Ohio St. (11/19/95)	25 by Alabama (1/7/18)*
	Low	1, vs. Kentucky (2/16/17)	2 by Texas Tech (12/3/16)*
Free Throws Att.:	High	44, vs. ULM (11/7/23)	38 by #2 Tennessee (2/7/95)
	Low	4, vs. Kentucky (2/16/17)	3 by #19 Kansas (12/6/12)*
		4, vs. Florida (1/18/18)	3 by Texas Tech (12/3/16)
Free Throw Pct.:	High	1.000, vs. Missouri (2/28/19)*	1.000 by WMU [7–7] (11/24/13)*
	Low	.222 (2–9), vs. MVSU (12/5/08)	.143 by Florida A&M (11/24/95)
Offensive Rebounds:	High	28, vs. UTPA (2/15/94)	31 by #2 Tennessee (12/17/98)
	Low	2, vs. Ole Miss (1/29/23)	2 by Stetson (11/21/16)
Defensive Rebounds:	High	44, vs. ULM (11/7/23)	41 by Tennessee (2/16/23)
	Low	8, vs. Georgia (2/20/98)	9 by Kentucky (1/16/00)
Total Rebounds:	High	65, vs. Grambling (12/29/14)*	61 by Tulsa (12/2/05)
	Low	21, vs. South Carolina (2/29/24)*	20 by Stetson (11/21/16)
Assists:	High	29, vs. MVSU (12/28/13)*	29 by Northwestern State (11/15/95)
	Low	4, vs. LSU (1/8/09)	2 byGrambling State (12/29/14)
Blocked Shots:	High	13, vs. Tennessee Tech (12/4/18)	12 by Texas Tech (12/3/16)
	Low	0, vs. ASU (11/18/18)*	1 by South Carolina (2/29/24)*
Steals:	High	28, vs. WKU (11/28/04)	20 by Northwestern State (11/15/95)
	Low	1, vs. No. 17 Texas A&M (2/22/18	0 by #6 Tennessee (12/29/96);
			0 by Utah (11/20/11)
Turnovers:	High	27, vs. McNeese (12/30/04)*	45 by Alabama State (11/19/04)
	Low	2, vs. Missouri (1/9/22)	3 by Western Michigan (12/9/01)
Personal Fouls:	High	29, vs. ULM (11/17/01)	34 by Oklahoma (WNIT) (3/14/99)
	Low	7, vs. Oral Roberts (12/21/16)	7 by Little Rock (11/14/23)

* – most recent

LANDMARK GAMES IN FAYETTEVILLE

	DATE	OPPONENT	RESULT
1st Game	Dec. 11, 1976	John Brown	UA 75–67
50th Game	Jan. 2, 1982	Kansas State	UA 68–53
100th Game	Jan. 14, 1986	Houston	UA 66–60
150th Game	Feb. 7, 1990	SMU	UA 74–60
175th Game	Jan. 9, 1992	Colorado	UA 56–51
194th Game	Mar. 1, 1993	Oral Roberts	UA 96–60*
195th Game	Dec. 8, 1993	DePaul	UA 80–68!
200th Game	Jan. 19, 1994	Tulane	UA 71–59
250th Game	Feb. 16, 1997	Ole Miss	UA 71–62
300th Game	March 21, 2000	Georgia Tech	UA 78–67
350th Game	Feb. 8, 2004	Georgia	UA 71–63
400th Game	Dec. 18, 2007	Memphis	UA 91–66
450th Game	Feb. 13, 2011	Auburn	UA 64–59
500th Game	Jan. 12, 2014	Miss. State	MSU 54–50
550th Game	Feb. 5, 2017	South Carolina	UA 79–49
600th Game	Feb. 9, 2020	Kentucky	UA 103–85
650th Game	March 24, 2023	Texas Tech	UA 71–66
1st Win	Dec. 11, 1976	John Brown	UA 75–67
50th Win	Feb. 5, 1983	Middle Tenn.	UA 73–72
100th Win	Dec. 19, 1987	SW Missouri	UA 85–71
150th Win	Dec. 4, 1992	North Texas	UA 105–58
200th Win	Dec. 31, 1996	Alcorn State	UA 90–56
250th Win	Feb. 24, 2001	Ole Miss	UA 82–64
300th Win	Jan. 26, 2006	#24 Florida	UA 69–63
350th Win	Dec. 19, 2011	Morgan State	UA 81–50
400th Win	Feb. 8, 2016	Vanderbilt	UA 57–56
450th Win	Jan. 3, 2021	Missouri	UA 91–88

*Last women's game in Barnhill Arena
!First women's game in Bud Walton Arena

TOP HOME CROWDS

(DH games are not included)

1.	14,163	Wisconsin	3/23/99	(UA 67–64)
	(WNIT Championship; Est. new WNIT all–game mark)			
2.	11,486	LSU	1/19/03	(UA 78–72)
	(Arkansas upsets #2 in front of top regular–season crowd)			
3.	11,410	Auburn	2/8/98	(UA 71–63)
	(Women in Sport Day draws record crowd on TV)			
4.	11,026	Murray State	11/10/23	(UA 82–79)
	(Largest Elementary Day with over 7,000 kids from 51 local schools)			
5.	11,014	Tennessee	1/30/03	(UT 92–79)
	(#4 holds off furious UA comeback; w/LSU first b–2–b 10K)			
6.	9,041	Drake	3/20/99	(UA 80–56)
	(WNIT semifinals; turnout lands UA championship)			
7.	8,506	Vanderbilt	2/19/95	(UA 73–71)
	(Johnson with 2.2 in OT for win, VU #8)			
8.	8,461	SW Missouri	12/29/93	(UA 69–66)
	(Wilson's last second shot for win, SMSU #23)			
9.	8,292	Kentucky	2/20/22	(UK, 78–55)
	(UK, future SEC Tournament champions, defeat UA on Senior Day)			
10.	8,288	Tennessee	12/29/96	(UA 77–75)
	(UT #6, def. & future nat. champions, UA #22)			
11.	8,212	Tennessee	2/7/95	(UT 87–67)
	(Top 20 showdown; UA #20, UT #2)			
12.	7,878	Vanderbilt	1/18/98	(VU 85–80)
	(Another OT thriller with Commodores, VU #6)			
13.	7,721	Florida	1/28/95	(UA 72–66)
	(In–season back–to–back top 25 wins, UF #13)			
14.	7,541	Kentucky	1/25/97	(UA 88–55)
	(Girl Scout and Springdale days)			
15.	7,427	Kentucky	2/4/95	(UA 62–56)
	(Bloomer double–double)			
16.	7,410	Central Arkansas	11/11/22	(UA 72–34)
	(First Elementary Day game since 2019)			
17.	7,318	Miss. State	2/26/95	(UA 86–63)
	(Senior day and camper reunion day)			
18.	7,160	South Carolina	1/12/03	(UA 67–58)
	(UA rips #13 USC; begins best SEC start to date)			
19.	7,122	Ole Miss	2/16/97	(UA 71–62)
	(WNBA coach of year Van Chancellor's last at Walton)			
20.	7,121	Georgia	2/24/02	(UA 66–45)
	(Senior Day produces first home win over #23 Georgia)			
21.	7,025	Colorado	11/21/95	(CU 73–71)
	(Preseason WNIT title game, CU #11)			
22.	6,980	South Carolina	2/12/09	(UA 58–54)
	(2nd of five consecutive SEC wins)			
23.	6,847	SW Missouri	12/10/95	(UA 65–58)
	(Another Ozark shootout runs UA mark to 9–1)			
24.	6,819	Texas	1/8/91	(UA 76–61)
	(W.A.R. II night, UT #15, Barnhill high game)			
25.	6,714	Kentucky	1/30/99	(UA 74–69)
	(Crowd lifts Arkansas to overtime win)			
26.	6,698	Georgia	2/20/00	(UG 72–69)
	(#3 UG trails at halftime, escapes with win late)			
27.	6,687	Tennessee	1/7/01	(UT 76–61)
	(Tennessee ranked #2, Arkansas rallies in second)			
28.	6,680	Georgia	2/24/96	(UG 87–54)
	(Georgia ranked #2, clinches SEC title)			
29.	6,677	Ole Miss	1/29/23	(OM 76–73, OT)
	(Ole Miss overcomes 19–point deficit at half to win in OT)			
30.	6,549	Auburn	1/22/94	(AU 66–57)
	(Auburn ranked #23)			
31.	6,335	Georgia	2/20/98	(UG 86–81)
	(Senior Night provides an overtime nail biter)			
32.	6,330	South Carolina	1/24/98	(UA 86–67)
	(Girl Scout Day and Parents Weekend)			
33.	6,327	Texas	1/24/90	(UT 84–75)
	(W.A.R. I night, Texas ranked #5)			
34.	6,234	Kentucky	2/6/00	(UA 83–70)
	(Elementary Day and National Bring a Kid to the Game)			
35.	6,197	Vanderbilt	1/14/96	(VU 65–60)
	(First of two 1996 games with AP's #2 team)			

BARNHILL ARENA RECORDS

A TOUGH PLACE TO PLAY

It seemed appropriate the final basketball event at John Barnhill Arena was a women's basketball game and a women's basketball banquet.

As fate would have it, it was a girls' basketball game back in 1977 that was the first hoops contest played in the newly renovated and expanded home court for Razorback men's and women's basketball.

Betsy Broyles' Fayetteville High team played days before the first men's or women's college game in what would become known as one of the most feared home courts in modern collegiate basketball.

The next year, Betsy would become the first high school recruit to accept a scholarship to play women's basketball at the University.

On Dec. 7, 1993, Betsy and over 30 former letterwinners returned for A Moment in Time, a banquet to honor women's basketball in Barnhill. It was the evening prior to the women's opener in Bud Walton Arena against DePaul.

During the 17 years between her first and most recent appearances in Barnhill, The Barn was the site of many great moments of women's basketball history.
Arkansas was undefeated in its first home season (6–0) and in three subsequent years (1981–82, 1982–83 and 1990–91).

The women's basketball team set its home consecutive win streak at 21 games from 1981 to 1984. That streak was broken with 23 in the early 1990s, and for a brief period of time, Barnhill Arena was the home of the longest active women's home winning streak.

Since the start of the NCAA era in 1982–83, only eight unranked teams managed wins in Barnhill (out of 118 who tried). Some 194 women's varsity collegiate basketball games were played in Barnhill Arena, with the last game a 96–60 win over Oral Roberts on March 1, 1993. The last varsity basketball game played at Barnhill was a women's contest as Arkansas won an exhibition game over the Bulgarian team of Levski Total, 83–81, on Nov. 16, 1993.

The Spirit of Barnhill lives on both at Bud Walton Arena, and at Barnhill. "The Barn" received a new tenant in 1994 with the start of varsity volleyball at Arkansas. Thanks in large part to its home court advantage, the inaugural Razorback volleyball team won the SEC Western Division title providing a new banner for the old rafters. Gymnastics enjoyed a similar Barnhill boost in 2006. With the inaugural senior class, Arkansas upset national powerhouse UCLA to advance to the NCAA Championship at the Barnhill–hosted NCAA South Central Regional.

TEAM RECORDS

Points: 115, vs. Oral Roberts (2/19/87)
Rebounds: 74, vs. Mississippi Valley State (11/24/89)
Field Goals Made: 45, vs. Oral Roberts (2/19/87)
45, vs. Cottey College (2/2/78)
Field Goals Attempted: 97, vs. Cottey College (2/2/78)
Field Goal Percentage: .680, vs. Ole Miss (34 of 50) (12/15/90)
3–Pt. Goals: 8, vs. Alabama (2/22/92)
3–Pt. Goals Attempted: 21, vs. Alabama (2/22/92)
3–Pt. Goal Pct.: .625, vs. MVSU (5 –8) (12/10/88)
Free Throws Made: 29, vs. Grambling (12/17/81)
Free Throws Attempted: 43, vs. MVSU (11/24/89)
Free Throw Pct.: .950, vs. McNeese (21–22) (2/14/81)
Fouls: 31, vs. North Texas (12/4/92)
Assists: 30, vs. Northwestern (3/16/91)
Steals: 26, vs. TCU (1/11/83)
Turnovers: 32, vs. Grambling (12/17/81) vs. Eastern Oklahoma (1/18/80)
Blocked Shots: 11, vs. SW Missouri (12/19/87)

INDIVIDUAL RECORDS

Points: 36, Shannon Jones (vs. Washington State, 12/31/92)
Rebounds: 22, Shelly Wallace (vs. SMU, 2/13/88)
Field Goals Made: 14, Bettye Fiscus (vs. Wichita State, 2/20/82)
14, Shelly Wallace (vs. Texas Tech, 2/2/88)
Field Goals Attempted: 26, Debbie Roe (vs. Arkansas State, 2/28/78)
3–Pt. Goals: 6, Sha Hopson (vs. Auburn, 1/11/92)
3–Pt. Attempts: 10, Lisa Martin (vs. Houston, 3/4/89)
Free Throws: 16, Shelly Wallace (vs. Houston, 3/4/89)
Free Throw Att.: 20, Shelly Wallace (vs. Houston, 3/4/89)
Free Throw Pct.: 1.000 (11–11) Delmonica DeHorney (vs. Northwestern, 3/16/91)
Assists: 14, Amber Nicholas (vs. Ole Miss, 12/15/90)
Steals: 12, Amanda Holley (vs. TCU, 1/11/83)
Blocked Shots: 9, Robyn Irwin (vs. SW Missouri, 12/19/88)

COACHING RECORDS

		OVERALL					SOUTHEASTERN				SOUTHWEST			
	YEAR	ALL	HOME	ROAD	NEU.	PLACE	ALL	HOME	ROAD	PLACE	ALL	HOME	ROAD	POSTSEASON
OGLE	76-77	10-6	6-0	4-5	0-1									
	77-78	14-9	8-1	5-5	1-3									
HENN	78-79	7-13	4-3	2-7	1-3									
	79-80	15-10	7-3	7-4	1-3									SWAIAW Regional
	80-81	11-18	7-6	1-9	3-3									SWAIAW Regional
WILLIS	81-82	26-10	12-0	6-7	8-3									AIAW Sweet 16
	82-83	21-8	9-0	7-8	5-0	2nd					6-2	4-0	2-2	
	83-84	20-9	11-2	5-6	4-1	3rd					11-5	7-1	4-4	
SUTHERLAND	84-85	20-8	12-2	6-4	2-2	3rd					11-5	6-2	5-3	
	85-86	22-8	11-1	9-6	2-1	2nd					13-3	7-1	6-2	NCAA First Round
	86-87	20-12	10-1	6-8	4-3	2nd					12-4	7-1	5-3	NWIT Champion
	87-88	13-15	9-4	3-8	1-3	4th					8-8	5-3	3-5	
	88-89	22-8	9-2	10-4	3-2	2nd					13-3	6-2	7-1	NCAA First Round
	89-90	25-5	11-3	12-1	2-1	T1st					15-1	7-1	8-0	NCAA Elite 8
	90-91	28-4	14-0	9-3	5-1	1st					15-1	8-0	7-1	NCAA Sweet 16
	91-92	11-14	9-3	1-10	1-1	11th	3-8	3-2	0-6					
	92-93	13-14	10-4	3-9	0-1	T8th	4-7	3-3	1-4					
BLAIR	93-94	15-14	9-4	4-9	2-1	8th	3-8	2-3	1-5					
	94-95	23-7	10-2	8-3	5-2	T4th	7-4	4-2	3-2					NCAA Second Round
	95-96	21-13	14-4	5-6	2-3	10th	3-8	3-3	0-5					NWIT Fourth Place
	96-97	18-10	12-2	3-7	3-1	7th	5-7	4-2	1-5					
	97-98	22-11	10-3	6-5	6-3	T6th	7-7	4-3	2-5					NCAA Final Four
	98-99	20-14	15-5	3-7	2-2	11th	5-9	3-4	2-5					WNIT Champion
	99-00	17-15	12-5	4-8	1-2	10th	4-10	4-3	0-7					WNIT Semifinals
	00-01	20-13	9-3	5-8	6-2	T6th	6-8	4-3	2-5					NCAA Second Round
	01-02	20-12	12-2	4-9	4-1	7th	7-7	6-1	2-5					NCAA Second Round
	02-03	22-11	12-2	5-6	5-3	7th	7-7	5-2	2-5					NCAA Second Round
GARDNER	03-04	16-12	7-4	7-7	2-1	9th	5-9	3-4	2-5					
	04-05	17-14	10-4	3-8	4-2	11th	3-11	3-4	0-7					WNIT Second Round
	05-06	13-15	9-4	2-10	2-1	T8th	5-9	4-3	1-6					
	06-07	18-13	7-6	9-5	2-2	10th	3-11	1-6	2-5					
COLLEN	07-08	17-13	10-6	2-6	5-1	11th	2-12	1-6	1-6					
	08-09	18-14	11-5	5-7	2-2	8th	6-8	3-4	3-4					WNIT Third Round
	09-10	12-18	5-7	3-8	4-3	12th	4-12	1-7	3-5					
	10-11	22-12	12-6	9-5	1-1	9th	6-10	2-6	4-4					WNIT Quarterfinals
	11-12	24-9	14-2	6-5	4-2	T4th	10-6	6-2	4-4					NCAA Second Round
	12-13	20-13	12-6	7-5	1-2	8th	6-10	3-5	3-5					WNIT Second Round
	13-14	19-11	14-4	3-6	2-1	11th	6-10	4-4	2-6					
DYKES	14-15	18-14	8-6	5-7	5-1	9th	6-10	4-4	2-6					NCAA Second Round
	15-16	12-18	11-4	1-10	0-4	10th	7-9	6-2	1-7					
	16-17	13-17	9-8	2-8	2-1	14th	2-14	1-7	1-7					
NEIGHBORS	17-18	13-18	8-7	3-10	2-1	13th	3-13	1-7	2-6					
	18-19	22-15	11-7	7-6	4-2	10th	6-10	3-5	3-5					WNIT Third Round
	19-20	24-8	14-3	5-4	5-1	T3rd	10-6	5-3	5-3		No NCAA Tournament (COVID-19 cancelled tournament)			
	20-21	19-9	12-1	6-5	1-3	T5th	9-6	6-1	3-5					NCAA First Round
	21-22	18-14	12-5	4-7	2-2	T8th	7-9	4-4	3-5					NCAA First Round
	22-23	24-13	14-4	6-6	4-3	8th	7-9	4-4	3-5					WNIT Great 8
	23-24	18-15	10-6	4-7	4-2	10th	6-10	4-4	2-6					NCAA WBIT First Round
		873-576	494-172	242-314	137-90		180-294	114-123	66-171		104-32	57-11	47-21	
		All Games	Home	Road	Neutral		SEC	Home	Road		SWC	Home	Road	
	TOTAL	1449	666	549	227		474	237	237		136	68	68	
	WIN	(.602)	(.742)	(.441)	(.604)		(.380)	(.481)	(.278)		(.765)	(.838)	(.691)	

COACHES & STAFF

Sharon Ogle

Joan Henn

Matilda Willis


John Sutherland

Gary Blair

Susie Gardner

Tom Collen

Jimmy Dykes

Mike Neighbors

SUMMARY

COACH	TENURE	YRS	GAMES	W-L	PCT	CONF.	PCT.	LEAGUE	NOW
Sharon Ogle	1976–78	2	39	24–15	.615	N/A	---	--	Resident Assistant
Joan Henn	1978–81	3	74	33–41	.446	N/A	---	--	Deceased (2000)
Matilda Willis	1981–84	3	94	67–27	.713	17–7	.708	SWC	Retired
John Sutherland	1984–93	9	262	174–88	.664	87–25	.777	SWC	Sr. Associate AD at Marshall
						7–15	.318	SEC	
Gary Blair	1993–2003	10	318	198–120	.623	54–75	.419	SEC	Retired
Susie Gardner	2003–2007	4	118	64–54	.542	16–40	.286	SEC	HC at Mercer
Tom Collen	2008–2014	7	222	132–90	.595	40–68	.370	SEC	Consulting
Jimmy Dykes	2014–2017	3	92	43–49	.467	15–33	.313	SEC	Consulting/Radio/ESPN
Mike Neighbors	2017–present	7	230	138–92	.600	48–63	.432	SEC	HC at Arkansas

ASSISTANT/ASSOCIATE HEAD COACHES

Asst. HC Tom Collen, 1993–97	Consulting
Assoc. HC Vic Schaefer, 2002–03	HC Texas
Assoc. HC Tim Eatman, 2007–10	HC South Carolina State
Assoc. HC Todd Schaefer, 2019–pres.	AHC Arkansas

ASSISTANT COACHES

Judy Grayston, 1978–79	Not Available
Ann Keenan, 1979–80	Not Available
Barbara Foley, 1980–81	Not Available
Jeff Cohen, 1981–82	Not Available
Lisa Parker, 1982–83	Not Available
John Sutherland, 1982–85	Senior Associate AD at Marshall
Joey Anders, 1984–85	Not Available
Journey Beard, 1984–85	Not Available
Tracey Mays Stehlik, 1985–93	Associate AD at Arkansas
Don Paul, 1985–88	Not Available
Leslie Byrd, 1988–89	HC at Watson Chapel (Pine Bluff, Ark.)
Loy Moore, 1988–93	Not Available
Sue Donohoe, 1993–94	Deceased
Amber Nicholas Shirey, 1993–07; 2012–14	Director of Ops at Arkansas
Kit Kyle, 1994–96	HC at Mansfield Timberview (Texas) HS
Vic Schaefer, 1997–03	HC at Texas
Rena Holden, 2003–05	Not Available
Johnnie Harris, 2004–07	HC at Auburn
Khadija Head, 2005–06	CEO
Mike Neighbors, 2006–07	HC at Arkansas
Trenia Tillis, 1996–00	HC at Tyler JC
Kelly Bond–White, 2000–03	HC at SIU Carbondale
Charity Elliott, 2003–04	HC at Point Loma
Zenarae Antoine, 2007–10	HC at Texas State
Greg Collins, 2007–11	HC at Western Kentucky
Tari Cummings, 2011–17	AC at Baylor
Nicki Collen, 2011–14	HC at Baylor
Christy Smith, 2014–16	Director of Operations at Texas
Tommy Deffebaugh, 2015–17	HC boys at Har–Ber (AR) HS
Chenel Harris–Smith, 2016–17	HC at Colby
Todd Schaefer, 2017–19	ACH at Arkansas
Lacey Goldwire, 2017–19; 2021–pres.	AC at Arkansas
Pauline Love, 2017–24	AC/Recruiting Coordinator at Alabama
Chantel Osahor, 2019–21	AC at Oklahoma
Nick Bradford, 2024–pres.	AC at Arkansas

COACHES & STAFF

DIRECTOR OF BASKETBALL OPERATIONS

Mike Neighbors, 1999–01
Kelley Waters, 2001–05
Khadija Head, 2004–05, 06–07
Jessica Bowie, 2012
Simeon Hinsey, External Ops, 2013–16
Amber Shirey, 2007–2012, 2014–pres.
Jeff Brazil, Internal Ops, 2013–14

DIRECTOR OF SA DEVELOPMENT

Tim Gill, 2016–17
C'eira Ricketts, 2017–22
Jayci Stone, 2022–pres.

STUDENT/GA COACHES

Kelly Lipe, 1983–84
Tracy Webb, 1987–88
Robyn Irwin, 1989–90
Gail Streigler, 1990–91
Jeannie Treat, 1991–92
Amber Nicholas, 1992–93
Blair Savage, 1993–94
Debbie Olivas, 1995–96
Kelly Johnson, 1996–97
Alli Clark, 2003–05
Allison Singleton, 2005–07
Angie Nelp, 2007–08
David Walker, 2008–10
Ashlea Williams, 2010–12
Mike Jennings, 2012–13
Zach Cooper, 2012–14
Jacob Tolman, 2012–14
Betsy Adams, 2014–16
John Clark, 2014–16
Kendal Ruff, 2015–17
Colton Crawford, 2017–18
Jalen Powell, 2017–19
Heather Corral, 2018–20
Jordan Dawkins, 2019–21
Kelsey Plum, 2020–22
Willie Chapple, 2021–22
Alexis Sevillian, 2021–23

FORMER PLAYERS/GAS NOW COACHING

Allison Muldrew Williams (1990–92) – Asst. Coach, Batesville HS
Stephanie Bloomer Shieldknight (1991–95)– Asst. Basketball/Varsity Track Coach, Wagoner HS (Okla.)
Kimberly Wilson Jenkins (1993–97) – HC, Har–Ber HS
Christy Smith (1994–98), Director of Operations WBB, Texas
Tenille Adams (1995–99), Asst. Coach, Alabama
Sytia Messer (1995–99), HC UCF
Karyn Karlin Austin (1996–00) – Asst. Coach Varsity, Famington HS (N.M.)
Amy Wright (1998–02) – HC, Long Beach State
Rochelle Vaughn (2002–06)– HC, Frisco Memorial HS
Angie Nelp (GA 2007–08) – HC, Tulsa
Erin Gatling Portmann (2010–13)– HC 9th, Fayetteville HS
Jhasmin Bowen (2010–14) – Asst. Coach, WKU
Mackenzie Adams (2012–14) – Panther Creek HS (Frisco, Texas)
Jalen Powell (GA 2017–19) – Asst. Coach, Ohio State
Chelsea Dungee (2017–21) – Asst. Coach, Troy

MANAGERS

Gail Saulsbury, 1976–77
Dianne Lewis, 1977–78
Sheila Burns, 1978–79
Lisa Turner, 1978–79
Peggy Price, 1979–81
Kristy Weathers, 1979–80
Kelly Lipe, 1980–83
Marsha Van Parys, 1981–83
Sammie Baird, 1982–86
Rita Ivie, 1983–86
Tina Brewer, 1984–85
Cynthia Mathis, 1984–85
Chana Boyland, 1985–86
Karen Johnson, 1987–88
Martha Neal, 1987–91
Jason Jones, 1990–93
Susanne Clark, 1991–94
Daisy Moore, 1992–93
Amy Clement, 1994–98
Tom Halbmaier, Jr., 1994–97
David Weaver, 1994–98
Jason Clemons, 1996–00
Amira Qaddoumi, 1997–01
Malina Qaddoumi, 1997–01
M.J. Keeler, 2001–02
Kim Markham, 2001–02
Allison Singleton, 2001–04
Brittney Johnson, 2002–05
Nathan Bodenstein, 2005–07
Trudi Spencer, 2005–08
Haley Bestgen, 2006–10
Erin Cox, 2007–10
Grace Parker, 2008–12
Emily Pearson, 2008–10
Caroline Powell, 2008–09
Ryanne Hartley, 2009–10
Mike Jennings, 2010
Morgan Myrick, 2010
Morgan Abernathy, 2010–11
Amanda Coughlin, 2010–14
Amber Earls, 2011–15
Alex Fesler, 2011–12
Brooke Rogers, 2011–14
Kendall Ruff, 2011–15
Maggie Bricker, 2012–17
Jacob Tolman, 2012–14
Brandon Kirkpatrick, 2014–15
Lindsey Lawrence, 2014–17
Joseph Richardson, 2014–15
Colton Crowder, 2015–17
Demi Hargrove, 2015–18
Jarrett Lourimore, 2015–19
Justine Yu, 2015–16
Tyler Asher, 2017–19
Kira Briggs, 2017–20
Tanner Holt, 2017–19
Delaney Osborn, 2017–20
Olivia James, 2018–22
Evan Johnston, 2019–22
Sean McCone, 2021–23
Sagley Houghland, 2021–23
Hunter Goad, 2021–pres.
Gina Brownlee, 2022–pres.
Logan Burch, 2022–pres.
Claire Halbmaier, 2022–pres.
Bailey Smedshammer, 2022–pres.
Luke Poppen, 2023–pres.

HEAD ATHLETIC TRAINERS

Jerry Cohen, 1976–78
Nancy Stevens, 1978–89
Sally Werner–Ferrel, 1989–94
Ruth Harris DeBro, 1994–96
Julie Cain, 1995–96

ASSISTANT ATHLETIC TRAINERS

Kris Ring, 1996–99
Sean Collins, 1999–04
Phill Vardimann, 04–05
Sarah Melby, 2005–06
Jeremy Braziel, 2006–12
Natalie Trotter, 2012–20
Simone Rush, 2020–pres.

GRAD ASSISTANTS & STUDENT ATHLETIC TRAINERS

Trevor Carter, 1990–91
Monique Butcher, 1990–91
Traci Gardiner, 1990–92
Kelli Sheffield, 1991–94
Kim Kalina, 1992–94
Christie Clem, 1998–99
Dana Dethrow, 1989–91
Shane Bjornberg, 2001–02
John Parrigon, 2002–03
Maggie Harrington, 2003–04
Lucy Mansfield, 2004–05
Melinda McNew, 2005–06
Katie Weindinger, 2006–07
Rea Tribble, 2007–08
Katelyn Bishop, 2008–09
JoAnn Schafthauser, 2008–09
Kurt Andrews, 2009–10
Adrienne Flemming, 2009–10

MEDIA RELATIONS

Glynda Duncan, 1976–78
Ann O'Brien, 1978–80
Charlie Fiss, 1980–84
Maria Borgstrom, 1984–85
Steve Wright, 1985–89
Bill Smith, 1989–09
Jeri Thorpe, 2009–19
Mario Bravante, 2019–22
Kylie Magar, 2022–pres.

SPECIAL ASSISTANT TO HC

Jeff Brazil, 2021–23
Evan Johnston, 2023–pres.

VIDEO COORDINATORS/DIRECTORS

Jake Nelp, 2007–08
David Walker, 2008–10
Zack Cooper (Asst.), 2012–14
Jeff Brazil, 2010–23
Evan Johnston, 2023–pres.

HONORS AND AWARDS

ALL AMERICANS



ASSOCIATED PRESS ALL-AMERICA

2020–21 Chelsea Dungee, Third Team
2003–04 Shameka Christon, Third Team
1997–98 Christy Smith, Honorable Mention
1996–97 Christy Smith, Honorable Mention
1995–96 Christy Smith, Honorable Mention
1994–95 Christy Smith, Honorable Mention

WBCA ALL-AMERICA HONORS

2020–21 Chelsea Dungee
Destiny Slocum (Honorable Mention)
2019–20 Alexis Tolefree (Honorable Mention)

KODAK ALL-AMERICA HONORS

2003–04 Shameka Christon,
Honorable Mention; All–Dist. III
1990–91 Delmonica DeHorney, All–America;
All–District VI
1988–89 Shelly Wallace, Honorable Mention:
All–District VI

OTHER ALL-AMERICA HONORS

2020–21 Chelsea Dungee, USBWA Third Team
2008–09 C'eira Ricketts, Second Team
(Full Court Press, Freshman All–America)
2003–04 Shameka Christon
(Wooden Award finalist,
Wade Trophy and Naismith awards; Street &
Smith's High, Honorable Mention Preseason;
Wooden Award, Preseason)
2002–03 Shameka Christon
(Street & Smith's High, Honorable Mention
Preseason; Basketball Times, Honorable
Mention; Women's Basketball News Service)
2001–02 Shameka Christon
(Street & Smith's Honorable Mention
Preseason; Basketball Times,
Honorable Mention)
Amy Wright
(Women's Basketball News Service, Preseason)
1998–99 Karyn Karlin
(Women's Basketball News Service, Second Team)
1997–98 Christy Smith
(Women's Basketball News Service, Second
Team; Women's Basketball News Service,
Preseason)
Karyn Karlin
(Women's Basketball News Service, Third team)
1996–97 Christy Smith
(Women's Basketball News Service; Athlon
Sports, Lindy's, Second Team Preseason)
1995–96 Christy Smith
(ESPN Basketball Top 5; Women's Basketball
News Service, Second Team Preseason)
Sytia Messer
(PRIME Network, Freshman All–America)
Shaka Massey
(PRIME Network, Freshman All–America)
1994–95 Christy Smith
(Women's Basketball News Service, Second
Team; WBNS Freshman, First Team)
Kimberly Wilson
(Women's Basketball News Service, Preseason)
Stephanie Bloomer
(Women's Basketball News Service, Preseason)
1990–91 Delmonica DeHorney
(USA TODAY top 15; Street & Smith's, First
Team; Dick Vitale's Basketball, Second Team)
Amber Nicholas
(Street & Smith's BB Yearbook, Honorable Mention)
1988–89 Shelly Wallace
(American Women's Sports Federation, Second
Team; Street & Smith's, Honorable Mention)
1987–88 Delmonica DeHorney
(American Women's Sports Federation,
Freshman All–America)
1985–86 Lanell Dawson
(American Women's Sports Federation,
Freshman All–America; Women's
Basketball Yearbook Freshman All–America,
Honorable Mention)



COSIDA ACADEMIC ALL-AMERICA

2007–08 Sarah Pfeifer, National Ballot
2006–07 Sarah Pfeifer, National Ballot
2005–06 Kristin Peoples, Third Team
2004–05 Kristin Peoples, National Ballot
1990–91 Amber Nicholas, Second Team
1989–90 Amber Nicholas, Third Team

COSIDA ACADEMIC ALL-DISTRICT

2022–23 Rylee Langerman, First Team
2017–18 Keiryn Swenson, First Team
2012–13 Calli Berna, First Team
2007–08 Sarah Pfeifer, First Team
Brittney Vaughn, Second Team
2006–07 Sarah Pfeifer, First Team
2005–06 Kristin Peoples, First Team
2004–05 Kristin Peoples, First Team
Sarah Pfeifer, Second Team
1990–91 Amber Nicholas, First Team
Sally Moore, Second Team

ALL-SOUTHEASTERN CONFERENCE HONORS

The All-Southeastern Conference Team is selected by the league coaches and has changed twice in the recent seasons. Since the league's inception, the team was composed of a first and second team of 10 players each. In 2003, only 10 players -- five first, five second -- were selected. In 2004, 16 players -- eight first and eight second -- were chosen, the format which continues today. Five freshmen are chosen to the all-freshman team (with the exception of 1999). In addition, the academic team for the SEC, the SEC Academic Honor Roll, is chosen each season. After 2001, the honor roll is one year out of sequence to allow seniors to earn fourth-year honors. Recent additions to the team structure were made in 2003 with the community service team, as well as 2004 with scholar athlete of the year and defensive player of the year. They year 2006 saw the first freshmen of the week accolades and 2008 added a five-player all-defensive team.

2024
Taliah Scott, All-Freshman Team
Makayla Daniels, Preseason Second Team
Maryam Dauda, Community Service Team

2023
Erynn Barnum, Second Team
Makayla Daniels, Preseason Second Team
Saylor Poffenbarger, All-Freshman Team
Rylee Langerman, Community Service Team

2022
Amber Ramirez, Second Team
Preseason Second Team
Samara Spencer, Freshman of the Year
All-Freshman Team
Jersey Wolfenbarger, All-Freshman Team
Rylee Langerman, Community Service Team

2021
Chelsea Dungee, First Team
Preseason First Team
Destiny Slocum, Second Team
Preseason Second Team
Macy Weaver, Community Service Team

2020
Alexis Tolefree, First Team
Chelsea Dungee, Second Team
Preseason First Team
Grayce Spangler, Community Service Team

2019
Chelsea Dungee, Second Team
Malica Monk, Preseason Second Team
Bailey Zimmerman, Community Service Team

2018
Keiryn Swenson, Community Service Team

2017
Jessica Jackson, Preseason First Team (coaches)
Jailyn Mason, All-Freshman Team
Devin Cosper, Community Service Team

2016
Jessica Jackson, First Team (coaches)
Preseason Second Team (media and coaches)
CollegeSportsMadness.com, Third Team
Kelsey Brooks, CollegeSportsMadness.com Second Team
Melissa Wolff, Community Service Team

2015
Jessica Jackson, Second Team (coaches)
Preseason Second Team (media and coaches)
CollegeSportsMadness.com, Fourth Team
CollegeSportsMadness.com, Preseason Third Team
Kelsey Brooks, CollegeSportsMadness.com Second Team
Joey Bailey, Community Service Team

2014
Jessica Jackson, Second Team
All-Freshman Team
Joey Bailey, Community Service Team

2013
Sarah Watkins, Co-Sixth Player of the Year
CollegeSportsMadness.com, Fourth Team
CollegeSports Madness.com, Preseason Second Team
Erin Gatling, Community Service Team

2012
C'eira Ricketts, First Team (coaches)
Preseason First Team (media & coaches)
CollegeSportsMadness.com Second Team
CollegeSportsMadness.com Preseason First Team
Sarah Watkins, Second Team
Presason Second Team (media & coaches)
CollegeSportsMadness.com Fourth Team
CollegeSports Madness.com Preseason Team
Calli Berna, All-Freshman Team
Ashley Daniels, CollegeSportsMadness.com Preseason Second Team
Julie Inman, Community Service Team
Tom Collen, SEC Coach of the Year (coaches)
CollegeSportsMadness.com, Coach of the Year

2011
C'eira Ricketts, Second Team (coaches)
Preseason Second Team (media)
Sarah Watkins, Second Team (coaches)
Ashley Daniels, SEC Community Service Team

2010
C'eira Ricketts, Preseason First Team (coaches)
Preseason Second Team (media)
Ashlea Williams, Community Service Team

2009
C'eira Ricketts, Co-Freshman of the Year
AP, SEC Freshman of the Year
All-SEC Second Team
Lyndsay Harris, All-Freshman Team
Charity Ford, Sixth Player of the Year
Community Service Team

2008
Brittney Vaughn, All-Defensive Team
Sarah Pfeifer, Community Service Team

2007
Lauren Ervin, Second Team
Sarah Pfeifer, Scholar-Athlete of the Year
Community Service Team

2006
Rochelle Vaughn, Community Service Team

2005
Sarah Pfeifer, Scholar-Athlete of the Year
Community Service Team

2004
Shameka Christon, Player of the Year
First Team (coaches)
Kristin Peoples, All-Freshman Team
Rochelle Vaughn, Good Works Team*

2003
Shameka Christon, Second Team
Good Works Team*
Ruby Vaden, All-Freshman Team

2002
Shameka Christon, Second Team
Dana Cherry, Second Team
India Lewis, Good Works Team*

2001
Shameka Christon, All-Freshman Team
Joy Oakley, Good Works Team*

2000
Wendi Willits, Second Team
Karyn Karlin, Good Works Team*

1999
Karyn Karlin, Second Team
Carrie Satterfield, Good Works Team*

1998
Christy Smith, First Team
Karyn Karlin, Second Team

1997
Christy Smith, Second Team
Kimberly Wilson, Second Team
Karyn Karlin, Freshman of the Year
AP, SEC Freshman of the Year
All-Freshman Team

1996
Kimberly Wilson, Second Team
Shaka Massey, All-Freshman
Sytia Messer, All-Freshman

1995
Christy Smith, Freshman of the Year
Second Team
Consensus All-Freshman Team
Kimberly Wilson, Second Team
Stephanie Bloomer, Second Team

1994
Kimberly Wilson, All-Freshman Team

*Good Works Team became Community Service Team

All-SEC Tournament Team

2019 Chelsea Dungee
2003 Shameka Christon
2002 Shameka Christon

SEC Player of the Week

2024 Taliah Scott, Nov. 21, Nov. 28, Dec. 5, Dec. 12, Dec. 26 (freshman)
2023 Saylor Poffenbarger, Nov. 30, Dec. 7, Dec. 21, Jan. 11 and Jan. 18 (freshman)
2022 Amber Ramirez, Feb. 1 (CoPOW)
Samara Spencer, Nov. 16, Jan. 25, Feb. 1 and Feb. 15 (freshman)
Jersey Wolfenbarger, Nov. 30 (freshman)
2021 Chelsea Dungee, Dec. 8 & Feb. 2
2020 Makayla Daniels, Nov. 18 (freshman)
2017 Jailyn Mason, Nov. 29 and Jan. 17 (freshman)
2015 Kelsey Brooks, Dec. 1 and Dec. 15
McKinley Bostad, Jan. 19 (freshman)
Jessica Jackson, Feb. 16 (CoPOW)
2014 Jessica Jackson, Nov. 25, Dec. 9 and Jan. 20 (freshman)
2013 Keira Peak, Nov. 26
2012 C'eira Ricketts, Nov. 11
Sarah Watkins, Jan. 16
Calli Berna, Feb. 6 and Feb. 13 (freshman)
2011 C'eira Ricketts, Dec. 6 and Dec. 19
Sarah Watkins, Jan. 10
Keira Peak, Feb. 20
2010 Quistelle Williams, Feb. 14 (freshman)
2009 C'eira Ricketts, Five times (freshman)
Charity Ford, Feb. 23
2008 Lauren Ervin, Dec. 2 and Dec. 30
2007 Brittney Vaughn, Dec. 18
Donica Cosby, Nov. 27 (freshman)
2006 Whitney Jones, Nov. 21 (freshman)
2004 Shameka Christon, Jan. 12 and Feb. 2 (CoPOW)
2003 Shameka Christon, Jan. 13
India Lewis, Nov. 25
2001 Wendi Willits, Jan. 22
2000 Karyn Karlin, Feb. 7
Dana Cherry, Dec. 13
1998 Christy Smith, Jan. 12
1995 Christy Smith, Jan. 30
1994 Kimberly Wilson, Rookie of the Week
1992 Sha Hopson, Jan. 13

CollegSportsMadness.com Player of the Week

2016 Jessica Jackson (Jan. 18)

Associated Press All-SEC

Starting with the 1998 season, the Associated Press women's basketball writers voted All-Southeastern Conference-Team. The AP ended it in 2019.

2019 Chelsea Dungee, Second Team
2016 Jessica Jackson, Second Team
2015 Jessica Jackson, Second Team
2014 Jessica Jackson, Honorable Mention
2012 C'eira Ricketts, First Team
2011 C'eira Ricketts, Second Team
Sarah Watkins, Honorable Mention
2009 C'eira Ricketts, Honorable Mention, Freshman of the Year
2008 Brittney Vaughn, Honorable Mention
2004 Shameka Christon, Player of the Year & First Team
2003 Shameka Christon, Second Team
India Lewis, Third Team
2002 Shameka Christon, Dana Cherry, Honorable Mention
2001 Wendi Willits, Third Team
1999 Karyn Karlin, Second Team
1998 Christy Smith, First Team

SEC HONORS BY AWARD

SEC Player of the Year
2004 Shameka Christon

AP SEC Player of the Year
2004 Shameka Christon

SEC Coach of the Year
2012 Tom Collen

SEC Freshman of the Year
2022 Samara Spencer
2009 C'eira Ricketts (Co-FOY)
1997 Karyn Karlin
1995 Christy Smith

AP SEC Freshman of the Year
2009 C'eira Ricketts
1997 Karyn Karlin

SEC Scholar-Athlete of the Year
2007 Sarah Pfeifer
2005 Sarah Pfeifer

All-SEC (Coaches)
2024 Makayla Daniels, Preseason Second Team
2023 Erynn Barnum, Second Team
2023 Makayla Daniels, Preseason Second Team
2022 Amber Ramirez, Second Team
2022 Amber Ramirez, Preseason Second Team
2021 Chelsea Dungee, First Team
2021 Chelsea Dungee, Preseason First Team
2021 Destiny Slocum, Second Team
2021 Destiny Slocum, Preseason Second Team
2020 Alexis Tolefree, First Team
2020 Chelsea Dungee, Second Team
2019 Chelsea Dungee, Second Team
2019 Malica Monk, Preseason Second Team
2017 Jessica Jackson, Preseason First Team
2016 Jessica Jackson, First Team
2015 Jessica Jackson, Second Team
2014 Jessica Jackson, Second Team
2012 C'eira Ricketts, First Team
2012 C'eira Ricketts, Preseason First Team
2012 Sarah Watkins, Second Team
2012 Sarah Watkins, Preseason Second Team
2011 Sarah Watkins, Second Team
2011 C'eira Ricketts, Preseason Second Team
2010 C'eira Ricketts, Preseason First Team
2009 C'eira Ricketts, Second Team
2007 Lauren Ervin, Second Team
2004 Shameka Christon, First Team
2003 Shameka Christon, Second Team
2002 Dana Cherry, Second Team
2002 Shameka Christon, Second Team
2000 Wendi Willits, Second Team
1999 Karyn Karlin, Second Team
1998 Christy Smith, First Team
1998 Karyn Karlin, Second Team
1997 Christy Smith, Second Team
1997 Kimberly Wilson, Second Team
1996 Kimberly Wilson, Second Team
1995 Stephanie Bloomer, Second Team
1995 Christy Smith, Second Team
1995 Kimberly Wilson, Second Team

All-SEC (Media)
2016 Jessica Jackson, Preseason Second Team
2015 Jessica Jackson, Preseason Second Team
2012 C'eira Rickets, Preseason First Team
2012 Sarah Watkins, Preseason Second Team
2011 C'eira Ricketts, Second Team
2010 C'eira Ricketts, Preseason Second Team

SEC All-Freshman Team
2024 Taliah Scott
2023 Saylor Poffenbarger
2022 Samara Spencer
2022 Jersey Wolfenbarger
2014 Jessica Jackson
2012 Calli Berna
2009 Lyndsay Harris
2009 C'eira Ricketts
2007 Donica Cosby
2004 Kristin Peoples
2003 Ruby Vaden
2001 Shameka Christon
1997 Karyn Karlin
1996 Shaka Massey
1996 Sytia Messer
1995 Christy Smith, Consensus All-Freshman Team
1994 Kimberly Wilson

SEC All-Defensive Team
2008 Brittney Vaughn

All-SEC (Associated Press)
Starting with the 1998 season, the Associated Press women's basketball writers voted All-SEC team. It ended in 2019.
2019 Chelsea Dungee, Second Team
2016 Jessica Jackson, Second Team
2015 Jessica Jackson, Second Team
2014 Jessica Jackson, Honorable Mention
2012 C'eira Ricketts, First Team
2012 C'eira Rickets, Preseason Second Team
2011 C'eira Ricketts, Second Team
2011 Sarah Watkins, Honorable Mention
2009 C'eira Ricketts, Honorable Mention
2008 Brittney Vaughn, Honorable Mention
2007 Lauren Ervin, Second Team
2004 Shameka Christon, Player of the Year
First Team
2003 Shameka Christon, Second Team
2003 India Lewis, Third Team
2002 Dana Cherry, Honorable Mention
Shameka Christon, Honorable Mention
2001 Wendi Willits, Third Team
1999 Karyn Karlin, Second Team
1998 Christy Smith, First Team
1998 Karyn Karlin, Third Team
1997 Karyn Karlin, AP Freshman of the Year
1997 Christy Smith, Honorable Mention

SEC Community Service Team*
2024 Maryam Dauda
2023 Rylee Langerman
2022 Rylee Langerman
2021 Macy Weaver
2020 Grayce Spangler
2019 Bailey Zimmerman
2018 Keiryn Swenson
2017 Devin Cosper
2016 Melissa Wolff
2015 Joey Bailey
2014 Joey Bailey
2013 Erin Gatling
2012 Julie Inman
2011 Ashley Daniels
2010 Ashlea Williams
2009 Charity Ford
2008 Sarah Pfeifer
2007 Sarah Pfeifer
2006 Rochelle Vaughn
2005 Sarah Pfeifer
2004 Rochelle Vaughn
2003 Shameka Christon
2002 India Lewis
2001 Joy Oakley
2000 Karyn Karlin
1999 Carrie Satterfield
*Called SEC Good Works Team until 2004

SEC Sixth Player of the Year
2013 Sarah Watkins, Co-SPOY
2009 Charity Ford

All-SEC (CollegeSportsMadness.com)
2016 Jessica Jackson, Preseason Third Team
2016 Kelsey Brooks, Preseason Second Team
2016 Jessica Jackson, Player of Week, Jan. 18
2015 Jessica Jackson, Fourth Team
2015 Jessica Jackson, Preseason Third Team
2013 Sarah Watkins, Fourth Team
2013 Sarah Watkins, Preseason Second Team
2012 C'eira Rickets, Second Team
2012 C'eira Rickets, Preseason First Team
2012 Sarah Watkins, Preseason Second Team
2012 Sarah Watkins, Fourth Team
2012 Ashley Daniels, Preseason Second Team
2012 Tom Collen, Coach of the Year

All-SEC Tournament Team
2019 Chelsea Dungee
2003 Shameka Christon
2002 Shameka Christon

SEC Player of the Week
2024 Taliah Scott, Nov. 21 (freshman)
Taliah Scott, Nov. 28 (freshman)
Taliah Scott, Dec. 5 (freshman)
Taliah Scott, Dec. 12 (freshman)
Taliah Scott, Dec. 26 (freshman)
2023 Saylor Poffenbarger, Nov. 30 (freshman)
Saylor Poffenbarger, Dec. 7 (freshman)
Saylor Poffenbarger, Dec. 21 (freshman)
Saylor Poffenbarger, Jan. 11 (freshman)
Saylor Poffenbarger, Jan. 18 (freshman)
2022 Amber Ramirez, Feb. 1 (CoPOW)
Samara Spencer, Nov. 16 (freshman)
Samara Spencer, Jan. 25 (freshman)
Samara Spencer, Feb. 1 (freshman)
Samara Spencer, Feb. 15 (freshman)
Jersey Wolfenbarger, Nov. 30 (freshman)
2021 Chelsea Dungee, Dec. 8
Chelsea Dungee, Feb. 2
2020 Makayla Daniels, Nov. 18 (freshman)
2017 Jailyn Mason, Nov. 29 (freshman)
Jailyn Mason, Jan. 17 (freshman)
2015 Kelsey Brooks, Dec. 1 and Dec. 15
McKinley Bostad, Jan. 19 (freshman)
Jessica Jackson, Feb. 16 (CoPOW)
2014 Jessica Jackson, Nov. 25 (freshman)
Jessica Jackson, Dec. 9 (freshman)
Jessica Jackson, Jan. 20 (freshman)
2013 Keira Peak, Nov. 26
2012 C'eira Ricketts, Nov. 11
Sarah Watkins, Jan. 16
Calli Berna, Feb. 6 (freshman)
2011 C'eira Ricketts, Dec. 5 and Dec. 19
Sarah Watkins, Jan. 10
Keira Peak, Feb. 20 (freshman)
2010 Quistelle Williams, Feb. 14 (freshman)
2009 C'eira Ricketts, Five Times (freshman)*
Nov. 24, Jan. 19, Jan. 26, Feb. 9 and Feb. 16
Charity Ford, Feb. 23
2008 Lauren Ervin, Dec. 2 and Dec. 30
2007 Brittney Vaughn, Dec. 18
Donica Cosby, Nov. 27 (freshman)
2006 Whitney Jones, Nov. 21 (freshman)
2004 Shameka Christon, Jan. 12 and Feb. 2 (CoPOW)
2003 Shameka Christon, Jan. 13
India Lewis, Nov. 25
2001 Wendi Willits, Jan. 22
2000 Karyn Karlin, Feb. 7
Dana Cherry, Dec. 13
1998 Christy Smith, Jan. 12
1995 Christy Smith, Jan. 30
1994 Kimberly Wilson, Rookie of the Week
1992 Sha Hopson, Jan. 13
*Ties SEC Record

ALL-SOUTHWEST CONFERENCE HONORS

The All-Southwest Conference Team selected by the league coaches was composed of five players from 1983-86. Starting in 1987, two five-player teams were chosen. In 1988, an academic team, co-sponsored by GTE, was started.

1991
Delmonica DeHorney, First Team, Player of the Year
Amber Nicholas, First Team, Academic Team
Blair Savage, Second Team
Sha Hopson, All-Newcomer Team

1990
Delmonica DeHorney, First Team, Player of the Year
Juliet Jackson, Second Team
Amber Nicholas, Second Team, Academic Team
Sue Pack, Academic Team
John Sutherland, Coach of the Year

1989
Shelly Wallace, First Team
Juliet Jackson, Second Team
John Sutherland, Coach of the Year

1988
Shelly Wallace, First Team
Delmonica DeHorney, Second Team, Newcomer of the Year
Cindy Daley, Academic Team

1987
Tracy Webb, First Team
Monica Brown, Second Team

1986
John Sutherland, Coach of the Year

1985
Bettye Fiscus, All-Conference

1984
Amanda Holley, All-Conference

1983
Bettye Fiscus, All-Conference

1982
Bettye Fiscus, All-Conference
Kim Bunge, All-Conference

All-SWC Tournament Team

1991	Amber Nicholas, MVP
	Delmonica DeHorney
	Sha Hopson
1989	Lisa Martin
	Shelly Wallace
1987	Tracy Webb
	Bronwyn Wynn
1985	Bettye Fiscus
1984	Amanda Holley
1983	Bettye Fiscus

SWC Player of the Week
Player of the Week honors started in 1986-87

1991	Delmonica DeHorney, Jan. 14 & Feb. 21
	Blair Savage, Dec. 17
1990	Delmonica DeHorney, Jan. 9, Feb. 6 (Co) & Feb. 27
	Amber Nicholas, Feb. 13 (Co)
	Blair Savage, Jan. 23
1989	Shelly Wallace, Dec. 13, Dec. 20 & Feb. 21
1988	Shelly Wallace, Feb. 16, Feb. 23 & March 7
1987	Bronwyn Wynn, Jan. 27
	Tracy Webb, Feb. 17
	Monica Brown, Feb. 24

SWC All-Decade Team
Selected on the 10th anniversary of women's championships in the Southwest Conference

First Team	Delmonica DeHorney
Second Team	Bettye Fiscus
	Shelly Wallace

SWC HALL OF FAME

The Texas Sports Hall of Fame (TSHOF), in conjunction with the Arkansas Sports Hall of Fame and the Little Rock Touchdown Club, announced the selection of Bettye Fiscus into its 2015 class of inductees for the Southwest Conference Hall of Fame.

As the first female athlete inducted into the Arkansas Sports Hall of Honor in 1994, Bettye Fiscus set the definition by which all other Arkansas women's basketball players are judged. She was the first player to score over 1,000 points in a career and broke the school record in only two seasons. She went on to become the only Razorback women's basketball player with over 2,000 points, and until Razorback All-American Todd Day in the early 1990s, Fiscus was the University's all-time leading scorer. She averaged 18.5 points per game during her career and was a Wade Trophy Award finalist, an award given to the nation's top women's player. Her jersey number – No. 5 – was the first to be retired by the University of Arkansas – male or female – and was placed in the trophy case and the rafters of Barnhill Arena. In 2015 during a special ceremony, a banner was raised in her honor in Bud Walton Arena, the current home of Razorback Basketball. She still holds 12 Arkansas overall individual records including total points, career scoring average, field goals and free throws and eight class records. When she completed her career, she not only was the all-time leading scorer, but the leader in rebounds as well with 785.

Administrator Bev Lewis was inducted in 2016 followed by player Amber Nicholas Shirey, the current director of basketball operations, in 2017.

NCAA WOMAN OF THE YEAR



AMBER NICHOLAS
1992 STATE WINNER



BLAIR SAVAGE
1993 STATE WINNER

CHRISTY SMITH
1998 STATE WINNER

Started in 1991 to recognize female athletes, the NCAA Woman of the Year program showcases individuals who have been standouts in athletics, academics and community service.

The Razorback women's basketball team has three university and statewide selections in the NCAA Woman of the Year program.

The University of Arkansas has produced 10 of the first 11 Women of the Year for the state, including the first top 10 national finalist for the state of Arkansas –– track and field All-American Jessica Dailey.

Each NCAA member institution selects its university-wide Woman of the Year. Those nominations are forwarded to the state level where a panel of journalists and NCAA officials vote to select a representative for the state at the national level. These 51 state Women of the Year are honored at the NCAA Woman of the Year banquet where a top 10 and a single National Woman of the Year are chosen.

OTHER HONORS

NCAA Woman of the Year
Christy Smith, 1998
State of Arkansas and National Finalist
Blair Savage, 1993
State of Arkansas and National Finalist
Amber Nicholas, 1992
State of Arkansas and National Finalist

NCAA Postgraduate Scholarship
Amber Nicholas, 1992–93

Wade Trophy
Shameka Christon, 2004 finalist
Amber Nicholas, 1992 nominee
Delmonica DeHorney, 1991 finalist
Bettye Fiscus, 1985 finalist

Naismith Award
Shameka Christon, 2003 ballot, 2004 finalist
Christy Smith, 1997 ballot
Christy Smith, 1996 finalist
Delmonica DeHorney, 1991 finalist

Wooden Award
Chelsea Dungee, 2021 National Ballot
Shameka Christon, 2004 finalist

Nancy Lieberman Award
Destiny Slocum, 2021, Watch List
Calli Berna, 2014, Watch List

Ann Meyers Drysdale Award
Chelsea Dungee, 2021, Finalist
Chelsea Dungee, 2020, Watch List

Katrina McClain Award
Erynn Barnum, 2023 Midseason Top 10

Ed Steitz Award
Wendi Willits, 1999

Senior CLASS Award Nominee
Destiny Slocum, 2021
Jessica Jackson, 2017

ESPN Three-Point Contest
Ambeer Ramirez, 2022
Chelsea Dungee, 2021
Wendi Willits, 2001

Sports Illustrated Player of the Week
Delmonica DeHorney, March 1, 1990

National Coach of the Year
Gary Blair, Basketball Times, 1995
Women's BB News Service, 1995

USA Basketball Team Trials
Aaliyah Wilson, 2017
C'eira Ricketts, 2009
Shameka Christon, 2009
Ruby Vaden, 2003
Danielle Allen, 2003
Shameka Christon, 2001, 2002
Christy Smith, 1997
Shaka Massey, 1996

U19 WORLD CHAMPIONSHIP
Jersey Wolfenbarger, 2021 (Gold Medal)
C'eira Ricketts, 2009

USA Junior National Team
Jersey Wolfenbarger, 2021 (FIBA U19 Gold Medal)
Saylor Poffenbarger, 2019 (FIBA U16 Gold Medal)
Shameka Christon, 2001 (FIBA Jr World Bronze Medal)

USA Young Women's Team
Ruby Vaden, 2003 team alternate
Shameka Christon, 2002 (COPABA Gold Medal)

World University Games
Christy Smith, 1997 (Gold Medal)

Olympic Festival Team
Gary Blair, 1996, North Team (head coach)
Christy Smith, 1995, North Team
Sha Hopson, 1991, South Team

USA Select Team Trials
Shameka Christon, 2009
Marsha Lackey-Vining, 1978
Debbie Roe, 1978

Jones Cup
Gary Blair, 1996 (Assistant Coach)

Bell Atlantic Scholar-Athlete Award
Amber Nicholas, 1990

Entergy Postgraduate Scholarship
Blair Savage, 1993

WBCA Robin Roberts Award
Brittney Vaughn, 2008

WBCA/Honda All-Star Challenge
Christy Smith, 1998 (Selected, did not play due to Final Four)

Athletes in Action (College)
Sytia Messer, 1997 (Europe)
Kimberly Wilson, 1995 (Africa)
Cheryl Orcholski, 1983 (South America)
John Sutherland, 1983 (Asstistant Coach, Asia)

Athletes in Action (Pro)
Karyn Karlin, 2000 and 2001 (USA Tour Team)
Christy Smith, 1998 and 2000 (USA Tour Team)
Sytia Messer, 1999 (USA Tour Team)

Athletic International Ministries
Karyn Karlin, 1999, Collegiate Athlete of the Year
Christy Smith, 1998, Collegiate Athlete of the Year

WBCA Good Works Nominee
Melissa Wolff, 2015–16

McDonald's HS All-America
Neighbors Era
Taliah Scott
Jersey Wolfenbarger
Maryam Dauda
Sasha Goforth
Destiny Slocum
Amber Ramirez

Lauren Ervin
Brittany Vaughn
Aaliyah Wilson

CollegeSports360.com Primetime Performer Honor Roll
Sarah Watkins, Jan. 25, 2012

WBCA Spalding Maggie Dixon DI
Rookie Coach of the Year Finalist
Jimmy Dykes, 2015

WNBA Camp
Jessica Jackson, 2017
Lauren Ervin, 2009
Brittney Vaughn, 2008
Shameka Christon, 2004
Amy Wright, 2002
Wendi Willits, 2001
Karyn Karlin, 2000
Christy Smith, 1998
Kimberly Wilson, 1997

Calli Berna's (2011-15) high school jersey (Fayetteville #14) hung from the rafters of the Women's Basketball Hall of Fame in Knoxville, Tenn.

Delmonica DeHorney (left) and Bettye Fiscus (right) were honored with their retired banners hung from the rafters in Bud Walton Arena during the 2014-15 season. They are joined by former Senior Women's Administrator Julie Cromer.

ALL TOURNAMENT TEAMS

2023-24
Fort Myers Tip-Off (Fort Myers, Fla.)
Makayla Daniels
West Palm Beach Classic (West Palm Beach, Fla.)
Taliah Scott

2022-23
Paradise Jam (St. Thomas, U.S.V.I.)
Makayla Daniels (MVP)
Chrissy Carr

2020-21
Gulf Coast Showcase (Fort Myers, Fla.)
Chelsea Dungee

2019-20
Bahamas Hoopfest (Nassau, Bahamas)
Chelsea Dungee
Amber Ramirez
Taylah Thomas

2018-19
SEC Tournament (Greenville, S.C.)
Chelsea Dungee
Music City Challenge (Nashville, Tenn.)
Chelsea Dungee

2016-17
Nugget Classic (Reno, Nev.)
Jessica Jackson (MVP)
Alecia Cooley

2014-15
South Point Thanksgiving Shootout (Las Vegas)
Kelsey Brooks (MVP)
Jessica Jackson

2013-14
New Mexico Thanksgiving Tournament (Albuquerque)
Jhasmin Bowen (MVP)
Calli Berna

2012-13
Marriott Waikiki Beach Resort Classic (Honolulu)
Keira Peak (MVP)
Sarah Watkins

2011-12
WBI Tip-Off Classic (Daytona Beach, Fla.)
C'eira Ricketts (MVP)
Sarah Watkins

2010-11
UTEP Thanksgiving Classic (El Paso, Texas)
C'eira Ricketts (Defensive MVP)
Lyndsay Harris
Sarah Watkins

2008-09
Commerce Bank Wildcat Classic
Whitney Jones
C'eira Ricketts
Junkanoo Jam
Lyndsay Harris

2007-08
UTSA Thanksgiving Classic (San Antonio)
Lauren Ervin
Whitney Jones
Blue Sky Holiday Classic (Hanover, N.H.)
Lauren Ervin (MVP)
Brittney Vaughn

2006-07
Hawaiian Airlines Rainbow Wahine Classic (Honolulu)
Donica Cosby

2005-06
Florida International Holiday Classic (Miami)
Kristin Moore
Rochelle Vaughn

2004-05
Flint Hills Resources Holiday Classic (Corpus Christi, Texas)
Kristin Peoples

2003-04
LMU Thanksgiving Classic (Los Angeles)
Shameka Christon (MVP)
Rochelle Vaughn

2002-03
Paradise Jam (St. Thomas, U.S.V.I.)
Shameka Christon
India Lewis
Gene Hackerman (Houston)
India Lewis (MVP)
Shameka Christon

2000-01
Rainbow Wahine Invitational (Honolulu)
Lonniya Bragg
Wendi Willits

1999-00
Princeton Invitational (Princeton, N.J.)
Wendi Willits (MVP)
India Lewis

1998-99
Four in the Fall (San Jose, Calif.)
Karyn Karlin
Arkansas Classic (Fayetteville, Ark.)
Karyn Karlin (MVP)
Wendi Willits

Lady Griz Holiday Classic (Missoula, Mont.)
Karyn Karlin (MVP)
Kamara Stancle
Postseason WNIT
Lonniya Bragg (MVP)
Sytia Messer

1997-98
Arkansas Dial Classic VII (Fayetteville, Ark.)
Karyn Karlin (MVP)
Sytia Messer
NCAA West Regional (Oakland, Calif.)
Sytia Messer (MVP)
Treva Christensen
Christy Smith

1996-97
Kona Classic (Kona, Hawai'i)
Karyn Karlin
Sytia Messer
Arkansas Dial Classic VI (Fayetteville, Ark.)
Christy Smith (MVP)
Shaka Massey
Kimberly Wilson

1995-96
Women's Preseason NIT (Fayetteville, Ark.)
Christy Smith
Kimberly Wilson
Arkansas Dial Classic V (Fayetteville, Ark.)
Christy Smith (MVP)
Kelly Johnson
Kimberly Wilson
Dr. Pepper Holiday Classic (Waco, Texas)
Christy Smith (MVP)
Kelly Johnson (All-Tournament and Hustle Award)
Kimberly Wilson
NWIT (Amarillo, Texas)
Kimberly Wilson

1994-95
United States Olympic Festival
Christy Smith
7-Up/Desert Classic (Las Vegas)
Kimberly Wilson (MVP)
Stephanie Bloomer
Arkansas Dial Classic IV (Fayetteville, Ark.)
Kelly Johnson (MVP)
Christy Smith
Kimberly Wilson
FIU Sun & Fun Tournament (Miami)
Stephanie Bloomer

1993-94
Rainbow Wahine Classic (Honolulu)
Stephanie Bloomer
Arkansas Dial Classic III (Fayetteville, Ark.)
Shea Henderson (MVP)
Stephanie Bloomer

1992-93
Arkansas Dial Classic II (Fayetteville, Ark.)
Shea Henderson (MVP)
Angela Davis
Blair Savage

1991-92
Arkansas Dial Classic (Fayetteville, Ark.)
Amber Nicholas (MVP)
Angela Davis
Blair Savage
Lady Cougar Invitational (Houston)
Sha Hopson

1990-91
Arkansas Thanksgiving Tournament (Fayetteville, Ark.)
Delmonica DeHorney (Co-MVP)
Amber Nicholas
Christi Willson
Washington State Dial Classic (Pullman, Wash.)
Amber Nicholas (MVP)
Delmonica DeHorney
Sally Moore
Blair Savage
Bell Atlantic Holiday (Piscataway, N.J.)
Amber Nicholas
NCAA Midwest Regional (Austin, Texas)
Delmonica DeHorney

1989-90
Arkansas Thanksgiving Tournament (Fayetteville, Ark.)
Juliet Jackson (Co-MVP)
Sally Moore (Co-MVP)
Blair Savage
Arizona State Dial Classic (Tempe, Ariz.)
Amber Nicholas (MVP)
Delmonica DeHorney
Juliet Jackson
NCAA West Regional (Athens, Ga.)
Delmonica DeHorney

1988-89
Auburn Dial Classic (Auburn, Ala.)
Shelly Wallace
Ladyjack (SFA) Dial Classic (Nacagdoches, Texas)
Shelly Wallace

1986-87
BG Bank Invitational (Bowling Green, Ky.)
Lanell Dawson
NWIT (Amarillo, Texas)
Tracy Webb (MVP)
Monica Brown
Lanell Dawson

1985-86
Lady Rebel Dial Classic (Oxford, Miss.)
Debra Williams

1983-84
Minnesota Dial Classic (Minneapolis, Minn.)
Bettye Fiscus
Amanda Holley

1982-83
Lady Razorback Invitational (Fayetteville, Ark.)
Bettye Fiscus (MVP)

1981-82
Lady Razorback Invitational (Fayetteville, Ark.)
Bettye Fiscus (MVP)
Northern Lights Invitational (Anchorage, Alaska)
Bettye Fiscus

1980-81
Lady Razorback Invitational (Fayetteville, Ark.)
Kim Bunge, MVP

CONFERENCE, NATIONAL LEADERS

Individual -- NCAA Division I

1995	Christy Smith, Free Throw Percentage	89.9

Team -- NCAA Division I

1991	Field Goal Percentage	52.3

Individual -- SEC

2024	Saylor PoffenbargerDefensive Rebounds/Game	9.4
	Taliah Scott, Minutes/Game	36.4
2023	Samara Spencer, Assists	154
	Chrissy Carr, 3-Pointers Made	86
	Chrissy Carr, 3-Point Attempts	255
2021	Chelsea Dungee, Points Per Game	22.3
	Chelsea Dungee, Free Throws Made	6.6
	Amber Ramirez, 3-Point Percentage	43.5
2020	Amber Ramirez, 3-Pointers Made	50
	Amber Ramirez, 3-Point Percentage	46.3
2019	Chelsea Dungee, Free Throws Made	6.2
2013	Calli Berna (all games), Assist/TO Ratio	2.85
2012	Sarah Watkins (tie), Blocks	2.5 bpg
	Ashley Daniels, Offensive Rebounds	3.3 orpg
2011	Lyndsay Harris, 3-Pointers Made	81/2.8 per
2004	Shameka Christon, Scoring	611 pts/21.8 ppg
2002	India Lewis, 3-Pointers Made	89/2.8 per
1999	Wendi Willits, 3-Point Percentage	46.0
	Wendi Willits, 3-Pointers Made	104/3.2 per
1996	Kimberly Wilson, 3-Point Percentage	46.4
1995	Christy Smith, Free Throw Percentage	89.9

Team -- SEC

2024	3-Pointers/Game	8.7
	3-Point Attempts/Game	29.4
	Turnovers/Game	12.7
2023	3-Point Attempts/Game	27.2
2022	Assist/TO Ratio	1.12
	3-Point Attempts	810
	3-Pointers/Game	8.1
2022	Turnover Margin	4.53
2021	Scoring Offense	82.3
	3-Point Percentage	38.9
	3-Pointers Made	9.5
	TO Margin	+6.4
2014	Scoring Defense (all games)	54.1 ppg
	TO Margin (all games)	+6.13
	Assist/TO ratio (all games)	1.14
2013	TO Margin (SEC games)	+4.94
2005	Steals	833/12.52 per game
2000	3-Point Percentage	38.2
1996	3-Point Percentage Defense	28.1
1995	Free Throw Percentage	77.0
1993	3-Point Percentage Defense	23.9

IN THE PROS

Chelsea Dungee with Dallas Wings

Destiny Slocum with Las Vegas Aces

Amber Ramirez with Mexican League (2022 Rookie of the Year)



Wendi Willits with Los Angles Sparks

Christy Smith with Charolette Sting

Brittney Vaughn with Minnesota Lynx

Celia Anderson
Alexander the Great (Greece), 2001

Lonniya Bragg
Atlanta Flame (WBCBL), 2006 [MVP, 2006]
Sundsvall Saints (Sweden), 2008

Dana Cherry
Charlotte Sting (WNBA)
(23rd pick overall; 2nd round, 2003 draft)

Treva Christensen
Insolo (Finland), 2002

Shameka Christon
New York Liberty (WNBA), 2004–2009
(5th pick overall, 1st round,
2004 draft, WNBA All-Star Team, 2009)
Chicago Sky (2010–11)
San Antonio Stars (2012–2014)
Phoenix Mercury (2015–16)
Elizur Ramla (Israel D. I), 2004–05
Rivas Futura (Spain), 2006
Hondarribia–Irun (Spain), 2008
Orenburg (Russia), 2009

Alecia Cooley
Herner TC (Germany), 2017–18

Ashley Daniels
Freiburg (Sweden), 2012
Mark Basket (Sweden), 2013
ZTE KKK (Hungary), 2016–17

Delmonica DeHorney
Japan Air Lines, 1991

Chelsea Dungee
Dallas Wings (WNBA)
(5th pick overall, 1st round, 2021 draft)
Sydney Uni Flames (Australian WNBL)
2020–21

Lauren Ervin
Connecticut Sun (WNBA), 2008–09
(37th pick overall, 3rd round, 2008 draft)
Sundsvall Saints (Sweden), 2009
Phoenix Mercury
Faenza (Italy), 2010–11
Washington Mystics
Ceyhan Bid (Turkey)
Leonas De Ponce (Puerto Rico)

Lyndsay Harris
Hondarribia (Hondarribia, Spain), 2013

Jessica Jackson
Los Angeles Sparks (WNBA), 2017 camp
Bellinzona (Switzerland), 2017–18
PAOK (Greece), 2018–19 (Forward of the Year)
Elitzur Holon (Israel), 2019–20
Edremit (Turkey), 2020
Chania (Greece), 2020–21
Basket Costa (Italy), 2021–22
Polonia Warsawa (Poland & EWBL), 2022–23
Manati (Puerto Rico), 2022–23
Elitzur Ramla (Israel), 2023–24
Hatay (Turkey), 2023–24
Fuerza Regia (Mexico), 2024–pres.

Whitney Jones
Volsun KP Brno (ZBL)
Gesam Gas Le Mura Lucca (Italy)
Bursa BSB (Turkey)
Evo New Basket Oberhausen (Germany)

Karyn Karlin
BC Nokia (Finland), 2001
Calais (France), 2001
Birmingham Power (ABL), 2002
Miami Sol (WNBA), 2002 camp

India Lewis
BL Levy (Holland), 2004

Shaka Massey
Charlotte Sting (WNBA), 2000
(59th pick overall; 4th round, 2000 draft)

Raven Northcross-Baker
Vellaznimi (Kosovan Superleague), 2020
Kraljevo (Serbian 1 ZLS), 2021–22
Loko Trutnov (Czech Republic), 2022–23

Cheryl Orcholski
Columbus Minks (WBA), 1984
(40th pick of 1984 draft)

Keira Peak
PeKa (Finland), 2014

C'eira Ricketts
Phoenix Mercury (WNBA), 2012
(24th pick overall; 2nd round, 2012 draft)

Destiny Slocum
Las Vegas Aces (WNBA)
(14th pick overall; 2nd round, 2021 WNBA Draft)
Atlanta Dream (WNBA), 2022
Botas A (Turkey), 2022
UNI Gyor (Hungary), 2023–24

Amber Ramirez
Fuerza Regia Femenil (Mexican LNBPF), 2022 (Rookie of the Year)

Christy Smith
Charlotte Sting (WNBA), 1998–99
(17th pick overall; 2nd round, 1998 draft)

Alexis Tolefree
Prishtina (Kosovan Superleague), 2020
Olympiacos (Greek A1), 2021–22
Elitzur Holon (Israel), 2022–23
Adelitas de Chihuahua (Mexico–LNBPF), 2023
Hatay (Turkey), 2023–24

Brittney Vaughn
Minnesota Lynx (WNBA), 2008
Visby (Sweden), 2008–09

Rochelle Vaughn
Dallas Lady Diesel (WBCBL), 2006
Russia, 2008–09

Sarah Watkins
Slovanka MB (Czech Republic), 2013

Wendi Willits
Los Angeles Sparks (WNBA), 2001 (WNBA Champion)

Amy Wright
Detroit Shock (WNBA), 2002



Chelsea Dungee was drafted in the first round as the fifth overall pick to the Dallas Wings in 2021, tying for the highest drafted player in Arkansas WBB history.

IN THE CLASSROOM

COSIDA ACADEMIC ALL-AMERICA

2007–08	Sarah Pfeifer, National Ballot
2006–07	Sarah Pfeifer, National Ballot
2005–06	Kristin Peoples, Third Team
2004–05	Kristin Peoples, National Ballot
1990–91	Amber Nicholas, Second Team
1989–90	Amber Nicholas, Third Team

COSIDA ACADEMIC ALL-DISTRICT

2022–23	Rylee Langerman, First Team
2017–18	Keiryn Swenson, First Team
2012–13	Calli Berna, First Team
2007–08	Sarah Pfeifer, First Team
	Brittney Vaughn, Second Team
2006–07	Sarah Pfeifer, First Team
2005–06	Kristin Peoples, First Team
2004–05	Kristin Peoples, First Team
	Sarah Pfeifer, Second Team
1990–91	Amber Nicholas, First Team
	Sally Moore, Second Team

SEC ACADEMIC HONOR ROLL

YEAR	NAME	MAJOR
1991–92	Amber Nicholas	Kinesiology
1991–92	Blair Savage	Secondary Education–Math
1992–93	Angela Davis	Secondary Education–English
1992–93	Blair Savage	Secondary Education–Math
1995–96	Christy Smith	Exercise Sciences
1996–97	Kimberly Wilson	Education
1996–97	Christy Smith	Exercise Sciences
1996–97	Shaka Massey	Education
1996–97	Carrie Parker	Journalism
1996–97	Taqueta Roberson	Education
1996–97	Tiffany Wright	Broadcast Journalism
1997–98	Karyn Karlin	Exercise Sciences
1997–98	Carrie Satterfield	Kinesiology/K–12
1997–98	Christy Smith	Exercise Sciences
1997–98	Tiffany Wright	Broadcast Journalism
1998–99	Karyn Karlin	Exercise Sciences
1998–99	Wendi Willits	Exercise Sciences
1999–00	Amy Wright	Marketing
1999–00	Wendi Willits	Exercise Sciences
1999–00	Brandi Whitehead	Exercise Sciences
1999–00	Karyn Karlin	Exercise Sciences
1999–00	Celia Anderson	Communications
2000–01	Wendi Willits	Exercise Sciences
2000–01	Celia Anderson	Communications
2001–02	Celia Anderson	Communications
2001–02	Wendi Willits	Kinesiology
2001–02	Shanna Harmon	Communications
2002–03	India Lewis	Marketing
2002–03	Shanna Harmon	Communications
2003–04	Kristin Peoples	Biology
2003–04	Sarah Pfeifer	Industrial Engineering
2003–04	April Seggebruch	Marketing
2003–04	Rochelle Vaughn	Communications
2004–05	Sarah Pfeifer	Industrial Engineering
2004–05	Sarah Pfeifer	Industrial Engineering
2004–05	April Seggebruch	Marketing
2004–05	Rochelle Vaughn	Communications
2004–05	Kristin Peoples	Biology
2004–05	Melissa Hobbs	Kinesiology
2004–05	Adrienne Bush	Information Systems
2005–06	Leslie Howard	Psychology
2005–06	Sarah Pfeifer	Industrial Engineering
2005–06	Kristin Peoples	Biology
2005–06	Melissa Hobbs	Kinesiology
2005–06	Brittney Vaughn	Journalism
2006–07	Brittney Vaughn	Journalism
2006–07	Leslie Howard	Psychology
2006–07	Sarah Pfeifer	Industrial Engineering
2007–08	Sarah Pfeifer	Recreation
2007–08	Brittney Vaughn	Journalism
2008–09	Ashlea Williams	Kinesiology
2008–09	Ayana Brereton	Sociology
2008–09	Brittney Richardson	Kinesiology
2009–10	Brittney Richardson	Kinesiology
2009–10	Ashlea Williams	Biology
2010–11	Julie Inman	Biology
2010–11	Sarah Watkins	Kinesiology
2011–12	Erin Gatling	Kinesiology
2011–12	Julie Inman	Biology
2011–12	Lyndsay Harris	Criminal Justice
2011–12	C'eira Ricketts	Kinesiology
2012–13	Joey Bailey	Journalism
2012–13	Calli Berna	Broadcast Journalism
2013–14	Joey Bailey	Journalism
2013–14	Calli Berna	Broadcast Journalism
2013–14	Ana–Carolota Faussurier	Psychology
2013–14	Melissa Wolff	Exercise Science
2014–15	Joey Bailey	Master's Business Admin
2014–15	Calli Berna	Journalism
2014–15	Jhasmin Bowen	Marketing
2014–15	Kelsey Brooks	Rec. & Sports Management
2014–15	Melissa Wolff	Kinesiology
2015–16	Melissa Wolff	Kinesiology
2015–16	Kelsey Brooks	Rec. & Sports Management
2016–17	Devin Cosper	Communication
2016–17	Malica Monk	Recreation and Sport Management
2016–17	Keiryn Swenson	Accounting
2016–17	Bailey Zimmerman	Apparel Merchandising/ Production Development
2017–18	Malica Monk	Recreation and Sport Management
2017–18	Sydney Stout	Marketing
2017–18	Keiryn Swenson	Accounting
2017–18	Bailey Zimmerman	Apparel Merchandising/ Production Development
2018–19	Malica Monk	Recreation and Sport Management
2018–19	Grayce Spangler	Journalism
2018–19	Sydney Stout	Marketing
2018–19	Keiryn Swenson	Accounting
2018–19	Taylah Thomas	Public Health
2018–19	Macy Weaver	Supply Chain Management
2018–19	Bailey Zimmerman	Apparel Merchandising
2019–20	Taylah Thomas	Public Health
2019–20	Grayce Spangler	Journalism
2019–20	Macy Weaver	Supply Chain Management
2020–21	Makayla Daniels	Rec & Sport Management
2020–21	Avery Hughes	Public Health
2020–21	Jailyn Mason	Communication
2020–21	Destinee Oberg	Psychology
2020–21	Grayce Spangler	Journalism
2020–21	Taylah Thomas	Public Health
2020–21	Macy Weaver	Supply Chain Management
2021–22	Rylee Langerman	Biology
2021–22	Makayla Daniels	Recreation & Sport Management
2021–22	Avery Hughes	Nursing
2022–23	Maryam Dauda	Marketing
2022–23	Emrie Ellis	Recreation & Sport Management
2022–23	Sasha Goforth	Human Development & Family Science
2022–23	Avery Hughes	Nursing
2022–23	Rylee Langerman	Biology: Pre–Med
2022–23	Samara Spencer	Recreation & Sport Management
2023–24	Makayla Daniels	Human Resources
2023–24	Emrie Ellis	Human Resources/Workforce Development
2023–24	Sasha Goforth	Human Development/Family Sciences

SEC FIRST-YEAR ACADEMIC HONOR ROLL

YEAR	NAME	MAJOR
1993–94	Kimberly Wilson	Education
2005	Brittney Vaughn	Journalism
2008	Brittney Richardson	Kinesiology
2008	Ashlea Williams	Biology
2008–09	Julie Inman	Undecided
2009–10	Brittney Richardson	Kinesiology
2009–10	Ashlea Williams	Biology
2010–11	Julie Inman	Biology
2010–11	Sarah Watkins	Kinesiology
2011–12	Joey Bailey	Arts and Sciences
2011–12	Calli Berna	Edu. & Health Professions
2011–12	Jhasmin Bowen	Business
2012–13	Dominique Wilson	Kinesiology
2012–13	Melissa Wolff	Kinesiology
2013–14	McKenzie Adams	Exercise Science
2013–14	Kelsey Brooks	Rec. & Sports Management
2013–14	Jessica Jackson	Applied Exercise Science
2013–14	Bria Pitts	Applied Exercise Science
2014–15	McKinley Bostad	Kinesiology
2015–16	Keiryn Swenson	Accounting
2015–16	Devin Cosper	Communication
2016–17	Sydney Stout	Management/Human Resources
2017–18	Grayce Spangler	Journalism: Broadcast
2017–18	Taylah Thomas	Public Health
2017–18	Macy Weaver	Supply Chain Management
2019–20	Makayla Daniels	Recreation & Sport Management
2019–20	Avery Hughes	Nursing
2019–20	Destiny Oberg	N/A
2019–20	Ginger Reece	N/A
2020–21	Rylee Langerman	Biology
2020–21	Destiny Slocum	Rec & Sport Management
2021–22	Maryam Dauda	International Business
2021–22	Emrie Ellis	Sports Management
2021–22	Sasha Goforth	Human Development & Family Science
2021–22	Ashlyn Sage	Psychology
2021–22	Samara Spencer	Rec & Sport Management
2022–23	Karley Johnson	Family Science
2022–23	Loren Lindsey	Finance
2022–23	Saylor Poffenbarger	Communications
2023–24	Loren Lindsey	Finance

ARKANSAS ACADEMIC CHAMPIONS (4.00)

YEAR	NAME	MAJOR
Fall 1989	Sally Moore	Kinesiology
Fall 1989	Amber Nicholas	Kinesiology
Spring 1990	Sally Moore	Kinesiology
Spring 1990	Amber Nicholas	Kinesiology
Spring 1991	Amber Nicholas	Kinesiology
Fall 1991	Amber Nicholas	Kinesiology
Fall 2000	Sarah Lundberg	Marketing
Spring 2001	Sarah Lundberg	Marketing
Spring 2003	Sarah Pfeifer	Industrial Engineering
Fall 2003	Sarah Pfeifer	Industrial Engineering
Spring 2004	Kristin Peoples	Biology
Spring 2004	Sarah Pfeifer	Industrial Engineering
Fall 2004	Kristin Peoples	Biology
Fall 2004	Sarah Pfeifer	Industrial Engineering
Spring 2005	Kristin Peoples	Biology
Spring 2005	Sarah Pfeifer	Industrial Engineering
Spring 2006	Melissa Hobbs	Kinesiology
Spring 2006	Kristin Peoples	Biology
Spring 2006	Rochelle Vaughn	Recreation
Fall 2006	Sarah Pfeifer	Industrial Engineering
Fall 2006	Brittney Vaughn	Broadcast Journalism
Spring 2008	Sarah Pfeifer	Recreation
Spring 2011	Ashlea Williams	Kinesiology
Spring 2012	Julie Inman	Biology
Fall 2012	Melissa Wolff	Exercise Science
Spring 2013	Julie Inman	Biology
Spring 2013	Calli Berna	Journalism
Fall 2013	Joey Bailey	Journalism
Spring 2014	Melissa Wolff	Exercise Science
Fall 2014	Melissa Wolff	Exercise Science
Spring 2015	Calli Berna	Journalism
Spring 2015	Melissa Wolff	Kinesiology
Fall 2015	Kelsey Brooks	Rec. & Sport Management
Fall 2015	Keiryn Swenson	Accounting
Spring 2016	Keiryn Swenson	Accounting
Spring 2016	Melissa Wolff	Exercise Science
Fall 2016	Keiryn Swenson	Accounting
Spring 2017	Sydney Stout	Management
Spring 2017	Keiryn Swenson	Accounting
Spring 2017	Bailey Zimmerman	Pre–Business
Fall 2017	Brenna McClure	Social Work
Fall 2017	Sydney Stout	Management
Fall 2017	Keiryn Swenson	Accounting
Spring 2018	Sydney Stout	Management
Spring 2018	Keiryn Swenson	Accounting
Fall 2018	Sydney Stout	Management
Fall 2018	Keiryn Swenson	Accounting
Spring 2019	Sydney Stout	Management
Spring 2019	Keiryn Swenson	Accounting
Spring 2019	Taylah Thomas	Public Health
Spring 2019	Bailey Zimmerman	Apparel Merch/Production
Fall 2019	Avery Hughes	Nursing
Spring 2020	Avery Hughes	Nursing
Spring 2020	Taylah Thomas	Public Health
Spring 2020	Amber Ramirez	N/A
Fall 2020	Avery Hughes	Nursing
Fall 2020	Rylee Langerman	Biology
Spring 2021	Rylee Langerman	Biology
Fall 2021	Avery Hughes	Nursing
Spring 2022	Rylee Langerman	Biology
Fall 2022	Sasha Goforth	Human Development & Family Science
Fall 2022	Avery Hughes	Nursing
Fall 2022	Rylee Langerman	Biology
Spring 2023	Sasha Goforth	Human Development & Family Science
Spring 2023	Avery Hughes	Nursing
Spring 2023	Rylee Langerman	Biology

ARKANSAS ATHLETIC DIRECTOR'S LIST (3.5-3.99)

YEAR	NAME	MAJOR
Fall 1989	Blair Savage	Secondary Education
Spring 1990	Sue Pack	NA
Spring 1990	Blair Savage	Secondary Educiation
Fall 1990	Angie Gore	Social Work
Fall 1990	Sally Moore	Kinesiology
Fall 1990	Amber Nicholas	Kinesiology
Spring 1991	Angela Gore	Social Work
Spring 1991	Sally Moore	Kinesiology
Fall 1991	Angela Davis	Secondary Education
Spring 1993	Angela Davis	Secondary Education
Spring 1994	Tracy Eaton	Kinesiology
Fall 1995	Carrie Parker	Journalism
Spring 1996	Kimberly Wilson	Kinesiology
Fall 1996	Carrie Parker	Journalism
Fall 1996	Kimberly Wilson	Kinesiology
Spring 1997	Carrie Parker	Journalism
Spring 1997	Kimberly Wilson	Exercise Science
Spring 1997	Tiffany Wright	Broadcast Journalism
Fall 1997	Tiffany Wright	Broadcast Journalism
Fall 1998	Wendi Willits	Exercise Science
Spring 1998	Wendi Willits	Exercise Science
Spring 1998	Tiffany Wright	Broadcast Journalism
Spring 2002	India Lewis	Marketing
Spring 2002	Cara Wright	Liberal Arts
Spring 2003	Rochelle Vaughn	Communications
Spring 2003	Brooke Lawrence	N/A
Fall 2003	Kristin Peoples	Biology
Fall 2003	Rochelle Vaughn	Communications
Spring 2004	Melissa Hobbs	Kinesiology
Spring 2004	April Seggebruch	Marketing
Spring 2004	Sheree Thompson	Kinesiology

IN THE CLASSROOM

Fall 2004	Melissa Hobbs	Kinesiology
Spring 2005	Melissa Hobbs	Kinesiology
Fall 2005	Melissa Hobbs	Kinesiology
Fall 2005	Kristin Peoples	Biology
Fall 2005	Sarah Pfeifer	Industrial Engineering
Spring 2006	Brittney Vaughn	Journalism
Spring 2007	Ayana Brereton	Sociology
Spring 2007	Sarah Pfeifer	Recreation
Spring 2007	Brittney Vaughn	Journalism
Fall 2007	Sarah Pfeifer	Recreation
Fall 2007	Brittney Vaughn	Journalism
Spring 2008	Brittney Richardson	Kinesiology
Fall 2008	Brittney Richardson	Kinesiology
Spring 2009	Julie Inman	Pre-Med
Spring 2009	Brittney Richardson	Kinesiology
Fall 2009	Skye Rees	Childhood Development
Fall 2009	Brittney Richardson	Kinesiology
Fall 2009	Ashlea Williams	Biology
Spring 2010	Brittney Richardson	Kinesiology
Fall 2010	Lyndsay Harris	Criminal Justice
Fall 2010	Julie Inman	Biology
Fall 2011	Joey Bailey	Journalism
Fall 2011	Calli Berna	Broadcast Journalism
Fall 2011	C'eira Ricketts	Kinesiology
Spring 2012	Joey Bailey	Journalism
Spring 2012	Calli Berna	Broadcast Journalism
Spring 2012	Jhasmin Bowen	Business
Spring 2012	Erin Gatling	Kinesiology
Fall 2012	Joey Bailey	Journalism
Fall 2012	Calli Berna	Broadcast Journalism
Fall 2012	Erin Gatling	Kinesiology
Fall 2012	C'eira Ricketts	Kinesiology
Spring 2013	Lyndsay Harris	Criminal Justice
Spring 2013	Kelsey Hatcher	Communication
Spring 2013	C'eira Ricketts	Kinesiology
Spring 2013	Erin Gatling	Kinesiology
Spring 2013	Melissa Wolff	Exercise Science
Spring 2013	Ana-Carolota Faussurier	Psychology
Spring 2013	Joey Bailey	Sport Management
Fall 2013	Calli Berna	Broadcast Journalism
Fall 2013	Melissa Wolff	Exercise Science
Spring 2014	McKenzie Adams	Exercise Science
Spring 2014	Calli Berna	Broadcast Journalism
Spring 2014	Kelsey Brooks	Rec. & Sport Management
Fall 2014	Calli Berna	Broadcast Journalism
Fall 2015	Joey Bailey	Sport Management
Fall 2015	Melissa Wolff	Kinesiology
Fall 2015	Bailey Zimmerman	Pre-Business
Fall 2016	Bailey Zimmerman	Pre-Business
Fall 2017	Grayce Spangler	Journalism: Broadcast
Fall 2017	Taylah Thomas	Public Health
Fall 2017	Macy Weaver	Supply Chain Management
Fall 2017	Bailey Zimmerman	Apparel Merch/Production
Spring 2018	Devin Cosper	Communication
Spring 2018	Brenna McClure	Social Work
Spring 2018	Grayce Spangler	Journalism: Broadcast
Spring 2018	Taylah Thomas	Public Health
Spring 2018	Macy Weaver	Supply Chain Management
Fall 2018	Bailey Zimmerman	Apparel Merch/Production
Fall 2019	Taylah Thomas	Public Health
Spring 2020	Erynn Barnum	Rec & Sport Management
Spring 2020	Makayla Daniels	Rec & Sport Management
Spring 2020	Ginger Reece	N/A
Spring 2020	Grayce Spangler	Journalism: Broadcast
Spring 2020	Macy Weaver	Supply Chain Management
Fall 2020	Amber Ramirez	N/A
Fall 2020	Macy Weaver	Supply Chain Management
Spring 2021	Avery Hughes	Nursing
Spring 2021	Jailyn Mason	Journalism: Photog
Spring 2021	Grayce Spangler	Journalism: Broadcast
Fall 2021	Sasha Goforth	Human Development & Family Science
Fall 2021	Rylee Langerman	Biology
Spring 2022	Emrie Ellis	Rec & Sport Management
Spring 2022	Sasha Goforth	Human Development & Family Science
Spring 2022	Avery Hughes	Nursing
Fall 2022	Loren Lindsey	Finance
Spring 2023	Maryn Archer	Psychology
Spring 2023	Makayla Daniels	Master of RESM
Spring 2023	Emrie Ellis	Human Resources

ARKANSAS HONOR ROLL (3.0-3.49)

YEAR	NAME	MAJOR
Spring 1990	Janet Moore	Kinesiology
Fall 1990	Blair Savage	Secondary Education
Spring 1991	Delmonica DeHorney	Psychology
Spring 1991	Blair Savage	Secondary Education
Spring 1992	Stephanie Bloomer	Undecided
Spring 1992	Angela Davis	Secondary Education
Spring 1992	Blair Savage	Secondary Education
Fall 1992	Angela Davis	Secondary Education
Fall 1992	Kelly Johnson	Biology
Fall 1992	Debbie Olivas	Political Science
Fall 1992	Blair Savage	Secondary Education
Fall 1992	Allyson Twiggs	Communication
Spring 1993	Stephanie Bloomer	Undecided
Spring 1993	Kelly Johnson	Biology
Spring 1993	Blair Savage	Secondary Education
Fall 1993	Tracy Eaton	Kinesiology
Fall 1993	Debbie Olivas	Political Science
Fall 1993	Carrie Parker	Pre-Med
Fall 1993	Michelle Thacker	Communication
Spring 1994	Stephanie Bloomer	Criminal Justice
Spring 1994	Debbie Olivas	Criminal Justice
Fall 1994	Christy Smith	Liberal Arts
Spring 1995	Christy Smith	Kinesiology
Fall 1995	Christy Smith	Kinesiology
Fall 1995	Tiffany Wright	Journalism
Spring 1996	Treva Christensen	Business
Spring 1996	Kelly Johnson	Biology
Spring 1996	Roxanne McCrory	Accounting
Spring 1996	Carrie Parker	Journalism
Spring 1996	Christy Smith	Kinesiology
Fall 1996	Karyn Karlin	Pre-PT
Fall 1996	Shaka Massey	Kinesiology
Fall 1996	Roxanne McCrory	Accounting
Fall 1996	Tiffany Wright	Broadcast Journalism
Spring 1997	Karyn Karlin	Pre-PT
Spring 1997	Shaka Massey	Exercise Science
Spring 1997	Christy Smith	Exercise Science
Fall 1997	Carrie Satterfield	Education
Fall 1997	Brandi Whitehead	Exercise Science
Fall 1997	Wendi Willits	Exercise Science
Fall 1998	Treva Christensen	Marketing
Fall 1998	Joy Oakley	Exercise Science
Fall 1998	Carrie Satterfield	Education
Fall 1998	Brandi Whitehead	Exercise Science
Spring 1998	Karyn Karlin	Kinesiology
Spring 1998	Celia Anderson	Liberal Arts
Spring 1998	Treva Christensen	Marketing
Fall 1999	Celia Anderson	Communication
Spring 2000	Celia Anderson	Communication
Spring 2000	Karyn Karlin	Kinesiology
Spring 2000	India Lewis	Business
Spring 2000	Amy Wright	Marketing
Spring 2000	Donesha Williams	Marketing
Fall 2000	Celia Anderson	Communication
Fall 2000	Carla Rhodes	Chemical Engineering
Fall 2000	Wendi Willits	Kinesiology
Spring 2001	Wendi Willits	Exercise Science
Spring 2001	Shameka Christon	Pre-Med
Spring 2001	Shanna Harmon	Communication
Spring 2001	Wendi Willits	Exercise Science
Fall 2001	India Lewis	Marketing
Spring 2002	Dana Cherry	Kinesiology
Spring 2002	Shanna Harmon	Communication
Spring 2003	Lakisha Harper	N/A
Spring 2003	India Lewis	Marketing
Spring 2003	Katrina Nesby	N/A
Fall 2003	Adrienne Bush	Business Systems
Fall 2003	Shanna Harmon	Communications
Fall 2003	Kristin Moore	Business
Spring 2004	Danielle Allen	Communications
Spring 2004	Adrienne Bush	Business Systems
Spring 2004	Shanna Harmon	Communications
Spring 2004	Ruby Vaden	Communications
Spring 2004	Rochelle Vaughn	Communications
Fall 2004	Adrienne Bush	Information Systems
Fall 2004	April Seggebruch	Marking
Fall 2004	Allison Singleton	Accounting
Fall 2004	Brittney Vaughn	Journalism
Fall 2004	Rochelle Vaughn	Communications
Spring 2005	Adrienne Bush	Information Systems
Spring 2005	April Seggebruch	Marketing
Spring 2005	Allison Singleton	Accounting
Spring 2005	Brittney Vaughn	Journalism
Spring 2005	Rochelle Vaughn	Communications
Fall 2005	Ayana Brereton	Liberal Arts
Fall 2005	Sheree Thompson	Kinesiology
Fall 2005	Brittney Vaughn	Journalism
Fall 2005	Dominique Washington	Sociology
Spring 2006	Kristina Andjelkovoic	Business
Spring 2006	Leslie Howard	Psychology
Spring 2006	Sheree Thompson	Kinesiology
Fall 2006	Leslie Howard	Psychology
Spring 2007	Leslie Howard	Psychology
Spring 2007	Kendra Roberts	Health Science
Spring 2007	Dominique Washington	Sociology
Fall 2007	Whitney Jones	Kinesiology
Fall 2007	Ashlea Williams	Biology
Spring 2008	Lauren Ervin	N/A
Spring 2008	Ayana Brereton	Sociology
Fall 2008	Ayana Brereton	Sociology
Fall 2008	Charity Ford	Kinesiology
Fall 2008	Julie Inman	Pre-Med
Fall 2008	Ashlea Williams	Biology
Spring 2009	Ayana Brereton	Sociology
Spring 2009	Charity Ford	Business
Spring 2009	Lyndsay Harris	Biology
Spring 2009	C'eira Ricketts	Kinesiology
Spring 2010	Caroline Powell	Bioengineering
Spring 2010	Ashlea Williams	Biology
Fall 2010	Kelsey Hatcher	Communications
Fall 2010	Caroline Powell	Biological Engineering
Fall 2010	Brittney Richardson	Kinesiology
Fall 2010	Sarah Watkins	Kinesiology
Fall 2010	Ashlea Williams	Biology
Spring 2011	Brittney Richardson	Kinesiology
Spring 2011	Caroline Powell	Biological Engineering
Spring 2011	C'eira Ricketts	Kinesiology
Spring 2011	Kelsey Hatcher	Communications
Spring 2011	Skye Rees	Childhood Development
Fall 2011	Lyndsay Harris	Criminal Justice
Spring 2012	Lyndsay Harris	Criminal Justice
Spring 2012	Kelsey Hatcher	Communications
Spring 2012	C'eira Ricketts	Kinesiology
Fall 2012	Lyndsay Harris	Criminal Justice
Spring 2013	Joey Bailey	Journalism
Spring 2013	Calli Berna	Broadcast Journalism
Spring 2013	Jhasmin Bowen	Business
Spring 2013	Erin Gatling	Kinesiology
Spring 2013	Dominique Wilson	Kinesiology
Fall 2013	Jhasmin Bown	Business
Fall 2013	Kelsey Brooks	Rec & Sport Management
Fall 2013	Ana-Carolota Faussurier	Psychology
Fall 2013	Bria Pitts	Applied Exercise Science
Spring 2014	Joey Bailey	Journalism
Spring 2014	Ana-Carolota Faussurier	Psychology
Spring 2014	Jessica Jackson	Applied Exercise Science
Spring 2014	Bria Pitts	Applied Exercise Science
Spring 2014	Khadijah West	Kinesiology P-12
Fall 2014	Joey Bailey	Graduate School
Fall 2014	McKinley Bostad	Kinesiology
Fall 2014	Jhasmin Bowen	Business
Fall 2014	Kelsey Brooks	Rec & Sport Management
Spring 2015	Joey Bailey	Graduate School/Sport Management
Spring 2015	McKinley Bostad	Kinesiology
Spring 2015	Jhasmin Bowen	Business
Spring 2015	Kelsey Brooks	Rec & Sport Management
Fall 2015	Devin Cosper	Communication
Fall 2015	Tatiyana Smith	Criminal Justice
Spring 2016	Kelsey Brooks	Rec & Sport Management
Spring 2016	Alecia Cooley	Communication
Spring 2016	Devin Cosper	Communication
Spring 2016	Bruinna Freeman	Psychology
Fall 2016	Devin Cosper	Communication
Fall 2016	Malica Monk	Rec & Sport Management
Fall 2016	Sydney Stout	Management
Spring 2017	Devin Cosper	Communication
Spring 2017	Jessica Jackson	Rec & Sport Management
Fall 2017	Chelsea Dungee	Rec & Sport Management
Fall 2017	Malica Monk	Rec & Sport Management
Fall 2017	Raven Northcross-Baker	Criminal Justice
Spring 2018	Malica Monk	Rec & Sport Management
Spring 2018	Bailey Zimmerman	Apparel Merch/Production
Fall 2018	Chelsea Dungee	Rec & Sport Management
Fall 2018	Malica Monk	Rec & Sport Management
Fall 2018	Grayce Spangler	Communications
Fall 2018	Taylah Thomas	Public Health
Fall 2018	Macy Weaver	Supply Chain Management
Spring 2019	Raven Northcross-Baker	Criminal Justice
Spring 2019	Grayce Spangler	Communications
Spring 2019	Macy Weaver	Supply Chain Management
Fall 2019	Makayla Daniels	Rec & Sport Management
Fall 2019	Macy Weaver	Supply Chain Management
Spring 2020	Marquesha Davis	N/A
Spring 2020	Chelsea Dungee	Rec & Sport Management
Spring 2020	A'Tyanna Gaulden	Journalism: Broadcast
Spring 2020	Jailyn Mason	Journalism: Photog
Spring 2020	Destinee Oberg	N/A
Fall 2020	Makayla Daniels	Rec & Sport Management
Fall 2020	Elauna Eaton	N/A
Fall 2020	Jailyn Mason	Journalism: Photog
Fall 2020	Destiny Slocum	Rec & Sport Management
Fall 2020	Grayce Spangler	Journalism: Broadcast
Fall 2020	Taylah Thomas	Public Health
Spring 2021	Destiny Slocum	Rec & Sport Management
Fall 2021	Maryam Dauda	International Business
Fall 2021	Emrie Ellis	Rec & Sport Management
Fall 2021	Amber Ramirez	N/A
Fall 2021	Ashlyn Sage	Psychology
Fall 2021	Samara Spencer	Rec & Sport Management
Spring 2022	Maryam Dauda	International Business
Spring 2022	Ashlyn Sage	Psychology
Spring 2022	Samara Spencer	Rec & Sport Management
Spring 2023	Karley Johnson	Family Science
Spring 2023	Loren Lindsey	Finance
Spring 2023	Saylor Poffenbarger	Communication

UNIVERSITY OF ARKANSAS SENIOR OF DISTINCTION

2015-16	Melissa Wolff	Kinesiology

IN THE POLLS

ASSOCIATED PRESS

Year	1989-90
Feb. 19	25
Feb. 26	19
March 5	19
March 12	22

Year	1990-91
Nov. 18	10
Nov. 26	8
Dec. 3	8
Dec. 10	13
Dec. 17	10
Dec. 24	9
Dec. 31	14
Jan. 7	14
Jan. 14	12
Jan. 21	11
Jan. 28	12
Feb. 4	11
Feb. 11	9
Feb. 18	9
Feb. 25	8
March 4	8
March 11	9

Year	1991-92
Nov. 17	11
Nov. 24	18
Dec. 1	14
Dec. 8	20
Dec. 15	20
Dec. 22	24
Dec. 29	T25

Year	1994-95
Dec. 27	24
Jan. 3	24
Jan. 31	22
Feb. 7	20
Feb. 14	18
Feb. 21	16
Feb. 28	14
March 7	15
March 14	15

Year	1995-96
Preseason	10
Nov. 21	9
Nov. 28	9
Dec. 5	7
Dec. 12	7
Dec. 19	8
Dec. 26	8
Jan. 2	8
Jan. 9	14
Jan. 16	20
Jan. 23	22
Jan. 30	24

Year	1996-97
Preseason	18
Nov. 19	19
Nov. 26	20
Dec. 3	21
Dec. 10	23
Dec. 17	23
Dec. 24	22
Dec. 31	13
Jan. 7	10
Jan. 14	13
Jan. 21	13
Jan. 28	18
Feb. 4	17
Feb. 11	21
Feb. 18	20
Feb. 25	23

Year	1997-98
Nov. 25	24
Dec. 2	20
Dec. 9	24
Dec. 16	24
Dec. 23	25
Dec. 30	25

Year	1998-99
Preseason	18
Nov. 17	18
Nov. 24	14
Dec. 3	13
Dec. 10	24

Year	2002-03
Nov. 14	17
Nov. 18	17
Nov. 25	17
Dec. 2	13
Dec. 9	13
Dec. 16	10
Dec. 23	10
Dec. 30	9
Jan. 6	11
Jan. 13	10
Jan. 20	8
Jan. 27	12
Feb. 3	14
Feb. 10	13
Feb. 17	15
Feb. 24	21
March 3	23
March 10	24
March 17	24

Year	2006-07
Dec. 10	25
Dec. 17	24
Dec. 24	23
Dec. 31	20
Jan. 7	25

Year	2007-08
Dec. 30	25
Jan. 6	20

Year	2010-11
Dec. 19	25
Dec. 26	22
Jan. 2	25
Jan. 9	20
Jan. 16	23

Year	2012-13
Dec. 24	25
Dec. 31	23

Year	2014-15
Dec. 1	T25

Year	2015-16
Preseason	RV-8
Nov. 16	RV-7
Nov. 23	RV-8
Jan. 18	RV-4

Year	2019-20
Preseason	22
Nov. 11	23
Nov. 18	20
Nov. 25	25
Dec. 2	23
Dec. 9	21
Dec. 16	21
Dec. 23	20
Dec. 30	20
Jan. 6	21
Jan. 13	23
Jan. 20	21
Jan. 27	25
Feb. 3	25
Feb. 10	22
March 2	25
March 9	24
Final	24

Year	2020-21
Preseason	14
Nov. 30	16
Dec. 7	13
Dec. 14	12
Dec. 21	11
Dec. 28	10
Jan. 4	13
Jan. 11	17
Jan. 18	15
Jan. 25	19
Feb. 1	16
Feb. 8	18
Feb. 15	18
Feb. 22	16
March 1	13
Final	15

Year	2021-22
Preseason	RV-10
Nov. 15	RV-6
Nov. 23	RV-6
Nov. 30	RV-11
Jan. 31	RV-3

Year	2022-23
Preseason	RV-3
Nov. 28	RV-36
Dec. 5	21
Dec. 13	21
Dec. 19	17
Dec. 26	24
Jan. 2	RV-24
Jan. 9	RV-33
Jan. 16	RV-34
Jan. 23	RV-2

Year	2023-24
Dec. 4	RV-18

USA TODAY (COACHES)

Year	1989-90
Feb. 14	25
Feb. 21	24
Feb. 28	17
March 7	17
March 14	21
March 19	8

Year	1990-91
Nov. 14	10
Nov. 28	8
Dec. 5	8
Dec. 12	13
Dec. 19	10
Dec. 26	11
Jan. 3	14
Jan. 8	14
Jan. 15	12
Jan. 22	11
Jan. 29	12
Feb. 5	11
Feb. 12	9
Feb. 19	T9
Feb. 26	8
March 5	8
March 14	8
April 1	12

Year	1991-92
Nov. 19	11
Dec. 3	15
Dec. 10	21
Dec. 17	20
Dec. 24	25
Dec. 31	24

USA TODAY/CNN

Year	1994-95
Feb. 7	23
Feb. 14	23
Feb. 21	18
Feb. 28	17
March 7	18
March 14	18
April 4	20

Year	1995-96
Preseason	10
Nov. 21	9
Nov. 28	9
Dec. 5	7
Dec. 12	8
Dec. 19	9
Dec. 26	9
Jan. 2	7
Jan. 9	14
Jan. 16	20
Jan. 23	21
Jan. 30	24
Feb. 6	25
Feb. 13	25

Year	1996-97
Preseason	17
Nov. 19	19
Nov. 26	21
Dec. 3	22
Dec. 10	25
Dec. 24	24
Dec. 31	20
Jan. 7	17
Jan. 14	19
Jan. 21	16
Jan. 28	19
Feb. 4	19
Feb. 11	24
Feb. 18	23
Feb. 25	23

USA TODAY/ESPN

Year	1997-98
Nov. 15	25
Dec. 2	21
Dec. 9	24

Year	1998-99
Preseason	18
Nov. 24	14
Dec. 3	13
Dec. 10	20

Year	2002-03
Preseason	16
Nov. 25	15
Dec. 2	11
Dec. 9	11
Dec. 16	9
Dec. 23	9
Dec. 30	8
Jan. 6	10
Jan. 13	9
Jan. 20	7
Jan. 27	11
Feb. 3	13
Feb. 10	13
Feb. 17	14
Feb. 24	19
March 3	21
March 10	20
March 17	21
April 9	25

Year	2006-07
Dec. 18	24
Dec. 25	24
Jan. 1	23

Year	2007-08
Dec. 24	23
Jan. 1	21
Jan. 7	18

Year	2010-11
Dec. 21	25
Dec. 28	24
Jan. 11	23
Jan. 18	24

Year	2013-14
Jan. 6	25

Year	2019-20
Preseason	22
Nov. 12	22
Nov. 19	18
Nov. 26	24
Dec. 3	23
Dec. 10	20
Dec. 17	20
Dec. 24	20
Dec. 31	20
Jan. 7	21
Jan. 14	23
Jan. 21	20
Jan. 28	25
Feb. 4	RV
Feb. 11	RV
Feb. 18	25
Feb. 25	RV
March 3	RV
March 10	25
Final	25

Year	2020-21
Preseason	14
Dec. 8	13
Dec. 15	12
Dec. 22	10
Dec. 29	10
Jan. 5	13
Jan. 12	16
Jan. 19	17
Jan. 26	18
Feb. 2	15
Feb. 9	17
Feb. 16	18
Feb. 23	16
March 2	13
March 10	16
Final	23

Year	2021-22
Preseason	RV-53
Nov. 23	RV-2
Nov. 30	RV-16
Dec. 14	RV-4
Dec. 21	RV-4
Final	RV-2

Year	2022-23
Preseason	RV-7
Nov. 15	RV-11
Nov. 22	RV-7
Nov. 29	RV-21
Dec. 6	22
Dec. 13	22
Dec. 20	19
Dec. 27	23
Jan. 3	RV-44
Jan. 10	23
Jan. 17	22
Jan. 24	24
Jan. 31	RV-9

Year	2032-24
Preseason	RV-1

HALLS OF FAME/HONOR

ARKANSAS SPORTS HALL OF FAME

(Established in January 1959 to honor individuals who have made a special contribution to athletics in Arkansas.)

2006 Bettye Fiscus

A native of Wynne, Bettye Fiscus is listed as the first "great" women's basketball player for the modern-day Lady Razorbacks. Having guided Wynne to the 1981 state championship (scoring 18 points in the final 2:30 minutes of the title game), she also became a legend at the University of Arkansas. The first Lady Razorback to score more than 1,000 points in her career, Fiscus took the U of A to the Sweet 16 as a freshman. She's a member of the Southwest Conference's All-Decade team and had her number 5 jersey retired. Fiscus continues to hold a number of U of A records to this day. She is the program-leading scorer with 2,073 points, was the first player in program history to score 1,000 points and the only one to reach the 2,000-point plateau. Fiscus still holds program career records for points, field goals made (794) and free throws made (485). She is a member of the Arkansas Hall of Honor and named an SEC Great in 2006.

2008 Tracy Webb Rice

Tracy Webb Rice was a standout basketball player at Batesville High and was named "Player of the Year" by the Arkansas Democrat and the Associated Press. Playing on two state championship teams, she was named to the Gazette's Super Team, averaging 22.5 points, 8.6 rebounds and 6 assists her senior season. She scored a career 1,691 points and was named state tournament MVP. Webb was also a member of the state championship tennis doubles tennis team her sophomore and senior years. As a Lady Razorback true point guard, she gained All-SWC status, guiding Arkansas to four consecutive 20-win seasons and the NCAA tournament for the first time. She also guided the Lady'Backs to an NWIT title, grabbing MVP honors. Upon leaving the U of A, she held most of the steal and assist records

2014 Gary Blair, women's basketball coach

Gary Blair is a former head women's basketball coach at the University of Arkansas and recently retired from being the head women's basketball coach at Texas A&M University for 19 seasons. Blair led Arkansas to five NCAA appearances including the 1998 Final Four and four second-round appearances including his last three seasons with the Razorbacks. During his tenure (1993-03), the Razorbacks made eight postseason appearances in 10 years including earning a WNIT championship in 1999. Blair's overall record at Arkansas was 198-120 (.623). He is one of only three NCAA Division I women's basketball coaches to lead two schools to the NCAA Women's Final Four and led Texas A&M to the 2011 national championship. Blair finished his career with a 444-185 (.706) record at Texas A&M and an 852-348 (.710) overall record. He was the head coach at Stephen F. Austin from 1985-93, compiling a 210-43 record at the Texas school. During his final season in 2021-22, he ranked third in career victories among active head coaches and ended his career at No. 12 for the most wins in NCAA women's basketball. Blair has been inducted into 10 Halls of Fame, including most recently the prestigious Naismith Memorial Basketball Hall of Fame in 2023, along with the Arkansas Hall of Honor, Texas High School Basketball Hall of Fame in 2002, Stephen F. Austin University Ladyjack Hall of Fame in 2008 and Southland Conference Hall of Honor in 2009.

2015 Christy Smith

Christy Smith graduated from Arkansas with a bachelor's degree in exercise science in 1998 and a master's degree in biomechanics in 2001. She was a four-year starter at point guard from 1995-98. Smith's honors include being a four-time honorable mention All-American, All-SEC First Team in 1998, All-SEC Second team in 1996 and 1997 and SEC Freshman of the Year in 1995. Smith led Arkansas to the 1998 Final Four and was a UA Sports Hall of Honor inductee in 2005. The Razorbacks were 84-41 overall in her four seasons with two NCAA Tournament appearances and a WNIT appearance. She is Arkansas' 10th all-time leading scorer with 1,459 career points, ranks fourth in career assists with 507, third in steals with 239 and third in minutes with 3,960. She played two seasons in the WNBA with the Charlotte Sting after being a first-round draft pick, No. 17 overall, in 1998. Smith is married to Tommy Cook and has three kids: daughter Dayton and sons Tyson and Crew.

UNIVERSITY OF ARKANSAS SPORTS HALL OF HONOR

The University of Arkansas Sports Hall of Honor was established in 1988 as a means of honoring the all-time great athletes and coaches that have done so much in establishing a tradition of excellence in University of Arkansas athletics. Only former Razorback letterwinners are allowed to vote. Bios from their induction release are posted if they were available.

1994 Bettye Fiscus

The first of the true greats in Lady Razorback history, Bettye Fiscus Dickey set the definition by which all other Arkansas women's basketball players are judged. In a career of firsts, Fiscus received perhaps her final and most unique honor in 1994 when she became the first female athlete inducted into the Arkansas Sports Hall of Honor. Fiscus was the first player to score over 1,000 points in a career and broke the school record in only two seasons. She went on to become the only Lady'Back to score over 2,000 points, and until Razorback all-American and NBA standout Todd Day in the early 1990s, Fiscus was the University's all-time leading scorer. Also, one in a long line of Arkansas prep legends to play for the Lady Razorbacks, she led her hometown of Wynne, Arkansas to the AAA state title and was named player of the year by the Arkansas Democrat-Gazette. Her jersey number – No. 5 – was the first to be retired by the University of Arkansas – male or female – and hangs in the Lady'Back trophy case, as well as in Barnhill Arena. Even though her career ended in 1985, she still holds 12 Arkansas overall individual records including total points, career scoring average, field goals and free throws, as well as eight class records. When she completed her career, she not only was the all-time leading scorer, but the leader in rebounds as well with 785. She is married to former Razorback assistant, James Dickey, who spent 40 years coaching collegiate men's basketball.

1998 Bev Lewis

Bev Lewis spent 19 years (1989-07) as the director of Arkansas Women's Athletics. During her tenure, the University of Arkansas has moved to increase athletic participation for women with the addition of volleyball, golf, gymnastics and softball. All four sports competed in NCAA postseason competition by each inaugural recruiting class' senior season and have established themselves as nationally competitive programs. Lewis received one of her greatest personal honors as Bob and Marilyn Bogle requested that Arkansas' new facility be named the Bev Lewis Center for Women's Athletics. Lewis' leadership was also key to the construction of Bogle Park and Razorback Field, the home to Razorback softball and soccer, respectively. Lewis served collegiate athletics at the highest level as an administrator, as a member of the NCAA Management Council, the NCAA Championship Cabinet and the Southeastern Conference Executive Committee. In 1998, she was voted into the University of Arkansas Hall of Honor for her contributions as a coach and administrator.

2000 Delmonica DeHorney

Delmonica DeHorney, who played for Arkansas from 1987-91, still remains as one of the best bigs to have ever dressed in a Hog uniform. She was named a Kodak All-American in 1990, two-time Southwest Conference Player of the Year and the league's Newcomer of the Year. To this day, she holds program records for field goal percentage (.609), free throw attempts (648) and blocks (235). DeHorney led Arkansas in scoring in the program's record-setting win over Texas that snapped a 183-game SWC win streak for the Longhorns and led Arkansas to a conference title.

2002 Amber Nicholas Shirey

The 1990 Southwest Conference Tournament MVP, Amber Nicholas Shirey lettered from 1989-92 and was a two-time All-SWC selection. The career leader in assists at Arkansas prior to the 2002 season, no point guard has matched her team's run of back-to-back conference titles and three consecutive NCAA appearances. The only 1,000 point-500 assist Lady'Back, she was a two-time CoSIDA Academic All-American, was NCAA Woman of the Year for the state of Arkansas and received an NCAA Postgraduate Scholarship. Becoming an assistant coach in 1993, she was an assistant for the 1998 NCAA Final Four team. Nicholas Shirey is a constant fixture in the Arkansas women's basketball program, currently serving as the Director of Basketball Operations, going on year 36 as a player or coach for the program this upcoming season, 2023-24.

2004 Tracy Webb Rice

The fourth Lady Razorback basketball player inducted into the Arkansas Sports Hall of Honor, Tracy Webb Rice was the fiery leader of the basketball team during its climb to power in the Southwest Conference era. Webb's scrappy play resulted in four consecutive 20–win seasons, the Lady'Backs' first NCAA tournament appearance and first major title with the 1987 National Women's Invitational Tournament. The leader of a recruiting class that put Arkansas on the map, the Batesville, Arkansas native stole more than the basketball during her four–year career. Aside from 293 basketballs, Webb stole the show and the hearts of Lady'Back fans as one of the most popular on–the–court personalities of the mid–1980s. The first true point guard star, Webb finished her career holding almost all the Lady Razorback assist and steal records. She was the first Lady'Back player to earn All–Southwest Conference First Team honors, as well as one of the first three Lady'Backs named conference player of the week. Her junior season team was the first in school history to earn an NCAA berth, losing by a point at Missouri in the opening round, 66–65. Her senior season was exciting, as the Lady'Backs missed beating #1–ranked UT by a bucket in Fayetteville (59–56) and at the SWC Tournament (72–70). Fueled to prove they belonged in the NCAA Tournament after narrowily missing the dance, Webb's team crushed the NWIT field by a 16–point average and was named the tournament MVP.

2005 Christy Smith

The fifth Razorback basketball player inducted into the Arkansas Sports Hall of Honor, Christy Smith Flowers lives forever in the memories of women's basketball fans for her heroic leadership of the 1998 NCAA Final Four team. A point guard's point guard, Smith exemplified the toughness and leadership expected on the court from her first days at Arkansas. Playing every minute of every SEC game as a freshman – an astounding 445 consecutive minutes played – Smith was voted the SEC Freshman of the Year and paced Arkansas into the NCAA Tournament for the first time since the SWC glory days. While her personal achievements caught the attention of the nation, it was her ability to rally – both personally and through the team – that endears her to Arkansas fans to this day. She became the first Lady'Back to lead the nation in a NCAA statistical category by shooting 89.9 percent at the free throw line as a freshman. Smith would not be denied and led Arkansas on a 6–1 finish to give the Lady'Backs their best SEC finish in school history, 7–4, tied for fourth overall. As a sophomore, Smith had the best

single free throw shooting game in Division I for the 1995–96 season, a 15–of–15 effort to defeat Ohio State in the Preseason WNIT. Arkansas roared to a program– best start of 13–1, but the team faltered when Smith tore her ACL at Kentucky midway through conference play. Without Smith, the team accepted a NWIT berth. Upon her return, Arkansas opened 12–1 including Smith leading the Lady'Backs' first–ever win over Tennessee, but a tough close made Arkansas the bubble team left out of the NCAA Tournament. In her final season, Smith rallied Arkansas again into a NCAA bid, but with a ninth seed and the unenviable assignment to the Stanford–hosted subregional, it appeared Smith would end her career short of her dream. But two flawless games from the West Lafayette, Indiana guard – zero turnovers – put Arkansas into the West Regional at Oakland. Defeating Kansas in the Sweet 16, but struggling from behind against eight–ranked Duke, Smith fulfilled her destiny appropriately at the free throw line. In the waning seconds, Duke fouled Smith twice and she calmly sank all four free throws to send Arkansas to the Final Four in Kansas City. It remains to this day the only time an unranked team reached the Final Four. Smith closed her career second all–time in assists and fifth in scoring. Only 31 assists shy of her coach, Amber Nicholas', record, she certainly would have closed No. 1 in assists without her knee injury. She is married to former Razorback defensive back Jeremy Flowers. The Flowers have three children and live in Austin, where she is the director of operations for the Texas women's basketball team.

2014 Shameka Christon
The first Arkansas women's basketball player to earn Associated Press All–America honors, Hot Springs, Arkansas native Shameka Christon became Arkansas' first, first–round professional draft selection after earning 2004 Southeastern Conference Player of the Year honors. Leading the league in scoring with 21.8 points per game her senior year, Christon played in three NCAA tournaments at Arkansas and closed her career as the second all–time leading scorer with 1,951 points. She led Arkansas to semifinal finishes at the 2001 and 2002 SEC Women's Basketball Tournament, still the all–time best performance for the Razorbacks. As a six–year veteran with the WNBA New York Liberty, she was on the 2004 Rookie Team and a WNBA All–Star in 2009. Christon was traded to the Chicago Sky for the 2011 season, but injuries kept her out of the lineup. Christon ended her WNBA career with the Phoenix Mercury in 2015.

2017 Amy Wright
The all–time record holder for assists in a career (717) and second for a single season (205), Wright finished her career as the first starting point guard to take her team to four consecu–tive postseason appearances (1999–2000, WNIT; 2001–02, NCAA). As a freshman, Wright guided Arkansas to the 1999 WNIT Championship. Her teams won 77 games, including three 20–win seasons, for one of the most successful four–year periods for Arkansas. Her senior season team set the Arkansas record for the least turnovers in a season. After her playing career, she has become a successful Division I women's basketball assistant coach. An SEC Academic Honor Roll selection and member of the Arkansas Academic Honor Roll as a sophomore (1999–00), Wright never missed a game, playing in a school–record 131 consecutive contests. She was named to the Women's Basketball News Service Preseason All–America Team in 2001–02. Following her collegiate career, Wright participated in the WNBA Pre–Draft Camp and was drafted by the Detroit Shock in 2002. A native of Williamsburg, Indiana, Wright earned a bachelor's degree in marketing and management from Arkansas in 2002. She completed her master's degree in sports and administration from Ohio University in December 2012. Following her playing career, Wright went into coaching and after 10 seasons on her former coach Gary Blair's staff at Texas A&M. She is now in her first season as the head coach at Long Beach State.

2018 Sytia Messer
Named the most outstanding player of the 1998 NCAA West Regional, former Razorback women's basketball player Sytia Messer was an integral part of two of Arkansas' greatest women's basketball teams, the 1998 Final Four and 1999 WNIT Championship squads. Messer is a 1,000–point scorer (1,379) and, at 5–8, she pulled down 603 rebounds as one of the best rebounding guards in school history. She was a two–time captain for Arkansas as a junior and senior and was named to the SEC All–Freshman team in 1996. Messer averaged 12.6 points per game in 1997–98, her best season, leading Arkansas to the program's first Final Four appearance. She was named to the Joe Smith Preseason All–American team in 1998–99 and then led her team as they ran the table to the WNIT title against Wisconsin. Along with her play for the Razorbacks, Messer also took time to play in the summer prior to graduation for the collegiate squad of Athletes in Action. She also played for the post–collegian Athletes in Action touring team. Following college, Messer began her coaching career with stops at Arkansas State, Memphis, Georgia Tech, Tennessee Tech and Baylor. Messer is now in her second season as the head coach at UCF going into the 2023–24 campaign.

2022 Gary Blair
The head women's basketball coach at Arkansas for 10 seasons (1993–03), Gary Blair led the Razorbacks to five NCAA Tournaments, including a run to the 1998 NCAA Women's Final Four. That finish is the best in program history and Arkansas remains the lowest seed (No. 9) to ever make a Women's Final Four. In addition, Blair led the Hogs to three WNIT appearanc–es, including the 1999 WNIT Championship. Overall, Blair coached Arkansas to a record of 198–120 (.623). Five Razorbacks who played or coached during Blair's era at Arkansas are members of the UA Sports Hall of Honor (Shameka Christon, Sytia Messer, Amber Shirey, Christy Smith and Kimberly Wilson). Following the 2021–22 season, Blair retired after 42 years of coaching. In 37 years as a collegiate head coach with stops at Stephen F. Austin, Arkansas and Texas A&M, Blair had 35 winning seasons, 30 20–win seasons, 41 postseason victories, 26 NCAA Tournaments, 18 conference titles, 13 Sweet Sixteens, four Elite Eights, two Final Fours and one National Championship (Texas A&M). His career record as a collegiate head coach was 852–348.

2022 Kimberly Wilson Jenkins
A bucket–getter while at Arkansas, Kimberly Wilson Jenkins was the leading scorer for three seasons for Gary Blair's Hogs, averaging 14.4 points over her career. The Hampton, Arkansas native still ranks sixth on Arkansas' all–time scoring list, as she poured in 1,733 points over her 120 games played in Fayetteville. For her efforts, Wilson was named an All–SEC performer in 1995, 1996 and 1997. Wilson also was named to the SEC All–Freshman Team in 1994. She was one of the most well–rounded players in Arkansas women's basketball history and is one of three players in the history of the program to score at least 1,000 points, dish at least 300 assists and collect 400 rebounds. Wilson was remarkably efficient over her four–year career, averaging over 13 points per game every season she played on the Hill. A member of the SEC Scholar–Athlete Honor roll in 1997, Wilson was invited to the inaugural WNBA pre–draft combine and was selected to compete on the Athletes in Action team in 1995. In 2007, she was honored as an SEC Great at the SEC Women's Basketball Tournament.

SOUTHWEST CONFERENCE HALL OF FAME

1994 Bettye Fiscus
Bettye Fiscus set the definition by which all other Arkansas women's basketball players are judged. She was the first player to score over 1,000 points in a career and broke the school record in only two seasons. She went on to become the only Razorback women's basketball player over 2,000 points, and until Razorback All–American Todd Day in the early 1990s, Fiscus was the University's all–time leading scorer. She averaged 18.5 points per game during her career. She was a Wade Trophy Award finalist, an award given to the nation's top women's player. Her jersey number – No. 5 – was the first to be retired by the University of Arkansas – male or female – and was placed in the trophy case and the rafters of Barnhill Arena. In 2015 during a special ceremony, a banner was raised in her honor in Bud Walton Arena, the current home of Razorback Basketball. She still holds 12 Arkansas overall individual records including total points, career scoring average, field goals and free throws and eight class records. When she completed her career, she not only was the all–time leading scorer, but the leader in rebounds as well with 785.

2016 Bev Lewis (Women's Track and Field, Administrator)
Prior to Bev Lewis assuming the duties of director of women's athletics in 1989, her Razorback women's cross country and track teams had six top 20 national finishes, and she coached Team USA at the 1990 World Junior Cross Country Championships. Her coaching was instrumental in establishing Arkansas' perfect record of sending a team or individual to every collegiate national meet since the program's inception. Lewis also coached Arkansas' first women's conference championship team at the 1988 Southwest Conference Cross Country Championships. As a result, her peers voted her SWC Coach of the Year for the second year in a row. She also was named SWC Outdoor Track Coach of the Year in 1989. Lewis spent 19 years (1989–07) as the director of Women's Athletics. She served collegiate athletics at the highest level as an administrator, as a member of the NCAA Management Council, the NCAA Championship Cabinet and the Southeastern Conference Executive Committee. From 2008–14, Lewis served as Associate Vice Chancellor and Executive Associate Athletic Director in the combined men's and women's athletic program. In 1998, she was voted into the University of Arkansas Hall of Honor for her contributions as a coach and administrator. In recognition of her outstanding achievements, Lewis was named to Arkansas Business magazine's "Top 100 Women in Arkansas" in 1996, 1997 and 1998. The publication also named her to their 2010 "Women of Influence" in Arkansas.

2017 Amber Nicholas Shirey
Selected in 2017, Amber Nicholas began her career at Arkansas as a player for the Razorbacks (1989–92) becoming the first women's student–ath–lete selected to receive a NCAA Postgraduate Scholarship. She closed her career as one of two players in school history to rank on four career total lists (points, 6th; rebounds, 10th; steals, 2nd; assists, 1st). Twice named All–Southwest Conference, she was the MVP of the 1991 SWC tournament, leading Arkansas to the first non–Texas title. Shirey equaled her court performance in the classroom. A kinesiology major, she had over a 3.9 GPA, and twice was voted to the College Sports Information Directors of America's Academic All–America Team. She was a three–time conference academic team member as well. Shirey graduated and went on to a student coaching role for one season before being named assistant coach, a position she held for 14 seasons with two different head coaches. In 2007 Shirey redefined herself in a new role as executive director of operations, a position she held until returning to the sidelines as the Razorback assistant from 2012–14. Shirey went back to the director of operations title in 2014 and holds that title to this day for Mike Neighbors' staff.

2018 Tracy Webb
Tracy Webb Rice was the fiery leader of the basketball team during its climb to power in the Southwest Conference era. Webb's scrappy play resulted in four consecutive 20–win seasons, the Lady'Backs' first NCAA tournament appearance and first major title with the 1987 National Women's Invitational Tournament. The leader of a recruiting class that put Arkansas on the map, the Batesville, Arkansas native stole more than the basketball during her four–year career. Aside from 293 basketballs, Webb stole the show and the hearts of Lady'Back fans as one of the most popular on–the–court personalities of the mid–1980s. The first true point guard star, Webb finished her career holding almost all the Lady Razorback assist and steal records. She was the first Lady'Back player to earn First Team All–Southwest Conference honors, a distinction that began her senior season. She was also one of the first three Lady'Backs named conference player of the week. Her junior season team was the first in school history to earn an NCAA berth, losing by a point at Missouri in the opening round, 66–65. Her senior season was exciting as the Lady'Backs missed beating #1–ranked UT by a bucket in Fayetteville (59–56) and at the SWC Tournament (72–70), then was overlooked for a return trip to the NCAA. Fueled to prove they belonged in the NCAA, Webb's team crushed the WNIT field by a 16–point average as she was named the tournament MVP.

GARY BLAIR

Gary Blair was the head Hog of the Arkansas women's basketball team for 10 seasons (1993–03), while leading the Razorbacks to five NCAA Tournaments, including a run to the 1998 NCAA Women's Final Four. The finish is the best in program history and Arkansas remains the lowest seed at No. 9 to ever make a Women's Final Four. In addition, Blair led the Hogs to three WNIT appearances, including the 1999 WNIT Championship. Overall, Blair coached Arkansas to a record of 198–120 (.623). Five Razorbacks who played or coached during Blair's era at Arkansas are members of the UA Sports Hall of Honor (Shameka Christon, Sytia Messer, Amber Shirey, Christy Smith and Kimberly Wilson Jenkins).

COACHING AWARDS

Blair will go down as one of the greatest women's collegiate basketball coaches of all time. He retired with an 852–348 overall record across 37 seasons, which stands as the 12th most Division I wins in NCAA women's basketball history.

HONORS

- Naismith Memorial Basketball Hall of Fame ('23)
- Women's Basketball Hall of Fame Inductee ('13)
- New York Athletic Club Winged Foot Award ('11)
- Two-time National Coach of the Year (1995 Women's Basketball News Service, Basketball Times; 2006 Women's Basketball News Service)
- Three-time Naismith Coach of the Year ('03, '07, '21)
- Six-time Conference Coach of the Year ('88, '90, '91, '92, '93 Southland; '07 Big 12)
- Five-Time Texas Coach of the Year ('06, '07, '08, '11, '18)
- Eight-Time Hall of Fame Inductee ('02 Texas HS Basketball, '08 Stephen F. Austin Athletics, '09 Southland Conference, '11 Texas Sports, '13 Women's Basketball, '14 Arkansas Sports, '19 Dallas ISD, '22 Arkansas Hall of Honor)

JOURNEY

1973–80: HC, South Oak Cliff HS (239–18 [.923])
1980–85: AC, Louisiana Tech (159–10 [.941])
1985–93: HC, Stephen F. Austin (210–43 [.830])
1993–03: HC, Arkansas (198–120 [.623])
2003–22: HC, Texas A&M (444–185 [.706])
Collegiate HC Record: 852–348 (.710)
All-Time Coaching Record: 1,250–376 (.769)

NUMBERS

1 – National Championship ('11)
2 – NCAA Final Four ('98, '11)
4 – NCAA Elite Eight ('98, '08, '11, '14)
13 – NCAA Sweet 16
12th – All-time in DI coaching wins
27 – NCAA Tournament appearances
30 – 20-win seasons (11th all-time)
41 – NCAA postseason wins

Following the 2021–22 season, Blair retired after 42 years of coaching. In 37 years as a collegiate head coach, including at Stephen F. Austin, Arkansas and Texas A&M, Blair had 35 winning seasons, 30 20-win seasons, 41 postseason victories, 26 NCAA Tournaments, 18 conference titles, 13 Sweet Sixteens, four Elite Eights, two Final Fours and one National Championship (Texas A&M). His career record as a collegiate head coach was 852–348. In the summer of 2023, Blair was enshrined in his 10th Hall of Fame, the coveted Naismith Memorial Hall of Fame.

GARY BLAIR TODAY

Blair wrapped up his final year coaching collegiate basketball at Texas A&M after a 37-year career coaching college basketball, 48 overall, following the 2021–22 season. Blair has two children, Paige and Matt, and four grandchildren, Logan, Lola, Landry and Reagan. Logan is a student manager for the Arkansas women's basketball team. Paige owns a children's boutique in Fayetteville and is married to Beau Thompson, head boys basketball coach at Farmington High School. Matt is married to the former Alli Nielsen and works in logistics in Fayetteville. In 2020, Blair married his wife, the former Kyla Gay.

GARY BLAIR YEAR-BY-YEAR RECORD

YEAR	SCHOOL	OVERALL	CONFERENCE	YEAR	SCHOOL	OVERALL	CONFERENCE
1985-86	SFA	16-12	7-3 (2)	2004-05	Texas A&M	16-15	4-12 (T9)
1986-87	SFA	25-6	9-1 (T1)	2005-06	Texas A&M	23-9	11-5 (T3)
1987-88	SFA	29-5	13-1 (1)	2006-07	Texas A&M	25-7	13-3 (T1)
1988-89	SFA	30-4	13-1 (1)	2007-08	Texas A&M	29-8	11-5 (T3)
1989-90	SFA	28-3	14-0 (1)	2008-09	Texas A&M	27-8	11-5 (T3)
1990-91	SFA	26-5	14-0 (1)	2009-10	Texas A&M	26-8	10-6 (T4)
1991-92	SFA	28-3	17-1 (1)	2010-11	Texas A&M	33-5	13-3 (2)
1992-93	SFA	28-5	17-1 (1)	2011-12	Texas A&M	24-11	11-7 (T2)
1993-94	Arkansas	15-14	3-8 (8)	2012-13	Texas A&M	25-10	11-5 (T4)
1994-95	Arkansas	23-7	7-4 (T4)	2013-14	Texas A&M	27-9	13-3 (T2)
1995-96	Arkansas	21-13	3-8 (10)	2014-15	Texas A&M	23-10	10-6 (T4)
1996-97	Arkansas	18-10	5-7 (7)	2015-16	Texas A&M	22-10	11-5 (T2)
1997-98	Arkansas	22-11	7-7 (T6)	2016-17	Texas A&M	22-12	9-7 (6)
1998-99	Arkansas	20-14	5-9 (11)	2017-18	Texas A&M	26-10	11-5 (T4)
1999-00	Arkansas	17-15	4-10 (10)	2018-19	Texas A&M	26-8	12-4 (3)
2000-01	Arkansas	20-13	6-8 (T6)	2019-20	Texas A&M	22-8	10-6 (T3)
2001-02	Arkansas	20-12	7-7 (7)	2020-21	Texas A&M	25-3	13-1 (1)
2002-03	Arkansas	22-11	7-7 (7)	2021-22	Texas A&M	14-15	4-12 (12)
2003-04	Texas A&M	9-19	2-14 (T11)	Overall	37 seasons	852-348	

SHAMEKA CHRISTON

The first Arkansas women's basketball player to earn Associated Press All–America honors, Hot Springs, Arkansas, native Shameka Christon became Arkansas' first, first–round professional draft selection after earning 2004 Southeastern Conference Player of the Year honors. Leading the league in scoring with 21.8 points per game her senior year, Christon played in three NCAA tournaments at Arkansas and closed her career as the second all–time leading scorer with 1,951 points. She led Arkansas to semifinal finishes at the 2001 and 2002 SEC Women's Basketball Tournament, still the all–time best performance for the Razorbacks. As a six–year veteran with the WNBA New York Liberty, she was on the 2004 Rookie Team and a WNBA All–Star in 2009. Christon was traded to the Chicago Sky for the 2011 season, but injuries kept her out of the lineup. Christon was traded to the San Antonio Stars and retired from the WNBA with the Phoenix Mercury in 2015.

RECORDS

One of the most decorated players in program history, Christon worked with the Razorbacks as the team's color analyst on the radio for one season as well.

CAREER

FGA: 1641, 1st
Points: 1951, 2nd
PPG: 15.9 (123 games), 2nd
FGM: 726, 2nd
Blocks: 162, 3rd
Games Started: 113, T5th
Rebounds: 714, 6th
Def. Rebounds: 418, 8th
FTA: 488, 8th
Steals: 206, 8th
FTM: 335, 9th

SEASON

Points: 692 (88–89), 2nd
FGA: 500 (03–04), 2nd
PPG: 21.8 (03–04), 3rd
FGM: 219 (03–04) T5th
FTM: 126 (03–04), 7th
FTA: 166 (03–04), 8th
Blocks: 53 (01–02), 9th

GAME

Points: 40 vs. Vanderbilt (3–2–02), 3rd
FGA: 26 at TCU (12–6–03), T4
FGM: 13 vs. Ole Miss (2–29–04), T10

In addition, Christon was the yearly leader in points, scoring average, field goals made and attempted in 2002, 2003 and 2004. She led the team in field goal percentage (2002), 3–pointers made and attempted (2004), and percentage (2003, 2004). Defensively she led the team in rebounds and rebounding average in 2002, 2003 and 2004, as well as blocks (2001, 2002, 2003 and 2004) during her career.

During her WNBA career:

- Named to the WNBA All–Star team in 2009 in a year that saw her average a career–high 16.1 points and 4.9 rebounds
- Finished 10th in the WNBA in scoring in 2009
- Averaged 9.9 points, 2.8 rebounds and 1.3 assists in her professional career
- Career 34.3 percent (431–of–1255) shooter from the three–point line
- Played in all 34 games three times in her career (2005, 2006 and 2012)
- Appeared in 98 of a possible 102 games over a three–year period
- Scored a career–high 32 points vs. Atlanta on July 19, 2009
- Handed out a career–best eight assists at Atlanta on June 4, 2010
- Led New York in scoring four consecutive seasons (2006 - 2009)
- Named Eastern Conference Player of the week on July 7, 2008, after averaging 24 points and three rebounds per game during the week prior
- Finished the 2006 season ranked seventh in the WNBA in blocked shots (42) and ninth in three–point field goals (99)
- Owns career playoff averages of 10.1 points and 3.7 rebounds in 18 career games, 12 career starts
- Missed the entire 2011 season after suffering a right knee injury during training camp
- Played in 10 games in 2010 before suffering an eye injury that sidelined her for the remainder of the season
- Signed with San Antonio as a free agent on February 8, 2012
- Acquired by Chicago in a three–team trade along with Catherine Kraayeveld on March 29, 2010 - New York received Cappie Pondexter and Kelly Mazzante from Phoenix while Phoenix received Candice Dupree and a second–round draft pick from Chicago
- Originally selected by New York in the first round (fifth overall) of the 2004 WNBA Draft

SHAMEKA CHRISTON TODAY

Shameka Christon retired to New York and is working as an entrepreneur in several industries.

SHAMEKA CHRISTON'S CAREER STATS

YEAR	GP-GS	FG-FGA	PCT.	3P-3PA	PCT.	FT-FTA	PCT.	REB	RPG	PF-DQ	A	TO	BK	ST	PTS	PPG
00–01	32–24	117–289	.405	37–113	.327	56–72	.778	132	4.1	90–2	20	64	29	47	327	10.2
01–02	31–29	197–418	.471	31–104	.298	92–133	.692	193	6.2	74–0	25	60	52	61	517	16.7
02–03	32–32	193–434	.445	29–81	.358	81–117	.692	194	6.1	88–3	47	101	35	50	496	15.5
03–04	28–28	219–500	.438	47–129	.364	126–166	.759	195	7.0	81–3	49	91	46	48	611	21.8
TOTAL	123–113	726–1641	.442	144–427	.337	335–488	.687	714	5.8	333–8	141	316	162	206	1951	15.9

HALL OF HONOR

DELMONICA DEHORNEY-HAWKINS

Delmonica DeHorney Hawkins became the second Razorback basketball player and the fourth overall inductee to the Arkansas Hall of Honor in September 2000. The first Kodak All-American at the University of Arkansas, DeHorney set the standard for the Arkansas women's basketball program. The only player in Southwest Conference history to receive three player of the year honors during her career, DeHorney led Arkansas to its peak of domination of the SWC and onto the national stage as a top 10 team.

DeHorney exhibited her promise her first season at Arkansas, earning SWC Newcomer of the Year honors. Her sophomore season was limited due to injuries, but the 6-4 Poteau, Oklahoma product came back stronger than ever as a junior.

It was during the 1989-90 season that DeHorney and Arkansas became household words in the sports world. Leading Arkansas and the SWC in scoring and field goal percentage, DeHorney paced the Razorbacks to the first win over Texas by a conference opponent. The win at Texas broke a 183-game streak and the UT strangle-hold on the conference title. As the SWC Co-Champions, Arkansas was selected for the NCAA tournament. DeHorney stepped up her game, earning All-NCAA West Regional team honors for her back-to-back 30-point games at the Stanford-hosted tournament. Arkansas reached the Elite Eight with DeHorney leading the way.

For her efforts, DeHorney was voted the SWC Player of the Year in 1990, as well as one of the 10 players selected by the WBCA for the Kodak All-America team.

As a senior, DeHorney proved herself again. Repeating as SWC Player of the Year, she led Arkansas to an undisputed SWC crown with a pair of wins over Texas and a 15-1 conference mark. Arkansas added the 1991 SWC Classic trophy to its collection to become the first team besides UT to win the postseason conference tournament. Ranked as high as 8th in the nation, Arkansas received a first-round bye in the 1991 NCAA Tournament but was upset in the Sweet 16 by Lamar.

RECORDS

The post against all others are measured in Arkansas Razorback women's basketball history, Delmonica DeHorney was one of the most accurate scorers in school history and the key to Arkansas leading the nation in field goal percentage during the 1990-91 season.

CAREER

FG PCT: .609, 1st
Blocks: 235, 1st
FTA: 648, 2nd
FGM: 667, 3rd
FTM: 451, 4th
Points: 1785, 5th
PPG: 15.5, T7th
Rebounds: 644, 16th

SEASON

FG PCT: .632 (1990-91), 1st; .629 (1989-90), 2nd; & .601 (1987-88), 6th
Blocks: 83 (1989-90), 1st
FGM: 227 (1990-91), 4th
Points: 583 (1990-91), 5th
PPG: 18.2 (1990-91), 9th

CLASS RECORDS

Junior points, game: 39 vs. Stanford (3-24-90)
Junior points, season: 581 (89-90)
Freshman (7) & senior (T6) blocks in a game
Junior scoring average: 20.0 PPG (89-90)
Junior season blocked shots: 83 (89-90)
Senior season blocked shots: 70 (90-91)

She also holds the record for career scoring in SWC games only along with another 10 SWC game records.

ONE OF A KIND

In the storied history of the Southwest Conference, only one woman was voted by the league coaches to a player of the year honor three times in a career. Delmonica DeHorney was the SWC Newcomer of the Year as a freshman in 1988. An injury limited her playing time as a sophomore, but she returned full force as a junior and a senior to lead the league in scoring and earn the 1990 and 1991 SWC Player of the Year award. The first player twice voted first team all-conference, DeHorney was chosen SWC Player of the Week three times and all-tournament once. Her career was remembered years later as she was the only women's basketball player voted to the five-player SWC All-Decade First Team.

Additionally, one of Delmonica's three blocks was key to Arkansas' snapping the Texas 183-game win streak in SWC games in 1990.

DELMONICA HAWKINS TODAY

Married to Jackson Hawkins and the mother of two, Delmonica lives in Baltimore, Maryland, and works as a juvenile probation officer. Immediately after her playing career at Arkansas, she spent a season in Japan in professional basketball, then a brief time in France. She returned to Fayetteville for the retirement of her jersey, only the second in school history, before settling with her family in Baltimore.

DeHorney-Hawkins joined the Razorback women at the 2011 SEC Championship where she was honored as an SEC Great.

DELMONICA DEHORNEY'S CAREER STATS

YEAR	GP-GS	FG-FGA	PCT.	3P-3PA	PCT.	FT-FTA	PCT.	REB	RPG	PF-DQ	A	TO	BK	ST	PTS	PPG
87-88	28-22	146-243	.601	0-0	-	117-170	.688	167	6.0	98-9	6	50	54	30	409	14.6
88-89	26-4	75-145	.517	0-0	-	62-88	.705	94	3.6	78-4	14	28	28	4	212	8.2
89-90	29-28	219-349	.628	0-0	-	143-213	.671	203	7.0	97-7	24	57	83	21	581	20.0
90-91	32-32	227-359	.632	0-0	-	129-177	.729	177	5.5	77-2	13	72	70	31	583	18.2
TOTAL	115-86	667-1096	.609	0-0	-	451-648	.696	641	5.6	350-22	57	207	235	86	1785	15.5

BETTYE FISCUS



The first of the true greats in Razorback history, Bettye Fiscus set the definition by which all other Arkansas women's basketball players are judged.

In a career of firsts, Fiscus received perhaps her final and most unique honor in 1994 when she became the first female athlete inducted into the University of Arkansas Sports Hall of Honor.

Fiscus was the first player to score over 1,000 points in a career and broke the school record in only two seasons. She went on to become the only women's basketball player to finish with over 2,000 points, and until Razorback All–American and NBA standout Todd Day in the early 1990s, Fiscus was the university's all–time leading scorer.

Also one in a long line of Arkansas prep legends to play for the Razorbacks, she led her hometown of Wynne, Arkansas to the AAA state title and was named player of the year by the Arkansas Democrat–Gazette.

Her jersey number –– No. 5 –– was the first to be retired by the University of Arkansas –– male or female –– and hangs in the Razorback trophy case, as well as in Barnhill Arena.

Even though her career ended in 1985, she still holds two Arkansas overall individual records including career points and field goals made along with eight class records. When she completed her career, she not only was the all–time leading scorer, but the leader in rebounds as well with 785.

Adding to her career honors, she was inducted into the Arkansas Sports Hall of Fame in 2006 and the Southwest Conference Hall of Fame in 2015.

RECORDS

Two decades later, Bettye Fiscus remains Arkansas' all–time scoring leader with 2,073 points, but the original star of the program still holds two individual records and eight class records.

CAREER

Points: 2073, 1st
FGM: 794, 1st
Rebounds: 785, 2nd
FTM: 485, 2nd
PPG: 18.5, 2nd
FTA: 622, 3rd
FGA: 1591, 3rd
RPG: 7.0, 8th
Steals: 205, T9th
FT PCT: .780, 10th

SEASON

Scoring: 655 (81–82), 3rd
FGM: 236 (81–82), 2nd
FGA: 486 (81–82), 4th
Scoring Average: 19.8 (84–85), 6th; 18.7 (1981–82), 7th; 18.3 (82–83), 8th

CLASS RECORDS

Freshman points, season: 655 (81–82)
Freshman points, game: 37 vs. Alaska (2–10–19
Freshman rebounds, game: 18 vs. K–St. (1–20–79)
Freshman scoring average: 18.7 (81–82)
Freshman field goals made: 236 (81–82)
Freshman rebounds: 282 (81–82)
Freshman rebound average: 8.1 (81–82)
Sophomore rebound average (tied): 7.3 (82–83)

She also holds two records for SWC games only, career scoring average and season field goals.

IT'S NOT ALL ABOUT SCORING

While her career rebound mark of 785 did not last more than three years, Fiscus remains No. 2 on the career rebound list and the top guard–wing rebounder. Notable Razorbacks below Fiscus in boards: Kodak All–American Delmonica DeHorney and SEC Player of the Year Shameka Christon.

Fiscus was Arkansas' first all–conference player, earing first–team all–SWC in 1982. She was a three–time all–SWC selection in her career, two–time all–SWC tournament and was selected to the SWC All–Decade Team

BETTYE FISCUS TODAY

Fiscus remains a part of the great history of the Razorback program. She was the first player in university history to have her jersey retired in 1986.

To celebrate the end of the Barnhill Arena era and the opening of Bud Walton Arena, the Women's Athletics Department issued commemorative tickets for the first women's game in the new facility. Each ticket had the image of one of the four career leaders, and a special banquet was held to celebrate "A Moment in Time." Fiscus was joined at the banquet by Amber Nicholas Shirey (UA's then assist leader) and Shelly Wallace, the only woman to break Fiscus' mark for rebounds.

As a part of the 30th anniversary season of Razorback basketball, the University chose Fiscus as its Southeastern Conference Great to be honored at the 2006 SEC Women's Basketball Tournament in North Little Rock.

BETTYE FISCUS' CAREER STATS

YEAR	GP-GS	FG-FGA	PCT.	3P-3PA	PCT.	FT-FTA	PCT.	REB	RPG	PF-DQ	A	TO	BK	ST	PTS	PPG
81–82	35–35	236–486	.486	n/a	–	183–229	.799	282	8.1	76–2	34	85	11	76	655	18.7
82–83	26–25	181–370	.489	n/a	–	114–151	.755	189	7.3	56–1	42	68	7	57	476	18.3
83–84	23–22	158–296	.534	n/a	–	72–94	.766	137	6.0	45–1	29	49	0	27	388	16.9
84–85	28–28	219–439	.500	n/a	–	116–148	.784	177	6.3	45–0	38	50	1	45	554	19.8
TOTAL	112–110	794–1591	.499	n/a	–	485–622	.780	785	7.0	222–4	143	252	19	205	2073	18.5

Perhaps the most notable aspect of Bettye Fiscus' career –– it came before the advent of the three–point shot.

SYTIA MESSER

Named the most outstanding player of the 1998 NCAA West Regional, former Razorback women's basketball player Sytia Messer was an integral part of two of Arkansas' greatest women's basketball teams, the 1998 Final Four and 1999 WNIT Championship squads.

Messer is a 1,000-point scorer (1,379) and, at 5-8, she pulled down 603 rebounds as one of the best rebounding guards in school history. She was a two-time captain for Arkansas as a junior and senior and was named to the SEC All-Freshman team in 1996.

Messer averaged 12.6 points per game in 1997-98, her best season, leading Arkansas to the program's first Final Four appearance. She was named to the Joe Smith Pre-Season All-American team in 1998-99, and then led her team as they ran the table to the WNIT title against Wisconsin.

Along with her play for the Razorbacks, Messer also took time to play in the summer prior to graduation for the collegiate squad of Athletes in Action. She also played for the post-collegian Athletes in Action touring team.

SYTIA MESSER TODAY

Messer was hired as the head women's basketball coach at UCF on April 3, 2022. She brings 22 years of coaching experience to the Knights after previously having served on Kim Mulkey's staffs at LSU (Associate Head Coach, 2021-22) and Baylor (Assistant Coach, 2013-21), as well as had stops at Arkansas State, Memphis, Georgia Tech and Tennessee Tech.

RECORDS

Sytia Messer was a part of two record-setting seasons for Razorback women's basketball. She was a two-time captain while helping Arkansas to the program's first Final Four in 1998 and again when the Razorbacks won the Postseason WNIT title in 1999.

CAREER

FTM: 335, 9th
FGA: 1244, T9th
FTA: 458, 10th
Points: 1379, 16th
Rebounds: 603, 21st

GAME

Steals: 7 vs. St. Bonaventure (12-29-98), T7th

SYTIA MESSER'S CAREER STATS

YEAR	GP-GS	FG-FGA	PCT.	3P-3PA	PCT.	FT-FTA	PCT.	REB	RPG	PF-DQ	A	TO	BK	ST	PTS	PPG
95-96	34-14	102-290	.352	26-100	.260	64-99	.647	177	65	2	39	90	6	45	294	8.7
96-97	28-24	94-259	.363	22-97	.227	58-83	.699	123	65	0	40	50	4	60	268	9.6
97-98	33-32	140-354	.396	37-121	.306	97-137	.708	141	93	4	78	94	10	39	414	12.6
98-99	33-26	133-341	.390	27-94	.287	110-139	.791	162	93	2	51	85	4	34	403	12.2
TOTAL	128-96	469-1244	.377	112-412	.272	329-458	.718	603	316	8	208	319	24	178	1379	10.8

AMBER NICHOLAS SHIREY



While others may have better statistics, arguably no other Razorback has had the impact upon the Arkansas women's basketball program as Amber Nicholas Shirey. An All-SWC and Academic All-America player in the late 1980s and early 1990s, she is the first former women's player to become a full-time coaching staff member at Arkansas. As a result, she played a critical hand in recruiting and coaching the athletes who replaced her in the record books.

It seems fitting that the player to hold the Arkansas record for assists would have the best winning percentage in her career (over 75 percent) of any Razorback. In the process, her teams won 86 games, two SWC titles and made three NCAA appearances. Thanks in part to her 538 assists, her post players led the SWC in scoring twice.

She ended her career second in steals and one of only two players to rank in the top 10 in points, rebounds, steals and assists. Nicholas can rightly lay claim to a stake in the 86 games won during her four years as she played in all 117 games and started a school-record 87 consecutive games. The 1991 SWC Tournament MVP, Nicholas also was a two-time CoSIDA Academic All-American and NCAA Post-Graduate Scholarship recipient.

Her legacy to the program continued as an assistant coach, working with guards like former SEC three-point accuracy champion Kimberly Wilson, former four-time AP All-American Christy Smith and three-point record holder Wendi Willits. She had the privilege to coach the woman who finished off her assist record, Amy Wright.

Shirey was inducted into the Southwest Conference Hall of Fame in the fall of 2017.

RECORDS

Of all the records that Amber Nicholas set during her career, which included virtually every assist and free throw mark, the two that speak to the essence of her game remain to this day. She is the only starting point guard to take her team to play in three consecutive NCAA tournaments and the only Arkansas player named MVP of the SWC Classic.

CAREER

3-PT FG PCT: .416, 2nd
Assists: 538, 3rd
Steals: 220, 5th
Points: 1209, 23rd
Consecutive games started: 87

SEASON

3-PT FG PCT: .477 (90-91), 1st

GAME

Assists: 14 vs. Ole Miss (12-15-90), T2nd; 13 vs. Stanford (3-24-90), T5th; 12 vs. SFA (3-22-90), T10th
3-PT FG PCT: .857 vs. Baylor (3-6-91), T2nd
Steals: 7 vs. ORU (1-30-92), T7th

CLASS RECORDS

It's somehow fitting that the consummate point guard of her era does not hold any class records. However, her post players, Delmonica DeHorney (junior season) and Shelly Wallace (senior season) hold the school class records for most points in a game, season and season scoring average.

"MISS LADY'BACK"

During the program's 25th anniversary celebration, that's the headline on the newspaper article about Nicholas Shirey. The label fits as no person has been involved in more games than any other individual in Arkansas history, 117 as a player, 27 as a graduate assistant coach and 436 as an assistant coach. That's a total of 580 games over a span of 19 years (when the article was written).

A SCHOLAR AND AN ATHLETE

Recipient of several academic awards, Nicholas Shirey was the first Razorback to earn an NCAA Post-Graduate Scholarship. She also was the NCAA Woman of the Year from the state of Arkansas in 1992.

AMBER NICHOLAS SHIREY TODAY

Nicholas Shirey currently serves as the director of basketball operations for the Razorbacks' women's basketball team. Honored by the university with selection to the University of Arkansas Sports Hall of Honor in 2002 as the third Razorback women's basketball player inducted, Shirey was also honored by the athletic department as the Legend Player at the 2003 Southeastern Conference Women's Basketball Tournament hosted in North Little Rock at ALLTEL Arena. She married Farmington High teacher Jason Shirey in 1999, and the Shireys have three children, a son, Ross, and daughters, Reese and Rheid.

AMBER NICHOLAS' CAREER STATS

YEAR	GP-GS	FG-FGA	PCT.	3P-3PA	PCT.	FT-FTA	PCT.	REB	RPG	PF-DQ	A	TO	BK	ST	PTS	PPG
88-89	30-3	79-178	.444	18-46	.391	26-31	.839	61	2.0	63-0	99	61	1	29	202	6.7
89-90	30-30	128-292	.438	31-71	.437	46-53	.868	131	4.4	69-4	169	116	3	67	333	11.1
90-91	32-32	152-308	.494	41-86	.477	53-66	.803	118	3.7	56-1	180	96	1	58	398	12.4
91-92	25-25	98-255	.384	31-88	.352	49-56	.875	118	4.7	60-2	89	100	1	66	276	11.0
TOTAL	117-90	457-1033	.442	121-291	.416	174-206	.845	428	3.7	248-7	537	373	5	220	1209	10.3

CHRISTY SMITH

The fifth Razorback women's basketball player inducted into the Arkansas Sports Hall of Honor, Christy Smith lives forever in the memories of women's basketball fans for her heroic leadership of the 1998 NCAA Final Four team.

Smith became the first Razorback to lead the nation in a NCAA statistical category by shooting 89.9 percent at the free throw line as a freshman. Yet, one of her 15 missed free throws that season cost Arkansas a chance to advance to overtime versus Ole Miss. That loss put Arkansas at 1–3 for SEC games, but Smith would not be denied and led Arkansas on a 6–1 finish to give the Razorbacks their best SEC finish in school history, 7–4, tied for fourth overall.

As a sophomore, Smith had the best single free throw shooting game in Division I for the 1995–96 season, a 15–of–15 effort to defeat Ohio State in the preseason WNIT. Arkansas roared to a program–best start of 13–1, but the team faltered when Smith tore her ACL at Kentucky midway through conference play. Without Smith, the team accepted a NWIT berth.

Upon her return, Arkansas opened 12–1 including Smith leading the Razorbacks' first–ever win over Tennessee, but a tough close made Arkansas the bubble team left out of the NCAA Tournament.

In her final season, Smith rallied Arkansas again into a NCAA bid, but with a ninth seed and the unenviable assignment to the Stanford–hosted subregional it appeared Smith would end her career short of her dream. But two flawless games from the West Lafayette, Indiana guard –– zero turnovers –– put Arkansas into the West Regional at Oakland. Defeating Kansas in the Sweet 16, and struggling from behind against eight–ranked Duke, Smith fulfilled her destiny appropriately at the free throw line. In the waning seconds, Duke fouled Smith twice and she calmly sank all four to send Arkansas to the Final Four in Kansas City. It remains to this day the only time an unranked team reached the Final Four.

Smith closed her career second all–time in assists and fifth in scoring. Only 31 assists shy of her coach Amber Nicholas' record at the time, she certainly would have closed in on No. 1 in assists without her knee injury.

Along with her All–SEC honors, Smith was a member of the inaugural AP Women's All–America Team in 1995. Smith was a four–time honorable mention AP All–American, a feat made more notable by her season ending knee injury in 1996.

RECORDS

Smith was one of the most accurate free throw shooters in the nation during her career. In fact, she led Division I in 1994–95 for the season and had the single best game in all of Division I in 1995–96.

CAREER

FT PCT: .837, 2nd
Minutes: 3960, 3rd
FTM: 461, 3rd
FTA: 551, 4th
Assists: 507, 5th
Games started: 110, T7th
3PM: 465, 10th
Points: 1459, 11th

SEASON

MPG: 37.5 (94–95), 1st; 36.5 (97–98), 3rd; 35.5 (95–96), 4th
Minutes: 1133 (97–98, 8th; 1126 (94–95), 9th
FT PCT: .832 (97–98), 9th

GAME

Points: 33 vs. Ohio State (11–19–95), T26th
FTM: 15 vs. Ohio State (11–19–95), T4th
FT PCT: 1.000 vs. Kentucky (1–31–98), vs. Ohio State (11–19–95), vs. SC (3–3–95), 1st
Steals: 7 at LSU (2–11–98), T7th

CLASS RECORDS

Freshman steals, season: 89 (94–95)

In addition to these records, Smith holds another 14 records for SEC games only including career free throws, career free throw percentage and career consecutive SEC starts –– 43. In fact, she is one of two Razorbacks to start every SEC game of her career that she was able to play (Makayla Daniels the other).

CHRISTY SMITH TODAY

Following her trip to the NCAA Final Four, Smith was a WNBA second–round draft pick of the Charlotte Sting, and as the starting point guard for the franchise, Smith led the Sting to the WNBA Playoffs. Injuries limited her playing time the following season and eventually ended her professional career.

Smith was the fifth Razorback women's basketball player selected by the A–Club membership for inclusion in the Arkansas Hall of Honor. She was inducted in 2005.

Smith and former Razorback defensive back Jeromy Flowers have three children. She served as the head coach at Incarnate Word in San Antonio from 2016–19. Now, Smith is the Director of Operations at the University of Texas, a position she has held since the start of the 2022–23 season.

CHRISTY SMITH'S CAREER STATS

YEAR	GP-GS	FG-FGA	PCT.	3P-3PA	PCT.	FT-FTA	PCT.	REB	RPG	PF-DQ	A	TO	BK	ST	PTS	PPG
94–95	30–30	117–307	.381	40–113	.354	134–149	.899	76	2.5	60–1	133	134	2	89	408	13.6
95–96	22–22	111–276	.402	31–102	.304	110–138	.797	73	3.3	47–0	97	88	1	44	363	16.5
96–97	28–27	100–273	.366	45–134	.336	98–121	.810	68	2.4	57–0	131	82	1	52	343	12.3
97–98	31–31	93–255	.365	40–116	.345	119–143	.832	77	2.5	67–0	146	89	2	54	345	11.1
TOTAL	111–110	421–1111	.379	156–465	.336	461–551	.837	294	2.7	231–1	507	393	6	239	1459	13.1

TRACY WEBB RICE

The fourth Razorback women's basketball player inducted into the Arkansas Sports Hall of Honor, Tracy Webb Rice was the fiery leader of the basketball team during its climb to power in the Southwest Conference era.

Webb's scrappy play resulted in four consecutive 20-win seasons, the Razorbacks' first women's basketball NCAA tournament appearance and first major title with the 1987 National Women's Invitational Tournament.

The leader of a recruiting class that put Arkansas on the map, the Batesville, Arkansas native stole more than the basketball during her four-year career.

Aside from 293 basketballs, Webb stole the show and the hearts of Arkansas fans as one of the most popular on-the-court personalities of the mid-1980s. The first true point guard star, Webb finished her career holding almost all the Razorback assist and steal records. She was the first Razorback player to earn All-Southwest Conference First Team honors, a distinction that began her senior season.

She was also one of the first three Razorbacks named conference player of the week. Her junior-season team was the first in school history to earn an NCAA berth, losing by a point at Missouri in the opening round, 66-65. Her senior season was exciting as the Razorbacks missed beating No. 1-ranked UT by a bucket in Fayetteville (59-56) and at the SWC Tournament (72-70), then was overlooked for a return trip to the NCAA. Fueled to prove they belonged in the NCAA, Webb's team crushed the WNIT field by a 16-point average as she was named the tournament MVP.



RECORDS

One of the first true point guards in Arkansas history, Tracy Webb set the standard by which future "1" players were measured. When she finished her career in 1987, she held almost every guard-oriented career mark, including assists, steals and free throw percentage. She still holds these Arkansas marks.

CAREER

FTA: 526, 5th
Assists: 444, 6th
FTM: 384, 6th
Points: 1403, 13th

GAME

Steals: 8 vs. Grambling (12-16-85), T2nd

CLASS RECORDS

Senior assists, game: 11 vs. Baylor (2-21-87)
Senior Steals, season: 95 (86-87)

She also holds the record for career assists and career steals in SWC games, plus the career and season records for best free throw percentage in SWC games.

MAKING HER POINT

Back in the 1980s, the NCAA tournament was limited to only 32 bids, and as a result many great basketball players never reached the Big Dance. Such was the case for the 1986-87 Razorbacks and their leader, Tracy Webb. Snubbed by the NCAA committee, Webb and company headed west to Amarillo, Texas, and the National Women's Invitational Tournament on a mission. Not only did Arkansas want to win, the team crushed the opposition by a record-setting margin that stood until the end of the NWIT's existence. That same year, Webb had a profound impact on Arkansas' future as she impressed upon a young recruit, Amber Nicholas, her duty to stay home and take over for her at point guard.

TRACY WEBB RICE TODAY

After finishing her playing career at Arkansas, Webb Rice was a graduate assistant coach for the Razorbacks in 1987-88.

She worked for several years as a flight attendant for a major carrier. Married to Paul Rice and the mother of three, Webb lives in Hot Springs, Arkansas.

Tracy was the University of Arkansas' honored former player at the 2005 Southeastern Conference Women's Basketball Tournament in Greenville, South Carolina.

She was inducted into the Arkansas Sports Hall of Fame in 2008.



TRACY WEBB'S CAREER STATS

YEAR	GP-GS	FG-FGA	PCT.	3P-3PA	PCT.	FT-FTA	PCT.	REB	RPG	PF-DQ	A	TO	BK	ST	PTS	PPG
83-84	27-5	69-158	.437	n/a	-	75-109	.688	59	2.2	86-4	61	96	4	51	213	7.9
84-85	28-27	127-264	.481	n/a	-	102-142	.718	96	3.4	79-6	104	126	1	68	356	12.7
85-86	30-29	148-353	.419	n/a	-	91-130	.700	117	3.9	87-5	86	98	1	70	327	12.6
86-87	32-30	165-358	.461	1-7	.143	116-145	.800	116	3.6	73-5	173	135	0	95	447	14.0
TOTAL	117-91	509-1133	.449	1-7	.143	384-526	.730	388	3.3	325-20	424	455	6	284	1343	11.5

KIMBERLY WILSON JENKINS

Kimberly Wilson, a true Arkansas native, etched her name into the history of Razorback Women's basketball with her remarkable scoring prowess and all-around game. Wilson was one of the most well-rounded players in Arkansas Women's Basketball history and stands among a select trio of players in the program's storied history to score at least 1,000 points, dish at least 300 assists and collect 400 rebounds. She became a beloved figure in the program, competing as a shooting guard and a three-year team captain from 1993-1997 at the University of Arkansas. Known as a relentless "bucket-getter," she led the Razorbacks in scoring for three consecutive seasons under the guidance of Coach Gary Blair, boasting an impressive career average of 14.4 points per game.

To this day, Wilson remains a revered figure, holding the sixth spot on Arkansas' all-time scoring list, with an astonishing 1,733 points accumulated across 120 games played in Fayetteville. Her contributions on the court were rightfully recognized with multiple All-SEC performer honors in 1995, 1996, and 1997, alongside being named to the SEC All-Freshman team in 1994.

RECORDS

Wilson is one of three in Arkansas women's basketball history to have tallied 1,000 points, 400 rebounds and 300 assists in their career.

CAREER

3PT FGM: 267, T3rd
3PT FGA: 673, 4th
FT PCT: .815, 5th
Points: 1,733, 6th
FGM: 616, 6th
FGA: 1,394, 6th
Minutes: 3,659, 8th
3PT PCT: .345, 9th
Assists: 332, T10th

SEASON

3PT FGM: 89 (00-01), T4th
Points: 502 (95-96), 14th
FGM: 173 (95-96), 18th

GAME

3PT FG PCT 1.000 (6-6) vs. Butler, 1st, (1-10-94)
FT PCT: 1.000 (10-10) vs. ORU, 1st (2-22-96)
Points: 32 vs. Pittsburgh, 34th (11-25-94)

What truly sets Kimberly Wilson apart is her well-rounded skill set, a cornerstone of Arkansas Women's Basketball history. Wilson's hallmark was her efficiency, as she consistently averaged over 13 points per game in each season spent on the Hill. Even beyond her athletic achievements, she excelled academically, earning a place on the SEC Scholar-Athlete Honor Roll in 1997. Her talent and dedication extended further than just college, as she received an invitation to the inaugural WNBA pre-draft combine and represented her university with pride as part of the Athletes in Action team in 1995. In a fitting tribute to her enduring impact, Kimberly Wilson was honored as an SEC Great during the SEC Women's Basketball Tournament in 1997, forever cementing her legacy in the hearts of Razorback fans and the hall of fame.

"As an Arkansas native, it was a dream come true to play for the University of Arkansas Lady Razorbacks. I had great coaches, teammates, support staff and fans that influenced my experience and made it unforgettable. Being a Division 1 and SEC student-athlete was very difficult with all of the expectations, travel and extra time commitment, but we were held to high standards and made to be accountable on and off the court, which taught me great life lessons."

KIMBERLY WILSON TODAY

Coach Kimberly Wilson Jenkins now lives in Springdale with her husband of 26 years, Quincy Jenkins. She is in her sixth year as a Springdale Public Schools and Har-Ber High School staff member. The couple have two sons who are Har-Ber High School graduates. Lawson Jenkins is currently playing basketball at Missouri Southern State University, and Connor Jenkins, attends the University of Arkansas.

KIMBERLY WILSON'S CAREER STATS

YEAR	GP-GS	FG-FGA	PCT.	3P-3PA	PCT.	FT-FTA	PCT.	REB	RPG	PF-DQ	A	TO	BK	ST	PTS	PPG
93-94	29-13	134-330	.406	61-161	.379	55-69	.797	130	4.5	66-0	50	79	5	41	384	13.2
94-95	29-27	149-355	.420	60-167	.359	55-72	.764	120	4.1	61-0	52	84	4	33	413	14.2
95-96	34-34	173-343	.504	89-192	.464	67-78	.859	133	3.9	66-1	127	119	9	39	502	14.8
96-97	28-27	160-366	.437	57-153	.373	57-68	.838	116	4.1	69-1	103	86	3	42	434	15.5
TOTAL	120-101	616-1394	.442	267-673	.397	234-287	.815	499	4.2	262-2	332	368	21	155	1733	14.4

HALL OF HONOR
AMY WRIGHT

The all-time record holder for assists in a career (717) and second for a single season (205), Wright finished her career as the first starting point guard to take her team to four consecutive postseason appearances (1999-2000, WNIT; 2001-02, NCAA).

As a freshman, Wright guided Arkansas to the 1999 WNIT Championship. Her teams won 77 games, including three 20-win seasons, for one of the most successful four-year periods for Arkansas. Her senior season team set the Arkansas record for the least turnovers in a season.

After her playing career, she has become a successful Division I women's basketball assistant coach. An SEC Academic Honor Roll selection and member of the Arkansas Academic Honor Roll as a sophomore (1999-00), Wright never missed a game, playing in a school-record 131 consecutive contests. She was named to the Women's Basketball News Service Preseason All-America team in 2001-02.

Following her collegiate career, Wright participated in the WNBA Pre-Draft Camp and was drafted by the Detroit Shock in 2002.

A native of Williamsburg, Indiana, Wright earned a bachelor's degree in marketing and management from Arkansas in 2002. She completed her master's degree in sports and administration from Ohio University in December 2012. Following her playing career, Wright went into coaching and served 10 years on Gary Blair's staff at Texas A&M before becoming the associate head coach/recruiting coordinator at Oklahoma. She was named head coach at Long Beach State prior to the 2023-24 season.

RECORDS

Amy Wright led Arkansas in assists four consecutive seasons erasing one of the oldest records in program history with 717 career helps. She is one of three point guards (Tracy Webb and C'eira Ricketts) to lead the Razorbacks in assists all four seasons.

CAREER
Assists: 717, 1st
Games played: 131, T1st
Consecutive games played: 131, 1st
Games started: 125, 2nd
Minutes: 3787, 3rd

SEASON
Assists: 205 (01-02), T2nd
APG: 6.4 (01-02), 2nd
Steals: 66 (01-02), 9th
APG: 2.1 (01-02), T9th

GAME
Assists: 14 vs. Howard (2-15-01), 2nd; 12 vs. Miss. State (3-1-01) & vs. LSU (2-11-99), T10th

CLASS RECORDS
Freshman assists, game (tied): 12 vs. LSU (2-11-99)
Freshman assists, season: 172 (98-99)
Senior assists, game: 11 vs. K-State (3-17-02)
Senior assists, season: 205 (01-02)

AMY WRIGHT TODAY

Amy Wright was hired by Long Beach State as the head coach in the summer of 2023. She heads to California after finishing her second season at the University of Oklahoma as the associate head coach and recruiting coordinator. Wright spent 10 seasons as an assistant coach at Texas A&M with her collegiate coach Gary Blair, working with A&M's point guards, in-bound plays and serving as the recruiting coordinator.

In Wright's final season with the Aggies in 2020-21, the team captured its first SEC regular season title, made its way to No. 2 in the AP poll (highest ranking in program history) and advanced to the NCAA Sweet 16. In nearly 20 years of coaching, Wright has been a part of 15 postseason teams (11 NCAA tournaments) and has won five conference championships. At Texas A&M, she helped the Aggies to eight NCAA Tournament appearances, four Sweet 16 trips and a ticket to the 2014 Elite Eight. Texas A&M also won the SEC Tournament with her on staff.

Wright has coached over 11 first team all-conference selections, including Kelsey Bone (2012-13) and Courtney Walker (2013-14, 2014-15, 2015-16), who were named All-SEC at Texas A&M.

AMY WRIGHT'S CAREER STATS

YEAR	GP-GS	FG-FGA	PCT.	3P-3PA	PCT.	FT-FTA	PCT.	REB	RPG	PF-DQ	A	TO	BK	ST	PTS	PPG
98-99	34-33	41-115	.357	7-35	.200	42-65	.646	62	1.8	81-2	172	113	5	38	131	3.9
99-00	32-30	47-123	.382	10-31	.323	40-59	.678	50	1.6	82-2	142	109	4	36	144	4.5
00-01	33-31	84-184	.457	9-30	.300	62-102	.608	106	3.2	75-0	198	124	12	54	239	7.2
01-02	32-31	64-196	.327	7-33	.212	76-117	.650	99	3.1	66-0	205	101	6	66	211	6.6
TOTAL	131-125	236-618	.382	33-129	.256	220-343	.641	317	2.4	304-4	717	447	27	194	725	5.5