



UT ARLINGTON

SCHEDULE × RESULTS

1-2 0-0 1-0 0-2 0-0

OVERALL WAC HOME AWAY NEUTRAL

NOVEMBER (1-2) CST × RESULT

4	@ Arizona	ESPN+	L, 73-54
7	Arlington Baptist	ESPN+ HOMECOMING	W, 105-35
10	@ Louisiana Tech	ESPN+	L, 71-60
14	@ Arkansas	ESPN+	6:30 PM
18	@ Texas A&M - Commerce	ESPN+	6:30 PM
24	@ Purdue	ESPN+	6:30 PM
29	@ SMU	ESPN+	7 PM

DECEMBER (0-0)

4	Houston	ESPN+	WAC	6:30 PM
16	FIU	ESPN+	6:30 PM	
19	@ UTSA	ESPN+	4 PM	
30	Wiley	ESPN+	4 PM	

JANUARY (0-0)

4	Tarleton State	ESPN+	WAC	2 PM
9	Utah Tech	ESPN+	WAC	6:30 PM
11	Southern Utah	ESPN+	WAC	2 PM
16	@ Utah Valley	ESPN+	WAC	7 PM
23	@ Seattle U	ESPN+	WAC	8 PM
25	Abilene Christian	ESPN+	WAC	2 PM
30	@ Southern Utah	ESPN+	WAC	7:30 PM

FEBRUARY (0-0)

1	@ Utah Tech	ESPN+	WAC	2 PM
6	Utah Valley	ESPN+	WAC	6:30 PM
8	Seattle U	ESPN+	WAC	2 PM
13	@ California Baptist	ESPN+	WAC	8 PM
15	@ Grand Canyon	ESPN+	WAC	4 PM
22	@ Tarleton State	ESPN+	WAC	2 PM
27	Grand Canyon	ESPN+	WAC	6:30 PM

MARCH (0-0)

1	@ Abilene Christian	ESPN+	WAC	1 PM
8	California Baptist	ESPN+	WAC	2 PM

WAC TOURNAMENT (LAS VEGAS, NV × ORLEANS ARENA)

12	First Round	TBA
13	Quarterfinals	TBA
14	Semifinals	TBA
15	Final	TBA



@UTAMavsWBB /UTAMavsWBB



UT ARLINGTON LADY MAVS


1-2, 0-0 WAC



Head Coach: Shereka Wright
UTA Record: 65-50 (5th Yr.)
Overall Record: Same
Ranking: NR

ARKANSAS RAZORBACKS

2-1, 0-0 SEC



Head Coach: Mike Neighbors
Arkansas Record: 122-78 (7th Yr.)
Overall Record: 220-119 (11th Yr.)
Ranking: NR

THE OPENING TIP

SERIES HISTORY

This will be the ninth overall meeting between the Lady Mavs and the Razorbacks, with Arkansas holding an 8-0 record against UTA is 0-4 in Fayetteville and 0-3 in the Bud Walton Arena. The two's first matchup came in November 1992 in the Barnhill Arena. This is the first time the two programs have squared off since 2018 when the Razorbacks visited the College Park Center and defeated the Lady Mavs in a tightly contested game, 66-65. This is the Lady Mavs first trip to Fayetteville since November 2017. It's been exactly seven years since the two last met on November 14, 2018.

SCOUTING ARKANSAS

The Razorbacks are coming off a 71-60 overtime win on the road at Little Rock to move to 2-1 on the young season. Arkansas came back from down 11 entering the fourth quarter to force overtime where they would get the victory. The Razorbacks hold a 1-1 record at home, defeating Texas A&M - Commerce 84-65 and falling to Fairfield, 81-67, in the season opener. The Razorbacks have three players averaging double figures in scoring in the early portion of the season, led by Izzy Higginbottom with 21.7 ppg. Kiki Smith averages 17.3 ppg while Vera Ojenuwa averages an even 12 ppg.

PROBABLE STARTERS



#5 Nya Threatt

Jr. | G | 5-6
Houston, Texas | Dulles HS
3.7 PPG, 2.3 RPG, 3.7 APG in 22.9 minutes per game in 2024-25



#23 Taliyah Clark

Sr. | G | 5-11
Lynnwood, Wash. | Seattle U
9.3 PPG, 2.7 RPG, 0.7 APG in 21.9 minutes per game in 2024-25



#8 Koi Love

5th Yr. | F | 6-0
Orlando, Fla. | USC
18.3 PPG, 3.7 RPG, 2.0 APG in 29.2 minutes per game in 2024-25



#6 Avery Brittingham

5th Yr. | F | 6-1
Fort Worth, Texas | SFA
10.0 PPG, 7.3 RPG, 4.3 APG in 25.0 minutes per game in 2024-25



#7 Zoe Nelson

Sr. | F | 6-2
Austin, Texas | SFA
8.0 PPG, 5.3 RPG, 0.7 APG in 22.5 minutes per game in 2024-25

BY THE NUMBERS

5

The number of newcomers for the 2024-25 season

8

The number of returners from the 2023-24 roster

9

The number of wins head coach Shereka Wright needs to move into fifth all time in the UTA record books

17


The average number of wins the Lady Mavs have secured over the last five seasons

135

Senior guard Taliyah Clark sits 135 points away from joining the 1000 point club

179

Fifth year forward Avery Brittingham needs 179 rebounds to join the 1000 rebound club



ABOUT UT ARLINGTON

GENERAL INFORMATION

Location	Arlington, Texas
Enrollment	48,000
Founded	1895
Conference Affiliation	Western Athletic Conference (WAC)
President	Jennifer Cowley (3rd Year)
Director Of Athletics	Jon Fagg (3rd Year)
Associate AD/SWA	Debbie Garcia
WBB Sports Information Director	Todd Cruff
Athletics Website	UTAmavs.com
School Colors	Royal Blue, Orange & White

HISTORY

First Season / Current Season	1972-73 / 53rd
All-Time Record	753-739 (.505)
Record In College Park Center (2012-Present)	104-68 (.605)

Years In Western Athletic Conference	4 (2012-13, 2022-Present)
All-Time WAC Record	23-33 (.411)
WAC Regular Season Championships	0
WAC Tournament Championships	0

Years In Sun Belt Conference	9 (2013-22)
All-Time Sun Belt Record	103-59 (.636)
Sun Belt Regular Season Championships	0
Sun Belt Tournament Championships	1 (2022)

Years In Southland Conference	30 (1982-2012)
All-Time Southland Record	258-210 (.551)
Southland Regular Season Championships	2 (2005, 2007)
Southland Tournament Championships	2 (2005, 2007)

NCAA Tournament Appearances	3 (2005, 2007, 2022)
NCAA Tournament Record	0-3
WNIT Appearances	4 (1999, 2009, 2017, 2019)
WNIT Record	1-4

2023-24 REVIEW

Overall Record	17-16
WAC Record	11-9
Home / Away / Neutral	7-6 / 7-8 / 3-2
WAC Finish	5th
WAC Tournament	#5 Seed, Lost Semifinals vs. #1 CBU, 83-67

Located in the heart of the Dallas-Fort Worth Metroplex, The University of Texas at Arlington is the largest institution in North Texas and the second-largest in the UT System.

- UTA is a Carnegie Research 1 institution and is also designated as a Texas Tier One institution.
- Of UT Arlington's 270,000-plus alumni, 57% live in North Texas. Maverick alumni occupy leadership positions at all 22 Fortune 500 companies headquartered in North Texas.
- UTA has a \$22.7 billion annual economic impact on the region.
- Students come from every state and more than 100 countries; UTA has the 5th-highest undergraduate diversity index the nation.
- The Wall Street Journal ranked UTA as the top public school in Texas in its 2024 Best Colleges in the U.S.
- UTA ranks No. 4 nationally on Military Times' 2022 "Best for Vets: Colleges" list.

UTA HISTORY

Founded in 1895 as Arlington College, a private school for younger children, UT Arlington had a succession of names and ownerships until it was officially designated as the University of Texas at Arlington on Mar. 13, 1967 – a couple of years after it was transferred into the University of Texas System.

- 1895-1902: Arlington College
- 1902-1913: Carlisle Military Academy
- 1913-16: Arlington Training School
- 1916-17: Arlington Military Academy
- 1917-23: Grubb's Vocational College

**Became A Branch Of The Texas A&M System In 1917*

1923-1949: North Texas Agricultural College

1949-67: Arlington State College

**Transitioned To A Four-Year Division-I School In 1959*

**Became A Branch Of The University of Texas System In 1965*

1967-Present: University of Texas at Arlington



In addition to eight name changes, UTA has undergone seven nickname alterations as well since becoming a state-supported school in 1917.

1917-21
Grubbers / Shorthorns

1921-23
Hornets

1923-49
Junior Aggies

1949-51
Blue Riders

1951-71
Rebels

1971-Present
Mavericks

The 'Mavericks' nickname originated from one of the most influential people in Texas history: **Samuel Augustus Maverick**, a lawyer, politician, land baron and signer of the Texas Declaration of Independence. **His name was the source of the term "maverick,"** which was derived from fellow ranchers who started to refer to Maverick as "independently minded" after he refused to brand his cattle. Unbranded cattle not part of the herd became labeled as "Mavericks."

Maverick was one of the largest landholders in Texas in the 1800s, owning 340,000 acres which promoted the Washington Daily Globe in 1854 to call him "the largest landholder in the world, and by far the wealthiest citizen in Texas." He was the Mayor of San Antonio from 1839-40, and UTA utilized the "**Sam Maverick**" mascot (pictured above) beginning in 1983 for 2+ decades.

2024-25 UT ARLINGTON WOMEN'S BASKETBALL



No.	Name	Pos.	Ht.	Yr.	Hometown / Previous School(s) / High School
0	Kali Haizlip	G	5-9	Jr.	Puyallup, Wash. / College of Southern Idaho / Emerald Ridge HS
1	Aspen Thornton	G	5-7	Sr.	Hot Springs, Ark. / Abilene Christian / Ouachita Baptist / Lake Hamilton HS
2	Kendal Robinson	G	5-10	Fr.	Fort Worth, Texas / North Crowley HS
4	Laura Bello	F	6-3	Sr.	Dublin, Ireland / Idaho State / Newman University / Allen HS
5	Nya Threatt	G	5-6	Jr.	Missouri City, Texas / Dulles HS
6	Avery Brittingham	F	6-1	5 th Yr.	Fort Worth, Texas / Stephen F. Austin / Crowley HS
7	Zoe Nelson	F	6-2	Sr.	Austin, Texas / Stephen F. Austin / Hendrickson HS
8	Koi Love	F	6-0	5 th Yr.	Orlando, Fla. / USC / Arizona / Vanderbilt / Miami Country Day School
14	Aubrey Reid	G	5-11	R-Fr.	Austin, Texas / Austin HS
21	Alexsyah Goudeau	G	5-10	Jr.	Tahlequah, Okla. / Tahlequah HS
23	Taliyah Clark	G	5-11	Sr.	Lynnwood, Wash. / Seattle U / Bishop Blanchet HS
24	Miraya Perkins	F	5-11	So.	Dallas, Texas / Boswell HS
32	Jamaya Perry	F	6-1	R-Fr.	Stockton, Calif. / Saint Mary's HS

COACHING STAFF

Head Coach: Shereka Wright (Purdue '04 / 5th Year)

Assistant Coach: David Pierre Jr. (Grambling State '05 / 2nd Year)

Assistant Coach: Rosalyn Tindel (Midwestern State '17 / 5th Year)

Assistant Coach & Recruiting Coordinator: Kaelynn Boyd (Southeastern Louisiana '16 / 5th Year)

Director of Player Development: Will Watkins (Wisconsin-Parkside '19 / 2nd Year)

Graduate Assistant: DJ McFarlane (UT Arlington '24 / 1st Year)

SUPPORT STAFF

Director of Operations: JD Brooks (North Alabama '14 / 2nd Year)

Strength & Conditioning Coach: Dr. Allison Randall (Morgan State '11 / Masters – Pittsburgh State '13 / Ph.D. – Virginia Tech '18 / 1st Year)

Athletic Trainer: Stacia Coleman (Memphis '17 / 3rd Year)

Student Manager: Evan Fortune (2nd Year)

Student Manager: Remon Jones (2nd Year)

Assistant Director of Communications: Todd Cruff (UT Arlington '14 / 2nd Year)

PRONUNCIATION GUIDE

0: Cali (Like the state) haze-lip

1: As-spen Thorn-ton

2: Ken-dull Rob-in-son

4: Lore-uh Bell-oh

5: NYE-uh THREE-t

6: ey-vuh-ree Brit-ting-ham

7: Zo-eee Nail-son

8: Coy Luh-ve

14: AW-bree reed

21: UH-lex-SEE-uh GOOD-oh

23: TUH-lee-UH Clark

24: MER-ray-UH Per-kens

32: JUH-my-UH peh-ree

HC: SHUH-reek-UH

AC: ROZ-uh-LINN

AC: KAY-linn

LAST TIME OUT

The UT Arlington women's basketball team dropped the opening game of the WAC/CUSA Challenge, falling to Louisiana Tech by a final score of 71-60 on Sunday, Nov. 10, night inside the Thomas Assembly Center.

The Lady Mavs won the opening tip-off and recorded the first score of the game. UTA would go up 6-2 before Louisiana Tech went on a 14-0 run to go up 16-6. The Lady Mavs would end the first quarter on a 6-0 run to cut the Lady Techsters lead down to four, 16-12.

The second quarter saw the Lady Mavs go on a 13-1 run to take the lead, 29-23 with 3:42 left in the quarter. UTA would keep the lead in the five-point range for the remainder of the half before a Louisiana Tech buzzer beater cut the Lady Mavs lead down to three, 35-32, to go into the locker room.

Coming out of halftime, the two teams would trade a pair of baskets before Louisiana Tech would go on 7-0 run to reclaim the lead, 43-39 at the 6:11 mark in the quarter. It was the Lady Techsters first lead since the 5:45 mark of the second quarter, a lead they would not surrender. The Lady Mavs kept it close for the remainder of the quarter, heading into the fourth down five, 50-45.

UTA would cut the lead down to one early in the fourth before a Louisiana Tech 14-2 run would put them up by 11, 62-51. The Lady Mavs managed to trim the deficit down to seven with under a minute left but couldn't get over the hump.

KICKIN' IT WITH KOI

Fifth year transfer Koi Love is establishing herself as one of the premier players in the Western Athletic Conference. Through three games, Love is averaging a league high 18.3 points per game, which is currently the 96th best mark in the nation as of 11/12. Love has put up 55 total points in the Lady Mavs three games, which is tops in the conference and 35th best in the country. She has made 23 field goals in the early going, which is tops in the WAC and the 11th best mark in the NCAA. Love's 53.5 field goal percentage is the second best in the WAC.

Love's nine steals are tied for second in the WAC and 49th in the NCAA. Her average of three steals per game is tied for third in the conference and 77th nationally.

In just her second game in the orange and blue, Love finished with a game high 21 points to go along with one rebound, one assist and one steal in 16 minutes. Love's impressive 10-for-11 night from the floor moved her into the record books as well, putting her in a tie for 9th place with a 90.9 field goal percentage, first time since 2020 that's been done.

Love recorded 20 points in her Lady Mavs debut, that's the most in a debut for the Lady Mavs in over 10 years. In her first game donning the blue and orange, Love swiped a career high five steals and tied her career high with two made three pointers in 33 minutes of action.

THE FACILITATORS

The Lady Mavs boast the top two assists' leaders in the WAC in the early going of the season in Avery Brittingham and Nya Threatt.

Brittingham leads the conference with 13, which is 53rd nationally, while Threatt has 11 total assists which is second in the conference. The pair are third and fourth respectively in the WAC in assists per game with Brittingham averaging 4.3 per game while Threatt is averaging 3.7 per game.

ALL AROUND HOOPER

Avery Brittingham is showing why she's a Preseason All-WAC selection in the early portion of the season. Through three games, she has already posted a triple double, one of two that's happened throughout the NCAA Division I.

Her 13 total assists are tops in the conference and 53rd nationally while her 22 total rebounds are tied for the conference lead.

IF IT'S FREE, IT'S FOR ME

Sophomore Miraya Perkins is showing to be one of the best free throw shooters in the conference in the early part of the season. Perkins has made 10 free throws through three games which is the third best mark in the conference. Her 83.3 percent from the charity stripe has her tied for sixth in the WAC currently.

As a team, the Lady Mavs average 24.33 free throw attempts per game, which is the second best mark in the WAC and 47th nationally.

TRIPLE DOUBLE IN THE HOME OPENER

Avery Brittingham made history for the second year in a row. Brittingham finished with 11 points, 10 rebounds and 10 assists for the third triple double in program history. This is her third career triple double, second as a Lady Mav that came last season against her former team Stephen F. Austin.

GAME OF FIRSTS

Freshman Kendal Robinson along with redshirt-freshmen Aubrey Reid and Jamaya Perry all scored their first collegiate basket in the home opener for the Lady Mavs.

OUR RECORD WHEN...

Overall.....	1-2
Home / Away / Neutral.....	1-0/0-2/-
WAC.....	
Home / Away.....	
White Uniforms.....	1-0
Black Uniforms.....	0-2
Blue Uniforms.....	

LEADS/QUARTERS/HALFTIME/OT

Leading after the 1st quarter.....	1-0
Leading after the 2nd quarter/Half.....	1-1
Leading after the 3rd quarter.....	1-0
Leading at the half, home.....	1-0
Leading at the half, road/neutral.....	0-1
Tied at the half, home.....	
Tied at the half, road/neutral.....	
Games decided by 5 points or fewer.....	
Games decided by 10 points or fewer.....	
Leading with 5:00 left.....	1-0
Leading with 2:00 left.....	1-0
Overtime games.....	

OFFENSE

Scoring less than 70 points.....	0-2
Scoring 70-79 points.....	
Scoring 80-89 points.....	
Scoring 90-99 points.....	
Scoring 100+ points.....	1-0
2 Players Or Less in Double Figures.....	0-1
3 Players in Double Figures.....	0-1
4 Players in Double Figures.....	
5 Players in Double Figures.....	1-0
5+ Players in Double Figures.....	
When shooting 50 percent or higher.....	1-0
When shooting less than 50 percent.....	0-2

REBOUNDING/TURNOVERS

When outrebounding opponent.....	1-0
When outrebounded.....	0-2
When rebounds are even.....	
When grabbing 10+ offensive reb.....	1-1
When forcing 15+ turnovers.....	1-2
When committing less than 15 turnovers.....	1-1
When committing 15+ turnovers.....	0-1
Top Scorers (Includes Ties)	

Months

November.....	1-2
December.....	
January.....	
February.....	
March.....	

WANNA BE A BALLER, SHOT CALLER

It's no secret that fifth year forward Avery Brittingham is the heartbeat of the Lady Mavs, they go as she goes and boy can she go. I mean, after all she only posted the Lady Mavs second ever triple double in program history. She is also the lone two-time All-WAC performer, earning a First Team nod in 2022-23 and a Second Team nod last season.

After a career year in her first season with the Lady Mavs in which she averaged career bests in points (13.1), rebounds (8.4), assists (3.9) and blocks (1.3) per game, eclipsing the career 1000 point plateau and helping propel the Lady Mavs to their best ever finish in the WAC with an 11-9 conference record and a first ever trip to the WAC Tournament semifinals all while leading the WAC in double doubles with 12, Brittingham enters her final season of collegiate basketball as the leader the Lady Rams basketball team.

Brittingham enters the 2024-25 season 58 made shots away from 500 career field goals, one rebound shy of 800, 12 assists away from 300, 23 steals away from 200 and 14 blocks away from 100. If she corrals 201 more rebounds, she will have gathered 1000 rebounds for her career and will mark her third season in a row she's collected 200 or more rebounds.

In four seasons, Brittingham has started in 80 games with two seasons in a row where she has started in every game on the year, a model of consistency.

NEW NUMBER, CALL ME MAYBE

In her first season donning the blue and orange in 2023-24, Brittingham wore No. 12. Fast forward to the 2024-25 crusade and cut that number in half, AB will be suiting up as No. 6. No matter the number, you know who to call when in need ... call AB!

SHARING IS CARING, IT CAN BE FUN

Two of the top three assist leaders return for the Lady Mavs in Nya Threatt and Avery Brittingham. Threatt dished out 101 total assists, third on the squad, while Brittingham served up a team high 129 total assists on the year.

During the 2023-24 run, the Lady Mavs had three players throw out 100 plus assists on the year. The previous season, the Lady Mavs had just one player eclipse 100 plus assists on the year in Jireh Washington who finished with 109 total assists.

CAN THE BLOCK PARTY CONTINUE THROUGH THE NIGHT?

Last season, the Lady Mavs led the Western Athletic Conference in blocks per game with 4.1 as a team. Southern Utah was closest to UTA with 3.8 blocks per game. South Carolina led the nation with 7.8 blocks per game, UTA's 4.1 blocks per game was ranked 53rd nationally, a full 30 spots higher than Southern Utah's 83rd national ranking.

UTA had two of the top three shot blockers in the WAC on the same squad in Avery Brittingham and Adela Valkova. Valkova led the WAC in total blocks with 49, 62nd best in the NCAA, and in blocks per game with 1.48, 75th best in the nation. Brittingham was second in the WAC in total blocks with 43, 93rd best nationally, and third in the conference in blocks per game with 1.30, 103rd best in the NCAA.

PREPARE FOR TROUBLE AND MAKE IT DOUBLE ... IT'S TEAM ROCKET

The Lady Mavs have composed one of the best three point shooting combos in the Western Athletic Conference in senior guards Taliyah Clark and Aspen Thornton.

Clark returns as one of the top three point shooters from the previous year, hitting a team high 60 triples and shooting .347 from deep on the year. Her 1.82 three pointers per game was the fifth best mark in the conference.

Coming into the year, Clark has hit 127 career three pointers and shoots .326 for a career from deep. She made a career high seven three balls at Utah Valley back on January 26, 2023 as a member of Seattle U.

Intraconference transfer Aspen Thornton comes to the Lady Mavs after spending the past two seasons at WAC foe Abilene Christian. In two seasons as a Wildcat, Thornton shot .332 from beyond the arc, hitting 65 total triples in the process.

At Division II Ouachita Baptist, Thornton shot an astounding .381 from deep and a whopping .425 from the field while leading all of Division II in points per game with 23. Her career high in three pointers made is six at Southwestern Oklahoma as a member of Ouachita Baptist. Thornton's Division I career high in made triples is five, which ironically enough happened as a member of ACU and came against the Lady Mavs.

Thornton is a career .351 shooter from deep while hitting 113 total three pointers across Division I & II.

WHERE STARS SHINE THE BRIGHTEST ... ON THE BIG STAGE

Starts Nya Threatt and Avery Brittingham went on a tear in the 2024 Western Athletic Conference Tournament. The tandem had career games that helped propel the Lady Mavs to their first WAC semifinals berth in program history as well as the program's first victory over Utah Tech.

In three games, Brittingham registered three double digit scoring performances including two 20 point outings that included a career high 27 points against Utah Tech. She also posted two double doubles during the tournament which included a season high 15 rebounds against Utah Tech. Also tied her career high with five steals against Southern Utah to open the tournament. Brittingham was named to the All-Tournament team after her stellar tournament run.

Threatt dished out a career high nine assists against Utah Tech while making a career high six field goals for 12 points. The 37 minutes she played against Utah Tech was a career high also. In three games, Threatt registered two double digit scoring efforts.

RETURN OF THE LADY MAVS

Redshirt freshmen Jamaya Perry and Aubrey Reid both look to return to action

for the Lady Mavs in the upcoming campaign. Perry went down with an injury at Colorado last season after appearing in three games in the young season. Reid was sidelined before the start of the 2023-24 season.

Both look towards a successful season and to provide valuable minutes off the bench for the Lady Mavs and show why Coach Wright recruited them.

Reid is a 2023 graduate of Austin High School in Austin, Texas where she was the No. 30 ranked player in Texas. She averaged 13 points, five rebounds and four assists as a junior, being named First Team All-District 26-6A and Academic All-District.

Perry is a 2023 graduate of Saint Mary's High School in Stockton, California where she was #16 on the Prep Girls Hoops 2023 Top 100 list and #22 on the NorCal Preps Northern California 2023 Top 40 list.

READY TO MAKE A SPLASH

Junior guard Kali Haizlip and sophomore forward Miraya Perkins look to build off their first seasons in Arlington.

Haizlip ended her first season for the Lady Mavs, finishing with 97 points, 45 rebounds, 14 assists, 13 steals and two blocks in 298 total minutes spread across 30 games.

She averaged 3.2 points and 1.5 rebounds while shooting 35-for-96 (.365) from the field, 10-for-30 from long distance and 17-of-26 from the foul line. Averaged just under 10 minutes of action per game as a reserve. Posted a Division I career-high in points with 11 against Southern Utah on 4-for-6 from the floor, 1-for-2 from deep and connecting on both free throw attempts. Pulled down a career-high seven rebounds against Tarleton State.

Perkins enters her sophomore season with the Lady Mavs after appearing in 28 games as a true freshman for UTA the previous season. Earned valuable minutes off the bench during her first season in the blue and orange, totaling 227 minutes over the course of the season.

She averaged 1.8 points and 1.3 rebounds where she averaged 8.1 minutes played per appearance. Shot 15-of-39 (.385) from the field and 19-of-24 (.792) from the charity stripe. Registered career high eight points vs SFA, also played a career high 20 minutes as well as making a career high three field goals. Grabbed a career high five rebounds against Southern Utah. Made a career high five free throws at Utah Valley. Picked up her first career block against UTRGV. Scored first collegiate bucket at #11 Texas.

NEW KIDS ON THE BLOCK

The Lady Mavs hit the transfer portal this past offseason and is bringing in a foursome of talented and experienced players to pair with eight returners and one true freshman for the 2024-25 campaign.

Koi Love, a 6-0 forward from the University of Southern California (USC), Zoe Nelson, a 6-2 forward from Stephen F. Austin, Aspen Thornton, a 5-7 guard from Abilene Christian, Laura Bello, a 6-3 forward from Idaho State and Kendal Robinson, a 5-10 guard out of North Crowley High School make up the quintet of newcomers for the Lady Mavs.

Love spent her first two collegiate seasons at Vandy where she made an immediate impact, earning All-SEC Freshman team honors her first season in Nashville after leading the team in scoring with 13.7 points per game. In her career debut, she registered a double-double with 16 points and 10 rebounds in a win over Jacksonville State. She was the first player in school history to win back-to-back SEC Freshman of the Week honors.

Appearing in 29 of the Commodore's 30 games, making 13 starts, Love finished with 396 points, 181 rebounds, 56 assists, 32 steals and 18 blocks in her freshman campaign, which led all Vanderbilt freshmen in points, rebounds, blocks, steals and assists. In the SEC tournament against Auburn, Love scored a then career-high 26 points and dished out seven assists.

Heading into her sophomore season at Vanderbilt, Love started in all eight of the Commodore's games before the season was cut short due to the covid pandemic. She was averaging 20.8 points per game which was the 25th-best average in the nation when Vanderbilt's season was discontinued in January. Dropped her career-high 32 points in the Commodore's last game of the season at No. 12 Kentucky.

Love transferred to Arizona for the 2021-2022 season where she appeared in 28 games, making two starts, and averaged 14.3 minutes per game. Her best performance in a Wildcat uniform came in a win over Oregon State when she dropped 16 points on 7-of-10 shooting from the floor. Love grabbed a season-best 9 rebounds in wins over Marist and Oregon while she led the Wildcats in steals in six different games, including three games of four steals.

Love spent the 2022-2023 season at USC where she played in 17 games, averaging 13.6 minutes per game. She averaged 2.8 points per game and 3.1 rebounds per game while finishing the season with 23 steals, 13 assists and 3 blocks for the Trojans.

During Love's prep career, she was ranked the 40th-best recruit nationally by ProspectsNation and the 89th-best recruit nationally by ESPNHoopGurlz. Love was also one of 50 high schoolers named to the prestigious 2019 Naismith High School Girls' Watch List. She was a three-time FABC First Team selection and three-time 4A All-State selection after averaging at least 15 points and 11 boards in her three seasons on varsity.

Nelson spent the past three seasons in a Lumberjacks uniform where she averaged 4.9 points and 4.7 rebounds per game in those three years. Nelson appeared in 71 games, making 26 starts, and shooting an impressive .419 from the field and averaging 14.9 minutes per contest during her time in Nacogdoches.

This previous season was a career year for Nelson, where she started 25 of the Lumberjacks' 34 games and appeared in 26 of those contests. She averaged a career-high 7.8 points and 7.3 rebounds in 24.6 minutes per game. Nelson put up 204 total points on the year after shooting .394 from the floor. Her 190 total rebounds and 27 blocks for the season were both second on the team.

Her sophomore campaign she appeared in 26 games and averaged 12.5 minutes per game while also averaging 4.0 rebounds and 3.9 points per contest. Nelson posted a double-double with a season-high 15 points and 15 rebounds to go along with two steals in 26 minutes against UT Rio Grande Valley.

During the 2021-22 season, Nelson's freshman campaign, she appeared in 19 games and made one start. She averaged 5.1 minutes, 2.0 rebounds and 2.2 points per game and registered a season high 10 points against Arlington Baptist. Facing Our Lady of the Lake University, Nelson pulled down 10 rebounds and recorded five blocks in a game against Sam Houston.

A native of Austin, Texas, Nelson attended Hendrickson High School where she was helped guide the Hawks to a 124-24 record during her four years and was named the Central Texas Player of the Year by the Austin-American Statesman for her senior season. She was also a three-time UIL All-Region honoree as well as a member of the UIL All-State Team and was named the District MVP. Nelson averaged 17.2 points and 10 rebounds coming out of high school and had a triple-double under her belt.

Thornton joins the Lady Mavs after spending the previous two seasons with the Wildcats where she averaged 12.1 points per game, 2.6 rebounds per game and 2.5 assists per game while shooting .410 from the field, .326 from beyond the arc and .764 from the free throw line. In her two seasons at ACU, she appeared in 43 games, making an even 40 starts.

This past season, Thornton registered 203 total points for an average of 11.9 points per game. She shot .384 from the floor while shooting .304 from deep in 17 games. In those 17 games, she averaged 30.9 minutes per game which was second on the team. She shot an impressive .779 percent from the free throw line for the season.

In her first season in Abilene, Thornton appeared in 26 games while making 23 starts and shot an astounding .426 percent from the field while shooting .339 from deep and .750 from the charity stripe. She corralled 68 rebounds on the season while dishing out 76 assists and finishing with 46 steals. For her efforts, she was named to the 2022-23 All-WAC Newcomer Team.

Thornton transferred to Abilene Christian from Division II Ouachita Baptist, where she spent her freshman season. She led all of NCAA Division II in scoring with 23.4 points per game and set the single-game scoring record for the Tigers with a 43-point performance against Arkansas Tech. Thornton was named the Great American Conference Freshman of the Year, First Team All-GAC and All-Region Second Team.

Hailing from Hot Springs, Arkansas, Thornton attended Lake Hamilton High School where she was a three-time conference champion and helped the team qualify for three state tournaments. Her high school accolades include being named Class 5A All-State three times, named 5A South All-Conference three times, was twice named the 5A South Conference Player of the Year, named Sentinel Record Garland County Player of the Year and named Sentinel Record All-Garland County three times.

Bello spent the past two seasons at Idaho State, joins the UT Arlington women's basketball program for the 2024-25 campaign.

During her two seasons for the Bengals, Bello appeared in 46 games, making 44 starts and averaged 9.7 points per contest while averaging 7.7 rebounds and 26.9 minutes per game.

This past season for the Bengals, Bello appeared in 26 games, making 26 starts, and averaged 8.3 points and 6.5 rebounds per game while averaging 26 minutes per contest. Her 250 total points were second on the team while her average of 8.3 per game ranked third on the squad. She gathered 192 rebounds for the season, which was the second-best mark on the team. Bello's 31 blocks led the Bengals, while her 1.03 blocks per game ranked fourth in the Big Sky Conference. She posted a season-high 17 points against Utah Valley back in December 2023.

Bello's first season at Idaho State, she made an immediate impact for the Bengals, appearing in 30 games and making 21 starts. Bello averaged 11.3 points and 9.6 rebounds per game, just shy of the season double-double average, and shot an impressive .419 from the floor. She led the Big Sky Conference in rebounds for the season and was ranked 51st in the NCAA in boards and 34th in rebounds per game. For her efforts, Bello was named to the All-Big Sky Honorable Mention team.

Before she arrived at Idaho State, Bello played her freshman season at Division II Newman University. For the Jets, Bello appeared in 27 games, making one start while shooting an astounding .469 from the floor to average 7.6 points per game. She finished the season with 129 total rebounds to go along with nine steals and nine blocks. Bello is a 2021 graduate of Allen High School.

The lone true freshman on the squad, Robinson was the #27 overall recruit in the state of Texas. A three-time letterwinner for the North Crowley Panthers, Robinson is a major threat on both ends of the court as she averaged 18 points, 5 rebounds, 2 assists and 2 steals per contest which garnered her UIL Region 1 6A All-Regional Team honors her junior year.

HEY, I KNOW YOU

With eight returners, this is a stark contrast from a season ago when the Lady Mavs brought in 12 newcomers while returning only three from the 2022-23 season. Not only do the eight have a year under their belt playing with each other, the tandem of Nya Threatt and Alexsyah Goudeau are entering their third season playing together and are the most senior members of the program.

Newcomers Zoe Nelson and Kendal Robinson have familiarity with Avery Brittingham. Brittingham was a teammate of Nelson's at Stephen F. Austin for two seasons, the 2021-22 and 2022-23 seasons, and are best friends off the court. Robinson's mother, Courtney Dixon, coached Brittingham in AAU so the pair have known each other for years.

Transfer Koi Love is reuniting with Coach Wright for Love's final season of collegiate basketball. Coach Wright and Love have a history together dating back to 2018 when Wright was the recruiting coordinator and associate head coach at Vanderbilt, and she recruited Love to the Commodores.

IT'S A FAMILY AFFAIR

Basketball is a family affair for several people, and that's no different for some Lady Mavs. Fifth year Avery Brittingham is following in the footsteps of her brother, Hayden Brittingham, who spent the 2021-22 season as part of the UT Arlington men's basketball team. Sophomore Miraya Perkins is the daughter of former North Carolina Tar Heel, Olympian and 17 year NBA veteran, Sam Perkins.

THE PRICE IS WRIGHT

Head coach Shereka Wright overtook Cindy Salser (1976-79) for the sixth most wins in school history with 52 last season after a win against Tarleton State on Jan. 4, 2024. After the victory over Arlington Baptist in the 2024-25 home opener, Wright now has 65 wins and trails Krista Gerlich (121), Donna Capps (119), Connie Kelch (117), Mike Dean (115) and Samantha Morrow (74). Wright's .565 winning percentage is the 3rd best in program history.

HOME SWEET HOME

The Lady Mavs claimed their 100th victory inside the friendly confines of the College Park Center with a win over Abilene Christian back on Jan. 20, 2024. After a victory over Arlington Baptist, the Lady Mavs now sport a 104-67 overall record at the CPC. UTA seems to be at their best when playing in front of the home crowd.

TEXAS TAKEOVER

The Lady Mavs have six players from the great state of Texas. The DFW is well represented with three (Brittingham, Perkins & Robinson) of those players hailing from North Texas while two hail from the greater Central Texas area, Austin to be exact (Nelson & Reid). Threatt is from the Houston area. Head coach Shereka Wright played her high school ball in Copperas Cove, Texas. Assistant coach Rosalyn Tindel is from Wichita Falls, Texas and played her college ball in her home town at Midwestern State.

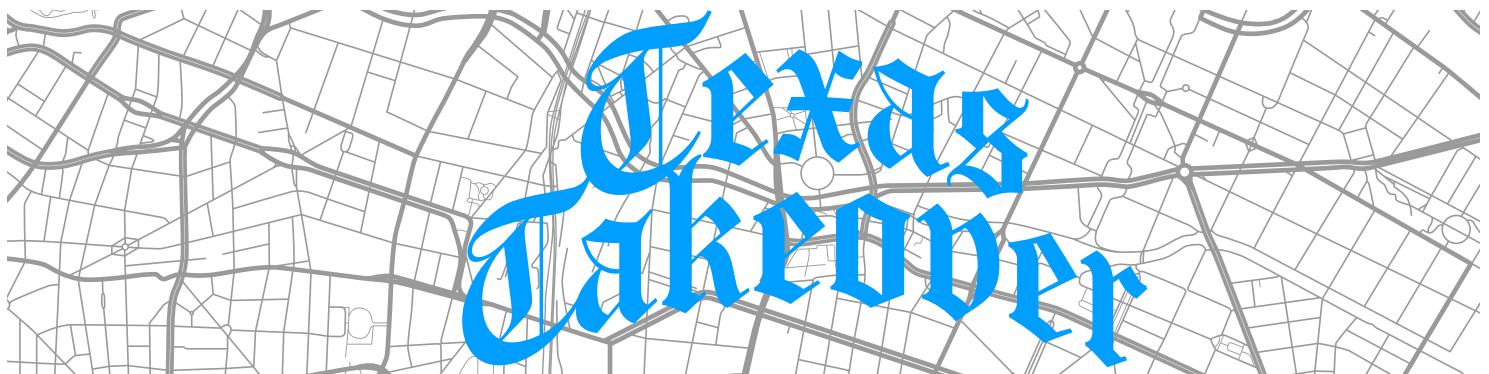
UT ARLINGTON BY THE NUMBERS

Milestone Wins

- 100th win - 65-50 vs Texas Woman's on Nov. 13, 1979
- 200th win - 64-51 vs Texas Wesleyan on Feb. 2, 1987 (in Fort Worth, Texas)
- 300th win - 73-55 vs Nicholls State on Feb. 15, 1996
- 400th win - 67-63 at Louisiana Monroe on Feb. 1, 2003
- 500th win - 54-41 vs Texas A&M - Corpus Christi on Jan. 26, 2008
- 600th win - 65-58 vs Appalachian State on Feb. 13, 2016
- 700th win - 60-40 at Arkansas State on Feb. 26, 2021
- 750th win - 67-53 vs Utah Valley on Mar. 2, 2024

By The Decade

- 1972-82: 147-135 (.521)
- 1982-92: 109-165 (.398)
- 1992-02: 135-141 (.489)
- 2002-12: 169-132 (.562)
- 2012-22: 161-131 (.551)
- 2022-present: 32-35 (.478)
- Overall: 753-739 (.505)



Women's
Basketball
mavericks

SHEREKA WRIGHT



HEAD COACH

Shereka Wright, who led UT Arlington to an NCAA Tournament appearance in just her second season while capturing Sun Belt Coach of the Year accolades, has made an incredible impact on the Lady Mavs program in only four short seasons. She enters her fifth year in 2024-25.

New Era in the WAC

During the 2023-24 season, Wright helped guide the Lady Mavs to a 17-16 overall record and the semifinals of the WAC Tournament before falling to the eventual champions in California Baptist, the furthest the Lady Mavs have made it in their three seasons in the WAC (2012-13, 2022-Present).

Wright notched her 50th career win on the road at Jacksonville State on December 19, 2023. She ended the 2024 season with 64 wins, which moves her into sixth all-time in program history and sits 13 wins away from tying Samantha Morrow for fifth all-time. Wright's career .571 winning percentage is the third best mark in the school's history.

Under her watch, Wright engineered the Lady Mavs 750th program win, March 2 at Utah Valley, as well as UTA's 100th program win inside the College Park Center, defeating Abilene Christian on January 20.

Wright constructed a tough non-conference schedule that began the season with South Florida while facing nationally ranked Colorado (No. 8) and Texas (No. 11). The Lady Mavs also faced the regular season Southland Conference champions in Lamar, UTSA and Illinois State teams who made the WNIT.

Under Wright's tutelage, two student-athletes joined the 1000-point club in Gia Adams and Avery Brittingham. Adams was an All-WAC First Team selection while Brittingham was an All-WAC Second Team selection. Brittingham led the conference in rebounding as well as double doubles. Brittingham also posted the second triple double in program history and her second career triple double, becoming the fourth player in WAC history to record multiple triple doubles.

Two seasons ago, Wright guided the Lady Mavs through a multitude of injuries to finish 14-17 overall and 8-10 in conference play, although the team won four of their final six regular season games in their first season in the Western Athletic Conference since the 2012-13 year. The campaign ended with a heartbreaking loss, 80-78, to Seattle in the opening round of the WAC Tournament.

While battling injuries, the Lady Mavs also played a tough non-conference schedule with matchups against nationally-ranked Arizona, Oklahoma and Baylor. They also played Toledo, which made the second round of the NCAA Tournament, as well as Kansas, which made the WNIT.

The Lady Mavs finished among the nation's top five in both free throw attempts and free throws made while also ranking among the top 50 in steals per game (29th), scoring offense (49th) and turnovers forced per game (50th).

Starr Jacobs became the first player in program history to be named a two-time conference player of the year, averaging 20.4 points, 10.7 rebounds, 3.7 assists and 3.4 steals over 18 conference games. She led the conference in scoring, rebounding, offensive rebounding and steals while finishing fourth in field goal percentage and sixth in assists. She had a higher point per game average than any previous player of the year recipient in the WAC since UMKC's Elise O'Connor registered 22.8 per game in 2013-14.

During the season, Jacobs became the first player in program history to reach 1,000 career points in less than two years while concluding the season 14th on the program's career scoring list. A two-time WAC Player of the Week, she averaged an incredible 27.8 points, 15.2 rebounds, 4.8 assists and three steals over the final five regular season games. Prior to the season, she was the first player in program history to be named to the Becky Hammon Mid-Major Player of the Year award watch list.

Graduate senior transfer Kayla White (SMU) was also named Second Team All-WAC while finishing as the conference's fifth-leading scorer in conference play with 14.9 per contest. She tallied 24 games with double-figures, including five with 20+ in conference play alone and finished her collegiate career with 1,484 points.

Taleyah Jones was named a two-time WAC Freshman of the Week, finishing as the team's fourth-leading scorer at 8.7 per contest. In the month of December, she averaged 11.6 points per game and became the 11th freshman in NCAA Division I play during the season to score at least 30 points in a game against Texas A&M-Texarkana.

Historic Season

In the historic 2021-22 season, Wright guided the Lady Mavs to a 20-8 record and the Sun Belt Tournament Championship. That earned the conference's automatic bid into the NCAA Tournament for the third time in school history and the first since 2007. For her efforts, Wright was named SBC Coach of the Year in addition to Texas Coach of the Year by Dave Campbell's Texas Basketball.

During the season, Wright was named the HoopDirt.com National Coach of the Week after a pair of come-from-behind overtime victories over Houston and North Texas early in the season. She also guided the Lady Mavs to the program's first-ever win over a ranked opponent, defeating No. 13/17 South Florida, 61-56, on Dec. 2, 2021.

Wright became the second coach in school history to have 10 or more wins in conference play in back-to-back seasons, joining just Samantha Morrow in the 2007-08 and 2008-09 seasons. She also led UTA to their best ever road record based on winning percentage at 9-2 (.818) including an incredible 7-1 record in SBC play.

HEAD COACH SHEREKA WRIGHT

COACHING CAREER

2006–13: Texas Tech (Assistant)

2013–18: Alabama (Assistant)

2018–20: Vanderbilt (Associate)

2020–Present: UT Arlington (Head)

PLAYING CAREER

2001–04: Purdue

2004–06: WNBA, Phoenix Mercury



UTA HEAD COACHING HISTORY

Coach	Years	W	L	Pct.
Carla Lowry	1972–73	3	7	.300
Jody Conradt	1973–76	43	39	.524
Cindy Salser	1976–79	51	38	.573
Connie Kelch	1979–89	117	172	.405
Jerry Isler	1989–92	42	43	.494
Mike Dean	1992–00	115	105	.523
Donna Capps	2000–07	119	89	.572
Samantha Morrow	2007–13	74	97	.433
Karen Blair*	2012–13	3	5	.375
Krista Gerlich	2013–20	121	94	.563
Shereka Wright	2020–	65	50	.565
TOTAL		753	739	.505

*Blair took over for Morrow on Feb. 14, 2013 as the Interim Head Coach

Individually, Wright coached up SBC Player of the Year, Starr Jacobs, who went on to win SBC Tournament MVP honors while averaging 21 PPG, becoming the first player in program history to average at least 20 PPG in a season. Terryn Milton also earned all-conference honors along with a spot on the SBC All-Tournament Team.

UTA concluded its magical season with a close loss to Iowa State in the first round of the NCAA Tournament. The 14th-seeded Lady Mavs went to Ames and nearly pulled off a massive upset, leading by five at the half and by three with less than six minutes remaining. The third-seeded Cyclones used a late rally to pick up a 78-71 win over the Lady Mavs – who would have become the first 14 seed to ever win a game in the tournament.

For her efforts, former UTA athletic director, Jim Baker, announced the two-year extension for Wright with UTA through the 2027 season.

First Campaign

In her first campaign as a head coach, Wright led the Lady Mavs to a 13-7 overall record, including an 11-4 finish in Sun Belt play, through an interesting season that saw multiple stoppages due to COVID opt-outs, injuries and games postponed/canceled.

Wright secured her first career win in the season opener against Texas A&M-Commerce at the College Park Center. UTA went on to earn the West Division's No. 2 seed in the SBC Tourney, falling to App State in the quarterfinals.

Despite the challenges that were thrown the team's way, Wright and the Lady Mavs led the Sun Belt in scoring defense (54 PPG), field goal percentage defense (34.8 percent) and three-point percentage defense (26.7 percent) while ranking top-3 in scoring margin (2nd; +7.0), three-point percentage (3rd; 32.3 percent), assists (2nd; 14.9 APG) and assist/turnover ratio (2nd; 0.9).

In the national rankings, the 2020-21 edition of the Lady Mavs ranked in the Top-50 nationally in multiple categories, including scoring defense (10th), field-goal percentage (12th) and three-point percentage defense (20th).

Prior to UTA

Wright – a Texas High School Hall of Fame member and former longtime assistant coach at Texas Tech – brought an impressive resume to the Lady Mavs that included two seasons with Vanderbilt (2018-20), five years at Alabama (2013-18) and seven campaigns in Lubbock (2006-13).

Known nationally as a strong recruiter, Wright – who served as Vanderbilt's recruiting coordinator – helped bring a pair of ESPNW top 100 players to the Commodores' Class of 2019, including Koi Love, who became the first player in school history to earn back-to-back SEC Freshman of the Week honors.

Prior to Vandy, Wright was a critical part of Alabama's resurgence and helped the Crimson Tide to consecutive 20-win seasons, which included the quarterfinals of the 2018 WNIT. Under Wright's tutelage, Alabama forward Ashley Williams finished her career ranked ninth in school history in scoring (1,450) and fifth in rebounding (859). Additionally, under Wright's direction, SEC All-Freshman selection Ashley Knight set the Alabama single-season record and led the league in blocks with 90, becoming the first player in program history to finish as the SEC's leader in blocks. Wright also was instrumental in constructing a signing class that ranked in the top 25 nationally, featuring both the Alabama and Mississippi high school players of the year.

Wright began her coaching career at Texas Tech and was responsible for the perimeter players, recruiting, scouting, academics and equipment. She helped the Lady Raiders advance to the postseason five times, and posted 20+ win seasons each of the last three years – including advancing to the NCAA Tournament twice.

Playing Career

A native of Copperas Cove just west of Fort Hood, Wright was named the 2000 National High School Player of the Year at Copperas Cove High School while compiling school records in points (3,269), rebounds (1,148) and blocks (220). At the time of her graduation, she was just the 36th player in the country and only the fourth Texan to record 3,000 points in a high school career. As a senior, she averaged 25 points and 10 rebounds per game.

Following her prolific high school career, Wright went on to star at Purdue University where she remains to this day the only three-time All-American in Purdue women's basketball history. She was just the third Boilermaker in program history to be named First Team All-Big Ten on three occasions, and she was a finalist for National Player of the Year as both a junior and senior. As a freshman in 2001, Wright was named to the NCAA Final Four All-Tournament Team.

Wright amassed 2,251 points (2nd in Purdue history) and 793 rebounds (7th) over the course of her career to go with 177 blocked shots (10th), 291 assists (17th) and 129 steals. Her 350 offensive rebounds are the most in school history. Wright made and attempted more free throws than any player in Big Ten history, going 776 for 1,071 from the line.

Throughout her four-year career, Purdue appeared in four NCAA tournaments, advancing to the national championship game in 2001, the Elite Eight in 2003 and the Sweet Sixteen in 2004. Purdue won two Big Ten regular-season titles (2001, 2002) and a pair of Big Ten Tournament crowns (2003, 2004) with Wright being named Most Outstanding Player both times.

Wright, who graduated from Purdue in 2004 with a degree in health and fitness, was inducted into the Purdue Athletics Hall of Fame. Following her collegiate career, Wright was selected as the 13th overall pick in the 2004 WNBA Draft by the Detroit Shock after a stellar career at Purdue. She was traded to the Phoenix Mercury on draft night, and spent two seasons with them until an injury brought her professional playing career to an end in 2006.

2024-25 UT ARLINGTON WOMEN'S BASKETBALL

HOME-COURT ADVANTAGE

UTA celebrated the 10-year anniversary of the College Park Center on Feb. 5, 2022, against Appalachian State. The CPC opened on Feb. 1, 2012, with the Mavs capping a men's and women's doubleheader with a 67-66 victory over UTSA in front of a then-school-record crowd of 6,228.

CPC ATTENDANCE HIGHS

1)	6,421	11/16/12	MBB vs. Oklahoma
2)	6,336	3/22/17	MBB vs. CSU Bakersfield (NIT)
3)	6,228	2/1/12	M/WBB vs. UTSA
4)	6,186	1/24/19	WBB vs. Georgia Southern
5)	6,105	12/3/15	MBB vs. North Texas
6)	5,714	1/16/20	WBB vs. Louisiana
7)	5,390	3/20/17	MBB vs. Akron (NIT)
8)	5,272	2/11/12	MBB vs. Texas State
9)	5,033	1/23/16	MBB vs. Little Rock
10)	5,011	2/9/17	WBB vs. Little Rock



YEAR	RECORD	PERCENTAGE
2011-12	1-4	.200
2012-13	3-11	.214
2013-14	3-11	.214
2014-15	10-5	.667
2015-16	7-8	.467
2016-17	11-3	.786
2017-18	13-2	.867
2018-19	12-3	.800
2019-20	12-4	.750
2020-21	8-1	.889
2021-22	8-4	.667
2022-23	8-6	.571
2023-24	7-6	.538
2024-25	1-0	.1000
TOTAL	104-68	.605

ABOUT THE CPC

The Mavericks have called the beautiful College Park Center home since the 7,000 all chair-back seat multi-purpose arena opened in 2012. The \$78 million project broke ground on March 5, 2010, and opened less than two years later. The arena is part of a 20-acre section of campus known as the College Park District, which includes a residence hall, student apartments, a 4.62 acre park, restaurants and three parking garages. The arena features 4,055 lower bowl seats, in addition to a 2,800-square-foot hospitality suite. A distinctive feature is a center hung 4-sided Daktronics LED scoreboard with an additional end zone LED display, ribbon displays and scorer's table. The lower concourse contains sports medicine facilities, two full-sized practice courts, a 2,500-sq-ft weight room, a press center, an academic support study center and coaches' office suites. In addition to UTA basketball and volleyball games, the facility hosts a variety of concerts, speaking engagements and other events. The WNBA's Dallas Wings also call College Park Center home during their season.



TEXAS HALL -- THE HOME BEFORE COLLEGE PARK CENTER



Prior to the College Park Center, the Mavs called Texas Hall home – which was one of most unique venues in all of college athletics. Opened on Oct. 18, 1965 – with the first-ever performer being Louis Armstrong – the initial basketball game was contested on Dec. 1 that same year against East Texas State.

The on-campus proscenium theater, which is still in use today, put the Mavs and their opponent on an elevated stage with 600 bench seats on the back of the stage and the remainder of the 4,200 capacity in theater-style seating on the other side of the court separated into a lower level and balcony section.

In 1997, Sports Illustrated named Texas Hall as “The Best Place In America To Watch College Basketball.” For the final 12 years in which games were played in Texas Hall, they were contested on the floor which was used at the 1999 Men's Final Four at Tropicana Field in St. Petersburg, Fla. **UTA accumulated a 351-222 (.613) all-time record on “The Stage” from 1965-2012.**


2024-25 UT ARLINGTON WOMEN'S BASKETBALL



WESTERN ATHLETIC CONFERENCE 2023-24 FINAL STANDINGS

#	SCHOOL	WAC	CONF. WIN%	OVERALL	WIN%	STRK
1	California Baptist	18-2	.900	28-4	.875	L1
2	Grand Canyon	16-4	.800	24-8	.750	L3
3	Stephen F. Austin	14-6	.700	22-12	.647	L1
4	Utah Tech	12-8	.600	18-14	.562	L1
5	UT Arlington	11-9	.550	17-16	.515	L1
6	Abilene Christian	10-10	.500	14-16	.467	L1
7	Tarleton State	7-13	.350	11-20	.355	L1
8	Southern Utah	6-14	.300	8-22	.267	L1
9	Seattle U	6-14	.300	6-23	.207	L1
10	Utah Valley	5-15	.250	10-19	.345	L1
11	UT Rio Grande Valley	5-15	.250	6-23	.207	L5

Stephen F. Austin and UT Rio Grande Valley both joined the Southland Conference on July 1, 2023.



23-24 ALL-WAC AWARDS & TEAM

PLAYER OF THE YEAR

Chloe Webb × Sr. × G × California Baptist

DEFENSIVE PLAYER OF THE YEAR

Destini Lombard × Sr. × G × SFA

SIXTH WOMAN OF THE YEAR

Laura Erikstrup × Gr. × F × Grand Canyon

FRESHMAN OF THE YEAR

Payton Hull × Fr. × G × Abilene Christian

COACH OF THE YEAR

Jarrod Olson × California Baptist

ALL-WAC FIRST TEAM

Chloe Webb × Sr. × G × California Baptist

Tiara Brown × Sr. × G/F × Grand Canyon

Kurstyn Harden × R-Sr. × C × SFA

Gia Adams × Jr. × G × UT Arlington

Breaunna Gillen × 5th × G × Utah Tech

ALL-WAC SECOND TEAM

Bella Earle × Jr. × G × Abilene Christian

Payton Hull × Fr. × G × Abilene Christian

Daylani Ballena × Sr. × G × Southern Utah

Avery Brittingham × Sr. × F × UT Arlington

Maddie Warren × R-So. × G × Utah Tech

WAC ALL-DEFENSIVE TEAM

Nae Nae Calhoun × Sr. × G × California Baptist

Tiara Brown × Sr. × G/F × Grand Canyon

Trinity San Antonio × Jr. × G × Grand Canyon

Gia Adams × Jr. × G × UT Arlington

Kyla Deck × So. × G × SFA

Destini Lombard × Sr. × G × SFA

WAC ALL-FRESHMAN TEAM

Payton Hull × Fr. × G × Abilene Christian

Khloe Lemon × Fr. × G × California Baptist

Ava Uhrich × Fr. × F × Southern Utah

Faith Acker × Fr. × C × Tarleton State

Jayda Holiman × Fr. × G × UTRGV

THE NEW-LOOK WESTERN ATHLETIC CONFERENCE



2012-13 WAC MEMBERSHIP (Current Affiliation)

Denver (Summit League)

Idaho (Big Sky Conference)

Louisiana Tech (Conference USA)

New Mexico State (Conference USA)

San Jose State (Mountain West Conference)

Seattle U

Texas State (Sun Belt Conference)

Utah State (Mountain West Conference)

UT Arlington

UTSA (American Athletic Conference)

2023-24 WAC MEMBERSHIP

Abilene Christian

California Baptist

Grand Canyon

Seattle U

Southern Utah

UT Arlington

Tarleton State

Utah Tech

Utah Valley

2024-25 PRESEASON COACHES POLL

Rank	Team (1st-Place Votes)	Points
1	Grand Canyon (4)	59
2	California Baptist (4)	58
3	UT Arlington (1)	53
4	Abilene Christian	37
5	Southern Utah	33
6	Tarleton State	28
7	Utah Tech	24
8	Utah Valley	17
9	Seattle U	15

PRESEASON ALL-WAC TEAM

PRESEASON PLAYER OF THE YEAR

Trinity San Antonio × Sr. × G × Grand Canyon

Payton Hull × So. × G × Abilene Christian

Tiara Brown × Gr. × G/F × Grand Canyon

Trinity San Antonio × Sr. × G × Grand Canyon

Daylani Ballena × Gr. × G × Southern Utah

Avery Brittingham × 5th × F × UT Arlington



In October of 2022 the WAC officially relocated its conference headquarters to the city of Arlington, less than five miles from UTA's campus. The WAC had been anchored in Denver for all but a brief stretch of its initial 60 years of existence.



2024-25 UT Arlington Women's Basketball Combined Team Statistics All games

Game Records

Record	Overall	Home	Away	Neutral
ALL GAMES	1-2	1-0	0-2	0-0
CONFERENCE	0-0	0-0	0-0	0-0
NON-CONFERENCE	1-2	1-0	0-2	0-0

Score by Periods

Team	1st	2nd	3rd	4th	OT	TOT
UT Arlington	47	57	49	66	0	219
Opponents	48	38	47	46	0	179

Team Box Score

No.	Player				Total		3-Point		F-Throw		Rebounds								PTS	AVG		
		GP-GS	MIN	AVG	FG-FGA	FG%	3FG-3FGA	3FG%	FT-FTA	FT%	OFF	DEF	TOT	AVG	PF	DQ	A	TO			BLK	STL
8	LOVE, Koi	3-3	87:31	29.2	23-43	.535	2-11	.182	7-11	.636	5	6	11	3.7	8	0	6	11	2	9	55	18.3
6	BRITTINGHAM, Avery	3-3	75:06	25.0	12-26	.462	0-1	.000	6-13	.462	7	15	22	7.3	10	0	13	4	1	3	30	10.0
23	CLARK, Taliyah	3-3	65:36	21.9	12-27	.444	3-14	.214	1-4	.250	4	4	8	2.7	5	0	2	6	2	8	28	9.3
7	NELSON, Zoe	3-3	67:34	22.5	9-27	.333	0-5	.000	6-8	.750	3	13	16	5.3	3	0	2	3	2	1	24	8.0
24	PERKINS, Miraya	3-0	46:22	15.5	6-11	.545	0-0	.000	10-12	.833	8	10	18	6.0	7	0	2	3	0	3	22	7.3
1	THORNTON, Aspen	3-0	67:07	22.4	6-19	.316	0-5	.000	3-4	.750	1	2	3	1.0	7	0	3	5	0	3	15	5.0
0	HAIZLIP, Kali	3-0	29:32	9.8	5-10	.500	1-3	.333	2-2	1.000	3	2	5	1.7	3	0	2	2	0	3	13	4.3
5	THREATT, Nya	3-3	68:51	22.9	3-11	.273	0-0	.000	5-9	.556	1	6	7	2.3	8	1	11	7	1	3	11	3.7
21	GOUDEAU, Alexsyah	3-0	37:32	12.5	3-9	.333	1-3	.333	3-5	.600	1	5	6	2.0	1	0	1	0	0	2	10	3.3
32	PERRY, Jamaya	1-0	05:42	5.7	1-2	.500	0-0	.000	1-1	1.000	0	1	1	1.0	1	0	0	0	0	1	3	3.0
2	ROBINSON, Kendal	3-0	31:37	10.5	2-10	.200	0-2	.000	2-4	.500	3	6	9	3.0	10	2	2	4	1	0	6	2.0
14	REID, Aubrey	2-0	17:31	8.8	1-2	.500	0-0	.000	0-0	.000	1	4	5	2.5	2	0	1	1	1	1	2	1.0
Team											5	6	11									
Total		3	600		83-197	.421	7-44	.159	46-73	.630	42	80	122	40.7	65	3	45	46	10	37	219	73.0
Opponents		3	600		61-171	.357	10-43	.233	47-61	.770	31	82	113	37.7	65	0	28	74	7	20	179	59.7

Team Statistics

	UTA	OPP
Scoring	219	179
Points per game	73.0	59.7
Scoring margin	+13.3	-
Field goals-att	83-197	61-171
Field goal pct	.421	.357
3 point fg-att	7-44	10-43
3-point FG pct	.159	.233
3-pt FG made per game	2.3	3.3
Free throws-att	46-73	47-61
Free throw pct	.630	.770
F-Throws made per game	15.3	15.7
Rebounds	122	113
Rebounds per game	40.7	37.7
Rebounding margin	+3.0	-
Assists	45	28
Assists per game	15.0	9.3
Turnovers	46	74
Turnovers per game	15.3	24.7
Turnover margin	+9.3	-
Assist/turnover ratio	1.0	0.4
Steals	37	20
Steals per game	12.3	6.7
Blocks	10	7
Blocks per game	3.3	2.3
Winning streak	0	-
Home win streak	1	-
Attendance	1161	1543
Home games-Avg/Game	1-1161	2-772
Neutral site-Avg/Game	-	0-0

Team Results

Date	Opponent		Score	Att.
11/04/2024	at Arizona	L	54-73	0
11/07/2024	Arlington Baptist	W	105-35	1161
11/10/2024	at Louisiana Tech	L	60-71	1543

2024-25 UT ARLINGTON WOMEN'S BASKETBALL

STARTING LINEUPS GAME-BY-GAME

DATE	OPPONENT	PG	SG	SF	PF	C	RECORD / LINE-UPS
Nov. 4	@ Arizona	Nya Threatt	Taliyah Clark	Koi Love	Avery Brittingham	Zoe Nelson	0-1 / 1
Nov. 7	Arlington Baptist	Nya Threatt	Taliyah Clark	Koi Love	Avery Brittingham	Zoe Nelson	1-1 / 2
Nov. 10	@ Louisiana Tech	Nya Threatt	Taliyah Clark	Koi Love	Avery Brittingham	Zoe Nelson	1-2 / 3
Nov. 14	@ Arkansas						
Nov. 18	@ Texas A&M - Commerce						
Nov. 24	@ Purdue						
Nov. 29	@SMU						
Dec. 4	Houston						
Dec. 16	FIU						
Dec. 19	@ UTSA						
Dec. 30	Wiley						
Jan. 4	Tarleton State*						
Jan. 9	Utah Tech*						
Jan. 11	Southern Utah*						
Jan. 16	@ Utah Valley*						
Jan. 23	@ Seattle U*						
Jan. 25	Abilene Christian*						
Jan. 30	@ Southern Utah*						
Feb. 1	@ Utah Tech*						
Feb. 6	Utah Valley*						
Feb. 8	Seattle U*						
Feb. 13	@ California Baptist*						
Feb. 15	@ Grand Canyon*						
Feb. 22	@ Tarleton State*						
Feb. 27	Grand Canyon*						
Mar. 1	@ Abilene Christian*						
Mar. 8	California Baptist*						
Mar. 12	WAC Tournament						
Mar. 13	WAC Tournament						
Mar. 14	WAC Tournament						
Mar. 15	WAC Tournament						

2024-25 UT ARLINGTON WOMEN'S BASKETBALL



@haizlipkali
 @kalisorrell

#0 KALI HAIZLIP

5-9 • Junior • Guard
 Puyallup, Wash | Emerald Ridge HS
 College of Southern Idaho
 Cali HAZE-lip



GAME-BY-GAME STATS

#0 HAIZLIP, Kali

Opponent	Date	GS	MIN	Total		3-Pointers		Free throws		Rebounds				PF	A	TO	BLK	STL	PTS	AVG
				FG-FGA	PCT	3FG-3FGA	PCT	FT-FTA	PCT	OFF	DEF	TOT	AVG							
at Arizona	11/04/2024		05:55	0-1	.000	0-1	.000	0-0	.000	0	0	0	0.0	2	0	1	0	0	0	0.0
Arlington Baptist	11/07/2024		19:40	5-9	.556	1-2	.500	2-2	1.000	3	2	5	2.5	0	2	0	0	3	13	6.5
at Louisiana Tech	11/10/2024		03:57	0-0	.000	0-0	.000	0-0	.000	0	0	0	1.7	1	0	1	0	0	0	4.3
Totals		0	29:32	5-10	.500	1-3	.333	2-2	1.000	3	2	5	1.7	3	2	2	0	3	13	4.3

Player Averages

Games Played	Minutes/game	Points/game	FG Pct	3FG Pct	FT Pct	Rebounds/game	Assists/game	Turnovers/game	Assist/Turnover ratio	Steals/game	Blocks/game
3	9.8	4.3	50.0	33.3	100.0	1.7	0.7	0.7	1.0	1.0	0.0

PERSONAL BESTS

POINTS

Career	13 vs Arlington Baptist (11/7/24)
UTA	13 vs Arlington Baptist (11/7/24)
Season	13 vs Arlington Baptist (11/7/24)
Conference	TBD

REBOUNDS

Career	7 vs Tarleton State (1/4/24)
UTA	7 vs Tarleton State (1/4/24)
Season	5 vs Arlington Baptist (11/7/24)
Conference	TBD

ASSISTS

Career	2, 3x - Last vs Arlington Baptist (11/7/24)
UTA	2, 3x - Last vs Arlington Baptist (11/7/24)
Season	2 vs Arlington Baptist (11/7/24)
Conference	TBD

BLOCKS

Career	1, 2x - Last vs UT Rio Grande Valley (2/17/24)
UTA	1, 2x - Last vs UT Rio Grande Valley (2/17/24)
Season	TBD
Conference	TBD

STEALS

Career	3 vs Arlington Baptist (11/7/24)
UTA	3 vs Arlington Baptist (11/7/24)
Season	3 vs Arlington Baptist (11/7/24)
Conference	TBD

FIELD GOALS MADE

Career	5 vs Arlington Baptist (11/7/24)
UTA	5 vs Arlington Baptist (11/7/24)
Season	5 vs Arlington Baptist (11/7/24)
Conference	TBD

3-POINT FIELD GOALS MADE

Career	2 at Abilene Christian (11/29/23)
UTA	2 at Abilene Christian (11/29/23)
Season	1 vs Arlington Baptist (11/7/24)
Conference	TBD

FREE THROWS MADE

Career	2, 7x - Last vs Arlington Baptist (11/7/24)
UTA	2, 7x - Last vs Arlington Baptist (11/7/24)
Season	2 vs Arlington Baptist (11/7/24)
Conference	TBD

MINUTES

Career	20 vs Arlington Baptist (11/7/24)
UTA	20 vs Arlington Baptist (11/7/24)
Season	20 vs Arlington Baptist (11/7/24)
Conference	TBD

CAREER STATS

HAIZLIP, Kali

SEASON	TEAM	GP-GS	MIN/AVG	Field Goals		3-Point		F-Throws		Rebounds				Scoring						
				FG-FGA	FG%	3FG-3FGA	3FG%	FT-FTA	FT%	OFF	DEF	TOT	AVG	PF-FO	A	TO	BLK	STL	PTS	AVG
2023-24	UTA	30-0	297/9.9	35-96	.365	10-30	.333	17-26	.654	12	33	45	1.5	41-0	14	29	2	13	97	3.2
2024-25	UTA	3-0	30/9.8	5-10	.500	1-3	.333	2-2	1.000	3	2	5	1.7	3-0	2	2	0	3	13	4.3
TOTAL		33-0	327/9.9	40-106	.377	11-33	.333	19-28	.679	15	35	50	1.5	44-0	16	31	2	16	110	3.3



#1 ASPEN THORNTON

5-7 • Senior • Guard
 Hot Springs, Ark. | Lake Hamilton HS
 Abilene Christian | Ouachita Baptist
 As-pen Thorn-ton



@_aspent12



@aspentdaynee

PERSONAL BESTS

POINTS	
Career	43 at Arkansas Tech (12/2/21)
Division I Career	26 at Oral Roberts (12/11/22)
UTA	8 at Arizona (11/4/24)
Season	8 at Arizona (11/4/24)
Conference	TBD

REBOUNDS	
Career	8 vs Texas A&M - Commerce (11/19/21)
Division I Career	6, 2x - Last vs Angelo State (11/16/23)
UTA	2 at Arizona (11/4/24)
Season	2 at Arizona (11/4/24)
Conference	TBD

ASSISTS	
Career	7 vs Southern Utah (2/23/23)
UTA	2 at Louisiana Tech (11/10/24)
Season	2 at Louisiana Tech (11/10/24)
Conference	TBD

BLOCKS	
Career	1, 6x - Last vs California Baptist (1/13/24)
UTA	TBD
Season	TBD
Conference	TBD

STEALS	
Career	7 vs Arkansas - Monticello (12/18/21)
Division I Career	6, 2x - Last at Western Kentucky (12/18/23)
UTA	1, 3x - Last at Louisiana Tech (11/10/24)
Season	1, 3x - Last at Louisiana Tech (11/10/24)
Conference	TBD

FIELD GOALS MADE	
Career	14 at Arkansas Tech (12/2/21)
Division I Career	10 vs UT Arlington (1/7/23)
UTA	3 at Arizona (11/4/24)
Season	3 at Arizona (11/4/24)
Conference	TBD

3-POINT FIELD GOALS MADE	
Career	6 at Southwestern Oklahoma (1/6/22)
Division I Career	5 vs UT Arlington (1/7/23)
UTA	TBD
Season	TBD
Conference	TBD

FREE THROWS MADE	
Career	16 at Oklahoma Baptist (1/27/22)
Division I Career	8, 4x - Last at UT Arlington (1/20/24)
UTA	2 at Arizona (11/4/24)
Season	2 at Arizona (11/4/24)
Conference	TBD

MINUTES	
Career	46 at Stephen F. Austin (12/2/23)
UTA	26 at Louisiana Tech (11/10/24)
Season	26 at Louisiana Tech (11/10/24)
Conference	TBD

GAME-BY-GAME STATS

Opponent	Date	GS	MIN	Total		3-Pointers		Free throws		Rebounds				PF	A	TO	BLK	STL	PTS	AVG
				FG-FGA	PCT	3FG-3FGA	PCT	FT-FTA	PCT	OFF	DEF	TOT	AVG							
at Arizona	11/04/2024		21:09	3-7	.429	0-1	.000	2-2	1.000	0	0	0	0.0	1	0	1	0	1	8	8.0
Arlington Baptist	11/07/2024		20:24	1-5	.200	0-2	.000	0-0	.000	1	1	2	1.0	4	1	2	0	1	2	5.0
at Louisiana Tech	11/10/2024		25:34	2-7	.286	0-2	.000	1-2	.500	0	1	1	1.0	2	2	2	0	1	5	5.0
Totals		0	67:07	6-19	.316	0-5	.000	3-4	.750	1	2	3	1.0	7	3	5	0	3	15	5.0

Player Averages

Games Played	Minutes/game	Points/game	FG Pct	3FG Pct	FT Pct	Rebounds/game	Assists/game	Turnovers/game	Assist/Turnover ratio	Steals/game	Blocks/game
3	22.4	5.0	31.6	0.0	75.0	1.0	1.0	1.7	0.6	1.0	0.0

CAREER STATS

THORNTON, Aspen

SEASON	TEAM	GP-GS	MIN/AVG	Field Goals		3-Point		F-Throws		Rebounds				Scoring						
				FG-FGA	FG%	3FG-3FGA	3FG%	FT-FTA	FT%	OFF	DEF	TOT	AVG	PF-FO	A	TO	BLK	STL	PTS	AVG
2021-22	OUA	26-26	905/34.8	205-482	.425	48-126	.381	150-178	.843	23	68	91	3.5	75-3	60	84	9	64	608	23.4
2022-23	ACU	29-25	822/28.3	123-286	.430	44-127	.346	62-82	.756	21	53	74	2.6	74-1	79	72	4	49	352	12.1
2023-24	ACU	17-17	525/30.9	61-159	.384	21-69	.304	60-77	.779	13	32	45	2.6	32-1	33	43	2	25	203	11.9
2024-25	UTA	3-0	67/22.4	6-19	.316	0-5	.000	3-4	.750	1	2	3	1.0	7-0	3	5	0	3	15	5.0
TOTAL FOR UTA	3-0	67/22.4	6-19	.316	0-5	.000	3-4	.750	1	2	3	1.0	7-0	3	5	0	3	15	5.0	
TOTAL	75-68	2319/30.9	395-946	.418	113-327	.346	275-341	.806	58	155	213	2.8	188-5	175	204	15	141	1178	15.7	

2024-25 UT ARLINGTON WOMEN'S BASKETBALL



#2

KENDAL ROBINSON

5-10 • Freshman • Guard
Fort Worth, Texas | North Crowley HS
Ken-dull Rob-in-son



@KendalR2024 @k.3ndall_

GAME-BY-GAME STATS

#2 ROBINSON, Kendal

Opponent	Date	GS	MIN	Total		3-Pointers		Free throws		Rebounds				PF	A	TO	BLK	STL	PTS	AVG
				FG-FGA	PCT	3FG-3FGA	PCT	FT-FTA	PCT	OFF	DEF	TOT	AVG							
at Arizona	11/04/2024		10:58	0-2	.000	0-1	.000	0-0	.000	0	3	3	3.0	5	0	3	0	0	0	0.0
Arlington Baptist	11/07/2024		16:25	1-7	.143	0-1	.000	2-4	.500	2	3	5	4.0	0	2	1	1	0	4	2.0
at Louisiana Tech	11/10/2024		04:14	1-1	1.000	0-0	.000	0-0	.000	1	0	1	3.0	5	0	0	0	0	2	2.0
Totals		0	31:37	2-10	.200	0-2	.000	2-4	.500	3	6	9	3.0	10	2	4	1	0	6	2.0

Player Averages

Games Played	Minutes/game	Points/game	FG Pct	3FG Pct	FT Pct	Rebounds/game	Assists/game	Turnovers/game	Assist/Turnover ratio	Steals/game	Blocks/game
3	10.5	2.0	20.0	0.0	50.0	3.0	0.7	1.3	0.5	0.0	0.3

PERSONAL BESTS

POINTS

Career	4 vs Arlington Baptist (11/7/24)
UTA	4 vs Arlington Baptist (11/7/24)
Season	4 vs Arlington Baptist (11/7/24)
Conference	TBD

REBOUNDS

Career	5 vs Arlington Baptist (11/7/24)
UTA	5 vs Arlington Baptist (11/7/24)
Season	5 vs Arlington Baptist (11/7/24)
Conference	TBD

ASSISTS

Career	2 vs Arlington Baptist (11/7/24)
UTA	2 vs Arlington Baptist (11/7/24)
Season	2 vs Arlington Baptist (11/7/24)
Conference	TBD

BLOCKS

Career	1 vs Arlington Baptist (11/7/24)
UTA	1 vs Arlington Baptist (11/7/24)
Season	1 vs Arlington Baptist (11/7/24)
Conference	TBD

STEALS

Career	TBD
UTA	TBD
Season	TBD
Conference	TBD

FIELD GOALS MADE

Career	1, 2x - Last at Louisiana Tech (11/10/24)
UTA	1, 2x - Last at Louisiana Tech (11/10/24)
Season	1, 2x - Last at Louisiana Tech (11/10/24)
Conference	TBD

3-POINT FIELD GOALS MADE

Career	TBD
UTA	TBD
Season	TBD
Conference	TBD

FREE THROWS MADE

Career	2 vs Arlington Baptist (11/7/24)
UTA	2 vs Arlington Baptist (11/7/24)
Season	2 vs Arlington Baptist (11/7/24)
Conference	TBD

MINUTES

Career	16 vs Arlington Baptist (11/7/24)
UTA	16 vs Arlington Baptist (11/7/24)
Season	16 vs Arlington Baptist (11/7/24)
Conference	TBD

CAREER STATS

ROBINSON, Kendal

SEASON TEAM	GP-GS	MIN/AVG	Field Goals		3-Point		F-Throws		Rebounds				Scoring						
			FG-FGA	FG%	3FG-3FGA	3FG%	FT-FTA	FT%	OFF	DEF	TOT	AVG	PF-FO	A	TO	BLK	STL	PTS	AVG
2024-25 UTA	3-0	32/10.5	2-10	.200	0-2	.000	2-4	.500	3	6	9	3.0	10-2	2	4	1	0	6	2.0
TOTAL	3-0	32/10.5	2-10	.200	0-2	.000	2-4	.500	3	6	9	3.0	10-2	2	4	1	0	6	2.0

2024-25 UT ARLINGTON WOMEN'S BASKETBALL



#4

LAURA BELLO

6-3 • Senior • Forward
 Dublin, Ireland | Allen HS
 Idaho State | Newman University
 Lore-UH Bell-OH



@laurabellooo

PERSONAL BESTS

POINTS	
Career	30 vs Portland State (3/4/23)
UTA	TBD
Season	TBD
Conference	TBD
REBOUNDS	
Career	15, 3x - Last vs Air Force (11/26/23)
UTA	TBD
Season	TBD
Conference	TBD
ASSISTS	
Career	3, 2x - Last vs Portland State (2/16/23)
UTA	TBD
Season	TBD
Conference	TBD
BLOCKS	
Career	3, 5x - Last at Weber State (2/24/24)
UTA	TBD
Season	TBD
Conference	TBD
STEALS	
Career	4 at South Dakota (1/6/24)
UTA	TBD
Season	TBD
Conference	TBD
FIELD GOALS MADE	
Career	11 vs Portland State (3/4/23)
UTA	TBD
Season	TBD
Conference	TBD
3-POINT FIELD GOALS MADE	
Career	TBD
UTA	TBD
Season	TBD
Conference	TBD
FREE THROWS MADE	
Career	8 vs Portland State (3/4/23)
UTA	TBD
Season	TBD
Conference	TBD
MINUTES	
Career	37 at Portland State (1/21/23)
UTA	TBD
Season	TBD
Conference	TBD

GAME-BY-GAME STATS

CAREER STATS

BELLO, Laura

SEASON	TEAM	GP-GS	MIN/AVG	Field Goals		3-Point		F-Throws		Rebounds				Scoring							
				FG-FGA	FG%	3FG-3FGA	3FG%	FT-FTA	FT%	OFF	DEF	TOT	AVG	PF	FO	A	TO	BLK	STL	PTS	AVG
2021-22	Newman	27-1	414/15.3	83-177	.469	0-0	.000	38-55	.691	29	100	129	4.8	54-0	3	48	9	9	204	7.6	
2022-23	ISU	30-21	835/27.8	140-334	.419	0-0	.000	58-91	.637	95	192	287	9.6	88-2	19	71	33	23	338	11.3	
2023-24	ISU	30-30	781/26.0	101-253	.399	0-0	.000	48-70	.686	66	126	192	6.4	77-2	14	57	31	22	250	8.3	
TOTAL FOR UTA		0-0	0/0.0	0-0	.000	0-0	.000	0-0	.000	0	0	0	0.0	0-0	0	0	0	0	0	0	0
TOTAL		87-52	2030/23.3	324-764	.424	0-0	.000	144-216	.667	190	418	608	7.0	219-4	36	176	73	54	792	9.1	

2024-25 UT ARLINGTON WOMEN'S BASKETBALL



@Nya_T08
 @threattnya



#5 NYA THREATT

5-6 • Junior • Guard
Missouri City, Texas | Dulles HS
NYE-uh THREE-t

GAME-BY-GAME STATS

#5 THREATT, Nya

Opponent	Date	GS	MIN	Total		3-Pointers		Free throws		Rebounds				PF	A	TO	BLK	STL	PTS	AVG
				FG-FGA	PCT	3FG-3FGA	PCT	FT-FTA	PCT	OFF	DEF	TOT	AVG							
at Arizona	11/04/2024	*	27:20	1-3	.333	0-0	.000	4-6	.667	0	3	3	3.0	1	0	2	0	0	6	6.0
Arlington Baptist	11/07/2024	*	20:36	1-4	.250	0-0	.000	0-1	.000	0	2	2	2.5	2	8	3	1	1	2	4.0
at Louisiana Tech	11/10/2024	*	20:55	1-4	.250	0-0	.000	1-2	.500	1	1	2	2.3	5	3	2	0	2	3	3.7
Totals		3	68:51	3-11	.273	0-0	.000	5-9	.556	1	6	7	2.3	8	11	7	1	3	11	3.7

Player Averages

Games Played	Minutes/game	Points/game	FG Pct	3FG Pct	FT Pct	Rebounds/game	Assists/game	Turnovers/game	Assist/Turnover ratio	Steals/game	Blocks/game
3	22.9	3.7	27.3	0.0	55.6	2.3	3.7	2.3	1.6	1.0	0.3

PERSONAL BESTS

POINTS

Career	17 vs Grand Canyon (12/2/23)
UTA	17 vs Grand Canyon (12/2/23)
Season	6 at Arizona (11/4/24)
Conference	TBD

REBOUNDS

Career	7, 3x - Last at Southern Utah (2/21/24)
UTA	7, 3x - Last at Southern Utah (2/21/24)
Season	3 at Arizona (11/4/24)
Conference	TBD

ASSISTS

Career	9 vs Utah Tech (3/14/24)
UTA	9 vs Utah Tech (3/14/24)
Season	8 vs Arlington Baptist (11/7/24)
Conference	TBD

BLOCKS

Career	2, 2x - Last at Tarleton State (2/15/24)
UTA	2, 2x - Last at Tarleton State (2/15/24)
Season	1 vs Arlington Baptist (11/7/24)
Conference	TBD

STEALS

Career	4, 4x - Last vs Utah Valley (3/2/24)
UTA	4, 4x - Last vs Utah Valley (3/2/24)
Season	2 at Louisiana Tech (11/10/24)
Conference	TBD

FIELD GOALS MADE

Career	6 vs Utah Tech (3/14/24)
UTA	6 vs Utah Tech (3/14/24)
Season	1, 3x - Last at Louisiana Tech (11/10/24)
Conference	TBD

3-POINT FIELD GOALS MADE

Career	4 vs Grand Canyon (12/2/23)
UTA	4 vs Grand Canyon (12/2/23)
Season	TBD
Conference	TBD

FREE THROWS MADE

Career	6 vs North Carolina A&T (11/25/23)
UTA	6 vs North Carolina A&T (11/25/23)
Season	4 at Arizona (11/4/24)
Conference	TBD

MINUTES

Career	37 vs Utah Tech (3/14/24)
UTA	37 vs Utah Tech (3/14/24)
Season	27 at Arizona (11/4/24)
Conference	TBD

CAREER STATS

THREATT, Nya

SEASON TEAM	GP-GS	MIN/AVG	Field Goals		3-Point		F-Throws		Rebounds				Scoring						
			FG-FGA	FG%	3FG-3FGA	3FG%	FT-FTA	FT%	OFF	DEF	TOT	AVG	PF-FO	A	TO	BLK	STL	PTS	AVG
2022-23 UTA	24-1	330/13.7	23-71	.324	5-22	.227	21-42	.500	6	39	45	1.9	45-0	36	37	2	17	72	3.0
2023-24 UTA	33-33	889/26.9	57-180	.317	15-60	.250	62-89	.697	30	83	113	3.4	78-2	101	79	9	39	191	5.8
2024-25 UTA	3-3	69/22.9	3-11	.273	0-0	.000	5-9	.556	1	6	7	2.3	8-1	11	7	1	3	11	3.7
TOTAL	60-37	1287/21.5	83-262	.317	20-82	.244	88-140	.629	37	128	165	2.8	131-3	148	123	12	59	274	4.6



#6 AVERY BRITTINGHAM

6-1 • Senior • Forward
Fort Worth, Texas | Crowley HS
Stephen F. Austin
aye-vuh-ree BRIT-ting-HAM



[@Averybrittingh2](#) [@averybrittingham11](#)

PERSONAL BESTS (D-1 ONLY)

POINTS

Career	27 vs Utah Tech (3/14/24)
UTA	27 vs Utah Tech (3/14/24)
Season	11 vs Arlington Baptist (11/7/24)
Conference	TBD

REBOUNDS

Career	20 at California Baptist (1/12/23)
UTA	15 vs Utah Tech (3/14/24)
Season	10 vs Arlington Baptist (11/7/24)
Conference	TBD

ASSISTS

Career	11, 2x - Last vs Stephen F. Austin (1/6/24)
UTA	11 vs Stephen F. Austin (1/6/24)
Season	10 vs Arlington Baptist (11/7/24)
Conference	TBD

BLOCKS

Career	4, 2x - Last vs Utah Valley (3/2/24)
UTA	4, 2x - Last vs Utah Valley (3/2/24)
Season	1 vs Arlington Baptist (11/7/24)
Conference	TBD

STEALS

Career	5, 4x - Last vs Southern Utah (3/13/24)
UTA	5, 2x - Last vs Southern Utah (3/13/24)
Season	3 vs Arlington Baptist (11/7/24)
Conference	TBD

FIELD GOALS MADE

Career	12 vs Utah Tech (3/14/24)
UTA	12 vs Utah Tech (3/14/24)
Season	5, 2x - Last at Louisiana Tech (11/10/24)
Conference	TBD

3-POINT FIELD GOALS MADE

Career	2, 3x - Last at Colorado (12/5/23)
UTA	2, 3x - Last at Colorado (12/5/23)
Season	TBD
Conference	TBD

FREE THROWS MADE

Career	8 at California Baptist (1/12/23)
UTA	5, 5x - Last at Stephen F. Austin (2/10/24)
Season	5 at Arizona (11/4/24)
Conference	TBD

MINUTES

Career	39, 2x - Last at UT Arlington (3/2/23)
UTA	38 vs Southern Utah (3/13/24)
Season	31 at Arizona (11/4/24)
Conference	TBD

GAME-BY-GAME STATS

#6 BRITTINGHAM, Avery

Opponent	Date	GS	MIN	FG-FGA	PCT	3FG-3FGA	PCT	FT-FTA	PCT	OFF	DEF	TOT	AVG	PF	A	TO	BLK	STL	PTS	AVG
at Arizona	11/04/2024	*	31:04	2-9	.222	0-0	.000	5-10	.500	3	2	5	5.0	4	2	2	0	0	9	9.0
Arlington Baptist	11/07/2024	*	18:15	5-7	.714	0-1	.000	1-1	1.000	2	8	10	7.5	2	10	0	1	3	11	10.0
at Louisiana Tech	11/10/2024	*	25:47	5-10	.500	0-0	.000	0-2	.000	2	5	7	7.3	4	1	2	0	0	10	10.0
Totals		3	75:06	12-26	.462	0-1	.000	6-13	.462	7	15	22	7.3	10	13	4	1	3	30	10.0

Player Averages

Games Played	Minutes/ game	Points/ game	FG Pct	3FG Pct	FT Pct	Rebounds/ game	Assists/ game	Turnovers/ game	Assist/Turnover ratio	Steals/ game	Blocks/ game
3	25.0	10.0	46.2	0.0	46.2	7.3	4.3	1.3	3.3	1.0	0.3

CAREER STATS

BRITTINGHAM, Avery

SEASON	TEAM	GP-GS	MIN/AVG	FG-FGA	FG%	3FG-3FGA	3FG%	FT-FTA	FT%	OFF	DEF	TOT	AVG	PF-FO	A	TO	BLK	STL	PTS	AVG
2020-21	SFA	27-0	454/16.8	88-156	.564	1-6	.167	51-101	.505	68	105	173	6.4	59-1	44	35	13	51	228	8.4
2021-22	SFA	18-14	302/16.8	57-111	.514	1-1	1.000	45-65	.692	38	43	81	4.5	36-1	25	29	9	20	160	8.9
2022-23	SFA	33-33	857/26.0	126-238	.529	0-3	.000	94-148	.635	95	174	269	8.2	85-1	90	89	21	52	346	10.5
2023-24	UTA	33-33	972/29.4	171-381	.449	9-36	.250	81-144	.563	67	209	276	8.4	89-1	129	107	43	54	432	13.1
2024-25	UTA	3-3	75/25.0	12-26	.462	0-1	.000	6-13	.462	7	15	22	7.3	10-0	13	4	1	3	30	10.0
TOTAL FOR UTA		36-36	1047/29.1	183-407	.450	9-37	.243	87-157	.554	74	224	298	8.3	99-1	142	111	44	57	462	12.8
TOTAL		114-83	2659/23.3	454-912	.498	11-47	.234	277-471	.588	275	546	821	7.2	279-4	301	264	87	180	1196	10.5

2024-25 UT ARLINGTON WOMEN'S BASKETBALL



X @lovezo @lovezo



#7 ZOE NELSON

6-2 • Senior • Forward
Austin, Texas | Hendrickson HS
Stephen F. Austin
zo-EE nelson

GAME-BY-GAME STATS

#7 NELSON, Zoe

Opponent	Date	GS	MIN	Total		3-Pointers		Free throws		Rebounds				PF	A	TO	BLK	STL	PTS	AVG
				FG-FGA	PCT	3FG-3FGA	PCT	FT-FTA	PCT	OFF	DEF	TOT	AVG							
at Arizona	11/04/2024	*	25:43	2-8	.250	0-2	.000	2-2	1.000	1	7	8	8.0	1	0	1	0	0	6	6.0
Arlington Baptist	11/07/2024	*	17:00	3-5	.600	0-0	.000	3-4	.750	1	4	5	6.5	0	0	2	1	1	9	7.5
at Louisiana Tech	11/10/2024	*	24:51	4-14	.286	0-3	.000	1-2	.500	1	2	3	5.3	2	2	0	1	0	9	8.0
Totals		3	67:34	9-27	.333	0-5	.000	6-8	.750	3	13	16	5.3	3	2	3	2	1	24	8.0

Player Averages

Games Played	Minutes/game	Points/game	FG Pct	3FG Pct	FT Pct	Rebounds/game	Assists/game	Turnovers/game	Assist/Turnover ratio	Steals/game	Blocks/game
3	22.5	8.0	33.3	0.0	75.0	5.3	0.7	1.0	0.7	0.3	0.7

PERSONAL BESTS

POINTS

Career	21 vs UT Rio Grande Valley (1/4/24)
UTA	9, 2x - Last at Louisiana Tech (11/10/24)
Season	9, 2x - Last at Louisiana Tech (11/10/24)
Conference	TBD

REBOUNDS

Career	15, 3x - Last vs UT Rio Grande Valley (1/4/24)
UTA	8 at Arizona (11/4/24)
Season	8 at Arizona (11/4/24)
Conference	TBD

ASSISTS

Career	7 at UT Rio Grande Valley (2/8/24)
UTA	2 at Louisiana Tech (11/10/24)
Season	2 at Louisiana Tech (11/10/24)
Conference	TBD

BLOCKS

Career	5 vs Sam Houston (1/15/22)
UTA	1, 2x - Last at Louisiana Tech (11/10/24)
Season	1, 2x - Last at Louisiana Tech (11/10/24)
Conference	TBD

STEALS

Career	3, 2x - Last vs UNT - Dallas (12/30/23)
UTA	1 vs Arlington Baptist (11/7/24)
Season	1 vs Arlington Baptist (11/7/24)
Conference	TBD

FIELD GOALS MADE

Career	10 vs UT Rio Grande Valley (1/4/24)
UTA	4 at Louisiana Tech (11/10/24)
Season	4 at Louisiana Tech (11/10/24)
Conference	TBD

3-POINT FIELD GOALS MADE

Career	2, 3x - Last vs Troy (12/20/23)
UTA	TBD
Season	TBD
Conference	TBD

FREE THROWS MADE

Career	5 vs UT Rio Grande Valley (2/9/23)
UTA	3 vs Arlington Baptist (11/7/24)
Season	3 vs Arlington Baptist (11/7/24)
Conference	TBD

MINUTES

Career	38 vs Abilene Christian (12/2/23)
UTA	26 at Arizona (11/4/24)
Season	26 at Arizona (11/4/24)
Conference	TBD

CAREER STATS

NELSON, Zoe

SEASON	TEAM	GP-GS	MIN/AVG	Field Goals		3-Point		F-Throws		Rebounds				Scoring						
				FG-FGA	FG%	3FG-3FGA	3FG%	FT-FTA	FT%	OFF	DEF	TOT	AVG	PF-FO	A	TO	BLK	STL	PTS	AVG
2021-22	SFA	19-1	97/5.1	18-34	.529	2-10	.200	3-6	.500	16	22	38	2.0	10-0	4	7	7	1	41	2.2
2022-23	SFA	26-0	323/12.4	42-96	.438	6-27	.222	11-18	.611	32	72	104	4.0	30-0	20	28	13	9	101	3.9
2023-24	SFA	26-25	638/24.5	89-226	.394	9-52	.173	17-23	.739	37	153	190	7.3	40-0	43	41	27	19	204	7.8
2024-25	UTA	3-3	68/22.5	9-27	.333	0-5	.000	6-8	.750	3	13	16	5.3	3-0	2	3	2	1	24	8.0
TOTAL FOR UTA	3-3	68/22.5	9-27	.333	0-5	.000	6-8	.750	3	13	16	5.3	3-0	2	3	2	1	24	8.0	
TOTAL	74-29	1126/15.2	158-383	.413	17-94	.181	37-55	.673	88	260	348	4.7	83-0	69	79	49	30	370	5.0	

2024-25 UT ARLINGTON WOMEN'S BASKETBALL



#8 KOI LOVE

6-0 • Fifth Year • Forward
Orlando, Fla. | Miami Country Day School
USC | Arizona | Vanderbilt
coy luh-ve



@KoiLove10



@Koi.love

PERSONAL BESTS

POINTS

Career	32 at Kentucky (1/17/21)
UTA	21 vs Arlington Baptist (11/7/24)
Season	21 vs Arlington Baptist (11/7/24)
Conference	TBD

REBOUNDS

Career	16 at Chattanooga (12/13/20)
UTA	9 at Louisiana Tech (11/10/24)
Season	9 at Louisiana Tech (11/10/24)
Conference	TBD

ASSISTS

Career	7, 2x - Last vs Auburn (3/4/20)
UTA	3 at Louisiana Tech (11/10/24)
Season	3 at Louisiana Tech (11/10/24)
Conference	TBD

BLOCKS

Career	3 vs ETSU (12/8/20)
UTA	1, 2x - Last at Louisiana Tech (11/10/24)
Season	1, 2x - Last at Louisiana Tech (11/10/24)
Conference	TBD

STEALS

Career	5 at Arizona (11/4/24)
UTA	5 at Arizona (11/4/24)
Season	5 at Arizona (11/4/24)
Conference	TBD

FIELD GOALS MADE

Career	12 vs VCU (12/17/20)
UTA	10 vs Arlington Baptist (11/7/24)
Season	10 vs Arlington Baptist (11/7/24)
Conference	TBD

3-POINT FIELD GOALS MADE

Career	2, 2x - Last at Arizona (11/4/24)
UTA	2 at Arizona (11/4/24)
Season	2 at Arizona (11/4/24)
Conference	TBD

FREE THROWS MADE

Career	12 at Kentucky (1/17/21)
UTA	4 at Arizona (11/4/24)
Season	4 at Arizona (11/4/24)
Conference	TBD

MINUTES

Career	38 at Louisiana Tech (11/10/24)
UTA	38 at Louisiana Tech (11/10/24)
Season	38 at Louisiana Tech (11/10/24)
Conference	TBD

GAME-BY-GAME STATS

#8 LOVE, Koi

Opponent	Date	GS	MIN	Total		3-Pointers		Free throws		Rebounds				PF	A	TO	BLK	STL	PTS	AVG	
				FG-FGA	PCT	3FG-3FGA	PCT	FT-FTA	PCT	OFF	DEF	TOT	AVG								
at Arizona	11/04/2024	*	33:24	7-15	.467	2-5	.400	4-6	.667	0	1	1	1.0	3	2	7	1	5	20	20.0	
Arlington Baptist	11/07/2024	*	16:22	10-11	.909	0-1	.000	1-1	1.000	0	1	1	1.0	4	1	1	0	1	21	20.5	
at Louisiana Tech	11/10/2024	*	37:45	6-17	.353	0-5	.000	2-4	.500	5	4	9	3.7	1	3	3	1	3	14	18.3	
Totals			3	87:31	23-43	.535	2-11	.182	7-11	.636	5	6	11	3.7	8	6	11	2	9	55	18.3

Player Averages


Games Played	Minutes/game	Points/game	FG Pct	3FG Pct	FT Pct	Rebounds/game	Assists/game	Turnovers/game	Assist/Turnover ratio	Steals/game	Blocks/game
3	29.2	18.3	53.5	18.2	63.6	3.7	2.0	3.7	0.5	3.0	0.7

CAREER STATS

LOVE, Koi

SEASON	TEAM	GP-GS	MIN/AVG	Field Goals		3-Point		F-Throws		Rebounds				Scoring						
				FG-FGA	FG%	3FG-3FGA	3FG%	FT-FTA	FT%	OFF	DEF	TOT	AVG	PF-FO	A	TO	BLK	STL	PTS	AVG
2019-20	VU	29-13	743/25.6	158-343	.461	4-21	.190	76-117	.650	67	114	181	6.2	73-2	56	133	18	32	396	13.7
2020-21	VU	8-8	263/32.8	65-138	.471	4-17	.235	32-45	.711	19	57	76	9.5	26-1	14	33	8	20	166	20.8
2021-22	UA	28-2	401/14.3	55-123	.447	2-12	.167	19-22	.864	28	68	96	3.4	46-0	28	41	4	35	131	4.7
2022-23	USC	17-0	228/13.4	20-58	.345	2-7	.286	6-11	.545	14	39	53	3.1	13-0	13	30	3	23	48	2.8
2024-25	UTA	3-3	88/29.2	23-43	.535	2-11	.182	7-11	.636	5	6	11	3.7	8-0	6	11	2	9	55	18.3
TOTAL FOR UTA	3-3	88/29.2	23-43	.535	2-11	.182	7-11	.636	.680	5	6	11	3.7	8-0	6	11	2	9	55	18.3
TOTAL	85-26	1723/20.3	321-705	.455	14-68	.206	140-206	.680	.680	133	284	417	4.9	166-3	117	248	35	119	796	9.4

2024-25 UT ARLINGTON WOMEN'S BASKETBALL



[@reidtwins2023](#) [@aubreyreid](#)



#14 AUBREY REID

5-11 • Redshirt Freshman • Guard
Austin, Texas | Austin HS
AW-bree reed

GAME-BY-GAME STATS

#14 REID, Aubrey

Opponent	Date	GS	MIN	Total		3-Pointers		Free throws		Rebounds				PF	A	TO	BLK	STL	PTS	AVG
				FG-FGA	PCT	3FG-3FGA	PCT	FT-FTA	PCT	OFF	DEF	TOT	AVG							
at Arizona	11/04/2024		07:23	0-1	.000	0-0	.000	0-0	.000	1	3	4	4.0	0	0	1	0	0	0	0.0
Arlington Baptist	11/07/2024		10:08	1-1	1.000	0-0	.000	0-0	.000	0	1	1	2.5	2	1	0	1	1	2	1.0
Totals		0	17:31	1-2	.500	0-0	.000	0-0	.000	1	4	5	2.5	2	1	1	1	1	2	1.0

Player Averages

Games Played	Minutes/game	Points/game	FG Pct	3FG Pct	FT Pct	Rebounds/game	Assists/game	Turnovers/game	Assist/Turnover ratio	Steals/game	Blocks/game
2	8.8	1.0	50.0	0.0	0.0	2.5	0.5	0.5	1.0	0.5	0.5

CAREER STATS

REID, Aubrey

SEASON	TEAM	GP-GS	MIN/AVG	Field Goals		3-Point		F-Throws		Rebounds				Scoring						
				FG-FGA	FG%	3FG-3FGA	3FG%	FT-FTA	FT%	OFF	DEF	TOT	AVG	PF	FO	A	TO	BLK	STL	PTS
2024-25	UTA	2-0	18/8.8	1-2	.500	0-0	.000	0-0	.000	1	4	5	2.5	2-0	1	1	1	1	2	1.0
TOTAL		2-0	18/8.8	1-2	.500	0-0	.000	0-0	.000	1	4	5	2.5	2-0	1	1	1	1	2	1.0

PERSONAL BESTS

Career	2 vs Arlington Baptist (11/7/24)
UTA	2 vs Arlington Baptist (11/7/24)
Season	2 vs Arlington Baptist (11/7/24)
Conference	TBD

REBOUNDS

Career	4 at Arizona (11/4/24)
UTA	4 at Arizona (11/4/24)
Season	4 at Arizona (11/4/24)
Conference	TBD

ASSISTS

Career	1 vs Arlington Baptist (11/7/24)
UTA	1 vs Arlington Baptist (11/7/24)
Season	1 vs Arlington Baptist (11/7/24)
Conference	TBD

BLOCKS

Career	1 vs Arlington Baptist (11/7/24)
UTA	1 vs Arlington Baptist (11/7/24)
Season	1 vs Arlington Baptist (11/7/24)
Conference	TBD

STEALS

Career	1 vs Arlington Baptist (11/7/24)
UTA	1 vs Arlington Baptist (11/7/24)
Season	1 vs Arlington Baptist (11/7/24)
Conference	TBD

FIELD GOALS MADE

Career	1 vs Arlington Baptist (11/7/24)
UTA	1 vs Arlington Baptist (11/7/24)
Season	1 vs Arlington Baptist (11/7/24)
Conference	TBD

3-POINT FIELD GOALS MADE

Career	TBD
UTA	TBD
Season	TBD
Conference	TBD

FREE THROWS MADE

Career	TBD
UTA	TBD
Season	TBD
Conference	TBD

MINUTES

Career	10 vs Arlington Baptist (11/7/24)
UTA	10 vs Arlington Baptist (11/7/24)
Season	10 vs Arlington Baptist (11/7/24)
Conference	TBD

2024-25 UT ARLINGTON WOMEN'S BASKETBALL



#21 ALEXSYAH GOUDEAU

5-10 • Junior • Guard
Tahlequah, Okla. | Tahlequah HS
UH-lex-SEE-uh GOOD-oh



[X @AlexsyahGoudeau](#) [@alexsyah.younique](#)

PERSONAL BESTS

POINTS	
Career	15 vs Utah Tech (2/4/23)
UTA	15 vs Utah Tech (2/4/23)
Season	7 vs Arlington Baptist (11/7/24)
Conference	TBD

REBOUNDS	
Career	6, 2x - Last vs Southern Utah (2/6/23)
UTA	6, 2x - Last vs Southern Utah (2/6/23)
Season	4 vs Arlington Baptist (11/7/24)
Conference	TBD

ASSISTS	
Career	4 vs Utah Tech (2/4/23)
UTA	4 vs Utah Tech (2/4/23)
Season	1 vs Arlington Baptist (11/7/24)
Conference	TBD

BLOCKS	
Career	2 vs North Texas (11/29/22)
UTA	2 vs North Texas (11/29/22)
Season	TBD
Conference	TBD

STEALS	
Career	3, 2x - Last vs Texas A&M - Texarkana (12/11/22)
UTA	3, 2x - Last vs Texas A&M - Texarkana (12/11/22)
Season	2 vs Arlington Baptist (11/7/24)
Conference	TBD

FIELD GOALS MADE	
Career	6 vs Utah Tech (2/4/23)
UTA	6 vs Utah Tech (2/4/23)
Season	2 vs Arlington Baptist (11/7/24)
Conference	TBD

3-POINT FIELD GOALS MADE	
Career	2, 3x - Last vs Utah Tech (2/4/23)
UTA	2, 3x - Last vs Utah Tech (2/4/23)
Season	1 at Louisiana Tech (11/10/24)
Conference	TBD

FREE THROWS MADE	
Career	4 vs Texas A&M - Texarkana (12/11/22)
UTA	4 vs Texas A&M - Texarkana (12/11/22)
Season	3 vs Arlington Baptist (11/7/24)
Conference	TBD

MINUTES	
Career	30, 2x - Last at Lamar (12/3/22)
UTA	30, 2x - Last at Lamar (12/3/22)
Season	15 at Louisiana Tech (11/10/24)
Conference	TBD

GAME-BY-GAME STATS

#21 GOUDEAU, Alexsyah

Opponent	Date	GS	MIN	Total		3-Pointers		Free throws		Rebounds				PF	A	TO	BLK	STL	PTS	AVG
				FG-FGA	PCT	3FG-3FGA	PCT	FT-FTA	PCT	OFF	DEF	TOT	AVG							
at Arizona	11/04/2024		09:43	0-0	.000	0-0	.000	0-0	.000	0	1	1	1.0	1	0	0	0	0	0	0.0
Arlington Baptist	11/07/2024		13:10	2-7	.286	0-2	.000	3-4	.750	1	3	4	2.5	0	1	0	0	2	7	3.5
at Louisiana Tech	11/10/2024		14:39	1-2	.500	1-1	1.000	0-1	.000	0	1	1	2.0	0	0	0	0	3	3.3	
Totals		0	37:32	3-9	.333	1-3	.333	3-5	.600	1	5	6	2.0	1	1	0	0	2	10	3.3

Player Averages

Games Played	Minutes/game	Points/game	FG Pct	3FG Pct	FT Pct	Rebounds/game	Assists/game	Turnovers/game	Assist/Turnover ratio	Steals/game	Blocks/game
3	12.5	3.3	33.3	33.3	60.0	2.0	0.3	0.0	1.0	0.7	0.0

CAREER STATS

GOUDEAU, Alexsyah

SEASON	TEAM	GP-GS	MIN/AVG	Field Goals		3-Point		F-Throws		Rebounds				Scoring						
				FG-FGA	FG%	3FG-3FGA	3FG%	FT-FTA	FT%	OFF	DEF	TOT	AVG	PF-FO	A	TO	BLK	STL	PTS	AVG
2022-23	UTA	31-11	405/13.0	31-99	.313	9-40	.225	16-30	.533	25	41	66	2.1	42-0	23	37	4	28	87	2.8
2023-24	UTA	15-0	88/5.9	6-17	.353	1-6	.167	3-4	.750	6	6	12	0.8	12-0	7	4	0	3	16	1.1
2024-25	UTA	3-0	38/12.5	3-9	.333	1-3	.333	3-5	.600	1	5	6	2.0	1-0	1	0	0	2	10	3.3
TOTAL		49-11	530/10.8	40-125	.320	11-49	.224	22-39	.564	32	52	84	1.7	55-0	31	41	4	33	113	2.3

2024-25 UT ARLINGTON WOMEN'S BASKETBALL



@taaliyaah20
 @taliyah_clark

#23

TALIYAH CLARK

5-11 • Senior • Guard
 Lynnwood, Wash. | Bishop Blanchet HS
 Seattle U
 TUH-lee-UH Clark



GAME-BY-GAME STATS

#23 CLARK, Taliyah

Opponent	Date	GS	MIN	Total		3-Pointers		Free throws		Rebounds				PF				PTS	AVG	
				FG-FGA	PCT	3FG-3FGA	PCT	FT-FTA	PCT	OFF	DEF	TOT	AVG	PF	A	TO	BLK			STL
at Arizona	11/04/2024	*	16:18	2-6	.333	1-2	.500	0-0	.000	1	2	3	3.0	4	1	2	0	2	5	5.0
Arlington Baptist	11/07/2024	*	24:25	8-12	.667	2-6	.333	1-2	.500	2	1	3	3.0	0	1	3	2	3	19	12.0
at Louisiana Tech	11/10/2024	*	24:53	2-9	.222	0-6	.000	0-2	.000	1	1	2	2.7	1	0	1	0	3	4	9.3
Totals			65:36	12-27	.444	3-14	.214	1-4	.250	4	4	8	2.7	5	2	6	2	8	28	9.3

Player Averages

Games Played	Minutes/game	Points/game	FG Pct	3FG Pct	FT Pct	Rebounds/game	Assists/game	Turnovers/game	Assist/Turnover ratio	Steals/game	Blocks/game
3	21.9	9.3	44.4	21.4	25.0	2.7	0.7	2.0	0.3	2.7	0.7

CAREER STATS

CLARK, Taliyah

SEASON	TEAM	GP-GS	MIN/AVG	Field Goals		3-Point		F-Throws		Rebounds				PF				Scoring		
				FG-FGA	FG%	3FG-3FGA	3FG%	FT-FTA	FT%	OFF	DEF	TOT	AVG	PF-FO	A	TO	BLK	STL	PTS	AVG
2021-22	SU	28-1	328/11.7	45-86	.523	14-35	.400	16-24	.667	9	41	50	1.8	27-0	10	15	1	18	120	4.3
2022-23	SU	29-27	773/26.7	97-284	.342	53-181	.293	65-81	.802	12	93	105	3.6	61-1	48	65	17	33	312	10.8
2023-24	UTA	33-30	927/28.1	135-335	.403	60-173	.347	75-100	.750	23	105	128	3.9	61-1	59	61	13	24	405	12.3
2024-25	UTA	3-3	66/21.9	12-27	.444	3-14	.214	1-4	.250	4	4	8	2.7	5-0	2	6	2	8	28	9.3
TOTAL FOR UTA	36-33	993/27.6	147-362	.406	63-187	.337	76-104	.731	27	109	136	3.8	66-1	61	67	15	32	433	12.0	
TOTAL	93-61	2094/22.5	289-732	.395	130-403	.323	157-209	.751	48	243	291	3.1	154-2	119	147	33	83	865	9.3	

PERSONAL BESTS

POINTS

Career	28 at Sam Houston (12/16/23)
UTA	28 at Sam Houston (12/16/23)
Season	19 vs Arlington Baptist (11/7/24)
Conference	TBD

REBOUNDS

Career	12 at UT Rio Grande Valley (1/18/24)
UTA	12 at UT Rio Grande Valley (1/18/24)
Season	3, 2x - Last vs Arlington Baptist (11/7/24)
Conference	TBD

ASSISTS

Career	6 vs Seattle U (2/29/24)
UTA	6 vs Seattle U (2/29/24)
Season	1, 2x - Last vs Arlington Baptist (11/7/24)
Conference	TBD

BLOCKS

Career	3 vs Utah Tech (2/23/23)
UTA	2, 4x - Last vs Arlington Baptist (11/7/24)
Season	2 vs Arlington Baptist (11/7/24)
Conference	TBD

STEALS

Career	6 vs Sam Houston (2/2/23)
UTA	3, 4x - Last at Louisiana Tech (11/10/24)
Season	3, 2x - Last at Louisiana Tech (11/10/24)
Conference	TBD

FIELD GOALS MADE

Career	11 vs Stephen F. Austin (1/6/24)
UTA	11 vs Stephen F. Austin (1/6/24)
Season	8 vs Arlington Baptist (11/7/24)
Conference	TBD

3-POINT FIELD GOALS MADE

Career	7 at Utah Valley (1/26/23)
UTA	5, 2x - Last vs Stephen F. Austin (1/6/24)
Season	2 vs Arlington Baptist (11/7/24)
Conference	TBD

FREE THROWS MADE

Career	11 at Tarleton State (2/28/23)
UTA	7 vs Illinois State (11/24/23)
Season	1 vs Arlington Baptist (11/7/24)
Conference	TBD

MINUTES

Career	38 vs Portland State (11/17/22)
UTA	37 at Sam Houston (12/16/23)
Season	25 at Louisiana Tech (11/10/24)
Conference	TBD

2024-25 UT ARLINGTON WOMEN'S BASKETBALL



#24 MIRAYA PERKINS

5-11 • Sophomore • Forward
Dallas, Texas | Boswell HS
MER-ray-UH Per-kens



@RayPerkins



@miraya.perkins14

PERSONAL BESTS

POINTS

Career	12 vs Arlington Baptist (11/7/24)
UTA	12 vs Arlington Baptist (11/7/24)
Season	12 vs Arlington Baptist (11/7/24)
Conference	TBD

REBOUNDS

Career	13 vs Arlington Baptist (11/7/24)
UTA	13 vs Arlington Baptist (11/7/24)
Season	13 vs Arlington Baptist (11/7/24)
Conference	TBD

ASSISTS

Career	2 vs Tarleton State (1/4/24)
UTA	2 vs Tarleton State (1/4/24)
Season	1, 2x - Last at Louisiana Tech (11/10/24)
Conference	TBD

BLOCKS

Career	1 vs UT Rio Grande Valley (2/17/24)
UTA	1 vs UT Rio Grande Valley (2/17/24)
Season	TBD
Conference	TBD

STEALS

Career	3 vs Arlington Baptist (11/7/24)
UTA	3 vs Arlington Baptist (11/7/24)
Season	3 vs Arlington Baptist (11/7/24)
Conference	TBD

FIELD GOALS MADE

Career	3, 3x - Last at Louisiana Tech (11/10/24)
UTA	3, 3x - Last at Louisiana Tech (11/10/24)
Season	3, 2x - Last at Louisiana Tech (11/10/24)
Conference	TBD

3-POINT FIELD GOALS MADE

Career	TBD
UTA	TBD
Season	TBD
Conference	TBD

FREE THROWS MADE

Career	6 vs Arlington Baptist (11/7/24)
UTA	6 vs Arlington Baptist (11/7/24)
Season	6 vs Arlington Baptist (11/7/24)
Conference	TBD

MINUTES

Career	21 vs Stephen F. Austin (1/6/24)
UTA	21 vs Stephen F. Austin (1/6/24)
Season	18 vs Arlington Baptist (11/7/24)
Conference	TBD

GAME-BY-GAME STATS

#24 PERKINS, Miraya

Opponent	Date	GS	MIN	Total		3-Pointers		Free throws		Rebounds				Other						
				FG-FGA	PCT	3FG-3FGA	PCT	FT-FTA	PCT	OFF	DEF	TOT	AVG	PF	A	TO	BLK	STL	PTS	AVG
at Arizona	11/04/2024		11:03	0-0	.000	0-0	.000	0-0	.000	0	2	2	2.0	3	0	1	0	0	0	0.0
Arlington Baptist	11/07/2024		17:53	3-6	.500	0-0	.000	6-8	.750	7	6	13	7.5	2	1	2	0	3	12	6.0
at Louisiana Tech	11/10/2024		17:26	3-5	.600	0-0	.000	4-4	1.000	1	2	3	6.0	2	1	0	0	0	10	7.3
Totals		0	46:22	6-11	.545	0-0	.000	10-12	.833	8	10	18	6.0	7	2	3	0	3	22	7.3

Player Averages

Games Played	Minutes/game	Points/game	FG Pct	3FG Pct	FT Pct	Rebounds/game	Assists/game	Turnovers/game	Assist/Turnover ratio	Steals/game	Blocks/game
3	15.5	7.3	54.5	0.0	83.3	6.0	0.7	1.0	0.7	1.0	0.0

CAREER STATS

PERKINS, Miraya

SEASON	TEAM	GP-GS	MIN/AVG	Field Goals		3-Point		F-Throws		Rebounds				Scoring						
				FG-FGA	FG%	3FG-3FGA	3FG%	FT-FTA	FT%	OFF	DEF	TOT	AVG	PF-FO	A	TO	BLK	STL	PTS	AVG
2023-24	UTA	28-0	227/8.1	15-39	.385	0-1	.000	19-24	.792	12	25	37	1.3	34-0	5	16	1	5	49	1.8
2024-25	UTA	3-0	46/15.5	6-11	.545	0-0	.000	10-12	.833	8	10	18	6.0	7-0	2	3	0	3	22	7.3
TOTAL		31-0	273/8.8	21-50	.420	0-1	.000	29-36	.806	20	35	55	1.8	41-0	7	19	1	8	71	2.3


2024-25 UT ARLINGTON WOMEN'S BASKETBALL



#32

JAMAYA PERRY

6-1 • Redshirt Freshman • Forward
 Stockton, Calif. | Saint Mary's HS
 JUH-my-UH peh-ree



[@jamayaperry](#) [@poodahbabyyy](#)

GAME-BY-GAME STATS

#32 PERRY, Jamaya

Opponent	Date	GS	MIN	Total		3-Pointers		Free throws		Rebounds				PF	A	TO	BLK	STL	PTS	AVG
				FG-FGA	PCT	3FG-3FGA	PCT	FT-FTA	PCT	OFF	DEF	TOT	AVG							
Arlington Baptist	11/07/2024		05:42	1-2	.500	0-0	.000	1-1	1.000	0	1	1	1.0	1	0	0	0	1	3	3.0
Totals		0	05:42	1-2	.500	0-0	.000	1-1	1.000	0	1	1	1.0	1	0	0	0	1	3	3.0

Player Averages

Games Played	Minutes/game	Points/game	FG Pct	3FG Pct	FT Pct	Rebounds/game	Assists/game	Turnovers/game	Assist/Turnover ratio	Steals/game	Blocks/game
1	5.7	3.0	50.0	0.0	100.0	1.0	0.0	0.0	0.0	1.0	0.0

CAREER STATS

PERRY, Jamaya

SEASON	TEAM	GP-GS	MIN/AVG	Field Goals		3-Point		F-Throws		Rebounds				Scoring						
				FG-FGA	FG%	3FG-3FGA	3FG%	FT-FTA	FT%	OFF	DEF	TOT	AVG	PF	FO	A	TO	BLK	STL	PTS
2023-24	UTA	3-0	7/2.4	0-2	.000	0-0	.000	0-0	.000	0	1	1	0.3	2	0	0	0	0	0	0.0
2024-25	UTA	1-0	6/5.7	1-2	.500	0-0	.000	1-1	1.000	0	1	1	1.0	1	0	0	0	1	3	3.0
TOTAL		4-0	13/3.3	1-4	.250	0-0	.000	1-1	1.000	0	2	2	0.5	3	0	0	0	1	3	0.8

PERSONAL BESTS

POINTS

Career	3 vs Arlington Baptist (11/7/24)
UTA	3 vs Arlington Baptist (11/7/24)
Season	3 vs Arlington Baptist (11/7/24)
Conference	TBD

REBOUNDS

Career	1, 2x - Last vs Arlington Baptist (11/7/24)
UTA	1, 2x - Last vs Arlington Baptist (11/7/24)
Season	1 vs Arlington Baptist (11/7/24)
Conference	TBD

ASSISTS

Career	TBD
UTA	TBD
Season	TBD
Conference	TBD

BLOCKS

Career	TBD
UTA	TBD
Season	TBD
Conference	TBD

STEALS

Career	1 vs Arlington Baptist (11/7/24)
UTA	1 vs Arlington Baptist (11/7/24)
Season	1 vs Arlington Baptist (11/7/24)
Conference	TBD

FIELD GOALS MADE

Career	1 vs Arlington Baptist (11/7/24)
UTA	1 vs Arlington Baptist (11/7/24)
Season	1 vs Arlington Baptist (11/7/24)
Conference	TBD

3-POINT FIELD GOALS MADE

Career	TBD
UTA	TBD
Season	TBD
Conference	TBD

FREE THROWS MADE

Career	1 vs Arlington Baptist (11/7/24)
UTA	1 vs Arlington Baptist (11/7/24)
Season	1 vs Arlington Baptist (11/7/24)
Conference	TBD

MINUTES

Career	6 vs Arlington Baptist (11/7/24)
UTA	6 vs Arlington Baptist (11/7/24)
Season	6 vs Arlington Baptist (11/7/24)
Conference	TBD



UT ARLINGTON WOMEN'S BASKETBALL


2024-25 ROSTER



0 **KALI HAIZLIP**
5-9 JR. GUARD
PUYALLUP, WASH.




1 **ASPEN THORNTON**
5-7 SR. GUARD
HOT SPRINGS, ARK.



2 **KENDAL ROBINSON**
5-10 FR. GUARD
FORT WORTH, TEXAS



4 **LAURA BELLO**
6-3 SR. FORWARD
DUBLIN, IRELAND



5 **NYA THREATT**
5-6 JR. GUARD
MISSOURI CITY, TEXAS



6 **AVERY BRITTINGHAM**
6-15TH YR. FORWARD
FORT WORTH, TEXAS



7 **ZOE NELSON**
6-2 SR. FORWARD
AUSTIN, TEXAS



8 **KOI LOVE**
6-0 5TH YR. FORWARD
ORLANDO, FLA.



14 **AUBREY REID**
5-11 R-FR. GUARD
AUSTIN, TEXAS



21 **ALEXSYAH GOUDEAU**
5-10 JR. GUARD
TAHLEQUAH, OKLA.



23 **TALIYAH CLARK**
5-11 SR. GUARD
LYNNWOOD, WASH.



24 **MIRAYA PERKINS**
5-11 SO. FORWARD
DALLAS, TEXAS



32 **JAMAYA PERRY**
6-1 R-FR. FORWARD
STOCKTON, CALIF.




SHEREKA WRIGHT
HEAD COACH
5TH SEASON



ROSALYN TINDEL
ASSISTANT COACH
5TH SEASON



DAVID PIERRE JR.
ASSISTANT COACH
2ND SEASON




KAELYNN BOYD
ASSISTANT COACH / RECRUITING COORDINATOR
5TH SEASON



WILL WATKINS
DIRECTOR OF PLAYER DEVELOPMENT
2ND SEASON



JD BROOKS
DIRECTOR OF BASKETBALL OPERATIONS
2ND SEASON



STACIA COLEMAN
ATHLETIC TRAINER
3RD SEASON



DR. ALLISON RANDALL
STRENGTH & CONDITIONING COACH
1ST SEASON



DJ MCFARLANE
GRADUATE ASSISTANT
1ST SEASON



REMON JONES
STUDENT MANAGER
2ND SEASON



EVAN FORTUNE
STUDENT MANAGER
2ND SEASON