



# Texas Tech LADY RAIDER BASKETBALL

1993 NCAA CHAMPIONS // 20 NCAA TOURNAMENT APPEARANCES // 5 BIG 12 TITLES

GAME 12

AT

## ARKANSAS RAZORBACKS

December 15, 2024 // 2 PM  
Bud Walton Arena // Fayetteville, Ark.

TV: SECN+

Play-by-Play: Brett Dolan  
Analyst: Matt Zimmerman

RADIO: TECH SPORTS NETWORK

Play-by-Play: Mark Finkner  
Analyst: Chuck Heinz



### 2024-25 SCHEDULE/RESULTS

Overall: 9-2 | Big 12: 0-0 | H: 7-0 | A: 0-1 | N: 2-1

#### NOVEMBER • (8-1)

4	INCARNATE WORD	ESPN+	W, 78-48
7	HOUSTON CHRISTIAN	ESPN+	W, 63-40
12	NEW MEXICO	ESPN+	W, 75-68
16	WASHINGTON STATE	ESPN+	W, 56-52
19	ABILENE CHRISTIAN	ESPN+	W, 66-40
23	NEW ORLEANS	ESPN+	W, 78-70
28 #	vs. Florida State	ESPN+	L, 62-70
29 #	vs. Gonzaga	ESPN+	W, 67-49
30 #	vs. Missouri State	ESPN+	W, 72-69

#### DECEMBER • (1-1)

3	SFA	ESPN+	W, 78-68
11	at SMU	ACCNX	L, 57-61
15	at Arkansas	ESPN+	2 p.m.
17	LAMAR	ESPN+	11:30 a.m.
22 *	HOUSTON	ESPN+	2 p.m.

#### JANUARY • (0-0)

1 *	at Arizona State	ESPN+	5 p.m.
4 *	at Kansas State	ESPN+	4 p.m.
8 *	WEST VIRGINIA	ESPN+	6 p.m.
11 *	TCU	ESPN+	6 p.m.
14 *	at Iowa State	ESPN+	6:30 p.m.
18 *	BYU	ESPN+	6 p.m.
22 *	at Houston	ESPN+	7 p.m.
25 *	OKLAHOMA STATE	ESPN+	2 p.m.
29 *	at Kansas	ESPN+	6:30 p.m.

#### FEBRUARY • (0-0)

2 *	at Colorado	ESPNU	3 p.m.
5 *	UTAH	ESPN+	6 p.m.
8 *	at TCU	ESPN+	4 p.m.
15 *	BAYLOR	ESPN+	2 p.m.
19 *	CINCINNATI	ESPN+	6 p.m.
22 *	at UCF	ESPN+	1 p.m.
25 *	at Arizona	ESPN+	7 p.m.

#### MARCH • (0-0)

1 *	COLORADO	ESPN+	2 p.m.
5-10 @	Big 12 Tournament	ESPN+	TBD

All times are Central and subject to change ... Home games in CAPS at the United Supermarkets Arena ... # - Paradise Jam (St. Thomas, U.S. Virgin Islands) ... \* - Indicates Big 12 Conference Game ... @ - Big 12 Tournament (Kansas City, Mo./T-Mobile Center)


### SOCIAL MEDIA: #WreckEm

- X: @LadyRaiderWBB
- YouTube: TexasTechAthletics
- Instagram: @LadyRaiderWBB
- Facebook: Texas Tech Lady Raider Basketball

### TEXAS TECH LADY RAIDERS

2024-25 Record	9-2, 0-0 Big 12
Rankings	AP: RV   Coaches: NR
Last Game	Lost at SMU, 57-61 (12/11/24)
Streak	L1
Head Coach	Krista Gerlich
Career Record	356-214 (19th Season)
Record at Texas Tech	67-67 (5th Season)
Texas Tech Record vs. Arkansas	9-19

### LADY RAIDER STORYLINES



### PROJECTED STARTERS

Pos.	#	Name	Yr.	GP-GS	PPG	RPG	APG
G	3	Jasmine Shavers	Jr.	11-9	15.5	4.0	1.5
F	11	Sarengbe Sanogo	Jr.	11-11	5.5	3.9	0.5
F	12	Jordyn Merritt	Gr.	11-7	6.1	4.1	1.9
G	20	Bailey Maupin	Jr.	11-11	11.0	2.5	2.5
G	24	Jada Wynn	Jr.	10-8	4.5	2.5	1.3

### KEY RESERVES

F	1	Jalynn Bristow	So.	11-0	5.5	2.5	0.6
F	2	Kilah Frelton	Jr.	10-0	4.4	4.5	1.1
G	5	Denae Fritz	R-Jr.	11-7	2.8	1.5	1.9
G	8	Adlee Blacklock	Jr.	11-0	7.2	2.5	0.6
G	23	Loghan Johnson	So.	11-2	3.9	2.4	1.2

### ARKANSAS RAZORBACKS

2024-25 Record	6-5, 0-0 SEC
Rankings	AP: NR   Coaches: NR
Last Game	Won vs. SEMO, 84-45 (12/8/24)
Streak	W2
Head Coach	Mike Neighbors
Career Record	242-138 (12th Season)
Record at Arkansas	144-97 (8th Season)
Arkansas Record vs. Texas Tech	19-9

### PREVIEW

The Texas Tech Lady Raiders are on the road for the second time this season with a game against the Arkansas Razorbacks on Sunday, December 13 at 2 p.m. in Fayetteville, Ark. Arkansas leads the all-time series against Tech with a 19-9 record. The Razorbacks are on a two-game winning streak against the Lady Raiders as the two teams last played in the WNIT on March 24, 2023 with Arkansas winning by a 71-66 score. On Sunday, Tech is looking for its first win at Arkansas in program history.

### DEFENSE IS PRETTY SOLID

The Lady Raiders are forcing 22.45 turnovers per game which ranks 25th in the NCAA and second in the conference. In addition, the Lady Raiders are holding teams to just 28.7 percent from beyond the arc and rank 47th nationally with 11.1 steals per game. The Lady Raiders have forced 20+ turnovers in eight games this season so far, and have forced at least 20 or more in six of the last seven games.

### FROM THE BENCH

Texas Tech is second in the Big 12 and 36th in the NCAA with 29.1 bench points per game. The Lady Raiders had their most bench points against Missouri State, totaling 47 points in the game, more than half of the total points scored by the team that game (72). Texas Tech has also scored 20 or more bench points in the last four contests.

# 2024-25 QUICK FACTS

## GENERAL INFORMATION

School..... Texas Tech University  
 Location..... Lubbock, Texas  
 Founded..... 1923  
 Enrollment..... 41,045  
 Nickname..... Lady Raiders  
 Colors..... Scarlet & Black  
 Mascot (Official/Unofficial)..... Masked Rider/Raider Red  
 Affiliation..... Division I  
 Conference..... Big 12  
 President..... Dr. Lawrence Shovanec  
 Athletics Director..... Kirby Hocutt  
 Faculty Athletics Representative..... Brian Shannon  
 Sr. Associate AD/SWA..... Deedee Brown-Campbell  
 Compliance Director..... Marissa Gendron  
 Ticket Office..... 806-742-TECH  
 Athletics Website..... www.texastech.com  
 Department Main Number..... @LadyRaiderWBB  
 Head Coach Twitter..... @CoachGerlich

## FACILITY INFORMATION

Facility Name..... United Supermarkets Arena  
 Capacity..... 15,098  
 Opened..... 1999

## PROGRAM HISTORY

First Season..... 1975  
 Seasons..... 49  
 Overall Record..... 992-584  
 Big 12 Record..... 201-275  
 Big 12 Championships..... 3 (1998, 1999, 2000)  
 Big 12 Tournament Record..... 19-25  
 Big 12 Tournament Titles..... 2 (1998, 1999)  
 NCAA Tournaments (Last)..... 20 (2013)  
 NCAA Tournament Record..... 30-19  
 NIT Appearances (Last)..... 6 (2023)  
 NIT Record..... 10-6  
 Sweet 16s (Last)..... 11 (2005)  
 Elite Eights (Last)..... 4 (2003)  
 Final Fours (Last)..... 1 (1993)  
 National Titles..... 1 (1993)  
 Last Postseason Game..2023, WNIT 3rd Round (L, 66-71 Arkansas)

## TEAM INFORMATION

2023-24 Record..... 17-16  
 2023-24 Big 12 Record/Finish..... 5-13/T-11th  
 2023-24 Postseason..... N/A  
 AP Final Ranking..... N/A  
 Coaches Poll Final Ranking..... N/A  
 Last AP Ranking..... Jan. 16, 2012 (No. 17)  
 Last Coaches Poll Ranking..... Jan. 17, 2012 (No. 20)  
 Letterwinners Returning..... 8  
 Letterwinners Lost..... 7  
 Newcomers..... 7

## COACHING & SUPPORT STAFF

Head Coach..... Krista Gerlich (Texas Tech '93)  
 Career Record/Seasons..... 356-214 (18 seasons)  
 Tech Record/Seasons..... 67-67 (4 seasons)  
 Associate Coach/Recruiting Coordinator .. Ashley Odom (Lamar '10)  
 Season at Tech..... 5th season  
 Associate Coach..... Plenette Pierson (Texas Tech '03)

Season at Tech..... 3rd season  
 Assistant Coach/Recruiting Ops..... Erik DeRoo (McPherson College '14)  
 Season at Tech..... 4th season  
 Assistant Coach/Director of Ops..... Jordan Vessels (WTAMU '16)  
 Season at Tech..... 5th season  
 Assistant Coach/Dir. of Video & Scouting Ops..... Mitch Vanya (TAMU '11)  
 Season at Tech..... 3rd season  
 Chief of Staff..... Jared Boyd  
 Dir. of Player Development & Social Media Recruiting... Zuri Sanders  
 Athletic Trainer..... Brenna Ellis  
 Strength & Conditioning Coach..... Kyle Jean  
 Graduate Manager..... Kaden Cleavinger  
 Graduate Manager..... Tristen Lasker  
 Graduate Manager..... Shawnisay Millar  
 Graduate Manager..... Cooper Steele  
 Graduate Manager..... Kennady Tucker

## ATHLETICS COMMUNICATIONS

Senior Associate AD..... Robert Giovannetti  
 Assistant Athletics Director..... Matt Dowdy (FB)  
 Director..... Wes Bloomquist (MBB)  
 Director..... Matt Burkholder (FB, M/W Golf)  
 Associate Director..... Chris Duarte (T&F, FB)  
 Associate Director..... Casey Montalvo (WBB, M/W TENNIS)  
 Associate Director..... Andrew Stern (SOC, BSB)  
 Associate Director..... Jay Strader (VB, SB)  
 Women's Basketball Contact..... Casey Montalvo  
 Email..... casey.montalvo@ttu.edu  
 Cell Phone..... (830) 931-1558  
 Mailing Address..... 2526 6th St.  
 ..... Lubbock, TX 79409

## MEDIA INFORMATION

Radio..... Texas Tech Sports Network, Learfield Sports  
 Radio Contact Person..... Rick Leach  
 Email..... rleach@learfieldsports.com  
 Play-By-Play..... Mark Finkner  
 Color Analyst..... Chuck Heinz



# MATCHUP INFO



## SERIES HISTORY

Games .....	28
Series Record .....	9-19
In Lubbock .....	5-4
In Fayetteville .....	0-12
At Neutral Site .....	4-3
Current Streak .....	L2

## LAST 10 MEETINGS

vs. ARKANSAS

Date	W/L	TECH	ARK	Loc.
3/24/23	L	66	71	A
12/3/16	L	60	66	A
1/3/09	W	75	60	H
1/5/08	L	57	80	A
3/9/91	L	51	60	N
2/12/91	L	62	70	A
1/12/91	L	62	64	H
3/8/90	W	69	60	N
2/6/90	L	55	62	A
1/6/90	L	74	76 (OT)	H



## MILESTONE WATCH

	Pts.	Rbs.	Ast.	Stl.	Blk.
Adlee Blacklock	315	86	27	16	1
Jalynn Bristow	228	155	31	22	15
Kilah Freelon	356	288	54	57	40
Denae Fritz	366	190	74	36	40
Loghan Johnson	189	113	45	28	0
Ivana Krajina	--	1	--	--	--
Achol Magot	4	4	--	1	--
Bird Martin	9	--	--	1	1
Bailey Maupin	923	244	158	74	10
Jordyn Merritt	879	575	136	127	89
Kelly Mora	48	30	10	5	1
Maya Peat	976	702	62	57	104
Sarengbe Sanogo	61	43	6	9	20
Jasmine Shavers	944	332	93	87	3
Jada Wynn	286	160	62	27	18



## OTHER TTU NOTABLES

### Receiving Votes!

For the first time this season, the Texas Tech Lady Raiders have found themselves in the AP Poll. In the latest Associated Press Top-25 poll released on Monday afternoon (Dec. 9), the Lady Raiders received three total votes.

### Jazzy with the Ball

Junior Jasmine Shavers is a shooter - leading the team with 160 field goal attempts on the season so far. She currently ranks 21st in the nation and second in conference in that category, while also checking in at 43rd nationally and fifth in the Big 12 with 66 three-point attempts. Her 171 total points leads the Lady Raiders and is 66th nationally and seventh in the Big 12. In addition, she tallies 64 field goals, which ranks 56th in the NCAA and seven in conference.

### Blocks Galore

The Lady Raiders currently average 5.9 blocks per game, which ranks 10th nationally and third in the Big 12. Junior Sarengbe Sanogo ranks 28th in the nation and fifth in the Big 12 with 20 total blocks.

### Jazzy's First 30

The junior from Mesquite, Texas not only surpassed 900 points in the Virgin Islands, but she also recorded a new career high in points, field goals and free throws against Missouri State. Her 32 points is the first time in her career to score over 30 in a game, while her 10 field goals and 10 made free throws are also career bests. Shavers is 45th nationally and fourth in conference with 140 field goal attempts and has the 12th-most points in the Big 12 with 156. Shavers was the lone Lady Raider to be named to the Paradise Jam All-Tournament Team last week.

### Defense, Defense, Defense!

Against Gonzaga, the Lady Raiders held the Bulldogs to 20 points below their season average in points, while forcing 24 turnovers (seven more than their average) and adding 15 steals in the game. Florida State came into the game averaging over 100 points per game, but the Lady Raiders held the Seminoles to their season low in points with 70. In addition, Tech held Florida State to under 20 points in three quarters of the contest, the most in a game this season for the Noles. Forcing 19 Florida State turnovers in the game, Tech only allowed the Noles to score just four 3-pointers in the game, which marks their lowest total all season at that point.

### Milestone After Milestone

Four Lady Raiders hit major milestones while at the Paradise Jam tournament in the U.S. Virgin Islands. First, freshman Bird Martin scored her first career points after nailing a 3-pointer against Gonzaga. In the same game, graduate Maya Peat recorded her 700th career rebound. In addition, both Jasmine Shavers and Bailey Maupin eclipsed the 900 career points mark after totaling 32 and 14 points, respectively, against Missouri State.

### Depth is Important

The 2024-25 Lady Raiders have a tremendous amount of depth. In the season opener, 14 of the 15 players saw action in the game, with all recording some kind of stat line in the game. Twelve players made an appearance in the game against Houston Christian, while 11 came in against New Mexico and Washington State. Twelve players saw action against New Orleans, as Tech averages over 12 players seeing action in each game so far. Most recently, all 15 players came into the game against Gonzaga.

### An Experienced Group

The Lady Raiders are made up of 10 upperclassmen on a team of 15. The team is led by the junior class, who boasts eight players in it - Kilah Freelon, Jasmine Shavers, Denae Fritz, Adlee Blacklock, Sarengbe Sanogo, Ivana Krajina, Jada Wynn and Bailey Maupin. The two seniors on the team are Jordyn Merritt and Maya Peat. Of the six transfers on

the team, half of them have experience in the NCAA Tournament - Fritz with Iowa State and Baylor, Blacklock with Oregon State and Bristow with Iowa State.

### Returning Top Scorers and Defenders

Texas Tech is returning six of its top scorers from a season ago in Jasmine Shavers (15.4ppg), Bailey Maupin (14.1ppg), Jordyn Merritt (8.1ppg), Kilah Freelon (7.9 ppg), Jada Wynn (4.8ppg) and Loghan Johnson (4.4ppg). Last year, the team also ranked 67th nationally after forcing 18.15 turnovers per game. Merritt and Freelon are two of the better shot blockers on the team, recording 49 total between both last year. Maupin and Shavers also led the way in takeaways with a team-best 42 steals each.

### 50 Years of Lady Raider Basketball

The Lady Raiders are celebrating their 50th anniversary this season. Beginning in 1975-76, Texas Tech's women's basketball program boasts a 992-584 overall record and won the 1993 national championship. Appearing in 20 NCAA tournaments in program history, the Lady Raiders hold a 30-19 record in the NCAA Tournament and have been to the Sweet 16 or better 10 times.

### Newcomer Alert

This Lady Raider squad boasts seven newcomers on the team with one freshman and six transfers. The freshman is Kalysta 'Bird' Martin, while the transfers include Jalynn Bristow (Iowa State), Denae Fritz (Baylor), Adlee Blacklock (Oregon State), Sarengbe Sanogo (Odessa College), Ivana Krajina (Odessa College) and Maya Peat (Arkansas-Pine Bluff). Both Sanogo and Krajina were teammates at Odessa and made the NJCAA Division I All-American list last season. Fritz will be the main point guard on the Lady Raiders, with Bristow playing the 4 position while also able to shoot 3-pointers. Sanogo and Peat add length and agility to the 5 position and will help tremendously with shot blocking and rebounding. Blacklock is good beyond the arc and can shoot the three ball very well.

### West Texas Locals

The Lady Raiders boast four West Texas Locals on the team, with two transferring in this year: Adlee Blacklock (Lubbock, TX), Kelly Mora (Lubbock, TX), Jalynn Bristow (Holliday, TX) and Bailey Maupin (Gruver, TX).

## Team Mahomes /// adidas

On August 23, 2024, adidas and Patrick Mahomes announced the signing of six student-athletes at Texas Tech University to NIL deals, making them the inaugural cohort of Team Mahomes, the 3-time Super Bowl Champion's NIL initiative with adidas. The deals come just weeks after adidas and Texas Tech announced a groundbreaking 10-year partnership that made adidas the official footwear, uniform, apparel and accessory partner of the Texas Tech Red Raiders.

Jasmine Shavers (Women's Basketball), Micah Hudson (Football), NiJaree Canady (Softball), Matthew Comegys (Golf), Sam Courtwright (Soccer) and TJ Pompey (Baseball) were welcomed to Team Mahomes with a surprise visit by Mahomes to Texas Tech's campus, and were gifted customized Mahomes gear. The student-athletes joining Team Mahomes will participate in brand marketing campaigns, including for Mahomes' signature shoe and apparel line with adidas.

TEXAS TECH	CATEGORY	ARKANSAS
68.4	Points Per Game	73.5
57.7	Opponent Points Per Game	71.3
.426	Field Goal Percentage	.410
.371	Opponent Field Goal Percentage	.387
.307	Three-Point Field Goal Percentage	.319
.686	Free Throw Percentage	.788
34.6	Rebounds Per Game	38.8
13.1	Assists Per Game	10.9
17.6	Turnovers Per Game	14.3
0.7	Assist/Turnover Ratio	0.8
11.1	Steals Per Game	4.4
5.9	Blocks Per Game	4.5

# ROSTER BREAKDOWN

## 2024-25 NUMERICAL ROSTER

NO.	NAME	POS.	HT.	YR.	HOMETOWN/HS/PREVIOUS SCHOOL
1	Jalynn Bristow	G/F	6-2	So.	Holliday, Texas/Iowa State
2	Kilah Freelon	G/F	6-1	Jr.	Denver, Colo./Mullen HS
3	Jasmine Shavers	G	5-8	Jr.	Mesquite, Texas/Mississippi State
5	Denae Fritz	G	5-11	R-Jr.	Maryville, Tenn./Baylor
7	Kalysta 'Bird' Martin	G	6-2	Fr.	San Antonio, Texas/Providence Catholic School
8	Adlee Blacklock	G	6-0	Jr.	Lubbock, Texas/Oregon State
10	Achol Magot	C	6-7	So.	Tucson, Ariz./Southern Arizona Volunteers Prep
11	Sarengbe Sanogo	F/C	6-3	Jr.	Paris, France/Odessa College
12	Jordyn Merritt	G/F	6-3	5th	Plano, Texas/Florida
13	Ivana Krajinina	G	5-11	Jr.	Kaštel Novi, Croatia/Odessa College
20	Bailey Maupin	G	5-10	Jr.	Gruver, Texas/Gruver HS
23	Loghan Johnson	G	5-10	So.	Houston, Texas/Houston Christian Academy
24	Jada Wynn	G	6-1	Jr.	Yorba Linda, Calif./Colorado
30	Kelly Mora	F	6-1	So.	Lubbock, Texas/Monterey HS
54	Maya Peat	C	6-6	Gr.	Chandler, Ariz./UAPB

## 2024-25 ALPHABETICAL ROSTER

NO.	NAME	POS.	HT.	YR.	HOMETOWN/HS/PREVIOUS SCHOOL
8	Adlee Blacklock	G	6-0	Jr.	Lubbock, Texas/Oregon State
1	Jalynn Bristow	G/F	6-2	So.	Holliday, Texas/Iowa State
2	Kilah Freelon	G/F	6-1	So.	Denver, Colo./Mullen HS
5	Denae Fritz	G	5-11	R-Jr.	Maryville, Tenn./Baylor
23	Loghan Johnson	G	5-10	Fr.	Houston, Texas/Houston Christian Academy
13	Ivana Krajinina	G	5-11	Jr.	Kaštel Novi, Croatia/Odessa College
10	Achol Magot	C	6-7	Fr.	Tucson, Ariz./Southern Arizona Volunteers Prep
7	Kalysta 'Bird' Martin	G	6-2	Fr.	San Antonio, Texas/Providence Catholic School
20	Bailey Maupin	G	5-10	So.	Gruver, Texas/Gruver HS
12	Jordyn Merritt	G/F	6-3	Sr.	Plano, Texas/Florida
30	Kelly Mora	F	6-1	Fr.	Lubbock, Texas/Monterey HS
54	Maya Peat	C	6-6	Gr.	Chandler, Ariz./UAPB
11	Sarengbe Sanogo	F/C	6-3	Jr.	Paris, France/Odessa College
3	Jasmine Shavers	G	5-8	So.	Mesquite, Texas/Mississippi State
24	Jada Wynn	G	6-1	So.	Yorba Linda, Calif./Colorado

**Head Coach:** Krista Gerlich (5th season, Texas Tech '93)  
**Associate Coach/Recruiting Coordinator:** Ashley Odom (5th season, Lamar '10)  
**Associate Coach:** Plenette Pierson (3rd season, Texas Tech '03)  
**Assistant Coach/Recruiting Operations:** Erik DeRoo (4th season, McPherson College '14)  
**Assistant Coach/Director of Operations:** Jordan Vessels (5th season, West Texas A&M '12)  
**Assistant Coach/Director of Video & Scouting Operations:** Mitch Vanya (3rd season, Texas A&M '11)  
**Chief of Staff:** Jared Boyd  
**Director of Player Development & Social Media Recruiting:** Zuri Sanders  
**Athletic Trainer:** Brenna Ellis  
**Strength & Conditioning Coach:** Kyle Jean

## PRONUNCIATION GUIDE

<b>KILAH FREELON</b>	KY-Luh   Free-LONN
<b>KRISTA GERLICH</b>	Gur-LICK
<b>IVANA KRAJINA</b>	EE-Vah-Nuh   CRY-Nuh
<b>ACHOL MAGOT</b>	UH-Choll   MUH-Got
<b>SARENGBE SANOGO</b>	SAH-Rang-Bay   SAH-No-Go (also goes by Sara)

## TEXAS TECH'S RECORD WHEN...

	SEASON	BIG 12
Overall	9-2	--
At Home	7-0	--
On Road	0-1	--
At Neutral Sites	2-1	--
Day Games	1-0	--
Night Games (6 p.m.)	8-2	--
Overtime Games	--	--
In November	8-1	--
In December	1-1	--
In January	--	--
In February	--	--
In March	--	--

### SCORING

TTU Leads at Halftime	8-1	--
TTU Trails at Halftime	1-1	--
Tied at Halftime	--	--
TTU Scores < 50	--	--
TTU Scores 50-59	1-1	--
TTU Scores 60-69	3-1	--
TTU Scores 70-79	5-0	--
TTU Scores 80-89	--	--
TTU Scores 90-99	--	--
TTU Scores 100+	--	--
Opp. Scores < 50	4-0	--
Opp. Scores 50-59	1-0	--
Opp. Scores 60-69	3-1	--
Opp. Scores 70-79	1-1	--
Opp. Scores 80-89	--	--
Opp. Scores 90+	--	--

### REBOUNDING

Out-Rebound Opp.	4-0	--
Equal Rebounds	0-1	--
Out-Rebounded	5-1	--
TTU Has 40+	2-0	--
TTU Has Less Than 40	6-2	--

### FIELD GOALS

TTU Has Higher FG%	8-0	--
TTU Has Lower FG%	1-2	--
TTU Shoots → 40%	7-1	--
TTU Shoots < 40%	2-1	--
Opp. Shoots → 40%	3-1	--
Opp. Shoots < 40%	6-1	--

### FREE THROWS

TTU Attempts More FTs	5-0	--
TTU Attempts Fewer FTs	4-2	--
Equal FT Attempts	--	--
TTU Makes More FTs	4-0	--
TTU Makes Fewer FTs	4-2	--
Equal Free Throw Makes	1-0	--
TTU Makes 15+ FTs	3-0	--
TTU Makes 20+ FTs	1-0	--
TTU Makes 25+ FTs	--	--

### UNIFORMS

Wearing White	8-0	--
Wearing Black	0-2	--
Wearing Red	1-0	--
Wearing Pink	--	--





# TV/RADIO ROSTER



**#1**  
**JALYNN BRISTOW**  
 6-2 • SO • G/F  
 Holliday, Texas



**#2**  
**KILAH FREELON**  
 6-1 • JR • G/F  
 Denver, Colo.



**#3**  
**JASMINE SHAVERS**  
 5-8 • JR • G  
 Mesquite, Texas



**#5**  
**DENAE FRITZ**  
 5-11 • R-JR • G  
 Maryville, Tenn.



**#7**  
**BIRD MARTIN**  
 6-2 • FR • G  
 San Antonio, Texas



**#8**  
**ADLEE BLACKLOCK**  
 6-0 • JR • G  
 Lubbock, Texas



**#10**  
**ACHOL MAGOT**  
 6-7 • SO • C  
 Tuscon, Ariz.



**#11**  
**SARENGBE SANOGO**  
 6-3 • JR • F/C  
 Paris, France



**#12**  
**JORDYN MERRITT**  
 6-3 • GR • G/F  
 Plano, Texas



**#13**  
**IVANA KRAJINA**  
 5-11 • JR • G  
 Kaštel Novi, Croatia



**#20**  
**BAILEY MAUPIN**  
 5-10 • JR • G  
 Gruver, Texas




**#23**  
**LOGHAN JOHNSON**  
 5-10 • SO • G  
 Houston, Texas



**#24**  
**JADA WYNN**  
 6-1 • JR • G  
 Yorba Linda, Calif.



**#30**  
**KELLY MORA**  
 6-1 • SO • F  
 Lubbock, Texas



**#54**  
**MAYA PEAT**  
 6-6 • GR • C  
 Chandler, Ariz.




**KRISTA GERLICH**  
 Head Coach



**ASHLEY ODOM**  
 Associate Coach/Recruiting  
 Coordinator



**PLENETTE PIERSON**  
 Associate Coach



**ERIK DEROO**  
 Assistant Coach/Recruiting  
 Operations



**JORDAN VESSELS**  
 Assistant Coach/Dir. of  
 Operations



**MITCH VANYA**  
 Assistant Coach/Dir. of  
 Video & Scouting Ops



**JARED BOYD**  
 Chief of Staff



**ZURI SANDERS**  
 Dir. of Player Dev./Social  
 Media Recruiting



**KYLE JEAN**  
 Associate Strength &  
 Conditioning Coach



**BRENNA ELLIS**  
 Associate Athletic  
 Trainer



**LESLIE HARTLINE**  
 Administrative Assistant to  
 the Head Coach



**KADEN CLEAVINGER**  
 Graduate Manager



**TRISTEN LASKER**  
 Graduate Manager



**KEENAN LOWERY**  
 Graduate Manager



**SHAWNISAY MILLAR**  
 Graduate Manager



**COOPER STEELE**  
 Graduate Manager



**KENNADY TUCKER**  
 Graduate Manager

# HEAD COACH KRISTA GERLICH

# ABOUT COACH GERLICH



### HEAD COACH EXPERIENCE

Texas Tech Experience	5th Season
Texas Tech Record	67-67 (20-52 Big 12)
Collegiate Experience	18th Season
Collegiate Record	356-214
Div. I Experience	12th Season
Div. I Record	188-161
Alma Mater	Texas Tech, 1993

### TEXAS TECH // 2020-PRESENT (67-67)

- Coached two All-Big 12 Honorable Mention players in Jasmine Shavers and Bailey Maupin in 2023-24.
- In the 2022-23 season, Gerlich led the Lady Raiders to its first postseason since 2012, making it to the third round of the WNIT.
- In 2021-22, Gerlich's squad defeated three AP Top-25 Big 12 foes including No. 9 Texas. The win over UT was the programs first since the 2012-13 season.
- Under her guidance, Tech also recorded its highest conference finish under a first-year head coach in the Big 12 era.

# YEAR-BY-YEAR HEAD COACHING RECORD

Year	School	Overall	Conference	Conference Tour.	Postseason
2006-07	West Texas A&M	28-5	14-0 (1st)	2-1 (Runner-Up)	1-1 - NCAA DII Regional
2007-08	West Texas A&M*	26-5	14-0 (1st)	3-0 (Champions)	0-1 - NCAA DII Regional
2008-09	West Texas A&M*	28-6	10-2 (1st)	3-0 (Champions)	3-1 - NCAA DII Elite Eight
2009-10	West Texas A&M*	30-4	10-2 (1st)	3-0 (Champions)	1-1 - NCAA DII Regional
2010-11	West Texas A&M	17-11	10-4 (4th)	0-1	--
2011-12	West Texas A&M	19-10	16-4 (2nd)	1-1	0-1 - NCAA DII Regional
2012-13	West Texas A&M	20-12	14-6 (4th)	2-1 (Runner-Up)	--
2013-14	UT Arlington	4-25	3-15 (10th)	--	--
2014-15	UT Arlington	17-13	11-9 (T-4th)	0-1	--
2015-16	UT Arlington	15-16	10-10 (6th)	0-1	--
2016-17	UT Arlington	22-9	14-4 (2nd)	1-1 (Semifinals)	0-1 - WNIT First Round
2017-18	UT Arlington	18-12	12-6 (T-3rd)	0-1	--
2018-19	UT Arlington*	24-8	15-3 (T-1st)	0-1	1-1 - WNIT First Round
2019-20	UT Arlington	21-11	14-4 (3rd)	1-1 (Quarterfinals)	--
2020-21	Texas Tech	10-15	5-13 (7th)	0-1	--
2021-22	Texas Tech	11-19	4-14 (8th)	0-1	--
2022-23	Texas Tech	20-14	6-12 (8th)	0-1	2-1 - WNIT Third Round
2023-24	Texas Tech	17-16	5-13 (T-11th)	1-1	--
2024-25	Texas Tech	9-2	--	--	--
<b>TOTALS</b>	<b>19th season</b>	<b>356-214</b>	<b>187-121</b>	<b>17-14</b>	

### UT ARLINGTON // 2013-20 (121-94)

- Stands as the program's all-time winningest coach at UTA.
- Led the Lady Mavs to three 20-win seasons and was named Sun Belt Coach of the Year in 2019, following a successful campaign in which her Lady Mavs tied the program record for single-season wins, and picked up the program's first postseason win as well as UTA's first Sun Belt women's basketball regular season title.
- In 2016-17, Gerlich guided UTA to a 22-9 overall record, a second-place finish in the Sun Belt and a berth to the postseason as UTA participated in the postseason for the first time since 2009.

### WEST TEXAS A&M // 2006-13 (168-53)

- Led West Texas A&M to four consecutive South Division Lone Star Conference titles and three consecutive Lone Star Conference championships.
- The quickest coach in WTAMU history to reach each of the 100, 125 and 150-win benchmarks, and led the Lady Buffs to NCAA Tournament appearances in five of her seven years leading the program, including the team's first Elite Eight appearance in 11 years in 2009.
- Named the Lone Star Conference South Division Coach of the Year in 2007 and 2010.





## MISCELLANEOUS STATS

### DOUBLE-FIGURE SCORING GAMES

Player	20-21	21-22	22-23	23-24	24-25
Adlee Blacklock	--	--	6	1	3
Jalynn Bristow	--	--	--	6	2
Kilah Freelon	--	--	3	8	--
Denae Fritz	--	1	12	--	--
Laghan Johnson	--	--	--	3	1
Bailey Maupin	--	--	20	27	9
Jordyn Merritt	4	14	7	8	2
Maya Peat	5	11	14	19	--
Sarengbe Sanogo	--	--	--	--	2
Jasmine Shavers	--	--	13	26	10
Jada Wynn	--	--	3	2	--

### 20-POINT SCORING GAMES

Player	20-21	21-22	22-23	23-24	24-25
Adlee Blacklock	--	--	1	--	1
Denae Fritz	--	--	1	--	--
Bailey Maupin	--	--	3	4	1
Jordyn Merritt	--	1	--	1	--
Maya Peat	--	--	--	3	--
Jasmine Shavers	--	--	2	8	1
Jada Wynn	--	--	--	1	--

### 30-POINT SCORING GAMES

Player	21-22	22-23	23-24	24-25
Jasmine Shavers	--	--	--	1

### DOUBLE-FIGURE REBOUNDING GAMES

Player	20-21	21-22	22-23	23-24	24-25
Kilah Freelon	--	--	--	5	1
Denae Fritz	--	--	2	--	--
Jordyn Merritt	1	2	4	3	--
Maya Peat	3	6	4	5	--
Jasmine Shavers	--	--	--	2	--

### 20+ REBOUNDING GAMES

Player	20-21	21-22	22-23	23-24	24-25
Maya Peat	--	2	--	--	--

### DOUBLE-DOUBLES

Player	20-21	21-22	22-23	23-24	24-25
Kilah Freelon	--	--	--	4	--
Bailey Maupin	--	--	--	1	--
Jordyn Merritt	1	1	1	2	--
Maya Peat	3	4	3	5	--
Jasmine Shavers	--	--	--	2	--

### 3+ STEAL GAMES

Player	20-21	21-22	22-23	23-24	24-25
Jalynn Bristow	--	--	--	--	2
Kilah Freelon	--	--	1	3	1
Denae Fritz	--	--	2	1	--
Jasmine Shavers	--	--	3	3	3
Bailey Maupin	--	--	1	6	2
Jordyn Merritt	--	3	4	4	2
Maya Peat	--	--	--	2	--

### 3+ BLOCK GAMES

Player	20-21	21-22	22-23	23-24	24-25
Kilah Freelon	--	--	--	2	--
Denae Fritz	--	--	4	--	1
Jordyn Merritt	--	2	2	3	1
Maya Peat	3	--	2	5	--
Sarengbe Sanogo	--	--	--	--	4

## IN THE RANKINGS

### TEAM STATISTICAL RANKINGS (as of 12/13)

CATEGORY	Stat	NCAA	Big 12
A/T/O ratio	0.74	218th	14th
Assists/game	13.1	199th	13th
Bench points/game	29.1	36th	2nd
Blocks/game	5.9	10th	3rd
FG %	.426	126th	13th
FG% defense	.371	72nd	9th
FT%	.686	192nd	13th
FTs made/game	12.09	138th	10th
Rebound margin	-0.5	224th	14th
Rebounds/game	34.64	263rd	15th
Scoring defense	57.7	73rd	7th
Scoring margin	10.6	95th	12th
Scoring offense	68.4	149th	14th
Steals/game	11.1	47th	3rd
3PFG%	.307	181st	13th
3PFG/game	6.8	120th	11th
Turnover margin	4.82	54th	5th
Turnovers forced/game	22.45	25th	2nd
Turnovers per game	17.6	222nd	15th

## LADY RAIDERS IN THE WNBA



Year	Name	Round	Pick
1997	Sheryl Swoopes	Allocated	--
	<i>Houston Comets</i>		
1997	Michi Atkins	2	3
	<i>Charlotte Sting</i>		
1998	Alicia Thompson	1	9
	<i>New York Liberty</i>		
1999	Angie Braziel	4	9
	<i>Charlotte Sting</i>		
2000	Keitha Dickerson	2	8
	<i>Minnesota Lynx</i>		
2003	Plenette Pierson	1	2
	<i>Phoenix Mercury</i>		
2004	Jia Perkins	3	9
	<i>Charlotte Sting</i>		
2005	Cisti Greenwalt	3	9
	<i>Sacramento Monarchs</i>		
2006	Erin Grant	3	11
	<i>Seattle Storm</i>		
2020	Brittany Brewer	2	5
	<i>Atlanta Dream</i>		

## THE GOAT SHERYL SWOOPES



Perhaps no women's basketball player is more well-known or iconic as Sheryl Swoopes. The two-time All-American led Texas Tech to the 1993 National Championship while earning numerous awards including the Naismith Player of the Year and Final Four MVP. Swoopes set a single-season school record with 955 points in 1993 - the 4th most by any player in a single season in NCAA history. After leaving Tech, Swoopes went on to have a storied WNBA career as well.

### SWOOPES' WNBA HIGHLIGHTS

- 4x WNBA Champion
- 3x WNBA MVP
- 6x WNBA All-Star
- 5x All-WNBA First Team
- 2x All-WNBA Second Team
- 3x WNBA Defensive Player of the Year
- 2x WNBA Scoring Champion
- 2006 WNBA Peak Performer
- WNBA's Top 15 Players of All Time (2011)

## AROUND THE BIG 12 (AS OF DEC. 12, 2024)

Team	Big 12 Record	Pct	Home	Away	Overall	Pct	Home	Away	Neutral
Kansas State	0-0	.000	0-0	0-0	10-1	.909	8-0	1-0	1-1
Kansas	0-0	.000	0-0	0-0	9-1	.900	6-0	0-0	3-1
Oklahoma State	0-0	.000	0-0	0-0	9-1	.900	8-0	0-0	1-1
TCU	0-0	.000	0-0	0-0	9-1	.900	7-0	0-0	2-1
West Virginia	0-0	.000	0-0	0-0	9-1	.900	7-0	0-0	2-1
Baylor	0-0	.000	0-0	0-0	9-2	.818	7-0	0-1	2-1
Colorado	0-0	.000	0-0	0-0	9-2	.818	6-1	2-1	1-0
<b>Texas Tech</b>	<b>0-0</b>	<b>.000</b>	<b>0-0</b>	<b>0-0</b>	<b>9-2</b>	<b>.818</b>	<b>7-0</b>	<b>0-1</b>	<b>2-1</b>
BYU	0-0	.000	0-0	0-0	8-2	.800	5-1	2-0	1-1
Utah	0-0	.000	0-0	0-0	8-2	.800	7-0	0-1	1-1
UCF	0-0	.000	0-0	0-0	7-2	.778	6-0	1-1	0-1
Cincinnati	0-0	.000	0-0	0-0	6-2	.750	4-1	1-0	1-1
Iowa State	0-0	.000	0-0	0-0	8-3	.727	7-0	0-2	1-1
Arizona	0-0	.000	0-0	0-0	8-4	.667	6-1	2-1	0-2
Arizona State	0-0	.000	0-0	0-0	5-4	.556	3-1	0-1	2-2
Houston	0-0	.000	0-0	0-0	3-7	.300	3-2	0-3	0-2

### BIG 12 PRESEASON AWARDS

#### PLAYER OF THE YEAR

Ayoka Lee, Kansas State

#### CO-NEWCOMERS OF THE YEAR

Aaronette Vonleh, Baylor

Hailey Van Lith, TCU

#### FRESHMAN OF THE YEAR

Tabitha Betson, Colorado

#### ALL-BIG 12 TEAM

Sarah Andrews, Baylor

Aaronette Vonleh, Baylor

Kaitlin Peterson, UCF

Audi Crooks, Iowa State\*

S'Mya Nichols, Kansas

Ayoka Lee, K-State\*

Serena Sundell, K-State

Hailey Van Lith, TCU

Gianna Kneepkens, Utah

JJ Quinerly, West Virginia\*

\*Denotes unanimous selection

### BIG 12 PRESEASON POLL

#### Team (1st place votes)

1. Kansas State (7)

2. Iowa State (6)

3. Baylor (2)

4. TCU

5. West Virginia (1)

6. Utah

7. Arizona

8. Kansas

9. Colorado

**10. Texas Tech**

11. Oklahoma State

12. BYU

13. Cincinnati

14. UCF

15. Arizona State

16. Houston

#### Points

211

209

194

185

184

149

136

128

113

**84**

80

59

56

54

51

27

### TTU BIG 12 WEEKLY AWARDS

#### PLAYERS OF THE WEEK

---

#### FRESHMAN OF THE WEEK

---





## 2024-25 STARTING LINEUPS

Opponent	1	2	3	4	5
Incarnate Word	Fritz	Maupin	Shavers	Wynn	Sanogo
Houston Christian	Fritz	Maupin	Shavers	Wynn	Sanogo
New Mexico	Fritz	Maupin	Shavers	Wynn	Sanogo
Washington State	Fritz	Maupin	Shavers	Wynn	Sanogo
Abilene Christian	Fritz	Maupin	Shavers	Merritt	Sanogo
New Orleans	Fritz	Maupin	Shavers	Merritt	Sanogo
vs. Florida State	Fritz	Maupin	Shavers	Merritt	Sanogo
vs. Gonzaga	Maupin	Johnson	Wynn	Merritt	Sanogo
vs. Missouri State	Maupin	Johnson	Wynn	Merritt	Sanogo
SFA	Maupin	Shavers	Wynn	Merritt	Sanogo
at SMU	Maupin	Shavers	Wynn	Merritt	Sanogo
at Arkansas					
Lamar					
Houston*					
at Arizona State*					
at Kansas State*					
West Virginia*					
TCU*					
at Iowa State*					
BYU*					
at Houston*					
Oklahoma State*					
at Kansas*					
at Colorado*					
Utah*					
at TCU*					
Baylor*					
Cincinnati*					
at UCF*					
at Arizona*					
Colorado					

## 2024-25 TEXAS TECH SPECIALTY STATS

Opponent	Off/TO	Paint	2nd	Brk	Bench
Incarnate Word	32	30	24	19	37
Houston Christian	22	32	11	12	16
New Mexico	22	32	20	13	25
Washington State	24	32	4	2	17
Abilene Christian	24	18	9	12	38
New Orleans	31	32	9	11	35
vs. Florida State	24	32	14	9	18
vs. Gonzaga	14	28	9	10	34
vs. Missouri State	24	46	8	19	47
SFA	28	28	16	11	30
at SMU	22	18	6	8	23
at Arkansas					
Lamar					
Houston*					
at Arizona State*					
at Kansas State*					
West Virginia*					
TCU*					
at Iowa State*					
BYU*					
at Houston*					
Oklahoma State*					
at Kansas*					
at Colorado*					
Utah*					
at TCU*					
Baylor*					
Cincinnati*					
at UCF*					
at Arizona*					
Colorado					
<b>Totals</b>	<b>267</b>	<b>328</b>	<b>130</b>	<b>126</b>	<b>320</b>
<b>Averages</b>	<b>24.3</b>	<b>29.8</b>	<b>11.8</b>	<b>11.5</b>	<b>29.1</b>

## TEXAS TECH RECORD BY LINEUP

Lineup (Alphabetical)	# of Starts	Record
Fritz, Maupin, Sanogo, Shavers, Wynn	4	4-0
Fritz, Maupin, Merritt, Sanogo, Shavers	3	2-1
Johnson, Maupin, Merritt, Sanogo, Wynn	2	2-0
Maupin, Merritt, Sanogo, Shavers, Wynn	2	1-1

## 2024-25 OPPONENT SPECIALTY STATS

Opponent	Off/TO	Paint	2nd	Brk	Bench
Incarnate Word	14	16	7	5	22
Houston Christian	14	18	7	0	21
New Mexico	12	30	11	3	18
Washington State	14	24	7	4	19
Abilene Christian	15	14	6	7	4
New Orleans	14	40	13	11	18
vs. Florida State	24	42	7	24	8
vs. Gonzaga	12	14	11	9	16
vs. Missouri State	12	30	13	16	16
SFA	26	22	8	14	16
at SMU	12	24	21	5	6
at Arkansas					
Lamar					
Houston*					
at Arizona State*					
at Kansas State*					
West Virginia*					
TCU*					
at Iowa State*					
BYU*					
at Houston*					
Oklahoma State*					
at Kansas*					
at Colorado*					
Utah*					
at TCU*					
Baylor*					
Cincinnati*					
at UCF*					
at Arizona*					
Colorado					
<b>Total</b>	<b>169</b>	<b>274</b>	<b>111</b>	<b>98</b>	<b>164</b>
<b>Averages</b>	<b>15.4</b>	<b>24.9</b>	<b>10.1</b>	<b>8.9</b>	<b>14.9</b>



## IN THE POLLS

### AP POLL // December 9

RK	TEAM	PTS
1	UCLA (24)	791
2	UConn (8)	769
3	South Carolina	742
4	LSU	652
5	USC	628
6	Texas	621
7	Maryland	608
8	Notre Dame	607
9	Duke	533
10	Oklahoma	517
11	Ohio State	459
12	TCU*	447
13	Kansas State*	427
14	North Carolina	419
15	West Virginia*	376
16	Kentucky	296
17	Michigan State	193
18	Iowa State*	190
19	Tennessee	179
20	Michigan	166
21	Iowa	125
T-22	Ole Miss	104
T-22	NC State	104
24	Nebraska	99
25	Georgia Tech	92

**Others receiving votes:** Alabama 73, Illinois 69, California 23, Stanford 18, Vanderbilt 15, \*Utah 14, Louisville 9, Richmond 8, South Dakota St. 8, Creighton 5, \*Oklahoma St. 4, Harvard 3, Florida St. 3, \*Texas Tech 3, \*Baylor 1.

\* - denotes Big 12 teams

### USA TODAY COACHES POLL // DECEMBER 10

RK	TEAM	PTS
1	UCLA (23)	767
2	UConn (8)	751
3	South Carolina	710
4	LSU	673
5	USC	620
6	Texas	595
7	Maryland	564
8	Ohio State	556
9	Notre Dame	546
10	Duke	483
11	Oklahoma	476
12	Kansas State*	415
13	West Virginia*	385
14	North Carolina	369
15	TCU*	365
16	Kentucky	246
17	Iowa State*	220
18	Tennessee	201
19	Michigan State	182
20	NC State	161
21	Baylor*	135
22	Alabama	115
23	Ole Miss	113
24	Iowa	93
25	Illinois	71

**Others receiving votes:** Georgia Tech 68; Michigan 57; Nebraska 42; Louisville 31; Mississippi State 13; \*Utah 12; Florida State 11; California 11; Vanderbilt 10; South Dakota State 7; Stanford 1

\* - denotes Big 12 teams

## GERLICH AGAINST THE NATION

Abilene Christian	1-1	Oklahoma State	0-11
Alabama State	1-0	Oral Roberts	3-0
Angelo State	1-0	Oregon	0-1
Appalachian State	12-0	Oregon State	0-1
Arkansas	0-3	Rice	0-1
Arkansas State	5-7	Rutgers	1-0
Ball State	1-0	Sam Houston	2-0
Baylor	0-9	San Diego State	1-0
BYU	0-1	San Francisco	2-0
Chicago State	1-0	Santa Clara	1-0
Cincinnati	0-2	Seton Hall	1-1
Coastal Carolina	5-3	SMU	4-1
Colorado	1-0	South Alabama	8-6
Eastern New Mexico	1-0	Southeastern LA	1-0
Fresno State	1-1	Southern	1-0
Georgia	0-1	Stephen F. Austin	3-1
Georgia Southern	9-1	Tarleton	1-0
Georgia State	9-3	TCU	5-3
Georgia Tech	0-1	Texas	3-5
Grambling State	2-0	Texas A&M-Commerce	1-0
Houston	4-1	Texas A&M-Corpus Christi	3-0
Houston Christian	5-1	Texas Southern	0-1
Incarnate Word	5-1	Texas State	9-8
Iowa State	1-6	Texas Tech	0-1
Jackson State	0-1	Troy	4-8
Jacksonville	1-0	Tulane	0-1
Kansas	3-4	Tulsa	0-1
Kansas State	5-9	UCF	0-1
Lamar	1-0	UC Irvine	1-0
Little Rock	2-10	UC Riverside	1-0
Louisiana	11-5	ULM	9-4
Louisville	0-1	UNLV	1-0
LSU	0-1	USC	0-1
Marist	0-1	Utah	0-1
McMurry	1-0	UTEP	1-0
McNeese State	1-1	UTRGV	2-1
Mercer	1-0	UTSA	5-2
Middle Tenn	1-0	VCU	0-1
Miss. Valley State	1-0	Washington State	1-0
Missouri State	1-0	Western Kentucky	1-3
New Mexico	2-0	West Virginia	1-6
New Orleans	1-0	Wichita State	1-1
Northern Arizona	1-1	Wright State	1-0
North Texas	3-1		
Northwestern	0-1		
Old Dominion	0-1		
Ole Miss	0-1		
Oklahoma	1-7		

\* includes games at Texas Tech and UT-Arlington only



## 2024-25 RESULTS AND LEADERS

### Game Records

Record	Overall	Home	Away	Neutral
ALL GAMES	9-2	7-0	0-1	2-1
CONFERENCE	0-0	0-0	0-0	0-0
NON-CONFERENCE	9-2	7-0	0-1	2-1

### Team Results

Date	Opponent		Score	Att.	High Points	High Rebounds
11/04/2024	UIW	W	78-48	3584	(14) BLACKLOCK, Adlee	(7) MERRITT, Jordyn
11/07/2024	Houston Christian	W	63-40	4609	(17) SHAVERS, Jasmine	(5) SANOGO, Sarengbe
11/12/2024	New Mexico	W	75-68	3690	(18) SHAVERS, Jasmine	(7) WYNN, Jada (7) SANOGO, Sarengbe
11/16/2024	Washington St.	W	56-52	4467	(13) SHAVERS, Jasmine	(5) SHAVERS, Jasmine (5) FREELON, Kilah
11/19/2024	Abilene Christian	W	66-40	3907	(23) BLACKLOCK, Adlee	(8) SHAVERS, Jasmine
11/23/2024	New Orleans	W	78-70	4130	(20) MAUPIN, Bailey	(8) BRISTOW, Jalynn
11/28/2024	vs Florida St.	L	62-70	1825	(18) SHAVERS, Jasmine	(7) FREELON, Kilah
11/29/2024	vs Gonzaga	W	67-49	1725	(14) MERRITT, Jordyn	(5) FREELON, Kilah (5) BLACKLOCK, Adlee (5) JOHNSON, Loghan
11/30/2024	vs Missouri St.	W	72-69	2525	(32) SHAVERS, Jasmine	(5) SHAVERS, Jasmine
12/03/2024	SFA	W	78-68	4231	(15) SHAVERS, Jasmine	(11) FREELON, Kilah
12/11/2024	at SMU	L	57-61	1834	(15) SHAVERS, Jasmine	(4) MERRITT, Jordyn (4) SHAVERS, Jasmine (4) BRISTOW, Jalynn

### Attendance Summary

	Games	Attend	Avg/Game
Home	7	28618	4088
Away	1	1834	1834
Neutral	3	6075	2025
<b>Total</b>	<b>11</b>	<b>36527</b>	<b>3321</b>



## 2024-25 SEASON STATS

### Game Records

Record	Overall	Home	Away	Neutral
ALL GAMES	9-2	7-0	0-1	2-1
CONFERENCE	0-0	0-0	0-0	0-0
NON-CONFERENCE	9-2	7-0	0-1	2-1

### Team Box Score

No.	Player	Total			3-Point			F-Throw		Rebounds				Other Stats								
		GP-GS	MIN	AVG	FG-FGA	FG%	3FG-3FGA	3FG%	FT-FTA	FT%	OFF	DEF	TOT	AVG	PF	DQ	A	TO	BLK	STL	PTS	AVG
3	SHAVERS, Jasmine	11-9	301:30	27.4	64-160	.400	20-66	.303	23-31	.742	8	36	44	4.0	13	0	17	26	2	20	171	15.5
20	MAUPIN, Bailey	11-11	296:43	27.0	42-100	.420	11-42	.262	26-35	.743	5	22	27	2.5	24	0	27	30	1	13	121	11.0
8	BLACKLOCK, Adlee	11-0	155:17	14.1	24-62	.387	20-52	.385	11-14	.786	6	21	27	2.5	15	0	7	10	0	6	79	7.2
12	MERRITT, Jordyn	11-7	199:10	18.1	26-48	.542	4-12	.333	11-13	.846	13	32	45	4.1	23	1	21	22	12	17	67	6.1
11	SANOGO, Sarengbe	11-11	235:27	21.4	25-48	.521	0-1	.000	11-16	.688	23	20	43	3.9	26	0	6	18	20	9	61	5.5
1	BRISTOW, Jalynn	11-0	149:14	13.6	22-50	.440	4-16	.250	12-17	.706	15	18	33	3.0	19	1	8	11	5	11	60	5.5
24	WYNN, Jada	10-8	210:45	21.1	16-43	.372	8-29	.276	5-8	.625	7	18	25	2.5	21	0	13	8	5	11	45	4.5
2	FRELON, Kilah	10-0	157:48	15.8	17-33	.515	0-0	.000	10-15	.667	25	20	45	4.5	12	0	11	7	9	13	44	4.4
23	JOHNSON, Logan	11-2	146:37	13.3	17-37	.459	1-5	.200	8-20	.400	17	9	26	2.4	21	0	13	16	0	10	43	3.9
5	FRITZ, Denae	11-7	225:36	20.5	9-26	.346	4-14	.286	9-10	.900	3	13	16	1.5	23	0	21	23	7	6	31	2.8
54	PEAT, Maya	8-0	59:56	7.5	4-18	.222	0-0	.000	6-11	.545	2	8	10	1.3	10	0	0	6	3	4	14	1.8
7	MARTIN, Bird	6-0	25:23	4.2	3-7	.429	3-6	.500	0-0	.000	0	0	0	0.0	5	0	0	2	1	1	9	1.5
10	MAGOT, Achol	4-0	11:24	2.9	2-2	1.000	0-0	.000	0-2	.000	2	2	4	1.0	6	0	0	4	0	1	4	1.0
30	MORA, Kelly	4-0	14:18	3.6	1-4	.250	0-1	.000	1-2	.500	1	3	4	1.0	5	0	0	0	0	0	3	0.8
13	KRAJINA, Ivana	4-0	10:53	2.7	0-1	.000	0-0	.000	0-0	.000	0	1	1	0.3	1	0	0	3	0	0	0	0.0
Team											16	15	31				8					
<b>Total</b>		<b>11</b>	<b>2200</b>		<b>272-639</b>	<b>.426</b>	<b>75-244</b>	<b>.307</b>	<b>133-194</b>	<b>.686</b>	<b>143</b>	<b>238</b>	<b>381</b>	<b>34.6</b>	<b>224</b>	<b>2</b>	<b>144</b>	<b>194</b>	<b>65</b>	<b>122</b>	<b>752</b>	<b>68.4</b>
<b>Opponents</b>		<b>11</b>	<b>2200</b>		<b>216-582</b>	<b>.371</b>	<b>49-171</b>	<b>.287</b>	<b>154-210</b>	<b>.733</b>	<b>145</b>	<b>241</b>	<b>386</b>	<b>35.1</b>	<b>215</b>	<b>8</b>	<b>89</b>	<b>247</b>	<b>31</b>	<b>96</b>	<b>635</b>	<b>57.7</b>

### Score by Periods

Team	1st	2nd	3rd	4th	OT	TOT
Texas Tech	172	188	194	198	0	752
Opponents	156	128	157	194	0	635



## 2024-25 TEXAS TECH GAME-BY-GAME STATS

Opponent	Date	Score	W	Total		3-Pointers		Free throws		Rebounds										
				FG-FGA	PCT	3FG-3FGA	PCT	FT-FTA	PCT	OFF	DEF	TOT	AVG	PF	A	TO	BLK	STL	PTS	AVG
UIW	11/04/2024	78-48	W	25-57	.439	8-29	.276	20-28	.714	17	22	39	39.0	31	13	20	5	14	78	78.0
Houston Christian	11/07/2024	63-40	W	24-61	.393	5-22	.227	10-13	.769	13	20	33	36.0	13	10	14	7	10	63	70.5
New Mexico	11/12/2024	75-68	W	26-66	.394	7-25	.280	16-20	.800	16	25	41	37.7	23	15	13	6	8	75	72.0
Washington St.	11/16/2024	56-52	W	21-49	.429	2-8	.250	12-24	.500	10	20	30	35.8	21	9	14	6	6	56	68.0
Abilene Christian	11/19/2024	66-40	W	20-46	.435	11-23	.478	15-21	.714	14	22	36	35.8	20	17	27	10	11	66	67.6
New Orleans	11/23/2024	78-70	W	28-69	.406	7-31	.226	15-23	.652	12	25	37	36.0	19	15	14	7	15	78	69.3
vs Florida St.	11/28/2024	62-70	L	26-64	.406	7-23	.304	3-5	.600	10	26	36	36.0	16	11	25	4	8	62	68.3
vs Gonzaga	11/29/2024	67-49	W	26-56	.464	8-21	.381	7-10	.700	13	22	35	35.9	19	10	17	3	15	67	68.1
vs Missouri St.	11/30/2024	72-69	W	28-48	.583	2-11	.182	14-23	.609	6	18	24	34.6	23	12	17	6	13	72	68.6
SFA	12/03/2024	78-68	W	28-60	.467	10-26	.385	12-17	.706	19	23	42	35.3	21	18	23	5	13	78	69.5
at SMU	12/11/2024	57-61	L	20-63	.317	8-25	.320	9-10	.900	13	15	28	34.6	18	14	10	6	9	57	68.4
<b>Total</b>		<b>752</b>		<b>272-639</b>	<b>.426</b>	<b>75-244</b>	<b>.307</b>	<b>133-194</b>	<b>.686</b>	<b>143</b>	<b>238</b>	<b>381</b>	<b>34.6</b>	<b>224</b>	<b>144</b>	<b>194</b>	<b>65</b>	<b>122</b>	<b>752</b>	<b>68.4</b>
Opponents		635		216-582	.371	49-171	.287	154-210	.733	145	241	386	35.1	215	89	247	31	96	635	57.7

## 2024-25 OPPONENT GAME-BY-GAME STATS

Opponent	Date	Score	W	Total		3-Pointers		Free throws		Rebounds										
				FG-FGA	PCT	3FG-3FGA	PCT	FT-FTA	PCT	OFF	DEF	TOT	AVG	PF	A	TO	BLK	STL	PTS	AVG
UIW	11/04/2024	78-48	W	10-38	.263	1-3	.333	27-36	.750	10	18	28	28.0	24	3	26	1	10	48	48.0
Houston Christian	11/07/2024	63-40	W	16-48	.333	3-14	.214	5-7	.714	12	23	35	31.5	18	3	28	4	7	40	44.0
New Mexico	11/12/2024	75-68	W	24-51	.471	5-15	.333	15-24	.625	7	25	32	31.7	21	6	17	3	6	68	52.0
Washington St.	11/16/2024	56-52	W	19-49	.388	5-16	.313	9-16	.563	10	23	33	32.0	27	7	19	5	2	52	52.0
Abilene Christian	11/19/2024	66-40	W	12-52	.231	3-23	.130	13-15	.867	16	14	30	31.6	20	6	26	0	13	40	49.6
New Orleans	11/23/2024	78-70	W	27-68	.397	1-14	.071	15-16	.938	16	33	49	34.5	23	11	26	1	6	70	53.0
vs Florida St.	11/28/2024	62-70	L	27-63	.429	4-18	.222	12-14	.857	10	26	36	34.7	13	4	19	5	15	70	55.4
vs Gonzaga	11/29/2024	67-49	W	16-49	.327	7-22	.318	10-20	.500	16	18	34	34.6	13	9	24	3	9	49	54.6
vs Missouri St.	11/30/2024	72-69	W	23-55	.418	8-19	.421	15-19	.789	14	16	30	34.1	18	12	20	1	10	69	56.2
SFA	12/03/2024	78-68	W	21-52	.404	8-19	.421	18-24	.750	12	15	27	33.4	23	14	22	2	14	68	57.4
at SMU	12/11/2024	57-61	L	21-57	.368	4-8	.500	15-19	.789	22	30	52	35.1	15	14	20	6	4	61	57.7
<b>Total</b>		<b>635</b>		<b>216-582</b>	<b>.371</b>	<b>49-171</b>	<b>.287</b>	<b>154-210</b>	<b>.733</b>	<b>145</b>	<b>241</b>	<b>386</b>	<b>35.1</b>	<b>215</b>	<b>89</b>	<b>247</b>	<b>31</b>	<b>96</b>	<b>635</b>	<b>57.7</b>
Texas Tech		752		272-639	.426	75-244	.307	133-194	.686	143	238	381	34.6	224	144	194	65	122	752	68.4

## 2024-25 TEXAS TECH TEAM GAME HIGHS

### Texas Tech - Game Highs

<b>POINTS</b>	78	SFA (12/03/2024)
	78	New Orleans (11/23/2024)
	78	UIW (11/04/2024)
	75	New Mexico (11/12/2024)
	72	vs Missouri St. (N) (11/30/2024)
<b>FIELD GOALS MADE</b>	28	SFA (12/03/2024)
	28	vs Missouri St. (N) (11/30/2024)
	28	New Orleans (11/23/2024)
<b>FIELD GOAL ATTEMPTS</b>	69	New Orleans (11/23/2024)
	66	New Mexico (11/12/2024)
<b>FIELD GOAL PERCENTAGE</b>	.583 (28-48)	vs Missouri St. (N) (11/30/2024)
	.467 (28-60)	SFA (12/03/2024)
<b>3 PT FG MADE</b>	11	Abilene Christian (11/19/2024)
	10	SFA (12/03/2024)
<b>3 PT FG ATTEMPTS</b>	31	New Orleans (11/23/2024)
	29	UIW (11/04/2024)
<b>3 PT FG PERCENTAGE</b>	.478 (11-23)	Abilene Christian (11/19/2024)
	.385 (10-26)	SFA (12/03/2024)
<b>FREE THROWS MADE</b>	20	UIW (11/04/2024)
	16	New Mexico (11/12/2024)
<b>FREE THROW ATTEMPTS</b>	28	UIW (11/04/2024)
	24	Washington St. (11/16/2024)
<b>FREE THROW PERCENTAGE</b>	.900 (9-10)	at SMU (12/11/2024)
	.800 (16-20)	New Mexico (11/12/2024)
<b>REBOUNDS</b>	42	SFA (12/03/2024)
	41	New Mexico (11/12/2024)
<b>ASSISTS</b>	18	SFA (12/03/2024)
	17	Abilene Christian (11/19/2024)
<b>STEALS</b>	15	vs Gonzaga (N) (11/29/2024)
	15	New Orleans (11/23/2024)
<b>BLOCKED SHOTS</b>	10	Abilene Christian (11/19/2024)
	7	New Orleans (11/23/2024)
	7	Houston Christian (11/07/2024)
<b>TURNOVERS</b>	27	Abilene Christian (11/19/2024)
	25	vs Florida St. (N) (11/28/2024)
<b>FOULS</b>	31	UIW (11/04/2024)
	23	vs Missouri St. (N) (11/30/2024)
	23	New Mexico (11/12/2024)



## 2024-25 TEXAS TECH PLAYER GAME HIGHS

### Texas Tech - Individual Game Highs

<b>POINTS</b>	32		Jasmine Shavers vs Missouri St. (N) (11/30/2024)
	23		Adlee Blacklock vs Abilene Christian (11/19/2024)
	20		Bailey Maupin vs New Orleans (11/23/2024)
	18		Jasmine Shavers vs Florida St. (N) (11/28/2024)
	18		Jasmine Shavers vs New Mexico (11/12/2024)
<b>FIELD GOALS MADE</b>	10		Jasmine Shavers vs Missouri St. (N) (11/30/2024)
	7		Bailey Maupin vs Missouri St. (N) (11/30/2024)
	7		Jasmine Shavers vs Florida St. (N) (11/28/2024)
	7		Jalynn Bristow vs New Orleans (11/23/2024)
	7		Jasmine Shavers vs New Mexico (11/12/2024)
	7		Jasmine Shavers vs Houston Christian (11/07/2024)
<b>FIELD GOAL ATTEMPTS</b>	22		Jasmine Shavers vs Florida St. (N) (11/28/2024)
	20		Jasmine Shavers at SMU (12/11/2024)
<b>FIELD GOAL PERCENTAGE (min 5 made)</b>	.714	(5-7)	Jordyn Merritt vs Gonzaga (N) (11/29/2024)
	.667	(6-9)	Jordyn Merritt vs SFA (12/03/2024)
<b>3 PT FG MADE</b>	6		Adlee Blacklock vs Abilene Christian (11/19/2024)
	4		Jasmine Shavers vs Florida St. (N) (11/28/2024)
	4		Adlee Blacklock vs UIW (11/04/2024)
<b>3 PT FG ATTEMPTS</b>	11		Jasmine Shavers vs Florida St. (N) (11/28/2024)
	10		Adlee Blacklock vs Abilene Christian (11/19/2024)
	10		Adlee Blacklock vs UIW (11/04/2024)
<b>3 PT FG PERCENTAGE (min 2 made)</b>	1.000	(2-2)	Jalynn Bristow at SMU (12/11/2024)
	1.000	(2-2)	Jordyn Merritt vs Gonzaga (N) (11/29/2024)
	1.000	(2-2)	Jalynn Bristow vs Abilene Christian (11/19/2024)
<b>FREE THROWS MADE</b>	10		Jasmine Shavers vs Missouri St. (N) (11/30/2024)
	5		Bailey Maupin vs New Orleans (11/23/2024)
	5		Adlee Blacklock vs Abilene Christian (11/19/2024)
	5		Bailey Maupin vs New Mexico (11/12/2024)
<b>FREE THROW ATTEMPTS</b>	14		Jasmine Shavers vs Missouri St. (N) (11/30/2024)
	7		Bailey Maupin vs New Orleans (11/23/2024)
	7		Laghan Johnson vs Washington St. (11/16/2024)
<b>FREE THROW PERCENTAGE (min 3 made)</b>	1.000	(5-5)	Adlee Blacklock vs Abilene Christian (11/19/2024)
	1.000	(5-5)	Bailey Maupin vs New Mexico (11/12/2024)
	1.000	(4-4)	Sarengbe Sanogo vs Houston Christian (11/07/2024)
	1.000	(4-4)	Bailey Maupin vs UIW (11/04/2024)
<b>REBOUNDS</b>	11		Kilah Freelon vs SFA (12/03/2024)
	9		Jordyn Merritt vs SFA (12/03/2024)
<b>ASSISTS</b>	7		Jordyn Merritt vs New Mexico (11/12/2024)
	5		Bailey Maupin vs SFA (12/03/2024)
	5		Jasmine Shavers vs Abilene Christian (11/19/2024)
<b>STEALS</b>	5		Jordyn Merritt vs SFA (12/03/2024)
	5		Jasmine Shavers vs Gonzaga (N) (11/29/2024)
	5		Jasmine Shavers vs Abilene Christian (11/19/2024)
<b>BLOCKED SHOTS</b>	6		Sarengbe Sanogo vs Abilene Christian (11/19/2024)
	4		Sarengbe Sanogo vs Washington St. (11/16/2024)
	4		Sarengbe Sanogo vs New Mexico (11/12/2024)
<b>TURNOVERS</b>	7		Bailey Maupin vs SFA (12/03/2024)
	7		Jasmine Shavers vs UIW (11/04/2024)
<b>FOULS</b>	5		Jordyn Merritt vs Missouri St. (N) (11/30/2024)
	5		Jalynn Bristow vs Abilene Christian (11/19/2024)

## 2024-25 TEXAS TECH TEAM GAME LOWS

### Texas Tech - Game Lows

<b>POINTS</b>	56		Washington St. (11/16/2024)
	57		at SMU (12/11/2024)
	62		vs Florida St. (N) (11/28/2024)
	63		Houston Christian (11/07/2024)
	66		Abilene Christian (11/19/2024)
<b>FIELD GOALS MADE</b>	20		at SMU (12/11/2024)
	20		Abilene Christian (11/19/2024)
<b>FIELD GOAL ATTEMPTS</b>	46		Abilene Christian (11/19/2024)
	48		vs Missouri St. (N) (11/30/2024)
<b>FIELD GOAL PERCENTAGE</b>	.317	(20-63)	at SMU (12/11/2024)
	.393	(24-61)	Houston Christian (11/07/2024)
<b>3 PT FG MADE</b>	2		vs Missouri St. (N) (11/30/2024)
	2		Washington St. (11/16/2024)
<b>3 PT FG ATTEMPTS</b>	8		Washington St. (11/16/2024)
	11		vs Missouri St. (N) (11/30/2024)
<b>3 PT FG PERCENTAGE</b>	.182	(2-11)	vs Missouri St. (N) (11/30/2024)
	.226	(7-31)	New Orleans (11/23/2024)
<b>FREE THROWS MADE</b>	3		vs Florida St. (N) (11/28/2024)
	7		vs Gonzaga (N) (11/29/2024)
<b>FREE THROW ATTEMPTS</b>	5		vs Florida St. (N) (11/28/2024)
	10		at SMU (12/11/2024)
	10		vs Gonzaga (N) (11/29/2024)
<b>FREE THROW PERCENTAGE</b>	.500	(12-24)	Washington St. (11/16/2024)
	.600	(3-5)	vs Florida St. (N) (11/28/2024)
<b>REBOUNDS</b>	24		vs Missouri St. (N) (11/30/2024)
	28		at SMU (12/11/2024)
<b>ASSISTS</b>	9		Washington St. (11/16/2024)
	10		vs Gonzaga (N) (11/29/2024)
	10		Houston Christian (11/07/2024)
<b>STEALS</b>	6		Washington St. (11/16/2024)
	8		vs Florida St. (N) (11/28/2024)
	8		New Mexico (11/12/2024)
<b>BLOCKED SHOTS</b>	3		vs Gonzaga (N) (11/29/2024)
	4		vs Florida St. (N) (11/28/2024)
<b>TURNOVERS</b>	10		at SMU (12/11/2024)
	13		New Mexico (11/12/2024)
<b>FOULS</b>	13		Houston Christian (11/07/2024)
	16		vs Florida St. (N) (11/28/2024)

## 2024-25 OPPONENT TEAM GAME HIGHS

### Opponent - Game Highs

<b>POINTS</b>	70	vs Florida St. (N) (11/28/2024)
	70	New Orleans (11/23/2024)
	69	vs Missouri St. (N) (11/30/2024)
	68	SFA (12/03/2024)
	68	New Mexico (11/12/2024)
<b>FIELD GOALS MADE</b>	27	vs Florida St. (N) (11/28/2024)
	27	New Orleans (11/23/2024)
<b>FIELD GOAL ATTEMPTS</b>	68	New Orleans (11/23/2024)
	63	vs Florida St. (N) (11/28/2024)
<b>FIELD GOAL PERCENTAGE</b>	.471 (24-51)	New Mexico (11/12/2024)
	.429 (27-63)	vs Florida St. (N) (11/28/2024)
<b>3 PT FG MADE</b>	8	SFA (12/03/2024)
	8	vs Missouri St. (N) (11/30/2024)
<b>3 PT FG ATTEMPTS</b>	23	Abilene Christian (11/19/2024)
	22	vs Gonzaga (N) (11/29/2024)
<b>3 PT FG PERCENTAGE</b>	.500 (4-8)	at SMU (12/11/2024)
	.421 (8-19)	SFA (12/03/2024)
	.421 (8-19)	vs Missouri St. (N) (11/30/2024)
<b>FREE THROWS MADE</b>	27	UIW (11/04/2024)
	18	SFA (12/03/2024)
<b>FREE THROW ATTEMPTS</b>	36	UIW (11/04/2024)
	24	SFA (12/03/2024)
	24	New Mexico (11/12/2024)
<b>FREE THROW PERCENTAGE</b>	.938 (15-16)	New Orleans (11/23/2024)
	.867 (13-15)	Abilene Christian (11/19/2024)
<b>REBOUNDS</b>	52	at SMU (12/11/2024)
	49	New Orleans (11/23/2024)
<b>ASSISTS</b>	14	at SMU (12/11/2024)
	14	SFA (12/03/2024)
<b>STEALS</b>	15	vs Florida St. (N) (11/28/2024)
	14	SFA (12/03/2024)
<b>BLOCKED SHOTS</b>	6	at SMU (12/11/2024)
	5	vs Florida St. (N) (11/28/2024)
	5	Washington St. (11/16/2024)
<b>TURNOVERS</b>	28	Houston Christian (11/07/2024)
	26	New Orleans (11/23/2024)
	26	Abilene Christian (11/19/2024)
	26	UIW (11/04/2024)
<b>FOULS</b>	27	Washington St. (11/16/2024)
	24	UIW (11/04/2024)



## 2024-25 OPPONENT TEAM GAME LOWS

### Opponent - Game Lows

<b>POINTS</b>	40	Abilene Christian (11/19/2024)
	40	Houston Christian (11/07/2024)
	48	UIW (11/04/2024)
	49	vs Gonzaga (N) (11/29/2024)
	52	Washington St. (11/16/2024)
<b>FIELD GOALS MADE</b>	10	UIW (11/04/2024)
	12	Abilene Christian (11/19/2024)
<b>FIELD GOAL ATTEMPTS</b>	38	UIW (11/04/2024)
	48	Houston Christian (11/07/2024)
<b>FIELD GOAL PERCENTAGE</b>	.231 (12-52)	Abilene Christian (11/19/2024)
	.263 (10-38)	UIW (11/04/2024)
<b>3 PT FG MADE</b>	1	New Orleans (11/23/2024)
	1	UIW (11/04/2024)
<b>3 PT FG ATTEMPTS</b>	3	UIW (11/04/2024)
	8	at SMU (12/11/2024)
<b>3 PT FG PERCENTAGE</b>	.071 (1-14)	New Orleans (11/23/2024)
	.130 (3-23)	Abilene Christian (11/19/2024)
<b>FREE THROWS MADE</b>	5	Houston Christian (11/07/2024)
	9	Washington St. (11/16/2024)
<b>FREE THROW ATTEMPTS</b>	7	Houston Christian (11/07/2024)
	14	vs Florida St. (N) (11/28/2024)
<b>FREE THROW PERCENTAGE</b>	.500 (10-20)	vs Gonzaga (N) (11/29/2024)
	.563 (9-16)	Washington St. (11/16/2024)
<b>REBOUNDS</b>	27	SFA (12/03/2024)
	28	UIW (11/04/2024)
<b>ASSISTS</b>	3	Houston Christian (11/07/2024)
	3	UIW (11/04/2024)
<b>STEALS</b>	2	Washington St. (11/16/2024)
	4	at SMU (12/11/2024)
<b>BLOCKED SHOTS</b>	0	Abilene Christian (11/19/2024)
	1	vs Missouri St. (N) (11/30/2024)
	1	New Orleans (11/23/2024)
	1	UIW (11/04/2024)
<b>TURNOVERS</b>	17	New Mexico (11/12/2024)
	19	vs Florida St. (N) (11/28/2024)
	19	Washington St. (11/16/2024)
<b>FOULS</b>	13	vs Gonzaga (N) (11/29/2024)
	13	vs Florida St. (N) (11/28/2024)



# JALYNN BRISTOW //

SOPHOMORE | 6-2 | GUARD/FORWARD | HOLLIDAY, TEXAS | IOWA STATE

## BRISTOW GAME-BY-GAME STATS

PPG	RPG	FG%	MIN/G
5.5	3.0	.440	13.6

### #1 BRISTOW, Jalynn

Opponent	Date	GS	MIN	Total		3-Pointers		Free throws		Rebounds				PF	A	TO	BLK	STL	PTS	AVG
				FG-FGA	PCT	3FG-3FGA	PCT	FT-FTA	PCT	OFF	DEF	TOT	AVG							
UIW	11/04/2024		14:36	2-5	.400	0-2	.000	3-4	.750	2	3	5	5.0	2	1	2	0	3	7	7.0
Houston Christian	11/07/2024		12:38	2-5	.400	0-2	.000	1-2	.500	0	0	0	2.5	3	1	0	0	3	5	6.0
New Mexico	11/12/2024		13:19	3-6	.500	0-3	.000	2-4	.500	3	2	5	3.3	0	0	1	0	2	8	6.7
Washington St.	11/16/2024		15:46	0-1	.000	0-0	.000	0-0	.000	0	0	0	2.5	0	0	2	0	0	5.0	
Abilene Christian	11/19/2024		15:51	3-4	.750	2-2	1.000	1-1	1.000	2	1	3	2.6	5	2	0	1	0	9	5.8
New Orleans	11/23/2024		24:41	7-13	.538	0-2	.000	3-4	.750	4	4	8	3.5	3	1	2	2	2	17	7.7
vs Florida St.	11/28/2024		05:12	0-2	.000	0-0	.000	0-0	.000	0	1	1	3.1	0	0	1	0	0	6.6	
vs Gonzaga	11/29/2024		11:22	0-3	.000	0-2	.000	0-0	.000	1	0	1	2.9	0	0	1	0	0	5.8	
vs Missouri St.	11/30/2024		11:13	1-1	1.000	0-0	.000	0-0	.000	0	1	1	2.7	3	0	0	0	1	2	5.3
SFA	12/03/2024		08:16	0-4	.000	0-1	.000	0-0	.000	1	4	5	2.9	2	0	0	1	0	4.8	
at SMU	12/11/2024		16:20	4-6	.667	2-2	1.000	2-2	1.000	2	2	4	3.0	1	3	2	1	0	12	5.5
<b>Totals</b>		<b>0</b>	<b>149:14</b>	<b>22-50</b>	<b>.440</b>	<b>4-16</b>	<b>.250</b>	<b>12-17</b>	<b>.706</b>	<b>15</b>	<b>18</b>	<b>33</b>	<b>3.0</b>	<b>19</b>	<b>8</b>	<b>11</b>	<b>5</b>	<b>11</b>	<b>60</b>	<b>5.5</b>

### Player Averages

Games Played	Minutes/game	Points/game	FG Pct	3FG Pct	FT Pct	Rebounds/game	Assists/game	Turnovers/game	Assist/Turnover ratio	Steals/game	Blocks/game
11	13.6	5.5	44.0	25.0	70.6	3.0	0.7	1.0	0.7	1.0	0.5

### BRISTOW SEASON HIGHS

Points	17
Field Goals	7
Field Goal Attempts	13
3-Point Field Goals	2
3-Point Field Goal Attempts	3
Free Throws Made	3
Free Throw Attempts	4
Rebounds	8
Assists	3
Blocked Shots	2
Steals	3
Minutes	25

### BRISTOW CAREER HIGHS

Points	17, 2x last vs. New Orleans, 11/23/24
Field Goals	7, vs. New Orleans, 11/23/24
Field Goal Attempts	13, vs. New Orleans, 11/23/24
3-Point Field Goals	4, vs. Troy, 12/17/23
3-Point Field Goal Attempts	7, at WVU, 1/27/24
Free Throws Made	6, vs. North Dakota St, 12/10/23
Free Throw Attempts	6, 2x last vs. North Dakota St, 12/10/23
Rebounds	8, 3x last vs. New Orleans, 11/23/24
Assists	3, 3x last at SMU, 12/11/24
Blocked Shots	2, 3x last vs. New Orleans, 11/23/24
Steals	3, 2x last vs. Houston Christian, 11/7/24
Minutes	27, at Stanford, 3/24/24

### BRISTOW STREAKS (IN 2024-25)

Consecutive Games with a Three-Pointer	1
Consecutive Games with Double-Digit Scoring	1

## BRISTOW CAREER STATS

### BRISTOW, Jalynn

SEASON	TEAM	GP-GS	MIN/AVG	Field Goals		3-Point		F-Throws		Rebounds				Scoring						
				FG-FGA	FG%	3FG-3FGA	3FG%	FT-FTA	FT%	OFF	DEF	TOT	AVG	PF-FO	A	TO	BLK	STL	PTS	AVG
2023-24	IowaSt	33-2	502/15.2	61-128	.477	22-58	.379	24-33	.727	34	88	122	3.7	43-0	23	41	10	11	168	5.1
2024-25	TTU	11-0	149/13.6	22-50	.440	4-16	.250	12-17	.706	15	18	33	3.0	19-1	8	11	5	11	60	5.5
<b>TOTAL FOR TTU</b>		<b>11-0</b>	<b>149/13.6</b>	<b>22-50</b>	<b>.440</b>	<b>4-16</b>	<b>.250</b>	<b>12-17</b>	<b>.706</b>	<b>15</b>	<b>18</b>	<b>33</b>	<b>3.0</b>	<b>19-1</b>	<b>8</b>	<b>11</b>	<b>5</b>	<b>11</b>	<b>60</b>	<b>5.5</b>
<b>TOTAL</b>		<b>44-2</b>	<b>651/14.8</b>	<b>83-178</b>	<b>.466</b>	<b>26-74</b>	<b>.351</b>	<b>36-50</b>	<b>.720</b>	<b>49</b>	<b>106</b>	<b>155</b>	<b>3.5</b>	<b>62-1</b>	<b>31</b>	<b>52</b>	<b>15</b>	<b>22</b>	<b>228</b>	<b>5.2</b>

### BRISTOW SUPERLATIVES

	Season	Career
Games with 10+ Points	2	8
Games with 20+ Points	0	0
Games with 30+ Points	0	0
Games with 40+ Points	0	0
Games with 5+ Rebounds	4	18
Games with 10+ Rebounds	0	0
Games with 5+ Assists	0	0
Games with 10+ Assists	0	0
Games with 2+ Steals	4	6
Games with 5+ Steals	0	0
Games with 2+ Blocks	1	3
Games with 5+ Blocks	0	0
Double-Doubles	0	0
Games Led Team in Points	0	0
Games Led Team in Rebounds	2	3
Games Led Team in Assists	1	1
Games Led Team in Steals	2	2
Games Led Team in Blocks	2	6
Games Fouled Out	1	1



# KILAH FREELON //

JUNIOR | 6-1 | GUARD/FORWARD | DENVER, COLO. | MULLEN HS

2

## FREELON GAME-BY-GAME STATS

PPG	RPG	FG%	MIN/G
4.4	4.5	.515	15.8

### #2 FREELON, Kilah

Opponent	Date	GS	MIN	Total		3-Pointers		Free throws		Rebounds				PF	A	TO	BLK	STL	PTS	AVG
				FG-FGA	PCT	3FG-3FGA	PCT	FT-FTA	PCT	OFF	DEF	TOT	AVG							
UIW	11/04/2024		17:35	2-2	1.000	0-0	.000	0-0	.000	3	3	6	6.0	0	1	0	1	4	4	4.0
Houston Christian	11/07/2024		15:54	2-4	.500	0-0	.000	0-0	.000	0	2	2	4.0	1	0	0	0	1	4	4.0
New Mexico	11/12/2024		06:44	0-0	.000	0-0	.000	0-0	.000	1	2	3	3.7	2	1	1	0	1	0	2.7
Washington St.	11/16/2024		12:19	1-4	.250	0-0	.000	4-6	.667	2	3	5	4.0	1	1	0	1	1	6	3.5
Abilene Christian	11/19/2024		05:29	0-1	.000	0-0	.000	0-0	.000	0	1	1	3.4	0	0	0	0	0	0	2.8
vs Florida St.	11/28/2024		24:07	3-7	.429	0-0	.000	0-0	.000	3	4	7	4.0	2	1	5	2	2	6	3.3
vs Gonzaga	11/29/2024		16:45	2-3	.667	0-0	.000	0-0	.000	4	1	5	4.1	2	2	0	1	1	4	3.4
vs Missouri St.	11/30/2024		23:15	4-4	1.000	0-0	.000	1-3	.333	2	2	4	4.1	0	2	1	2	1	9	4.1
SFA	12/03/2024		23:02	2-5	.400	0-0	.000	3-4	.750	9	2	11	4.9	2	3	0	1	1	7	4.4
at SMU	12/11/2024		12:38	1-3	.333	0-0	.000	2-2	1.000	1	0	1	4.5	2	0	0	1	1	4	4.4
<b>Totals</b>		<b>0</b>	<b>157:48</b>	<b>17-33</b>	<b>.515</b>	<b>0-0</b>	<b>.000</b>	<b>10-15</b>	<b>.667</b>	<b>25</b>	<b>20</b>	<b>45</b>	<b>4.5</b>	<b>12</b>	<b>11</b>	<b>7</b>	<b>9</b>	<b>13</b>	<b>44</b>	<b>4.4</b>

### Player Averages

Games Played	Minutes/game	Points/game	FG Pct	3FG Pct	FT Pct	Rebounds/game	Assists/game	Turnovers/game	Assist/Turnover ratio	Steals/game	Blocks/game
10	15.8	4.4	51.5	0.0	66.7	4.5	1.1	0.7	1.6	1.3	0.9

### FREELON SEASON HIGHS

Points	9
Field Goals	4
Field Goal Attempts	7
3-Point Field Goals	N/A
3-Point Field Goal Attempts	N/A
Free Throws Made	4
Free Throw Attempts	6
Rebounds	11
Assists	3
Blocked Shots	2
Steals	4
Minutes	24

### FREELON CAREER HIGHS

Points	16, vs. Sam Houston, 12/5/23
Field Goals	8, vs. Sam Houston, 12/5/23
Field Goal Attempts	10, vs. UC Irvine, 11/29/23
3-Point Field Goals	1, at Oklahoma, 1/13/24
3-Point Field Goal Attempts	2, vs. Iowa State, 1/17/24
Free Throws Made	7, vs. Tulsa, 12/19/23
Free Throw Attempts	9, vs. Tulsa, 12/19/23
Rebounds	13, 2x last vs. Oklahoma State, 2/14/24
Assists	5, vs. TCU, 1/27/24
Blocked Shots	3, 2x last at Cincinnati, 2/3/24
Steals	4, 2x last vs. Incarnate Word, 11/4/24
Minutes	37, 3x last vs. Oklahoma State, 2/14/24

### FREELON STREAKS (IN 2024-25)

Consecutive Games with a Three-Pointer	0
Consecutive Games with Double-Digit Scoring	0

## FREELON CAREER STATS

### FREELON, Kilah

SEASON TEAM	GP-GS	MIN/AVG	Field Goals		3-Point		F-Throws		Rebounds				Scoring						
			FG-FGA	FG%	3FG-3FGA	3FG%	FT-FTA	FT%	OFF	DEF	TOT	AVG	PF-FO	A	TO	BLK	STL	PTS	AVG
2022-23 TTU	32-1	393/12.3	36-77	.468	0-1	.000	28-42	.667	40	50	90	2.8	56-3	12	31	13	15	100	3.1
2023-24 TTU	27-25	633/23.5	74-151	.490	1-11	.091	63-79	.797	72	81	153	5.7	68-2	31	47	18	29	212	7.9
2024-25 TTU	10-0	158/15.8	17-33	.515	0-0	.000	10-15	.667	25	20	45	4.5	12-0	11	7	9	13	44	4.4
<b>TOTAL</b>	<b>69-26</b>	<b>1184/17.2</b>	<b>127-261</b>	<b>.487</b>	<b>1-12</b>	<b>.083</b>	<b>101-136</b>	<b>.743</b>	<b>137</b>	<b>151</b>	<b>288</b>	<b>4.2</b>	<b>136-5</b>	<b>54</b>	<b>85</b>	<b>40</b>	<b>57</b>	<b>356</b>	<b>5.2</b>

### FREELON SUPERLATIVES

	Season	Career
Games with 10+ Points	0	11
Games with 20+ Points	0	0
Games with 30+ Points	0	0
Games with 40+ Points	0	0
Games with 5+ Rebounds	4	24
Games with 10+ Rebounds	1	6
Games with 5+ Assists	1	2
Games with 10+ Assists	0	0
Games with 2+ Steals	2	10
Games with 5+ Steals	0	0
Games with 2+ Blocks	2	11
Games with 5+ Blocks	0	0
Double-Doubles	0	4
Games Led Team in Points	0	1
Games Led Team in Rebounds	4	17
Games Led Team in Assists	0	2
Games Led Team in Steals	2	14
Games Led Team in Blocks	5	21
Games Fouled Out	0	5





3

# JASMINE SHAVERS

JUNIOR | 5-8 | GUARD | MESQUITE, TEXAS | MISSISSIPPI STATE

## SHAVERS GAME-BY-GAME STATS

#3 SHAVERS, Jasmine

Opponent	Date	GS	MIN	Total		3-Pointers		Free throws		Rebounds				PF	A	TO	BLK	STL	PTS	AVG	
				FG-FGA	PCT	3FG-3FGA	PCT	FT-FTA	PCT	OFF	DEF	TOT	AVG								
UIW	11/04/2024	*	21:43	5-11	.455	1-4	.250	2-2	1.000	1	3	4	4.0	2	0	7	0	2	13	13.0	
Houston Christian	11/07/2024	*	28:53	7-14	.500	2-7	.286	1-1	1.000	1	3	4	4.0	2	0	2	0	0	17	15.0	
New Mexico	11/12/2024	*	28:40	7-19	.368	3-9	.333	1-1	1.000	0	3	3	3.7	1	2	1	1	2	18	16.0	
Washington St.	11/16/2024	*	30:54	5-13	.385	1-3	.333	2-4	.500	2	3	5	4.0	0	2	1	0	0	13	15.3	
Abilene Christian	11/19/2024	*	23:51	3-8	.375	0-3	.000	2-2	1.000	3	5	8	4.8	2	5	3	0	5	8	13.8	
New Orleans	11/23/2024	*	21:08	3-12	.250	1-7	.143	3-4	.750	0	4	4	4.7	0	2	2	1	1	10	13.2	
vs Florida St.	11/28/2024	*	32:22	7-22	.318	4-11	.364	0-0	.000	0	5	5	4.7	2	0	2	0	1	18	13.9	
vs Gonzaga	11/29/2024		20:55	5-9	.556	2-3	.667	0-0	.000	0	1	1	4.3	2	1	3	0	5	12	13.6	
vs Missouri St.	11/30/2024		31:14	10-17	.588	2-6	.333	10-14	.714	0	5	5	4.3	0	1	0	0	3	32	15.7	
SFA	12/03/2024	*	27:24	6-15	.400	2-7	.286	1-2	.500	0	1	1	4.0	2	2	3	0	1	15	15.6	
at SMU	12/11/2024	*	34:25	6-20	.300	2-6	.333	1-1	1.000	1	3	4	4.0	0	2	2	0	0	15	15.5	
<b>Totals</b>			<b>9</b>	<b>301:30</b>	<b>64-160</b>	<b>.400</b>	<b>20-66</b>	<b>.303</b>	<b>23-31</b>	<b>.742</b>	<b>8</b>	<b>36</b>	<b>44</b>	<b>4.0</b>	<b>13</b>	<b>17</b>	<b>26</b>	<b>2</b>	<b>20</b>	<b>171</b>	<b>15.5</b>

Player Averages

Games Played	Minutes/game	Points/game	FG Pct	3FG Pct	FT Pct	Rebounds/game	Assists/game	Turnovers/game	Assist/Turnover ratio	Steals/game	Blocks/game
11	27.4	15.5	40.0	30.3	74.2	4.0	1.5	2.4	0.7	1.8	0.2

PPG	RPG	FG%	MIN/G
15.5	4.0	.400	27.4

### SHAVERS SEASON HIGHS

Points.....	32
Field Goals.....	10
Field Goal Attempts.....	22
3-Point Field Goals.....	4
3-Point Field Goal Attempts.....	11
Free Throws Made.....	10
Free Throw Attempts.....	14
Rebounds.....	8
Assists.....	5
Blocked Shots.....	1
Steals.....	5
Minutes.....	34

### SHAVERS CAREER HIGHS

Points.....	32, vs. Missouri State, 11/30/24
Field Goals.....	10, 4x last vs. Missouri State, 11/30/24
Field Goal Attempts.....	22, vs. Florida State, 11/28/24
3-Point Field Goals.....	5, 2x last at TCU, 2/28/24
3-Point Field Goal Attempts.....	11, vs. Florida State, 11/28/24
Free Throws Made.....	10, vs. Missouri State, 11/30/24
Free Throw Attempts.....	14, vs. Missouri State, 11/30/24
Rebounds.....	10, 2x last at Oklahoma State, 1/10/24
Assists.....	5, 2x last vs. Abilene Christian, 11/19/24
Blocked Shots.....	1, 3x last vs. New Orleans, 11/23/24
Steals.....	5, 3x last vs. Gonzaga, 11/30/24
Minutes.....	38, vs. Houston, 3/7/24

### SHAVERS STREAKS (IN 2024-25)

Consecutive Games with a Three-Pointer.....	6
Consecutive Games with Double-Digit Scoring.....	6

## SHAVERS CAREER STATS

SHAVERS, Jasmine

SEASON TEAM	GP-GS	MIN/AVG	Field Goals		3-Point		F-Throws		Rebounds				Scoring						
			FG-FGA	FG%	3FG-3FGA	3FG%	FT-FTA	FT%	OFF	DEF	TOT	AVG	PF-FO	A	TO	BLK	STL	PTS	AVG
2022-23 TTU	34-17	615/18.1	94-261	.360	22-82	.268	55-74	.743	35	87	122	3.6	37-0	26	27	1	25	265	7.8
2023-24 TTU	33-31	943/28.6	173-431	.401	55-164	.335	107-128	.836	31	135	166	5.0	51-1	50	80	0	42	508	15.4
2024-25 TTU	11-9	301/27.4	64-160	.400	20-66	.303	23-31	.742	8	36	44	4.0	13-0	17	26	2	20	171	15.5
<b>TOTAL</b>	<b>78-57</b>	<b>1860/23.8</b>	<b>331-852</b>	<b>.388</b>	<b>97-312</b>	<b>.311</b>	<b>185-233</b>	<b>.794</b>	<b>74</b>	<b>258</b>	<b>332</b>	<b>4.3</b>	<b>101-1</b>	<b>93</b>	<b>133</b>	<b>3</b>	<b>87</b>	<b>944</b>	<b>12.1</b>

### SHAVERS SUPERLATIVES

	Season	Career
Games with 10+ Points	10	49
Games with 20+ Points	1	11
Games with 30+ Points	1	1
Games with 40+ Points	0	0
Games with 5+ Rebounds	4	36
Games with 10+ Rebounds	0	2
Games with 5+ Assists	1	2
Games with 10+ Assists	0	0
Games with 2+ Steals	5	20
Games with 5+ Steals	2	3
Games with 2+ Blocks	0	0
Games with 5+ Blocks	0	0
Double-Doubles	0	2
Games Led Team in Points	7	25
Games Led Team in Rebounds	4	17
Games Led Team in Assists	2	8
Games Led Team in Steals	4	18
Games Led Team in Blocks	0	1
Games Fouled Out	0	1



# DENAE FRITZ //

R-JUNIOR | 5-11 | GUARD | MARYVILLE, TENN. | IOWA STATE/BAYLOR

5

## FRITZ GAME-BY-GAME STATS

#5 FRITZ, Denae

Opponent	Date	GS	MIN	Total		3-Pointers		Free throws		Rebounds				PF	A	TO	BLK	STL	PTS	AVG	
				FG-FGA	PCT	3FG-3FGA	PCT	FT-FTA	PCT	OFF	DEF	TOT	AVG								
UIW	11/04/2024	*	25:38	1-3	.333	0-2	.000	2-2	1.000	1	0	1	1.0	2	4	1	1	1	4	4.0	
Houston Christian	11/07/2024	*	22:33	1-4	.250	1-3	.333	2-2	1.000	0	2	2	1.5	0	1	2	0	0	5	4.5	
New Mexico	11/12/2024	*	26:02	1-1	1.000	0-0	.000	2-2	1.000	1	1	2	1.7	4	1	3	0	0	4	4.3	
Washington St.	11/16/2024	*	27:10	2-5	.400	1-2	.500	1-2	.500	0	1	1	1.5	3	1	2	0	1	6	4.8	
Abilene Christian	11/19/2024	*	26:09	1-3	.333	1-2	.500	0-0	.000	0	1	1	1.4	1	4	1	3	1	3	4.4	
New Orleans	11/23/2024	*	26:47	0-3	.000	0-2	.000	0-0	.000	0	3	3	1.7	2	2	1	0	0	3.7		
vs Florida St.	11/28/2024	*	18:20	1-1	1.000	1-1	1.000	0-0	.000	0	1	1	1.6	2	0	4	1	0	3	3.6	
vs Gonzaga	11/29/2024		14:51	0-2	.000	0-1	.000	2-2	1.000	0	3	3	1.8	2	3	4	1	2	2	3.4	
vs Missouri St.	11/30/2024		11:21	1-1	1.000	0-0	.000	0-0	.000	0	0	0	1.6	3	3	1	1	1	2	3.2	
SFA	12/03/2024		09:32	1-1	1.000	0-0	.000	0-0	.000	0	1	1	1.5	2	0	4	0	0	2	3.1	
at SMU	12/11/2024		17:12	0-2	.000	0-1	.000	0-0	.000	1	0	1	1.5	2	2	0	0	0	2.8		
<b>Totals</b>			<b>7</b>	<b>225:36</b>	<b>9-26</b>	<b>.346</b>	<b>4-14</b>	<b>.286</b>	<b>9-10</b>	<b>.900</b>	<b>3</b>	<b>13</b>	<b>16</b>	<b>1.5</b>	<b>23</b>	<b>21</b>	<b>23</b>	<b>7</b>	<b>6</b>	<b>31</b>	<b>2.8</b>

Player Averages

Games Played	Minutes/game	Points/game	FG Pct	3FG Pct	FT Pct	Rebounds/game	Assists/game	Turnovers/game	Assist/Turnover ratio	Steals/game	Blocks/game
11	20.5	2.8	34.6	28.6	90.0	1.5	1.9	2.1	0.9	0.5	0.6

PPG	RPG	FG%	MIN/G
2.8	1.5	.346	20.5

### FRITZ SEASON HIGHS

Points.....	6
Field Goals.....	2
Field Goal Attempts.....	5
3-Point Field Goals.....	1
3-Point Field Goal Attempts.....	3
Free Throws Made.....	2
Free Throw Attempts.....	2
Rebounds.....	3
Assists.....	4
Blocked Shots.....	3
Steals.....	2
Minutes.....	27

### FRITZ CAREER HIGHS

Points.....	26, at Kansas, 3/1/23
Field Goals.....	9, at Kansas, 3/1/23
Field Goal Attempts.....	12, vs. SIUE, 11/29/22
3-Point Field Goals.....	4, at Kansas, 3/1/23
3-Point Field Goal Attempts.....	8, vs. Texas Tech, 3/4/23
Free Throws Made.....	7, at WVU, 2/11/23
Free Throw Attempts.....	8, at WVU, 2/11/23
Rebounds.....	10, 2x last vs. Baylor, 3/10/23
Assists.....	4, 5x last vs. Abilene Christian, 11/19/24
Blocked Shots.....	5, vs. Baylor, 3/10/23
Steals.....	3, 3x last vs. Providence, 12/20/23
Minutes.....	45, at Baylor, 2/18/23

### FRITZ STREAKS (IN 2024-25)

Consecutive Games with a Three-Pointer.....	0
Consecutive Games with Double-Digit Scoring.....	0

## FRITZ CAREER STATS

FRITZ, Denae

SEASON	TEAM	GP-GS	MIN/AVG	Field Goals		3-Point		F-Throws		Rebounds				Scoring						
				FG-FGA	FG%	3FG-3FGA	3FG%	FT-FTA	FT%	OFF	DEF	TOT	AVG	PF	FO	A	TO	BLK	STL	PTS
2021-22	IowaSt	3-2	73/24.2	5-16	.313	3-10	.300	2-3	.667	1	4	5	1.7	3-0	6	3	1	1	15	5.0
2022-23	IowaSt	32-31	992/31.0	98-230	.426	43-127	.339	42-55	.764	44	103	147	4.6	60-0	37	32	31	22	281	8.8
2023-24	Baylor	25-0	207/8.3	16-43	.372	6-27	.222	1-5	.200	10	12	22	0.9	22-0	10	14	1	7	39	1.6
2024-25	TTU	11-7	226/20.5	9-26	.346	4-14	.286	9-10	.900	3	13	16	1.5	23-0	21	23	7	6	31	2.8
<b>TOTAL FOR TTU</b>		<b>11-7</b>	<b>226/20.5</b>	<b>9-26</b>	<b>.346</b>	<b>4-14</b>	<b>.286</b>	<b>9-10</b>	<b>.900</b>	<b>3</b>	<b>13</b>	<b>16</b>	<b>1.5</b>	<b>23-0</b>	<b>21</b>	<b>23</b>	<b>7</b>	<b>6</b>	<b>31</b>	<b>2.8</b>
<b>TOTAL</b>		<b>71-40</b>	<b>1497/21.1</b>	<b>128-315</b>	<b>.406</b>	<b>56-178</b>	<b>.315</b>	<b>54-73</b>	<b>.740</b>	<b>58</b>	<b>132</b>	<b>190</b>	<b>2.7</b>	<b>108-0</b>	<b>74</b>	<b>72</b>	<b>40</b>	<b>36</b>	<b>366</b>	<b>5.2</b>

### FRITZ SUPERLATIVES

	Season	Career
Games with 10+ Points	0	13
Games with 20+ Points	0	1
Games with 30+ Points	0	0
Games with 40+ Points	0	0
Games with 5+ Rebounds	0	16
Games with 10+ Rebounds	0	2
Games with 5+ Assists	0	0
Games with 10+ Assists	0	0
Games with 2+ Steals	1	7
Games with 5+ Steals	0	0
Games with 2+ Blocks	1	9
Games with 5+ Blocks	0	1
Double-Doubles	0	0
Games Led Team in Points	0	1
Games Led Team in Rebounds	0	0
Games Led Team in Assists	3	4
Games Led Team in Steals	0	1
Games Led Team in Blocks	2	15
Games Fouled Out	0	0







# BIRD MARTIN //

FRESHMAN | 6-2 | GUARD | SAN ANTONIO, TEXAS | PROVIDENCE CATHOLIC SCHOOL

7

## MARTIN GAME-BY-GAME STATS

PPG	RPG	FG%	MIN/G
1.5	0.0	.429	4.2

### #7 MARTIN, Bird

Opponent	Date	GS	MIN	Total		3-Pointers		Free throws		Rebounds				PF	A	TO	BLK	STL	PTS	AVG
				FG-FGA	PCT	3FG-3FGA	PCT	FT-FTA	PCT	OFF	DEF	TOT	AVG							
UIW	11/04/2024		05:03	0-2	.000	0-1	.000	0-0	.000	0	0	0	0.0	1	0	0	1	0	0	0.0
Abilene Christian	11/19/2024		03:50	0-0	.000	0-0	.000	0-0	.000	0	0	0	0.0	1	0	1	0	0	0	0.0
New Orleans	11/23/2024		02:21	0-0	.000	0-0	.000	0-0	.000	0	0	0	0.0	1	0	0	0	0	0	0.0
vs Gonzaga	11/29/2024		01:54	1-1	1.000	1-1	1.000	0-0	.000	0	0	0	0.0	0	0	0	0	0	3	0.8
vs Missouri St.	11/30/2024		00:41	0-0	.000	0-0	.000	0-0	.000	0	0	0	0.0	0	1	0	0	0	0	0.6
SFA	12/03/2024		11:34	2-4	.500	2-4	.500	0-0	.000	0	0	0	0.0	2	0	0	0	1	6	1.5
<b>Totals</b>		<b>0</b>	<b>25:23</b>	<b>3-7</b>	<b>.429</b>	<b>3-6</b>	<b>.500</b>	<b>0-0</b>	<b>.000</b>	<b>0</b>	<b>0</b>	<b>0</b>	<b>0.0</b>	<b>5</b>	<b>0</b>	<b>2</b>	<b>1</b>	<b>1</b>	<b>9</b>	<b>1.5</b>

### Player Averages

Games Played	Minutes/game	Points/game	FG Pct	3FG Pct	FT Pct	Rebounds/game	Assists/game	Turnovers/game	Assist/Turnover ratio	Steals/game	Blocks/game
6	4.2	1.5	42.9	50.0	0.0	0.0	0.0	0.3	0.0	0.2	0.2

### MARTIN SEASON HIGHS

Points.....	6
Field Goals.....	2
Field Goal Attempts.....	4
3-Point Field Goals.....	2
3-Point Field Goal Attempts.....	4
Free Throws Made.....	N/A
Free Throw Attempts.....	N/A
Rebounds.....	N/A
Assists.....	N/A
Blocked Shots.....	1
Steals.....	1
Minutes.....	12

### MARTIN CAREER HIGHS

Points.....	6, vs. SFA, 12/3/24
Rebounds.....	
Assists.....	
Steals.....	1, vs. SFA, 12/3/24
Blocks.....	1, vs. Incarnate Word, 11/4/24
FG Made.....	2, vs. SFA, 12/3/24
FG Attempts.....	4, vs. SFA, 12/3/24
3FG Made.....	2, vs. SFA, 12/3/24
3FG Attempts.....	4, vs. SFA, 12/3/24
FT Made.....	
FT Attempts.....	
Minutes.....	12, vs. SFA, 12/3/24

### MARTIN STREAKS (IN 2024-25)

Consecutive Games with a Three-Pointer.....	1
Consecutive Games with Double-Digit Scoring.....	0

## MARTIN CAREER STATS

### MARTIN, Bird

SEASON TEAM	GP-GS	MIN/AVG	Field Goals		3-Point		F-Throws		Rebounds				Scoring						
			FG-FGA	FG%	3FG-3FGA	3FG%	FT-FTA	FT%	OFF	DEF	TOT	AVG	PF-FO	A	TO	BLK	STL	PTS	AVG
2024-25 TTU	6-0	25/4.2	3-7	.429	3-6	.500	0-0	.000	0	0	0	0.0	5-0	0	2	1	1	9	1.5
<b>TOTAL</b>	<b>6-0</b>	<b>25/4.2</b>	<b>3-7</b>	<b>.429</b>	<b>3-6</b>	<b>.500</b>	<b>0-0</b>	<b>.000</b>	<b>0</b>	<b>0</b>	<b>0</b>	<b>0.0</b>	<b>5-0</b>	<b>0</b>	<b>2</b>	<b>1</b>	<b>1</b>	<b>9</b>	<b>1.5</b>

### MARTIN SUPERLATIVES

	Season	Career
Games with 10+ Points	0	0
Games with 20+ Points	0	0
Games with 30+ Points	0	0
Games with 40+ Points	0	0
Games with 5+ Rebounds	0	0
Games with 10+ Rebounds	0	0
Games with 5+ Assists	0	0
Games with 10+ Assists	0	0
Games with 2+ Steals	0	0
Games with 5+ Steals	0	0
Games with 2+ Blocks	0	0
Games with 5+ Blocks	0	0
Double-Doubles	0	0
Games Led Team in Points	0	0
Games Led Team in Rebounds	0	0
Games Led Team in Assists	0	0
Games Led Team in Steals	0	0
Games Led Team in Blocks	1	1
Games Fouled Out	0	0



# ADLEE BLACKLOCK //

JUNIOR | 6-0 | GUARD | LUBBOCK, TEXAS | OREGON STATE



## BLACKLOCK GAME-BY-GAME STATS

#8 BLACKLOCK, Adlee

Opponent	Date	GS	MIN	Total		3-Pointers		Free throws		Rebounds				PF	A	TO	BLK	STL	PTS	AVG
				FG-FGA	PCT	3FG-3FGA	PCT	FT-FTA	PCT	OFF	DEF	TOT	AVG							
UIW	11/04/2024		20:07	4-10	.400	4-10	.400	2-3	.667	0	5	5	5.0	2	2	2	0	0	14	14.0
Houston Christian	11/07/2024		18:50	0-6	.000	0-4	.000	0-0	.000	2	1	3	4.0	0	1	1	0	2	0	7.0
New Mexico	11/12/2024		09:33	1-3	.333	1-2	.500	0-0	.000	0	0	0	2.7	3	0	0	0	0	3	5.7
Washington St.	11/16/2024		08:41	1-3	.333	0-2	.000	0-0	.000	0	1	1	2.3	3	1	1	0	0	2	4.8
Abilene Christian	11/19/2024		25:04	6-10	.600	6-10	.600	5-5	1.000	0	5	5	2.8	1	0	3	0	1	23	8.4
New Orleans	11/23/2024		20:16	3-9	.333	2-8	.250	0-0	.000	1	3	4	3.0	0	0	0	0	1	8	8.3
vs Florida St.	11/28/2024		02:10	0-1	.000	0-1	.000	0-0	.000	0	1	1	2.7	1	0	0	0	0	0	7.1
vs Gonzaga	11/29/2024		17:13	3-7	.429	3-6	.500	0-0	.000	1	4	5	3.0	2	2	2	0	0	9	7.4
vs Missouri St.	11/30/2024		13:32	1-2	.500	0-0	.000	0-0	.000	1	0	1	2.8	1	0	0	0	2	2	6.8
SFA	12/03/2024		14:27	4-6	.667	3-5	.600	2-3	.667	1	1	2	2.7	2	1	1	0	0	13	7.4
at SMU	12/11/2024		05:25	1-5	.200	1-4	.250	2-3	.667	0	0	0	2.5	0	0	0	0	0	5	7.2
<b>Totals</b>		<b>0</b>	<b>155:17</b>	<b>24-62</b>	<b>.387</b>	<b>20-52</b>	<b>.385</b>	<b>11-14</b>	<b>.786</b>	<b>6</b>	<b>21</b>	<b>27</b>	<b>2.5</b>	<b>15</b>	<b>7</b>	<b>10</b>	<b>0</b>	<b>6</b>	<b>79</b>	<b>7.2</b>

Player Averages

Games Played	Minutes/game	Points/game	FG Pct	3FG Pct	FT Pct	Rebounds/game	Assists/game	Turnovers/game	Assist/Turnover ratio	Steals/game	Blocks/game
11	14.1	7.2	38.7	38.5	78.6	2.5	0.6	0.9	0.7	0.5	0.0

PPG	RPG	FG%	MIN/G
7.2	2.5	.387	14.1

### BLACKLOCK SEASON HIGHS

Points.....	23
Field Goals.....	6
Field Goal Attempts.....	10
3-Point Field Goals.....	6
3-Point Field Goal Attempts.....	10
Free Throws Made.....	5
Free Throw Attempts.....	5
Rebounds.....	5
Assists.....	2
Blocked Shots.....	N/A
Steals.....	2
Minutes.....	25

### BLACKLOCK CAREER HIGHS

Points.....	23, vs. Abilene Christian, 11/19/24
Field Goals.....	7, vs. Arizona, 2/25/23
Field Goal Attempts.....	13, vs. Arizona, 2/25/23
3-Point Field Goals.....	6, vs. Abilene Christian, 11/19/24
3-Point Field Goal Attempts.....	10, vs. Incarnate Word, 11/4/24
Free Throws Made.....	5, vs. Abilene Christian, 11/19/24
Free Throw Attempts.....	7, vs. California, 3/2/24
Rebounds.....	6, vs. Southern California, 3/1/23
Assists.....	3, vs. Seattle U, 11/10/22
Blocked Shots.....	1, vs. Southern U, 12/1/22
Steals.....	2, 4x last vs. Missouri State, 11/30/24
Minutes.....	34, vs. Colorado, 3/2/23

### BLACKLOCK STREAKS (IN 2024-25)

Consecutive Games with a Three-Pointer.....	2
Consecutive Games with Double-Digit Scoring.....	0

## BLACKLOCK CAREER STATS

BLACKLOCK, Adlee

SEASON	TEAM	GP-GS	MIN/AVG	Field Goals		3-Point		F-Throws		Rebounds				Scoring						
				FG-FGA	FG%	3FG-3FGA	3FG%	FT-FTA	FT%	OFF	DEF	TOT	AVG	PF-FO	A	TO	BLK	STL	PTS	AVG
2022-23	OSU	24-5	347/14.5	48-103	.466	33-71	.465	16-21	.762	7	30	37	1.5	15-0	16	19	1	7	145	6.0
2023-24	OSU	26-0	238/9.1	32-85	.376	18-58	.310	9-18	.500	6	16	22	0.8	17-0	4	5	0	3	91	3.5
2024-25	TTU	11-0	155/14.1	24-62	.387	20-52	.385	11-14	.786	6	21	27	2.5	15-0	7	10	0	6	79	7.2
<b>TOTAL FOR TTU</b>	<b>11-0</b>	<b>155/14.1</b>	<b>24-62</b>	<b>.387</b>	<b>20-52</b>	<b>.385</b>	<b>11-14</b>	<b>.786</b>	<b>.679</b>	<b>6</b>	<b>21</b>	<b>27</b>	<b>2.5</b>	<b>15-0</b>	<b>7</b>	<b>10</b>	<b>0</b>	<b>6</b>	<b>79</b>	<b>7.2</b>
<b>TOTAL</b>	<b>61-5</b>	<b>740/12.1</b>	<b>104-250</b>	<b>.416</b>	<b>71-181</b>	<b>.392</b>	<b>36-53</b>	<b>.679</b>	<b>.786</b>	<b>19</b>	<b>67</b>	<b>86</b>	<b>1.4</b>	<b>47-0</b>	<b>27</b>	<b>34</b>	<b>1</b>	<b>16</b>	<b>315</b>	<b>5.2</b>

### BLACKLOCK SUPERLATIVES

	Season	Career
Games with 10+ Points	3	10
Games with 20+ Points	1	2
Games with 30+ Points	0	0
Games with 40+ Points	0	0
Games with 5+ Rebounds	3	6
Games with 10+ Rebounds	0	0
Games with 5+ Assists	0	0
Games with 10+ Assists	0	0
Games with 2+ Steals	2	4
Games with 5+ Steals	0	0
Games with 2+ Blocks	0	0
Games with 5+ Blocks	0	0
Double-Doubles	0	0
Games Led Team in Points	2	2
Games Led Team in Rebounds	1	1
Games Led Team in Assists	0	0
Games Led Team in Steals	0	2
Games Led Team in Blocks	0	1
Games Fouled Out	0	0





10

# ACHOL MAGOT //

SOPHOMORE | 6-7 | CENTER | TUCSON, ARIZ. | SOUTHERN ARIZONA VOLUNTEERS PREP

## MAGOT GAME-BY-GAME STATS

PPG	RPG	FG%	MIN/G
1.0	1.0	1.000	2.9

### #10 MAGOT, Achol

Opponent	Date	GS	MIN	Total		3-Pointers		Free throws		Rebounds				PF	A	TO	BLK	STL	PTS	AVG	
				FG-FGA	PCT	3FG-3FGA	PCT	FT-FTA	PCT	OFF	DEF	TOT	AVG								
UIW	11/04/2024		05:54	0-0	.000	0-0	.000	0-2	.000	1	1	2	2.0	3	0	2	0	0	0	0	0.0
Houston Christian	11/07/2024		01:39	1-1	1.000	0-0	.000	0-0	.000	1	0	1	1.5	0	0	1	0	0	2	1.0	
Abilene Christian	11/19/2024		02:37	1-1	1.000	0-0	.000	0-0	.000	0	1	1	1.3	2	0	1	0	0	2	1.3	
vs Gonzaga	11/29/2024		01:14	0-0	.000	0-0	.000	0-0	.000	0	0	0	1.0	1	0	0	0	1	0	1.0	
<b>Totals</b>		<b>0</b>	<b>11:24</b>	<b>2-2</b>	<b>1.000</b>	<b>0-0</b>	<b>.000</b>	<b>0-2</b>	<b>.000</b>	<b>2</b>	<b>2</b>	<b>4</b>	<b>1.0</b>	<b>6</b>	<b>0</b>	<b>4</b>	<b>0</b>	<b>1</b>	<b>4</b>	<b>1.0</b>	

### Player Averages

Games Played	Minutes/game	Points/game	FG Pct	3FG Pct	FT Pct	Rebounds/game	Assists/game	Turnovers/game	Assist/Turnover ratio	Steals/game	Blocks/game
4	2.9	1.0	100.0	0.0	0.0	1.0	0.0	1.0	0.0	0.3	0.0

### MAGOT SEASON HIGHS

Points.....	2
Field Goals.....	1
Field Goal Attempts.....	1
3-Point Field Goals.....	N/A
3-Point Field Goal Attempts.....	N/A
Free Throws Made.....	0
Free Throw Attempts.....	2
Rebounds.....	2
Assists.....	N/A
Blocked Shots.....	N/A
Steals.....	1
Minutes.....	6

### MAGOT CAREER HIGHS

Points.....	2, 2x last vs. Abilene Christian, 11/19/24
Field Goals.....	1, 2x last vs. Abilene Christian, 11/19/24
Field Goal Attempts.....	1, 2x last vs. Abilene Christian, 11/19/24
3-Point Field Goals.....	
3-Point Field Goal Attempts.....	
Free Throws Made.....	
Free Throw Attempts.....	2, vs. Incarnate Word, 11/4/24
Rebounds.....	2, vs. Incarnate Word, 11/4/24
Assists.....	
Blocked Shots.....	
Steals.....	1, vs. Gonzaga, 11/30/24
Minutes.....	6, vs. Incarnate Word, 11/4/24

### MAGOT STREAKS (IN 2024-25)

Consecutive Games with a Three-Pointer.....	N/A
Consecutive Games with Double-Digit Scoring.....	0

## MAGOT CAREER STATS

### MAGOT, Achol

SEASON TEAM	GP-GS	MIN/AVG	Field Goals		3-Point		F-Throws		Rebounds				Scoring						
			FG-FGA	FG%	3FG-3FGA	3FG%	FT-FTA	FT%	OFF	DEF	TOT	AVG	PF-FO	A	TO	BLK	STL	PTS	AVG
2024-25 TTU	4-0	11/2.9	2-2	1.000	0-0	.000	0-2	.000	2	2	4	1.0	6-0	0	4	0	1	4	1.0
<b>TOTAL</b>	<b>4-0</b>	<b>11/2.9</b>	<b>2-2</b>	<b>1.000</b>	<b>0-0</b>	<b>.000</b>	<b>0-2</b>	<b>.000</b>	<b>2</b>	<b>2</b>	<b>4</b>	<b>1.0</b>	<b>6-0</b>	<b>0</b>	<b>4</b>	<b>0</b>	<b>1</b>	<b>4</b>	<b>1.0</b>

### MAGOT SUPERLATIVES

	Season	Career
Games with 10+ Points	0	0
Games with 20+ Points	0	0
Games with 30+ Points	0	0
Games with 40+ Points	0	0
Games with 5+ Rebounds	0	0
Games with 10+ Rebounds	0	0
Games with 5+ Assists	0	0
Games with 10+ Assists	0	0
Games with 2+ Steals	0	0
Games with 5+ Steals	0	0
Games with 2+ Blocks	0	0
Games with 5+ Blocks	0	0
Double-Doubles	0	0
Games Led Team in Points	0	0
Games Led Team in Rebounds	0	0
Games Led Team in Assists	0	0
Games Led Team in Steals	0	0
Games Led Team in Blocks	0	0
Games Fouled Out	0	0



# SARENGBE SANOGO //

JUNIOR | 6-3 | FORWARD/CENTER | PARIS, FRANCE | ODESSA COLLEGE

11

## SANOGO GAME-BY-GAME STATS

PPG	RPG	FG%	MIN/G
5.5	3.9	.521	21.4

### #11 SANOGO, Sarengbe

Opponent	Date	GS	MIN	Total		3-Pointers		Free throws		Rebounds				PF	A	TO	BLK	STL	PTS	AVG	
				FG-FGA	PCT	3FG-3FGA	PCT	FT-FTA	PCT	OFF	DEF	TOT	AVG								
UIW	11/04/2024	*	12:59	2-3	.667	0-0	.000	1-1	1.000	1	0	1	1.0	4	1	1	1	1	5	5.0	
Houston Christian	11/07/2024	*	23:58	4-10	.400	0-0	.000	4-4	1.000	2	3	5	3.0	1	1	2	3	0	12	8.5	
New Mexico	11/12/2024	*	25:10	4-9	.444	0-1	.000	2-4	.500	2	5	7	4.3	3	0	2	4	0	10	9.0	
Washington St.	11/16/2024	*	25:21	4-4	1.000	0-0	.000	0-0	.000	2	2	4	4.3	3	0	4	4	1	8	8.8	
Abilene Christian	11/19/2024	*	27:34	3-7	.429	0-0	.000	2-5	.400	4	1	5	4.4	2	0	2	6	1	8	8.6	
New Orleans	11/23/2024	*	22:38	2-4	.500	0-0	.000	0-0	.000	2	3	5	4.5	4	1	0	1	1	4	7.8	
vs Florida St.	11/28/2024	*	16:07	2-2	1.000	0-0	.000	0-0	.000	1	2	3	4.3	1	1	2	0	0	4	7.3	
vs Gonzaga	11/29/2024	*	20:00	0-1	.000	0-0	.000	0-0	.000	1	2	3	4.1	2	0	0	0	2	0	6.4	
vs Missouri St.	11/30/2024	*	16:22	1-1	1.000	0-0	.000	0-0	.000	2	0	2	3.9	3	0	4	0	1	2	5.9	
SFA	12/03/2024	*	22:46	1-3	.333	0-0	.000	2-2	1.000	4	2	6	4.1	2	1	0	1	1	4	5.7	
at SMU	12/11/2024	*	22:32	2-4	.500	0-0	.000	0-0	.000	2	0	2	3.9	1	1	1	0	1	4	5.5	
<b>Totals</b>			<b>11</b>	<b>235:27</b>	<b>25-48</b>	<b>.521</b>	<b>0-1</b>	<b>.000</b>	<b>11-16</b>	<b>.688</b>	<b>23</b>	<b>20</b>	<b>43</b>	<b>3.9</b>	<b>26</b>	<b>6</b>	<b>18</b>	<b>20</b>	<b>9</b>	<b>61</b>	<b>5.5</b>

### Player Averages

Games Played	Minutes/game	Points/game	FG Pct	3FG Pct	FT Pct	Rebounds/game	Assists/game	Turnovers/game	Assist/Turnover ratio	Steals/game	Blocks/game
11	21.4	5.5	52.1	0.0	68.8	3.9	0.5	1.6	0.3	0.8	1.8

### SANOGO SEASON HIGHS

Points.....	12
Field Goals.....	4
Field Goal Attempts.....	10
3-Point Field Goals.....	0
3-Point Field Goal Attempts.....	1
Free Throws Made.....	4
Free Throw Attempts.....	5
Rebounds.....	7
Assists.....	1
Blocked Shots.....	6
Steals.....	2
Minutes.....	28

### SANOGO CAREER HIGHS

Points.....	12, vs. Houston Christian, 11/7/24
Rebounds.....	7, vs. New Mexico, 11/12/24
Assists.....	1, 6x last at SMU, 12/11/24
Blocked Shots.....	6, vs. Abilene Christian, 11/19/24
Steals.....	2, vs. Gonzaga, 11/30/24
FG Made.....	4, 3x last vs. Washington State, 11/16/24
FG Attempts.....	10, vs. Houston Christian, 11/7/24
Free Throws Made.....	4, vs. Houston Christian, 11/7/24
Free Throw Attempts.....	5, vs. Abilene Christian, 11/19/24
3FG Made.....	
3FG Attempts.....	1, vs. New Mexico, 11/12/24
Minutes.....	28, vs. Abilene Christian, 11/19/24

### SANOGO STREAKS (IN 2024-25)

Consecutive Games with a Three-Pointer.....	0
Consecutive Games with Double-Digit Scoring.....	0

## SANOGO CAREER STATS

### SANOGO, Sarengbe

SEASON TEAM	GP-GS	MIN/AVG	Field Goals		3-Point		F-Throws		Rebounds				Scoring						
			FG-FGA	FG%	3FG-3FGA	3FG%	FT-FTA	FT%	OFF	DEF	TOT	AVG	PF-FO	A	TO	BLK	STL	PTS	AVG
2024-25 TTU	11-11	235/21.4	25-48	.521	0-1	.000	11-16	.688	23	20	43	3.9	26-0	6	18	20	9	61	5.5
<b>TOTAL</b>	<b>11-11</b>	<b>235/21.4</b>	<b>25-48</b>	<b>.521</b>	<b>0-1</b>	<b>.000</b>	<b>11-16</b>	<b>.688</b>	<b>23</b>	<b>20</b>	<b>43</b>	<b>3.9</b>	<b>26-0</b>	<b>6</b>	<b>18</b>	<b>20</b>	<b>9</b>	<b>61</b>	<b>5.5</b>

### SANOGO SUPERLATIVES

	Season	Career
Games with 10+ Points	2	2
Games with 20+ Points	0	0
Games with 30+ Points	0	0
Games with 40+ Points	0	0
Games with 5+ Rebounds	5	5
Games with 10+ Rebounds	0	0
Games with 5+ Assists	0	0
Games with 10+ Assists	0	0
Games with 2+ Steals	1	1
Games with 5+ Steals	0	0
Games with 2+ Blocks	4	4
Games with 5+ Blocks	1	1
Double-Doubles	0	0
Games Led Team in Points	0	0
Games Led Team in Rebounds	2	2
Games Led Team in Assists	0	0
Games Led Team in Steals	0	0
Games Led Team in Blocks	6	6
Games Fouled Out	0	0





12

# JORDYN MERRITT //

GRADUATE | 6-3 | GUARD/FORWARD | PLANO, TEXAS | FLORIDA

## MERRITT GAME-BY-GAME STATS

PPG	RPG	FG%	MIN/G
6.1	6.1	.542	18.1

### #12 MERRITT, Jordyn

Opponent	Date	GS	MIN	Total		3-Pointers		Free throws		Rebounds				PF	A	TO	BLK	STL	PTS	AVG
				FG-FGA	PCT	3FG-3FGA	PCT	FT-FTA	PCT	OFF	DEF	TOT	AVG							
UIW	11/04/2024		15:47	3-3	1.000	0-0	.000	3-5	.600	3	4	7	7.0	3	1	2	1	0	9	9.0
Houston Christian	11/07/2024		15:21	1-4	.250	0-1	.000	0-0	.000	1	2	3	5.0	1	1	2	3	1	2	5.5
New Mexico	11/12/2024		19:35	0-3	.000	0-2	.000	2-2	1.000	0	5	5	5.0	1	7	1	1	0	2	4.3
Washington St.	11/16/2024		07:45	0-2	.000	0-0	.000	0-0	.000	2	2	4	4.8	3	0	2	0	0	3.3	
Abilene Christian	11/19/2024	*	18:12	2-3	.667	1-1	1.000	2-2	1.000	1	1	2	4.2	1	1	3	0	2	7	4.0
New Orleans	11/23/2024	*	14:12	4-6	.667	1-1	1.000	0-0	.000	2	0	2	3.8	1	3	1	1	1	9	4.8
vs Florida St.	11/28/2024	*	18:29	3-4	.750	0-1	.000	0-0	.000	1	2	3	3.7	2	1	0	0	2	6	5.0
vs Gonzaga	11/29/2024	*	20:21	5-7	.714	2-2	1.000	2-2	1.000	0	2	2	3.5	1	0	2	1	1	14	6.1
vs Missouri St.	11/30/2024	*	23:19	2-5	.400	0-2	.000	2-2	1.000	1	3	4	3.6	5	2	4	2	3	6	6.1
SFA	12/03/2024	*	25:56	6-9	.667	0-1	.000	0-0	.000	1	8	9	4.1	2	4	4	1	5	12	6.7
at SMU	12/11/2024	*	20:14	0-2	.000	0-1	.000	0-0	.000	1	3	4	4.1	3	1	1	2	2	0	6.1
<b>Totals</b>		<b>7</b>	<b>199:10</b>	<b>26-48</b>	<b>.542</b>	<b>4-12</b>	<b>.333</b>	<b>11-13</b>	<b>.846</b>	<b>13</b>	<b>32</b>	<b>45</b>	<b>4.1</b>	<b>23</b>	<b>21</b>	<b>22</b>	<b>12</b>	<b>17</b>	<b>67</b>	<b>6.1</b>

### Player Averages

Games Played	Minutes/game	Points/game	FG Pct	3FG Pct	FT Pct	Rebounds/game	Assists/game	Turnovers/game	Assist/Turnover ratio	Steals/game	Blocks/game
11	18.1	6.1	54.2	33.3	84.6	4.1	1.9	2.0	1.0	1.5	1.1

### MERRITT SEASON HIGHS

Points	14
Field Goals	6
Field Goal Attempts	9
3-Point Field Goals	2
3-Point Field Goal Attempts	2
Free Throws Made	3
Free Throw Attempts	5
Rebounds	9
Assists	7
Blocked Shots	3
Steals	5
Minutes	23

### MERRITT CAREER HIGHS

Points	24, vs. Houston, 1/24/24
Field Goals	10, vs. Houston, 1/24/24
Field Goal Attempts	17, vs. Missouri, 2/27/22
3-Point Field Goals	5, at Texas A&M, 1/9/22
3-Point Field Goal Attempts	8, at Texas A&M, 1/9/22
Free Throws Made	8, at Green Bay, 11/24/22
Free Throw Attempts	11, vs. Georgia State, 11/9/21
Rebounds	18, vs. Charlotte, 3/19/21
Assists	7, vs. New Mexico, 11/12/24
Blocked Shots	5, at Bowling Green, 3/27/23
Steals	5, vs. SFA, 12/3/24
Minutes	38, vs. Georgia, 12/28/21

### MERRITT STREAKS (IN 2024-25)

Consecutive Games with a Three-Pointer	0
Consecutive Games with Double-Digit Scoring	0

## MERRITT CAREER STATS

### MERRITT, Jordyn

SEASON	TEAM	GP-GS	MIN/AVG	Field Goals		3-Point		F-Throws		Rebounds				PF-FO		A				Scoring	
				FG-FGA	FG%	3FG-3FGA	3FG%	FT-FTA	FT%	OFF	DEF	TOT	AVG	PF	FO	TO	BLK	STL	PTS	AVG	
2020-21	UF	26-10	577/22.2	62-152	.408	12-57	.211	25-46	.543	44	74	118	4.5	39-1	21	46	3	16	161	6.2	
2021-22	UF	27-19	604/22.4	96-226	.425	31-75	.413	50-72	.694	40	101	141	5.2	56-0	24	66	23	36	273	10.1	
2022-23	UF	21-13	467/22.3	47-161	.292	15-63	.238	41-57	.719	42	72	114	5.4	51-1	29	45	20	20	150	7.1	
2023-24	TTU	28-21	657/23.5	93-234	.397	13-55	.236	29-42	.690	53	104	157	5.6	59-0	41	60	31	38	228	8.1	
2024-25	TTU	11-7	199/18.1	26-48	.542	4-12	.333	11-13	.846	13	32	45	4.1	23-1	21	22	12	17	67	6.1	
<b>TOTAL FOR TTU</b>		<b>39-28</b>	<b>856/21.9</b>	<b>119-282</b>	<b>.422</b>	<b>17-67</b>	<b>.254</b>	<b>40-55</b>	<b>.727</b>	<b>66</b>	<b>136</b>	<b>202</b>	<b>5.2</b>	<b>82-1</b>	<b>62</b>	<b>82</b>	<b>43</b>	<b>55</b>	<b>295</b>	<b>7.6</b>	
<b>TOTAL</b>		<b>113-70</b>	<b>2505/22.2</b>	<b>324-821</b>	<b>.395</b>	<b>75-262</b>	<b>.286</b>	<b>156-230</b>	<b>.678</b>	<b>192</b>	<b>383</b>	<b>575</b>	<b>5.1</b>	<b>228-3</b>	<b>136</b>	<b>239</b>	<b>89</b>	<b>127</b>	<b>879</b>	<b>7.8</b>	

### MERRITT SUPERLATIVES

	Season	Career
Games with 10+ Points	2	35
Games with 20+ Points	0	2
Games with 30+ Points	0	0
Games with 40+ Points	0	0
Games with 5+ Rebounds	3	66
Games with 10+ Rebounds	0	10
Games with 5+ Assists	1	3
Games with 10+ Assists	0	0
Games with 2+ Steals	3	37
Games with 5+ Steals	1	1
Games with 2+ Blocks	3	25
Games with 5+ Blocks	0	1
Double-Doubles	0	5
Games Led Team in Points	1	12
Games Led Team in Rebounds	2	27
Games Led Team in Assists	1	7
Games Led Team in Steals	3	30
Games Led Team in Blocks	6	40
Games Fouled Out	1	3





# IVANA KRAJINA //

JUNIOR | 5-11 | GUARD | KASTEL NOVI, CROATIA | ODESSA COLLEGE

13

## KRAJINA GAME-BY-GAME STATS

#13 KRAJINA, Ivana

Opponent	Date	GS	MIN	Total		3-Pointers		Free throws		Rebounds				PF	A	TO	BLK	STL	PTS	AVG
				FG-FGA	PCT	3FG-3FGA	PCT	FT-FTA	PCT	OFF	DEF	TOT	AVG							
UIW	11/04/2024		04:42	0-1	.000	0-0	.000	0-0	.000	0	1	1	1.0	0	0	0	0	0	0	0.0
Houston Christian	11/07/2024		01:39	0-0	.000	0-0	.000	0-0	.000	0	0	0	0.5	0	0	0	0	0	0.0	
vs Gonzaga	11/29/2024		03:16	0-0	.000	0-0	.000	0-0	.000	0	0	0	0.3	1	0	1	0	0	0.0	
SFA	12/03/2024		01:16	0-0	.000	0-0	.000	0-0	.000	0	0	0	0.3	0	0	2	0	0	0.0	
<b>Totals</b>			<b>0 10:53</b>	<b>0-1</b>	<b>.000</b>	<b>0-0</b>	<b>.000</b>	<b>0-0</b>	<b>.000</b>	<b>0</b>	<b>1</b>	<b>1</b>	<b>0.3</b>	<b>1</b>	<b>0</b>	<b>3</b>	<b>0</b>	<b>0</b>	<b>0.0</b>	

Player Averages

Games Played	Minutes/game	Points/game	FG Pct	3FG Pct	FT Pct	Rebounds/game	Assists/game	Turnovers/game	Assist/Turnover ratio	Steals/game	Blocks/game
4	2.7	0.0	0.0	0.0	0.0	0.3	0.0	0.8	0.0	0.0	0.0

PPG	RPG	FG%	MIN/G
0.0	0.3	.000	2.7

### KRAJINA SEASON HIGHS

Points.....	0
Field Goals.....	0
Field Goal Attempts.....	1
3-Point Field Goals.....	N/A
3-Point Field Goal Attempts.....	N/A
Free Throws Made.....	N/A
Free Throw Attempts.....	N/A
Rebounds.....	1
Assists.....	N/A
Blocked Shots.....	N/A
Steals.....	N/A
Minutes.....	5

### KRAJINA CAREER HIGHS

Points.....	
Field Goals.....	
Field Goal Attempts.....	1, vs. Incarnate Word, 11/4/24
3-Point Field Goals.....	
3-Point Field Goal Attempts.....	
Free Throws Made.....	
Free Throw Attempts.....	
Rebounds.....	1, vs. Incarnate Word, 11/4/24
Assists.....	
Blocked Shots.....	
Steals.....	
Minutes.....	5, vs. Incarnate Word, 11/4/24

### KRAJINA STREAKS (IN 2024-25)

Consecutive Games with a Three-Pointer.....	
Consecutive Games with Double-Digit Scoring.....	

## KRAJINA CAREER STATS

KRAJINA, Ivana

SEASON	TEAM	GP-GS	MIN/AVG	Field Goals		3-Point		F-Throws		Rebounds				Scoring						
				FG-FGA	FG%	3FG-3FGA	3FG%	FT-FTA	FT%	OFF	DEF	TOT	AVG	PF-FO	A	TO	BLK	STL	PTS	AVG
2024-25	TTU	4-0	11/2.7	0-1	.000	0-0	.000	0-0	.000	0	1	1	0.3	1-0	0	3	0	0	0	0.0
<b>TOTAL</b>		<b>4-0</b>	<b>11/2.7</b>	<b>0-1</b>	<b>.000</b>	<b>0-0</b>	<b>.000</b>	<b>0-0</b>	<b>.000</b>	<b>0</b>	<b>1</b>	<b>1</b>	<b>0.3</b>	<b>1-0</b>	<b>0</b>	<b>3</b>	<b>0</b>	<b>0</b>	<b>0</b>	<b>0.0</b>

### KRAJINA SUPERLATIVES

	Season	Career
Games with 10+ Points	0	0
Games with 20+ Points	0	0
Games with 30+ Points	0	0
Games with 40+ Points	0	0
Games with 5+ Rebounds	0	0
Games with 10+ Rebounds	0	0
Games with 5+ Assists	0	0
Games with 10+ Assists	0	0
Games with 2+ Steals	0	0
Games with 5+ Steals	0	0
Games with 2+ Blocks	0	0
Games with 5+ Blocks	0	0
Double-Doubles	0	0
Games Led Team in Points	0	0
Games Led Team in Rebounds	0	0
Games Led Team in Assists	0	0
Games Led Team in Steals	0	0
Games Led Team in Blocks	0	0
Games Fouled Out	0	0





20

# BAILEY MAUPIN //

JUNIOR | 5-10 | GUARD | GRUVER, TEXAS | GRUVER HS

Lady Raiders

## MAUPIN GAME-BY-GAME STATS

#20 MAUPIN, Bailey

Opponent	Date	GS	MIN	Total		3-Pointers		Free throws		Rebounds				PF	A	TO	BLK	STL	PTS	AVG	
				FG-FGA	PCT	3FG-3FGA	PCT	FT-FTA	PCT	OFF	DEF	TOT	AVG								
UIW	11/04/2024	*	18:27	3-7	.429	2-4	.500	4-4	1.000	0	1	1	1.0	3	1	1	0	1	12	12.0	
Houston Christian	11/07/2024	*	27:00	4-8	.500	1-3	.333	1-2	.500	1	2	3	2.0	3	2	1	0	1	10	11.0	
New Mexico	11/12/2024	*	25:17	2-10	.200	1-5	.200	5-5	1.000	1	2	3	2.3	3	1	1	0	0	10	10.7	
Washington St.	11/16/2024	*	26:11	5-10	.500	0-1	.000	1-3	.333	0	3	3	2.5	2	1	0	0	1	11	10.8	
Abilene Christian	11/19/2024	*	21:17	0-5	.000	0-3	.000	2-2	1.000	0	2	2	2.4	2	2	5	0	0	2	9.0	
New Orleans	11/23/2024	*	26:10	6-11	.545	3-7	.429	5-7	.714	1	2	3	2.5	1	4	5	0	4	20	10.8	
vs Florida St.	11/28/2024	*	30:41	5-11	.455	1-5	.200	2-3	.667	0	2	2	2.4	3	4	4	0	0	13	11.1	
vs Gonzaga	11/29/2024	*	23:18	5-9	.556	0-2	.000	0-2	.000	0	0	0	2.1	1	2	1	0	1	10	11.0	
vs Missouri St.	11/30/2024	*	39:19	7-14	.500	0-2	.000	0-0	.000	0	4	4	2.3	2	3	2	0	0	14	11.3	
SFA	12/03/2024	*	30:44	2-7	.286	0-4	.000	4-5	.800	1	2	3	2.4	0	5	7	0	2	8	11.0	
at SMU	12/11/2024	*	28:20	3-8	.375	3-6	.500	2-2	1.000	1	2	3	2.5	4	2	3	1	3	11	11.0	
<b>Totals</b>			<b>11</b>	<b>296:43</b>	<b>42-100</b>	<b>.420</b>	<b>11-42</b>	<b>.262</b>	<b>26-35</b>	<b>.743</b>	<b>5</b>	<b>22</b>	<b>27</b>	<b>2.5</b>	<b>24</b>	<b>27</b>	<b>30</b>	<b>1</b>	<b>13</b>	<b>121</b>	<b>11.0</b>

Player Averages

Games Played	Minutes/game	Points/game	FG Pct	3FG Pct	FT Pct	Rebounds/game	Assists/game	Turnovers/game	Assist/Turnover ratio	Steals/game	Blocks/game
11	27.0	11.0	42.0	26.2	74.3	2.5	2.5	2.7	0.9	1.2	0.1

PPG	RPG	FG%	MIN/G
11.0	2.5	.420	27.0

### MAUPIN SEASON HIGHS

Points.....	20
Field Goals.....	7
Field Goal Attempts.....	14
3-Point Field Goals.....	3
3-Point Field Goal Attempts.....	7
Free Throws Made.....	5
Free Throw Attempts.....	7
Rebounds.....	4
Assists.....	5
Blocked Shots.....	1
Steals.....	4
Minutes.....	39

### MAUPIN CAREER HIGHS

Points.....	27 vs. Mercer, 11/26/22
Field Goals.....	9, at Texas, 2/21/24
Field Goal Attempts.....	23, at TCU, 2/28/24
3-Point Field Goals.....	4, 5x last vs. K-State, 3/2/24
3-Point Field Goal Attempts.....	13, at TCU, 2/28/24
Free Throws Made.....	13, vs. Mercer, 11/16/22
Free Throw Attempts.....	13, vs. Mercer, 11/16/22
Rebounds.....	8, 2x last vs. Sam Houston, 12/5/23
Assists.....	11, vs. Sam Houston, 12/5/23
Blocked Shots.....	2, vs. Sam Houston, 12/6/22
Steals.....	4, 2x last vs. New Orleans, 11/23/24
Minutes.....	39, 4x last at TCU, 2/28/24

### MAUPIN STREAKS (IN 2024-25)

Consecutive Games with a Three-Pointer.....	1
Consecutive Games with Double-Digit Scoring.....	1

### MAUPIN SUPERLATIVES

	Season	Career
Games with 10+ Points	9	56
Games with 20+ Points	1	8
Games with 30+ Points	0	0
Games with 40+ Points	0	0
Games with 5+ Rebounds	0	17
Games with 10+ Rebounds	0	0
Games with 5+ Assists	1	5
Games with 10+ Assists	0	1
Games with 2+ Steals	3	20
Games with 5+ Steals	0	0
Games with 2+ Blocks	0	1
Games with 5+ Blocks	0	0
Double-Doubles	0	1
Games Led Team in Points	1	21
Games Led Team in Rebounds	0	7
Games Led Team in Assists	3	26
Games Led Team in Steals	3	21
Games Led Team in Blocks	0	3
Games Fouled Out	0	3

## MAUPIN CAREER STATS

MAUPIN, Bailey

SEASON TEAM	GP-GS	MIN/AVG	Field Goals		3-Point		F-Throws		Rebounds				Scoring						
			FG-FGA	FG%	3FG-3FGA	3FG%	FT-FTA	FT%	OFF	DEF	TOT	AVG	PF-FO	A	TO	BLK	STL	PTS	AVG
2022-23 TTU	33-8	708/21.4	109-263	.414	31-93	.333	88-106	.830	29	64	93	2.8	62-2	29	51	4	19	337	10.2
2023-24 TTU	33-33	1043/31.6	143-359	.398	52-162	.321	127-148	.858	27	97	124	3.8	71-1	102	118	5	42	465	14.1
2024-25 TTU	11-11	297/27.0	42-100	.420	11-42	.262	26-35	.743	5	22	27	2.5	24-0	27	30	1	13	121	11.0
<b>TOTAL</b>	<b>77-52</b>	<b>2047/26.6</b>	<b>294-722</b>	<b>.407</b>	<b>94-297</b>	<b>.316</b>	<b>241-289</b>	<b>.834</b>	<b>61</b>	<b>183</b>	<b>244</b>	<b>3.2</b>	<b>157-3</b>	<b>158</b>	<b>199</b>	<b>10</b>	<b>74</b>	<b>923</b>	<b>12.0</b>



23

# LOGHAN JOHNSON //

SOPHOMORE | 5-10 | GUARD | HOUSTON, TEXAS | HOUSTON CHRISTIAN HS

## JOHNSON GAME-BY-GAME STATS

PPG	RPG	FG%	MIN/G
3.9	2.4	.459	13.3

### #23 JOHNSON, Logan

Opponent	Date	GS	MIN	Total		3-Pointers		Free throws		Rebounds				PF	A	TO	BLK	STL	PTS	AVG
				FG-FGA	PCT	3FG-3FGA	PCT	FT-FTA	PCT	OFF	DEF	TOT	AVG							
UIW	11/04/2024		12:57	1-2	.500	0-0	.000	1-3	.333	2	1	3	3.0	3	1	2	0	1	3	3.0
Houston Christian	11/07/2024		10:55	1-3	.333	0-0	.000	1-2	.500	2	1	3	3.0	1	0	0	0	0	3	3.0
New Mexico	11/12/2024		14:14	4-4	1.000	0-0	.000	2-2	1.000	1	1	2	2.7	2	1	2	0	1	10	5.3
Washington St.	11/16/2024		18:17	2-5	.400	0-0	.000	3-7	.429	2	2	4	3.0	0	2	0	0	2	7	5.8
Abilene Christian	11/19/2024		16:57	1-2	.500	1-2	.500	0-0	.000	3	0	3	3.0	3	3	6	0	0	3	5.2
New Orleans	11/23/2024		12:31	2-6	.333	0-2	.000	1-3	.333	2	0	2	2.8	1	2	0	0	2	5	5.2
vs Florida St.	11/28/2024		21:47	2-5	.400	0-0	.000	0-0	.000	3	1	4	3.0	3	1	1	0	1	4	5.0
vs Gonzaga	11/29/2024	*	19:08	3-8	.375	0-1	.000	0-0	.000	2	3	5	3.3	2	0	1	0	0	6	5.1
vs Missouri St.	11/30/2024	*	06:29	0-0	.000	0-0	.000	0-2	.000	0	0	0	2.9	3	1	1	0	1	0	4.6
SFA	12/03/2024		08:57	1-1	1.000	0-0	.000	0-1	.000	0	0	0	2.6	2	2	2	0	1	2	4.3
at SMU	12/11/2024		04:25	0-1	.000	0-0	.000	0-0	.000	0	0	0	2.4	1	0	1	0	1	0	3.9
<b>Totals</b>		<b>2</b>	<b>146:37</b>	<b>17-37</b>	<b>.459</b>	<b>1-5</b>	<b>.200</b>	<b>8-20</b>	<b>.400</b>	<b>17</b>	<b>9</b>	<b>26</b>	<b>2.4</b>	<b>21</b>	<b>13</b>	<b>16</b>	<b>0</b>	<b>10</b>	<b>43</b>	<b>3.9</b>

### Player Averages

Games Played	Minutes/game	Points/game	FG Pct	3FG Pct	FT Pct	Rebounds/game	Assists/game	Turnovers/game	Assist/Turnover ratio	Steals/game	Blocks/game
11	13.3	3.9	45.9	20.0	40.0	2.4	1.2	1.5	0.8	0.9	0.0

### JOHNSON SEASON HIGHS

Points	10
Field Goals	4
Field Goal Attempts	8
3-Point Field Goals	1
3-Point Field Goal Attempts	2
Free Throws Made	3
Free Throw Attempts	7
Rebounds	5
Assists	3
Blocked Shots	N/A
Steals	2
Minutes	22

### JOHNSON CAREER HIGHS

Points	15, vs. Houston, 1/24/24
Field Goals	6, vs. TCU, 1/27/24
Field Goal Attempts	10, vs. UIW, 12/13/23
3-Point Field Goals	1, 11x last vs. Abilene Christian, 11/19/24
3-Point Field Goal Attempts	4, 4x last vs. Ok State, 2/14/24
Free Throws Made	4, 3x last vs. Baylor, 3/8/24
Free Throw Attempts	7, 2x last vs. Washington State, 11/16/24
Rebounds	7, 2x last at WVU, 2/6/24
Assists	4, 2x last vs. Houston, 3/7/24
Blocked Shots	
Steals	2, 5x last vs. New Orleans, 11/23/24
Minutes	32, 3x last at TCU, 2/28/24

### JOHNSON STREAKS (IN 2024-25)

Consecutive Games with a Three-Pointer	0
Consecutive Games with Double-Digit Scoring	0

## JOHNSON CAREER STATS

### JOHNSON, Logan

SEASON	TEAM	GP-GS	MIN/AVG	Field Goals		3-Point		F-Throws		Rebounds				PF-FO			A			TO		BLK		STL		PTS		AVG	
				FG-FGA	FG%	3FG-3FGA	3FG%	FT-FTA	FT%	OFF	DEF	TOT	AVG	PF-FO	A	TO	BLK	STL	PTS	AVG									
2023-24	TTU	33-9	609/18.4	49-124	.395	10-43	.233	38-65	.585	40	47	87	2.6	79-3	32	55	0	18	146	4.4									
2024-25	TTU	11-2	147/13.3	17-37	.459	1-5	.200	8-20	.400	17	9	26	2.4	21-0	13	16	0	10	43	3.9									
<b>TOTAL</b>	<b>44-11</b>	<b>755/17.2</b>	<b>66-161</b>	<b>.410</b>	<b>11-48</b>	<b>.229</b>	<b>46-85</b>	<b>.541</b>	<b>57</b>	<b>56</b>	<b>113</b>	<b>2.6</b>	<b>100-3</b>	<b>45</b>	<b>71</b>	<b>0</b>	<b>28</b>	<b>189</b>	<b>4.3</b>										

### JOHNSON SUPERLATIVES

	Season	Career
Games with 10+ Points	1	4
Games with 20+ Points	0	0
Games with 30+ Points	0	0
Games with 40+ Points	0	0
Games with 5+ Rebounds	1	7
Games with 10+ Rebounds	0	0
Games with 5+ Assists	0	0
Games with 10+ Assists	0	0
Games with 2+ Steals	2	5
Games with 5+ Steals	0	0
Games with 2+ Blocks	0	0
Games with 5+ Blocks	0	0
Double-Doubles	0	0
Games Led Team in Points	0	0
Games Led Team in Rebounds	1	4
Games Led Team in Assists	1	4
Games Led Team in Steals	1	5
Games Led Team in Blocks	0	0
Games Fouled Out	0	3





24

# JADA WYNN //

JUNIOR | 6-1 | GUARD | YORBA LINDA, CALIF. | COLORADO

## WYNN GAME-BY-GAME STATS

PPG	RPG	FG%	MIN/G
4.5	2.5	.372	21.1

#24 WYNN, Jada

Opponent	Date	GS	MIN	Total		3-Pointers		Free throws		Rebounds				PF	A	TO	BLK	STL	PTS	AVG	
				FG-FGA	PCT	3FG-3FGA	PCT	FT-FTA	PCT	OFF	DEF	TOT	AVG								
UIW	11/04/2024	*	20:29	2-6	.333	1-5	.200	2-2	1.000	0	0	0	0.0	2	1	0	0	1	7	7.0	
Houston Christian	11/07/2024	*	20:40	1-2	.500	1-2	.500	0-0	.000	0	3	3	1.5	1	3	1	1	2	3	5.0	
New Mexico	11/12/2024	*	23:46	3-6	.500	2-3	.667	0-0	.000	4	3	7	3.3	4	2	0	0	2	8	6.0	
Washington St.	11/16/2024	*	21:22	0-0	.000	0-0	.000	1-2	.500	0	2	2	3.0	3	1	0	0	0	1	4.8	
New Orleans	11/23/2024	*	12:28	0-2	.000	0-2	.000	0-0	.000	0	2	2	2.8	1	0	1	1	1	0	3.8	
vs Florida St.	11/28/2024	*	26:44	3-7	.429	1-4	.250	0-0	.000	1	3	4	3.0	0	3	3	0	2	7	4.3	
vs Gonzaga	11/29/2024	*	19:25	1-4	.250	0-3	.000	1-2	.500	0	2	2	2.9	2	0	0	0	1	3	4.1	
vs Missouri St.	11/30/2024	*	18:22	1-2	.500	0-1	.000	1-2	.500	0	1	1	2.6	3	0	3	1	0	3	4.0	
SFA	12/03/2024	*	16:06	3-5	.600	3-4	.750	0-0	.000	0	1	1	2.4	3	0	0	1	1	9	4.6	
at SMU	12/11/2024	*	31:23	2-9	.222	0-5	.000	0-0	.000	2	1	3	2.5	2	3	0	1	1	4	4.5	
<b>Totals</b>			<b>8</b>	<b>210:45</b>	<b>16-43</b>	<b>.372</b>	<b>8-29</b>	<b>.276</b>	<b>5-8</b>	<b>.625</b>	<b>7</b>	<b>18</b>	<b>25</b>	<b>2.5</b>	<b>21</b>	<b>13</b>	<b>8</b>	<b>5</b>	<b>11</b>	<b>45</b>	<b>4.5</b>

Player Averages

Games Played	Minutes/game	Points/game	FG Pct	3FG Pct	FT Pct	Rebounds/game	Assists/game	Turnovers/game	Assist/Turnover ratio	Steals/game	Blocks/game
10	21.1	4.5	37.2	27.6	62.5	2.5	1.3	0.8	1.6	1.1	0.5

### WYNN SEASON HIGHS

Points.....	9
Field Goals.....	3
Field Goal Attempts.....	9
3-Point Field Goals.....	3
3-Point Field Goal Attempts.....	5
Free Throws Made.....	2
Free Throw Attempts.....	2
Rebounds.....	7
Assists.....	3
Blocked Shots.....	1
Steals.....	2
Minutes.....	31

### WYNN CAREER HIGHS

Points.....	23, vs. Houston, 12/30/23
Field Goals.....	6, vs. Houston, 12/30/23
Field Goal Attempts.....	9, 3x last at SMU, 12/11/24
3-Point Field Goals.....	6, vs. Houston, 12/30/23
3-Point Field Goal Attempts.....	7, 2x last at Cincinnati, 2/3/24
Free Throws Made.....	5, vs. Houston, 12/30/23
Free Throw Attempts.....	5, vs. Houston, 12/30/23
Rebounds.....	8, vs. Houston, 3/7/24
Assists.....	6, vs. Iowa State, 1/17/24
Blocked Shots.....	2, 2x last at Utah, 12/14/22
Steals.....	2, 6x last vs. Florida State, 11/28/24
Minutes.....	35, vs. Iowa State, 1/17/24

### WYNN STREAKS (IN 2024-25)

Consecutive Games with a Three-Pointer.....	0
Consecutive Games with Double-Digit Scoring.....	0

## WYNN CAREER STATS

WYNN, Jada

SEASON	TEAM	GP-GS	MIN/AVG	Field Goals		3-Point		F-Throws		Rebounds				Scoring						
				FG-FGA	FG%	3FG-3FGA	3FG%	FT-FTA	FT%	OFF	DEF	TOT	AVG	PF	FO	A	TO	BLK	STL	PTS
2022-23	CU	32-0	386/12.1	37-96	.385	24-63	.381	10-15	.667	15	42	57	1.8	33-1	9	20	6	6	108	3.4
2023-24	TTU	28-9	582/20.8	42-125	.336	33-85	.388	16-18	.889	16	62	78	2.8	58-2	40	35	7	10	133	4.8
2024-25	TTU	10-8	211/21.1	16-43	.372	8-29	.276	5-8	.625	7	18	25	2.5	21-0	13	8	5	11	45	4.5
<b>TOTAL FOR TTU</b>		<b>38-17</b>	<b>793/20.9</b>	<b>58-168</b>	<b>.345</b>	<b>41-114</b>	<b>.360</b>	<b>21-26</b>	<b>.808</b>	<b>23</b>	<b>80</b>	<b>103</b>	<b>2.7</b>	<b>79-2</b>	<b>53</b>	<b>43</b>	<b>12</b>	<b>21</b>	<b>178</b>	<b>4.7</b>
<b>TOTAL</b>		<b>70-17</b>	<b>1179/16.8</b>	<b>95-264</b>	<b>.360</b>	<b>65-177</b>	<b>.367</b>	<b>31-41</b>	<b>.756</b>	<b>38</b>	<b>122</b>	<b>160</b>	<b>2.3</b>	<b>112-3</b>	<b>62</b>	<b>63</b>	<b>18</b>	<b>27</b>	<b>286</b>	<b>4.1</b>

### WYNN SUPERLATIVES

	Season	Career
Games with 10+ Points	0	5
Games with 20+ Points	0	1
Games with 30+ Points	0	0
Games with 40+ Points	0	0
Games with 5+ Rebounds	1	10
Games with 10+ Rebounds	0	0
Games with 5+ Assists	0	2
Games with 10+ Assists	0	0
Games with 2+ Steals	3	6
Games with 5+ Steals	0	0
Games with 2+ Blocks	0	2
Games with 5+ Blocks	0	0
Double-Doubles	0	0
Games Led Team in Points	0	1
Games Led Team in Rebounds	1	5
Games Led Team in Assists	2	5
Games Led Team in Steals	2	3
Games Led Team in Blocks	1	10
Games Fouled Out	0	3



30

# KELLY MORA //

SOPHOMORE | 6-1 | FORWARD | LUBBOCK, TEXAS | MONTEREY HS

## MORA GAME-BY-GAME STATS

PPG	RPG	FG%	MIN/G
0.8	1.0	.250	3.6

#30 MORA, Kelly

Opponent	Date	GS	MIN	Total		3-Pointers		Free throws		Rebounds				PF	A	TO	BLK	STL	PTS	AVG
				FG-FGA	PCT	3FG-3FGA	PCT	FT-FTA	PCT	OFF	DEF	TOT	AVG							
UIW	11/04/2024		04:03	0-2	.000	0-1	.000	0-0	.000	1	0	1	1.0	4	0	0	0	0	0	0.0
Abilene Christian	11/19/2024		06:22	0-1	.000	0-0	.000	1-2	.500	0	3	3	2.0	0	0	0	0	0	1	0.5
New Orleans	11/23/2024		01:59	0-0	.000	0-0	.000	0-0	.000	0	0	0	1.3	1	0	0	0	0	0.3	
vs Gonzaga	11/29/2024		01:54	1-1	1.000	0-0	.000	0-0	.000	0	0	0	1.0	0	0	0	0	2	0.8	
<b>Totals</b>		<b>0</b>	<b>14:18</b>	<b>1-4</b>	<b>.250</b>	<b>0-1</b>	<b>.000</b>	<b>1-2</b>	<b>.500</b>	<b>1</b>	<b>3</b>	<b>4</b>	<b>1.0</b>	<b>5</b>	<b>0</b>	<b>0</b>	<b>0</b>	<b>0</b>	<b>3</b>	<b>0.8</b>

Player Averages

Games Played	Minutes/game	Points/game	FG Pct	3FG Pct	FT Pct	Rebounds/game	Assists/game	Turnovers/game	Assist/Turnover ratio	Steals/game	Blocks/game
4	3.6	0.8	25.0	0.0	50.0	1.0	0.0	0.0	0.0	0.0	0.0

### MORA SEASON HIGHS

Points.....	2
Field Goals.....	1
Field Goal Attempts.....	2
3-Point Field Goals.....	0
3-Point Field Goal Attempts.....	1
Free Throws Made.....	1
Free Throw Attempts.....	2
Rebounds.....	3
Assists.....	N/A
Blocked Shots.....	N/A
Steals.....	N/A
Minutes.....	6

### MORA CAREER HIGHS

Points.....	8, 2x last vs. Cincinnati, 2/24/24
Field Goals.....	3, 4x last at TCU, 2/28/24
Field Goal Attempts.....	5, 3x last at TCU, 2/28/24
3-Point Field Goals.....	2, at Texas, 2/21/24
3-Point Field Goal Attempts.....	2, 2x last vs. Cincinnati, 2/24/24
Free Throws Made.....	2, 2x last vs. UCF, 2/10/24
Free Throw Attempts.....	2, 6x last vs. Abilene Christian, 11/19/24
Rebounds.....	5, at Baylor, 2/18/24
Assists.....	2, 2x last vs. UCF, 2/10/24
Blocked Shots.....	1, vs. Sam Houston, 12/5/23
Steals.....	2, 2x last vs. Cincinnati, 2/24/24
Minutes.....	23, vs. Cincinnati, 2/24/24

### MORA STREAKS (IN 2024-25)

Consecutive Games with a Three-Pointer.....	0
Consecutive Games with Double-Digit Scoring.....	0

## MORA CAREER STATS

MORA, Kelly

SEASON	TEAM	GP-GS	MIN/AVG	Field Goals		3-Point		F-Throws		Rebounds				Scoring						
				FG-FGA	FG%	3FG-3FGA	3FG%	FT-FTA	FT%	OFF	DEF	TOT	AVG	PF	FO	A	TO	BLK	STL	PTS
2023-24	TTU	15-0	125/8.3	18-35	.514	3-6	.500	6-11	.545	6	20	26	1.7	20-1	10	6	1	5	45	3.0
2024-25	TTU	4-0	14/3.6	1-4	.250	0-1	.000	1-2	.500	1	3	4	1.0	5-0	0	0	0	0	3	0.8
<b>TOTAL</b>		<b>19-0</b>	<b>139/7.3</b>	<b>19-39</b>	<b>.487</b>	<b>3-7</b>	<b>.429</b>	<b>7-13</b>	<b>.538</b>	<b>7</b>	<b>23</b>	<b>30</b>	<b>1.6</b>	<b>25-1</b>	<b>10</b>	<b>6</b>	<b>1</b>	<b>5</b>	<b>48</b>	<b>2.5</b>

### MORA SUPERLATIVES

	Season	Career
Games with 10+ Points	0	0
Games with 20+ Points	0	0
Games with 30+ Points	0	0
Games with 40+ Points	0	0
Games with 5+ Rebounds	0	1
Games with 10+ Rebounds	0	0
Games with 5+ Assists	0	0
Games with 10+ Assists	0	0
Games with 2+ Steals	0	2
Games with 5+ Steals	0	0
Games with 2+ Blocks	0	0
Games with 5+ Blocks	0	0
Double-Doubles	0	0
Games Led Team in Points	0	0
Games Led Team in Rebounds	0	1
Games Led Team in Assists	0	0
Games Led Team in Steals	0	2
Games Led Team in Blocks	0	1
Games Fouled Out	0	1







54

# MAYA PEAT

GRADUATE | 6-6 | CENTER | CHANDLER, ARIZ. | UAPB

## PEAT GAME-BY-GAME STATS

PPG	RPG	FG%	MIN/G
1.8	1.3	.222	7.5

#54 PEAT, Maya

Opponent	Date	GS	MIN	Total		3-Pointers		Free throws		Rebounds				PF	A	TO	BLK	STL	PTS	AVG
				FG-FGA	PCT	3FG-3FGA	PCT	FT-FTA	PCT	OFF	DEF	TOT	AVG							
New Mexico	11/12/2024		07:40	1-5	.200	0-0	.000	0-0	.000	0	0	0	0.0	0	0	1	0	0	2	2.0
Washington St.	11/16/2024		06:15	1-2	.500	0-0	.000	0-0	.000	0	1	1	0.5	3	0	1	1	0	2	2.0
Abilene Christian	11/19/2024		06:47	0-1	.000	0-0	.000	0-2	.000	0	0	0	0.3	0	0	1	0	1	0	1.3
New Orleans	11/23/2024		14:49	1-3	.333	0-0	.000	3-5	.600	0	2	2	0.8	4	0	2	1	2	5	2.3
vs Florida St.	11/28/2024		04:01	0-2	.000	0-0	.000	1-2	.500	1	2	3	1.2	0	0	1	1	0	1	2.0
vs Gonzaga	11/29/2024		08:24	0-1	.000	0-0	.000	2-2	1.000	1	1	2	1.3	1	0	0	0	1	2	2.0
vs Missouri St.	11/30/2024		04:54	0-1	.000	0-0	.000	0-0	.000	0	1	1	1.3	0	0	0	0	0	1.7	
at SMU	12/11/2024		07:07	1-3	.333	0-0	.000	0-0	.000	0	1	1	1.3	2	0	0	0	2	1.8	
<b>Totals</b>		<b>0</b>	<b>59:56</b>	<b>4-18</b>	<b>.222</b>	<b>0-0</b>	<b>.000</b>	<b>6-11</b>	<b>.545</b>	<b>2</b>	<b>8</b>	<b>10</b>	<b>1.3</b>	<b>10</b>	<b>0</b>	<b>6</b>	<b>3</b>	<b>4</b>	<b>14</b>	<b>1.8</b>

Player Averages

Games Played	Minutes/game	Points/game	FG Pct	3FG Pct	FT Pct	Rebounds/game	Assists/game	Turnovers/game	Assist/Turnover ratio	Steals/game	Blocks/game
8	7.5	1.8	22.2	0.0	54.5	1.3	0.0	0.8	0.0	0.5	0.4

### PEAT SEASON HIGHS

Points.....	5
Field Goals.....	1
Field Goal Attempts.....	5
3-Point Field Goals.....	N/A
3-Point Field Goal Attempts.....	N/A
Free Throws Made.....	3
Free Throw Attempts.....	5
Rebounds.....	3
Assists.....	N/A
Blocked Shots.....	1
Steals.....	2
Minutes.....	15

### PEAT CAREER HIGHS

Points.....	22, at McNeese, 12/31/23
Rebounds.....	21, 2x last at Prairie View, 1/10/22
Assists.....	4, vs. Mississippi Valley, 3/2/24
Steals.....	3, 2x last vs. Alabama State, 1/8/24
Blocks.....	7, vs. Bethune-Cookman, 1/22/24
FG Made.....	10, at McNeese, 12/31/23
FG Attempts.....	15, 2x last at Texas Southern, 1/13/24
FT Made.....	9, 2x last vs. Texas Southern, 1/7/23
FT Attempts.....	14, at Alabama State, 1/4/23
Minutes.....	37, at Prairie View, 1/10/22

### PEAT STREAKS (IN 2024-25)

Consecutive Games with a Three-Pointer.....	0
Consecutive Games with Double-Digit Scoring.....	0

## PEAT CAREER STATS

PEAT, Maya

SEASON	TEAM	GP-GS	MIN/AVG	Field Goals		3-Point		F-Throws		Rebounds				PF-FO		A	TO	BLK	STL	Scoring	
				FG-FGA	FG%	3FG-3FGA	3FG%	FT-FTA	FT%	OFF	DEF	TOT	AVG	P	F					PTS	AVG
2020-21	UAPB	21-4	297/14.2	51-104	.490	2-5	.400	19-31	.613	29	56	85	4.0	32-2	9	22	19	7	123	5.9	
2021-22	UAPB	29-23	619/21.3	80-169	.473	0-7	.000	54-83	.651	73	131	204	7.0	73-0	9	48	12	12	214	7.4	
2022-23	UAPB	31-21	673/21.7	98-206	.476	0-6	.000	84-145	.579	67	124	191	6.2	77-1	24	54	28	16	280	9.0	
2023-24	UAPB	33-24	722/21.9	129-256	.504	3-10	.300	84-139	.604	68	144	212	6.4	102-3	20	65	42	18	345	10.5	
2024-25	TTU	8-0	60/7.5	4-18	.222	0-0	.000	6-11	.545	2	8	10	1.3	10-0	0	6	3	4	14	1.8	
<b>TOTAL FOR TTU</b>	<b>8-0</b>	<b>60/7.5</b>	<b>4-18</b>	<b>.222</b>	<b>0-0</b>	<b>.000</b>	<b>6-11</b>	<b>.545</b>	<b>2</b>	<b>8</b>	<b>10</b>	<b>1.3</b>	<b>10-0</b>	<b>0</b>	<b>6</b>	<b>3</b>	<b>4</b>	<b>14</b>	<b>1.8</b>		
<b>TOTAL</b>	<b>122-72</b>	<b>2371/19.4</b>	<b>362-753</b>	<b>.481</b>	<b>5-28</b>	<b>.179</b>	<b>247-409</b>	<b>.604</b>	<b>239</b>	<b>463</b>	<b>702</b>	<b>5.8</b>	<b>294-6</b>	<b>62</b>	<b>195</b>	<b>104</b>	<b>57</b>	<b>976</b>	<b>8.0</b>		

### PEAT SUPERLATIVES

	Season	Career
Games with 10+ Points	0	49
Games with 20+ Points	0	3
Games with 30+ Points	0	0
Games with 40+ Points	0	0
Games with 5+ Rebounds	0	71
Games with 10+ Rebounds	0	18
Games with 20+ Rebounds	0	2
Games with 5+ Assists	0	0
Games with 10+ Assists	0	0
Games with 2+ Steals	1	12
Games with 5+ Steals	0	0
Games with 2+ Blocks	0	23
Games with 5+ Blocks	0	1
Double-Doubles	0	15
Games Led Team in Points	0	16
Games Led Team in Rebounds	0	23
Games Led Team in Assists	0	1
Games Led Team in Steals	0	7
Games Led Team in Blocks	0	34
Games Fouled Out	0	6

## QUARTER SCHOOL RECORDS

### SINGLE QUARTER

Points	37, 2x last in 2nd quarter, vs. UTRGV (11/7/23)
Low Points	3, vs. Baylor (2/10/21)
Points Allowed	35, 1st quarter, vs. Iowa State (1/3/20)
Low Points Allowed	0, 1st quarter, vs. TAMU-Commerce (11/17/23)
Rebounds	21, 3rd quarter, vs. New Mexico (11/20/16)
Offensive Rebounds	10, 1st quarter vs. Northwestern State (11/22/19)
Assists	12, 1st quarter, vs. UTSA (12/29/19)
Steals	8, 3rd quarter, vs. SE Louisiana (11/21/15)
Turnovers	11, 1st quarter vs. UCF (2/10/24)
Blocks	7, 3rd quarter, vs. Louisiana-Monroe (12/22/19)
FGs Made	15, vs. Prairie View A&M (12/13/17)
FGs Attempted	24, 5x, last: 3rd quarter vs. Kansas (2/12/20)
FG Percentage	.900 (9-10), 4th vs. Oklahoma State (1/1/17); .900 (9-10) 1st vs. OSU (2/1/23)
Low FG Percentage	.083 (1-12) vs. Baylor (2/10/21)
3-PT Made	8, 3x; last: vs. Oklahoma State (2/1/20)
3-PT Attempted	16, 1st quarter at Baylor (1/25/20)
3-PT Percentage	1.000 (3-3), 3rd quarter at Texas (2/21/24)
FTs Made	18, 4th quarter, vs. TCU (3/3/17)
FT Attempted	22, 4th quarter, vs. TCU (3/3/17)
FT Percentage	1.000, several times

### FIRST QUARTER

Points	33, vs. North Dakota (11/13/16)
Rebounds	19, 2x; last coming at TCU (1/8/20)
Offensive Rebounds	10, vs. Northwestern State (11/22/19)
Assists	12 vs. UTSA (12/29/19)
Steals	7, 2x, last coming vs. Prairie View A&M (11/29/16)
Blocks	4, last vs. Abilene Christian (11/19/24)

### SECOND QUARTER

Points	37, 2x last vs. UTRGV (11/7/23)
Rebounds	18 vs. Incarnate Word (12/29/20)
Offensive Rebounds	9, vs. Idaho State (11/24/15)
Assists	10, vs. Florida A&M (11/18/19)
Steals	6, 3x, last coming vs. Prairie View A&M (12/17/19)
Blocks	5, 3x, last coming vs. Louisiana-Monroe (12/22/19)

### THIRD QUARTER

Points	36 vs. Oklahoma State (2/1/20)
Rebounds	21, vs. New Mexico (11/20/16)
Offensive Rebounds	8, 2x, last coming vs. Texas A&M-CC (11/20/18)
Assists	11 vs. Oklahoma State (2/1/20)
Steals	8, vs. SE Louisiana (11/21/15)
Blocks	7, vs. Louisiana-Monroe (12/22/19)

### FOURTH QUARTER

Points	36, vs. UTSA (12/29/19)
Rebounds	19, vs. SE Louisiana (11/21/15)
Offensive Rebounds	9, at Oklahoma State (1/2/21)
Assists	11 vs. UTSA (12/29/19)
Steals	6, 2x last vs. Oregon State (12/20/23)
Blocks	5, 2x, last coming vs. Louisiana-Monroe (12/22/19)





## LAST TIME TEXAS TECH...

TEAM		TEAM (CONT.)	
Scored 80+ points	93, vs. Sam Houston (12/5/23)	Shot → 80% FTs	90.0 (9-10), at SMU (12/11/24)
Scored 85+ points	93, vs. Sam Houston (12/5/23)	Shot → 90% FTs	90.0 (9-10), at SMU (12/11/24)
Scored 90+ points	93, vs. Sam Houston (12/5/23)	Shot → 95% FTs	95.2 (20-21), vs. Kansas (1/6/24)
Scored 95+ points	95, vs. UTRGV, (11/7/23)	Shot ← 50% FTs	50.0 (12-24), vs. Washington State (11/16/24)
Scored 100+ points	100 vs. Incarnate Word (12/29/20)	Had 45+ rebounds	46, vs. Tulsa (12/19/23)
Scored ← 50 points	49, vs. Kansas State, (3/2/24)	Had 50+ rebounds	56, vs. TAMU-Commerce (11/17/23)
Scored ← 40 points	32, at Baylor (2/18/24)	Had 60+ rebounds	71, vs. New Mexico (11/20/16)
Allowed 80+ points	82, at WVU, (2/6/24)	Had 70+ rebounds	71, vs. New Mexico (11/20/16)
Allowed 85+ points	86, at Oklahoma State, (2/1/23)	Had 15+ off. reb.	19, vs. SFA, (12/3/24)
Allowed 90+ points	97 vs. Oklahoma (1/2/22)	Had 20+ off. reb.	22, vs. Tulsa (12/19/23)
Allowed 95+ points	97 vs Oklahoma (1/2/22)	Had 25+ off. reb.	29, at Nevada (12/15/18)
Allowed 100+ points	100 vs. Baylor (3/9/19)	Allowed 45+ reb.	52, at SMU (12/11/24)
Allowed ← 50 points	40, vs. Houston Christian (11/7/24)	Allowed 50+ reb.	52, at SMU (12/11/24)
Allowed ← 40 points	35, vs. UIW (12/13/23)	Allowed 15+ off. reb.	22, at SMU (12/11/24)
Scored 25+ in a QTR	25 (3rd), vs. SFA, (12/3/24)	Allowed 20+ off. reb.	22, at SMU (12/11/24)
Scored 30+ in a QTR	31 (1st), vs. Houston (12/30/23)	Allowed 25+ off. reb.	26, vs. UTA (12/22/16)
Scored ← 10 in a QTR	6 (2nd), vs. Gonzaga (11/30/24)	Had 20+ assists	21, vs. UIW (12/13/23)
Allowed 25+ in a QTR	25 (4th), at Texas, (2/21/24)	Had 25+ assists	25, vs. Sam Houston (12/5/23)
Allowed 30+ in a QTR	30 (3rd), at WVU, (2/6/24)	Had 30+ assists	32, vs. Oklahoma State (2/1/20)
Allowed ← 10 in a QTR	5 (2nd), vs. Gonzaga (11/30/24)	Had ← 15 turnovers	10, at SMU (12/11/24)
Allowed ← 5 in a QTR	2 (2nd), vs. Abilene Christian (11/19/24)	Had ← 10 turnovers	9, vs. Houston (3/7/24)
Scored 40+ in a half	41 (2nd), vs. SFA, (12/3/24)	Had ← 5 turnovers	2, vs. Angelo State (12/9/20)
Scored 50+ in a half	51 (1st), vs. Houston (12/30/23)	Had 20+ turnovers	23, vs. SFA, (12/3/24)
Scored 60+ in a half	62, 1st, vs. UTRGV, (11/7/23)	Had 25+ turnovers	25, vs. Florida State (11/28/24)
Scored ← 20 in a half	17 (1st), vs. Kansas State, (3/2/24)	Had 30+ turnovers	30, at West Virginia (1/24/18)
Allowed 40+ in a half	43 (2nd), vs. SFA, (12/3/24)	Forced 20+ turnovers	20, at SMU (12/11/24)
Allowed 50+ in a half	51 (2nd), at Oklahoma (1/11/23)	Forced 25+ turnovers	26, vs. New Orleans, (11/23/24)
Allowed ←20 in a half	16 (1st), vs. Abilene Christian (11/19/24)	Had 10+ steals	13, vs. SFA, (12/3/24)
Shot → 60% FGs	61.5 at Louisiana (11/20/22)		
Shot ← 30% FGs	27.1 (13-48), vs. Kansas State, (3/2/24)		
Shot → 50% 3PT	52.6 (10-19), vs. Houston (12/30/23)		
Shot ← 25% 3PT	18.2 (2-11), vs. Missouri State, (11/30/24)		
Made 20+ FTs	20, vs. UIW (11/4/24)		
Made 25+ FTs	26, vs. Rutgers, (11/24/23)		
Made 30+ FTs	34, vs. Mercer (11/26/22)		
Attempted 30+ FTs	38, vs. Mercer (11/26/22)		
Attempted 40+ FTs	41, vs. Colorado (11/16/22)		



## LAST TIME TEXAS TECH...

### INDIVIDUAL

Scored 25+ points	32, Jasmine Shavers, vs. Missouri State, (11/30/24)
Scored 30+ points	32, vs. Missouri State, (11/30/24)
Scored 35+ points	37, Bre'Amber Scott, at Kansas State (1/14/23)
Scored 40+ points	40, Brittany Brewer vs. Oklahoma (3/8/19)
Scored 45+ points	47, Alicia Thompson vs. Texas (2/5/97)
Scored 50+ points	53, Sheryl Swoopes vs. Texas (3/13/93)

Had 6+ players in double-figures	6 vs. Prairie View A&M (12/17/19)
Had 3+ players with a double-double	3 vs. Oklahoma State (2/1/20)
	Brittany Brewer, Chrislyn Carr, Sydney Goodson
Had 2+ players score 20+	27, Jasmine Shavers, 22, Bailey Maupin at Texas, (2/21/24)
Had 2+ players score 25+	37, Bre'Amber Scott, 26, Jasmine Shavers vs. Kansas State (1/14/23)

Scored 10+ in a QTR	13 (Jasmine Shavers, 4th Q), vs. Missouri State, (11/30/24)
Had two players score 10+ in a QTR	12, Bailey Maupin and 11, Rhyle McKinney 3rd vs. Alabama State (12/1/22)
Scored 15+ in a QTR	19, Brittany Brewer ; 2nd, vs. Houston Baptist (11/24/18)
Scored 20+ in a half	21, Jasmine Shavers, 2nd half, vs. Missouri State, (11/30/24)

Shot → 75% FGs (min. 5 att.)	.833 (5-6) Loghan Johnson, vs. Houston (1/24/24)
Shot → 75% 3PT (min. 4 att.)	.750 (3-4) Jada Wynn vs. SFA, (12/3/24)

Made 10+ FGs	10, Jasmine Shavers, vs. Missouri State, (11/30/24)
Made 15+ FGs	16, Brittany Brewer vs. Oklahoma (3/8/19)

Made 10+ FTs	Bailey Maupin, 10, vs. Rutgers, (11/24/23)
--------------	--

Had 15+ rebounds	17, Taylah Thomas vs. Ball State (11/26/21)
Had 20+ rebounds	20, Zuri Sanders vs. Southern (12/18/18)
Had 25+ rebounds	27, Carolyn Thompson vs. Rice (1/29/82)

Had 10+ assists	11, Bailey Maupin vs. Sam Houston (12/5/23)
Had 15+ assists	15, Eryka Sidney vs. Abilene Christian (12/29/18)
Had 5+ steals	5, Jordyn Merritt, vs. SFA, (12/3/24)
Had 7+ steals	7, Alexis Tucker vs. Arkansas-Pine Bluff (12/20/19)
Had 15+ steals	15, Carolyn Thompson vs. West Texas State (1/12/82)

Had 7+ turnovers	7, Bailey Maupin, vs. SFA, (12/3/24)
Had 5+ blocks	6, Sarengbe Sanogo, vs. Abilene Christian (11/19/24)
Had 10+ blocks	16, Brittany Brewer vs. Louisiana-Monroe (12/22/19)

### OPPONENT INDIVIDUAL

Scored 30+ points	30, Ta'Niya Latson vs. Florida State (11/28/24)
Scored 35+ points	44, Taeler Deer vs. Texas State (11/12/17)
Scored 40+ points	44, Taeler Deer vs. Texas State (11/12/17)

Had 15+ rebounds	17, Nora Francois vs. New Orleans, (11/23/24)
Had 20+ rebounds	22, Courtney Paris at Oklahoma (2/22/08)

Had 10+ assists	11, Talia von Oelhoffen (12/20/23)
Had 15+ assists	16, Teresa Witherspoon at Louisiana Tech (2/1/86)

Had 5+ steals	5, Ashlyn Traylor-Walker, vs. SFA, (12/3/24)
Had 10+ steals	10, Nicole Purdue vs. TCU (3/9/94)

Had 5+ blocks	5, Sedona Prince at TCU (2/28/24)
Had 7+ blocks	7, Ayoka Lee vs. Kansas State (3/11/21)

Had 6+ turnovers	7, Allie Turner vs. Gonzaga (11/30/24)
Had 8+ turnovers	8, Payton Hull vs. Abilene Christian (11/19/24)

Made buzzer beater to win	Tiffany Bias vs. Oklahoma State (2/23/14)
---------------------------	---



# CAREER PROGRAM RECORDS

## CAREER SCORING (1,000+) //

1.	2,655	Carolyn Thompson	80-84
2.	2,156	Alicia Thompson	94-98
3.	2,134	Michi Atkins	92-96
4.	1,768	Jia Perkins	00-04
5.	1,645	Sheryl Swoopes	91-93
6.	1,602	Plenette Pierson	99-03
7.	1,580	Gwen McCray	79-83
8.	1,571	Alesha Robertson	03-07
9.	1,513	Reena Lynch	86-90
10.	1,497	Rene Hanebutt	95-99
11.	1,464	Brittany Brewer	16-20
12.	1,408	Jennifer Buck	88-92
13.	1,364	Kierra Mallard	08-12
14.	1,324	Krista Kirkland	89-93
15.	1,317	LaToya Davis	02-06
16.	1,315	Stacey Siebert	86-90
17.	1,270	Jordan Murphree	06-10
18.	1,210	Noel Johnson	91-95
19.	1,192	Julie Lake	95-99
20.	1,172	Ivonne CookTaylor	13-17
21.	1,131	Angie Brazziel	97-99
22.	1,130	Jill Owens	75-79
23.	1,108	Carol Dudensing	75-78
	1,108	Erin Grant	02-06
25.	1,100	Cisti Greenwalt	01-05
26.	1,096	Chynna Brown	09-13
27.	1,075	Karla Kitten	76-78
28.	1,070	Connie Robinson	93-95
29.	1,064	Lisa Logsdon	83-87
30.	1,056	Casey Morris	10-13
31.	1,038	Amber Battle	11-15
32.	1,010	Chrislyn Carr	18-20
	1,010	Camile Franklin	84-86
34.	1,008	Keitha Dickerson	96-00

## POINTS PER GAME //

1.	24.9	Sheryl Swoopes	91-93
2.	21.9	Carolyn Thompson	80-84
3.	20.0	Vivian Gray	20-22
4.	17.4	Angie Brazziel	97-99
5.	17.3	Connie Robinson	93-95
6.	16.9	Alicia Thompson	94-98
7.	16.3	Tricia Clay	84-86
8.	15.7	Michi Atkins	92-96
9.	15.5	Chrislyn Carr	18-20
10.	15.4	Plenette Pierson	99-03
	15.4	Jia Perkins	00-04

## FIELD GOALS MADE //

1.	1013	Carolyn Thompson	80-84
2.	865	Alicia Thompson	94-98
3.	822	Michi Atkins	92-96
4.	725	Sheryl Swoopes	91-93
5.	724	Jia Perkins	00-04
6.	682	Gwen McCray	79-83
7.	625	Brittany Brewer	16-20
8.	611	Reena Lynch	86-90
9.	602	Plenette Pierson	99-03
10.	562	Jennifer Buck	88-92

## FIELD GOAL ATTEMPTS //

1.	1,944	Carolyn Thompson	80-84
2.	1,716	Alicia Thompson	94-98
3.	1,645	Sheryl Swoopes	91-93
4.	1,630	Jia Perkins	00-04
5.	1,556	Michi Atkins	92-96
6.	1,482	Gwen McCray	79-83
7.	1,371	Alesha Robertson	03-07
8.	1,329	Kierra Mallard	08-12
9.	1,297	Reena Lynch	86-90
10.	1,256	Ivonne CookTaylor	13-17

## FIELD GOAL PERCENTAGE //

1.	.602	LaToya Davis	(530-880, 02-06)
2.	.593	Janice Farris	(195-329, 90-94)
3.	.584	Jazmaine Lewis	(101-173, 2022-24)
4.	.579	Julia Koncak	(371-641, 83-87)
5.	.562	Connie Robinson	(426-758, 93-95)
6.	.556	Cynthia Clinger	(198-356, 91-93)
7.	.545	Melinda White	(238-537, 92-96)
8.	.543	Tanisha Ellison	(180-331, 98-02)
9.	.542	Tricia Clay	(400-738, 84-86)
10.	.531	Carolyn Thompson	(1013-1944, 80-84)
11.	.527	Sheryl Swoopes	(621-1179, 91-93)

## 3-PT FIELD GOALS MADE //

1.	282	Rene Hanebutt	95-99
2.	256	Noel Johnson	91-95
3.	220	Krista Kirkland	89-93
4.	189	Natalie Ritchie	00-04
5.	183	Alesha Robertson	03-07
6.	177	Casey Morris	10-13

## 3-PT FIELD GOAL ATTEMPTS //

1.	691	Rene Hanebutt	95-99
2.	603	Noel Johnson	91-95
3.	554	Natalie Ritchie	00-04
4.	528	Krista Kirkland	89-93
5.	516	Casey Morris	10-13
6.	501	Alesha Robertson	03-07

## 3-PT FIELD GOAL PERCENTAGE (MIN. 12 MADE) //

1.	.459	Lexy Hightower	(39-85, 21-22)
2.	.444	Vicky McKenzie	(24-54, 86-88)
3.	.443	Karen Farst	(124-248, 87-90)
4.	.429	Kelsi Baker	(12-28, 10-12)
5.	.417	Krista Kirkland	(220-528, 89-93)
6.	.414	Chynna Brown	(48-116, 12-13)
7.	.411	Noel Johnson	(256-623, 91-95)
8.	.410	Sheryl Swoopes	(57-139, 91-93)

## FREE THROWS MADE //

1.	692	Carolyn Thompson	80-84
2.	490	Michi Atkins	92-96
3.	402	Alicia Thompson	94-98
4.	398	Plenette Pierson	99-03
5.	350	Alesha Robertson	03-07
6.	346	Sheryl Swoopes	91-93
7.	311	Rene Hanebutt	95-99
8.	291	Reena Lynch	86-90
9.	277	Stacey Siebert	86-90
10.	274	Jennifer Buck	88-92

## FREE THROW ATTEMPTS //

1.	986	Carolyn Thompson	80-84
2.	715	Michi Atkins	92-96
3.	644	Plenette Pierson	98-03
4.	604	Alicia Thompson	94-98
5.	463	Keitha Dickerson	96-00
6.	447	Reena Lynch	86-90
7.	443	Alesha Robertson	03-07
8.	441	Stacey Siebert	86-90
9.	419	LaToya Davis	02-06
10.	410	Sheryl Swoopes	91-93

## FREE THROW PERCENTAGE (MIN. 98 MADE) //

1.	.844	Sheryl Swoopes	(346-410, 91-93)
2.	.843	Tilmila Martin	(150-178, 08-10)
3.	.835	Lisa Logsdon	(116-139, 83-87)
4.	.834	Natalie Ritchie	(156-187, 00-04)
5.	.829	Julie Lake	(204-246, 95-99)
6.	.827	Rene Hanebutt	(311-376, 95-99)
7.	.810	Christine Hyde	(98-121, 12-13)
8.	.802	Erin Grant	(271-338, 02-06)
9.	.801	Casey Morris	(177-221, 10-13)

## BLOCKED SHOTS //

1.	300	Cisti Greenwalt	01-05
2.	289	Brittany Brewer	16-20
3.	215	Kierra Mallard	08-12
4.	191	Crystal Boles	94-98
5.	174	Carolyn Thompson	80-84
6.	154	Stacey Siebert	86-90
7.	135	Gwen McCray	79-83
8.	117	Tami Wilson	90-92
	117	Angie Brazziel	97-99
	117	Erin Myrick	04-08

## REBOUNDS //

1.	1,247	Carolyn Thompson	80-84
2.	953	Alicia Thompson	94-98
3.	933	Kierra Mallard	08-12
4.	927	Michi Atkins	92-96
5.	924	Gwen McCray	79-83
6.	907	Brittany Brewer	16-Pres.
7.	887	Reena Lynch	86-90
8.	869	LaToya Davis	02-06
9.	843	Keitha Dickerson	96-00
10.	789	Cisti Greenwalt	01-05

## REBOUNDING AVERAGE //

1.	10.31	Carolyn Thompson	(1247rb/121g)
2.	9.72	Tami Wilson	(603rb/62g)
3.	8.72	Gwen McCray	(924rb/106g)
4.	8.21	Reena Lynch	(887rb/108g)
5.	8.08	Dominic Seals	(517rb/64g)
6.	8.00	Sheryl Swoopes	(528rb/66g)
7.	7.93	Kathy Freberg	(484rb/61g)
8.	7.62	Angie Brazziel	(495rb/65g)
9.	7.57	Plenette Pierson	(787rb/104g)
10.	7.52	Kierra Mallard	(933rb/124g)

## ASSISTS //

1.	844	Erin Grant	02-06
2.	603	Melinda Schmucker-Pharies	96-00
3.	553	Krista Kirkland	89-93
4.	514	Monique Smalls	09-13
5.	482	Camille Franklin	82-86
6.	441	Julie Lake	95-99
7.	410	Noel Johnson	91-95
8.	391	Katrisa O'Neal	97-01
9.	376	Jia Perkins	00-04
10.	365	Tabitha Truesdale	93-95

## STEALS //

1.	352	Katrisa O'Neal	97-01
2.	305	Jia Perkins	00-04
3.	303	Camille Franklin	83-86
	303	Monique Smalls	09-13
5.	264	Noel Johnson	91-95
6.	237	Carolyn Thompson	80-84
7.	226	Sheryl Swoopes	91-93



# SEASON PROGRAM RECORDS

## SEASON SCORING (500+) //

1.	955	Sheryl Swoopes	92-93
2.	719	Alicia Thompson	97-98
3.	707	Carolyn Thompson	83-84
4.	699	Carolyn Thompson	82-83
5.	690	Sheryl Swoopes	91-92
	690	Angie Braziel	98-99
7.	686	Alicia Thompson	96-97
8.	670	Michi Atkins	95-96
	670	D'Lynn Brown	77-78
10.	647	Michi Atkins	94-95
	647	Karla Kitten	76-77
12.	639	Carolyn Thompson	81-82
13.	624	Plenette Pierson	02-03
14.	616	Connie Robinson	93-94
15.	610	Carolyn Thompson	80-81
16.	591	Marilyn Payton	77-78
17.	558	Chrislyn Carr	18-19
18.	556	Alicia Thompson	95-96
	556	Jia Perkins	02-03
20.	549	LaToya Davis	05-06
21.	546	Bre'Amber Scott	22-23
22.	508	Jasmine Shavers	23-24

## POINTS PER GAME //

1.	28.1	Sheryl Swoopes	92-93
2.	23.7	Alicia Thompson	96-97
3.	23.6	Carolyn Thompson	83-84
4.	23.2	Alicia Thompson	97-98
5.	22.6	Carolyn Thompson	82-83
6.	21.6	Sheryl Swoopes	91-92
7.	21.3	Carolyn Thompson	81-82
8.	20.9	Michi Atkins	95-96
9.	20.3	Carolyn Thomson	80-81
	20.3	Angie Braziel	98-99

## FIELD GOALS MADE //

1.	356	Sheryl Swoopes	93-92
2.	299	Alicia Thompson	97-98
3.	294	Angie Braziel	98-99
4.	288	Carolyn Thompson	83-84
5.	270	Karla Kitten	76-77
6.	264	Alicia Thompson	96-97
7.	265	Sheryl Swoopes	91-92
8.	259	Michi Atkins	94-95
9.	257	Carolyn Thompson	82-83
10.	248	Michi Atkins	95-96

## FIELD GOAL ATTEMPTS //

1.	652	Sheryl Swoopes	92-93
2.	597	Carolyn Thompson	80-81
3.	585	Angie Braziel	98-99
4.	563	Jia Perkins	02-03
5.	551	Alicia Thompson	97-98
6.	546	Alicia Thompson	96-97
7.	542	Chrislyn Carr	18-19
8.	527	Sheryl Swoopes	91-92
9.	509	Jia Perkins	01-02
10.	502	Carolyn Thompson	83-84

## FIELD GOAL PERCENTAGE (MIN. 50 MADE) //

1.	.629	Julia Koncak	(154-245, 86-87)
2.	.617	Janice Farris	(79-128, 92-93)
3.	.613	LaToya Davis	(157-256, 04-05)
4.	.609	Jazmaine Lewis	(81-133, 22-23)
5.	.601	LaToya Davis	(98-163, 03-04)
6.	.600	Ella Tofaeono	(72-120, 21-22)
7.	.597	LaToya Davis	(218-365, 05-06)
8.	.594	LaToya Davis	(57-96, 02-03)
9.	.593	Keitha Dickerson	(73-123, 96-97)
10.	.588	Michi Atkins	(112-208, 92-93)

## 3-PT FIELD GOALS MADE //

1.	107	Rene Hanebutt	98-99
2.	96	Noel Johnson	93-94
3.	91	Noel Johnson	94-95
4.	79	Rene Hanebutt	96-97
5.	78	Chrislyn Carr	18-19
6.	76	Recee' Caldwell	16-17
7.	72	Krista Kirkland	91-92
8.	71	Krista Kirkland	92-93
9.	66	Amber Tarr	01-02
	66	Casey Morris	12-13

## 3-PT FIELD GOAL ATTEMPTS //

1.	261	Rene Hanebutt	98-99
2.	253	Chrislyn Carr	18-19
3.	221	Noel Johnson	94-95
4.	219	Noel Johnson	93-94
5.	209	Recee' Caldwell	16-17
6.	194	Casey Morris	12-13
7.	187	Natalie Ritchie	02-03
8.	183	Rene Hanebutt	96-97

## 3-PT FIELD GOAL PERCENTAGE (MIN. 20 MADE) //

1.	.511	Stephanie Scott	(24-47, 93-94)
2.	.460	Noel Johnson	(23-50, 91-92)
3.	.459	Lexy Hightower	(39-85, 21-22)
4.	.449	Karen Farst	(53-118, 88-89)
5.	.448	Stephanie Scott	(22-49, 92-93)

## FREE THROWS MADE //

1.	211	Sheryl Swoopes	92-93
2.	185	Carolyn Thompson	82-83
3.	183	Carolyn Thompson	81-82
4.	174	Michi Atkins	95-96
5.	169	Bre'Amber Scott	22-23
6.	148	Plenette Pierson	02-03
	148	Dominic Seals	07-08
8.	144	Tabitha Truesdale	94-95
9.	143	Alicia Thompson	96-97
10.	135	Sheryl Swoopes	91-92

## FREE THROW ATTEMPTS //

1.	342	Sheryl Swoopes	92-93
2.	302	Carolyn Thompson	81-82
3.	287	Carolyn Thompson	82-83
4.	251	Michi Atkins	95-96
5.	233	Plenette Pierson	02-03
6.	212	Carolyn Thompson	80-81
7.	210	Bre'Amber Scott	22-23
8.	207	Dominic Seals	07-08
9.	205	Plenette Pierson	00-01
10.	204	Alicia Thompson	96-97

## FREE THROW PERCENTAGE (MIN. 35 MADE) //

1.	.920	Karen Farst	(62-68, 89-90)
2.	.897	Lexy Hightower	(35-39, 21-22)
3.	.892	Larryn Brooks	(58-65, 16-17)
4.	.881	Chynna Brown	(37-42, 10-11)
5.	.873	Natalie Ritchie	(62-71, 01-02)
6.	.871	Arella Guirantes	(54-62, 16-17)
7.	.868	Sheryl Swoopes	(211-243, 92-93)
8.	.866	Alesha Robertson	(71-82, 04-05)
	.866	Tilmila Martin	(71-82, 08-09)
10.	.858	Bailey Maupin	(127-148, 23-24)

## BLOCKED SHOTS //

1.	127	Brittany Brewer	19-20
2.	105	Cisti Greenwalt	04-05
3.	90	Crystal Boles	96-97
4.	78	Cisti Greenwalt	02-03
5.	75	Tami Wilson	90-91
6.	71	Brittany Brewer	18-19
7.	66	Kierra Mallard	10-11
8.	64	Angie Braziel	98-99
9.	62	Crystal Boles	95-96
10.	61	Kierra Mallard	11-12

## REBOUNDS //

1.	360	Carolyn Thompson	80-81
2.	355	Pam Stone	79-80
3.	336	D'Lynn Brown	77-78
4.	331	Carolyn Thompson	81-82
5.	330	Keitha Dickerson	99-00
6.	317	Michi Atkins	95-96
7.	313	Zuri Sanders	18-19
8.	312	Sheryl Swoopes	92-93
9.	305	LaToya Davis	05-06
10.	299	Brittany Brewer	19-20

## REBOUNDING AVERAGE //

1.	12.0	Carolyn Thompson	(360 rb/30g)
2.	11.0	Carolyn Thompson	(331 rb/30g)
3.	10.5	LaToya Davis	(305 rb/29g)
4.	10.4	Stacey Siebert	(291 rb/28g)
	10.4	Zuri Sanders	(313 rb/30g)
5.	10.1	Pam Stone	(355 rb/35g)
6.	10.0	Keitha Dickerson	(330 rb/33g)
7.	9.9	Michi Atkins	(317 rb/32g)
8.	9.6	Alicia Thompson	(279 rb/29g)
9.	9.17	Sheryl Swoopes	(312 rb/34g)
10.	9.13	Carolyn Thompson	(283 rb/31g)

## ASSISTS //

1.	281	Tabitha Truesdale	94-95
2.	228	Erin Grant	02-03
3.	218	Erin Grant	04-05
4.	215	Erin Grant	03-04
5.	188	Melinda Schmucker	98-99
6.	187	Melinda Schmucker-Pharies	99-00
7.	183	Erin Grant	05-06
8.	181	Krista Kirkland	92-93
9.	179	Krista Kirkland	91-92
10.	178	Camille Franklin	85-86

## STEALS //

1.	121	Louise Davis	79-80
	121	Karla Kitten	76-77
3.	116	Sheryl Swoopes	92-93
4.	110	Sheryl Swoopes	91-92
5.	107	Tabitha Truesdale	94-95
6.	104	Katrisa O'Neal	99-00
7.	95	Nikki Heath	94-95
	95	Monique Smalls	11-12
9.	94	Katrisa O'Neal	98-99
10.	92	Camille Franklin	85-86
	92	Monique Smalls	10-11

# CAREER PROGRAM RECORDS

## INDIVIDUAL

### SINGLE GAME

Points	53, Sheryl Swoopes vs. Texas (3-13-93)
Field Goals Made	18, Sheryl Swoopes vs. Texas (3-13-93)
	18, Alicia Thompson vs. Texas (2-5-97)
Field Goals Attempted	31, Sheryl Swoopes vs. Texas (3-13-93)
Field Goal Percentage	several at 1.000 the most being 8-8
	1.000, (8-8) Kilah Freelon, vs. Sam Houston (12/5/23)
3-Point Field Goals Made	9, Alesha Robertson vs. Miami (12-6-04)
	9, Christlyn Carr at Nevada (12-15-18)
3-Point Field Goal Attempts	21, Christlyn Carr at Nevada (12-15-18)
3-Point Field Goal Pct.	several at 1.000 percent the most being 6-6
	1.000, (6-6) Amber Battle vs. West Virginia (1-28-15)
Free Throws Made	19, Sheryl Swoopes vs. Houston (1-25-92)
Free Throw Attempts	20, Sheryl Swoopes vs. Houston (1-25-92)
Free Throw Percentage	several at 1.000, the most being 13-13
	1.000, (13-13) Bailey Maupin vs. Mercer (11-26-22)
Blocked Shots	16, Brittany Brewer vs. Louisiana-Monroe (12-22-19)
Rebounds	27, Carolyn Thompson vs. Rice (1-29-82)
Assists	17, Melinda Schmucker vs. Grambling (3-13-98)
Steals	15, Carolyn Thompson vs. West Texas State (1-12-82)

### SEASON

Points	955, Sheryl Swoopes (1992-93)
Field Goals Made	356, Sheryl Swoopes (1992-93)
Field Goals Attempted	652, Sheryl Swoopes (1992-93)
Field Goal Percentage	.629, (154-245), Julia Koncak (1986-87)
3-Point Goals Made	107, Rene Hanebutt (1998-99)
3-Point Field Goal Attempts	261, Rene Hanebutt (1998-99)
3-Point Field Goal Percentage	.511 (24-47), Noel Johnson (1994-95)
Free Throws Made	211, Sheryl Swoopes (1992-93)
Free Throw Attempts	302, Carolyn Thompson (1981-82)
Free Throw Percentage	.920, (62-68), Karen Farst (1989-90)
Blocked Shots	127, Brittany Brewer (2019-20)
Rebounds	360, Carolyn Thompson (1980-81)
Assists	281, Tabitha Truesdale (1994-95)
Steals	121, Louise Davis (1979-80)

### CAREER

Points	2,655, Carolyn Thompson (1980-84)
Field Goals Made	1,013, Carolyn Thompson (1980-84)
Field Goals Attempted	1,944, Carolyn Thompson (1980-84)
Field Goal Percentage	.602 (530-880), LaToya Davis (2002-06)
Three-Point Goals Made	282, Rene Hanebutt (1995-99)
Three-Point Field Goal Attempts	691, Rene Hanebutt (1995-99)
Three-Point Field Goal Pct.	.444 (24-54), Vicky McKenzie (1986-88)
Free Throws Made	692, Carolyn Thompson (1980-84)
Free Throw Attempts	986, Carolyn Thompson (1980-84)
Free Throw Percentage	.844 (346-410), Sheryl Swoopes (1991-93)
Blocked Shots	300, Cisti Greenwalt (2001-05)
Rebounds	1,247, Carolyn Thompson (1980-84)
Assists	844, Erin Grant (2002-06)
Steals	352, Katrisa O'Neal (1997-01)

## TEAM

### SINGLE GAME

Points	125, vs. Central State Oklahoma (1-18-80)
Points Allowed	113, to Wayland Baptist (2-25-78)
Fewest Points	30, vs. Wayland Baptist (2-28-76)
Rebounds	71, vs. New Mexico (11-20-16)
Offensive Rebounds	30, vs. New Mexico State (12-3-91)
Defensive Rebounds	49, vs. New Mexico (11-20-16)
Field Goals Made	51, vs. Central State Oklahoma (1-18-90)
Field Goal Attempts	93, vs. Northern Colorado (1-11-80)
Field Goal Percentage	.698 (30-43), vs. Rice (3-4-87)
Worst Field Goal Percentage	.231 (12-52), at Baylor (2-2-19)
Most 3-Point Field Goals Made	20 vs. Oklahoma State (2-1-20)
Most 3-Point Field Goal Attempts	37 at Iowa State (1-29-19)
Best 3-Point Field Goal Percentage	1.000 (3-3), vs. USC (12-22-00)
Worst 3-Point Field Goal Percentage	.000, several times
Free Throws	36: twice, (36 of 41), last vs. Colorado (11-16-22)
Personal Fouls	31, 2x, vs. Angelo State (11-21-81) & vs. UIW (11-4-24)
Fewest Personal Fouls	6 several times
	last coming vs. Incarnate Word (12-29-20)
Assists	40, vs. Rice (2-18-84)
Turnovers	41, vs. Western Texas (11-6-79)
Fewest Turnovers	2, vs. Savannah State (1-2-10)
	2, vs. Angelo State (12-10-20)
Steals	47, vs. Central State Oklahoma (1-18-80)
Blocked Shots	20 vs. Louisiana-Monroe (12-22-19)
Victory Margin	77 (125-48), vs. Central State (11-18-80)
Worst Loss	76 (106-30), vs. Wayland Baptist (2-28-76)
Largest Combined Score	188: Tech 90-Texas A&M 98 (11-17-16)
	188: Tech 104-Oklahoma 84 (3-8-19)
	188: Tech 109-Oklahoma State 79 (2-1-20)
	188: Tech 91, Oklahoma 97
Lowest Combined Score	85: Tech 50-Nebraska 35 (2-26-03)

### SEASON

Points	3,291 (45 games) (1977-78)
Scoring Average	86.0 (1992-93)
Lowest Scoring Average	58.1 (2013-14)
Opponents Highest Scoring Average	75.2 (2017-18)
Opponents Lowest Average	56.9 (2010-11)
Field Goals Made	1,139 (1994-95)
Field Goal Attempts	2,396 (1979-80)
Field Goal Percentage	.516 (1985-86)
Worst Field Goal Percentage	.369 (2013-14)
3-Point Field Goal Percentage	.457 (1988-89)
Worst 3-Point Field Goal Percentage	.278 (2013-14)
Free Throws Made	606 (1994-95)
Free Throw Attempts	953 (1994-95)
Free Throw Percentage	.763 (2023-24)
Rebounds	1,688 (45.6) (1995-96)
Assists	769 (1994-95)
Blocked Shots	232 (2004-05)
Personal Fouls	695 (1978-79)
Fewest Personal Fouls	378 (2020-21)
Steals	471 (1980-81)
Wins	34 (1977-78); 33 (1994-95)
Largest Victory Margin	23.0 (1992-93)
Losses	25 (1978-79)
Longest Winning Streak	24 (1992-93, 83-84)
Longest Losing Streak	18 (1978-79)
Home Wins	17 (1994-95)
Fewest Home Wins	5 (1978-79; 1980-81)
Longest Home Winning Streak	33 (12-3-94-12-14-96)
Longest Home Losing Streak	10 (2013-14)
Longest Road Winning Streak	7 (1992-93)
Longest Road Losing Streak	16 (11/17/16-1/17/18)

## OPPONENT INDIVIDUAL & TEAM RECORDS

### INDIVIDUAL

#### SINGLE GAME

Points	44, Carol Ann Schudlick of Minnesota (12-18-93)
FG Made	18, Carol Ann Schudlick of Minnesota (12-18-93)
FG Attempted	30, Andrea Labwasa of New Mexico St. (12-31-91)
FG Percentage	1.000 several, most by (8-8), Ryan Bradley of Houston (11-14-06)
3-Point FG Made	8, Tomi Taiwo of TCU (1-7-23)
3-Point FG Attempts	15, Taylor Pierce of Idaho (11/17/18)
3-Point Field Goal Pct. (min. 2 made)	1.000 several players last by Ja'Mee Asberry (6-6) of Oklahoma State (1/2/21)
Free Throws Made	16, Serena Sundell of K-State (2-5-23)
Free Throws Attempts	19, Edwina Brown of Texas (2-23-00)
Free Throw Percentage (min. 3 made)	1.000, several players
Rebounds	22, Courtney Paris of Oklahoma (2-27-08)
Assists	16, Teresa Weatherspoon of Louisiana Tech (2-1-86)
Steals	10, Nicole Purdue of TCU (3-9-94)
Blocked Shots	12, Ellen Bayer of Texas (1-2-90)

### TEAM

#### SINGLE GAME

Points	113, to Wayland Baptist (2-25-78)
Points Allowed	125, by Central State Okla. (1-18-80)
Fewest Points	26, by McMurry (2-24-78) 26, by Wyoming (12-6-03)
Fewest Points in a Half	8, by Oklahoma State (1-21-01)
FG Made	44, by Louisiana Tech (1-13-88) 44, by Baylor (3-9-19)
FG Attempts	94, by Louisiana Tech (1-13-88)
FG Percentage	.683 (41-60), by Baylor (2-2-19)
Worst FG Percentage	.162 (11-68), by Ole Miss (12-12-04)
Most 3-Point FG Made	19 (of 40), by Iowa State (1-10-21)
Most 3-Point FG Attempts	40, by Iowa State (1-10-21)
Best 3-Point FG Percentage	1.000 (3-3) at Baylor (2-2-19)
Worst 3-Point FG Percentage	.000, several times last by Kansas (0-2) (1-25-12)
Free Throws	31 (of 42), by Penn State (12-4-05)
Personal Fouls	34, by Colorado (11-16-22)
Fewest Personal Fouls	7, by Arkansas (12-3-16)
Rebounds	57, by Texas (1-16-10)
Assists	34, by Baylor (2-2-19)
Turnovers	40, by Santa Clara (1-5-00)
Fewest Turnovers	5, by Texas A&M (1-30-05)
Steals	25, by Texas (12-5-79)
Blocked Shots	16, by Texas (1-2-90)

### TOP SCORERS VS. TECH

44 – Carol Ann Schudlick, Minnesota, 12-18-93, OT, Wichita, Kan.
44 – Taeler Deer, Texas State, 11-12-17, Lubbock
40 – Brittney Griner, Baylor, 1-30-13, Lubbock
38 – Rhonda Smith, Washington, 11-22-94, championship game of inaugural Women's NIT, Lubbock
38 – Jackie Stiles, SW Missouri State, 11-25-00, at Paradise Jam Tournament, St. Thomas, U.S. Virgin Islands
35 – NyLyssa Smith, Baylor, 3-6-22, Waco, Texas
35 – Sheila Ethridge, Louisiana Tech, 1-28-91, Lubbock
35 – Corina Poto, New Zealand National Team, 11-18-87, Lubbock
34 – Venus Lacy, Louisiana Tech, 1-11-90, Ruston, La.
34 – Simone Simbek, Fresno State, 11-25-89, Reno, Nev., Classic
34 – Delmonica DeHorney, Arkansas, 1-6-90, OT, Fayetteville, Ark.
34 – Jaynetta Saunders, Texas A&M, 1-13-01, College Station, Texas
34 – Kamela Gissendanner, Penn State, 12-4-05, OT, State College, Pa.
34 – Carolyn Davis, Kansas, 1-25-12, Lawrence, Kan.
33 – Jan Jensen, Drake, 11-24-90, Rainbow Wahine Classic, Hawaii
33 – Vicki Evans, New Mexico State, 12-12-86, Lubbock
33 – Andrea Riley, Oklahoma State, 1-31-09, Lubbock
33 – Tomi Taiwo, TCU, 1/7/23, Fort Worth, Texas
32 – Matlana Martin, UCLA, 11-29-96, Los Angeles, Calif.
32 – Julie Helm, Missouri, 3-1-97, Lubbock
32 – Seimone Augustus, LSU, 11-13-05, State Farm Tip-Off Classic, Lubbock
32 – Jackie McFarland, Colorado, 3-6-07, at Big 12 Championship, Oklahoma City, Okla.
32 – Alison Lacey, Iowa State, 2-6-08, Ames, Iowa
32 -- Brittney Martin, Oklahoma State, 2-6-16, Stillwater, Okla.
32 -- Danni Williams, Texas A&M, 1-17-16, College Station, Texas
30 – Clinette Jordan, Oklahoma State, 12-4-86, Lubbock
30 – Phylesha Whaley, Oklahoma, 2-11-98, Lubbock
30 – Jennifer Smith, Michigan, 11-28-03, SMU Hoops for the Cure, Dallas, Texas
30 – Nina Stone, Oklahoma State, 1-24-04, Stillwater, Okla.
30 – Erica Smith-Taylor, Louisiana Tech, 3-22-04, second round of NCAA Championship, Missoula, Mont.
30 – Ashley Walker, California, 11-28-08, Paradise Jam, St. Thomas, U.S. Virgin Islands
30 – Danielle Adams, Texas A&M, 2-22-11, College Station, Texas
30 – Toni Young, Oklahoma State, 2-9-11, Stillwater, Okla.
30 – Chennedy Carter, Texas A&M, 11-26-17, Lubbock
30 – Natasha Mack, Oklahoma State, 2-1-20, Lubbock
30 – Charli Collier, Texas, 1-30-21, Austin, Texas
30 – Hannah Cooper, Oral Roberts, 12-14-22, Lubbock
30 – Ta'Niya Latson, Florida State, 11-28-24, Saint Thomas, U.S. Virgin Islands

PREVIOUS GAME BOXES

GAME 1

GAME 2



Official Basketball Box Score - Final
UIW at Texas Tech
11/04/24 United Supermarkets Arena, Lubbock, TX
2024-25 Women's Basketball

Game Time: 6:00 PM
Game Duration: 2:14
Attendance: 3,584

Officials: Bill Larance, Nicole Brannon, Nina Norman

Table with 16 columns: NO, Name, Min, FG, 3P, FT, Rebounds, Fouls, TP, AS, TO, ST, Blocks, +/-

Shooting By Period table showing FG%, 3PT%, FT%, and GMFG% for each quarter.

Technical Fouls:NONE
Dead Ball Rebounds:5,0

Table with 16 columns: NO, Name, Min, FG, 3P, FT, Rebounds, Fouls, TP, AS, TO, ST, Blocks, +/-

Shooting By Period table showing FG%, 3PT%, FT%, and GMFG% for each quarter.

Technical Fouls:NONE
Dead Ball Rebounds:5,0

Summary table with columns: UIW, Tech, Points from Turnovers, Paint, Second Chance, Fast Breaks, Bench, Time with Lead.



Official Basketball Box Score - Final
Houston Christian at Texas Tech
11/07/24 United Supermarkets Arena, Lubbock, TX
2024-25 Women's Basketball

Game Time: 6:00 PM
Game Duration: 1:54
Attendance: 4,659

Officials: Julie Kronmohren, Demoya Pugh, Corey Malone

Table with 16 columns: NO, Name, Min, FG, 3P, FT, Rebounds, Fouls, TP, AS, TO, ST, Blocks, +/-

Shooting By Period table showing FG%, 3PT%, FT%, and GMFG% for each quarter.

Technical Fouls:NONE
Dead Ball Rebounds:1,0

Table with 16 columns: NO, Name, Min, FG, 3P, FT, Rebounds, Fouls, TP, AS, TO, ST, Blocks, +/-

Shooting By Period table showing FG%, 3PT%, FT%, and GMFG% for each quarter.

Technical Fouls:NONE
Dead Ball Rebounds:4,0

Summary table with columns: HCU, Tech, Points from Turnovers, Paint, Second Chance, Fast Breaks, Bench, Time with Lead.

GAME 3

GAME 4



Official Basketball Box Score - Final
New Mexico at Texas Tech
11/16/24 United Supermarkets Arena, Lubbock, TX
2024-25 Women's Basketball

Game Time: 6:00 PM
Game Duration: 2:0
Attendance: 3,89

Officials: Felicia Greiner, Bill Larance, Tiffany Bridge

Table with 16 columns: NO, Name, Min, FG, 3P, FT, Rebounds, Fouls, TP, AS, TO, ST, Blocks, +/-

Shooting By Period table showing FG%, 3PT%, FT%, and GMFG% for each quarter.

Technical Fouls:NONE
Dead Ball Rebounds:4,0

Table with 16 columns: NO, Name, Min, FG, 3P, FT, Rebounds, Fouls, TP, AS, TO, ST, Blocks, +/-

Shooting By Period table showing FG%, 3PT%, FT%, and GMFG% for each quarter.

Technical Fouls:NONE
Dead Ball Rebounds:3,0

Summary table with columns: Lobos, Tech, Points from Turnovers, Paint, Second Chance, Fast Breaks, Bench, Time with Lead.



Official Basketball Box Score - Final
Washington St. at Texas Tech
11/16/24 United Supermarkets Arena, Lubbock, TX
2024-25 Women's Basketball

Game Time: 6:00 PM
Game Duration: 2:2
Attendance: 4,44

Officials: Brian Garland, Metta Christensen, Corey Malor

Table with 16 columns: NO, Name, Min, FG, 3P, FT, Rebounds, Fouls, TP, AS, TO, ST, Blocks, +/-

Shooting By Period table showing FG%, 3PT%, FT%, and GMFG% for each quarter.

Technical Fouls:NONE
Dead Ball Rebounds:7,0

Table with 16 columns: NO, Name, Min, FG, 3P, FT, Rebounds, Fouls, TP, AS, TO, ST, Blocks, +/-

Shooting By Period table showing FG%, 3PT%, FT%, and GMFG% for each quarter.

Technical Fouls:NONE
Dead Ball Rebounds:3,0

Summary table with columns: WSU, Tech, Points from Turnovers, Paint, Second Chance, Fast Breaks, Bench, Time with Lead.





# PREVIOUS GAME BOXES

## GAME 9

## GAME 10



Official Basketball Box Score - Final  
**Texas Tech at Missouri St.**  
 11/30/24 Edgemoor Wilson Blake Sports and Fitness Center, Charlotte Amalie West  
 2024-25 Women's Basketball

Game Time: 5:30 P  
 Game Duration: 2:1

Officials: Jules Gallen, Lauren Nemiera, Shawnie Smt

Texas Tech - 72 Record: 8-1

NO. Name	Min	FG		3P		FT		Rebounds		Fouls		TP	AS	TO	ST	Blocks		+/-
		M/A	M/A	M/A	M/A	OR	DR	PF	FF	BS	BA							
11 Sarengbe Sanogo	16:22	1-1	0-0	0-0	2-2	0-2	3-2	2	0	4	1	0	0	3				
12 Jordyn Merritt	23:19	2-5	0-2	2-2	1-3	4-4	5-1	6	2	4	3	2	0	8				
20 Bailey Maupin	39:19	7-14	0-2	0-0	0-4	2-2	1-1	14	3	2	0	0	0	7				
23 Loghan Johnson	06:29	0-0	0-0	0-0	0-0	0-0	3-1	0	1	1	1	0	0	4				
24 Jada Wynn	18:22	1-2	0-1	1-2	0-1	1-1	3-3	3	0	3	0	1	0	5				
3 Jasmine Shavers	31:14	10-17	2-6	10-14	0-5	5-8	0-8	32	1	0	3	0	0	-5				
5 Denae Fritz	11:21	1-1	0-0	0-0	0-0	0-0	3-0	2	3	1	1	1	0	9				
2 Kilah Freelon	23:16	4-4	0-0	1-3	2-2	4-0	2-2	9	2	1	1	2	0	6				
54 Maya Peat	04:54	0-1	0-0	0-0	0-1	1-1	0-0	0	0	0	0	0	1	-4				
7 Bird Martin	03:41	0-0	0-0	0-0	0-0	2-0	0-0	0	0	1	0	0	0	-4				
8 Adlee Blacklock	13:32	1-2	0-0	0-0	1-0	1-1	2-2	2	0	0	2	0	0	-5				
1 Jalynn Bristow	11:13	1-1	0-0	0-0	0-1	1-1	3-0	2	0	0	1	0	0	-9				
Team					0	1	1	0	0	0								
Totals		28-48	2-11	14-23	6	18	24	23	18	72	12	17	13	6	1	3		

Technical Fouls: NONE

Shooting By Period	
1 <sup>st</sup> FG%	7-12 58.3%
3PT%	1-4 25.0%
FT%	0-2 0%
2 <sup>nd</sup> FG%	6-12 50.0%
3PT%	0-4 0.0%
FT%	1-6 16.7%
3 <sup>rd</sup> FG%	9-13 69.2%
3PT%	0-1 0.0%
FT%	6-8 75%
4 <sup>th</sup> FG%	6-11 54.5%
3PT%	1-2 50.0%
FT%	7-7 100%
GM FG%	29-48 58.3%
3PT%	2-11 18.2%
FT%	14-23 60.9%

Dead Ball Rebounds: 6.0



Official Basketball Box Score - Final  
**SFA at Texas Tech**  
 12/03/24 United Supermarkets Arena, Lubbock, TX  
 2024-25 Women's Basketball

Game Time: 6:00 P  
 Game Duration: 2:2  
 Attendance: 4,22

Officials: Gina Cross, Erick Brewton, Tiffany Bridge

SFA - 68 Record: 7-1

NO. Name	Min	FG		3P		FT		Rebounds		Fouls		TP	AS	TO	ST	Blocks		+/-
		M/A	M/A	M/A	M/A	OR	DR	PF	FF	BS	BA							
20 Makana Gardner	11:55	0-2	0-0	0-0	2-1	3-1	1-1	0	0	0	1	0	1	0	1	0	1	-7
33 Trinity Moore	17:52	2-6	0-1	1-2	0-1	1-3	2-5	0	5	2	0	0	2					
3 Avery Vansickle	30:35	3-7	2-4	0-0	1-1	2-2	1-8	1	3	0	0	0	0	16				
4 Ashlyn Traylor-Walker	35:38	3-9	0-0	9-9	2-2	4-4	6-15	5	4	5	0	2	0	2				
12 Faith Blackstone	33:24	8-11	2-2	6-10	2-1	3-3	7-24	2	5	4	0	1	0	-6				
1 Harmanie Dominguez	30:19	4-12	3-9	1-1	1-2	3-4	2-12	2	3	0	0	0	0	2				
5 Key Roseby	23:24	1-4	1-3	0-0	0-0	0-0	2-0	3	2	1	0	1	1	-4				
13 Ituu Tuisaula	16:53	0-1	0-0	1-2	1-5	6-4	2-1	2	1	2	1	0	1	-4				
Team					3	2	5	0	0	0								
Totals		21-52	8-19	18-24	12	15	27	23	21	68	14	22	14	2	5	10		

Technical Fouls: Moore 4<sup>th</sup> 8:09

Shooting By Period	
1 <sup>st</sup> FG%	3-12 25.0%
3PT%	2-5 40.0%
FT%	4-4 100%
2 <sup>nd</sup> FG%	2-8 25.0%
3PT%	1-5 20.0%
FT%	8-10 80%
3 <sup>rd</sup> FG%	7-16 43.8%
3PT%	1-2 50.0%
FT%	5-9 55.6%
4 <sup>th</sup> FG%	9-16 56.3%
FT%	1-1 100%
GM FG%	21-52 40.4%
3PT%	8-19 42.1%
FT%	18-24 75.0%

Dead Ball Rebounds: 2.0

Missouri St. - 69 Record: 4-3

NO. Name	Min	FG		3P		FT		Rebounds		Fouls		TP	AS	TO	ST	Blocks		+/-
		M/A	M/A	M/A	M/A	OR	DR	PF	FF	BS	BA							
13 Sarah Linthacum	23:15	5-9	0-0	0-3	2-1	3-1	8-10	0	2	1	0	3	-4					
4 Lacey Stokes	37:42	3-12	0-4	1-12	3-2	5-2	9-17	2	1	1	0	1	-7					
8 Kiley Bess	28:47	2-6	2-3	2-2	1-3	4-0	3-8	3	2	2	0	1	-5					
21 Kyrah Daniels	17:40	0-1	0-0	0-0	3-1	4-5	1-4	2	3	3	0	0	-2					
22 Paige Rocca	31:30	5-10	4-5	0-0	0-0	2-0	4-14	1	3	1	0	0	2					
2 Lanie Douglas	16:22	1-4	0-0	0-0	1-0	1-2	1-2	0	1	1	1	1	1					
24 Kaemyn Bekemeier	31:08	4-6	2-4	2-2	0-6	6-3	3-1	12	3	5	1	0	0	5				
32 Cady Pauley	13:27	1-4	0-2	0-0	1-1	1-1	0-2	1	2	1	0	0	-5					
Team					4	4	0	0	1									
Totals		23-55	8-19	15-19	14	16	30	18	23	69	12	20	10	1	6	-3		

Technical Fouls: NONE

Shooting By Period	
1 <sup>st</sup> FG%	2-14 14.3%
3PT%	1-7 14.3%
FT%	6-10 60%
2 <sup>nd</sup> FG%	8-13 61.5%
3PT%	3-4 75.0%
FT%	3-4 75%
3 <sup>rd</sup> FG%	7-12 58.3%
3PT%	2-4 50.0%
FT%	2-5 40%
4 <sup>th</sup> FG%	6-16 37.5%
3PT%	2-4 50.0%
FT%	4-4 100%
GM FG%	23-55 41.8%
3PT%	8-19 42.1%
FT%	15-19 78.9%

Dead Ball Rebounds: 4.1

Texas Tech - 78 Record: 9-1

NO. Name	Min	FG		3P		FT		Rebounds		Fouls		TP	AS	TO	ST	Blocks		+/-
		M/A	M/A	M/A	M/A	OR	DR	PF	FF	BS	BA							
11 Sarengbe Sanogo	22:46	1-3	0-0	2-2	4-2	6-2	3-4	1	0	1	1	1	11					
12 Jordyn Merritt	25:56	6-9	0-1	0-0	1-8	9-2	2-12	4	4	5	1	0	7					
3 Jasmine Shavers	27:24	6-15	2-7	1-2	0-1	1-2	15-23	3	1	0	0	0	8					
20 Bailey Maupin	30:44	2-7	0-4	4-5	1-2	3-0	4-8	5	7	2	0	0	8					
24 Jada Wynn	18:06	3-5	3-4	0-0	0-1	1-3	1-3	9	0	0	1	1	0	8				
23 Loghan Johnson	08:57	1-1	0-0	0-0	0-0	0-0	2-1	2	2	2	1	0	1					
1 Jalynn Bristow	08:16	0-4	0-1	0-0	1-4	5-2	1-0	0	0	0	0	1	0	-8				
2 Kilah Freelon	23:02	2-5	0-0	3-4	9-2	11-2	5-7	3	0	1	1	1	10					
8 Adlee Blacklock	14:27	4-6	3-5	2-3	1-1	2-2	2-13	1	1	0	0	0	7					
5 Denae Fritz	09:32	1-1	0-0	0-0	0-1	1-2	0-2	0	4	0	0	0	8					
7 Bird Martin	11:34	2-4	2-4	0-0	0-0	0-0	2-1	6	0	1	0	0	0					
13 Ivana Krajina	01:16	0-0	0-0	0-0	0-0	0-0	0-0	0	0	0	0	0	0	-2				
Team					2	1	3	0	0	0								
Totals		28-60	10-26	12-17	19	23	42	21	22	78	18	23	13	5	2	10		

Technical Fouls: NONE

Dead Ball Rebounds: 3.0

Biggest lead	TTECH		MOSC		Points from Turnovers	TTECH		MOSC		Period by Period Scoring			
	9 (1 <sup>st</sup> 2:00)	6 (3 <sup>rd</sup> 8:40)	9 (1 <sup>st</sup> 4:06)	8 (3 <sup>rd</sup> 1:41)		24	12	1st	2nd	3rd	4th	TOT	
Best Scoring Run	6 (1 <sup>st</sup> 4:06)		8 (3 <sup>rd</sup> 1:41)		Paint	46	30	TTECH	15	13	24	20	72
Lead Changes	12		8		Second Chance	8	13	MOSC	11	22	18	18	69
Times Tied	3		1		Fast Breaks	19	16						
Time with Lead	23:47	11:21			Bench	47	16						

Biggest lead	SFA		TTU		Points from Turnovers	SFA		TTU		Period by Period Scoring			
	0 (1 <sup>st</sup> 10:00)	22 (3 <sup>rd</sup> 0:38)	9 (3 <sup>rd</sup> 8:40)	9 (1 <sup>st</sup> 5:50)		26	28	1st	2nd	3rd	4th	TOT	
Best Scoring Run	9 (3 <sup>rd</sup> 8:40)		9 (1 <sup>st</sup> 5:50)		Paint	22	28	SFA	12	13	20	23	68
Lead Changes	0		1		Second Chance	8	16	TTU	17	20	25	16	78
Times Tied	1</												