

ARKANSAS RAZORBACKS

GAME 9: ARKANSAS RAZORBACKS VS UTSA ROADRUNNERS

Dec. 7, 2024 • Saturday • 1:00 pm (CT) • Fayetteville, Ark. • Bud Walton Arena/Nolan Richardson Court (19,200)



#RV/RV ARKANSAS RAZORBACKS

OVERALL SEC 6-2 0-0

John Calipari (Clarion '82) at UA: 6-2 (1st yr) Collegiate: 861-264 (33rd yr)



UTSA ROADRUNNERS

OVERALL AAC 3-4 0-0

Austin Claunch (Emory '12) at UTSA: 3-4 (1st yr) Career: 93-65 (6th yr)

TV: SEC NETWORK PLUS
Brett Dolan (PxP)
Manuale Watkins (Analyst)
Watch ESPN

RADIO: Learfield Razorback Sports Network
Chuck Barrett (PxP)
Matt Zimmerman (Analyst)
Arkansas Gameday App

SATELLITE RADIO:
Sirius: 106 | XM: 190
SXM App/Online Channel 960

MORE: Live Stats • 2024-25 Arkansas Media Guide

2024-25 SCHEDULE / RESULTS

DATE	DAY	ARK RANK	OPP RANK	OPPONENT	TV	RESULT	ALL-TIME (GD)
Nov. 6	Wed	16/16	-/	LIPSCOMB	SEC+	W 76 60	
Fayetteville, Ark. Bud Walton Arena - Nolan Richardson Court Links to: Video • Live Stats • Final Stats							
Nov. 9	Fri	16/16	8/8	vs Baylor	ESPN	L 67 72	
Dallas, Texas American Airlines Center Links to: Video • Live Stats • Final Stats							
Nov. 13	Wed	18/21	-/	TROY	SEC+	W 65 49	
Fayetteville, Ark. Bud Walton Arena - Nolan Richardson Court Links to: Video • Live Stats • Final Stats							
Nov. 18	Mon	20/24	-/	PACIFIC	SEC+	W 91 72	
Fayetteville, Ark. Bud Walton Arena - Nolan Richardson Court Links to: Video • Live Stats • Final Stats							
Nov. 22	Fri	20/24	-/	LITTLE ROCK	SEC Network	W 79 67	
Fayetteville, Ark. Bud Walton Arena - Nolan Richardson Court Links to: Video • Live Stats • Final Stats							
Nov. 25	Mon	19/21	-/	MD-EASTERN SHORE	SEC+	W 109 35	
Fayetteville, Ark. Bud Walton Arena - Nolan Richardson Court Links to: Video • Live Stats • Final Stats							

CBS THANKSGIVING GAME

Nov. 28	Thur	19/21	RV/RV	vs Illinois	CBS	L 77 90	
Kansas City, Mo. T-Mobile Center Links to: Video • Live Stats • Final Stats							

ESPN SEC/ACC CHALLENGE

Dec. 3	Tues	RV/RV	-/	at Miami	ESPN2	W 76 73	
Miami, Fla. Watsco Center Links to: Video • Live Stats • Final Stats							
Dec. 7	Sat			UTSA	SEC+	1:00 pm	
Fayetteville, Ark. Bud Walton Arena - Nolan Richardson Court Links to: Video • Live Stats • Final Stats							

JIMMY V CLASSIC

Dec. 10	Tues			vs Michigan	ESPN	8:00 pm	
New York City, N.Y. Madison Square Garden Links to: Video • Live Stats • Final Stats							
Dec. 14	Sat			vs CENTRAL ARKANSAS	SEC+	3:00 pm	
North Little Rock, Ark. Simmons Bank Arena Links to: Video • Live Stats • Final Stats							

Dec. 21	Sat			NORTH CAROLINA A&T	SEC Network	1:30 pm	
Fayetteville, Ark. Bud Walton Arena - Nolan Richardson Court Links to: Video • Live Stats • Final Stats							
Dec. 30	Mon			OAKLAND	ESPN	7:00 pm	
Fayetteville, Ark. Bud Walton Arena - Nolan Richardson Court Links to: Video • Live Stats • Final Stats							

Jan. 4	Sat			at Tennessee*	ESPN	Noon	
Knoxville, Tenn. Thompson-Boling Arena at Food City Center - The Summit Links to: Video • Live Stats • Final Stats							
Jan. 8	Wed			OLE MISS*	ESPN2/U	6:00 pm	
Fayetteville, Ark. Bud Walton Arena - Nolan Richardson Court Links to: Video • Live Stats • Final Stats							
Jan. 11	Sat			FLORIDA*	ESPN/2	3:00 pm	
Fayetteville, Ark. Bud Walton Arena - Nolan Richardson Court Links to: Video • Live Stats • Final Stats							

Jan. 14	Tues			at LSU*	SEC Network	8:00 pm	
Baton Rouge, La. Pete Maravich Assembly Center - Dale Brown/Sue Gunter Court Links to: Video • Live Stats • Final Stats							
Jan. 18	Sat			at Missouri*	SEC Network	5:00 pm	
Columbia, Mo. Mizzou Arena - Norm Stewart Court Links to: Video • Live Stats • Final Stats							

Jan. 22	Wed			GEORGIA*	SEC Network	8:00 pm	
Fayetteville, Ark. Bud Walton Arena - Nolan Richardson Court Links to: Video • Live Stats • Final Stats							
Jan. 25	Sat			OKLAHOMA*	ESPN/2/U	7:30 pm	
Fayetteville, Ark. Bud Walton Arena - Nolan Richardson Court Links to: Video • Live Stats • Final Stats							

Feb. 1	Sat			at Kentucky*	ESPN	8:00 pm	
Lexington, Ky. Rupp Arena at Central Bank Center - Cawood's Court Links to: Video • Live Stats • Final Stats							
Feb. 5	Wed			at Texas*	ESPN2	8:00 pm	
Austin, Texas Moody Center Links to: Video • Live Stats • Final Stats							

Feb. 8	Sat			ALABAMA*	ESPN	7:00 pm	
Fayetteville, Ark. Bud Walton Arena - Nolan Richardson Court Links to: Video • Live Stats • Final Stats							
Feb. 12	Wed			LSU*	ESPN2/U	8:00 pm	
Fayetteville, Ark. Bud Walton Arena - Nolan Richardson Court Links to: Video • Live Stats • Final Stats							

Feb. 15	Sat			at Texas A&M*	ESPN/2	11:00 am	
Bryan-College Station, Texas Reed Arena - Gary Blair Court Links to: Video • Live Stats • Final Stats							
Feb. 19	Wed			at Auburn*	ESPN/2	8:00 pm	
Auburn, Ala. Neville Arena Links to: Video • Live Stats • Final Stats							

Feb. 22	Sat			MISSOURI*	ESPN/2	7:00 pm	
Fayetteville, Ark. Bud Walton Arena - Nolan Richardson Court Links to: Video • Live Stats • Final Stats							
Feb. 26	Wed			TEXAS*	ESPN2/U	8:00 pm	
Fayetteville, Ark. Bud Walton Arena - Nolan Richardson Court Links to: Video • Live Stats • Final Stats							

Mar. 1	Sat			at South Carolina*	SEC Network	Noon	
Columbia, S.C. Colonial Life Arena Links to: Video • Live Stats • Final Stats							
Mar. 4	Tues			at Vanderbilt*	SEC Network	9:00 pm	
Nashville, Tenn. Memorial Gymnasium Links to: Video • Live Stats • Final Stats							

Mar. 8	Sat			MISSISSIPPI STATE*	ESPN/SEC Network	11:00 am	
Fayetteville, Ark. Bud Walton Arena - Nolan Richardson Court Links to: Video • Live Stats • Final Stats							

SEC TOURNAMENT

Mar. 12-16	WED-SUN			SEC TOURNAMENT	SEC Network/ESPN		
Nashville, Tenn. Bridgestone Arena Links to: Video • Live Stats • Final Stats							

NCAA TOURNAMENT 1st & 2nd Rounds

Mar. 20 & 22				Lexington • Providence • Seattle • Wichita			
Mar. 21 & 23				Cleveland • Denver • Milwaukee • Raleigh			

NCAA REGIONALS

Mar. 27 & 29				EAST: Newark • WEST: San Francisco			
Mar. 28 & 30				SOUTH: Atlanta • MIDWEST: Indianapolis			

NCAA FINAL FOUR (San Antonio, Texas | Alamodome)

Apr. 5				SEMIFINALS			
Apr. 7				NCAA CHAMPIONSHIP			

Versus UTSA

- Arkansas and UTSA have only met on six previous occasions and the Razorbacks won each meeting.
- Three of the meetings have been in Fayetteville.
- The last time the two programs met was Dec. 15, 2018 in North Little Rock, a 79-67 Razorback win.
- ^ Isaiah Joe led the way for Arkansas with 21 points on 5-of-6 shooting from 3-point range and 6-of-6 at the line.
- ^ Two Razorbacks posted double-doubles in the win. Daniel Gafford had 14 points and 14 rebounds while Jalen Harris had 11 points and 10 assists. Reggie Chaney added 11 points, four steals and three blocked shots.
- ^ Jhivvan Jackson led UTSA with 20 points and Keaton Wallace scored 18.

Hogs (and Calipari) Beat Miami in SEC/ACC Challenge

- Arkansas improved to 2-0 in the SEC/ACC Challenge thanks to a 76-73 win at Miami on Tuesday.
- ^ The Razorbacks never led until Boogie Fland drained a 3-pointer with 1:47 left in the game for a 74-71 cushion. (Note: Fland also made two free throws to tie the game at 71 and later, up one (74-73) hit a jumper to provide the final score of 76-73.)
- ^ Last year, Arkansas defeated then #7 Duke, 80-75, in Bud Walton Arena for the inaugural SEC/ACC Challenge.
- ^ John Calipari also improved to 2-0 in the Challenge. Specifically, he improved to 2-0 versus Miami in the Challenge. Last year, Coach Cal led then #12 Kentucky to a 95-73 win over then #8 Miami in Rupp Arena.

UP NEXT: Hogs to Play in Jimmy V Classic

- For the first time since its inception (1995-96), Arkansas will play in the Jimmy V Classic.
 - Arkansas will face Michigan on Dec. 10 in historic Madison Square Garden.
 - A Calipari-coached team has played in the Jimmy V Classic three previous times (once at UMass and twice at Memphis).
 - ^ His teams are 2-1 in the Classic.
- | | | |
|----------|---------------------------------------|----------|
| 12/22/95 | #2 UMass vs #21 Ga Tech (Meadowlands) | W, 75-67 |
| 12/07/04 | Memphis vs #11 Pittsburgh (MSG) | L, 70-51 |
| 12/04/07 | #2 Memphis vs #24 Southern Cal (MSG) | W, 62-58 |

In the Garden

- Arkansas has made two previous trips to the World's Most Famous Arena - Madison Square Garden - and is 1-3 all-time.
 - ^ 1990 Preseason NIT 1-1
 - ^ 1997 NIT Final Four 0-2
 - However, Coach Calipari has made 27 previous appearances in Madison Square Garden and is 15-12 all-time in the venue.
- | | | |
|--------------|---------------------------------|-----|
| ^ 1991 | NIT Final 4 | 0-2 |
| ^ 1993 | Preseason NIT | 1-1 |
| ^ 2001 | NIT Final 4 | 1-1 |
| ^ 2002 | NT Final 4 | 2-0 |
| ^ 2002-04 | Coaches vs Cancer Classic | 2-2 |
| ^ 2004 | Jimmy V Classic | 0-1 |
| ^ 2005 | NIT Final 4 | 0-1 |
| ^ 2005 | NIT Season Tipoff | 1-1 |
| ^ 2007 | 2K Sports College Hoops Classic | 2-0 |
| ^ 2007 | Jimmy V Classic | 1-0 |
| ^ 2009 | Big East/SEC Invitational | 1-0 |
| ^ 2011 & '16 | Champions Classic | 2-0 |
| ^ 2017-18 | Citi Hoops Classic | 1-1 |
| ^ 2019 & '21 | Champions Classic | 1-1 |
| ^ 2022 | CBS Sports Classic | 0-1 |

VS UTSA

OVERALL (ARK-OPP)	6-0
Home (ARK-OPP)	3-0
Away (ARK-OPP)	1-0
Neutral (ARK-OPP)	2-0

ALL-TIME MEETINGS:

11/30/1981	18/-	W	71-42	A
12/01/1982	16/-	W	78-59	H
12/18/1984	W	74-67	N (LR)	
12/12/2007	W	67-42	H	
01/04/2014	W	104-71	H	
12/15/2018	W	79-67	N (NLR)	

Cal vs UTSA..... 0-0

FIRST MEETING

'24-25 NCAA STAT COMPARISON
(BOLD = Leads Conf)

80.0	99th	Scoring Off.	77.0	165th
64.8	54th	Scoring Def.	79.4	326th
+15.3	51st	Scoring Margin	-2.4	276th
.498	27th	FG%	.398	331st
.404	83rd	FG% Def.	.469	320th
.365	81st	3PT%	.320	245th
8.3	146th	3PT Made/Gm	8.9	97th
.305	106th	3PT% Def.	.363	306th
17.9	254th	FTA/Gm	20.7	137th
.713	176th	FT%	.821	4th
12.8	244th	FT Made/Gm	17.0	58th
35.4	243rd	Reb./Gm	37.1	165th
+3.4	143rd	Reb. Margin	+0.3	230th
1.22	149th	A/TO Ratio	0.73	339th
14.8	137th	Assists/Gm	10.9	323rd
+3.9	39th	TO Margin	+1.1	158th
16.0	29th	TO Forced	16.0	29th
12.1	177th	TO/Gm	14.9	320th
10.0	22nd	Steals/Gm	10.6	10th
14.9	42nd	Fouls/Gm	18.0	227th
4.8	52nd	Blocks/Gm	3.7	139th
18.5	280th	Bench Pts/Gm	17.0	298th
.568	35th	Effective FG%	.467	317th
17.3	18th	Fastbreak Pts	19.0	9th

This space has been used to highlight the "Star of the Game" from the previous outing. This time, it is reserved for "A STAR IN LIFE" and friend of everyone.

IN MEMORY OF
BOB HOLT
Sept. 21, 1959 - Dec. 4, 2024

THE RAZORBACKS

No.	Name	Pos.	Yr.	Ht.	Wt.	Hometown	High School / Previous School	Wing Span	Standing Reach	MAX Vertical
0	Jaden Karuletwa		G	Fr.	6-5	180	Sun Valley, Calif. / Village Christian HS	6-3	8-0	34"
1	Johnell "Nelly" Davis		G	Grad. Sr.	6-4	205	Gary, Ind. / 21st Century Charter HS / Florida Atlantic	6-8	8-4	32.5"
2	Boogie Fland		G	Fr.	6-2	180.	Bronx, N.Y. / Archbishop Stepinac HS	6-5.5	8-4	36"
3	Adou Thiero		F	Jr.	6-8	220	Pittsburgh, Pa. / Quaker Valley HS / Kentucky	7-0	8-9	38.5"
4	Trevon Brazile		F	Jr.	6-10	230	Springfield, Mo. / Kickapoo HS / Missouri	7-3	9-1	41"
5	Casmir "Cash" Chavis		G	Fr.	6-0	180	Minneapolis, Minn. Park Center Senior HS	-	-	-
8	Melo Sanchez		G	Jr.	6-4	185	San Diego, Calif. / Veritas Academy / Hawai'i Pacific	-	-	-
9	Jonas Aidoo		F	Grad. Sr.	6-11	240	Durham, N.C. / Liberty Heights Athletic Institute / Tennessee	7-5	9-6	28"
11	Karter Knox		F	Fr.	6-6	220.	Tampa, Fla. / Overtime Elite – RWE	6-10	8-10	38.5"
14	Ayden Kelley		G	Fr.	5-10	170	Memphis, Tenn. / Northpoint (Miss.) Christian School	6-1.5	7-7	40"
21	D.J. Wagner		G	So.	6-4	195	Camden, N.J. / Camden HS / Kentucky	6-5.5	8-3	38"
24	Billy Richmond III		F	Fr.	6-5	205	Memphis, Tenn. / Camden (N.J.) HS	6-8.5	8-8	40"
25	Kareem Watkins		G	Grad. Sr.	5-8	175	Camden, N.J. / Kingsway Regional HS / Kentucky	5-7	6-9	39"
44	Zvonimir Ivišić		F	So.	7-2	245	Vodice, Croatia / Kentucky	7-3.5	9-8	26"
45	Lawson Blake		F	Sr.	6-10	245	Fayetteville, Ark. / Fayetteville HS / Link Year (Mo.) Prep	6' 6.5"	8' 8.5"	31.0"

Head Coach: John Calipari (Clarion, 1982)

Associate Head Coach: Kenny Payne (Louisville, 2003)

Associate Head Coach: Chin Coleman (Lamar, 1997)

Assistant Coach/Recruiting Coordinator: Chuck Martin (Monmouth, 1993)

Assistant Coach/Dir. of On-Court Player Development: Brad Calipari (Kentucky, 2019)

Special Assistant to the Head Coach: Bruiser Flint (Saint Joseph's, 1987)

Basketball Assistant: Tyler Ullis (Kentucky, Dec. 2024)

General Manager: Chris Woolard (UCLA, 1997)

Director of Operations: Riley Hall (Arkansas, 2016)

Dir. of Student-Athlete Devel./Mid-South Recruiting: Ronnie Brewer (Arkansas, 2015)

Video Coordinator: Kevin Butty (San Diego State, 2020)

Chief of Staff: Lunetha Pryor

Head Athletic Trainer: Matt Townsend (Idaho, 2017)

Head Strength Coach: Dave Richardson (Louisiana-Monroe, 1989)

Graduate Assistants: Tony Hall (Arkansas Tech '21) • Darin Minniefield (Our Lady of the Lake '22) • Timajh Parker-Rivera (Towson '16) • Ray Surratt (Kentucky '24)



0
Jaden **KARULETWA**
Business



1
Johnell "Nelly" **DAVIS**
FAU '24 (Business) • pursuing 2nd
undergrad degree in Arts & Sciences



2
Boogie **FLAND**
Arts & Sciences



3
Adou **THIERO**
Communications



4
Trevon **BRAZILE**
Communications



John CALIPARI
Head Coach



Kenny PAYNE
Associate Head Coach



5
Casmir "Cash" **CHAVIS**
Recreation & Sport Management



8
Melo **SANCHEZ**
Communications



9
Jonas **AIDOO**
Tennessee '24 (Journalism &
Electronic Media) • pursuing 2nd
undergrad degree in Arts & Sciences



11
Karter **KNOX**
Communications



14
Ayden **KELLEY**
Business



Chin COLEMAN
Associate Head Coach



Chuck MARTIN
Assistant Coach/
Recruiting Coordinator



21
D.J. **WAGNER**
Communications



24
Billy **RICHMOND III**
Communications



25
Kareem **WATKINS**
Kentucky '24 (Finance) • pursuing
Master's in Adult & Lifelong Learning



44
Zvonimir **IVIŠIĆ**
Communications



45
Lawson **BLAKE**
Exercise Science (Pre-Med)



Brad CALIPARI
Assistant Coach / Director of On-
Court Player Development



Bruiser FLINT
Special Assistant to
the Head Coach



Tyler ULLIS
Basketball Assistant



Chris WOOLARD
General Manager



Riley HALL
Director of Operations



Ronnie BREWER
Director of Student-Athlete Develop-
ment & Mid-South Recruiting



Kevin BUTTY
Video Coordinator



Dave RICHARDSON
Head Strength & Conditioning Coach



Matt TOWNSEND
Head Athletic Trainer

Much Adou About Something

- In his eight games at Arkansas, Adou Thiero is already having a career year.
- He tied or set career highs in every stat but rebounding and blocked shots in 7 of the 8 games this year

^ Career highs in:

- POINTS: Set career high with 26 points vs Illinois
- FIELD GOALS: Set career highs with 10 FG made and 15 FGA vs Baylor
- 3-POINTERS: Tied career highs with 2 3FG made and 4 3FGA vs Troy and Baylor
- FREE THROWS: Set career highs with 12 FT made and 21 FTA vs Illinois
- ASSISTS: Set career high with 5 assists vs UMES
- STEALS: Set career high with 6 steals vs Little Rock
- MINUTES: Set career high with 37:41 minutes played at Miami

^ Been a team leader in scoring five times, steals five times and rebounding five times.

• SET OR TIED CAREER HIGHS...

^ SCORING/FG/FT Prior to this year, his career high was 16 pts at UK (vs Kansas)

- vs Illinois scored a career-high 26 points posted career highs in FT (12) and FTA (21)
- vs Baylor scored a then career-high 24 points posted career highs in FG (10) and FGA (15)
- Scored 23 points in back-to-back games vs Pacific and Little Rock, set career highs for FT and FTA in both games

^ STEALS He only had 26 total steals in 45 games in two years at UK

- vs Little Rock had a career-high 6 steals
- vs Lipscomb tied his career high with 3 steals
- vs Pacific Had a then career-high 4 steals

^ ASSISTS:

- vs UMES had a career-high five assists

^ MINUTES:

- at Miami had a career-high five assists

- In eight games at Arkansas, he is destroying what he did in 45 games over two years at Kentucky.

	45 gms @ UK		8 gms at ARK									
Scored 16 points or more	0		5									
Scored Double-Digits	5		6									
Had 6 or more Rebounds	11		5									
Had 3+ Steals	1		4									
Dunks	25		19									
	FG	3PT	FT	REB AVG	AST	BLK	STL	PTS				
45 gms at UK	75-161 (.466)	10-31 (.323)	57-88 (.761)	3.6	36	33	26	227				
8 gms at ARK	51-86 (.593)	4-18 (.222)	35-54 (.648)	5.6	16	5	20	141				

Thiero: Prince of Thieves

- Adou Thiero has at least one steals in seven games (had zero at Miami) and 20 for the season.

• Thiero ranks 30th in the NCAA / 3rd in the NCAA in steals (2.5 avg).

^ In a 3-game span, had 14 with a then career-high 4 vs Pacific, a career-high 6 steals vs Little Rock and 4 vs UMES

- He additionally ranks 2nd in the SEC in FG% (.593) and 9th in the SEC in scoring (17.6).

Boogie Bounces Back

- Boogie Fland started his freshman season in fine fashion. He was THE ONLY Razorback

^ to score in double figures in each of the first 6 games. 17 LIP • 17 BAY • 12 TROY • 20 PAC • 21 LR • 16 UMES

^ to make a 3-pointer in each of the first 6 games. 1 LIP • 3 BAY • 2 TROY • 2 PAC • 3 LR • 2 UMES

^ to have at least three assists in each of the first 6 games. 3 LIP • 7 AY • 7 TROY • 3 PAC • 7 LR • 6 UMES

- Then, he struggled versus Illinois going 2-of-12 from the field (0-of-3 3PT) and just one assist.

• Undaunted, Fland was the hero in the Miami win.

^ Scored a team-best 18 points (making a season-best 4-of-9 from 3PT), led the team with 4 assists and added 4 rebounds,

^ With Arkansas down two (71-69), Fland scored the Hogs' final seven points and grabbed two rebounds to secure the win.

- First, hit two free throws to tie the game at 71

- Next possession, got a defensive rebound and drained a 3-pointer on the other end for a 74-71 lead

- After a Miami basket, Fland answered with a jumper off the left elbow to provide the eventual final of 76-73.

- On the next possession, Miami missed and Fland got the defensive rebound

- Fland ranks 2nd in the SEC in assists (5.0 avg) and 6th in assist/turnover ratio (2.67)

Fland ranks 12th in the SEC in scoring (16.1 avg) and 14th in FG% (.440)

Nation's Top Frosh Helpers

- Fland is 64th in the NCAA in assists, but ranks 3rd nationally among freshmen

#1 Fr. (#19 NCAA) Kasparas Jakucionis (6.0) Illinois

#2 Fr. (#31 NCAA) Egor Demin (5.8) BYU

#3 Fr. (#64 NCAA) Boogie Fland (5.0) Arkansas

T#4 Fr. (#87 NCAA) Dylan Harper (4.6) Rutgers

T#4 Fr. (#87 NCAA) Robert Wright (4.6) Baylor

- VS BAYLOR: Fland had 7 ASSISTS with ZERO TURNOVERS Wright had 2 assists and 2 turnovers

VS ILLINOIS: Fland had 1 assist and 2 turnovers Jakucionis had 4 assists and 5 turnovers

Davis Breaks Out, But Has Been Better Than Most Would Think

- Johnell Davis had a huge second half in the come-from-behind win at Miami.

^ Scored 12 points (11 in the second half) ... Was 3-of-6 from 3-point (3-of-5 in the second half)

^ Tied for the team lead with five rebounds and two steals

- Davis, one numerous Player of the Year lists, has had a good season despite outsiders seeing he is averaging 8.9 points and shooting "just" 35.3% from 3-point.

^ Fact is, Davis led the team in Plus/Minus (by nine) in the Little Rock win at +25 and has been second in +/- versus Lipscomb, Baylor and Miami. He is 1 of 3 Razorbacks that is +100 this season.

^ Davis, who battled a right wrist injury prior to the season, started the year 4-of-18 (22.2%) from 3-point.

^ Over the last three games, Davis is 8-of-15 (53.3%) from 3-point with 11 of his 16 season assists

^ Davis has two steals in each of the last four games (9 for the season)

A COMPARISON

Coach Cal & Arkansas Histories

	CALIPARI 32 yrs - (15 yrs SEC)		ARKANSAS 101 yrs - (33 yrs SEC)	
National Championships	1	(1)	1	(1)
National Runners-Up	2	(1)	1	(1)
Final Fours	6	(4)	6	(2)
Elite 8	12	(7)	11	(4)
Sweet 16	15	(8)	14	(7)
All-Americans	24	(14)	33	(11)
NCAA Berths	23	(12)	36	(18)
Conf Reg-Season Titles	18	(6)	26	(4)
Conf Tourney Titles	15	(6)	7	(1)
NBA Draft Picks	61	(50)	44	(17)
NBA 1st Rd Picks	43	(37)	15	(10)
As AP #1 Team	110-13	(69-8)	16-4	(15-3)
As a AP Top 5 Team	299-37	(162-24)	109-23	(43-7)
Vs AP #1 Team	6-6	(3-3)	3-11	(2-6)
In AP Top 25 Matchups	89-67	(60-40)	48-51	(28-29)

Hogs Sign 3; Cal Gets 55th & 56th 5 Stars

- Arkansas has signed the #1 point guard (Darius Acuff Jr.), the #1 shooting guard (Meleek Thomas) and the top-rated player from Arkansas (Isaiah Sealy) for its class of 2025.

- Arkansas is the only school to sign two players inside the ESPN Top 10 (#8 Acuff and #9 Thomas). ESPN rates Acuff the #1 point guard and Thomas #2.

- Acuff and Thomas become the 55th and 56th ESPN five-stars to commit to Calipari since 2007 (as far back as records go). They are the 13th and 14th players to be rated among the top two point guards by ESPN. Since 2007, Coach Calipari has landed at least one five-star point guard in every class except 2008, 2012 and 2019.

- Prior to Cal (2006-23 ... 18 years), Arkansas only had:

^ 9 247Sports 5 stars 5 ESPN 5 stars

Since Cal (2 recruiting classes), Arkansas has signed:

^ 2 247Sports 5 stars 3 ESPN 5 stars

• THE CLASS CURRENTLY RANKS:

#3 overall	#1 SEC	On3
#3 overall	#1 SEC	ESPN
#4 overall	#1 SEC	247Sports
#4 overall	#1 SEC	Rivals

Darius Acuff Jr.

6-2, 180, G

Detroit, Mich. || IMG Academy (Fla.)

Publication	Rating	National	Position	State
247Sports	★★★★	5	1 PG	2 FLA
ESPN	★★★★	8	1 PG	1 MICH
On3 Composite	★★★★	9	1 PG	2 FLA
247 Composite	★★★★	12	2 PG	3 FLA
Rivals	★★★★	13	4 PG	-
On3	★★★★	22	4 PG	4 FLA

Meleek Thomas

6-4, 180, G

Pittsburgh, Pa. || Overtime Elite - City Reapers (Ga.)

Publication	Rating	National	Position	State
On3	★★★★	7	2 SG	2 GA
Rivals	★★★★	7	2 SG	-
247 Composite	★★★★	8	1 SG	2 GA
On3 Composite	★★★★	8	2 SG	2 GA
ESPN	★★★★	9	2 PG	1 PA
247Sports	★★★★	11	1 SG	2 GA

Isaiah Sealy

6-7, 200, F

Springdale, Ark. || Springdale HS

Publication	Rating	National	Position	State
ESPN	★★★★	55	15 SF	1 ARK
On3 Composite	★★★★	69	17 SF	1 ARK
247 Composite	★★★★	70	15 SF	1 ARK
On3	★★★★	82	17 SF	1 ARK
Rivals	★★★★	88	26 SG	-
247Sports	★★★★	98	25 SF	1 ARK

FAMILY AFFAIR

- Coach Calipari likes to describe his teams as family. This year, he has taken that to a new level as five Razorbacks had either their dad or brother also play for Coach Calipari.

Karter Knox

- His brother, Kevin, played for Coach Cal at Kentucky
 - ^ Kevin was the 2018 SEC Freshman of the Year
 - ^ Kevin was 1st team All-SEC
 - ^ Kevin was the 9th pick in the 2018 NBA Draft

Adou Thiero

- His father, Almamy, played for Coach Cal at Memphis
 - ^ Almamy was a member of the Tigers from 2002-06

D.J. Wagner (Kareem Watkins)

- His father, Dajuan, played for Coach Cal at Memphis
 - ^ Dajuan is also the stepfather of **Kareem Watkins**
 - ^ Dajuan was an All-American and 1st team All-CUSA in 2002
 - ^ Dajuan was a "1-and-done" at Memphis and was the 6th pick in the 2002 NBA Draft
 - ^ D.J.'s grandfather, **Milt Wagner**, was a college teammate at Louisville of **Kenny Payne** and the two won a national championship in 1986.

Billy Richmond III

- His father, Billy Jr., played for Coach Cal at Memphis
 - ^ Billy Jr., was a member of the Tigers from 2002-04

Ayden Kelley

- His father, Antonio Burks, played for Coach Cal at Memphis
 - ^ Antonio was with the Tigers from 2001-04
 - ^ Antonio was 2004 CUSA Player of the Year and two-time All-CUSA selection
 - ^ Antonio was a 2nd Rd NBA Draft pick in 2004



Coach Calipari with Karter Knox (above) and Kevin Knox (below).



Two Steps Forward, One Step Back....

- Trevon Brazile (rolled ankle) missed the Pacific and Little Rock games and only played 12 minutes vs UMES.
- Jonas Aidoo (offseason foot surgery) missed the Pacific, Little Rock and UMES games.
- Brazile earned his second start of the season at Miami and tied for the team lead with five rebounds. Aidoo played a season-high 12:19 and had two dunks early in the game.
- It was a good thing the two big men are getting healthy as Zvonimir Ivisic only played 13:29 at Miami after spraining his ankle in a practice leading up to the Miami game.
 - ^ Ivisic still scored 11 points, making 3-of-4 from 3-point, with the team's only two blocked shots.

Getting Defensive

- The Arkansas defense has been impressive in the early going ... even though the NCAA ranking may not necessarily show it now.
- The **Razorbacks rank 18th in the nation in defensive efficiency** (KenPom) at 94.7.
- Arkansas averages **10.0 steals per game**, that is good for **22nd nationally and 4th in the SEC**.
 - ^ Arkansas had double-digit steals in four times • Lipscomb (11), Troy (16), Pacific (10) and Little Rock (15).
- Arkansas is **forcing 16.0 turnovers per game**, that is good for **29th nationally and 3rd in the SEC**.
 - ^ Arkansas forced 19 turnovers vs Lipscomb, 24 vs Troy, 17 vs Pacific, 18 vs Little Rock and 19 vs UMES

Few Whistles

- What's more impressive is that Arkansas is playing such good defense without fouling.
 - ^ Arkansas ranks **2nd in the SEC / 42nd in the NCAA in fewest fouls/gm (14.9)**.
 - ^ Arkansas committed just 11 fouls vs Lipscomb, 11 vs Troy and 10 vs UMES.
- **Four times, opponents attempted single-digit free throws**
 - ^ Lipscomb: 7-of-9 FT Troy: 4-of-7 FT UMES 3-of-8 FT Miami: 6-of-8 FT
- **Overall, opponents are averaging just 9.4 FT makes and 13.4 FT attempts.**

Block Party

- Arkansas ranks 52nd nationally in blocked shots, averaging 4.8 per game (and doing so with shot-blockers Trevon Brazile and Jonas Aidoo seeing limited action through the first seven games).
 - ^ Arkansas combined for 11 blocked shots in the first two games then had 11 alone vs Troy.
- Individually...
 - ^ Zvonimir Ivisic has blocked at least one shot in all eight games and **ranks 11th in the NCAA / 2nd SEC in blocked shots with an average of 2.63 per game.**
 - ^ He blocked five shots vs Troy and had three each vs Lipscomb, Pacific and UMES.

Ivisic Makes NCAA History

- Zvonimir Ivisic made NCAA history in the win over Troy when he became the **first player in recorded history to make six 3-pointers, have five blocked shots and have three steals in a single game** - via Jonathan Wesserman (@NBADraftWass)
- Ivisic tied for the team lead with a career-high 19 points (going a career-high 6-of-7 from 3-point range) while adding career highs in both blocked shots (5) and steals (3).
- Ivisic played a key role in the Hogs second half dominance, out-scoring Troy 39-22 to erase a one-point halftime deficit.
 - ^ Scored 16 of his 19 points in the second half.
 - ^ Was 5-of-6 from the field - all 3-pointers in the period.
 - ^ Four of his blocked shots and two of his steals came in the second half.

Just a Minute ... Or 30-Plus

- Razorback guards D.J. Wagner and Boogie Fland rank 2nd and 5th in the SEC in minutes played.
 - ^ Wagner ranks 2nd in the SEC at 33:47 minutes per game
 - ^ Fland ranks 5th in the SEC at 32:39 minutes per game
 - ^ Wagner played 31:43 vs Lipscomb, 37:50 vs Baylor, 36:34 vs Troy, 34:37 vs Pacific, 38:22 vs Little Rock and 36:45 at Miami.
 - ^ Fland played 35:54 vs Lipscomb, 39:01 vs Baylor, 32:22 vs Troy, 31:36 vs Pacific, 38:03 vs Little Rock and 32:29 at Miami.

PLAYING 20 MINUTES OF A HALF

- Both Fland and Wagner played all 20 minutes of the second half versus Baylor.
 - Fland also played all 20 minutes of the second half vs Little Rock.
- Johnell Davis played all 20 minutes of the second half vs Lipscomb.
- Adou Thiero played all 20 minutes of the second half versus Troy.
 - Thiero played all 20 minutes of the second half vs Illinois.

1-2 ... and 21 ... Punch

- Kansas head coach Bill Self said - after Arkansas' 85-69 victory over the Jayhawks in a charity exhibition game - that Razorback guards #1 Johnell Davis, #2 Boogie Fland and #21 D.J. Wagner, **"that'll be the best trio of guards we play against this year."**

Recapping the Lipscomb Win

- Zvonimir Ivisic scored eight of his 12 points inside the final 6:53 to help the Razorbacks pull away and start the John Calipari era on The Hill with a 76-60 victory over Lipscomb Wednesday night at Bud Walton Arena.
- Ivisic stopped an 11-0 Bisons' run with a 3-pointer and, on the next Razorback possession, converted an old-fashioned 3-point play. Overall, Arkansas used a 14-1 run over five minutes to turn the four-point lead (60-54) into a 17-point cushion and out-scored Lipscomb 16-4 over the final 7:47 to start the 2024-25 campaign with a win.

Recapping the Baylor Game

- Arkansas never led, but stayed within striking distance of Baylor only to see the Bears hold on for a 72-67 victory at Dallas' American Airlines Center.
- Down nine at halftime, Arkansas opened the second half with an 11-2 run to tie the contest at 44. However, Baylor answered with back-to-back 3-pointers and held the advantage the rest of the way.
- The Bears opened up an 11-point lead with 11:18 to play. The Razorbacks kept battling and later used a 6-0 run to trim their deficit to three, 63-60. Arkansas also trailed by just three two more times (with 2:33 left and 24 seconds left). Arkansas was forced to foul with 14 seconds remaining and V.J. Edgcombe sank both free throws to secure the five-point win.

Recapping the Troy Win

- The Arkansas Razorbacks, behind a career-high night from Zvonimir Ivisic and 19 points from Adou Thiero, used a 12-2 run and later a 7-0 run to pull away from Troy in the second half for a 65-49 victory.
- The Razorbacks trailed most of the first half and were down three (32-29) with 17:09 left. Ivisic hit the second of his six

3-pointers on the night to tie the game and Johnell Davis followed with a layup to give Arkansas a lead it would not relinquish the rest of the game. That started the 12-2 run and the Razorbacks were 5-of-5 from the field over the span.

- Myles Rigby answered with a pair of jumpers to work the Trojans' deficit down to three (41-38) with 12:08 remaining. However, Thiero made a jumper and slammed home an alley-oop before Boogie Fland capped a 7-0 run to go up 10. Troy ended the run with a free throw before Ivicic drained another 3-pointer to give the Hogs a double-digit lead the rest of the game.

Recapping the Pacific Win

- Arkansas scored first, 58 seconds into the game, and maintained a lead final 39:02 to hand Pacific a 91-72 setback.
- Four Razorbacks scored in double figures and four Razorbacks made two 3-pointers.
- Adou Thiero led the way with 23 points. He additionally tied Boogie Fland for the team lead with four steals and tied Johnell Davis for the team lead with six rebounds. Boogie Fland scored 20 points and Zvonimir Ivicic contributed 15 points.
- Arkansas never trailed, but Pacific would not go away, trailing two with 12:57 left. The Tigers stayed close until Thiero hit two free throws with 8:34 remaining to put Arkansas up 11 and the Hogs led by double digits the rest of the game.
- In addition to Arkansas methodically pulling away on offense, the **Razorback defense played a role in the Tigers missing 13 straight shots and going just 2-of-16 from the field to end the game.**

Recapping the Little Rock Win

- For the second game in a row, Arkansas scored first and maintained a lead the rest of the game to beat Little Rock, 9-67.
- Adou Thiero led the way with 23 points, 8 rebounds and six steals while Boogie Fland added 20 pints and seven assists.
- The Razorbacks raced out a to a 17-3 lead to start the game. While Arkansas held several leads of 15 points or more, including an 18-point lead at halftime, the Trojans would not go away, out-scoring the Hogs 43-37 in the second half.
- A 10-0 run by Little Rock with 13 minutes to go, cut its deficit to eight. Later, the Trojans trailed by just seven with 10:15 left before a 7-0 Razorback run, highlighted by a Thiero offensive rebound on a missed Karter Knox free throw, to put its lead in double digits. Then, down 17 with 5:43 to play, Little Rock worked its deficit to eight (74-66) with 2:14 left.
- Thiero got the Razorbacks back on track when he threw down his fourth dunk of the game for a 10-point lead with 1:25 left. Fland went 3-of-4 at the line over the final minute to secure the 12-point win.

Near Historic Win vs UMES

- Arkansas used a 28-0 run in the first half and never looked back in a 109-35 victory over Maryland Eastern Shore Monday night at Bud Walton Arena.
 - ^ The 74-point win tied for the 3rd-largest margin of victory in UA history.
 - ^ It was the 146th time Arkansas reached the century mark all-time.
 - ^ The 35 points by UMES ties three others for the third-lowest point total by a Razorback opponent. (Vanderbilt scored 33 on Jan. 12, 2013, and SMU scored 33 on Feb. 24, 1981.) The last time Arkansas held an opponent to as few as 35 points was Nov. 30, 2005 by Southern Miss.
- **IN THE FIRST HALF**
 - ^ The 45-point lead (60-15) tied for the largest by Arkansas in its history. The Hogs also led Alcorn State by 45 at halftime, 71-26, on Nov. 13, 2009.
 - ^ The 60 points rank 20th-most in the first half.
 - ^ The 15 points ties for the 8th-fewest by an opponent in the shot clock era.

Illinois Loss Mirrored Baylor Loss

- Arkansas is coming off a 90-77 loss to Illinois in Kansas City in what was the first ever college basketball game televised by CBS on Thanksgiving day.
 - ^ Arkansas missed its first nine 3-point attempts vs Baylor and missed its first seven 3-point attempts vs Illinois
 - ^ Arkansas was 5-of-20 from deep vs Baylor and was 5-of-17 from deep vs Illinois
 - ^ Arkansas never led (but did tied the game 3x) vs Baylor and never led and never tied the game

Recapping Win at Miami

- Miami scored first. Arkansas tied the game at 3-3 and Miami hit a 3-pointer to take a lead it would hold until Boogie Fland tied the game at 71-71 with 2:25 left. Fland then hit a 3-pointer to go up 74-71 with 1:47 and the Hogs did not give up the lead.
 - ^ Overall, Arkansas used a 10-2 run over the final four minutes with Zvonimir Ivicic hitting a 3-pointer and Fland scoring the Hogs' final eight points.
- Arkansas shot 41.9% from the field (33.3% from 3PT) in the first half then shot 54.8% from the field in second half (57.1% 3PT).

Hogs in the 2025 NBA Mock Drafts

- CBS Sports
 - ^ Boogie Fland #9
 - ^ Adou Thiero #28
- Draft Net
 - ^ Boogie Fland #6
- Babcock
 - ^ Boogie Fland #14
 - ^ Adou Thiero #37
 - ^ Zvonimir Ivicic #45
- NBA Draft Room
 - ^ Boogie Fland #14
 - ^ Adou Thiero #30
 - ^ Zvonimir Ivicic #32
 - ^ Karter Knox #54
 - ^ Trevon Brazile #58
 - ^ D.J. Wagner #75
 - ^ Johnell Davis #89
 - ^ Jonas Aidoo #149
- Bleacher Report
 - ^ Karter Knox #29
 - ^ Adou Thiero #54
- ESPN
 - ^ Adou Thiero #29
 - ^ Boogie Fland #36
 - ^ Zvonimir Ivicic #44



NBA OPENING DAY ROSTERS

- For the second year in a row, a program-best 11 Razorbacks are on the 2024-25 NBA opening day rosters.
- Last year, the 11 #ProHogs were the most Razorbacks in the NBA in the same season. The previous best was nine players in the 1992-93 season and 1995-96 season.
- Arkansas is one of eight NCAA programs to have at least 11 players on NBA opening day rosters. Arkansas is also second among SEC programs.
- In addition to the 11 #ProHogs, Razorback head coach John Calipari has an NBA-best 29 players on NBA opening day rosters.

RAZORBACKS ON OPENING DAY ROSTERS (11)

- #0 Anthony Black, Orlando Magic
- #14 Ricky Council IV, Philadelphia 76ers
- #21 Daniel Gafford, Dallas Mavericks
- #11 Isaiah Joe, Oklahoma City Thunder
- #8 Mason Jones, Sacramento Kings - two-way contract
- #4 Moses Moody, Golden State Warriors
- #9 Bobby Portis, Milwaukee Bucks
- #8 Nick Smith Jr., Charlotte Hornets
- #17 Stanley Umude, Milwaukee Bucks - two-way contract
- #27 Jordan Walsh, Boston Celtics
- #6 Jaylin Williams, Oklahoma City Thunder

CALIPARI PLAYERS ON OPENING DAY ROSTERS (29)

- #13 Bam Adebayo, C/F, Miami Heat
- #1 Devin Booker, G, Phoenix Suns
- #4 Brandon Boston, G, New Orleans Pelicans - two-way contract
- #3 Anthony Davis, F/C, Los Angeles Lakers
- #4 Rob Dillingham, G, Minnesota Timberwolves
- #19 Justin Edwards, SF, Philadelphia 76ers - two-way contract
- #5 De'Aaron Fox, G, Sacramento Kings
- #2 Shai Gilgeous-Alexander, G, Oklahoma City Thunder
- #14 Tyler Herro, G, Miami Heat
- #22 Isaiah Jackson, F, Indiana Pacers
- #0 Keldon Johnson, F/G, San Antonio Spurs
- #7 Chris Livingston, F, Milwaukee Bucks
- #41 Trey Lyles, F, Sacramento Kings
- #0 Tyrese Maxey, PG, Philadelphia 76ers
- #0 Malik Monk, G, Sacramento Kings
- #27 Jamal Murray, G, Denver Nuggets
- #5 Immanuel Quickley, G, Toronto Raptors
- #30 Julius Randle, F/C, Minnesota Timberwolves
- #12 Antonio Reeves, G, New Orleans Pelicans
- #4 Nick Richards, C, Charlotte Hornets
- #17 Shaedon Sharpe, G, Portland Trail Blazers
- #15 Reed Sheppard, G, Houston Rockets
- #00 Jacob Toppin, F, New York Knicks - two-way contract
- #32 Karl-Anthony Towns, C/F, New York Knicks
- #44 Oscar Tshiebewe, F/C, Utah Jazz - two-way contract
- #2 Jarred Vanderbilt, F, Los Angeles Lakers
- #22 Cason Wallace, G, Oklahoma City Thunder
- #25 PJ Washington, F, Dallas Mavericks
- #23 TyTy Washington, Phoenix Suns - two-way contract

MOST NBA PLAYERS ON OPENING DAY ROSTER (including 2-way)

1.	Kentucky	29
2.	Duke	24
3.	UCLA	14
4.	Arizona	12
5.	Arkansas	11
	Kansas	11
	Gonzaga	11
	USC	11

SEC ONLY

1	Kentucky	29
2	Arkansas	11
3	Texas	10
4	Alabama	7
	LSU	7
	Tennessee	7
7	Texas A&M	5
	Vanderbilt	5
9	Auburn	4
	Florida	4
	Missouri	4
12	Georgia	3
	Oklahoma	3
14	South Carolina	2
15	Ole Miss	0
	Mississippi State	0

PRESEASON HONORS

JOHNELL DAVIS

- John R. Wooden Award Preseason Top 50 Watch List
- 1 of 50 on Lute Olson Player of the Year Watch list
- 1 of 20 on NABC Division I Player of the Year Watch List
- 1 of 50 on Naismith Trophy Player of the Year Watch List
- 1 of 20 on Jerry West Shooting Guard of the Year Watch List
- All-America (3rd Team) by CBS Sports
- All-America (3rd Team) by Sports Illustrated
- All-America (3rd Team) by Fox Sports
- All-America (received votes) by AP *
- All-American (received votes) by The Athletic
- All-SEC (2nd Team) by SE C Media
- All-SEC (2nd Team) by SEC Coaches
- All-SEC (2nd Team) by USA TODAY Sports Network
- #1 overall transfer by On3
- #1 "Impact Transfer" by Field of 68
- #2 overall transfer by NCAA.com
- #2 player in the CBS Sports transfer rankings
- 1 of 30 "Impact Transfers" by College Hoops Today
- #22 on ESPN List of Top 100 Players for 2024-25
- #49 on CBS Sports List of Top 100 Players for 2024-25
- * - AP only lists 1st team and those who received votes

JONAS AIDOO

- 1 of 20 on Kareem Abdul-Jabbar Center of the Year Watch List
- All-SEC (2nd Team) by Media
- All-SEC (2nd Team) by Coaches
- All-SEC (2nd Team) by USA TODAY Sports Network
- #10 overall transfer by On3
- #11 player in the CBS Sports transfer rankings
- #23 "Impact Transfer" by Field of 68
- 1 of 30 "Impact Transfers" by College Hoops Today
- #59 on CBS Sports List of Top 100 Players for 2024-25
- #64 on ESPN List of Top 100 Players for 2024-25

D.J. WAGNER

- 1 of 30 "Impact Transfers" by College Hoops Today
- #38 player in the CBS Sports transfer rankings
- #92 on ESPN List of Top 100 Players for 2024-25

ADOU THIERO

- #70 player in the CBS Sports transfer rankings

BOOGIE FLAND

- 1 of 20 on Jerry West Shooting Guard of the Year Watch List
- #8 "Impact Freshman" by Field of 68

KARTER KNOX

- #9 "Impact Freshman" by Field of 68



Good As Gold



- Did you know, Razobacks D.J. Wagner, Boogie Fland and Karter Knox were all on the U17 USA Basketball team that won gold in 2022 at the FIBA World Championships played Spain?

^ #5 Karter Knox	10.6 pts	3.6 rebs		
^ #12 D.J. Wagner	9.0 pts	3.1 reb	2.9 assists	
^ #7 Boogie Fland	4.6 pts	2.7 rebs	3.6 assists	



Acuff and Thomas on Naismith Player of the Year Watch List

- Razorback signees Darius Acuff Jr., and Meleek Thomas were two of 50 players named to the 2024-25 Jersey Mike's Naismith Trophy Boys High School Player of the Year Watch List, the Atlanta Tipoff Club announced.
- Acuff and Thomas are both listed among the nation's top 10 recruits by ESPN.com, ranking as the top two point guards in the country, respectively. Acuff is additionally considered the nation's top point guard by 247Sports and On3Composite. Thomas is the top-ranked shooting guard by 247Sports and the #2 shooting guard by On3, Rivals and 247Sports.
- Acuff and Thomas are the first Razorback signees to be listed among the national top 15 players by both 247Sports and ESPN in the same recruiting class. Additionally, Arkansas is the only program to sign two of the top 10 players on the ESPN100 list with Acuff ranking eighth and Thomas ninth.



RAZORBACK RECRUITING CLASS OF 2025

Darius Acuff Jr.

6-2, 180, G || Detroit, Mich. || IMG Academy (Fla.)

Publication	Rating	National	Position	State
247Sports	★★★★★	5	1 PG	2 FLA
ESPN	★★★★★	8	1 PG	1 MICH
On3 Composite	★★★★★	9	1 PG	2 FLA
247 Composite	★★★★★	12	2 PG	3 FLA
Rivals	★★★★★	13	4 PG	-
On3	★★★★★	22	4 PG	4 FLA

- Named to the 2024-25 Jersey Mike's Naismith Trophy Boys High School Player of the Year Top Watch List (1 of 50)
- Listed 12th on the 2026 NBADraft.net Mock Draft and 14th on NBADraftRoom.com.
- 2024-25 Preseason MaxPreps 2nd team All-America.
- 2024 FIBA Men's U18 AmeriCup: Tournament MVP and named to the All-Star Five ... Led the USA to a gold medal ... Averaged 17.8 points, 4.7 rebounds, and 4.0 assists ... In the championship game against Argentina, scored 26 points, had nine assists, six rebounds, and three steals.
- #11 on the USA TODAY High School Sports basketball rankings: Top 15 players in the 2025 class.
- 2023-24 MaxPreps honorable mention All-America and second team Junior All-America.
- As a junior, averaged 20.4 points and 5.5 assists per game for IMG Academy, helping the Ascenders post a 20-9 record and rank sixth in the final MaxPreps poll ... Also in 2023-24, led all players with 21.4 scoring average while ranking second in assists (3.7 avg) in the 12 games of the EYBL Scholastic
- Averaged 23.9 points and 3.6 assists for The Family in the 2024 Nike EYBL spring circuit.
- Played at Cass Technical HS in Detroit before transferring to IMG Academy for his junior season ... As a sophomore, named the 2023 MaxPreps Michigan High School Basketball Player of the Year and second team MaxPreps Sophomore All-America.
- Averaged 21.4 points and 5.7 assists as a sophomore and led Cass Tech to the 2023 MHSAA Division 1 title.



Meleek Thomas

6-4, 180, G || Pittsburgh, Pa. || Overtime Elite - City Reapers (Ga.)

Publication	Rating	National	Position	State
On3	★★★★★	7	2 SG	2 GA
Rivals	★★★★★	7	2 SG	-
247 Composite	★★★★★	8	1 SG	2 GA
On3 Composite	★★★★★	8	2 SG	2 GA
ESPN	★★★★★	9	2 PG	1 PA
247Sports	★★★★★	11	1 SG	2 GA

- Named to the 2024-25 Jersey Mike's Naismith Trophy Boys High School Player of the Year Top Watch List (1 of 50)
- Listed 10th on the NBADraftRoom.com 2026 Mock NBA Draft and 18th on NBADraft.net.
- #8 on the USA TODAY High School Sports basketball rankings: Top 15 players in the 2025 class.
- 2023-24 MaxPreps honorable mention All-America and second team Junior All-America.
- In the summer of 2024, participated in The Program Classic Boys All-Star Game in New York City and the NBA Top 100 Camp this past week ... Played in the 2023 and 2024 SLAM Summer Classic.
- 2022-23 honorable mention Jersey Mike's Naismith HS All-America and first team MaxPreps All-Sophomore All-America.
- Two-time Pittsburgh Tribune-Review Boys Basketball Player of the Year (2023 and 2024) ... Two-time first team 4A All-State ... Led Lincoln Park Performing Art Charter School (Midland, Pa.) to back-to-back 4A PIAA Championships in 2023 and 2024.
- Averaged a double-double as a junior as a junior with 23.5 points and 10.8 rebounds while adding 5.8 assists and 3.3 steals per game. Lincoln Park went 28-3, winning WPIAL 4A titles.
- Scored 1,750 points in three years at Lincoln Park.
- Averaged 20.3 points (ninth best in the Nike EYBL), 6.1 rebounds and 3.1 assists for New Heights Lightning NYC in the spring of 2024.



Isaiah Sealy

6-7, 200, F || Springdale, Ark. || Springdale HS

Publication	Rating	National	Position	State
ESPN	★★★★	55	15 SF	1 ARK
On3 Composite	★★★★	69	17 SF	1 ARK
247 Composite	★★★★	70	15 SF	1 ARK
On3	★★★★	82	17 SF	1 ARK
Rivals	★★★★	88	26 SG	-
247Sports	★★★★	98	25 SF	1 ARK

- As a junior, named to the Arkansas Democrat-Gazette All-Arkansas Preps second team.
- Named 2024 6A first team All-State and first team 6A-West All-Conference.
- As a junior, averaged 28.2 points, 8 rebounds, 3 assists, 1.8 block shots and 1.3 steals.
- As a sophomore, led the Bulldogs to the 6A state championship game as he averaged 17 points, 7 rebounds, 3 assists and 2 blocked shots.
- Named to the 2023 Arkansas Democrat-Gazette All-Arkansas Preps Underclassman Team and the Northwest Arkansas Democrat Gazette 6A Boys Basketball Team.
- During the first leg of the 2024 Nike EYBL summer circuit in Memphis, played for Pro Skills Elite and, in three games, averaged 16.3 points, 5.7 rebounds and 1.3 assists in just 18.0 minutes.



TEAM MISCELLANEOUS STATS

RECORD BREAKDOWN

At Bud Walton Arena	2024-25: 5-0	Cal Era: 5-0
On The Road	2024-25: 1-0	Cal Era: 1-0
Neutral Site	2024-25: 0-2	Cal Era: 0-2
White "Razorbacks" Uni	2024-25: 5-0	Cal Era: 5-0
White "94 "Razorbacks" Uni	2024-25: 0-1	Cal Era: 0-1
White "Hog" Uni	2024-25: 0-0	Cal Era: 0-0
Cardinal "Arkansas" Uni	2024-25: 1-1	Cal Era: 1-1
Cardinal "94 "Razorbacks" Uni	2024-25: 0-0	Cal Era: 0-0

STARTING THE GAME

When ARK wins tip	2024-25: 6-2	Cal Era: 6-2
When OPP wins tip	2024-25: 0-0	Cal Era: 0-0
When ARK scores first	2024-25: 4-0	Cal Era: 4-0
When OPP scores first	2024-25: 2-2	Cal Era: 2-2

LEADS AND DEFICITS

Leading at the half	2024-25: 4-0	Cal Era: 4-0
• 2024-25: home: 4-0 road: 0-0 neutral 0-0		
Trailing at the half	2024-25: 2-2	Cal Era: 2-2
• 2024-25: home: 1-0 road: 0-0 neutral 0-1		
Tied at the half	2024-25: 0-0	Cal Era: 0-0
• 2024-25: home: 0-0 road: 0-0 neutral 0-0		
'24-25 W/ 10:00 left	Leading: 5-0 Trailing: 1-2 Tied: 0-0	
• Cal Era	Leading: 5-0 Trailing: 1-2 Tied: 0-0	
'24-25 W/ 5:00 left	Leading: 5-0 Trailing: 1-2 Tied: 0-0	
• Cal Era	Leading: 5-0 Trailing: 1-2 Tied: 0-0	
'24-25 W/ 2:00 left	Leading: 5-0 Trailing: 0-2 Tied: 1-0	
• Cal Era	Leading: 5-0 Trailing: 0-2 Tied: 1-0	
1 Possession GMS (3 pts or less)	2024-25: 1-0	Cal Era: 1-0
GMS decided by 4-to-10 pts	2024-25: 0-1	Cal Era: 0-1
GMS decided by 11-to-20 pts	2024-25: 4-1	Cal Era: 4-1
GMS decided by 21-plus pts	2024-25: 1-0	Cal Era: 1-0
Overtime games	2024-25: 0-0	Cal Era: 0-0

OFFENSE

Scoring less than 60 points	2024-25: 0-0	Cal Era: 0-0
Scoring 60-69 points	2024-25: 1-1	Cal Era: 1-1
Scoring 70-79 points	2024-25: 3-1	Cal Era: 3-1
Scoring 80-89 points	2024-25: 0-0	Cal Era: 0-0
Scoring 90-99 points	2024-25: 1-0	Cal Era: 1-0
Scoring 100+ points	2024-25: 1-0	Cal Era: 1-0
1-2 Hogs in Double Figures	2024-25: 0-1	Cal Era: 0-1
3 Hogs in Double Figures	2024-25: 2-1	Cal Era: 2-1
4 Hogs in Double Figures	2024-25: 3-0	Cal Era: 3-0
5 Hogs in Double Figures	2024-25: 0-0	Cal Era: 0-0
6-7 Hogs in Double Figures	2024-25: 1-0	Cal Era: 1-0
8+ Hogs in Double Figures	2024-25: 0-0	Cal Era: 0-0
At least 1 Hog Scores 20+	2024-25: 1-1	Cal Era: 1-1
2 Hogs Score 20+	2024-25: 2-0	Cal Era: 2-0
3+ Hogs Score 20+	2024-25: 0-0	Cal Era: 0-0

OPPONENTS' OFFENSE

Scoring 30-39 points	2024-25: 1-0	Cal Era: 1-0
Scoring 40-49 points	2024-25: 1-0	Cal Era: 1-0
Scoring 50-59 points	2024-25: 0-0	Cal Era: 0-0
Scoring 60-69 points	2024-25: 2-0	Cal Era: 2-0
Scoring 70-79 points	2024-25: 2-1	Cal Era: 2-1
Scoring 80-89 points	2024-25: 0-0	Cal Era: 0-0
Scoring 90-99 points	2024-25: 1-0	Cal Era: 1-0
Scoring 100+ points	2024-25: 0-0	Cal Era: 0-0

SHOOTING PCT

	FG%	3PT%
50% or Better	'24-25: 2-0	Cal Era: 2-0
40% - 49.9%	'24-25: 4-2	Cal Era: 4-2
30% - 39.9%	'24-25: 0-0	Cal Era: 0-0
20% - 29.9%	'24-25: 0-0	Cal Era: 0-0

OPP SHOOTING PCT

	FG%	3PT%
50% or Better	'24-25: 1-0	Cal Era: 1-0
40% - 49.9%	'24-25: 2-2	Cal Era: 2-2
30% - 39.9%	'24-25: 2-0	Cal Era: 2-0
20% - 29.9%	'24-25: 1-0	Cal Era: 1-0
19.9% or Worse	'24-25: 0-0	Cal Era: 0-0

REBOUNDING/TURNOVERS

Out-rebounding opponent	2024-25: 4-1	Cal Era: 4-1
Out-rebounded by opp.	2024-25: 1-1	Cal Era: 1-1
Rebounds are even	2024-25: 1-0	Cal Era: 1-0
Grabbing 10+ off reb	2024-25: 0-2	Cal Era: 0-2
Forcing 15+ turnovers	2024-25: 5-0	Cal Era: 5-0
Committing less than 15 TO	2024-25: 4-2	Cal Era: 4-2

BY MONTH

In November	2024-25: 5-2	Cal Era: 5-2
In December	2024-25: 1-0	Cal Era: 1-0
In January	2024-25: 0-0	Cal Era: 0-0
In February	2024-25: 0-0	Cal Era: 0-0
In March	2024-25: 0-0	Cal Era: 0-0
In April	2024-25: 0-0	Cal Era: 0-0

PLAYER MISCELLANEOUS STATS

* - Indicates played in some games but redshirted that season

LED HIS TEAM IN SCORING (INCLUDES TIES)

Player	20-21	21-22	22-23	23-24	24-25	Career
Aidoo	-	1	0	4	0	5
Brazile	-	0	2*	0	0	2
Davis	0	1	11	15	0	27
Fland	-	-	-	-	2	2
Ivisic	-	-	-	0	1	1
Knox	-	-	-	-	1	1
Richmond III	-	-	-	-	0	0
Sanchez	-	-	7	10	0	17
Thiero	-	-	0	0	5	5
Wagner	-	-	-	2	0	2

LED HIS TEAM IN REBOUNDING (INCLUDES TIES)

Player	20-21	21-22	22-23	23-24	24-25	Career
Aidoo	-	0	9	17	0	26
Brazile	-	7	5*	12	2	26
Davis	0	5	6	10	2	23
Ivisic	-	-	-	3	1	4
Knox	-	-	-	-	0	0
Richmond III	-	-	-	-	1	1
Sanchez	-	-	3	9	0	12
Thiero	-	-	0	8	5	13
Wagner	-	-	-	2	0	2

LED HIS TEAM IN ASSISTS (INCLUDES TIES)

Player	20-21	21-22	22-23	23-24	24-25	Career
Brazile	-	0	0	0	0	0
Davis	0	1	5	12	1	19
Fland	-	-	-	-	6	6
Sanchez	-	-	4	4	0	8
Thiero	-	-	0	1	0	1
Wagner	-	-	-	7	1	8

DOUBLE-FIGURE SCORING GAMES

Player	20-21	21-22	22-23	23-24	24-25	Career
Aidoo	-	0	4	22	0	26
Brazile	-	4	6*	9	0	9
Davis	0	6	24	31	3	64
Fland	-	-	-	-	7	7
Ivisic	-	-	-	4	7	11
Knox	-	-	-	-	1	1
Richmond III	-	-	-	-	2	2
Sanchez	-	-	21	20	0	41
Thiero	-	-	0	5	6	11
Wagner	-	-	-	13	4	17

DOUBLE FIGURE REBOUNDING GAMES

Player	20-21	21-22	22-23	23-24	24-25	Career
Aidoo	-	0	2	10	0	12
Brazile	-	1	2*	4	0	7
Davis	0	0	3	3	0	6
Ivisic	-	-	-	0	0	0
Sanchez	-	-	1	2	0	3
Thiero	-	-	0	1	0	1

DOUBLE FIGURE ASSISTS GAMES

Player	20-21	21-22	22-23	23-24	24-25	Career
Wagner	-	-	-	1	0	1

DOUBLE-DOUBLES

Player	20-21	21-22	22-23	23-24	24-25	Career
Aidoo	-	0	1	8	0	9
Brazile	-	0	2*	4	0	6
Davis	0	0	3	3	0	6
Ivisic	-	-	-	0	0	0
Sanchez	-	-	1	1	0	2
Thiero	-	-	0	1	0	1
Wagner	-	-	-	1	0	1

TRIPLE-DOUBLES

Player	20-21	21-22	22-23	23-24	24-25	Career
--	-	-	-	-	-	-

20+ POINT SCORING GAMES

Player	20-21	21-22	22-23	23-24	24-25	Career
Aidoo	-	0	0	3	0	3
Brazile	-	0	3*	0	0	3
Davis	0	0	4	12	0	16
Fland	-	-	-	-	2	21
Ivisic	-	-	-	0	0	0
Knox	-	-	-	-	1	1
Richmond III	-	-	-	-	0	0
Sanchez	-	-	6	5	0	11
Thiero	-	-	0	0	4	4
Wagner	-	-	-	2	0	2

30+/40+ POINT SCORING GAMES

Player	20-21	21-22	22-23	23-24	24-25	Career
Davis	0/0	0/0	1/0	3/0	0/0	4/0
Sanchez	-	-	1/0	3/0	0/0	4/0

1+/3+ THREE-POINTERS MADE IN A GAME

Player	20-21	21-22	22-23	23-24	24-25	Career
Aidoo	-	0/0	4/0	2/0	0/0	6/0
Brazile	-	10/0	5/3*	15/2	1/0	31/5
Davis	5/0	20/0	24/4	27/7	5/2	81/13
Fland	-	-	-	-	7/3	7/3
Ivisic	-	-	-	4/1	7/4	11/5
Knox	-	-	-	-	2/1	2/1
Richmond III	-	-	-	-	0/0	0/0
Sanchez	-	-	27/13	28/14	0/0	55/27
Thiero	-	-	3/0	7/0	3/0	13/0
Wagner	-	-	-	16/3	4/2	20/5

5+ REBOUNDS IN A GAME

Player	20-21	21-22	22-23	23-24	24-25	Career
Aidoo	-	5	16	27	1	49
Brazile	-	16	6*	15	3	40
Davis	7	16	24	25	4	76
Fland	-	-	-	-	2	2
Ivisic	-	-	-	5	4	9
Knox	-	-	-	-	1	1
Richmond III	-	-	-	-	1	1
Sanchez	-	-	9	13	0	22
Thiero	-	-	3	16	5	24
Wagner	-	-	-	2	2	4

3+/5+ ASSISTS IN A GAME

Player	20-21	21-22	22-23	23-24	24-25	Career
Davis	3/3	4/3	9/5	18/11	2/1	36/23
Aidoo	-	0/0	1/0	4/0	0/0	5/0
Fland	-	-	-	-	7/5	7/5
Ivisic	-	-	-	0/0	1/0	1/0
Knox	-	-	-	-	0	0
Sanchez	-	-	4	10	0	14
Thiero	-	-	0/0	3/0	2/1	5/1
Wagner	-	-	-	20/7	5/4	25/11

3+ BLOCKS IN A GAME

Player	20-21	21-22	22-23	23-24	24-25	Career
Aidoo	-	3	6	11	0	20
Brazile	-	5*	1	4	0	10
Ivisic	-	-	-	4	4	8
Thiero	-	-	0	4	0	4
Wagner	-	-	-	0	0	0

3+ STEALS IN A GAME

Player	20-21	21-22	22-23	23-24	24-25	Career
Aidoo	-	0	1	1	0	3
Davis	0	4	9	6	0	19
Fland	-	-	-	-	2	2
Ivisic	-	-	-	0	0	0
Sanchez	-	-	1	1	0	2
Thiero	-	-	0	1	4	5
Wagner	-	-	-	3	1	4

DUNKS

Player	20-21	21-22	22-23	23-24	24-25	Career
Aidoo	-	3	21	47	2	73
Brazile	-	NA	12*	28	8	48
Davis	NA	NA	NA	NA	2	--
Fland	-	-	-	-	0	0
Ivisic	-	-	-	15	4	19
Knox	-	-	-	-	2	2
Richmond III	-	-	-	-	3	3
Sanchez	-	-	NA	NA	0	NA
Thiero	-	-	2	23	19	44
Wagner	-	-	-	1	1	2

Razorbacks Picked to Finish 4th; Aidoo and Davis Honored as Preseason All-SEC

• MEDIA •

MEDIA PRESEASON FIRST TEAM ALL-SEC

Mark Sears - Alabama
Johni Broome - Auburn
Walter Clayton Jr. - Florida
Zakai Zeigler - Tennessee
Wade Taylor IV - Texas A&M

MEDIA PRESEASON SECOND TEAM ALL-SEC

Grant Nelson - Alabama
Jonas Aidoo - Arkansas
Johnell Davis - Arkansas

Matthew Murrell - Ole Miss
Josh Hubbard - Mississippi State

MEDIA PRESEASON THIRD TEAM ALL-SEC

Chad Baker-Mazara - Auburn
Alex Condon - Florida
Jaxson Robinson - Kentucky
Collin Murray-Boyles - South Carolina
Tramon Mark - Texas

MEDIA PRESEASON SEC PLAYER OF THE YEAR

Mark Sears - Alabama

MEDIA PREDICTED ORDER OF FINISH

Alabama
Auburn
Tennessee
Arkansas
Texas A&M
Florida
Texas
Kentucky
Ole Miss
Mississippi State
South Carolina
Georgia
Missouri
LSU
Oklahoma
Vanderbilt

• COACHES •

COACHES PRESEASON FIRST TEAM ALL-SEC

Mark Sears - Alabama
Johni Broome - Auburn
Walter Clayton Jr. - Florida
Zakai Zeigler - Tennessee
Wade Taylor IV - Texas A&M

COACHES PRESEASON SECOND TEAM ALL-SEC

Grant Nelson - Alabama
Jonas Aidoo - Arkansas
Johnell Davis - Arkansas
Matthew Murrell - Ole Miss
Josh Hubbard - Mississippi State

COACHES PRESEASON THIRD TEAM ALL-SEC

Chad Baker-Mazara - Auburn
Jaxson Robinson - Kentucky
Collin Murray-Boyles - South Carolina
Tre Johnson - Texas
Tramon Mark - Texas

COACHES PRESEASON SEC PLAYER OF THE YEAR

Mark Sears - Alabama

The Slobbering Hog Returns

• After a 17-year absence, the beloved "Slobbering Hog" logo has returned to center court for Razorback basketball.

• The "Slobbering Hog" return was made possible after Arkansas AD Hunter Yurachek set out a challenge to Razorback fans to raise money for NIL to bring the logo back. Arkansas Edge, the school's NIL collective, raised \$500,000, thanks in part from a late donation and proceeds from a Justin Moore concert at the Walmart Arkansas Music Pavilion, to reach the goal.



• QUICK FACTS

^ Best research indicates the "Slobbering Hog" made its first appearance for the 1974-75 season in Barnhill Arena for Eddie Sutton's first season.

^ Made the transition to Bud Walton Arena for the 1993-94 season.

^ The last men's game played in Bud Walton Arena – prior to 2024-25 – with the "Slobbering Hog" was Feb. 28, 2007, a 67-58 win over Mississippi State.

^ For the start of the 2007-08 season – and start of the John Pelphrey era – the current Razorback-branded logo was installed at Bud Walton Arena.

^ Oct. 9, 2024, the "Slobbering Hog" logo at Bud Walton Arena was officially reintroduced to the public via social media posts.

^ Including a 5-0 mark this year, Arkansas is 388-65 (.856) all-time with the "Slobbering Hog" at midcourt.

NOTE: Arkansas paid homage to the "Slobbering Hog" in Bud Walton Arena from 2019-20 until 2023-24 as part of the "Nolan Richardson Court" logos



ARKANSAS IN 2024-25 RANKINGS

Thru Dec. 4



TEAM IN THE NCAA/SEC	NCAA	SEC	NO.
Assist/Turnover Ratio (355 ranked)	149	13	1.22
Assists Per Game (355 ranked)	137	11	14.8
Bench Points per game (355 ranked)	280	16	18.5
Blocks Per Game (355 ranked)	52	10	4.8
Effective FG pct (355 ranked)	35	5	0.568
Fastbreak Points (355 ranked)	18	3	17.25
Field Goal Percentage (355 ranked)	27	7	49.8
Field Goal Percentage Defense (355 ranked)	83	9	40.4
Fouls Per Game (355 ranked)	42	2	14.9
Free Throw Attempts Per Game (355 ranked)	254	15	17.9
Free Throw Percentage (355 ranked)	176	12	71.3
Free Throws Made Per Game (355 ranked)	244	16	12.8
Rebound Margin (355 ranked)	155	12	3
Rebounds (Defensive) Per Game (355 ranked)	96	8	27.13
Rebounds (Offensive) Per Game (355 ranked)	328	16	8.25
Rebounds Per Game (355 ranked)	243	14	35.38
Scoring Defense (355 ranked)	54	6	64.8
Scoring Margin (355 ranked)	51	11	15.3
Scoring Offense (355 ranked)	99	14	80
Steals Per Game (355 ranked)	22	4	10
Three Point Attempts Per Game (355 ranked)	205	14	22.6
Three Point Percentage (355 ranked)	81	7	36.5
Three Point Percentage Defense (355 ranked)	106	9	30.5
Three Pointers Per Game (354 ranked)	146	9	8.3
Turnover Margin (355 ranked)	39	7	3.9
Turnovers Forced Per Game (355 ranked)	29	3	16
Turnovers Per Game (355 ranked)	177	12	12.1
Winning Percentage (351 ranked)	72	15	75

RAZORBACKS IN THE NCAA/SEC

	PLAYER	NCAA	SEC	NO.
Assist/Turnover Ratio (350 ranked)	Boogie Fland	72	6	2.67
	D.J. Wagner	231	21	1.79
Assists (332 ranked)	Boogie Fland	72	3	40
Assists Per Game (345 ranked)	Boogie Fland	64	2	5
	D.J. Wagner	345	22	3.1
Blocks (335 ranked)	Zvonimir Ivisic	13	2	21
Blocks Per Game (338 ranked)	Zvonimir Ivisic	11	2	2.63
Double Doubles (181 ranked)	--			
Field Goal Attempts (341 ranked)	Boogie Fland	324	14	91
Field Goal Percentage (346 ranked)	Adou Thiero	42	2	59.3
	Boogie Fland	281	15	44
Field Goals (338 ranked)	Adou Thiero	110	7	51
Free Throw Attempts (338 ranked)	Adou Thiero	55	4	54
	Boogie Fland	250	16	38
Free Throw Percentage (349 ranked)	Boogie Fland	151	9	84.2
Free Throws (348 ranked)	Adou Thiero	114	8	35
	Boogie Fland	166	11	32
Minutes Per Game (350 ranked)	D.J. Wagner	96	2	33:47
	Boogie Fland	146	5	32:39
Points (336 ranked)	Adou Thiero	135	12	141
	Boogie Fland	229	15	129
Points Per Game (346 ranked)	Adou Thiero	84	9	17.6
	Boogie Fland	170	12	16.1
Rebounds (345 ranked)	--			
Rebounds (Defensive) Per Game (350 ranked)	--			
Rebounds (Offensive) Per Game (320 ranked)	--			
Rebounds Per Game (329 ranked)	--			
Steals (328 ranked)	Adou Thiero	31	4	20
	D.J. Wagner	138	15	15
	Boogie Fland	256	17	13
Steals Per Game (318 ranked)	Adou Thiero	30	3	2.5
	D.J. Wagner	129	13	1.88
	Boogie Fland	233	17	1.63
Three Point Attempts (342 ranked)	--			
Three Point Percentage (159 ranked)	--			
Three Pointers Per Game (348 ranked)	Zvonimir Ivisic	176	12	2.38
	Boogie Fland	242	18	2.13
Total 3-point FGM (330 ranked)	Zvonimir Ivisic	185	14	19
	Boogie Fland	276	20	17
Triple Doubles (1 ranked)	--			

COACH CAL

RADIO SHOW TV SHOW

LIVE WITH

COACH CAL

at Sassy's

PRESENTED BY WESTROCK

MONDAY, DECEMBER 23, 2024

MONDAY, DECEMBER 24, 2024

MONDAY, DECEMBER 25, 2024

MONDAY, DECEMBER 26, 2024

MONDAY, DECEMBER 27, 2024

MONDAY, DECEMBER 28, 2024

MONDAY, DECEMBER 29, 2024

MONDAY, DECEMBER 30, 2024

MONDAY, DECEMBER 31, 2024

MONDAY, JANUARY 6, 2025

MONDAY, JANUARY 20, 2025

MONDAY, JANUARY 27, 2025

MONDAY, FEBRUARY 3, 2025

MONDAY, FEBRUARY 10, 2025

MONDAY, FEBRUARY 17, 2025

MONDAY, FEBRUARY 24, 2025

ALL SHOWS AT SASSY'S ON STEAMBOAT DR.

COURTSIDE

WITH CAL

SUNDAY, JANUARY 5

SUNDAY, JANUARY 12

SUNDAY, JANUARY 19

SUNDAY, JANUARY 26

SUNDAY, FEBRUARY 2

SUNDAY, FEBRUARY 9

SUNDAY, FEBRUARY 16

SUNDAY, FEBRUARY 23

SUNDAY, MARCH 2

SUNDAY, MARCH 9



FINAL 2023-24 SEC STANDINGS



Thru Dec. 4, 2024

	SEC	PCT.	HOME	AWAY	OVERALL	PCT.	HOME	ROAD	NEUTRAL	STRK
Florida	0-0	-	0-0	0-0	9-0	1.000	5-0	1-0	3-0	W9
Oklahoma	0-0	-	0-0	0-0	8-0	1.000	5-0	0-0	3-0	W8
Tennessee	0-0	-	0-0	0-0	8-0	1.000	5-0	1-0	2-0	W8
Georgia	0-0	-	0-0	0-0	8-1	.889	6-0	1-0	0-1	W3
Vanderbilt	0-0	-	0-0	0-0	8-1	.889	5-0	1-0	2-1	W2
Auburn	0-0	-	0-0	0-0	7-1	.875	3-0	0-1	4-0	L1
Kentucky	0-0	-	0-0	0-0	7-1	.875	6-0	0-1	1-0	L1
LSU	0-0	-	0-0	0-0	7-1	.875	5-0	1-0	1-1	W3
Ole Miss	0-0	-	0-0	0-0	7-1	.875	4-0	1-0	2-1	W1
Mississippi State	0-0	-	0-0	0-0	7-1	.875	4-0	1-0	2-1	W1
Missouri	0-0	-	0-0	0-0	7-1	.875	7-0	0-1	0-0	W7
Texas	0-0	-	0-0	0-0	7-1	.875	4-0	1-0	2-1	W7
Alabama	0-0	-	0-0	0-0	7-2	.778	3-0	1-1	3-1	W1
Texas A&M	0-0	-	0-0	0-0	7-2	.778	5-0	0-1	2-1	W3
Arkansas	0-0	--	0-0	0-0	6-2	.750	5-0	1-0	0-2	W1
South Carolina	0-0	-	0-0	0-0	5-3	.625	3-1	1-1	1-1	

AP (Dec. 2)

1	Kansas (35)	7-0	1499
2	AUBURN (26)	7-0	1490
3	TENNESSEE	7-0	1351
4	KENTUCKY	7-0	1267
5	Marquette	8-0	1246
6	Iowa State	5-1	1225
7	Gonzaga	7-1	1181
8	Purdue	7-1	1058
9	Duke	5-2	941
10	ALABAMA	6-2	939
11	Wisconsin	8-0	903
12	Oregon	8-0	80
13	FLORIDA	8-0	782
14	Cincinnati	6-0	774
15	BAYLOR	5-2	567
16	Memphis	6-1	500
17	Houston	4-3	402
18	Pittsburgh	7-1	374
19	ILLINOIS	6-1	351
20	North Carolina	4-3	292
21	OKLAHOMA	7-0	266
22	TEXAS A&M	6-2	207
23	OLE MISS	6-1	156
24	San Diego State	4-2	143
25	UConn	5-3	123

RECEIVING VOTES: Michigan St. 108, **ARKANSAS 104**, **TEXAS 97**, **MICHIGAN 95**, Arizona St. 89, Indiana 72, Drake 58, Xavier 33, Utah St. 28, Louisville 27, West Virginia 26, Clemson 25, BYU 24, Dayton 24, Texas Tech 22, Nebraska 22, **MISSISSIPPI STATE 20**, Ohio St. 19, Maryland 13, UCLA 13, Creighton 12, Saint Mary's 11, **GEORGIA 10**, St. John's 7, Loyola Chicago 4, Florida St. 3, DePaul 3, UC Irvine 2, Columbia 2.

SEC SCHEDULE

SATURDAY, DECEMBER 7	TB	CT
UTSA at Arkansas	SECN+	1:00p
East Carolina at South Carolina	SECN+	1:00p
Alcorn St. at Oklahoma	SECN+	7:00p
Lindenwood at Ole Miss	SECN+	7:00p
Kentucky vs. Gonzaga (Seattle)	ESPN2	9:00p
SUNDAY, DECEMBER 8	TV	CT
Richmond at Auburn	SEC	11:00a
Vanderbilt vs. TCU (Fort Worth)	ESPNU	11:30a
Kansas at Missouri	ESPN2	12:00p
Prairie View at Mississippi State	SECN+	3:00p
UConn at Texas	ESPN	4:00p
TX A&M vs. TX Tech (Fort Worth)	ESPN2	6:00p
FGCU at LSU	SECN+	7:00p
TUESDAY, DECEMBER 10	TV	CT
Tennessee vs Miami (Jimmy V)	ESPN	5:30p
Arkansas vs Michigan (Jimmy V)	ESPN	8:00p
WEDNESDAY, DECEMBER 11	TV	CT
Colgate at Kentucky	ESPN2	7:00p
New Mexico State at Texas	SECN+	7:00p

COACHES (Dec. 2)

1	Kansas (19)	7-0	760
2	AUBURN (12)	7-0	755
3	TENNESSEE	7-0	694
4	Marquette	8-0	646
5	Iowa State	5-1	629
6	KENTUCKY	7-0	628
7	Purdue	7-1	535
8	Gonzaga	7-1	517
9	Duke	5-2	472
10	Oregon	8-0	457
11	Wisconsin	8-0	450
12	ALABAMA	6-2	441
13	FLORIDA	8-0	427
14	Cincinnati	6-0	376
15	Memphis	6-1	265
16	BAYLOR	5-2	262
17	ILLINOIS	6-1	234
18	Houston	4-3	221
19	Pittsburgh	7-1	213
20	OLE MISS	6-1	139
21	OKLAHOMA	7-0	111
22	North Carolina	4-3	96
23	Michigan	6-1	90
24	TEXAS A&M	6-2	86
25	Michigan State	6-2	73

RECEIVING VOTES: UConn 63; San Diego State 56; **TEXAS 54**; **MISSISSIPPI STATE 39**; Arizona State 39; Drake 34; Texas Tech 32; **ARKANSAS 28**; UCLA 17; Xavier 16; BYU 16; Ohio State 15; Utah State 13; Saint Mary's 12; Dayton 10; St. John's 8; Nebraska 8; Indiana 8; Creighton 8; West Virginia 5; Maryland 5; Clemson 5; **GEORGIA 3**; Arizona 2; UC Irvine 1; Nevada 1;

HOGS RANKING BY WEEK

WEEK	AP	COACH	NET
Preseason	16	16	No Poll
Nov. 11	18	21	No Poll
Nov. 18	20	24	No Poll
Nov. 25	19	21	No Poll
Dec. 2	RV (#27)	RV (#33)	51

ARKANSAS IN THE POLLS

Ranking in AP Poll unless "*" indicating only ranked in the Coaches Poll

As	Overall	H	A	N	Last Meeting	Last Win
As #1	16-4	8-0	6-2	2-2	W, 97-79 vs #14 Georgetown @MEM (11/27/94)	Same
As #2	38-4	17-1	7-0	14-3	W, 76-72 vs #2 Duke @NCAA (4/4/94)	Same
As #3	29-5	13-0	10-5	6-0	W, 97-79 vs Tennessee (1/7/95)	Same
As #4	13-2	8-0	3-2	2-0	W, 94-71 at Missouri (12/3/94)	Same
As #5	13-8	1-1	2-4	10-3	L (OT), 95-93 vs #3 Kentucky @SEC (3/12/95)	69-58 vs #20 Alabama @SEC (3/11/95)
As #6	18-3	6-0	5-0	7-3	L, 89-78 vs #1 UCLA @NCAA (4/3/95)	75-68 vs #4 N. Carolina @NCAA (4/1/95)
As #7	18-1	4-0	7-0	7-1	W, 68-66 vs Auburn (3/4/95)	Same
As #8	9-10	6-1	1-5	2-4	L, 78-71 vs LSU @SEC (3/13/21)	70-64 vs Missouri @SEC (3/12/21)
As #9	27-7	7-1	6-2	15-4	L, 60-57 at LSU (12/28/22)	88-78 vs Oklahoma (12/10/22) @ Tulsa
As #10	20-4	11-1	2-1	7-2	W, 85-51 vs UNC Asheville (12/21/22)	Same
As #11	22-6	12-2	6-4	4-0	W, 99-58 vs San Jose St (12/03/22)	Same
As #12	22-9	11-0	8-5	2-4	L, 88-66 vs Oklahoma (12/11/21)	86-66 vs Charlotte (12/8/21)
As #13	18-6	12-1	3-5	3-0	L, 72-59 at #22 Auburn (1/7/23)	74-68 vs #20 Missouri (1/4/23)
As #14	32-6	16-1	8-2	8-3	L, 78-72 vs UNC Bg (11/7/23)	86-77 vs Old Dominion (11/13/23)
As #15	16-6	4-2	9-2	3-2	L, 97-84 at Vanderbilt (11/4/23)	90-68 vs Tennessee State (11/7/00)
As #16	18-6	13-0	3-4	2-2	L, 72-67 vs Baylor @ Dallas (11/09/24)	Same
As #17	18-9	5-0	5-2	****8-7	W, 69-78 vs #9 Duke @NCAA (3/26/22)	74-68 vs #1 Gonzaga @NCAA (3/24/22)
As #18	21-9	**1-4	8-4	2-1	W, 65-49 vs Troy (11/13/24)	Same
As #19	17-8	**9-2	3-3	5-3	L, 90-77 vs Illinois @KC (11/28/24)	109-35 vs UMES (11/25/24)
As #20	27-6	***13-0	1-0	****13-6	W, 79-67 vs Little Rock (11/22/24)	Same
As #21	6-4	3-0	0-1	3-3	L, 87-78 vs #15 N. Carolina @NCAA (3/21/15)	56-53 vs Wofford @NCAA (3/19/15)
As #22	8-5	4-1	2-3	1-1	L, 78-77 at Auburn (1/6/18)	84-79 (OT) vs Miss State @SEC (3/6/99)
As #23	7-1	5-0	2-1	0-0	W, 58-48 vs #16 Tennessee (2/19/22)	Same
As #24	7-1	4-0	3-0	0-1	L, 89-81 vs Hofstra @ NLR (12/18/21)	Same
As #25	6-4	6-0	0-3	0-1	W, 69-57 vs Ole Miss (01/21/23)	Same
TOT.	446-134	209-18	110-60	127-56	L, 90-77 vs Illinois @ KC (11/28/24)	109-35 vs UMES (11/28/24)

ARKANSAS VERSUS THE POLLS

Ranking in AP Poll unless "*" indicating only ranked in the Coaches Poll

Vs	Overall	H	A	N	Last Meeting	Last Win
Vs #1	3-11	1-2	0-2	2-7	W, 74-68 vs Gonzaga @NCAA (03/24/22)	Same
Vs #2	6-9	5-2	0-6	1-1	L, 86-83 at Alabama (2/25/23)	Same
Vs #3	0-15	0-1	0-3	0-11	L, 81-72 vs Baylor @ NCAA (3/29/21)	---
Vs #4	6-13	2-3	1-7	3-3	W, 72-71 vs Kansas @ NCAA (3/18/23)	Same
Vs #5	4-4	4-1	0-1	0-2	W, 74-71 vs Texas A&M (1/27/16)	Same
Vs #6	7-12	4-4	0-5	3-3	L, 63-57 vs Kentucky (1/27/24)	75-73 vs Kentucky (2/26/22)
Vs #7	2-5	2-0	0-1	0-4	W, 80-75 vs Duke *11/29/23	Same
Vs #8	3-6	2-1	1-3	0-2	L, 72-67 vs Baylor @ Dallas (11/9/24)	88-61 vs Alabama (1/6/07)
Vs #9	2-6	0-0	1-4	1-2	L, 78-69 vs Duke @NCAA (3/26/22)	91-82 vs Arizona @NCAA (4/2/94)
Vs #10	5-6	2-2	2-1	1-3	L, 88-65 vs UConn @NCAA (03/23/23)	(OT), 86-81 at Missouri (2/13/21)
Vs #11	5-8	2-2	1-4	2-2	L (OT), 79-76 vs Auburn (2/4/20)	104-93 vs Missouri (12/5/95)
Vs #12	7-10	2-2	2-5	*3-3	L, 75-57 at Tennessee (2/28/23)	Same
Vs #13	6-4	3-0	0-2	3-2	L, 78-74 at Tennessee (3/5/22)	87-85 vs Kentucky (1/4/14)
Vs #14	5-8	3-2	0-3	2-3	L, 87-72 vs North Carolina (11/24/24)	91-82 vs Auburn (2/27/18)
Vs #15	3-5	3-0	0-2	0-3	L, 87-78 vs N. Carolina @NCAA (3/21/15)	98-88 vs Mississippi State (1/7/12)
Vs #16	4-9	2-2	0-6	2-1	L, 92-88 OT at Alabama (3/9/24)	Same
Vs #17	4-4	1-2	1-1	2-1	L, 67-64 at Baylor (1/28/23)	(OT), 78-74 vs San Diego St (11/23/22)
Vs #18	5-8	1-2	2-3	2-3	L, 67-61 vs Texas A&M @SEC (3/10/23)	80-73 at Ole Miss (1-31-10)
Vs #19	8-4	3-1	3-1	2-2	L, 79-70 vs Oklahoma @ Tulsa (12/9/23)	90-89 at LSU (2/2/19)
Vs #20	11-5	5-2	1-2	5-1	W, 74-68 vs Missouri (1/5/23)	Same
Vs #21	5-3	2-1	1-0	2-2	W, 68-66 vs TX Tech @NCAA (3/21/21)	Same
Vs #22	4-3	4-1	0-2	0-0	L, 72-59 at Auburn (1/7/23)	(OT), 77-76 vs Kentucky (2/23/11)
Vs #23	3-8	1-2	0-3	2-2	L, 88-79 vs Kentucky (3/4/23)	Same
Vs #24	2-4	1-2	*0-1	*1-1	*L, 90-59 at Alabama (11/6/21)	*86-72 vs Indiana @NCAA (3/21/08)
Vs #25	4-6	*3-3	*0-1	1-2	L, 83-51 vs Auburn (1/6/24)	82-74 vs Vanderbilt (1/3/12)
TOT.	114-176	58-40	16-69	40-67	L, 72-67 vs #8 Baylor @ Dallas (11/9/24)	80-75 vs #7 Duke (11/29/23)

RANKED ARKANSAS VERSUS RANKED OPPONENT

Overall H A N
48-52 18-5 4-16 26-31
LAST TIME: #16 ARK vs #8 Baylor - L, 72-67 (11/9/24) LAST W: 74-68 vs #20 MIZ (01/04/23)
LAST W at Home: #13 ARK vs #20 MIZ - W, 74-68 (01/04/23)
LAST W on Road: #10 ARK at #18 BAMA - W, 86-80 (2/15/95)
LAST W vs Neutral: #9 ARK vs #17 AZTECS - W, 78-74 (ot) (11/23/22)

LAST TIME HOGS WON AS TOP 25

#	HOME	ROAD	NEUTRAL
#1: Miss State	3/5/94	LSU	3/2/94
#2: NW (La) St	12/4/93	Baylor	1/26/91
#3: Tennessee	1/7/95	Ole Miss	1/4/95
#4: Jackson St.	11/30/94	Missouri	12/03/94
#5: Miss State	1/11/95	Tennessee	1/29/94
#6: Montevallo	2/5/94	UAB	1/27/90
#7: Auburn	3/4/95	Florida	2/28/95
#8 Montevallo	2/25/95	LSU	2/22/95
#9: Oklahoma	12/10/22	S. Carolina	1/21/95
#10: UNCA	12/21/22	Alabama	2/15/95
#11: San Jose St	12/03/22	S. Alabama	11/29/89
#12: Charlotte	12/7/21	S. Carolina	3/2/21
#13: Missouri	01/04/23	Alabama	1/9/93
#14: Old Dominion	11/13/23	Alabama	2/13/93
#15: Tenn State	11/27/00	Miss State	1/31/98
#16: Lipscomb	11/07/24	S. Alabama	12/30/91
#17: SE Mo. State	11/27/82	Florida	2/6/93
#18: Troy	11/13/24	Florida	2/22/22
#19: UMES	11/25/07	Wake Forest	12/23/98
#20: Little Rock	11/18/24	LSU	1/2/99
#21: North Texas	12/05/00	--	(0-1)
#22: Providence	1/23/99	Memphis	1/10/98
#23: Tennessee	2/19/22	Missouri	2/15/22
#24: Florida	2/16/21	Ole Miss	2/14/15
#25: Iowa	11/30/14	--	(0-1)

LAST TIME HOGS WON VS TOP 25

#	HOME	ROAD	NEUTRAL
#1: Auburn	2/9/22	--	(0-2)
#2: Florida	2/5/13	--	(0-6)
#3: --	(0-1)	--	(0-3)
#4: Oklahoma	12/30/08	Kentucky	2/9/94
#5: Texas A&M	1/27/16	--	(0-1)
#6: Kentucky	2/26/22	--	(0-5)
#7: Duke	11/29-23	--	(0-1)
#8 Alabama	1/6/07	Kentucky	1/25/92
#9: --			

VERSUS 2024-25 OPPONENTS

NON-CONFERENCE

School	Gms	Series Record	Strk	H	A	N	Last Meeting
Baylor	146	Arkansas Leads, 96-50	L4	53-11	37-33	6-6	N - L, 72-67 (11/09/24)
Central Arkansas	8	Arkansas Leads, 8-0	W8	5-0	3-0	--	H - W, 97-60 (12/01/21)
Illinois	7	Arkansas Trails, 1-6	L1	--	0-1	1-5	N - L, 90-77 (11/28/24)
Little Rock	2	Arkansas Leads, 2-0	W2	2-0	--	--	H - W, 79-67 (11/22/24)
Lipscomb	5	Arkansas Leads, 4-0	W4	3-0	--	1-0	H - W, 76-60 (11/06/24)
UMES	2	Arkansas Leads, 2-0	W2	2-0	--	--	H - W, 109-35 (01/02/01)
Miami	2	Series Tied, 1-1	W1	--	1-0	0-1	A - W, 76-73 (12/03/24)
Michigan	7	Arkansas Trails, 3-4	L1	2-0	0-2	1-2	A - L, 89-67 (12/08/12)
North Carolina A&T	3	Arkansas Leads, 3-0	W3	2-0	--	1-0	H - W, 87-59 (12/29/10)
Oakland	2	Arkansas Leads, 2-0	W2	2-0	--	--	H - W, 91-68 (11/16/11)
Pacific	1	Arkansas Leads, 2-0	W1	1-0	--	--	W - W, 91-72 (11/18/24)
UTSA	6	Arkansas Leads, 6-0	W6	3-0	1-0	2-0	N - W, 79-67 (12/15/18) @ NLR
Troy	7	Arkansas Leads, 6-1	W5	4-1	--	2-0	H - W, 65-49 (11/13/24)

SOUTHEASTERN CONFERENCE

School	Gms	Series Record	Strk	H	A	N	Last Meeting
Alabama	68	Arkansas Leads, 36-32	L3	20-7	8-23	8-2	A - L, 86-83 (02/25/23)
• SEC Only	58	Series Tied, 29-29	--	20-7	8-21	1-1	--
Auburn	60	Arkansas Leads, 38-22	L1	23-6	13-15	2-1	H - L, 83-51 (01/06/24)
• SEC Only	59	Arkansas Leads, 38-21	--	23-6	13-15	2-0	--
Florida	42	Arkansas Trails, 15-27	L1	10-7	3-15	2-5	A - L, 90-68 (01/13/24)
• SEC Only	SAME	--	--	--	--	--	--
Georgia	44	Arkansas Leads, 27-17	W1	14-3	6-11	6-3	H - W, 78-75 (02/10/24)
• SEC Only	SAME	--	--	--	--	--	--
Kentucky	50	Arkansas Trails, 14-36	L3	8-10	5-16	1-10	A - L, 111-102 (03/02/24)
• SEC Only	45	Arkansas Trails, 14-31	--	8-10	5-14	1-8	--
LSU	79	Arkansas Leads, 43-36	W1	24-8	13-21	6-7	H - L, 94-834 (03/06/24)
• SEC Only	70	Arkansas Leads, 39-31	--	23-8	12-20	3-3	--
Ole Miss	86	Arkansas Leads, 52-34	L1	18-11	10-21	24-2	A - L, 51-77 (01/24/24)
• SEC Only	57	Arkansas Leads, 30-28	--	18-10	10-19	1-0	--
Mississippi State	69	Arkansas Leads, 35-34	L2	23-9	7-24	5-1	A - L, 77-67 (02/18/24)
• SEC Only	60	Series Tied, 30-30	--	22-8	6-22	2-0	--
Missouri	62	Arkansas Leads, 35-27	W2	19-10	13-17	2-0	A - W, 91-84 (01/31/24)
• SEC Only	25	Arkansas Leads, 16-9	--	9-2	5-7	1-0	--
Oklahoma	31	Arkansas Leads, 17-14	L1	8-4	3-8	6-2	N - L, 79-70 (12/09/23)
• SEC Only	--	--	--	--	--	--	--
South Carolina	39	Arkansas Leads, 23-16	L1	12-6	8-8	3-2	H - L, 77-64 (01/20/24)
• SEC Only	SAME	--	--	--	--	--	--
Tennessee	48	Arkansas Trails, 22-26	L1	12-5	4-16	6-5	H - L, 92-63 (02/14/24)
• SEC Only	44	Arkansas Trails, 19-25	--	12-5	4-16	3-4	--
Texas	169	Arkansas Leads, 87-68	L1	46-22	27-42	14-4	N - L, 73-71 OT (11/09/18)
• SEC Only	--	--	--	--	--	--	--
Texas A&M	169	Arkansas Leads, 108-61	W2	62-15	39-40	7-6	A - W, 78-71 (02/20/24)
• SEC Only	23	Arkansas Leads 13-10	--	10-1	3-7	0-2	--
Vanderbilt	44	Arkansas Leads, 29-15	L3	16-5	8-9	5-1	H - L, 85-82 (02/27/24)
• SEC Only	42	Arkansas Leads 28-14	--	15-5	8-8	5-1	--

AT THE SEC TOURNEY

Overall: 30-30
 1st Rd: 4-10
 2nd Rd: 2-2
 Quarterfinal: 16-3
 Semifinal: 7-9
 Final: 1-6

RECORD BY OPPONENT

Opponent	Record	Last Meeting
Alabama	1-1	1995, W, 69-58 (Semis)
Auburn	2-0	2023, W, 76-73 (2nd)
Florida	2-5	2019, L, 66-50 (2nd)
Georgia	6-3	2015, W, 60-49 (Semis)
Kentucky	1-9	2017, L, 82-65 (Final)
LSU	3-3	2022, W, 79-67 (Semis)
Ole Miss	1-0	2017, W, 73-72 (Quart)
Mississippi State	2-0	2007, W, 81-72 (Semis)
Missouri	1-0	2021, W, 70-64 (Quart)
Oklahoma	--	--
South Carolina	3-2	2018, W, 69-64 (2nd)
Tennessee	3-4	2018, L, 84-66 (Semis)
Texas	--	--
Texas A&M	0-2	2023, L, 67-61 (Quart)
Vanderbilt	5-1	2020, W, 86-73 (1st)

AT THE NCAA TOURNEY

Overall: 50-35
 1st Rd: 19-8
 2nd Rd: 12-10
 Sweet 16: 8-6
 Elite 8: 6-5
 Final Four: 2-4
 Championship: 1-1
 - Regional/Final Consolations: 2-1

RECORD BY OPPONENT

Opponent	Record	Last Meeting	Opponent	Record	Last Meeting
Alabama	1-0	1991, W, 93-70 (Sweet 16)	Murray State	1-0	1992, W, 80-60 (1st)
Arizona	1-0	1994, W, 91-82 (Final 4)	Nebraska	1-0	1998, W, 74-65 (1st)
Arizona State	1-0	1991, W, 91-90 (2nd)	New Mexico State	1-0	2022, W, 53-48 (2nd)
Baylor	0-1	2021, L, 81-72 (Elite 8)	Notre Dame	1-0	1919, W, 71-69 (Final 4)
Bucknell	0-1	2006, L, 59-55 (1st)	North Carolina	2-4	2017, L, 72-65 (2nd)
Butler	0-1	2018, L, 79-62 (1st)	N.C. A&T	1-0	1994, W, 94-79 (1st)
Cal St-Fullerton	1-0	1979, W, 61-58 (Elite 8)	Oklahoma State	0-2	1958, L, 65-4 (Sweet 16)
Cincinnati	0-1	1958, L, 97-62 (Final 4 con)	Oral Roberts	1-0	2021, W, 72-70 (Sweet 16)
Colgate	1-0	2021, W, 85-68 (1st)	Oregon	1-0	1945, W, 79-76 (Elite 8)
Connecticut	0-1	2023, L, 88-65 (Sweet 16)	Oregon State	0-1	1949, L, 56-38 (Elite 8)
Dayton	1-0	1990, W, 86-84 (2nd)	Penn State	1-0	1996, W, 86-80 (1st)
Duke	1-2	2022, L, 78-69 (Elite 8)	Princeton	1-0	1990, W, 68-64 (1st)
Georgetown	1-1	2001, L, 63-61 (1st)	Purdue	1-0	1983, W, 78-68 (2nd)
Georgia State	1-0	1991, W, 117-76 (1st)	St. John's	1-1	1993, W, 80-74 (2nd)
Gonzaga	1-0	2022, W, 74-68 (Sweet 16)	Seton Hall	1-0	2017, W, 77-71 (1st)
Holy Cross	1-0	1993, W, 94-64 (1st)	Siena	1-0	1999, W, 94-80 (1st)
Illinois	1-0	2023, W, 73-74 (1st)	Southern Cal	0-1	2007, L, 77-60 (1st)
Indiana	1-0	2008, W, 86-72 (1st)	Syracuse	1-0	1995, W, 96-94 OT (2nd)
Indiana State	0-1	1979, L, 73-71 (Elite 8)	Texas	1-0	1990, W, 88-85 (Elite 8)
Iowa	1-1	1999, L, 82-72 (2nd)	Texas Southern	1-0	1995, W, 79-78 (1st)
Kansas	1-1	2023, W, 72-71 (2nd)	Texas Tech	1-0	2021, W, 68-66 (2nd)
Kansas State	0-2	1982, L, 65-64 (2nd)	Tulsa	1-0	1994, W, 103-84 (Sweet 16)
Kentucky	0-1	1979, L, 64-59 (Final 4)	UCLA	1-1	1995, L, 89-78 (Final)
LSU	0-1	1981, L, 75-56 (Sweet 16)	Utah	0-1	1998, L, 69-65 (2nd)
Louisville	2-2	1989, L, 93-74 (2nd)	Vermont	1-0	2022, W, 75-71 (1st)
Loyola-Marymount	1-0	1989, W, 120-101 (1st)	Villanova	0-1	1988, L, 82-74 (1st)
Marquette	1-0	1996, W, 65-56 (2nd)	Virginia	1-1	1995, W, 68-61 (Elite 8)
UMass	0-1	1996, L, 79-63 (Sweet 16)	Wake Forest	0-1	1977, L, 86-80 (1st)
Memphis	1-1	1995, W, 96-91 OT (Sweet 16)	Washington State	0-1	1941, L, 64-53 (Final 4)
Mercer	1-0	1981, W, 73-67 (1st)	Weber State	2-0	1980, W, 74-63 (2nd)
Miami (Fla.)	0-1	2000, L, 75-71 (1st)	Wofford	1-0	2015, W, 56-53 (2nd*)
Michigan	1-0	1994, W, 76-68 (Elite 8)	Wyoming	2-0	1949, W, 61-48 (Reg con)

#PR HOGS

44

NBA Draft Selections

16

All-Star Game Appearances

14

All-Defensive Team Honors



ANTHONY BLACK

- 2nd Year in NBA
- T2nd Highest Hog NBA Pick
- 2023 - 1st RD/6th overall



RICKY COUNCIL IV

- 2nd Year in NBA
- 2023 Free Agent



DANIEL GAFFORD

- 6th Year in NBA
- 2019 - 2nd RD/38th overall



ISAIAH JOE

- 5th Year in NBA
- 2020 - 2nd RD/49th overall



MASON JONES

- 4th Year in NBA
- 2020 - Free Agent



MOSES MOODY

- 4th Year in NBA
- 1st Hog to be "1 & Done"
- 2021 - 1st RD/14th Pick
- 2022 NBA Champion



BOBBY PORTIS

- 10th Year in NBA
- 2021 NBA Champion
- 2015 - 1st RD/22nd overall
- 2023 Team USA Member



NICK SMITH JR.

- 2nd Year in NBA
- 2023 - 1st RD/27th overall



JORDAN WALSH

- 1st Year in NBA
- 2023 - 2nd RD/38th overall
- 2024 NBA Champion



STANLEY UMUDE

- 3rd Year in NBA
- 2022 Free Agent



JAYLIN WILLIAMS

- 2nd Year in NBA
- 2022 - 2nd RD/34th overall

15

First Round Draft Picks

7

All-NBA Selections

7

NBA Champions

PROHOGS AROUND THE WORLD

Adrio Bailey	NH Ostrava (Czech Republic)
Jaylen Barford	Reggio Emilia (Italy)
Patrick Beverley	Hapoel Shlomo (Israel)
Coty Clarke	Shimane Susanoo Magic (Japan)
Jeremiah Davenport	Tamis PN (Serbia)
Jabril Durham	AMW Arka Gdynia (Poland)
El Ellis	Iowa Wolves (G League)
Courtney Fortson	Denain ASC Voltaire (France)
Chris Lykes	Sigortam (Turkey)
Daryl Macon	Maccabi Playtika Tel-Aviv (Israel)
Delvon Johnson	Arkadia Traiskirchen (Australia)
Kamani Johnson	Memphis Hustle
Joe Johnson	Triplets (USA BIG3)
Jalen Graham	Bora (Kosovo)
Rashad Madden	Doxa Lefkadas (Greece)
Keyon Menifield	Texas Legends (G League)
JD Notae	Sportinvest Trapani (Italy)
Janerro Pargo	Triplets (USA BIG3)
Michael Qualls	Borneo (Indonesia)
Justin Smith	Hapoel Bank Yahav (Israel)
Jalen Tate	Castello (Spain)
Charles Thomas	Regatas (Argentina)
Dustin Thomas	Haremspor (Turkey)
Au'Diese Toney	Kolososs HH (Greece)
Sonny Weems	Shenzhen Leopards (China)





JOHN CALIPARI

ARKANSAS HEAD COACH

Clarion, 1982

• **2015 NAISMITH BASKETBALL HALL OF FAME INDUCTEE**

• **5x NCAA NATIONAL COACH OF THE YEAR ('96, '08, '09, '10, '15)**

^ 3x Naismith (1996, 2008, 2015)

^ 3x NABC (1996, 2009, 2015)

^ 2x Basketball Times (1996, 2015)

^ 2x Adolph Rupp Cup (2010, 2015)

^ AP (2015)

^ Jim Phelan (2009)

^ Sports Illustrated (2009)

• **4x SEC Coach of the Year (2010, 2012, 2015, 2020)**

• **3x C-USA Coach of the Year (2006, 2008, 2009)**

• **3x A10 Coach of the Year (1993, 1994, 1996)**

ON-COURT SUCCESS

A "players-first" coach whose biggest goal is helping people reach their dreams, John Calipari, a Naismith Memorial Basketball Hall of Famer, has guided six teams to the Final Four, led one to a national championship and helped 58 players earn selection in the NBA Draft during his 32-year college coaching career.

Calipari took UMass to the Final Four in 1996, guided Memphis to the National Championship game in 2008 and led Kentucky to four Final Fours - including the 2012 National Championship, to become only the second coach in NCAA history to lead three different schools to the Final Four. He has racked up more than 850 on-court victories, 23 NCAA Tournament appearances, six Final Fours and numerous National Coach of the Year honors.

At every collegiate stop, Calipari's career has been successful throughout, but his 10-year stretch at Kentucky (2009-19) was among the best decades in NCAA history, reaching four Final Fours (with a 2012 championship and 2014 national runner-up), seven Elite 8 berths and nine trips to the Sweet 16.

The 2015 campaign was highlighted by Coach Cal directing the first ever college basketball team to own a 38-0 record (before falling in the Final Four) and became one of just three coaches to make four Final Fours in a five-year span. At the end of that 2015 season, Calipari became the 96th coach to join the Naismith Memorial Basketball Hall of Fame.

Coach Cal has led three teams to an NCAA-record 38 wins on the court in a season (once at Memphis and twice at Kentucky), led the NCAA in wins six times (at least once at UMass, Memphis and Kentucky) and tallied 29, 20-win seasons (including 11 30-win campaigns). With his sustained success, Coach Cal received the John R. Wooden Award Legends of Coaching honor in 2024.

While building a program out of obscurity at UMass and returning Memphis and Kentucky to national contenders, he has totaled the second-most wins in NCAA history in the first 20 years of a college coaching career.

PLAYER SUCCESS

Quite honestly, though, Calipari's on-court success overshadows a much more significant picture.

In his goal to lead a players-first program, he has helped 61 young men realize their dreams by earning NBA Draft selections. He has had four No. 1 overall picks, which are more than any other coach, and a total of 43 first-round picks. In 2010, he had a record five first-round draft picks. Two years later, six of his players heard their names called at the 2012 draft, the most in the two-round draft era. Then in 2015, Cal would have six picks again, including a record-tying four lottery selections.

Calipari's players have entered the league NBA-ready. His players have garnered 39 All-Star selections, including a record-breaking seven in 2024, with Anthony Davis winning the game's MVP honor in 2017. Derrick Rose was named NBA MVP in 2011. Nine of his players have been tabbed All-NBA (16 times), three have been named NBA Rookie of the Year and 18 players have made the NBA All-Rookie teams. He is the only coach in history to have a player win each of the NBA's major honors: MVP, Rookie of the Year, Most Improved Player, Sixth Man of the Year and Clutch Player of the Year.

While producing top-notch talent, Calipari has stressed academics at each of his stops. At UMass, nearly 80% of his players graduated. Seventeen of his last 20 seniors at Memphis earned their bachelor's degrees. All 33 players at UK who were eligible to graduate by the end of their senior years walked away with a diploma in hand, including five players who earned their degree in just three years. Calipari's teams routinely have posted a combined team grade-point average of 3.0 or better.

COMMUNITY SUCCESS

Calipari has raised millions of dollars to help the lives of those in need. He has had a particular passion to assist those impacted by natural disasters. For instance, in 2010, he used a telethon to raise more than \$1 million for victims of the devastating earthquake in Haiti. He followed that up with telethons in 2012, raising \$1 million for victims of Superstorm Sandy, in 2017 for victims of Hurricane Harvey, played a leading role in the "Kentucky United" efforts that generated more than \$5 million for victims of devastating tornadoes in Western Kentucky in 2021, and raised nearly \$4 million with the Kentucky Flood Relief Telethon and open practice at Rupp Arena in 2022.

Calipari launched his **THE CALIPARI FOUNDATION** in 2012 and has worked with several key partners to donate more than \$1.5 million, a figure that does not include matching funds that have been contributed from individuals and corporations. In 2013, Calipari initiated hosting an annual alumni weekend around his basketball fantasy experience with the intent to raise money for charity. After generating \$350,000 for selected organizations and charities during the inaugural game, the weekend has generated millions of dollars for charity since its inception.

In 2019, when federal workers were without pay due to a government shutdown, he, his wife and his foundation assisted workers with financial help and grocery gift cards. He and his wife, Ellen, teamed up with Fayette County Public Schools to help families in need during the COVID-19 pandemic.

Additional efforts include spearheading the creation of the **JOHN MCLENDON MINORITY LEADERSHIP INITIATIVE**, a nationwide coach-driven initiative to provide minorities a jump-start to their careers through practical experiences, opportunities to build their network and instilling the values of John McLendon: integrity, education, leadership and mentorship. Participants in the initiative will be known as MLI Future Leaders.

He was awarded the Jefferson Award for Outstanding Public Service in Sports by Multiplying Good in 2022. For more than 50 years, Multiplying Good has honored those who put others first. Those receiving the Jefferson Award are empowered to do more, while their stories of extraordinary public service inspire others to action. It is an award that underscores impact. He earned the Race Amity Medal of Honor in 2023.

OTHER SUCCESS

In 2017, Coach Cal was named the head coach of the 2017 USA Basketball Men's U19 World Cup Team, which finished third at the 2017 FIBA U19 World Cup in Cairo. Also, he won gold as head coach of the 2012 Dominican Republic team at the Centrobasket Championship.

Author of five books, including the New York Times Best Seller "Players First: Coaching from the Inside Out," Calipari is a master of communication and maximizing talent. He lives by the motto that **"it's never a matter of how far you have fallen, but instead it's about how high you bounce back."**

CALIPARI COMPOSITE COACHING RECORD

COLLEGIATE		32 Years	Overall	Conf.
UMass	1988-96	8 years	193-71	91-41
Memphis	2000-09	9 years	252-69	117-25
Kentucky	2009-24	15 years	410-122	196-65
ARKANSAS	2024-pres.	1st year	6-2	--
PROFESSIONAL		3 Years	72-112	
New Jersey	1996-99	3 years	72-112	
INTERNATIONAL		3 Years	20-8	
Dominican Republic	2011-12	2 years	15-7	
USA U-19	2017	1 year	5-1	

CALIPARI FILE

QUICK FACTS

Born: February 10, 1959

Hometown: Moon Township, Pa. (Moon Area HS, 1987)

Collegiate Career: UNC Wilmington (1978-80); Clarion (1980-82)

Alma Mater: Clarion State, 1982 (Business Marketing)

Family: Wife: Ellen. Children: Erin, Megan, Brad

COACHING CAREER

1982-85 Kansas (Associate Assistant Coach)

1985-88 Pittsburgh (Assistant Coach)

1988-96 UMass (Head Coach)

1996-99 New Jersey Nets (Head Coach & Exec. VP of BB Ops)

1999-00 Philadelphia 76ers (Assistant Coach)

2000-09 Memphis (Head Coach)

2000-24 Kentucky (Head Coach)

2024-pres. Arkansas (Head Coach)

COACHING AWARDS

2024 John R. Wooden Award "Legends of Coaching" honor
President of the NABC Board of Directors (2024-25)

2023 Race Amity Medal of Honor

2022 Jefferson Award for Outstanding Public Service in Sports

2022 Conference USA Hall of Fame

2021 NABC Guardians of the Game Pillar Award - Inclusion

NABC District 20 Coach of the Year

USBWA District IV Coach of the Year

2020 SEC Coach of the Year (Coaches)

2019 The Sporting News Coach of the Decade

2018 Naismith Hall of Fame "Service Above Self" Honoree

NABC Metropolitan Award

2015 Naismith Memorial Basketball Hall of Fame Inductee

AP National Coach of the Year

Naismith National Coach of the Year

NABC National Coach of the Year

The Sporting News National Coach of the Year

Adolph Rupp National Coach of the Year

SEC Coach of the Year (AP/Coaches)

USBWA District IV Coach of the Year

2012 Nell & John Wooden Coach of the Year Leadership Award

Naismith National Coach of the Year Finalist

SEC Coach of the Year (AP/Coaches)

2010 Adolph Rupp National Coach of the Year

Naismith National Coach of the Year Finalist

SEC Coach of the Year (AP)

Sporting News SEC Coach of the Year

Yahoo! Sports SEC Coach of the Year

USBWA District IV Coach of the Year

2009 NABC National Co-Coach of the Year

Sports Illustrated National Coach of the Year

Phelan National Coach of the Year

Iba National Coach of the Year Finalist

C-USA Coach of the Year

2008 Naismith National Coach of the Year

C-USA Coach of the Year

Iba National Coach of the Year Finalist

Phelan National Coach of the Year Finalist

2007 Phelan National Coach of the Year Finalist

USBWA District IV Coach of the Year

Basketball Times South Region Coach of the Year

2006 C-USA Coach of the Year

2004 NABC District 7 Coach of the Year

1996 Naismith National Coach of the Year

NABC National Coach of the Year

The Sporting News National Coach of the Year

Atlantic 10 Coach of the Year

1995 Naismith National Coach of the Year Finalist

1994 Naismith National Coach of the Year Finalist

Atlantic 10 Coach of the Year

1993 USBWA District I Coach of the Year

Atlantic 10 Coach of the Year

1992 Eastern Basketball Coach of the Year



All-Time On-Court Division I Win Totals

1. Mike Krzyzewski	1,202
2. Jim Boeheim	1,116
3. Roy Williams	903
4. Bob Knight	902
5. Dean Smith	879
6. Jim Calhoun	877
7. Adolph Rupp	876
8. Bob Huggins	863
9. JOHN CALIPARI (active)	861
10. Rick Pitino (active)	860
11. Cliff Ellis	833
12. Rick Barnes (active)	814
13. Bill Self (active)	813
14. Eddie Sutton	806

ACTIVE BEST ON-CORT WINNING PCT.

NCAA Division I (min. 10 yrs in DI)				
1. Mark Few	722-144	.834	26th yr	
2. Bill Self	813-249	.766	32nd yr	
3. JOHN CALIPARI	861-263	.765	33rd yr	
4. Rick Pitino	859-308	.736	37th yr	
5. Thad Matta	478-188	.718	20th yr	
6. Bruce Pearl	669-265	.716	30th yr	
7. Randy Bennett	541-217	.714	24th yr	
8. Tom Izzo	714-297	.706	30th yr	
9. Grant McCasland	241-101	.705	11th yr	
10. Chris Beard	264-111	.704	13th yr	

All-Time Calipari Draft Picks

61 PLAYERS (43 1st Rd • 18 2nd Rd)
\$ - 29 NBA Lottery Picks

Player (School)	Year	Rd (Overall)
Lou Roe (UMass)	1995	Second (30)
Marcus Camby (UMASS)	\$ 1996	First (2)
• UMASS	2 Players	1 1st Rd • 1 2nd Rd
Dajuan Wagner (MEM)	\$ 2002	First (6)
Antonio Burks (MEM)	2004	Second (36)
Rodney Carney (MEM)	2006	First (16)
Shawne Williams (MEM)	2006	First (17)
DERRICK ROSE (MEM)	\$ 2008	FIRST (1)
Joey Dorsey (MEM)	2008	Second (33)
Chris Douglas-Roberts (MEM)	2008	Second (40)
Tyreke Evans (MEM)	\$ 2009	First (4)
Robert Dozier (MEM)	2009	Second (60)
• MEMPHIS	9 Players	5 1st Rd • 4 2nd Rd
JOHN WALL (UK)	\$ 2010	FIRST (1)
DeMarcus Cousins (UK)	\$ 2010	First (5)
Patrick Patterson (UK)	\$ 2010	First (14)
Eric Bledsoe (UK)	2010	First (18)
Daniel Orton (UK)	2010	First (29)
Enes Kanter (UK)	\$ 2011	First (3)
Brandon Knight (UK)	\$ 2011	First (8)
Josh Harrellson (UK)	2011	Second (45)
DeAndre Liggins (UK)	2011	Second (53)
ANTHONY DAVIS (UK)	\$ 2012	FIRST (1)
Michael Kidd-Gilchrist (UK)	\$ 2012	First (2)
Terrence Jones (UK)	2012	First (18)
Marquis Teague (UK)	2012	First (29)
Doron Lamb (UK)	2012	Second (42)
Darius Miller (UK)	2012	Second (46)
Nerlens Noel (UK)	\$ 2013	First (6)
Archie Goodwin (UK)	2013	First (29)
Julius Randle (UK)	\$ 2014	First (7)
James Young (UK)	2014	First (17)
KARL-ANTHONY TOWNS (UK)	\$ 2015	FIRST (1)
Willie Cauley-Stein (UK)	\$ 2015	First (6)
Trey Lyles (UK)	\$ 2015	First (12)
Devin Booker (UK)	\$ 2015	First (13)
Andrew Harrison (UK)	2015	Second (44)
Dakari Johnson (UK)	2015	Second (48)
Jamal Murray (UK)	\$ 2016	First (7)
Skal Labissière (UK)	2016	First (28)
Tyler Ulis (UK)	2016	Second (34)
De'Aaron Fox (UK)	\$ 2017	First (5)
Malik Monk (UK)	\$ 2017	First (11)
Bam Adebayo (UK)	\$ 2017	First (14)
Kevin Knox (UK)	\$ 2018	First (9)
Shai Gilgeous-Alexander (UK)	\$ 2018	First (11)
Jarred Vanderbilt (UK)	2018	Second (41)
Hamidou Diallo (UK)	2018	Second (45)
PJ Washington (UK)	\$ 2019	First (12)
Tyler Herro (UK)	\$ 2019	First (13)
Keldon Johnson (UK)	2019	First (29)
Tyrese Maxey (UK)	2020	First (21)
Immanuel Quickley (UK)	2020	First (25)
Nick Richards (UK)	2020	Second (42)
Isaiah Jackson (UK)	2021	First (22)
Brandon Boston Jr. (UK)	2021	Second (51)
Shaedon Sharpe (UK)	\$ 2022	First (7)
TyTy Washington Jr. (UK)	2022	First (29)
Cason Wallace (UK)	\$ 2023	First (10)
Chris Livingston (UK)	2023	Second (58)
Reed Sheppard (UK)	\$ 2024	First (3)
Rob Dillingham (UK)	\$ 2024	First (8)
Antonio Reeves (UK)	2024	Second (47)
• KENTUCKY	50 Players	37 1st Rd • 13 2nd Rd

CALIPARI BY YEAR

Year	School	Reg Season	Tourney	Postseason	Final Rank AP/Coach
1988-89	UMass	8th	--	--	--
1989-90	UMass	6th	Won	NIT 1st Rd	--
1990-91	UMass	T-3rd	--	NIT Final Four (4th)	--
1991-92	UMass	1st	Won	NCAA SWEET 16	17 / 21
1992-93	UMass	1st	Won	NCAA Rd of 32	14 / 22
1993-94	UMass	1st	Won	NCAA Rd of 32	8 / 15
1994-95	UMass	1st	Won	NCAA ELITE 8	7 / 7
1995-96	UMass	1st	Won	NCAA FINAL FOUR	1 / 1
2000-01	Memphis	2nd (National)	--	NIT Final Four (3rd)	--
2001-02	Memphis	1st (National)	--	NIT Champion	--
2002-03	Memphis	1st (National)	--	NCAA Rd of 64	19 / --
2003-04	Memphis	T-1st	--	NCAA Rd of 32	24 / --
2004-05	Memphis	T-6th	--	NIT Final Four	--
2005-06	Memphis	1st	Won	NCAA ELITE 8	4 / 6
2006-07	Memphis	1st	Won	NCAA ELITE 8	5 / 7
2007-08	Memphis	1st	Won	NCAA RUNNER-UP	2 / 2
2008-09	Memphis	1st	Won	NCAA SWEET 16	3 / 9
2009-10	Kentucky	1st (East)	Won	NCAA ELITE 8	2 / 5
2010-11	Kentucky	2nd (East)	Won	NCAA FINAL FOUR	11 / 3
2011-12	Kentucky	1st	Won	NCAA CHAMPION	1 / 1
2012-13	Kentucky	T-2nd	--	NIT First Rd	--
2013-14	Kentucky	T-2nd	--	NCAA RUNNER-UP	-- / 2
2014-15	Kentucky	1st	Won	NCAA FINAL FOUR	1 / 3
2015-16	Kentucky	T-1st	Won	NCAA Rd of 32	10 / 16
2016-17	Kentucky	1st	Won	NCAA ELITE 8	6 / 5
2017-18	Kentucky	T-4th	Won	NCAA SWEET 16	18 / 17
2018-19	Kentucky	T-2nd	--	NCAA ELITE 8	7 / 7
2019-20	Kentucky	1st	• SEC & NCAA Postseason Canceled •	--	8 / 7
2020-21	Kentucky	8th	--	--	--
2021-22	Kentucky	T-2nd	--	NCAA Rd of 64	7 / 16
2022-23	Kentucky	3rd	--	NCAA Rd of 32	RV / RV
2023-24	Kentucky	T-2nd	--	NCAA Rd of 64	20 / 19
2024-25	Arkansas	--	--	--	--

- 1 NCAA National Championship
- 1 NIT Championship (4 total NIT Final Fours)
- 3 NCAA National Title Games
- 6 Final Fours
- 12 NCAA Elite 8's
- 15 NCAA Sweet 16's
- 15 Conference Tournaments Titles Won
- 18 Regular Season Conference Titles Won or Shared
- 23 NCAA Tournament Berths
- 29 Combined NCAA and NIT Berths
- 72.2 winning percentage (57-22) in NCAA Tourney
- 78.4 winning percentage (58-16) in Conference Tourneys
- 130 Total Postseason Wins (130-42 - 75.6%)

^ Including Conference Tourneys, NIT and NCAA

	OVERALL	H	A	N	CONF.	H	A	
CAREER	33 YRS	861-264	478-58	216-131	167-75	406-131	232-35	174-96
- UMASS	8 YRS	193-71	86-14	54-42	53-15	91-41	54-11	37-30
- UM	9 YRS	252-69	153-19	69-28	30-22	117-25	63-8	54-17
- UK	15 YRS	410-122	234-25	92-61	84-36	198-65	115-16	83-49
- ARK	1 YR	6-2	5-0	1-0	0-2	0-0	0-0	0-0

DID YOU KNOW...

- Calipari Record in Conference Games:.....406-131 (.756)
- Calipari's April Record:.....172-59 (.745)
- Calipari's NCAA Tournament Record:.....57-22 (.731)
- Record in Conference Tournaments:.....58-16 (.784)
- Calipari's players have earned:
 - ^ 4 National Players of the Year (3 UK, 1 UMass)
 - ^ 2 National Freshmen of the Year (1 UK, 1 MEM)
 - ^ 12 Conference Players of the Year (6 UK, 3 MEM, 3 UMass)
 - ^ 20 Conference Frosh/Newcomers of the Year (12 UK, 6 MEM, 2 UMass)
 - ^ 25 All-American Honors (14 UK, 8 MEM, 3 UMass)
 - ^ 80 All-Conference Selections (36 UK, 22 MEM, 22 UMass)
- Calipari has won an NCAA, single-season record 38 games three times in his career ... Memphis in '08, UK in '12 and UK in 2015. Also, his 35 wins at UMass in '96 led the NCAA and are a UMass record.
- Calipari's teams have led the NCAA in wins six times.
 - ^ 38 - '08 (MEM) • '12 (UK) • '15 (UK)
 - ^ 35 - '10 tied (UK) • '96 (UMass)
 - ^ 33 - '06 tied (Memphis)
- Calipari is the winningest coach in NCAA Division I history for a five-year span with 173 victories from 2008-12.
- Calipari is the first coach in NCAA Division I history to record five straight 30-win seasons.
- Calipari is one of only two coaches (Rick Pitino) to lead three different schools to a Final Four.
- Calipari is one of only three coaches (John Wooden, Mike Krzyzewski) to go to four Final Fours in a five-season span.
- Calipari has advanced to the Sweet 16 in 12 of the last 18 NCAA Tournaments played and the Elite Eight 10 times.
- Calipari has helped 61 players earn selection in the NBA Draft, including 43 first-round picks, and has had at least two players selected in 18 straight years (since 2007) with 11 times having three players drafted including five times with at least four.
- Calipari had seven players make the 2024 NBA All-Star game rosters. The next closest was Duke with two. Also, Calipari had a nation's best 22 players on 2024 NBA Playoff rosters (on 13 of the 22 teams).
- Calipari had seven players on the Olympic rosters in 2024, the most of any coach.
 - ^ USA: Bam Adebayo, Anthony Davis and Devin Booker
 - ^ CANADA: Shai Gilgeous-Alexander, Jamal Murray and Trey Lyles
 - ^ SOUTH SUDAN: Wenyen Gabriel
- In his career, his players have won each of the six NBA major awards:
 - ^ 1 NBA Player of the Year
 - ^ 1 NBA Defensive Player of the Year
 - ^ 1 NBA Sixth Man of the Year
 - ^ 2 NBA Most Improved Players
 - ^ 3 NBA Rookies of the Year
- Calipari had more wins in a 10-year period than any other coach in college basketball history with 327 from 2006-15.
- Calipari was the fourth-fastest coach to 800 on-court wins, behind Adolph Rupp, Roy Williams and Dean Smith.
- Calipari was the eighth-fastest NCAA Division I men's basketball coach to reach 400 victories at a single school (516 games at UK).
- Calipari's 31 combined regular season and tournament league titles trail only Mark Few (41) of Gonzaga for most among active coaches.
- Calipari's 57 NCAA Tournament wins ties for the most by any active coach.

CALIPARI REACHES 800 CAREER VICTORIES

With Kentucky's overtime win over Mississippi State on Jan. 25, 2022, John Calipari reached 800 on-court wins. At the time he was one of just 22 coaches, regardless of NCAA level of classification, to reach that barrier. Only 14 coaches have done it with at least 10 seasons at the Division I level.

Calipari was the fourth-fastest coach to 800 on-court wins at 1,037 games. Only Adolph Rupp (972 games), Roy Williams (1,012 games) and Dean Smith (1,029 games) did it faster.

Although Calipari is still climbing the charts, he is doing it nearly as fast as anyone else in NCAA history. When he defeated Mississippi State on Jan. 17, 2024, Calipari became the third-fastest active head coach to 400 wins at a single program, trailing only Bill Self (Kansas - 484) and Mark Few (Gonzaga - 499). Overall, Calipari needed just 516 games to reach 400 wins while at UK to rank the eighth fastest in Division I history.

All-Time Coaching On-Court Win Totals Calipari's Milestone On-Court Wins at the Division I Level (thru 2023-24):

1. Mike Krzyzewski	1,202	1	Southern Connecticut	11/26/88
2. Jim Boheim	1,116	100	Temple	03/11/93
3. Roy Williams	903	200	at Houston	01/06/01
4. Bob Knight	899	300	at #9 Louisville	02/09/05
5. Dean Smith	879	400	at Tulane	02/20/08
6. Jim Calhoun	877	500	#13 Florida	02/26/11
7. Adolph Rupp	876	600	vs #5 Kansas	11/148/14
8. Bob Huggins	863	700	Illinois-Chicago	11/26/17
9. JOHN CALIPARI (active)	860	800	Mississippi State	01/25/22
Rick Pitino (active)	860			
11. Cliff Ellis	833			
12. Rick Barnes (active)	813			
Bill Self (active)	813			
14. Eddie Sutton	806			

PRESIDENT CALIPARI

University of Arkansas head coach John Calipari will serve as the **President of the NABC Board of Directors for the 2024-25 season**. Calipari's term as President will run through the 2025 Men's Final Four.

In his role as NABC President, Calipari will provide strategic leadership for the NABC Board of Directors on its advocacy work and initiatives that support the coaching community and the game of basketball.

"John Calipari is one of basketball's most impactful leaders, and he has a passion for addressing issues that impact the sport and the coaching profession," said NABC Executive Director Craig Robinson. "Coach Calipari has long been a vocal advocate for coaches from all levels, and I'm confident our entire NABC membership will benefit from his service in this role."

Calipari first joined the NABC Board of Directors in 2013, and served as its First Vice President last season (2-23-24).

FIRST BALLOT HALL OF FAMER

John Calipari joined basketball's fraternity of legends in **September of 2015 after being elected to the Naismith Memorial Basketball Hall of Fame** on the first ballot. Calipari joined an elite group of basketball players and coaches in the Naismith Hall of Fame, considered to be one of the ultimate honors in the sport.

The Class of 2015 included Calipari, Dick Bevetta, Louie Dampier, Lindsay Gaze, Tom Heinsohn, John Isaacs, Spencer Haywood, Lisa Leslie, Dikembe Mutombo, George Raveling and JoJo White. Calipari was inducted in Springfield, Mass., and nearly 70 of his former players joined him on stage during his acceptance speech.

COACH CAL IMMORTALIZED AT UMASS, CLARION, CONFERENCE USA

John Calipari's Hall of Fame rise began at **UMass**, and the school honored his program's breakthrough in the 1990s by unveiling a statue of Calipari on the Amherst campus in September 2021. Calipari was one of four icons synonymous with UMass basketball to earn the honor. Calipari's statue was unveiled next to Marcus Camby, Julius Erving and the late Jack Leaman outside the Mullins Center.

At UMass, Calipari led the Minutemen to a 193-71 on-court record in his eight seasons as head coach from 1989-96. His .731 career winning percentage remains the best in school history. Calipari led UMass to five straight NCAA Tournament appearances from 1992 to 1996 after UMass had gone to the NAAs only once in the first 81 years of the program. His Minutemen made the Atlantic 10's first and only Final Four appearance during the 1996 season, during which they went 35-2 overall and spent 10 weeks ranked No. 1 in the nation. Following the 1996 season, Calipari was named National Coach of the Year by the National Association of Basketball Coaches, The Sporting News and Naismith.

Clarion honored Calipari by having a statue erected and naming the basketball court in his honor. Tiffin Gymnasium's floor was officially renamed the John V. Calipari Court in September 2021 and is better known as "Coach Cal Court." Calipari started his college playing career at UNC Wilmington before transferring to Clarion in 1981, helping the Golden Eagles reach their first NCAA Division II Tournament in program history that year.

In the summer of 2022, Calipari was enshrined into the **Conference USA** Hall of Fame. Calipari was honored by the league for his impressive tenure as head men's basketball coach at the University of Memphis, where he coached from the 2000-09. Calipari led the Tigers to the 2008 NCAA title game, including an NCAA, single-season record 38 wins. As a result, he earned his second Naismith National Coach of the Year honor, becoming only the second coach to earn the honor multiple times since its inception in 1987. Calipari, the 2009 Sports Illustrated National Coach of the Year, led the Tigers to nine straight 20-win campaigns and nine consecutive postseason appearances, the only Memphis coach to do that. He posted 252 on-court wins - 28.0 wins per season - as the Tigers' head coach, making him the winningest coach in school history. From 2006-08, the Tigers won 104 games, making Calipari the winningest head coach in NCAA Division I history in a three-year span.

A WOODEN AWARD LEGEND OF COACHING

On Oct. 3, 2023, it was announced that John Calipari would receive the **John R. Wooden Award "Legends of Coaching" honor**. On April 12, 2024, the newly named Razorback head basketball coach was on hand for the trophy presentation at the Los Angeles Athletic Club.

The "Legends of Coaching" honor recognizes coaches who exemplify Coach Wooden's high standard of coaching success and personal integrity. The award was adopted by the Wooden Award Steering Committee in 1999. The honorees are selected based on character, success on the court, graduation rate of student-athletes in their basketball program, coaching philosophy, and identification with the goals of the John R. Wooden Award. He will be presented the honor along with the 2024 Wooden Award winners on April 12, 2024.

Chairman of the Wooden Award Steering Committee Sam Lagana said, "Coach John Calipari has been a significant part of the Wooden Award experience, dating back to his first

CALIPARI VS. ALL OPPONENTS

Opponent	Overall	at ARK	Opponent	Overall	at ARK	Opponent	Overall	at ARK
Abilene Christian	1-0	-	Kansas State	2-2	-	Savannah State	1-0	-
Alabama	20-7	--	Keene State	1-0	-	Seton Hall	1-1	-
Alabama-Birmingham (UAB)	15-3	-	Kentucky	2-4	--	Siena	4-0	-
Albany	2-0	-	La Salle	3-0	-	South Carolina	16-6	--
Arizona	1-1	-	Lafayette (Pa.)	1-0	-	South Carolina State	1-0	-
Arizona State	2-1	-	Lamar	5-0	-	South Florida (USF)	10-1	-
Arkansas	16-9	-	LIU-Brooklyn	1-0	-	Southern	1-0	-
Arkansas-Little Rock	4-0	1-0	Lipscomb	2-0	1-0	Southern Cal	2-0	-
Arkansas-Pine Bluff	1-0	-	Long Beach State	1-0	-	SMU	7-0	-
Arkansas State	4-0	-	Louisiana State (LSU)	15-5	--	South Connecticut	1-0	-
Auburn	15-6	--	Louisiana Tech	1-1	-	Southeastern Louisiana	3-0	-
Austin Peay	6-1	-	Louisville	19-8	-	Southern Illinois	1-0	-
Baylor	1-3	0-1	Loyola (Md.)	1-0	-	Southern Miss	15-4	-
Bellarmine	1-0	-	Manhattan	2-0	-	Southwest Texas St.	1-0	-
Belmont	2-0	-	Marist	2-0	-	St. Bonaventure	17-1	-
Boise State	1-0	-	Marquette	3-1	-	St. John's	1-0	-
Boston	7-1	-	Marshall	7-0	-	Saint Joseph's	16-5	-
Boston College	2-0	-	Maryland	5-3	-	Saint Mary's College	1-0	-
Bradley	1-0	-	Maryland-Eastern Shore	1-0	1-0	Saint Peter's	1-0	-
Bucknell	1-0	-	Massachusetts	1-0	-	Stanford	3-2	-
Buffalo	3-0	-	Massachusetts-Lowell	2-1	-	Stephen F. Austin	1-0	-
BYU	1-0	-	Memphis	1-0	-	Stonehill	1-0	-
Cal State-Northridge	1-0	-	Miami (Fla.)	2-1	1-0	Stony Brook	1-0	-
Canisius	1-0	-	Miami (Ohio)	2-0	-	Syracuse	3-2	-
Central Arkansas	0-0	--	Michigan	2-0	--	TCU	7-1	-
Central Connecticut State	2-0	-	Michigan State	3-2	-	Temple	13-11	-
Central Florida (UCF)	5-0	-	Middle Tennessee	3-0	-	Tennessee	22-16	--
Central Michigan	1-0	-	Milwaukee	1-0	-	Tennessee-Martin	5-0	-
Charlotte	2-3	-	Mississippi (Ole Miss)	19-5	--	Tennessee State	1-0	-
Chattanooga	2-0	-	Mississippi State	20-1	--	Tennessee Tech	1-0	-
Christian Brothers	2-0	-	Mississippi Valley State	1-0	-	Texas	2-2	--
Cincinnati	6-7	-	Missouri	12-5	--	Texas-Arlington	3-0	-
Cleveland State	4-0	-	Monmouth	2-0	-	Texas-El Paso (UTEP)	5-0	-
Coastal Carolina	1-0	-	Montana State	1-0	-	Texas-San Antonio	0-0	--
Colorado	1-1	-	Morehead State	3-0	-	Texas A&M	12-5	--
Colorado State	0-1	-	Mount St. Mary's	2-0	-	Texas A&M-Commerce	1-0	-
Columbia	1-0	-	Murray State	1-0	-	Texas Tech	1-0	-
Connecticut	2-5	-	Nevada	1-0	-	Towson	1-0	-
Coppin State	1-0	-	New Hampshire	5-0	-	Troy	2-0	1-0
Cornell	1-0	-	New Mexico	1-0	-	Tulane	16-0	-
Dartmouth	1-0	-	New Mexico State	1-0	-	Tulsa	11-1	-
Davidson	1-0	-	New Orleans	1-0	-	UCLA	4-5	-
Dayton	1-0	-	NJIT	1-0	-	Utah	2-2	-
DePaul	4-2	-	North Carolina	9-4	-	Utah Valley	2-0	-
Detroit	1-0	-	UNC-Asheville	2-0	-	Valparaiso	1-0	-
Drexel	2-0	-	UNC-Greensboro	2-0	-	Vanderbilt	27-6	--
Duke	1-4	-	UNC-Wilmington	1-1	-	Vermont	3-0	-
Duquesne	13-4	-	North Carolina A&T	0-0	--	Villanova	2-0	-
East Carolina	7-0	-	North Carolina State	1-0	-	Virginia	0-1	-
East Tennessee State	4-0	-	North Dakota	1-0	-	VMI	1-0	-
Eastern Kentucky	4-0	-	North Florida	2-0	-	Virginia Tech	3-0	-
Eastern Michigan	2-0	-	North Texas	1-0	-	Wake Forest	2-1	-
Evansville	0-1	-	Northeastern	3-1	-	Washington	1-0	-
Fairleigh Dickinson	1-0	-	Northern Kentucky	2-0	-	West Virginia	13-7	-
Florida	25-10	--	Northwestern State	1-0	-	Western Kentucky	3-0	-
Florida A&M	1-0	-	Notre Dame	2-3	-	Wichita State	2-0	-
Florida State	1-1	-	Oakland	1-1	--	Winthrop	3-0	-
Florida Tech	0-1	-	Ohio	1-0	-	Wisconsin	1-1	-
Fordham	5-0	-	Ohio State	1-3	-	Wofford	2-0	-
Fort Wayne	1-0	-	Oklahoma	5-1	--	Wright State	1-0	-
Furman	1-0	-	Oklahoma State	0-2	-	Xavier	2-2	-
George Mason	1-0	-	Old Dominion	2-0	-	Yale	2-0	-
George Washington	8-9	-	Oral Roberts	1-0	-	Totals	861-264	6-2
Georgetown	2-1	-	Oregon State	1-0	-			
Georgia	22-4	--	Pacific	1-0	1-0			
Georgia Tech	2-2	-	Penn	4-0	-			
Gonzaga	4-2	-	Penn State	4-4	-			
Grand Canyon	1-0	-	Pepperdine	1-0	-			
Hampton	1-0	-	Pittsburgh	2-1	-			
Hartford	2-0	-	Portland	3-0	-			
Harvard	2-0	-	Princeton	2-0	-			
High Point	1-0	-	Providence	4-1	-			
Hofstra	1-0	-	Purdue	2-1	-			
Holy Cross	4-1	-	Radford	1-0	-			
Houston	17-3	-	Rhode Island	16-2	-			
Howard	2-0	-	Rice	4-0	-			
Illinois	1-2	0-1	Richmond	1-1	-			
Illinois-Chicago (UIC)	1-0	-	Rider	1-0	-			
Illinois State	2-0	-	Robert Morris	2-1	-			
Indiana	3-2	-	Rutgers	11-4	-			
Iowa	0-1	-	Saint Louis	4-3	-			
Iowa State	2-0	-	Saint Peter's	0-1	-			
Jackson State	2-0	-	Sam Houston State	1-0	-			
Kansas	5-9	-	Samford	3-0	-			
			Santa Clara	1-0	-			

CAL AT SEC ARENAS

	TOTAL	MASS	UM	UK	ARK
Coleman Coliseum	5-5	0-0	1-0	4-5	0-0
Bud Walton Arena	8-5	0-0	1-1	7-4	(0-0)
Neville Arena *	4-6	0-0	0-0	4-6	0-0
O'Connell Center	10-5	0-0	0-0	10-5	0-0
Stegman Coliseum	7-4	0-0	0-0	7-4	0-0
Rupp Arena	0-1	0-1	0-0	(248-26)	0-0
Maravich Center	6-4	0-0	0-0	6-4	0-0
Black Pavilion #	3-1	0-0	0-0	3-1	0-0
Humphrey Coliseum	9-0	0-0	0-0	9-0	0-0
Mizzou Arena *	4-2	0-0	0-0	4-2	0-0
Lloyd Noble Center	1-1	1-1	0-0	0-0	0-0
Colonial Life Arena	5-6	0-0	0-0	5-6	0-0
Thompson-Boling Arena	9-9	0-0	1-2	8-7	0-0
Moody Center	0-0	0-0	0-0	0-0	0-0
Reed Arena	6-3	0-0	0-0	6-3	0-0
Memorial Gym	13-2	0-0	0-0	13-2	0-0
	90-54	1-2	3-3	86-49	0-0
	TOT	MASS	UM	UK	ARK
* AUB Beard-Evans-Memorial	1-0	0-0	0-0	1-0	0-0
* OW Tad Smith Coliseum	3-2	0-0	1-1	2-1	0-0
* MIZ Hearn Center	0-1	0-0	0-0	0-1	--

head coaching assignment at UMass. He has supported the Award and stood with his candidates and winners every step of the way. Coach Wooden had an appreciation for Coach Cal that carried through the years and Coach Calipari has demonstrated great reverence for Coach Wooden as both shared a 'players first' mentality, with emphasis on care for the student-athlete and in the value of competitive greatness. John Calipari is a wonderful addition to the fraternity of Wooden Award 'Legends of Coaching' recipients."

Calipari's on-court success is well publicized and culminated with the highest honor in the sport by being inducted into the Naismith Hall of Fame. Off the court, Coach Calipari's impact has been felt in his community and abroad. In 2012, he founded the John Calipari Foundation which has partnered with many organizations, including: Samaritan's Feet, 4 Paws for Ability, One Parent Scholar House and Team Focus. He has partnered with the American Red Cross to raise millions of dollars to help people affected by disasters such as the 2010 Haitian earthquake, 2012 Superstorm Sandy, and the 2022 flooding in Eastern Kentucky. He helped spearhead the creation of the John McLendon Minority Leadership Initiative, a national coach-driven initiative to provide minorities with a jump-start to their careers.

CALIPARI RECEIVES JEFFERSON AWARD

John Calipari received the **Jefferson Award for Outstanding Public Service in Sports by Multiplying Good** on Nov. 2, 2022. For more than 50 years, Multiplying Good has honored those who put others first. Those receiving the Jefferson Award are empowered to do more, while their stories of extraordinary public service inspire others to action. It is an award that underscores impact.

Founded over 50 years ago by Jackie Kennedy Onassis, Sen. Bob Taft Jr., and Sam Beard, Multiplying Good is the world's most foremost and highly celebrated organization focused on and honoring public service.

Other recipients of the Jefferson Award included Arthur Ashe, Tom Brokaw, Larry Fitzgerald, Betty Ford, John Glenn, Bob Hope, Steve Jobs, Shaquille O'Neal, General Colin Powell, John D. Rockefeller and Oprah Winfrey. Calipari is the first men's college basketball coach to receive the honor.

CALIPARI NAMED SPORTING NEWS' COACH OF THE DECADE

Underscored by more victories than any other coach or program, more Final Four appearances, a record number of NBA Draft picks and the 2012 national championship, John Calipari was named the **College Basketball Coach of the Decade by Sporting News** in January 2020.

In a piece penned by national writer Mike DeCourcy, Sporting News credited Calipari for changing the college basketball landscape. Detailing Calipari's success - what DeCourcy described as a "college basketball revolution" - DeCourcy wrote that "no one defined the 2010s in the same way as Calipari... nor achieved the same degree of consistent success."

CALIPARI UNRIVALED IN CONFERENCE

John Calipari has **won a combined 16 league regular-season championships** in his career (including six Southeastern Conference titles). That is seven more than the next-closest coach in the SEC (Bruce Pearl has nine). Calipari has **won a combined 15 conference tournament titles** in his career (six in the SEC), 10 more than his closest competitor (Nate Oats with five).

Calipari has tallied a **406-131 (75.6%) all-time record within conference play** as a head coach and owns a 198-65 (75.3%) record since joining the SEC.

Although he's been publicly outspoken against conference tournaments - only because he doesn't favor playing three or more games on consecutive days to win the tournament - his teams have gotten up for them. **Calipari's teams at UMass, Memphis and Kentucky have been to 19 conference championship games in his career, winning a remarkable 15 of them.** Calipari is 58-16 (78.4%) all-time in conference tournaments, including 24-8 (75.0%) in the SEC. Calipari ranks third in SEC Tournament wins all-time.

THERE'S NO PLACE LIKE HOME

John Calipari-coached teams have posted an **all-time record of 473-58 (88.7%) record at home.**

Calipari's best home winning streak came when he began his career at UK with a 54-game home win streak at Rupp Arena. He additionally had a 42-game home win streak at UK (2014-17).

He has gone undefeated at home 10 times overall - adding seven times with just one loss - while going undefeated at home in league play 14 times.

LIFE AWAY FROM HOME ISN'T SO BAD EITHER

As good as John Calipari's team's have been at home, they're pretty good in hostile environments on the road. His teams are 215-131 (62.1%) overall on the road. However, dating back to the 2005-06 season, Calipari has recorded a 131-65 (66.8%) record on the road.

At neutral-site venues, his teams are 167-73 (69.6%) including six seasons with at least 10 neutral-site wins.

CALIPARI IN ELITE COMPANY WITH CONFERENCE CHAMPIONSHIPS

When Kentucky clinched a share of the 2017 Southeastern Conference championship, John Calipari became the first NCAA Division I coach to lead three different programs (UMass, Memphis, Kentucky) to five on-court regular-season league titles three different times.

^ UMass won five Atlantic 10 titles (1992, '93, '94, '95 and '96).

^ Memphis claimed five Conference USA crowns (2004, '06, '07, '08 and '09).

^ Kentucky captured the SEC Championship six times (2010, '12, '15, '16, '17 and '20).

Perhaps more impressive is that Calipari has 31 combined regular-season and tournament championships. That trails only Mark Few of Gonzaga (41 titles) and Kentucky's Adolph Rupp (41) for the most combined championships. Bill Self (Kansas) also has 31 combined titles.

CALIPARI AT NO. 1

John Calipari is one of just two coaches (Frank McGuire) to lead three programs to a No. 1 ranking in the Associated Press Top 25.

Calipari has led 10 of his teams to a No. 1 AP ranking.

^ His teams are 110-13 (89.4%) as when ranked #1 by AP #1, including 69-8 at UK, 32-4 at UMass and 9-1 at Memphis

^ His 110 victories are the most among active coaches with victories at No. 1

^ Has coached 123 career games as #1, 4th-most in NCAA history, trailing Mike Krzyzewski (255), John Wooden (228) and Adolph Rupp (127)

^ Among coaches who have owned a #1 ranking in at least 19 games, Calipari's winning percentage of 89.4% trails only Wooden (95.2%)

^ Calipari is 6-5 all-time when playing an AP #1 team

DREAM MAKER

As someone who prides himself on helping young men reach their dreams, John Calipari has helped 61 players earn selection in the NBA Draft during his college coaching career, more than any other coach.

^ Four No. 1 overall picks (Derrick Rose, John Wall, Anthony Davis and Karl-Anthony Towns) from 2008-16. No other coach had more than 3

^ In 2010, five of his players were selected in the first round for the first time in NBA history

^ His six players in both the 2012 and 2015 NBA drafts are the most in the two-round era

^ Churned out 43 first-rounders and 29 lottery picks

^ While at Kentucky, 58 of his 73 full-time scholarship players (79.5 success rate) who finished their college careers under Calipari (did not transfer or leave the program early) were either drafted or made an NBA roster This does not include the late Terrence Clarke.

^ Only coach to produce the top two picks in the same draft (2012, Anthony Davis and Michael Kidd-Gilchrist)

^ Produced 20 top-10 picks including at least one in 12 straight drafts from 2008-19, the only school to do so during that time period

^ He is the only coach in history to have a former player win each of the following NBA awards: Player of the Year, Rookie of the Year, Sixth Man of the Year, Most Improved Player of the Year and Clutch Player of the Year

^ Eleven of his former players have combined to earn 39 NBA All-Star honors, 10 have been tabbed All-NBA (19 times), three were named NBA Rookie of the Year, and 19 players have made the NBA All-Rookie teams. Rose was named NBA MVP in 2011 and Davis won NBA All-Star MVP honors in 2017.

CHANGING FAMILIES LIVES

John Calipari hasn't just signed the best talent in the country; he's been the best at developing that talent, making those players better prepared than anyone else and getting them ready for all things at the next level. The proof is in the numbers.

Entering the 2024-25 NBA season, Calipari's NBA pros have amassed almost \$4 billion in career NBA contracts, which doesn't include endorsement deals and players on overseas contracts. His former players that were on NBA rosters made nearly \$2.3 billion in their career while players on current NBA rosters are signed to make \$1.9 billion under current contracts. For the 2024-25 NBA season alone, Cal's players are set to earn over \$475 million.

#LaFamilia NBA Awards

NBA PLAYER OF THE YEAR

2011 Derrick Rose

NBA ROOKIE OF THE YEAR

2009 Derrick Rose
2010 Tyreke Evans
2016 Karl-Anthony Towns

NBA DEFENSIVE PLAYER OF THE YEAR

2007 Marcus Camby

NBA MOST IMPROVED PLAYER

2021 Julius Randle
2024 Tyrese Maxey

NBA SIXTH MAN OF THE YEAR

2022 Tyler Herro

NBA CLUTCH PLAYER OF THE YEAR

2023 De'Aaron Fox

NBA CARES COMMUNITY ASSIST AWARD

2021 Devin Booker
2017 DeMarcus Cousins (offseason)
2016 John Wall

NBA SOCIAL JUSTICE CHAMPION

2024 Karl-Anthony Towns

NBA SPORTSMANSHIP AWARD

2024 Tyrese Maxey

NBA CHAMPION

2020 Anthony Davis
2023 Jamal Murray

ALL-NBA TEAM

2011 Derrick Rose (1st)
2012 Derrick Rose (1st)
2015 Anthony Davis (1st)
DeMarcus Cousins (2nd)
DeMarcus Cousins (2nd)
2017 Anthony Davis (1st)
John Wall (3rd)
2018 Anthony Davis (1st)
Karl-Anthony Towns (3rd)
2020 Anthony Davis (1st)
2021 Julius Randle (2nd)
2022 Devin Booker (1st)
Karl-Anthony Towns (3rd)
Shai Gilgeous-Alexander (1st)
De'Aaron Fox (3rd)
Julius Randle (3rd)
2024 Shai Gilgeous-Alexander (1st)
Anthony Davis (2nd)
Devin Booker (3rd)

ALL-NBA ROOKIE TEAM

1997 Marcus Camby (1st) 1997
2010 Tyreke Evans (1st)
Derrick Rose (1st)
2011 DeMarcus Cousins (1st)
John Wall (1st)
Eric Bledsoe (2nd)
2012 Brandon Knight (1st) 2012
2013 Anthony Davis (1st)
Michael Kidd-Gilchrist (2nd)
2015 Nerlens Noel (1st)
2016 Karl-Anthony Towns (1st)
Devin Booker (1st)
Willie Cauley-Stein (2nd)
2017 Jamal Murray (2nd)
2019 Shai Gilgeous-Alexander (2nd)
2020 Tyler Herro (2nd)
PJ Washington (2nd)
2021 Immanuel Quickley (2nd)
2024 Cason Wallace (2nd)

ALL-NBA DEFENSIVE TEAM

2005 Marcus Camby (2nd)
2006 Marcus Camby (2nd)
2007 Marcus Camby (1st)
2008 Marcus Camby (1st)
2015 Anthony Davis (2nd)
John Wall (2nd)
2017 Anthony Davis (2nd)
2018 Anthony Davis (1st)
2019 Eric Bledsoe (1st)
2020 Anthony Davis (1st)
Eric Bledsoe (2nd)
Bam Adebayo (2nd)
2021 Bam Adebayo (2nd)
2022 Bam Adebayo (2nd)
2023 Bam Adebayo (2nd)
2024 Anthony Davis (1st)
Bam Adebayo (1st)

NBA ALL-STAR TEAM

2010 Derrick Rose
2011 Derrick Rose
2012 Derrick Rose
2014 Anthony Davis
John Wall
2015 DeMarcus Cousins
Anthony Davis
John Wall
2016 DeMarcus Cousins
Anthony Davis
John Wall
2017 DeMarcus Cousins
Anthony Davis
John Wall
2018 DeMarcus Cousins
Anthony Davis
Karl-Anthony Towns
John Wall
2019 Anthony Davis
Karl-Anthony Towns
2020 Bam Adebayo
Devin Booker
Anthony Davis
2021 Devin Booker
Anthony Davis
Julius Randle
2022 Devin Booker
Karl-Anthony Towns
2023 Bam Adebayo
De'Aaron Fox
Shai Gilgeous-Alexander
Julius Randle
2024 Bam Adebayo
Devin Booker
Anthony Davis
Shai Gilgeous-Alexander
Tyrese Maxey
Julius Randle
Karl-Anthony Towns

ALL-STAR GAME MVP

2017 Anthony Davis

RIISING STARS CHALLENGE MVP

2010 Tyreke Evans
2011 John Wall
2017 Jamal Murray

SLAM DUNK CONTEST WINNER

2014 John Wall
2019 Hamidou Diallo

3-POINT CONTEST WINNER

2018 Devin Booker
2022 Karl-Anthony Towns

SKILLS CHALLENGE WINNER

2009 Derrick Rose
2016 Karl-Anthony Towns
2020 Bam Adebayo



CALIPARI VS RANKED OPPONENTS (AP RANKING)

TOTALS	Overall: 113-97	Home: 39-15	Away: 21-37	Neutral: 53-45
-UMass	Overall: 19-12	Home: 4-1	Away: 4-4	Neutral: 11-7
-UM	Overall: 20-33	Home: 10-6	Away: 3-12	Neutral: 7-15
-UK	Overall: 74-51	Home: 25-8	Away: 14-21	Neutral: 35-22
-ARK	Overall: 0-1	Home: 0-0	Away: 0-0	Neutral: 0-1

Vs. #1	Overall: 6-5	UMass: 3-0	UM: 0-2	UK: 3-3	ARK: 0-0
Home:	1-0	0-0	0-0	1-0	0-0
Away:	0-1	0-0	0-0	0-1	0-0
Neutral:	5-4	3-0	0-2	2-2	0-0

Vs. #2	Overall: 1-6	UMass: 0-1	UM: 0-1	UK: 1-4	ARK: 0-0
Home:	0-2	0-0	0-1	0-1	0-0
Away:	0-2	0-0	0-0	0-2	0-0
Neutral:	1-2	0-1	0-0	1-1	0-0

Vs. #3	Overall: 3-3	UMass: 1-1	UM: 1-0	UK: 1-2	ARK: 0-0
Home:	1-1	0-0	0-0	1-1	0-0
Away:	0-0	0-0	0-0	0-0	0-0
Neutral:	2-2	1-1	1-0	0-1	0-0

Vs. #4	Overall: 5-6	UMass: 1-0	UM: 1-0	UK: 3-4	ARK: 0-0
Home:	1-0	0-0	0-0	1-0	0-0
Away:	3-3	0-0	1-1	2-2	0-0
Neutral:	1-3	1-0	0-1	0-2	0-0

Vs. #5	Overall: 7-5	UMass: 0-0	UM: 2-3	UK: 5-2	ARK: 0-0
Home:	2-1	0-0	2-0	0-1	0-0
Away:	2-0	0-0	0-0	2-0	0-0
Neutral:	3-4	0-0	0-3	3-1	0-0

Vs. #6	Overall: 5-6	UMass: 0-2	UM: 2-2	UK: 3-2	ARK: 0-0
Home:	3-1	0-0	1-1	2-0	0-0
Away:	0-1	0-0	0-1	0-0	0-0
Neutral:	2-4	0-2	1-0	1-2	0-0

Vs. #7	Overall: 5-6	UMass: 0-1	UM: 1-1	UK: 4-4	ARK: 0-0
Home:	1-0	0-0	1-0	0-0	0-0
Away:	1-3	0-0	0-0	1-3	0-0
Neutral:	3-3	0-1	0-1	3-1	0-0

Vs. #8	Overall: 7-2	UMass: 2-0	UM: 1-0	UK: 4-1	ARK: 0-1
Home:	4-0	1-0	1-0	2-0	0-0
Away:	1-0	1-0	0-0	0-0	0-0
Neutral:	2-2	0-0	0-0	2-1	0-1

Vs. #9	Overall: 6-9	UMass: 0-0	UM: 2-3	UK: 4-6	ARK: 0-0
Home:	1-1	0-0	0-0	1-1	0-0
Away:	1-2	0-0	1-1	0-1	0-0
Neutral:	4-6	0-0	1-2	3-4	0-0

Vs. #10	Overall: 4-2	UMass: 2-0	UM: 1-0	UK: 1-2	ARK: 0-0
Home:	3-0	1-0	1-0	1-0	0-0
Away:	1-2	1-0	0-0	0-2	0-0
Neutral:	0-0	0-0	0-0	0-0	0-0

Vs. #11	Overall: 4-8	UMass: 1-2	UM: 1-4	UK: 2-2	ARK: 0-0
Home:	2-4	0-0	1-2	1-2	0-0
Away:	0-3	0-2	0-1	0-0	0-0
Neutral:	2-1	1-0	0-1	1-0	0-0

Vs. #12	Overall: 5-0	UMass: 1-0	UM: 0-0	UK: 4-0	ARK: 0-0
Home:	2-0	1-0	0-0	1-0	0-0
Away:	0-0	0-0	0-0	3-0	0-0
Neutral:	3-0	0-0	0-0	0-0	0-0

Vs. #13	Overall: 8-4	UMass: 1-1	UM: 0-3	UK: 7-0	ARK: 0-0
Home:	3-1	0-1	0-0	3-0	0-0
Away:	1-1	0-0	0-1	1-0	0-0
Neutral:	4-2	1-0	0-2	3-0	0-0

Vs. #14	Overall: 3-6	UMass: 1-3	UM: 0-1	UK: 2-2	ARK: 0-0
Home:	0-0	0-0	0-0	0-0	0-0
Away:	1-3	0-2	0-1	1-0	0-0
Neutral:	2-3	1-1	0-0	1-2	0-0

Vs. #15	Overall: 4-4	UMass: 0-0	UM: 2-2	UK: 2-2	ARK: 0-0
Home:	1-2	0-0	0-1	1-1	0-0
Away:	1-1	0-0	1-1	0-0	0-0
Neutral:	2-1	0-0	1-0	1-1	0-0

Vs. #16	Overall: 5-3	UMass: 0-1	UM: 1-0	UK: 4-2	ARK: 0-0
Home:	1-0	0-0	0-0	1-0	0-0
Away:	2-1	0-0	0-0	2-1	0-0
Neutral:	2-2	0-1	1-0	1-1	0-0

Vs. #17	Overall: 4-1	UMass: 0-0	UM: 1-0	UK: 3-1	ARK: 0-0
Home:	1-0	0-0	1-0	0-0	0-0
Away:	1-1	0-0	0-0	1-1	0-0
Neutral:	2-0	0-0	0-0	2-0	0-0

Vs. #18	Overall: 3-4	UMass: 0-0	UM: 0-0	UK: 3-4	ARK: 0-0
Home:	1-0	0-0	0-0	1-0	0-0
Away:	2-3	0-0	0-0	2-3	0-0
Neutral:	0-1	0-0	0-0	0-1	0-0

Vs. #19	Overall: 5-4	UMass: 1-0	UM: 1-2	UK: 3-2	ARK: 0-0
Home:	0-1	0-0	0-0	0-1	0-0
Away:	1-2	0-0	0-1	1-1	0-0
Neutral:	4-1	1-0	1-1	2-0	0-0

Vs. #20	Overall: 2-3	UMass: 0-0	UM: 1-2	UK: 1-1	ARK: 0-0
Home:	0-0	0-0	0-0	0-0	0-0
Away:	0-1	0-0	0-1	0-0	0-0
Neutral:	2-2	0-0	1-1	1-1	0-0

Vs. #21	Overall: 7-3	UMass: 3-0	UM: 0-2	UK: 4-1	ARK: 0-0
Home:	3-0	0-0	0-0	3-0	0-0
Away:	1-3	1-0	0-2	0-1	0-0
Neutral:	3-0	2-0	0-0	1-0	0-0

Vs. #22	Overall: 6-3	UMass: 0-0	UM: 1-2	UK: 5-1	ARK: 0-0
Home:	3-1	0-0	1-1	2-0	0-0
Away:	1-0	0-0	0-0	1-0	0-0
Neutral:	2-2	0-0	0-1	2-1	0-0

Vs. #23	Overall: 2-2	UMass: 1-0	UM: 0-0	UK: 1-2	ARK: 0-0
Home:	1-0	0-0	0-0	0-0	0-0
Away:	1-2	1-0	0-0	0-2	0-0
Neutral:	1-0	0-0	0-0	1-0	0-0

Vs. #24	Overall: 2-1	UMass: 0-0	UM: 0-0	UK: 2-1	ARK: 0-0
Home:	1-0	0-0	0-0	1-0	0-0
Away:	0-1	0-0	0-0	0-1	0-0
Neutral:	1-0	0-0	0-0	1-0	0-0

Vs. #25	Overall: 4-1	UMass: 1-0	UM: 1-1	UK: 2-0	ARK: 0-0
Home:	4-0	1-0	1-0	2-0	0-0
Away:	0-1	0-0	0-1	0-0	0-0
Neutral:	0-0	0-0	0-0	0-0	0-0

CALIPARI WHEN RANKED (AP RANKING)

TOTALS	Overall: 620-143	Home: 338-23	Away: 142-65	Neutral: 140-55
-UMass	Overall: 110-22	Home: 41-3	Away: 28-11	Neutral: 41-8
-UM	Overall: 148-25	Home: 85-4	Away: 39-7	Neutral: 24-14
-UK	Overall: 357-94	Home: 207-16	Away: 75-47	Neutral: 75-31
-ARK	Overall: 5-2	Home: 5-0	Away: 0-0	Neutral: 0-2

As #1	Overall: 110-13	UMass: 32-4	UM: 9-1	UK: 69-8	ARK: 0-0
Home:	50-4	11-1	5-1	34-2	0-0
Away:	32-4	12-1	4-0	16-3	0-0
Neutral:	28-5	9-2	0-0	19-3	0-0

As #2	Overall: 63-4	UMass: 6-0	UM: 23-1	UK: 34-3	ARK: 0-0
Home:	28-0	1-0	11-0	16-0	0-0
Away:	12-1	1-0	6-0	5-1	0-0
Neutral:	23-3	4-0	6-1	13-2	0-0

As #3	Overall: 41-4	UMass: 4-0	UM: 16-2	UK: 21-2	ARK: 0-0
Home:	27-0	2-0	8-0	17-0	0-0
Away:	6-1	2-0	4-1	2-0	0-0
Neutral:	8-3	0-0	4-1	2-2	0-0

As #4	Overall: 36-10	UMass: 4-0	UM: 15-2	UK: 17-8	ARK: 0-0
Home:	23-2	0-0	11-1	12-1	0-0
Away:	6-4	2-0	1-0	3-4	0-0
Neutral:	7-4	2-0	3-1	2-3	0-0

As #5	Overall: 49-6	UMass: 10-2	UM: 18-1	UK: 21-3	ARK: 0-0
Home:	24-2	4-1	10-0	10-1	0-0
Away:	10-1	1-1	5-0	4-0	0-0
Neutral:	15-3	5-0	3-1	7-2	0-0

As #6	Overall: 18-8	UMass: 2-1	UM: 2-0	UK: 14-7	ARK: 0-0
Home:	9-1	2-0	0-0	7-1	0-0
Away:	7-5	0-1	2-0	5-4	0-0
Neutral:	2-2	0-0	0-0	2-2	0-0

As #7	Overall: 17-5	UMass: 5-1	UM: 3-0	UK: 9-4	ARK: 0-0
Home:	6-0	1-0	2-0	3-0	0-0
Away:	5-0	1-0	1-0	3-0	0-0
Neutral:	6-5	3-1	0-0	3-4	0-0

As #8	Overall: 40-6	UMass: 11-2	UM: 6-0	UK: 23-4	ARK: 0-0
Home:	21-1	4-0	2-0	15-1	0-0
Away:	10-3	4-1	4-0	2-2	0-0
Neutral:	9-2	3-1	0-0	6-1	0-0

As #9	Overall: 17-3	UMass: 5-0	UM: 3-0	UK: 9-3	ARK: 0-0
Home:	9-0	1-0	2-0	6-0	0-0
Away:	5-1	1-0	1-0	3-1	0-0
Neutral:	3-2	3-0	0-0	0-2	0-0

As #10	Overall: 20-12	UMass: 2-1	UM: 0-0	UK: 18-11	ARK: 0-0
Home:	17-3	2-0	0-0	15-3	0-0
Away:	2-7	0-1	0-0	2-6	0-0
Neutral:	1-2	0-0	0-0	1-2	0-0

As #11	Overall: 21-6	UMass: 5-2	UM: 5-1	UK: 11-3	ARK: 0-0
Home:	10-0	3-0	3-0	4-0	0-0
Away:	5-3	1-1	1-0	3-2	0-0
Neutral:	6-3	1-1	1-1	4-1	0-0

As #12	Overall: 19-7	UMass: 0-0	UM: 8-3	UK: 11-4	ARK: 0-0
Home:	9-1	0-0	5-0	4-1	0-0
Away:	7-2	0-0	1-0	6-2	0-0
Neutral:	3-4	0-0	2-3	1-1	0-0

As #13	Overall: 16-5	UMass: 2-0	UM: 5-1	UK: 9-4	ARK: 0-0
Home:	12-0	1-0	3-0	8-0	0-0
Away:	2-3	1-0	0-0	1-3	0-0
Neutral:	2-2	0-0	2-1	0-1	0-0

As #14	Overall: 16-4	UMass: 1-1	UM: 4-0	UK: 11-3	ARK: 0-0
Home:	9-1	0-0	2-0	7-1	0-0
Away:	5-2	0-0	2-0	3-2	0-0
Neutral:	2-1	1-1	0-0	1-0	0-0

As #15	Overall: 12-0	UMass: 0-0	UM: 0-0	UK: 12-0	ARK: 0-0
Home:	5-0	0-0	0-0	5-0	0-0
Away:	4-0	0-0	0-0	4-0	0-0
Neutral:	3-0	0-0	0-0	3-0	0-0

As #16	Overall: 20-5	UMass: 0-0	UM: 3-2	UK: 16-2	ARK: 1-1
Home:	13-0	0-0	2		

CALIPARI'S ALL-TIME COLLEGIATE PLAYER HONORS

NATIONAL PLAYER OF THE YEAR	4
UMASS	1
1996 Marcus Camby <i>AP, UPI, USBWA, Wooden, Naismith, NABC, Rupp, Basketball Times, Sporting News, CBS</i>	
KENTUCKY	3
2010 John Wall <i>Adolph Rupp, Yahoo!, Rivals</i>	
2012 Anthony Davis <i>Adolph Rupp, AP, CBS, Basketball Times, Naismith, Sporting News, USBWA, Wooden</i>	
2022 Oscar Tshiebwe <i>AP, CBS, College Hoops Today, NABC, Naismith, Sporting News, The Athletic, Field of 68, USBWA, USA Today, Wooden</i>	
NATIONAL FRESHMAN OF THE YEAR	2
MEMPHIS	1
2009 Tyreke Evans <i>USBWA, CBS, ESPN, Fox, Sporting News</i>	
KENTUCKY	1
2024 Reed Sheppard <i>USBWA, NABC, CBS, SI</i>	
ALL-AMERICANS	25
UMASS	3
1994 Lou Roe <i>Sporting News (2), Basketball Weekly (2), NABC (3)</i>	
1995 Lou Roe <i>Wooden (1), Sporting News (1), AP (2), USBWA (2), NABC (2), UPI (2), Basketball Times (2)</i>	
1996 Marcus Camby <i>AP (1), USBWA (1), Wooden, NABC (1), UPI (1), Basketball Times (1), Basketball Weekly (1)</i>	
MEMPHIS	8
2002 Dajuan Wagner <i>AP (HM)</i>	
2003 Chris Masse <i>Fox (3), CNNSI (HM)</i>	
2004 Antonio Burks <i>AP (HM)</i>	
2006 Rodney Carney <i>USBWA (2), ESPN (2)</i>	
2007 Chris Douglas-Roberts <i>AP (HM)</i>	
2008 Chris Douglas-Roberts <i>Wooden, USBWA (1), AP (1), NABC (1), ESPN (1), Sporting News (1), Basketball Times (2)</i>	
Derrick Rose <i>Wooden, AP (3), NABC (3), Basketball Times (3)</i>	
2009 Tyreke Evans <i>CBS (3), SI (3), AP (HM)</i>	
KENTUCKY	14
2010 DeMarcus Cousins <i>AP (1), NABC (2), USBWA (2), SN (2)</i>	
John Wall <i>AP (1), NABC (1), USBWA (1), SN (1)</i>	
2012 Anthony Davis <i>AP (1), NABC (1), USBWA (1), SN (1)</i>	
Michael Kidd-Gilchrist <i>USBWA (2), SN (2), AP (3), NABC (3)</i>	
2014 Julius Randle <i>AP (3), NABC (3)</i>	
2015 Willie Cauley-Stein <i>AP (1), NABC (1), USBWA (1), SN (1)</i>	
Karl-Anthony Towns <i>AP (2), NABC (2), SN (3)</i>	
2016 Jamal Murray <i>AP (3)</i>	
Tyler Ulis <i>AP (1), SN (1), USBWA (2), NABC (2)</i>	
2017 Malik Monk <i>SN (2), USBWA (2), NABC (2), AP (2)</i>	
2019 PJ Washington <i>SN (3), USBWA (3), NABC (3), AP (3)</i>	
2022 Oscar Tshiebwe <i>SN (1), USBWA (1), NABC (1), AP (1)</i>	
2023 Oscar Tshiebwe <i>SN (3), USBWA (2), NABC (2), AP (2)</i>	
2024 Antonio Reeves <i>SN (3)</i>	
COSIDA ACADEMIC ALL-AMERICA	1
2016 Alex Poythress (Kentucky)	2nd Team

CONFERENCE PLAYER OF THE YEAR	12
UMASS	3
1992 Harper Williams	
1995 Lou Roe	
1996 Marcus Camby	
MEMPHIS	3
2004 Antonio Burks	
2006 Rodney Carney	
2008 Chris Douglas-Roberts	
KENTUCKY	6
2010 John Wall Coaches AP	
2012 Anthony Davis Coaches AP	
2016 Tyler Ulis Coaches AP	
2017 Malik Monk AP	
2020 Immanuel Quickley Coaches AP	
2022 Oscar Tshiebwe Coaches AP	
CONF. FROSH/NEWCOMER OF THE YEAR	20
UMASS	2
1989 Jim McCoy Freshman	
1994 Marcus Camby Freshman & Newcomer	
MEMPHIS	6
2002 Dajuan Wagner Freshman	
2004 Sean Banks Freshman	
2005 Darius Washington Freshman	
2006 Shawne Williams Freshman	
2008 Derrick Rose Freshman	
2009 Tyreke Evans Freshman	
KENTUCKY (Coaches - Frosh - AP - Newcomer)	12
2010 DeMarcus Cousins Coaches	
2010 John Wall AP	
2011 Terrence Jones Coaches / AP	
2012 Anthony Davis Coaches / AP	
2013 Nerlens Noel Coaches / AP	
2014 Julius Randle Coaches / AP	
2015 Karl-Anthony Towns Coaches / AP	
2017 Malik Monk Coaches / AP	
2018 Kevin Knox Coaches	
2019 Tyler Herro AP	
2019 Keldon Johnson Coaches	
2024 Reed Sheppard Coaches	
CONFERENCE SIXTH MAN OF THE YEAR	7
UMASS (A10 Did Not Select a Sixth Man of the Year)	2
MEMPHIS	2
2007 Jeremy Hunt	
2009 Wesley Witherspoon	
KENTUCKY	5
2012 Darius Miller Coaches	
2013 Kyle Wiltjer Coaches	
2015 Devin Booker Coaches	
2023 Antonio Reeves Coaches	
2024 Rob Dillingham Coaches	
CONFERENCE DEFENSIVE PLAYER OF THE YEAR	9
UMASS (A10 Did Not Select a Defensive POY)	3
MEMPHIS	3
2007 Joey Dorsey	
2008 Joey Dorsey	
2009 Antonio Anderson	
KENTUCKY	6
2010 John Wall Coaches/AP	
2012 Anthony Davis Coaches/AP	
2016 Tyler Ulis Coaches/AP	
2017 Malik Monk AP	
2020 Immanuel Quickley Coaches	
2022 Oscar Tshiebwe Coaches/AP	

ALL-CONFERENCE	80
UMASS	22
1989 Jim McCoy 3rd	
1990 Jim McCoy 1st	
William Herndon 3rd	
1991 Jim McCoy 1st	
Harper Williams 3rd	
1992 Jim McCoy 1st	
Harper Williams 1st	
1993 Lou Roe 1st	
Harper Williams 1st	
Tony Barbee 2nd	
1994 Lou Roe 1st	
Marcus Camby 3rd	
Mike Williams 3rd	
1995 Marcus Camby 1st	
Lou Roe 1st	
Donta Bright 2nd	
Derek Kellogg 2nd	
1996 Marcus Camby 1st	
Donta Bright 1st	
Edgar Paila 2nd	
Carmelo Travieso 2nd	
Dana Dingle 3rd	
MEMPHIS	22
2001 Kelly Wise 1st	
2002 Dajuan Wagner 1st	
Kelly Wise 1st	
2003 Chris Massie 1st	
Antonio Burks 3rd	
2004 Sean Banks 1st	
Antonio Burks 1st	
2005 Rodney Carney 2nd	
Darius Washington Jr. 3rd	
2006 Rodney Carney 1st	
Darius Washington Jr. 1st	
Shawne Williams 3rd	
2007 Joey Dorsey 1st	
Chris Douglas-Roberts 1st	
Jeremy Hunt 2nd	
2008 Chris Douglas-Roberts 1st	
Derrick Rose 1st	
Joey Dorsey 2nd	
Robert Dozier 3rd	
2009 Tyreke Evans 1st	
Antonio Anderson 2nd	
Robert Dozier 2nd	
KENTUCKY	36
2010 DeMarcus Cousins 1st Coaches 1st AP	
Patrick Patterson 1st Coaches 2nd AP	
John Wall 1st Coaches 1st AP	
2011 Terrence Jones 1st Coaches 1st AP	
Brandon Knight 1st Coaches 2nd AP	
2012 Anthony Davis 1st Coaches 1st AP	
Michael Kidd-Gilchrist 1st Coaches 1st AP	
Terrence Jones 2nd Coaches 2nd AP	
Doron Lamb 2nd Coaches	
2013 Nerlens Noel 1st Coaches 1st AP	
2014 Julius Randle 1st Coaches 1st AP	
James Young 2nd Coaches	
2015 Willie Cauley-Stein 1st Coaches 1st AP	
Karl-Anthony Towns 1st Coaches 1st AP	
Aaron Harrison 2nd Coaches 2nd AP	
Devin Booker 2nd Coaches	
2016 Jamal Murray 1st Coaches 1st AP	
Tyler Ulis 1st Coaches 1st AP	
2017 De'Aaron Fox 1st Coaches 1st AP	
Malik Monk 1st Coaches 1st AP	
Bam Adebayo 2nd Coaches 2nd AP	
2018 Kevin Knox 1st Coaches	
Shai Gilgeous-Alexander 2nd Coaches	
2019 PJ Washington 1st Coaches 1st AP	
Tyler Herro 2nd Coaches	
Keldon Johnson 2nd Coaches	
2020 Nick Richards 1st Coaches 1st AP	
Immanuel Quickley 1st Coaches 1st AP	
Tyrese Maxey 2nd Coaches	
2022 Oscar Tshiebwe 1st Coaches 1st AP	
TyTy Washington Jr. 2nd Coaches	
Sahvir Wheeler 2nd Coaches	
2023 Oscar Tshiebwe 1st Coaches 1st AP	
Antonio Reeves 1st Coaches 1st AP	
2024 Reed Sheppard 2nd Coaches 2nd AP	
Rob Dillingham 2nd Coaches	

CONFERENCE ALL-DEFENSIVE TEAM	19
UMASS (A10 Did Not Select an All-Defensive Team)	6
MEMPHIS (C-USA Started Team in 2007)	6
2007 Antonio Anderson	
Joey Dorsey	
2008 Antonio Anderson	
Joey Dorsey	
2009 Antonio Anderson	
Robert Dozier	
KENTUCKY	13
2010 Patrick Patterson	
2011 DeAndre Liggins	
2012 Anthony Davis	
Michael Kidd-Gilchrist	
2013 Nerlens Noel	
2014 Willie Cauley-Stein	
2015 Willie Cauley-Stein	
2016 Tyler Ulis	
2019 Ashton Hagans	
2020 Ashton Hagans	
Nick Richards	
2021 Isaiah Jackson	
2022 Oscar Tshiebwe	
CONFERENCE ALL-ROOKIE/FRESHMAN TEAM	51
UMASS	7
1990 Tony Barbee	
Harper Williams	
1992 Lou Roe	
1993 Dana Dingle	
1994 Marcus Camby	
1995 Derek Kellogg	
1996 Gary Lumpkin	
MEMPHIS	10
2001 Scooter McFadgon	
2002 Dajuan Wagner	
2003 Rodney Carney	
2004 Sean Banks	
2005 Joey Dorsey	
Darius Washington	
2006 Chris Douglas-Roberts	
Derrick Rose	
Shawne Williams	
2008 Derrick Rose	
2009 Tyreke Evans	
KENTUCKY	34
2010 Eric Bledsoe	
DeMarcus Cousins	
John Wall	
2011 Brandon Knight	
Terrence Jones	
Doron Lamb	
2012 Anthony Davis	
Michael Kidd-Gilchrist	
2013 Willie Cauley-Stein	
Archie Goodwin	
Nerlens Noel	
Alex Poythress	
2014 Julius Randle	
James Young	
2015 Devin Booker	
Trey Lyles	
Karl-Anthony Towns	
Tyler Ulis	
2016 Jamal Murray	
2017 Bam Adebayo	
De'Aaron Fox	
Malik Monk	
2018 Shai Gilgeous-Alexander	
Kevin Knox	
2019 Tyler Herro	
Keldon Johnson	
2020 Tyrese Maxey	
2021 Isaiah Jackson	
2022 TyTy Washington Jr.	
2023 Chris Livingston	
Cason Wallace	
2024 Rob Dillingham	
Reed Sheppard	
D.J. Wagner	

MOST POINTS BY..

CAL'S COLLEGE TEAMS

PTS	TEAM	OPPONENT	DATE	RESULT
118	Kentucky	Marshall	11/24/23	W, 118-82
117	Kentucky	Alabama	02/24/24	W, 1147-95
115	Kentucky	vs Arizona State (Atlantis)	11/28/16	W, 115-69
112	Memphis	Howard	01/03/01	W, 112/42
111	Kentucky	Arkansas	03/02/24	W, 111-102
111	Kentucky	Tennessee-Martin	11/25/16	W, 111-76
111	Memphis	Jackson State	11/16/06	W, 111-69
111	Memphis	Eastern Kentucky	12/01/01	W, 111-74
110	Kentucky	Auburn	02/21/15	W, 110-75
109	Arkansas	Maryland Eastern Shore	11/25/24	W, 109-35
109	Kentucky	at Vanderbilt	02/06/24	W, 109-77
109	Memphis	Austin Peay	02/22/01	W, 109-68
108	Kentucky	Marist	11/11/11	W, 108-58
108	Memphis	Lamar	01/03/09	W, 108-75
108	Memphis	Lamar	11/28/05	W, 108-83
107	Kentucky	Tennessee	01/15/22	W, 107-79
107	Kentucky	UIC	11/26/17	W, 107-73
106	Kentucky	South Carolina State	11/17/22	W, 106-63
106	UMass	vs Rutgers (A-10)	03/08/92	W, 106-94
105	Kentucky	Georgia	01/20/24	W, 105-96
105	Kentucky	Texas-Arlington	11/19/13	W, 105-76
105	Memphis	at Tulane	02/18/06	W, 105-65
105	UMass	Rutgers	01/28/89	W, 105-89
104	Kentucky	Long Island	11/23/12	W, 104-75
104	Kentucky	Hartford	12/29/09	W, 104-61
104	Memphis	Austin Peay	11/27/07	W, 104-82
104	UMass	vs Arkansas (Tipoff Classic)	11/25/94	W, 104-80
104	UMass	St. Bonaventure	02/22/92	W, 104-67
103	Kentucky	vs. North Carolina (Brooklyn)	12/17/16	W, 103-100
103	Memphis	Tulane	02/12/05	W, 103-71
103	UMass	at Dugesne	11/25/64	W, 103-53
102	Kentucky	vs Indiana (NCAA)	03/23/12	W, 102-90
102	Kentucky	Sam Houston	11/19/09	W, 102-92
102	Memphis	Siena	01/03/08	W, 102-58
102	Memphis	Tennessee-Martin	11/05/07	W, 102-71
102	Memphis	Savannah State	11/11/04	W, 102-40
102	Memphis	UAB	01/23/02	W, 102-81
101	Kentucky	Stonehill	11/17/23	W, 101-67
101	Kentucky	Cleveland State	11/23/16	W, 101-70
101	Kentucky	Lafayette	11/16/12	W, 101-49
101	Kentucky	Arkansas	01/23/10	W, 101-70
100	Kentucky	Robert Morris	11/12/21	W, 100-60
100	Kentucky	Texas A&M	01/03/17	W, 100-58
100	Kentucky	vs ETSU (NCAA)	03/18/10	W, 100-71
100	Memphis	Marist	12/02/08	W, 100-61
100	Memphis	at South Florida	02/07/01	W, 100-89

CAL'S COLLEGE OPPONENTS

PTS	TEAM	OPPONENT	DATE	RESULT
118	Kentucky	vs Duke	11/06/18	L, 84-118
109	UMass	at Penn State	01/05/89	L, 79-109
105	UMass	at Duquesne	02/18/89	L, 74-105
104	UMass	at UConn	01/30/89	L, 75-104
103	Kentucky	Tennessee	02/03/24	L, 92-103
103	UMass	at Rutgers	02/24/91	L, 96-103
103	UMass	at George Washington	01/21/89	L, 77-103
102	Kentucky	Arkansas	03/02/24	W, 111-102
102	Memphis	vs Missouri	03/26/09	L, 91-102
101	UMass	at George Washington	02/15/90	L, 95-101
100	Kentucky	vs North Carolina	12/17/16	W, 103-100
100	UMass	at Rhode Island	02/09/89	L, 76-100

FEWEST POINTS BY....

CAL'S COLLEGE TEAMS

PTS	TEAM	OPPONENT	DATE	RESULT
44	Memphis	Louisville	02/26/05	L, 44-53
44	UMass	at Temple	01/09/93	L, 44-52
45	Memphis	vs UCLA	03/25/06	L, 45-50
46	Memphis	at UAB	02/08/02	L, 46-64
48	Kentucky	vs Vanderbilt	03/15/13	L, 48-64
50	Kentucky	at Notre Dame	11/29/12	L, 50-64
50	UMass	at Maryland	12/02/95	W, 50-47

CAL'S COLLEGE OPPONENTS

PTS	TEAM	OPPONENT	DATE	RESULT
28	Kentucky	Montana State	11/23/14	W, 86-28
35	Arkansas	Maryland Eastern Shore	11/25/24	W, 109-35
35	UMass	at Temple	01/01/96	W, 59-35
37	Kentucky	Missouri	01/13/15	W, 86-37
37	Memphis	Tulsa	02/11/09	W, 63-37
38	Kentucky	Providence	11/30/14	W, 58-38
39	Kentucky	vs West Virginia	03/26/15	W, 78-39
39	Memphis	Tulsa	03/14/09	W, 64-39

ARKANSAS PLAYER GAME HIGHS • CAL ERA:

MOST POINTS:

26	Adou Thiero vs Illinois 11/28/24
24	Adou Thiero vs Baylor 11/09/24
23	Adou Thiero vs Little Rock 11/22/24
23	Adou Thiero vs Pacific 11/18/24
21	Karter Knox vs UMES 11/25/24
21	Boogie Fland vs Little Rock 11/22/24
20	Boogie Fland vs Pacific 11/18/24
Season Opener:	17, Boogie Fland vs Lipscomb 11/06/24
SEC Opener:	
SEC Game:	
SEC Tourney:	
NCAA Tourney:	
Bud Walton:	23 (2x), Adou Thiero vs Pacific & Little Rock
Road Game:	18, Boogie Fland at Miami 12/03/24
Neutral Site:	26, Adou Thiero vs Illinois 11/28/24
Ranked Opp:	24, Adou Thiero vs Baylor 11/09/24
Freshman:	21, Boogie Fland vs Little Rock 11/22/24
Sophomore:	19, Zvonimir Ivisic vs Troy 11/13/24
Junior:	26, Adou Thiero vs Illinois 11/28/24
Senior:	4, Jonas Aidoo at Miami 12/03/24
5th-Yr SR/Grad:	16, Johnell Davis vs UMES 11/25/24

MOST POINTS IN AN SEC GAME:

MOST POINTS IN A HALF:

18	Adou Thiero (2nd) vs Illinois 11/28/24
16	Adou Thiero (2nd) vs Little Rock 11/22/24
16	Zvonimir Ivisic (2nd) vs Troy 11/13/24
14	Adou Thiero (2nd) vs Baylor 11/09/24
13	Johnell Davis (1st) vs UMES 11/25/24
13	Boogie Fland (1st) vs Little Rock 11/22/24
13	Boogie Fland (2nd) vs Pacific 11/18/24

MOST POINTS OFF THE BENCH:

21	Karter Knox vs UMES 11/25/24
19	Zvonimir Ivisic (2nd) vs Troy 11/13/24
14	Billy Richmond III vs UMES 11/25/24
12	Billy Richmond III vs Illinois 11/28/24

MOST FIELD GOALS MADE:

10	Adou Thiero vs Baylor 11/09/24
8	Karter Knox vs UMES 11/25/24
8	Adou Thiero vs Troy 11/13/24
7 (4x)	LAST: Adou Thiero vs Illinois 11/28/24

BEST FIELD GOAL PERCENTAGE:

10-15 FGA	.667 (10-15)	Adou Thiero vs Baylor 11/09/24
	.571 (8-14)	Karter Knox vs UMES 11/25/24
16-20 FGA	--	
20 PLUS FGA	--	

MOST 3-POINTERS MADE:

6	Zvonimir Ivisic vs Troy 11/13/24
4	Boogie Fland at Miami 12/03/24
4	Johnell Davis vs UMES 11/25/24
3 (9x)	LAST: Davis and Ivisic at Miami 12/03/24

BEST 3-POINT PERCENTAGE:

MIN 5 3PTA	.857 (6-7)	Zvonimir Ivisic vs Troy 11/13/24
	.600 (3-5)	Boogie Fland vs Little Rock 11/22/24
	.600 (3-5)	Boogie Fland vs Baylor 11/09/24
10 PLUS 3PTA	--	

MOST FREE THROWS MADE:

12	(12-21)	Adou Thiero vs Illinois 11/28/24
9	(9-10)	Adou Thiero vs Little Rock 11/22/24
6	(6-6)	Boogie Fland vs Pacific 11/18/24
6	(6-7)	Boogie Fland vs Little Rock 11/22/24
6	(6-7)	Adou Thiero vs Pacific 11/18/24

MOST FREE THROWS ATTEMPTED:

21	(12-21)	Adou Thiero vs Illinois 11/28/24
10	(9-10)	Adou Thiero vs Little Rock 11/22/24
7	(6-7)	Boogie Fland vs Little Rock 11/22/24
7	(6-7)	Adou Thiero vs Pacific 11/18/24

BEST FREE THROW PERCENTAGE:

6-9 FTA	1.000 (6-6)	Boogie Fland vs Pacific 11/18/24
10-15 FTA	.900 (9-10)	Boogie Fland vs Little Rock 11/22/24
16 PLUS FTA	--	

MOST REBOUNDS:

9	Billy Richmond III vs UMES 11/25/24
8	Adou Thiero vs Little Rock 11/22/24
8	Trevon Brazile vs Lipscomb 11/06/24
7	Adou Thiero vs Troy 11/13/24
Season Opener:	8, Trevon Brazile vs Lipscomb 11/06/24
SEC Opener:	
SEC Game:	
SEC Tourney:	
NCAA Tourney:	
Bud Walton:	9, Billy Richmond III vs UMES 11/25/24
Road Game:	5, Brazile and Davis at Miami 12/03/24
Neutral Site:	6 (3x), LAST Thiero and Ivisic vs Illinois 11/28/24
Ranked Opp:	6, Adou Thiero vs Baylor 11/09/24
Freshman:	9, Billy Richmond III vs UMES 11/25/24
Sophomore:	6 (3x), Zvonimir Ivisic vs Illinois 11/28/24
Junior:	8 (2x), LAST Adou Thiero vs Little Rock 11/22/24
Senior:	3, Jonas Aidoo vs Lipscomb 11/06/24
5th-Yr SR/Grad:	6 (2x), LAST: Johnell Davis vs Pacific 11/18/24

MOST OFFENSIVE REBOUNDS:

3	Billy Richmond III vs UMES 11/25/24
3	Zvonimir Ivisic vs Baylor 11/09/24
2	8x

MOST DEFENSIVE REBOUNDS:

7	Trevon Brazile vs Lipscomb 11/06/24
6	Billy Richmond III vs UMES 11/25/24
6	Adou Thiero vs Little Rock 11/22/24
6	Adou Thiero vs Baylor 11/09/24
6	Adou Thiero vs Pacific 11/18/24

MOST ASSISTS:

7	Boogie Fland vs Little Rock 11/22/24
7	Boogie Fland vs Troy 11/13/24
7	Boogie Fland vs Baylor 11/09/24
6	Boogie Fland at Miami 12/03/24
6	Johnell Davis vs Illinois 11/28/24
6	Boogie Fland vs UMES 11/25/24

Season Opener: 3, Boogie Fland vs Lipscomb 11/06/24

SEC Opener:

SEC Game:

SEC Tourney:

NCAA Tourney:

Bud Walton: 7 (2x), Boogie Fland vs Troy and Little Rock

Road Game: 6, Boogie Fland at Miami 12/03/24

Neutral Site: 7, Boogie Fland vs Baylor 11/09/24

Ranked Opp: 7, Boogie Fland vs Baylor 11/09/24

Freshman: 7 (3x), Boogie Fland

Sophomore: 5 (3x) LAST D.J. Wagner at Miami 12/03/24

Junior: 5, Adou Thiero vs UMES 11/25/24

Senior: -

5th-Yr SR/Grad: 6, Johnell Davis vs Illinois 11/28/24

MOST POINTS-REBOUNDS-ASSISTS:

33	(26-6-1)	Adou Thiero vs Illinois 11/28/24
32	(24-6-2)	Adou Thiero vs Baylor 11/09/24
31	(23-6-0)	Adou Thiero vs Little Rock 11/22/24
31	(21-4-7)	Boogie Fland vs Little Rock 11/22/24
31	(23-6-2)	Adou Thiero vs Pacific 11/18/24

MOST STEALS:

6	Adou Thiero vs Little Rock 11/22/24
4	Adou Thiero vs UMES 11/25/24
4	Adou Thiero vs Pacific 11/18/24
4	Boogie Fland vs Pacific 11/18/24
4	D.J. Wagner vs Troy 11/13/24

Season Opener: 3, Adou Thiero vs Lipscomb 11/06/24

SEC Opener:

SEC Game:

SEC Tourney:

NCAA Tourney:

Bud Walton: 6, Adou Thiero vs Little Rock 11/22/24

Road Game: 2 (2x), LAST Davis and Wagner at Miami 12/03/24

Neutral Site: 2, by three vs Illinois 11/28/24

Ranked Opp: 1, by five vs Baylor 11/09/24

Freshman: 4, Boogie Fland vs Pacific 11/18/24

Sophomore: 4, D.J. Wagner vs Troy 11/13/24

Junior: 6, Adou Thiero vs Little Rock 11/22/24

Senior: -

5th-Yr SR/Grad: 2 (3x) LAST: Johnell Davis at Miami 12/03/24

MOST BLOCKED SHOTS:

5	Zvonimir Ivisic vs Troy 11/13/24
3	Zvonimir Ivisic vs UMES 11/25/24
3	Zvonimir Ivisic vs Pacific 11/18/24
3	Zvonimir Ivisic vs Lipscomb 11/06/24
Season Opener: 3, Zvonimir Ivisic vs Lipscomb 11/06/24	
SEC Opener:	
SEC Game:	
SEC Tourney:	
NCAA Tourney:	
Bud Walton:	5, Zvonimir Ivisic vs Troy 11/13/24
Road Game:	2, Zvonimir Ivisic at Miami 12/03/24
Neutral Site:	2 (2x), LAST: Zvonimir Ivisic vs Illinois 11/28/24
Ranked Opp:	2, Adou Thiero vs Baylor 11/09/24
Freshman:	2, Billy Richmond III vs Troy 11/13/24
Sophomore:	5, Zvonimir Ivisic vs Troy 11/13/24
Junior:	2 (2x) LAST, Trevon Brazile vs Troy 11/13/24
Senior:	-
5th-Yr SR/Grad:	1, Johnell Davis vs Lipscomb 11/06/24

MOST MINUTES:

39:01	Boogie Fland vs Baylor 11/09/24
38:22	D.J. Wagner vs Little Rock 11/22/24
38:03	Boogie Fland vs Little Rock 11/22/24
37:50	D.J. Wagner vs Baylor 11/09/24
37:41	Adou Thiero at Miami 12/03/24
Season Opener: 36:15, Johnell Davis vs Lipscomb 11/06/24	
SEC Opener:	
SEC Game:	
SEC Tourney:	
NCAA Tourney:	
Bud Walton:	38:22, D.J. Wagner vs Little Rock 11/22/24
Road Game:	27:41, Adou Thiero at Miami 12/03/24
Neutral Site:	39:01, Boogie Fland vs Baylor 11/09/24
Ranked Opp:	39:01, Boogie Fland vs Baylor 11/09/24
Freshman:	39:01, Boogie Fland vs Baylor 11/09/24
Sophomore:	38:22, D.J. Wagner vs Little Rock 11/22/24
Junior:	37:41, Adou Thiero at Miami 12/03/24
Senior:	12:19, Jonas Aidoo at Miami 12/03/24
5th-Yr SR/Grad:	36:15, Johnell Davis vs Lipscomb 11/06/24

ARKANSAS TEAM HIGHS/LOWS • CAL ERA:**MOST POINTS:**

109	vs UMES 11/25/24	W, 109-35
91	vs Pacific 11/18/24	W, 91-72
79	vs Little Rock 11/22/24	W, 79-67
77	vs Illinois 11/28/24	L, 77-90

FEWEST POINTS:

65	vs Troy 11/13/24	W, 65-49
67	vs Baylor 11/09/24	L, 67-72

LARGEST MARGIN OF VICTORY:

74	vs UMES 11/25/24	W, 109-35
19	vs Pacific 11/18/24	W, 91-72
16	vs Lipscomb 11/06/24	W, 76-60

SEC - LARGEST MARGIN OF VICTORY:**LARGEST MARGIN OF VICTORY @ BWA:**

74	vs UMES 11/25/24	W, 109-35
19	vs Pacific 11/18/24	W, 91-72
16	vs Lipscomb 11/06/24	W, 76-60

SEC - LARGEST MARGIN OF VICTORY @ BWA:**LARGEST MARGIN IN ROAD VICTORY:**

3	at Miami 12/03/24	W, 76-73
---	-------------------	----------

SEC - LARGEST MARGIN IN ROAD VICTORY:**LARGEST MARGIN OF VICTORY SEC TOURNEY:****LARGEST MARGIN OF VICTORY NCAA TOURNEY:****LARGEST MARGIN OF DEFEAT:**

13	vs Illinois 11/28/24	L, 77-90
5	vs Baylor 11/09/24	L, 67-72

SEC - LARGEST MARGIN OF DEFEAT:**SEC - LARGEST MARGIN OF DEFEAT:****LARGEST MARGIN OF DEFEAT @ BWA:****SEC - LARGEST MARGIN OF DEFEAT @ BWA:****LARGEST MARGIN OF DEFEAT IN ROAD GAME:****SEC - LARGEST MARGIN OF DEFEAT IN ROAD GM:****LARGEST MARGIN OF DEFEAT SEC TOURNEY:****LARGEST MARGIN OF DEFEAT NCAA TOURNEY****MOST FIELD GOALS MADE:**

40	(40-72)	vs UMES 11/25/24
34	(34-63)	vs Lipscomb 11/06/24
31	(31-52)	vs Pacific 11/18/24

MOST FIELD GOALS ATTEMPTED:

72	(40-72)	vs UMES 11/25/24
63	(34-63)	vs Lipscomb 11/06/24

BEST FIELD GOAL PERCENTAGE:

30-49 FGA	--	
50-PLUS FGA	.596 (31-52)	vs Pacific 11/18/24
	.483 (28-58)	vs Illinois 11/28/24
60-PLUS FGA	.556 (40-72)	vs UMES 11/25/24
	.540 (34-63)	vs Lipscomb 11/06/24
	.484 (30-62)	at Miami 12/03/24

FEWEST FIELD GOALS MADE:

24	(24-56)	vs Troy 11/13/24
24	(24-58)	vs Baylor 11/09/24
25	(25-53)	vs Little Rock 11/22/24

FEWEST FIELD GOALS ATTEMPTED:

52	(31-52)	vs Pacific 11/18/24
53	(25-53)	vs Little Rock 11/22/24
56	(24-56)	vs Troy 11/13/24

WORST FIELD GOAL PERCENTAGE:

.414	(24-58)	vs Baylor 11/09/24
.429	(24-56)	vs Troy 11/13/24

MOST 3-POINTERS MADE:

14	(14-34)	vs UMES 11/25/24
11	(11-23)	at Miami 12/03/24
10	(10-23)	vs Troy 11/13/24

MOST 3-POINTERS ATTEMPTED:

34	(14-34)	vs UMES 11/25/24
24	(7-24)	vs Little Rock 11/22/24
23	(11-23)	at Miami 12/03/24
23	(10-23)	vs Troy 11/13/24

BEST 3-POINT PERCENTAGE:

10-19 3PTA	.429 (9-21)	vs Pacific 11/18/24
20-29 3PTA	.478 (11-23)	at Miami 12/03/24
	.435 (10-23)	vs Troy 11/13/24
30-PLUS 3PTA	.441 (15-34)	vs UMES 11/25/24

FEWEST 3-POINTERS MADE:

4	(4-19)	vs Lipscomb 11/06/24
5	(5-17)	vs Illinois 11/28/24
5	(5-20)	vs Baylor 11/09/24

FEWEST 3-POINTERS ATTEMPTED:

17	(5-17)	vs Illinois 11/28/24
19	(4-19)	vs Baylor 11/09/24

WORST 3-POINT PERCENTAGE:

.211	(4-19)	vs Lipscomb 11/06/24
.250	(5-20)	vs Baylor 11/09/24
.292	(7-24)	vs Little Rock 11/22/24
.294	(5-17)	vs Illinois 11/28/24

MOST FREE THROWS MADE:

22	(22-27)	vs Little Rock 11/22/24
20	(20-25)	vs Pacific 11/18/24

MOST FREE THROWS ATTEMPTED:

27	(16-27)	vs Illinois 11/28/24
27	(22-27)	vs Little Rock 11/22/24
25	(20-25)	vs Pacific 11/18/24

BEST FREE THROW PERCENTAGE:

MIN 10 FTA	.824 (14-17)	vs Baylor 11/09/24
20-29 FTA	.800 (20-25)	vs Pacific 11/18/24
30-PLUS FTA		

FEWEST FREE THROWS MADE:

4	(4-7)	vs Lipscomb 11/06/24
5	(5-9)	at Miami 12/03/24
7	(7-14)	vs Troy 11/13/24

FEWEST FREE THROWS ATTEMPTED:

7	(4-7)	vs Lipscomb 11/06/24
9	(5-9)	at Miami 12/03/24

WORST FREE THROW PERCENTAGE:

.500	(7-14)	vs Troy 11/13/24
.556	(5-9)	at Miami 12/03/24
.571	(4-7)	vs Lipscomb 11/06/24
.593	(16-27)	vs Illinois 11/28/24

MOST REBOUNDS:

49	vs UMES 11/25/24
38	vs Little Rock 11/22/24
37	vs Baylor 11/09/24
35	vs Lipscomb 11/06/24

MOST OFFENSIVE REBOUNDS:

12	vs Baylor 11/09/24
10	vs Illinois 11/28/24
9 (3x)	LAST at Miami 12/03/24

MOST DEFENSIVE REBOUNDS:

40	vs UMES 11/25/24
30	vs Little Rock 11/22/24
29	vs Lipscomb 11/06/24
27	vs Pacific 11/18/24

FEWEST REBOUNDS:

30	vs Pacific 11/18/24
30	vs Troy 11/13/24
31	vs Illinois 11/28/24

FEWEST OFFENSIVE REBOUNDS:

3	vs Pacific 11/18/24
6	vs Lipscomb 11/06/24

FEWEST DEFENSIVE REBOUNDS:

21	vs Illinois 11/28/24
21	vs Troy 11/13/24

MOST ASSISTS:

23	vs UMES 11/25/24
17	at Miami 12/03/24
17	vs Pacific 11/18/24

FEWEST ASSISTS:

10	vs Lipscomb 11/06/24
12	vs Illinois 11/28/24
12	vs Little Rock 11/22/24

MOST STEALS:

16	vs Troy 11/13/24
15	vs Little Rock 11/22/24
11	vs Lipscomb 11/06/24
10	vs Pacific 11/18/24

FEWEST STEALS:

5	vs Baylor 11/09/24
7	at Miami 12/03/24
7	vs Illinois 11/28/24
9	vs UMES 11/25/24

MOST BLOCKED SHOTS:

11	vs Troy 11/13/24
6	vs Baylor 11/09/24

FEWEST BLOCKED SHOTS:

2	at Miami 12/03/24
2	vs Illinois 11/28/24
3	vs Pacific 11/18/24
4	vs Little Rock 11/22/24
5	vs UMES 11/25/24

MOST TURNOVERS:	
19	vs Little Rock 11/22/24
15	vs Pacific 11/18/24

FEWEST TURNOVERS:	
4	vs UMES 11/25/24
11	vs Illinois 11/28/24
11	vs Baylor 11/09/24
12	vs Lipscomb 11/06/24

OPPONENT PLAYER GAME HIGHS • CAL ERA:

POINTS	23	Kasparas Jakucionis vs Illinois 11/28/24
	23	Elijah Fisher vs Pacific 11/18/24
	22	Nijel Pack at Miami 12/03/24
	21	Tomislav Ivicic vs Illinois 11/28/24
FIELD GOALS	9	Nijel Pack at Miami 12/03/24
	8	Elijah Fisher vs Pacific 11/18/24
	7	Kasparas Jakucionis vs Illinois 11/28/24
	7	Tomislav Ivicic vs Illinois 11/28/24
FG ATT	16	Nijel Pack at Miami 12/03/24
	16	Lamar Washington vs Pacific 11/18/24
	15	Myles Rigsby vs Troy 11/13/24
	3-POINTERS	6
4		Jalen Blackmon at Miami 12/03/24
4		Jefferson Koulibaly vs Pacific 11/18/24
4		Jayden Nunn vs Baylor 11/09/24
3PT ATT	9	Tomislav Ivicic vs Illinois 11/28/24
	9	Elias Ralph vs Pacific 11/18/24
	8	Mwani Wilkinson vs Little Rock 11/22/24
	8	Johnathan Lawson vs Little Rock 11/22/24
FREE THROWS	7	Kasparas Jakucionis vs Illinois 11/28/24
	6	Ante Beljan vs Little Rock 11/22/24
	6	Mwani Wilkinson vs Little Rock 11/22/24
	5	Elias Ralph vs Pacific 11/18/24
FT ATT	10	Ante Beljan vs Little Rock 11/22/24
	8	Kasparas Jakucionis vs Illinois 11/28/24
	6	Mwani Wilkinson vs Little Rock 11/22/24
	6	Elias Ralph vs Pacific 11/18/24
REBOUNDS	12	Johnathan Lawson vs Little Rock 11/22/24
	12	Norchad Omier vs Baylor 11/09/24
	10	Matthew Cleveland at Miami 12/03/24
	10	Tomislav Ivicic vs Illinois 11/28/24
OFF REB	4	Elias Ralph vs Pacific 11/18/24
	4	Jackson Fields vs Troy 11/13/24
	3	5x
	DEF REB	10
9		Johnathan Lawson vs Little Rock 11/22/24
9		Norchad Omier vs Baylor 11/09/24
8		Matthew Cleveland at Miami 12/03/24
ASSISTS	6	Nijel Pack at Miami 12/03/24
	6	Kylan Boswell vs Illinois 11/28/24
	6	Tayton Conerway vs Troy 11/13/24
	5	Johnathan Lawson vs Little Rock 11/22/24
TURNOVERS	7	Lamar Washington vs Pacific 11/18/24
	7	Marcus Rigsby Jr. vs Troy 11/13/24
	6	Isaiah Lewis vs Little Rock 11/22/24
	6	Victor Baldes vs Troy 11/13/24
BLK SHOTS	3	Tomislav Ivicic vs Illinois 11/28/24
	1	9x
STEALS	3	Tayton Conerway vs Troy 11/13/24
	3	Jayden Nunn vs Baylor 11/09/24
	3	Joe Anderson vs Lipscomb 11/06/24

OPPONENT TEAM HIGHS/LOWS • CAL ERA:

MOST POINTS:		
90	vs Illinois 11/28/24	L, 77-90
73	at Miami 12/03/24	W, 76-73
72	vs Pacific 11/18/24	W, 91-72
72	vs Baylor 11/09/24	L, 67-72

FEWEST POINTS:	
35	(109-35) vs UMES 11/25/24
49	(65-49) vs Troy 11/13/24

MOST FIELD GOALS MADE:	
30	(30-57) vs Illinois 11/28/24
29	(29-60) at Miami 12/03/24
27	(27-58) vs Baylor 11/09/24

MOST FIELD GOALS ATTEMPTED:	
61	(14-61) vs UMES 11/25/24
60	(29-60) at Miami 12/03/24
60	(24-60) vs Pacific 11/18/24

BEST FIELD GOAL PERCENTAGE:	
MIN 30 FGA	--
50-PLUS FGA	.520 (30-57) vs Illinois 11/28/24
	.466 (27-58) vs Baylor 11/09/24
60-PLUS FGA	.483 (29-60) at Miami 12/03/24
	.400 (24-60) vs Pacific 11/18/24

FEWEST FIELD GOALS MADE:	
14	(14-61) vs UMES 11/25/24
21	(21-55) vs Troy 11/13/24
22	(22-59) vs Little Rock 11/22/24
22	(22-58) vs Lipscomb 11/06/24

FEWEST FIELD GOALS ATTEMPTED:	
55	(21-55) vs Troy 11/13/24
58	(27-58) vs Baylor 11/09/24
58	(22-58) vs Lipscomb 11/06/24

WORST FIELD GOAL PERCENTAGE:	
.230	(14-61) vs UMES 11/25/24
.373	(22-59) vs Little Rock 11/22/24
.379	(22-58) vs Lipscomb 11/06/24

MOST 3-POINTERS MADE:	
15	(15-31) vs Illinois 11/28/24
12	(12-35) vs Pacific 11/18/24
9	(9-29) at Miami 12/03/24
9	(9-27) vs Lipscomb 11/06/24

MOST 3-POINTERS ATTEMPTED:	
35	(12-35) vs Pacific 11/18/24
31	(15-31) vs Illinois 11/28/24
29	(9-29) at Miami 12/03/24

BEST 3-POINT PERCENTAGE:	
10-19 3PTA	.333 (9-27) vs Lipscomb 11/06/24
20-29 3PTA	.310 (9-29) at Miami 12/03/24
30-PLUS 2PTA	.484 (15-31) vs Illinois 11/28/24
	.343 (12-35) vs Pacific 11/18/24

FEWEST 3-POINTERS MADE:	
4	(4-26) vs UMES 11/25/24
3	(3-19) vs Troy 11/13/24
6	(6-22) vs Little Rock 11/22/24
7	(7-24) vs Baylor 11/09/24

FEWEST 3-POINTERS ATTEMPTED:	
19	(3-19) vs Troy 11/13/24
24	(7-24) vs Baylor 11/09/24

WORST 3-POINT PERCENTAGE:	
.154	(4-26) vs UMES 11/25/24
.158	(3-19) vs Troy 11/13/24
.273	(6-22) vs Little Rock 11/22/24

MOST FREE THROWS MADE:	
17	(17-23) vs Little Rock 11/22/24
15	(15-22) vs Illinois 11/28/24
12	(12-13) vs Pacific 11/18/24

MOST FREE THROWS ATTEMPTED:	
23	(17-23) vs Little Rock 11/22/24
22	(15-22) vs Illinois 11/28/24
17	(11-17) vs Baylor 11/09/24

BEST FREE THROW PERCENTAGE:	
10-19 FTA	.923 (12-13) vs Pacific 11/18/24
20-29 FTA	.739 (17-23) vs Little Rock 11/22/24
30 PLUS FTA	--

FEWEST FREE THROWS MADE:	
3	(3-8) vs UMES 11/25/24
4	(4-7) vs Troy 11/13/24

6	(6-8) at Miami 12/03/24
7	(7-9) vs Lipscomb 11/06/24

FEWEST FREE THROWS ATTEMPTED:	
7	(4-7) vs Troy 11/13/24
8	(6-8) at Miami 12/03/24
8	(3-8) vs UMES 11/25/24
9	(7-9) vs Lipscomb 11/06/24

WORST FREE THROW PERCENTAGE:	
.375	(3-8) vs UMES 11/25/24
.571	(4-7) vs Troy 11/13/24
.647	(11-17) vs Baylor 11/09/24

MOST REBOUNDS:	
37	vs Troy 11/13/24
36	vs Little Rock 11/22/24
34	vs Illinois 11/28/24

MOST OFFENSIVE REBOUNDS:	
13	vs Little Rock 11/22/24
13	vs Troy 11/13/24

MOST DEFENSIVE REBOUNDS:	
28	vs Illinois 11/28/24
25	at Miami 12/03/24
24	vs Troy 11/13/24
24	vs Lipscomb 11/06/24

FEWEST REBOUNDS:	
28	vs Pacific 11/18/24
29	vs Lipscomb 11/06/24

FEWEST OFFENSIVE REBOUNDS:	
5	vs Lipscomb 11/06/24
6	vs Illinois 11/28/24
7	vs UMES 11/25/24

FEWEST DEFENSIVE REBOUNDS:	
20	vs Pacific 11/18/24
23	vs UMES 11/25/24
23	vs Baylor 11/09/24

MOST ASSISTS:	
16	vs Illinois 11/28/24
14	at Miami 12/03/24
14	vs Pacific 11/18/24

FEWEST ASSISTS:	
3	vs UMES 11/25/24
8	vs Lipscomb 11/06/24

MOST STEALS:	
10	vs Pacific 11/18/24
8	vs Troy 11/13/24
8	vs Lipscomb 11/06/24

FEWEST STEALS:	
3	at Miami 12/03/24
4	vs UMES 11/25/24
6	vs Baylor 11/09/24

MOST BLOCKED SHOTS:	
5	vs Troy 11/13/24
4	at Miami 12/03/24
4	vs Illinois 11/28/24

FEWEST BLOCKED SHOTS:	
0	vs Pacific 11/18/24
1	(4x) LAST vs UMES 11/25/24

MOST TURNOVERS:	
24	vs Troy 11/13/24
19	vs UMES 11/25/24
19	vs Little Rock 11/22/24
19	vs Lipscomb 11/06/24

FEWEST TURNOVERS:	
8	vs Baylor 11/09/24
11	at Miami 12/03/24
11	vs Illinois 11/28/24

1 JOHNNELL DAVIS

6-4, 205, G, Grad. Sr. || Gary, Ind. || 21st Century Charter HS || Florida Atlantic

@KOBnelly

@kobnelly

- First Name is Pronounced: john-ELL ... Known as "Nelly"
- Graduated from FAU in the summer of 2024 with a degree in Business ... Is pursuing a second undergraduate degree in Arts & Sciences at Arkansas
- Son of John and Lucrecia Davis ... Older siblings: Sister Jaunesia ... Brothers Jonathan and Jeffrey.

- 2024 NABC All-District 24 first team || • 2024 AAC co-Player of the Year || • 2024 All-AAC first team || • 2023 NABC All-District 17 first team || • 2023 Conference USA Sixth Player of the Year || • 2023 All-C-USA first team || • 2023 C-USA All-Tournament Team

2024-25 HIGHLIGHTS

- **LIPCOMB:** 2nd on the team with 15 points and 2nd in six rebounds
- **PACIFIC:** Tied for the team lead with six rebounds and made 2-of-3 from deep.
- **LITTLE ROCK:** Was a team-best +20 in his 31:21 played with two assists and two steals
- **UMES:** Got on track, hitting his first 3-point attempt and finishing 4-of-7 from deep for 16 points ... Added five rebounds, four assists and two steals.
- **vs ILLINOIS:** Dished out a season-high six assists (6 of the team's 12 for the game)
- **at MIAMI:** Tied for the team lead with five rebounds and two steals ... Sank 3-of-6 from deep and scored 11 of his 12 points in the second half in the come-from-behind win.

PRESEASON HONORS

- John R. Wooden Award Preseason Top 50 List
- 1 of 20 on NABC Division I Player of the Year List
- 1 of 50 on Naismith Trophy Player of the Year List
- 1 of 50 on Lute Olson Player of the Year Watch List
- 1 of 20 on Jerry West Shooting Guard of the Year List
- All-America (3rd Team) - CBS Sports
- All-America (3rd Team) - Sports Illustrated
- All-America (3rd Team) - Fox Sports
- All-America (HM) - AP
- All-American (votes) by The Athletic
- All-SEC (2nd Team) - SEC Media
- All-SEC (2nd Team) - SEC Coaches
- All-SEC (2nd Team) - USA TODAY Network
- #1 overall transfer - On3
- #1 "Impact Transfer" by Field of 68
- #2 overall transfer - NCAA.com
- #2 overall transfer - CBS Sports
- 1 of 30 "Impact Transfers" - College Hoops Today
- #22 on Top 100 Players for '24-25 - ESPN
- #49 on Top 100 Players for '24-25 - CBS Sports



DOUBLE-DOUBLES (6)

JUNIOR (at FAU)		(3)	
11/14/22	• at Florida	19 pts	10 reb
12/17/22	• FIU	13 pts	10 reb
03/19/23	• vs Fairleigh-Dickinson	29 pts	12 reb

SENIOR (at FAU)		(3)	
11/18/23	• BYRANT	17 pts	12 reb
12/02/23	• COLL OF CHARLESTON	24 pts	10 reb
02/08/24	• at UAB	17 pts	11 reb

DAVIS' PERSONAL BESTS

POINTS	
Season:	16 vs UMES (11/25/24)
Career:	35 vs Arizona (12/03/23)
SEC:	

FG MADE	
Season:	7 vs Lipscomb (11/06/24)
Career:	15 vs Arizona (12/03/23)
SEC:	

FG ATTEMPTED	
Season:	12 vs Lipscomb (11/06/24)
Career:	27 vs Arizona (12/03/23)
SEC:	

3-POINT FG MADE	
Season:	4 vs UMES (11/25/24)
Career:	6 (2x) LAST vs North Texas (01/28/24)
SEC:	

3-PT FG ATTEMPTS	
Season:	7 vs UMES (11/25/24)
Career:	9 (3x) LAST vs North Texas (01/28/24)
SEC:	

FT MADE	
Season:	4 vs Baylor (11/09/24)
Career:	10 vs UAB (01/05/23)
SEC:	

FT ATTEMPTED	
Season:	4 vs Baylor (11/09/24)
Career:	11 vs UAB (01/05/23)
SEC:	

REBOUNDS	
Season:	6 (2x) LAST vs Pacific (11/18/24)
Career:	12 (2x) LAST vs Bryant (11/19/23)
SEC:	

ASSISTS	
Season:	6 vs Illinois (11/28/24)
Career:	8 vs Tulane (01/11/24)
SEC:	

STEALS	
Season:	2 (3x) LAST at Miami (12/03/24)
Career:	5 vs Fairleigh Dickinson (03/19/23)
SEC:	

BLOCKED SHOTS	
Season:	1 vs Lipscomb (11/06/24)
Career:	2 (2x) LAST vs La. Tech (02/03/22)
SEC:	

MINUTES	
Season:	36:15 vs Lipscomb (11/06/24)
Career:	48:32 vs Arizona (12/23/23)
SEC:	



JOHNNELL DAVIS 2024-25 GAME STATS

Opponent	Date	GS	Min	FG	FGA	Pct	3FG	3A	Pct	FT	FTA	Pct	O	D	Tot	Avg	PF	FO	A	TO	Blk	Stl	Pts	Avg	
LIPSCOMB	11/06/24	*	36	7	12	.583	1	4	.250	0	0	.000	1	5	6	6.0	0	0	1	2	1	1	15	15.0	
vs Baylor	11/09/24	*	22	2	9	.222	0	5	.000	4	4	1.000	2	1	3	4.5	3	0	1	1	0	0	8	11.5	
TROY	11/13/24	*	32	3	9	.333	1	4	.250	0	0	.000	1	4	5	4.7	3	0	0	1	0	0	7	10.0	
PACIFIC	11/18/24	*	33	3	5	.600	2	3	.667	0	0	.000	0	6	6	5.0	3	0	1	3	0	0	8	9.5	
LITTLE ROCK	11/22/24	*	31	1	5	.200	0	3	.000	0	0	.000	1	2	3	4.6	2	0	2	2	0	2	2	8.0	
UMES	11/25/24	*	26	5	8	.625	4	7	.571	2	2	1.000	0	6	6	4.8	0	0	4	1	0	2	16	9.3	
vs Illinois	11/28/24	*	32	1	3	.333	1	2	.500	0	0	.000	1	1	2	4.4	2	0	6	1	0	2	3	8.4	
at Miami (FL)	12/03/24	*	27	4	7	.571	3	6	.500	1	2	.500	1	4	5	4.5	4	0	1	1	0	2	12	8.9	
Totals			8	239	26	58	.448	12	34	.353	7	8	.875	7	29	36	4.5	17	0	16	12	1	9	71	8.9

JOHNNELL DAVIS CAREER STATISTICS

Year	GP	GS	Min	Avg	FG	FGA	Pct	3FG	3FGA	Pct	FT	FTA	Pct	Off	Def	Tot	Avg	PF	FO	Ast	TO	Blk	Stl	Pts	Avg
2020-21 (FAU)	23	0	224	9.7	29	61	.475	6	26	.231	10	13	.769	25	39	64	2.8	27	0	24	17	4	13	74	3.2
2021-22 (FAU)	34	3	646	19.0	81	175	.463	23	69	.333	45	56	.804	37	106	143	4.2	70	0	34	44	7	37	230	6.8
2022-23 (FAU)	37	16	962	26.0	176	362	.486	45	126	.357	112	131	.855	43	158	201	5.4	66	1	61	68	5	56	509	13.8
2023-24 (FAU)	34	34	1098	32.3	214	443	.483	58	140	.414	132	154	.857	47	166	213	6.3	96	1	100	97	7	49	618	18.2
2024-25 (ARK)	8	8	239	29.9	26	58	.448	12	34	.353	7	8	.875	7	29	36	4.5	17	0	16	12	1	9	71	8.9
TOTAL	36	61	3169	23.3	526	1099	.479	144	395	.365	306	362	.845	159	498	657	4.8	276	2	235	238	24	164	1502	11.0

2 BOOGIE FLAND

6-2, 185, G, Fr. || Bronx, N.Y. | Archbishop Stepinac HS

@boogiefland

@boogieee

- First name is **Johnuel** (pronounced **JOHN-well**) but has been called "Boogie" since he was six as he was always dancing ... Major: Arts & Sciences
- Son of Johnuel Fland and Shakima Smith.
- Has three younger siblings, Brother, R.J Archer, and Sisters Aly Fland and Riley Archer.

- **HIGH SCHOOL:** 2024 McDonald's All-American || • 2024 Jordan Brand Classic || • 2024 USA Basketball Nike Hoop Summit selection || • Voted Mr. New York Basketball
- **TEAM USA:** 2024 USA Basketball Men's Junior National Select Team || **Played for 2022 USA Basketball U17 National Team and helped team to a gold medal at the 2022 FIBA U17 World Cup**

PRESEASON HONORS

- **1 of 20 on Jerry West Shooting Guard of the Year Watch List**
- #8 "Impact Freshman" by Field of 68

IN THE SEC:

- 2nd in assists (5.0) • 5th in minutes (32.65) • 6th in AST/TO (2.67) • 9th in FT% (.842) • 12th in scoring (16.13)

2024-25 HIGHLIGHTS

- **LIPSCOMB:** In his collegiate debut, led the Hogs in scoring with 17 while adding a team-best three assists.
- **vs BAYLOR:** Pumped in 17 points, making 3-of-5 from deep and 4-of-4 at the line) with a team-best seven assists ... His five rebounds were second best on the team ... Five of his assist and four of his rebounds were in the second half.
- **TROY:** Scored 12 points, going 2-of-3 from deep) with seven assists and three steals .. Had five second-half assists ... In a decisive 7-0 run, Fland had two assists, a steal and capped the run with a 3-pointer.
- **PACIFIC:** Scored a season-high 20-points, going 2-of-4 from deep and 6-of-6 at the line ... Added a season-high four steals.
- **LITTLE ROCK:** For the second game in a row, eclipsed 20 points with a season-high 21, scoring 13 in the first half (5-of-5 FG, 2-of-2 3PT) ... For the third time, dished out a season-high seven assists while adding three steals.
- **UMES:** Led the team with six assists and scored 16 points (second-best on the team) with five rebounds ... Was 5-of-7 from the field (2-od-2 from 3PT) and 4-of-4 at the line.
- **at MIAMI:** Led Arkansas with 18 points and six assists in the come-from behind win ... Had 10 points and four assists in the second half ... More specifically, he scored five points in a decisive 8-0 run at the end of the game **to help secure the win including two free throws with 2:25 left to tie the game at 71 and, after getting a key defensive rebound, sank a 3-pointer with 1:47 left to give the Hogs a lead it wouldn't surrender ... After Miami scored to get within one, Fland drilled a jumper off the left elbow to provide the 76-73 final score.**



BOOGIE FLAND 2024-25 GAME STATS																								
Opponent	Date	GS	Min	FG	FGA	Pct	3FG	3A	Pct	FT	FTA	Pct	O	D	Tot	Avg	PF	FO	A	TO	Blk	Stl	Pts	Avg
LIPSCOMB	11/06/24	*	36	7	18	.389	1	8	.125	2	2	1.000	0	3	3	3.0	0	0	3	1	0	1	17	17.0
vs Baylor	11/09/24	*	39	5	13	.385	3	5	.600	4	4	1.000	1	4	5	4.0	2	0	7	0	0	1	17	17.0
TROY	11/13/24	*	33	3	7	.429	2	3	.667	4	8	.500	0	0	0	2.7	0	0	7	4	0	3	12	15.3
PACIFIC	11/18/24	*	31	6	10	.600	2	4	.500	6	6	1.000	1	2	3	2.8	3	0	3	2	0	4	20	16.5
LITTLE ROCK	11/22/24	*	38	6	11	.545	3	5	.600	6	7	.857	1	3	4	3.0	3	0	7	4	0	3	21	17.4
UMES	11/25/24	*	27	5	7	.714	2	2	1.000	4	4	1.000	0	5	5	3.3	1	0	6	0	0	1	16	17.2
vs Illinois	11/28/24	*	25	2	12	.167	0	3	.000	4	5	.800	0	4	4	3.4	4	0	1	2	0	0	8	15.9
at Miami (FL)	12/03/24	*	33	6	13	.462	4	9	.444	2	2	1.000	0	4	4	3.5	3	0	6	2	0	0	18	16.1
Totals			8	262	40	.440	17	39	.436	32	38	.842	3	25	28	3.5	16	0	40	15	0	13	129	16.1

FLAND'S PERSONAL BESTS

POINTS	Career: 21	vs Little Rock (11/22/24)
SEC:		
FG MADE	Career: 7	vs Lipscomb (11/06/24)
SEC:		
FG ATTEMPTED	Career: 18	vs Lipscomb (11/06/24)
SEC:		
3-POINT FG MADE	Career: 3 (3x)	LAST at Miami (12/03/24)
SEC:		
3-PT FG ATTEMPTS	Career: 9	at Miami (12/03/24)
SEC:		
FT MADE	Career: 6 (2x)	LAST vs Little Rock (11/22/24)
SEC:		
FT ATTEMPTED	Career: 8	vs Troy (11/13/24)
SEC:		
REBOUNDS	Career: 5	vs Baylor (11/09/24)
SEC:		
ASSISTS	Career: 7 (3x)	LAST vs Little Rock (11/22/24)
SEC:		
STEALS	Career: 4	vs Pacific (11/18/24)
SEC:		
BLOCKED SHOTS	Career: --	
SEC:		
MINUTES	Career: 39:01	vs Baylor (11/09/24)
SEC:		

BOOGIE FLAND CAREER STATISTICS

Year	GP	GS	Min	Avg	FG	FGA	Pct	3FG	3FGA	Pct	FT	FTA	Pct	Off	Def	Tot	Avg	PF	FO	Ast	TO	Blk	Stl	Pts	Avg
2024-25	8	8	262	32.8	40	91	.440	17	39	.436	32	38	.842	3	25	28	3.5	16	0	40	15	0	13	129	16.1

3 ADOU THIERO

6-8, 220, F, Jr. // Pittsburgh, Pa. // Quaker Valley HS // Kentucky

@Adou_Thiero

@adou_thiero

• Name is Pronounced: uh-DEW thEErow (like Hero) ... Major: Communications ... Son of Almayi Thiero and Mariam Sy, both natives of Mali ... Has three sisters, Oumou, Yassa, Nudiya ... Chose No. 3 because it was the same number his father wore ... His father played for Coach Calipari at Memphis (2002-06) ... His mother was a star at NAIA Oklahoma City University before being drafted No. 33 overall in the 2006 WNBA Draft by the Washington Mystics.

• Has tied or set a career-bests in almost every stat in 7 of the 8 games this season

PRESEASON HONORS

• #70 player - CBS Sports transfer rankings

IN THE SEC:


2nd in FG% (.593)

3rd in Steals (2.50 avg) / 4th in total steals (20)

9th in scoring (17.6 avg)

2024-25 HIGHLIGHTS

- **LIPSCOMB:** Tied his then career high with three steals
- **vs BAYLOR:** Had a then career-high 24 points, making career-highs with 10 FG and 3 3PT ... Also led the team with six rebounds while adding two assists and two blocked shots ... Scored six of Arkansas' 11 points in an 11-2 run to start the second half to tie the game at 42.
- **TROY:** Tied for the team lead with 19 points and led the team with seven rebounds ... 12 of the points and six of the rebounds came in the second half ... During a decisive 7-0 run, Thiero had an alley-oop dunk, a fastbreak layup and assist on a Boogie Fland 3-pointer.
- **PACIFIC:** Led the team with 23 points and tied for the team lead with six rebounds and four steals ... The four steals were then a career high ... Was 8-of-10 from the field with six dunks and going 1-of-2 from 3-point range ... Was 6-of-7 from the line.
- **LITTLE ROCK:** Led the team with 23 points - thanks to career-highs in free throws made (9) and attempts (10) ... Also led the team with eight rebounds and a career-high six steals ... Was 7-of-9 from the field with four dunks ... Scored 16 of his points in the second half,
- **UMES:** Dished out a career-high five assists with four steals and 11 points ... Was a team-best +66 in 26:01 played.
- **vs ILLINOIS:** Scored a career-high 26 points, including 18 in the second half ... Also made a career-high 12 free throws while attempting a career-high 21 free throws ... Also tied for the team lead with six rebounds ... Played all 20 minutes of the second half.



DOUBLE-DOUBLES (1)

SOPHOMORE (at Kentucky)

11/14/23 • vs Kansas

(1)
16 pts 13 rebs

THIERO'S PERSONAL BESTS

POINTS

Season: 24 vs Baylor (11/09/24)

Career: 24 vs Baylor (11/09/24)

SEC: 14 at Auburn (02/17/24)

FG MADE

Season: 10 vs Baylor (11/09/24)

Career: 10 vs Baylor (11/09/24)

SEC: 5 (2x) LAST at Miss State (02/27/24)

FG ATTEMPTED

Season: 15 (2x) LAST vs Troy (11/13/24)

Career: 15 (2x) LAST vs Troy (11/13/24)

SEC: 9 (2x) LAST at Miss State (02/27/24)

3-POINT FG MADE

Season: 2 vs Baylor (11/09/24)

Career: 2 vs Baylor (11/09/24)

SEC: 1 (6x) LAST at Miss State (02/27/24)

3-PT FG ATTEMPTS

Season: 4 (2x) LAST vs Troy (11/13/24)

Career: 4 (2x) LAST at Troy (11/13/24)

SEC: 4 LAST at Miss State (02/27/24)

FT MADE

Season: 12 vs Illinois (11/28/24)

Career: 12 vs Illinois (11/28/24)

SEC: 7 vs Tennessee (02/03/24)

FT ATTEMPTED

Season: 21 vs Illinois (11/28/24)

Career: 21 vs Illinois (11/28/24)

SEC: 8 vs Tennessee (02/03/24)

REBOUNDS

Season: 8 vs Little Rock (11/22/24)

Career: 13 vs Kansas (11/14/23)

SEC: 9 at LSU (02/21/24)

ASSISTS

Season: 5 vs UMES (11/25/24)

Career: 5 vs UMES (11/25/24)

SEC: 3 (3x) LAST vs Arkansas (03/02/24)

STEALS

Season: 4 vs Pacific (11/18/24)

Career: 4 vs Pacific (11/18/24)

SEC: 2 (3x) LAST at Miss State (02/27/24)

BLOCKED SHOTS

Season: 2 (2x) LAST vs Little Rock (11/22/24)

Career: 4 (2x) LAST at LSU (02/21/24)

SEC: 4 (2x) at LSU (02/21/24)

MINUTES

Season: 37:41 at Miami (12/03/24)

Career: 37:41 at Miami (12/03/24)

SEC: 32:36 at Auburn (02/17/24)

ADOU THIERO 2024-25 GAME STATS

Opponent	Date	GS	Min	FG	FGA	Pct	3FG	3A	Pct	FT	FTA	Pct	O	D	Tot	Avg	PF	FO	A	TO	Blk	Stl	Pts	Avg	
LIPSCOMB	11/06/24	*	19	4	6	.667	0	1	.000	0	2	.000	1	3	4	4.0	3	0	1	0	0	3	8	8.0	
vs Baylor	11/09/24	*	31	10	15	.667	2	4	.500	2	4	.500	2	4	6	5.0	4	0	2	2	2	1	24	16.0	
TROY	11/13/24	*	33	8	15	.533	1	4	.250	2	4	.500	2	5	7	5.7	2	0	1	3	1	1	19	17.0	
PACIFIC	11/18/24	*	29	8	10	.800	1	2	.500	6	7	.857	1	5	6	5.8	3	0	2	1	0	4	23	18.5	
LITTLE ROCK	11/22/24	*	29	7	9	.778	0	1	.000	9	10	.900	2	6	8	6.2	4	0	0	5	2	6	23	19.4	
UMES	11/25/24	*	26	4	8	.500	0	2	.000	3	3	1.000	1	3	4	5.8	1	0	5	1	0	4	11	18.0	
vs Illinois	11/28/24	*	35	7	13	.538	0	2	.000	12	21	.571	1	5	6	5.9	3	0	1	2	0	1	26	19.1	
at Miami (FL)	12/03/24	*	37	3	10	.300	0	2	.000	1	3	.333	1	3	4	5.6	0	0	4	1	0	0	7	17.6	
Totals			8	239	51	.86	.593	4	18	.222	35	54	.648	11	34	45	5.6	20	0	16	15	5	20	141	17.6

ADOU THIERO CAREER STATISTICS

Year	GP	GS	Min	Avg	FG	FGA	Pct	3FG	3FGA	Pct	FT	FTA	Pct	Off	Def	Tot	Avg	PF	FO	Ast	TO	Blk	Stl	Pts	Avg
2022-23 (UK)	20	0	190	9.5	10	29	.345	3	9	.333	23	33	.697	16	21	37	1.9	26	0	8	13	6	9	46	2.3
2023-24 (UK)	25	19	536	21.4	65	132	.492	7	22	.318	44	55	.800	38	86	124	5.0	52	0	28	17	27	17	181	7.2
2024-25 (ARK)	8	8	239	29.9	51	86	.593	4	18	.222	35	54	.648	11	34	45	5.6	20	0	16	15	5	20	141	17.6
TOTAL	53	27	965	18.2	126	247	.510	14	49	.286	102	142	.718	65	141	206	3.9	98	0	52	45	38	46	368	6.9

4 TREVON BRAZILE

6-10, 230, F, Jr. || Springfield, Mo. || Kickapoo HS || Missouri

@trevonbrazile2

@thetrevonbrazile

- Name is Pronounced: Trev-In "Brazil" ... Major: Communications
- The son of Phillip Brazile and Melissa Baldwin
- Siblings: Phillip Brazile II, Brittany Brazile, Reece Winn, Tamia Brazile, Mariah Fuller, Prince Fuller.

- Only played nine games in 2022-23 before suffering a season-ending knee injury to redshirt
- PARTICIPATED IN THE 2024 NBA DRAFT COMBINE

- Missed two-plus games after rolling his ankle early in the Troy win ... Returned vs UMES.
- Team is 2-0 in his two starts (Troy and Miami)

2024-25 HIGHLIGHTS

- **LIPSCOMB:** Led the team with eight rebounds ... Added two steals
- **vs BAYLOR:** Only Razorback with a positive plus/minus at 1 in 21:46 played.
- **vs TROY:** Got his first start of the season but **only played 9:25 before exiting with an ankle injury in the first half .. Still managed to grab five rebounds, get two steals and block two shots.**
- **at MIAMI:** In his second start of the season, tied for the team with five rebounds, adding six points (3-of-4 shooting) and a steal.

CAREER DOUBLE-DOUBLES (6)

SOPHOMORE (at ARK) (2)

11/07/22 • NORTH DAKOTA STATE	21 pts	12 reb
11/16/22 • SOUTH DAKOTA STATE	13 pts	10 reb

R-SOPHOMORE (at ARK) (4)

11/22/23 • vs Stanford	# 14 pts	17 reb
11/23/23 • vs Memphis	# 13 pts	10 reb
11/29/23 • DUKE	19 pts	11 reb
03/13/24 • vs Vanderbilt (SEC)	13 pts	12 reb

- back-to-back games



BRAZILE'S PERSONAL BESTS

POINTS

Season: 6	vs Lipscomb (11/06/24)
Career: 23	vs San Jose State (12/03/22)
SEC: 11 (2x)	LAST vs Auburn (01/06/24)

FG MADE

Season: 3	vs Lipscomb (11/06/24)
Career: 8	vs San Jose State (12/03/22)
SEC: 6	at Alabama (01/09/24)

FG ATTEMPTED

Season: 5	vs Lipscomb (11/06/24)
Career: 14 (2x)	LAST vs San Diego St (11/23/22)
SEC: 12	at Alabama (01/09/24)

3-POINT FG MADE

Season: 1	vs Illinois (11/28/24)
Career: 4	vs Duke (11/29/23)
SEC: 1 (9x)	LAST vs Vanderbilt (02/27/24)

3-PT FG ATTEMPTS

Season: 1 (2x)	LAST vs Illinois (11/28/24)
Career: 8	vs San Diego State (11/23/22)
SEC: 5	vs Auburn (01/06/24)

FT MADE

Season: --	
Career: 6 (3x)	LAST vs Texas A&M (01/16/24)
SEC: 6	vs Texas A&M (01/16/24)

FT ATTEMPTED

Season: 1	vs Baylor (11/09/24)
Career: 8 (2x)	LAST vs Texas A&M (01/16/24)
SEC: 8	vs Texas A&M (01/16/24)

REBOUNDS

Season: 8	vs Lipscomb (11/06/24)
Career: 17	vs Stanford (11/22/23)
SEC: 10	vs Georgia (03/05/22)

ASSISTS

Season: 1 (4x)	LAST vs Illinois (11/28/24)
Career: 3	vs Alabama (01/08/22)
SEC: 3	vs Alabama (01/08/22)

STEALS

Season: 2 (2x)	LAST vs Troy (11/13/24)
Career: 2 (9x)	LAST vs Troy (11/13/24)
SEC: 2	vs Texas A&M (01/15/22)

BLOCKED SHOTS

Season: 2	vs Troy (11/13/24)
Career: 6	vs Illinois (12/22/21)
SEC: 4 (2x)	LAST vs Georgia (03/05/22)

MINUTES

Season: 22:23	vs Lipscomb (11/06/24)
Career: 45:52	vs Stanford (11/22/23)
SEC: 34:20	vs Texas A&M (01/16/24)

TREVON BRAZILE 2024-25 GAME STATS

Opponent	Date	GS	Min	FG	FGA	Pct	3FG	3A	Pct	FT	FTA	Pct	O	D	Tot	Avg	PF	FO	A	TO	Blk	Stl	Pts	Avg
LIPSCOMB	11/06/24	23	3	5	.600	0	0	.000	0	0	.000	1	7	8	8.0	2	0	1	1	0	2	6	6.0	
vs Baylor	11/09/24	22	2	3	.667	0	1	.000	0	1	.000	1	2	3	5.5	3	0	1	1	1	1	4	5.0	
TROY	11/13/24	*	9	2	4	.500	0	1	.000	0	0	.000	2	3	5	5.3	0	0	0	0	2	2	4	4.7
PACIFIC	11/18/24	DNP-Inj																						
LITTLE ROCK	11/22/24	DNP-Inj																						
UMES	11/25/24	12	1	2	.500	0	0	.000	0	0	.000	0	1	1	4.3	2	0	1	0	1	0	2	4.0	
vs Illinois	11/28/24	6	2	2	1.000	1	1	1.000	0	0	.000	1	1	2	3.8	2	0	1	0	0	0	5	4.2	
at Miami (FL)	12/03/24	*	19	3	4	.750	0	0	.000	0	0	.000	1	4	5	4.0	2	0	0	1	0	1	6	4.5
Totals		2	91	13	20	.650	1	3	.333	0	1	.000	6	18	24	4.0	11	0	4	3	4	6	27	4.5

TREVON BRAZILE CAREER STATISTICS

Year	GP	GS	Min	Avg	FG	FGA	Pct	3FG	3FGA	Pct	FT	FTA	Pct	Off	Def	Tot	Avg	PF	FO	Ast	TO	Blk	Stl	Pts	Avg
2021-22 (MIZZOU)	24	22	507	21.1	57	105	.543	10	31	.323	27	46	.587	28	92	120	5.0	30	0	18	27	46	10	151	6.3
2022-23 (ARK) *	9	0	243	27.0	37	77	.481	11	29	.379	21	31	.677	9	45	54	6.0	23	1	9	20	11	9	106	11.8
2023-24 (ARK)	26	23	665	25.6	79	162	.488	24	68	.353	41	59	.695	44	109	153	5.9	61	3	12	39	32	17	223	8.6
2024-25 (ARK)	6	2	91	15.2	13	20	.650	1	3	.333	0	1	.000	6	18	24	4.0	11	0	4	3	4	6	27	4.5
TOTAL	65	47	1506	23.2	186	364	.511	46	131	.351	89	137	.650	87	264	351	5.4	125	4	43	89	93	33	507	7.8

* - Received a medical redshirt

5 CASMIR CHAVIS

6-0, 185, G, Fr. || Minneapolis, Minn. || Park Center Senior HS

 @casmirchavis11

 @jiggy.cash11

- Name is pronounced CASH-mere CHAY-vis ... Likes to be called "Cash" ... Originally signed with Washington (Fall 2023) but was released from his NLI.
- Major: Recreation and Sport Management
- Son of Tiarra Chavis • Siblings, Chrissette Chambers and Chaing Ring

2024-25 HIGHLIGHTS

- **UMES:** Saw his first game action and scored two points with a rebound in 5:44 played.



CASMIR CHAVIS 2024-25 GAME STATS

Opponent	Date	GS	Min	FG	FGA	Pct	3FG	3A	Pct	FT	FTA	Pct	O	D	Tot	Avg	PF	FO	A	TO	Blk	Stl	Pts	Avg
LIPSCOMB	11/06/24	DNP																						
vs Baylor	11/09/24	DNP																						
TROY	11/13/24	DNP																						
PACIFIC	11/18/24	DNP																						
LITTLE ROCK	11/22/24	DNP																						
UMES	11/25/24	6	1	3	.333	0	0	.000	0	0	.000	0	1	1	1.0	0	0	0	1	0	0	2	2.0	
vs Illinois	11/28/24	DNP																						
at Miami (FL)	12/03/24	DNP																						
Totals		0	6	1	3	.333	0	0	.000	0	0	.000	0	1	1	1.0	0	0	0	1	0	0	2	2.0

CHAVIS' PERSONAL BESTS

POINTS	Career: 2	vs UMES (11/25/24)
SEC:		
FG MADE	Career: 1	vs UMES (11/25/24)
SEC:		
FG ATTEMPTED	Career: 3	vs UMES (11/25/24)
SEC:		
3-POINT FG MADE	Career: --	
SEC:		
3-PT FG ATTEMPTS	Career: --	
SEC:		
FT MADE	Career: --	
SEC:		
FT ATTEMPTED	Career: --	
SEC:		
REBOUNDS	Career: 1	vs UMES (11/25/24)
SEC:		
ASSISTS	Career: --	
SEC:		
STEALS	Career: --	
SEC:		
BLOCKED SHOTS	Career: --	
SEC:		
MINUTES	Career: 5:44	vs UMES (11/25/24)
SEC:		

CASMIR CHAVIS CAREER STATISTICS

Year	GP	GS	Min	Avg	FG	FGA	Pct	3FG	3FGA	Pct	FT	FTA	Pct	Off	Def	Tot	Avg	PF	FO	Ast	TO	Blk	Stl	Pts	Avg
2024-25	1	0	6	6.0	1	3	.333	0	0	.000	0	0	.000	0	1	1	1.0	0	0	0	1	0	0	2	2.0

9 JONAS AIDOO

6-11, 240, F, Grad Sr. || Durham, N.C. || Liberty Heights Athletic Institute || Tennessee

@Jonasaidoo
@jonasaidoo

- Last is pronounced AY-doo
- Graduated from Tennessee in August 2024 (B.S. in Journalism & Electronic Media) ... Is pursuing a second undergraduate degree in Arts & Sciences from Arkansas.
- The son of Regina Parker-Aidoo and Tony Aidoo ... Brother: Billy

- 2024 NABC 2nd Team All-District || • 2024 1st Team All-SEC (AP) || • 2024 2nd Team All-SEC (Coaches) || • 2024 SEC All-Defensive Team
- 2022-23 Winter SEC Academic Honor Roll || • 2021-22 First-Year SEC Academic Honor Roll

• Missed most the summer and preseason with a right foot injury.

2024-25 HIGHLIGHTS

- **vs ILLINOIS:** Played his first extended minutes of the season, playing 10:54 ... Scored two points off an offensive rebound ... Finished with three rebounds.
- **at MIAMI:** Extended those minutes to 12:19 and was the first sub off the bench ... Scored four points, both dunks.

PRESEASON HONORS

- 1 of 20 on Kareem Abdul-Jabbar Center of the Year List
- All-SEC (2nd Team) - SEC Media
- All-SEC (2nd Team) - SEC Coaches
- All-SEC (2nd Team) - USATODAY Sports Net
- #10 overall transfer - On3
- #11 player - CBS Sports transfer rankings
- #23 "Impact Transfer" - Field of 68
- 1 of 30 "Impact Transfers" - College Hoops Today
- #59 - CBS Sports Top 100 Players for '24-25
- #64 - ESPN Top 100 Players for '24-25



DOUBLE-DOUBLES (9)

SOPHOMORE (at Tennessee)		(1)
02/15/23 • at Alabama	12 pts	11 reb
JUNIOR (at Tennessee)		(8)
11/20/23 • vs Syracuse	14 pts	11 reb
12/12/23 • GA SOUTHERN	29 pts	11 reb
01/06/24 • OLE MISS	24 pts	10 reb
01/13/24 • at Georgia	# 10 pts	15 reb
01/16/24 • FLORIDA	# 19 pts	10 reb
02/03/24 • at Kentucky	11 pts	11 reb
02/11/24 • at Arkansas	23 pts	12 reb
02/24/24 • TEXAS A&M	18 pts	14 reb
# - back-to-back games		

AIDOO'S PERSONAL BESTS

POINTS	
Season: 4	at Miami (12/03/24)
Career: 29	vs Georgia Southern (12/12/23)
SEC: 24	vs Ole Miss (01/06/24)
FG MADE	
Season: 2	at Miami (12/03/24)
Career: 11	at Arkansas (02/15/24)
SEC: 11	at Arkansas (02/15/24)
FG ATTEMPTED	
Season: 5	at Miami (12/03/24)
Career: 19	vs Ole Miss (01/06/24)
SEC: 19	vs Ole Miss (01/06/24)
3-POINT FG MADE	
Season: --	
Career: 2 (2x)	LAST vs George Mason (12/05/23)
SEC: 2	at South Carolina (01/07/23)
3-PT FG ATTEMPTS	
Season: --	
Career: 3 (2x)	LAST vs Ga Southern (12/12/23)
SEC: 2	at South Carolina (01/07/23)
FT MADE	
Season: --	
Career: 8	vs Georgia Southern (12/12/23)
SEC: 6	at Alabama (03/02/24)
FT ATTEMPTED	
Season: --	
Career: 11	vs Georgia Southern (12/12/23)
SEC: 9	at Alabama (03/02/24)
REBOUNDS	
Season: 3 (2x)	LAST vs Illinois (11/28/24)
Career: 15	at Georgia (01/13/24)
SEC: 15	at Georgia (01/13/24)
ASSISTS	
Season: --	
Career: 4 (4x)	LAST vs Georgia Mason (12/05/23)
SEC: 4	vs Mississippi State (01/02/23)
STEALS	
Season: 1	at Miami (12/03/24)
Career: 3 (2x)	LAST vs Kansas (11/22/23)
SEC: 2 (2x)	LAST at South Carolina (03/06/24)
BLOCKED SHOTS	
Season: --	
Career: 5 (3x)	LAST vs Kentucky (03/09/24)
SEC: 5 (2x)	LAST vs Kentucky (03/09/24)
MINUTES	
Season: 12:19	at Miami (12/03/24)
Career: 34:04	at Georgia (01/13/24)
SEC: 34:04	at Georgia (01/13/24)

JONAS AIDOO 2024-25 GAME STATS

Opponent	Date	GS	Min	FG	FGA	Pct	3FG	3A	Pct	FT	FTA	Pct	O	D	Tot	Avg	PF	FO	A	TO	Blk	Stl	Pts	Avg	
LIPSCOMB	11/06/24	7	1	2	.500	0	0	.000	0	0	.000	1	2	3	3.0	0	0	0	2	0	0	0	2	2.0	
vs Baylor	11/09/24	9	0	1	.000	0	0	.000	0	0	.000	0	1	1	2.0	0	0	0	1	0	0	0	1.0		
TROY	11/13/24	4	0	0	.000	0	0	.000	0	0	.000	0	0	0	1.3	0	0	0	0	0	0	0	0	0.7	
PACIFIC	11/18/24	DNP-Inj																							
LITTLE ROCK	11/22/24	DNP-Inj																							
UMES	11/25/24	DNP-Inj																							
vs Illinois	11/28/24	11	1	1	1.000	0	0	.000	0	0	.000	1	2	3	1.8	0	0	0	0	0	0	0	2	1.0	
at Miami (FL)	12/03/24	12	2	5	.400	0	0	.000	0	0	.000	0	2	2	1.8	0	0	0	0	0	1	4	1.6		
Totals		0	43	4	9	.444	0	0	.000	0	0	.000	2	7	9	1.8	0	0	0	0	3	0	1	8	1.6

JONAS AIDOO CAREER STATISTICS

Year	GP	GS	Min	Avg	FG	FGA	Pct	3FG	3FGA	Pct	FT	FTA	Pct	Off	Def	Tot	Avg	PF	FO	Ast	TO	Blk	Stl	Pts	Avg
2021-22 (TENN)	19	0	148	7.8	13	40	.325	0	0	.000	14	17	.824	19	23	42	2.2	19	0	3	5	10	4	40	2.1
2022-23 (TENN)	25	9	637	18.2	76	150	.507	5	18	.278	21	28	.750	63	108	171	4.9	69	1	33	28	44	17	178	5.1
2023-24 (TENN)	36	36	895	24.9	173	336	.515	3	15	.20	62	99	.626	100	163	263	7.3	78	4	35	36	66	26	411	11.4
2024-25 (ARK)	5	0	43	8.6	4	9	.444	0	0	.000	0	0	.000	2	7	9	1.8	0	0	0	3	0	1	8	1.6
TOTAL	85	45	1723	20.3	266	535	.497	8	33	.242	97	144	.674	184	301	485	5.7	166	5	71	72	120	48	637	7.5

11 KARTER KNOX

6-6, 220, F, Fr. || Tampa, Fla. || Overtime Elite - RWE

[@thekarterknkox](#)

[@karterknkox](#)

• Major: Communications ... Son of Kevin and Michell Knox ... Siblings are Kevin and Kobe ... His father, Kevin Sr., played wide receiver at Florida State and later with the Arizona Cardinals ... His older brother, Kevin II, was the ninth pick of the 2018 draft and played for Calipari at Kentucky where he was the 2018 SEC Freshman of the Year ... His older brother, Kobe, plays basketball at South Florida.

- **HIGH SCHOOL:** 2024 McDonald's All-American
 ^ 5 Star by 247 Composite (#22 national)
 ^ Consensus top 30 player in the 2024 recruiting class.

PRESEASON HONORS

- #9 "Impact Freshman" by Field of 68

- **TEAM USA:** Played for 2022 USA Basketball U17 National Team and helped team to a gold medal at the 2022 FIBA U17 World Cup .

2024-25 HIGHLIGHTS

- **LIPSCOMB:** Only scored five points, but it came in the final 1:08 of the first half with a 3-pointer and a dunk to turn a six-point lead into an 11-point lead at the break.
- **vs BAYLOR:** Grabbed four boards.
- **LITTLE ROCK:** Tied a season-high four rebounds.
- **UMES:** Had a breakout game, leading the team in scoring with a **career-best 21 points** ... Was 8-of014 from the field including 3-of-8 from 3-point ... Added a **career-best six rebounds** ... Also got his first career blocked shot ... Was +44 in 24:10 played.



KARTER KNOX 2024-25 GAME STATS

Opponent	Date	GS	Min	FG	FGA	Pct	3FG	3A	Pct	FT	FTA	Pct	O	D	Tot	Avg	PF	FO	A	TO	Blk	Stl	Pts	Avg
LIPSCOMB	11/06/24	11	2	4	.500	1	3	.333	0	0	.000	1	1	2	2.0	1	0	0	0	0	0	1	5	5.0
vs Baylor	11/09/24	10	0	3	.000	0	2	.000	0	0	.000	1	3	4	3.0	2	0	1	1	0	0	0	0	2.5
TROY	11/13/24	15	0	5	.000	0	2	.000	0	0	.000	2	0	2	2.7	2	0	0	1	0	1	0	1	1.7
PACIFIC	11/18/24	22	0	2	.000	0	2	.000	2	2	1.000	0	3	3	2.8	3	0	2	0	0	0	0	2	1.8
LITTLE ROCK	11/22/24	18	2	11	.182	0	6	.000	2	4	.500	0	4	4	3.0	2	0	1	2	0	0	0	6	2.6
UMES	11/25/24	24	8	14	.571	3	8	.375	2	2	1.000	1	5	6	3.5	2	0	1	0	1	0	0	21	5.7
vs Illinois	11/28/24	7	0	0	.000	0	0	.000	0	0	.000	0	1	1	3.1	1	0	0	1	0	0	0	0	4.9
at Miami (FL)	12/03/24	8	1	3	.333	0	0	.000	0	0	.000	1	0	1	2.9	1	0	0	1	0	0	2	4.5	
Totals		0	115	13	42	.310	4	23	.174	6	8	.750	6	17	23	2.9	14	0	5	6	1	2	36	4.5

KNOX'S PERSONAL BESTS

POINTS	Career: 21 vs UMES (11/25/24)
SEC:	
FG MADE	Career: 9 vs UMES (11/25/24)
SEC:	
FG ATTEMPTED	Career: 14 vs UMES (11/25/24)
SEC:	
3-POINT FG MADE	Career: 3 vs UMES (11/25/24)
SEC:	
3-PT FG ATTEMPTS	Career: 8 vs UMES (11/25/24)
SEC:	
FT MADE	Career: 2 (3x) LAST vs UMES (11/25/24)
SEC:	
FT ATTEMPTED	Career: 4 vs Little Rock (11/22/24)
SEC:	
REBOUNDS	Career: 6 vs UMES (11/25/24)
SEC:	
ASSISTS	Career: 2 vs Pacific (11/18/24)
SEC:	
STEALS	Career: 1 (3x) LAST vs Troy (11/13/24)
SEC:	
BLOCKED SHOTS	Career: 1 vs UMES (11/25/24)
SEC:	
MINUTES	Career: 24:10 vs UMES (11/25/24)
SEC:	

KARTER KNOX CAREER STATISTICS

Year	GP	GS	Min	Avg	FG	FGA	Pct	3FG	3FGA	Pct	FT	FTA	Pct	Off	Def	Tot	Avg	PF	FO	Ast	TO	Blk	Stl	Pts	Avg
2024-25	8	0	115	14.4	13	42	.310	4	23	.174	6	8	.750	6	17	23	2.9	14	0	5	6	1	2	36	4.5

21 D.J. WAGNER

6-4, 195, G, So. || Camden, N.J. || Camden HS || Kentucky

@dq_wag21

• Major: Communications ... Son of Syreeta Brittingham and Dajuan Wagner ... His father played college basketball at Memphis for John Calipari and was drafted sixth overall by the Cleveland Cavaliers in 2002 ... Grandfather is Milt Wagner who won a national championship at Louisville in 1986 (with Kenny Payne) and was a second round pick by the Dallas Mavericks in 1986 ... Siblings are Dayonni Wagner and current Razorback Kareem Watkins.

- **TEAM USA:** Played for 2022 USA Basketball U17 National Team and helped team to a gold medal at the 2022 FIBA U17 World Cup .
- 2024 SEC All-Freshman Team || • Three-Time SEC Freshman of the Week in 2023-24

PRESEASON HONORS

- 1 of 30 "Impact Transfers" - College Hoops Today
- #38 player - CBS Sports transfer rankings
- #92 - ESPN Top 100 Players for 2024-25

- **2nd in the SEC in minutes (33.47)**

2024-25 HIGHLIGHTS

- **vs BAYLOR:** Played a **career-high 37:50** vs Baylor and grabbed four rebounds.
- **TROY:** Had a **career-high four steals** while adding five assists and a blocked shot.
- **PACIFIC:** Posted a season-high in points (14) while tying season-highs in rebounds (4) and assists (5).
- **LITTLE ROCK:** Had season high in 3-pointers made (3) and rebounds (5) ... Made two 3's inside the final seven minutes to put the Hogs up 13 and later 17.
- **UMES:** Had 13 points, making a **season-best 5-of-11 from the field** and **season-best 3-of-7 from 3-point** ... Had a **career-high six rebounds** ... Added two steals.
- **at MIAMI:** **Tied his season high with 14 points** while making and attempting season highs in field goals (6) and attempts (12) ... Scored nine of his 14 points in the second half, including a 3-pointer to start the frame, in the come-from-behind win ... Finished with five assists and two steals with four assists and both steals coming in the second half.



DOUBLE-DOUBLES (1)

FRESHMAN (at Kentucky) (1)
01/20/24 • vs GEORGIA 18 pts 10 asts

WAGNER'S PERSONAL BESTS

POINTS

Season: 14 (2x) LAST at Miami (12/03/24)
Career: **28** vs Marshall (11/24/23)
SEC: 19 vs Arkansas (03/02/24)

FG MADE

Season: 6 at Miami (12/03/24)
Career: **10** vs Marshall (11/24/23)
SEC: 8 vs Georgia (01/20/24)

FG ATTEMPTED

Season: 12 at Miami (12/03/24)
Career: **15** at Texas A&M (01/13/24)
SEC: 15 at Texas A&M (01/13/24)

3-POINT FG MADE

Season: 3 vs UMES (11/25/24)
Career: **4** vs Arkansas (03/02/24)
SEC: 4 vs Arkansas (03/02/24)

3-PT FG ATTEMPTS

Season: 7 vs UMES (11/25/24)
Career: **8** vs Stonehill (11/17/23)
SEC: 5 (3x) LAST vs Vanderbilt (03/06/24)

FT MADE

Season: 2 vs Pacific (11/18/24)
Career: **7** vs St. Joseph's (11/20/23)
SEC: 6 at Auburn (02/17/24)

FT ATTEMPTED

Season: 3 vs Pacific (11/18/24)
Career: **8** vs St. Joseph's (11/20/23)
SEC: 7 vs Missouri (01/09/24)

REBOUNDS

Season: 6 vs UMES (11/25/24)
Career: **6 (2x)** LAST vs UMES (11/25/24)
SEC: 4 (2x) LAST vs Texas A&M (03/15/24)

ASSISTS

Season: 5 (2x) LAST vs Pacific (11/18/24)
Career: **10** vs Georgia (01/20/24)
SEC: 10 vs Georgia (01/20/24)

STEALS

Season: 4 vs Troy (11/13/24)
Career: **4** vs Troy (11/13/24)
SEC: 3 at South Carolina (01/23/24)

BLOCKED SHOTS

Season: 1 (2x) vs Troy (11/13/24)
Career: **2** vs Stonehill (11/17/23)
SEC: -

MINUTES

Season: 37:50 vs Baylor (11/09/24)
Career: **37:50** vs Baylor (11/09/24)
SEC: 36:02 at Florida (01/06/24)

D.J. WAGNER 2024-25 GAME STATS

Opponent	Date	GS	Min	FG	FGA	Pct	3FG	3A	Pct	FT	FTA	Pct	O	D	Tot	Avg	PF	FO	A	TO	Blk	Stl	Pts	Avg	
IPSCOMB	11/06/24	*	32	3	7	.429	0	1	.000	1	1	1.000	0	2	2	2.0	2	0	2	3	0	1	7	7.0	
vs BAYLOR	11/09/24	*	38	4	10	.400	0	3	.000	0	0	.000	0	4	4	3.0	3	0	1	3	1	1	8	7.5	
TROY	11/13/24	*	37	0	4	.000	0	2	.000	0	0	.000	0	2	2	2.7	0	0	5	1	1	4	0	5.0	
PACIFIC	11/18/24	*	35	5	9	.556	2	4	.500	2	3	.667	1	3	4	3.0	0	0	5	1	0	2	14	7.3	
LITTLE ROCK	11/22/24	*	39	4	10	.400	3	6	.500	0	0	.000	0	5	5	3.4	1	0	1	3	0	3	11	8.0	
UMES	11/25/24	*	25	5	11	.455	3	7	.429	0	0	.000	1	5	6	3.8	0	0	3	0	0	2	13	8.8	
vs Illinois	11/28/24	*	30	4	9	.444	0	1	.000	0	0	.000	0	0	0	3.3	2	0	3	2	0	0	8	8.7	
at Miami (FL)	12/03/24	*	36	6	12	.500	1	2	.500	1	2	.500	0	2	2	3.1	0	0	5	1	0	2	14	9.4	
Totals			8	272	31	.72	.431	9	26	.346	4	6	.667	2	23	25	3.1	8	0	25	14	2	15	75	9.4

D.J. WAGNER CAREER STATISTICS

Year	GP	GS	Min	Avg	FG	FGA	Pct	3FG	3FGA	Pct	FT	FTA	Pct	Off	Def	Tot	Avg	PF	FO	Ast	TO	Blk	Stl	Pts	Avg
2023-24 (UK)	29	28	748	25.8	105	259	.405	28	96	.292	49	64	.766	5	49	54	1.7	45	1	96	43	5	24	287	9.9
2024-25 (ARK)	8	8	272	34.0	31	72	.431	9	26	.346	4	6	.667	2	23	25	3.1	8	0	25	14	2	15	75	9.4
TOTAL	37	36	1020	27.6	136	331	.411	37	95	.389	53	70	.757	7	72	79	2.1	53	1	121	57	7	39	362	9.8

24 BILLY RICHMOND III

6-5, 205, F, Fr. || Memphis, Tenn. || Camden (N.J.) HS

[@BillyRichmondI](#)

[@billyyyz](#)

- Major: Communications ... • Son of Billy Richmond Jr. and Kimberly Thomas ... Siblings: Brother, Trevor Richmond ... Sisters: Kristian Richmond and McKenzie Thomas
- His father, Billy Jr., began his career at Vanderbilt before transferring to Memphis and playing for John Calipari with the Tigers (2002-04).

- **HIGH SCHOOL:** 2024 Jordan Brand Classic National Team || 2024 Iverson Classic
- ^ 5 Star by 247 Composite (#25 national)
- ^ Consensus top 40 player in the 2024 recruiting class.

• Stat sheet doesn't show his impact through his high energy

2024-25 HIGHLIGHTS

- **TROY:** Had three rebounds, two steals, two blocked shots and an assist in 14:47 played.
- **PACIFIC:** Had a breakout game with 9 points, including an alley-oop dunk.
- **LITTLE ROCK:** Was 2-of-2 from the field and 2-of-2 at the line ... Grabbed a season-high six rebounds.
- **UMES:** Led the team with a **career-high nine rebounds** (had three of the team's nine offensive boards) ... Also scored in double figures for the first time with 14 points (6-of-8 FG and 2-of-4 FT).
- **vs ILLINOIS:** For the second straight game, scored double figures with 12 on 6-of-9 shooting ... Added four rebounds.



BILLY RICHMOND III 2024-25 GAME STATS

Opponent	Date	GS	Min	FG	FGA	Pct	3FG	3A	Pct	FT	FTA	Pct	O	D	Tot	Avg	PF	FO	A	TO	Blk	Stl	Pts	Avg
LIPSCOMB	11/06/24	15	2	3	.667	0	0	.000	0	0	.000	0	2	2	2.0	1	0	2	1	1	1	4	4.0	
vs Baylor	11/09/24	12	1	1	1.000	0	0	.000	2	2	1.000	0	2	2	2.0	2	0	0	1	1	0	4	4.0	
TROY	11/13/24	15	2	4	.500	0	0	.000	0	0	.000	1	2	3	2.3	0	0	1	1	2	2	4	4.0	
PACIFIC	11/18/24	23	4	7	.571	0	1	.000	1	3	.333	0	3	3	2.5	0	0	1	1	0	0	9	5.3	
LITTLE ROCK	11/22/24	20	2	2	1.000	0	0	.000	2	2	1.000	1	5	6	3.2	4	0	1	0	0	0	6	5.4	
UMES	11/25/24	21	6	8	.750	0	0	.000	2	4	.500	3	6	9	4.2	2	0	1	1	0	0	14	6.8	
vs Illinois	11/28/24	32	6	9	.667	0	2	.000	0	1	.000	2	2	4	4.1	3	0	0	1	0	2	12	7.6	
at Miami (FL)	12/03/24	14	1	3	.333	0	0	.000	0	0	.000	1	1	2	3.9	2	0	0	1	0	1	2	6.9	
Totals		0	152	24	37	.649	0	3	.000	7	12	.583	8	23	31	3.9	14	0	6	7	4	6	55	6.9

RICHMOND'S PERSONAL BESTS

POINTS	Career: 14	vs UMES (11/25/24)
SEC:		
FG MADE	Career: 6 (2x)	LAST vs Illinois (11/28/24)
SEC:		
FG ATTEMPTED	Career: 9	vs Illinois (11/28/24)
SEC:		
3-POINT FG MADE	Career: --	
SEC:		
3-PT FG ATTEMPTS	Career: 2	vs Illinois (11/28/24)
SEC:		
FT MADE	Career: 2 (3x)	LAST vs UMES (11/25/24)
SEC:		
FT ATTEMPTED	Career: 4	vs UMES (11/25/24)
SEC:		
REBOUNDS	Career: 9	vs UMES (11/25/24)
SEC:		
ASSISTS	Career: 2	vs Lipscomb (11/06/24)
SEC:		
STEALS	Career: 2 (2x)	LAST vs Illinois (11/28/24)
SEC:		
BLOCKED SHOTS	Career: 2	vs Troy (11/13/24)
SEC:		
MINUTES	Career: 25:44	vs Illinois (11/28/24)
SEC:		

BILLY RICHMOND III CAREER STATISTICS

Year	GP	GS	Min	Avg	FG	FGA	Pct	3FG	3FGA	Pct	FT	FTA	Pct	Off	Def	Tot	Avg	PF	FO	Ast	TO	Blk	Stl	Pts	Avg
2024-25	8	0	152	19.0	24	37	.649	0	3	.000	7	12	.583	8	23	31	3.9	14	0	6	7	4	6	55	6.9

44 ZVONIMIR IVIŠIĆ

7-2, 235, F, So. // Vodice, Croatia // Kentucky

@zvonimir_ivisic

@zvonimir_ivisic

- Name is pronounced ZVON-uh-meer EE-Vee-sitch ... Major: Communications ... Son of Mladenko and Marina Ivisic
- Has three siblings, Nikola, Jelena and Tomislav ... His twin (younger by four minutes) brother, Tomislav, plays at Illinois and is his life's greatest influence.

• **THE FIRST PLAYER** (on record) **IN NCAA HISTORY** to make six 3-pointers, have five blocked shots and have three steals in a single game (vs Troy) - according to Jonathan Wesserman (@NBADraftWass)

• Has at least one blocked shot in all eight games and scored double-figures (with at least one 3-pointer) in 7 of 8 games.
 ^ His **2.63 blocks per game** ranks **11th** in the NCAA / **2nd** in the SEC

2024-25 HIGHLIGHTS

- LIPCOMB:** Scored 12 points, including a personal 8-0 run that helped turn a four-point lead to an 11-0 point cushion late in the game ... Specifically, hit a 3-pointer and later converted an old-fashioned 3-point play to start the run.
- TROY:** Tied for the team lead with a **career-high 19 points** (going a **career-high 6-of-7 from 3-point range**) while adding **career highs in both blocked shots (5) and steals (3)** ... Played a key role in the Hogs second half dominance, out-scoring Troy 39-22 to erase a one-point halftime deficit) ... Scored 16 of his 19 points in the second half, going 5-of-6 from the field - all 3-pointers ... Also, four of his blocked shots and two of his steals came in the second half.
- PACIFIC:** Dished out a **career-high three assists** ... Had 15 points and three blocked shots ... 10 points (2 3-pointers) came in the first half to keep the Hogs close at the break.
- UMES:** Had 14 points, making 3-of-6 from deep, with a **season-high six rebounds**, three blocked shots and two assists.
- vs ILLINOIS:** Facing his twin brother Tomislav, played a strong game with 13 points, making 3-of-6 from 3-point, with two blocked shots (both against Tomislav) and two steals ... Also tied for the team lead with six rebounds.
- at MIAMI:** Scored 11 points off the bench and was 3-of-3 from the field (2-of-2 3PT in the second half ... Made a key 3-pointer with 3:59 left to start an 8-0 run that gave Arkansas its first lead and a lead it would not relinquish.



IVISIC'S PERSONAL BESTS

POINTS

Season: 19 vs Troy (11/13/24)
Career: 19 vs Troy (11/13/24)
 SEC: 18 vs Alabama (02/24/24)

FG MADE

Season: 6 vs Troy (11/13/24)
Career: 7 vs Alabama (02/24/24)
 SEC: 7 vs Alabama (02/24/24)

FG ATTEMPTED

Season: 8 vs Troy (11/13/24)
Career: 11 vs Alabama (02/24/24)
 SEC: 11 vs Alabama (02/24/24)

3-POINT FG MADE

Season: 6 vs Troy (11/13/24)
Career: 6 vs Troy (11/13/24)
 SEC: 3 vs Georgia (01/20/24)

3-PT FG ATTEMPTS

Season: 7 vs Troy (11/13/24)
Career: 7 vs Troy (11/13/24)
 SEC: 4 vs Georgia (01/20/24)

FT MADE

Season: 2 vs Baylor (11/09/24)
Career: 6 vs Arkansas (03/02/24)
 SEC: 6 vs Arkansas (03/02/24)

FT ATTEMPTED

Season: 2 (3x) LAST vs Troy (11/13/24)
Career: 7 vs Arkansas (03/02/24)
 SEC: 7 vs Arkansas (03/02/24)

REBOUNDS

Season: 6 vs UMES (11/25/24)
Career: 9 vs Arkansas (03/02/24)
 SEC: 9 vs Arkansas (03/02/24)

ASSISTS

Season: 3 vs Pacific (11/18/24)
Career: 3 vs Pacific (11/18/24)
 SEC: 2 (2x) LAST at Vanderbilt (01/06/24)

STEALS

Season: 3 vs Troy (11/13/24)
Career: 3 vs Troy (11/13/24)
 SEC: 2 vs Georgia (01/20/24)

BLOCKED SHOTS

Season: 5 vs Troy (11/13/24)
Career: 5 vs Troy (11/13/24)
 SEC: 4 vs Alabama (02/24/24)

MINUTES

Season: 27:19 vs Pacific (11/18/24)
Career: 27:19 vs Pacific (11/18/24)
 SEC: 21:25 at Mississippi State (02/27/24)

ZVONIMIR IVISIC 2024-25 GAME STATS

Opponent	Date	GS	Min	FG	FGA	Pct	3FG	3A	Pct	FT	FTA	Pct	O	D	Tot	Avg	PF	FO	A	TO	Blk	Stl	Pts	Avg	
LIPSCOMB	11/06/24	*	21	5	6	.833	1	2	.500	1	2	.500	1	2	3	3.0	2	0	0	2	3	1	12	12.0	
vs Baylor	11/09/24	*	17	0	3	.000	0	0	.000	2	2	1.000	3	2	5	4.0	0	0	0	1	1	1	2	7.0	
TROY	11/13/24	*	22	6	8	.750	6	7	.857	1	2	.500	0	2	2	3.3	4	0	0	3	5	3	19	11.0	
PACIFIC	11/18/24	*	27	5	9	.556	2	5	.400	3	4	.750	0	5	5	3.8	2	0	0	3	7	3	0	15	12.0
LITTLE ROCK	11/22/24	*	25	3	5	.600	1	3	.333	3	4	.750	0	3	3	3.6	4	0	0	3	2	1	10	11.6	
UMES	11/25/24	*	27	5	8	.625	3	6	.500	1	2	.500	1	5	6	4.0	2	0	2	0	3	0	14	12.0	
vs Illinois	11/28/24	*	22	5	9	.556	3	6	.500	0	0	.000	2	4	6	4.3	3	0	0	2	2	2	13	12.1	
at Miami (FL)	12/03/24	*	14	4	5	.800	3	4	.750	0	0	.000	1	1	2	4.0	2	0	1	2	2	0	11	12.0	
Totals			6	175	33	53	.623	19	33	.576	11	16	.688	8	24	32	4.0	19	0	6	20	21	8	96	12.0

ZVONIMIR IVISIC CAREER STATISTICS

Year	GP	GS	Min	Avg	FG	FGA	Pct	3FG	3FGA	Pct	FT	FTA	Pct	Off	Def	Tot	Avg	PF	FO	Ast	TO	Blk	Stl	Pts	Avg
2023-24 (UK)	15	0	1476	11.7	30	52	.577	6	16	.375	17	22	.723	16	33	49	3.3	23	1	9	15	20	5	83	5.5
2024-25 (ARK)	8	6	175	21.9	33	53	.623	19	33	.576	11	16	.688	8	24	32	4.0	19	0	6	20	21	8	96	12.0
TOTAL	23	6	351	15.3	63	105	.600	25	49	.510	28	38	.737	24	57	81	3.5	42	1	15	35	41	13	179	7.8

0 JADEN KARULETWA

6-5, 185, G, Fr. || Sun Valley, Calif. || Village Christian HS

- First Name is Pronounced: Car-RUE-leh-Twah
- Son of Arthur and Amy Karuletwa ... His dad played basketball at Master's University in Ventura, Calif. ... Has a younger sister, Zuri

JADEN KARULETWA 2024-25 GAME STATS

Opponent	Date	GS	Min	FG	FGA	Pct	3FG	3A	Pct	FT	FTA	Pct	O	D	Tot	Avg	PF	FO	A	TO	Blk	Stl	Pts	Avg
LIPSCOMB	11/06/24	DNP	Inj																					
vs Baylor	11/09/24	DNP	Inj																					
TROY	11/13/24	DNP	Inj																					
PACIFIC	11/18/24	DNP	Inj																					
LITTLE ROCK	11/22/24	DNP	Inj																					
UMES	11/25/24	DNP	Inj																					
vs Illinois	11/28/24	DNP	Inj																					
at Miami (FL)	12/03/24	DNP	Inj																					
Totals																								

KARULETWA'S PERSONAL BESTS

POINTS	Career:	
	SEC:	
FG MADE	Career:	
	SEC:	
FG ATTEMPTED	Career:	
	SEC:	
3-POINT FG MADE	Career:	
	SEC:	
3-PT FG ATTEMPTS	Career:	
	SEC:	
FT MADE	Career:	
	SEC:	
FT ATTEMPTED	Career:	
	SEC:	
REBOUNDS	Career:	
	SEC:	
ASSISTS	Career:	
	SEC:	
STEALS	Career:	
	SEC:	
BLOCKED SHOTS	Career:	
	SEC:	
MINUTES	Career:	
	SEC:	

JADEN KARULETWA CAREER STATISTICS

Year	GP	GS	Min	Avg	FG	FGA	Pct	3FG	3FGA	Pct	FT	FTA	Pct	Off	Def	Tot	Avg	PF	FO	Ast	TO	Blk	Stl	Pts	Avg
2024-25 (ARK)																									

8 MELO SANCHEZ

6-4, 185, G, Jr. || San Diego, Calif. || Veritas Academy || Hawai'i Pacific

 @MeloSanchez23
 @melo...

- First Name is Emilio ... Major: Communications ... • Selected for the Mexican National Team for 2024-25 FIBA competition
- Son of Javier and Marisol Sanchez ... Siblings: Brothers: J.J. and Alek and Sister: Datalia

MELO SANCHEZ 2024-25 GAME STATS

Opponent	Date	GS	Min	FG	FGA	Pct	3FG	3A	Pct	FT	FTA	Pct	O	D	Tot	Avg	PF	FO	A	TO	Blk	Stl	Pts	Avg
LIPSCOMB	11/06/24	DNP																						
vs Baylor	11/09/24	DNP																						
TROY	11/13/24	DNP																						
PACIFIC	11/18/24	DNP																						
LITTLE ROCK	11/22/24	DNP																						
UMES	11/25/24	2	0	1	.000	0	1	.000	0	0	.000	0	0	0	0.0	0	0	0	0	0	0	0	0	0.0
vs Illinois	11/28/24	DNP																						
at Miami (FL)	12/03/24	DNP																						
Totals		0	2	0	1	.000	0	1	.000	0	0	.000	0	0	0	0.0	0	0	0	0	0	0	0	0.0

DOUBLE-DOUBLES (2)

FRESHMAN (at Mawai'i Pacific) (1)	
07/03/23 • CONCORDIA-IRVINE	16 pts 12 rebs
SOPHOMORE (at Mawai'i Pacific) (1)	
02/08/24 • CONCORDIA-IRVINE	16 pts 10 rebs

SANCHEZ'S PERSONAL BESTS

POINTS	Career:	32	vs Slippery Rock (11/26/23)
FG MADE	Career:	11	at Holy Names (01/26/23)
FG ATTEMPTED	Career:	18 (2x)	LAST vs Point Loma (01/25/24)
3-POINT FG MADE	Career:	6 (3x)	LAST vs Slippery Rock (11/26/23)
3-PT FG ATTEMPTS	Career:	11 (3x)	LAST vs Acad of Art (01/11/24)
FT MADE	Career:	10 (3x)	LAST vs CSUSB (12/17/23)
FT ATTEMPTED	Career:	11 (2x)	LAST vs CSUSB (12/17/23)
REBOUNDS	Career:	12	vs Concordia-Irvine (01/03/23)
ASSISTS	Career:	5	vs Azusa Pacific (01/23/24)
STEALS	Career:	4 (2x)	LAST vs CSUSB (12/17/23)
BLOCKED SHOTS	Career:	2 (4x)	at Academy of Art (01/24/23)
MINUTES	Career:	41:37	vs Lincoln (CA) (12/18/23)

MELO SANCHEZ CAREER STATISTICS

Year	GP	GS	Min	Avg	FG	FGA	Pct	3FG	3FGA	Pct	FT	FTA	Pct	Off	Def	Tot	Avg	PF	FO	Ast	TO	Blk	Stl	Pts	Avg
2022-23 (HPU)	28	28	1964	34.4	144	293	.491	74	158	.468	42	55	.764	21	90	111	4.0	60	0	40	49	17	29	404	14.4
2023-24 (HPU)	29	29	996	34.3	130	361	.360	73	211	.346	91	114	.798	14	126	140	4.8	60	0	49	46	9	26	424	14.6
2024-25 (ARK)	1	0	2	2.0	0	1	.000	0	1	.000	0	0	.000	0	0	0	0.0	0	0	0	0	0	0	0	0.0
Total	58	57	1962	34.3	274	655	.417	147	370	.396	133	169	.787	35	216	251	4.4	120	0	89	95	26	55	828	14.3

14 AYDEN KELLEY

5-10, 170, G, Fr. || Memphis, Tenn. || Northpoint (Miss.) Christian HS

@AydenKelley18

• Major: Business ... Son of Antonio Burks and Ayena Harris ... Siblings, Adrielle Harris, Antonio Harris, Breanna Burks ... His father, Antonio, played three seasons at Memphis under John Calipari at Memphis from 2001-04 ... Stepfather Tony Harris, a former Tennessee Volunteers star point guard from 1997-01.

AYDEN KELLEY 2024-25 GAME STATS

Opponent	Date	GS	Min	FG	FGA	Pct	3FG	3A	Pct	FT	FTA	Pct	O	D	Tot	Avg	PF	FO	A	TO	Blk	Stl	Pts	Avg
LIPSCOMB	11/06/24	DNP																						
vs Baylor	11/09/24	DNP																						
TROY	11/13/24	DNP																						
PACIFIC	11/18/24	DNP																						
LITTLE ROCK	11/22/24	DNP																						
UMES	11/25/24	2	0	2	.000	0	1	.000	0	0	.000	1	0	1	1.0	0	0	0	0	0	0	0	0	0.0
vs Illinois	11/28/24	DNP																						
at Miami (FL)	12/03/24	DNP																						
Totals		0	2	0	2	.000	0	1	.000	0	0	.000	1	0	1	1.0	0	0	0	0	0	0	0	0.0

KELLEY'S PERSONAL BESTS

POINTS	Career: --
SEC: --	
FG MADE	Career: --
SEC: --	
FG ATTEMPTED	Career: 2 vs UMES (11/25/24)
SEC: --	
3-POINT FG MADE	Career: --
SEC: --	
3-PT FG ATTEMPTS	Career: 1 vs UMES (11/25/24)
SEC: --	
FT MADE	Career: --
SEC: --	
FT ATTEMPTED	Career: --
SEC: --	
REBOUNDS	Career: 1 vs UMES (11/25/24)
SEC: --	
ASSISTS	Career: --
SEC: --	
STEALS	Career: --
SEC: --	
BLOCKED SHOTS	Career: --
SEC: --	
MINUTES	Career: 2 vs UMES (11/25/24)
SEC: --	

AYDEN KELLEY CAREER STATISTICS

Year	GP	GS	Min	Avg	FG	FGA	Pct	3FG	3FGA	Pct	FT	FTA	Pct	Off	Def	Tot	Avg	PF	FO	Ast	TO	Blk	Stl	Pts	Avg
2024-25	1	0	2	2.0	0	2	.000	0	1	.000	0	0	.000	1	0	1	1.0	0	0	0	0	0	0	0	0.0

25 KAREEM WATKINS

5-8, 175, G, Grd. Sr.. || Camden, N.J. || Kingsway Regional HS || Kentucky

@reemwat

• Mother is Syreeta Brittingham and his stepfather is Dajuan Wagner, who played at Memphis for John Calipari and was drafted sixth overall by the Cleveland Cavaliers in 2002 ... Siblings are Dayonni Wagner and current Razorback Dajuan (D.J.) Wagner Jr.

KAREEM WATKINS 2024-25 GAME STATS

Opponent	Date	GS	Min	FG	FGA	Pct	3FG	3A	Pct	FT	FTA	Pct	O	D	Tot	Avg	PF	FO	A	TO	Blk	Stl	Pts	Avg	
LIPSCOMB	11/06/24	DNP																							
vs Baylor	11/09/24	DNP																							
TROY	11/13/24	DNP																							
PACIFIC	11/18/24	DNP																							
LITTLE ROCK	11/22/24	DNP																							
UMES	11/25/24	2	0	0	.000	0	0	.000	0	0	.000	0	1	1	1.0	0	0	0	0	0	0	0	0	0.0	
vs Illinois	11/28/24	DNP																							
at Miami (FL)	12/03/24	DNP																							
Totals		0	2	0	0	.000	0	0	.000	0	0	.000	0	1	1	1.0	0	0	0	0	0	0	0	0.0	

WATKINS' PERSONAL BESTS

POINTS	Career: --
SEC: --	
FG MADE	Career: --
SEC: --	
FG ATTEMPTED	Career: 1 (4x) Last at Vanderbilt (02/06/24)
SEC: 1 (2x) Last at Vanderbilt (02/06/24)	
3-POINT FG MADE	Career: --
SEC: --	
3-PT FG ATTEMPTS	Career: 1 (3x) Last at Vanderbilt (02/06/24)
SEC: 1 (2x) Last at Vanderbilt (02/06/24)	
FT MADE	Career: --
SEC: --	
FT ATTEMPTED	Career: --
SEC: --	
REBOUNDS	Career: 1 (4x) LAST vs Vanderbilt (03/06/24)
SEC: 1 vs Vanderbilt (03/06/24)	
ASSISTS	Career: 1 (4x) Last vs Marshall (11/24/23)
SEC: --	
STEALS	Career: 1 (2x) Last vs High Point (12/31/21)
SEC: --	
BLOCKED SHOTS	Career: --
SEC: --	
MINUTES	Career: 2:14 vs North Florida (11/23/22)
SEC: 2:02 vs Auburn (01/25/23)	

KAREEM WATKINS CAREER STATISTICS

Year	GP	GS	Min	Avg	FG	FGA	Pct	3FG	3FGA	Pct	FT	FTA	Pct	Off	Def	Tot	Avg	PF	FO	Ast	TO	Blk	Stl	Pts	Avg
2020-21 (UK)	1	0	2	2.0	0	0	.000	0	0	.000	0	0	.000	0	0	0	0.0	0	0	0	0	0	0	0	0.0
2021-22 (UK)	9	0	13	1.4	0	1	.000	0	0	.000	0	0	.000	1	2	3	0.3	2	0	2	3	0	2	0	0.0
2022-23 (UK)	4	0	8	2.0	0	1	.000	0	1	.000	0	0	.000	0	0	0	0.0	0	0	1	1	0	0	0	0.0
2023-24 (UK)	5	1	5	0.8	0	2	.000	0	2	.000	0	0	.000	0	1	1	0.0	0	0	1	0	0	0	0	0.0
2024-25 (ARK)	1	0	2	2.0	0	0	.000	0	0	.000	0	0	.000	0	1	1	1.0	0	0	0	0	0	0	0	0.0
TOTAL	20	1	30	1.5	0	4	.000	0	3	.000	0	0	.000	1	4	5	0.3	2	0	4	4	0	2	0	0.0

ARKANSAS RAZORBACKS

2024-25 SEASON RESULTS & LEADERS

RECORD:	OVERALL	HOME	AWAY	NEUTRAL
ALL GAMES	6-2	5-0	1-0	0-2
CONFERENCE	0-0	0-0	0-0	0-0
NON-CONFERENCE	6-2	5-0	1-0	0-2

DATE	TIME (CT)	RANK	OPPONENT	TV	RESULT	ATTEND	RECORD (SEC)	HIGH POINTS	HIGH REBOUNDS
11/06/24	7:00 pm	16/16	-/- LIPSCOMB	SEC Network Plus	W 76-60	19200	1-0 --	(17)Boogie Fland	(8)Trevon Brazile
11/09/24	6:30 pm	16/16	8/8 vs Baylor	ESPNU	67-72 L	10207	1-1 --	(24)Adou Thiero	(6)Adou Thiero
11/13/24	7:00 pm	18/21	-/- TROY	SEC Network Plus	W 65-49	19200	2-1 --	(19)Adou Thiero (19)Zvonimir Ivisic	(7)Adou Thiero
11/18/24	7:00 pm	20/24	-/- PACIFIC	SEC Network Plus	W 91-72	19200	3-1 --	(23)Adou Thiero	(6)Adou Thiero (6)Johnell Davis
11/22/24	8:00 pm	20/24	-/- LITTLE ROCK	SEC Network	W 79-67	19200	4-1 --	(23)Adou Thiero	(8)Adou Thiero
11/25/24	7:00 pm	19/21	-/- MD-EASTERN SHORE	SEC Network Plus	W 109-35	19200	5-1 --	(21)Karter Knox	(9)Billy Richmond III
11/28/24	3:00 pm	@ 19/21	RV/RV vs Illinois	CBS	77-90 L	5707	5-2 --	(26)Adou Thiero	(6)Adou Thiero (6)Zvonimir Ivisic
12/03/24	6:00 pm	% RV/RV	-/- at Miami (Fla.)	ESPN2	W 76-73	6389	6-2 --	(18)Boogie Fland	(5)Johnell Davis (5)Trevon Brazile
12/07/24	1:00 pm	RV/RV	-/- UTSA	SEC Network Plus					
12/10/24	8:00 pm	!	vs Michigan	ESPN					
12/14/24	3:00 pm	&	vs Central Arkansas	SEC Network Plus					
12/21/24	1:30 pm		NORTH CAROLINA A&T	SEC Network					
12/30/24	7:00 pm		OAKLAND	ESPNU					
01/04/25	Noon	*	at Tennessee	ESPN					
01/08/25	6:00 pm	*	OLE MISS	ESPN2/U					
01/11/25	3:00 pm	*	FLORIDA	ESPN/2					
01/14/25	8:00 pm	*	at LSU	SEC Network					
01/18/25	5:00 pm	*	at Missouri	SEC Network					
01/22/25	8:00 pm	*	GEORGIA	SEC Network					
01/25/25	7:30 pm	*	OKLAHOMA	ESPN/2/U					
02/01/25	8:30 pm	*	at Kentucky	ESPN					
02/05/25	8:00 pm	*	at Texas	ESPN2					
02/08/25	7:00 pm	*	ALABAMA	ESPN					
02/12/25	8:00 pm	*	LSU	ESPN2/U					
02/15/25	11:00 am	*	at Texas A&M	ESPN/2					
02/19/25	8:00 pm	*	at Auburn	ESPN/2					
02/22/25	7:00 pm	*	MISSOURI	ESPN/2					
02/26/25	8:00 pm	*	TEXAS	ESPN2/U					
03/01/25	Noon	*	at South Carolina	SEC Network					
03/04/25	9:00 pm	*	at Vanderbilt	SEC Network					
03/08/25	11:00 am	*	MISSISSIPPI STATE	ESPN/SEC					
03/12-16/25		^	SEC Tournament						

Home Games in CAPS | * - Southeastern Conference game | ^ played in Dallas (American Airlines Center) | @ - played in Kansas City (T-Mobile Center) | % - SEC/ACC Challenge | ! - Jimmy V Classic (New York - Madison Square Gardner) | & - played in North Little Rock (Simmons Bank Arena) | ^ - SEC Tournament (Nashville, Tenn. - Bridgestone Arena) |

ATTENDANCE SUMMARY	GAMES	TOTALS	AVG/GAME
HOME	5	96000	19200
AWAY	1	6389	6389
NEUTRAL	2	15914	7957
TOTAL	8	118303	14788

ARKANSAS RAZORBACKS

2024-25 COMBINED REPORT

RECORD:	OVERALL	HOME	AWAY	NEUTRAL
ALL GAMES	6-2	5-0	1-0	0-2
CONFERENCE	0-0	0-0	0-0	0-0
NON-CONFERENCE	6-2	5-0	1-0	0-2

#	Player	G	P	GS	Min	Avg	• TOTAL •			• 3-PTS •			• REBOUNDS •				PFFO	A	TO	Blk	Stl	Pts	Avg			
							FG	FGA	Pct	3FG	FGA	Pct	FT	FTA	Pct	Off								Def	Tot	Avg
3	Adou Thiero	8	8	239	29.9	51	86	.593	4	18	.222	35	54	.648	11	34	45	5.6	20	0	16	15	5	20	141	17.6
2	Boogie Fland	8	8	262	32.8	40	91	.440	17	39	.436	32	38	.842	3	25	28	3.5	16	0	40	15	0	13	129	16.1
44	Zvonimir Ivisic	8	6	175	21.9	33	53	.623	19	33	.576	11	16	.688	8	24	32	4.0	19	0	6	20	21	8	96	12.0
21	D.J. Wagner	8	8	272	34.0	31	72	.431	9	26	.346	4	6	.667	2	23	25	3.1	8	0	25	14	2	15	75	9.4
1	Johnell Davis	8	8	239	29.9	26	58	.448	12	34	.353	7	8	.875	7	29	36	4.5	17	0	16	12	1	9	71	8.9
24	Billy Richmond III	8	0	152	19.0	24	37	.649	0	3	.000	7	12	.583	8	23	31	3.9	14	0	6	7	4	6	55	6.9
4	Trevon Brazile	6	2	91	15.2	13	20	.650	1	3	.333	0	1	.000	6	18	24	4.0	11	0	4	3	4	6	27	4.5
11	Karter Knox	8	0	115	14.4	13	42	.310	4	23	.174	6	8	.750	6	17	23	2.9	14	0	5	6	1	2	36	4.5
5	Casmir Chavis	1	0	6	6.0	1	3	.333	0	0	.000	0	0	.000	0	1	1	1.0	0	0	0	1	0	0	2	2.0
9	Jonas Aidoo	5	0	43	8.6	4	9	.444	0	0	.000	0	0	.000	2	7	9	1.8	0	0	0	3	0	1	8	1.6
8	Melo Sanchez	1	0	2	2.0	0	1	.000	0	1	.000	0	0	.000	0	0	0	0.0	0	0	0	0	0	0	0	0.0
14	Ayden Kelley	1	0	2	2.0	0	2	.000	0	1	.000	0	0	.000	1	0	1	1.0	0	0	0	0	0	0	0	0.0
25	Kareem Watkins	1	0	2	2.0	0	0	.000	0	0	.000	0	0	.000	0	1	1	1.0	0	0	0	0	0	0	0	0.0
TEAM.....															12	15	27	3.4	0		1				0	
THE HOGS.....		8				236	474	.498	66	181	.365	102	143	.713	66	217	283	35.4	119	0	118	97	38	80	640	80.0
Opponents.....		8				189	468	.404	65	213	.305	75	107	.701	69	190	259	32.4	126	-	92	128	17	53	518	64.8

Team Statistics

	ARK	OPP
SCORING	640	518
Points per game	80.0	64.8
Scoring margin	+15.3	-
FIELD GOALS-ATT	236-474	189-468
Field goal pct	.498	.404
3 POINT FG-ATT	66-181	65-213
3-point FG pct	.365	.305
3-pt FG made per game	8.3	8.1
FREE THROWS-ATT	102-143	75-107
Free throw pct	.713	.701
F-Throws made per game	12.8	9.4
REBOUNDS	283	259
Rebounds per game	35.4	32.4
Rebounding margin	+3.0	-
ASSISTS	118	92
Assists per game	14.8	11.5
TURNOVERS	97	128
Turnovers per game	12.1	16.0
Turnover margin	+3.9	-
Assist/turnover ratio	1.2	0.7
STEALS	80	53
Steals per game	10.0	6.6
BLOCKS	38	17
Blocks per game	4.8	2.1
ATTENDANCE	96000	22303
Home games-Avg/Game	5-19200	1-6389
Neutral site-Avg/Game	-	2-7957

SCORE BY PERIODS:	1st	2nd	Total
Arkansas	310	330	640
Opponents	262	256	518

Date	Ark. Rank	Opponent	Result	Score	Attend
11/06/24	16/16	LISPCOMB	W	76-60	19200
^ 11/09/24	16/16	vs 8/8 Baylor	L	67-72	10207
11/13/24	18/21	TROY	W	65-49	19200
11/18/24	20/24	PACIFIC	W	91-72	19200
11/22/24	20/24	LITTLE ROCK	W	79-67	19200
11/25/24	19/21	UMES	W	109-35	19200
@ 11/28/24	19/21	vs Illinois	L	77-90	5707
% 12/03/24	RV/RV	at Miami (FL)	W	76-73	6389

* = SEC game | ^ played in Dallas (American Airlines Center) | @ - played in Kansas City (T-Mobile Center) |
 % - SEC/ACC Challenge | ! - Jimmy V Classic (New York - Madison Square Garden) |
 & - played in North Little Rock (Simmons Bank Arena) | ^ - SEC Tournament (Nashville, Tenn. - Bridgestone Arena) |

ARKANSAS RAZORBACKS

2024-25 SEASON STATISTICS • ALL GAMES



RECORD:	OVERALL	HOME	AWAY	NEUTRAL
ALL GAMES	6-2	5-0	1-0	0-2
CONFERENCE	0-0	0-0	0-0	0-0
NON-CONFERENCE	6-2	5-0	1-0	0-2

#	Player	GPGS	Min	Avg	• TOTAL •			• 3-PTS •			• REBOUNDS •				PF	FO	A	TO	Blk	St	Pts	Avg				
					FG	FGA	Pct	3FG	FGA	Pct	FT	FTA	Pct	Off									Def	Tot	Avg	
3	Adou Thiero	8	8	239	29.9	51	86	.593	4	18	.222	35	54	.648	11	34	45	5.6	20	0	16	15	5	20	141	17.6
2	Boogie Fland	8	8	262	32.8	40	91	.440	17	39	.436	32	38	.842	3	25	28	3.5	16	0	40	15	0	13	129	16.1
44	Zvonimir Ivisic	8	6	175	21.9	33	53	.623	19	33	.576	11	16	.688	8	24	32	4.0	19	0	6	20	21	8	96	12.0
21	D.J. Wagner	8	8	272	34.0	31	72	.431	9	26	.346	4	6	.667	2	23	25	3.1	8	0	25	14	2	15	75	9.4
1	Johnell Davis	8	8	239	29.9	26	58	.448	12	34	.353	7	8	.875	7	29	36	4.5	17	0	16	12	1	9	71	8.9
24	Billy Richmond III	8	0	152	19.0	24	37	.649	0	3	.000	7	12	.583	8	23	31	3.9	14	0	6	7	4	6	55	6.9
4	Trevon Brazile	6	2	91	15.2	13	20	.650	1	3	.333	0	1	.000	6	18	24	4.0	11	0	4	3	4	6	27	4.5
11	Karter Knox	8	0	115	14.4	13	42	.310	4	23	.174	6	8	.750	6	17	23	2.9	14	0	5	6	1	2	36	4.5
5	Casmir Chavis	1	0	6	6.0	1	3	.333	0	0	.000	0	0	.000	0	1	1	1.0	0	0	0	1	0	0	2	2.0
9	Jonas Aidoo	5	0	43	8.6	4	9	.444	0	0	.000	0	0	.000	2	7	9	1.8	0	0	0	3	0	1	8	1.6
8	Melo Sanchez	1	0	2	2.0	0	1	.000	0	1	.000	0	0	.000	0	0	0	0.0	0	0	0	0	0	0	0	0.0
14	Ayden Kelley	1	0	2	2.0	0	2	.000	0	1	.000	0	0	.000	1	0	1	1.0	0	0	0	0	0	0	0	0.0
25	Kareem Watkins	1	0	2	2.0	0	0	.000	0	0	.000	0	0	.000	0	1	1	1.0	0	0	0	0	0	0	0	0.0
TEAM.....															12	15	27	3.4	0		1				0	
ARKANSAS.....		8				236	474	.498	66	181	.365	102	143	.713	66	217	283	35.4	119	0	118	97	38	80	640	80.0
Opponents.....		8				189	468	.404	65	213	.305	75	107	.701	69	190	259	32.4	126	-	92	128	17	53	518	64.8

SCORE BY PERIODS:	1st	2nd	Total
Arkansas	310	330	640
Opponents	262	256	518

DEADBALL REBOUNDS:	OFF	DEF	TOTAL
Arkansas	15	3	18
Opponents	22	8	30

2024-25 RAZORBACK GAME-BY-GAME STATISTICS

Opponent	Date	Score	W/L	•TOTAL•			•3-PTRS•			FT			•REBOUNDS•				PF				Pts	Avg	
				FG	FGA	Pct	3FG	FGA	Pct	FT	FTA	Pct	Off	Def	Tot	Avg	A	TO	Blk	Stl			
LIPSCOMB	11/06/24	76-60	W	34	63	.540	4	19	.211	4	7	.571	6	29	35	35.0	11	10	12	5	11	76	76.0
vs Baylor	11/09/24	67-72	L	24	58	.414	5	20	.250	14	17	.824	12	25	37	36.0	19	13	11	6	5	67	71.5
TROY	11/13/24	65-49	W	24	56	.429	10	23	.435	7	14	.500	9	21	30	34.0	11	14	14	11	16	65	69.3
PACIFIC	11/18/24	91-72	W	31	52	.596	9	21	.429	20	25	.800	3	27	30	33.0	14	17	15	3	10	91	74.8
LITTLE ROCK	11/22/24	79-67	W	25	53	.472	7	24	.292	22	27	.815	8	30	38	34.0	20	12	19	4	15	79	75.6
UMES	11/25/24	109-35	W	40	72	.556	15	34	.441	14	17	.824	9	40	49	36.5	10	23	4	5	9	109	81.2
vs Illinois	11/28/24	77-90	L	28	58	.483	5	17	.294	16	27	.593	10	21	31	35.7	20	12	11	2	7	77	80.6
at Miami (FL)	12/03/24	76-73	W	30	62	.484	11	23	.478	5	9	.556	9	24	33	35.4	14	17	11	2	7	76	80.0
Arkansas		640		236	474	.498	66	181	.365	102	143	.713	66	217	283	35.4	119	118	97	38	80	640	80.0
Opponents		518		189	468	.404	65	213	.305	75	107	.701	69	190	259	32.4	126	92	128	17	53	518	64.8

Games played: 8
 Points/game: 80.0
 FG Pct: 49.8
 3FG Pct: 36.5
 FT Pct: 71.3

Rebounds/game: 35.4
 Assists/game: 14.8
 Turnovers/game: 12.1
 Assist/turnover ratio: 1.2
 Steals/game: 10.0
 Blocks/game: 4.8

2023-24 OPPONENT GAME-BY-GAME STATISTICS

Opponent	Date	Score	W/L	• TOTAL •			• 3-PTRS •			• FT •			• REBOUNDS •				PF	A	TO	Blk	Stl	Pts	Avg
				FG	FGA	Pct	3FG	FGA	Pct	FT	FTA	Pct	Off	Def	Tot	Avg							
LIPSCOMB	11/06/24	76-60	W	22	58	.379	9	27	.333	7	9	.778	5	24	29	29.0	12	8	19	1	8	60	60.0
vs Baylor	11/09/24	67-72	L	27	58	.466	7	24	.292	11	17	.647	9	23	32	30.5	16	12	8	1	6	72	66.0
TROY	11/13/24	65-49	W	21	55	.382	3	19	.158	4	7	.571	13	24	37	32.7	16	12	24	5	8	49	60.3
PACIFIC	11/18/24	91-72	W	24	60	.400	12	35	.343	12	13	.923	8	20	28	31.5	20	14	17	0	10	72	63.2
LITTLE ROCK	11/22/24	79-67	W	22	59	.373	6	22	.273	17	23	.739	13	23	36	32.4	19	13	19	1	7	67	64.0
UMES	11/25/24	109-35	W	14	61	.230	4	26	.154	3	8	.375	7	23	30	32.0	9	3	19	1	4	35	59.2
vs Illinois	11/28/24	77-90	L	30	57	.526	15	31	.484	15	22	.682	6	28	34	32.3	22	16	11	4	7	90	63.6
at Miami (FL)	12/03/24	76-73	W	29	60	.483	9	29	.310	6	8	.750	8	25	33	32.4	12	14	11	4	3	73	64.8
Opponents		518		189	468	.404	65	213	.305	75	107	.701	69	190	259	32.4	126	92	128	17	53	518	64.8
Arkansas		640		236	474	.498	66	181	.365	102	143	.713	66	217	283	35.4	119	118	97	38	80	640	80.0

Games played: 8
 Points/game: 64.8
 FG Pct: 40.4
 3FG Pct: 30.5
 FT Pct: 70.1

Rebounds/game: 32.4
 Assists/game: 11.5
 Turnovers/game: 16.0
 Assist/turnover ratio: 0.7
 Steals/game: 6.6
 Blocks/game: 2.1

2024-25 ARKANSAS RAZORBACKS GAME HIGHS AND LEADERS

Opponent	DATE	SCORE	RESULT	POINTS	REBOUNDS	ASSISTS	STEALS	BLOCKED SHOTS
LIPSCOMB	11/06/24	76-60	W	17-Boogie Fland	8-Trevon Brazile	3-Boogie Fland	3-Adou Thiero	3-Zvonimir Ivistic
vs Baylor	11/09/24	67-72	L	24-Adou Thiero	6-Adou Thiero	7-Boogie Fland	1-Trevon Brazile Adou Thiero Boogie Fland Zvonimir Ivistic D.J. Wagner	2-Adou Thiero
TROY	11/13/24	65-49	W	19-Zvonimir Ivistic Adou Thiero	7-Adou Thiero	7-Boogie Fland	4-D.J. Wagner	5-Zvonimir Ivistic
PACIFIC	11/18/24	91-72	W	23-Adou Thiero	6-Adou Thiero Johnell Davis	5-D.J. Wagner	4-Boogie Fland Adou Thiero	3-Zvonimir Ivistic
LITTLE ROCK	11/22/24	79-67	W	23-Adou Thiero	8-Adou Thiero	7-Boogie Fland	6-Adou Thiero	2-Zvonimir Ivistic Adou Thiero
UMES	11/25/24	109-35	W	21-Karter Knox	9-Billy Richmond III	6-Boogie Fland	4-Adou Thiero	3-Zvonimir Ivistic
vs Illinois	11/28/24	77-90	L	26-Adou Thiero	6-Zvonimir Ivistic Adou Thiero	6-Johnell Davis	2-Billy Richmond III Zvonimir Ivistic Johnell Davis	2-Zvonimir Ivistic
at Miami (FL)	12/03/24	76-73	W	18-Boogie Fland	5-Trevon Brazile Johnell Davis	6-Boogie Fland	2-D.J. Wagner Johnell Davis	2-Zvonimir Ivistic

LED TEAM IN POINTS (including ties)	
Thiero	5
Fland	2
Ivistic	1
Knox	1

LED TEAM IN REBS (including ties)	
Thiero	5
Brazile	2
Davis	2
Ivistic	1
Richmond	1

LED TEAM IN ASSISTS (including ties)	
Fland	6
Wagner	1
Davis	1

LED TEAM IN STEALS (including ties)	
Thiero	5
Wagner	3
Fland	3
Davis	2
Brazile	1
Ivistic	1
Richmond	1
Ivistic	1

LED TEAM IN BLKS (including ties)	
Ivistic	7
Thiero	2

ARKANSAS RAZORBACKS

2024-25 GAME-BY-GAME POINTS-ASSISTS-REBOUNDS

Opponent	Date	Score	WL	0	1	2	3	4	5	8	9	11	14	21	24	25	44	45
				Karuletwa	Davis	Fland	Thiero	Brazile	Chavis	Sanchez	Aidoo	Knox	Kelley	Wagner	Richmond	Watkins	Ivisic	Blake
LIPSCOMB	11/06/24	76-60	W	DNP-Inj	15-6-1	17-3-3	8-4-1	6-8-1	DNP	DNP	2-3-0	5-2-0	DNP	7-2-2	4-2-2	DNP	12-3-0	DNP-Inj
vs Baylor	11/09/24	67-72	L	DNP-Inj	8-3-1	17-5-7	24-6-2	4-3-1	DNP	DNP	0-1-0	0-4-1	DNP	8-4-1	4-2-0	DNP	2-5-0	DNP-Inj
TROY	11/13/24	65-49	W	DNP-Inj	7-5-0	12-0-7	19-7-1	4-5-0	DNP	DP	0-0-0	0-2-0	DNP	0-2-5	4-3-1	DNP	19-2-0	DNP-Inj
PACIFIC	11/18/24	91-72	W	DNP-Inj	8-6-1	20-3-3	23-6-2	DNP-Inj	DNP	DNP	DNP-Inj	2-3-2	DNP	14-4-5	9-3-1	DNP	15-5-3	DNP-Inj
LITTLE ROCK	11/22/24	79-67	W	DNP-Inj	2-3-2	21-4-7	23-8-0	DNP-Inj	DNP	DNP	DNP-Inj	6-4-1	DNP	11-5-1	6-6-1	DNP	10-3-0	DNP-Inj
UMES	11/25/24	109-35	W	DNP-Inj	16-6-4	16-5-6	11-4-5	2-1-1	2-1-0	0-0-0	DNP	21-6-1	0-1-0	13-6-3	14-9-1	0-1-0	14-6-2	DNP-Inj
vs Illinois	11/28/24	77-90	L	DNP-Inj	3-2-6	8-4-1	26-6-1	5-2-1	DNP	DNP	2-3-0	0-1-0	DNP	8-0-3	12-4-0	DNP	13-6-0	DNP-Inj
at Miami	12/03/24	76-73	W	DNP-Inj	12-5-1	18-4-6	7-4-4	6-5-0	DNP	DNP	4-2-0	2-1-0	DNP	14-2-5	2-2-0	DNP	11-2-1	DNP-Inj

ARKANSAS RAZORBACKS

2024-25 STARTING LINEUPS

Date	Opponent	1st SUB(S)						Outcome	RECORD BY LINEUP:						RECORD BY STARTER		
Nov. 6	Lipscomb	Fland	Wagner	Davis	Thiero	Ivisic	Brazile/Aidoo	W, 76-60	Fland	Wagner	Davis	Thiero	Ivisic	4-2	Fland	8	6-2
Nov. 9	vs Baylor	Fland	Wagner	Davis	Thiero	Ivisic	Knox	L, 67-72	Fland	Wagner	Davis	Thiero	Brazile	2-0	Wagner	8	6-2
Nov. 13	Troy	Fland	Wagner	Davis	Thiero	Brazile	Knox	W, 65-49						Davis	8	6-2	
Nov. 18	Pacific	Fland	Wagner	Davis	Thiero	Ivisic	Richmond/Knox	W, 91-72						Thiero	8	6-2	
Nov. 22	Little Rock	Fland	Wagner	Davis	Thiero	Ivisic	Knox	W, 79-67						Ivisic	6	4-2	
Nov. 25	UMES	Fland	Wagner	Davis	Thiero	Ivisic	Brazile/Richmond	W, 109-35						Brazile	2	2-0	
Nov. 28	vs Illinois	Fland	Wagner	Davis	Thiero	Ivisic	Richmond	L, 77-90									
Dec. 3	at Miami	Fland	Wagner	Davis	Thiero	Brazile	Aidoo	W, 76-73									
								RECORD BY 1ST SUB (including ties)									
								Knox						4 3-1			
								Richmond						3 2-1			
								Brazile						2 2-0			
								Aidoo						2 2-0			

ARKANSAS RAZORBACKS

2024-25 SPECIALTY STATS (ARKANSAS/OPPONENT)

Opponent	Pts Off TO	Pts In Paint	2nd Chance	Fast Break	Bench	Lead Chng	Ties	Ark Largest Lead			Best Ark Run	Opp Largest Lead			Best Opp Run	Ark Led	Opp Led	Gm Tied
LIPSCOMB	25 / 13	54 / 22	6 / 18	23 / 5	17 / 11	2	5	17	2:04	2nd	11-0	5	10:01	1st	11-0	30:50	5:25	3:45
vs Baylor	10 / 10	28 / 38	10 / 11	15 / 13	8 / 13	0	3	--	--	--	9-0	11	3x (last 11:18 2nd)	6-0	--	38:07	1:41	
TROY	24 / 15	22 / 34	4 / 12	15 / 8	23 / 11	3	7	17	4:05	2nd	8-0	6	13:58	1st	5-0	16:59	16:47	6:40
PACIFIC	22 / 9	40 / 20	2 / 6	20 / 10	11 / 0	0	0	22	0:34	2nd	10-0	--	--	--	11-0	39:02	--	0:58
LITTLE ROCK	28 / 17	32 / 24	12 / 11	22 / 9	12 / 11	0	0	22	3:46	2nd	9-0	--	--	--	10-0	37:10	--	1:07
UMES	31 / 0	46 / 20	15 / 8	18 / 5	39 / 18	0	0	74	6:32	2nd	29-0	--	--	--	4-0	39:44	--	0:16
vs Illinois	11 / 9	42 / 28	18 / 9	16 / 9	19 / 19	0	0	--	--	-	6-0	17	1:01	1st	11-0	--	39:18	0:42
at Miami	11 / 17	36 / 30	11 / 8	9 / 11	19 / 29	1	2	3	1:47	2nd	8-0	11	7:33	1st	8-0	1:47	36:15	1:58

BOLD INDICATES SEASON HIGHS

BLACK BOX INDICATES LARGEST UA LEAD **IN A LOSS**

RED BOX INDICATES LARGEST UA DEFICIT **IN A WIN**

LAST TIME AN ARKANSAS PLAYER...

• SCORING •

Scored 30 Points: 34 Khalif Battle at Kentucky (03/02/24)
Scored 40 Points: 42 Khalif Battle vs Missouri (02/24/24)
Scored 50 Points: 51 Rotnei Clarke vs. Alcorn State (11/13/09)
RECORD: 51 Rotnei Clarke vs. Alcorn State (11/13/09)

• FIELD GOALS MADE •

Made 15 Field Goals: 15 (15-21) Rotnei Clarke vs. Alcorn State (11/13/09)
Made 20 Field Goals: 20 (2-30) Dean Tolson vs. Texas A&M (03/02/74)
RECORD: 20 (20-30) Dean Tolson vs. Texas A&M (03/02/74)

• FIELD GOALS ATTEMPTED •

Attempted 20 Field Goals: 20 (10-20) Tramon Mark at Kentucky (03/02/24)
Attempted 25 Field Goals: 26 (11-26) JD Notae vs Mercer (11/09/21)
RECORD: 30 (20-30) Dean Tolson vs. Texas A&M (03/02/74)

• FIELD GOAL PERCENTAGE •

Shot 100% FG (Min. 8 att): 100% Moses Kingsley (8-8) at Missouri (01/12/16)
RECORD (min 10 att): 100% Daryll Saulsberry (10-10) (01/14/75)

• 3-POINTERS MADE •

Made 7 3-pointers: 8 (8-11) Mason Jones at Texas A&M (03/07/20)
Made 10 3-pointers: 10 (10-13) by Isaiah Joe vs. FIU (12/01/18)
Made 11-Plus 3-pointers: 13 (13-17) by Rotnei Clarke vs. Alcorn State (11/13/09)
RECORD: 13 (13-17) by Rotnei Clarke vs. Alcorn State (11/13/09) (SEC record)

• 3-POINTERS ATTEMPTED •

Attempted 15 3-Pointers: 15 (6-15) Isaiah Joe at Texas A&M (03/07/20)
Attempted 20 3-Pointers: 24 (10-24) Pat Bradley vs. North Texas (12/30/98)
RECORD: 24 (10-24) Pat Bradley vs. North Texas (12/30/98) (SEC record)

• FREE THROWS MADE •

Made 10 Free Throws: 12 (12-21) Adou Thiero vs Illinois (11/28/24)
Made 15 Free Throws: 17 (17-18) Khalif Battle (03/02/24)
Made 20 Plus Free Throws: 22 (22-24) Martin Terry vs. Texas A&M (01/22/72)
RECORD: 22 (22-24) by Martin Terry vs. Texas A&M (01/22/72)

• FREE THROWS ATTEMPTED •

Attempted 15 Free Throws: 18 (17-18) Khalif Battle at Kentucky (03/02/24)
Attempted 20 Free Throws: 21 (12-21) Adou Thiero vs Illinois (11/28/24)
Attempted 24 Plus Free Throws: 24 (22-24) Martin Terry vs. Texas A&M (01/22/72)
RECORD: 24 (22-24) Martin Terry vs. Texas A&M (01/22/72)

• FREE THROW PERCENTAGE •

Shot 94% FT (min 15 att): 94.4% (17-18) Khalif Battle at Kentucky (03/02/24)
Shot 100% FT (min 10 att): 100% (11-11) Khalif Battle at Alabama (03/09/24)
RECORD (min. 11 att): 9x - Best: Tommy Boyer (18-18) in 1963

• REBOUNDS •

Grabbed 15-19 Rebounds: 17 Trevon Brazile vs Stanford (11/22/23)
Grabbed 20-Plus Rebounds: 23 Nick Davis vs. Jackson State (11/21/97)
RECORD: 23 by Nick Davis vs. Jackson State (11/21/97)
• Grabbed 10 Offensive Rebounds: 11 Justin Smith vs Oral Roberts (03/27/21)
• Grabbed 10 Defensive Rebounds: 14 Khi Mitchell & Devo Davis vs UCG (12/06/22)

• ASSISTS •

Had 10 Assists: 10 by Jalen Tate vs Georgia (01/09/21)
Had 15 Assists: 15 by Dontell Jefferson vs. Portland State (11/18/05)
RECORD: 15 by Dontell Jefferson vs. Portland State (11/18/05)

• STEALS •

Had 5 Steals: 5 Anthony Black vs UConn (03/23/23)
Had 6-7 Steals: 6 Adou Thiero vs Little Rock (11/22/24)
Had 8-9 Steals: 8 JD Notae vs New Mexico State (03/19/22)
RECORD: 9 by Robert Shepard at Arizona (12/06/92)

• BLOCKED SHOTS •

Had 5 Blocks: 5 Zvonimir Ivisic vs Troy (11/13/24)
Had 6-9 Blocks: 7 Makhel Mitchell vs Texas A&M (01/31/23)
Had 10 Blocks: 10 Steven Hill vs. Texas State (12/06/05)
RECORD: 10 Steven Hill vs. Texas St. (12/06/05) & Oliver Miller vs. Texas (02/04/90)

• TURNOVERS •

Committed 5-9 Turnovers: 7 Zvonimir Ivisic vs Pacific (11/18/24)
Committed 10 Plus Turnovers: 10 Courtney Fortson at South Carolina (02/21/09)

• MINUTES PLAYED •

40 Minutes (Regulation): 40:00 Khalif Battle vs South Carolina (03/14/24)
40+ Min w/OT: 42:17 Trevon Brazile & 40:24 Khalif Battle vs Vandy (03/13/24)
45+ Minutes: 2 vs Stanford (11/22/23) - Brazile (45:52) - Davis (45:14)

• MISCELLANEOUS •

2 Players Scored 20+ Pts In Same Game:

Adou Thiero (23) & Boogie Fland (21) vs Little Rock (11/22/24)

3 Players Scored 20+ Pts In Same Game: at Alabama (02/25/23)

Nick Smith Jr. (24), Davonte Davis (21) and Ricky Council IV (20)

2 Players Scored 20+ Pts In Back-To-Back Gms: Nick Smith Jr. (26/24) & Ricky Council IV (22/20) vs Georgia (02/21/23) and at Alabama (02/25/23)

2 Players Scored 20+ Pts In 3 Straight: Mason Jones (41/20/21) & Isaiah Joe (20/21/24) vs Tulsa (12/14/19), Valpo (12/21/19) and Indiana (12/29/19)

8 Players Scored in Double Digits: Mississippi Valley State (11/25/20)

Connor Vanover (25), Desi Sills (19), Moses Moody (16), Vance Jackson (15), Khalen Robinson (15), Justin Smith (13), JD Notae (13), Jalen Tate (12)

Scored 20-Plus in 5+ Consecutive Gms: (7) Khalif Battle 42, 36, 34, 29, 22, 24, 20 (02/24 to 03/14/24)

Scored 20 or More Points in 10-Plus Consecutive Games: (11) Todd Day

20, 23, 26, 26, 22, 31, 23, 21, 27, 21, 20 (12/01/90 to 01/12/91)

Scored 30-plus Points in 3 Straight Games: Khalif Battle and Mason Jones (only Razorbacks)

LAST - Battle: 42 vs. Mizzou (02/24/24), 36 vs Vandy (02/27/24), 34 at UK (03/02/24)

Most Pts Consecutive Gms: 82 Martin Terry 35 at TCU (02/20/73) & 47 vs. SMU (02/24/73)

Most Pts 3-Straight: 112 Khalif Battle 2024 43 vs MIZ (2/24), 36 vs VU (2/27) & 34 at UK (3/2)

Most Pts 4-Straight: 141 Khalif Battle 2024 - 43 vs MIZ (2/24), 36 vs VU (2/27), 34 at UK (3/2), 29 vs LSU (3/6)

Consecutive Free Throws Made: 48 Ricky Medlock (20 gms): 12/21/74 to 03/04/75)

Double-Double: Pts/Rebs: Trevon Brazile (13 & 12) vs Vanderbilt (03/13/24)

Double-Double: Pts/Assists: Jalen Tate (15 & 10) vs Georgia (01/09/21)

Two Players with Double-Double in Same Game: vs UNC Greensboro (12/06/22)

Khi Mitchell (13 pts & 14 rebs) and Devo Davis (10 pts & 10 rebs)

5 Straight Double-Doubles: (7) Jaylin Williams 13 & 11 vs AUB); 22 & 10 at BAMA;

13 & 11 at MIZ; 13 & 16 vs TENN; 15 & 10 at FLA; 16 & 12 vs UK; 19 & 10 vs LSU

3+ Straight Double-Doubles in SEC: (5) Jaylin Williams (AUB/@Bama/@MIZ/TEN/@FLA/UK/LSU)

Most Consecutive Double-Doubles: 9 Dean Tolson (1973-74) and 6 by Derek Hood (1998-99)

Three Players with Double-Double in Same Game: vs Alabama (01/16/10) - Marshawn Powell

18 pts, 10 rebs), Mike Washington (17 pts, 13 rebs) and Courtney Fortson (12 pts, 10 assists)

Had 5-Plus Assists in 5-Plus Consecutive Games: (6) Jalen Harris

11, 6, 10, 12, 7, 10 (11/21/81 thru 12/15/18)

Had 10 or More Assists in Back-to-Back Games: Jalen Harris

10 vs. FIU (12/01/18) and 12 at Colorado State (12/05/18)

Three-Plus Players with 5-Plus Assists in a Game: vs. Montana State (11/21/18)

Jalen Harris (11), Isaiah Joe (5) and Desi Sills (5)

Had 5 or More Steals in Back-to-Back Games: Ronnie Brewer

5 vs. Western Illinois (01/01/06) and 5 vs. Mississippi State (01/07/06)

LAST TIME AN OPPONENT PLAYER...

• SCORING •

Scored 30 Points: 33 Shawn East II vs Missouri (02/24/24)

Scored 40 Points: 41 Wade Taylor IV vs Texas A&M (01/16/24)

Scored 50 Points: 56 Oscar Robertson vs. Cincinnati (03/15/58) **(most on record)**

• FIELD GOALS MADE •

Made 15 Field Goals: 17 (17-24) Jodie Meeks vs. Kentucky (02/14/09)

Made 20 Field Goals: 21 Oscar Robertson vs. Cincinnati (03/15/58) **(most on record)**

• FIELD GOALS ATTEMPTED •

Att 30 Field Goals: 32 (13-32) Wade Taylor IV vs Texas A&M (01/16/24) **(record)**

Attempted 35 Field Goals: 36 Oscar Robertson vs. Cincinnati (03/15/58) **(most on record)**

• FIELD GOAL PERCENTAGE •

Shot 100% FG (Min. 7 att): Adam Wing (8-8) vs. Evansville (12/08/15)

• 3-POINTERS MADE •

Made 7 3-pointers: 7 (7-15) Tyler Hall vs. Montana State (11/21/18)

Made 10 3-pointers: 10 (10-19) Lance Weems at Auburn (01/06/96)

• 3-POINTERS ATTEMPTED •

Attempted 15 3-pointers: 15 (7-15) Tyler Hall vs. Montana State (11/21/18)

Attempted 20 3-pointers: 22 (5-22) Jeff Fryer vs. Loyola Marymount (03/16/89)

• FREE THROWS MADE •

Made 10 Free Throws: 11 (11-12) Justin Hill vs Georgia (02/10/24)

Made 15 Free Throws: 15 (15-16) Shawn East II (02/24/24)

• FREE THROWS ATTEMPTED •

Attempted 15 Free Throws: 15 (9-15) Trazarien White UNCW (12/30/23)

Attempted 20 Free Throws: 24 (18-24) Frank Williams vs. Illinois (12/08/01)

• FREE THROW PERCENTAGE •

Shot 100% FT (min 10 att): 10-10 Tamar Bates at Missouri (01/31/24)

• REBOUNDS •

Grabbed 15-19 Rebounds: 15 Anderson Garcia at Texas A&M (02/20/24)

Grabbed 20 Rebounds: 20 Antonio McDyess vs. Alabama (03/11/95)

• Grabbed 10 Offensive Rebounds: 11 Tyler Davis at Texas A&M (01/30/18)

• **Grabbed 10 Defensive Rebounds: 10 Tomislav Ivisic vs Illinois (11/28/24)**

• ASSISTS •

Had 10 Assists: 11 Tremont Waters vs. LSU (01/12/19)

Had 13 Assists: 13 Chuck Evans at Mississippi State (01/27/93) **(most on record)**

• STEALS •

Had 5 Steals: 6 Alpha Diallo at Providence (03/19/19)
Had 8 Steals: 8 Terry Conerway vs. Texas State (12/21/02)

• BLOCKED SHOTS •

Had 6-9 Blocks: 6 Johni Broome at Auburn (01/07/23)
Had 10 Plus Blocks: 10 P.J. Roberson vs. Grambling State (11/26/11)

• TURNOVERS •

Committed 7-9 Turnovers: 7 Lamar Washington vs Pacific (11/18/24)
Committed 10 Plus Turnovers: 12 Devin Gibson vs. UTA (12/12/07)

LAST TIME ARKANSAS HIGHS...

• SCORING •

Scored 100-119 Points: 109 vs UMES (11/26/24)
Scored 120-Plus Points: 142 vs. Mississippi Valley State (11/25/20)
Scored 50 Points in 1st Half: 53 vs UMES (11/26/24)
Scored 50 Points in 2nd Half: 51 vs Vanderbilt (03/13/24)
Scored 60 or More Points in a Half: 60 (1st) vs UMES (11/26/24)
Scored 70 or More Points in a Half: 71 (1st) vs. Alcorn (11/13/09)
Scored 80 or More Points in a Half: 81 (2nd) vs. Miss Valley State (11/25/20)
Most Points in a Half: 88 (2nd) vs. U.S. International (12/09/89)

• FIELD GOALS MADE •

Made 40 Field Goals: 40 (40-72) vs UMES (11/26/24)
Made 50 Field Goals: 57 (57-99) vs. Troy (12/10/96)
RECORD: 68 (68-101) vs. U.S. International (12/09/89)

• FIELD GOALS ATTEMPTED •

Attempted 80 Field Goals: 86 (48-86) vs Miss Valley State (11/25/20)
Attempted 90 Field Goals: 99 (57-99) vs. Troy (12/10/96)
Attempted 100 Field Goals: 101 (68-101) vs. US International (12/09/89)
RECORD: 101 (68-101) vs. U.S. International (12/09/89)

• FIELD GOAL PERCENTAGE •

Shot 60% FG: 60.8 (31-51) vs LSU (03/06/24)
Shot 70% or Better FG: 72.7 (32-44) vs. Alabama State (12/21/83)
RECORD: 79.4 (27-34) vs. Texas Tech (1979)

• 3-POINTERS MADE •

Made 15 3-pointers: 15 (15-34) vs UMES (11/26/24)
Made 20 3-pointers: 20 (20-40) vs Miss Valley State (11/25/20)
RECORD: 21 (21-37) vs. Troy (12/10/96)

• 3-POINTERS ATTEMPTED •

Attempted 30 3-pointers: 34 (15-34) vs UMES (11/26/24)
Attempted 40 3-pointers: 40 (20-40) vs Miss Valley State (11/25/20)
RECORD: 54 (19-54) vs. North Texas (12/30/98)

• 3-POINT PERCENTAGE •

Shot 50% 3PT FG (min. 15 att): 55.0 (11-22) vs Georgia (02/21/23)
Shot 60% or Better 3PT FG (min. 15 att): 61.1 (11-18) at Vanderbilt (03/06/19)
RECORD (min. 15 att): 66.7 (16-24) vs. Mississippi State (01/09/16)

• FREE THROWS MADE •

Made 30 Free Throws: 31 (31-40) vs Texas A&M (01/16/24)
Made 40 Free Throws: 41 (41-49) at Kentucky (01/25/92)
RECORD: 48 (48-53) vs. Ole Miss (01/17/04)

• FREE THROW ATTEMPTS •

Attempted 40 Free Throws: 40 (31-40) vs Texas A&M (01/16/24)
Attempted 50 Free Throws: 54 (36-54) vs LSU (03/04/20)
Attempted 60 Free Throws: 65 vs. TCU (1955)
RECORD: 65 vs. TCU (1955)

• FREE THROW PERCENTAGE •

Shot 85% FT (min. 20 att): 88.9 (24-27) at Alabama (03/09/24)
Shot 90% or Better FT (min. 20 att): 96.4 (27-28) at Kentucky (03/02/24)
RECORD (min 10 att): 100 3x - Best 16-16 at Kentucky (02/27/14)

• REBOUNDS •

Grabbed 40 Rebounds: 49 vs UMES (11/26/24)
Grabbed 50 Rebounds: 52 vs Stanford (11/22/23)
Grabbed 55-Plus Rebounds: 58 vs Oral Roberts (12/20/20)
RECORD: 77 vs. Jackson State (01/22/02)

• ASSISTS •

Had 25 Assists: 26 vs Georgia (02/21/23)
Had 30 Assists: 32 vs. Jackson State (11/22/96)
Had 40 Assists: 40 vs. Troy (12/10/96)
RECORD: 47 vs. U.S. International (12/09/89)

• STEALS •

Had 15 Steals: 15 vs Little Rock (11/22/24)
Had 20 Steals: 24 vs. Maryland-Eastern Shore (01/02/01)
Had 25 Steals: 26 vs. Louisiana-Monroe (11/25/00)
RECORD: 26 vs. Louisiana-Monroe (11/25/00)

• BLOCKED SHOTS •

Had 10 Blocks: 11 vs Troy (11/13/24)
Had 13 Blocks: 13 vs Texas A&M (01/31/23)
Had 15 Blocks: 15 vs Gardner-Webb (11/10/23)
RECORD: 18 vs. Missouri (12/05/95)

• MOST TURNOVERS •

Had 25 Turnovers: 25 at South Carolina (02/21/09)
Had 30 Turnovers: 32 vs. Providence (11/16/07)
RECORD: 32 vs. Providence (11/16/07)

• FOULS •

Committed 25 Fouls: 27 at Texas A&M (02/20/24)
Committed 30 Fouls: 33 at Missouri (01/18/23)
RECORD: 38 vs. Missouri (12/04/61)

LAST TIME ARKANSAS LOWS...

• SCORING •

Held to 40-45 Points: 43 at Florida (01/22/11)
Held to 46-49 Points: 46 at Mississippi State (02/09/16)
Held to 50-55 Points: 51 at Ole Miss (01/24/24)
Held to 56-59 Points: 57 vs Kentucky (01/27/24)
Held to 19 Points or Less in a Half: 19 (1st half) at LSU (12/28/22)

• FIELD GOALS •

Held to Below 20 Field Goals Made: 17 (17-51) at Ole Miss (01/24/24)

• FIELD GOAL PERCENTAGE •

Held to 20-29% FG: 27.5 (14-51) vs New Mexico State (03/19/22)
Held to 30-35% FG: .333 (20-60) vs Kentucky (01/27/24)

• 3-POINTERS •

Did not Make a 3-pointer: 0 (0-1) vs South Carolina (01/18/22)
Held to 1-2 3-PT FG Made: 2 (2-16) at Auburn (01/07/23)
Attempted Single-Digit 3-pointers: 6 (4-6) at Missouri (01/31/24)

• 3-POINT PERCENTAGE •

Shot 10% or Worse 3PT FG: 0.0 (0-11) vs South Carolina (01/18/22)
Shot 11-19% 3PT FG: 19.0 (2-16) at Auburn (01/07/23)

• FREE THROWS •

Made 5 or Less Free Throws: 5 (5-9) vs Miami (12/03/24)
Attempted Single Digit Free Throws: 9 (5-9) vs Miami (12/03/24)

• FREE THROW PERCENTAGE •

Shot 40-49% FT: 47.1 (8-17) vs Southern (12/09/20)
Shot Below 40% FT: 26.7 (4-15) at Texas A&M (01/09/13)

• REBOUNDING •

Had 19 or Fewer Rebounds: 19 at Missouri (03/05/13)
Had 20-25 Rebounds: 25 vs Oklahoma (12/10/22)

• ASSISTS •

Held to 6 Assists or less: 6 vs Stanford (11/22/23)

• STEALS •

Had 0 Steals: vs Texas Tech (03/21/21) **(only time on record)**
Had 1 Steal: 1 vs Texas A&M (01/16/24)
Had 2-3 Steals: 3 at Vanderbilt (01/14/23)

• BLOCKED SHOTS •

Had No Blocked Shots: 0 vs Missouri (1/23/19)

• FEWEST TURNOVERS •

Had 1-4 Turnovers: 4 vs UMES (11/26/24)
Had 5 Turnovers: 5 vs South Carolina 013/20/24)

• FOULS •

Had Single Digit Fouls: 6 vs Mercer (11/09/21)

ARKANSAS IN OVERTIME...

Overall Record	71-60	Cal Era: 0-0
• Single OT	62-57	Cal Era: --
• Double OT	9-2	Cal Era: --
• Triple OT	0-1	Cal Era: --

LAST TIME:

Played in a Single OT game:	03/13/24 vs Vanderbilt	W, 80-85 (OT)
• Cal Era	--	
Played in a 2OT game:	11/22/23 vs Stanford	W, 77-74 (2 OT)
• Cal Era	--	
Played in a 3OT game:	02/09/80 vs Houston	L, 90-84 (3 OT)
• Cal Era	--	

LAST TIME AN OPPONENT HIGHS...

• SCORING •

Scored 100 Points: 106 at Tennessee (01/15/19)
Scored 111 Points: 111 at Kentucky (03/02/24)
Scored 50 Points in 1st Half: 53 at Kentucky (03/02/24)
Scored 50 Points in 2nd Half: 58 at Kentucky (03/02/24)
Scored 60 or More Points in a Half: 63 (2nd half) at Vanderbilt (01/14/23)

• FIELD GOALS MADE •

Made 40 Field Goals: 40 (40-68) by Texas (01/05/10)
Made 45 Field Goals: 45 (45-80) vs. Pittsburgh (12/29/86)

• FIELD GOALS ATTEMPTED •

Attempted 70 Field Goals: 75 (33-75) at Alabama (03/09/24)
Attempted 80 Field Goals: 80 (30-80) by Auburn (02/08/22)

• FIELD GOAL PERCENTAGE •

Shot 60% FG: 61.1 (15-23) vs. Auburn (02/17/16)
Shot 65% FG: 67.7 (4-65) vs. North Carolina (03/23/08)
Shot 69% FG: 69.8 (37-53) at Auburn (01/14/95)

• 3-POINTERS MADE •

Made 15 3-pointers: 15 (15-31) vs Illinois (11/28/24)
Made 17 3-pointers: 17 (17-37) vs UNI (11/17/21) - **TIES RECORD BY OPP (3x)**

• 3-POINTERS ATTEMPTED •

Attempted 30 3-pointers: 31 (15-31) vs Illinois (11/28/24)
Attempted 35 3-pointers: 37 (17-7) vs UNI (11/17/21)

• 3-POINT PERCENTAGE •

Shot 50% 3PT FG (min 15 att): 52.2 (12-23) at LSU (02/03/24)
Shot 60% or Better 3PT FG (min 15 att): 66.7 (12-18) at Tennessee (03/05/22)

• FREE THROWS •

Made 30 Free Throws: 34 (34-42) at Kentucky (03/02/24)
Made 40 Free Throws: 40 (40-50) vs. UMass (11/25/94)

• FREE THROW ATTEMPTS •

Attempted 35 Free Throws: 39 (25-39) at Texas A&M (02/20/24)
Attempted 40 Free Throws: 42 (34-42) at Kentucky (03/02/24)
Attempted 50 Free Throws: 50 (39-50) vs. South Carolina (03/11/04)

• FREE THROW PERCENTAGE •

Shot 85% FT (min. 10 att): .875 (21-24) vs Tennessee (02/14/24)
Shot 90% or Better FT (min. 10 att): .909 (20-22) at Missouri (01/31/24)
Shot 100% (min. 10 att): 1.000 (14-14) vs Florida (02/16/21)

• REBOUNDING •

Grabbed 45 Rebounds: 47 at Texas A&M (02/20/24)
Grabbed 50 Rebounds: 51 vs Missouri (01/02/21)
Grabbed 55-Plus Rebounds: 60 vs Auburn (02/08/22)
• Grabbed 20 Offensive Rebounds: 20 at Texas A&M (02/20/24)

• ASSISTS •

Had 25 Assists: 25 vs. Louisville (11/17/09)
Had 30 Assists: 30 at UAB (01/27/90)

• STEALS •

Had 15 Steals: 15 at LSU (02/24/10)
Had 18 Steals: 18 vs. Alcorn State (12/02/95)

• BLOCKED SHOTS •

Had 10 Blocks: 10 at Tennessee (01/22/14)
Had 13 Blocks: 13 at Mississippi State (01/14/10)

• MOST TURNOVERS •

Had 20 Turnovers: 24 vs Troy (11/13/24)
Had 25 Turnovers: 27 vs Bradley (12/17/22)
Had 30 Turnovers: 30 vs. Fordham (11/11/22)
MOST ON RECORD: 42 vs. Grambling (12/31/00) and Bethune-Cookman (12/02/97)

• FOULS •

Committed 30-plus Fouls: 32 vs Alabama (02/24/21)
RECORD: 36 vs. Centenary (12/04/82)

LAST TIME AN OPPONENT LOWS

• SCORING •

Held to 30-39 Points: 35 vs UMES (11/26/24)
Held to 40-45 Points: 40 vs LSU (01/24/23)
Held to 46-49 Points: 49 vs Troy (11/13/24)
Held to 50-55 Points: 50 vs Lipscomb (12/05/20)
Held to 56-59 Points: 58 vs UNC Greensboro (12/06/22)
Held Below 20 Points in 1st Half: 15 vs UMES (11/26/24)
Held Below 20 Points in 2nd Half: 18 vs Savannah State (12/12/13)
No Opponent Player Scored in Double-Digits: vs UMES (11/26/24)

• FIELD GOAL PERCENTAGE •

Held to 21% or Worse FG: .209 (13-62) vs. Jackson State (11/22/02)
Held to 20-29% FG: .230 (14-61) vs UMES (11/26/24)
Held to 30-35% FG: .333 (20-60) at Texas A&M (02/20/24)

• 3-POINTERS •

Did not Make a 3-pointer: 0 (0-10) by Mississippi State (02/07/15)
Held to 1 3-PT FG Made: 1 (1-10) vs Texas A&M (03/10/23)
Held to 2 3-PT FG Made: 2 (2-18) vs San Diego State (11/23/22)

• 3-POINT PERCENTAGE •

Shot 10% or Worse 3PT FG: .100 (1-10) vs Texas A&M (03/10/22)
Shot 11-16% 3PT FG: .154 (4-26) vs UMES (11/25/24)
Shot 17-19% 3PT FG: 19.0 (4-21) vs Florida (02/18/23)

• FREE THROWS •

Made 1-5 Free Throws: 3 (3-8) vs UMES (11/25/24)
Made 6-9 Free Throws: 6 (6-12) at LSU (12/28/22)

• FREE THROW ATTEMPTS •

Attempted Single Digit Free Throws: 8 (3-8) vs UMES (11/25/24)

• FREE THROW PERCENTAGE •

Shot Below 40% FT: 38.1 (8-21) vs. Texas State (12/22/18)
Shot 40-49% FT: 46.2 (5-13) vs Ole Miss (01/21/23)

• REBOUNDING •

Had 19 or Fewer Rebounds: 19 vs Auburn (03/09/23)
Had 20-25 Rebounds: 25 vs Florida (02/18/23)

• ASSISTS •

Held 5 Assists or Fewer: 3 vs UMES (11/26/24)

• STEALS •

Had No Steals: 0 vs Vanderbilt (01/15/20)
Had 1 Steal: 1 vs South Carolina (01/20/24)
Had 2 Steals: 2 vs UNCW (12/30/23)

• BLOCKED SHOTS •

Had No Blocked Shots: 0 vs Pacific (11/18/24)

• FEWEST TURNOVERS •

Had 0-2 Turnovers: 2 vs Texas A&M (01/16/24)
Had 3-5 Turnovers: 5 at Tennessee (01/06/21)

• FOULS •

Had Single Digit Fouls: 9 vs UMES (11/26/24)
Committed 10-14 Fouls: 14 vs UNI (11/17/21)

GAME 1 **L** **60** Lipscomb **28 32 60 76** **#16/16 ARKANSAS** **39 37 76**
Nov. 6, 2024 • Fayetteville, Ark. • Bud Walton Arena

Lipscomb 60 • 1-1

#	Player	Total			3-Ptr			Rebounds			PF	TP	A	TO	Blk	Stl	Min
		FG-FGA	FT-FTA	Off	Def	Tot	FG-FGA	FT-FTA	Off	Def							
06	Charlie Williams	f	1-5	1-2	0-0	0	0	0	0	3	2	2	0	0	0	17	
41	Jacob Ognacevic	f	5-12	1-5	5-6	0	6	6	3	16	1	4	0	0	0	35	
02	Will Pruitt	g	4-12	3-6	1-1	1	7	8	2	12	0	2	1	0	0	32	
10	Gyasi Powell	g	5-12	2-6	0-1	0	2	2	1	12	1	1	0	0	2	32	
22	Joe Anderson	g	2-5	2-5	0-0	0	5	5	2	6	3	3	0	0	3	33	
01	Rylan Houck	g	1-2	0-0	0-0	1	1	2	0	2	0	0	0	0	0	8	
05	Miles White	g	0-1	0-1	0-0	0	0	0	0	0	0	1	0	0	0	13	
11	Logan Suber	g	2-3	0-0	1-1	1	0	1	2	5	0	2	0	0	2	11	
35	Grant Asman	g	2-6	0-2	0-0	1	1	2	2	4	1	3	0	0	1	19	
	Team					1	2	3									
	Totals		22-58	9-27	7-9	5	24	29	12	60	8	19	1	8	200		
	FG % 1st Half:	10-27	37.0%	2nd half:	12-31	38.7%	Game:	22-58	37.9%							Deadball Rebounds 4	
	3FG % 1st Half:	4-13	30.8%	2nd half:	5-14	35.7%	Game:	9-27	33.3%								
	FT % 1st Half:	4-5	80.0%	2nd half:	3-4	75.0%	Game:	7-9	77.8%								

Arkansas 76 • 1-0

#	Player	Total			3-Ptr			Rebounds			PF	TP	A	TO	Blk	Stl	Min
		FG-FGA	FT-FTA	Off	Def	Tot	FG-FGA	FT-FTA	Off	Def							
03	Adou Thiero	f	4-6	0-1	0-2	1	3	4	3	8	1	0	0	3	19		
44	Zvonimir Ivisic	f	5-6	1-2	1-2	1	2	3	2	12	0	2	3	1	21		
01	Johnell Davis	g	7-12	1-4	0-0	1	5	6	0	15	1	2	1	0	1	36	
02	Boogie Fland	g	7-18	1-8	2-2	0	3	3	0	17	3	1	0	1	36		
21	D.J. Wagner	g	3-7	0-1	1-1	0	2	2	2	7	2	3	0	0	1	32	
04	Trevon Brazzle	g	3-5	0-0	0-0	1	7	8	2	6	1	1	0	0	2	23	
09	Jonas Aidoo	g	1-2	0-0	0-0	1	2	3	0	2	0	2	0	0	0	7	
11	Karter Knox	g	2-4	1-3	0-0	1	1	2	1	5	0	0	0	0	1	11	
24	Billy Richmond III	g	2-3	0-0	0-0	0	2	2	1	4	2	1	1	1	1	15	
	Team					0	2	2									
	Totals		34-63	4-19	4-7	6	29	35	11	76	10	12	5	11	200		
	FG % 1st Half:	17-33	51.5%	2nd half:	17-30	56.7%	Game:	34-63	54.0%							Deadball Rebounds 2	
	3FG % 1st Half:	2-11	18.2%	2nd half:	2-8	25.0%	Game:	4-19	21.1%								
	FT % 1st Half:	3-3	100.0%	2nd half:	1-4	25.0%	Game:	4-7	57.1%								

Officials: Devyn Page, James Breeding, Joe Lindsay
 Technical fouls: Lipscomb-None, Arkansas-None.
 Attendance: 19200

Score by periods	1st	2nd	Total
Lipscomb	28	32	60
Arkansas	39	37	76

Last FG - LIPS 2nd-00:41, ARK 2nd-00:18.
 Largest lead - LIPS by 5 1st-10:01, ARK by 17 2nd-02:04.
 LIPS led for 05:25, ARK led for 30:50. Game was tied for 03:45.

Score tied - 5 times.
 Lead changed - 2 times.

GAME 3 **T** **49** Troy **27 22 49 65** **#18/21 ARKANSAS** **26 39 65**
Nov. 13, 2024 • Fayetteville, Ark. • Bud Walton Arena

Troy 49 • 2-1

#	Player	Total			3-Ptr			Rebounds			PF	TP	A	TO	Blk	Stl	Min
		FG-FGA	FT-FTA	Off	Def	Tot	FG-FGA	FT-FTA	Off	Def							
01	Thomas Dowd	f	1-4	1-4	0-0	2	5	7	0	3	1	1	0	2	27		
04	Myles Rigbsby	f	5-15	0-4	2-3	1	3	4	3	12	0	0	1	1	31		
15	Jackson Fields	f	6-8	0-1	1-2	4	2	6	1	13	1	2	1	0	30		
02	Marcus Rigbsby Jr.	g	3-6	2-5	0-0	0	1	1	4	8	0	7	1	1	22		
12	Tayton Conerway	g	1-11	0-3	0-0	1	1	2	5	2	6	4	1	3	28		
00	Kerrington Kiel	g	0-0	0-0	0-0	0	2	2	0	0	0	1	0	0	8		
03	Cooper Campbell	g	0-1	0-1	0-0	0	1	1	0	0	2	2	0	0	14		
10	Jerrell Bellamy	g	4-7	0-0	1-2	1	1	2	2	9	0	0	1	0	10		
11	Victor Valdes	g	0-1	0-1	0-0	0	3	3	1	0	2	6	0	1	17		
33	Theo Seng	g	1-2	0-0	0-0	1	3	4	0	2	0	1	0	0	13		
	Team					3	2	5									
	Totals		21-55	3-19	4-7	13	24	37	16	49	12	24	5	8	200		
	FG % 1st Half:	11-27	40.7%	2nd half:	10-28	35.7%	Game:	21-55	38.2%							Deadball Rebounds 3,3	
	3FG % 1st Half:	3-11	27.3%	2nd half:	0-8	0.0%	Game:	3-19	15.8%								
	FT % 1st Half:	2-3	66.7%	2nd half:	2-4	50.0%	Game:	4-7	57.1%								

Arkansas 65 • 2-1

#	Player	Total			3-Ptr			Rebounds			PF	TP	A	TO	Blk	Stl	Min
		FG-FGA	FT-FTA	Off	Def	Tot	FG-FGA	FT-FTA	Off	Def							
03	Adou Thiero	f	8-15	1-4	2-4	2	5	7	2	19	1	3	1	1	33		
04	Trevon Brazzle	f	2-4	0-1	0-0	2	3	5	0	4	0	0	2	2	9		
01	Johnell Davis	g	3-9	1-4	0-0	1	4	5	3	7	0	1	0	0	32		
02	Boogie Fland	g	3-7	2-3	4-8	0	0	0	0	12	7	4	0	0	33		
21	D.J. Wagner	g	0-4	0-2	0-0	0	2	2	0	0	5	1	1	4	37		
09	Jonas Aidoo	g	0-0	0-0	0-0	0	0	0	0	0	0	0	0	0	4		
11	Karter Knox	g	0-5	0-2	0-0	2	0	2	0	0	0	1	0	1	15		
24	Billy Richmond III	g	2-4	0-0	0-0	1	2	3	0	4	1	1	2	2	15		
44	Zvonimir Ivisic	g	6-8	6-7	1-2	0	2	2	4	19	0	3	5	3	22		
	Team					1	3	4									
	Totals		24-56	10-23	7-14	9	21	30	11	65	14	14	11	16	200		
	FG % 1st Half:	10-34	29.4%	2nd half:	14-22	63.6%	Game:	24-56	42.9%							Deadball Rebounds 3	
	3FG % 1st Half:	2-11	18.2%	2nd half:	8-12	66.7%	Game:	10-23	43.5%								
	FT % 1st Half:	4-5	80.0%	2nd half:	3-9	33.3%	Game:	7-14	50.0%								

Officials: Shaun Seales, Rob Rorke, Owen Shortt
 Technical fouls: Troy-None, Arkansas-None.
 Attendance: 19200

Score by periods	1st	2nd	Total
Troy	27	22	49
Arkansas	26	39	65

Last FG - TROY 2nd-02:16, AR 2nd-01:17.
 Largest lead - TROY by 6 1st-13:58, AR by 17 2nd-04:05.
 TROY led for 16:21, AR led for 16:59. Game was tied for 06:40.

Score tied - 7 times.
 Lead changed - 3 times.

GAME 2 **60** #16/16 ARKANSAS **33 34 67 72** **#8/8 Lipscomb** **42 30 72** **72**
Nov. 9, 2024 • Dallas, Texas • American Airlines Center

Arkansas 67 • 1-1

#	Player	Total			3-Ptr			Rebounds			PF	TP	A	TO	Blk	Stl	Min
		FG-FGA	FT-FTA	Off	Def	Tot	FG-FGA	FT-FTA	Off	Def							
03	Adou Thiero	f	10-15	2-4	2-4	2	4	6	4	24	2	2	2	1	31		
44	Zvonimir Ivisic	f	0-3	0-0	2-2	3	2	5	0	2	0	1	1	1	17		
01	Johnell Davis	g	2-9	0-5	4-4	2	1	3	3	8	1	1	0	0	22		
02	Boogie Fland	g	5-13	3-5	4-4	1	4	5	2	17	7	0	0	1	39		
21	D.J. Wagner	g	4-10	0-3	0-0	0	4	4	3	8	1	3	1	1	38		
04	Trevon Brazzle	g	2-3	0-1	0-1	1	2	3	4	4	1	1	1	0	22		
09	Jonas Aidoo	g	0-1	0-0	0-0	0	1	1	0	0	0	0	1	0	9		
11	Karter Knox	g	0-3	0-2	0-0	1	3	4	2	0	1	1	0	0	10		
24	Billy Richmond III	g	1-1	0-0	2-2	0	2	2	2	4	0	1	1	0	12		
	Team					2	2	4									
	Totals		24-58	5-20	14-17	12	25	37	19	67	13	11	6	5	200		
	FG % 1st Half:	11-30	36.7%	2nd half:	13-28	46.4%	Game:	24-58	41.4%							Deadball Rebounds 2	
	3FG % 1st Half:	2-12	16.7%	2nd half:	3-8	37.5%	Game:	5-20	25.0%								
	FT % 1st Half:	9-11	81.8%	2nd half:	5-6	83.3%	Game:	14-17	82.4%								

Baylor 72 • 1-1

#	Player	Total			3-Ptr			Rebounds			PF	TP	A	TO	Blk	Stl	Min
		FG-FGA	FT-FTA	Off	Def	Tot	FG-FGA	FT-FTA	Off	Def							
15	Norchad Omier	f	7-10	0-1	1-2	3	9	12	4	15	1	0	0	0	29		
17	Josh Ojjanwuna	f	2-2	0-0	0-0	0	3	3	2	4	0	2	0	1	20		
02	Jayden Nunn	g	6-13	4-7	0-0	2	0	2	1	16	0	1	0	3	35		
03	Jeremy Roach	g	5-10	1-4	2-4	0	1	1	2	13	2	2	0	0	30		
07	V.J. Edgemoore	g	3-12	1-7	4-6	2	6	8	2	11	5	1	1	1	36		
01	Robert Wright	g	3-4	0-0	4-5	0	1	1	3	10	2	2	0	0	17		
05	Jason Asemota	g	0-1	0-0	0-0	0	0	0	0	0	0	0	0	0	2		
32	Jalen Celestine	g	1-6	1-5	0-0	2	3	5	2	3	2	0	0	1	31		
	Team					0	0	0									

GAME 5 **67** Little Rock **24 43 67 79**
#20/24 ARKANSAS **42 37 79**
 Nov. 22, 2024 • Fayetteville, Ark. • Bud Walton Arena

Little Rock 67 • 3-3

#	Player	Total			3-Ptr			Rebounds			PF	TP	A	TO	Blk	Stl	Min
		FG-FGA	FT-FTA	Off	Def	Tot	FG-FGA	FT-FTA	Off	Def							
05	Mwani Wilkinson	f	5-14	2-8	6-6	3	2	5	5	18	1	2	0	2	37		
21	Ante Beljan	f	2-6	0-0	6-10	1	3	4	4	10	2	2	0	1	31		
32	Tuonghach Gatkek	f	0-1	0-0	0-0	0	0	0	0	0	0	0	0	5			
03	Isaiah Lewis	g	5-14	2-5	1-2	1	5	6	4	13	1	6	0	2	29		
11	Johnathan Lawson	g	5-14	2-8	3-3	3	9	12	3	15	5	3	1	2	40		
00	Christian Hughes	g	3-5	0-1	0-0	3	2	5	1	6	2	1	0	0	30		
10	Caleb Pennyfeather	g	1-3	0-0	1-2	0	1	1	1	3	2	1	0	0	12		
12	Jordan Jefferson	g	1-2	0-0	0-0	0	1	1	1	2	0	2	0	0	15		
13	Kristiyan Popov	g	0-0	0-0	0-0	0	0	0	0	0	0	0	0	1			
Team						2	0	2			2						
Totals			22-59	6-22	17-23	13	23	36	19	67	13	19	1	7	200		
FG % 1st Half:		8-27	29.6%	2nd half:	14-32	43.8%	Game:		22-59	37.3%	Deadball						
3FG % 1st Half:		1-11	9.1%	2nd half:	5-11	45.5%	Game:		6-22	27.3%	Rebounds				0.1		
FT % 1st Half:		7-8	87.5%	2nd half:	10-15	66.7%	Game:		17-23	73.9%							

Arkansas 79 • 4-1

#	Player	Total			3-Ptr			Rebounds			PF	TP	A	TO	Blk	Stl	Min
		FG-FGA	FT-FTA	Off	Def	Tot	FG-FGA	FT-FTA	Off	Def							
03	Adou Thiero	f	7-9	0-1	9-10	2	6	8	4	23	0	5	2	6	29		
44	Zvonimir Ivisic	f	3-5	1-3	3-4	0	3	3	4	10	0	3	2	1	25		
01	Johnehl Davis	g	1-5	0-3	0-0	1	2	3	2	2	2	2	0	2	31		
02	Boogie Fland	g	6-11	3-5	6-7	1	3	4	3	21	7	4	0	3	38		
21	D.J. Wagner	g	4-10	3-6	0-0	0	5	5	1	11	1	3	0	3	39		
11	Karter Knox	g	2-11	0-6	2-4	0	4	4	2	6	1	2	0	0	18		
24	Billy Richmond III	g	2-2	0-0	2-2	1	5	6	4	6	1	0	0	0	20		
Team						3	2	5									
Totals			25-53	7-24	22-27	8	30	38	20	79	12	19	4	15	200		
FG % 1st Half:		18-31	58.1%	2nd half:	7-22	31.8%	Game:		25-53	47.2%	Deadball						
3FG % 1st Half:		4-14	28.6%	2nd half:	3-10	30.0%	Game:		7-24	29.2%	Rebounds				1		
FT % 1st Half:		2-2	100.0%	2nd half:	20-25	80.0%	Game:		22-27	81.5%							

Officials: Jason Deering, William Covington, Mike Nance
 Technical fouls: Little Rock-None. Arkansas-None.
 Attendance: 19200

Score by periods	1st	2nd	Total
Little Rock	24	43	67
Arkansas	42	37	79

Last FG - LR OT2-00:45, AR OT2-00:19.
 Largest lead - LR None, AR by 22 1st-03:46.
 LR led for 00:00. AR led for 48:53. Game was tied for 01:07.

Score tied - 0 times.
 Lead changed - 0 times.

GAME 6 **35** Maryland Eastern Shore **15 20 35 109**
#19/21 ARKANSAS **60 49 119**
 Nov. 25, 2024 • Fayetteville, Ark. • Bud Walton Arena

UMES 35 • 2-7

#	Player	Total			3-Ptr			Rebounds			PF	TP	A	TO	Blk	Stl	Min
		FG-FGA	FT-FTA	Off	Def	Tot	FG-FGA	FT-FTA	Off	Def							
24	Jalen Ware	f	0-5	0-1	1-2	0	4	4	2	1	0	4	0	0	24		
35	Christopher Flippin	f	3-7	0-0	0-0	3	2	5	1	6	0	2	0	0	19		
00	Ketron Shaw	g	3-11	0-2	1-2	0	4	4	0	7	0	3	0	1	26		
03	Evan Johnson	g	0-5	0-5	0-0	0	2	2	2	0	0	4	0	0	22		
05	Cardell Bailey	g	1-7	1-5	0-0	0	3	3	1	3	1	2	1	1	24		
01	Ralph Martino Jr.	g	1-4	0-2	0-0	0	1	1	0	2	1	0	0	0	16		
02	Hassan Perkins	g	0-4	0-1	0-0	0	0	0	0	1	0	0	0	0	12		
04	Kyrell Shaw	g	2-7	2-7	0-0	0	1	1	0	6	1	0	0	0	20		
10	Jose Cuello	g	3-7	1-3	0-0	1	1	2	1	7	0	2	0	0	21		
22	Maurice Vassel	g	1-4	0-0	1-4	2	3	5	1	3	0	0	0	1	16		
Team						1	2	3			2						
Totals			14-61	4-26	3-8	7	23	30	9	35	3	19	1	4	200		
FG % 1st Half:		6-28	21.4%	2nd half:	8-33	24.2%	Game:		14-61	23.0%	Deadball						
3FG % 1st Half:		2-14	14.3%	2nd half:	2-12	16.7%	Game:		4-26	15.4%	Rebounds				5.2		
FT % 1st Half:		1-2	50.0%	2nd half:	2-6	33.3%	Game:		3-8	37.5%							

Arkansas 109 • 5-1

#	Player	Total			3-Ptr			Rebounds			PF	TP	A	TO	Blk	Stl	Min
		FG-FGA	FT-FTA	Off	Def	Tot	FG-FGA	FT-FTA	Off	Def							
03	Adou Thiero	f	4-8	0-2	3-3	1	3	4	1	11	5	1	0	4	26		
44	Zvonimir Ivisic	f	5-8	3-6	1-2	1	5	6	2	14	2	0	3	0	27		
01	Johnehl Davis	g	5-8	4-7	2-2	0	6	6	0	16	4	1	0	2	26		
02	Boogie Fland	g	5-7	2-2	4-4	0	5	5	1	16	6	0	0	1	27		
21	D.J. Wagner	g	5-11	3-7	0-0	1	5	6	0	13	3	0	0	2	25		
04	Trevon Brazile	g	1-2	0-0	0-0	0	1	1	2	2	1	0	1	0	12		
05	Casmir Chavis	g	1-3	0-0	0-0	0	1	1	0	2	0	1	0	0	6		
08	Melo Sanchez	g	0-1	0-1	0-0	0	0	0	0	0	0	0	0	0	2		
11	Karter Knox	g	8-14	3-8	2-2	1	5	6	2	21	1	0	1	0	24		
14	Ayden Kelley	g	0-2	0-1	0-0	0	1	0	0	0	0	0	0	0	2		
24	Billy Richmond III	g	6-8	0-0	2-4	3	6	9	2	14	1	1	0	0	21		
25	Kareem Watkins	g	0-0	0-0	0-0	0	1	1	0	0	0	0	0	0	2		
Team						1	2	3									
Totals			40-72	15-34	14-17	9	40	49	10	109	23	4	5	9	200		
FG % 1st Half:		22-33	66.7%	2nd half:	18-39	46.2%	Game:		40-72	55.6%	Deadball						
3FG % 1st Half:		7-13	53.8%	2nd half:	8-21	38.1%	Game:		15-34	44.1%	Rebounds				1		
FT % 1st Half:		9-11	81.8%	2nd half:	5-6	83.3%	Game:		14-17	82.4%							

Officials: Matt Jarman, Ron Groover, Don Daily
 Technical fouls: UMES-None. Arkansas-None.
 Attendance: 19200

Score by periods	1st	2nd	Total
UMES	15	20	35
Arkansas	60	49	109

Last FG - UMES OT-01:53, AR OT-02:25.
 Largest lead - UMES None, AR by 75 OT-03:58.
 UMES led for 00:00. AR led for 44:44. Game was tied for 00:16.

Score tied - 0 times.
 Lead changed - 0 times.

GAME 7 **90** RV/RV Illinois **49 41 90 77**
#19/21 ARKANSAS **34 43 77**
 Nov. 28, 2024 • Kansas City, Mo. • T-Mobile Center

Illinois 90 • 6-1

#	Player	Total			3-Ptr			Rebounds			PF	TP	A	TO	Blk	Stl	Min
		FG-FGA	FT-FTA	Off	Def	Tot	FG-FGA	FT-FTA	Off	Def							
03	Ben Humrichous	f	3-4	3-4	0-0	1	1	2	4	9	1	0	0	1	29		
13	Tomislav Ivisic	c	7-14	6-9	1-2	0	10	10	5	21	2	2	3	2	30		
04	Kylan Boswell	g	6-10	1-4	5-7	1	4	5	2	18	6	3	1	1	31		
22	Tre White	g	0-1	0-1	0-0	0	2	2	0	0	0	0	0	1	11		
32	Kasparas Jakucionis	g	7-13	2-5	7-8	2	4	6	3	23	4	5	0	0	34		
00	Carey Booth	g	0-0	0-0	0-0	0	0	0	0	0	0	0	0	0	1		
02	Dra Gibbs-Lawhorn	g	2-3	1-2	0-0	0	1	1	0	5	0	0	0	0	13		
07	Will Riley	g	2-9	1-5	0-1	0	0	0	0	5	2	0	0	1	30		
15	Jake Davis	g	1-1	1-1	0-0	0	0	0	3	3	1	0	0	0	6		
21	Morez Johnson Jr.	g	2-2	0-0	2-4	1	3	4	3	6	0	0	0	2	15		
Team						1	3	4			1						
Totals			30-57	15-31	15-22	6	28	34	22	90	16	11	4	7	200		
FG % 1st Half:		16-29	55.2%	2nd half:	14-28	50.0%	Game:		30-57	52.6%	Deadball						
3FG % 1st Half:		9-16	56.3%	2nd half:	6-15	40.0%	Game:		15-31	48.4%	Rebounds				5		
FT % 1st Half:		8-12	66.7%	2nd half:	7-10	70.0%	Game:		15-22	68.2%							

Arkansas 77 • 5-2

#	Player	Total			3-Ptr			Rebounds			PF	TP	A	TO	Blk	Stl	Min
		FG-FGA	FT-FTA	Off	Def	Tot	FG-FGA										