



UTSA ROADRUNNERS BASKETBALL

ATHLETICS COMMUNICATIONS CONTACT: Michael Stambaugh (michael.stambaugh@utsa.edu; C: 785-979-5721)

| NOVEMBER (3-3) | | |
|--|---------------------------|-----------|
| 4 | TRINITY (TX) (ESPN+) | W, 103-77 |
| 9 | NORTH DAKOTA (ESPN+) | POSTPONED |
| 12 | at Bradley (ESPN+) | L, 72-85 |
| 16 | LITTLE ROCK (ESPN+) | L, 64-82 |
| <i>Trojan Turkey Tipoff - Troy, Ala.</i> | | |
| 25 | at Troy (ESPN+) | L, 72-86. |
| 27 | vs. Merrimack (N) (/) | W, 76-74 |
| 30 | HOUSTON CHRISTIAN (ESPN+) | W, 78-71 |

| DECEMBER (0-1) | | |
|----------------|---|-----------|
| 3 | at (RV) Saint Mary's [CA] (ESPN+) | L, 74-82 |
| 7 | at (RV) Arkansas (SEC+) | 1 p.m. |
| 15 | at North Dakota (SUMMIT LEAGUE NETWORK) | 2 p.m. |
| 19 | SOUTHWESTERN ADVENTIST (ESPN+) | 12 P.M. |
| 29 | at Army West Point (TBA) | 2 p.m. CT |

| JANUARY (0-0) | | |
|---------------|------------------------------|-----------|
| 4 | at Tulane* (ESPNU) | 5 p.m. |
| 7 | TULSA* (ESPN+) | 7 P.M. |
| 11 | WICHITA STATE* (ESPN+) | 3 P.M. |
| 14 | at Rice* (ESPN+) | 7 p.m. |
| 18 | NORTH TEXAS* (ESPN+) | 3 P.M. |
| 21 | at UAB* (ESPN+) | 6:30 p.m. |
| 25 | TEMPLE* (ESPN+) | 3 P.M. |
| 29 | at Florida Atlantic* (ESPN+) | 6 p.m. |

| FEBRUARY (0-0) | | |
|----------------|---------------------------|-----------|
| 1 | at North Texas* (ESPN+) | 5 p.m. |
| 5 | TULANE* (ESPN+) | 7 P.M. |
| 8 | EAST CAROLINA* (ESPNU) | 7 P.M. |
| 12 | at Wichita State* (ESPN+) | 6:30 p.m. |
| 15 | at Tulsa* (ESPNU) | 5 p.m. |
| 19 | SOUTH FLORIDA* (ESPN+) | 7 P.M. |
| 24 | at East Carolina* (ESPN+) | 1 p.m. |

| MARCH (0-0) | | |
|-------------|---|--------|
| 2 | Rice* (ESPN+) | 5 p.m. |
| 4 | Memphis* (ESPN+) | 6 p.m. |
| 9 | at Charlotte* (ESPN+) | 3 p.m. |
| 12-16 | The American Championships Fort Worth, Texas (Dickies Arena) | |

HOME GAMES AT THE CONVOCATION CENTER
 ^ - Trojan Turkey Tipoff (Troy, Alabama - Trojan Arena)
 * - American Athletic Conference Game

All times CENTRAL
 Dates and times subject to change

THE UTSA BASKETBALL SHOW

SHOW DATES

Hosted by Andy Everett, **The UTSA Basketball Show** airs on select days during the American Athletic Conference season. Fans can join the show live at the **Chicken N Pickle**, on the east side of I-10 off UTSA Blvd (5215 UTSA Boulevard, 78249) via a live stream on the UTSA Athletics Facebook page, or tune in to The Sports Radio AM 760 The Ticket and Ticket760.com and everywhere fans want to listen via the free all-in-one iHeartRadio app.

| | | | | |
|---------|---------|---------|---------|----------|
| Jan. 6 | Jan. 23 | Feb. 3 | Feb. 17 | March 5 |
| Jan. 16 | Jan. 27 | Feb. 10 | Feb. 26 | March 17 |



UTSA ROADRUNNERS

(3-4, 0-0 American Athletic Conference)

at



ARKANSAS RAZORBACKS

(6-2, 0-0 Southeastern Conference)

1 p.m. CT • December 7, 2024 • SEC+
 Bud Walton Arena • Fayetteville, Ark.

HEADLINES AND STORYLINES

- Meeting for the seventh time and first since 2018, UTSA and Arkansas met in San Antonio for UTSA's first program game, a 71-42 loss at the Hemisfair Arena in 1981.
- UTSA is in its 44th season of competition, first year under Austin Claunch and competing in its second season as a member of the American Athletic Conference.
- Austin Claunch was announced as the seventh UTSA men's basketball coach on March 17, 2024, succeeding Steve Henson after eight seasons and a 110-144 record at UTSA.
- Coming fresh from an Assistant Coach job at Final Four performer, No. 3 Alabama, Claunch spent 5 years at Nicholls State in Thibodaux, La., earning back-to-back Southland Conference titles (2020-22), 2020-21 SLC Coach of the Year and a 90-61 record.
- The Roadrunners finished 11-21 last season, 5-13 in American Athletic Conference play and exited the AAC Championships in the first round with a loss to Temple.
- In addition to Claunch at the helm, the Roadrunners welcome 5 new assistant coaches, 2 new support staff, 2 new graduate assistants and 15 new players on 16-man roster.
- UTSA's lone returner and the 1% of minute continuity is Leander, Texas guard Nazar Mahmoud, who played 14 GM, he is averaging 4.9 ppg, 2.2 rpg this season in 10.8 mpg.
- UTSA is 3-4, rallying past opponent leads in back-to-back games for 2 straight wins. Roadrunners made two comebacks at Saint Mary's to rally from 23-down into OT but fell short.
- UTSA ranks 10th nationally in steals with 10.6 through 7 games, 30th in turnovers (16.0).
- The Roadrunners are 4th in the NCAA with an AAC-high 82.1% at the free throw line.
- Primo Spears is 5th in the NCAA with 23.7 ppg and 6 games of 20+ in 7 outings.
- Forward Raekwon Horton ranks 64th in the NCAA and 2nd in AAC with 2.17 spg.
- Jonnivius Smith leads the AAC and ranks 18th nationally with 2.33 blocks per game.
- Shooting 40.5% from the arc with 87 threes (3.2/gm), Damari Monsanto led the ACC in 2022-23 while at Wake Forest. He put away 3 treys at USC. Monsanto currently leads the AAC with an NCAA 37th-ranked 3.17 threes per game.
- Newcomers collectively averaged 43.3% field goal shooting with indiv. averages of 7.8 ppg, 3.6 rpg and 1.4 apg in an average of only 20.4 minutes per game last season.
- The newcomers arrived with a combined 252 games of DI experience from 20 schools, which is an average of 2.28 years and 81st nationally.

SETTING THE SCENE

Live Video/TV SEC+
 Brett Dolan (play-by-play)
 Manny Watkins (color commentator)

Radio Sports Radio AM 760 The Ticket
 Andy Everett (play-by-play)

Pregame show starts 30 minutes before tipoff

Series vs. Arkansas: 0-6
Last Meeting: Dec. 15, 2018 (n), L, 67-79
 Verizon Arena, North Little Rock, Ark.

UTSA HEAD COACH AUSTIN CLAUNCH

(Emory, 2012)

Career Record: 93-65 (.589) (6th season)
UTSA Record: 3-4 (1st season)
Record vs. Arkansas: 0-0

ARKANSAS HEAD COACH JOHN CALIPARI

(Clarion, 1982)

Career Record: 819-263 (33rd season)
Arkansas Record: 6-2
Record vs. UTSA: 0-0

WE ARE UTSA

When referencing University of Texas at San Antonio Athletics, PLEASE USE THE ACRONYM **UTSA** AND THE NICKNAME **ROADRUNNERS**. Please refrain from using UT-San Antonio, Texas-San Antonio, UT-SA, or any other variation. UTSA's current branding standards use the Roadrunner head as its primary logo. Please refrain from using "stacked" UTSA logo.



@UTSAMBB

2024-25 UTSA ROADRUNNERS AT A GLANCE

| Potential Starters | Pos. | Ht. | Wt. | Cl.-Exp. | Hometown | G-GS | PTS | RB | Player Notes |
|--------------------|------|------|-----|----------|----------------------|------|------|-----|---------------------------------|
| 4 Marcus Millender | PG | 5-11 | 180 | So.-TR | Houston, Texas | 7-7 | 12.3 | 2.9 | So. Ala transfer: 3.4 apg CAR |
| 1 Primo Spears | G | 6-3 | 185 | Sr.-TR | Hartford, Conn. | 7-7 | 23.7 | 2.0 | CAR: 14.1 ppg, 3.6 apg, 1.3 spg |
| 21 Damari Monsanto | G | 6-6 | 225 | Gr.-TR | Pembroke Pines, Fla. | 6-6 | 10.3 | 4.5 | WF transfer: led ACC in 3FG |
| 5 Raekwon Horton | F/G | 6-6 | 215 | Sr.-TR | Santee, S.C. | 6-6 | 9.5 | 6.7 | CoF/JMU transfer: .452 CAR FG% |
| 6 Mo Njje | C | 6-11 | 250 | Sr.-TR | Centerville, Ohio | 6-5 | 4.0 | 3.8 | SMU transfer: .582 CAR FG% |

| Key Reserves | Pos. | Ht. | Wt. | Cl.-Exp. | Hometown | G-GS | PTS | RB | Player Notes |
|--------------------|------|------|-----|----------|-------------------|------|-----|-----|-----------------------------------|
| 3 Tai'Reon Joseph | G | 6-3 | 180 | r-Sr.-TR | Baton Rouge, La. | 0-0 | - | - | SU transfer: 20.5 ppg in 23-24 |
| 15 Jonnivius Smith | F/C | 6-9 | 200 | r-Sr.-TR | Selma, Ala. | 6-0 | 6.5 | 9.7 | Buffalo transfer: .565 FG% CAR |
| 2 Jaquan Scott | F/C | 6-8 | 230 | Sr.-TR | Dallas, Texas | 4-4 | 8.0 | 5.8 | MSU TR: SLCC 11.8 ppg, 7.0 rpg |
| 88 Skylar Wicks | G/F | 6-6 | 190 | r-Sr.-TR | Jersey City, N.J. | 6-1 | 2.3 | 1.9 | UIW Tsr: 13.7 ppg/1.8 apg |
| 0 Nazar Mahmoud | G | 6-5 | 195 | So.-1L | Leander, Texas | 7-0 | 5.3 | 2.2 | Lone Ret. Player: 2.9 ppg CAR |
| 7 Paul Lewis | G | 6-2 | 180 | Jr.-TR | Woodbridge, Va. | 2-0 | 3.5 | 1.0 | Vandy TR: 1.0 apg |
| 14 David Hermes | F/C | 6-10 | 225 | Jr.-TR | Stockholm, Sweden | 4-0 | 0.5 | 0.0 | Indian Hills CC Transfer/Syria NT |





Head Coach

Austin Claunch

UG: Emory • 2012 / Masters: Clemson • 2015
 3-4 UTSA Record (First Season)
 93-65 Career Record (Six Seasons)

X @AustinClaunch05
 Instagram @coachclaunch

Austin Claunch was announced by UTSA Vice President for Intercollegiate Athletics Lisa Campos on Sunday, March 17, 2024, as the seventh head coach of the Roadrunners' men's basketball program. Claunch enters his first season leading UTSA following one season as an assistant coach at nationally-ranked Alabama and a very successful head coaching stint at Nicholls State that produced back-to-back conference titles.

"I am extremely excited to welcome Austin Claunch as our next head men's basketball coach," Campos said at the announcement of his hiring. "He had great success as the head coach at Nicholls and has gained valuable experience at some of the top programs in the country. He has high energy, a relentless work ethic and a strong basketball IQ. What really stood out to me is that when we talked to people about Austin, what kept coming up time and again was his unique ability to connect with people from all backgrounds and build great relationships. He is completely aligned with my vision and our values as a department and an institution. He will be a terrific leader of our student-athletes and I am confident he will elevate our program to new heights."

In his lone season with Alabama, Claunch has helped the Crimson Tide to a 21-11 record and an Associated Press Top-25 national ranking. Alabama sat at No. 9 in the NCAA NET rankings heading into the 2024 NCAA Tournament.

"This is genuinely a dream come true being from Texas and growing up in this state," Claunch said. "I take a lot of pride in being a Texan and knowing the passion of the community as a whole. The potential of the UTSA program really excites me. I think we can be really good for a long time, but I don't think it will take a long time to be really good. I want to thank Dr. Eighmy, Dr. Campos and the whole administration for this opportunity. I am ready to get to work."

In five seasons as the head coach at Nicholls, Claunch won 90 games, recorded a pair of 20-win seasons and directed the Colonels to Southland Conference regular-season championships in 2021 and 2022. He was the 2020-21 Southland Conference Coach of the Year. Claunch served as the youngest head coach at the NCAA Division I level for three seasons (2018-21) and was named to ESPN's 40 under 40 list for collegiate men's basketball coaches in 2020.

In Claunch's second year as the Nicholls head coach, he took a team that was projected to finish 11th in the Southland Conference and secured 21 wins, marking just the fourth 20-win season in program history at the time. That season included a win against Atlantic Coast Conference foe Pittsburgh.

In 2020-21, Claunch led his team to the outright Southland Conference crown with a 14-2 league tally. He coached three All-Southland honorees that season, including first-team selection and Newcomer of the Year Ty Gordon. A year later, he directed his squad to its second consecutive Southland Conference regular-season title and the program's first-ever appearance in the National Invitation Tournament. Despite losing nearly 70 percent of the team's scoring from the year prior, Claunch's Colonels notched a 21-win season. In 2022, Gordon became just the second player in school history to be named Southland Conference Player of the Year.

Prior to taking over the head coaching position at Nicholls, Claunch spent two years as an assistant coach for the Colonels under current South Alabama head coach Richie Riley. He worked closely with Riley on offensive and defensive schemes and game plans and coordinated all basketball camps. Claunch was part of an historic 2017-18 campaign that included the most wins (21) since 1995 and the best Southland Conference record (15-3) since 1998. Among the players he worked with daily were guards Roddy

Peters (SLC Newcomer of the Year, First Team SLC), Jahvaughn Powell (All-SLC Defensive Team), Lafayette Rutledge (Single-season three-point record holder) and Tevon Saddler (All-SLC Second Team).



Claunch spent three seasons at Clemson, two as a graduate manager and one as an assistant coach, where he primarily coordinated video services for the Tigers. Prior to joining Clemson, he spent the 2012-13 season as Director of Player Development at George Mason.

Claunch was born in Buenos Aires, Argentina, and raised in Houston, Texas. He played high school basketball at Strake Jesuit College Preparatory as a three-year starter and a two-time team captain. Claunch was a two-time recipient of Strake's Kenneth McGregor Award, based on his leadership and dedication on and off the court.

He holds a bachelor's degree in political science with a minor in religion from Emory in 2012. Claunch earned a master's degree in human resource development from Clemson in August 2015.

Claunch was a four-year starter and two-time captain at NCAA Division III member Emory University from 2008-12. He ranks first in Emory history in career assists (580), assists per game (5.8) and minutes played (3,132). He was a three-time All-Conference First Team honoree at Emory and a member of the University Athletic Association's 25th Anniversary Team.

The Claunch File

COACHING EXPERIENCE

- 2024-Present: Head Coach, UTSA
- 2023-2024: Assistant Coach, Alabama
- 2018-23: Head Coach, Nicholls
- 2016-18: Assistant Coach, Nicholls
- 2015-16: Assistant Coach, Clemson
- 2013-15: Graduate Manager, Clemson
- 2012-13: Director of Player Development, George Mason

ACCOLADES

- 2020-21 Southland Conference Coach of the Year
- Back-to-back Southland Regular Season Champions (2020-21, 2021-22)
- Named to ESPN 40 Under 40 in 2020
- Youngest head coach in DI Men's Basketball for three seasons (2018-21)
- 2022 NIT postseason tournament appearance, the first for the program.

COLLEGIATE PLAYING EXPERIENCE

2008-12: Emory

PERSONAL DATA

Hometown: Houston, Texas

Claunch Career Year-by-Year

| NICHOLLS | OVR | OVR% | CONF | CONF% | CONF FIN |
|----------------------|--------------|-------------|--------------|-------------|-----------|
| 2018-19 | 14-17 | .452 | 7-11 | .389 | T-9TH SLC |
| 2019-20 | 21-10 | .677 | 15-5 | .750 | T-2ND SLC |
| 2020-21 | 18-7 | .720 | 14-2 | .875 | 1ST SLC |
| 2021-22 | 21-12 | .636 | 11-3 | .786 | 1ST SLC |
| 2022-23 | 16-15 | .516 | 11-7 | .611 | 4TH SLC |
| UTSA | OVR | OVR% | CONF | CONF% | CONF FIN |
| 2024-25 | 3-4 | .429 | 0-0 | .000 | - |
| CAREER TOTALS | 93-65 | .589 | 58-28 | .674 | |




2024-25 UTSA VISUAL ROSTER



0

NAZAR MAHMOUD
G • 6-5 • 190 • SO.-1L
LEANDER, TEXAS



1

PRIMO SPEARS
G • 6-3 • 190 • SR.-TR
HARTFORD, CONN.



2

JAQUAN SCOTT
F/C • 6-8 • 230 • SR.-TR
DALLAS, TEXAS




3

TAI'REON JOSEPH
G • 6-3 • 170 • SR.-TR
BATON ROUGE, LA.



4

MARCUS MILLENDER
PG • 5-11 • 175 • SO.-TR
HOUSTON, TEXAS




5

RAEKWON HORTON
F/G • 6-6 • 210 • SR.-TR
SANTEE, S.C.




6

MO NJIE
C • 6-11 • 275 • SR.-TR
CENTERVILLE, OHIO



7

PAUL LEWIS
G • 6-2 • 170 • JR.-TR
WOODBRIIDGE, VA.



12

DAMARI MONSANTO
G • 6-6 • 230 • GR.-TR
PEMBROKE PINES, FLA.



13

L.J. BROWN
G • 6-1 • 180 • SR.-TR
SAN ANTONIO, TEXAS



14

DAVID HERMES
F/C • 6-10 • 240 • JR.-TR
STOCKHOLM, SWEDEN



15

JONNIVIUSS SMITH
F/C • 6-9 • 210 • R-SR.-TR
SELMA, ALA.




24

BABOUCARR NJIE
G • 6-5 • 200 • FR.-HS
CENTERVILLE, OHIO




25

JACKSON FAZANDE
F • 6-3 • 255 • R-FR.-TR
HOUSTON, TEXAS




30

ZACH GONSOU LIN
G • 6-1 • 165 • R-SO.-TR
HOUSTON, TEXAS




88

SKYLAR WICKS
G/F • 6-6 • 190 • R-SR.-TR
JERSEY CITY, N.J.



AUSTIN CLAUNCH
HEAD COACH



NICK BOWMAN
ASSISTANT COACH




JOEY BROOKS
ASSISTANT COACH
(GENERAL MANAGER)




TREVOR DeLODACH
ASSISTANT COACH
(RECRUITING COORDINATOR)




JOSEPH JONES
ASSISTANT COACH




ROBBY BENEVIDES
ASSISTANT COACH
(OPERATIONS)



ALEX CATT
VIDEO COORDINATOR




PIERCE SPENCER
GRADUATE ASSISTANT



TYREASE TERRELL
GRADUATE ASSISTANT



JIANA HOOK
ATHLETIC TRAINER



TYLER McCULLOCH
SPORTS PERFORMANCE



MICHAEL STAMBAUGH
ATHLETIC COMMUNICATIONS





**AMERICAN ATHLETIC CONFERENCE
WEEK 6 STANDINGS (12/6)**

rankings: [AP/USAT] | predicted finish/first-place votes in (##)

| # | Institution | AAC | Overall |
|-----|--|-----|---------|
| 1. | [16/15] Memphis (2/4) Wichita State (4) | 0-0 | 7-1 |
| 3. | East Carolina (9) Rice (13) | 0-0 | 7-2 |
| 5. | North Texas (7) | 0-0 | 6-2 |
| 6. | South Florida (3) | 0-0 | 5-3 |
| 7. | Charlotte (8) Temple (6) | 0-0 | 4-3 |
| 9. | Florida Atlantic (5) | 0-0 | 5-5 |
| 10. | Tulane (t-11) Tulsa (10) UAB (1/9) | 0-0 | 4-5 |
| 13. | UTSA (t-11) | 0-0 | 3-4 |



UTSA QUICK FACTS

GENERAL INFORMATION

Name of Institution: The University of Texas at San Antonio
Preferred Institution Reference: UTSA
Location: San Antonio, Texas
Founded: 1969
Enrollment: 35,900
Nickname: Roadrunners
School Colors: Navy Blue (PMS 289), Orange (PMS 1665) & White
Arena (Capacity): Convocation Center (2,650)
Year Opened: 1975
Conference: American Athletic Conference
President: Dr. Taylor Eighmy (Tufts, 1980)
Director of Athletics: Dr. Lisa Campos (Colorado State)
Athletic Department Phone: 210.458.4444
Ticket Office Phone: 210.458.UTSA (8872)

TEAM INFORMATION

2023-34 Overall Record: 11-21
Home: 7-9
Away: 4-11
Neutral: 0-1

Conference Record/Finish: 5-13/14th

Lettermen Returning/Lost: 1/12

Starters Returning/Lost: 0/5

Newcomers: 15

HISTORY

First Year of Basketball: 1981-82

All-Time Record: 625-658 (.487)

All-Time Conference Record (pct.): 330-331 (.499)

Conference Regular Season Championships: 3

1990-91 (Trans America Athletic Conference)

1991-92 (Southland Conference) • 2003-04 (Southland)

Conference Tournament Championships: 4

1988 (Trans America Athletic Conference) • 1999 (Southland

Conference) • 2004 (Southland) • 2011 (Southland)

NCAA Tournament Appearances/Record: 4/1-4 (.200)

1988 • 1999 • 2004 • 2011

Last NCAA Postseason Opponent/Result: 2011

Lost to No. 1 seed Ohio State, 75-46 (March 18, 2011)

2024-25 UTSA ROADRUNNERS

| No. | Name | Pos. | Ht. | Wt. | Yr.-Exp. | Hometown/Most Recent Previous School |
|-----|------------------|------|------|-----|----------|---|
| 0 | Nazar Mahmoud | G | 6-5 | 190 | So.-1L | Leander, Texas/Spring Creek Academy |
| 1 | Primo Spears | G | 6-3 | 190 | Sr.-TR | Hartford, Conn./Florida State |
| 2 | Jaquan Scott | F/C | 6-8 | 230 | Sr.-TR | Dallas, Texas/Mississippi State |
| 3 | Tai'Reon Joseph | G | 6-3 | 170 | R-Sr.-TR | Baton Rouge, La./Southern |
| 4 | Marcus Millender | PG | 5-11 | 175 | So.-TR | Houston, Texas/South Alabama |
| 5 | Raekwon Horton | F/G | 6-6 | 210 | Sr.-TR | Santee, S.C./James Madison |
| 6 | Mo Njie | C | 6-11 | 275 | Sr.-TR | Centerville, Ohio/SMU |
| 7 | Paul Lewis | G | 6-2 | 170 | Jr.-TR | Woodbridge, Va./Vanderbilt |
| 12 | Damari Monsanto | G | 6-6 | 230 | Gr.-TR | Pembroke Pines, Fla./Wake Forest |
| 13 | LJ Brown | G | 6-1 | 180 | Sr.-TR | San Antonio, Texas/Presentation College |
| 14 | David Hermes | F/C | 6-10 | 240 | Jr.-TR | Stockholm, Sweden/Indian Hills CC |
| 15 | Jonnivius Smith | F/C | 6-9 | 210 | R-Sr.-TR | Selma, Ala./Buffalo |
| 24 | Baboucarr Njie | G/F | 6-5 | 200 | Fr.-HS | Centerville, Ohio/Centerville HS |
| 25 | Jackson Fazande | F | 6-3 | 255 | R-Fr.-TR | Houston, Texas/St. Mary's (TX) |
| 30 | Zach Gonsoulin | G | 6-1 | 165 | R-So.-TR | Houston, Texas/TCU |
| 88 | Skylar Wicks | G/F | 6-6 | 190 | R-Sr.-TR | Jersey City, N.J./Incarnate Word |

Head Coach: Austin Claunch (First Season • Emory, 2012)

Assistant Coach: Nick Bowman (First season • Eastern Kentucky, 2011)

Assistant Coach/General Manager: Joey Brooks (First season • Notre Dame, 2013)

Assistant Coach/Recruiting Coordinator: Trevor DeLoach (First season • UNC Wilmington, 2011)

Assistant Coach: Joseph Jones (First season • Texas A&M, 2008)

Assistant Coach/Operations: Robby Benevides (First season • St. Mary's, 2018)

Graduate Assistant: Pierce Spencer (First Season • Milwaukee, 2024)

Graduate Assistant: Tyrease Terrell (First Season • Nicholls State, 2023)

Video Coordinator: Alex Catt (First season • Lamar, 2022)

Athletic Trainer: Jiana Hook (Fourth season • San Diego State, 2016)

Sports Performance Coach: Tyler McCulloch (First season • Colorado, 2015)

PRONUNCIATION GUIDE

| | | | |
|----|---|----|--|
| 25 | Jackson Fazande - fuh-ZAND (like Sand) | 12 | Damari Monsanto - Duh-Mah-ree / MAWN-SAWN-toe |
| 30 | Zach Gonsoulin - GONE-soo-lyn | 24 | Baboucarr Njie - Bah-boo-CAR / Jye (Like Dye) |
| 14 | David Hermes - HER-MEZ | 6 | Mo Njie - Jye (Like Dye) |
| 5 | Raekwon Horton - Ray-KWAN | 2 | Jaquan Scott - Juh-KWAN |
| 3 | Tai'Reon Joseph - TY-ree-on | 15 | Jonnivius Smith - Jo-NY-VEE-US |
| 0 | Nazar Mahmoud - Nuh-ZAHR / MAWK-mood | | |
| 4 | Marcus Millender - Mill-ender | | |

SETTING THE STAGE

- Coming off a massive comeback and overtime setback at the highest-rated opponent to date at Saint Mary's, UTSA (3-4) will complete its toughest week of the non-conference schedule, traveling to Fayetteville, Arkansas to face RV Arkansas (6-2) on Saturday.
- Saturday's seventh program meeting between the Razorbacks and Roadrunners will be streamed on SEC+.

SERIES HISTORY WITH ARKANSAS

- The first meeting between these teams with Austin Claunch at UTSA's helm, but he has also never faced the Razorbacks or John Calipari.
- UTSA is 0-6 since facing Arkansas in the program's very first game in 1981 – a 71-42 loss at the Hemisfair Arena downtown.
- In the last meeting, Dec. 15, 2018, UTSA fell 79-67, despite taking a second-half lead with Jhivvan Jackson scoring 20 and Keaton Wallace with 19 during the loss at North Little Rock's Verizon Arena.

SCOUTING THE ARKANSAS RAZORBACKS

- With the big offseason news of legendary head coach Calipari's move to Fayetteville and a strong transfer class, the expectations are riding high for the Razorbacks – who are receiving votes in the AP Poll and are 49th in the NET rankings at 6-2.
- Outside of losses to TCU and Baylor, Arkansas has faced smaller-conference opposition, including mutual foes, Little Rock and Troy.
- A hot-shooting, fast-paced squad, Arkansas ranks 18th in fast break points (17.25), 21st in steals per game (10.0) and 26th in field goal percentage (49.8). Meanwhile, the Razorbacks limit opponents to 40.4 percent shooting and 64.8 ppg.
- Kentucky transfer Adou Thiero leads the squad at the bucket and on the boards, racking up 17.6 ppg and 5.6 rpg, along with 2.5 spg. McDonald's All-American freshman Boogie Fland has been delivering as a rookie, starting every game and scoring 16.1 ppg, while doling out 5.0 assists on average. Rounding out the top-scoring trio, Kentucky transfer Zvonimir Ivišić has 12.0 ppg, 4.0 rpg and a team-high 2.6 blocks per outing.



GAME 8 AT (RV) ARKANSAS // DECEMBER 7 //

LAST GAME OUT

SAINT MARY'S 84, UTSA 72 (1 OT) // DECEMBER 3, 2024 // MORAGA, CALIFORNIA // UNIVERSITY CREDIT UNION PAVILION

MORAGA, Calif. – Fueled by Marcus Millender's 21 points and 24 more from Primo Spears the UTSA men's basketball team (3-4) came roaring back in the second half at (RV) Saint Mary's (8-1) on Tuesday at University Credit Union Pavilion, pushing the Gaels into overtime before falling short in a heartbreaker, 82-74, after nearly shocking SMC following a 23-point comeback.

With prominent west coast powerhouse Saint Mary's entering the game at No. 24 in the latest NET rankings and receiving votes in the Associated Press Poll, the Gaels took the Roadrunners to task early. Though Spears gave UTSA an early lead with a three in the opening moments, Saint Mary's claimed a 30-7 starting margin to open the game, as UTSA went 2-for-16 from the field through the first 12 minutes of action. Making the comeback task even taller, the Roadrunners were whistled for 12 of their 13 first-half fouls in the first 13 minutes of action.

Trailing by 23, Millender pulled up from beyond the arc and halted UTSA's scoring drought at 7:44 and scored on the next time up the court. Jonnivius Smith grabbed a steal and added a dunk, then Millender crowded the Gaels on the press and pushed the ball ahead to Spears for the layup as the Roadrunners got in business with an 11-1 run. The Gaels and Roadrunners traded scores as the half expired and went into the break with a 39-25 SMC advantage.

The Roadrunners methodically chipped away at the deficit in the second half, beginning their first rally attempt as Damari Monsanto dropped back-to-back triples that trimmed the SMC advantage to nine points in the first three minutes of the half. However, Saint Mary's pushed back and reestablished a 19-point lead just five minutes later. As UTSA ramped up its defensive effort, Millender took over once again, using Monsanto's steal for a fast break layup to end a scoreless stretch – following up with a three off his own steal and another swipe and score layup the next two trips up the floor, sparking the Roadrunners once again. Monsanto drained a second-chance three that brought the deficit to seven with 6:11 remaining as UTSA outscored Saint Mary's 21-3 over a seven-minute rush.

With just 2:12 on the regulation clock, Spears hit back-to-back free throws against the full audible force of the Saint Mary's crowd, tying the game at 63-all. The Roadrunners had the opportunity for the lead after pressing Jordan Ross into firing the ball into the front row to avoid a backcourt, but the next UTSA shot was off target. Ross got a shot at redemption on the other end, making just the front end of a one-and-one, but Luke Barrett put down the second-chance shot to go back up three. Millender drove the lane with 30 seconds on the clock and then fouled Ross on the inbound. Again, Ross made just one free throw, but this time Monsanto snatched the board. Coming out of a time out, Spears delivered with a pull-up fade that knotted the score at 67 with 6.7 seconds remaining. The defensive effort sent the game to overtime as Ross' final attempt fell shy of the bucket with time expiring.

In the extra period, the Gaels scored on three consecutive possessions, while the Roadrunners couldn't keep their offensive momentum going. Both Spears and Smith cut the lead to three in back-to-back opportunities, but a converted foul on Mitchell Saxon's layup with 1:44 left essentially closed the door on UTSA's third comeback as Saint Mary's finished the job at the line to secure the 82-74 win. Millender notched a season-high 21 points on 9-of-17 shooting, adding three rebounds, three assists and three steals. With 24 points, Spears secured his sixth game of 20+ in seven games, going 6-of-6 at the line and registering three assists. It's the first time this season for UTSA with two players over 20 points. In his first game back since Nov. 16, Jaquan Scott racked up a career-high 14 rebounds, in addition to nine points. Going toe-to-toe with one of the top rebounding teams in the country, UTSA tied Saint Mary's with a 46-46 split on the boards



Official Basketball Box Score - Final
UTSA at Saint Mary's (CA)
 12/03/24 UCU Pavilion, Moraga, Calif.
 2024-25 Men's Basketball

Game Time: 7:00 PM
 Game Duration: 2:21
 Attendance: 3,015

Officials: Tony Padilla, Mark Fulton, Justin Shamion

UTSA - 74

Record: 3-4

| NO. | Name | Min | FG | | | 3P | | | FT | | | Rebounds | | | Fouls | | TP | AS | TO | ST | Blocks | | +/- |
|---------------|------------------|---------|-------|------|-------|----|----|-----|----|----|----|----------|-----|----|-------|---|----|----|----|----|--------|----|-----|
| | | | M-A | M-A | M-A | OR | DR | TOT | PF | FD | OR | DR | TOT | BS | BA | | | | | | | | |
| 5 | Raekwon Horton | F 32:09 | 0-3 | 0-2 | 1-2 | 5 | 2 | 7 | 4 | 2 | 1 | 1 | 1 | 4 | 1 | 1 | 4 | 1 | 0 | 0 | 0 | -4 | |
| 6 | Mo Njie | C 10:38 | 1-1 | 0-0 | 2-2 | 1 | 2 | 3 | 4 | 1 | 4 | 0 | 1 | 0 | 0 | 0 | 0 | 0 | 0 | 0 | 0 | -9 | |
| 1 | Primo Spears | G 40:16 | 8-20 | 2-5 | 6-6 | 0 | 0 | 0 | 4 | 3 | 24 | 3 | 2 | 1 | 0 | 1 | 1 | 0 | 1 | 1 | -2 | | |
| 4 | Marcus Millender | G 42:11 | 9-17 | 3-5 | 0-3 | 1 | 2 | 3 | 4 | 4 | 21 | 3 | 2 | 3 | 0 | 3 | 2 | 3 | 0 | 3 | -2 | | |
| 12 | Damari Monsanto | G 29:13 | 3-14 | 3-12 | 0-0 | 0 | 5 | 5 | 0 | 1 | 9 | 1 | 0 | 1 | 0 | 1 | 0 | 1 | 1 | 0 | -1 | | |
| 2 | Jaquan Scott | 24:39 | 2-7 | 1-2 | 4-4 | 8 | 6 | 14 | 5 | 4 | 9 | 0 | 2 | 1 | 0 | 1 | 0 | 1 | 0 | 1 | 5 | | |
| 24 | Baboucarr Njie | 04:51 | 0-0 | 0-0 | 0-0 | 1 | 0 | 1 | 1 | 0 | 0 | 0 | 0 | 2 | 0 | 0 | 2 | 0 | 0 | 0 | -11 | | |
| 0 | Nazar Mahmoud | 03:44 | 0-2 | 0-1 | 2-2 | 1 | 0 | 1 | 0 | 2 | 2 | 0 | 0 | 0 | 0 | 0 | 0 | 0 | 0 | 0 | -9 | | |
| 15 | Jonnivius Smith | 26:15 | 2-6 | 0-1 | 0-0 | 1 | 6 | 7 | 5 | 1 | 4 | 1 | 3 | 2 | 3 | 1 | 3 | 2 | 3 | 1 | -5 | | |
| 88 | Skylar Wicks | 11:04 | 0-0 | 0-0 | 0-0 | 0 | 1 | 1 | 1 | 0 | 0 | 0 | 1 | 1 | 0 | 1 | 0 | 1 | 0 | 0 | -2 | | |
| Team | | | | | | | | | 3 | | | 1 | | | 4 | | | | | | | | |
| Totals | | | 25-70 | 9-28 | 15-19 | 21 | 25 | 46 | 28 | 18 | 74 | 10 | 17 | 9 | 5 | 6 | -8 | | | | | | |

| Shooting By Period | | |
|--------------------|-------|-------|
| 1st FG% | 9-30 | 30.0% |
| 3PT% | 3-11 | 27.3% |
| FT% | 4-7 | 57.1% |
| 2nd FG% | 13-34 | 38.2% |
| 3PT% | 5-14 | 35.7% |
| FT% | 11-12 | 91.7% |
| :OT FG% | 3-6 | 50.0% |
| 3PT% | 1-3 | 33.3% |
| FT% | 0-0 | 0% |
| GM FG% | 25-70 | 35.7% |
| 3PT% | 9-28 | 32.1% |
| FT% | 15-19 | 78.9% |

Dead Ball Rebounds: 2, 0

Technical Fouls::NONE

Saint Mary's (CA) - 82

Record: 8-1

| NO. | Name | Min | FG | | | 3P | | | FT | | | Rebounds | | | Fouls | | TP | AS | TO | ST | Blocks | | +/- |
|---------------|-----------------------|---------|-------|------|-------|----|----|-----|----|----|----|----------|-----|----|-------|---|----|----|----|----|--------|----|-----|
| | | | M-A | M-A | M-A | OR | DR | TOT | PF | FD | OR | DR | TOT | BS | BA | | | | | | | | |
| 23 | Paulius Murauskas | F 26:13 | 2-10 | 0-3 | 8-11 | 6 | 6 | 12 | 4 | 9 | 12 | 0 | 2 | 0 | 0 | 3 | 4 | | | | | 4 | |
| 33 | Luke Barrett | F 43:48 | 4-13 | 0-5 | 4-6 | 4 | 7 | 11 | 2 | 4 | 12 | 2 | 0 | 1 | 0 | 0 | 7 | | | | | 7 | |
| 11 | Mitchell Saxon | C 38:56 | 6-9 | 0-0 | 3-5 | 6 | 7 | 13 | 3 | 4 | 15 | 4 | 2 | 4 | 4 | 0 | 10 | | | | | 10 | |
| 2 | Jordan Ross | G 32:30 | 3-10 | 0-5 | 2-5 | 0 | 1 | 1 | 4 | 3 | 8 | 4 | 3 | 2 | 0 | 0 | 3 | | | | | 3 | |
| 3 | Augustas Marciulionis | G 45:00 | 7-11 | 1-4 | 8-10 | 0 | 1 | 1 | 3 | 5 | 23 | 8 | 5 | 3 | 0 | 1 | 8 | | | | | 8 | |
| 0 | Mikey Lewis | 12:21 | 2-5 | 2-4 | 0-0 | 0 | 0 | 0 | 0 | 0 | 6 | 0 | 1 | 0 | 1 | 0 | 4 | | | | | 4 | |
| 9 | Ashton Hardaway | 19:50 | 0-1 | 0-0 | 4-4 | 1 | 1 | 2 | 1 | 2 | 4 | 2 | 0 | 0 | 1 | 1 | 4 | | | | | 4 | |
| 1 | Harry Wessels | 05:55 | 0-0 | 0-0 | 2-2 | 0 | 0 | 0 | 1 | 1 | 2 | 0 | 0 | 0 | 0 | 0 | -2 | | | | | 0 | |
| 7 | Joshua Dent | 00:09 | 0-0 | 0-0 | 0-0 | 0 | 0 | 0 | 0 | 0 | 0 | 0 | 0 | 0 | 0 | 0 | 1 | | | | | 1 | |
| 22 | Cade Bennett | 00:09 | 0-0 | 0-0 | 0-0 | 0 | 0 | 0 | 0 | 0 | 0 | 0 | 0 | 0 | 0 | 0 | 1 | | | | | 1 | |
| 45 | Andrew McKeever | 00:09 | 0-0 | 0-0 | 0-0 | 0 | 0 | 0 | 0 | 0 | 0 | 0 | 0 | 0 | 0 | 0 | 0 | | | | | 0 | |
| Team | | | | | | | | | 3 | | | 3 | | | 6 | | | | | | | | |
| Totals | | | 24-59 | 3-21 | 31-43 | 20 | 26 | 46 | 18 | 28 | 82 | 20 | 15 | 10 | 6 | 5 | 8 | | | | | | |

| Shooting By Period | | |
|--------------------|-------|-------|
| 1st FG% | 11-28 | 39.3% |
| 3PT% | 2-11 | 18.2% |
| FT% | 15-18 | 83.3% |
| 2nd FG% | 9-25 | 36.0% |
| 3PT% | 1-9 | 11.1% |
| FT% | 9-16 | 56.3% |
| :OT FG% | 4-6 | 66.7% |
| 3PT% | 0-1 | 0.0% |
| FT% | 7-9 | 77.8% |
| GM FG% | 24-59 | 40.7% |
| 3PT% | 3-21 | 14.3% |
| FT% | 31-43 | 72.1% |

Dead Ball Rebounds: 2, 0

Technical Fouls::NONE

| | UTSA | SMC |
|------------------|---------------|----------------|
| Biggest lead | 1 (1st 17:55) | 23 (1st 8:03) |
| Best Scoring Run | 9 (2nd 3:42) | 13 (1st 11:26) |
| Lead Changes | 2 | |
| Times Tied | 2 | |
| Time with Lead | 00:30 | 43:03 |

| | UTSA | SMC |
|---------------|------|-----|
| Points from | 23 | 17 |
| Turnovers | 23 | 17 |
| Paint | 24 | 38 |
| Second Chance | 19 | 23 |
| Fast Breaks | 14 | 13 |
| Bench | 15 | 12 |

| | Period by Period Scoring | | | |
|------|--------------------------|-----|-----|-----|
| | 1st | 2nd | OT1 | TOT |
| UTSA | 25 | 42 | 7 | 74 |
| SMC | 39 | 28 | 15 | 82 |

Game Notes: UTSA F/O: #2 @ 1:35 (2nd) ♦ UTSA F/O: #15 @ 1:44 (OT1) ♦



LAST SERIES MEETING WITH ARKANSAS (ARKANSAS LEADS 6-0, 4-0 IN FAYETTEVILLE)

ARKANSAS 79, UTSA 69 // DECEMBER 15, 2018 // NORTH LITTLE ROCK // VERIZON ARENA (N)

NORTH LITTLE ROCK, Ark. – Jhivvan Jackson and Keaton Wallace combined for 38 points, but Arkansas used 21 points from Isaiah Joe and a double-double from Daniel Gafford to outlast UTSA, 79-67, on Saturday night at Verizon Arena.

Jackson poured in 20 points, his fifth straight 20-point game, while Wallace added 18 and Byron Frohnen matched a season-high with 12 rebounds to lead the Roadrunners (3-7).

Joe drained 5-of-6 from behind the 3-point line and was 6-for-6 at the free-throw line — all in the final 30 seconds — to lead the Razorbacks (7-2). Gafford scored 13 and pulled down a game-high 14 rebounds, while Jalen Harris posted a double-double of his own with 11 points and 10 assists.

Arkansas led by as many as 10 points late in the first half, only to see UTSA take a four-point lead midway through the second half. A Wallace three that narrowly beat the shot clock buzzer handed UTSA a 50-48 advantage near the midway point of the second, its first lead since the six-minute mark of the first half.

The UTSA lead grew to 52-48 after a pair of free throws by Giovanni De Nicolao before the Razorbacks reeled off five unanswered points, the last three on a trey from the top of the key by Joe. Arkansas stretched it out to 62-57 after a short jumper by Gafford with just over five minutes remaining.

Gafford later knocked down a pair of free throws to make it 64-59, but Jackson drained a 3-pointer from the right wing to pull UTSA within two with 2:23 left on the clock. Harris hit three free throws over the next 40 seconds and Mason Jones' layup with a minute left to play gave Arkansas a 69-62 advantage.

A double technical that resulted in the fifth foul on both Jackson and Jones, gave each team two free throws with 43.9 seconds remaining. The Razorbacks, who made 13 free throws in the final 2:42, hit one of the their two freebies, and Atem Bior knocked down both for UTSA to make it 70-65.

The Roadrunners then had two good looks from downtown, but could not convert either, and Arkansas made its free throws down the stretch to secure the win. UTSA shot just 34.4

percent from the field and was 8-of-29 from beyond the arc and 17-of-24 at the line. Meanwhile, the Razorbacks shot 41.8 percent and converted 27-of-34 at the charity stripe. UTSA got off to a hot start from the field, making six of its first seven shots to take a 13-8 lead a little over four minutes into the contest. After taking a 17-12 lead on a Jackson layup at the 12:37 mark, the Roadrunners cooled off, as they missed 12 shots from the field during an 11-2 spurt by the Razorbacks that led to a 23-19 advantage for Arkansas.

A Wallace trey from the top of the key ended the field-goal drought and knotted the score at 23-all with 4:35 left to play in the half.

Arkansas answered with 10 straight points and eventually closed the half on a 12-5 run to take a 35-28 edge into the locker room.



Official Basketball Box Score -- Game Totals -- Final Statistics
UTSA vs Arkansas
12/15/18 7:00 pm at North Little Rock, Ark. - Verizon Arena



UTSA 67 • 3-7

| # | Player | f | Total | | | Rebounds | | | FF | TP | A | TO | Blk | Stl | Min |
|--------|---------------------|---|--------|-------|--------|----------|-----|-----|----|----|---|----|-----|-----|-----|
| | | | FG-FGA | 3-Ptr | FT-FTA | Off | Def | Tot | | | | | | | |
| 03 | FROHNER, Byron | f | 2-5 | 0-0 | 0-0 | 6 | 6 | 12 | 2 | 4 | 1 | 1 | 1 | 2 | 30 |
| 25 | ALLEN, Nick | f | 2-5 | 1-2 | 0-0 | 1 | 3 | 4 | 5 | 5 | 0 | 1 | 0 | 0 | 22 |
| 02 | JACKSON, Jhivvan | g | 6-19 | 3-11 | 5-10 | 1 | 1 | 2 | 5 | 20 | 2 | 2 | 0 | 2 | 32 |
| 05 | DENICOLAO, Giovanni | g | 3-9 | 0-2 | 2-2 | 0 | 3 | 3 | 5 | 8 | 2 | 3 | 0 | 2 | 34 |
| 22 | WALLACE, Keaton | g | 6-18 | 4-12 | 2-2 | 0 | 0 | 0 | 4 | 18 | 2 | 3 | 1 | 1 | 35 |
| 04 | BYNUM, Tamir | | 0-0 | 0-0 | 0-0 | 0 | 0 | 0 | 0 | 0 | 0 | 0 | 0 | 0 | 0+ |
| 11 | IYAYE, Adokiye | | 1-3 | 0-2 | 1-2 | 0 | 1 | 1 | 3 | 3 | 1 | 0 | 0 | 0 | 19 |
| 15 | RODRIGUEZ, Adrian | | 1-2 | 0-0 | 2-2 | 2 | 0 | 2 | 4 | 4 | 0 | 1 | 0 | 0 | 8 |
| 23 | BIOR, Atem | | 0-0 | 0-0 | 5-6 | 0 | 3 | 3 | 1 | 5 | 0 | 1 | 1 | 0 | 20 |
| Team | | | | | | 4 | 5 | 9 | | | | | | | |
| Totals | | | 21-61 | 8-29 | 17-24 | 14 | 22 | 36 | 29 | 67 | 8 | 12 | 3 | 7 | 200 |

| | | | | | | | | | | |
|----------------|-------|-------|-----------|-------|-------|-------|-------|-------|-------------------|-----|
| FG% 1st Half: | 10-27 | 37.0% | 2nd half: | 11-34 | 32.4% | Game: | 21-61 | 34.4% | Deadball Rebounds | 3.1 |
| 3FG% 1st Half: | 3-11 | 27.3% | 2nd half: | 5-18 | 27.8% | Game: | 8-29 | 27.6% | | |
| FT % 1st Half: | 5-9 | 55.6% | 2nd half: | 12-15 | 80.0% | Game: | 17-24 | 70.8% | | |

Arkansas 79 • 7-2

| # | Player | f | Total | | | Rebounds | | | FF | TP | A | TO | Blk | Stl | Min |
|--------|-------------------|---|--------|-------|--------|----------|-----|-----|----|----|----|----|-----|-----|-----|
| | | | FG-FGA | 3-Ptr | FT-FTA | Off | Def | Tot | | | | | | | |
| 02 | Adrio Bailey | f | 1-5 | 0-0 | 0-0 | 0 | 3 | 3 | 4 | 2 | 0 | 2 | 2 | 0 | 13 |
| 10 | Daniel Gafford | f | 4-6 | 0-0 | 5-8 | 2 | 12 | 14 | 0 | 13 | 0 | 4 | 2 | 1 | 29 |
| 01 | Isaiah Joe | g | 5-9 | 5-6 | 6-6 | 1 | 0 | 1 | 2 | 21 | 0 | 3 | 0 | 1 | 30 |
| 05 | Jalen Harris | g | 2-9 | 0-3 | 7-8 | 0 | 2 | 2 | 2 | 11 | 10 | 0 | 0 | 0 | 34 |
| 13 | Mason Jones | g | 2-7 | 0-2 | 2-2 | 0 | 4 | 4 | 5 | 6 | 3 | 3 | 0 | 0 | 27 |
| 00 | Desi Sills | | 2-4 | 1-2 | 4-4 | 0 | 1 | 1 | 1 | 9 | 0 | 1 | 0 | 1 | 18 |
| 11 | K. Embery-Simpson | | 0-2 | 0-2 | 2-4 | 0 | 0 | 0 | 2 | 2 | 0 | 1 | 1 | 0 | 11 |
| 22 | Gabe Osabuohien | | 2-6 | 0-1 | 0-0 | 4 | 0 | 4 | 2 | 4 | 0 | 1 | 0 | 0 | 10 |
| 35 | Reggie Chaney | | 5-7 | 0-0 | 1-2 | 1 | 4 | 5 | 2 | 11 | 4 | 0 | 3 | 4 | 28 |
| Team | | | | | | 3 | 2 | 5 | | | | | | | |
| Totals | | | 23-55 | 6-16 | 27-34 | 11 | 28 | 39 | 20 | 79 | 17 | 15 | 8 | 7 | 200 |

| | | | | | | | | | | |
|----------------|-------|-------|-----------|-------|-------|-------|-------|-------|-------------------|-----|
| FG% 1st Half: | 11-31 | 35.5% | 2nd half: | 12-24 | 50.0% | Game: | 23-55 | 41.8% | Deadball Rebounds | 5.2 |
| 3FG% 1st Half: | 5-9 | 55.6% | 2nd half: | 1-7 | 14.3% | Game: | 6-16 | 37.5% | | |
| FT % 1st Half: | 8-10 | 80.0% | 2nd half: | 19-24 | 79.2% | Game: | 27-34 | 79.4% | | |

Officials: Brian Shey, Peter Juzenas, RB. Clyburn
 Technical fouls: UTSA-None, Arkansas-None.
 Attendance: 13728
 Tickets Scanned: 12,462
 Fouled out: UTSA #25, Allen (2:42 2H); #2, Jackson (0:43.9 2H)
 #5, Giovanni (0:29.1 2H)
 Arkansas #13, Jones (0:43.9 2H)

| Score by periods | 1st | 2nd | Total |
|------------------|-----|-----|-------|
| UTSA | 28 | 39 | 67 |
| Arkansas | 35 | 44 | 79 |

| | | | | | |
|--------|-------|-----|--------|-------|-------|
| Points | In | Off | 2nd | Fast | Bench |
| UTSA | Paint | T/O | Chance | Break | 12 |
| AR | 24 | 16 | 9 | 5 | 26 |
| | 30 | 17 | 11 | 15 | |

Last FG - UTSA 2nd-00:04, AR 2nd-00:12.
 Largest lead - UTSA by 5 1st-15:45, AR by 12 2nd-00:12.
 UTSA led for 14:11, AR led for 23:33. Game was tied for 02:16.

Score tied - 4 times.
 Lead changed - 6 times.



GETTING THE BAND BACK TOGETHER WITH SOME NEW MEMBERS

- In addition to the 15 new players on the 2024-25 roster, the Roadrunners and Austin Claunch have added five new assistant coaches, two support staff and two new graduate assistants. The only remaining support staff are fourth-year athletic trainer Jiana Hook and athletic communications Michael Stambaugh. Creative services media specialist Dylan Trevino was with the program last year, but only worked partially with men's basketball. Among the assistants, three are very familiar names in Claunch's world.
- Recruiting coordinator **Trevor DeLoach** was the first hire Claunch made at Nicholls and was his first associate head coach. Moving to Jacksonville as an assistant after the 2020-21 season, DeLoach helped the program to 50 wins in three seasons, a runner-up finish in the 2022 ASUN Men's Basketball Championship. In his second season coordinating defense for the Colonels, Nicholls ranked third in the nation in steals per game and turnovers forced. Before Nicholls, DeLoach spent two seasons (2016-18) as an assistant coach and recruiting coordinator at South Carolina State University. As a player, DeLoach was team captain at guard for his final three seasons at UNC Wilmington and played one season at Chipola College in Marianna, Florida.
- A member of all five seasons of Claunch's tenure at Nicholls, when DeLoach departed, **Nick Bowman** was elevated to associate head coach for the final three years, serving alongside Claunch to bring the program 90 wins, two SLC Championships and a season-wins school record (21). He was previously director of recruiting at Clemson, including during the 2018 Sweet 16 run and 2017 NIT appearance. When Claunch went to Alabama, Bowman was the lead assistant and recruiting coordinator at the University of New Orleans for 2023-24.
- Although general manager **Joey Brooks** wasn't on the inaugural Claunch staff at Nicholls, he joined in year two (2019-20) for two seasons, helping the Colonels to a 21-10 season and a second-place SLC finish after coming down following a graduate assistant position at Purdue. After two years, Brooks joined Dedrique Taylor's staff at Cal State Fullerton, helping the Titans to a magical 15-game turnaround that saw CSF shift from seventh in the preseason Big West predictions to winning the conference tournament and reaching the NCAA Tournament with a 21-11 record. He returned to the Colonels' staff for the final season before Claunch's departure to Alabama in 2023, helping the squad to a 55-31 record, 40-15 Southland mark and the 2021 SLC Regular Season title during his time in Thibodaux. Brooks played four seasons at Notre Dame.
- The final piece in the inaugural staff announcement, **Joseph Jones** is a proven leader as a player and coach, coming to UTSA following his fourth season at Tarleton State – which was nothing short of phenomenal. Starting 2023-24 as an assistant coach, Jones became acting head coach after Billy left his role due to medical circumstances. Under Jones' leadership, the Texans were 23-8 record with him at the helm, reaching the WAC semifinal and earning a CIT Semifinal bid. TSU set a school wins record (25) with 16 WAC wins and Jones was named WAC Coach of the Year as one of only 10 coaches that notched at least 20 wins in their first season in the lead position. As a player, Jones is a 2019 Texas A&M Hall of Famer in the post, starting all 131 games of his college career, including every game Gillespie coached for the Aggies. He was named to the Big 12 All-Freshman Team in 2005 and was All-Big 12 for each of his four years (2005-08), garnering NABC All-District accolades in 2006, 2007 and 2008.
- The fourth new assistant, **Robby Benavides**, comes from across town at UIW, the 2023-24 Cardinals' director of basketball operations, also spending two seasons as video coordinator and assist DOBO, following two years as a GA. He played three seasons locally at St. Mary's.
- Adding new support staff, sport performance coach **Tyler McCulloch** is the latest addition, coming to UTSA from San Francisco – where he spent two seasons as the senior associate strength & conditioning coach, focusing on men's basketball volleyball and golf. At USF, McCulloch helped the Dons to a pair of 20+ win seasons and four first-team All-West Coast Conference honors, including 2024 NBA Draft 31st pick Jonathan Mogbo. He was a four-year football letterman as a receiver at Colorado.
- Joining the staff as video production coordinator, **Alex Catt** comes from Lamar, where he was a graduate assistant the past two seasons.
- The new graduate assistants are **Pierce Spencer** and **Tyrese Terrell**. Spencer played three seasons at Nicholls under Claunch before finishing his career at Milwaukee. Terrell played four seasons under Claunch at Nicholls before heading to Hawaii Pacific as a grad student.

ROADRUNNERS LOOKING TO USE CHANGES TO MOVE PAST THE EDGE IN CLOSE GAMES

- Despite the Roadrunners' 11-21 record last season, there was more to be seen in the numbers as UTSA was engaged in some exceptionally-close games throughout the season that could have turned the tide on the overall record, including high-profile games.
- With the addition of 12 new scholarship players with proven histories as difference-makers, UTSA is looking to buck the 2023-24 trends.
- In 2023-24, UTSA had 13 single-digit setbacks, including 9 single-digit losses in league play and 8 outings decided by 6 points or less.
- In both games against ranked opponents, UTSA pushed the game to overtime with scoring over 100 points before falling in the extra period. With South Florida receiving votes when they played, an upset bid was also on the line vs. the Bulls. The Roadrunners also pushed then-No. 13 Memphis to OT in Tennessee before falling 107-101.
- Among the 5,074 combined points scored last season, just 31 total points is the difference between an 11-21 finish and a winning 19-13 record. Only 27 points in conference play out of 2,896 total was the difference between the current 5-13 and 12-6.
- So far in 2024-25, the Roadrunners have triumphed in the only game decided by less than 5 points, winning 76-74 vs. Merrimack.

EXPERIENCE AND NUMBERS TO SPARE

- Among the group of 15 newcomers to the program this season, they arrive in San Antonio with 252 games of DI experience.
- In the era of the post-COVID transfer portal, it's a fact of the environment to have numerous players with multiple playing locales on their resume - the 2024-25 UTSA Roadrunners are no exception, bringing in 7 players with experience at more than one prior school, with the incoming group combining for 20 NCAA DI institutions; namely: Primo Spears (Duchesne, Georgetown, Florida State), Tai'Reon Joseph (Austin Peay, Radford, Southern), Raekwon Horton (Charleston, James Madison), Damari Monsanto (East Tennessee State, Wake Forest), Mo Njie (Eastern Michigan, SMU), Jonnivius Smith (Sacred Heart, Buffalo) and Skylar Wicks (Missouri State, UIW).
- The newcomers collectively averaged 43.3 percent on field goals with individual averages of 7.8 ppg, 3.6 rpg and 1.4 apg in an average of only 20.4 minutes per game last season. This collective group combined for a grouped average of 85.6 points, 36.6 rebounds, 13.9 assists, 7.7 steals and 2.8 blocks per contest - also making a cumulative 10.1 made three-pointers per game.

UTSA'S RECORD WHEN ...

| SITUATION | THIS SEASON 2024-25 |
|--------------------------------|---------------------|
| overall | 3-4 |
| at home | 2-1 |
| on the road | 0-3 |
| neutral site | 1-0 |
| <hr/> | |
| overtime games | 0-1 |
| <hr/> | |
| decided by 10 pts. or less | 2-1 |
| decided by 5 pts. or less | 0-0 |
| <hr/> | |
| following a win | 1-2 |
| following a loss | 1-3 |
| in November | 3-3 |
| in December | 0-1 |
| in January | 0-0 |
| in February | 0-0 |
| in March | 0-0 |
| <hr/> | |
| Sunday | 0-0 |
| Monday | 1-1 |
| Tuesday | 0-2 |
| Wednesday | 1-0 |
| Thursday | 0-0 |
| Friday | 0-0 |
| Saturday | 1-1 |
| <hr/> | |
| leads at half | 3-0 |
| trails at half | 0-4 |
| tied at half | 0-0 |
| <hr/> | |
| scores less than 60 | 0-0 |
| scores 60-69 | 0-1 |
| scores 70-79 | 2-3 |
| scores 80-89 | 0-0 |
| scores 90+ | 1-0 |
| <hr/> | |
| opp. scores less than 60 | 0-0 |
| opp. scores 60-69 | 0-0 |
| opp. scores 70-79 | 3-0 |
| opp. scores 80-89 | 0-4 |
| opp. scores 90+ | 0-0 |
| <hr/> | |
| outrebounds opponent | 2-2 |
| opponent outrebounds | 1-1 |
| rebounds are equal | 0-1 |
| <hr/> | |
| shooting 50%+ FG | 0-0 |
| shooting less than 50% FG | 3-4 |
| opp. shooting 50%+ FG | 0-3 |
| opp. shooting less than 50% FG | 3-1 |
| shooting 40%+ FG | 3-1 |
| opp. shooting 40%+ FG | 2-3 |
| shooting less than 40% FG | 0-3 |
| opp. shooting less than 40% FG | 1-0 |
| <hr/> | |
| more FTA than opponent | 2-2 |
| fewer FTA than opponent | 1-2 |
| equal FTA | 0-0 |
| <hr/> | |
| more TO than opponent | 2-3 |
| fewer TO than opponent | 1-1 |
| equal TO | 0-0 |
| <hr/> | |
| games decided by 1-3 pts. | 1-0 |
| games decided by 4-6 pts. | 0-0 |
| games decided by 7-10 pts. | 1-1 |
| games decided by 11+ pts. | 1-3 |



WHO'S NEW?

- **Junior guard Zach Gonsoulin** has spent the past two seasons at TCU with limited action. Before college, Gonsoulin attended the renowned IMG Academy in Florida as part of the IMG Post-Graduate National Academic Team, helping the squad to a 30-6 record. For the Ascenders, Gonsoulin averaged 12.1 points, 3.3 assists, 3.2 rebounds and 1.2 steals per game, while shooting 45.3 percent from the field, 50 percent from three and 100 percent at the free throw line. He played high school ball at Ridge Point in southwest Houston, shooting 64.2 percent from the field and 57.1 percent from the perimeter as a senior, while averaging 12.2 points, 3.1 assists, 2.8 rebounds and 2.4 steals per game and leading the team to the fourth round of the playoffs.
- **Junior forward/center David Hermes** joined UTSA from Indian Hills Community College in Iowa, where he helped the Warriors to a 29-6 record, NJCAA D1 Region XI and NJCAA D1 North Central District Championships, on the way to a Final Four run in the 2023-24 NJCAA D1 Men's Basketball Championship. Born in Syria, Hermes shot 47.6 percent from the floor and 39.3 percent from beyond the arc, posting averages of 6.1 ppg and 3.7 rpg. Hermes played power forward for the Syrian National Team in the 2023 FIBA Basketball World Cup Asian Qualifiers, averaging 3.5 points, 3.0 rebounds and 1.0 assists – also joining the SNT for four games in the 2023 FIBA Olympic Pre-Qualifying Tournament. Hermes also previously played for Ciudad de Huelva Baloncesto in Spanish Liga EBA (2022). He graduated from Central Pointe Christian Academy in Kissimmee, Fla., aiding the team to a 30-5 record and a Sunshine Independent Athletic Association (SIAA) playoff appearance.
- **Senior forward/guard Raekwon Horton** is a hybrid forward who finishes above the rim through contact and has been part of two different NCAA tournament teams. He played in 35 games last season at James Madison, helping the Dukes to a 35-4 record, a Sun Belt Conference title and an NCAA first-round upset of fifth-seeded Wisconsin – in which he scored eight points with seven rebounds. Horton also kicked off the season on a high note, hitting the game-winning three in overtime to upset No. 4 Michigan State in the season opener. Horton averaged 21.8 minutes with 6.9 ppg on 54.2 percent shooting, adding in 4.3 rpg, 1.4 spg and 1.1 apg. Before JMU, he played two seasons at College of Charleston, where he made 66 appearances (all but one game) and was part of the Cougars' pivot from middle-of-the-road to conference champions and a 2022-23 NCAA tournament appearance. Across two seasons at CofC, Horton averaged 5.3 points and 3.5 rebounds in under 20 minutes per game.
- **Redshirt senior guard Tai'Reon Joseph** is a four-star transfer (Rivals) after playing last season at Southern. Originally from Baton Rouge, La., Joseph played in 19 games for the Jaguars with 16 starts in 2023-24. He crested double-figures in 18 games, including performances of 20+ points in 11 contests and a SWAC-leading 20.5 points per game with 43.8 percent shooting, while also chipping in 3.1 rebounds, 1.7 assists and 1.6 steals per outing. However, injury brought his season in Baton Rouge to an early end. Before SU, he played 29 games at Radford after making 27 appearances as a rookie at Austin Peay. Playing alongside Javonte Smart (LSU) and Reece Beekman (Virginia) in high school, Joseph helped Scotlandville Magnet to four consecutive state championships and a No. 12 position on the 2019-20 ESPN HS Top 25. Named a Louisiana Sports Writers Association All-State selection as a senior averaging 18.9 points, 5.2 rebounds and 2.9 assists, shooting 48.9 percent from the floor – following two straight All-State Honorable Mention seasons.
- **Junior guard Paul Lewis** arrives in San Antonio after two seasons as a guard at Vanderbilt, appearing in 56 games for the Commodores. A three-star rated (247Sports) transfer at 6-foot-2, 175 pounds, Lewis averaged 4.4 points, 1.2 assists and 1.1 rebounds in 31 games last season for Vanderbilt. A 2022 McDonald's All-American Game Nominee, Lewis was rated a three-star prospect by Rivals, 247Sports and ESPN after a standout career at Bishop O'Connell High School in Arlington, Va. Lewis was named VISAA Division I All-State first team as a senior and earned All-State first team in Virginia as a senior, securing All-WCAC accolades as a sophomore and senior. He was also named the Sun Gazette 2021-22 Player of the Year. Lewis averaged 14 points, four assists and five rebounds per game during his prep career. His brother, Matt was just selected in the 2024 NBA G League Expansion Draft after signing with the Minnesota Timberwolves organization after earning CAA Player of the Year to cap a standout career at James Madison.
- **Sophomore point guard Marcus Millender** at point guard was the No. 32 Texas prospect by 247Sports and graded at 54th nationally among point guards coming out of high school. Millender spent his 2023-24 rookie season as a part of a high-scoring lineup at South Alabama, pacing the Jaguars in three-point percentage (43.8 percent) while also displaying his great feel for passing and getting teammates shots – recording the second-most freshman assists in school history on a team-leading 107 dimes. Making 32 appearances with 15 starts, Millender averaged 9.7 points, 3.3 assists, and 2.7 rebounds in 32 games with the Jaguars. In his prep career at Clear Brook High School in southeast Houston, he was named First Team All-District 24-6A as a junior after putting up averages of 16.9 points, 5.3 rebounds and 4.0 assists while leading CBHS to a 28-8 record and a District 24-6A Semifinal appearance in 2021-22. Millender wrapped his high school career with over 1,500 points.
- **Graduate student guard Damari Monsanto** is a three-star transfer (247Sports, Rivals) after playing 55 games for Wake Forest. Although his 2023-24 season was cut short after 11 games with averages of 5.1 ppg and 2.2 rpg, Monsanto had a breakout 2022-23 campaign for

- the Demon Deacons in which he was second on the team with a 13.3 ppg scoring rate on 42.5 percent shooting from the floor and a team-best 40.5 percent from the perimeter – along with 3.6 rpg. Shooting the third-best three-point rate in the league, Monsanto led the ACC with an average of 3.2 threes per game on a team-high 87 made threes – the sixth-highest total in Wake history. Getting hot against ACC competition via a 14.8 ppg conference average, Monsanto lit Notre Dame for a career-high 28 points with eight three-pointers and dropped 25 points against No. 10 Virginia Tech, highlighting 15 games in double-figures, six games of at least 20 points and totals of five or more made threes on six occasions. Before coming to Winston-Salem, Monsanto played one full season at East Tennessee State (ETSU), he was the 2020-21 SoCon Freshman of the Year and third-team All-Conference after starting 20-of-25 games with averages of 11.8 points and 7.3 rebounds in 27.4 minutes per game. One of the best freshmen in the nation, Monsanto was a finalist for the Kyle Macy Award, earned All-District honors and was named to the All-Freshman Second Team; both by Basketball Times. Playing his prep ball at Western High School in Davie, Fla., Monsanto earned First Team All-State 9A and was the South Florida Sun Sentinel Class 9A-7A Broward County Player of the Year after registering 28.4 points, 11.2 rebounds, 3.0 steals and 2.9 assists per game and leading his squad to the state regional semifinal.
- **Senior center Mo Njie Nji** spent the last two seasons at SMU, where he played in 38 games for the Mustangs. The Centerville, Ohio big man started his career at Eastern Michigan, where he started 25 of 28 games while shooting 61.9 percent for 6.6 points per game and reaching double-figures in seven contests. At EMU in 2021-22, he also tallied 5.8 rebounds and 1.1 blocks per outing, earning selection to the MAC All-Freshman team. Njie played post-grad at DME Sports Academy in Daytona Beach, Florida, helping lead the squad to a third-place finish at PhenomHoops Post Grad Nationals. Coming out of Centerville High School, Njie was a three-star prospect (Rivals, 247Sports), earning All-State second team, selection to the Associated Press All-Ohio honorable mention and was twice named as a first-team all-conference honoree. He averaged 15.0 points, 10.0 rebounds, 4.5 blocks and 2.2 assists as a senior.
- **Senior forward/center Jaquan Scott** is an elite post rebounder and a Dallas Metroplex native who played the 2023-24 season at Mississippi State with limited time in 11 appearances for the Bulldogs. Before MSU, he was the No. 2 scorer as a sophomore for Salt Lake Community College in Taylorsville, Utah, helping the Bruins to a 64-7 record across his two seasons – including a 2021-22 NJCAA Runner-Up finish on a 35-2 record. Averaged a double-double of 16.8 points and 10.0 rebounds, along with 1.6 assists and 1.0 steals per game in his second year at SLCC. Scott put up double-figures in 20-of-21 games, while also logging a double-double in 13 outings. As a freshman, he scored 8.7 ppg, 4.9 rpg and 0.9 spg. Scott played at TLAP Sports Academy (Tallahassee, Fla.) in 2020-21 after spending the previous two seasons at Universal Academy in Irving, Texas. Helped TLAP to the 2021 Post Grad National Championship on a 43-14 record. Ranked as the No. 2 JUCO prospect and top JUCO power forward by 247Sports in the 2023 class.
- **Redshirt senior forward/center Jonnivius Smith** played as a three-star transfer prospect by Rivals and 247Sports after two seasons at Buffalo. Smith rated in 62 games with 36 starts for the Bulls, averaging 8.0 points, 8.3 rebounds, 1.2 assists and 1.1 blocks per game in 2023-24. Reaching double-figures in 12 games last season, Smith snagged double-digit rebounds in 11 outings and logged double-doubles in eight games. He collected a MAC third-best 2.9 offensive boards per game last season. Smith was limited in appearances at Seton Hall in 2021-22, after starting his career at Chipola College in Florida. At Chipola, he played in 24 games with a key role in helping the run to an NJCAA South Atlantic District Championship and an NJCAA Final Four appearance in the NJCAA.
- **Senior guard Primo Spears** joins the Roadrunners with over 1,100 career DI points and more than 300 assists under his belt. A four-star Rivals-rated transfer from Hartford, Conn., Spears played the 2023-24 season at Florida State, where he averaged 10.6 points, 2.1 assists, 1.6 rebounds and 1.2 steals in 24 contests. He notched double-figure scoring in 19 games, highlighted by a team-leading 17-point, 8-of-14 shooting performance against No. 4 North Carolina in the second round of the ACC Tournament. Spears registered 43 previous double-figure scoring outings while earning experience in the Big East (Georgetown, 2022-23) and the Atlantic 10 (Duquesne, 2021-22). Starting all 32 games and leading the Georgetown Hoyas in scoring (16.0 ppg) and assists (5.28 apg), he also averaged 3.0 rpg, 1.1 spg. He collected five or more assists in 19 games, including a pair at 11 apiece against DePaul and Xavier – logging the Big East Conference-leading mark while also putting away 37 points in a career night double-double against the XU Musketeers. In his rookie season with the Duquesne Dukes, he led the team in scoring (12.7 ppg) and assists (3.03 apg) and was second in steals (1.3 spg), scoring 30+ points in back-to-back games to close the season. Playing one season at Mt. Zion Prep in Maryland, Spears led the team to a 24-7 record against a national schedule, while averaging 21.0 points, 7.0 rebounds and 4.0 assists.
- **Redshirt senior guard/forward Skylar Wicks** comes across town from Incarnate Word (UIW), where he paced the Cardinals with team highs of 13.7 ppg and 1.8 assists per outing. In UTSA's meeting with UIW last Nov., Wicks manifested a double-double of 24 points and 11 rebounds, along with five assists and four steals. Averaged 6.6 boards last season, along with a team-best 26 steals. Saw limited minutes at Missouri State to start his career, taking the First Team All-Suncoast Conference honors leading St. College of Florida with 16.5 points, 5.6 rebounds and 2.9 assists, while shooting 39.7 percent from deep and knocking down 58 threes.



NEITHER CLAUNCH NOR UTSA ARE STRANGERS TO LETTING IT FLY

- In recent years, but definitely last season, the Roadrunners built a solid reputation as a constant three-point shooting squad, leading the American Athletic Conference from long range in three-point attempts per game with 28.8 (11th NCAA) and made three-pointers per game at 9.7 (17th NCAA). However, the Roadrunners ranked eighth in the AAC with a 33.7% average.
- UTSA set two school records vs. Arkansas-Fort Smith on Dec. 10, racking up 19 made three pointers on 47 long-range attempts; both program bests and tied for the top marks last season in the American Athletic Conference. They also shot 37.8% with 14 threes on 45 attempts at Memphis.
- This factored heavily into UTSA's fourth-place AAC scoring numbers at 77.6 points per game.
- With an added wrinkle from his experience at Alabama, head coach Austin Claunch also has a reputation to play fast and fire threes when the opportunities present themselves. At Nicholls State, his teams averaged 7.7/22.5 in 2022-23, 8.2/22.9 in 2021-22, 7.8/24.2 in 2020-21, 8.0/23.8 in 2019-20 and 10.5/28.5 in 2018-19 - his first season in Thibodaux
- Over his time at Nicholls, Claunch's teams proved incredibly consistent after a high-flying first season in 2018-19 that saw the Colonels take 46.1% of team shots from long range for 40.1% of made totals. In the remaining four years, of the 7,702 shots Nicholls took from 2019-23, 27% of made shots were threes and 37.2% of shots taken were beyond the arc.
- Across Claunch's 5 seasons at Nicholls, the Colonels made 1,274 threes at a 33.9% rate, while shooting 44.7 from the field on 9,616 shots taken.
- After 7 games, the Roadrunners are on a similar pacing at 105th nationally in percentage of total shots from long range, firing 43.0% from three and those three-pointers making up 31.7% of UTSA's total team points.

RETURNING AND DEPARTING FROM THE 2023-24 ROSTER

- UTSA lost 14 players from last year's squad, including 23 lettermen and returns only one player with game experience at UTSA, sophomore guard **Nazar Mahmoud**. In his rookie season coming out of Plano's Spring Creek Academy and Leander, Texas, Mahmoud played in 14 games with 5.6 minutes per game, averaging 1.8 ppg and 0.8 rpg.
- Among the 12 departees, several players ended up at prominent landing spots, namely: Christian Tucker (Cal), PJ Carter (Memphis), Jordan Ivy-Curry (UCF) and Trey Edmonds (Minnesota).
- The 2023-24 Roadrunners also had 12 players depart in the offseason, creating a deficit accounting for 88 percent of UTSA's minutes, 91.6 percent of points, 89.5 percent of rebounds, 87.4 percent of assists and 87.6 percent of steals.
- Although replaced by experience talent, UTSA has one of the slimmest returning stat lines in the country, returning 1% of scoring, 0.8% rebounding, 0.6% of steals, 0.6% of assists, no blocks.

ROADRUNNERS' PRESEASON PROJECTIONS

- With UTSA coming off an 11-21 season and working within a formidable basketball conference with new coaching staff and a 93.8% turned-over roster, it wasn't shocking that the AAC Preseason Predicted Order of Finish didn't exactly turn in UTSA's favor.
- Heading into the AAC's Media Days on Oct. 13-14 in Irving, it was announced that the Roadrunners had been selected in a tie with Tulane for 11th.
- After yet another solid year for the Blazers, retaining some of their highest-profile players - namely Preseason Player of the Year Yaxel Lendeberg, UAB was picked on top with 9 first-place votes.
- Last year's favorite and ranked throughout the season, Memphis was picked second with 4 votes.
- Next in line are South Florida, Wichita State, Florida Atlantic, Temple, North Texas, Charlotte, East Carolina and Tulsa. Selected at the bottom of the league is Rice.

BASKETBALL'S HALL OF FAME IMPRINT

- UTSA has had just two Hall of Fame classes to date and both have included a men's basketball player who have their jersey's retired in the Convocation Center Rafters.
- The 2023 class saw the addition of Devin Brown, currently providing analyst content UTSA's ESPN+ broadcasts. Devin Brown was a three-time first-team all-conference selection and is one of only two UTSA men's basketball players to have his jersey retired. A four-year starter for the Roadrunners, he earned 1998 Southland Conference Freshman of the Year and second-team all-league accolades before being named to the first team for his final three seasons. The San Antonio native and West Campus High School product helped lead UTSA to the 1999 Southland Tournament title and a berth in the NCAA Tournament. The first Roadrunner to register a triple-double with a 33-point, 11-rebound, 11-assist performance against Louisiana-Monroe in 2001, he finished his career as the program's all-time scoring leader with 1,922 points, which has since been broken. He also registered a 7.2 career rebounds-per-game average and he ranks in the top five in school history in rebounds (751), free throws (478), steals (184) and scoring average (18.3). Brown began his professional career in the USBL and National Basketball Development League before making his NBA debut as the first Roadrunner to play for the San Antonio Spurs in 2002. He was a member of the franchise's 2005 NBA Championship team and also played for the Nuggets, Jazz, Hornets, Warriors, Bulls and Cavaliers. He scored 3,352 points in 465 career NBA games from 2002-10, highlighted by his 2006-07 season with the Pelicans in which he averaged 11.6 points and 4.3 rebounds, while shooting 42 percent from the floor.

- This year's group included Derrick Gervin, who was a two-time honorable mention All-American who became the school's second-ever NBA Draft pick when he was selected in 1985 by the Philadelphia 76ers in the fourth round. The younger brother of NBA legend and former San Antonio Spurs player George Gervin, he led the Roadrunners in scoring and rebounding in each of his three seasons. The program's first to reach 1,000 points and 500 rebounds, the Detroit native finished his career with 1,691 points and 684 boards. The San Antonio Express-News 1984 Sportsman of the Year led UTSA to a breakout campaign in 1983-84, as the team finished with a 20-8 record, the second-best mark by an NCAA Division I Independent that season. Gervin went on to a lengthy professional career including stops with the Nets and overseas with Hapoel Gvat/Yagur, where he earned 1995 Israeli Basketball Premier League MVP honors after averaging 27.0 points per game. Prior to taking on his first operations role, Darden built up an extensively successful coaching career at the high school level in his hometown of Fayetteville, N.C. Over the course of 12 seasons, Darden's teams racked up a 243-83 record. He joined the Campbell staff fresh off two seasons as head coach at Freedom Christian Academy. Prior to FCA, Darden led Village Christian Academy as head coach since 2010, producing back-to-back NCISAA 2-A state titles in 2016 and 2017 - along with a pair of state runner-up finishes. Darden has been named the 2017 Cape Fear Region Coach of the Year and was a three-time conference Coach of the Year, also selected as head coach of the East squad in the 2019 NCISAA Private School All-Star Game.
- Outside of UTSA, former Roadrunners guard Lloyd Williams was inducted as a coach into the Rogers State Hall of Fame at halftime of last weekend's Feb. 3 Homecoming game vs. Emporia State (KS). He was inducted as part of the 2008-09 team that reached No. 1 in NAIA and was 30-2 in his first year coaching the Hillcats, earning the Sooner Athletic Conference regular season title and conference tournament championship, earning the top seed in the program's first-ever National Championship Tournament appearance. Williams was the 2008-09 SAC Coach of the Year. Williams played for the Roadrunners from 1996-2000 under Tim Carter, finishing his career as the all-time leader in assists (536) and steals (237) and still remains in second on both lists.

PRO RUNNERS PUTTING IN WORK

- UTSA currently has 8 players playing professionally across the world - checking in on the latest.
- **Keaton Wallace** (UTSA 2017-21) signed a new two-way contract this summer with the Atlanta Hawks after drawing interest from his last G-League season with the College Park Skyhawks, averaging 12.9 ppg off 43.8% shooting, 6.1 apg and 4.3 rpg. Picking up the deal after his first Summer League game, Wallace made it to the opening day dress roster and made his NBA debut (the fourth UTSA NBA player) on Oct. 27 at Oklahoma City with 3 minutes and 2 points. In the four games since, he's upped his minutes, including career highs of 29 minutes with 14 points on 5-of-9 shooting (4-of-8 from three), logging 3 rebounds and 3 assists vs. Sacramento on Nov. 1. **He returned to the G-League Skyhawks on Nov. 26 after playing 12 games for Atlanta, averaging 4.7 ppg, 1.8 apg, 1.7 rpg and shooting 40% from the field in 16.2 mpg. He made his first NBA start in place of an injured Trae Young on Nov. 12.** He previously played for the LA Clippers G League team after signing a UDFL deal in Sept. 2022.
 - **Jhivvan Jackson** (UTSA 2017-21) plays in Germany in his first season with FIT/One Wuerzburg Baskets in the Basketball Champions League. He played last season for the Tigers Tuebingen of the Germany's top league, Basketball Bundesliga. Last season, he averaged 20.1ppg on 53.5% shooting, with 19.7 ppg, 3.0 rpg, 4.4 apg and 1.9 spg in 18 games. This year with Wuerzburg, Jackson is averaging 18.4 ppg, 3.4 rpg and 2.3 apg
 - **Giovanni De Nicolao** (UTSA 2016-19) is in his second season at Gevi Napoli in Italian Serie A. Last season he helped the team to an Italian Cup victory. This year De Nicolao averages 3.7ppg, 4.2rpg, 3.7apg and 1.5spg.
 - **Kaj-Bjorn Sherman** (UTSA 2011-15) plays in Spain in his for season with Servigroup Benidorm, averaging 20.3 ppg, 6.7 rpg and 3.0 apg.
 - **Dhieu Abwok** (UTSA 2021-22) spent last year in Tanzania for Pazi Basketball Club of the Tanzania National Basketball League and has moved to Al Safa in Saudia Arabia this season. Early in the season, Abwok averages 16.7ppg, 6.7 rpg, 2.3 apg, 1.7 bpg and 2.0 spg.
 - **Deon Lyle** (UTSA 2017-18) played last season in New York for the Albany Patroons in The Basketball League (TBL) with 11.4 points and 3 rebounds per game while shooting 43% from the field. This season, and currently is with the ABA's Austin Bats Some other recent pro moves for former Roadrunners
 - **Nick Allen** (UTSA 2015-19) played small forward for Earthfriends Tokyo Z in the Japanese B3 League last season, averaging 6.9 ppg, 5.8 rpg and 1.4 apg.
 - **John Millsap** (UTSA 2003-05) a former Venezuelan LPB and Mexican LNBP All-Star, Millsap is with the Aliens in the Big 3.

THE POSTSEASON SET TO RETURN TO SAN ANTONIO

- The Roadrunners will host the Final Four again in 2025, scheduled for April 5 and 7 at the Alamodome and hosted by UTSA and UIW.
- UTSA last hosted the NCAA South Regional in March 2022 at the AT&T Center where (2) Villanova defeat (5) Houston on its way to the Final Four. (11) Michigan/(1) Arizona also competed in the Regional.
- San Antonio has been the host site of seven Regionals and four Final Fours.



SWIPERS GONNA SWIPE

- UTSA goes at opposing offenses hard as **the Roadrunners rank 10th in the NCAA in steals per game with 10.6 on average. UTSA also ranks 30th in the NCAA in turnovers forced per game at an AAC-leading 16.00** and are sixth in the AAC in turnover margin (1.1).
- Leading the way for UTSA, **Raekwon Horton is 2nd in the AAC and ranks 64th nationally with 2.17 spg**, Jonnivius Smith is 4th in the AAC at 1.83 apg, while Primo Spears is 8th in the AAC at 1.71.

HITTING THE LINE HARD

- Through seven games this season, the Roadrunners are making the most of their 20.7 free throw attempts per game, **converting on 82.1% of chances, which leads the AAC and ranks 4th in the NCAA.**
- For their efforts, the Roadrunners rank 60th nationally, and 7th in the AAC with 17.0 FT/game after bouncing back to drill 23-of-25 free throws to secure the win over Houston Christian and making 15-of-19 at Saint Mary's
- Pacing UTSA, **Primo Spears has hit 38-of-44, ranking 6th in the AAC** with an 86.4 free throw percentage. Marcus Millender has hit 19-of-23 for an 82.6% average, but it's Nazar Mahmoud topping the team percentages with 13-of-14 made (92.9%).

BRINGING SOME BIG NUMBERS TO SATY

- Although the newcomer group has individual averages of 7.8 ppg, a trio of new Roadrunners stand out with their histories of lighting up the scoreboard at previous institutions.
- The biggest point generator on the new UTSA squad is far and away **Primo Spears**, a Florida State transfer. He arrives on campus as one of the most exciting prospects, bringing 60 double-figure games out of 86 games played at FSU, Georgetown and Duquesne. Of those games, he exceeded 20 points on 19 occasions before hitting hitting double-figures each outing and 20 points four times in five UTSA games.
- The strongest long-range shooter coming in is guard **Damari Monsanto**, a Wake Forest transfer who led the ACC with an average of 3.2 threes per game on a team-high 87 made threes in 2022-23, while averaging 13.3 ppg on 42.5 percent shooting from the floor and 40.5 percent from the perimeter. He arrived in San Antonio with 80 games on record and 35 double-figure scoring performances. Among those outings, 13 went for 20+ points. Against Trinity, Monsanto drained four threes and registered 12 points for his 36th career double-figure performance.
- The most dynamic scorer of the new roster, **Tai'Reon "Scootah" Joseph** was the top scorer in the Southwestern Athletic Conference while at Southern in 2023-24, going for 20.5 points per game with 43.8 percent shooting. In total, he's had 26 double-figure games with 12 going for more than 20 in his 75 career games.

HORTON READY IN THE BIG MOMENTS

- James Madison transfer Raekwon Horton is in a rare minority as an active player going to the NCAA tournament with two different institutions.
- Last year, Horton helped the James Madison Dukes to a 35-4 record, a Sun Belt Conference title and the second round of the NCAA tournament. At JMU last year, Horton averaged 6.9 ppg, 4.3 rpg, 1.1 apg and 1.4 spg.
- In 2022-23, in his second season at Charleston, Horton helped the Cougars to a 31-4 record and an NCAA tournament appearance. In his second year at CofC, Horton went for 5.4 ppg, 3.3 rpg, 1.1 apg and 0.7 spg.
- Over the course of his career, Horton has a rep for being ready for big-time moments. Included in that group is JMU's 2023 opener, when he drained the game-winning three in overtime to upset No. 4 Michigan State in the season opener. He also scored eight points with seven rebounds in JMU's NCAA first-round upset of fifth-seeded Wisconsin.

NJIE BROTHERS BACK TOGETHER AGAIN

- The UTSA roster has a pair of brothers, Mo and Babocar Njie, from Centerville, Ohio. Because of their ages, a senior and a freshman, this presents the first time the pair will be able to be on the same roster.
- Their middle brother, Kebba Njie, is a junior at Notre Dame and played with both brothers separately in high school.

HERMES CONVERTS ON NCAA FIRST OPPORTUNITY

- Claiming a hometown of Stockholm, Sweden, where he was raised, forward David Hermes was born in Damascus, Syria.
- Coming to UTSA by way of Indian Hills Community College in Iowa, Hermes played power forward for the Syrian National Team in the 2023 FIBA Basketball World Cup Asian Qualifiers, averaging 3.5 points, 3.0 rebounds and 1.0 assists – also joining the SNT for four games in the 2023 FIBA Olympic Pre-Qualifying Tournament.
- Hermes made his NCAA debut in the opener against Trinity on Nov. 4 with 1:22 of action, becoming the first Syrian-born men's basketball player to appear in NCAA Division I.

UTSA ADDS A PAIR FROM HIGH SCHOOL RANKS IN EARLY SIGNING

- Marking the beginning of the second signing class for UTSA men's basketball under head coach Austin Claunch, the Roadrunners announced on Nov. 14 the early signing of two players for the 2025-26 season. With one from Texas and another from Oklahoma, both signees are from the high school ranks, Dorian Hayes and Kaidon Rayfield.
- "I am incredibly excited about the two players we were able to add in the early signing period," coach Claunch said. "Kaidon and Dorian are a perfect fit for the culture we are building here at UTSA. Our city and fans are going to love watching these guys compete for UTSA in the coming years."

AUSTIN CLAUNCH VS. OPPONENTS

| OPPONENT | CLAUNCH | OPPONENT | CLAUNCH |
|------------------------------|-------------|-------------------------------|------------|
| Abilene Christian | 0-3 | Ole Miss | 0-1 |
| Arizona | 0-1 | Oregon State | 0-1 |
| Arkansas | 0-0 | Paul Quinn | 1-0 |
| Army West Point | 0-0 | Pittsburgh | 1-0 |
| Baylor | 0-3 | Purdue | 0-1 |
| Blue Mountain (MS) | 2-0 | Rhode Island | 0-1 |
| Boston U. | 0-1 | Rice | 0-0 |
| Bradley | 0-1 | Rust College | 1-0 |
| BYU | 0-1 | St. Mary's (CA) | 0-2 |
| California | 0-1 | Sam Houston | 2-3 |
| Cal Poly (SLO) | 1-0 | San Diego | 1-0 |
| Campbellsville - Harrodsburg | 2-0 | Santa Clara | 0-1 |
| Carver | 4-0 | SMU | 0-1 |
| Central Arkansas | 4-2 | South Florida | 0-0 |
| Champion Christian | 1-0 | Spring Hill | 1-0 |
| Charlotte | 0-0 | Southeastern Louisiana | 7-4 |
| East Carolina | 0-0 | Southwestern Christian | 1-0 |
| Florida Atlantic | 0-0 | Southwestern Adventist | 0-0 |
| Houston Christian | 10-1 | Stephen F. Austin | 1-1 |
| Idaho | 1-0 | TCU | 0-1 |
| Idaho State | 1-0 | Temple | 0-0 |
| Illinois | 0-1 | Texas A&M - Commerce | 1-1 |
| Jarvis Christian | 1-0 | Texas A&M - Corpus Christi | 4-4 |
| Lamar | 5-2 | Texas Tech | 0-1 |
| Little Rock | 0-1 | Trinity | 1-0 |
| Louisiana-Monroe | 0-1 | Trinity Baptist | 1-0 |
| Louisville | 0-1 | Troy | 0-1 |
| LSU | 0-2 | Tulane | 0-0 |
| Mobile | 1-0 | Tulsa | 0-0 |
| McNeese | 7-4 | UAB | 0-0 |
| Memphis | 0-0 | UC Davis | 1-0 |
| Merrimack | 1-0 | UC Irvine | 0-1 |
| Mississippi College | 1-0 | UIW | 5-3 |
| Mississippi State | 0-1 | UMBC | 1-0 |
| Mississippi Valley State | 2-0 | Utah Valley | 0-1 |
| New Orleans | 7-3 | Washington State | 0-1 |
| North Carolina A&T | 0-1 | West Virginia | 0-1 |
| North Carolina Central | 1-0 | Western Michigan | 1-0 |
| North Dakota | 0-0 | Wichita State | 0-0 |
| North Texas | 0-0 | Wisconsin | 0-1 |
| Northern Iowa | 1-0 | Wyoming | 0-1 |
| Northwestern State | 9-2 | | |

- **Dorian Hayes – Missouri City, Texas – Guard**
A 6-foot-4, 175-pound three-star (247sports, ESPN) out of the Houston metro and Missouri City's Ridge Point High School, Hayes is likely to be a guard for the Roadrunners and is ranked 14th in Texas by 247Sports, 46th at the small forward position and is the son of former NBA center Chuck Hayes. As a sophomore, Hayes averaged 14.3 points and 5.8 rebounds at Ridge Point. As a junior, Hayes logged 17.2 points, 6.7 rebounds, 2.3 assists and 1.7 steals per game in helping the Panthers to a 23-11 record and a trip to the state playoffs. He also played in The Circuit with Houston Hoops EYBL averaging 11.3 points and 2.0 assists over the summer.

- **Kaidon Rayfield – Oklahoma City, Okla. – Power Forward**
A 6-foot-8, 185-pound three-star (247sports.com, Rivals) power forward originally from Oklahoma City and playing this fall at PHHoenix Prep in Arizona, Rayfield is rated 27th at his position by Rivals. Before PHH Prep, he was a four-star ESPN prospect listed No. 1 in the state at Oklahoma's Putnam City North High School, where he was named to The Oklahoman's Super 5 third team following a dominant junior year with averages of 16 points, eight rebounds and 2.5 blocks per outing.



THE LAST TIME ...

TEAM

Played a ranked team

vs. #23 Florida Atlantic (L, 103-112 OT) (1/21/24)

Beat a ranked team

at #13 Arizona State (W, 87-85) (12/18/94)

Lost to a ranked team at home

vs. #23 Florida Atlantic (L, 103-112 OT) (1/21/24)

Lost to a ranked team on road

at #13 Memphis (L, 101-107 OT) (1/10/24)

Lost to a ranked team at neutral site

vs. #25 Middle Tennessee (L, 86-70) (03/09/17)

Played an overtime game

at RV Saint Mary's (CA) (L, 74-82 OT) (12/3/24)

Played a double-overtime game

at Charlotte (L, 108-114) (02/25/16)

Scored 130+ points

UTSA: 136 vs. East Central (W, 136-68) (11/22/08)

Opp: N/A

Scored 120+ points

UTSA: 123 vs. SW Adventist (W, 123-43) (3/4/21)

Opp: 121 vs. Centenary (L, 116-121) (1/4/90)

Scored 110+ points

UTSA: 116 at Marshall (W, 116-106) (2/2/19)

Opp: 114 at Charlotte (L, 108-114) (02/25/16)

Scored 100+ points

UTSA: 103 vs. Trinity (W, 103-77) (11/4/24)

Opp: 112, vs. #23 Florida Atlantic (L, 103-112 OT) (1/21/24)

Scored 90+ points

UTSA: 103 vs. #23 Florida Atlantic (L, 103-112 OT) (1/21/24)

Opp: 112 vs. #23 Florida Atlantic (L, 103-112 OT) (1/21/24)

Scored less than 50 points

UTSA: 44, at Oklahoma (11/12/21)

Opp: 47, Trinity (11/7/22)

Shot 70+ percent from field

UTSA: N/A

Opp: 70.0% (42-60), UAB (1/07/16)

Shot 60+ percent from field

UTSA: 64.6% (51-79), vs. SW Adventist (3/4/21)

Opp: 62.3% (33-53), Rice (2/3/22)

Shot 50+ percent from field

UTSA: 55.4% (31-56), vs. Prairie View A&M (12/28/23)

Opp: 54.9% (28-51), at Troy (L, 72-86) (11/25/24)

Shot less than 40 percent from field

UTSA: 35.7 (25-70), at Saint Mary's (CA) (L, 74-82 OT) (12/3/24)

Opp: 38.4% (28-73) at SMU (3/2/24)

Shot less than 30 percent from field

UTSA: 29.4% (20-68), vs. South Florida (2/21/24)

Opp: 26.1% (18-69), Dallas Christian (1/3/22)

Shot less than 25 percent from field

UTSA: 25.7% (19-74), UTRGV (12/17/21)

Opp: 23.8% (15-63), Jarvis Christian (1/25/12)

Did not make a 3-pointer

UTSA: vs. Texas (1/05/94)

Opp: at Nicholls (1/14/09)

Won by 20+ points

UTSA: (26) (103-77), vs. Trinity (W, 103-77) (11/4/24)

Opp: (20) (64-84), at Wichita State (2/7/24)

Won by 30+ points

UTSA: (33) (93-60), vs. Arkansas-Fort Smith (12/10/23)

Opp: (40) (106-66), Florida Atlantic (2/23/23)

Won by 40+ points

UTSA: (53) 101-48, vs. Dallas Christian (1/3/22)

Opp: (40) (106-66), Florida Atlantic (2/23/23)

Won by 50+ points

UTSA: (53) 101-48, vs. Dallas Christian (1/3/22)

Opp: (52) 96-44, Oklahoma (11/12/21)

Won by 60+ points

UTSA: (80) 123-43 vs. SW Adventist (3/4/21)

Opp: (66) 50-116 at Texas (12/08/15)

Scored 50+ points in a half

UTSA: 60 (2nd), vs. Trinity (W, 103-77) (11/4/24)

Opp: 53/54 (both), L, 78-107, at Tulsa (1/17/24)

Scored 50 points in both halves

UTSA: 52 (1st), 51 (2nd) W, 103-89 vs. Prairie View A&M (12/28/23)

Opp: 53 (1st), 54 (2nd) L, 78-107, at Tulsa (1/17/24)

Had 5+ players score in double digits

UTSA: [6] Jordan Ivy-Curry (20), Chandler Cuthrell (14), Christian Tucker (12), Dre Fuller Jr. (12), Trey Edmonds (11), PJ Carter (10) on 2/28/24 vs. Tulsa

Opp: [5] Kobe Knox (18), Jose Placer (16), Selton Miguel (15), Chris Youngblood (15), Kasean Pryoron (12) on 1/27/24 at USF

Had 2+ 20-point scorers

UTSA: Primo Spears (24), Marcus Millender (21) at SMC (12/3/24)

Opp: Kevin Cross (23), Jaylen Forbes (23), vs. Tulane (1/24/24)

Had 3+ 20-point scorers

UTSA: Jhivvan Jackson (20), Byron Frohnen (21), Keaton

Wallace (21), at HBU/HCU (11/26/18)

Opp: Johnell Davis (34), Alijah Martin (26), Brandon Weather-
spoon (21) - Florida Atlantic (1/21/24)

PLAYER

Scored 50+ points

UTSA: 52, Roderic Hall, vs. Maine (12/6/97)

Opp: 61, Wayman Tisdale, Oklahoma (12/28/83)

Scored 40+ points

UTSA: 45, Jhivvan Jackson, at ODU (2/6/20)

Opp: 41, Mike Daum, South Dakota State (11/20/18)

Scored 30+ points

UTSA: 31, Primo Spears, vs. Houston Christian (11/30/24)

Opp: 30, Brandon Johnson, East Carolina (2/10/24)

Recorded a triple-double

UTSA: Devin Gibson, (28 pts, 10 reb, 10 ast) vs. Samford (3/9/11)

Opp: Max Fiedler, Rice (24 pts, 13 reb, 11 ast) (1/16/23)

Recorded a double-double

UTSA: Jonnivius Smith (11 pts, 20 reb) vs. Merrimack (11/27/24)

Opp: Mitchell Saxen (15 pts, 13 reb), Paulius Murauskas (12 pts, 12 reb), Luke Barrett (12 pts, 11 reb) St. Mary's (CA) (12/3/24)

Two players (or more) recorded a double-double

UTSA: Chandler Cuthrell (10 pts, 10 reb) & Carlton Linguard Jr. (10

pts, 10 reb) vs South Florida (2/21/24)

Opp: Mitchell Saxen (15 pts, 13 reb), Paulius Murauskas (12 pts, 12 reb), Luke Barrett (12 pts, 11 reb) St. Mary's (CA) (12/3/24)

Recorded 20+ rebounds

UTSA: 20, Jonnivius Smith, vs. Merrimack (11/27/24)

Opp: 22, Wayman Tisdale, Oklahoma (12/28/83)

Recorded 15+ rebounds

UTSA: 20, Jonnivius Smith, vs. Merrimack (11/27/24)

Opp: 15, Yaxel Lendebord, UAB (1/2/24)

Recorded 20+pts/20+reb

UTSA: Clarence McGee (20 pts, 20 reb), vs. Hardin-Simmons (2/27/88)

Opp: Wayman Tisdale (61 pts, 22 reb), Oklahoma, (12/28/83)

Recorded 10+ assists

UTSA: 14, Christian Tucker, Tulsa (2/28/24)

Opp: 13, Jaden Walker, East Carolina (2/10/24)

Made 8+ 3-pointers

UTSA: 8, Keaton Wallace, vs. UAB (3/11/20)

Opp: 8, Keaston Willis, LA Tech (2/19/22)

Made 15+ free throws

UTSA: 16, Japhet Medor, vs. Prairie View A&M (11/22/22)

Opp: 15, Akeem Richmond, East Carolina (2/8/14)

Made 10+ free throws

UTSA: 14, Jordan Ivy-Curry, vs. Florida Atlantic (1/21/24)

Opp: 14, Adam Clark, Merrimack (11/27/24)

Recorded 10+ blocks

UTSA: N/A

Opp: 13, Wojciech Myrda, Louisiana-Monroe (1/17/02)

Recorded 5+ blocks

UTSA: 5, Carlton Linguard Jr. vs. Army West Point (11/21/23)

Opp: 5, Yaxel Lendeborg, UAB (1/2/24)

Recorded 5+ steals

UTSA: 5, Raekwon Horton, at Bradley (11/12/24)

Opp: 5, Tayton Connerway, Troy (11/25/24)

Played every minute (regulation)

UTSA: Marcus Millender, vs. Little Rock (11/16/24)

Opp: Augustas Marciulionis, St. Mary's (12/3/24)

Two players played every minute (regulation)

UTSA: Erik Czumbel & Darius McNeill, at UTEP (1/20/22)

Opp: Taevion Kinsey & Taylan Grogan, Marshall (2/13/20)

Played every minute (+OT)

UTSA: Skylar Wicks, vs. Little Rock (11/16/24)

Opp: Augustas Marciulionis, St. Mary's (12/3/24)

Played every minute (+20T)

UTSA: N/A

Opp: Jon Davis, Charlotte (2/25/16)

Fouled out

UTSA: Jaquan Scott, Jonnivius Smith, at St. Mary's (12/3/24)

Opp: Almar Atlason, Bradley (11/12/24)

Two or more players fouled out

UTSA: [2] Jaquan Scott, Jonnivius Smith, at St. Mary's (12/3/24)

Opp: Jame Harrison, Josh Nzeakor, vs. Lamar (3/14/18)



MISCELLANEOUS STATISTICS

dates to prior seasons = *

| | |
|-----------------------------------|--|
| Current Streak | Lost 1 |
| Current Home Streak | Won 1 |
| Current Road/Neutral Streak | Lost 1 |
| Last Win | Nov. 30 vs. Houston Christian (78-71) |
| Last Home Win | Nov. 30 vs. Houston Christian (78-71) |
| Last Road Win | March 2, 2024 at SMU (77-73)* |
| Last Neutral Win | Nov. 27 vs Merrimack (76-74) |
| Last Loss | December 3, 2024 (A) at Saint Mary's (74-82) |
| Last Home Loss | Nov. 16, 2024 vs. Little Rock (64-81) |
| Last Road Loss | December 3, 2024 (A) at Saint Mary's (74-82) |
| Last Neutral Loss | March 13, 2024 (N) vs. Temple (61-64)* |

2024-25 RECORD BY STARTING LINEUP

| | |
|--|-----|
| Millender, Spears, Monsanto, Horton, Scott | 1-1 |
| Millender, Spears, Wicks, Scott, Njie | 0-1 |
| Millender, Spears, Monsanto, Horton, Njie | 2-2 |

LEADING THE TEAM 2024-25

• Following is the number of times a player led UTSA in scoring, rebounding, assists and steals.

• If two or more players tied for the team lead, all credited

| Player | Pts. | Reb. | Ass. | Blk. | Stl. |
|------------------|------|------|------|------|------|
| Jackson Fazande | - | - | - | - | - |
| Zach Gonsoulin | - | - | - | - | - |
| David Hermes | - | - | - | - | - |
| Raekwon Horton | - | 2 | - | - | 2 |
| Tai'Reon Joseph | - | - | - | - | - |
| Paul Lewis | - | - | - | - | - |
| Nazar Mahmoud | - | - | - | - | - |
| Marcus Millender | - | - | 4 | - | 3 |
| Damari Monsanto | - | - | 1 | - | - |
| Baboucarr Njie | - | - | - | - | - |
| Mo Njie | - | 1 | - | - | - |
| Jaquan Scott | - | 1 | - | 1 | 1 |
| Jonnivius Smith | - | 3 | - | 5 | 2 |
| Primo Spears | 6 | - | 4 | - | 1 |
| Skylar Wicks | - | - | - | - | - |

2024-25 UTSA SPECIALTY STATISTICS

| OPPONENT | POINTS VIA | | | | | | LEAD | | LARGE | | LARGE DEFICIT | |
|----------------------|------------|--------|-------|-------|-------|------|------|------|---------|------------|---------------|--|
| | T/O | 2ND CH | PAINT | FASTB | BENCH | TIES | CHG | LEAD | LEAD TM | W-L, SCORE | OVERCOME/W | |
| Trinity (TX) | 40 | 22 | 38 | 32 | 23 | 9 | 14 | 26 | 26:26 | W, 103-77 | 5 | |
| at Bradley | 25 | 10 | 28 | 14 | 19 | 2 | 4 | 5 | 11:17 | L, 72-85 | N/A | |
| Little Rock | 15 | 11 | 18 | 17 | 21 | 2 | 6 | 1 | 1:58 | L, 64-81 | N/A | |
| at Troy | 21 | 8 | 18 | 23 | 16 | 3 | 5 | 4 | 5:45 | L, 72-86 | N/A | |
| vs. Merrimack | 25 | 26 | 32 | 16 | 19 | 3 | 11 | 16 | 24:18 | W, 76-74 | 14 | |
| Houston Christian | 2 | 6 | 26 | 17 | 6 | 7 | 8 | 15 | 33:06 | W, 78-71 | 3 | |
| at Saint Mary's (CA) | 23 | 19 | 24 | 14 | 15 | 2 | 2 | 1 | 00:30 | L, 74-82 | N/A | |
| at Arkansas | | | | | | | | | | | | |
| at North Dakota | | | | | | | | | | | | |
| vs. SW Adventist | | | | | | | | | | | | |
| at Army West Point | | | | | | | | | | | | |
| at Tulane | | | | | | | | | | | | |
| Tulsa | | | | | | | | | | | | |
| Wichita State | | | | | | | | | | | | |
| at Rice | | | | | | | | | | | | |
| North Texas | | | | | | | | | | | | |
| at UAB | | | | | | | | | | | | |
| Temple | | | | | | | | | | | | |
| at Florida Atlantic | | | | | | | | | | | | |
| at North Texas | | | | | | | | | | | | |
| Tulane | | | | | | | | | | | | |
| East Carolina | | | | | | | | | | | | |
| at Wichita State | | | | | | | | | | | | |
| at Tulsa | | | | | | | | | | | | |
| South Florida | | | | | | | | | | | | |
| at East Carolina | | | | | | | | | | | | |
| Rice | | | | | | | | | | | | |
| Memphis | | | | | | | | | | | | |
| at Charlotte | | | | | | | | | | | | |

2024-25 GAME MARGINS

| | 1 | 2 | 3 | 4 | 5 | 6 | 7 | 8 | 9 | 10 | 11 | 12 | 13 | 14 | 15+ | 20+ |
|-----------|---|---|---|---|---|---|---|---|---|----|----|----|----|----|-----|-----|
| Wins by | - | 1 | - | - | - | - | 1 | - | - | - | - | - | - | - | - | 1 |
| Losses by | - | - | - | - | - | - | - | 1 | - | - | - | - | 1 | 1 | 1 | - |

UTSA IN GAMES DECIDED BY

| 1-5 points | 6-10 points | 11-19 points | 20 or more |
|------------|-------------|--------------|------------|
| 1-0 | 1-1 | 0-3 | 1-0 |

UTSA TOP INDIVIDUAL PERFORMANCES THIS SEASON

| | | |
|---|--|--|
| POINTS 31 - Primo Spears vs. Houston Christian (11/30/24) | FT MADE 7 - Primo Spears vs. Trinity (11/4/24) | ASSISTS 7 - Marcus Millender vs. Trinity (11/4/24) |
| FG MADE 11 - Primo Spears (2x) Last: Houston Chr. (11/30/24) | 7 - Primo Spears vs. Houston Christian (11/30/24) | STEALS 5 - Raekwon Horton at Bradley (11/12/24) |
| FG ATT. 25 - Primo Spears vs. Houston Christian (11/30/24) | 7 - Raekwon Horton vs. Houston Christian (11/30/24) | BLOCKS 3 (3x) - Jonnivius Smith - Last at SMC (12/3/24) |
| FG PCT. .857 (6-7) - Raekwon Horton vs. HCU (11/30/24) | FT ATT. 8 (2x) - Primo Spears Last vs. HCU (11/30/24) | TURNOVERS 5 - Primo Spears vs. Trinity (11/4/24) |
| 3FG MADE 6 - Damari Monsanto at Troy (11/25/24) | FT PCT. (MIN 3)(MULT) 1.000 (7-7) Raekwon Horton vs. HCU (11/30/24) | 5 - Jonnivius Smith at Troy (11/25/24) |
| 3FG ATT. 12 - Damari Monsanto at St. Mary's (12/3/24) | REBOUNDS 20 - Jonnivius Smith vs. Merrimack (11/27/24) | |

UTSA TEAM SINGLE-GAME SEASON HIGHS THIS SEASON

| | | |
|---|---|---|
| POINTS UTSA: 103 vs. Trinity (11/4/24) OPP: 86 at Troy (11/25/24) | 3FG UTSA: 13 at Troy (11/25/24) OPP: 11 at Troy (11/25/24) | ASSISTS UTSA: 16 vs. Trinity (11/4/24) OPP: 21 vs. Little Rock (11/16/24) |
| FMG UTSA: 36 vs. Trinity (11/4/24) OPP: 32 at Bradley (11/12/24) | FREE THROWS MADE UTSA: 20 (3x) Last: Little Rock (11/16/24) OPP: 31 at Saint Mary's (12/3/24) | STEALS UTSA: 21 vs. Trinity (11/4/24) OPP: 15 at Troy (11/25/24) |
| FIELD GOAL PCT. UTSA: .492 vs. Trinity (11/4/24) OPP: .549 at Troy (11/25/24) | REBOUNDS UTSA: 48 vs. Merrimack (11/27/24) OPP: 48 at Bradley (11/12/24) | BLOCKS UTSA: 7 vs. Houston Christian (11/30/24) OPP: 9 (2x) Last vs. Little Rock (11/16/24) |



UTSA IN NCAA RANKINGS

as of 12/6

| Category | NCAA Rank | AAC Rank | Value |
|----------------------------|-----------|----------|-------|
| Assist/Turnover Ratio | 340 | 13 | 0.73 |
| Assists/game | 324 | 11 | 10.9 |
| Bench Points/game | 298 | 10 | 17.0 |
| Blocks/game | 138 | 6 | 3.7 |
| Effective FG pct | 319 | 13 | .467 |
| Fastbreak Points | 9 | 2 | 19.0 |
| FG Percentage | 331 | 13 | .398 |
| FG Percentage Defense | 322 | 13 | .469 |
| Fouls/game | 230 | 11 | 18.0 |
| FT Attempts/game | 135 | 10 | 20.7 |
| FT Percentage | 4 | 1 | .821 |
| FT Made/game | 60 | 7 | 17.0 |
| Rebound Margin | 232 | 8 | 0.3 |
| Rebounds (Defensive)/game | 326 | 13 | 22.29 |
| Rebounds (Offensive)/game | 18 | 3 | 14.86 |
| Rebounds/game | 163 | 8 | 37.14 |
| Scoring Defense | 327 | 13 | 79.4 |
| Scoring Margin | 278 | 13 | -2.4 |
| Scoring Offense | 159 | 7 | 77.0 |
| Steals/game | 10 | 1 | 10.6 |
| 3-Point Attempts/game | 58 | 3 | 27.7 |
| 3-Point Percentage | 248 | 7 | .320 |
| 3-Point Percentage Defense | 307 | 11 | .363 |
| 3-Pointers/game | 98 | 3 | 8.9 |
| Turnover Margin | 157 | 6 | 1.1 |
| Turnovers Forced/game | 30 | 1 | 16.0 |
| Turnovers/game | 322 | 13 | 14.9 |
| Winning Percentage | 255 | 13 | 42.9 |

UTSA IN AAC INDIVIDUAL RANKINGS

top 15 only (as of 12/6)

| Player | Rank | Value |
|-------------------------|------|-------|
| Marcus Millender | | |
| FT Percentage | 11 | 82.6 |
| Minutes/game | 6 | 34:23 |
| Assist/Turnover Ratio | 12 | 1.71 |
| Assists/game | 13 | 3.4 |
| Steals/game | 13 | 1.57 |
| Primo Spears | | |
| Minutes/game | 1 | 36:38 |
| Points/game | 1 | 23.7 |
| Assists/game | 7 | 3.5 |
| FG Attempts | 2 | 132 |
| Steals/game | 8 | 1.71 |
| FG Percentage | 9 | 43.2 |
| FT Percentage | 6 | 86.4 |
| 3FG/game | 14 | 2.00 |
| Raekwon Horton | | |
| Steals/game | 2 | 2.17 |
| Off Rebounds/game | 2 | 3.33 |
| Minutes/game | 11 | 31:58 |
| Rebounds/game | 11 | 6.7 |
| Damari Monsanto | | |
| 3FG/game | 1 | 3.17 |
| 3FG Percentage | 4 | 33.9 |
| 3FG Made | 7 | 19 |
| 3FG Attempts | 6 | 56 |
| Jonnivius Smith | | |
| Blocks/game | 1 | 2.33 |
| Rebounds/game | 1 | 9.7 |
| Def Rebounds/game | 2 | 6.83 |
| Off Rebounds/game | 2 | 3.33 |
| Steals/game | 4 | 1.83 |

UTSA INDIVIDUAL MISCELLANEOUS STATISTICS

DOUBLE-FIGURE SCORING GAMES

| Player | <21-22 | 22-23 | 23-24 | 24-25 | UTSA (Tot) |
|-----------|--------|-------|-------|-------|------------|
| Fazande | - | - | - | - | 0 (0) |
| Gonsoulin | - | 0 | - | 0 | 0 (0) |
| Hermes | - | - | - | - | 0 (0) |
| Horton | 6 | 6 | 10 | 3 | 3 (29) |
| Joseph | 9 | - | 17 | - | 0 (26) |
| Lewis | - | 2 | 2 | 0 | 0 (4) |
| Mahmoud | - | - | 0 | 1 | 1 (1) |
| Millender | - | - | 13 | 4 | 4 (17) |
| Monsanto | 17 | 16 | 2 | 3 | 3 (38) |
| B. Njie | - | - | - | - | 0 (0) |
| M. Njie | 7 | 1 | 0 | - | 0 (8) |
| Scott | - | - | 0 | 1 | 1 (1) |
| Smith | 0 | 9 | 12 | 1 | 1 (22) |
| Spears | 19 | 24 | 17 | 7 | 7 (66) |
| Wicks | 0 | - | 21 | 0 | 0 (21) |

(other institution)

20-POINT+ SCORING GAMES

| Player | <21-22 | 22-23 | 23-24 | 24-25 | UTSA (Tot) |
|-----------|--------|-------|-------|-------|------------|
| Fazande | - | - | - | - | 0 (0) |
| Gonsoulin | - | 0 | - | 0 | 0 (0) |
| Hermes | - | - | - | - | 0 (0) |
| Horton | 0 | 0 | 0 | 0 | 0 (0) |
| Joseph | 1 | - | 11 | - | 0 (12) |
| Lewis | - | 0 | 0 | 0 | 0 (0) |
| Mahmoud | - | - | 0 | 0 | 0 (0) |
| Millender | - | - | 2 | 1 | 1 (3) |
| Monsanto | 6 | 7 | 0 | 0 | 0 (13) |
| B. Njie | - | - | - | - | 0 (0) |
| M. Njie | 0 | 0 | 0 | - | 0 (0) |
| Scott | - | - | 0 | 0 | 0 (0) |
| Smith | 0 | 0 | 0 | 0 | 0 (0) |
| Spears | 8 | 11 | 0 | 6 | 6 (25) |
| Wicks | 0 | - | 8 | 0 | 0 (8) |

(other NCAA institution)

DOUBLE-FIGURE REBOUNDING GAMES

| Player | <21-22 | 22-23 | 23-24 | 24-25 | UTSA (Tot) |
|-----------|--------|-------|-------|-------|------------|
| Fazande | - | - | - | - | 0 (0) |
| Gonsoulin | - | 0 | - | 0 | 0 (0) |
| Hermes | - | - | - | - | 0 (0) |
| Horton | 2 | 0 | 2 | 1 | 1 (5) |
| Joseph | 0 | 0 | 0 | - | 0 (0) |
| Lewis | - | 0 | 0 | 0 | 0 (0) |
| Mahmoud | - | - | 0 | 0 | 0 (0) |
| Millender | - | - | 0 | 0 | 0 (0) |
| Monsanto | 6 | 0 | 0 | 0 | 0 (6) |
| B. Njie | - | - | - | - | 0 (0) |
| M. Njie | 2 | 0 | 0 | - | 0 (2) |
| Scott | - | - | 0 | 1 | 1 (1) |
| Smith | 0 | 0 | 11 | 2 | 2 (12) |
| Spears | 0 | 0 | 0 | 0 | 0 (0) |
| Wicks | 0 | - | 6 | 0 | 0 (6) |

(other NCAA institution)

UTSA SINGLE-GAME RECORDS INDIVIDUAL

POINTS

52 by Roderic Hall vs. Maine (12/6/97)

FIELD GOALS MADE

22 by Derrick Gervin vs. Baylor (1/2/85)

FIELD GOALS ATTEMPTED

33 by Jhivvan Jackson at ODU (2/6/20)

HIGHEST FIELD GOAL PERCENTAGE (min. 10 att.)

92.0% (12-13) by Leon Watson vs. Texas College (11/22/98)

FREE THROWS MADE

20 by McEverett Powers vs. Texas-Arlington (1/24/02)

FREE THROWS ATTEMPTED

26 by McEverett Powers vs. Texas-Arlington (1/24/02)

FREE THROW PERCENTAGE (min. 10 att.)

100% (15-15) by Keaton Wallace vs. TAMU-CC (12/3/19)

100% (14-14) by Afis Olajuwon vs. Sam Houston St. (1/9/93)

100% (13-13) by Keon Lewis vs. Texas A&M-Corpus Christi (11/23/13)

100% (12-12) by Jhivvan Jackson vs. UTEP (1/18/20)

100% (12-12) by Jhivvan Jackson vs. Illinois St. (12/21/19)

100% (12-12) by Keon Lewis vs. UTPA (12/7/13)

100% (11-11) by Devin Gibson vs. Samford (12/20/10)

100% (10-10) by Christian Tucker vs. FAU (1/21/24)

100% (10-10) by Japhet Medor vs. UTEP (2/11/23)

100% (10-10) by Jeff Beverly vs. Texas State (11/25/16)

100% (10-10) by Travis Gabbidon vs. Colgate (1/2/09)

100% (10-10) by Omar Johnson vs. Central Arkansas (2/11/09)

100% (10-10) by Steve Meyer vs. UTPA (12/9/97)

REBOUNDS

25 by Lennell Moore vs. Centenary (1/5/87)

3-POINT FGS MADE

10 by J.R. Harris at UAB (1/7/16)

3-POINT FGS ATTEMPTED

18 (2x) by Jhivvan Jackson vs. Marshall (3/7/20); at ODU (2/6/20)

ASSISTS

14 by Christian Tucker vs. Tulsa (2/28/24)

14 by Issy Washington vs. Jarvis Christian (11/29/86)

STEALS

8 by Kurt Attaway vs. Southeastern Louisiana (3/5/04)

8 by Taju Olajuwon vs. Samford (1/19/91)

BLOCKED SHOTS

6 by Tom Oswald vs. UL Monroe (1/20/96)

TURNOVERS

12 by Andrew Francis vs. Northwestern St. (1/13/07)

12 by Devin Gibson vs. Arkansas (12/12/07)

TEAM

POINTS 136 vs. East Central (11/22/08)

HIGH WIN MARGIN 80 (123-43) vs. SW Adventist (3/4/21)

HIGH LOSS MARGIN 66 (50-116) at Texas (12/8/15)

FG MADE 55 vs. Texas State (11/24/90)

HIGHEST FG% 68.5% (37-54) vs. UTPA (12/18/97)

MOST FT MADE 38 vs. Northwestern State (2/15/01)

38 vs. UT Arlington (1/24/02)

MOST 3FG MADE 19 vs. Arkansas-Fort Smith (12/10/23)

MOST REB 67 vs. Ottawa (11/30/17)/67 vs. Marshall (2/13/20)

MOST ASSISTS 37 vs. Schreiner (12/1/93)

MOST STEALS 27 vs. Samford (1/19/91)

MOST BLOCKS 11 vs. Texas-Pan American (1/24/85)

MOST TURNOVERS 35 vs. Texas (12/5/95)

MOST FOULS 37 vs. Baylor (1/2/85)



CURRENT SEASON THROUGH GAME 1: 2024-25 Season Stats

Game Records

| Record | Overall | Home | Away | Neutral |
|----------------|---------|------|------|---------|
| ALL GAMES | 3-4 | 2-1 | 0-3 | 1-0 |
| CONFERENCE | 0-0 | 0-0 | 0-0 | 0-0 |
| NON-CONFERENCE | 3-4 | 2-1 | 0-3 | 1-0 |

Score by Periods

| Team | 1st | 2nd | OT | TOT |
|-----------|-----|-----|----|-----|
| UTSA | 225 | 307 | 7 | 539 |
| Opponents | 268 | 273 | 15 | 556 |

Team Box Score

| No. | Player | | | | Total | | 3-Point | | F-Throw | | Rebounds | | | | | | | | | | | |
|------------------|-------------------|----------|-------------|------|----------------|-------------|---------------|-------------|----------------|-------------|------------|------------|------------|-------------|------------|----------|------------|------------|-----------|-----------|------------|-------------|
| | | GP-GS | MIN | AVG | FG-FGA | FG% | 3FG-3FGA | 3FG% | FT-FTA | FT% | OFF | DEF | TOT | AVG | PF | DQ | A | TO | BLK | STL | PTS | AVG |
| 1 | SPEARS, Primo | 7-7 | 256:29 | 36.6 | 57-132 | .432 | 14-42 | .333 | 38-44 | .864 | 2 | 12 | 14 | 2.0 | 14 | 0 | 27 | 22 | 0 | 12 | 166 | 23.7 |
| 4 | MILLENDER, Marcus | 7-7 | 240:39 | 34.4 | 27-70 | .386 | 13-33 | .394 | 19-23 | .826 | 7 | 13 | 20 | 2.9 | 18 | 0 | 24 | 14 | 0 | 11 | 86 | 12.3 |
| 12 | MONSANTO, Damari | 6-6 | 167:57 | 28.0 | 20-66 | .303 | 19-56 | .339 | 3-3 | 1.000 | 3 | 24 | 27 | 4.5 | 6 | 0 | 9 | 6 | 1 | 5 | 62 | 10.3 |
| 5 | HORTON, Raekwon | 6-6 | 191:47 | 32.0 | 19-44 | .432 | 3-19 | .158 | 16-22 | .727 | 20 | 20 | 40 | 6.7 | 16 | 1 | 4 | 13 | 1 | 13 | 57 | 9.5 |
| 2 | SCOTT, Jaquan | 4-3 | 78:41 | 19.7 | 11-24 | .458 | 2-5 | .400 | 8-9 | .889 | 13 | 10 | 23 | 5.8 | 13 | 1 | 2 | 10 | 3 | 6 | 32 | 8.0 |
| 15 | SMITH, Jonnivius | 6-0 | 153:49 | 25.6 | 14-27 | .519 | 2-3 | .667 | 9-12 | .750 | 17 | 41 | 58 | 9.7 | 20 | 1 | 4 | 17 | 14 | 11 | 39 | 6.5 |
| 0 | MAHMOUD, Nazar | 7-0 | 75:36 | 10.8 | 8-27 | .296 | 5-16 | .313 | 13-14 | .929 | 7 | 7 | 14 | 2.0 | 6 | 0 | 0 | 3 | 0 | 5 | 34 | 4.9 |
| 6 | NJIE, Mo | 6-5 | 90:10 | 15.0 | 9-17 | .529 | 0-2 | .000 | 6-8 | .750 | 11 | 12 | 23 | 3.8 | 12 | 0 | 0 | 4 | 3 | 1 | 24 | 4.0 |
| 7 | LEWIS, Paul | 2-0 | 24:19 | 12.2 | 2-4 | .500 | 1-2 | .500 | 2-2 | 1.000 | 0 | 2 | 2 | 1.0 | 0 | 0 | 0 | 1 | 1 | 1 | 7 | 3.5 |
| 21 | GONSOLIN, Zach | 3-0 | 06:01 | 2.0 | 3-4 | .750 | 1-2 | .500 | 0-0 | .000 | 0 | 0 | 0 | 0.0 | 0 | 0 | 0 | 0 | 0 | 1 | 7 | 2.3 |
| 24 | NJIE, Baboucarr | 3-0 | 45:52 | 15.3 | 2-9 | .222 | 0-0 | .000 | 3-4 | .750 | 7 | 2 | 9 | 3.0 | 4 | 0 | 1 | 3 | 1 | 2 | 7 | 2.3 |
| 88 | WICKS, Skylar | 7-1 | 83:41 | 12.0 | 6-25 | .240 | 2-14 | .143 | 2-4 | .500 | 6 | 7 | 13 | 1.9 | 13 | 1 | 4 | 4 | 2 | 6 | 16 | 2.3 |
| 14 | HERMES, David | 4-0 | 09:59 | 2.5 | 1-1 | 1.000 | 0-0 | .000 | 0-0 | .000 | 0 | 0 | 0 | 0.0 | 4 | 0 | 1 | 2 | 0 | 0 | 2 | 0.5 |
| Team | | | | | | | | | | | 11 | 6 | 17 | | | | | 5 | | | | |
| Total | | 7 | 1425 | | 179-450 | .398 | 62-194 | .320 | 119-145 | .821 | 104 | 156 | 260 | 37.1 | 126 | 4 | 76 | 104 | 26 | 74 | 539 | 77.0 |
| Opponents | | 7 | 1425 | | 191-407 | .469 | 53-146 | .363 | 121-164 | .738 | 82 | 176 | 258 | 36.9 | 115 | 1 | 113 | 112 | 37 | 69 | 556 | 79.4 |

Team Statistics

| | UTSA | OPP |
|------------------------|----------------|----------------|
| Scoring | 539 | 556 |
| Points per game | 77.0 | 79.4 |
| Scoring margin | -2.4 | - |
| Field goals-att | 179-450 | 191-407 |
| Field goal pct | .398 | .469 |
| 3 point fg-att | 62-194 | 53-146 |
| 3-point FG pct | .320 | .363 |
| 3-pt FG made per game | 8.9 | 7.6 |
| Free throws-att | 119-145 | 121-164 |
| Free throw pct | .821 | .738 |
| F-Throws made per game | 17.0 | 17.3 |
| Rebounds | 260 | 258 |
| Rebounds per game | 37.1 | 36.9 |
| Rebounding margin | +0.3 | - |
| Assists | 76 | 113 |
| Assists per game | 10.9 | 16.1 |
| Turnovers | 104 | 112 |
| Turnovers per game | 14.9 | 16.0 |
| Turnover margin | +1.1 | - |
| Assist/turnover ratio | 0.7 | 1.0 |
| Steals | 74 | 69 |
| Steals per game | 10.6 | 9.9 |
| Blocks | 26 | 37 |
| Blocks per game | 3.7 | 5.3 |
| Winning streak | 0 | - |
| Home win streak | 1 | - |
| Attendance | 2661 | 9806 |
| Home games-Avg/Game | 3-887 | 3-3269 |
| Neutral site-Avg/Game | - | 1-121 |

Team Results

| Date | Opponent | | Score | Att. |
|------------|----------------------|-----|--------|------|
| 11/04/2024 | Trinity (TX) | W | 103-77 | 975 |
| 11/12/2024 | at Bradley | L | 72-85 | 4557 |
| 11/16/2024 | Little Rock | L | 64-81 | 858 |
| 11/25/2024 | at Troy | L | 72-86 | 2234 |
| 11/27/2024 | vs Merrimack | W | 76-74 | 121 |
| 11/30/2024 | Houston Christian | W | 78-71 | 828 |
| 12/03/2024 | at Saint Mary's (CA) | Lot | 74-82 | 3015 |



A LOOK AT LAST SEASON: 2023-24 Season Stats

Game Records

| Record | Overall | Home | Away | Neutral |
|----------------|---------|------|------|---------|
| ALL GAMES | 11-21 | 7-9 | 4-11 | 0-1 |
| CONFERENCE | 5-13 | 2-7 | 3-6 | 0-0 |
| NON-CONFERENCE | 6-8 | 5-2 | 1-5 | 0-1 |

Score by Periods

| Team | 1st | 2nd | OT | TOT |
|-----------|------|------|----|------|
| UTSA | 1156 | 1283 | 44 | 2483 |
| Opponents | 1221 | 1328 | 42 | 2591 |

Team Box Score

| No. | Player | Overall | | | Total | | | 3-Point | | | F-Throw | | Rebounds | | | | Other Stats | | | | | | |
|------------------|------------------------|-----------|-------------|------|-----------------|-------------|----------------|-------------|----------------|-------------|------------|------------|-------------|-------------|------------|-----------|-------------|------------|------------|------------|-------------|-------------|--|
| | | GP-GS | MIN | AVG | FG-FGA | FG% | 3FG-3FGA | 3FG% | FT-FTA | FT% | OFF | DEF | TOT | AVG | PF | DQ | A | TO | BLK | STL | PTS | AVG | |
| 1 | IVY-CURRY, Jordan | 21-0 | 571:15 | 27.2 | 116-289 | .401 | 46-119 | .387 | 82-103 | .796 | 17 | 92 | 109 | 5.2 | 48 | 1 | 63 | 49 | 4 | 19 | 360 | 17.1 | |
| 22 | TUCKER, Christian | 32-32 | 1072:19 | 33.5 | 102-249 | .410 | 31-102 | .304 | 126-144 | .875 | 13 | 81 | 94 | 2.9 | 83 | 1 | 173 | 66 | 10 | 36 | 361 | 11.3 | |
| 21 | CARTER, PJ | 31-10 | 615:03 | 19.8 | 102-246 | .415 | 52-129 | .403 | 40-49 | .816 | 17 | 56 | 73 | 2.4 | 28 | 0 | 27 | 27 | 6 | 17 | 296 | 9.5 | |
| 4 | FULLER JR., Dre | 32-23 | 722:43 | 22.6 | 106-289 | .367 | 47-151 | .311 | 39-57 | .684 | 30 | 112 | 142 | 4.4 | 55 | 1 | 36 | 45 | 16 | 18 | 298 | 9.3 | |
| 2 | LINGUARD, JR., Carlton | 32-27 | 811:20 | 25.4 | 109-261 | .418 | 38-124 | .306 | 42-53 | .792 | 89 | 108 | 197 | 6.2 | 91 | 6 | 24 | 25 | 49 | 7 | 298 | 9.3 | |
| 5 | HOLIMAN, Adante' | 20-16 | 432:37 | 21.6 | 47-149 | .315 | 29-95 | .305 | 26-35 | .743 | 1 | 33 | 34 | 1.7 | 39 | 1 | 40 | 22 | 2 | 14 | 149 | 7.5 | |
| 11 | WYATT, Isaiah | 32-20 | 655:49 | 20.5 | 74-193 | .383 | 48-133 | .361 | 30-40 | .750 | 37 | 73 | 110 | 3.4 | 29 | 0 | 41 | 22 | 4 | 19 | 226 | 7.1 | |
| 3 | EDMONDS, Trey | 32-32 | 709:50 | 22.2 | 85-152 | .559 | 0-0 | .000 | 55-121 | .455 | 70 | 114 | 184 | 5.8 | 69 | 2 | 11 | 40 | 12 | 13 | 225 | 7.0 | |
| 10 | CUTHRELL, Chandler | 31-0 | 471:57 | 15.2 | 46-117 | .393 | 16-48 | .333 | 44-67 | .657 | 45 | 92 | 137 | 4.4 | 40 | 0 | 17 | 24 | 12 | 12 | 152 | 4.9 | |
| 14 | DIOUF, Massal | 32-0 | 359:15 | 11.2 | 43-68 | .632 | 0-0 | .000 | 7-20 | .350 | 30 | 59 | 89 | 2.8 | 77 | 5 | 9 | 15 | 18 | 5 | 93 | 2.9 | |
| 0 | MAHMOUD, Nazar | 14-0 | 77:53 | 5.6 | 7-27 | .259 | 4-21 | .190 | 7-12 | .583 | 2 | 9 | 11 | 0.8 | 14 | 0 | 3 | 3 | 0 | 1 | 25 | 1.8 | |
| Team | | | | | | | | | | | 68 | 41 | 109 | | | | 22 | | | | | | |
| Total | | 32 | 6500 | | 837-2040 | .410 | 311-922 | .337 | 498-701 | .710 | 419 | 870 | 1289 | 40.3 | 573 | 17 | 444 | 360 | 133 | 161 | 2483 | 77.6 | |
| Opponents | | 32 | 6500 | | 908-2032 | .447 | 280-761 | .368 | 495-699 | .708 | 348 | 873 | 1221 | 38.2 | 568 | 8 | 477 | 303 | 144 | 195 | 2591 | 81.0 | |

Team Statistics

| | UTSA | OPP |
|------------------------|-----------------|-----------------|
| Scoring | 2483 | 2591 |
| Points per game | 77.6 | 81.0 |
| Scoring margin | -3.4 | - |
| Field goals-att | 837-2040 | 908-2032 |
| Field goal pct | .410 | .447 |
| 3 point fg-att | 311-922 | 280-761 |
| 3-point FG pct | .337 | .368 |
| 3-pt FG made per game | 9.7 | 8.8 |
| Free throws-att | 498-701 | 495-699 |
| Free throw pct | .710 | .708 |
| F-Throws made per game | 15.6 | 15.5 |
| Rebounds | 1289 | 1221 |
| Rebounds per game | 40.3 | 38.2 |
| Rebounding margin | +2.1 | - |
| Assists | 444 | 477 |
| Assists per game | 13.9 | 14.9 |
| Turnovers | 360 | 303 |
| Turnovers per game | 11.3 | 9.5 |
| Turnover margin | -1.8 | - |
| Assist/turnover ratio | 1.2 | 1.6 |
| Steals | 161 | 195 |
| Steals per game | 5.0 | 6.1 |
| Blocks | 133 | 144 |
| Blocks per game | 4.2 | 4.5 |
| Winning streak | 0 | - |
| Home win streak | 0 | - |
| Attendance | 19888 | 63184 |
| Home games-Avg/Game | 16-1243 | 15-4212 |
| Neutral site-Avg/Game | - | 1-0 |

Team Results

| Date | Opponent | Score | Att. |
|------------|----------------------|-------------|-------|
| 11/06/2023 | Western Ill. | Wot 78-68 | 1567 |
| 11/10/2023 | at Minnesota | L 76-102 | 6973 |
| 11/14/2023 | at Lamar University | L 82-90 | 3264 |
| 11/17/2023 | at Texas St. | L 62-72 | 1801 |
| 11/20/2023 | at Houston Christian | W 89-87 | 804 |
| 11/24/2023 | Jacksonville St. | L 62-77 | 676 |
| 11/25/2023 | UIW | W 90-80 | 916 |
| 11/30/2023 | Lamar University | W 86-83 | 1535 |
| 12/10/2023 | Ark.-Fort Smith | W 93-60 | 927 |
| 12/13/2023 | at Little Rock | L 84-93 | 1224 |
| 12/17/2023 | at Oregon St. | L 65-66 | 2440 |
| 12/21/2023 | Army West Point | L 53-63 | 1193 |
| 12/28/2023 | Prairie View | W 103-89 | 1082 |
| 01/02/2024 | UAB | L 76-78 | 744 |
| 01/06/2024 | at Rice | Wot 89-82 | 1424 |
| 01/10/2024 | at Memphis | Lot 101-107 | 11390 |
| 01/13/2024 | Charlotte | L 58-66 | 1202 |
| 01/17/2024 | at Tulsa | L 78-107 | 3518 |
| 01/21/2024 | Fla. Atlantic | Lot 103-112 | 1929 |
| 01/24/2024 | Tulane | W 89-88 | 1281 |
| 01/27/2024 | at South Fla. | L 72-89 | 5271 |
| 02/03/2024 | Rice | L 76-80 | 1387 |
| 02/07/2024 | at Wichita St. | L 64-84 | 6133 |
| 02/10/2024 | East Carolina | L 73-84 | 1535 |
| 02/15/2024 | at Charlotte | L 70-79 | 3706 |
| 02/18/2024 | at Temple | L 77-83 | 4482 |
| 02/21/2024 | South Fla. | L 61-66 | 1580 |
| 02/24/2024 | at North Texas | W 64-62 | 5247 |
| 02/28/2024 | Tulsa | W 89-73 | 1238 |
| 03/02/2024 | at SMU | W 77-73 | 5507 |
| 03/10/2024 | Temple | L 82-84 | 1096 |
| 03/13/2024 | vs Temple | L 61-64 | 0 |



A LOOK AT LAST SEASON: 2023-24 CONFERENCE-ONLY STATS

| Record | Overall | Home | Away | Neutral |
|----------------|---------|------|------|---------|
| ALL GAMES | 5-13 | 2-7 | 3-6 | 0-0 |
| CONFERENCE | 5-13 | 2-7 | 3-6 | 0-0 |
| NON-CONFERENCE | 0-0 | 0-0 | 0-0 | 0-0 |

Team Box Score

| No. | Player | | | | Total | | 3-Point | | F-Throw | | Rebounds | | | | | | | | | | | |
|------------------|------------------------|-----------|-------------|------|-----------------|-------------|----------------|-------------|----------------|-------------|------------|------------|------------|-------------|------------|-----------|------------|------------|-----------|------------|-------------|-------------|
| | | GP-GS | MIN | AVG | FG-FGA | FG% | 3FG-3FGA | 3FG% | FT-FTA | FT% | OFF | DEF | TOT | AVG | PF | DQ | A | TO | BLK | STL | PTS | AVG |
| 1 | IVY-CURRY, Jordan | 18-0 | 498:44 | 27.7 | 103-260 | .396 | 43-110 | .391 | 76-95 | .800 | 16 | 82 | 98 | 5.4 | 45 | 1 | 47 | 39 | 4 | 18 | 325 | 18.1 |
| 21 | CARTER, PJ | 17-9 | 312:46 | 18.4 | 58-134 | .433 | 35-82 | .427 | 30-32 | .938 | 12 | 36 | 48 | 2.8 | 13 | 0 | 15 | 13 | 3 | 8 | 181 | 10.6 |
| 22 | TUCKER, Christian | 18-18 | 619:60 | 34.4 | 52-133 | .391 | 14-55 | .255 | 55-63 | .873 | 6 | 45 | 51 | 2.8 | 44 | 1 | 100 | 39 | 5 | 22 | 173 | 9.6 |
| 4 | FULLER JR., Dre | 18-10 | 372:24 | 20.7 | 59-152 | .388 | 26-80 | .325 | 17-29 | .586 | 13 | 43 | 56 | 3.1 | 24 | 0 | 14 | 23 | 8 | 11 | 161 | 8.9 |
| 2 | LINGUARD, JR., Carlton | 18-18 | 463:44 | 25.8 | 60-142 | .423 | 21-71 | .296 | 18-22 | .818 | 47 | 51 | 98 | 5.4 | 57 | 4 | 14 | 13 | 18 | 3 | 159 | 8.8 |
| 3 | EDMONDS, Trey | 18-18 | 414:57 | 23.1 | 44-82 | .537 | 0-0 | .000 | 30-63 | .476 | 36 | 61 | 97 | 5.4 | 31 | 0 | 5 | 24 | 5 | 6 | 118 | 6.6 |
| 10 | CUTHRELL, Chandler | 17-0 | 271:38 | 16.0 | 27-60 | .450 | 13-32 | .406 | 28-44 | .636 | 25 | 56 | 81 | 4.8 | 22 | 0 | 13 | 11 | 5 | 6 | 95 | 5.6 |
| 5 | HOLIMAN, Adante' | 9-6 | 156:39 | 17.4 | 13-52 | .250 | 9-32 | .281 | 9-12 | .750 | 0 | 11 | 11 | 1.2 | 11 | 0 | 12 | 8 | 0 | 6 | 44 | 4.9 |
| 11 | WYATT, Isaiah | 18-11 | 304:56 | 16.9 | 29-88 | .330 | 16-55 | .291 | 4-6 | .667 | 21 | 28 | 49 | 2.7 | 12 | 0 | 22 | 5 | 0 | 7 | 78 | 4.3 |
| 14 | DIOUF, Massal | 18-0 | 234:02 | 13.0 | 27-42 | .643 | 0-0 | .000 | 3-8 | .375 | 21 | 37 | 58 | 3.2 | 47 | 4 | 6 | 11 | 9 | 4 | 57 | 3.2 |
| 0 | MAHMOUD, Nazar | 5-0 | 25:10 | 5.0 | 1-8 | .125 | 1-8 | .125 | 5-8 | .625 | 0 | 4 | 4 | 0.8 | 4 | 0 | 0 | 0 | 0 | 1 | 8 | 1.6 |
| Team | | | | | | | | | | | 43 | 22 | 65 | | | | 15 | | | | | |
| Total | | 18 | 3675 | | 473-1153 | .410 | 178-525 | .339 | 275-382 | .720 | 240 | 476 | 716 | 39.8 | 310 | 10 | 248 | 201 | 57 | 92 | 1399 | 77.7 |
| Opponents | | 18 | 3675 | | 523-1130 | .463 | 178-453 | .393 | 273-382 | .715 | 181 | 485 | 666 | 37.0 | 307 | 3 | 277 | 168 | 78 | 115 | 1497 | 83.2 |

Team Statistics

| | UTSA | OPP |
|------------------------|-----------------|-----------------|
| Scoring | 1399 | 1497 |
| Points per game | 77.7 | 83.2 |
| Scoring margin | -5.4 | - |
| Field goals-att | 473-1153 | 523-1130 |
| Field goal pct | .410 | .463 |
| 3 point fg-att | 178-525 | 178-453 |
| 3-point FG pct | .339 | .393 |
| 3-pt FG made per game | 9.9 | 9.9 |
| Free throws-att | 275-382 | 273-382 |
| Free throw pct | .720 | .715 |
| F-Throws made per game | 15.3 | 15.2 |
| Rebounds | 716 | 666 |
| Rebounds per game | 39.8 | 37.0 |
| Rebounding margin | +2.8 | - |
| Assists | 248 | 277 |
| Assists per game | 13.8 | 15.4 |
| Turnovers | 201 | 168 |
| Turnovers per game | 11.2 | 9.3 |
| Turnover margin | -1.8 | - |
| Assist/turnover ratio | 1.2 | 1.6 |
| Steals | 92 | 115 |
| Steals per game | 5.1 | 6.4 |
| Blocks | 57 | 78 |
| Blocks per game | 3.2 | 4.3 |
| Winning streak | 0 | - |
| Home win streak | 0 | - |
| Attendance | 11992 | 46678 |
| Home games-Avg/Game | 9-1332 | 9-5186 |
| Neutral site-Avg/Game | - | 0-0 |

Score by Periods

| Team | 1st | 2nd | OT | TOT |
|-----------|-----|-----|----|------|
| UTSA | 669 | 699 | 31 | 1399 |
| Opponents | 723 | 735 | 39 | 1497 |





0 • NAZAR MAHMOUD

6-5 • 195 • Sophomore - 1L • Guard
Leander, Texas (Spring Creek Academy)

| SEASON/CAREER HIGHS | |
|---------------------|------------------------------|
| POINTS | 10 vs Little Rock (11/16/24) |
| REBOUNDS | 6 vs Little Rock (11/16/24) |
| ASSISTS | - |
| STEALS | 2 vs Little Rock (11/16/24) |
| BLOCKS | - |
| FG MADE | 2 vs Little Rock (11/16/24) |
| FG ATT. | 9 vs Little Rock (11/16/24) |
| 3FG MADE | 2 vs Little Rock (11/16/24) |
| 3FG ATT. | 6 vs Little Rock (11/16/24) |
| FT MADE | 4 vs Little Rock (11/16/24) |
| FT ATT. | 5 vs Little Rock (11/16/24) |

| CAREER HIGHS | |
|--------------|-------------------------------------|
| POINTS | 10 vs Little Rock (11/16/24) |
| REBOUNDS | 6 vs Little Rock (11/16/24) |
| ASSISTS | 2 vs Ark.-Fort Smith (12/10/23) |
| STEALS | 2 vs Little Rock (11/16/24) |
| BLOCKS | None |
| FG MADE | 2 (2x) Last: Little Rock (11/16/24) |
| FG ATT. | 9 vs Little Rock (11/16/24) |
| 3FG MADE | 2 (2x) Last: Little Rock (11/16/24) |
| 3FG ATT. | 9 vs Little Rock (11/16/24) |
| FT MADE | 4 vs Little Rock (11/16/24) |
| FT ATT. | 5 vs Little Rock (11/16/24) |

| (SEASON/CAREER) | |
|-----------------------|-------|
| DOUBLE-DIGIT SCORING | (1/1) |
| DOUBLE-DIGIT REBOUNDS | (-/-) |
| DOUBLE-DOUBLES | (-/-) |

MAHMOUD'S CAREER STATS

| SEASON | TEAM | GP-GS | MIN/AVG | Field Goals | | | 3-Point | | F-Throws | | Rebounds | | | | Scoring | | | | | |
|--------------|------|-------------|----------------|--------------|-------------|-------------|-------------|--------------|-------------|----------|-----------|-----------|------------|-------------|----------|----------|----------|----------|-----------|------------|
| | | | | FG-FGA | FG% | 3FG-3FGA | 3FG% | FT-FTA | FT% | OFF | DEF | TOT | AVG | PF-FO | A | TO | BLK | STL | PTS | AVG |
| 2023-24 | UTSA | 14-0 | 78/5.6 | 7-27 | .259 | 4-21 | .190 | 7-12 | .583 | 2 | 9 | 11 | 0.8 | 14-0 | 3 | 3 | 0 | 1 | 25 | 1.8 |
| 2024-25 | UTSA | 7-0 | 76/10.8 | 8-27 | .296 | 5-16 | .313 | 13-14 | .929 | 7 | 7 | 14 | 2.0 | 6-0 | 0 | 3 | 0 | 5 | 34 | 4.9 |
| TOTAL | | 21-0 | 153/7.3 | 15-54 | .278 | 9-37 | .243 | 20-26 | .769 | 9 | 16 | 25 | 1.2 | 20-0 | 3 | 6 | 0 | 6 | 59 | 2.8 |



1 • PRIMO SPEARS

6-3 • 185 • Senior - TR • Guard
Hartford, Conn. (Windsor HS/Last: Florida State)

| SEASON HIGHS | |
|--------------|--|
| POINTS | 31 vs Houston Christian (11/30/24) |
| REBOUNDS | 5 Merrimack (11/27/24) |
| ASSISTS | 5 (3x) Last: Houston Christian (11/30/24) |
| STEALS | 4 vs Trinity (11/4/24) |
| BLOCKS | - |
| FG MADE | 11 (2x) Last: Houston Christian (11/30/24) |
| FG ATT. | 25 vs Houston Christian (11/30/24) |
| 3FG MADE | 5 vs Merrimack (11/27/24) |
| 3FG ATT. | 10 vs Houston Christian (11/30/24) |
| FT MADE | 7 (2x) Last: Houston Christian (11/30/24) |
| FT ATT. | 8 (2x) Last: Houston Christian (11/30/24) |

| CAREER HIGHS | |
|--------------|----------------------------------|
| POINTS | 37 at Xavier (1/21/23) |
| REBOUNDS | 7 at VCU (2/5/22) |
| ASSISTS | 11 (2x) LAST at XAVIER (1/21/23) |
| STEALS | 6 vs AMERICAN (11/28/21) |
| BLOCKS | 1 - 5 TIMES |
| FG MADE | 15 at XAVIER (1/21/23) |
| FG ATT. | 31 at XAVIER (1/21/23) |
| 3FG MADE | 5 vs Merrimack (11/27/24) |
| 3FG ATT. | 11 at XAVIER (1/21/23) |
| FT MADE | 9 at SYRACUSE (12/10/22) |
| FT ATT. | 11 vs DEPAUL (1/24/23) |

| (SEASON/CAREER) | |
|----------------------|--------|
| DOUBLE-DIGIT SCORING | (7/66) |
| 20+ POINT GAMES | (6/25) |
| 5+ STEALS | (0/1) |
| 5+ ASSISTS | (3/30) |

SPEARS' CAREER STATS

| SEASON | TEAM | GP-GS | MIN/AVG | Field Goals | | | 3-Point | | F-Throws | | Rebounds | | | | Scoring | | | | | |
|-----------------------|-------|--------------|------------------|-----------------|-------------|---------------|-------------|----------------|-------------|-----------|------------|------------|------------|--------------|------------|------------|----------|------------|-------------|-------------|
| | | | | FG-FGA | FG% | 3FG-3FGA | 3FG% | FT-FTA | FT% | OFF | DEF | TOT | AVG | PF-FO | A | TO | BLK | STL | PTS | AVG |
| 2021-22 | DU | 30-28 | 967/32.2 | 139-379 | .367 | 30-100 | .300 | 73-98 | .745 | 10 | 65 | 75 | 2.5 | 45-0 | 91 | 62 | 4 | 39 | 381 | 12.7 |
| 2022-23 | GTown | 32-32 | 1194/37.3 | 194-475 | .408 | 27-90 | .300 | 96-121 | .793 | 20 | 76 | 96 | 3.0 | 54-1 | 169 | 106 | 1 | 36 | 511 | 16.0 |
| 2023-24 | FSU | 24-0 | 545/22.7 | 93-237 | .392 | 16-60 | .267 | 52-68 | .765 | 7 | 31 | 38 | 1.6 | 32-1 | 51 | 46 | 0 | 29 | 254 | 10.6 |
| 2024-25 | UTSA | 7-7 | 256/36.6 | 57-132 | .432 | 14-42 | .333 | 38-44 | .864 | 2 | 12 | 14 | 2.0 | 14-0 | 27 | 22 | 0 | 12 | 166 | 23.7 |
| TOTAL FOR UTSA | | 7-7 | 256/36.6 | 57-132 | .432 | 14-42 | .333 | 38-44 | .864 | 2 | 12 | 14 | 2.0 | 14-0 | 27 | 22 | 0 | 12 | 166 | 23.7 |
| TOTAL | | 93-67 | 2963/31.9 | 483-1223 | .395 | 87-292 | .298 | 259-331 | .782 | 39 | 184 | 223 | 2.4 | 145-2 | 338 | 236 | 5 | 116 | 1312 | 14.1 |





2 • JAQUAN SCOTT

6-8 • 230 • Senior - TR • Forward/Center
 Dallas, Texas (TLAP Sports Academy (FL)/Last: Mississippi State)

| SEASON HIGHS | |
|--------------|-------------------------------------|
| POINTS | 16 vs Trinity (11/4/24) |
| REBOUNDS | 14 at Saint Mary's (12/3/24) |
| ASSISTS | 2 vs Little Rock (11/16/24) |
| STEALS | 3 vs Little Rock (11/16/24) |
| BLOCKS | 2 vs Trinity (11/4/24) |
| FG MADE | 7 vs Trinity (11/4/24) |
| FG ATT. | 10 vs Trinity (11/4/24) |
| 3FG MADE | 1 (2x) Last: Saint Mary's (12/3/24) |
| 3FG ATT. | 2 (2x) Last: Saint Mary's (12/3/24) |
| FT MADE | 4 at Saint Mary's (12/3/24) |
| FT ATT. | 4 at Saint Mary's (12/3/24) |

| DI HIGHS | |
|----------|-------------------------------------|
| POINTS | 16 vs Trinity (11/4/24) |
| REBOUNDS | 14 at Saint Mary's (12/3/24) |
| ASSISTS | 2 vs Little Rock (11/16/24) |
| STEALS | 3 Little Rock (11/16/24) |
| BLOCKS | 2 vs Trinity (11/4/24) |
| FG MADE | 7 vs Trinity (11/4/24) |
| FG ATT. | 10 vs Trinity (11/4/24) |
| 3FG MADE | 1 (2x) Last: Saint Mary's (12/3/24) |
| 3FG ATT. | 2 (2x) Saint Mary's (12/3/24) |
| FT MADE | 4 at Saint Mary's (12/3/24) |
| FT ATT. | 4 at Saint Mary's (12/3/24) |

| (SEASON/CAREER) | |
|-----------------------|-------|
| DOUBLE-DIGIT SCORING | (1/1) |
| DOUBLE-DIGIT REBOUNDS | (1/1) |
| DOUBLE-DOUBLES | (-/-) |

SCOTT'S CAREER STATS

| SEASON | TEAM | GP-GS | MIN/AVG | Field Goals | | 3-Point | | F-Throws | | Rebounds | | | | Scoring | | | | | | |
|-----------------------|------|-------------|----------------|--------------|-------------|------------|-------------|-------------|-------------|-----------|-----------|-----------|------------|-------------|----------|-----------|----------|-----------|-----------|------------|
| | | | | FG-FGA | FG% | 3FG-3FGA | 3FG% | FT-FTA | FT% | OFF | DEF | TOT | AVG | PF-FO | A | TO | BLK | STL | PTS | AVG |
| 2023-24 | MS | 11-0 | 66/6.0 | 6-15 | .400 | 0-1 | .000 | 1-5 | .200 | 5 | 11 | 16 | 1.5 | 9-0 | 4 | 7 | 1 | 4 | 13 | 1.2 |
| 2024-25 | UTSA | 4-3 | 79/19.7 | 11-24 | .458 | 2-5 | .400 | 8-9 | .889 | 13 | 10 | 23 | 5.8 | 13-1 | 2 | 10 | 3 | 6 | 32 | 8.0 |
| TOTAL FOR UTSA | | 4-3 | 79/19.7 | 11-24 | .458 | 2-5 | .400 | 8-9 | .889 | 13 | 10 | 23 | 5.8 | 13-1 | 2 | 10 | 3 | 6 | 32 | 8.0 |
| TOTAL | | 15-3 | 144/9.6 | 17-39 | .436 | 2-6 | .333 | 9-14 | .643 | 18 | 21 | 39 | 2.6 | 22-1 | 6 | 17 | 4 | 10 | 45 | 3.0 |



3 • TAI'REON "SCOOTAH" JOSEPH

6-3 • 180 • r-Senior - TR • Guard
 Baton Rouge, La. (Scotlandville Magnet/Last: Southern U.)

| SEASON HIGHS | |
|--------------|---|
| POINTS | - |
| REBOUNDS | - |
| ASSISTS | - |
| STEALS | - |
| BLOCKS | - |
| FG MADE | - |
| FG ATT. | - |
| 3FG MADE | - |
| 3FG ATT. | - |
| FT MADE | - |
| FT ATT. | - |

| CAREER HIGHS | |
|--------------|------------------------------------|
| POINTS | 33 at Florida A&M (1/13/24) |
| REBOUNDS | 7 at Mississippi St. (12/3/23) |
| ASSISTS | 5 (2x) Last: at Arizona (11/13/23) |
| STEALS | 5 vs. Champion Chris. (12/12/23) |
| BLOCKS | - |
| FG MADE | 12 at Florida A&M (1/13/24) |
| FG ATT. | 27 at Bethune-Cookman (1/15/24) |
| 3FG MADE | 8 at Florida A&M (1/13/24) |
| 3FG ATT. | 19 at Florida A&M (1/13/24) |
| FT MADE | 8 at Bethune-Cookman (1/15/24) |
| FT ATT. | 10 at Bethune-Cookman (1/15/24) |

| (SEASON/CAREER) | |
|----------------------|--------|
| DOUBLE-DIGIT SCORING | (0/26) |
| 20+ POINT GAMES | (0/12) |
| 5+ REBOUNDS | (0/5) |
| DOUBLE-DOUBLES | (0/0) |

JOSEPH'S CAREER STATS

| SEASON | TEAM | GP-GS | MIN/AVG | Field Goals | | 3-Point | | F-Throws | | Rebounds | | | | Scoring | | | | | | |
|-----------------------|------|--------------|------------------|----------------|-------------|----------------|-------------|---------------|-------------|-----------|------------|------------|------------|--------------|-----------|-----------|----------|-----------|------------|------------|
| | | | | FG-FGA | FG% | 3FG-3FGA | 3FG% | FT-FTA | FT% | OFF | DEF | TOT | AVG | PF-FO | A | TO | BLK | STL | PTS | AVG |
| 2020-21 | APSU | 27-12 | 478/17.7 | 64-163 | .393 | 31-90 | .344 | 13-21 | .619 | 9 | 23 | 32 | 1.2 | 35-0 | 29 | 30 | 0 | 16 | 172 | 6.4 |
| 2021-22 | Rad | 29-9 | 499/17.2 | 42-122 | .344 | 23-76 | .303 | 12-18 | .667 | 3 | 41 | 44 | 1.5 | 32-0 | 20 | 17 | 0 | 14 | 119 | 4.1 |
| 2023-24 | SU | 19-16 | 586/30.9 | 146-333 | .438 | 52-170 | .306 | 45-67 | .672 | 12 | 47 | 59 | 3.1 | 37-1 | 32 | 47 | 0 | 30 | 389 | 20.5 |
| TOTAL FOR UTSA | | 0-0 | 0/0.0 | 0-0 | .000 | 0-0 | .000 | 0-0 | .000 | 0 | 0 | 0 | 0.0 | 0-0 | 0 | 0 | 0 | 0 | 0 | 0 |
| TOTAL | | 75-37 | 1563/20.8 | 252-618 | .408 | 106-336 | .315 | 70-106 | .660 | 24 | 111 | 135 | 1.8 | 104-1 | 81 | 94 | 0 | 60 | 680 | 9.1 |





4 • MARCUS "SMURF" MILLENDER

5-11 • 180 • Sophomore - TR • Point Guard
Houston, Texas (Clear Brook HS/Last: South Alabama)

| SEASON HIGHS | |
|--------------|---|
| POINTS | 21 at Saint Mary's (12/3/24) |
| REBOUNDS | 5 at Bradley (11/12/24) |
| ASSISTS | 7 vs Trinity (11/4/24) |
| STEALS | 3 at Saint Mary's (12/3/24) |
| BLOCKS | - |
| FG MADE | 9 at Saint Mary's (12/3/24) |
| FG ATT. | 17 at Saint Mary's (12/3/24) |
| 3FG MADE | 3 (2x) Last: Saint Mary's (12/3/24) |
| 3FG ATT. | 8 vs Little Rock (11/16/24) |
| FT MADE | 4 (3x) Last: Houston Christian (11/30/24) |
| FT ATT. | 4 (4x) Last: Houston Christian (11/30/24) |

| CAREER HIGHS | |
|--------------|-------------------------------------|
| POINTS | 27 at Arkansas St. (2/24/24) |
| REBOUNDS | 9 vs Nicholls (11/16/23) |
| ASSISTS | 10 vs Nicholls (11/16/23) |
| STEALS | 3 (3x) Last: Saint Mary's (12/3/24) |
| BLOCKS | 2 vs Mobile (11/6/23) |
| FG MADE | 9 at Saint Mary's (12/3/24) |
| FG ATT. | 21 vs Nicholls (11/16/23) |
| 3FG MADE | 5 at Arkansas St. (2/24/24) |
| 3FG ATT. | 8 vs Little Rock (11/16/24) |
| FT MADE | 9 vs Alabama A&M (12/21/23) |
| FT ATT. | 10 vs Alabama A&M (12/21/23) |

| (SEASON/CAREER) | |
|----------------------|--------|
| DOUBLE-DIGIT SCORING | (5/18) |
| 20+ POINT GAMES | (1/3) |
| 5+ STEALS | (0/0) |
| 5 + ASSISTS | (1/10) |

MILLENDER'S CAREER STATS

| SEASON | TEAM | GP-GS | MIN/AVG | Field Goals | | 3-Point | | F-Throws | | Rebounds | | | | Scoring | | | | | | |
|-----------------------|------|--------------|------------------|----------------|-------------|---------------|-------------|---------------|-------------|-----------|-----------|------------|------------|-------------|------------|-----------|----------|-----------|------------|-------------|
| | | | | FG-FGA | FG% | 3FG-3FGA | 3FG% | FT-FTA | FT% | OFF | DEF | TOT | AVG | PF-FO | A | TO | BLK | STL | PTS | AVG |
| 2023-24 | USA | 32-15 | 894/28.0 | 104-246 | .423 | 32-73 | .438 | 69-89 | .775 | 8 | 85 | 93 | 2.9 | 69-2 | 107 | 63 | 2 | 27 | 309 | 9.7 |
| 2024-25 | UTSA | 7-7 | 241/34.4 | 27-70 | .386 | 13-33 | .394 | 19-23 | .826 | 7 | 13 | 20 | 2.9 | 18-0 | 24 | 14 | 0 | 11 | 86 | 12.3 |
| TOTAL FOR UTSA | | 7-7 | 241/34.4 | 27-70 | .386 | 13-33 | .394 | 19-23 | .826 | 7 | 13 | 20 | 2.9 | 18-0 | 24 | 14 | 0 | 11 | 86 | 12.3 |
| TOTAL | | 39-22 | 1135/29.1 | 131-316 | .415 | 45-106 | .425 | 88-112 | .786 | 15 | 98 | 113 | 2.9 | 87-2 | 131 | 77 | 2 | 38 | 395 | 10.1 |



5 • RAEKWON HORTON

6-6 • 215 • Senior - TR • Forward/Guard
Santee, S.C. (W.J. Keenan HS/Last: James Madison)

| SEASON HIGHS | |
|--------------|---|
| POINTS | 19 vs Houston Christian (11/30/24) |
| REBOUNDS | 10 at Troy (11/25/24) |
| ASSISTS | 1 (4x) Last: Saint Mary's (12/3/24) |
| STEALS | 5 at Bradley (11/12/24) |
| BLOCKS | 1 vs Houston Christian (11/30/24) |
| FG MADE | 6 vs Houston Christian (11/30/24) |
| FG ATT. | 11 at Bradley (11/12/24) |
| 3FG MADE | 2 at Bradley (11/12/24) |
| 3FG ATT. | 7 at Bradley (11/12/24) |
| FT MADE | 7 vs Houston Christian (11/30/24) |
| FT ATT. | 7 (2x) Last: Houston Christian (11/30/24) |

| CAREER HIGHS | |
|--------------|---------------------------------------|
| POINTS | 19 vs Houston Christian (11/30/24) |
| REBOUNDS | 10 (5x) Last: Troy (11/25/24) |
| ASSISTS | 3 - 9 times |
| STEALS | 5 (2x) Last at Bradley (11/12/24) |
| BLOCKS | 2 (3x) Last: vs Fresno St. (11/22/23) |
| FG MADE | 8 vs Old Dominion (2/3/24) |
| FG ATT. | 11 (2x) Last at Bradley (11/12/24) |
| 3FG MADE | 4 (2x) Last: vs ULM (1/18/24) |
| 3FG ATT. | 8 vs William & Mary (1/16/23) |
| FT MADE | 8 at Delaware (2/24/22) |
| FT ATT. | 9 at Delaware (2/24/22) |

| (SEASON/CAREER) | |
|-----------------------|--------|
| DOUBLE-DIGIT SCORING | (3/29) |
| DOUBLE-DIGIT REBOUNDS | (1/5) |
| DOUBLE-DOUBLES | (1/5) |

HORTON'S CAREER STATS

| SEASON | TEAM | GP-GS | MIN/AVG | Field Goals | | 3-Point | | F-Throws | | Rebounds | | | | Scoring | | | | | | |
|-----------------------|------|--------------|------------------|----------------|-------------|---------------|-------------|----------------|-------------|------------|------------|------------|------------|--------------|------------|------------|-----------|------------|------------|------------|
| | | | | FG-FGA | FG% | 3FG-3FGA | 3FG% | FT-FTA | FT% | OFF | DEF | TOT | AVG | PF-FO | A | TO | BLK | STL | PTS | AVG |
| 2021-22 | CC | 32-2 | 580/18.1 | 53-124 | .427 | 19-65 | .292 | 40-51 | .784 | 38 | 81 | 119 | 3.7 | 52-0 | 25 | 31 | 7 | 21 | 165 | 5.2 |
| 2022-23 | CC | 34-0 | 692/20.3 | 58-153 | .379 | 29-84 | .345 | 40-58 | .690 | 38 | 73 | 111 | 3.3 | 83-1 | 37 | 45 | 5 | 25 | 185 | 5.4 |
| 2023-24 | JMU | 36-1 | 786/21.8 | 90-166 | .542 | 22-65 | .338 | 45-64 | .703 | 55 | 99 | 154 | 4.3 | 76-3 | 37 | 37 | 5 | 49 | 247 | 6.9 |
| 2024-25 | UTSA | 6-6 | 192/32.0 | 19-44 | .432 | 3-19 | .158 | 16-22 | .727 | 20 | 20 | 40 | 6.7 | 16-1 | 4 | 13 | 1 | 13 | 57 | 9.5 |
| TOTAL FOR UTSA | | 6-6 | 192/32.0 | 19-44 | .432 | 3-19 | .158 | 16-22 | .727 | 20 | 20 | 40 | 6.7 | 16-1 | 4 | 13 | 1 | 13 | 57 | 9.5 |
| TOTAL | | 108-9 | 2249/20.8 | 220-487 | .452 | 73-233 | .313 | 141-195 | .723 | 151 | 273 | 424 | 3.9 | 227-5 | 103 | 126 | 18 | 108 | 654 | 6.1 |





6 • MO NJIE

6-11 • 250 • Senior - TR • Center
Centerville, Ohio (Centerville HS/Last:SMU)

| SEASON/CAREER HIGHS | |
|---------------------|-----------------------------------|
| POINTS | 8 at Bradley (11/12/24) |
| REBOUNDS | 8 vs Little Rock (11/16/24) |
| ASSISTS | - |
| STEALS | 1 at Troy (11/25/24) |
| BLOCKS | 2 vs Houston Christian (11/30/24) |
| FG MADE | 4 at Bradley (11/12/24) |
| FG ATT. | 6 at Bradley (11/12/24) |
| 3FG MADE | - |
| 3FG ATT. | 2 at Bradley (11/12/24) |
| FT MADE | 3 vs Little Rock (11/16/24) |
| FT ATT. | 4 vs Little Rock (11/16/24) |

| CAREER HIGHS | |
|--------------|--------------------------------------|
| POINTS | 16 (2x) Last: at Miami (OH) (3/4/22) |
| REBOUNDS | 11 vs FIU (12/11/21) |
| ASSISTS | 2 vs Tex. A&M-Commerce (12/3/23) |
| STEALS | 3 at Akron (1/22/22) |
| BLOCKS | 4 (2x) Last: at Buffalo (2/8/22) |
| FG MADE | 6 (2x) Last: at Miami (OH) (3/4/22) |
| FG ATT. | 8 vs NIU (2/22/22) |
| 3FG MADE | 1 - 4 times |
| 3FG ATT. | 2 at Bradley (11/12/24) |
| FT MADE | 5 vs FIU (12/11/21) |
| FT ATT. | 7 vs NIU (2/22/22) |

| (SEASON/CAREER) | |
|-----------------------|-------|
| DOUBLE-DIGIT SCORING | (0/8) |
| DOUBLE-DIGIT REBOUNDS | (0/2) |
| DOUBLE-DOUBLES | (0/2) |

M. NJIE'S CAREER STATS

| SEASON | TEAM | GP-GS | MIN/AVG | Field Goals | | 3-Point | | F-Throws | | Rebounds | | | | Scoring | | | | | | |
|-----------------------|------|--------------|-----------------|----------------|-------------|-------------|-------------|--------------|-------------|-----------|------------|------------|------------|--------------|-----------|-----------|-----------|----------|------------|------------|
| | | | | FG-FGA | FG% | 3FG-3FGA | 3FG% | FT-FTA | FT% | OFF | DEF | TOT | AVG | PF-FO | A | TO | BLK | STL | PTS | AVG |
| 2021-22 | EMU | 28-25 | 550/19.7 | 73-118 | .619 | 4-8 | .500 | 34-63 | .540 | 34 | 115 | 149 | 5.3 | 86-2 | 8 | 56 | 30 | 6 | 184 | 6.6 |
| 2022-23 | SMU | 25-0 | 150/6.0 | 16-29 | .552 | 0-1 | .000 | 10-18 | .556 | 14 | 25 | 39 | 1.6 | 28-0 | 4 | 13 | 9 | 1 | 42 | 1.7 |
| 2023-24 | SMU | 13-0 | 46/3.5 | 5-13 | .385 | 0-0 | .000 | 0-2 | .000 | 4 | 10 | 14 | 1.1 | 6-0 | 4 | 3 | 3 | 0 | 10 | 0.8 |
| 2024-25 | UTSA | 6-5 | 90/15.0 | 9-17 | .529 | 0-2 | .000 | 6-8 | .750 | 11 | 12 | 23 | 3.8 | 12-0 | 0 | 4 | 3 | 1 | 24 | 4.0 |
| TOTAL FOR UTSA | | 6-5 | 90/15.0 | 9-17 | .529 | 0-2 | .000 | 6-8 | .750 | 11 | 12 | 23 | 3.8 | 12-0 | 0 | 4 | 3 | 1 | 24 | 4.0 |
| TOTAL | | 72-30 | 837/11.6 | 103-177 | .582 | 4-11 | .364 | 50-91 | .549 | 63 | 162 | 225 | 3.1 | 132-2 | 16 | 76 | 45 | 8 | 260 | 3.6 |



7 • PAUL LEWIS

6-2 • 180 • Junior - TR • Guard
Woodbridge, Va. (Bishop O'Connell HS/Vanderbilt)

| SEASON HIGHS | |
|--------------|-----------------------------------|
| POINTS | 4 at Bradley (11/12/24) |
| REBOUNDS | 1 (2x) Last at Bradley (11/12/24) |
| ASSISTS | - |
| STEALS | 1 at Bradley (11/12/24) |
| BLOCKS | 1 vs Trinity (11/4/24) |
| FG MADE | 1 (2x) Last at Bradley (11/12/24) |
| FG ATT. | 3 vs Trinity (11/4/24) |
| 3FG MADE | 1 vs Trinity (11/4/24) |
| 3FG ATT. | 2 vs Trinity (11/4/24) |
| FT MADE | 2 at Bradley (11/12/24) |
| FT ATT. | 2 at Bradley (11/12/24) |

| CAREER HIGHS | |
|--------------|-----------------------------------|
| POINTS | 18 vs Georgia (2/21/24) |
| REBOUNDS | 4 vs NC State (11/23/23) |
| ASSISTS | 4 vs Arizona St. (11/24/23) |
| STEALS | 2 (2x) Last: vs UAB (3/22/23) |
| BLOCKS | 1 (3x) Last: vs Trinity (11/4/24) |
| FG MADE | 5 vs Georgia (2/21/24) |
| FG ATT. | 13 vs Georgia (2/21/24) |
| 3FG MADE | 4 vs Georgia (2/21/24) |
| 3FG ATT. | 10 vs Georgia (2/21/24) |
| FT MADE | 5 vs USC Upstate (11/10/23) |
| FT ATT. | 5 (2x) Last: vs Georgia (2/21/24) |

| (SEASON/CAREER) | |
|-----------------------|-------|
| DOUBLE-DIGIT SCORING | (0/4) |
| DOUBLE-DIGIT REBOUNDS | (0/0) |
| DOUBLE-DOUBLES | (0/0) |

LEWIS' CAREER STATS

| SEASON | TEAM | GP-GS | MIN/AVG | Field Goals | | 3-Point | | F-Throws | | Rebounds | | | | Scoring | | | | | | |
|-----------------------|------|-------------|-----------------|---------------|-------------|---------------|-------------|--------------|--------------|-----------|-----------|-----------|------------|-------------|-----------|-----------|----------|-----------|------------|------------|
| | | | | FG-FGA | FG% | 3FG-3FGA | 3FG% | FT-FTA | FT% | OFF | DEF | TOT | AVG | PF-FO | A | TO | BLK | STL | PTS | AVG |
| 2022-23 | VU | 25-5 | 250/10.0 | 26-62 | .419 | 15-38 | .395 | 6-9 | .667 | 6 | 16 | 22 | 0.9 | 12-0 | 22 | 14 | 0 | 11 | 73 | 2.9 |
| 2023-24 | VU | 31-3 | 503/16.2 | 49-149 | .329 | 21-91 | .231 | 16-23 | .696 | 5 | 28 | 33 | 1.1 | 29-0 | 38 | 27 | 2 | 12 | 135 | 4.4 |
| 2024-25 | UTSA | 2-0 | 24/12.2 | 2-4 | .500 | 1-2 | .500 | 2-2 | 1.000 | 0 | 2 | 2 | 1.0 | 0-0 | 0 | 1 | 1 | 1 | 7 | 3.5 |
| TOTAL FOR UTSA | | 2-0 | 24/12.2 | 2-4 | .500 | 1-2 | .500 | 2-2 | 1.000 | 0 | 2 | 2 | 1.0 | 0-0 | 0 | 1 | 1 | 1 | 7 | 3.5 |
| TOTAL | | 58-8 | 777/13.4 | 77-215 | .358 | 37-131 | .282 | 24-34 | .706 | 11 | 46 | 57 | 1.0 | 41-0 | 60 | 42 | 3 | 24 | 215 | 3.7 |





12 • DAMARI MONSANTO

6-6 • 225 • Grad Student - TR • Guard
 Pembroke Pines, Fla. (Western HS/Last: Wake Forest)

| SEASON HIGHS | |
|--------------|-----------------------------------|
| POINTS | 19 at Troy (11/25/24) |
| REBOUNDS | 6 vs Merrimack (11/27/24) |
| ASSISTS | 3 vs Merrimack (11/27/24) |
| STEALS | 2 vs Trinity (11/4/24) |
| BLOCKS | 1 at Saint Mary's (12/3/24) |
| FG MADE | 6 at Troy (11/25/24) |
| FG ATT. | 14 at Saint Mary's (12/3/24) |
| 3FG MADE | 6 at Troy (11/25/24) |
| 3FG ATT. | 12 at Saint Mary's (12/3/24) |
| FT MADE | 2 vs Houston Christian (11/30/24) |
| FT ATT. | 2 vs Houston Christian (11/30/24) |


| CAREER HIGHS | |
|--------------|--------------------------------------|
| POINTS | 28 at Notre Dame (2/4/23) |
| REBOUNDS | 14 vs VMI (1/18/21) |
| ASSISTS | 3 (3x) Last: vs Merrimack (11/27/24) |
| STEALS | 4 vs Austin Peay (11/26/20) |
| BLOCKS | 2 - 4 times |
| FG MADE | 9 (3x) Last: at Notre Dame (2/4/23) |
| FG ATT. | 19 vs Virginia (1/21/23) |
| 3FG MADE | 8 at Notre Dame (2/4/23) |
| 3FG ATT. | 15 vs Virginia (1/21/23) |
| FT MADE | 7 vs Chattanooga (3/6/21) |
| FT ATT. | 8 vs Chattanooga (3/6/21) |

(SEASON/CAREER)

| | |
|-----------------------|--------|
| DOUBLE-DIGIT SCORING | (3/38) |
| 20+ POINT GAMES | (0/13) |
| DOUBLE-DIGIT REBOUNDS | (0/6) |
| DOUBLE-DOUBLES | (0/4) |

MONSANTO'S CAREER STATS

| SEASON | TEAM | GP-GS | MIN/AVG | Field Goals | | 3-Point | | F-Throws | | Rebounds | | | | Scoring | | | | | | |
|-----------------------|------|--------------|------------------|----------------|-------------|----------------|-------------|---------------|--------------|-----------|------------|------------|------------|--------------|-----------|-----------|-----------|-----------|------------|-------------|
| | | | | FG-FGA | FG% | 3FG-3FGA | 3FG% | FT-FTA | FT% | OFF | DEF | TOT | AVG | PF-FO | A | TO | BLK | STL | PTS | AVG |
| 2020-21 | ETSU | 25-20 | 682/27.3 | 102-249 | .410 | 52-147 | .354 | 38-48 | .792 | 37 | 146 | 183 | 7.3 | 48-0 | 23 | 36 | 6 | 27 | 294 | 11.8 |
| 2021-22 | WF | 17-1 | 275/16.2 | 42-106 | .396 | 34-86 | .395 | 6-10 | .600 | 18 | 40 | 58 | 3.4 | 33-0 | 13 | 18 | 2 | 13 | 124 | 7.3 |
| 2022-23 | WF | 27-21 | 651/24.1 | 119-280 | .425 | 87-215 | .405 | 33-38 | .868 | 7 | 91 | 98 | 3.6 | 49-0 | 16 | 31 | 7 | 26 | 358 | 13.3 |
| 2023-24 | WF | 11-0 | 137/12.5 | 17-50 | .340 | 17-49 | .347 | 5-5 | 1.000 | 1 | 23 | 24 | 2.2 | 18-0 | 7 | 4 | 3 | 4 | 56 | 5.1 |
| 2024-25 | UTSA | 6-6 | 168/28.0 | 20-66 | .303 | 19-56 | .339 | 3-3 | 1.000 | 3 | 24 | 27 | 4.5 | 6-0 | 9 | 6 | 1 | 5 | 62 | 10.3 |
| TOTAL FOR UTSA | | 6-6 | 168/28.0 | 20-66 | .303 | 19-56 | .339 | 3-3 | 1.000 | 3 | 24 | 27 | 4.5 | 6-0 | 9 | 6 | 1 | 5 | 62 | 10.3 |
| TOTAL | | 86-48 | 1912/22.2 | 300-751 | .399 | 209-553 | .378 | 85-104 | .817 | 66 | 324 | 390 | 4.5 | 154-0 | 68 | 95 | 19 | 75 | 894 | 10.4 |



14 • DAVID HERMES

6-10 • 225 • Junior - JUCO • Forward/Center
 Stockholm, Sweden (Central Pointe Christian Acad./Indian Hills CC)

| SEASON/DI CAREER HIGHS | |
|------------------------|-----------------------------|
| POINTS | 2 vs Little Rock (11/16/24) |
| REBOUNDS | - |
| ASSISTS | - |
| STEALS | - |
| BLOCKS | - |
| FG MADE | 1 vs Little Rock (11/16/24) |
| FG ATT. | 1 vs Little Rock (11/16/24) |
| 3FG MADE | - |
| 3FG ATT. | - |
| FT MADE | - |
| FT ATT. | - |

(SEASON/CAREER)

| | |
|-----------------------|-------|
| DOUBLE-DIGIT SCORING | (-/-) |
| DOUBLE-DIGIT REBOUNDS | (-/-) |
| DOUBLE-DOUBLES | (-/-) |

HERMES' CAREER STATS

| SEASON | TEAM | GP-GS | MIN/AVG | Field Goals | | 3-Point | | F-Throws | | Rebounds | | | | Scoring | | | | | | |
|--------------|------|------------|---------------|-------------|--------------|------------|-------------|------------|-------------|----------|----------|----------|------------|------------|----------|----------|----------|----------|----------|------------|
| | | | | FG-FGA | FG% | 3FG-3FGA | 3FG% | FT-FTA | FT% | OFF | DEF | TOT | AVG | PF-FO | A | TO | BLK | STL | PTS | AVG |
| 2024-25 | UTSA | 4-0 | 10/2.5 | 1-1 | 1.000 | 0-0 | .000 | 0-0 | .000 | 0 | 0 | 0 | 0.0 | 4-0 | 1 | 2 | 0 | 0 | 2 | 0.5 |
| TOTAL | | 4-0 | 10/2.5 | 1-1 | 1.000 | 0-0 | .000 | 0-0 | .000 | 0 | 0 | 0 | 0.0 | 4-0 | 1 | 2 | 0 | 0 | 2 | 0.5 |





15 • JONNIVIUS SMITH

6-9 • 200 • r-Senior - TR • Forward/Center
Selma, Ala. (Crestwood Prep [CAN]/Last: Buffalo)

| SEASON HIGHS | |
|--------------|-------------------------------------|
| POINTS | 11 vs. Merrimack (11/27/24) |
| REBOUNDS | 20 vs Merrimack (11/27/24) |
| ASSISTS | 2 vs Trinity (11/4/24) |
| STEALS | 4 vs Trinity (11/4/24) |
| BLOCKS | 3 (3x) Last: Saint Mary's (12/3/24) |
| FG MADE | 5 vs Merrimack (11/27/24) |
| FG ATT. | 7 vs Merrimack (11/27/24) |
| 3FG MADE | 1 vs Little Rock (11/16/24) |
| 3FG ATT. | 1 (2x) Last: Saint Mary's (12/3/24) |
| FT MADE | 5 vs Trinity (11/4/24) |
| FT ATT. | 6 vs Trinity (11/4/24) |

| CAREER HIGHS | |
|--------------|-------------------------------------|
| POINTS | 19 vs FDU (11/6/23) |
| REBOUNDS | 20 Merrimack (11/27/24) |
| ASSISTS | 6 at Bowling Green (2/6/24) |
| STEALS | 4 vs Trinity (11/4/24) |
| BLOCKS | 4 vs Toledo (3/2/24) |
| FG MADE | 8 vs FDU (11/6/23) |
| FG ATT. | 11 (2x) Last: vs Hofstra (11/20/23) |
| 3FG MADE | 2 - 5 times |
| 3FG ATT. | 4 at Akron (1/12/24) |
| FT MADE | 6 vs Iona (11/22/23) |
| FT ATT. | 6 (3x) Last: vs Trinity (11/4/24) |

| (SEASON/CAREER) | |
|-----------------------|--------|
| DOUBLE-DIGIT SCORING | (1/22) |
| 20+ POINT GAMES | (0/0) |
| DOUBLE-DIGIT REBOUNDS | (2/12) |
| DOUBLE-DOUBLES | (1/9) |

SMITH'S CAREER STATS

| SEASON | TEAM | GP-GS | MIN/AVG | Field Goals | | 3-Point | | F-Throws | | Rebounds | | | | Scoring | | | | | | |
|-----------------------|------|--------------|------------------|----------------|-------------|--------------|-------------|---------------|-------------|------------|------------|------------|------------|--------------|-----------|-----------|-----------|-----------|------------|------------|
| | | | | FG-FGA | FG% | 3FG-3FGA | 3FG% | FT-FTA | FT% | OFF | DEF | TOT | AVG | PF-FO | A | TO | BLK | STL | PTS | AVG |
| 2021-22 | SHU | 11-0 | 19/1.8 | 4-6 | .667 | 0-0 | .000 | 2-2 | 1.000 | 3 | 4 | 7 | 0.6 | 1-0 | 0 | 0 | 3 | 0 | 10 | 0.9 |
| 2022-23 | UB | 32-12 | 583/18.2 | 69-115 | .600 | 0-0 | .000 | 40-55 | .727 | 51 | 94 | 145 | 4.5 | 90-4 | 16 | 26 | 26 | 22 | 178 | 5.6 |
| 2023-24 | UB | 30-24 | 730/24.3 | 90-165 | .545 | 16-43 | .372 | 43-53 | .811 | 87 | 162 | 249 | 8.3 | 82-1 | 35 | 45 | 32 | 20 | 239 | 8.0 |
| 2024-25 | UTSA | 6-0 | 154/25.6 | 14-27 | .519 | 2-3 | .667 | 9-12 | .750 | 17 | 41 | 58 | 9.7 | 20-1 | 4 | 17 | 14 | 11 | 39 | 6.5 |
| TOTAL FOR UTSA | | 6-0 | 154/25.6 | 14-27 | .519 | 2-3 | .667 | 9-12 | .750 | 17 | 41 | 58 | 9.7 | 20-1 | 4 | 17 | 14 | 11 | 39 | 6.5 |
| TOTAL | | 79-36 | 1487/18.8 | 177-313 | .565 | 18-46 | .391 | 94-122 | .770 | 158 | 301 | 459 | 5.8 | 193-6 | 55 | 88 | 75 | 53 | 466 | 5.9 |



24 • BABOUCARR NJIE

6-5 • 185 • Freshman - HS • Guard/Forward
Centerville, Ohio (Centerville HS)


| SEASON/CAREER HIGHS | |
|---------------------|---|
| POINTS | 5 vs Merrimack (11/27/24) |
| REBOUNDS | 5 vs Merrimack (11/27/24) |
| ASSISTS | 1 vs Houston Christian (11/30/24) |
| STEALS | 1 (2x) Last: Houston Christian (11/30/24) |
| BLOCKS | 1 vs Houston Christian (11/30/24) |
| FG MADE | 1 (2x) Last: Houston Christian (11/30/24) |
| FG ATT. | 5 vs Merrimack (11/27/24) |
| 3FG MADE | - |
| 3FG ATT. | - |
| FT MADE | 3 vs Merrimack (11/27/24) |
| FT ATT. | 4 vs Merrimack (11/27/24) |

| (SEASON/CAREER) | |
|-----------------------|-------|
| DOUBLE-DIGIT SCORING | (-/-) |
| DOUBLE-DIGIT REBOUNDS | (-/-) |
| DOUBLE-DOUBLES | (-/-) |

B. NJIE'S CAREER STATS

| SEASON | TEAM | GP-GS | MIN/AVG | Field Goals | | 3-Point | | F-Throws | | Rebounds | | | | Scoring | | | | | | |
|--------------|------|------------|----------------|-------------|-------------|------------|-------------|------------|-------------|----------|----------|----------|------------|------------|----------|----------|----------|----------|----------|------------|
| | | | | FG-FGA | FG% | 3FG-3FGA | 3FG% | FT-FTA | FT% | OFF | DEF | TOT | AVG | PF-FO | A | TO | BLK | STL | PTS | AVG |
| 2024-25 | UTSA | 3-0 | 46/15.3 | 2-9 | .222 | 0-0 | .000 | 3-4 | .750 | 7 | 2 | 9 | 3.0 | 4-0 | 1 | 3 | 1 | 2 | 7 | 2.3 |
| TOTAL | | 3-0 | 46/15.3 | 2-9 | .222 | 0-0 | .000 | 3-4 | .750 | 7 | 2 | 9 | 3.0 | 4-0 | 1 | 3 | 1 | 2 | 7 | 2.3 |





25 • JACKSON FAZANDE

6-3 • 245 • r-Freshman - TR • Forward
Houston, Texas (St. Thomas Catholic HS/St. Mary's [TX])

SEASON/CAREER HIGHS

| | |
|----------|---|
| POINTS | - |
| REBOUNDS | - |
| ASSISTS | - |
| STEALS | - |
| BLOCKS | - |
| FG MADE | - |
| FG ATT. | - |
| 3FG MADE | - |
| 3FG ATT. | - |
| FT MADE | - |
| FT ATT. | - |

(SEASON/CAREER)

| | |
|-----------------------|-------|
| DOUBLE-DIGIT SCORING | (-/-) |
| DOUBLE-DIGIT REBOUNDS | (-/-) |
| DOUBLE-DOUBLES | (-/-) |

FAZANDE'S CAREER STATS



30 • ZACH GONSOULIN

6-1 • 175 • Junior - TR • Guard
Houston, Texas (IMG Academy (FL)/TCU)

SEASON HIGHS

| | |
|----------|-------------------------------------|
| POINTS | 2 (2x) Last: Little Rock (11/16/24) |
| REBOUNDS | - |
| ASSISTS | - |
| STEALS | 1 vs Trinity (11/4/24) |
| BLOCKS | - |
| FG MADE | 1 (2x) Last Little Rock (11/16/24) |
| FG ATT. | 2 vs Trinity (11/4/24) |
| 3FG MADE | - |
| 3FG ATT. | 1 vs Trinity (11/4/24) |
| FT MADE | - |
| FT ATT. | - |

DI CAREER HIGHS

| | |
|----------|-------------------------------------|
| POINTS | 2 (2x) Last: Little Rock (11/16/24) |
| REBOUNDS | 1 vs ULM (11/17/22) |
| ASSISTS | - |
| STEALS | 1 vs Trinity (11/4/24) |
| BLOCKS | - |
| FG MADE | 1 (2x) Last: Little Rock (11/16/24) |
| FG ATT. | 2 vs Trinity (11/4/24) |
| 3FG MADE | - |
| 3FG ATT. | 1 vs Trinity (11/4/24) |
| FT MADE | - |
| FT ATT. | - |

(SEASON/CAREER)

| | |
|-----------------------|-------|
| DOUBLE-DIGIT SCORING | (0/0) |
| DOUBLE-DIGIT REBOUNDS | (0/0) |
| DOUBLE-DOUBLES | (0/0) |

GONSOULIN'S CAREER STATS

| SEASON | TEAM | GP-GS | MIN/AVG | Field Goals | | 3-Point | | F-Throws | | Rebounds | | | | Scoring | | | | | | | |
|-----------------------|------|------------|---------------|-------------|-------------|------------|-------------|------------|-------------|----------|----------|----------|------------|------------|----------|----------|----------|----------|----------|------------|-----|
| | | | | FG-FGA | FG% | 3FG-3FGA | 3FG% | FT-FTA | FT% | OFF | DEF | TOT | AVG | PF | FO | A | TO | BLK | STL | PTS | AVG |
| 2022-23 | TCU | 6-0 | 6/1.0 | 0-1 | .000 | 0-0 | .000 | 0-0 | .000 | 0 | 1 | 1 | 0.2 | 0-0 | 0 | 1 | 0 | 0 | 0 | 0 | 0 |
| 2024-25 | UTSA | 3-0 | 6/2.0 | 3-4 | .750 | 1-2 | .500 | 0-0 | .000 | 0 | 0 | 0 | 0.0 | 0-0 | 0 | 0 | 0 | 1 | 7 | 2.3 | |
| TOTAL FOR UTSA | | 3-0 | 6/2.0 | 3-4 | .750 | 1-2 | .500 | 0-0 | .000 | 0 | 0 | 0 | 0.0 | 0-0 | 0 | 0 | 0 | 1 | 7 | 2.3 | |
| TOTAL | | 9-0 | 12/1.3 | 3-5 | .600 | 1-2 | .500 | 0-0 | .000 | 0 | 1 | 1 | 0.1 | 0-0 | 0 | 1 | 0 | 1 | 7 | 0.8 | |





88 • SKYLAR WICKS

6-6 • 190 • r-Senior - TR • Guard/Forward
 Jersey City, N.J. (Surge Christian Academy [FL]/Last: UIW)

SEASON HIGHS

| | |
|----------|-------------------------------------|
| POINTS | 10 vs Little Rock (11/16/24) |
| REBOUNDS | 7 vs Little Rock (11/16/24) |
| ASSISTS | 1 (3x) Last: Saint Mary's (12/3/24) |
| STEALS | 3 vs Trinity (11/4/24) |
| BLOCKS | 1 at Saint Mary's (12/3/24) |
| FG MADE | 3 vs Little Rock (11/16/24) |
| FG ATT. | 11 vs Little Rock (11/16/24) |
| 3FG MADE | 2 vs Little Rock (11/16/24) |
| 3FG ATT. | 8 vs Little Rock (11/16/24) |
| FT MADE | 2 vs Little Rock (11/16/24) |
| FT ATT. | 4 vs Little Rock (11/16/24) |

DI CAREER HIGHS

| | |
|----------|--|
| POINTS | 29 vs Schreiner (11/14/23) |
| REBOUNDS | 15 at New Orleans (2/3/24) |
| ASSISTS | 6 vs Houston Christian (1/27/24) |
| STEALS | 4 (2x) Last: at Northwestern St. (1/13/24) |
| BLOCKS | 2 (3x) Last: at Southeastern La. (2/5/24) |
| FG MADE | 12 vs Schreiner (11/14/23) |
| FG ATT. | 26 at UTSA (11/25/23) |
| 3FG MADE | 4 vs Lamar (2/12/24) |
| 3FG ATT. | 9 (2x) Last: at Southeastern La. (2/5/24) |
| FT MADE | 9 at Nicholls (2/26/24) |
| FT ATT. | 11 at Nicholls (2/26/24) |

(SEASON/CAREER)

| | |
|-----------------------|--------|
| DOUBLE-DIGIT SCORING | (1/22) |
| 20+ POINT GAMES | (0/8) |
| DOUBLE-DIGIT REBOUNDS | (0/6) |
| DOUBLE-DOUBLES | (0/6) |

WICKS' CAREER STATS

| SEASON | TEAM | GP-GS | MIN/AVG | Field Goals | | 3-Point | | F-Throws | | Rebounds | | | | Scoring | | | | | | |
|-----------------------|------|--------------|-----------------|----------------|-------------|---------------|-------------|---------------|-------------|-----------|------------|------------|------------|-------------|-----------|------------|-----------|-----------|------------|-------------|
| | | | | FG-FGA | FG% | 3FG-3FGA | 3FG% | FT-FTA | FT% | OFF | DEF | TOT | AVG | PF | FO | A | TO | BLK | STL | PTS |
| 2020-21 | MOST | 6-0 | 28/4.6 | 1-5 | .200 | 0-1 | .000 | 4-6 | .667 | 0 | 5 | 5 | 0.8 | 2-0 | 2 | 3 | 0 | 0 | 6 | 1.0 |
| 2023-24 | UIW | 30-28 | 829/27.6 | 144-364 | .396 | 42-135 | .311 | 82-113 | .726 | 49 | 150 | 199 | 6.6 | 59-1 | 55 | 96 | 18 | 26 | 412 | 13.7 |
| 2024-25 | UTSA | 7-1 | 84/12.0 | 6-25 | .240 | 2-14 | .143 | 2-4 | .500 | 6 | 7 | 13 | 1.9 | 13-1 | 4 | 4 | 2 | 6 | 16 | 2.3 |
| TOTAL FOR UTSA | | 7-1 | 84/12.0 | 6-25 | .240 | 2-14 | .143 | 2-4 | .500 | 6 | 7 | 13 | 1.9 | 13-1 | 4 | 4 | 2 | 6 | 16 | 2.3 |
| TOTAL | | 43-29 | 941/21.9 | 151-394 | .383 | 44-150 | .293 | 88-123 | .715 | 55 | 162 | 217 | 5.0 | 74-2 | 61 | 103 | 20 | 32 | 434 | 10.1 |

