



2024-25 AUBURN WOMEN'S BASKETBALL

AUBURN ATHLETICS COMMUNICATIONS: 392 SOUTH DONAHUE DRIVE || AUBURN, AL 36830 || AUBURNTIGERS.COM || @AUBURNWBB

2024-25 SCHEDULE/RESULTS

9-6, 0-2 SEC

DATE	OPPONENT	TIME/TV/RESULT
Oct. 31	LAGRANGE (exh.)	W 106-26
Nov. 4	SOUTHERN ILLINOIS	W 65-31
Nov. 8	VIRGINIA U.-LYNCHBURG	W 128-36
Nov. 14	LITTLE ROCK	W 82-48
Nov. 20	at (23) Oregon	L 68-70
Nov. 22	at California	L 59-63
Nov. 28	1-vs. Northern Iowa	W 65-64
Nov. 29	1-vs. Pittsburgh	W 82-50
Nov. 30	1-vs. Kansas	L 60-61
Dec. 5	2-at Virginia	W 66-57
Dec. 8	*UAB	W 69-62
Dec. 18	at Louisiana-Lafayette	W 68-51
Dec. 21	ALABAMA STATE	W 83-40
Dec. 29	NORFOLK STATE	L 57-63
Jan. 2	*(25) OLE MISS	L 58-85
Jan. 5	*at (6) LSU	L 63-73
Jan. 9	*ARKANSAS	+ 6 pm
Jan. 12	*at (15) Kentucky	SECN 2 pm
Jan. 16	*(5) TEXAS	+ 6 pm
Jan. 19	*MISSOURI	+ 2 pm
Jan. 23	*at (RV) Mississippi State	+ 6:30 pm
Jan. 26	*FLORIDA	+ 2 pm
Feb. 2	*at (2) South Carolina	SECN 11 am
Feb. 6	*TEXAS A&M	+ 6 pm
Feb. 10	*at (10) Oklahoma	SECN 7 pm
Feb. 13	*at (16) Tennessee	+ 5:30 pm
Feb. 16	*(RV) VANDERBILT	SECN 3 pm
Feb. 23	*at (18) Alabama	SECN 4 pm
Feb. 27	*at Georgia	+ 5 pm
Mar. 2	*(RV) MISSISSIPPI STATE	+ 2 pm
Mar. 5-9	SEC Tournament	Greenville

All times Central. Home Games in **BOLD CAPS**.

*SEC Game

1-Paradise Jam (St. Thomas, USVI)

2-ACC/SEC Challenge

^ Doubleheader w/ Auburn MBB

+ = SEC Network + / WatchESPN.com / ESPN App

AUBURN ATHLETICS COMMUNICATIONS

WES TODD Associate Director/WBB Contact

..... wlt0006@auburn.edu

.....C: 334-750-5682

KIRK SAMPSON Associate AD

..... kirk@auburn.edu

Web AuburnTigers.com

Twitter @AuburnWBB

Facebook /AuburnWBB

Instagram @AuburnWBB

Office Phone (334) 844-9800



GAME

16

Arkansas (7-10, 0-2)

Thursday, January 9, 2025 • 6 p.m. CT
Play4Kay Pink Game



Site Auburn, Ala.
 Venue Neville Arena (9,121)
 TV SEC Network+ (Brad Law, Joe Ciampi)
 Radio ESPN 106.7 FM (Brit Bowen, Larry DiChiara)
 Live Audio AuburnTigers.com | Auburn Athletics app
 Live Stats auburnstats.com
 Twitter @AuburnWBB
 Series Record Auburn leads 24-22
 in Auburn Auburn leads 11-9
 Last Meeting Auburn 67, Arkansas 48 (March 7, 2024, in Greenville, S.C.)

GAMEDAY BREAKDOWN

AUBURN TIGERS

Rankings..... AP: NR | Coaches: NR | NET: 54
 2024-25 Record 9-6
 SEC 0-2
 Home 5-2
 Away 2-3
 Neutral 2-1
 Streak L3
 Head Coach Johnnie Harris
 Record at AU (Yrs.) 55-51 (4th)
 Overall Record (Yrs.) Same
 Record vs. Arkansas 1-3
 Last Game lost at #6 LSU, 73-63

ARKANSAS RAZORBACKS

Rankings..... AP: NR | Coaches: NR | NET: 141
 2024-25 Record 7-10
 SEC 0-2
 Home 6-4
 Away 1-2
 Neutral 0-4
 Streak L2
 Head Coach Mike Neighbors
 Record at ARK (Yrs.) 145-102 (8th)
 Overall Record (Yrs.) 243-143 (12th)
 Record vs. Auburn 8-2
 Last Game lost at #5 Texas, 90-56

STARTERS FROM LAST GAME



**CELIA
SUMBANE**

Maputo, Mozambique

PPG: 8.5

RPG: 5.1

APG: 1.8



**DEVONA
GASTON**

Houston, Texas

PPG: 22.7

RPG: 8.4

APG: 0.9



**SYRIAH
DANIELS**

Auburn, Ala.

PPG: 4.5

RPG: 2.3

APG: 0.8



**MAR'SHAUN
BOSTIC**

St. Louis, Mo.

PPG: 5.9

RPG: 2.5

APG: 4.9



**TAYLEN
COLLINS**

Muldrow, Okla.

PPG: 9.5

RPG: 6.0

APG: 1.8

OFF THE BENCH

No.	Pos.	Name	Ht.	Year	PPG	RPG	Hometown
0	G	Taliah Scott	5-8	So.	20.3	5.3	Orange Park, Fla.
2	G	Jordan Hunter	5-8	Fr.	3.5	1.1	Trussville, Ala.
7	C	Yakiya Milton	6-5	So.	3.0	3.8	Jacksonville, Fla.
20	C	Oyindamola Akibolawa	6-5	Jr.	3.6	3.9	Lagos, Nigeria
21	G	Audia Young	5-7	R-So.	7.5	0.8	Tallahassee, Fla.
22	G	Julia Geis	5-10	Fr.	--	--	Roswell, Ga.
30	C	Savannah Scott	6-4	So.	--	--	Conway, Ark.
32	C	Timya Thurman	6-5	So.	1.0	0.9	Linden, Ala.

Head Coach: Johnnie Harris (4th season at Auburn)

Assistants: Fred Williams, Damitria Buchanan, Ketara Chapel, Savannah Carter, Alex Stewart

#WarEagle



AuburnTigers.com



@AuburnWBB | @AuburnTigers
@CoachJ_AU | @coachjharris



/AuburnWBB
/AuburnTigers

TEAM SCHEDULE AND MEDIA AVAILABILITY >> JANUARY 6-12 (times Central unless noted otherwise)

MONDAY January 6	TUESDAY January 7	WEDNESDAY January 8	THURSDAY January 9	FRIDAY January 10	SATURDAY January 11	SUNDAY January 12
OFF DAY	PRACTICE 10 am-1 pm Neville Arena	PRACTICE 10 am-1 pm Neville Arena	GAME 6 pm Auburn vs. Arkansas (SECN+) Interviews postgame	PRACTICE 1:30-4:30 pm Neville Arena	PRACTICE 8-10:30 a.m. Neville Arena TRAVEL to Lexington, Ky.	GAME 2 pm Auburn at Kentucky (SEC Network) Interviews postgame Return to Auburn

AUBURN ATHLETICS COMMUNICATIONS SERVICES

QUICK FACTS

AUBURNTIGERS.COM

For updated game notes, statistics and all the latest information on Auburn basketball and gameday activities, go to AuburnTigers.com.

INTERVIEW POLICIES

- Practices are open to the public and media; however, media are strongly encouraged to notify Wes Todd if they are planning to attend.
- Coach Harris, assistant coaches and student-athletes are available for phone, virtual and in-person interviews by contacting Wes Todd in the athletic communications office.
- Following home games, interviews with Coach Harris and selected players will be conducted in the Neville Arena media room following radio/TV obligations and a 10-minute cooling-off period. Visiting players and coaches should be requested through the opponent SID.
- Interviews following road contests will be conducted by request of the home team's media; postgame interviews with Coach Harris can be heard on the Auburn Sports Network radio broadcast.

CREDENTIALS

--Anyone wishing to cover Auburn women's basketball should contact Wes Todd in the communications office at least 24 hours in advance. Game credentials will be held at media will call, **which will be at the southwest entrance of Neville Arena for the 2024-25 season.** There will be no season credentials. A concession voucher will be provided on request, and soft drinks/water are available in the media room.

MEDIA PARKING

--Media should park in the CDV lot near the intersection of Wire Road and Heisman Drive. This lot is first-come, first-serve.

GAME DAY SERVICES

- Media seating is available on a first-come, first-served basis on the press row table across from the team benches. At least 5-6 seats will be available for media each game. Overflow media seating will be available at the top of sections 222-223.
- Printed flip cards will be available in the media room. All other information (game notes, stats, etc.) will be available on AuburnTigers.com and StatBroadcast.com. Wireless internet (AU Guest) is available in the arena.
- Photo/video work space will be provided in the media room.

VIDEO SERVICES

Postgame press conference video will be posted following each home game to ImagenCloud; visit auburn.imagencloud.com to register.

COMMUNICATIONS STAFF

- Wes Todd Women's Basketball contact
cell: 334-750-5682
email: wlt0006@auburn.edu
- Kirk Sampson Associate AD
cell: 334-750-1385
email: sampska@auburn.edu

GENERAL INFORMATION

Location.....	Auburn, Ala.
Founded	1856
Enrollment.....	33,015
Nickname	Tigers
Colors.....	Burnt Orange and Navy Blue
Facility (Capacity)	Neville Arena (9,121)
President	Dr. Christopher Roberts
Director of Athletics	John Cohen
WBB Administrator	Mary McLendon
Senior Woman Administrator	Djenane Paul
Faculty Representative	Dr. Duane Brandon

WOMEN'S BASKETBALL HISTORY

First Year of Women's Basketball	1971
All-Time Record (Years).....	1,006-569 (54th)
All-Time SEC Record (since 1981)	255-299
All-Time Home Record	486-148
at Neville Arena (since 2010).....	139-79
NCAA Tournament Appearances.....	22
Last NCAA App./Result.....	2022 - First Four
SEC Regular-Season Championships	5
.....	1981, 1987, 1988, 1989, 2009
SEC Tournament Championships.....	4
.....	1981, 1987, 1990, 1997

COACHING & SUPPORT STAFF

Head Coach.....	Johnnie Harris
Alma Mater, Year	Arkansas Baptist, 1996
Overall Record	55-51 / 4th year
Auburn Record	55-51 / 4th year
Assoc. Head Coach/Def. Coord.	Fred Williams
Assoc. Head Coach/Off. Coord.....	Damitria Buchanan
Assistant Coach/Recruiting	Ketara Chapel
Assistant Coach/Chief of Staff	Alex Stewart
Assistant Coach/Player Development.....	Savannah Carter
Dir. of Program Relations, Ops, Events	Tra'Cee Tanner
Director of Creative Content	Connor Putman
Director of Student-Athlete Success.....	Reneisha Bolden
Special Assistant to the Head Coach.....	Ankara McNeil
Strength & Conditioning Coach	Jen Jones
Athletic Trainer.....	Rosemary Ragle
Video Coordinator.....	DeQuann "DQ" Gordon

GAMEDAY EXPERIENCE: NEVILLE ARENA

>> Neville Arena is in its 13th season as home of Auburn Basketball. The Tigers are 139-79 since moving to the Arena in 2010-11. The facility seats 9,121 for basketball and also hosts Auburn volleyball and gymnastics.



TEAM INFORMATION

2023-24 Record	20-12
2023-24 SEC Record	8-8
SEC Finish.....	7th
Postseason	NCAA First Four
Starters Returning/Lost.....	2/3
Letterwinners Returning/Lost	9/6
Newcomers.....	4

2024-25 AUBURN TIGERS

Overall: 9-6 SEC: 0-0

Head Coach: Johnnie Harris (55-51, 4th season)

PRONUNCIATION GUIDE

Oyindamola Akinbolawa - oh-WIN-dah-MO-lah
 ah-kin-BAH-LAH-wah
 DeYona Gaston - dee-YON-ah
 Celia Sumbane - SELL-ya soom-BAH-nee

Yakiya Milton - ya-KYE-ah
 Taliah Scott - ta-LEE-uh
 Timya Thurman - ti-MYE-ah
 Ketara Chapel - kuh-TARE-ah

Number	Name	Position	Year	Location	HS	Pts	Reb	Ast	Stl	Blk	PPG	RPG	APG	FG	3FG	FT	24-25	20.3	5.3	2.0	.429	.500	1.000	LAST GAME (at LSU):	Notes		
0	TALIAH SCOTT	G	5-8	So.	Orange Park, Fla.	Arkansas	Season High	28	9	2	3	1	Career High	34	6	4	2	1	24-25	20.3	5.3	2.0	.429	.500	1.000	DNP	• Missed first 2 and last 11 games w/ injury • Made 7 3FG, scored 28 pts at Oregon; 15 3FG 1st 2 gms • Tied AU record w/ 8 3FG vs. Little Rock; scored 26 pts • Led Arkansas w/ 22.1 points/game in 2023-24
1	CELIA SUMBANE	G	6-2	Sr.	Maputo, Mozambique	South Plains CC [TX]	Season High	19	8	6	4	3	Career High	19	9	4	5	3	24-25	8.5	5.1	1.8	.531	.450	.750	2 pts, 6 reb, 2 ast, 2 stl	• Career-high 19 pts, 5 ast, 4 stl vs. VUL • Six 10-pt games this year; 2 all of 2023-24 • JUCO All-American in 2023 at South Plains CC • Played for Mozambique in FIBA World Cup Pre-Qualifier
2	JORDAN HUNTER	G	5-8	Fr.	Trussville, Ala.	Hewitt-Trussville HS	Season High	15	4	6	3	1	Career High	15	4	6	3	1	24-25	3.5	1.1	2.1	.393	.217	.750	5 points, 2 reb, 3 ast, 1 blk	• 7-7 FG, 15 pts in first career start vs. VUL • 4 rebs, 6 ast in collegiate debut vs. SIU • No. 1 prospect in Alabama; No. 50 overall • Averaged 19.9 pts, 4.0 rebs, 4.4 asts as HS senior
5	DEYONA GASTON	F	6-2	Gr.	Houston, Texas	Texas	Season High	36	15	4	5	3	Career High	36	16	4	5	5	24-25	22.7	8.4	0.9	.548	.500	.743	16 pts, 3 reb, 1 ast, 2 stl	• Had four straight games with 29+ points (12/18-1/2) • Career-high 36 pts vs. VUL; 35 vs. ASU • 1st AU player with 2 35-pt games in same season • Tied AU record for FTM (14) & FTA (17) vs. Ole Miss
7	YAKIYA MILTON	F	6-5	So.	Jacksonville, Fla.	Mandarin HS	Season High	6	6	-	-	3	Career High	8	6	1	2	3	24-25	3.0	3.8	0.3	.500	-	.667	2 points, 1 rebound	• Season debut vs. ASU; missed 1st 11 games w/ injury • Avg. 1.4 pts, 2.0 reb in 2023-24; led AU with 20 blocks • Played in 25 gms as freshman, 2 starts • 8 pts, 3 blks in NCAA game vs. Arizona
11	SYRIAH DANIELS	G/F	6-0	Fr.	Auburn, Ala.	Auburn HS	Season High	14	4	4	4	1	Career High	14	4	4	4	1	24-25	4.5	2.3	0.8	.368	.222	.500	2 points, 4 rebounds, 1 steal	• SEC Freshman of Week after career-high 14 pts vs. UAB • Scored first 12 pts of AU career vs. VUL • Avg. 20.8 pts, 7.8 reb as senior at Auburn HS • Daughter of Marquis Daniels & late Shana Askew Daniels
12	MAR'SHAUN BOSTIC	G	5-8	Sr.	St. Louis, Mo.	Vashon HS	Season High	11	5	8	3	1	Career High	23	9	9	5	3	24-25	5.9	2.5	4.9	.363	.000	.550	4 points, 3 rebounds, 1 ast, 1 stl	• Season-high 11 points, 8 assists vs. Norfolk State • 5+ assists in 8 of 13 games this year • 18 pts, career-hi 9 asts at Florida (3/3/24) • One of fastest players in SEC
14	TAYLEN COLLINS	F	6-1	Gr.	Muldrow, Okla.	Oklahoma State	Season High	15	11	4	4	2	Career High	21	23	7	6	3	24-25	9.5	6.0	1.8	.442	-	.630	12 points, 3 rebounds, 1 assist	• First double-double of season w/ 15 pts, 10 reb vs. UAB • Started all 32 games for Auburn in 23-24 • Leading AU returner with 7.9 ppg, 6.3 rpg • 1 double-double in '24-25; 15 in career
20	OYINDAMOLA AKINBOLAWA	C	6-5	Jr.	Lagos, Nigeria		Season High	10	10	1	2	2	Career High	10	10	3	2	2	24-25	3.6	3.9	0.5	.463	1.000	.714	1 point, 5 rebounds, 1 assist	• Career-high 10 pts, 9 reb at UL-Lafayette • 7 pts, 10 reb vs. UNI; 1st career 3-pointer • 4th AU WBB player from Africa, first from Nigeria
21	AUDIA YOUNG	F	5-9	R-So.	Tallahassee, Fla.	Florida State Univ. HS	Season High	19	2	4	5	-	Career High	19	4	4	5	-	24-25	7.5	0.8	0.4	.453	.396	.636	19 points, 4-5 3FG	• Career-high 19 points (7-10 FG, 4-5 3FG) at LSU • Made three straight 3s in win over Pitt • Daughter of AU All-American & SEC POY Carolyn Jones-Young (88-91); wears her mom's retired #21
22	JULIA GEIS	G	5-10	Fr.	Roswell, Ga.	Blessed Trinity HS	Season High	-	-	-	-	-	Career High	-	-	-	-	-	24-25	-	-	-	-	-	-	DNP	• Joined team as walk-on in late December '24 • 4-year letterwinner in 3 sports at Blessed Trinity HS
30	SAVANNAH SCOTT	C	6-4	So.	Conway, Ark.	Conway HS	Season High	-	-	-	-	-	Career High	21	11	1	1	3	24-25	-	-	-	-	-	-	DNP	• Out for 2024-25 season with lower leg injury • Avg. 4.5 pts, 3.5 reb in 15.8 minutes/game • SEC Fresh/Wk 21 pts, 11 reb at Rutgers (11/14/23) • Career-hi 3 blocks vs. LSU twice (2/22/24, 3/8/24)
32	TIMYA THURMAN	C	6-5	So.	Linden, Ala.	Linden HS	Season High	2	4	1	1	1	Career High	4	4	2	1	3	24-25	1.0	0.9	0.2	.286	-	.750	DNP	• Season-high 2 pts, 4 reb vs. Alabama State (12/21) • Played in 17 games in '23-24, avg. 3.7 minutes/game • Career-high 4 points vs. Norfolk State (12/16/23) • Career-hi 3 blocks vs. #1 South Carolina (2/1/24)

Series History

Auburn vs. Arkansas 24-22 (.522)

In Auburn: 11-9

--At Neville Arena: 2-6

In Fayetteville: 10-11

Neutral Sites: 3-2

Trend: Arkansas has won 7 of the last 8 meetings

Nov. 24, 1984	W	70-65	Sanford, Fla.
Dec. 14, 1989	W	84-69	Fayetteville, Ark.
Jan. 11, 1992	L	56-67	Fayetteville, Ark.
Jan. 9, 1993	W	68-49	Auburn
Jan. 22, 1994	W	66-57	Fayetteville, Ark.
Jan. 22, 1995	L	73-80	Auburn
Feb. 20, 1996	L	72-73 (OT)	Fayetteville, Ark.
Feb. 9, 1997	W	85-77	Auburn
Feb. 8, 1998	L	63-71	Fayetteville, Ark.
Feb. 26, 1998	L	43-59	Columbus, Ga.*
Feb. 7, 1999	W	66-46	Auburn
Feb. 17, 2000	W	73-56	Auburn
Feb. 24, 2000	W	71-58	Fayetteville, Ark.
Jan. 28, 2001	L	68-77	Fayetteville, Ark.
Feb. 22, 2001	W	68-60	Auburn
Feb. 17, 2002	L	65-88	Fayetteville, Ark.
Jan. 26, 2003	W	64-36	Auburn
Jan. 25, 2004	W	71-44	Fayetteville, Ark.
Feb. 3, 2005	W	62-51	Auburn
Jan. 12, 2006	L	60-64	Fayetteville, Ark.
Jan. 14, 2007	L	62-65	Auburn
Feb. 10, 2008	W	73-68	Fayetteville, Ark.
Mar. 2, 2008	W	74-57	Auburn
Mar. 6, 2008	W	73-51	Nashville, Tenn.*
Jan. 18, 2009	W	70-61	Fayetteville, Ark.
March 1, 2009	W	94-57	Auburn
Feb. 11, 2010	L	58-73	Auburn
Feb. 13, 2011	W	64-59	Fayetteville, Ark.
Jan. 15, 2012	L	39-59	Fayetteville, Ark.
Feb. 12, 2012	L	48-51	Auburn
Jan. 6, 2013	W	50-47	Auburn
Feb. 2, 2014	W	56-48	Fayetteville, Ark.
Jan. 29, 2015	L	47-52	Fayetteville, Ark.
Feb. 15, 2015	L	36-54	Auburn
Jan. 24, 2016	W	71-60 (OT)	Auburn
Feb. 26, 2017	W	70-64	Fayetteville, Ark.
Jan. 14, 2018	L	58-68	Auburn
Feb. 10, 2019	W	75-72	Fayetteville, Ark.
Jan. 5, 2020	L	70-86	Auburn
March 5, 2020	L	68-90	Greenville, S.C.*
Jan. 31, 2021	L	67-77	Fayetteville, Ark.
Feb. 25, 2021	L	69-74	Auburn
Feb. 10, 2022	L	66-68	Fayetteville, Ark.
Feb. 5, 2023	L	51-54	Auburn
Feb. 4, 2024	L	72-74	Fayetteville, Ark.
March 7, 2024	W	67-48	Greenville, S.C.*

*SEC Tournament

Auburn Women's Basketball Quick Hitters

- This is the 47th meeting between Auburn and Arkansas in women's basketball
- Auburn leads the series 24-22, including an 11-9 edge at home
- The teams met twice last season with Arkansas winning a close one at home and Auburn winning 67-48 in the SEC Tournament
- DeYona Gaston leads Auburn and ranks 8th nationally in scoring (22.7) and 78th in rebounds (8.5)
- Gaston is the first player in Auburn history with two 35-point games in the same season: 36 vs. VUL (11/8) and 35 vs. Alabama State (12/21)
- Gaston has five double-doubles this season, the last being a 29-point, 12-rebound performance vs. Norfolk State
- Audia Young scored a career-high 19 points at No. 6 LSU on Jan. 5, going 7-10 from the field and 4-5 on 3-pointers
- Auburn earned a 66-57 win at Virginia on Dec. 5 to help the SEC to a 10-6 series win in the second annual SEC/ACC Challenge; Auburn has won both games in that event, defeating Clemson last season
- Auburn went 2-1 at the Paradise Jam in November, defeating Northern Iowa and Pitt before falling to Kansas
- Gaston and Celia Sumbane were named to the Paradise Jam all-tournament team
- Syriah Daniels was named SEC Freshman of the Week after scoring 14 points in her first career start Dec. 8 vs. UAB
- Auburn held its first three opponents under 50 points; the last time Auburn did that was the 2006-07 season
- The Tigers are holding Division I opponents 9.6 points under their season scoring average; 14 of 15 Division I opponents so far have scored below their season average
- Sophomore Taliah Scott tied the program record for 3-pointers with 8 in the win over Little Rock Nov. 14; the record was previously set by Tiffany Krantz in 1997
- Gaston scored 36 points vs. VUL, a career-high and the most by an Auburn player since 1998; it also broke the Neville Arena record for an Auburn player (prev: 32, Honesty Scott-Grayson and Blanche Alverson)
- Auburn set numerous program records in a 128-36 win over Virginia University-Lynchburg Nov. 8, including points in a game (128), points in a half (68), points in a quarter (37) and margin of victory (92)
- Seven players scored in double-figures vs. VUL with five recording career-highs (Gaston 36, Sumbane 19, Young 18, Hunter 15, Daniels 12)
- The 31 points allowed to SIU in the season-opener Nov. 4 marked the fewest by an opponent in the Johnnie Harris era
- SIU's 31 points were also the fewest allowed by any Auburn team since the 2015 season (def. Georgia 44-26)
- Auburn is in its 54th season of varsity women's basketball and has 1,006 program wins; win no. 1,000 came vs. Little Rock Nov. 14
- Last season, Auburn finished seventh in the SEC, its highest finish since 2019
- Auburn made its 22nd NCAA Tournament appearance in 2024, its first since 2019
- Johnnie Harris is in her fourth season at Auburn; she won her 50th game Nov. 28 vs. Northern Iowa
- In SEC preseason polls, Auburn was picked to finish 9th by the league's coaches and 12th by the media

Moving On Up (Auburn Career Milestone Watch) . . .

- **Mar'Shaun Bostic** is 16th in career assists with 264; needs 3 to tie for 15th (Morgan Toles, 267), 39 to tie for 14th (Alli Smalley, 303)
- **Taylen Collins** needs 80 rebounds for 1,000 in her career
- **DeYona Gaston** scored her 1,000th career point and pulled down her 500th career rebound vs. Virginia-Lynchburg
- **Taliah Scott** scored her 500th career point at Cal
- **Head Coach Johnnie Harris** earned her 50th win at Auburn vs. Northern Iowa on Nov. 28
- **Auburn** defeated Little Rock on Nov. 14 for the 1,000th win in program history, dating back to the 1971-72 season.

INDIVIDUAL CATEGORY LEADERS

Auburn	Arkansas
DeYona Gaston - 22.7	Points.....Izzy Higginbottom - 23.8
DeYona Gaston - 8.4	ReboundsVera Ojenuwa - 7.6
Mar'Shaun Bostic - 4.9	Assists.....Izzy Higginbottom - 3.9
Bostic/Sumbane - 1.7	Steals.....Izzy Higginbottom - 1.2
DeYona Gaston - 1.5	Blocks.....Jenna Lawrence - 1.1
Taylen Collins - 30.6	Minutes Played.....Izzy Higginbottom - 33.8
DeYona Gaston - .548	Field Goal Percentage..... Vera Ojenuwa - .478
Audia Young - .396	3-Point Percentage.....Kiki Smith - .411
Celia Sumbane - .743	Free-Throw Percentage.....Izzy Higginbottom - .910

OPENING TIP

» The Auburn women's basketball team is back inside Neville Arena Thursday night to host Arkansas. Game time is 6 p.m. CT.
 » Auburn is 9-6 on the year, 0-2 in SEC play. The Tigers came up short on the road at No. 6 LSU Sunday, 73-63.
 » Arkansas is 7-10 overall, 0-2 in the SEC. The Razorbacks fell at Texas 90-56 on Sunday.

ON THE AIR

» Brit Bowen and Larry DiChiara will have the radio call on ESPN 106.7 FM beginning at 5:45 p.m. CT. The broadcast can also be heard on AuburnTigers.com and the Auburn Athletics app.
 » The game can be seen on SEC Network + with Brad Law and the hall-of-famer Joe Ciampi calling the action.

LAST TIME OUT

» Audia Young scored a career-high 19 points, but Auburn battled foul trouble and a streaky LSU team as the home Tigers earned a 73-63 win Sunday afternoon at the Pete Maravich Assembly Center.
 » Leading scorer DeYona Gaston played just 16 minutes while dealing with foul trouble throughout, and LSU took advantage of a smaller, more inexperienced lineup to turn a first-quarter deficit into a double-digit lead they would never relinquish.
 » Young hit a career-best four 3-pointers and scored her final basket at the buzzer off a no-look pass from Gaston to notch her 19th point and secure the career-high. Gaston, even in limited minutes, finished with 16 points, 10 of those coming in the fourth quarter.
 » Taylen Collins added 12 points, and Celia Sumbane – also saddled with early fouls – led the Tigers with six rebounds.

UP NEXT

» Auburn hits the road again for its third game against a ranked SEC foe when the Tigers take on No. 15 Kentucky. Game time is 2 p.m. CT Sunday at Memorial Coliseum in Lexington.

AN AUBURN WIN WOULD...

» Snap a three-game losing streak.
 » Be Auburn's second straight win over Arkansas.
 » Be the Tigers' first home win over Arkansas since 2016.

SERIES HISTORY VS. ARKANSAS

» Auburn is 24-22 all-time against Arkansas with an 11-9 advantage at home.
 » The teams met twice last season with Arkansas eking out a 74-72 win in Fayetteville before Auburn sprinted past the Razorbacks 67-48 in the SEC Tournament.
 » The last four regular-season meetings between the teams have been decided by five points or less, with the last three meetings - two in Fayetteville, one in Auburn - being decided on the final possession.

LAST MEETING: March 7, 2024, at Greenville Auburn 67, Arkansas 48

» JaMya Mingo-Young flirted with a triple-double as Auburn pulled away in the second half for a 67-48 win over Arkansas in the second round

of the SEC Tournament.

» Auburn shook off a slow start and went on a 12-0 run late in the second quarter to take a lead they would never surrender, and the Tigers' defense stood tall in the final 20 minutes, holding the Razorbacks to just 21 points in the second half.
 » Three players were in double figures for the Tigers, all with 11 points. Mingo-Young led the way with 11 points, eight rebounds and a season-high eight assists. Sydney Shaw knocked down three 3-pointers to finish with 11 points, and Mar'Shaun Bostic had her second straight game in double figures with 11 points along with three assists and three steals.

SCOUTING THE RAZORBACKS

» Arkansas is 7-10 overall and 0-2 in SEC play. The Razorbacks have faced two top-10 opponents so far in league play, falling to No. 6 LSU and No. 5 Texas to open the conference slate.
 » The Razorbacks average 71.6 points per game while giving up 74.6 per contest.
 » Izzy Higginbottom is the SEC's leading scorer (4th NCAA) with 23.8 points per game, and she leads the nation in total points scored this year (404). She is also second nationally in free throws made (121) and fifth in made field goals (133).

SCOUTING AUBURN

» Auburn is 9-6 overall, 0-2 in SEC play, and looking to bounce back from a pair of top-25 losses to Ole Miss and LSU to open league play.
 » The Tigers have the nation's No. 48 scoring defense at 56.9 points per game allowed. Auburn is holding opponents an average of 9.7 points below their season scoring average.
 » Graduate student DeYona Gaston is the nation's eighth-leading scorer and third in the SEC. She leads the Tigers with 22.7 points and 8.5 rebounds per game, ranking in the SEC's top 10 in both categories. She set a Neville Arena record for an Auburn player with 36 points in the win over VUL, then nearly matched that with 35 points vs. Alabama State. She has five double-doubles so far this season, including a 29-point, 12-rebound performance vs. Norfolk State on Dec. 29. For her efforts against ULL (29 points) and Alabama State, she was named SEC Player of the Week. Gaston also hit a corner 3-pointer with 1.6 seconds left to beat Northern Iowa on Nov. 28; it was just the second 3-pointer of her five-year collegiate career. She added 30 points in last Thursday's game vs. Ole Miss, going 14-for-17 at the free throw line. Her 14 made free throws and 17 attempts both tied Auburn program records.
 » Sophomore Taliah Scott, a transfer from Arkansas, made a splash in her Auburn debut, tying the program record for single-game 3-pointers with eight in the Tigers' win over Little Rock Nov. 14. She scored 26 points in the game along with a career-high 9 rebounds. She followed that up with a 28-point night at Oregon where she knocked down seven 3-pointers. She has missed the last 11 games with injury.
 » Graduate student Taylen Collins averages 9.5 points and 6.0 rebounds so far this season. She recorded her first double-double of the season with 15 points and 10 rebounds in the win over UAB Dec. 8. Collins hit double-digit scoring twice at the Paradise Jam and had 10 rebounds in the win over Pitt, then scored a then-season high 14 in the win at Virginia. She missed two recent games (Alabama

SEC STANDINGS & SCHEDULE

	<i>(thru games of 1/5)</i>					
	SEC Games			All Games		
	W	L	Pct.	W	L	Pct.
LSU	2	0	1.000	17	0	1.000
Alabama	2	0	1.000	15	1	.938
Texas	2	0	1.000	15	1	.938
South Carolina	2	0	1.000	14	1	.933
Kentucky	2	0	1.000	13	1	.929
Tennessee	1	1	.500	13	1	.929
Vanderbilt	1	1	.500	14	2	.875
Oklahoma	1	1	.500	13	2	.867
Ole Miss	1	1	.500	10	4	.714
Florida	1	1	.500	10	6	.625
Texas A&M	1	1	.500	8	6	.571
Mississippi St.	0	2	.000	13	3	.813
Missouri	0	2	.000	11	6	.647
Auburn	0	2	.000	9	6	.600
Georgia	0	2	.000	8	8	.500
Arkansas	0	2	.000	7	10	.412

Sunday, Jan. 5

Florida 73, Georgia 57
 #2 South Carolina 95, Mississippi State 68
 #19 Alabama 68, Missouri 49
 #5 Texas 90, Arkansas 56
 Texas A&M 60, #25 Ole Miss 58
 #16 Kentucky 96, Vanderbilt 78
 #9 Oklahoma 87, #15 Tennessee 86
 #6 LSU 73, Auburn 63



Thursday, Jan. 9

4 pm - #15 Kentucky at Florida (SECN)
 4 pm - Texas A&M at #2 South Carolina (ESPN2)
 5 pm - Missouri at Georgia (+)
 5:30 pm - #6 LSU at #16 Tennessee (+)
 6 pm - Arkansas at Auburn (+)
 6:30 pm - Vanderbilt at Ole Miss (+)
 6:30 pm - #10 Oklahoma at Mississippi State (+)
 7 pm - #18 Alabama at #5 Texas (+)

Sunday, Jan. 12/Monday, Jan. 13

Noon - #16 Tennessee at Arkansas (SECN)
 1 pm - Mississippi State at Georgia (+)
 2 pm - Auburn at #15 Kentucky (SECN)
 2 pm - Florida at Missouri (+)
 2 pm - #5 Texas at #2 South Carolina (ESPN2)
 3 pm - #18 Alabama at Ole Miss (+)
 4 pm - Texas A&M at #10 Oklahoma (ESPN2)
 Monday, 6 pm - Vanderbilt at #6 LSU (SECN)

Inside the Numbers

		
CATEGORY	AUBURN	ARKANSAS
Points Per Game	71.5	71.6
Scoring Margin	+14.6	-3.0
Field Goal %	46.3%	40.7%
Opp. Field Goal %	39.3%	40.1%
3 pt Field Goal %	36.5%	31.6%
Opp. 3FG %	29.0%	31.4%
Rebounds	35.6	37.4
Opp. Rebounds	31.7	43.4
Rebound Margin	+3.9	-6.0
Turnovers	16.5	15.4
Opp. Turnovers	21.7	13.2
Steals	10.0	5.2
Opp. Steals	8.3	7.9
Blocks	3.7	3.5
Opp. Blocks	2.6	5.3

Associated Press Top 25

(Week 10: Jan. 6)

Rk	Team	Record	Prev
1	UCLA (30)	15-0	1
2	South Carolina	14-1	2
3	Notre Dame (2)	12-2	3
4	Southern California	14-1	4
5	Texas	15-1	5
6	LSU	17-0	6
7	Connecticut	13-2	7
8	Maryland	14-0	8
9	Ohio State	13-0	10
10	Oklahoma	13-2	9
11	TCU	15-1	11
12	Kansas State	15-1	12
13	Georgia Tech	15-0	13
14	Duke	12-3	14
15	Kentucky	13-1	16
16	Tennessee	13-1	15
17	West Virginia	12-2	18
18	Alabama	15-1	19
19	North Carolina	13-3	17
20	Michigan State	12-2	21
21	NC State	11-3	22
22	Utah	12-2	NR
23	Iowa	12-3	24
24	California	14-2	20
25	Michigan	10-4	24

Also receiving votes: Vanderbilt, Florida State, Ole Miss, Harvard, Minnesota, Oklahoma State, Washington, Mississippi State.

USA TODAY Coaches' Top 25

(Week 10: Jan. 7)

Rk	Team	Record	Prev
1	UCLA (31)	15-0	1
2	South Carolina	14-1	2
3	Notre Dame	12-2	3
4	LSU	17-0	4
5	Southern California	14-1	5
6	Texas	15-1	6
7	Maryland	14-0	7
8	Connecticut	13-2	8
9	Ohio State	14-0	9
10	Kansas State	15-1	11
11	Oklahoma	13-2	10
12	TCU	15-1	12
13	Georgia Tech	15-0	14
14	Duke	12-3	15
15	Tennessee	13-1	13
16	Kentucky	13-1	16
17	West Virginia	12-2	18
18	North Carolina	13-3	17
19t	NC State	11-3	19
19t	Alabama	15-1	20
21	Michigan State	12-2	21
22	Utah	12-2	NR
23	Iowa	12-3	22
24	Florida State	13-2	NR
25	California	14-2	23

Also receiving votes: Baylor, Ole Miss, Vanderbilt, Minnesota, Michigan, Saint Joseph's, South Dakota State, Creighton, Harvard, Seton Hall, George Mason, Florida Gulf Coast, Nebraska.

State-illness, Norfolk State-injury) but returned to the lineup vs. Ole Miss.

» Senior Mar'Shaun Bostic has been the Tigers' starting point guard most of the season, currently ranking fifth in the SEC with 4.9 assists per game. She's had five or more assists in nine of 16 games so far. One of the fastest players and top defenders in the SEC, she led the Tigers with 1.6 steals per game in 2023-24 and currently leads the team with 1.7 steals per game this year.

» Senior Celia Sumbane scored a career-high 19 points with 8 rebounds, 5 assists and 4 steals vs. VUL. She was then named to the Paradise Jam all-tournament team after averaging 10.2 points in the tournament, including 16 in the final game vs. Kansas. She has started all 16 games so far.

» Sophomore Audia Young opened the season with a bang, scoring a career-high 11 points on 3-4 3FG along with four steals vs. SIU. She then set another career high vs. VUL with 18 points, 4 assists and 5 steals. She hit double-digits a third time with 11 points in the win over Pitt, which included three 3-pointers. Young set a new career high in Sunday's game at LSU with 19 points on 7-of-10 shooting, including 4-of-5 from 3-point range.

» True freshmen Jordan Hunter and Syriah Daniels - two of the top high school players in Alabama a year ago - saw their first collegiate action vs. SIU. Hunter had 6 assists and 4 rebounds off the bench in the opener, then went 7-for-7 from the field for 15 points along with 6 assists vs. VUL. Daniels had 12 points and 4 steals in the VUL win, then scored a career-high 14 points in her first career start to help the Tigers come from behind to beat UAB Dec. 8.

» Junior Oyindamola Akinbolawa has made five starts in the post, averaging 3.8 points and 3.8 rebounds per game. She played her best career game vs. Northern Iowa at the Paradise Jam, finishing with 7 points and 10 rebounds, including her first career 3-pointer. She then scored a career-high 10 points at UL-Lafayette Dec. 18 and just missed her first career double-double with nine rebounds.

» Sophomore Yakiya Milton returned from injury Dec. 21 vs. Alabama State with six points and six rebounds in the Tigers' win. She then moved into the starting lineup vs. Norfolk State.

ON THIS DATE

» Auburn is 8-5 on January 9. The Tigers' last game on this date was a home loss to LSU in 2022.

TRAVELING TIGERS

» After Auburn's return from the Dec. 18 game in Lafayette, the Tigers logged more than 11,000 miles of travel during the non-conference season.

» Auburn spent three straight weeks on the road with games at Oregon and Cal (Nov. 20-22), the Paradise Jam in the Virgin Islands (Nov. 28-30) and the SEC/ACC Challenge game at Virginia (Dec. 5). The Tigers' seven non-conference games away from home are their most since the 2018-19 season (also seven).

FIRST START = FIRST CLASS

» Freshman Syriah Daniels was pressed into service for her first career start Dec. 8 vs. UAB after a shootaround injury to DeYona Gaston earlier in the day. She made the most of her first collegiate start, scoring a career-high 14 points in 30 minutes of action to help lead the Tigers to a come-from-

behind win over the Blazers.

» For her efforts, she was named SEC Freshman of the Week for the week of Dec. 10.

NOBODY HOOPS LIKE GASTON

» Graduate forward DeYona Gaston has already made her mark on the program in her one Auburn season. In the win over VU-Lynchburg, Gaston scored a career-high 36 points, setting a Neville Arena record by an Auburn player and posting the highest single-game total by a Tiger since 1998, five shy of the program record.

» In that VUL game, Gaston also notched her 1,000th career point and 500th career rebound, along with her first Auburn double-double and 10th of her career.

» The last week before Christmas, she averaged 32.0 points in wins at ULL (29) and vs. Alabama State (35), earning SEC Player of the Week honors. She then added another 29-point game against Norfolk State, making her the first Auburn player with three straight 25-point performances since Janiah McKay in 2018, then followed that up with a 30-point performance against Ole Miss.

» Gaston went 14-for-17 at the free throw line against Ole Miss. Her 14 made free throws tied the program record (DeWanna Bonner, 14 vs. Tennessee in 2009) as did her 17 attempts (Becky Jackson, 17 vs. Iona in 1980).

» She owns the top two scoring totals in Neville Arena history for an Auburn player, and she is the first player in Auburn women's history with two 35-point games in the same season.

» Gaston averaged 18.3 points and 9.7 rebounds in three games at the Paradise Jam, earning a spot on the all-tournament team. That included a 28-point, 10-rebound performance in the win over Pitt.

» Gaston currently averages 22.7 points/game, third-best in the SEC and 8th-best in the nation.

SEEING DOUBLE

» Auburn's first double-double of the season came Nov. 8 vs. Virginia-Lynchburg as DeYona Gaston scored a career-high 36 points along with 11 rebounds in Auburn's record-setting 128-36 win.

» Gaston's second double-double came in Auburn's next game, a 21-point, 14-rebound performance in the Tigers' 82-48 win over Little Rock.

» Double-double number three came for Gaston in the Virgin Islands with 28 points and 10 rebounds in an 82-50 win over Pitt.

» Taylen Collins picked up her first double-double of the season and Auburn's fourth with 15 points and 10 rebounds in the Tigers' gritty comeback win over UAB Dec. 8.

» Gaston recorded her fourth double-double with 29 points and 10 rebounds in the Tigers' win at Louisiana-Lafayette Dec. 18.

» Double-double number five for No. 5 came Dec. 29 vs. Norfolk State with 29 points and 12 rebounds.

RECORD-SETTING DEBUT

» Sophomore Taliyah Scott torched the nets in her first game as a Tiger, scoring 26 points on 9-16 shooting (8-14 3FG), tying a program and arena record with eight 3-pointers in the 82-48 win over Little Rock Nov. 14.

» Scott's eight 3-pointers were the most ever in Neville Arena by an Auburn women's player and

tied the overall mark for the 15-year-old building set four previous times by three men's players and one women's player.

MOST 3-POINTERS IN NEVILLE ARENA

3FG	Player (Team)	M/W	Date
8	Taliah Scott (Auburn)	W	11/14/24
8	Chloe Wanink (Wofford)	W	11/6/19
8	Bryce Brown (Auburn)	M	3/3/18
8	Xavier Munford (Rhode Island)	M	11/25/12
8	Josh Davis (Samford)	M	11/19/10

DEFENSE IS OUR STRENGTH

» Auburn's season-opening 65-31 win over Southern Illinois showed off the Tigers' defensive prowess in a big way. The 31 points scored by SIU were:

- The fewest allowed under Johnnie Harris
 - The fewest allowed by Auburn since 2015 (def. Georgia 44-26)
 - The second-fewest ever scored by an opponent in Neville Arena (Presbyterian, 27 in 2013)
 - The fewest in a season-opener since 2006 (def. Western Carolina 91-23)
- » Auburn held their first three opponents this season under 50 points, the first time for Auburn to accomplish that feat since the 2006-07 season.
- » Auburn has held 14 of 15 NCAA opponents this season under their season scoring average with seven of those opponents scoring more than 10 points less than their season average.

OPPONENT SCORING vs. AUBURN/SEASON

Opponent	Season Avg.	vs. AU	Difference
So. Illinois	59.9	31	-28.9
Little Rock	58.7	48	-10.7
Oregon	73.3	70	-3.3
California	77.2	63	-14.2
Northern Iowa	77.5	64	-13.5
Pittsburgh	63.1	50	-13.1
Kansas	68.1	61	-7.1
Virginia	71.9	57	-14.9
UAB	71.0	62	-9.0
UL-Lafayette	59.3	51	-8.3
Alabama State	45.6	40	-5.6
Norfolk State	67.1	63	-4.1
Ole Miss	78.7	85	+6.3
LSU	91.8	73	-18.8

(season averages as of 1/7)

DEFENSE CREATING OFFENSE

» Under Harris, the Tigers have forced 25 or more turnovers 12 times and 30 or more on five occasions.

» Auburn is 34-0 all-time when forcing 30 or more turnovers in a game.

» The 41 turnovers forced by Auburn in the win over Virginia-Lynchburg were the second-most in program history.

TURNOVERS FORCED - ALL-TIME TOP 10

Date	Opponent	Turnovers	Result
12/17/00	Puerto Rico-Mayaguez	45	W 106-25
11/8/24	Virginia-Lynchburg	41	W 128-36
12/13/23	Alabama State	40	W 94-37
2/14/95	Lynn	40	W 107-25
12/29/03	Alabama A&M	39	W 95-28
12/5/01	Tennessee State	39	W 96-46
11/11/16	Troy	38	W 61-52
12/22/11	Central Connecticut St.	37	W 49-40
11/14/08	at Alabama A&M	37	W 91-53
12/18/22	Samford	36	W 91-37

SINGLE-GAME STEALS - ALL-TIME TOP 10

Date	Opponent	Steals	Result
12/13/23	Alabama State	28	W 94-37
11/8/24	Virginia-Lynchburg	25	W 128-36
12/19/22	Samford	24	W 91-37
12/5/15	East Carolina	24	W 83-69
12/5/01	Tennessee State	24	W 96-46
12/21/04	Monmouth	23	W 73-44
12/7/03	Buffalo	23	W 82-32
12/17/00	Puerto Rico-Mayaguez	23	W 106-25
11/11/16	Troy	22	W 61-52
11/14/14	Troy	22	W 71-54
12/29/12	Samford	22	W 80-51

IT FINALLY HAPPENED

» With the 128-36 win over Virginia-Lynchburg on Nov. 8, Auburn topped the 100-point mark in a regular-season game for the first time in nearly 16 years. The last time had been a 119-54 win over Sam Houston on Dec. 5, 2008. It was the 31st 100-point game in Auburn history.

» It had been 488 games (5,816 days) since Auburn scored 100 points in a regular-season game, the longest drought among SEC teams.

ALL THE SCORING RECORDS

» Auburn's 128 points vs. Virginia-Lynchburg marked a program record for single-game scoring, surpassing 119 points vs. Sam Houston State in 2008.

» The 92-point margin of victory was the largest in program history, surpassing an 82-point win over Lynn in 1995.

AUBURN HONOR ROLL

» **DeYona Gaston:** Katrina McClain Award Watch List, Paradise Jam All-Tournament Team, SEC Player of the Week (12/23)

» **Taliah Scott:** Ann Meyers Drysdale Award Watch List

» **Celia Sumbane:** Paradise Jam All-Tournament Team

» **Syriah Daniels:** SEC Freshman of the Week (12/11)

CUTTING IT CLOSE

» Auburn has had four games decided by four points or less so far this season, with two of those being one-point contests.

» The Tigers defeated Northern Iowa 65-64 on a buzzer-beating 3-pointer by DeYona Gaston Nov. 28, then dropped a 61-60 heartbreaker to Kansas two days later.

» Auburn is 6-4 in one-point games since 2016:

Date	Opponent	Location	Result
11/30/24	Kansas	St. Thomas	L 60-61
11/28/24	Northern Iowa	St. Thomas	W 65-64
3/24/23	Clemson	Clemson	L 55-56
1/22/23	Ole Miss (OT)	Auburn	W 77-76
11/26/22	Colorado State	Las Vegas	W 74-73
3/1/20	Tennessee	Auburn	L 55-56
12/1/19	Drake	Estero, Fla.	L 82-83
3/7/19	Alabama	Greenville	W 53-52
2/3/19	Georgia (OT)	Auburn	W 59-58
11/23/16	Marist	Savannah	W 52-51

WORKING OVERTIME

» Auburn is 23-22 all-time in overtime games. The Tigers' last OT game was a 77-76 home win over Ole Miss on Jan. 22, 2023.

Auburn in the SEC & NCAA Stats

Category	(Thru games of Jan. 7)		
	Value	SEC	NCAA
Scoring Offense	71.5	13th	91st
Scoring Defense	56.9	5th	48th
Scoring Margin	+14.6	12th	49th
Free Throw Pct.	.664	15th	272nd
Field Goal Pct.	.463	10th	34th
Field Goal Pct. Def.	.393	12th	142nd
3-pt FG Pct.	.365	3rd	26th
3-pt FG Pct. Def.	.290	10th	128th
Rebounds	35.6	16th	235th
Rebound Margin	+3.9	15th	104th
Blocks	3.7	11th	89th
Assists	14.5	12th	121st
Steals	10.0	8th	80th
Turnover Margin	+5.2	7th	40th
Turnovers Forced	21.7	5th	30th
Assist/Turnover	0.9	12th	134th
3-Point FG Made	4.1	14th	316th

INDIVIDUALS (All Games)			
Minimum of 75% of team games played			
Scoring			
DeYona Gaston	22.7	3rd	8th
Rebounds			
DeYona Gaston	8.4	9th	78th
Field Goal Percentage			
DeYona Gaston	.548	5th	44th
Assists			
Mar'Shaun Bostic	4.9	5th	53rd
Free Throw Percentage			
DeYona Gaston	.743	11th	223rd
Steals			
Mar'Shaun Bostic	1.7	14th	--
Celia Sumbane	1.7	14th	--
Blocked Shots			
DeYona Gaston	1.5	7th	75th
Offensive Rebounds			
DeYona Gaston	3.9	3rd	28th
Defensive Rebounds			
DeYona Gaston	4.5	15th	--

Auburn Career Assists

No.	Player	Years	Assists
1.	Whitney Boddie	2005-09	603
2.	Rena Halbrooks	1978-82	593
3.	Helene Baroody	1983-87	587
4.	Kristen Mulligan	1992-96	551
5.	Ruthie Bolton	1985-89	526
6.	Martha Monk	1979-81	525
7.	Chantel Tremitiere	1987-91	490
8.	Janiah McKay	2015-19	448
9.	Tiffany Krantz	1996-2000	414
10.	Debra Larkin	1981-85	386
11.	Samantha Williams	1991-96	323
12.	Nicole Loudon	2001-05	311
13.	Katie Frerking	2013-17	307
14.	Alli Smalley	2007-11	303
15.	Morgan Toles	2009-11	267
16.	Mar'Shaun Bostic	2021-present	264
17.	Najat Ouardad	2011-13	259
18.	Cindy Sagrera	1981-84	254
19.	Mae Ola Bolton	1984-88	252
20.	Nitasha Brown	2002-06	236
21.	Honesty Scott-Grayson	2020-24	228
22.	DeWanna Bonner	2005-09	226
23.	Tasha Hamilton	1997-2001	219
24.	Angie Hannah	1978-82	214
25.	Lynn Stevenson	1987-91	212
26.	LaRita Spencer	1999-2001	209
27.	Terryland Robinson	1989-93	207
	Diann McNeil	1984-88	202
29.	Justine Agbatan	1995-98	201
30.	Nancy Derrick	2000-04	200
	Sherell Hobbs	2005-09	200

NCAA NET Report (AU & Opponents)

(thru games of Jan. 6)

Rk	Team	Record	AU Result
1	South Carolina	14-1	--
2	Texas	15-1	--
9	LSU	17-0	L
11	Oklahoma	13-2	--
14	Alabama	15-1	--
17	Tennessee	13-1	--
18	Ole Miss	10-4	L
20	Vanderbilt	14-2	--
23	Kentucky	13-1	--
33	Mississippi State	13-3	--
32	California	14-2	L
35	Oregon	11-4	L
47	Florida	10-6	--
54	AUBURN	9-6	
63	Missouri	11-6	--
68	Northern Iowa	7-6	W
77	Kansas	11-3	L
79	Texas A&M	8-6	--
109	Norfolk State	13-4	L
110	Virginia	9-6	W
133	Georgia	8-8	--
141	Arkansas	7-10	--
149	Louisiana-Lafayette	5-6	W
157	Pittsburgh	8-8	W
165	UAB	8-6	W
258	Little Rock	4-8	W
337	Southern Illinois	1-10	W
353	Alabama State	4-10	W

LAST 10 OVERTIME GAMES

Date	Opponent	Location	Result
1/22/23	Ole Miss	Auburn	W 77-76
1/6/22	at Missouri	Columbia	L 63-72
2/20/20	Mississippi State	Auburn	L 85-92
11/30/19	Dayton	Estero, Fla.	W 76-74
2/3/19	Georgia	Auburn	W 59-58
12/20/18	North Carolina	Myrtle Beach	W 86-81
2/20/17	Alabama	Auburn	L 61-63
12/18/16	Virginia Tech	Auburn	L 87-92
1/24/16	Arkansas	Auburn	W 71-60
12/13/15	at Marquette	Milwaukee	L 69-70

TIGERS IN THE PROS

» DeWanna Bonner, a 2009 Auburn graduate, completed her 15th season in the WNBA in 2024, her fifth with the Connecticut Sun. She has played in 502 career regular-season WNBA games, the third-most in league history, and she is the all-time league leader in playoff appearances with 87. A six-time WNBA All-Star, Bonner helped lead the Sun to the WNBA semifinals, where they fell to the Minnesota Lynx. Bonner is nearing the top of the list in the all-time WNBA record books as she ranks fourth in career scoring (7,482 points) and ninth in career rebounds (3,067).

» Former Tiger Charlene Thomas-Swinson, who played at Auburn from 1984-87, is an assistant coach for the Las Vegas Aces, who won the 2022 and 2023 WNBA titles.

» Unique Thompson, a 2021 graduate, averaged 27.3 points and 16.7 rebounds for the Albury-Wodonga Bandits of Australia's NBL1 over the summer. She is currently in her third season playing for Nadezhda Orenburg in Russia. Thompson was the No. 19 pick in the 2021 WNBA Draft by the Indiana Fever, and she signed a training camp contract with the Dallas Wings in 2022, but has not played in a WNBA regular-season game.

» Honesty Scott-Grayson is playing for Amyntas BC in Greece after finishing her Auburn eligibility in 2024. She signed a free agent deal with the Washington Mystics in the summer of 2024 and played in two preseason games.

IT DIDN'T COUNT, BUT...

» The Tigers earned a 106-26 win over LaGrange in an exhibition contest at home Oct. 31. Three players recorded double-doubles: DeYona Gaston (32 points, 14 rebounds), Taylen Collins (22 points, 14 rebounds) and Mar'Shaun Bostic (12 points, 13 assists, 8 steals). Auburn hit 11 of their first 12 shots and had 80 of their 106 points in the paint on the way to a 57% shooting night.

PACKING THE HOUSE

» For the third straight season, Auburn sold a record number of women's basketball season tickets. More than 1,850 season tickets were purchased for the 2024-25 season.

» When the Tigers hosted UAB Dec. 8 as the second game of a doubleheader with the Auburn men's team, the women's game drew 4,008 fans, the largest crowd ever for a non-conference game at Neville Arena.

» For the 2023-24 season, Auburn averaged 3,245 fans over 17 games at Neville Arena, the second-largest average attendance in program history. Two of the three biggest crowds to see at Auburn home game at Neville Arena also came through the gates - 7,720 were in attendance when the Tigers stunned No. 7 LSU on Jan. 14, then 6,075

filled the stands a week later when Auburn beat Alabama on the day of DeWanna Bonner's jersey retirement.

UP TO THE CHALLENGE

» Auburn defeated Virginia 66-57 Dec. 5 in Charlottesville to help the SEC claim a 10-6 victory in the second annual SEC/ACC Challenge.

» It was Auburn's second straight victory in the event; the Tigers defeated Clemson 83-53 at home last season in the final game of the event to clinch a 7-7 tie between the conferences.

THIS, THAT AND THE OTHER

» Two Tigers are wearing the SEC Graduate patch this season. Taylen Collins earned her Auburn degree in the spring of 2024, and DeYona Gaston graduated from the University of Texas this spring before transferring to the Plains.

» Redshirt sophomore Audia Young is part of the SEC Women's Basketball Leadership Council.

» Young's number 21 is technically retired, but the previous owner of that number - her mother, former Auburn All-American Carolyn Jones-Young - granted her permission for Audia to wear it at Auburn.

» Freshman Syriah Daniels - the second Auburn women's basketball legacy on the roster - is the daughter of former Auburn men's standout and NBA player Marquis Daniels and former Auburn women's player, the late Shana Askew Daniels. She's also the first graduate of Auburn High School to play for the Tigers since Trevesha Jackson in the mid-2000s.

» Head coach Johnnie Harris will be inducted into the University of Arkansas-Fort Smith Hall of Fame next April. Harris served as assistant coach there from 2001-03, landing the No. 1 junior college recruiting class in the country and winning a conference title while working for legendary coach Louis Whorton.

Auburn Individual & Team Records

Single Game

Points	41, Conswella Sparrow vs. South Alabama (Feb. 17, 1998)
Field Goals	17, Becky Jackson vs. UAB (1982-83)
Field Goal Attempts	34, Marianne Merritt vs. West Georgia (1975-76)
FG Percentage	1.000 (12-12), Laticia Morris vs. S. Alabama (Jan. 14, 1997)
3PT Field Goals	8, Taliah Scott vs. Little Rock (Nov. 14, 2024)
	8, Tiffany Krantz vs. Troy State (Nov. 21, 1997)
3PT Field Goal Attempts	16, Brandy Montgomery at Marquette (Dec. 13, 2015)
3PT FG Pct.	1.000 (7-7), Tiffany Krantz vs. Vanderbilt (Jan. 29, 1997)
Free Throws	14, DeYona Gaston vs. Ole Miss (Jan. 2, 2025)
	14, DeWanna Bonner vs. Tennessee (Jan. 25, 2009)
Free Throw Attempts	17, DeYona Gaston vs. Ole Miss (Jan. 2, 2025)
	17, Becky Jackson vs. Iona (Dec. 13, 1980)
FT Percentage	1.000 (12-12), JaMya Mingo-Young vs. Norfolk State (Dec. 16, 2023)
	1.000 (12-12), Daisa Alexander vs. Mississippi State (Feb. 20, 2020)
Rebounds	26, Marianne Merritt vs. Montevallo (1975-76)
Assists	18, Martha Monk vs. Alabama State (1980-81)
Blocks	13, Marita Payne vs. Arkansas (Feb. 3, 2005)
Steals	10, Kristen Mulligan vs. NE Illinois (Dec. 18, 1992)
	10, Ruthie Bolton vs. Long Beach St. (April 1, 1988)
	10, Mae Ola Bolton vs. Kentucky (Feb. 3, 1987)

Season

Points	716, DeWanna Bonner (2008-09)
Scoring Average	21.9, Marianne Merritt (1975-76)
Field Goals	259, Tara Williams (1996-97)
	259, Angie Hannah (1980-81)
Field Goal Attempts	544, Tara Williams (1996-97)
Field Goal Percentage	.663 (222-335), Becky Jackson (1982-83)
3PT Field Goals	70, Tiffany Krantz (1996-97)
3PT Field Goal Attempts	197, Brandy Montgomery (2016-17)
3PT FG Percentage	.429 (48-112), Kristen Mulligan (1994-95)
Free Throws	218, DeWanna Bonner (2008-09)
Free Throw Attempts	258, DeWanna Bonner (2008-09)
Free Throw Percentage	.905 (76-84), Sania Wells (2021-22)
Rebounds	401, Lauretta Freeman (1992-93)
Rebounding Average	15.3, Marianne Merritt (1975-76)
Assists	294, Martha Monk (1980-81)
Assists Average	8.9, Martha Monk (1980-81)
Blocks	141, Marita Payne (2004-05)
Steals	114, Marianne Merritt (1975-76)
Double-Doubles	26, Lauretta Freeman (1992-93)

Career

Points	2,162, DeWanna Bonner (2005-09)
Scoring Average	20.4, Marianne Merritt (1975-79)
Field Goals	864, Becky Jackson (1980-84)
	864, Vickie Orr (1985-89)
Field Goal Attempts	1,795, Marianne Merritt (1975-79)
Field Goal Percentage	.602, Becky Jackson (1980-1984)
3PT Field Goals	219, Alli Smalley (2007-11)
3PT Field Goal Attempts	688, Brandy Montgomery (2013-17)
3PT Field Goal Percentage	.415, Carolyn Jones (1988-91)
Free Throws	600, DeWanna Bonner (2005-09)
Free Throw Attempts	755, DeWanna Bonner (2005-09)
Free Throw Percentage	.810, Carolyn Jones (1988-91)
Rebounds	1,156, Unique Thompson (2017-21)
Rebounding Average	10.6, Unique Thompson (2017-21)
Assists	603, Whitney Boddie (2005-09)
Assists Average	8.3, Martha Monk (1979-81)
Blocks	377, Marita Payne (2002-06)
Steals	282, Mae Ola Bolton (1985-88)
Double-Doubles	58, Unique Thompson (2017-21)

Triple-Doubles

Only four basketball players ever at Auburn, male or female, have recorded a triple-double in a game, with two coming from the women's team: Marita Payne and Whitney Boddie. Payne recorded the first ever on Feb. 3, 2005 with 15 points, 12 rebounds and 13 blocks against Arkansas. Boddie followed up with one on Dec. 5, 2008 with 24 points, 11 rebounds and 12 assists against Sam Houston State.

Single Game

Points	128 vs. Virginia-Lynchburg (Nov. 8, 2024)
Margin of Victory	92 (128-36) vs. Virginia-Lynchburg (Nov. 8, 2024)
First Half Points	68 vs. Virginia-Lynchburg (Nov. 8, 2024)
Second Half Points	64 vs. Jacksonville State (Jan. 19, 1999)
Points in a Quarter	37 (1Q) vs. Virginia-Lynchburg (Nov. 8, 2024)
Field Goals	51 vs. Virginia-Lynchburg (Nov. 8, 2024)
	51 vs. Alabama State (Dec. 2, 1986)
Field Goal Attempts	97 vs. Georgia State (Dec. 5, 1987)
Field Goal Percentage	.672 (38-58) vs. North Carolina (Feb. 18, 1982)
3PT Field Goals	14 at Elon (Dec. 22, 2018)
3PT Field Goal Attempts	33 vs. Iowa State (Dec. 28, 2001)
3PT FG Percentage	.833 (5-6) vs. Charleston Southern (Nov. 23, 2001)
	.833 (5-6) at LSU (Feb. 1, 2009)
Free Throws	38 vs. Tuskegee (1976-77)
Free Throw Attempts	54 vs. Tuskegee (1976-77)
Free Throw Percentage	1.000 (16-16) vs. Texas A&M (Jan. 8, 2018)
Rebounds	79 vs. Eastern Kentucky (Nov. 25, 1989)
	79 vs. Alabama-Huntsville (Jan. 5, 1980)
Assists	38 vs. Georgia State (Dec. 5, 1987)
Blocks	17 vs. Alabama A&M (Nov. 19, 2009)
	17 vs. South Alabama (Feb. 23, 1994)
	17 vs. Lamar (Dec. 1, 1993)
Steals	28 vs. Alabama State (Dec. 13, 2023)
Opponent Turnovers	45 vs. Puerto Rico-Mayaguez (Dec. 17, 2000)
Fewest Points	25 vs. Mercer (1971-72)
Fewest First Half Points	12 vs. Hampton (Dec. 30, 2014)
Fewest Second Half Points	10 vs. Mercer (1971-72)
Fewest Rebounds	17 vs. Vanderbilt (Feb. 4, 2016)
Fewest Assists	3 vs. Tennessee (Jan. 10, 2002)
Fewest Field Goals	12 vs. Vanderbilt (Dec. 18, 1994)
	12 vs. South Carolina (Feb. 16, 2006)
Fewest Field Goal Attempts	39 at Duke (Nov. 27, 2005)
Fewest Free Throws	0 vs. Georgia (Feb. 12, 1983)
Fewest Free Throw Attempts	3 at Texas A&M (Feb. 23, 2020)
Fewest Fouls	6 vs. Alabama State (Feb. 20, 1991)
Fewest Turnovers	5 at Alabama (Feb. 26, 2004)
	5 vs. Florida (Dec. 31, 2017)

Season

Points	2,945 in 1987-88
Scoring Average	87.1 in 1986-87
Field Goals	1,238 in 1987-88
Field Goal Attempts	2,468 in 1987-88
Field Goal Percentage	.524 (1,201-2,292) in 1986-87
3PT Field Goals	193 in 2018-19
3PT Field Goal Attempts	639 in 2016-17
3PT Field Goal Percentage	.406 (26-64) in 1987-88
Free Throws	572 in 1989-90
Free Throw Attempts	838 in 1989-90
Free Throw Percentage	.749 (519-693) in 1990-91
Rebounds	1,652 in 1987-88
Rebounding Average	47.2 in 1987-88
Rebounding Margin	+15.7 in 1987-88
Assists	674 in 1987-88
Blocks	207 in 2005-06
Steals	402 in 2012-13
Turnovers Forced	709 in 2016-17
Wins	32 in 1987-88/1988-89
Consecutive Wins	28 in 1988-89
Consecutive Home Wins	68 from 1986-91
Losses	19 in 2020-21
Consecutive Losses	18 in 2020-21/21-22

TIGERS' RECORD WHEN...

	2024-25	Harris Era
At Home.....	5-2	41-17
On the Road.....	2-3	10-28
At a Neutral Site.....	2-1	4-6
When wearing white.....	4-2	36-18
When wearing orange.....	3-1	6-3
When wearing blue.....	2-3	11-28
When wearing pink.....	0-0	2-1
Leading at the half.....	8-1	47-9
Trailing at the half.....	1-5	8-42
Tied at the half.....	0-0	0-0
Scores 100+ points.....	1-0	1-0
Scores 90-99 points.....	0-0	4-0
Scores 80-89 points.....	3-0	8-1
Scores 70-79 points.....	0-0	23-3
Scores 60-69 points.....	5-3	16-15
Scores fewer than 60 points.....	0-3	3-32
Holds opponent under 60 points.....	6-0	33-8
Holds opponent under 50 points.....	4-0	21-0
Holds opponent under 40 points.....	2-0	4-0
Force 25 or more turnovers.....	3-1	12-1
Shoots 50% FG or better.....	4-0	11-0
Shoots 40-49.9% FG.....	5-4	34-16
Shoots 39.9% or under FG.....	0-2	8-34
Holds opponent under 40% FG.....	7-0	42-9
Holds opponent under 30% FG.....	3-0	13-0
Shoots higher FG% than opponent.....	9-0	47-7
Shoots lower FG% than opponent.....	0-6	8-45
Shoots same FG% as opponent.....	0-0	0-0
Shoots higher FT% than opponent.....	3-1	26-15
Shoots lower FT% than opponent.....	6-4	27-35
Shoots same FT% as opponent.....	0-0	2-0
Out-rebounds opponent.....	7-1	32-10
Out-rebounded by opponent.....	2-5	20-39
Tied in rebounds.....	0-0	3-2
Versus ranked opponent.....	0-3	4-13
In overtime.....	0-0	1-1
Games decided by 3 points or less.....	1-2	6-10
Games decided by 4-5 points.....	0-1	2-4
Games decided by 6-10 points.....	2-2	12-14
Games decided by 11-20 points.....	1-0	13-10
Games decided by 21-30 points.....	0-1	10-6
Games decided by 30+ points.....	5-0	12-7
In November.....	3-2	16-9
In December.....	4-1	17-2
In January.....	0-2	7-19
In February.....	0-0	6-15
In March.....	0-0	3-5

2024-25 Auburn Superlatives...

First Half

Most points scored in the first quarter.....	37 vs. Virginia-Lynchburg (11/8/24)
Most points scored in the second quarter.....	31 vs. Virginia-Lynchburg (11/8/24)
Most points scored in the first half.....	68 vs. Virginia-Lynchburg (11/8/24)
Fewest points scored in the first half.....	20 vs. Ole Miss (1/2/25)
Fewest points allowed in the first half.....	15 vs. Southern Illinois (11/4/24)
Most points allowed in the first half.....	45 vs. Ole Miss (1/2/25)
Best FG % in the first half.....	.703 vs. Virginia-Lynchburg (11/8/24)
Worst FG % in the first half.....	.300 at LSU (1/5/24)
Best FG % by an opponent in the first half.....	.630 vs. Ole Miss (1/2/25)
Worst FG % by an opponent in the first half.....	.222 vs. Southern Illinois (11/4/24)
Most rebounds in the first half.....	27 vs. Pittsburgh (11/29/24)
Fewest rebounds in the first half.....	7 vs. Ole Miss (1/2/25)
Most rebounds by an opponent in the first half.....	23 vs. Southern Illinois (11/4/24)
Fewest rebounds by an opponent in the first half.....	8 vs. Virginia-Lynchburg (11/8/24)

Second Half

Most points scored in the third quarter.....	31 vs. Virginia-Lynchburg (11/8/24)
Most points scored in the fourth quarter.....	29 vs. Virginia-Lynchburg (11/8/24)
Most points scored in an overtime period.....	
Most points scored in the second half.....	60 vs. Virginia-Lynchburg (11/8/24)
Fewest points scored in the second half.....	20 vs. Kansas (11/30/24)
Fewest points allowed in the second half.....	16 vs. Southern Illinois (11/4/24) & Virginia-Lynchburg (11/8/24)
Most points allowed in the second half.....	40 vs. Ole Miss (1/2/25)
Best FG % in the second half.....	.682 at UL-Lafayette (12/18/24)
Worst FG % in the second half.....	.308 vs. Kansas (11/30/24)
Best FG % by an opponent in the second half.....	.542 at LSU (1/5/24)
Worst FG % by an opponent in the second half.....	.174 vs. Southern Illinois (11/4/24)
Most rebounds in the second half.....	25 vs. Southern Illinois (11/4/24)
Fewest rebounds in the second half.....	13 at California (11/22/24) & at LSU (1/5/24)
Most rebounds by an opponent in the second half.....	26 at Oregon (11/20/24) & vs. Norfolk State (12/29/24)
Fewest rebounds by an opponent in the second half.....	8 vs. Ole Miss (1/2/25)

Game

Most points scored.....	128 vs. Virginia-Lynchburg (11/8/24)
Fewest points scored.....	57 vs. Norfolk State (12/29/24)
Most points allowed.....	85 vs. Ole Miss (1/2/25)
Fewest points allowed.....	31 vs. Southern Illinois (11/4/24)
Best FG %.....	.622 vs. Virginia-Lynchburg (11/8/24)
Worst FG %.....	.367 vs. Norfolk State (12/29/24)
Best FG % by an opponent.....	.556 at LSU (1/5/24)
Worst FG % by an opponent.....	.200 vs. Southern Illinois (11/4/24)
Most rebounds.....	49 vs. Pittsburgh (11/29/24)
Fewest rebounds.....	22 vs. Ole Miss (1/2/25)
Most rebounds by an opponent.....	42 at Oregon (11/20/24) & vs. Norfolk State (12/29/24)
Fewest rebounds by an opponent.....	18 vs. Virginia-Lynchburg (11/8/24)

Miscellaneous

Highest-scoring quarter.....	37, 1Q vs. Virginia-Lynchburg (11/8/24)
Lowest-scoring quarter.....	7, 3Q vs. Kansas (11/30/24)
Highest-scoring opponent quarter.....	27, 2Q at LSU (1/5/24)
Lowest-scoring opponent quarter.....	6, 4Q vs. Southern Illinois (11/4/24) & 3Q vs. Virginia-Lynchburg (11/8/24)
Largest margin in a single quarter.....	+28, 1Q vs. Virginia-Lynchburg (11/8/24)
Largest margin of victory.....	92 vs. Virginia-Lynchburg (11/8/24)
Smallest margin of victory.....	1 vs. Northern Iowa (11/28/24)
Largest margin of defeat.....	27 vs. Ole Miss (1/2/25)
Smallest margin of defeat.....	1 vs. Kansas (11/30/24)
Largest halftime lead.....	48 vs. Virginia-Lynchburg (11/8/24)
Smallest halftime lead.....	5 vs. Northern Iowa (11/28/24)
Times tied at halftime.....	
Largest halftime deficit.....	25 vs. Ole Miss (1/2/25)
Smallest halftime deficit.....	3 at California (11/22/24)
Largest rebounding margin.....	+27 vs. Pittsburgh (11/29/24)
Smallest rebounding margin.....	+2 vs. Alabama State (12/21/24)
Last time tied in rebounding.....	
Largest rebounding deficit.....	-10 at Oregon (11/20/24) & at Virginia (12/5/24)
Smallest rebounding deficit.....	-2 vs. Ole Miss (1/2/25) & at LSU (1/5/24)
Largest deficit overcome to win game.....	7 vs. UAB (12/8/24)
Largest lead lost.....	13 vs. Kansas (11/30/24)

MISCELLANEOUS STATISTICS

Double-Doubles	Season	Career
DeYona Gaston	5	14
Taylen Collins	1	15
Savannah Scott	0	1

30+ Point Games	Season	Career
DeYona Gaston	3	3
Taliah Scott	0	3

20+ Point Games	Season	Career
DeYona Gaston	8	14
Taliah Scott	2	15
Mar'Shaun Bostic	0	1
Savannah Scott	0	1
Taylen Collins	0	1

10+ Rebound Games	Season	Career
DeYona Gaston	6	15
Taylen Collins	3	23
Oyindamola Akinbolawa	1	1
Savannah Scott	0	1

10+ Assist Games	Season	Career
------------------	--------	--------

5+ Steal Games	Season	Career
DeYona Gaston	1	1
Audia Young	1	1
Taylen Collins	0	3
Mar'Shaun Bostic	0	2
Celia Sumbane	0	1
Kaitlyn Duhon	0	1

5+ Block Games	Season	Career
DeYona Gaston	0	2

GAMES LED AUBURN IN...

Scoring	Season	Career
DeYona Gaston	10	10
Taliah Scott	2	2
Taylen Collins	1	2
Celia Sumbane	1	1
Audia Young	1	1
Mar'Shaun Bostic	0	4
Savannah Scott	0	2

Rebounding	Season	Career
DeYona Gaston	9	9
Taylen Collins	5	22
Celia Sumbane	2	3
Oyindamola Akinbolawa	1	4
Kaitlyn Duhon	0	5
Savannah Scott	0	3
Mar'Shaun Bostic	0	1

Assists	Season	Career
Mar'Shaun Bostic	11	31
Jordan Hunter	3	3
Taylen Collins	1	2
Celia Sumbane	1	2
DeYona Gaston	1	1
Kaitlyn Duhon	0	1

(includes games where lead was shared)

2024-25 DOUBLE-DOUBLES

- DeYona Gaston vs. VU-Lynchburg (36 pts, 11 reb)
- DeYona Gaston vs. Little Rock (21 pts, 14 reb)
- DeYona Gaston vs. Pittsburg (28 pts, 10 reb)
- Taylen Collins vs. UAB (15 pts, 10 reb)
- DeYona Gaston at UL-Lafayette (29 pts, 10 reb)
- DeYona Gaston vs. Norfolk State (29 pts, 12 reb)

Last Time an Auburn Team...

- Scored 90-99 points..... Auburn 94, Alabama State 37, in Auburn, Ala. (Dec. 13, 2023)
- Scored 90-99 points in an SEC game..... Auburn 95, Missouri 82, in Columbia, Mo. (Feb. 27, 2020)
- Scored 100+ points..... Auburn 128, Virginia-Lynchburg 36 in Auburn, Ala. (Nov. 8, 2024)
- Scored 100 points against an SEC opponent..... Auburn 102, Tennessee 96, SEC Tournament in Albany, Ga. (Mar. 6, 1987)
- Scored 100 points in an SEC regular-season game..... Auburn 111, Vanderbilt 67, in Auburn, Ala. (Feb. 18, 1987)
- Scored 100 points at home..... Auburn 128, Virginia-Lynchburg 36 in Auburn, Ala. (Nov. 8, 2024)
- Scored 100 points in a true road game..... Auburn 103, Mercer 29, in Macon, Ga. (Feb. 23, 1987)
- Scored 110+ points..... Auburn 128, Virginia-Lynchburg 36 in Auburn, Ala. (Nov. 8, 2024)
- Scored 80 points and lost..... Indiana 96, Auburn 81, in Las Vegas, Nev. (Nov. 25, 2022)
- Scored 90 points and lost..... Kentucky 91, Auburn 90 [2OT], in Auburn, Ala. (Feb. 2, 1986)
- Scored 100 points and lost..... Never
- Scored 50-59 points in a half..... 51 (1st half) vs. Charleston Southern in Auburn, Ala. (Nov. 26, 2021)
- Scored 60 or more points in a half..... 60 (2nd half) vs. Virginia-Lynchburg in Auburn, Ala. (Nov. 8, 2024)
- Scored 30 or more points in a quarter..... 31 (3rd quarter) - vs. Virginia-Lynchburg in Auburn, Ala. (Nov. 8, 2024)
- Scored 50 points or less in a game..... LSU 78, Auburn 48 [SEC] in Greenville, S.C. (March 8, 2024)
- Scored 50 points or less and won..... Auburn 47, Missouri 45 [SEC] in Jacksonville, Fla. (March 3, 2016)
- Scored 40 points or less in a game..... South Carolina 75, Auburn 38, in Columbia, S.C. (Feb. 17, 2022)
- Scored less than 10 points in a quarter..... 8 points (2nd quarter) vs. LSU in Baton Rouge, La. (Jan. 5, 2024)
- Scored less than 20 points in a 1st half..... 19 points vs. Arizona [NCAA] in Storrs, Conn. (March 21, 2024)
- Scored less than 20 points in a 2nd half..... 17 points at South Carolina in Columbia, S.C. (Feb. 17, 2022)
- Had 35+ rebound margin..... 36 - (52-16) vs. Alabama A&M in Normal, Ala. (Nov. 19, 2013)
- Had 25+ rebound margin..... 27 - (49-22) vs. Pittsburg in St. Thomas, USVI. (Nov. 29, 2024)
- Had 20-24 rebound margin..... 20 - (51-31) vs. Alabama State in Auburn, Ala. (Nov. 16, 2021)
- Attempted 30 free throws..... 32 - vs. Norfolk State in Auburn, Ala. (Dec. 29, 2024)
- Attempted 35 free throws..... 35 - vs. Charleston Southern in Auburn, Ala. (Nov. 26, 2021)
- Attempted 40 free throws..... 41 - vs. Alabama State in Auburn, Ala. (Nov. 15, 2006)
- Attempted 5 free throws or less..... 3 - at Texas A&M in College Station, Texas (Feb. 23, 2020)
- Did not attempt a free throw..... Never
- Did not make a free throw..... 0 - vs. Georgia in Auburn, Ala. (Feb. 12, 1983)
- Made 20-24 free throws..... 20 - vs. Ole Miss in Auburn, Ala. (Jan. 2, 2024)
- Made 25+ free throws..... 26 - vs. Charleston Southern in Auburn, Ala. (Nov. 26, 2021)
- Made 30 free throws..... 31 - vs. Northwestern State (31-43) (Dec. 30, 2003)
- Had 25 assists..... 30 - vs. Virginia-Lynchburg in Auburn, Ala. (Nov. 8, 2024)
- Had 25 turnovers..... 29 - vs. Ole Miss in Auburn, Ala. (Jan. 2, 2025)
- Had 10 turnovers or less..... 6 - vs. Virginia-Lynchburg in Auburn, Ala. (Nov. 8, 2024)
- Had 25+ steals..... 25 - vs. Virginia-Lynchburg in Auburn, Ala. (Nov. 8, 2024)
- Had 20-24 steals..... 24 - vs. Samford in Auburn, Ala. (Dec. 18, 2022)
- Had 15-19 steals..... 15 - vs. Little Rock in Auburn, Ala. (Nov. 14, 2024)
- Had 10-14 blocks..... 10 - vs. Louisiana Tech in Auburn, Ala. (Nov. 19, 2017)
- Had 15+ blocks..... 15 - at Florida International in Miami, Fla. (Dec. 29, 2014)
- Won an overtime game..... Auburn 77, Ole Miss 76 [10T] in Auburn, Ala. (Jan. 22, 2023)
- Lost an overtime game..... Missouri 72, Auburn 63 [10T] in Columbia, Mo. (Jan. 6, 2022)
- Played a double overtime game..... Auburn 70, Alabama 65 [2OT] in Auburn, Ala. (Feb. 27, 2014)
- Played three or more overtimes..... Never
- Shot 70% for a half..... 70.3% (26-of-37), 1st half vs. Virginia-Lynchburg in Auburn, Ala. (Nov. 8, 2024)
- Shot 60% for a game..... 62.2% (51-of-82) vs. Virginia-Lynchburg in Auburn, Ala. (Nov. 8, 2024)
- Shot less than 30% for a game..... 29.9% (20-of-67) vs. LSU [SEC] in Greenville, S.C. (March 8, 2024)
- Shot 90-99.9% from the free throw line (min. 10 attempts)..... 91.7% (11-of-12) vs. North Alabama in Auburn, Ala. (Dec. 31, 2023)
- Shot 100% from the free throw line (min. 10 attempts)..... 100% (16-of-16) vs. Texas A&M in Auburn, Ala. (Jan. 7, 2018)
- Shot 50% on 3-pointers (minimum 5 attempts)..... 50.0% (9-of-18) vs. Little Rock in Auburn, Ala. (Nov. 14, 2024)
- Shot 20-30% in a half..... 30.0% (9-of-30), 1st half vs. LSU in Baton Rouge, La. (Jan. 5, 2025)
- Shot less than 20% in a half..... 19.4% (7-of-36), 1st half vs. South Carolina in Auburn, Ala. (Feb. 4, 2021)
- Shot 55% or better and lost..... 58.1% (25-of-43) vs. Tennessee (Jan. 20, 2005)
- Made 10+ 3-point field goals..... 10-of-20 vs. Samford in Auburn, Ala. (Dec. 18, 2022)
- Failed to make a 3-point field goal..... 0-of-3 vs. Ole Miss in Auburn, Ala. (Jan. 2, 2025)
- Had 60+ rebounds..... 61 - vs. Stephen F. Austin in Auburn, Ala. (Dec. 17, 2007)
- Had 50-59 rebounds..... 52 vs. Florida in Auburn, Ala. (Jan. 30, 2023)
- Defeated a Top-25 opponent..... Auburn 67, #7 LSU 62, in Auburn, Ala. (Jan. 14, 2024)
- Defeated a Top-10 opponent..... Auburn 67, #7 LSU 62, in Auburn, Ala. (Jan. 14, 2024)
- Defeated a Top-25 opponent on the road..... Auburn 59, #18 Georgia Tech 51, in Atlanta, Ga. (Nov. 21, 2021)
- Won a 1-point game..... Auburn 65, Northern Iowa 64, in St. Thomas, USVI (Nov. 28, 2024)
- Lost a 1-point game..... Kansas 61, Auburn 60, in St. Thomas, USVI (Nov. 30, 2024)

Last Time an Auburn Player...

- Scored 25-29 points..... 29 - DeYona Gaston vs. Norfolk State in Auburn, Ala. (Dec. 29, 2024)
- Scored 30-34 points..... 30 - DeYona Gaston vs. Ole Miss in Auburn, Ala. (Jan. 2, 2025)
- Scored 35+ points..... 35 - DeYona Gaston vs. Alabama State in Auburn, Ala. (Dec. 21, 2024)
- Scored 40 points..... 41 (program record) - Conswella Sparrow vs. South Alabama (Feb. 17, 1998)
- Had 15-19 rebounds..... 15 - DeYona Gaston vs. Kansas in St. Thomas, USVI (Nov. 30, 2024)
- Had 20+ rebounds..... 23 - Unique Thompson vs. Belmont in Auburn, Ala. (Dec. 20, 2020)
- Had 10 assists..... 10 - Daisa Alexander vs. LSU in Auburn, Ala. (Feb. 16, 2020)
- Had 15 assists..... 18 - Martha Monk vs. Alabama State (Feb. 18, 1981)
- Had 5 blocks..... 6 - Unique Thompson vs. Louisiana Tech in Auburn, Ala. (Nov. 19, 2017)
- Had 10 blocks..... 13 - Marita Payne vs. Arkansas (Feb. 3, 2005)
- Had 5 steals..... 5 - DeYona Gaston vs. Virginia in Charlottesville, Va. (Dec. 5, 2024)
- Had 8 steals..... 8 - Brandy Montgomery vs. East Carolina in Auburn, Ala. (Dec. 5, 2015)
- Had 10 steals..... 10 - Kristen Mulligan vs. Northeast Illinois in Auburn, Ala. (Dec. 18, 1992)
- Made 10-14 field goals..... 10 - DeYona Gaston (10-22) vs. Norfolk State in Auburn, Ala. (Dec. 29, 2024)
- Made 15 field goals..... 15 - DeYona Gaston (15-20) vs. Virginia-Lynchburg in Auburn, Ala. (Nov. 8, 2024)
- Attempted 20-24 field goals..... 22 - DeYona Gaston (10-22) vs. Norfolk State in Auburn, Ala. (Dec. 29, 2024)
- Attempted 25 field goals..... 25 - Unique Thompson (7-25) at Georgia in Athens, Ga. (Feb. 11, 2021)
- Made 5-7 three-point field goals..... 7 - Taliah Scott at Oregon in Eugene, Ore. (Nov. 20, 2024)
- Made 8+ three-point field goals..... 8 - Taliah Scott vs. Little Rock in Auburn, Ala. (Nov. 14, 2024)
- Attempted 10-14 three-point field goals..... 14 - Taliah Scott at Oregon in Eugene, Ore. (Nov. 20, 2024)
- Attempted 15 three-point field goals..... 16 - Brandy Montgomery at Marquette in Milwaukee, Wis. (Dec. 13, 2015)
- Made 10 free throws..... 14 - DeYona Gaston vs. Ole Miss in Auburn, Ala. (Jan. 2, 2025)
- Made 15 free throws..... Never
- Shot 100% from the field (min. 5 attempts)..... Jordan Hunter (7-7) vs. Virginia-Lynchburg in Auburn, Ala. (Nov. 8, 2024)
- Shot 100% at the free throw line (min. 10 attempts)..... JaMya Mingo-Young (12-12) vs. Norfolk State (Dec. 16, 2023)

SEC PRESEASON POLL (Media Vote)

Order of Finish

1. South Carolina
2. Texas
3. LSU
4. Oklahoma
5. Ole Miss
6. Alabama
7. Tennessee
8. Kentucky
9. Florida
10. Vanderbilt
11. Mississippi State
12. Auburn
13. Texas A&M
14. Georgia
15. Missouri
16. Arkansas

Players of the Year

Flau'jae Johnson, LSU; Aneesah Morrow, LSU; Madison Booker, Texas

Preseason All-SEC First Team

Sarah Ashlee Barker, Alabama
 Georgia Amooore, Kentucky
 Aneesah Morrow, LSU
 Flau'jae Johnson, LSU
 Raegan Beers, Oklahoma
 Te-Hina Paopao, South Carolina
 Madison Booker, Texas

Preseason All-SEC Second-Team

Mikaylah Williams, LSU
 Madison Scott, Ole Miss
 Skylar Vann, Oklahoma
 Raven Johnson, South Carolina
 MiLaysia Fulwiley, South Carolina
 Rori Harmon, Texas

SEC PRESEASON POLL (Coaches' Vote)

Order of Finish

1. South Carolina
2. Texas
3. LSU
4. Oklahoma
5. Alabama
6. Ole Miss
7. Tennessee
8. Kentucky
9. Auburn
10. Mississippi State
11. Texas A&M
12. Vanderbilt
13. Georgia
14. Florida
15. Missouri
16. Arkansas

Player of the Year

Madison Booker, Texas

Preseason All-SEC First Team

Sarah Ashlee Barker, Alabama
 Georgia Amooore, Kentucky
 Flau'jae Johnson, LSU
 Aneesah Morrow, LSU
 Madison Scott, Ole Miss
 Raegan Beers, Oklahoma
 Te-Hina Paopao, South Carolina
 Madison Booker, Texas

Preseason All-SEC Second Team

Aaliyah Nye, Alabama
 Mikaylah Williams, LSU
 Jerkaila Jordan, Mississippi State
 Skylar Vann, Oklahoma
 MiLaysia Fulwiley, South Carolina
 Raven Johnson, South Carolina
 Rori Harmon, Texas
 Aicha Coulibaly, Texas A&M

Made 20+ consecutive free throws.....JaMya Mingo-Young (29): first at UAB, last at Texas A&M (Dec. 3, 2023-Jan. 7, 2024)
Had a double-double.....DeYona Gaston (29 pts/12 reb) vs. Norfolk State in Auburn, Ala. (Dec. 29, 2024)
Had 2 consecutive double-doubles.....DeYona Gaston: 36/11 vs. VUL, 21/14 vs. Little Rock (Nov. 8-14, 2024)
 Had 3 consecutive double-doubles.....Unique Thompson: 14/14 at Florida, 22/10 vs. Kentucky, 10/10 at Alabama (Jan. 17-24, 2021)
 Had 13 consecutive double-doubles.....Unique Thompson: First vs. BYU; last at Vandy (March 23, 2019-Jan. 2, 2020)
 Had 18 consecutive double-doubles (AU record).....Lauretta Freeman: First vs. Furman, Last vs. Oral Roberts (Dec. 29, 1992-Feb. 23, 1993)
 Had a double-double at halftime.....Unique Thompson (16 pts/10 rebs) at Iowa State in Ames, Iowa (Nov. 13, 2018)
 Two players had a double-double.....K. Richardson (15 pts/16 reb) & A. Coulibaly (14 pts/11 reb) vs. Florida in Auburn, Ala. (Jan. 30, 2023)
 Recorded a double-double with points and assists.....Janiah McKay (16 pts/10 assists) vs. Grambling State (Nov. 6, 2018)
 Scored 20 points & had 20 rebounds.....Unique Thompson (20 pts/23 reb) vs. Belmont in Auburn, Ala. (Dec. 20, 2020)
 Had a triple-double.....Whitney Boddie (24 pts./11 rebs./12 ast.) vs. Sam Houston State (Dec. 5, 2008)
Two or more players scored 20 points.....Taliah Scott (26) & DeYona Gaston (21) vs. Little Rock in Auburn, Ala. (Nov. 14, 2024)
 Three players scored 20 points.....Benton (23), Howard (22), Alexander (21) at Missouri in Columbia, Mo. (Feb. 27, 2020)
 Two players scored 30 points.....Laticia Morris (33) & Tara Williams (30) vs. South Alabama (Jan. 14, 1997)
Had 2 straight 25-point games.....DeYona Gaston: 29 vs. Norfolk State, 30 vs. Ole Miss (Dec. 29, 2024-Jan. 2, 2025)
Had 3 straight 25-point games.....DeYona Gaston: 35 vs. Alabama State, 29 vs. Norfolk State, 30 vs. Ole Miss (Dec. 21, 2024-Jan. 2, 2025)
Had 4 straight 25-point games.....DeYona Gaston: 29 at ULL, 35 vs. Alabama St., 29 vs. Norfolk St., 30 vs. Ole Miss (12/18/24-1/2/25)
 Zero players scored in double figures.....at South Carolina in Columbia, S.C. (Feb. 17, 2022)
 Only one player scored in double figures.....Honesty Scott-Grayson (13) vs. Arizona [NCAA] in Storrs, Conn. (March 21, 2024)
 Five players scored in double figures.....Eddings (14), Mingo-Young (13), Shaw, Scott-Grayson, Duhon (11) vs. North Alabama (Dec. 31, 2023)
 Six players scored in double figures.....McKay/Benton (16), Primm (15), Thompson (14), Alexander/Jones (13) vs. Grambling (Nov. 6, 2018)
Seven players scored in double figures.....Gaston (36), Sumbane (19), Young (18), Hunter (15), Duhon (13), Daniels (12), Collins (11) vs. Virginia-Lynchburg in Auburn, Ala. (Nov. 8, 2024)
 Two players had 10 rebounds.....Aicha Coulibaly (10) and Precious Johnson (10) at Kentucky in Lexington, Ky. (Feb. 27, 2022)
 Three players had 10 rebounds.....J. Greenleaf (12 rebs.), D.Bonner (12 rebs.) & W. Boddie (10 rebs.) vs. Oakland (Nov. 21, 2007)
 Played every minute.....Honesty Scott-Grayson (40:00) at Alabama in Tuscaloosa, Ala. (Jan. 2, 2022)
 Played 40 or more minutes in OT game.....S. Wells (43:38) & H. Scott-Grayson (43:00) at Missouri in Columbia, Mo. (Jan. 6, 2022)
 Attempted a slam dunk.....Hasina Muhammad vs. St. John's in Auburn, Ala. (Dec. 6, 2013)
 Made a shot from half-court or beyond.....Brooke Moore (end 2nd quarter) vs. Alabama State in Auburn, Ala. (Dec. 29, 2018)
Every Auburn player dressed scored.....10 players vs. Pittsburgh in St. Thomas, USVI (Nov. 29, 2024)

Last Time an Auburn Opponent...

Shot less than 30% in a game (SEC).....Arkansas - 26.9% (14-of-52) in Auburn, Ala. (Feb. 5, 2023)
Shot less than 30% in a game (Non-conf).....Alabama State- 26.5% (13-of-49) in Auburn, Ala. (Dec. 21, 2024)
 Shot 60% or better in a game.....South Carolina - 63.2% (36-of-57) in Columbia, S.C. (Jan. 5, 2023)
 Scored 90 points.....South Carolina 94, Auburn 42, in Columbia, S.C. (Jan. 5, 2023)
 Scored 100 points.....Georgia 102, Auburn 72 in Athens, Ga. (Mar. 3, 1984)
 Scored 100 points at Auburn.....Tuskegee 105, Auburn 98 (2OT) (Feb. 12, 1979)
 Had 25+ rebound margin.....37 - South Carolina (62-25) in Columbia, S.C. (Feb. 17, 2022)
 Had a 20-24 rebound margin.....24 - South Carolina (50-26) in Auburn, Ala. (Feb. 9, 2023)
 Scored 5 points or less in a quarter.....4 - Kentucky (1st quarter) in Auburn, Ala. (Feb. 15, 2024)
Scored less than 10 points in a quarter.....8 - Alabama State (1st/3rd quarter) in Auburn, Ala. (Dec. 21, 2024)
 Scored less than 10 points in all four quarters.....Winthrop (9-8-8-8) in Auburn, Ala. (Dec. 16, 2015)
 Scored 30 or more points in a quarter.....31 - Arkansas (3rd quarter) in Fayetteville, Ark. (Feb. 4, 2024)
 Scored less than 10 points in a half.....9 - USC Upstate (1st half) in Auburn, Ala. (Nov. 25, 2020)
Scored less than 20 points in a half.....19 - Alabama State (1st half) in Auburn, Ala. (Dec. 21, 2024)
 Had 50 rebounds.....50 - South Carolina in Auburn, Ala. (Feb. 9, 2023)
 Had 25 assists.....25 - South Carolina in Columbia, S.C. (Jan. 5, 2023)
Had 25-29 turnovers.....26 - Alabama State in Auburn, Ala. (Dec. 21, 2024)
 Had 30-34 turnovers.....33 - Sam Houston in Auburn, Ala. (Nov. 8, 2022)
Had 35+ turnovers.....41 - Virginia-Lynchburg in Auburn, Ala. (Nov. 8, 2024)
 Had 15 steals.....21 - Belmont in Auburn, Ala. (Dec. 20, 2020)
 Had 10 blocks.....13 - LSU in Auburn, Ala. (Jan. 9, 2022)
Failed to make a 3-point field goal.....LSU (0-6) in Baton Rouge, La. (Jan. 5, 2025)
 Attempted 35 free throws.....39 - Arkansas in Auburn, Ala. (Feb. 5, 2023)
 Made 30 free throws.....30 - Arkansas (Jan. 22, 1995)
 Made 10+ three-point field goals.....10 - Missouri in Columbia, Mo. (Feb. 11, 2024)
 Made 15+ three-point field goals.....15 - Alabama in Auburn, Ala. (Feb. 14, 2021)
Scored 41-50 points in a game.....50 - Pittsburgh in St. Thomas, USVI (Nov. 29, 2024)
Scored 31-40 points in a game.....40 - Alabama State in Auburn, Ala. (Dec. 21, 2024)
 Scored 30 points or less.....26 - Georgia in Athens, Ga. (Feb. 22, 2015)

Last Time an Opposing Player...

Scored 30+ points (non-conference).....35 - Ajah Wayne of Old Dominion in Auburn, Ala. (Nov. 14, 2019)
 Scored 30+ points (SEC).....33 - Taliah Scott of Arkansas in Fayetteville, Ark. (Feb. 4, 2024)
 Scored 35+ points (all games).....41 - Jasmine Walker of Alabama in Auburn, Ala. (Feb. 14, 2021)
 Scored 40+ points (all games).....41 - Jasmine Walker of Alabama in Auburn, Ala. (Feb. 14, 2021)
 Attempted 25 field goals.....27 - Jantel Lavender (9-27) of Ohio State (Nov. 23, 2008)
 Scored 20 points & had 20 rebounds.....Angel Reese of LSU (25 pts/20 reb) in Baton Rouge, La. (Feb. 22, 2024)
 Two players scored 20 points.....Leilani Correa (23) and Aliyah Matharu (22) of Florida in Gainesville, Fla. (March 3, 2024)
 Three players scored 20 points.....by LSU in Baton Rouge, Chatman (22 pts), Johnson (21 pts) & Lowery (20 pts) (Jan. 12, 1991)
No players scored in double figures.....Southern Illinois in Auburn, Ala. (Nov. 4, 2022)
 Five players scored in double figures.....Holmes (26), Garzon (21), Parris (16), McNeil (16), Scalia (12) of Indiana (Nov. 25, 2024)
 Six players scored in double figures.....Williams (10), Lewis (13), Bonds (18), Peoples (10), Miller (12), Svete (12) of Florida (Jan. 26, 2014)
Recorded a double-double.....Aneesah Morrow (21 pts/14 reb) of LSU in Baton Rouge, La. (Jan. 5, 2025)
 Recorded a double-double with points and assists.....Mama Dembele of Missouri (15 pts/11 reb/11 ast) in Columbia, Mo. (Feb. 11, 2024)
 Recorded a triple-double.....Mama Dembele of Missouri (15 pts/11 reb/11 ast) in Columbia, Mo. (Feb. 11, 2024)
 Two players recorded a double-double.....A. Reese (24 pts/11 reb) & A. Morrow (12 pts/15 reb) of LSU in Auburn, Ala. (Jan. 14, 2024)
Committed 10+ turnovers.....12 - Aalyssa Rogers of Virginia-Lynchburg in Auburn, Ala. (Nov. 8, 2024)
 Had 15-19 rebounds.....15 - Ashlyn Watkins of South Carolina in Auburn, Ala. (Feb. 1, 2024)
 Had 20+ rebounds.....20 - Angel Reese of LSU in Baton Rouge, La. (Feb. 22, 2024)
 Had 10 assists.....11 - Mama Dembele of Missouri in Columbia, Mo. (Feb. 11, 2024)
 Had 15 assists.....16 - Cindy McMahan of Alabama-Huntsville (Nov. 24, 1980)
 Had 5 blocks.....6 - Jenna Staiti of Georgia in Athens, Ga. (Feb. 11, 2021)
Had 5 steals.....Sira Thienou (7) & Kennedy Todd-Williams (5) of Ole Miss in Auburn, Ala. (Jan. 2, 2025)
 Made 15 field goals.....15 - Chamique Holdsclaw (15-21) of Tennessee (Feb. 1, 1998)
 Made 10 3-point field goals.....11 - Morgan Eye (11-18) of Missouri in Columbia, Mo. (Jan. 6, 2013)

Specialty Statistics (Auburn-Opponent)

Opponent	Points in the Paint	Points off Turnovers	2nd-Chance Points	Fast-Break Points	Bench Points
Southern Illinois	38-14	23-11	10-2	18-1	25-10
Virginia-Lynchburg	78-18	65-2	30-2	35-4	43-18
Little Rock	32-22	26-5	16-5	12-2	18-19
at Oregon	28-40	17-19	13-13	5-17	13-20
at California	40-24	27-9	10-7	16-20	9-1
vs. Northern Iowa	30-32	23-9	4-8	10-9	16-5
vs. Pittsburgh	40-12	13-13	14-6	9-13	26-21
vs. Kansas	26-32	16-11	20-6	6-7	9-6
at Virginia	32-28	21-22	4-10	8-13	9-17
UAB	36-30	19-12	12-13	9-8	14-16
at Louisiana-Lafayette	38-34	22-14	17-9	4-4	15-15
Alabama State	32-12	25-7	13-1	16-9	20-13
Norfolk State	30-36	14-14	14-21	12-8	10-16
Ole Miss	30-36	10-37	10-10	6-16	7-28
at LSU	30-44	23-20	11-6	9-14	27-28

Lead-Deficit Comparison

Opponent	Largest Lead	Largest Deficit	Lead Changes	Ties	Result
Southern Illinois	34 (4th, 3:03)	1 (1st, 4:50)	6	0	W, 65-31
Virginia-Lynchburg	94 (4th, 0:39)	-	0	0	W, 128-36
Little Rock	34 (4th, 4:06)	1 (1st, 9:30)	2	1	W, 82-48
at Oregon	3 (1st, 9:36)	13 (3rd, 5:54)	7	1	L, 68-70
at California	6 (4th, 9:49)	10 (1st, 1:57)	9	8	L, 59-63
vs. Northern Iowa	11 (2nd, 4:56)	3 (3rd, 4:55)	4	7	W, 65-64
vs. Pittsburgh	37 (4th, 2:53)	2 (1st, 9:09)	3	2	W, 82-50
vs. Kansas	13 (2nd, 4:16)	8 (1st, 6:26)	8	6	L, 60-61
at Virginia	15 (2nd, 7:20)	-	0	0	W, 66-57
UAB	10 (1st, 5:38)	7 (2nd, 5:11)	4	5	W, 69-62
at Louisiana-Lafayette	19 (3rd, 7:34)	-	0	2	W, 68-51
Alabama State	50 (4th, 5:38)	1 (1st, 10:00)	1	0	W, 83-40
Norfolk State	2 (1st, 6:36)	17 (4th, 6:57)	2	4	L, 57-63
Ole Miss	2 (1st, 9:18)	30 (3rd, 2:01)	1	2	L, 58-85
at LSU	5 (1st, 3:20)	25 (4th, 5:47)	2	1	L, 63-73

Scoring Breakdown

(Percentage of total points in parentheses)

Opponent	Sr./Gr.	Jr.	So.	Fr.	Starters	Bench	2-pt FG	3-pt FG	FTs
Southern Illinois	35	17	11	2	40 (61.5)	25 (38.5)	44 (67.7)	15 (23.1)	6 (9.2)
Virginia-Lynchburg	66	17	18	27	85 (66.4)	43 (33.6)	92 (71.9)	15 (11.7)	21 (16.4)
Little Rock	44	2	28	8	64 (78.0)	18 (22.0)	40 (48.8)	27 (32.9)	15 (18.3)
at Oregon	27	9	32	0	55 (80.8)	13 (19.2)	32 (47.1)	24 (35.3)	12 (17.6)
at California	40	6	3	0	50 (84.7)	9 (15.3)	48 (81.3)	3 (5.1)	8 (13.6)
vs. Northern Iowa	41	15	9	0	49 (75.3)	16 (24.7)	48 (73.8)	12 (18.5)	5 (7.7)
vs. Pittsburgh	54	8	15	5	56 (68.3)	26 (31.7)	62 (75.6)	9 (11.0)	11 (13.4)
vs. Kansas	41	10	3	6	51 (85.0)	9 (15.0)	40 (66.7)	12 (20.0)	8 (13.3)
at Virginia	53	4	6	3	57 (86.4)	9 (13.6)	44 (66.7)	9 (27.3)	13 (19.7)
UAB	37	4	8	20	55 (79.7)	14 (20.3)	52 (73.4)	6 (8.7)	11 (15.9)
at Louisiana-Lafayette	44	10	3	11	53 (77.9)	15 (22.1)	44 (64.7)	9 (13.2)	15 (22.1)
Alabama State	53	2	14	14	63 (75.9)	20 (24.1)	42 (50.6)	24 (28.9)	17 (20.5)
Norfolk State	40	1	11	5	47 (82.4)	10 (17.6)	34 (59.6)	3 (5.3)	20 (35.1)
Ole Miss	45	6	4	3	51 (87.9)	7 (12.1)	38 (65.5)	0 (0.0)	20 (34.5)
at LSU	34	1	21	7	36 (57.1)	27 (42.9)	42 (66.7)	15 (23.8)	6 (9.5)

Comparison Statistics (Auburn/Opponent)

Opponent	1st	2nd	Score	Mar	Total FG	FG Pct	3-Pointers	3FG Pct	Free Throws	FT Pct	Reb.	Mar	Assist	TO	Bk	Stl	Fouls
Southern Illinois	27-15	39-16	65-31	+34	27-67/10-50	.403/.200	5-10/3-11	.500/.273	6-10/8-13	.600/.615	47/35	+12	15/5	18/29	5/3	16/8	18/16
VU-Lynchburg	68-20	60-16	128-36	+92	51-82/15-40	.622/.375	5-12/2-9	.417/.222	21-31/4-7	.677/.571	43/18	+25	30/5	6/41	3/2	25/3	11/24
Little Rock	31-25	51-23	82-48	+34	29-56/16-48	.518/.333	9-18/3-12	.500/.250	15-21/13-17	.714/.765	34/27	+7	17/7	14/24	3/1	15/9	20/21
Oregon	27-33	41-37	68-70	(2)	24-59/28-59	.407/.475	8-17/2-8	.471/.250	12-15/2-21	.800/.571	32/42	(10)	11/13	20/19	6/1	10/10	22/19
California	30-33	29-30	59-63	(4)	25-68/22-49	.368/.449	1-5/8-21	.200/.381	8-13/11-16	.615/.688	34/39	(5)	6/13	18/29	4/5	12/11	17/17
Northern Iowa	31-26	34-38	65-64	+1	28-61/24-60	.459/.400	4-11/8-23	.364/.348	5-8/8-10	.625/.800	38/32	+6	20/16	17/15	1/5	7/8	17/12
Pittsburgh	41-19	41-31	82-50	+32	34-67/14-51	.507/.275	3-10/5-15	.300/.333	11-14/17-24	.786/.708	49/22	+27	17/5	16/15	1/1	5/12	20/13
Kansas	40-28	33-20	60-61	(1)	24-58/20-45	.414/.444	4-11/4-13	.364/.308	8-14/17-22	.571/.773	37/26	+11	14/6	12/10	4/1	5/4	20/15
Virginia	37-29	29-28	66-57	+9	25-54/19-54	.463/.352	3-11/3-17	.273/.176	13-24/16-19	.542/.842	29/39	(10)	15/9	14/21	4/6	14/8	18/17
UAB	31-35	38-27	69-62	+7	28-63/25-60	.444/.417	2-14/8-27	.143/.296	11-19/4-4	.579/1.000	31/39	(8)	11/11	11/21	6/5	8/4	9/18
UL-Lafayette	29-19	39-32	68-51	+17	25-52/20-56	.481/.357	3-8/2-9	.375/.222	15-17/9-17	.882/.529	41/26	+15	16/2	25/19	4/0	6/7	21/19
Alabama State	54-19	29-21	83-40	+43	29-54/13-49	.537/.265	8-19/1-7	.421/.143	17-28/13-18	.607/.722	35/33	+2	19/5	15/26	7/1	11/7	22/16
Norfolk State	24-31	33-32	57-63	(6)	18-49/25-61	.367/.410	1-5/4-14	.200/.286	20-32/9-13	.625/.692	33/42	(9)	10/7	16/22	4/4	5/8	17/28
Ole Miss	20-45	38-40	58-85	(27)	19-39/28-51	.487/.549	0-3/7-15	.000/.467	20-26/22-30	.769/.733	22/24	(2)	7/15	29/18	1/3	5/18	26/26
LSU	24-38	39-36	63-73	(10)	26-60/30-54	.433/.556	5-13/0-6	.385/.000	6-11/13-17	.545/.765	29/31	(2)	9/10	16/16	6/7	1/3	18/15

Game-by-Game Leaders

Opponent	Points	Rebounds	Assists	Steals	Blocked Shots
Southern Illinois	14-DeYona Gaston	10-Taylen Collins	6-Jordan Hunter	4-Collins/Young	2-Sumbane/Gaston
Virginia-Lynchburg	36-DeYona Gaston	11-DeYona Gaston	6-Hunter/Bostic	5-Audia Young	1-(three players)
Little Rock	26-Taliah Scott	14-DeYona Gaston	7-Mar'Shaun Bostic	4-Taylen Collins	1-(three players)
at Oregon	28-Taliah Scott	6-Gaston/Collins	5-Mar'Shaun Bostic	3-Taliah Scott	3-DeYona Gaston
at California	16-DeYona Gaston	8-Celia Sumbane	3-Mar'Shaun Bostic	3-Bostic/Duhon	2-DeYona Gaston
vs. Northern Iowa	18-DeYona Gaston	10-Oyindamola Akinbolawa	7-Mar'Shaun Bostic	4-Kaitlyn Duhon	1-DeYona Gaston
vs. Pittsburgh	28-DeYona Gaston	10-Gaston/Collins	4-DeYona Gaston	3-Mar'Shaun Bostic	1-DeYona Gaston
vs. Kansas	16-Celia Sumbane	15-DeYona Gaston	7-Mar'Shaun Bostic	2-Mar'Shaun Bostic	3-DeYona Gaston
at Virginia	23-DeYona Gaston	7-Taylen Collins	7-Mar'Shaun Bostic	5-DeYona Gaston	3-DeYona Gaston
UAB	15-Taylen Collins	10-Taylen Collins	6-Mar'Shaun Bostic	2-(three players)	3-Celia Sumbane
at Louisiana-Lafayette	29-DeYona Gaston	10-DeYona Gaston	5-Mar'Shaun Bostic	2-Sumbane/Gaston	1-(Four players)
Alabama State	35-DeYona Gaston	7-DeYona Gaston	6-Celia Sumbane	4-Celia Sumbane	3-Yakiya Milton
Norfolk State	29-DeYona Gaston	12-DeYona Gaston	8-Mar'Shaun Bostic	3-Celia Sumbane	3-DeYona Gaston
Ole Miss	30-DeYona Gaston	6-DeYona Gaston	3-Taylen Collins	2-Gaston/Bostic	1-Taylen Collins
at LSU	19-Audia Young	6-Celia Sumbane	3-Jordan Hunter	2-Sumbane/Gaston	1-Jordan Hunter

2024-25 Starting Lineups

Opponent	Point Guard (1)	Wing (2)	Wing (3)	Wing (4)	Post (5)
Southern Illinois (1)	Bostic	Sumbane	Collins	Gaston	Akinbolawa
Virginia-Lynchburg (2)	Hunter	Sumbane	Collins	Gaston	Akinbolawa
Little Rock (3)	T. Scott	Collins	Duhon	Sumbane	Gaston
at Oregon (4)	Bostic	T. Scott	Collins	Sumbane	Gaston
at California (4)	Bostic	T. Scott	Collins	Sumbane	Gaston
vs. Northern Iowa (5)	Bostic	Collins	Duhon	Sumbane	Gaston
vs. Pittsburgh (5)	Bostic	Collins	Duhon	Sumbane	Gaston
vs. Kansas (5)	Bostic	Collins	Duhon	Sumbane	Gaston
at Virginia (1)	Bostic	Sumbane	Collins	Gaston	Akinbolawa
UAB (6)	Bostic	Daniels	Collins	Sumbane	Akinbolawa
at Louisiana-Lafayette (7)	Bostic	Daniels	Collins	Sumbane	Gaston
Alabama State (8)	Bostic	Daniels	Sumbane	Gaston	Akinbolawa
Norfolk State (9)	Bostic	Daniels	Sumbane	Gaston	Milton
Ole Miss (1)	Bostic	Sumbane	Collins	Gaston	Akinbolawa
at LSU (7)	Bostic	Daniels	Collins	Sumbane	Gaston

Record by Starting Lineup

(1) Bostic, Sumbane, Collins, Gaston, Akinbolawa	2-1 (.667)
(2) Hunter, Sumbane, Collins, Gaston, Akinbolawa	1-0 (1.000)
(3) T. Scott, Collins, Duhon, Sumbane, Gaston	1-0 (1.000)
(4) Bostic, T. Scott, Collins, Sumbane, Gaston	0-2 (.000)
(5) Bostic, Collins, Duhon, Sumbane, Gaston	2-1 (.667)
(6) Bostic, Daniels, Collins, Sumbane, Akinbolawa	1-0 (1.000)
(7) Bostic, Daniels, Collins, Sumbane, Gaston	1-1 (.500)
(8) Bostic, Daniels, Sumbane, Gaston, Akinbolawa	1-0 (1.000)
(9) Bostic, Daniels, Sumbane, Gaston, Milton	0-1 (.000)



Johnnie HARRIS

Head Coach

Fourth Season at Auburn • 26th Season in college coaching

Pine Bluff, Ark. • Arkansas Baptist, 1996

Johnnie Harris enters her fourth year as head coach for Auburn women's basketball in 2024-25. A long-time Southeastern Conference assistant and 2018 WBCA National Assistant Coach of the Year, Harris was named Auburn women's basketball head coach on April 3, 2021.

Harris' third season on the Plains saw the Tigers return to the NCAA Tournament for the first time since 2019. She led Auburn to a 20-win season and a .500 SEC record, both of those also coming for the first time since 2019. Highlighting the season were a home victory over defending national champion LSU in front of a record crowd of over 7,700 fans at Neville Arena, along with another big home victory over Alabama where more than 6,000 Tiger fans filled the stands. Under Harris' leadership, graduate student Honesty Scott-Grayson earned a spot on the All-SEC First Team and an honorable mention All-America nod.

In year two at Auburn, Harris led the Tigers to their first winning record and postseason appearance in four years, finishing with a 16-15 overall record and five SEC wins. Auburn won a postseason game for the first time since 2016, defeating Tulane in the WNIT first round. In addition, the Tigers tied a school record for steals in a game with 24 against Samford, defeated Texas A&M for the first time, and won a road game in the SEC for the first time since the 2019-20 season.

Her first season on the Plains saw Auburn double its win total from the previous season and pick up three victories over nationally ranked opponents. Her first top-25 win came Nov. 21 with a 59-51 win at Georgia Tech, Auburn's first road win over a ranked foe since 2014. The biggest win of the season, and one of Auburn's biggest in decades, came Jan. 27 when the Tigers shocked No. 4 Tennessee 71-61 at home for their first SEC win of the season and their first win over a top-5 opponent since 1997. The Tigers added one more top-25 win, a 65-60 victory over No. 21 Georgia on Feb. 20. Sophomore Aicha Coulibaly was named to the All-SEC Second Team, and the Tigers landed a consensus top-25 recruiting class for 2022-23.

Prior to her arrival at Auburn, Harris spent 16 years combined at Arkansas, Texas A&M and Mississippi State, and spent the 2020-21 season as the Associate Head Coach at the University of Texas. She helped Texas to an Elite Eight appearance during the 2020-21 season, and she worked alongside Longhorn head coach Vic Schaefer the previous 10 years assisting Mississippi State to a pair of NCAA Championship game appearances. She was a central part of Mississippi State's success those eight seasons and is considered one of the nation's top recruiters.

Harris helped lead Mississippi State to a 221-62 [.781] record and five NCAA Tournament berths, including NCAA Championship Game appearances in 2017 and 2018. During that time, the Bulldogs also won the program's first Southeastern Conference regular-season championship and SEC Tournament Championship. Harris was tabbed the WBCA National Assistant Coach of the Year for the 2017-18 season.

In 2018-19, Harris helped transfer forward Anriel Howard combine with McCowan to create one of the best front courts in the country. In her lone season with the Bulldogs, Howard earned first-team All-SEC recognition by the AP and league coaches after averaging 16.4 points and 8.4 rebounds per game. Both McCowan [No. 3, Indiana Fever] and Howard [No. 24, Seattle Storm] were selected in the 2019 WNBA Draft.

Prior to her stop in College Station, Harris spent three seasons at Arkansas, landing some of the Lady Razorbacks' top recruiting classes in program history. She signed Laura Ervin, a junior college All-American who went on to garner Second Team All-SEC accolades, as well as Freshman All-SEC selection Donica Cosby.

Harris has had the opportunity to learn from some of the game's top coaches, including Hall of Famer Kay Yow at N.C. State. She joined the program in the 2003-04 season and assisted the squad to the NCAA Tournament for the first time in two years. Her first recruiting class in Raleigh was rated as one of the best in the nation. She also garnered a commitment from Gillian Goring, the nation's No. 1 post player who went on to play for the Washington Mystics.

Prior to jumping to the Division I level, Harris made her mark on the junior college level as an assistant coach at Arkansas-Fort Smith, where she brought in key players who led the school to the NJCAA Final Four in 2004. In two seasons coaching under the legendary Louis Whorton, she inked the nation's No. 1 class and a 34-8 record. UAFS's 2002-03 team went 26-2 and won a share of the Bi-State Conference championship. **It was announced in October that Harris would be inducted into the UAFS Hall of Fame in April 2025.**

The Arkansas-Fort Smith position kept the Pine Bluff native in her home state after she started her coaching career as a graduate assistant at Little Rock. Her hard work at UALR earned her a promotion to a full-time assistant position in 2000.

Harris is the mother of two children, Marcus and Kiera, and the legal guardian of Lily. She also has two grandchildren, Samarah and Kaiden.

Harris Year-by-Year

Arkansas-Little Rock, Assistant Coach (1999-2001)

Year	Record	Conf.	Other Information
1999-00	5-23	1-15	
2000-01	6-22	0-16	

Arkansas-Fort Smith, Assistant Coach (2001-03)

Year	Record	Conf.	Other Information
2001-02	26-2		
2002-03	34-8		Conference Champions

NC State, Assistant Coach (2003-04)

Year	Record	Conf.	Other Information
2003-04	17-15	8-8	NCAA First Round

Arkansas, Assistant Coach (2004-07)

Year	Record	Conf.	Other Information
2004-05	17-14	3-11	WNIT Second Round
2005-06	13-15	5-9	
2006-07	18-13	3-11	

Texas A&M, Assistant Coach (2007-12)

Year	Record	Conf.	Other Information
2007-08	29-8	11-5	NCAA Elite Eight Big 12 Tournament Champions
2008-09	27-8	11-5	NCAA Sweet 16
2009-10	26-8	10-6	NCAA Second Round Big 12 Tournament Champions
2010-11	33-5	13-3	National Champions
2011-12	24-11	11-7	NCAA Sweet 16

Mississippi State, Associate Head Coach (2013-20)

Year	Record	Conf.	Other Information
2012-13	13-17	5-11	
2013-14	22-14	5-11	WNIT Quarterfinals
2014-15	27-7	11-5	NCAA Second Round
2015-16	28-8	11-5	NCAA Sweet 16
2016-17	34-5	13-3	National Runner-Up
2017-18	37-2	16-0	National Runner-Up SEC Regular Season Champions
2018-19	33-3	15-1	NCAA Elite Eight SEC Regular Season & Tournament Champions
2019-20	27-6	13-3	(no postseason; pandemic)

Texas, Associate Head Coach (2020-21)

Year	Record	Conf.	Other Information
2020-21	21-10	11-7	NCAA Elite Eight

Auburn, Head Coach (2021-)

Year	Record	Conf.	Other Information
2021-22	10-18	2-14	
2022-23	16-15	5-11	WNIT Second Round
2023-24	20-12	8-8	NCAA First Four
2024-25	9-6	0-2	



Taliah SCOTT

#0

Sophomore • Guard • 5-8
Orange Park, Fla. • Arkansas

• Ann Meyers Drysdale Award Watch List

- Missed first two games of season while recovering from offseason injury; re-injured in game at Cal 11/22 and has not played since
- Made splash in Auburn debut, scoring 26 points and tying Auburn record for 3-point FG (8), along with career-high 9 rebounds, vs. Little Rock (11/14)
- Hit 7 more 3-pointers and scored 28 points at Oregon
- Arkansas' leading scorer in 2023-24 with 22.1 points per game; named to SEC All-Freshman Team
- Scored 20+ points in 13 of 20 games last season; 30+ points three times
- Career-high 34 points vs. Arkansas State (11/17/23)
- 2023 McDonald's All-American

SEASON HIGHS

Points	28	at Oregon	11/20/24
Rebounds	9	vs. Little Rock	11/14/24
Assists	2	2x; last at Oregon	11/20/24
Blocks	1	at Oregon	11/20/24
Steals	3	2x; last at Oregon	11/20/24
Field Goals	9	2x; last at Oregon	11/20/24
Field Goal Attempts	22	at Oregon	11/20/24
3-Point Field Goals	8	vs. Little Rock	11/14/24
3-Point FG Attempts	14	2x; last at Oregon	11/20/24
Free Throws	3	at Oregon	11/20/24
Free Throw Attempts	3	at Oregon	11/20/24


Opponent	Start	Min.	FG-A	3PT-A	FT-A	O-D-T	PF	Ast.	TO	Blk.	St.	Pts.
SOUTHERN ILLINOIS						--DNP--						
VU-LYNCHBURG						--DNP--						
LITTLE ROCK	*	33:07	9-18	8-14	0-0	1-8-9	3	2	7	0	3	26
at Oregon	*	35:16	9-22	7-14	3-3	0-4-4	4	2	2	1	3	28
at California	*	18:40	3-9	1-4	0-0	1-2-3	1	2	5	0	0	7
vs Northern Iowa						--DNP--						
vs Pittsburgh						--DNP--						
vs Kansas						--DNP--						
at Virginia						--DNP--						
UAB						--DNP--						
at UL-Lafayette						--DNP--						
ALABAMA STATE						--DNP--						
NORFOLK STATE						--DNP--						
OLE MISS						--DNP--						
at LSU						--DNP--						
ARKANSAS						--DNP--						
at Kentucky						--DNP--						
TEXAS						--DNP--						
MISSOURI						--DNP--						
at Mississippi State						--DNP--						
FLORIDA						--DNP--						
at South Carolina						--DNP--						
TEXAS A&M						--DNP--						
at Oklahoma						--DNP--						
at Tennessee						--DNP--						
VANDERBILT						--DNP--						
at Alabama						--DNP--						
at Georgia						--DNP--						
MISSISSIPPI STATE						--DNP--						

CAREER HIGHS (incl. previous schools)

Points	34	at Arkansas State	11/17/23
Rebounds	9	vs. Little Rock	11/14/24
Assists	4	vs. Incarnate Word	12/31/23
Blocks	1	3x; last at Oregon	11/20/24
Steals	3	2x; last at Oregon	11/20/24
Field Goals	12	2x; last vs. Louisiana Tech	12/7/23
Field Goal Attempts	27	at Tennessee	2/12/24
3-Point Field Goals	8	vs. Little Rock	11/14/24
3-Point FG Attempts	14	4x; last at Oregon	11/20/24
Free Throws	9	2x; last at Arkansas State	11/17/23
Free Throw Attempts	13	vs. ULM	11/7/23

SCOTT'S CAREER STATISTICS

SEASON	TEAM	GP-GS	MIN/AVG	Field Goals		3-Point		F-Throws		Rebounds				Scoring						
				FG-FGA	FG%	3FG-3FGA	3FG%	FT-FTA	FT%	OFF	DEF	TOT	AVG	PF-FO	A	TO	BLK	STL	PTS	AVG
2023-24	AR	20-19	729/36.4	151-371	.407	52-176	.295	88-105	.838	8	57	65	3.3	39-0	29	68	2	12	442	22.1
2024-25	AU	3-3	87/29.0	21-49	.429	16-32	.500	3-3	1.000	2	14	16	5.3	8-0	6	14	1	6	61	20.3
TOTAL FOR AU		3-3	87/29.0	21-49	.429	16-32	.500	3-3	1.000	2	14	16	5.3	8-0	6	14	1	6	61	20.3
TOTAL		23-22	816/35.5	172-420	.410	68-208	.327	91-108	.843	10	71	81	3.5	47-0	35	82	3	18	503	21.9



Celia SUMBANE

#1

Senior • Forward • 6-2
Maputo, Mozambique • South Plains CC [Texas]

- Scored 16 points with career-high 6 assists, 4 steals in win over Alabama State (12/21)
- Career-highs in points (19), assists (5), field goals (8) and season-high 4 steals in win over Virginia-Lynchburg (11/8)
- Then-career high 13 points on 6-12 shooting in season-opener vs. Southern Illinois (11/4)
- Played in all 32 games as a junior in 2023-24, starting 15; averaged 3.9 points, 2.8 rebounds, 1.0 steals
- Scored in double-figures twice - 11 points, 7 rebounds, 5 steals vs. Alabama State (12/13/23); 10 points at Arkansas (2/4/24)
- Made NCAA Tournament debut with 8 points, 3 rebounds vs. Arizona in First Four (3/23/24)
- First-team NJCAA All-American and Western Junior College Athletic Conference MVP and DPOY in 2023
- First Auburn player from Mozambique; fifth player from Africa
- Played for Mozambique national team over the summer in FIBA World Cup Pre-Qualifying tournament in Mexico

SEASON HIGHS

Points	19	vs. VU-Lynchburg	11/8/24
Rebounds	8	3x; last at California	11/22/24
Assists	6	vs. Alabama State	12/21/24
Blocks	3	vs. UAB	12/8/24
Steals	4	2x; last Alabama State	12/21/24
Field Goals	8	vs. VU-Lynchburg	11/8/24
Field Goal Attempts	12	vs. Southern Illinois	11/4/24
3-Point Field Goals	3	Alabama State	12/21/24
3-Point FG Attempts	5	Alabama State	12/21/24
Free Throws	3	2x; last vs. UAB	12/8/24
Free Throw Attempts	4	2x; last vs. UAB	12/8/24

Opponent	Start	Min.	FG-A	3PT-A	FT-A	0-D-T	PF	Ast.	TO	Blk.	St.	Pts.
SOUTHERN ILLINOIS	*	32:40	6-12	1-3	0-0	2-6-8	1	1	3	2	2	13
VU-LYNCHBURG	*	24:41	8-11	2-2	1-2	5-3-8	2	5	2	0	4	19
LITTLE ROCK	*	16:47	4-5	0-0	0-0	0-0-0	4	1	2	0	1	8
at Oregon	*	18:36	2-2	0-0	0-0	4-1-5	3	2	2	0	1	4
at California	*	24:17	3-7	0-0	1-2	5-3-8	2	0	3	1	1	7
vs Northern Iowa	*	27:05	3-5	0-1	0-0	2-4-6	2	3	4	0	1	6
vs Pittsburgh	*	16:22	5-11	0-0	2-2	2-1-3	2	0	3	0	0	12
vs Kansas	*	36:11	6-10	1-3	3-4	2-2-4	4	1	4	0	1	16
at Virginia	*	28:33	3-6	1-1	2-2	2-4-6	3	1	2	0	1	9
UAB	*	34:38	5-11	1-2	3-4	4-1-5	0	1	2	3	2	14
at UL-Lafayette	*	21:28	0-3	0-1	2-2	0-7-7	4	3	3	0	2	2
ALABAMA STATE	*	24:29	6-9	3-5	1-2	1-5-6	1	6	2	1	4	16
NORFOLK STATE	*	35:26	0-4	0-1	0-0	0-2-2	3	0	4	0	3	0
OLE MISS	*	16:29	0-0	0-0	0-0	0-2-2	4	1	5	0	1	0
at LSU	*	26:57	1-2	0-1	0-0	1-5-6	4	2	2	0	2	2

CAREER HIGHS

Points	19	vs. VU-Lynchburg	11/8/24
Rebounds	9	vs. North Alabama	12/31/23
Assists	6	Alabama State	12/21/24
Blocks	3	vs. UAB	12/8/24
Steals	5	vs. Alabama State	12/13/23
Field Goals	8	vs. VU-Lynchburg	11/8/24
Field Goal Attempts	12	vs. Southern Illinois	11/4/24
3-Point Field Goals	3	Alabama State	12/21/24
3-Point FG Attempts	5	Alabama State	12/21/24
Free Throws	4	2x; last vs. Arizona [NCAA]	3/21/24
Free Throw Attempts	6	at Arkansas	2/4/24

ARKANSAS
at Kentucky
TEXAS
MISSOURI
at Mississippi State
FLORIDA
at South Carolina
TEXAS A&M
at Oklahoma
at Tennessee
VANDERBILT
at Alabama
at Georgia
MISSISSIPPI STATE

SUMBANE'S CAREER STATISTICS

SEASON	TEAM	GP-GS	MIN/AVG	Field Goals		3-Point		F-Throws		Rebounds				Scoring						
				FG-FGA	FG%	3FG-3FGA	3FG%	FT-FTA	FT%	OFF	DEF	TOT	AVG	PF-FO	A	TO	BLK	STL	PTS	AVG
2023-24	AU	32-15	500/15.6	46-117	.393	3-19	.158	29-39	.744	40	51	91	2.8	75-1	24	40	15	33	124	3.9
2024-25	AU	15-15	385/25.6	52-98	.531	9-20	.450	15-20	.750	30	46	76	5.1	39-0	27	43	8	26	128	8.5
TOTAL		47-30	885/18.8	98-215	.456	12-39	.308	44-59	.746	70	97	167	3.6	114-1	51	83	23	59	252	5.4



Jordan HUNTER

#2

Freshman • Guard • 5-8
Trussville, Ala. • Hewitt-Trussville HS

- In first career start, went 7-7 from the field for 15 points along with 6 assists and 3 steals vs. VU-Lynchburg (11/8)
- Led Tigers with 6 assists off the bench along with 4 rebounds and 2 points in collegiate debut vs. Southern Illinois (11/4)
- No. 1 prospect in Alabama, No. 50 overall by Hoopseen
- 2024 Alabama 7A Player of the Year; four-time 7A all-state selection
- Averaged 19.9 points, 4.0 rebounds, 4.4 assist as a high school senior

SEASON/CAREER HIGHS

Points		
15	vs. VU-Lynchburg	11/8/24
Rebounds		
4	vs. Southern Illinois	11/4/24
Assists		
6	2x; last vs. VU-Lynchburg	11/8/24
Blocks		
1	2x; last at LSU	1/5/25
Steals		
3	vs. VU-Lynchburg	11/8/24
Field Goals		
7	vs. VU-Lynchburg	11/8/24
Field Goal Attempts		
10	vs. UAB	12/8/24
3-Point Field Goals		
2	vs. Alabama State	12/21/24
3-Point FG Attempts		
6	vs. UAB	12/8/24
Free Throws		
1	vs. Pittsburgh	11/29/24
Free Throw Attempts		
2	vs. Pittsburgh	11/29/24

Opponent	Start	Min.	FG-A	3PT-A	FT-A	0-D-T	PF	Ast.	TO	Blk.	St.	Pts.
SOUTHERN ILLINOIS		21:30	1-6	0-1	0-0	2-2-4	2	6	4	0	0	2
VU-LYNCHBURG	*	27:17	7-7	1-1	0-0	1-0-1	1	6	0	0	3	15
LITTLE ROCK		12:33	3-5	1-2	0-0	0-1-1	0	0	1	0	1	7
at Oregon		2:06	0-1	0-0	0-0	0-0-0	0	0	0	0	0	0
at California		4:06	0-2	0-0	0-0	0-0-0	0	0	1	0	0	0
vs Northern Iowa		8:43	0-1	0-0	0-0	0-1-1	2	3	0	0	0	0
vs Pittsburgh		15:04	0-1	0-1	1-2	0-0-0	2	3	2	0	1	1
vs Kansas		10:15	3-3	0-0	0-0	0-0-0	1	0	0	0	0	6
at Virginia		10:20	0-4	0-4	0-0	0-2-2	0	3	0	0	2	0
UAB		20:05	3-10	0-6	0-0	0-1-1	0	3	1	1	1	6
at UL-Lafayette		13:51	1-3	0-1	0-0	0-2-2	2	0	2	0	1	2
ALABAMA STATE		25:47	2-3	2-2	0-0	0-1-1	0	3	0	0	0	6
NORFOLK STATE		11:05	0-1	0-0	2-2	0-0-0	2	1	2	0	1	2
OLE MISS		15:05	0-2	0-1	0-0	1-0-1	1	1	4	0	0	0
at LSU		18:26	2-7	1-4	0-0	1-1-2	0	3	0	1	0	5
ARKANSAS												
at Kentucky												
TEXAS												
MISSOURI												
at Mississippi State												
FLORIDA												
at South Carolina												
TEXAS AGM												
at Oklahoma												
at Tennessee												
VANDERBILT												
at Alabama												
at Georgia												
MISSISSIPPI STATE												

HUNTER'S CAREER STATISTICS

SEASON	TEAM	GP-GS	MIN/AVG	Field Goals		3-Point		F-Throws		Rebounds				Scoring						
				FG-FGA	FG%	3FG-3FGA	3FG%	FT-FTA	FT%	OFF	DEF	TOT	AVG	PF-FO	A	TO	BLK	STL	PTS	AVG
2024-25	AU	15-1	216/14.4	22-56	.393	5-23	.217	3-4	.750	5	11	16	1.1	13-0	32	17	2	10	52	3.5
TOTAL		15-1	216/14.4	22-56	.393	5-23	.217	3-4	.750	5	11	16	1.1	13-0	32	17	2	10	52	3.5



DeYona GASTON

#5

Graduate • Forward • 6-2
Houston, Texas • Texas

• Katrina McClain Award Watch List, SEC Player of the Week (12/21)

- Scored 30 points on 8-15 FG, 14-17 FT vs. Ole Miss; tied program record for single-game free throws made and attempted
- Scored 35 points (14-17 FG) in win over Alabama State (12/21); became 1st Auburn player with two 35-point games in same season
- Scored 29 points with 10 rebounds for fourth double-double of season at Louisiana-Lafayette (12/18); also had 29/12 vs. Norfolk State (12/29)
- Led Auburn with 23 points, career-high 5 steals, 3 blocks in SEC/ACC Challenge win at Virginia (12/5)
- Career-high 36 points (15-20 FG), scored 1,000th career point and got 500th career rebound in win over VU-Lynchburg (11/8)
- Named Big 12 Sixth Player of the Year in 2024; played in 25 games for Texas with 4 starts, averaged 8.4 points, 4.2 rebounds, 53.7% FG
- 13 career double-doubles, 4 in 2024-25
- Four-year letterwinner at Texas; transferred to Auburn in summer of 2024

SEASON HIGHS

Points	36	vs. VU-Lynchburg	11/8/24
Rebounds	15	vs. Kansas	11/30/24
Assists	4	vs. Pittsburgh	11/29/24
Blocks	3	3x; last at Virginia	12/5/24
Steals	4	at Virginia	12/5/24
Field Goals	15	vs. VU-Lynchburg	11/8/24
Field Goal Attempts	22	vs. Norfolk State	12/29/24
3-Point Field Goals	1	vs. Northern Iowa	11/28/24
3-Point FG Attempts	1	vs. Northern Iowa	11/28/24
Free Throws	14	vs. Ole Miss	1/2/25
Free Throw Attempts	17	vs. Ole Miss	1/2/25

Opponent	Start	Min.	FG-A	3PT-A	FT-A	O-D-T	PF	Ast.	TO	Blk.	St.	Pts.
SOUTHERN ILLINOIS	*	24:12	6-14	0-0	2-2	5-3-8	3	1	1	2	0	14
VU-LYNCHBURG	*	28:22	15-20	0-0	6-8	5-6-11	1	1	0	1	2	36
LITTLE ROCK	*	28:30	5-11	0-0	11-14	6-8-14	1	2	0	1	1	21
at Oregon	*	23:46	5-10	0-0	4-4	5-1-6	4	0	3	3	2	14
at California	*	37:33	6-17	0-0	4-6	5-1-6	3	0	1	2	2	16
vs Northern Iowa	*	26:37	8-14	1-1	1-2	0-4-4	3	0	3	1	0	18
vs Pittsburgh	*	30:11	13-20	0-0	2-2	7-3-10	3	4	2	1	1	28
vs Kansas	*	29:11	3-14	0-0	3-6	3-12-15	2	1	0	3	0	9
at Virginia	*	33:12	9-17	0-0	5-8	2-4-6	4	3	2	3	5	23
UAB						--DNP--						
at UL-Lafayette	*	35:54	12-20	0-0	5-6	4-6-10	2	0	7	1	2	29
ALABAMA STATE	*	25:22	14-17	0-0	7-10	3-4-7	1	0	1	0	0	35
NORFOLK STATE	*	37:52	10-22	0-0	9-14	6-6-12	4	0	4	3	0	29
OLE MISS	*	36:30	8-15	0-0	14-17	3-3-6	3	0	2	0	2	30
at LSU	*	15:38	7-10	0-1	2-2	1-2-3	4	1	2	0	2	16
ARKANSAS												
at Kentucky												
TEXAS												
MISSOURI												
at Mississippi State												
FLORIDA												
at South Carolina												
TEXAS A&M												
at Oklahoma												
at Tennessee												
VANDERBILT												
at Alabama												
at Georgia												
MISSISSIPPI STATE												

CAREER HIGHS (incl. previous schools)

Points	36	vs. VU-Lynchburg	11/8/24
Rebounds	16	vs. Alabama State	12/11/22
Assists	4	3x; last vs. Pittsburgh	11/29/24
Blocks	5	2x; last at Iowa State	1/19/22
Steals	5	at Virginia	12/5/24
Field Goals	15	vs. VU-Lynchburg	11/8/24
Field Goal Attempts	22	vs. Norfolk State	12/29/24
3-Point Field Goals	1	2x; last vs. Northern Iowa	11/28/24
3-Point FG Attempts	1	6x; last vs. Northern Iowa	11/28/24
Free Throws	14	vs. Ole Miss	1/2/25
Free Throw Attempts	17	vs. Ole Miss	1/2/25

GASTON'S CAREER STATISTICS

SEASON	TEAM	GP-GS	MIN/AVG	Field Goals		3-Point		F-Throws		Rebounds				Scoring						
				FG-FGA	FG%	3FG-3FGA	3FG%	FT-FTA	FT%	OFF	DEF	TOT	AVG	PF-FO	A	TO	BLK	STL	PTS	AVG
2020-21	TX	11-3	188/17.1	32-70	.457	0-2	.000	9-18	.500	23	29	52	4.7	27-0	2	17	21	7	73	6.6
2021-22	TX	34-28	625/18.4	98-189	.519	1-2	.500	43-63	.683	51	73	124	3.6	80-3	10	38	28	26	240	7.1
2022-23	TX	36-32	917/25.5	183-355	.515	0-1	.000	71-103	.689	84	123	207	5.8	94-3	39	56	40	35	437	12.1
2023-24	TX	25-4	456/18.2	87-162	.537	0-0	.000	35-49	.714	52	54	106	4.2	51-1	10	36	23	14	209	8.4
2024-25	AU	14-14	413/29.5	121-221	.548	1-2	.500	75-101	.743	55	63	118	8.4	39-0	13	28	21	19	318	22.7
TOTAL FOR AU		14-14	413/29.5	121-221	.548	1-2	.500	75-101	.743	55	63	118	8.4	39-0	13	28	21	19	318	22.7
TOTAL		120-81	2598/21.6	521-997	.523	2-7	.286	233-334	.698	265	342	607	5.1	291-7	74	175	133	101	1277	10.6



Yakiya MILTON

#7

Sophomore • Forward • 6-5
Jacksonville, Fla. • Mandarin HS

- Made season debut vs. Alabama State (12/21) with 6 points, career-high 6 rebounds, 3 blocks in 26 minutes of action
- Missed first 11 games of season with injury
- Played in 25 games as freshman with 2 starts; averaged 1.4 points, 2.0 rebounds, 0.8 blocks in 11.1 minutes/game
- 20 blocks in 2023-24 was second-most on team
- Finished 2024 season strong with 18 points in last three games, including career-high 8 points in NCAA Tournament game vs. Arizona (3/23/24)
- Cousin of former Auburn MBB player Kyle Davis, Auburn's all-time blocked shots leader

SEASON HIGHS

Points		
6	vs. Alabama State	12/21/24
Rebounds		
6	vs. Alabama State	12/21/24
Assists		
1	vs. Ole Miss	1/2/25
Blocks		
3	vs. Alabama State	12/21/24
Steals		
Field Goals		
2	vs. Norfolk State	12/29/24
Field Goal Attempts		
5	vs. Norfolk State	12/29/24
3-Point Field Goals		
3-Point FG Attempts		
Free Throws		
4	vs. Alabama State	12/21/24
Free Throw Attempts		
6	vs. Alabama State	12/21/24


Opponent	Start	Min.	FG-A	3PT-A	FT-A	O-D-T	PF	Ast.	TO	Blk.	St.	Pts.
SOUTHERN ILLINOIS						--DNP--						
VU-LYNCHBURG						--DNP--						
LITTLE ROCK						--DNP--						
at Oregon						--DNP--						
at California						--DNP--						
vs Northern Iowa						--DNP--						
vs Pittsburgh						--DNP--						
vs Kansas						--DNP--						
at Virginia						--DNP--						
UAB						--DNP--						
at UL-Lafayette						--DNP--						
ALABAMA STATE		26:10	1-2	0-0	4-6	2-4-6	4	0	3	3	0	6
NORFOLK STATE	*	19:35	2-5	0-0	0-0	3-2-5	1	0	0	1	0	4
OLE MISS		6:36	0-0	0-0	0-0	1-2-3	1	1	1	0	0	0
at LSU		10:35	1-1	0-0	0-0	1-0-1	1	0	1	0	0	2
ARKANSAS												
at Kentucky												
TEXAS												
MISSOURI												
at Mississippi State												
FLORIDA												
at South Carolina												
TEXAS A&M												
at Oklahoma												
at Tennessee												
VANDERBILT												
at Alabama												
at Georgia												
MISSISSIPPI STATE												

CAREER HIGHS

Points		
8	vs. Arizona [NCAA]	3/21/24
Rebounds		
6	vs. Alabama State	12/21/24
Assists		
1	6x; last vs. Ole Miss	1/2/25
Blocks		
3	3x; vs. Alabama State	12/21/24
Steals		
2	2x; last at Alabama	2/18/24
Field Goals		
4	vs. Arizona [NCAA]	3/21/24
Field Goal Attempts		
4	3x; last vs. Arizona [NCAA]	3/21/24
3-Point Field Goals		
3-Point FG Attempts		
Free Throws		
4	vs. Alabama State	12/21/24
Free Throw Attempts		
6	vs. Alabama State	12/21/24

MILTON'S CAREER STATISTICS

SEASON	TEAM	GP-GS	MIN/AVG	Field Goals		3-Point		F-Throws		Rebounds				Scoring						
				FG-FGA	FG%	3FG-3FGA	3FG%	FT-FTA	FT%	OFF	DEF	TOT	AVG	PF-FO	A	TO	BLK	STL	PTS	AVG
2023-24	AU	25-2	279/11.1	14-36	.389	0-0	.000	8-18	.444	12	39	51	2.0	44-0	5	17	20	7	36	1.4
2024-25	AU	4-1	63/15.7	4-8	.500	0-0	.000	4-6	.667	7	8	15	3.8	7-0	1	5	4	0	12	3.0
TOTAL		29-3	341/11.8	18-44	.409	0-0	.000	12-24	.500	19	47	66	2.3	51-0	6	22	24	7	48	1.7



Syriaiah DANIELS

#11

Freshman • Guard/Forward • 6-0
Auburn, Ala. • Auburn HS

• SEC Freshman of the Week (12/10)

- Made first career start vs. UAB, scored career-high 14 points as shorthanded Tigers rallied for win (12/8)
- Scored 3 points with 1 steal in 13 minutes at Virginia (12/5)
- First two collegiate assists, along with 4 points, 4 rebounds in win over Pittsburgh (11/29)
- Scored 12 points with 4 rebounds, 4 steals in win over VU-Lynchburg (11/8)
- No. 97 recruit nationally by Dan Olson Collegiate Girls Basketball; No. 21 at her position
- Scored over 2,000 points in high school career
- Daughter of Marquis Daniels, former Auburn MBB player and current director of player development, and the late Shana Askew Daniels, former Auburn WBB player

SEASON/CAREER HIGHS

Points		
14	vs. UAB	12/8/24
Rebounds		
4	4x; last at LSU	1/5/25
Assists		
2	vs. Pittsburgh	11/29/24
Blocks		
1	at UL-Lafayette	12/18/24
Steals		
4	vs. VU-Lynchburg	11/8/24
Field Goals		
6	vs. UAB	12/8/24
Field Goal Attempts		
14	vs. UAB	12/8/24
3-Point Field Goals		
2	at UL-Lafayette	12/18/24
3-Point FG Attempts		
5	vs. Alabama State	12/21/24
Free Throws		
3	2x; last vs. Norfolk State	12/29/24
Free Throw Attempts		
4	3x; last vs. Norfolk State	12/29/24

Opponent	Start	Min.	FG-A	3PT-A	FT-A	Q-D-T	PF	Ast.	TO	Blk.	St.	Pts.
SOUTHERN ILLINOIS		11:53	0-2	0-1	0-0	1-1-2	0	0	1	0	1	0
VU-LYNCHBURG		24:10	4-7	1-3	3-4	1-3-4	2	0	0	0	4	12
LITTLE ROCK		11:54	0-0	0-0	1-2	1-0-1	2	0	0	0	1	1
at Oregon						--DNP--						
at California						--DNP--						
vs Northern Iowa		3:40	0-1	0-0	0-0	0-1-1	1	0	1	0	0	0
vs Pittsburgh		21:24	2-4	0-1	0-2	1-3-4	2	2	0	0	0	4
vs Kansas		5:45	0-1	0-0	0-0	0-0-0	0	0	0	0	0	0
at Virginia		13:07	1-2	0-1	1-2	1-0-1	0	0	0	0	1	3
UAB	*	30:29	6-14	0-1	2-3	3-1-4	2	0	2	0	1	14
at UL-Lafayette	*	28:51	3-7	2-3	1-1	2-1-3	2	4	1	1	1	9
ALABAMA STATE	*	29:56	3-8	1-5	1-4	2-1-3	2	3	1	0	2	8
NORFOLK STATE	*	29:51	0-4	0-1	3-4	0-1-1	1	1	0	0	1	3
OLE MISS		17:00	1-3	0-1	1-2	0-2-2	3	0	2	0	0	3
at LSU	*	17:15	1-4	0-1	0-2	2-2-4	1	0	0	0	1	2
ARKANSAS												
at Kentucky												
TEXAS												
MISSOURI												
at Mississippi State												
FLORIDA												
at South Carolina												
TEXAS AGM												
at Oklahoma												
at Tennessee												
VANDERBILT												
at Alabama												
at Georgia												
MISSISSIPPI STATE												

DANIELS' CAREER STATISTICS

		Field Goals		3-Point		F-Throws		Rebounds				Scoring								
SEASON	TEAM	GP-GS	MIN/AVG	FG-FGA	FG%	3FG-3FGA	3FG%	FT-FTA	FT%	OFF	DEF	TOT	AVG	PF-FO	A	TO	BLK	STL	PTS	AVG
2024-25	AU	13-5	245/18.9	21-57	.368	4-18	.222	13-26	.500	14	16	30	2.3	18-0	10	8	1	13	59	4.5
TOTAL		13-5	245/18.9	21-57	.368	4-18	.222	13-26	.500	14	16	30	2.3	18-0	10	8	1	13	59	4.5



Mar'Shaun BOSTIC

#12

Senior • Guard • 5-8
St. Louis, Mo. • Vashon HS

- Season-highs in points (11) and assists (8) vs. Norfolk State (12/29); matched point total vs. Ole Miss (1/2)
- Recorded 7 assists four times; last at Virginia (12/5) where she also had 7 points and season-high 3 steals
- Played in 31 games as a junior, starting 8; averaged 5.9 points, 1.8 rebounds, 2.6 assists in 18.3 minutes/game
- Led Tigers with 18 points, career-high 9 assists in road win at Florida (3/3/24)
- Career-high 23 points plus 4 steals, 2 assists in WNIT game at Clemson (3/20/23)
- Elite defender, fastest player on team, one of the fastest in the SEC

SEASON HIGHS

Points		
11	2x; last vs. Ole Miss	1/2/25
Rebounds		
5	3x; last vs. Kansas	11/30/24
Assists		
8	vs. Norfolk State	12/29/24
Blocks		
1	vs. Kansas	11/30/24
Steals		
3	4x; last vs. Alabama State	12/21/24
Field Goals		
4	2x; last vs. Ole Miss	1/2/25
Field Goal Attempts		
11	at California	11/22/24
3-Point Field Goals		
3-Point FG Attempts		
1	3x; last at LSU	1/5/25
Free Throws		
3	4x; last vs. Ole Miss	1/2/25
Free Throw Attempts		
8	at Virginia	12/5/24

CAREER HIGHS

Points		
23	at Clemson [WNIT]	3/20/23
Rebounds		
9	vs. UL-Lafayette	11/9/23
Assists		
9	at Florida	3/3/24
Blocks		
3	at Mississippi State	1/19/23
Steals		
5	2x; last vs. Georgia	1/29/24
Field Goals		
11	at Clemson [WNIT]	3/20/23
Field Goal Attempts		
18	at Clemson [WNIT]	3/20/23
3-Point Field Goals		
1	vs Samford	12/18/22
3-Point FG Attempts		
1	11x; last at LSU	1/5/25
Free Throws		
8	at Florida	3/3/24
Free Throw Attempts		
10	at Florida	3/3/24

Opponent	Start	Min.	FG-A	3PT-A	FT-A	O-D-T	PF	Ast.	TO	Blk.	St.	Pts.
SOUTHERN ILLINOIS	*	21:34	0-5	0-0	0-0	0-1-1	3	4	3	0	1	0
VU-LYNCHBURG		13:46	0-0	0-0	0-0	0-1-1	0	6	1	0	1	0
LITTLE ROCK		22:05	3-8	0-0	0-1	0-1-1	3	7	0	0	2	6
at Oregon	*	36:33	3-10	0-0	1-2	1-4-5	3	5	9	0	2	7
at California	*	35:54	3-11	0-1	1-2	1-1-2	2	3	6	0	3	7
vs Northern Iowa	*	31:17	2-7	0-0	3-4	2-1-3	4	7	2	0	1	7
vs Pittsburgh	*	28:24	3-3	0-0	2-2	1-4-5	2	2	1	0	3	8
vs Kansas	*	33:30	2-7	0-0	2-4	0-5-5	4	7	3	1	2	6
at Virginia	*	34:30	2-5	0-1	3-8	0-0-0	2	7	5	0	3	7
UAB	*	31:04	3-7	0-0	2-4	0-3-3	3	6	3	0	2	8
at UL-Lafayette	*	30:51	1-1	0-0	2-2	0-2-2	4	5	1	1	0	4
ALABAMA STATE	*	23:06	1-2	0-0	0-2	1-2-3	1	4	1	0	3	2
NORFOLK STATE	*	31:30	4-7	0-0	3-4	0-3-3	4	8	6	0	0	11
OLE MISS	*	29:44	4-7	0-0	3-5	0-1-1	5	1	8	0	2	11
at LSU	*	28:12	2-11	0-1	0-0	0-3-3	3	1	3	0	1	4
ARKANSAS												
at Kentucky												
TEXAS												
MISSOURI												
at Mississippi State												
FLORIDA												
at South Carolina												
TEXAS A&M												
at Oklahoma												
at Tennessee												
VANDERBILT												
at Alabama												
at Georgia												
MISSISSIPPI STATE												

BOSTIC'S CAREER STATISTICS

SEASON	TEAM	GP-GS	MIN/AVG	Field Goals		3-Point		F-Throws		Rebounds				Scoring						
				FG-FGA	FG%	3FG-3FGA	3FG%	FT-FTA	FT%	OFF	DEF	TOT	AVG	PF-FO	A	TO	BLK	STL	PTS	AVG
2021-22	AU	27-4	446/16.5	36-87	.414	0-0	.000	17-28	.607	10	40	50	1.9	64-1	60	56	5	40	89	3.3
2022-23	AU	31-4	504/16.3	64-141	.454	1-2	.500	46-73	.630	18	41	59	1.9	73-1	50	50	9	40	175	5.6
2023-24	AU	31-8	566/18.3	62-152	.408	0-6	.000	58-89	.652	9	46	55	1.8	63-0	81	69	6	51	182	5.9
2024-25	AU	15-13	432/28.8	33-91	.363	0-3	.000	22-40	.550	6	32	38	2.5	43-1	73	52	2	26	88	5.9
TOTAL		104-29	1948/18.7	195-471	.414	1-11	.091	143-230	.622	43	159	202	1.9	243-3	264	227	22	157	534	5.1



Taylen COLLINS

#14

Graduate • Forward • 6-2
 Muldrow, Okla. • Oklahoma State

- Back-to-back season-highs with 15 points and 10 rebounds for first double-double of season vs. UAB (12/8)
- Season-high 14 points, 2 blocks, team-best 7 rebounds in win at Virginia (12/5)
- Led Tigers with 11 rebounds along with 8 points and 4 steals in season opener vs. Southern Illinois (11/4)
- Started all 32 games as a senior in 2023-24; averaged 7.9 points, 6.3 rebounds, 1.6 steals in 29.3 minutes/game
- Auburn's leading returner in scoring and rebounding; finished 16th in SEC in rebounds and 8th in offensive boards
- One double-double in 2024-25; 15 for her career
- Scored 1,000th career point in NCAA Tournament game vs. Arizona (3/23/24)
- Three-year starter at Oklahoma State; transferred to Auburn in summer of 2023

SEASON HIGHS

Points	15	vs. UAB	12/8/24
Rebounds	11	vs. Southern Illinois	11/4/24
Assists	4	3x; last at UL-Lafayette	12/18/24
Blocks	2	2x; last vs. UAB	12/8/24
Steals	4	2x; last vs. Little Rock	11/14/24
Field Goals	7	vs. UAB	12/8/24
Field Goal Attempts	13	2x; last at Virginia	12/5/24
3-Point Field Goals			
3-Point FG Attempts			
Free Throws	3	2x; last at UL-Lafayette	12/18/24
Free Throw Attempts	4	4x; last at UL-Lafayette	12/18/24

Opponent	Start	Min.	FG-A	3PT-A	FT-A	0-D-T	PF	Ast.	TO	Blk.	St.	Pts.
SOUTHERN ILLINOIS	*	30:22	3-10	0-0	2-4	2-9-11	1	2	2	0	4	8
VU-LYNCHBURG	*	20:11	5-13	0-0	1-2	2-2-4	1	4	1	0	1	11
LITTLE ROCK	*	24:32	3-4	0-0	3-4	0-0-0	2	1	2	0	4	9
at Oregon	*	28:20	1-5	0-0	0-0	2-4-6	4	1	2	1	0	2
at California	*	34:09	6-15	0-0	1-2	3-4-7	2	0	2	0	1	13
vs Northern Iowa	*	35:03	5-9	0-0	0-0	2-5-7	2	4	1	0	0	10
vs Pittsburgh	*	26:14	2-7	0-0	2-2	3-7-10	3	2	3	0	0	6
vs Kansas	*	28:58	5-8	0-0	0-0	3-0-3	5	2	2	0	1	10
at Virginia	*	33:13	6-13	0-0	2-4	2-5-7	1	0	1	2	0	14
UAB	*	36:44	7-11	0-0	1-2	4-6-10	2	0	3	2	0	15
at UL-Lafayette	*	31:03	3-7	0-0	3-4	2-5-7	2	4	5	0	0	9
ALABAMA STATE						--DNP--						
NORFOLK STATE						--DNP--						
OLE MISS	*	33:09	2-6	0-0	0-0	0-3-3	3	3	6	1	0	4
at LSU	*	35:33	5-12	0-0	2-3	1-2-3	1	1	5	0	0	12
ARKANSAS												
at Kentucky												
TEXAS												
MISSOURI												
at Mississippi State												
FLORIDA												
at South Carolina												
TEXAS A&M												
at Oklahoma												
at Tennessee												
VANDERBILT												
at Alabama												
at Georgia												
MISSISSIPPI STATE												

CAREER HIGHS

Points	21	vs. Iowa State	1/15/22
Rebounds	23	vs. North Texas	12/3/22
Assists	7	at West Virginia	1/16/21
Blocks	3	3x; last vs. NW State	11/11/22
Steals	6	vs. Baylor	2/23/22
Field Goals	9	vs. TCU	2/4/23
Field Goal Attempts	17	vs. Texas Tech	3/10/22
3-Point Field Goals			
3-Point FG Attempts			
Free Throws	8	vs. Kansas State	1/25/23
Free Throw Attempts	10	at Arkansas	2/4/24

COLLINS' CAREER STATISTICS

SEASON	TEAM	GP-GS	MIN/AVG	Field Goals		3-Point		F-Throws		Rebounds				Scoring						
				FG-FGA	FG%	3FG-3FGA	3FG%	FT-FTA	FT%	OFF	DEF	TOT	AVG	PF-FO	A	TO	BLK	STL	Pts	AVG
2020-21	OSU	28-25	787/28.1	79-142	.556	0-0	.000	27-48	.563	55	85	140	5.0	66-0	58	55	19	53	185	6.6
2021-22	OSU	29-28	834/28.8	108-244	.443	0-0	.000	37-75	.493	67	134	201	6.9	82-1	31	66	26	33	253	8.7
2022-23	OSU	33-33	909/27.6	134-217	.618	0-0	.000	46-78	.590	85	215	300	9.1	85-2	24	42	24	39	314	9.5
2023-24	AU	32-32	938/29.3	100-229	.437	0-0	.000	53-85	.624	90	111	201	6.3	72-0	27	67	22	52	253	7.9
2024-25	AU	13-13	398/30.6	53-120	.442	0-0	.000	17-27	.630	26	52	78	6.0	29-1	24	35	7	11	123	9.5
TOTAL FOR AU		45-45	1335/29.7	153-349	.438	0-0	.000	70-112	.625	116	163	279	6.2	101-1	51	102	29	63	376	8.4
TOTAL		135-131	3866/28.6	474-952	.498	0-0	.000	180-313	.575	323	597	920	6.8	334-4	164	265	98	188	1128	8.4



Oyindamola AKINBOLAWA

#20

Junior • Center • 6-5
Lagos, Nigeria

- Career-high 10 points and 9 rebounds in win at Louisiana-Lafayette (12/18)
- Scored 4 points with 5 rebounds in third start of season at Virginia (12/5)
- Career-highs in points (7) and rebounds (10) along with first career 3-pointer in win over Northern Iowa (11/28)
- Scored 5 points with 4 rebounds in second career start vs. Southern Illinois (11/4)
- Played in 22 games, starting one; averaged 2.1 points, 1.8 rebounds, 0.6 steals in 9.8 minutes/game
- Missed final nine games of 2024 regular season with injury; returned and played 2 minutes in NCAA Tournament game vs. Arizona
- Career-high 7 points, 3 assists in win over Washington State (12/20/23)
- Fourth Auburn women's basketball player from Africa, first from Nigeria

SEASON HIGHS

Points		
10	at UL-Lafayette	12/18/24
Rebounds		
10	vs. Northern Iowa	11/28/24
Assists		
2	vs. Alabama State	12/21/24
Blocks		
2	vs. Alabama State	12/21/24
Steals		
2	vs. UAB	12/8/24
Field Goals		
4	at UL-Lafayette	12/18/24
Field Goal Attempts		
6	2x; last at UL-Lafayette	12/18/24
3-Point Field Goals		
1	vs. Northern Iowa	11/28/24
3-Point FG Attempts		
1	vs. Northern Iowa	11/28/24
Free Throws		
2	6x; last vs. Ole Miss	1/2/25
Free Throw Attempts		
4	2x; last vs. Norfolk State	12/29/24

Opponent	Start	Min.	FG-A	3PT-A	FT-A	O-D-T	PF	Ast.	TO	Blk.	St.	Pts.
SOUTHERN ILLINOIS	*	22:10	2-4	0-0	1-1	2-3-5	4	1	3	0	1	5
VU-LYNCHBURG	*	20:21	1-4	0-0	2-2	1-4-5	0	1	2	1	1	4
LITTLE ROCK		11:30	1-2	0-0	0-0	1-1-2	0	0	0	0	0	2
at Oregon		12:33	1-3	0-0	0-0	0-1-1	0	0	1	0	1	2
at California		5:59	0-0	0-0	0-0	0-0-0	2	0	0	0	1	0
vs Northern Iowa		19:25	3-4	1-1	0-0	2-8-10	1	0	1	0	0	7
vs Pittsburgh		20:32	2-6	0-0	2-2	2-4-6	3	1	1	0	0	6
vs Kansas		5:04	0-0	0-0	0-0	0-0-0	2	0	1	0	0	0
at Virginia	*	27:41	2-3	0-0	0-0	0-5-5	3	1	3	1	1	4
UAB	*	22:19	1-2	0-0	2-4	0-3-3	1	1	0	0	2	4
at UL-Lafayette		24:24	4-6	0-0	2-2	3-6-9	2	0	3	1	0	10
ALABAMA STATE	*	9:38	0-0	0-0	2-2	0-0-0	2	2	3	2	1	2
NORFOLK STATE		11:59	0-1	0-0	1-4	2-2-4	1	0	0	0	0	1
OLE MISS	*	22:06	2-3	0-0	2-2	0-3-3	4	0	0	0	0	6
at LSU		19:43	0-3	0-0	1-2	2-3-5	2	1	0	0	0	1
ARKANSAS												
at Kentucky												
TEXAS												
MISSOURI												
at Mississippi State												
FLORIDA												
at South Carolina												
TEXAS A&M												
at Oklahoma												
at Tennessee												
VANDERBILT												
at Alabama												
at Georgia												
MISSISSIPPI STATE												

CAREER HIGHS

Points		
10	at UL-Lafayette	12/18/24
Rebounds		
10	vs. Northern Iowa	11/28/24
Assists		
3	vs. Washington St.	12/20/23
Blocks		
2	at LSU	1/15/23
Steals		
2	3x; last vs. Southern Illinois	11/4/24
Field Goals		
4	at UL-Lafayette	12/18/24
Field Goal Attempts		
7	vs. Washington St.	12/20/23
3-Point Field Goals		
1	vs. Northern Iowa	11/28/24
3-Point FG Attempts		
1	vs. Northern Iowa	11/28/24
Free Throws		
2	6x; last vs. Ole Miss	1/2/25
Free Throw Attempts		
4	3x; last vs. Norfolk State	12/29/24

AKINBOLAWA'S CAREER STATISTICS

SEASON	TEAM	GP-GS	MIN/AVG	Field Goals		3-Point		F-Throws		Rebounds				Scoring						
				FG-FGA	FG%	3FG-3FGA	3FG%	FT-FTA	FT%	OFF	DEF	TOT	AVG	PF-FO	A	TO	BLK	STL	PTS	AVG
2022-23	AU	15-0	119/8.0	7-14	.500	0-0	.000	2-8	.250	10	10	20	1.3	20-0	0	17	3	3	16	1.1
2023-24	AU	22-1	216/9.8	21-44	.477	0-0	.000	5-12	.417	16	23	39	1.8	31-0	7	15	3	13	47	2.1
2024-25	AU	15-6	255/17.0	19-41	.463	1-1	1.000	15-21	.714	15	43	58	3.9	27-0	8	18	5	8	54	3.6
TOTAL		52-7	591/11.4	47-99	.475	1-1	1.000	22-41	.537	41	76	117	2.3	78-0	15	50	11	24	117	2.3



Audia YOUNG

#21

Redshirt Sophomore • Guard • 5-9
Tallahassee, Fla. • Florida State University HS

- Career-high 19 points on 7-10 FG (4-5 3FG) at LSU (1/5)
- Key 3-pointer midway through 4th quarter to help Auburn to win at Virginia; finished with 6 points (12/5)
- Hit career-high for second straight game with 18 points, 5 steals, 4 assists in win over Virginia-Lynchburg
- Career night with 11 points (4-6 FG, 3-4 3FG) and 4 steals in season opener vs. Southern Illinois (11/4)
- Played in 13 games off the bench as a redshirt freshman in 2023-24
- Season-best 4 points twice, vs. Alabama A&M (11/26/23) and Alabama State (12/13/23)
- Missed 2022-23 season with injury suffered in preseason practice
- Daughter of former Auburn All-American Carolyn Jones-Young and Missouri men's basketball assistant coach CY Young
- Wears her mother's No. 21, which was retired by Auburn following Jones' storied career

SEASON HIGHS

Points	19	at LSU	1/5/25
Rebounds	2	2x; last vs. Kansas	11/30/24
Assists	4	vs. VU-Lynchburg	11/8/24
Blocks			
Steals	5	vs. VU-Lynchburg	11/8/24
Field Goals	7	at LSU	1/5/25
Field Goal Attempts	12	vs. VU-Lynchburg	11/8/24
3-Point Field Goals	4	at LSU	1/5/25
3-Point FG Attempts	6	vs. Pittsburgh	11/29/24
Free Throws	5	vs. VU-Lynchburg	11/8/24
Free Throw Attempts	6	vs. VU-Lynchburg	11/8/24

Opponent	Start	Min.	FG-A	3PT-A	FT-A	O-D-T	PF	Ast.	TO	Blk.	St.	Pts.
SOUTHERN ILLINOIS		17:51	4-6	3-4	0-2	0-2-2	1	0	0	0	4	11
VU-LYNCHBURG		22:42	6-12	1-5	5-6	1-0-1	2	4	0	0	5	18
LITTLE ROCK		12:28	1-2	0-1	0-0	0-0-0	2	0	2	0	0	2
at Oregon		9:33	0-1	0-1	3-4	0-0-0	1	0	0	0	0	3
at California		7:22	1-1	0-0	1-1	0-0-0	1	0	0	0	1	3
vs Northern Iowa		15:56	3-8	2-5	1-1	0-1-1	1	0	1	0	1	9
vs Pittsburgh		14:30	4-8	3-6	0-0	0-1-1	0	0	2	0	0	11
vs Kansas		19:41	1-4	1-3	0-0	1-1-2	1	2	0	0	0	3
at Virginia		19:24	2-4	2-4	0-0	0-0-0	4	0	0	0	1	6
UAB		21:06	3-8	1-5	1-2	0-2-2	1	0	0	0	0	8
at UL-Lafayette		11:58	1-5	1-3	0-0	0-0-0	3	0	2	0	0	3
ALABAMA STATE		16:42	2-9	2-7	0-0	0-1-1	3	0	3	0	0	6
NORFOLK STATE		22:42	2-5	1-3	2-4	1-0-1	1	0	0	0	0	7
OLE MISS		18:27	2-3	0-1	0-0	0-1-1	1	0	1	0	0	4
at LSU		27:41	7-10	4-5	1-2	0-0-0	2	0	2	0	0	19
ARKANSAS												
at Kentucky												
TEXAS												
MISSOURI												
at Mississippi State												
FLORIDA												
at South Carolina												
TEXAS A&M												
at Oklahoma												
at Tennessee												
VANDERBILT												
at Alabama												
at Georgia												
MISSISSIPPI STATE												

CAREER HIGHS

Points	19	at LSU	1/5/25
Rebounds	4	vs. Alabama State	12/13/23
Assists	4	vs. VU-Lynchburg	11/8/24
Blocks			
Steals	5	vs. VU-Lynchburg	11/8/24
Field Goals	7	at LSU	1/5/25
Field Goal Attempts	12	vs. VU-Lynchburg	11/8/24
3-Point Field Goals	4	at LSU	1/5/25
3-Point FG Attempts	6	vs. Pittsburgh	11/29/24
Free Throws	5	vs. VU-Lynchburg	11/8/24
Free Throw Attempts	6	vs. VU-Lynchburg	11/8/24

YOUNG'S CAREER STATISTICS

SEASON	TEAM	GP-GS	MIN/AVG	Field Goals		3-Point		F-Throws		Rebounds				Scoring						
				FG-FGA	FG%	3FG-3FGA	3FG%	FT-FTA	FT%	OFF	DEF	TOT	AVG	PF-FO	A	TO	BLK	STL	PTS	AVG
2023-24	AU	13-0	46/3.6	9-18	.500	0-5	.000	0-0	.000	4	4	8	0.6	5-0	2	3	0	2	18	1.4
2024-25	AU	15-0	258/17.2	39-86	.453	21-53	.396	14-22	.636	3	9	12	0.8	24-0	6	13	0	12	113	7.5
TOTAL		28-0	304/10.9	48-104	.462	21-58	.362	14-22	.636	7	13	20	0.7	29-0	8	16	0	14	131	4.7

Julia GEIS

#22

Freshman • Guard • 5-10
Roswell, Ga. • Blessed Trinity HS

- Joined program in late December 2024 as a walk-on; practiced for first time with team Dec. 31
- Four-year letterwinner in three sports at Blessed Trinity HS in Roswell, Ga.
- All-region selection as a senior
- Standout flag football quarterback; helped team to Georgia class 7A Final Four
- Fourth-place state finisher in golf as senior

SEASON HIGHS

- Points
- Rebounds
- Assists
- Blocks
- Steals
- Field Goals
- Field Goal Attempts
- 3-Point Field Goals
- 3-Point FG Attempts
- Free Throws
- Free Throw Attempts

Opponent	Start	Min.	FG-A	3PT-A	FT-A	O-D-T	PF	Ast.	TO	Blk.	St.	Pts.
SOUTHERN ILLINOIS												
VU-LYNCHBURG												
LITTLE ROCK												
at Oregon												
at California												
vs Northern Iowa												
vs Pittsburgh												
vs Kansas												
at Virginia												
UAB												
at UL-Lafayette												
ALABAMA STATE												
NORFOLK STATE												
OLE MISS												
at LSU												
ARKANSAS												
at Kentucky												
TEXAS												
MISSOURI												
at Mississippi State												
FLORIDA												
at South Carolina												
TEXAS A&M												
at Oklahoma												
at Tennessee												
VANDERBILT												
at Alabama												
at Georgia												
MISSISSIPPI STATE												

--JOINED PROGRAM 12/31/24--

--DNP--

--DNP--

GEIS' CAREER STATISTICS



Savannah SCOTT

#30

Sophomore • Center • 6-4
 Conway, Ark. • Conway HS

- Out for 2024-25 season with lower leg injury
- Played in 31 games, starting 19 as a freshman; averaged 4.5 points, 3.5 rebounds in 15.8 minutes per game
- Scored 50 points in first three collegiate games, including 21-point, 11-rebound performance at Rutgers to earn SEC Freshman of the Week (11/12)

SEASON HIGHS

- Points
- Rebounds
- Assists
- Blocks
- Steals
- Field Goals
- Field Goal Attempts
- 3-Point Field Goals
- 3-Point FG Attempts
- Free Throws
- Free Throw Attempts

Opponent	Start	Min.	FG-A	3PT-A	FT-A	O-D-T	PF	Ast.	TO	Blk.	St.	Pts.
SOUTHERN ILLINOIS												
VU-LYNCHBURG												
LITTLE ROCK												
at Oregon												
at California												
vs Northern Iowa												
vs Pittsburgh												
vs Kansas												
at Virginia												
JAB												
at UL-Lafayette												
ALABAMA STATE												
NORFOLK STATE												
OLE MISS												
at LSU												
ARKANSAS												
at Kentucky												
TEXAS												
MISSOURI												
at Mississippi State												
FLORIDA												
at South Carolina												
TEXAS A&M												
at Oklahoma												
at Tennessee												
VANDERBILT												
at Alabama												
at Georgia												
MISSISSIPPI STATE												

--OUT FOR SEASON--

CAREER HIGHS

- Points
21 at Rutgers 11/12/23
- Rebounds
11 at Rutgers 11/12/23
- Assists
1 5x; last vs. Kentucky 2/15/24
- Blocks
3 2x; last vs. LSU [SEC] 3/8/24
- Steals
1 3x; last at Florida 3/3/24
- Field Goals
8 at Rutgers 11/12/23
- Field Goal Attempts
10 at Rutgers 11/12/23
- 3-Point Field Goals
- 3-Point FG Attempts
- Free Throws
5 at Rutgers 11/12/23
- Free Throw Attempts
12 at Rutgers 11/12/23

SCOTT'S CAREER STATISTICS

SEASON	TEAM	GP-GS	MIN/AVG	Field Goals		3-Point		F-Throws		Rebounds				Scoring						
				FG-FGA	FG%	3FG-3FGA	3FG%	FT-FTA	FT%	OFF	DEF	TOT	AVG	PF-FO	A	TO	BLK	STL	PTS	AVG
2023-24	AU	31-19	489/15.8	60-105	.571	0-0	.000	20-33	.606	50	59	109	3.5	41-0	5	24	18	3	140	4.5
TOTAL		31-19	489/15.8	60-105	.571	0-0	.000	20-33	.606	50	59	109	3.5	41-0	5	24	18	3	140	4.5



Timya THURMAN

#32

Sophomore • Center • 6-5
Linden, Ala. • Linden HS

- Scored 2 points in career-high 18 minutes vs. Alabama State (12/21)
- Matched career-high with 4 points on 2-2 FG vs. Pittsburgh (11/29)
- Played in 17 games off the bench as a freshman in 2023-24
- Season-high 14 minutes vs. No. 1 South Carolina; led Tigers with 3 blocked shots (2/1/24)
- Season-best 4 points in win over Norfolk State (12/16/23)
- Alabama Class 1A Player of the Year as high school junior in 2022

SEASON HIGHS

Points		
4	vs. Pittsburgh	11/29/24
Rebounds		
1	3x; last vs. Alabama State	12/21/24
Assists		
1	vs. Alabama State	12/21/24
Blocks		
1	vs. Alabama State	12/21/24
Steals		
1	2x; last vs. Alabama State	12/21/24
Field Goals		
2	vs. Pittsburgh	11/29/24
Field Goal Attempts		
4	vs. Alabama State	12/21/24
3-Point Field Goals		
3-Point FG Attempts		
Free Throws		
2	vs. Alabama State	12/21/24
Free Throw Attempts		
2	2x; last vs. Alabama State	12/21/24

Opponent	Start	Min.	FG-A	3PT-A	FT-A	O-D-T	PF	Ast.	TO	Blk.	St.	Pts.
SOUTHERN ILLINOIS						--DNP--						
VU-LYNCHBURG						--DNP--						
LITTLE ROCK						--DNP--						
at Oregon		10:09	0-1	0-0	1-2	0-1-1	1	0	0	0	1	1
at California		0:27	0-0	0-0	0-0	0-0-0	0	0	0	0	0	0
vs Northern Iowa						--DNP--						
vs Pittsburgh		5:14	2-2	0-0	0-0	0-1-1	0	0	0	0	0	4
vs Kansas						--DNP--						
at Virginia						--DNP--						
UAB		3:36	0-0	0-0	0-0	0-0-0	0	0	0	0	0	0
at UL-Lafayette		1:40	0-0	0-0	0-0	0-0-0	0	0	0	0	0	0
ALABAMA STATE		18:50	0-4	0-0	2-2	2-2-4	2	1	1	1	1	2
NORFOLK STATE						--DNP--						
OLE MISS		4:55	0-0	0-0	0-0	0-0-0	1	0	0	0	0	0
at LSU						--DNP--						
ARKANSAS												
at Kentucky												
TEXAS												
MISSOURI												
at Mississippi State												
FLORIDA												
at South Carolina												
TEXAS AGM												
at Oklahoma												
at Tennessee												
VANDERBILT												
at Alabama												
at Georgia												
MISSISSIPPI STATE												

CAREER HIGHS

Points		
4	2x; last vs. Pittsburgh	11/29/24
Rebounds		
2	2x; last vs. South Carolina	2/1/24
Assists		
2	vs. Alabama State	12/13/23
Blocks		
3	vs. South Carolina	2/1/24
Steals		
1	2x; last vs. Alabama State	12/21/24
Field Goals		
2	2x; last vs. Pittsburgh	11/29/24
Field Goal Attempts		
5	vs. South Carolina	2/1/24
3-Point Field Goals		
3-Point FG Attempts		
Free Throws		
2	vs. Alabama State	12/21/24
Free Throw Attempts		
2	4x; last vs. Alabama State	12/21/24

THURMAN'S CAREER STATISTICS

SEASON	TEAM	GP-GS	MIN/AVG	Field Goals		3-Point		F-Throws		Rebounds				Scoring						
				FG-FGA	FG%	3FG-3FGA	3FG%	FT-FTA	FT%	OFF	DEF	TOT	AVG	PF	FO	A	TO	BLK	STL	PTS
2023-24	AU	17-0	62/3.7	7-16	.438	0-0	.000	3-5	.600	4	5	9	0.5	5-0	3	5	6	1	17	1.0
2024-25	AU	7-0	45/6.4	2-7	.286	0-0	.000	3-4	.750	2	4	6	0.9	4-0	1	1	1	2	7	1.0
TOTAL		24-0	107/4.5	9-23	.391	0-0	.000	6-9	.667	6	9	15	0.6	9-0	4	6	7	3	24	1.0



2024-25 Auburn Women's Basketball Combined Team Statistics All games

Game Records

Record	Overall	Home	Away	Neutral
ALL GAMES	9-6	5-2	2-3	2-1
CONFERENCE	0-2	0-1	0-1	0-0
NON-CONFERENCE	9-4	5-1	2-2	2-1

Score by Periods

Team	1st	2nd	3rd	4th	OT	TOT
Auburn	253	261	271	288	0	1073
Opponents	189	226	213	226	0	854

Team Box Score

No.	Player				Total		3-Point		F-Throw		Rebounds								PTS	AVG		
		GP-GS	MIN	AVG	FG-FGA	FG%	3FG-3FGA	3FG%	FT-FTA	FT%	OFF	DEF	TOT	AVG	PF	DQ	A	TO			BLK	STL
5	GASTON, DeYona	14-14	412:49	29.5	121-221	.548	1-2	.500	75-101	.743	55	63	118	8.4	39	0	13	28	21	19	318	22.7
0	SCOTT, Taliah	3-3	87:02	29.0	21-49	.429	16-32	.500	3-3	1.000	2	14	16	5.3	8	0	6	14	1	6	61	20.3
14	COLLINS, Taylen	13-13	397:30	30.6	53-120	.442	0-0	.000	17-27	.630	26	52	78	6.0	29	1	24	35	7	11	123	9.5
1	SUMBANE, Celia	15-15	384:40	25.6	52-98	.531	9-20	.450	15-20	.750	30	46	76	5.1	39	0	27	43	8	26	128	8.5
21	YOUNG, Audia	15-0	258:02	17.2	39-86	.453	21-53	.396	14-22	.636	3	9	12	0.8	24	0	6	13	0	12	113	7.5
4	DUHON, Kaitlyn	8-4	203:21	25.4	25-55	.455	4-15	.267	4-9	.444	4	19	23	2.9	18	0	16	6	4	17	58	7.3
12	BOSTIC, Mar'shaun	15-13	431:59	28.8	33-91	.363	0-3	.000	22-40	.550	6	32	38	2.5	43	1	73	52	2	26	88	5.9
11	DANIELS, Syriah	13-5	245:15	18.9	21-57	.368	4-18	.222	13-26	.500	14	16	30	2.3	18	0	10	8	1	13	59	4.5
20	AKINBOLAWA, Oyindamola	15-6	255:25	17.0	19-41	.463	1-1	1.000	15-21	.714	15	43	58	3.9	27	0	8	18	5	8	54	3.6
2	HUNTER, Jordan	15-1	216:13	14.4	22-56	.393	5-23	.217	3-4	.750	5	11	16	1.1	13	0	32	17	2	10	52	3.5
7	MILTON, Yakiya	4-1	62:56	15.7	4-8	.500	0-0	.000	4-6	.667	7	8	15	3.8	7	0	1	5	4	0	12	3.0
32	THURMAN, Timya	7-0	44:50	6.4	2-7	.286	0-0	.000	3-4	.750	2	4	6	0.9	4	0	1	1	1	2	7	1.0
Team											24	24	48				7					
Total		15	3000		412-889	.463	61-167	.365	188-283	.664	193	341	534	35.6	269	2	217	247	56	150	1073	71.5
Opponents		15	3000		309-787	.393	60-207	.290	176-248	.710	160	315	475	31.7	282	4	130	325	39	124	854	56.9

Team Statistics

	AU	OPP
Scoring	1073	854
Points per game	71.5	56.9
Scoring margin	+14.6	-
Field goals-att	412-889	309-787
Field goal pct	.463	.393
3 point fg-att	61-167	60-207
3-point FG pct	.365	.290
3-pt FG made per game	4.1	4.0
Free throws-att	188-283	176-248
Free throw pct	.664	.710
F-Throws made per game	12.5	11.7
Rebounds	534	475
Rebounds per game	35.6	31.7
Rebounding margin	+3.9	-
Assists	217	130
Assists per game	14.5	8.7
Turnovers	247	325
Turnovers per game	16.5	21.7
Turnover margin	+5.2	-
Assist/turnover ratio	0.9	0.4
Steals	150	124
Steals per game	10.0	8.3
Blocks	56	39
Blocks per game	3.7	2.6
Winning streak	0	-
Home win streak	0	-
Attendance	20967	27581
Home games-Avg/Game	7-2995	5-5516
Neutral site-Avg/Game	-	3-973

Team Results

Date	Opponent		Score	Att.
11/04/2024	Southern Ill.	W	65-31	2564
11/08/2024	Virginia-Lynchburg	W	128-36	2670
11/14/2024	Little Rock	W	82-48	2682
11/20/2024	at Oregon	L	68-70	5067
11/22/2024	at California	L	59-63	1341
11/28/2024	vs UNI	W	65-64	925
11/29/2024	vs Pittsburgh	W	82-50	625
11/30/2024	vs Kansas	L	60-61	1368
12/05/2024	at Virginia	W	66-57	3994
12/08/2024	UAB	W	69-62	4008
12/18/2024	at Louisiana	W	68-51	5877
12/21/2024	Alabama St.	W	83-40	3076
12/29/2024	Norfolk St.	L	57-63	3012
01/02/2025	Ole Miss	L	58-85	2955
01/05/2025	at LSU	L	63-73	11302



2024-25 Auburn Women's Basketball Combined Team Statistics In Conference games

Page 1/1
as of Jan 06, 2025

Game Records

Record	Overall	Home	Away	Neutral
ALL GAMES	0-2	0-1	0-1	0-0
CONFERENCE	0-2	0-1	0-1	0-0
NON-CONFERENCE	0-0	0-0	0-0	0-0

Score by Periods

Team	1st	2nd	3rd	4th	OT	TOT
Auburn	26	18	36	41	0	121
Opponents	37	46	37	38	0	158

Team Box Score

No.	Player	Total			3-Point		F-Throw		Rebounds				Other Stats									
		GP-GS	MIN	AVG	FG-FGA	FG%	3FG-3FGA	3FG%	FT-FTA	FT%	OFF	DEF	TOT	AVG	PF	DQ	A	TO	BLK	STL	PTS	AVG
5	GASTON, DeYona	2-2	52:08	26.1	15-25	.600	0-1	.000	16-19	.842	4	5	9	4.5	7	0	1	4	0	4	46	23.0
21	YOUNG, Audia	2-0	46:08	23.1	9-13	.692	4-6	.667	1-2	.500	0	1	1	0.5	3	0	0	3	0	0	23	11.5
14	COLLINS, Taylen	2-2	68:42	34.4	7-18	.389	0-0	.000	2-3	.667	1	5	6	3.0	4	0	4	11	1	0	16	8.0
12	BOSTIC, Mar'shaun	2-2	57:56	29.0	6-18	.333	0-1	.000	3-5	.600	0	4	4	2.0	8	1	2	11	0	3	15	7.5
20	AKINBOLAWA, Oyindamola	2-1	41:49	20.9	2-6	.333	0-0	.000	3-4	.750	2	6	8	4.0	6	0	1	0	0	0	7	3.5
2	HUNTER, Jordan	2-0	33:31	16.8	2-9	.222	1-5	.200	0-0	.000	2	1	3	1.5	1	0	4	4	1	0	5	2.5
11	DANIELS, Syriah	2-1	34:15	17.1	2-7	.286	0-2	.000	1-4	.250	2	4	6	3.0	4	0	0	2	0	1	5	2.5
7	MILTON, Yakiya	2-0	17:11	8.6	1-1	1.000	0-0	.000	0-0	.000	2	2	4	2.0	2	0	1	2	0	0	2	1.0
1	SUMBANE, Celia	2-2	43:26	21.7	1-2	.500	0-1	.000	0-0	.000	1	7	8	4.0	8	0	3	7	0	3	2	1.0
32	THURMAN, Timya	1-0	04:55	4.9	0-0	.000	0-0	.000	0-0	.000	0	0	0	0.0	1	0	0	0	0	0	0	0.0
Team											2		2					1				
Total		2	400		45-99	.455	5-16	.313	26-37	.703	16	35	51	25.5	44	1	16	45	2	11	121	60.5
Opponents		2	400		58-105	.552	7-21	.333	35-47	.745	15	40	55	27.5	41	2	25	34	6	25	158	79.0

Team Statistics

	AU	OPP
Scoring	121	158
Points per game	60.5	79.0
Scoring margin	-18.5	-
Field goals-att	45-99	58-105
Field goal pct	.455	.552
3 point fg-att	5-16	7-21
3-point FG pct	.313	.333
3-pt FG made per game	2.5	3.5
Free throws-att	26-37	35-47
Free throw pct	.703	.745
F-Throws made per game	13.0	17.5
Rebounds	51	55
Rebounds per game	25.5	27.5
Rebounding margin	-2.0	-
Assists	16	25
Assists per game	8.0	12.5
Turnovers	45	34
Turnovers per game	22.5	17.0
Turnover margin	-5.5	-
Assist/turnover ratio	0.4	0.7
Steals	11	25
Steals per game	5.5	12.5
Blocks	2	6
Blocks per game	1.0	3.0
Winning streak	0	-
Home win streak	0	-
Attendance	2955	11302
Home games-Avg/Game	1-2955	1-11302
Neutral site-Avg/Game	-	0-0

Team Results

Date	Opponent	Score	Att.
01/02/2025	Ole Miss	L 58-85	2955
01/05/2025	at LSU	L 63-73	11302

Exhibition | Oct. 31, 2024 | Auburn, Ala. Auburn 106, LaGrange 26

NCAA Official Basketball Box Score - Final LaGrange at Auburn 103/24 Neville Arena, Auburn, Ala. 2024-25 Women's Basketball Game Time: 6:00 PM Game Duration: 1:58 Officials: Kylie Galoway, Meadow Overstreet, Adrienne Gilmore-Nichols

LaGrange - 26 Record: 0-0. Box score table with columns for NO. Name, Min, FG, 3P, FT, Rebounds, Fouls, TP, AS, TO, ST, Blocks, +/-.

Auburn - 106 Record: 0-0. Box score table with columns for NO. Name, Min, FG, 3P, FT, Rebounds, Fouls, TP, AS, TO, ST, Blocks, +/-.

Summary statistics for Exhibition game including Biggest lead, Best Scoring Run, Lead Changes, Times Tied, Time with Lead, and Period by Period Scoring.

Game 1 | Nov. 4, 2024 | Auburn, Ala. Auburn 65, Southern Illinois 31

NCAA Official Basketball Box Score - Final Southern Ill. at Auburn 11/04/24 Neville Arena, Auburn, Ala. 2024-25 Women's Basketball Game Time: 6:00 PM Game Duration: 1:58 Attendance: 2,564 Officials: Kevin Petreel, Tasha Smith, Nic Capel

Southern Ill. - 31 Record: 0-1. Box score table with columns for NO. Name, Min, FG, 3P, FT, Rebounds, Fouls, TP, AS, TO, ST, Blocks, +/-.

Auburn - 65 Record: 1-0. Box score table with columns for NO. Name, Min, FG, 3P, FT, Rebounds, Fouls, TP, AS, TO, ST, Blocks, +/-.

Summary statistics for Game 1 including Biggest lead, Best Scoring Run, Lead Changes, Times Tied, Time with Lead, and Period by Period Scoring.

Game 2 | Nov. 8, 2024 | Auburn, Ala. Auburn 128, Virginia U.-Lynchburg 36

NCAA Official Basketball Box Score - Final Virginia-Lynchburg at Auburn 11/08/24 Neville Arena, Auburn, Ala. 2024-25 Women's Basketball Game Time: 6:00 PM Game Duration: 1:47 Attendance: 2,670 Officials: Natasha Camy, Douglas Knight, Jeff Wooten

Virginia-Lynchburg - 36 Record: 0-2. Box score table with columns for NO. Name, Min, FG, 3P, FT, Rebounds, Fouls, TP, AS, TO, ST, Blocks, +/-.

Auburn - 128 Record: 2-0. Box score table with columns for NO. Name, Min, FG, 3P, FT, Rebounds, Fouls, TP, AS, TO, ST, Blocks, +/-.

Summary statistics for Game 2 including Biggest lead, Best Scoring Run, Lead Changes, Times Tied, Time with Lead, and Period by Period Scoring.

Game 3 | Nov. 14, 2024 | Auburn, Ala. Auburn 82, Little Rock 48

NCAA Official Basketball Box Score - Final Little Rock at Auburn 11/14/24 Neville Arena, Auburn, Ala. 2024-25 Women's Basketball Game Time: 7:00 PM Game Duration: 2:00 Attendance: 2,862 Officials: Tiffany Bird, Pusanli Spurlock, Billy Smith

Little Rock - 48 Record: 1-2. Box score table with columns for NO. Name, Min, FG, 3P, FT, Rebounds, Fouls, TP, AS, TO, ST, Blocks, +/-.

Auburn - 82 Record: 3-0. Box score table with columns for NO. Name, Min, FG, 3P, FT, Rebounds, Fouls, TP, AS, TO, ST, Blocks, +/-.

Summary statistics for Game 3 including Biggest lead, Best Scoring Run, Lead Changes, Times Tied, Time with Lead, and Period by Period Scoring.

Game 4 | Nov. 20, 2024 | Eugene, Ore. #23 Oregon 70, Auburn 68

Official Basketball Box Score - Final Auburn at Oregon 11/20/24 Mathew Knight Arena, Eugene, Ore. 2024-25 Women's Basketball

Game Time: 6:00 PM Game Duration: 2:02 Attendance: 5,061



Officials: Felicia Grnter, Lisa Jones, Roy Gubeyar

Box score for Auburn vs Oregon. Includes player stats (NO. Name, Min, FG, 3P, FT, Rebounds, Fouls, TP, AS, TO, ST, Blocks, +/-) and team totals (24-59, 8-17, 12-15, 14-18, 32-22, 18-68, 11-20, 10-16, 1-2). Technical Fouls: NONE.

Shooting By Period table for Auburn vs Oregon. Shows 1st FG% (4-13 30.8%), 3PT% (0-0 0.0%), 2nd FG% (11-15 73.3%), 3PT% (3-3 100%), 3rd FG% (5-16 31.3%), 4th FG% (8-15 53.3%), GM FG% (24-59 40.7%), 3PT% (8-17 47.1%), FT% (12-15 80.0%).

Box score for Oregon vs Auburn. Includes player stats and team totals (28-59, 2-8, 12-21, 18-24, 42-19, 22-10, 13-19, 10-16, 2-4). Technical Fouls: Scott 3, 5, 5, 4.

Shooting By Period table for Oregon vs Auburn. Shows 1st FG% (4-13 30.8%), 3PT% (0-0 0.0%), 2nd FG% (11-15 73.3%), 3PT% (3-3 100%), 3rd FG% (5-16 31.3%), 4th FG% (8-15 53.3%), GM FG% (28-59 47.5%), 3PT% (2-8 25.0%), FT% (12-21 57.1%).

Summary statistics table for Auburn vs Oregon. Columns: AUB, ORE, Points from Turnovers, AUB, ORE, Period by Period Scoring (1st, 2nd, 3rd, 4th, TOT). Rows: Biggest lead (3), Best Scoring Run (9), Lead Changes (7), Times Tied (1), Time with Lead (08:45, 30:51).

Game 5 | Nov. 22, 2024 | Berkeley, Calif. California 63, Auburn 59

Official Basketball Box Score - Final Auburn at California 11/22/24 Haas Pavilion, Berkeley 2024-25 Women's Basketball California vs Auburn

Game Time: 6:00 PM Game Duration: 2:04



Officials: Brenda Pantoja, Angelica Sufren, Tiffany Br...

Box score for Auburn vs California. Includes player stats and team totals (25-68, 1-5, 8-13, 18-16, 34-17, 17-59, 6-18, 12-14, 5-4). Technical Fouls: NONE.

Shooting By Period table for Auburn vs California. Shows 1st FG% (5-20 25.0%), 3PT% (1-3 33.3%), 2nd FG% (7-16 43.8%), 3PT% (0-0 0.0%), 3rd FG% (8-16 50.0%), 4th FG% (5-16 31.3%), GM FG% (25-68 36.8%), 3PT% (1-5 20.0%), FT% (8-13 61.5%).

Box score for California vs Auburn. Includes player stats and team totals (22-49, 8-21, 11-16, 11-28, 39-17, 17-63, 12-29, 11-5, 4-4). Technical Fouls: NONE.

Shooting By Period table for California vs Auburn. Shows 1st FG% (9-16 56.3%), 3PT% (4-6 66.7%), FT% (1-1 100%), 2nd FG% (2-6 33.3%), 3PT% (0-2 0.0%), FT% (9-9 100%), 3rd FG% (5-14 35.7%), 4th FG% (6-13 46.2%), GM FG% (22-49 44.9%), 3PT% (8-21 38.1%), FT% (11-16 68.8%).

Summary statistics table for California vs Auburn. Columns: AUB, CAL, Points from Turnovers, AUB, CAL, Period by Period Scoring (1st, 2nd, 3rd, 4th, TOT). Rows: Biggest lead (6), Best Scoring Run (8), Lead Changes (9), Times Tied (8), Time with Lead (08:46, 26:33).

Game 6 | Nov. 28, 2024 | St. Thomas, USVI Auburn 65, Northern Iowa 64

Official Basketball Box Score - Final UNI at Auburn 11/28/24 Erldge Wilburn Blake Sports and Fitness Center, Charlotte Amalie West 2024-25 Women's Basketball

Game Time: 3:00 PM Game Duration: 2:03 Attendance: 925



Officials: Jules Gallen, Kara Hunter, Lauren Niemers

Box score for Auburn vs Northern Iowa. Includes player stats and team totals (24-60, 8-23, 8-10, 9-23, 32-12, 17-64, 16-15, 8-5, 1-1). Technical Fouls: NONE.

Shooting By Period table for Auburn vs Northern Iowa. Shows 1st FG% (2-15 13.3%), 3PT% (0-7 0.0%), 2nd FG% (7-14 50.0%), 3PT% (2-5 40.0%), 3rd FG% (9-17 52.9%), 4th FG% (6-12 50.0%), GM FG% (24-60 40.0%), 3PT% (8-23 34.8%), FT% (8-10 80.0%).

Box score for Northern Iowa vs Auburn. Includes player stats and team totals (28-61, 4-11, 5-8, 10-26, 38-17, 12-65, 20-17, 7-15, 1-1). Technical Fouls: NONE.

Shooting By Period table for Northern Iowa vs Auburn. Shows 1st FG% (6-18 33.3%), 3PT% (0-4 0.0%), 2nd FG% (8-13 61.5%), 3PT% (2-4 50.0%), 3rd FG% (7-14 50.0%), 4th FG% (7-16 43.8%), GM FG% (28-61 45.9%), 3PT% (4-11 36.4%), FT% (5-8 62.5%).

Summary statistics table for Auburn vs Northern Iowa. Columns: UNI, AUB, Points from Turnovers, UNI, AUB, Period by Period Scoring (1st, 2nd, 3rd, 4th, TOT). Rows: Biggest lead (3), Best Scoring Run (7), Lead Changes (4), Times Tied (7), Time with Lead (01:55, 31:53).

Game 7 | Nov. 29, 2024 | St. Thomas, USVI Auburn 82, Pittsburgh 50

Official Basketball Box Score - Final Auburn at Pittsburgh 11/29/24 Erldge Wilburn Blake Sports and Fitness Center, Charlotte Amalie West 2024-25 Women's Basketball

Game Time: 12:30 PM Game Duration: 1:55



Officials: Karen Preato, John Capolino, Shawnee Smith

Box score for Auburn vs Pittsburgh. Includes player stats and team totals (34-67, 3-10, 11-14, 17-32, 49-20, 13-82, 17-16, 5-1, 1-32). Technical Fouls: NONE.

Shooting By Period table for Auburn vs Pittsburgh. Shows 1st FG% (7-19 36.8%), 3PT% (0-1 0.0%), 2nd FG% (10-20 50.0%), 3PT% (0-1 0.0%), 3rd FG% (8-12 66.7%), 4th FG% (8-12 66.7%), GM FG% (34-67 50.7%), 3PT% (3-10 30.0%), FT% (11-14 78.6%).

Box score for Pittsburgh vs Auburn. Includes player stats and team totals (14-51, 5-15, 17-24, 6-16, 22-13, 20-50, 5-15, 12-1, 1-32). Technical Fouls: NONE.

Shooting By Period table for Pittsburgh vs Auburn. Shows 1st FG% (3-11 27.3%), 3PT% (1-1 100.0%), FT% (1-2 50%), 2nd FG% (3-12 25.0%), 3PT% (1-5 20.0%), FT% (4-5 80%), 3rd FG% (4-16 25.0%), 4th FG% (4-12 33.3%), GM FG% (14-51 27.3%), 3PT% (1-15 6.7%), FT% (12-24 50%).

Summary statistics table for Auburn vs Pittsburgh. Columns: AUB, PITT, Points from Turnovers, AUB, PITT, Period by Period Scoring (1st, 2nd, 3rd, 4th, TOT). Rows: Biggest lead (37), Best Scoring Run (11), Lead Changes (3), Times Tied (2), Time with Lead (37:10, 00:54).

Game 12 | Dec. 21, 2024 | Auburn, Ala. Auburn 83, Alabama State 40



Official Basketball Box Score - Final Alabama St. at Auburn

Game Time: 12:00 PM Game Duration: 2:02 Attendance: 3,071

Officials: Joseph Vaszity, Kyle Galloway, Natasha Brown

Box score for Game 12: Alabama St. (40) vs Auburn (83). Includes player stats for shooting, rebounds, assists, and blocks.

Box score for Game 13: Auburn (57) vs Norfolk St. (63). Includes player stats for shooting, rebounds, assists, and blocks.

Summary statistics for Game 12: ASU vs Auburn. Includes points from turnovers, paint, second chance, and fast breaks.

Game 13 | Dec. 29, 2024 | Auburn, Ala. Norfolk State 63, Auburn 57



Official Basketball Box Score - Final Norfolk St. at Auburn

Game Time: 2:00 PM Game Duration: 2:17 Attendance: 3,012

Officials: Roy Gubyan, Melissa Barlow, Kaz Beverley

Box score for Game 13: Norfolk St. (63) vs Auburn (57). Includes player stats for shooting, rebounds, assists, and blocks.

Box score for Game 14: Auburn (83) vs Ole Miss (85). Includes player stats for shooting, rebounds, assists, and blocks.

Summary statistics for Game 13: NSU vs Auburn. Includes points from turnovers, paint, second chance, and fast breaks.

Game 14 | Jan. 2, 2025 | Auburn, Ala. #25 Ole Miss 85, Auburn 58



Official Basketball Box Score - Final Ole Miss at Auburn

Game Time: 6:00 PM Game Duration: 2:06 Attendance: 2,952

Officials: Kevin Pethel, Natasha Camy, Bill Larose

Box score for Game 14: Auburn (58) vs Ole Miss (85). Includes player stats for shooting, rebounds, assists, and blocks.

Box score for Game 15: LSU (73) vs Auburn (63). Includes player stats for shooting, rebounds, assists, and blocks.

Summary statistics for Game 14: OM vs Auburn. Includes points from turnovers, paint, second chance, and fast breaks.

Game 15 | Jan. 5, 2025 | Baton Rouge, La. #6 LSU 73, Auburn 63



Official Basketball Box Score - Final Auburn at LSU

Game Time: 3:00 PM Game Duration: 1:52 Attendance: 11,302

Officials: Bryan Hall, Ivy Seales, Kyle Bacon

Box score for Game 15: LSU (73) vs Auburn (63). Includes player stats for shooting, rebounds, assists, and blocks.

Box score for Game 16: Auburn (58) vs LSU (73). Includes player stats for shooting, rebounds, assists, and blocks.

Summary statistics for Game 15: AUB vs LSU. Includes points from turnovers, paint, second chance, and fast breaks.



Taliah Scott
Sophomore • G • 5-9
Orange Park, Fla.
Arkansas



Celia Sumbane
Senior • G • 6-2
Maputo, Mozambique
South Plains CC (TX)



Jordan Hunter
Freshman • G • 5-8
Trussville, Ala.
Hewitt-Trussville HS



DeYona Gaston
Graduate • F • 6-2
Houston, Texas
Texas



Yakiya Milton
Sophomore • F • 6-5
Jacksonville, Fla.
Mandarin HS



Syriah Daniels
Freshman • F/G • 6-0
Auburn, Ala.
Auburn HS



Mar'Shaun Bostic
Senior • G • 5-8
St. Louis, Mo.
Vashon HS



Taylen Collins
Graduate • F • 6-1
Muldrow, Okla.
Oklahoma State



Oyindamola Akinbolawa
Junior • C • 6-5
Lagos, Nigeria



Audia Young
R-Sophomore • G • 5-9
Tallahassee, Fla.
Florida State Univ. HS



Julia Geis
Freshman • G • 5-10
Roswell, Ga.
Blessed Trinity HS



Savannah Scott
Sophomore • C • 6-4
Conway, Ark.
Conway HS



Timya Thurman
Sophomore • C • 6-5
Linden, Ala.
Linden HS



Johnnie Harris
Head Coach (4th year)
Pine Bluff, Ark.
Arkansas Baptist (1996)



Fred Williams
Associate Head Coach
Inglewood, Calif.
Boise State (1979)



Damitria Buchanan
Associate Head Coach
Houston, Texas
Texas A&M (2010)



Ketara Chapel
Assistant Coach
Temple, Texas
Mississippi State (2017)



Alex Stewart
Assistant Coach
Norcross, Ga.
Georgia Tech (2003)



Savannah Carter
Assistant Coach
Tulsa, Okla.
Mississippi State (2015)