

ARKANSAS RAZORBACKS

GAME 14: ARKANSAS RAZORBACKS VS TENNESSEE VOLUNTEERS

Jan. 4, 2025 • Saturday • 1 pm (ET)/Noon (CT) • Knoxville, Tenn. • Thompson-Boling Arena at Food City Center/The Summit (21,678)

#23/RV ARKANSAS RAZORBACKS OVERALL SEC 11-2 0-0 John Calipari (Clarion '82) vs. Tennessee: 22-16 Collegiate: 866-264 (33rd yr)

#1/T TENNESSEE VOLUNTEERS OVERALL SEC 13-0 0-0 Rick Barnes (Lenoir-Rhyne '77) at UT: 213-101 (10th yr) Career: 817-415 (38th yr)

TV: ESPN Karl Ravech (PxP) Jimmy Dykes (Analyst) Watch ESPN RADIO: Learfield Razorback Sports Network Chuck Barrett (PxP) Matt Zimmerman (Analyst) Arkansas Gameday App SATellite RADIO: Sirius: 391 XM: 391 SXM App/Online Channel 981 MORE: Live Stats • 2024-25 Arkansas Media Guide

2024-25 SCHEDULE / RESULTS Table with columns: DATE, DAY, ARK RANK, OPP RANK AP/COACH, OPPONENT, TV, RESULT • ALL TIMES (CT)

CBS THANKSGIVING GAME Nov. 28 Thur 19/21 RV/RV vs Illinois CBS L 77 90

ESPN SEC/ACC CHALLENGE Dec. 3 Tues RV/RV -/ at Miami ESPN2 W 76 73

JIMMY V CLASSIC Dec. 10 Tues RV/RV 14/14 vs Michigan ESPN W 89 87

Dec. 14 Sat RV/RV -/ vs Central Arkansas SEC+ W 82 57

Jan. 4 Sat 23/RV 1/1 at Tennessee\* ESPN Noon

Jan. 8 Wed OLE MISS\* ESPN2 6:00 pm

Jan. 11 Sat FLORIDA\* ESPN/2 3:00 pm

Jan. 14 Tues at LSU\* SEC Network 8:00 pm

Jan. 18 Sat at Missouri\* SEC Network 5:00 pm

Jan. 22 Wed GEORGIA\* SEC Network 8:00 pm

Jan. 25 Sat OKLAHOMA\* ESPN/2/U 7:30 pm

Feb. 1 Sat at Kentucky\* ESPN 8:00 pm

Feb. 5 Wed at Texas\* ESPN2 8:00 pm

Feb. 8 Sat ALABAMA\* ESPN 7:00 pm

Feb. 12 Wed LSU\* ESPN2/U 8:00 pm

Feb. 15 Sat at Texas A&M\* ESPN/2 11:00 am

Versus Tennessee

- This will be the 49th meeting between Arkansas and Tennessee. All but four have come since Arkansas joined the SEC for the 1991-92 season.

Arkansas in SEC Openers

- Arkansas opens SEC play on Saturday by traveling to Tennessee.

Arkansas vs #1 and Top 25 Matchups

- Arkansas has only beaten the AP #1 team three times and are 3-11 all time in such games.

Cal vs #1 and in Top 25 Match-ups

- Razorback head coach John Calipari is 6-5 all-time when playing the AP #1 team, including a 0-1 record in road games.

Impressive 2nd Half vs Oakland

- Arkansas played well in the first half versus Oakland, shooting 57.1%, but only led by three (42-39) as Oakland shot 55.2%.

VS TENNESSEE: ALL SEC OVERALL ... (ARK-OPP) ... 22-26 ... 19-25

'24-25 NCAA STAT COMPARISON (Bold = Leads Conf)

STAR OF THE GAME vs OAK 24 Pts (5-8 3PT) 6 AST 0 TO

1994 NCAA CHAMPION 4 NAISMITH HALL OF FAMERS 6 FINAL FOURS 11 ELITE EIGHTS 14 SWEET SIXTEENS 31 CONF TITLES 33 ALL AMERICANS 36 NCAA BERTHS 48 NBA DRAFT PICKS 1995 NCAA RUNNER-UP

# THE RAZORBACKS

No.	Name	Pos.	Yr.	Ht.	Wt.	Hometown	High School / Previous School	Wing Span	Standing Reach	MAX Vertical
0	Jaden Karuletwa		G	Fr.	6-5	180	Sun Valley, Calif. / Village Christian HS	6-3	8-0	34"
1	Johnell "Nelly" Davis		G	Grad. Sr.	6-4	205	Gary, Ind. / 21st Century Charter HS / Florida Atlantic	6-8	8-4	32.5"
2	Boogie Fland		G	Fr.	6-2	180.	Bronx, N.Y. / Archbishop Stepinac HS	6-5.5	8-4	36"
3	Adou Thiero		F	Jr.	6-8	220	Pittsburgh, Pa. / Quaker Valley HS / Kentucky	7-0	8-9	38.5"
4	Trevon Brazile		F	Jr.	6-10	230	Springfield, Mo. / Kickapoo HS / Missouri	7-3	9-1	41"
5	Casmir "Cash" Chavis		G	Fr.	6-0	180	Minneapolis, Minn. Park Center Senior HS	-	-	-
8	Melo Sanchez		G	Jr.	6-4	185	San Diego, Calif. / Veritas Academy / Hawai'i Pacific	-	-	-
9	Jonas Aidoo		F	Grad. Sr.	6-11	240	Durham, N.C. / Liberty Heights Athletic Institute / Tennessee	7-5	9-6	28"
11	Karter Knox		F	Fr.	6-6	220.	Tampa, Fla. / Overtime Elite – RWE	6-10	8-10	38.5"
14	Ayden Kelley		G	Fr.	5-10	170	Memphis, Tenn. / Northpoint (Miss.) Christian School	6-1.5	7-7	40"
21	D.J. Wagner		G	So.	6-4	195	Camden, N.J. / Camden HS / Kentucky	6-5.5	8-3	38"
24	Billy Richmond III		F	Fr.	6-5	205	Memphis, Tenn. / Camden (N.J.) HS	6-8.5	8-8	40"
25	Kareem Watkins		G	Grad. Sr.	5-8	175	Camden, N.J. / Kingsway Regional HS / Kentucky	5-7	6-9	39"
44	Zvonimir Ivišić		F	So.	7-2	245	Vodice, Croatia / Kentucky	7-3.5	9-8	26"
45	Lawson Blake		F	Sr.	6-10	245	Fayetteville, Ark. / Fayetteville HS / Link Year (Mo.) Prep	6' 6.5"	8' 8.5"	31.0"

Head Coach: John Calipari (Clarion, 1982)

Associate Head Coach: Kenny Payne (Louisville, 2003)

Associate Head Coach: Chin Coleman (Lamar, 1997)

Assistant Coach/Recruiting Coordinator: Chuck Martin (Monmouth, 1993)

Assistant Coach/Dir. of On-Court Player Development: Brad Calipari (Kentucky, 2019)

Special Assistant to the Head Coach: Bruiser Flint (Saint Joseph's, 1987)

Basketball Assistant: Tyler Ullis (Kentucky, Dec. 2024)

General Manager: Chris Woolard (UCLA, 1997)

Director of Operations: Riley Hall (Arkansas, 2016)

Dir. of Student-Athlete Devel./Mid-South Recruiting: Ronnie Brewer (Arkansas, 2015)

Video Coordinator: Kevin Butty (San Diego State, 2020)

Chief of Staff: Lunetha Pryor

Head Athletic Trainer: Matt Townsend (Idaho, 2017)

Head Strength Coach: Dave Richardson (Louisiana-Monroe, 1989)

Graduate Assistants: Tony Hall (Arkansas Tech '21) • Darin Minniefield (Our Lady of the Lake '22) • Timajh Parker-Rivera (Towson '16) • Ray Surratt (Kentucky '24)



**0**  
Jaden **KARULETWA**  
Business



**1**  
Johnell "Nelly" **DAVIS**  
FAU '24 (Business) • pursuing 2nd  
undergrad degree in Arts & Sciences



**2**  
Boogie **FLAND**  
Arts & Sciences



**3**  
Adou **THIERO**  
Communications



**4**  
Trevon **BRAZILE**  
Communications



**John CALIPARI**  
Head Coach



**Kenny PAYNE**  
Associate Head Coach



**5**  
Casmir "Cash" **CHAVIS**  
Recreation & Sport Management



**8**  
Melo **SANCHEZ**  
Communications



**9**  
Jonas **AIDOO**  
Tennessee '24 (Journalism &  
Electronic Media) • pursuing 2nd  
undergrad degree in Arts & Sciences



**11**  
Karter **KNOX**  
Communications



**14**  
Ayden **KELLEY**  
Business



**Chin COLEMAN**  
Associate Head Coach



**Chuck MARTIN**  
Assistant Coach/  
Recruiting Coordinator



**21**  
D.J. **WAGNER**  
Communications



**24**  
Billy **RICHMOND III**  
Communications



**25**  
Kareem **WATKINS**  
Kentucky '24 (Finance) • pursuing  
Master's in Adult & Lifelong Learning



**44**  
Zvonimir **IVIŠIĆ**  
Communications



**45**  
Lawson **BLAKE**  
Exercise Science (Pre-Med)



**Brad CALIPARI**  
Assistant Coach / Director of On-  
Court Player Development



**Bruiser FLINT**  
Special Assistant to  
the Head Coach



**Tyler ULLIS**  
Basketball Assistant



**Chris WOOLARD**  
General Manager



**Riley HALL**  
Director of Operations



**Ronnie BREWER**  
Director of Student-Athlete Develop-  
ment & Mid-South Recruiting



**Kevin BUTTY**  
Video Coordinator



**Dave RICHARDSON**  
Head Strength & Conditioning Coach



**Matt TOWNSEND**  
Head Athletic Trainer

^ Arkansas had 12 assists on 19 made baskets .... Oakland had 3 assists on 8 made baskets  
 ^ Arkansas blocked 8 shots, six by Trevon Brazile

### Triple Threat

• In the first two games, Arkansas struggled from 3-point range, and, despite its improvement, many still see the Razorbacks' 3-point shooting as a weakness.

• Arkansas was just 6-of-24 (25%) from deep versus NC A&T but rallied for its second-best 3-point effort of the season, going 10-of-22 (45.5%).

^ **GAMES 1-2 from 3PT**                    **9-of-39**    **23.1%**

^ **GAMES 3-11 from 3PT**                **80-of-200** **40.0%**

^ **GAME 12 from 3PT**                    **6-of-24**    **25.0%**

^ **GAMES 13 from 3PT**                  **10-of-22**   **45.5%**

- Arkansas has shot over 39% from 3-point in 7 times this season.

- Here is a breakdown of the Hogs' ascension in the rankings for 3PT%.
- ^ After GMS 1-2 (Nov. 11)                23.1%        337th NCAA / 15th SEC
- ^ After GMS 3-5 (Nov. 25)                35.5%        131st NCAA / 7th SEC
- ^ After GMS 6-7 (Dec. 2)                 34.8%        144th NCAA / 9th SEC
- ^ After GMS 8-9 (Dec. 9)                 36.2%        93rd NCAA / 6th SEC
- ^ After GMS 10-11 (Dec. 16)              37.2%        62nd NCAA / 6th SEC
- ^ After GM 12 (Dec. 21)                 36.1%        82nd NCAA / 7th SEC
- ^ **After GM 13 (Dec. 30)**                 **36.8%**       **58th NCAA / 3rd SEC**

### ... And Pretty Good Shooting Overall

• Arkansas ranks **4th in the NCAA** (which is 2nd in the SEC behind Texas at 51.7%) **in overall field goal percentage at 50.8% while ranking 14th in the NCAA (3rd SEC) in effective FG% (58.3%).**

^ **Arkansas has shot at least 50% from the field in five straight games** and eight times this year.

^ Arkansas is coming off its best shooting performance of the year versus Oakland, shooting 63.3%.

^ Versus UCA in North Little Rock (Dec. 14), Arkansas shot 60% (33-of-55) from the field as **the starting five combined to shoot 71.8% (28-of-39) from the field.**

### Less of a Threat

• Arkansas is holding its opponents to 28.9% shooting from 3-point range. **As good as that sounds, it ranks 8th in the SEC and 36th in the NCAA.**

• The Razorbacks have held 8 of their 13 opponents below 30% from 3-point range this season, including four of the last five games. **NOTE: An eighth team, Miami, only shot 31% (9-of-29) from 3-point.**

^ Baylor	7-24	29.2%	^ Troy	3-19	15.8%
^ Little Rock	6-22	27.3%	^ UMES	4-26	15.4%
^ UTSA	7-24	29.2%	^ UCA	7-28	25.0%
^ NC A&T	4-22	18.2%	^ OAK	2-17	11.8%

### Who's Hot

• **JONAS AIDOO** only played 15:39 against Oakland due to illness. However, in his last "healthy" game, Aidoo had 17 points and 11 rebounds for his 10th career double-double and first as a Razorback. For good measure, he added three blocked shots.

^ Aidoo battled injury early in the season and even missed three games. Since entering the starting lineup (4 games), Aidoo has been impressive ... **THE "NEXT 4 GMS" DOES NOT INCLUDE OAKLAND**

AIDOO	G/GS	MIN / AVG	FG	Pct	3PT	FT	O-D = REB	AVG	A	BLK	ST	PTS/AVG
1st 5 GMS	5/0	43 / 8.6	4-9	.444	0-0	0-0	2-7 = 9	1.8	0	0	1	8 / 1.6
<b>Next 4 GMS</b>	<b>4/4</b>	<b>100 / 25.0</b>	<b>19-34</b>	<b>.559</b>	<b>0-1</b>	<b>11-15</b>	<b>10-19 = 29</b>	<b>7.3</b>	<b>4</b>	<b>9</b>	<b>4</b>	<b>49 / 12.3</b>

• **BOOGIE FLAND**, scored a season-best 24 points versus Oakland and recorded his first career double-double with 12 points and 11 rebounds against NC A&T. Prior to that, he was named SEC Freshman of the Week.

^ **Fland has at least five assists in six straight games.**

^ **Fland only scored 6 points (2-of-11 shooting) versus UTSA. Over his last four games.....**

FLAND	G/GS	MIN / AVG	FG	Pct	3PT	Pct	FT	REB	AVG	A	ST	PTS/AVG
<b>Last 4 GMS</b>	<b>4/4</b>	<b>143 / 25.8</b>	<b>27-55</b>	<b>.491</b>	<b>10-25</b>	<b>.400</b>	<b>8-9</b>	<b>11</b>	<b>2.8</b>	<b>33</b>	<b>8</b>	<b>72 / 18.0</b>

• **TREVON BRAZILE** had a career-high six blocked shots versus Oakland, just missing an double-double with 9 pts and 8 rebs. Prior to that, had 11 points and a season-high nine rebounds while adding three blocked shots and tying his career high with three assists. Like Aidoo, Brazile has been equally impressive of late.

BRAZILE	G/GS	MIN / AVG	FG	Pct	3PT	Pct	FT	O-D = REB	A	BLK	ST	PTS/AVG
<b>Last 4 GMS</b>	<b>4/1</b>	<b>99 / 24.8</b>	<b>19-27</b>	<b>.704</b>	<b>2-8</b>	<b>6-12</b>	<b>9-21 = 30</b>	<b>7.5</b>	<b>6</b>	<b>15</b>	<b>3</b>	<b>46 / 11.5</b>

• **KARTER KNOX** has started the last two games and is producing at a high level over the last five games.

KNOX	G/GS	MIN / AVG	FG	Pct	3PT	Pct	FT	REB	AVG	A	ST	PTS/AVG
<b>Last 5 GMS</b>	<b>5/2</b>	<b>105 / 21.0</b>	<b>18-31</b>	<b>.581</b>	<b>7-16</b>	<b>11-13</b>	<b>1-15 = 16</b>	<b>3.2</b>	<b>7</b>	<b>1</b>	<b>2</b>	<b>54 / 10.8</b>

• **DJ WAGNER** may be Arkansas' most consistent player during its current six-game winning streak.

WAGNER	G/GS	MIN / AVG	FG	Pct	3PT	Pct	FT	REB	AVG	A	ST	PTS/AVG
<b>Last 6 GMS</b>	<b>6/6</b>	<b>205 / 34.2</b>	<b>27-55</b>	<b>.491</b>	<b>11-22</b>	<b>.500</b>	<b>3-4</b>	<b>21</b>	<b>3.5</b>	<b>21</b>	<b>5</b>	<b>68 / 11.3</b>

### Fland Named SEC Freshman of the Week (Dec. 16)

• Boogie Fland led Arkansas in both scoring and assists in victories over #14 Michigan and UCA to earn SEC Freshman of the Week honors.

• Fland averaged 18.0 points, 8.0 assists and 3.5 steals in the two wins.

• First, Fland excelled as he returned to his hometown and was able to play in historic Madison Square Garden for the first time. He scored 20 points with seven assists, against just one turnover, and two steals in the win. More specifically, **Fland scored 16 of his 20 points and dished out five of his seven assists as Arkansas turned a 15-point deficit into an 18-point lead.** Overall, Arkansas out-scored Michigan 57-24 over a 15:51 span to take that 18-point lead.

• Versus UCA, Fland had 16 points, a career-high nine assists, a career-high five steals and five rebounds. He set the tone early with back-to-back steals and layups to put the Razorbacks up 22-7. He finished the first half with 13 points to give Arkansas a 46-28 lead at the break. In the second half, Fland only took three shots, making a 3-pointer, and had six assists in the period. Fland became the first Razorback since Kareem Reid in 1997 to have at least 13 points, seven assists, five steals and five rebounds in a game.

## A COMPARISON

### Coach Cal & Arkansas Histories

	CALIPARI		ARKANSAS	
	32 yrs - (15 yrs SEC)		101 yrs - (33 yrs SEC)	
National Championships	1 (1)		1 (1)	
National Runners-Up	2 (1)		1 (1)	
Final Fours	6 (4)		6 (2)	
Elite 8	12 (7)		11 (4)	
Sweet 16	15 (8)		14 (7)	
All-Americans	24 (14)		33 (11)	
NCAA Berths	23 (12)		36 (18)	
Conf Reg-Season Titles	18 (6)		26 (4)	
Conf Tourney Titles	15 (6)		7 (1)	
NBA Draft Picks	61 (50)		44 (17)	
NBA 1st Rd Picks	43 (37)		15 (10)	
As AP #1 Team	<b>110-13</b> (69-8)		16-4 (15-3)	
As a AP Top 5 Team	<b>299-37</b> (162-24)		109-23 (43-7)	
Vs AP #1 Team	6-6 (3-3)		3-11 (2-6)	
In AP Top 25 Matchups	89-66 (60-41)		48-52 (28-30)	

### A Boogie Down Production

- This is a test of you old school rap knowledge 'cause Bronx keeps creating it.
- Razorback and Bronx native Boogie Fland is emerging as one of, if not the, top freshman point guards in the country.

#### 1. LEADS ALL NCAA FRESHMEN IN ASSISTS AT 6.15

- ^ ranks 18th in the NCAA overall in assists
- ^ The next closest NCAA frosh is BYU's Egor Demin
- He ranks 28th overall at 5.88
- ^ **ranks 2nd in the SEC in assists per game**

#### 2. LEADS ALL NCAA FROSH IN A/TO RATIO AT 3.33

- ^ ranks 18th in the NCAA overall in assist/turnover ratio
- ^ Fland has 80 assists and 24 turnovers for the season
- ^ The next closest NCAA frosh is Utah St's Jordy Barnes
- He ranks 26th overall at 3.21
- ^ **ranks 2nd in the SEC in assist/turnover ratio**

#### 3. Has 5+ assists in six straight games

- ^ 46 assists over the last 6 games with just 9 turnovers
- ^ Has 6+ assists in 10 of 13 games this year
- Has 7 assists 5x, 6 3x, 9 once and 10 once
- ^ Last Razorback with 5+ assists in 6-straight games was Jalen Harris' in the 2018-19 season
- ^ If Fland gets 5+ assists vs Tennessee, it will mark tie for the sixth-best streak in school history. The top 5 streaks are 19 by Jabril Durham (2015-16), 12 by Corey Beck (1994-95), 11 by Kareem Reid (1995-96), 10 by Courtney Fortson (1008-09) and 7 by Kareem Reid (1996-97).

#### 4. Is the only player in the SEC to rank in the top 15 in:

- ^ Assists                    2nd            6.15
- ^ Assist/TO Ratio        2nd           3.33
- ^ Scoring                 13th         15.92
- ^ Steals                    15th         1.69



## FAMILY AFFAIR

• Coach Calipari likes to describe his teams as family. This year, he has taken that to a new level as five Razorbacks had either their dad or brother also play for Coach Calipari.

### Karter Knox

• His brother, Kevin, played for Coach Cal at Kentucky  
^ Kevin was the 2018 SEC Freshman of the Year  
^ Kevin was 1st team All-SEC  
^ Kevin was the 9th pick in the 2018 NBA Draft

### Adou Thiero

• His father, Almamy, played for Coach Cal at Memphis  
^ "Al" was a member of the Tigers from 2002-06

### D.J. Wagner (Kareem Watkins)

• His father, Dajuan, played for Coach Cal at Memphis  
^ Dajuan is also the stepfather of **Kareem Watkins**  
^ Dajuan was an All-American and 1st team All-CUSA in 2002  
^ Dajuan was a "1-and-done" at Memphis and was the 6th pick in the 2002 NBA Draft  
^ D.J.'s grandfather, **Milt Wagner**, was a college teammate at Louisville of **Kenny Payne** and the two won a national championship in 1986.

### Billy Richmond III

• His father, Billy Jr., played for Coach Cal at Memphis  
^ Billy Jr., was a member of the Tigers from 2002-04

### Ayden Kelley

• His father, Antonio Burks, played for Coach Cal at Memphis  
^ Antonio was with the Tigers from 2001-04  
^ Antonio was 2004 CUSA Player of the Year and two-time All-CUSA selection  
^ Antonio was a 2nd Rd NBA Draft pick in 2004



Coach Calipari with Karter Knox (above) and Kevin Knox (below).



## Second Effort

• Arkansas won three straight games (Miami, UTSA and Michigan) despite trailing at halftime.  
^ **At Miami**, the Hurricanes scored first, Arkansas briefly tied it at 3-3 then the 'Canes led from 16:47 in the first half until Arkansas tied the game with 2:25 left. The Hogs then took its first lead with 1:47 left and led the rest of the way.  
^ **Vs UTSA**, Arkansas scored first. The Roadrunners used an 11-0 run to lead with 4:55 left in the first half. Arkansas opened the second half with an 8-0 run, tied the game with 18:27 left and took a lead with 16:36 left, a lead the Hogs would not surrender. NOTE: Arkansas did trail at the half, but led for 24:54, compared to UTSA leading for 6:15 and the game was tied for 8:57.  
^ **Vs Michigan**, Arkansas scored first and led five minutes into the game before Michigan used a 12-0 run to take a 15-point lead midway through the first half. Arkansas made a dent in the deficit to trail by four (49-45) at halftime. Arkansas opened the second half 33-11 to start the second half, grabbed an 18-point lead and never surrendered it.

• **Arkansas has out-scored its opponent in the second half in all 13 games.**

• **Arkansas has out-scored its opponent 549-410 (+139) second half ... compared to 524-441 (+83) in the first half.**

• Arkansas second half offensive stats are considerably better than its first half stats. **MORE IMPORTANTLY**, Arkansas' defense is considerably better in the second half compared to the first.

ARKANSAS	FG	3PT	FT	REBS	AST	TO	BLK	STL	PTS
• 1st Half	50.6% (204-403)	31.2% (44-141)	80.0% (72-90)	17.2 (224)	108	82	29	63	40.3 (524)
• 2nd Half	<b>52.5% (198-377)</b>	<b>42.4% (61-144)</b>	<b>67.6% (92-136)</b>	<b>19.0 (247)</b>	<b>111</b>	<b>75</b>	<b>45</b>	<b>47</b>	<b>42.2 (549)</b>

OPPONENT	FG	3PT	FT	REBS	AST	TO	BLK	STL	PTS
• 1st Half	43.4% (164-376)	32.5% (52-160)	72.6% (61-84)	14.9 (194)	76	91	14	48	33.9 (441)
• 2nd Half	<b>38.3% (152-397)</b>	<b>25.3% (41-162)</b>	<b>65.7% (65-99)</b>	<b>16.2 (210)</b>	<b>65</b>	<b>93</b>	<b>14</b>	<b>37</b>	<b>31.5 (410)</b>

• In the six games Arkansas has trailed at the half, the Razorbacks "won" the second half and won 4 of the 6 games

Opponent	Largest UA Deficit, Score at Halftime	2nd Half Score	Final Score
Baylor	by 11 at 7:46 1st, UA Trailed 42-33	ARK "won" 34-30	L, 72-67
Troy	by 6 at 13:58, UA Trailed 27-26	ARK "won" 39-22	W, 65-49
Illinois	by 17 at 1:01 1st, UA Trailed 49-34	ARK "won" 43-41	L, 90-77
Miami	by 11 at 7:33 1st, UA Trailed 40-32	ARK "won" 44-33	W, 76-73
UTSA	by 8 at 0:25 1st, UA Trailed 32-27	ARK "won" 48-28	W, 75-60
Michigan	by 15 at 8:58 1st, UA Trailed 49-45	ARK "won" 44-38	W, 89-87

## Hogs Score 57 Points in 16 Minutes vs Michigan

• Arkansas got off to a good start versus Michigan before the Wolverines went on a 24-6 run (with a 12-0 spurt and UM making 11-of-11 field goals at one stretch) to lead by 15 (29-14) with 8:58 left in the first half. Michigan also led by 15 (31-16) with 8:31 left and **led by 15 (36-21) with 6:27 left.**

• From that point in the first half, **Arkansas out-scored Michigan 57-24 over the next 15:51 to take an 18-point lead (78-60)** with 10:15 left in the game.

^ Arkansas out-scored UM 33-11 to start the second half, including a 12-0 spurt to open the period, to take the 18-point lead.

^ Boogie Fland scored 16 points with five assists in the overall run.

^ Arkansas forced 10 UM turnovers in the first 10 minutes of the 2nd half.

## Two Steps Forward, One or Two Steps Back....

• Trevon Brazile (rolled ankle) missed the Pacific and Little Rock games and only played 12 minutes vs UMES.

• Jonas Aidoo (offseason foot surgery) played a grand total of 20 minutes in the first three games combined then missed the Pacific, Little Rock and UMES games.

^ Brazile and Aidoo started the game versus UCA and combined for 24 points, 11 rebounds and seven blocked shots.

• **THEN**, Zvonimir Ivusic only played 13:29 at Miami and did not play at all in the UTSA win after spraining his ankle in a practice leading up to the Miami game. He gave Arkansas 8:38 minutes versus Michigan, hitting a 3-pointer and dishing out two assists.

• **THEN**, Adou Thiero was battling severe illness, but still played 21:49 with 13 points with four rebounds in the win over Michigan. The next game, Thiero dressed but did not play versus UCA.

• **THEN**, Aidoo, Brazile, Ivusic and Thiero were healthy for NC A&T only to see Johnell Davis sit the A&T and Oakland games to rest a sore right wrist.

## Few Whistles

• Arkansas is playing good defense without fouling.

^ Arkansas ranks **2nd in the SEC / 25th in the NCAA in fewest fouls/gm (14.4).**

^ **Arkansas only committed one foul in the first half vs UTSA and was only whistled seven times total for the game.**

^ Arkansas committed just 11 fouls vs Lipscomb, 11 vs Troy and 10 vs UMES.

• **FIVE TIMES, opponents attempted single-digit free throws**

^ Lipscomb: 7-of-9 FT Troy: 4-of-7 FT UMES 3-of-8 FT Miami: 6-of-8 FT UTSA 5-of-5 FT

• **Overall, opponents are averaging just 9.7 FT makes and 14.1 FT attempts.**

## Who'd a Thank It

• Arkansas is 2-0 this year when its opponent shoots 50% or better from the field.

• Arkansas is 2-1 when its opponent shoots 40% or better from 3-point range.

## Block Party

• Arkansas has blocked at least five shots eight times this season and **ranks 13th nationally in blocked shots**, averaging 5.7 per game.

^ Arkansas had 11 rejections vs Troy, 10 versus Oakland and nine each versus both UCA and NC A&T.

^ **Arkansas has 28 blocked shots in the last 3 games (9 vs UCA, 9 vs NC A&T and 9 vs Oakland)**

• Individually...

^ Jonas Aidoo and Trevon Brazile each blocked three shots versus NC A&T.

- **Brazile has 14 blocked shots over the last 3 games including a career-high 6 vs Oakland and 5 versus UCA**

**Brazile has jumped to 6th in the SEC / 44th in the NCAA in blocked shots (1.82)**

- **Aidoo has 10 blocked shots over the last 5 games including at least two in 4 of the 5.**

^ Zvonimir Ivusic has blocked at least one shot in 10 of his 12 games and **ranks 25th in the NCAA / 2nd SEC in blocked shots with an average of 2.0 per game.**

^ He blocked five shots vs Troy and had three each vs Lipscomb, Pacific and UMES.

^ Only blocked two shots versus Illinois, but both came in attempts from his twin brother Tomislav.

## Much Adou About Something

- In his 12 games at Arkansas, Adou Thiero is already having a career year.
- He tied or set career highs in every stat (but rebounding and blocked shots) in 9 of his 10 "healthy" games this year. He has also led the team in scoring six times, rebounding six times, steals five times, blocked shots twice and assists once.

### ^ Career highs in:

- **POINTS:** Set career high with 26 points vs Illinois and tied that vs UTSA
- **FIELD GOALS:** Set career highs with 10 FG made and 15 FGA vs Baylor
- **3-POINTERS:** Tied career highs with 2 3FG and 4 3FGA vs Troy and Baylor
- **FREE THROWS:** Set career highs with 12 FT made and 21 FTA vs Illinois
- **ASSISTS:** Set career high with 5 assists vs UMES and backed it up with five at Miami only to set a new high of six vs Oakland
- **STEALS:** Set career high with 6 steals vs Little Rock
- **MINUTES:** Set career high with 37:41 minutes played at Miami
- ^ **Been a team leader** in scoring five times, steals five times and rebounding five times.

- In 12 games at Arkansas, he is destroying what he did in 45 games over two years at Kentucky.

	45 gms @ UK	12 gms at ARK						
Scored 16 points or more	0	7						
Scored Double-Digits	5	10						
Had 6 or more Rebounds	11	7						
Had 5+ Assists	0	3						
Had 3+ Steals	1	5						
Dunks	25	23						
	FG	3PT	FT	REB AVG	AST	BLK	STL	POINTS
45 gms at UK	75-161 (.466)	10-31 (.323)	57-88 (.761)	3.6	36	33	26	227
12 gms at ARK	77-124 (.621)	6-23 (.261)	54-77 (.701)	5.8	26	9	24	214
								5.0 ppg
								17.8 ppg

## Nation's Top Frosh Helpers

- Fland is 18th in the NCAA in assists to lead all freshmen and rank 2nd in the SEC overall

#1 Fr. (#18 NCAA)	Boogie Fland (Arkansas)	6.15 avg	80 Assists/24 TO	15.92 ppg
#2 Fr. (#28 NCAA)	Egor Demin (BYU)	5.89 avg	53 Assists/24 TO	12.22 ppg
#3 Fr. (#41 NCAA)	Robert Wright (Baylor)	5.42 avg	65 Assists/23 TO	13.08 ppg
#4 Fr. (#44 NCAA)	Kasparas Jakucionis (Illinois)	5.33 avg	64 Assists/46 TO	16.33 ppg
#5 Fr. (#101 NCAA)	Jeremiah Fears (Oklahoma)	4.46 avg	58 Assists/48 TO	18.08 ppg

• **VS ILLINOIS:** Fland had 1 assist and 2 turnovers  
Jakucionis had 4 assists and 5 turnovers

• **VS BAYLOR:** Fland had 7 ASSISTS with ZERO TURNOVERS  
Wright had 2 assists and 2 turnovers

## #2 is 2nd in Assists, But is THE ONLY Player in the SEC to....

- Boogie Fland is the only player in the SEC to rank among the top 15 in scoring, assists, steals and assist/turnover ratio. Three other players meet 3 of the 4 criteria.

	PTS	ASTS	STLS	A/TO
<b>Boogie Fland, AR</b>	<b>13th (15.92)</b>	<b>2nd (6.15)</b>	<b>15th (1.69)</b>	<b>2nd (3.33)</b>
Zakai Zeigler, UT	--	1st (8.08)	13th (1.77)	6th (2.44)
Jeremiah Fears, OK	5th (18.08)	4th (4.46)	7th (2.23)	--
Wade Taylor IV, A&M	15th (15.92)	3rd (5.00)	--	10th (2.31)

- Fland also ranks 11th in the SEC in FT% (.833) and 2nd in minutes (33.59)

## Boogie Wonder-Fland

- Boogie Fland started his freshman season in fine fashion. He was THE ONLY Razorback
  - ^ to score in double figures in each of the first 6 games. 17 LIP • 17 BAY • 12 TROY • 20 PAC • 21 LR • 16 UMES
  - ^ to make a 3-pointer in each of the first 6 games. 1 LIP • 3 BAY • 2 TROY • 2 PAC • 3 LR • 2 UMES
  - ^ to have at least three assists in each of the first 6 games. 3 LIP • 7 AY • 7 TROY • 3 PAC • 7 LR • 6 UMES
- Then, he **struggled versus Illinois** going 2-of-12 from the field (0-of-3 3PT) and just one assist.
- Undaunted, Fland was the hero in the Miami win.**
  - ^ Scored a team-best 18 points (making a season-best 4-of-9 from 3PT), led the team with 6 assists and added 4 rebounds,
  - ^ With Arkansas down two (71-69), Fland scored the Hog's final seven points and grabbed two rebounds to secure the win.
    - First, hit two free throws to tie the game at 71
    - Next possession, got a defensive rebound and drained a 3-pointer on the other end for a 74-71 lead
    - After a Miami basket, Fland answered with a jumper off the left elbow to provide the eventual final of 76-73.
    - On the next possession, Miami missed and Fland got the defensive rebound
- Fland was just 3-of-13 from the field versus for six points versus UTSA, but had seven assists and six rebounds.
- ONCE AGAIN, Fland bounced back** in his return home (and first time playing in Madison Square Garden) he **led Arkansas to the win over Michigan**. He scored a **game-high 20 points with seven assists**. Later, he had 16 points with career-highs in assists (9) and steals (5) in the win over UCA to be named **SEC FRESHMAN OF THE WEEK**.
- Over the last two games, Fland produced a double-double (12 pts and 11 assists) vs NC A&T and scored a career-high 24 points versus Oakland. He has 17 assists with two turnovers over the last two games.**

## Nelly: It's Getting Hot In Here

- Johnell "Nelly" Davis is on numerous Player of the Year lists. He has had a good season despite outsiders seeing him averaging just 9.2 points and shooting "just" 38.8% from 3-point.
- Davis battled a right wrist injury prior to the season and did get off to a slow start, but he is heating up over the last four.
  - GMS 1-5 4-of-18 (22.2%) from 3-point**      **OVERALL FG: 16-of-40 (40.0%)**
  - GMS 6-11 15-of-30 (50.0%) from 3-point**      **OVERALL FG: 21-of-40 (52.5%)**
- Davis sat out GAMES 12 and 13 (NC A&T and Oakland) to further rest his wrist.

## Ivisic Makes NCAA History

- Zvonimir Ivisic made NCAA history in the win over Troy when he became the **first player in recorded history to make six 3-pointers, have five blocked shots and have three steals in a single game** - via Jonathan Wesserman (@NBADraftWass)
- Ivisic tied for the team lead with a career-high 19 points (going a career-high 6-of-7 from 3-point range) while adding career highs in both blocked shots (5) and steals (3).
- Ivisic played a key role in the Hogs second half dominance, out-scoring Troy 39-22 to erase a one-point halftime deficit.
  - ^ Scored 16 of his 19 points in the second half.

## NBA OPENING DAY ROSTERS

- For the second year in a row, a program-best 11 Razorbacks are on the 2024-25 NBA opening day rosters.
- Last year, the 11 #ProHogs were the most Razorbacks in the NBA in the same season. The previous best was nine players in the 1992-93 season and 1995-96 season.
- Arkansas is one of eight NCAA programs to have at least 11 players on NBA opening day rosters. Arkansas is also second among SEC programs.
- In addition to the 11 #ProHogs, Razorback head coach John Calipari has an NBA-best 29 players on NBA opening day rosters.

### RAZORBACKS ON OPENING DAY ROSTERS (11)

- #0 Anthony Black, Orlando Magic
- #14 Ricky Council IV, Philadelphia 76ers
- #21 Daniel Gafford, Dallas Mavericks
- #11 Isaiah Joe, Oklahoma City Thunder
- #8 Mason Jones, Sacramento Kings - two-way contract
- #4 Moses Moody, Golden State Warriors
- #9 Bobby Portis, Milwaukee Bucks
- #8 Nick Smith Jr., Charlotte Hornets
- #17 Stanley Umude, Milwaukee Bucks - two-way contract
- #27 Jordan Walsh, Boston Celtics
- #6 Jaylin Williams, Oklahoma City Thunder

### CALIPARI PLAYERS ON OPENING DAY ROSTERS (29)

- #13 Bam Adebayo, C/F, Miami Heat
- #1 Devin Booker, G, Phoenix Suns
- #4 Brandon Boston, G, New Orleans Pelicans - two-way contract
- #3 Anthony Davis, F/C, Los Angeles Lakers
- #4 Rob Dillingham, G, Minnesota Timberwolves
- #19 Justin Edwards, SF, Philadelphia 76ers - two-way contract
- #5 De'Aaron Fox, G, Sacramento Kings
- #2 Shai Gilgeous-Alexander, G, Oklahoma City Thunder
- #14 Tyler Herro, G, Miami Heat
- #22 Isaiah Jackson, F, Indiana Pacers
- #0 Keldon Johnson, F/G, San Antonio Spurs
- #7 Chris Livingston, F, Milwaukee Bucks
- #41 Trey Lyles, F, Sacramento Kings
- #0 Tyrese Maxey, PG, Philadelphia 76ers
- #0 Malik Monk, G, Sacramento Kings
- #27 Jamal Murray, G, Denver Nuggets
- #5 Immanuel Quickley, G, Toronto Raptors
- #30 Julius Randle, F/C, Minnesota Timberwolves
- #12 Antonio Reeves, G, New Orleans Pelicans
- #4 Nick Richards, C, Charlotte Hornets
- #17 Shaedon Sharpe, G, Portland Trail Blazers
- #15 Reed Sheppard, G, Houston Rockets
- #00 Jacob Toppin, F, New York Knicks - two-way contract
- #32 Karl-Anthony Towns, C/F, New York Knicks
- #44 Oscar Tshiebewe, F/C, Utah Jazz - two-way contract
- #2 Jarred Vanderbilt, F, Los Angeles Lakers
- #22 Cason Wallace, G, Oklahoma City Thunder
- #25 PJ Washington, F, Dallas Mavericks
- #23 TyTy Washington, Phoenix Suns - two-way contract

### MOST NBA PLAYERS ON OPENING DAY ROSTER (including 2-way)

1.	Kentucky (Cal's Players)	29
2.	Duke	24
3.	UCLA	14
4.	Arizona	12
5.	<b>Arkansas</b>	<b>11</b>
	Kansas	11
	Gonzaga	11
	USC	11

### SEC ONLY

1	Kentucky (Cal's Players)	29
2	<b>Arkansas</b>	<b>11</b>
3	Texas	10
4	Alabama	7
	LSU	7
	Tennessee	7
7	Texas A&M	5
	Vanderbilt	5
9	Auburn	4
	Florida	4
	Missouri	4
12	Georgia	3
	Oklahoma	3
14	South Carolina	2
15	Ole Miss	0
	Mississippi State	0

## PRESEASON HONORS

### JOHNELL DAVIS

- John R. Wooden Award Preseason Top 50 Watch List
- 1 of 50 on Lute Olson Player of the Year Watch list
- 1 of 20 on NABC Division I Player of the Year Watch List
- 1 of 50 on Naismith Trophy Player of the Year Watch List
- 1 of 20 on Jerry West Shooting Guard of the Year Watch List
- All-America (3rd Team) by CBS Sports
- All-America (3rd Team) by Sports Illustrated
- All-America (3rd Team) by Fox Sports
- All-America (received votes) by AP \*
- All-American (received votes) by The Athletic
- All-SEC (2nd Team) by SE C Media
- All-SEC (2nd Team) by SEC Coaches
- All-SEC (2nd Team) by USA TODAY Sports Network
- #1 overall transfer by On3
- #1 "Impact Transfer" by Field of 68
- #2 overall transfer by NCAA.com
- #2 player in the CBS Sports transfer rankings
- 1 of 30 "Impact Transfers" by College Hoops Today
- #22 on ESPN List of Top 100 Players for 2024-25
- #49 on CBS Sports List of Top 100 Players for 2024-25
- \* - AP only lists 1st team and those who received votes

### JONAS AIDOO

- 1 of 20 on Kareem Abdul-Jabbar Center of the Year Watch List
- All-SEC (2nd Team) by Media
- All-SEC (2nd Team) by Coaches
- All-SEC (2nd Team) by USA TODAY Sports Network
- #10 overall transfer by On3
- #11 player in the CBS Sports transfer rankings
- #23 "Impact Transfer" by Field of 68
- 1 of 30 "Impact Transfers" by College Hoops Today
- #59 on CBS Sports List of Top 100 Players for 2024-25
- #64 on ESPN List of Top 100 Players for 2024-25

### D.J. WAGNER

- 1 of 30 "Impact Transfers" by College Hoops Today
- #38 player in the CBS Sports transfer rankings
- #92 on ESPN List of Top 100 Players for 2024-25

### ADOU THIERO

- #70 player in the CBS Sports transfer rankings

### BOOGIE FLAND

- 1 of 20 on Jerry West Shooting Guard of the Year Watch List
- #8 "Impact Freshman" by Field of 68

### KARTER KNOX

- #9 "Impact Freshman" by Field of 68

^ Was 5-of-6 from the field - all 3-pointers in the period.

^ Four of his blocked shots and two of his steals came in the second half.

### Ivisic Is 1 of 5 Players in the NCAA Have 20-20

- Only five players in the NCAA have at least 20 blocked shots and have made at least 20 3-pointers. A total of 92 players in the NCAA have at least 20 blocked shots.

20-20 Club	3's Made	Blks
Zvonimir Ivisic, Arkansas	20-44	24
Connor Withers, Bryant	33-91	24
Rasheer Fleming, Saint Joseph's	25-61	22
Alex Karaban, UConn	36-84	20
Jevon Porter, LMU	20-74	20

### Just a Minute ... Or 30-Plus

- Razorback guards D.J. Wagner and Boogie Fland rank 1st and 2nd in the SEC in minutes played.
- ^ Wagner ranks 1st in the SEC at 33:45 minutes per game
- ^ Fland ranks 2nd in the SEC at 33:35 minutes per game
- ^ Wagner has played over 30 minutes in 12 of 13 games with the lone exception being the blowout win over UMES.
- ^ Fland has played over 30 minutes in 11 of 13 games with the exceptions being UMES and Illinois.

### PLAYING 20 MINUTES OF A HALF



- Both Fland and Wagner played all 20 minutes of the second half versus Baylor.
- Fland also played all 20 minutes of the second half vs Little Rock and all 20 of the second half vs Michigan
- Johnell Davis played all 20 minutes of the second half vs Lipscomb.
- Adou Thiero played all 20 minutes of the second half versus Troy.
- Thiero played all 20 minutes of the second half vs Illinois.

### 1-2 ... and 21 ... Punch

- Kansas head coach Bill Self said – after Arkansas' 85-69 victory over the Jayhawks in a charity exhibition game – that Razorback guards #1 Johnell Davis, #2 Boogie Fland and #21 D.J. Wagner, **"THAT'LL BE THE BEST TRIO OF GUARDS WE PLAY AGAINST THIS YEAR."**
- Miami's Jim Larranaga said of Fland, **"Boogie Fland's a pro. You can see that as a freshman. He really plays terrific at both ends, plays really hard."**
- UTSA's Austin Claunch: **"[Boogie] Fland and [D.J.] Wagner are a handful downhill."**

### Hogs (and Calipari) Beat Miami in SEC/ACC Challenge

- Arkansas improved to 2-0 in the SEC/ACC Challenge thanks to a 76-73 win at Miami on Tuesday.
- ^ The Razorbacks never led until Boogie Fland drained a 3-pointer with 1:47 left in the game for a 74-71 cushion. (Note: Fland also made two free throws to tie the game at 71 and later, up one (74-73) hit a jumper to provide the final score of 76-73.)
- ^ The win helped the SEC go 14-2 in the 2024 Challenge.
- Last year, Arkansas defeated then #7 Duke, 80-75, in Bud Walton Arena for the inaugural SEC/ACC Challenge.
- John Calipari also improved to 2-0 in the Challenge. Specifically, he improved to 2-0 versus Miami in the Challenge. Last year, Coach Cal led then #12 Kentucky to a 95-73 win over then #8 Miami in Rupp Arena.



## RAZORBACK RECRUITING CLASS OF 2025

### Darius Acuff Jr.

6-2, 180, G || Detroit, Mich. || IMG Academy (Fla.)

Publication	Rating	National	Position	State
247Sports	★★★★★	5	1 PG	2 FLA
ESPN	★★★★★	8	1 PG	1 MICH
On3 Composite	★★★★★	9	1 PG	2 FLA
247 Composite	★★★★★	12	2 PG	3 FLA
Rivals	★★★★★	13	4 PG	-
On3	★★★★★	22	4 PG	4 FLA

- Named to the 2024-25 Jersey Mike's Naismith Trophy Boys High School Player of the Year Top Watch List (1 of 50)
- Listed 12th on the 2026 NBADraft.net Mock Draft and 14th on NBADraftRoom.com.
- 2024-25 Preseason MaxPreps 2nd team All-America.
- 2024 FIBA Men's U18 AmeriCup: Tournament MVP and named to the All-Star Five ... Led the USA to a gold medal ... Averaged 17.8 points, 4.7 rebounds, and 4.0 assists ... In the championship game against Argentina, scored 26 points, had nine assists, six rebounds, and three steals.
- #11 on the USA TODAY High School Sports basketball rankings: Top 15 players in the 2025 class.
- 2023-24 MaxPreps honorable mention All-America and second team Junior All-America.
- As a junior, averaged 20.4 points and 5.5 assists per game for IMG Academy, helping the Ascenders post a 20-9 record and rank sixth in the final MaxPreps poll ... Also in 2023-24, led all players with 21.4 scoring average while ranking second in assists (3.7 avg) in the 12 games of the EYBL Scholastic
- Averaged 23.9 points and 3.6 assists for The Family in the 2024 Nike EYBL spring circuit.
- Played at Cass Technical HS in Detroit before transferring to IMG Academy for his junior season ... As a sophomore, named the 2023 MaxPreps Michigan High School Basketball Player of the Year and second team MaxPreps Sophomore All-America.
- Averaged 21.4 points and 5.7 assists as a sophomore and led Cass Tech to the 2023 MHSAA Division 1 title.



### Meleek Thomas

6-4, 180, G || Pittsburgh, Pa. || Overtime Elite - City Reapers (Ga.)

Publication	Rating	National	Position	State
On3	★★★★★	7	2 SG	2 GA
Rivals	★★★★★	7	2 SG	-
247 Composite	★★★★★	8	1 SG	2 GA
On3 Composite	★★★★★	8	2 SG	2 GA
ESPN	★★★★★	9	2 PG	1 PA
247Sports	★★★★★	11	1 SG	2 GA

- Named to the 2024-25 Jersey Mike's Naismith Trophy Boys High School Player of the Year Top Watch List (1 of 50)
- Listed 10th on the NBADraftRoom.com 2026 Mock NBA Draft and 18th on NBADraft.net.
- #8 on the USA TODAY High School Sports basketball rankings: Top 15 players in the 2025 class.
- 2023-24 MaxPreps honorable mention All-America and second team Junior All-America.
- In the summer of 2024, participated in The Program Classic Boys All-Star Game in New York City and the NBA Top 100 Camp this past week ... Played in the 2023 and 2024 SLAM Summer Classic.
- 2022-23 honorable mention Jersey Mike's Naismith HS All-America and first team MaxPreps All-Sophomore All-America.
- Two-time Pittsburgh Tribune-Review Boys Basketball Player of the Year (2023 and 2024) ... Two-time first team 4A All-State ... Led Lincoln Park Performing Art Charter School (Midland, Pa.) to back-to-back 4A PIAA Championships in 2023 and 2024.
- Averaged a double-double as a junior as a junior with 23.5 points and 10.8 rebounds while adding 5.8 assists and 3.3 steals per game. Lincoln Park went 28-3, winning WPIAL 4A titles.
- Scored 1,750 points in three years at Lincoln Park.
- Averaged 20.3 points (ninth best in the Nike EYBL), 6.1 rebounds and 3.1 assists for New Heights Lightning NYC in the spring of 2024.



### Isaiah Sealy

6-7, 200, F || Springdale, Ark. || Springdale HS

Publication	Rating	National	Position	State
ESPN	★★★★	55	15 SF	1 ARK
On3 Composite	★★★★	69	17 SF	1 ARK
247 Composite	★★★★	70	15 SF	1 ARK
On3	★★★★	82	17 SF	1 ARK
Rivals	★★★★	88	26 SG	-
247Sports	★★★★	98	25 SF	1 ARK

- As a junior, named to the Arkansas Democrat-Gazette All-Arkansas Preps second team.
- Named 2024 6A first team All-State and first team 6A-West All-Conference.
- As a junior, averaged 28.2 points, 8 rebounds, 3 assists, 1.8 block shots and 1.3 steals.
- As a sophomore, led the Bulldogs to the 6A state championship game as he averaged 17 points, 7 rebounds, 3 assists and 2 blocked shots.
- Named to the 2023 Arkansas Democrat-Gazette All-Arkansas Preps Underclassman Team and the Northwest Arkansas Democrat Gazette 6A Boys Basketball Team.
- During the first leg of the 2024 Nike EYBL summer circuit in Memphis, played for Pro Skills Elite and, in three games, averaged 16.3 points, 5.7 rebounds and 1.3 assists in just 18.0 minutes.



## TEAM MISCELLANEOUS STATS

### RECORD BREAKDOWN

At Bud Walton Arena	2024-25: 8-0	Cal Era: 8-0
On The Road	2024-25: 1-0	Cal Era: 1-0
Neutral Site	2024-25: 2-2	Cal Era: 2-2
White "Razorbacks" Uni	2024-25: 10-0	Cal Era: 10-0
White "Hog" Uni	2024-25: 0-1	Cal Era: 0-1
Cardinal "Arkansas" Uni	2024-25: 0-0	Cal Era: 0-0
Cardinal "94 "Razorbacks" Uni	2024-25: 1-1	Cal Era: 1-1
Cardinal "94 "Razorbacks" Uni	2024-25: 0-0	Cal Era: 0-0

### STARTING THE GAME

When ARK wins tip	2024-25: 10-2	Cal Era: 10-2
When OPP wins tip	2024-25: 1-0	Cal Era: 1-0
When ARK scores first	2024-25: 8-0	Cal Era: 8-0
When OPP scores first	2024-25: 3-2	Cal Era: 3-2

### LEADS AND DEFICITS

<b>Leading at the half</b>	2024-25: 7-0	Cal Era: 7-0
• 2024-25: home: 6-0   road: 0-0   neutral 1-0		
<b>Trailing at the half</b>	2024-25: 4-2	Cal Era: 4-2
• 2024-25: home: 2-0   road: 0-0   neutral 1-1		
<b>Tied at the half</b>	2024-25: 0-0	Cal Era: 0-0
• 2024-25: home: 0-0   road: 0-0   neutral 0-0		
<b>'24-25 W/ 10:00 left</b>	Leading: 10-0   Trailing: 1-2   Tied: 0-0	
• Cal Era	Leading: 10-0   Trailing: 1-2   Tied: 0-0	
<b>'24-25 W/ 5:00 left</b>	Leading: 10-0   Trailing: 1-2   Tied: 0-0	
• Cal Era	Leading: 10-0   Trailing: 1-2   Tied: 0-0	
<b>'24-25 W/ 2:00 left</b>	Leading: 10-0   Trailing: 0-2   Tied: 1-0	
• Cal Era	Leading: 10-0   Trailing: 0-2   Tied: 1-0	
1 Possession GMS (3 pts or less)	2024-25: 2-0	Cal Era: 2-0
GMS decided by 4-to-10 pts	2024-25: 0-1	Cal Era: 0-1
GMS decided by 11-to-20 pts	2024-25: 5-1	Cal Era: 5-1
GMS decided by 21-plus pts	2024-25: 4-0	Cal Era: 4-0
Overtime games	2024-25: 0-0	Cal Era: 0-0

### PLAYER SCORING

1 Hog in Double Figures	2024-25: 0-0	Cal Era: 0-0
2 Hogs in Double Figures	2024-25: 1-1	Cal Era: 1-1
3 Hogs in Double Figures	2024-25: 3-1	Cal Era: 2-1
4 Hogs in Double Figures	2024-25: 3-0	Cal Era: 3-0
5 Hogs in Double Figures	2024-25: 1-0	Cal Era: 1-0
6 Hogs in Double Figures	2024-25: 1-0	Cal Era: 1-0
7 Hogs in Double Figures	2024-25: 2-0	Cal Era: 2-0
8+ Hogs in Double Figures	2024-25: 0-0	Cal Era: 0-0
1 Hog Scores 20+	2024-25: 4-2	Cal Era: 4-2
2 Hogs Score 20+	2024-25: 3-0	Cal Era: 3-0
3+ Hogs Score 20+	2024-25: 0-0	Cal Era: 0-0

### SCORING

	ARK		OPP	
30-39 pts	'24-25: 0-0	Cal Era: 0-0	'24-25: 1-0	Cal Era: 1-0
40-49 pts	'24-25: 0-0	Cal Era: 0-0	'24-25: 1-0	Cal Era: 1-0
50-59 pts	'24-25: 0-0	Cal Era: 0-0	'24-25: 1-0	Cal Era: 1-0
60-69 pts	'24-25: 1-1	Cal Era: 1-1	'24-25: 5-0	Cal Era: 5-0
70-79 pts	'24-25: 4-1	Cal Era: 4-1	'24-25: 2-1	Cal Era: 2-1
80-89 pts	'24-25: 2-0	Cal Era: 2-0	'24-25: 1-0	Cal Era: 1-0
90-99 pts	'24-25: 3-0	Cal Era: 3-0	'24-25: 0-1	Cal Era: 0-1
100+ pts	'24-25: 1-0	Cal Era: 1-0	'24-25: 0-0	Cal Era: 0-0

### ARK SHOOTING PCT FG% 3PT%

50% or Better	'24-25: 7-0	Cal Era: 7-0	'24-25: 0-0	Cal Era: 0-0
40% - 49.9%	'24-25: 4-2	Cal Era: 4-2	'24-25: 5-0	Cal Era: 5-0
30% - 39.9%	'24-25: 0-0	Cal Era: 0-0	'24-25: 2-0	Cal Era: 2-0
20% - 29.9%	'24-25: 0-0	Cal Era: 0-0	'24-25: 4-2	Cal Era: 4-2

### OPP SHOOTING PCT FG% 3PT%

50% or Better	'24-25: 2-0	Cal Era: 2-0	'24-25: 0-0	Cal Era: 0-0
40% - 49.9%	'24-25: 4-2	Cal Era: 4-2	'24-25: 2-1	Cal Era: 2-1
30% - 39.9%	'24-25: 4-0	Cal Era: 4-0	'24-25: 2-0	Cal Era: 2-0
20% - 29.9%	'24-25: 1-0	Cal Era: 1-0	'24-25: 3-1	Cal Era: 3-1
19.9% or Worse	'24-25: 0-0	Cal Era: 0-0	'24-25: 4-0	Cal Era: 4-0

### REBOUNDING/TURNOVERS

Out-rebounding opponent	2024-25: 9-1	Cal Era: 9-1
Out-rebounded by opp.	2024-25: 1-1	Cal Era: 1-1
Rebounds are even	2024-25: 1-0	Cal Era: 1-0
Grabbing 10+ off reb	2024-25: 2-2	Cal Era: 2-2
Forcing 15+ turnovers	2024-25: 6-0	Cal Era: 6-0
Committing less than 15 TO	2024-25: 8-2	Cal Era: 8-2

### BY MONTH

In November	2024-25: 5-2	Cal Era: 5-2
In December	2024-25: 6-0	Cal Era: 6-0
In January	2024-25: 0-0	Cal Era: 0-0
In February	2024-25: 0-0	Cal Era: 0-0
In March	2024-25: 0-0	Cal Era: 0-0
In April	2024-25: 0-0	Cal Era: 0-0

## PLAYER MISCELLANEOUS STATS

\* - Indicates played in some games but redshirted that season

### LED HIS TEAM IN SCORING (INCLUDES TIES)

Player	20-21	21-22	22-23	23-24	24-25	Career
Aidoo	-	1	0	4	1	6
Brazile	-	0	2*	0	0	2
Davis	0	1	11	15	0	27
Fland	-	-	-	-	5	5
Ivisic	-	-	-	0	1	1
Knox	-	-	-	-	1	1
Richmond III	-	-	-	-	0	0
Sanchez	-	-	7	10	0	17
Thiero	-	-	0	0	6	6
Wagner	-	-	-	2	0	2

### 20+ POINT SCORING GAMES

Player	20-21	21-22	22-23	23-24	24-25	Career
Aidoo	-	0	0	3	0	3
Brazile	-	0	3*	0	0	3
Davis	0	0	4	12	0	16
Fland	-	-	-	-	4	4
Ivisic	-	-	-	0	0	0
Knox	-	-	-	-	1	1
Richmond III	-	-	-	-	0	0
Sanchez	-	-	6	5	0	11
Thiero	-	-	0	0	6	6
Wagner	-	-	-	2	0	2

### LED HIS TEAM IN REBOUNDING (INCLUDES TIES)

Player	20-21	21-22	22-23	23-24	24-25	Career
Aidoo	-	0	9	17	2	28
Brazile	-	7	5*	12	4	28
Davis	0	5	6	10	2	23
Ivisic	-	-	-	3	1	4
Knox	-	-	-	-	0	0
Richmond III	-	-	-	-	1	1
Sanchez	-	-	3	9	0	12
Thiero	-	-	0	8	6	14
Wagner	-	-	-	2	0	2

### 30+/40+ POINT SCORING GAMES

Player	20-21	21-22	22-23	23-24	24-25	Career
Davis	0/0	0/0	1/0	3/0	0/0	4/0
Sanchez	-	-	1/0	3/0	0/0	4/0

### 1+/3+ THREE-POINTERS MADE IN A GAME

Player	20-21	21-22	22-23	23-24	24-25	Career
Aidoo	-	0/0	4/0	2/0	0/0	6/0
Brazile	-	10/0	5/3*	15/2	3/0	33/5
Davis	5/0	20/0	24/4	27/7	8/4	84/15
Fland	-	-	-	-	11/4	11/4
Ivisic	-	-	-	4/1	8/4	12/5
Knox	-	-	-	-	7/2	7/2
Richmond III	-	-	-	-	0/0	0/0
Sanchez	-	-	27/13	28/14	0/0	55/27
Thiero	-	-	3/0	7/0	5/0	15/0
Wagner	-	-	-	16/3	9/3	25/6

### LED HIS TEAM IN ASSISTS (INCLUDES TIES)

Player	20-21	21-22	22-23	23-24	24-25	Career
Brazile	-	0	0	0	0	0
Davis	0	1	5	12	1	19
Fland	-	-	-	-	11	11
Sanchez	-	-	4	4	0	8
Thiero	-	-	0	1	1	2
Wagner	-	-	-	7	1	8

### 5+ REBOUNDS IN A GAME

Player	20-21	21-22	22-23	23-24	24-25	Career
Aidoo	-	5	16	27	4	52
Brazile	-	16	6*	15	7	44
Davis	7	16	24	25	4	76
Fland	-	-	-	-	4	4
Ivisic	-	-	-	5	5	10
Knox	-	-	-	-	1	1
Richmond III	-	-	-	-	3	3
Sanchez	-	-	9	13	0	22
Thiero	-	-	3	16	7	26
Wagner	-	-	-	2	4	6

### DOUBLE-FIGURE SCORING GAMES

Player	20-21	21-22	22-23	23-24	24-25	Career
Aidoo	-	0	4	22	3	29
Brazile	-	4	6*	9	3	12
Davis	0	6	24	31	5	66
Fland	-	-	-	-	11	11
Ivisic	-	-	-	4	7	11
Knox	-	-	-	-	4	4
Richmond III	-	-	-	-	3	3
Sanchez	-	-	21	20	0	41
Thiero	-	-	0	5	10	15
Wagner	-	-	-	13	7	20

### DOUBLE FIGURE REBOUNDING GAMES

Player	20-21	21-22	22-23	23-24	24-25	Career
Aidoo	-	0	2	10	1	13
Brazile	-	1	2*	4	0	7
Davis	0	0	3	3	0	6
Ivisic	-	-	-	0	0	0
Sanchez	-	-	1	2	0	3
Thiero	-	-	0	1	1	2

### DOUBLE FIGURE ASSISTS GAMES

Player	20-21	21-22	22-23	23-24	24-25	Career
Fland	-	-	-	-	1	1
Wagner	-	-	-	1	0	1

### DOUBLE-DOUBLES

Player	20-21	21-22	22-23	23-24	24-25	Career
Aidoo	-	0	1	8	1	10
Brazile	-	0	2*	4	0	6
Davis	0	0	3	3	0	6
Fland	-	-	-	-	1	1
Ivisic	-	-	-	0	0	0
Sanchez	-	-	1	1	0	2
Thiero	-	-	0	1	1	2
Wagner	-	-	-	1	0	1

### TRIPLE-DOUBLES

Player	20-21	21-22	22-23	23-24	24-25	Career
..	-	-	-	-	-	-

### 3+/5+ ASSISTS IN A GAME

Player	20-21	21-22	22-23	23-24	24-25	Career
Davis	3/3	4/3	9/5	18/11	3/1	37/23
Aidoo	-	0/0	1/0	4/0	0/0	5/0
Brazile	-	0	0*	0	1/0	1/0
Fland	-	-	-	-	12/10	12/10
Ivisic	-	-	-	0/0	1/0	1/0
Knox	-	-	-	-	1/0	1/0
Richmond III	-	-	-	-	2/0	2/0
Sanchez	-	-	4	10	0	14
Thiero	-	-	0/0	3/0	4/3	7/3
Wagner	-	-	-	20/7	8/6	28/13

### 3+ BLOCKS IN A GAME

Player	20-21	21-22	22-23	23-24	24-25	Career
Aidoo	-	3	6	11	1	21
Brazile	-	5*	1	4	3	13
Ivisic	-	-	-	4	4	8
Thiero	-	-	0	4	0	4
Wagner	-	-	-	0	0	0

### 3+ STEALS IN A GAME

Player	20-21	21-22	22-23	23-24	24-25	Career
Aidoo	-	0	1	1	0	3
Brazile	-	0	0*	0	1	1
Davis	0	4	9	6	0	19
Fland	-	-	-	-	3	3
Ivisic	-	-	-	0	0	0
Sanchez	-	-	1	1	0	2
Thiero	-	-	0	1	5	6
Wagner	-	-	-	3	1	4

### DUNKS

Player	20-21	21-22	22-23	23-24	24-25	Career
Aidoo	-	3	21	47	10	81
Brazile	-	NA	12*	28	18	58
Davis	NA	NA	NA	NA	2	--
Fland	-	-	-	-	0	0
Ivisic	-	-	-	15	7	22
Knox	-	-	-	-	3	3
Richmond III	-	-	-	-	5	5
Sanchez	-	-	NA	NA	0	NA
Thiero	-	-	2	23	23	48
Wagner	-	-	-	1	1	2

## Razorbacks Picked to Finish 4th; Aidoo and Davis Honored as Preseason All-SEC

### • MEDIA •

#### MEDIA PRESEASON FIRST TEAM ALL-SEC

Mark Sears - Alabama  
John Broome - Auburn  
Walter Clayton Jr. - Florida  
Zakai Zeigler - Tennessee  
Wade Taylor IV - Texas A&M

#### MEDIA PRESEASON SECOND TEAM ALL-SEC

Grant Nelson - Alabama  
**Jonas Aidoo - Arkansas**  
**Jhonnell Davis - Arkansas**

Matthew Murrell - Ole Miss  
Josh Hubbard - Mississippi State

#### MEDIA PRESEASON THIRD TEAM ALL-SEC

Chad Baker-Mazara - Auburn  
Alex Condon - Florida  
Jaxson Robinson - Kentucky  
Collin Murray-Boyles - South Carolina  
Tramon Mark - Texas

#### MEDIA PRESEASON SEC PLAYER OF THE YEAR

Mark Sears - Alabama

#### MEDIA PREDICTED ORDER OF FINISH

Alabama  
Auburn  
Tennessee  
**Arkansas**  
Texas A&M  
Florida  
Texas  
Kentucky  
Ole Miss  
Mississippi State  
South Carolina  
Georgia  
Missouri  
LSU  
Oklahoma  
Vanderbilt

### • COACHES •

#### COACHES PRESEASON FIRST TEAM ALL-SEC

Mark Sears - Alabama  
John Broome - Auburn  
Walter Clayton Jr. - Florida  
Zakai Zeigler - Tennessee  
Wade Taylor IV - Texas A&M

#### COACHES PRESEASON SECOND TEAM ALL-SEC

Grant Nelson - Alabama  
**Jonas Aidoo - Arkansas**  
**Jhonnell Davis - Arkansas**  
Matthew Murrell - Ole Miss  
Josh Hubbard - Mississippi State

#### COACHES PRESEASON THIRD TEAM ALL-SEC

Chad Baker-Mazara - Auburn  
Jaxson Robinson - Kentucky  
Collin Murray-Boyles - South Carolina  
Tre Johnson - Texas  
Tramon Mark - Texas

#### COACHES PRESEASON SEC PLAYER OF THE YEAR

Mark Sears - Alabama

## IN MEMORY OF BOB HOLT

Sept. 21, 1959 - Dec. 4, 2024

Bob was a long-time sports writer at the Arkansas Democrat-Gazette, AP MBB voter and member of the USBWA Board of Directors. He was part owner of the Green Bay Packers (owned one share) and fan of the Detroit Tigers. He was universally liked and respected by media, coaches, players and administrators across the country. More importantly, he was a friend of everyone that crossed his path.



## The Slobbering Hog Returns

• After a 17-year absence, the beloved "Slobbering Hog" logo has returned to center court for Razorback basketball.

• The "Slobbering Hog" return was made possible after Arkansas AD Hunter Yurachek set out a challenge to Razorback fans to raise money for NIL to bring the logo back. Arkansas Edge, the school's NIL collective, raised \$500,000, thanks in part from a late donation and proceeds from a Justin Moore concert at the Walmart Arkansas Music Pavilion, to reach the goal.



### • QUICK FACTS

^ Best research indicates the "Slobbering Hog" made its first appearance for the 1974-75 season in Barnhill Arena for Eddie Sutton's first season.

^ Made the transition to Bud Walton Arena for the 1993-94 season.

^ The last men's game played in Bud Walton Arena – prior to 2024-25 – with the "Slobbering Hog" was Feb. 28, 2007, a 67-58 win over Mississippi State.

^ For the start of the 2007-08 season – and start of the John Pelphey era – the current Razorback-branded logo was installed at Bud Walton Arena.

^ Oct. 9, 2024, the "Slobbering Hog" logo at Bud Walton Arena was officially reintroduced to the public via social media posts.

^ **Including a 8-0 mark this year, Arkansas is 391-65 (.857) all-time with the "Slobbering Hog" at midcourt (Barnhill and Bud).**

NOTE: Arkansas paid homage to the "Slobbering Hog" in Bud Walton Arena from 2019-20 until 2023-24 as part of the "Nolan Richardson Court" logos



## ARKANSAS IN 2024-25 RANKINGS

Thru Jan. 1



TEAM IN THE NCAA/SEC	NCAA	SEC	NO.
Assist/Turnover Ratio (355 ranked)	78	9	1.39
Assists Per Game (355 ranked)	50	5	16.8
Bench Points per game (355 ranked)	269	16	19.38
<b>Blocks Per Game (355 ranked)</b>	<b>13</b>	<b>3</b>	<b>5.7</b>
<b>Effective FG pct (355 ranked)</b>	<b>14</b>	<b>3</b>	<b>0.583</b>
<b>Fastbreak Points (355 ranked)</b>	<b>13</b>	<b>3</b>	<b>16.92</b>
<b>Field Goal Percentage (355 ranked)</b>	<b>4</b>	<b>2</b>	<b>51.5</b>
Field Goal Percentage Defense (355 ranked)	78	11	40.8
<b>Fouls Per Game (355 ranked)</b>	<b>25</b>	<b>2</b>	<b>14.4</b>
Free Throw Attempts Per Game (355 ranked)	268	16	17.4
Free Throw Percentage (355 ranked)	146	9	72.6
Free Throws Made Per Game (355 ranked)	253	16	12.6
Rebound Margin (355 ranked)	86	11	5.2
Rebounds (Defensive) Per Game (355 ranked)	59	7	27.46
Rebounds (Offensive) Per Game (355 ranked)	311	16	8.77
Rebounds Per Game (355 ranked)	190	13	36.23
Scoring Defense (355 ranked)	49	8	65.5
Scoring Margin (355 ranked)	28	10	17.1
Scoring Offense (355 ranked)	54	12	82.5
Steals Per Game (355 ranked)	66	8	8.5
Three Point Attempts Per Game (355 ranked)	232	14	21.9
<b>Three Point Percentage (355 ranked)</b>	<b>58</b>	<b>3</b>	<b>36.8</b>
Three Point Percentage Defense (355 ranked)	36	8	28.9
Three Pointers Per Game (355 ranked)	161	13	8.1
Turnover Margin (355 ranked)	98	10	2.1
Turnovers Forced Per Game (355 ranked)	83	8	14.15
Turnovers Per Game (355 ranked)	169	12	12.1
Winning Percentage (352 ranked)	17	8	84.6

## RAZORBACKS IN THE NCAA/SEC

	PLAYER	NCAA	SEC	NO.
<b>Assist/Turnover Ratio (350 ranked)</b>	Boogie Fland	18	2	3.33
	D.J. Wagner	256	19	1.64
<b>Assists (346 ranked)</b>	Boogie Fland	20	2	80
	D.J. Wagner	320	21	41
<b>Assists Per Game (350 ranked)</b>	Boogie Fland	18	2	6.2
	D.J. Wagner	332	21	3.2
<b>Blocks (315 ranked)</b>	Zvonimir Ivisic	34	4	24
	Trevon Brazile	74	7	20
<b>Blocks Per Game (335 ranked)</b>	Zvonimir Ivisic	25	2	2
	Trevon Brazile	44	6	1.82
Double Doubles (306 ranked)	Jonas Aidoo	246	23	1
	Boogie Fland	306	16	1
Field Goal Attempts (343 ranked)	Adou Thiero	306	16	1
	Jonas Aidoo	306	16	1
<b>Field Goal Percentage (349 ranked)</b>	Boogie Fland	182	7	157
	Adou Thiero	19	2	62.1
Field Goals (333 ranked)	Boogie Fland	260	16	44.6
	Adou Thiero	131	7	77
<b>Free Throw Attempts (343 ranked)</b>	Boogie Fland	228	14	70
	Adou Thiero	68	4	77
Free Throw Percentage (350 ranked)	Boogie Fland	132	11	83.3
	Adou Thiero	101	6	54
Free Throws (343 ranked)	Boogie Fland	313	19	40
	D.J. Wagner	94	1	33:45
<b>Minutes Per Game (350 ranked)</b>	Boogie Fland	107	2	33:35
	Adou Thiero	155	12	214
<b>Points (343 ranked)</b>	Boogie Fland	188	13	207
	Adou Thiero	76	7	17.8
Points Per Game (990 ranked)	Boogie Fland	189	13	15.9
	--	--	--	--
Rebounds (342 ranked)	--	--	--	--
	--	--	--	--
Rebounds (Defensive) Per Game (348 ranked)	--	--	--	--
	--	--	--	--
Rebounds (Offensive) Per Game (342 ranked)	--	--	--	--
	--	--	--	--
Rebounds Per Game (347 ranked)	Adou Thiero	97	9	24
	Boogie Fland	150	15	22
Steals (338 ranked)	D.J. Wagner	338	25	18
	Adou Thiero	64	9	2
Steals Per Game (350 ranked)	Boogie Fland	155	15	1.69
	--	--	--	--
Three Point Attempts (337 ranked)	--	--	--	--
	--	--	--	--
Three Point Percentage (132 ranked)	Boogie Fland	265	20	2.08
	Boogie Fland	260	20	27
Three Pointers Per Game (348 ranked)	--	--	--	--
	--	--	--	--
Total 3-point FGM (325 ranked)	--	--	--	--
	--	--	--	--
Triple Doubles (2 ranked)	--	--	--	--
	--	--	--	--

### COACH CAL RADIO SHOW

**LIVE WITH**  
**COACH CAL**  
*at Sassy's*  
PRESENTED BY WESTROCK

MONDAY, OCTOBER 28, 2024  
MONDAY, NOVEMBER 4, 2024  
MONDAY, NOVEMBER 11, 2024  
TUESDAY, NOVEMBER 19, 2024  
MONDAY, DECEMBER 16, 2024  
MONDAY, JANUARY 6, 2025  
MONDAY, JANUARY 20, 2025  
MONDAY, JANUARY 27, 2025  
MONDAY, FEBRUARY 3, 2025  
MONDAY, FEBRUARY 10, 2025  
MONDAY, FEBRUARY 17, 2025  
MONDAY, FEBRUARY 24, 2025

ALL SHOWS AT SASSY'S ON STEAMBOAT DR.

### COACH CAL TV SHOW

**COURTSIDE WITH CAL**

SUNDAY, JANUARY 5  
SUNDAY, JANUARY 12  
SUNDAY, JANUARY 19  
SUNDAY, JANUARY 26  
SUNDAY, FEBRUARY 2  
SUNDAY, FEBRUARY 9  
SUNDAY, FEBRUARY 16  
SUNDAY, FEBRUARY 23  
SUNDAY, MARCH 2  
SUNDAY, MARCH 9



# 2024-25 SEC STANDINGS

Thru Jan. 1, 2025



	SEC	PCT.	HOME	AWAY	OVERALL	PCT.	HOME	ROAD	NEUTRAL	STRK
Florida	0-0	-	0-0	0-0	13-0	1.000	7-0	1-0	5-0	W13
Oklahoma	0-0	-	0-0	0-0	13-0	1.000	8-0	0-0	5-0	W13
Tennessee	0-0	-	0-0	0-0	13-0	1.000	8-0	2-0	3-0	W13
Auburn	0-0	-	0-0	0-0	12-1	.923	6-0	0-1	6-0	W5
Georgia	0-0	-	0-0	0-0	12-1	.923	9-0	1-0	2-1	W7
Mississippi State	0-0	-	0-0	0-0	12-1	.923	7-0	2-0	3-1	W5
Vanderbilt	0-0	-	0-0	0-0	12-1	.923	8-0	1-0	3-1	W6
Alabama	0-0	-	0-0	0-0	11-2	.846	6-0	2-1	3-1	W5
<b>Arkansas</b>	<b>0-0</b>	<b>--</b>	<b>0-0</b>	<b>0-0</b>	<b>11-2</b>	<b>.846</b>	<b>8-0</b>	<b>1-0</b>	<b>2-2</b>	<b>W6</b>
Kentucky	0-0	-	0-0	0-0	11-2	.846	9-0	0-1	2-1	W1
LSU	0-0	-	0-0	0-0	11-2	.846	9-0	1-0	1-2	W2
Ole Miss	0-0	-	0-0	0-0	11-2	.846	7-0	1-1	3-1	L1
Missouri	0-0	-	0-0	0-0	11-2	.846	11-0	0-1	0-1	W1
Texas	0-0	-	0-0	0-0	11-2	.846	8-1	1-0	2-1	W4
Texas A&M	0-0	-	0-0	0-0	11-2	.846	7-0	0-1	4-1	W7
South Carolina	0-0	-	0-0	0-0	10-3	.769	8-1	1-1	1-1	W7

### AP (Dec. 23)

1	<b>TENNESSEE (41)</b>	<b>12-0</b>	<b>1504</b>
2	<b>AUBURN (20)</b>	<b>11-1</b>	<b>1481</b>
3	Iowa State	10-1	1392
4	Duke	10-2	1321
5	<b>ALABAMA</b>	<b>11-2</b>	<b>1238</b>
6	<b>FLORIDA</b>	<b>13-0</b>	<b>1202</b>
7	Kansas	9-2	1084
8	Marquette	11-2	1037
9	Oregon	12-1	979
10	<b>KENTUCKY</b>	<b>10-2</b>	<b>958</b>
11	UConn	10-3	904
12	<b>OKLAHOMA</b>	<b>13-0</b>	<b>863</b>
13	<b>TEXAS A&amp;M</b>	<b>11-2</b>	<b>812</b>
14	Houston	8-3	626
15	UCLA	11-2	571
16	Cincinnati	10-1	551
17	<b>MISSISSIPPI STATE</b>	<b>11-1</b>	<b>483</b>
18	Michigan State	10-2	473
19	Gonzaga	9-4	383
20	Purdue	9-4	281
21	Memphis	10-3	213
22	<b>ILLINOIS</b>	<b>9-3</b>	<b>193</b>
23	<b>ARKANSAS</b>	<b>10-2</b>	<b>174</b>
24	<b>OLE MISS</b>	<b>11-2</b>	<b>165</b>
25	<b>BAYLOR</b>	<b>8-3</b>	<b>139</b>

### COACHES (Dec. 30)

1	<b>TENNESSEE (20)</b>	<b>12-0</b>	<b>764</b>
2	<b>AUBURN (11)</b>	<b>11-1</b>	<b>747</b>
3	Iowa State	10-1	707
4	Duke	10-2	664
5	<b>FLORIDA</b>	<b>13-0</b>	<b>651</b>
6	<b>ALABAMA</b>	<b>11-2</b>	<b>626</b>
7	Kansas	9-2	552
8	Marquette	11-2	539
9	Oregon	12-1	491
10	<b>OKLAHOMA</b>	<b>13-0</b>	<b>437</b>
11	<b>KENTUCKY</b>	<b>10-2</b>	<b>428</b>
12	<b>TEXAS A&amp;M</b>	<b>11-2</b>	<b>424</b>
13	UConn	10-3	416
14	Houston	8-3	386
15	Michigan State	10-2	270
16	<b>MISSISSIPPI STATE</b>	<b>11-1</b>	<b>267</b>
17	Cincinnati	10-1	259
18	UCLA	11-2	255
19	Gonzaga	9-4	170
20	<b>ILLINOIS</b>	<b>9-3</b>	<b>129</b>
21	<b>BAYLOR</b>	<b>8-3</b>	<b>113</b>
22	Purdue	9-4	108
23	<b>OLE MISS</b>	<b>11-2</b>	<b>92</b>
24	Maryland	11-2	90
25	Memphis	10-3	87

RECEIVING VOTES: Maryland 133, Drake 100, St. John's 98, Dayton 90, Michigan 65, Utah St. 59, **GEORGIA 48**, Pittsburgh 35, West Virginia 30, San Diego St. 28, Ohio St. 19, **MISSOURI 19**, North Carolina 19, Arizona St 13, Indiana 11, Texas Tech 8, Clemson 8, Wisconsin 7, Penn St. 5, St. Bonaventure 2, Nebraska 1.

RECEIVING VOTES: St. John's 70; **ARKANSAS 58**; Drake 53; **MICHIGAN 49**; Utah State 42; **GEORGIA 36**; San Diego State 30; Dayton 19; Texas Tech 12; Pittsburgh 10; Clemson 9; West Virginia 8; **MISSOURI 6**; North Carolina 1

### SEC SCHEDULE

SATURDAY, JANUARY 4	TV	CT
Florida at Kentucky	ESPN	10:00a
Georgia at Ole Miss	SEC	11:00a
<b>Arkansas at Tennessee</b>	<b>ESPN</b>	<b>12:00p</b>
South Carolina at Mississippi St	SEC	1:00p
Missouri at Auburn	SEC	3:00p
Vanderbilt at LSU	ESPN2	3:30p
Oklahoma at Alabama	SEC	5:00p
Texas at Texas A&M	SEC	7:00p

TUESDAY, JANUARY 7	TV	CT
Tennessee at Florida	ESPN2	6:00p
Kentucky at Georgia	SEC	6:00p
LSU at Missouri	SEC	8:00p
Auburn at Texas	ESPN2	8:00p
Mississippi State at Vanderbilt	ESPNU	8:00p

WEDNESDAY, JANUARY 8	TV	CT
<b>Ole Miss at Arkansas</b>	<b>ESPN2</b>	<b>6:00p</b>
Alabama at South Carolina	SEC	6:00p
Texas A&M at Oklahoma	SEC	8:00p

### HOGS RANKING BY WEEK

WEEK	AP	COACH	NET
Preseason	<b>16</b>	<b>16</b>	No Poll
Nov. 11	<b>18</b>	<b>21</b>	No Poll
Nov. 18	<b>20</b>	<b>24</b>	No Poll
Nov. 25	<b>19</b>	<b>21</b>	No Poll
Dec. 2	RV (#27)	RV (#33)	51
Dec. 9	RV (#31)	RV (#42)	49
Dec. 16	RV (#27)	RV (#32)	47
Dec. 23	<b>#23</b>	RV (#29)	47
Dec. 30	<b>23</b>	RV (#27)	43

### ARKANSAS IN THE POLLS

Ranking in AP Poll unless "A" indicating only ranked in the Coaches Poll

As	Overall	H	A	N	Last Meeting	Last Win
As #1	16-4	8-0	6-2	2-2	W, 97-79 vs #14 Georgetown @MEM (11/27/94)	Same
As #2	38-4	17-1	7-0	14-3	W, 76-72 vs #2 Duke @NCAA (4/4/94)	Same
As #3	29-5	13-0	10-5	6-0	W, 97-79 vs Tennessee (1/7/95)	Same
As #4	13-2	8-0	3-2	2-0	W, 94-71 at Missouri (12/3/94)	Same
As #5	13-8	1-1	2-4	10-3	L (OT), 95-93 vs #3 Kentucky @SEC (3/12/95)	69-58 vs #20 Alabama @SEC (3/11/95)
As #6	18-3	6-0	5-0	7-3	L, 89-78 vs #1 UCLA @NCAA (4/3/95)	75-68 vs #4 N. Carolina @NCAA (4/1/95)
As #7	18-1	4-0	7-0	7-1	W, 68-66 vs Auburn (3/4/95)	Same
As #8	9-10	6-1	1-5	2-4	L, 78-71 vs LSU @SEC (3/13/21)	70-64 vs Missouri @SEC (3/12/21)
As #9	27-7	7-1	6-2	15-4	L, 60-57 at LSU (12/28/22)	88-78 vs Oklahoma (12/10/22) @ Tulsa
As #10	20-4	11-1	2-1	7-2	W, 85-51 vs UNC Asheville (12/21/22)	Same
As #11	22-6	12-2	6-4	4-0	W, 99-58 vs San Jose St (12/03/22)	Same
As #12	22-9	11-0	8-5	2-4	L, 88-66 vs Oklahoma (12/11/21)	86-66 vs Charlotte (12/8/21)
As #13	18-6	12-1	3-5	3-0	L, 72-59 at #22 Auburn (1/7/23)	74-68 vs #20 Missouri (1/4/23)
As #14	32-6	16-1	8-2	8-3	L, 78-72 vs UNCG (11/17/23)	86-77 vs Old Dominion (11/13/23)
As #15	16-6	4-2	9-2	3-2	L, 97-84 at Vanderbilt (11/4/23)	90-68 vs Tennessee State (11/7/00)
As #16	18-6	13-0	3-4	2-2	L, 72-67 vs Baylor @ Dallas (11/09/24)	Same
As #17	18-9	5-0	5-2	****8-7	W, 69-78 vs #9 Duke @NCAA (3/26/22)	74-68 vs #1 Gonzaga @NCAA (3/24/22)
As #18	21-9	**1-4	8-4	2-1	W, 65-49 vs Troy (11/13/24)	Same
As #19	17-8	9-2	3-3	5-3	L, 90-77 vs Illinois @KC (11/28/24)	109-35 vs UMES (11/25/24)
As #20	27-6	***13-0	1-0	****13-6	W, 79-67 vs Little Rock (11/22/24)	Same
As #21	6-4	3-0	0-1	3-3	L, 87-78 vs #15 N. Carolina @NCAA (3/21/15)	56-53 vs Wofford @NCAA (3/19/15)
As #22	8-5	4-1	2-3	2-1	L, 78-77 at Auburn (1/6/18)	84-79 (OT) vs Miss State @SEC (3/6/99)
As #23	7-1	<b>5-0</b>	<b>2-1</b>	<b>0-0</b>	<b>W, 58-48 vs #16 Tennessee (2/19/22)</b>	<b>Same</b>
As #24	7-1	4-0	3-0	0-1	L, 89-81 vs Hofstra @ NLR (12/18/21)	Same
As #25	6-4	6-0	0-3	0-1	W, 69-57 vs Ole Miss (01/21/23)	Same
TOT.	446-134	209-18	110-60	127-56	L, 90-77 vs Illinois @ KC (11/28/24)	109-35 vs UMES (11/28/24)

### ARKANSAS VERSUS THE POLLS

Ranking in AP Poll unless "A" indicating only ranked in the Coaches Poll

Vs	Overall	H	A	N	Last Meeting	Last Win
Vs #1	3-11	1-2	0-2	2-7	<b>W, 74-68 vs Gonzaga @NCAA (03/24/22)</b>	<b>Same</b>
Vs #2	6-9	5-2	0-6	1-1	L, 86-83 at Alabama (2/25/23)	Same
Vs #3	0-15	0-1	0-3	0-11	L, 81-72 vs Baylor @ NCAA (3/29/21)	--
Vs #4	6-13	2-3	1-7	3-3	W, 72-71 vs Kansas @ NCAA (3/18/23)	Same
Vs #5	4-4	4-1	0-1	0-2	W, 74-71 vs Texas A&M (1/27/16)	Same
Vs #6	7-12	4-4	0-5	3-3	L, 63-57 vs Kentucky (1/27/24)	75-73 vs Kentucky (2/26/22)
Vs #7	2-5	2-0	0-1	0-4	W, 80-75 vs Duke (11/29/23)	Same
Vs #8	3-6	2-1	1-3	0-2	L, 72-67 vs Baylor @ Dallas (11/9/24)	88-61 vs Alabama (1/6/07)
Vs #9	2-6	0-0	1-4	1-2	L, 78-69 vs Duke @NCAA (3/26/22)	91-82 vs Arizona @NCAA (4/2/94)
Vs #10	5-6	2-2	2-1	1-3	L, 88-65 vs UConn @NCAA (03/23/23)	(OT), 86-81 at Missouri (2/13/21)
Vs #11	5-8	2-2	1-4	2-2	L (OT), 79-76 vs Auburn (2/4/20)	104-93 vs Missouri (12/5/95)
Vs #12	7-10	2-2	2-5	*3-3	L, 75-57 at Tennessee (2/28/23)	Same
Vs #13	6-4	3-0	0-2	3-2	L, 78-74 at Tennessee (3/5/22)	87-85 vs Kentucky (1/4/14)
Vs #14	6-8	3-2	0-3	3-3	W, 89-87 vs Michigan (12/10/24)	Same
Vs #15	3-5	3-0	0-2	0-3	L, 87-78 vs N. Carolina @NCAA (3/21/15)	98-88 vs Mississippi State (1/7/12)
Vs #16	4-9	2-2	0-6	2-1	L, 92-88 OT at Alabama (3/9/24)	Same
Vs #17	4-4	1-2	1-1	2-1	L, 67-64 at Baylor (1/28/23)	(OT), 78-74 vs San Diego St (11/23/22)
Vs #18	5-8	1-2	2-3	2-3	L, 67-61 vs Texas A&M @SEC (3/10/23)	80-73 at Ole Miss (1-31-10)
Vs #19	8-4	3-1	3-1	2-2	L, 79-70 vs Oklahoma @ Tulsa (12/9/23)	90-89 at LSU (2/2/19)
Vs #20	11-5	5-2	1-2	5-1	W, 74-68 vs Missouri (1/5/23)	Same
Vs #21	5-3	2-1	1-0	2-2	W, 68-66 vs TX Tech @NCAA (3/21/21)	Same
Vs #22	4-3	4-1	0-2	0-0	L, 72-59 at Auburn (1/7/23)	(OT), 77-76 vs Kentucky (2/23/11)
Vs #23	3-8	1-2	0-3	2-2	L, 88-79 vs Kentucky (3/4/23)	Same
Vs #24	2-4	1-2	*0-1	*1-1	*L, 90-59 at Alabama (1/16/21)	*86-72 vs Indiana @NCAA (3/21/08)
Vs #25	4-6	*3-3	*0-1	1-2	L, 83-51 vs Auburn (1/6/24)	82-74 vs Vanderbilt (1/31/12)
TOT.	115-176	58-40	16-69	41-67	W, 89-87 vs #14 Michigan @ NYC (12/10/24)	Same

### RANKED ARKANSAS VERSUS RANKED OPPONENT

Overall H A N  
48-52 18-5 4-16 26-31  
LAST TIME: #16 ARK vs #8 Baylor - L, 72-67 (11/09/24) LAST W: 74-68 vs #20 MIZ (01/04/23)  
LAST W at Home: #13 ARK at #18 BAMA - W, 74-68 (01/04/23)  
LAST W on Road: #10 ARK at #18 BAMA - W, 86-80 (2/15/95)  
LAST W vs Neutral: #9 ARK vs #17 AZTECS - W, 78-74 (ot) (11/23/22)

### LAST TIME HOGS WON AS TOP 25

#	HOME	ROAD	NEUTRAL
#1: Miss State	3/5/94	LSU	3/2/94
#2: NW (La) St	12/4/93	Baylor	1/26/91
#3: Tennessee	1/7/95	Ole Miss	1/4/95
#4: Jackson St.	11/30/94	Missouri	12/03/94
#5: Miss State	1/11/95	Tennessee	1/29/94
#6: Montevallo	2/9/94	UAB	1/27/90
#7: Auburn	3/4/95	Florida	2/28/95
#8: Montevallo	2/25/95	LSU	2/22/95
#9: Oklahoma	12/10/22	S. Carolina	1/21/95
#10: UNCA	12/21/22	Alabama	2/15/95
#11: San Jose St	12/03/22	S. Alabama	11/29/89
#12: Charlotte	12/7/21	S. Carolina	3/2/21
#13: Missouri	01/04/23	S. Carolina	1/9/93
#14: Old Dominion	11/13/23	Alabama	2/13/93
#15: Tenn State	11/27/00	Miss State	1/31/98
#16: Lipscomb	11/07/24	S. Alabama	12/30/91
#17: SE Mo. State	11/27/82	Florida	2/6/93
#18: Troy	11/13/24	Florida	2/22/22
#19: UMES	11/25/07	Wake Forest	12/23/98
#20: Little Rock	11/18/24	LSU	1/2/99
#21: North Texas	12/05/00	--	(0-1)
#22: Providence	1/23/99	Memphis	1/10/98
#23: Tennessee	2/19/22	Missouri	2/15/22
#24: Florida	2/16/21	Ole Miss	2/14/15
#25: Iowa	11/30/14	--	(0-1)

### LAST TIME HOGS WON VS TOP 25

# VERSUS 2024-25 OPPONENTS

## NON-CONFERENCE

School	Gms	Series Record	Strk	H	A	N	Last Meeting
Baylor	146	Arkansas Leads, 96-50	L4	53-11	37-33	6-6	N - L, 72-67 (11/09/24) @ Dallas
Central Arkansas	9	Arkansas Leads, 9-0	W9	5-0	3-0	1-0	N - W, 8-57 (12/14/24) @ NLR
Illinois	7	Arkansas Trails, 1-6	L1	--	0-1	1-5	N - L, 90-77 (11/28/24) @ KC
Little Rock	2	Arkansas Leads, 2-0	W2	2-0	--	--	H - W, 79-67 (11/22/24)
Lipscomb	5	Arkansas Leads, 4-0	W4	3-0	--	1-0	H - W, 76-60 (11/06/24)
UMES	2	Arkansas Leads, 2-0	W2	2-0	--	--	H - W, 109-35 (01/02/24)
Miami	2	Series Tied, 1-1	W1	--	1-0	0-1	A - W, 76-73 (12/03/24)
Michigan	8	Series Tied, 4-4	W1	2-0	0-2	2-2	N - W, 89-87 (12/10/24) @ NYC
North Carolina A&T	4	Arkansas Leads, 4-0	W4	3-0	--	1-0	H - W, 95-67 (12/21/24)
Oakland	3	Arkansas Leads, 3-0	W3	3-0	--	--	H - W, 92-62 (12/30/24)
Pacific	1	Arkansas Leads, 2-0	W1	1-0	--	--	H - W, 91-72 (11/18/24)
UTSA	7	Arkansas Leads, 7-0	W7	4-0	1-0	2-0	H - W, 75-60 (12/07/24)
Troy	7	Arkansas Leads, 6-1	W5	4-1	--	2-0	H - W, 65-49 (11/13/24)

## SOUTHEASTERN CONFERENCE

School	Gms	Series Record	Strk	H	A	N	Last Meeting
Alabama	68	Arkansas Leads, 36-32	L3	20-7	8-23	8-2	A - L, 86-83 (02/25/23)
• SEC Only	58	Series Tied, 29-29		20-7	8-21	1-1	
Auburn	60	Arkansas Leads, 38-22	L1	23-6	13-15	2-1	H - L, 83-51 (01/06/24)
• SEC Only	59	Arkansas Leads, 38-21		23-6	13-15	2-0	
Florida	42	Arkansas Trails, 15-27	L1	10-7	3-15	2-5	A - L, 90-68 (01/13/24)
• SEC Only	SAME						
Georgia	44	Arkansas Leads, 27-17	W1	14-3	6-11	6-3	H - W, 78-75 (02/10/24)
• SEC Only	SAME						
Kentucky	50	Arkansas Trails, 14-36	L3	8-10	5-16	1-10	A - L, 111-102 (03/02/24)
• SEC Only	45	Arkansas Trails, 14-31		8-10	5-14	1-8	
LSU	79	Arkansas Leads, 43-36	W1	24-8	13-21	6-7	H - L, 94-834 (03/06/24)
• SEC Only	70	Arkansas Leads, 39-31		23-8	12-20	3-3	
Ole Miss	86	Arkansas Leads, 52-34	L1	18-11	10-21	24-2	A - L, 51-77 (01/24/24)
• SEC Only	57	Arkansas Leads, 30-28		18-10	10-19	1-0	
Mississippi State	69	Arkansas Leads, 35-34	L2	23-9	7-24	5-1	A - L, 77-67 (02/18/24)
• SEC Only	60	Series Tied, 30-30		22-8	6-22	2-0	
Missouri	62	Arkansas Leads, 35-27	W2	19-10	13-17	2-0	A - W, 91-84 (01/31/24)
• SEC Only	25	Arkansas Leads, 16-9		9-2	5-7	1-0	
Oklahoma	31	Arkansas Leads, 17-14	L1	8-4	3-8	6-2	N - L, 79-70 (12/09/23)
• SEC Only							
South Carolina	39	Arkansas Leads, 23-16	L1	12-6	8-8	3-2	H - L, 77-64 (01/20/24)
• SEC Only	SAME						
Tennessee	48	Arkansas Trails, 22-26	L1	12-5	4-16	6-5	H - L, 92-63 (02/14/24)
• SEC Only	44	Arkansas Trails, 19-25		12-5	4-16	3-4	
Texas	169	Arkansas Leads, 87-68	L1	46-22	27-42	14-4	N - L, 73-71 OT (11/09/18)
• SEC Only	-						
Texas A&M	169	Arkansas Leads, 108-61	W2	62-15	39-40	7-6	A - W, 78-71 (02/20/24)
• SEC Only	23	Arkansas Leads 13-10		10-1	3-7	0-2	
Vanderbilt	44	Arkansas Leads, 29-15	L3	16-5	8-9	5-1	H - L, 85-82 (02/27/24)
• SEC Only	42	Arkansas Leads 28-14		15-5	8-8	5-1	

## AT THE SEC TOURNEY

Overall: ..... 30-30  
 1st Rd: ..... 4-10  
 2nd Rd: ..... 2-2  
 Quarterfinal: ..... 16-3  
 Semifinal: ..... 7-9  
 Final: ..... 1-6

## RECORD BY OPPONENT

Opponent	Record	Last Meeting
Alabama	1-1	1995, W, 69-58 (Semis)
Auburn	2-0	2023, W, 76-73 (2nd)
Florida	2-5	2019, L, 66-50 (2nd)
Georgia	6-3	2015, W, 60-49 (Semis)
Kentucky	1-9	2017, L, 82-65 (Final)
LSU	3-3	2022, W, 79-67 (Semis)
Ole Miss	1-0	2017, W, 73-72 (Quart)
Mississippi State	2-0	2007, W, 81-72 (Semis)
Missouri	1-0	2021, W, 70-64 (Quart)
Oklahoma	--	--
South Carolina	3-2	2018, W, 69-64 (2nd)
Tennessee	3-4	2018, L, 84-66 (Semis)
Texas	--	--
Texas A&M	0-2	2023, L, 67-61 (Quart)
Vanderbilt	5-1	2020, W, 86-73 (1st)

## AT THE NCAA TOURNEY

Overall: ..... 50-35  
 1st Rd: ..... 19-8  
 2nd Rd: ..... 12-10  
 Sweet 16: ..... 8-6  
 Elite 8: ..... 6-5  
 Final Four: ..... 2-4  
 Championship: ..... 1-1  
 - Regional/Final Consolations: ..... 2-1

## RECORD BY OPPONENT

Opponent	Record	Last Meeting	Opponent	Record	Last Meeting
Alabama	1-0	1991, W, 93-70 (Sweet 16)	Murray State	1-0	1992, W, 80-60 (1st)
Arizona	1-0	1994, W, 91-82 (Final 4)	Nebraska	1-0	1998, W, 74-65 (1st)
Arizona State	1-0	1991, W, 91-90 (2nd)	New Mexico State	1-0	2022, W, 53-48 (2nd)
Baylor	0-1	2021, L, 81-72 (Elite 8)	Notre Dame	1-0	1919, W, 71-69 (Final 4)
Bucknell	0-1	2006, L, 59-55 (1st)	North Carolina	2-4	2017, L, 72-65 (2nd)
Butler	0-1	2018, L, 79-62 (1st)	N.C. A&T	1-0	1994, W, 94-79 (1st)
Cal St-Fullerton	1-0	1979, W, 61-58 (Elite 8)	Oklahoma State	0-2	1958, L, 65-4 (Sweet 16)
Cincinnati	0-1	1958, L, 97-62 (Final 4 con)	Oral Roberts	1-0	2021, W, 72-70 (Sweet 16)
Colgate	1-0	2021, W, 85-68 (1st)	Oregon	1-0	1945, W, 79-76 (Elite 8)
Connecticut	0-1	2023, L, 88-65 (Sweet 16)	Oregon State	0-1	1949, L, 56-38 (Elite 8)
Dayton	1-0	1990, W, 86-84 (2nd)	Penn State	1-0	1996, W, 86-80 (1st)
Duke	1-2	2022, L, 78-69 (Elite 8)	Princeton	1-0	1990, W, 68-64 (1st)
Georgetown	1-1	2001, L, 63-61 (1st)	Purdue	1-0	1983, W, 78-68 (2nd)
Georgia State	1-0	1991, W, 117-76 (1st)	St. John's	1-1	1993, W, 80-74 (2nd)
Gonzaga	1-0	2022, W, 74-68 (Sweet 16)	Seton Hall	1-0	2017, W, 77-71 (1st)
Holy Cross	1-0	1993, W, 94-64 (1st)	Siena	1-0	1999, W, 94-80 (1st)
Illinois	1-0	2023, W, 73-74 (1st)	Southern Cal	0-1	2007, L, 77-60 (1st)
Indiana	1-0	2008, W, 86-72 (1st)	Syracuse	1-0	1995, W, 96-94 OT (2nd)
Indiana State	0-1	1979, L, 73-71 (Elite 8)	Texas	1-0	1990, W, 88-85 (Elite 8)
Iowa	1-1	1999, L, 82-72 (2nd)	Texas Southern	1-0	1995, W, 79-78 (1st)
Kansas	1-1	2023, W, 72-71 (2nd)	Texas Tech	1-0	2021, W, 68-66 (2nd)
Kansas State	0-2	1982, L, 65-64 (2nd)	Tulsa	1-0	1994, W, 103-84 (Sweet 16)
Kentucky	0-1	1979, L, 64-59 (Final 4)	UCLA	1-1	1995, L, 89-78 (Final)
LSU	0-1	1981, L, 75-56 (Sweet 16)	Utah	0-1	1998, L, 69-65 (2nd)
Louisville	2-2	1989, L, 93-74 (2nd)	Vermont	1-0	2022, W, 75-71 (1st)
Loyola-Marymount	1-0	1989, W, 120-101 (1st)	Villanova	0-1	1988, L, 82-74 (1st)
Marquette	1-0	1996, W, 65-56 (2nd)	Virginia	1-1	1995, W, 68-61 (Elite 8)
UMass	0-1	1996, L, 79-63 (Sweet 16)	Wake Forest	0-1	1977, L, 86-80 (1st)
Memphis	1-1	1995, W, 96-91 OT (Sweet 16)	Washington State	0-1	1941, L, 64-53 (Final 4)
Mercer	1-0	1981, W, 73-67 (1st)	Weber State	2-0	1980, W, 74-63 (2nd)
Miami (Fla.)	0-1	2000, L, 75-71 (1st)	Wofford	1-0	2015, W, 56-53 (2nd*)
Michigan	1-0	1994, W, 76-68 (Elite 8)	Wyoming	2-0	1949, W, 61-48 (Reg con)

# #PRO HOGS

<b>44</b> NBA Draft Selections	<b>16</b> All-Star Game Appearances	<b>14</b> All-Defensive Team Honors
--------------------------------	-------------------------------------	-------------------------------------



### ANTHONY BLACK

- 2nd Year in NBA
- T2nd Highest Hog NBA Pick
- 2023 - 1st RD/6th overall



### RICKY COUNCIL IV

- 2nd Year in NBA
- 2023 Free Agent



### DANIEL GAFFORD

- 6th Year in NBA
- 2019 - 2nd RD/38th overall



### ISAIAH JOE

- 5th Year in NBA
- 2020 - 2nd RD/49th overall



### MASON JONES

- 4th Year in NBA
- 2020 - Free Agent



### MOSES MOODY

- 4th Year in NBA
- 1st Hog to be "1 & Done"
- 2021 - 1st RD/14th Pick
- 2022 NBA Champion



### BOBBY PORTIS

- 10th Year in NBA
- 2021 NBA Champion
- 2015 - 1st RD/22nd overall
- 2023 Team USA Member



### NICK SMITH JR.

- 2nd Year in NBA
- 2023 - 1st RD/27th overall



### JORDAN WALSH

- 1st Year in NBA
- 2023 - 2nd RD/38th overall
- 2024 NBA Champion



### STANLEY UMUDE

- 3rd Year in NBA
- 2022 Free Agent



### JAYLIN WILLIAMS

- 2nd Year in NBA
- 2022 - 2nd RD/34th overall

<b>15</b> First Round Draft Picks	<b>7</b> All-NBA Selections	<b>7</b> NBA Champions
-----------------------------------	-----------------------------	------------------------

## PROHOGS AROUND THE WORLD

Adrio Bailey	NH Ostrava (Czech Republic)
Jaylen Barford	Reggio Emilia (Italy)
Patrick Beverley	Hapoel Shlomo (Israel)
Coty Clarke	Shimane Susano Magic (Japan)
Jeremiah Davenport	Tamis PN*(Serbia)
Jabril Durham	AMW Arka Gdynia (Poland)
El Ellis	Iowa Wolves (G League)
Courtney Fortson	Denain ASC Voltaire (France)
Chris Lykes	Sigortam (Turkey)
Daryl Macon	Maccabi Playtika Tel-Aviv (Israel)
Delvon Johnson	Arkadia Traiskirchen (Australia)
Kamani Johnson	Memphis Hustle
Joe Johnson	Triplets (USA BIG3)
Jalen Graham	Bora (Kosovo)
Rashad Madden	Doxa Lefkadas (Greece)
Keyon Menifield	Texas Legends (G League)
JD Notae	Sportinvest Trapani (Italy)
Janerro Pargo	Triplets (USA BIG3)
Michael Qualls	Borneo (Indonesia)
Justin Smith	Hapoel Bank Yahav (Israel)
Jalen Tate	Castello (Spain)
Charles Thomas	Regatas (Argentina)
Dustin Thomas	Haremspor (Turkey)
Au'Diese Toney	Kolososs HH (Greece)
Sonny Weems	Shenzhen Leopards (China)





# JOHN CALIPARI

**ARKANSAS HEAD COACH**  
**Clarion, 1982**

- **2015 NAISMITH BASKETBALL HALL OF FAME INDUCTEE**
- **5x NCAA NATIONAL COACH OF THE YEAR ('96, '08, '09, '10, '15)**
  - ^ *3x Naismith (1996, 2008, 2015)*
  - ^ *3x NABC (1996, 2009, 2015)*
  - ^ *2x Basketball Times (1996, 2015)*
  - ^ *2x Adolph Rupp Cup (2010, 2015)*
  - ^ *AP (2015)*
  - ^ *Jim Phelan (2009)*
  - ^ *Sports Illustrated (2009)*
- **4x SEC Coach of the Year (2010, 2012, 2015, 2020)**
- **3x C-USA Coach of the Year (2006, 2008, 2009)**
- **3x A10 Coach of the Year (1993, 1994, 1996)**

## ON-COURT SUCCESS

A "players-first" coach whose biggest goal is helping people reach their dreams, John Calipari, a Naismith Memorial Basketball Hall of Famer, has guided six teams to the Final Four, led one to a national championship and helped 58 players earn selection in the NBA Draft during his 32-year college coaching career.

Calipari took UMass to the Final Four in 1996, guided Memphis to the National Championship game in 2008 and led Kentucky to four Final Fours - including the 2012 National Championship, to become only the second coach in NCAA history to lead three different schools to the Final Four. He has racked up more than 850 on-court victories, 23 NCAA Tournament appearances, six Final Fours and numerous National Coach of the Year honors.

At every collegiate stop, Calipari's career has been successful throughout, but his 10-year stretch at Kentucky (2009-19) was among the best decades in NCAA history, reaching four Final Fours (with a 2012 championship and 2014 national runner-up), seven Elite 8 berths and nine trips to the Sweet 16.

The 2015 campaign was highlighted by Coach Cal directing the first ever college basketball team to own a 38-0 record (before falling in the Final Four) and became one of just three coaches to make four Final Fours in a five-year span. At the end of that 2015 season, Calipari became the 96th coach to join the Naismith Memorial Basketball Hall of Fame.

Coach Cal has led three teams to an NCAA-record 38 wins on the court in a season (once at Memphis and twice at Kentucky), led the NCAA in wins six times (at least once at UMass, Memphis and Kentucky) and tallied 29, 20-win seasons (including 11 30-win campaigns). With his sustained success, Coach Cal received the John R. Wooden Award Legends of Coaching honor in 2024.

While building a program out of obscurity at UMass and returning Memphis and Kentucky to national contenders, he has totaled the second-most wins in NCAA history in the first 20 years of a college coaching career.

## PLAYER SUCCESS

Quite honestly, though, Calipari's on-court success overshadows a much more significant picture.

In his goal to lead a players-first program, he has helped 61 young men realize their dreams by earning NBA Draft selections. He has had four No. 1 overall picks, which are more than any other coach, and a total of 43 first-round picks. In 2010, he had a record five first-round draft picks. Two years later, six of his players heard their names called at the 2012 draft, the most in the two-round draft era. Then in 2015, Cal would have six picks again, including a record-tying four lottery selections.

Calipari's players have entered the league NBA-ready. His players have garnered 39 All-Star selections, including a record-breaking seven in 2024, with Anthony Davis winning the game's MVP honor in 2017. Derrick Rose was named NBA MVP in 2011. Nine of his players have been tabbed All-NBA (16 times), three have been named NBA Rookie of the Year and 18 players have made the NBA All-Rookie teams. He is the only coach in history to have a player win each of the NBA's major honors: MVP, Rookie of the Year, Most Improved Player, Sixth Man of the Year and Clutch Player of the Year.

While producing top-notch talent, Calipari has stressed academics at each of his stops. At UMass, nearly 80% of his players graduated. Seventeen of his last 20 seniors at Memphis earned their bachelor's degrees. All 33 players at UK who were eligible to graduate by the end of their senior years walked away with a diploma in hand, including five players who earned their degree in just three years. Calipari's teams routinely have posted a combined team grade-point average of 3.0 or better.

## COMMUNITY SUCCESS

Calipari has raised millions of dollars to help the lives of those in need. He has had a particular passion to assist those impacted by natural disasters. For instance, in 2010, he used a telethon to raise more than \$1 million for victims of the devastating earthquake in Haiti. He followed that up with telethons in 2012, raising \$1 million for victims of Superstorm Sandy, in 2017 for victims of Hurricane Harvey, played a leading role in the "Kentucky United" efforts that generated more than \$5 million for victims of devastating tornadoes in Western Kentucky in 2021, and raised nearly \$4 million with the Kentucky Flood Relief Telethon and open practice at Rupp Arena in 2022.

Calipari launched his **THE CALIPARI FOUNDATION** in 2012 and has worked with several key partners to donate more than \$1.5 million, a figure that does not include matching funds that have been contributed from individuals and corporations. In 2013, Calipari initiated hosting an annual alumni weekend around his basketball fantasy experience with the intent to raise money for charity. After generating \$350,000 for selected organizations and charities during the inaugural game, the weekend has generated millions of dollars for charity since its inception.

In 2019, when federal workers were without pay due to a government shutdown, he, his wife and his foundation assisted workers with financial help and grocery gift cards. He and his wife, Ellen, teamed up with Fayette County Public Schools to help families in need during the COVID-19 pandemic.

Additional efforts include spearheading the creation of the **JOHN MCLENDON MINORITY LEADERSHIP INITIATIVE**, a nationwide coach-driven initiative to provide minorities a jump-start to their careers through practical experiences, opportunities to build their network and instilling the values of John McLendon: integrity, education, leadership and mentorship. Participants in the initiative will be known as MLI Future Leaders.

He was awarded the Jefferson Award for Outstanding Public Service in Sports by Multiplying Good in 2022. For more than 50 years, Multiplying Good has honored those who put others first. Those receiving the Jefferson Award are empowered to do more, while their stories of extraordinary public service inspire others to action. It is an award that underscores impact. He earned the Race Amity Medal of Honor in 2023.

## OTHER SUCCESS

In 2017, Coach Cal was named the head coach of the 2017 USA Basketball Men's U19 World Cup Team, which finished third at the 2017 FIBA U19 World Cup in Cairo. Also, he won gold as head coach of the 2012 Dominican Republic team at the Centrobasket Championship.

Author of five books, including the New York Times Best Seller "Players First: Coaching from the Inside Out," Calipari is a master of communication and maximizing talent. He lives by the motto that **"it's never a matter of how far you have fallen, but instead it's about how high you bounce back."**

## CALIPARI COMPOSITE COACHING RECORD

COLLEGIATE		32 Years	Overall	Conf.
UMass	1988-96	8 years	193-71	91-41
Memphis	2000-09	9 years	252-69	117-25
Kentucky	2009-24	15 years	410-122	196-65
<b>ARKANSAS</b>	<b>2024-pres.</b>	<b>1st year</b>	<b>11-2</b>	<b>--</b>
PROFESSIONAL		3 Years	72-112	
New Jersey	1996-99	3 years	72-112	
INTERNATIONAL		3 Years	20-8	
Dominican Republic	2011-12	2 years	15-7	
USA U-19	2017	1 year	5-1	

## CALIPARI FILE

### QUICK FACTS

Born: February 10, 1959

Hometown: Moon Township, Pa. (Moon Area HS, 1978)

Collegiate Career: UNC Wilmington (1978-80); Clarion (1980-82)

Alma Mater: Clarion State, 1982 (Business Marketing)

Family: Wife: Ellen. Children: Erin, Megan, Brad

### COACHING CAREER

1982-85 Kansas (Associate Assistant Coach)

1985-88 Pittsburgh (Assistant Coach)

1988-96 UMass (Head Coach)

1996-99 New Jersey Nets (Head Coach & Exec. VP of BB Ops)

1999-00 Philadelphia 76ers (Assistant Coach)

2000-09 Memphis (Head Coach)

2000-24 Kentucky (Head Coach)

**2024-pres. Arkansas (Head Coach)**

### COACHING AWARDS

2024 John R. Wooden Award "Legends of Coaching" honor  
 President of the NABC Board of Directors (2024-25)

2023 Race Amity Medal of Honor

2022 Jefferson Award for Outstanding Public Service in Sports

2022 Conference USA Hall of Fame

2021 NABC Guardians of the Game Pillar Award - Inclusion

NABC District 20 Coach of the Year

USBWA District IV Coach of the Year

2020 SEC Coach of the Year (Coaches)

2019 The Sporting News Coach of the Decade

2018 Naismith Hall of Fame "Service Above Self" Honoree

NABC Metropolitan Award

2015 Naismith Memorial Basketball Hall of Fame Inductee

AP National Coach of the Year

Naismith National Coach of the Year

NABC National Coach of the Year

The Sporting News National Coach of the Year

Adolph Rupp National Coach of the Year

SEC Coach of the Year (AP/Coaches)

USBWA District IV Coach of the Year

2012 Nell & John Wooden Coach of the Year Leadership Award

Naismith National Coach of the Year Finalist

SEC Coach of the Year (AP/Coaches)

2010 Adolph Rupp National Coach of the Year

Naismith National Coach of the Year Finalist

SEC Coach of the Year (AP)

Sporting News SEC Coach of the Year

Yahoo! Sports SEC Coach of the Year

USBWA District IV Coach of the Year

2009 NABC National Co-Coach of the Year

Sports Illustrated National Coach of the Year

Phelan National Coach of the Year

Iba National Coach of the Year Finalist

C-USA Coach of the Year

2008 Naismith National Coach of the Year

C-USA Coach of the Year

Iba National Coach of the Year Finalist

Phelan National Coach of the Year Finalist

2007 Phelan National Coach of the Year Finalist

USBWA District IV Coach of the Year

Basketball Times South Region Coach of the Year

2006 C-USA Coach of the Year

2004 NABC District 7 Coach of the Year

1996 Naismith National Coach of the Year

NABC National Coach of the Year

The Sporting News National Coach of the Year

Atlantic 10 Coach of the Year

1995 Naismith National Coach of the Year Finalist

1994 Naismith National Coach of the Year Finalist

Atlantic 10 Coach of the Year

1993 USBWA District I Coach of the Year

Atlantic 10 Coach of the Year

1992 Eastern Basketball Coach of the Year



### All-Time On-Court NCAA Division I Wins

1. Mike Krzyzewski 1,202
2. Jim Boeheim 1,116
3. Roy Williams 903
4. Bob Knight 902
5. Dean Smith 879
6. Jim Calhoun 877
7. Adolph Rupp 876
- 8. JOHN CALIPARI (active) 866**
9. Rick Pitino (active) 865
- Bob Huggins 863
11. Cliff Ellis 833
12. Rick Barnes (active) 819
13. Bill Self (active) 815
14. Eddie Sutton 806

### ACTIVE BEST ON-COURT WINNING PCT.

#### NCAA Division I (min. 10 yrs coaching DJ teams)

1. Mark Few 725-147 .831 26th yr
- 2. JOHN CALIPARI 866-264 .766 33rd yr**
3. Bill Self 815-251 .765 32nd yr
4. Rick Pitino 865-309 .737 37th yr
5. Bruce Pearl 674-265 .718 30th yr
6. Randy Bennett 544-219 .713 24th yr
7. Thad Matta 478-193 .712 20th yr
8. Tom Izzo 718-297 .707 30th yr
9. Chris Beard 268-112 .705 13th yr
10. Eric Musselman 230-97 .703 10th yr

## All-Time Calipari Draft Picks

61 PLAYERS (43 1st Rd • 18 2nd Rd)

\$ - 29 NBA Lottery Picks

Player (School)	Year	Rd (Overall)
Lou Roe (UMass)	1995	Second (30)
Marcus Camby (UMASS)	\$ 1996	First (2)
• <b>UMASS 2 Players 1 1st Rd • 1 2nd Rd</b>		
Dajuan Wagner (MEM)	\$ 2002	First (6)
Antonio Burks (MEM)	2004	Second (36)
Rodney Carney (MEM)	2006	First (16)
Shawne Williams (MEM)	2006	First (17)
<b>DERRICK ROSE (MEM) \$ 2008 FIRST (1)</b>		
Joey Dorsey (MEM)	2008	Second (33)
Chris Douglas-Roberts (MEM)	2008	Second (40)
Tyreke Evans (MEM)	\$ 2009	First (4)
Robert Dozier (MEM)	2009	Second (60)
• <b>MEMPHIS 9 Players 5 1st Rd • 4 2nd Rd</b>		
<b>JOHN WALL (UK) \$ 2010 FIRST (1)</b>		
DeMarcus Cousins (UK)	\$ 2010	First (5)
Patrick Patterson (UK)	\$ 2010	First (14)
Eric Bledsoe (UK)	2010	First (18)
Daniel Orton (UK)	2010	First (29)
Enes Kanter (UK)	\$ 2011	First (3)
Brandon Knight (UK)	\$ 2011	First (8)
Josh Harrellson (UK)	2011	Second (45)
DeAndre Liggins (UK)	2011	Second (53)
<b>ANTHONY DAVIS (UK) \$ 2012 FIRST (1)</b>		
Michael Kidd-Gilchrist (UK)	\$ 2012	First (2)
Terrence Jones (UK)	2012	First (18)
Marquis Teague (UK)	2012	First (29)
Doron Lamb (UK)	2012	Second (42)
Darius Miller (UK)	2012	Second (46)
Nerlens Noel (UK)	\$ 2013	First (6)
Archie Goodwin (UK)	2013	First (29)
Julius Randle (UK)	\$ 2014	First (7)
James Young (UK)	2014	First (17)
<b>KARL-ANTHONY TOWNS (UK) \$ 2015 FIRST (1)</b>		
Willie Cauley-Stein (UK)	\$ 2015	First (6)
Trey Lyles (UK)	\$ 2015	First (12)
Devin Booker (UK)	\$ 2015	First (13)
Andrew Harrison (UK)	2015	Second (44)
Dakari Johnson (UK)	2015	Second (48)
Jamal Murray (UK)	\$ 2016	First (7)
Skal Labissiere (UK)	2016	First (28)
Tyler Ulis (UK)	2016	Second (34)
De'Aaron Fox (UK)	\$ 2017	First (5)
Malik Monk (UK)	\$ 2017	First (11)
Bam Adebayo (UK)	\$ 2017	First (14)
Kevin Knox (UK)	\$ 2018	First (9)
Shai Gilgeous-Alexander (UK)	\$ 2018	First (11)
Jarred Vanderbilt (UK)	2018	Second (41)
Hamidou Diallo (UK)	2018	Second (45)
PJ Washington (UK)	\$ 2019	First (12)
Tyler Herro (UK)	\$ 2019	First (13)
Keldon Johnson (UK)	2019	First (29)
Tyrese Maxey (UK)	2020	First (21)
Immanuel Quickley (UK)	2020	First (25)
Nick Richards (UK)	2020	Second (42)
Isaiah Jackson (UK)	2021	First (22)
Brandon Boston Jr. (UK)	2021	Second (51)
Shaedon Sharpe (UK)	\$ 2022	First (7)
TyTy Washington Jr. (UK)	2022	First (29)
Cason Wallace (UK)	\$ 2023	First (10)
Chris Livingston (UK)	2023	Second (58)
Reed Sheppard (UK)	\$ 2024	First (3)
Rob Dillingham (UK)	\$ 2024	First (8)
Antonio Reeves (UK)	2024	Second (47)
• <b>KENTUCKY 50 Players 37 1st Rd • 13 2nd Rd</b>		

## CALIPARI BY YEAR

Year	School	Reg Season	Tourney	Postseason	Final Rank	AP/Coach
1988-89	UMass	8th	--	--	--	--
1989-90	UMass	6th	Won	NIT 1st Rd	--	--
1990-91	UMass	T-3rd	--	NIT Final Four (4th)	--	--
1991-92	UMass	1st	Won	NCAA SWEET 16	17 / 21	--
1992-93	UMass	1st	Won	NCAA Rd of 32	14 / 22	--
1993-94	UMass	1st	Won	NCAA Rd of 32	8 / 15	--
1994-95	UMass	1st	Won	NCAA ELITE 8	7 / 7	--
1995-96	UMass	1st	Won	NCAA FINAL FOUR	1 / 1	--
2000-01	Memphis	2nd (National)	--	NIT Final Four (3rd)	--	--
2001-02	Memphis	1st (National)	--	NIT Champion	--	--
2002-03	Memphis	1st (National)	--	NCAA Rd of 64	19 / --	--
2003-04	Memphis	T-1st	--	NCAA Rd of 32	24 / --	--
2004-05	Memphis	T-6th	--	NIT Final Four	--	--
2005-06	Memphis	1st	Won	NCAA ELITE 8	4 / 6	--
2006-07	Memphis	1st	Won	NCAA ELITE 8	5 / 7	--
2007-08	Memphis	1st	Won	NCAA RUNNER-UP	2 / 2	--
2008-09	Memphis	1st	Won	NCAA SWEET 16	3 / 9	--
2009-10	Kentucky	1st (East)	Won	NCAA ELITE 8	2 / 5	--
2010-11	Kentucky	2nd (East)	Won	NCAA FINAL FOUR	11 / 3	--
<b>2011-12</b>	<b>Kentucky</b>	<b>1st</b>	<b>Won</b>	<b>NCAA CHAMPION</b>	<b>1 / 1</b>	<b>--</b>
2012-13	Kentucky	T-2nd	--	NIT First Rd	--	--
2013-14	Kentucky	T-2nd	--	NCAA RUNNER-UP	-- / 2	--
2014-15	Kentucky	1st	Won	NCAA FINAL FOUR	1 / 3	--
2015-16	Kentucky	T-1st	Won	NCAA Rd of 32	10 / 16	--
2016-17	Kentucky	1st	Won	NCAA ELITE 8	6 / 5	--
2017-18	Kentucky	T-4th	Won	NCAA SWEET 16	18 / 17	--
2018-19	Kentucky	T-2nd	Won	NCAA ELITE 8	7 / 7	--
2019-20	Kentucky	1st	• SEC & NCAA Postseason Canceled •	--	8 / 7	--
2020-21	Kentucky	8th	--	--	--	--
2021-22	Kentucky	T-2nd	--	NCAA Rd of 64	7 / 16	--
2022-23	Kentucky	3rd	--	NCAA Rd of 32	RV / RV	--
2023-24	Kentucky	T-2nd	--	NCAA Rd of 64	20 / 19	--
2024-25	Arkansas	--	--	--	--	--

- 1 NCAA National Championship
- 1 NIT Championship (4 total NIT Final Fours)
- 3 NCAA National Title Games
- 6 Final Fours
- 12 NCAA Elite 8's
- 15 NCAA Sweet 16's
- 15 Conference Tournaments Titles Won
- 18 Regular Season Conference Titles Won or Shared
- 23 NCAA Tournament Berths
- 29 Combined NCAA and NIT Berths
- 72.2 winning percentage (57-22) in NCAA Tourney
- 78.4 winning percentage (58-16) in Conference Tourneys
- 130 Total Postseason Wins (130-42 = 75.6%)

^ Including Conference Tourneys, NIT and NCAA

	OVERALL	H	A	N	CONF.	H	A
CAREER	33 YRS	866-264	481-58	216-131	169-75	406-131	232-35
- UMASS	8 YRS	193-71	86-14	54-42	53-15	91-41	54-11
- UM	9 YRS	252-69	153-19	69-28	30-22	117-25	63-8
- UK	15 YRS	410-122	234-25	92-61	84-36	198-65	115-16
- ARK	1 YR	11-2	8-0	1-0	2-2	0-0	0-0

## DID YOU KNOW...

- Calipari Record in Conference Games:.....406-131 (.756)
- Calipari's April Record:.....172-59 (.745)
- Calipari's NCAA Tournament Record:.....57-22 (.731)
- Record in Conference Tournaments:.....58-16 (.784)
- Calipari's players have earned:
  - ^ 4 National Players of the Year (3 UK, 1 UMass)
  - ^ 2 National Freshmen of the Year (1 UK, 1 MEM)
  - ^ 12 Conference Players of the Year (6 UK, 3 MEM, 3 UMass)
  - ^ 20 Conference Frosh/Newcomers of the Year (12 UK, 6 MEM, 2 UMass)
  - ^ 25 All-American Honors (14 UK, 8 MEM, 3 UMass)
  - ^ 80 All-Conference Selections (36 UK, 22 MEM, 22 UMass)
- Calipari has won an NCAA, single-season record 38 games three times in his career ... Memphis in '08, UK in '12 and UK in 2015. Also, his 35 wins at UMass in '96 led the NCAA and are a UMass record.
- Calipari's teams have led the NCAA in wins six times.
  - ^ 38 - '08 (MEM) • '12 (UK) • '15 (UK)
  - ^ 35 - '10 tied (UK) • '96 (UMass)
  - ^ 33 - '06 tied (Memphis)
- Calipari is the winningest coach in NCAA Division I history for a five-year span with 173 victories from 2008-12.
- Calipari is the first coach in NCAA Division I history to record five straight 30-win seasons.
- Calipari is one of only two coaches (Rick Pitino) to lead three different schools to a Final Four.
- Calipari is one of only three coaches (John Wooden, Mike Krzyzewski) to go to four Final Fours in a five-season span.
- Calipari has advanced to the Sweet 16 in 12 of the last 18 NCAA Tournaments played and the Elite Eight 10 times.
- Calipari has helped 61 players earn selection in the NBA Draft, including 43 first-round picks, and has had at least two players selected in 18 straight years (since 2007) with 11 times having three players drafted including five times with at least four.
- Calipari had seven players make the 2024 NBA All-Star game rosters. The next closest was Duke with two. Also, Calipari had a nation's best 22 players on 2024 NBA Playoff rosters (on 13 of the 22 teams).
- Calipari had seven players on the Olympic rosters in 2024, the most of any coach.
  - ^ USA: Bam Adebayo, Anthony Davis and Devin Booker
  - ^ CANADA: Shai Gilgeous-Alexander, Jamal Murray and Trey Lyles
  - ^ SOUTH SUDAN: Wenyen Gabriel
- In his career, his players have won each of the six NBA major awards:
  - ^ 1 NBA Player of the Year
  - ^ 1 NBA Defensive Player of the Year
  - ^ 1 NBA Sixth Man of the Year
  - ^ 2 NBA Most Improved Players
  - ^ 3 NBA Rookies of the Year
- Calipari had more wins in a 10-year period than any other coach in college basketball history with 327 from 2006-15.
- Calipari was the fourth-fastest coach to 800 on-court wins, behind Adolph Rupp, Roy Williams and Dean Smith.
- Calipari was the eighth-fastest NCAA Division I men's basketball coach to reach 400 victories at a single school (516 games at UK).
- Calipari's 31 combined regular season and tournament league titles trail only Mark Few (41) of Gonzaga for most among active coaches.
- Calipari's 57 NCAA Tournament wins ties for the most by any active coach.

**CALIPARI REACHES 800 CAREER VICTORIES**

With Kentucky's overtime win over Mississippi State on Jan. 25, 2022, John Calipari reached 800 on-court wins. At the time he was one of just 22 coaches, regardless of NCAA level of classification, to reach that barrier. Only 14 coaches have done it with at least 10 seasons at the Division I level.

Calipari was the fourth-fastest coach to 800 on-court wins at 1,037 games. Only Adolph Rupp (972 games), Roy Williams (1,012 games) and Dean Smith (1,029 games) did it faster.

Although Calipari is still climbing the charts, he is doing it nearly as fast as anyone else in NCAA history. When he defeated Mississippi State on Jan. 17, 2024, Calipari became the third-fastest active head coach to 400 wins at a single program, trailing only Bill Self (Kansas - 484) and Mark Few (Gonzaga - 499). Overall, Calipari needed just 516 games to reach 400 wins while at UK to rank the eighth fastest in Division I history.

**All-Time Coaching On-Court Win Totals      Calipari's Milestone On-Court Wins at the Division I Level (thru 2023-24):**

1. Mike Krzyzewski	1,202	1	Southern Connecticut	11/26/88
2. Jim Boheim	1,116	100	Temple	03/11/93
3. Roy Williams	903	200	at Houston	01/06/01
4. Bob Knight	899	300	at #9 Louisville	02/09/05
5. Dean Smith	879	400	at Tulane	02/20/08
6. Jim Calhoun	877	500	#13 Florida	02/26/11
7. Adolph Rupp	876	600	vs #5 Kansas	11/148/14
8. Bob Huggins	863	700	Illinois-Chicago	11/26/17
<b>9. JOHN CALIPARI (active)</b>	<b>860</b>	<b>800</b>	Mississippi State	01/25/22
<b>Rick Pitino (active)</b>	<b>860</b>			
11. Cliff Ellis	833			
<b>12. Rick Barnes (active)</b>	<b>813</b>			
<b>Bill Self (active)</b>	<b>813</b>			
14. Eddie Sutton	806			

**PRESIDENT CALIPARI**

University of Arkansas head coach John Calipari will serve as the **President of the NABC Board of Directors for the 2024-25 season**. Calipari's term as President will run through the 2025 Men's Final Four.

In his role as NABC President, Calipari will provide strategic leadership for the NABC Board of Directors on its advocacy work and initiatives that support the coaching community and the game of basketball.

"John Calipari is one of basketball's most impactful leaders, and he has a passion for addressing issues that impact the sport and the coaching profession," said NABC Executive Director Craig Robinson. "Coach Calipari has long been a vocal advocate for coaches from all levels, and I'm confident our entire NABC membership will benefit from his service in this role."

Calipari first joined the NABC Board of Directors in 2013, and served as its First Vice President last season (2-23-24).

**FIRST BALLOT HALL OF FAMER**

John Calipari joined basketball's fraternity of legends in **September of 2015 after being elected to the Naismith Memorial Basketball Hall of Fame** on the first ballot. Calipari joined an elite group of basketball players and coaches in the Naismith Hall of Fame, considered to be one of the ultimate honors in the sport.

The Class of 2015 included Calipari, Dick Bevetta, Louie Dampier, Lindsay Gaze, Tom Heinsohn, John Isaacs, Spencer Haywood, Lisa Leslie, Dikembe Mutombo, George Raveling and JoJo White. Calipari was inducted in Springfield, Mass., and nearly 70 of his former players joined him on stage during his acceptance speech.

**COACH CAL IMMORTALIZED AT UMASS, CLARION, CONFERENCE USA**

John Calipari's Hall of Fame rise began at **UMass**, and the school honored his program's breakthrough in the 1990s by unveiling a statue of Calipari on the Amherst campus in September 2021. Calipari was one of four icons synonymous with UMass basketball to earn the honor. Calipari's statue was unveiled next to Marcus Camby, Julius Erving and the late Jack Leaman outside the Mullins Center.

At UMass, Calipari led the Minutemen to a 193-71 on-court record in his eight seasons as head coach from 1989-96. His .731 career winning percentage remains the best in school history. Calipari led UMass to five straight NCAA Tournament appearances from 1992 to 1996 after UMass had gone to the NAAs only once in the first 81 years of the program. His Minutemen made the Atlantic 10's first and only Final Four appearance during the 1996 season, during which they went 35-2 overall and spent 10 weeks ranked No. 1 in the nation. Following the 1996 season, Calipari was named National Coach of the Year by the National Association of Basketball Coaches, The Sporting News and Naismith.

**Clarion** honored Calipari by having a statue erected and naming the basketball court in his honor. Tippin Gymnasium's floor was officially renamed the John V. Calipari Court in September 2021 and is better known as "Coach Cal Court." Calipari started his college playing career at UNC Wilmington before transferring to Clarion in 1981, helping the Golden Eagles reach their first NCAA Division II Tournament in program history that year.

In the summer of 2022, Calipari was enshrined into the **Conference USA** Hall of Fame. Calipari was honored by the league for his impressive tenure as head men's basketball coach at the University of Memphis, where he coached from the 2000-09. Calipari led the Tigers to the 2008 NCAA title game, including an NCAA, single-season record 38 wins. As a result, he earned his second Naismith National Coach of the Year honor, becoming only the second coach to earn the honor multiple times since its inception in 1987. Calipari, the 2009 Sports Illustrated National Coach of the Year, led the Tigers to nine straight 20-win campaigns and nine consecutive postseason appearances, the only Memphis coach to do that. He posted 252 on-court wins - 28.0 wins per season - as the Tigers' head coach, making him the winningest coach in school history. From 2006-08, the Tigers won 104 games, making Calipari the winningest head coach in NCAA Division I history in a three-year span.

**A WOODEN AWARD LEGEND OF COACHING**

On Oct. 3, 2023, it was announced that John Calipari would receive the **John R. Wooden Award "Legends of Coaching" honor**. On April 12, 2024, the newly named Razorback head basketball coach was on hand for the trophy presentation at the Los Angeles Athletic Club.

The "Legends of Coaching" honor recognizes coaches who exemplify Coach Wooden's high standard of coaching success and personal integrity. The award was adopted by the Wooden Award Steering Committee in 1999. The honorees are selected based on character, success on the court, graduation rate of student-athletes in their basketball program, coaching philosophy, and identification with the goals of the John R. Wooden Award. He will be presented the honor along with the 2024 Wooden Award winners on April 12, 2024.

Chairman of the Wooden Award Steering Committee Sam Lagana said, "Coach John Calipari has been a significant part of the Wooden Award experience, dating back to his first

**CALIPARI VS. ALL OPPONENTS**

Opponent	Overall	at ARK	Opponent	Overall	at ARK	Opponent	Overall	at ARK
Ablene Christian	1-0	-	Kansas State	2-2	-	Savannah State	1-0	-
<b>Alabama</b>	<b>20-7</b>	<b>--</b>	Keene State	1-0	-	Seton Hall	1-1	-
Alabama-Birmingham (UAB)	15-3	-	<b>Kentucky</b>	<b>2-4</b>	<b>--</b>	Siena	4-0	-
Albany	2-0	-	La Salle	3-0	-	<b>South Carolina</b>	<b>16-6</b>	<b>--</b>
Arizona	1-1	-	Lafayette (Pa.)	1-0	-	South Carolina State	1-0	-
Arizona State	2-1	-	Lamar	5-0	-	South Florida (USF)	10-1	-
<b>Arkansas</b>	<b>16-9</b>	<b>-</b>	LIU-Brooklyn	1-0	-	Southern	1-0	-
<b>Arkansas-Little Rock</b>	<b>4-0</b>	<b>1-0</b>	<b>Lipscomb</b>	<b>2-0</b>	<b>1-0</b>	Southern Cal	2-0	-
Arkansas-Pine Bluff	1-0	-	Long Beach State	1-0	-	SMU	7-0	-
Arkansas State	4-0	-	<b>Louisiana State (LSU)</b>	<b>15-5</b>	<b>--</b>	South Connecticut	1-0	-
<b>Auburn</b>	<b>15-6</b>	<b>--</b>	Louisiana Tech	1-1	-	Southeastern Louisiana	3-0	-
Austin Peay	6-1	-	Louisville	19-8	-	Southern Illinois	1-0	-
<b>Baylor</b>	<b>1-3</b>	<b>0-1</b>	Loyola (Md.)	1-0	-	Southern Miss	15-4	-
Bellarmine	1-0	-	Manhattan	2-0	-	Southwest Texas St.	1-0	-
Belmont	2-0	-	Marist	2-0	-	St. Bonaventure	17-1	-
Boise State	1-0	-	Marquette	3-1	-	St. John's	1-0	-
Boston	7-1	-	Marshall	7-0	-	Saint Joseph's	16-5	-
Boston College	2-0	-	Maryland	5-3	-	Saint Mary's College	1-0	-
Bradley	1-0	-	<b>Maryland-Eastern Shore</b>	<b>1-0</b>	<b>1-0</b>	Saint Peter's	1-0	-
Bucknell	1-0	-	Massachusetts	1-0	-	Stanford	3-2	-
Buffalo	3-0	-	Massachusetts-Lowell	2-1	-	Stephen F. Austin	1-0	-
BYU	1-0	-	Memphis	1-0	-	Stonehill	1-0	-
Cal State-Northridge	1-0	-	<b>Miami (Fla.)</b>	<b>2-1</b>	<b>1-0</b>	Stony Brook	1-0	-
Canisius	1-0	-	Miami (Ohio)	2-0	-	Syracuse	3-2	-
<b>Central Arkansas</b>	<b>1-0</b>	<b>1-0</b>	<b>Michigan</b>	<b>3-0</b>	<b>1-0</b>	TCU	7-1	-
Central Connecticut State	2-0	-	Michigan State	3-2	-	Temple	13-11	-
Central Florida (UCF)	5-0	-	Middle Tennessee	3-0	-	<b>Tennessee</b>	<b>22-16</b>	<b>--</b>
Central Michigan	1-0	-	Milwaukee	1-0	-	Tennessee-Martin	5-0	-
Charlotte	2-3	-	<b>Mississippi (Ole Miss)</b>	<b>19-5</b>	<b>--</b>	Tennessee State	1-0	-
Chattanooga	2-0	-	<b>Mississippi State</b>	<b>20-1</b>	<b>--</b>	Tennessee Tech	1-0	-
Christian Brothers	2-0	-	Mississippi Valley State	1-0	-	<b>Texas</b>	<b>2-2</b>	<b>--</b>
Cincinnati	6-7	-	<b>Missouri</b>	<b>12-5</b>	<b>--</b>	Texas-Arlington	3-0	-
Cleveland State	4-0	-	Monmouth	2-0	-	Texas-El Paso (UTEP)	5-0	-
Coastal Carolina	1-0	-	Montana State	1-0	-	<b>Texas-San Antonio</b>	<b>1-0</b>	<b>1-0</b>
Colorado	1-1	-	Morehead State	3-0	-	<b>Texas A&amp;M</b>	<b>12-5</b>	<b>--</b>
Colorado State	0-1	-	Mount St. Mary's	2-0	-	Texas A&M-Commerce	1-0	-
Columbia	1-0	-	Murray State	1-0	-	Texas Tech	1-0	-
Connecticut	2-5	-	Nevada	1-0	-	Towson	1-0	-
Coppin State	1-0	-	New Hampshire	5-0	-	<b>Troy</b>	<b>2-0</b>	<b>1-0</b>
Cornell	1-0	-	New Mexico	1-0	-	Tulane	16-0	-
Dartmouth	1-0	-	New Mexico State	1-0	-	Tulsa	11-1	-
Davidson	1-0	-	New Orleans	1-0	-	UCLA	4-5	-
Dayton	1-0	-	NJIT	1-0	-	Utah	2-2	-
DePaul	4-2	-	North Carolina	9-4	-	Utah Valley	2-0	-
Detroit	1-0	-	UNC-Asheville	2-0	-	Valparaiso	1-0	-
Drexel	2-0	-	UNC-Greensboro	2-0	-	<b>Vanderbilt</b>	<b>27-6</b>	<b>--</b>
Duke	1-4	-	UNC-Wilmington	1-1	-	Vermont	3-0	-
Duquesne	13-4	-	<b>North Carolina A&amp;T</b>	<b>1-0</b>	<b>1-0</b>	Villanova	2-0	-
East Carolina	7-0	-	North Carolina State	1-0	-	Virginia	0-1	-
East Tennessee State	4-0	-	North Dakota	1-0	-	VMI	1-0	-
Eastern Kentucky	4-0	-	North Florida	2-0	-	Virginia Tech	3-0	-
Eastern Michigan	2-0	-	North Texas	1-0	-	Wake Forest	2-1	-
Evansville	0-1	-	Northeastern	3-1	-	Washington	1-0	-
Fairleigh Dickinson	1-0	-	Northern Kentucky	2-0	-	West Virginia	13-7	-
<b>Florida</b>	<b>25-10</b>	<b>--</b>	Northwestern State	1-0	-	Western Kentucky	3-0	-
Florida A&M	1-0	-	Notre Dame	2-3	-	Wichita State	2-0	-
Florida State	1-1	-	<b>Oakland</b>	<b>2-1</b>	<b>1-0</b>	Winthrop	3-0	-
Florida Tech	0-1	-	Ohio	1-0	-	Wisconsin	1-1	-
Fordham	5-0	-	Ohio State	1-3	-	Wofford	2-0	-
Fort Wayne	1-0	-	<b>Oklahoma</b>	<b>5-1</b>	<b>--</b>	Wright State	1-0	-
Furman	1-0	-	Oklahoma State	0-2	-	Xavier	2-2	-
George Mason	1-0	-	Old Dominion	2-0	-	Yale	2-0	-
George Washington	8-9	-	Oral Roberts	1-0	-	<b>Totals</b>	<b>866-264</b>	<b>11-2</b>
Georgetown	2-1	-	Oregon State	1-0	-			
<b>Georgia</b>	<b>22-4</b>	<b>--</b>	<b>Pacific</b>	<b>1-0</b>	<b>1-0</b>			
Georgia Tech	2-2	-	Penn	4-0	-			
Gonzaga	4-2	-	Penn State	4-4	-			
Grand Canyon	1-0	-	Pepperdine	1-0	-			
Hampton	1-0	-	Pittsburgh	2-1	-			
Hartford	2-0	-	Portland	3-0	-			
Harvard	2-0	-	Princeton	2-0	-			
High Point	1-0	-	Providence	4-1	-			
Hofstra	1-0	-	Purdue	2-1	-			
Holy Cross	4-1	-	Radford	1-0	-			
Houston	17-3	-	Rhode Island	16-2	-			
Howard	2-0	-	Rice	4-0	-			
<b>Illinois</b>	<b>1-2</b>	<b>0-1</b>	Richmond	1-1	-			
Illinois-Chicago (UIC)	1-0	-	Rider	1-0	-			
Illinois State	2-0	-	Robert Morris	2-1	-			
Indiana	3-2	-	Rutgers	11-4	-			
Iowa	0-1	-	Saint Louis	4-3	-			
Iowa State	2-0	-	Saint Peter's	0-1	-			
Jackson State	2-0	-	Sam Houston State	1-0	-			
Kansas	5-9	-	Samford	3-0	-			
			Santa Clara	1-0	-			

**CAL AT SEC ARENAS**

	TOTAL	MASS	UM	UK	ARK
Coleman Coliseum	5-5	0-0	1-0	4-5	0-0
Bud Walton Arena	8-5	0-0	1-1	7-4	(6-0)
Neville Arena *	4-6	0-0	0-0	4-6	0-0
O'Connell Center	10-5	0-0	0-0	10-5	0-0
Stegman Coliseum	7-4	0-0	0-0	7-4	0-0
Rupp Arena	0-1	0-1	0-0	(248-26)	0-0
Maravich Center	6-4	0-0	0-0	6-4	0-0
Black Pavilion #	3-1	0-0	0-0	3-1	0-0
Humphrey Coliseum	9-0	0-0	0-0	9-0	0-0
Mizzou Arena *	4-2	0-0	0-0	4-2	0-0
Lloyd Noble Center	1-1	1-1	0-0	0-0	0-0
Colonial Life Arena	5-6	0-0	0-0	5-6	0-0
Thompson-Boling Arena	9-9	0-0	1-2	8-7	0-0
Moody Center	0-0	0-0	0-0	0-0	0-0
Reed Arena	6-3	0-0	0-0	6-3	0-0
Memorial Gym	13-2	0-0	0-0	13-2	0-0
<b>As Opposing Coach</b>	<b>90-54</b>	<b>1-0</b>	<b>3-3</b>	<b>86-49</b>	<b>0-0</b>

TOT MASS UM UK ARK  
 \* AUB Beard-Exles-Memorial 1-0 0-0 0-0 1-0 0-0  
 # OW Tad Smith Coliseum 3-2 0-0 1-1 2-1 0-0  
 \* MIZ Hearn Center 0-1 0-0 0-0 0-1 --

head coaching assignment at UMass. He has supported the Award and stood with his candidates and winners every step of the way. Coach Wooden had an appreciation for Coach Cal that carried through the years and Coach Calipari has demonstrated great reverence for Coach Wooden as both shared a 'players first' mentality, with emphasis on care for the student-athlete and in the value of competitive greatness. John Calipari is a wonderful addition to the fraternity of Wooden Award 'Legends of Coaching' recipients."

Calipari's on-court success is well publicized and culminated with the highest honor in the sport by being inducted into the Naismith Hall of Fame. Off the court, Coach Calipari's impact has been felt in his community and abroad. In 2012, he founded the John Calipari Foundation which has partnered with many organizations, including: Samaritan's Feet, 4 Paws for Ability, One Parent Scholar House and Team Focus. He has partnered with the American Red Cross to raise millions of dollars to help people affected by disasters such as the 2010 Haitian earthquake, 2012 Superstorm Sandy, and the 2022 flooding in Eastern Kentucky. He helped spearhead the creation of the John McLeod Minority Leadership Initiative, a national coach-driven initiative to provide minorities with a jump-start to their careers.

### CALIPARI RECEIVES JEFFERSON AWARD

John Calipari received the **Jefferson Award for Outstanding Public Service in Sports by Multiplying Good** on Nov. 2, 2022. For more than 50 years, Multiplying Good has honored those who put others first. Those receiving the Jefferson Award are empowered to do more, while their stories of extraordinary public service inspire others to action. It is an award that underscores impact.

Founded over 50 years ago by Jackie Kennedy Onassis, Sen. Bob Taft Jr., and Sam Beard, Multiplying Good is the world's most foremost and highly celebrated organization focused on and honoring public service.

Other recipients of the Jefferson Award included Arthur Ashe, Tom Brokaw, Larry Fitzgerald, Betty Ford, John Glenn, Bob Hope, Steve Jobs, Shaquille O'Neal, General Colin Powell, John D. Rockefeller and Oprah Winfrey. Calipari is the first men's college basketball coach to receive the honor.

### CALIPARI NAMED SPORTING NEWS' COACH OF THE DECADE

Underscored by more victories than any other coach or program, more Final Four appearances, a record number of NBA Draft picks and the 2012 national championship, John Calipari was named the **College Basketball Coach of the Decade by Sporting News** in January 2020.

In a piece penned by national writer Mike DeCourcy, Sporting News credited Calipari for changing the college basketball landscape. Detailing Calipari's success - what DeCourcy described as a "college basketball revolution" - DeCourcy wrote that "no one defined the 2010s in the same way as Calipari... nor achieved the same degree of consistent success."

### CALIPARI UNRIVALED IN CONFERENCE

John Calipari has **won a combined 16 league regular-season championships** in his career (including six Southeastern Conference titles). That is seven more than the next-closest coach in the SEC (Bruce Pearl has nine). Calipari has **won a combined 15 conference tournament titles** in his career (six in the SEC), 10 more than his closest competitor (Nate Oats with five).

Calipari has tallied a **406-131 (75.6%) all-time record within conference play** as a head coach and owns a 198-65 (75.3%) record since joining the SEC.

Although he's been publicly outspoken against conference tournaments - only because he doesn't favor playing three or more games on consecutive days to win the tournament - his teams have gotten up for them. **Calipari's teams at UMass, Memphis and Kentucky have been to 19 conference championship games in his career, winning a remarkable 15 of them.** Calipari is 58-16 (78.4%) all-time in conference tournaments, including 24-8 (75.0%) in the SEC. Calipari ranks third in SEC Tournament wins all-time.

### THERE'S NO PLACE LIKE HOME

John Calipari-coached teams have posted an **all-time record of 473-58 (88.7%) record at home.**

Calipari's best home winning streak came when he began his career at UK with a 54-game home win streak at Rupp Arena. He additionally had a 42-game home win streak at UK (2014-17).

He has gone undefeated at home 10 times overall - adding seven times with just one loss - while going undefeated at home in league play 14 times.

### LIFE AWAY FROM HOME ISN'T SO BAD EITHER

As good as John Calipari's team's have been at home, they're pretty good in hostile environments on the road. His teams are 215-131 (62.1%) overall on the road. However, dating back to the 2005-06 season, Calipari has recorded a 131-65 (66.8%) record on the road.

At neutral-site venues, his teams are 167-73 (69.6%) including six seasons with at least 10 neutral-site wins.

### CALIPARI IN ELITE COMPANY WITH CONFERENCE CHAMPIONSHIPS

When Kentucky clinched a share of the 2017 Southeastern Conference championship, John Calipari became the first NCAA Division I coach to lead three different programs (UMass, Memphis, Kentucky) to five on-court regular-season league titles three different times.

^ UMass won five Atlantic 10 titles (1992, '93, '94, '95 and '96).

^ Memphis claimed five Conference USA crowns (2004, '06, '07, '08 and '09).

^ Kentucky captured the SEC Championship six times (2010, '12, '15, '16, '17 and '20).

Perhaps more impressive is that Calipari has 31 combined regular-season and tournament championships. That trails only Mark Few of Gonzaga (41 titles) and Kentucky's Adolph Rupp (41) for the most combined championships. Bill Self (Kansas) also has 31 combined titles.

### CALIPARI AT NO. 1

John Calipari is one of just two coaches (Frank McGuire) to lead three programs to a No. 1 ranking in the Associated Press Top 25.

Calipari has led 10 of his teams to a No. 1 AP ranking.

^ His teams are 110-13 (89.4%) as when ranked #1 by AP #1, including 69-8 at UK, 32-4 at UMass and 9-1 at Memphis

^ His 110 victories are the most among active coaches with victories at No. 1

^ Has coached 123 career games as #1, 4th-most in NCAA history, trailing Mike Krzyzewski (255), John Wooden (228) and Adolph Rupp (127)

^ Among coaches who have owned a #1 ranking in at least 19 games, Calipari's winning percentage of 89.4% trails only Wooden (95.2%)

^ Calipari is 6-5 all-time when playing an AP #1 team

### DREAM MAKER

As someone who prides himself on helping young men reach their dreams, John Calipari has helped 61 players earn selection in the NBA Draft during his college coaching career, more than any other coach.

^ Four No. 1 overall picks (Derrick Rose, John Wall, Anthony Davis and Karl-Anthony Towns) from 2008-16. No other coach had more than 3

^ In 2010, five of his players were selected in the first round for the first time in NBA history

^ His six players in both the 2012 and 2015 NBA drafts are the most in the two-round era

^ Churned out 43 first-rounders and 29 lottery picks

^ While at Kentucky, 58 of his 73 full-time scholarship players (79.5 success rate) who finished their college careers under Calipari (did not transfer or leave the program early) were either drafted or made an NBA roster This does not include the late Terrence Clarke.

^ Only coach to produce the top two picks in the same draft (2012, Anthony Davis and Michael Kidd-Gilchrist)

^ Produced 20 top-10 picks including at least one in 12 straight drafts from 2008-19, the only school to do so during that time period

^ He is the only coach in history to have a former player win each of the following NBA awards: Player of the Year, Rookie of the Year, Sixth Man of the Year, Most Improved Player of the Year and Clutch Player of the Year

^ Eleven of his former players have combined to earn 39 NBA All-Star honors, 10 have been tabbed All-NBA (19 times), three were named NBA Rookie of the Year, and 19 players have made the NBA All-Rookie teams. Rose was named NBA MVP in 2011 and Davis won NBA All-Star MVP honors in 2017.

### CHANGING FAMILIES LIVES

John Calipari hasn't just signed the best talent in the country; he's been the best at developing that talent, making those players better prepared than anyone else and getting them ready for all things at the next level. The proof is in the numbers.

Entering the 2024-25 NBA season, Calipari's NBA pros have amassed almost \$4 billion in career NBA contracts, which doesn't include endorsement deals and players on overseas contracts. His former players that were on NBA rosters made nearly \$2.3 billion in their career while players on current NBA rosters are signed to make \$1.9 billion under current contracts. For the 2024-25 NBA season alone, Cal's players are set to earn over \$475 million.

## #LaFamilia NBA Awards

### NBA PLAYER OF THE YEAR

2011 Derrick Rose

### NBA ROOKIE OF THE YEAR

2009 Derrick Rose  
2010 Tyreke Evans  
2016 Karl-Anthony Towns

### NBA DEFENSIVE PLAYER OF THE YEAR

2007 Marcus Camby

### NBA MOST IMPROVED PLAYER

2021 Julius Randle  
2024 Tyrese Maxey

### NBA SIXTH MAN OF THE YEAR

2022 Tyler Herro

### NBA CLUTCH PLAYER OF THE YEAR

2023 De'Aaron Fox

### NBA CARES COMMUNITY ASSIST AWARD

2021 Devin Booker  
2017 DeMarcus Cousins (offseason)  
2016 John Wall

### NBA SOCIAL JUSTICE CHAMPION

2024 Karl-Anthony Towns

### NBA SPORTSMANSHIP AWARD

2024 Tyrese Maxey

### NBA CHAMPION

2020 Anthony Davis  
2023 Jamal Murray

### ALL-NBA TEAM

2011 Derrick Rose (1st)  
2012 Derrick Rose (1st)  
2015 Anthony Davis (1st)  
DeMarcus Cousins (2nd)  
DeMarcus Cousins (2nd)  
2017 Anthony Davis (1st)  
John Wall (3rd)  
2018 Anthony Davis (1st)  
Karl-Anthony Towns (3rd)  
2020 Anthony Davis (1st)  
2021 Julius Randle (2nd)  
2022 Devin Booker (1st)  
Karl-Anthony Towns (3rd)  
Shai Gilgeous-Alexander (1st)  
De'Aaron Fox (3rd)  
Julius Randle (3rd)  
2024 Shai Gilgeous-Alexander (1st)  
Anthony Davis (2nd)  
Devin Booker (3rd)

### ALL-NBA ROOKIE TEAM

1997 Marcus Camby (1st) 1997  
2010 Tyreke Evans (1st)  
Derrick Rose (1st)  
2011 DeMarcus Cousins (1st)  
John Wall (1st)  
Eric Bledsoe (2nd)  
2012 Brandon Knight (1st) 2012  
2013 Anthony Davis (1st)  
Michael Kidd-Gilchrist (2nd)  
2015 Nerlens Noel (1st)  
2016 Karl-Anthony Towns (1st)  
Devin Booker (1st)  
Willie Cauley-Stein (2nd)  
2017 Jamal Murray (2nd)  
2019 Shai Gilgeous-Alexander (2nd)  
2020 Tyler Herro (2nd)  
PJ Washington (2nd)  
2021 Immanuel Quickley (2nd)  
2024 Cason Wallace (2nd)

### ALL-NBA DEFENSIVE TEAM

2005 Marcus Camby (2nd)  
2006 Marcus Camby (2nd)  
2007 Marcus Camby (1st)  
2008 Marcus Camby (1st)  
2015 Anthony Davis (2nd)  
John Wall (2nd)  
2017 Anthony Davis (2nd)  
2018 Anthony Davis (1st)  
2019 Eric Bledsoe (1st)  
2020 Anthony Davis (1st)  
Eric Bledsoe (2nd)  
Bam Adebayo (2nd)  
2021 Bam Adebayo (2nd)  
2022 Bam Adebayo (2nd)  
2023 Bam Adebayo (2nd)  
2024 Anthony Davis (1st)  
Bam Adebayo (1st)

### NBA ALL-STAR TEAM

2010 Derrick Rose  
2011 Derrick Rose  
2012 Derrick Rose  
2014 Anthony Davis  
John Wall  
2015 DeMarcus Cousins  
Anthony Davis  
John Wall  
2016 DeMarcus Cousins  
Anthony Davis  
John Wall  
2017 DeMarcus Cousins  
Anthony Davis  
John Wall  
2018 DeMarcus Cousins  
Anthony Davis  
Karl-Anthony Towns  
John Wall  
2019 Anthony Davis  
Karl-Anthony Towns  
2020 Bam Adebayo  
Devin Booker  
Anthony Davis  
2021 Devin Booker  
Anthony Davis  
Julius Randle  
2022 Devin Booker  
Karl-Anthony Towns  
2023 Bam Adebayo  
De'Aaron Fox  
Shai Gilgeous-Alexander  
Julius Randle  
2024 Bam Adebayo  
Devin Booker  
Anthony Davis  
Shai Gilgeous-Alexander  
Tyrese Maxey  
Julius Randle  
Karl-Anthony Towns

### ALL-STAR GAME MVP

2017 Anthony Davis

### RIISING STARS CHALLENGE MVP

2010 Tyreke Evans  
2011 John Wall  
2017 Jamal Murray

### SLAM DUNK CONTEST WINNER

2014 John Wall  
2019 Hamidou Diallo

### 3-POINT CONTEST WINNER

2018 Devin Booker  
2022 Karl-Anthony Towns

### SKILLS CHALLENGE WINNER

2009 Derrick Rose  
2016 Karl-Anthony Towns  
2020 Bam Adebayo



### CALIPARI VS RANKED OPPONENTS (AP RANKING)

TOTALS	Overall: 114-97	Home: 39-15	Away: 21-37	Neutral: 54-45
-UMass	Overall: 19-12	Home: 4-1	Away: 4-4	Neutral: 11-7
-UM	Overall: 20-33	Home: 10-6	Away: 3-12	Neutral: 7-15
-UK	Overall: 74-51	Home: 25-8	Away: 14-21	Neutral: 35-22
-ARK	Overall: 1-1	Home: 0-0	Away: 0-0	Neutral: 1-1

Vs. #1	Overall: 6-5	UMass: 3-0	UM: 0-2	UK: 3-3	ARK: 0-0
Home:	1-0	0-0	0-0	1-0	0-0
Away:	0-1	0-0	0-0	0-1	0-0
Neutral:	5-4	3-0	0-2	2-2	0-0

Vs. #2	Overall: 1-6	UMass: 0-1	UM: 0-1	UK: 1-4	ARK: 0-0
Home:	0-2	0-0	0-1	0-1	0-0
Away:	0-2	0-0	0-0	0-2	0-0
Neutral:	1-2	0-1	0-0	1-1	0-0

Vs. #3	Overall: 3-3	UMass: 1-1	UM: 1-0	UK: 1-2	ARK: 0-0
Home:	1-1	0-0	0-0	1-1	0-0
Away:	0-0	0-0	0-0	0-0	0-0
Neutral:	2-2	1-1	1-0	0-1	0-0

Vs. #4	Overall: 5-6	UMass: 1-0	UM: 1-0	UK: 3-4	ARK: 0-0
Home:	1-0	0-0	0-0	1-0	0-0
Away:	3-3	0-0	1-1	2-2	0-0
Neutral:	1-3	1-0	0-1	0-2	0-0

Vs. #5	Overall: 7-5	UMass: 0-0	UM: 2-3	UK: 5-2	ARK: 0-0
Home:	2-1	0-0	2-0	0-1	0-0
Away:	2-0	0-0	0-0	2-0	0-0
Neutral:	3-4	0-0	0-3	3-1	0-0

Vs. #6	Overall: 5-6	UMass: 0-2	UM: 2-2	UK: 3-2	ARK: 0-0
Home:	3-1	0-0	1-1	2-0	0-0
Away:	0-1	0-0	0-1	0-0	0-0
Neutral:	2-4	0-2	1-0	1-2	0-0

Vs. #7	Overall: 5-6	UMass: 0-1	UM: 1-1	UK: 4-4	ARK: 0-0
Home:	1-0	0-0	1-0	0-0	0-0
Away:	1-3	0-0	0-0	1-3	0-0
Neutral:	3-3	0-1	0-1	3-1	0-0

Vs. #8	Overall: 7-2	UMass: 2-0	UM: 1-0	UK: 4-1	ARK: 0-1
Home:	4-0	1-0	1-0	2-0	0-0
Away:	1-0	1-0	0-0	0-0	0-0
Neutral:	2-2	0-0	0-0	2-1	0-1

Vs. #9	Overall: 6-9	UMass: 0-0	UM: 2-3	UK: 4-6	ARK: 0-0
Home:	1-1	0-0	0-0	1-1	0-0
Away:	1-2	0-0	1-1	0-1	0-0
Neutral:	4-6	0-0	1-2	3-4	0-0

Vs. #10	Overall: 4-2	UMass: 2-0	UM: 1-0	UK: 1-2	ARK: 0-0
Home:	3-0	1-0	1-0	1-0	0-0
Away:	1-2	1-0	0-0	0-2	0-0
Neutral:	0-0	0-0	0-0	0-0	0-0

Vs. #11	Overall: 4-8	UMass: 1-2	UM: 1-4	UK: 2-2	ARK: 0-0
Home:	2-4	0-0	1-2	1-2	0-0
Away:	0-3	0-2	0-1	0-0	0-0
Neutral:	2-1	1-0	0-1	1-0	0-0

Vs. #12	Overall: 5-0	UMass: 1-0	UM: 0-0	UK: 4-0	ARK: 0-0
Home:	2-0	1-0	0-0	1-0	0-0
Away:	0-0	0-0	0-0	0-0	0-0
Neutral:	3-0	0-0	0-0	3-0	0-0

Vs. #13	Overall: 8-4	UMass: 1-1	UM: 0-3	UK: 7-0	ARK: 0-0
Home:	3-1	0-1	0-0	3-0	0-0
Away:	1-1	0-0	0-1	1-0	0-0
Neutral:	4-2	1-0	0-2	3-0	0-0

Vs. #14	Overall: 4-6	UMass: 1-3	UM: 0-1	UK: 2-2	ARK: 1-0
Home:	0-0	0-0	0-0	0-0	0-0
Away:	1-3	0-2	0-1	1-0	0-0
Neutral:	3-3	1-1	0-0	1-2	1-0

Vs. #15	Overall: 4-4	UMass: 0-0	UM: 2-2	UK: 2-2	ARK: 0-0
Home:	1-2	0-0	0-1	1-1	0-0
Away:	1-1	0-0	1-1	0-0	0-0
Neutral:	2-1	0-0	1-0	1-1	0-0

Vs. #16	Overall: 5-3	UMass: 0-1	UM: 1-0	UK: 4-2	ARK: 0-0
Home:	1-0	0-0	0-0	1-0	0-0
Away:	2-1	0-0	0-0	2-1	0-0
Neutral:	2-2	0-1	1-0	1-1	0-0

Vs. #17	Overall: 4-1	UMass: 0-0	UM: 1-0	UK: 3-1	ARK: 0-0
Home:	1-0	0-0	1-0	0-0	0-0
Away:	1-1	0-0	0-0	1-1	0-0
Neutral:	2-0	0-0	0-0	2-0	0-0

Vs. #18	Overall: 3-4	UMass: 0-0	UM: 0-0	UK: 3-4	ARK: 0-0
Home:	1-0	0-0	0-0	1-0	0-0
Away:	2-3	0-0	0-0	2-3	0-0
Neutral:	0-1	0-0	0-0	0-1	0-0

Vs. #19	Overall: 5-4	UMass: 1-0	UM: 1-2	UK: 3-2	ARK: 0-0
Home:	0-1	0-0	0-0	0-1	0-0
Away:	1-2	0-0	0-1	1-1	0-0
Neutral:	4-1	1-0	1-1	2-0	0-0

Vs. #20	Overall: 2-3	UMass: 0-0	UM: 1-2	UK: 1-1	ARK: 0-0
Home:	0-0	0-0	0-0	0-0	0-0
Away:	0-1	0-0	0-1	0-0	0-0
Neutral:	2-2	0-0	1-1	1-1	0-0

Vs. #21	Overall: 7-3	UMass: 3-0	UM: 0-2	UK: 4-1	ARK: 0-0
Home:	3-0	0-0	0-0	3-0	0-0
Away:	1-3	1-0	0-2	0-1	0-0
Neutral:	3-0	2-0	0-0	1-0	0-0

Vs. #22	Overall: 6-3	UMass: 0-0	UM: 1-2	UK: 5-1	ARK: 0-0
Home:	3-1	0-0	1-1	2-0	0-0
Away:	1-0	0-0	0-0	1-0	0-0
Neutral:	2-2	0-0	0-1	2-1	0-0

Vs. #23	Overall: 2-2	UMass: 1-0	UM: 0-0	UK: 1-2	ARK: 0-0
Home:	1-0	0-0	0-0	0-0	0-0
Away:	1-2	1-0	0-0	0-2	0-0
Neutral:	1-0	0-0	0-0	1-0	0-0

Vs. #24	Overall: 2-1	UMass: 0-0	UM: 0-0	UK: 2-1	ARK: 0-0
Home:	1-0	0-0	0-0	1-0	0-0
Away:	0-1	0-0	0-0	0-1	0-0
Neutral:	1-0	0-0	0-0	1-0	0-0

Vs. #25	Overall: 4-1	UMass: 1-0	UM: 1-1	UK: 2-0	ARK: 0-0
Home:	4-0	1-0	1-0	2-0	0-0
Away:	0-1	0-0	0-1	0-0	0-0
Neutral:	0-0	0-0	0-0	0-0	0-0

### CALIPARI WHEN RANKED (AP RANKING)

TOTALS	Overall: 621-143	Home: 339-23	Away: 142-65	Neutral: 140-55
-UMass	Overall: 110-22	Home: 41-3	Away: 28-11	Neutral: 41-8
-UM	Overall: 148-25	Home: 85-4	Away: 39-7	Neutral: 24-14
-UK	Overall: 357-94	Home: 207-16	Away: 75-47	Neutral: 75-31
-ARK	Overall: 6-2	Home: 6-0	Away: 0-0	Neutral: 0-2

As #1	Overall: 110-13	UMass: 32-4	UM: 9-1	UK: 69-8	ARK: 0-0
Home:	50-4	11-1	5-1	34-2	0-0
Away:	32-4	12-1	4-0	16-3	0-0
Neutral:	28-5	9-2	0-0	19-3	0-0

As #2	Overall: 63-4	UMass: 6-0	UM: 23-1	UK: 34-3	ARK: 0-0
Home:	28-0	1-0	11-0	16-0	0-0
Away:	12-1	1-0	6-0	5-1	0-0
Neutral:	23-3	4-0	6-1	13-2	0-0

As #3	Overall: 41-4	UMass: 4-0	UM: 16-2	UK: 21-2	ARK: 0-0
Home:	27-0	2-0	8-0	17-0	0-0
Away:	6-1	2-0	4-1	2-0	0-0
Neutral:	8-3	0-0	4-1	2-2	0-0

As #4	Overall: 36-10	UMass: 4-0	UM: 15-2	UK: 17-8	ARK: 0-0
Home:	23-2	0-0	11-1	12-1	0-0
Away:	6-4	2-0	1-0	3-4	0-0
Neutral:	7-4	2-0	3-1	2-3	0-0

As #5	Overall: 49-6	UMass: 10-2	UM: 18-1	UK: 21-3	ARK: 0-0
Home:	24-2	4-1	10-0	10-1	0-0
Away:	10-1	1-1	5-0	4-0	0-0
Neutral:	15-3	5-0	3-1	7-2	0-0

As #6	Overall: 18-8	UMass: 2-1	UM: 2-0	UK: 14-7	ARK: 0-0
Home:	9-1	2-0	0-0	7-1	0-0
Away:	7-5	0-1	2-0	5-4	0-0
Neutral:	2-2	0-0	0-0	2-2	0-0

As #7	Overall: 17-5	UMass: 5-1	UM: 3-0	UK: 9-4	ARK: 0-0
Home:	6-0	1-0	2-0	3-0	0-0
Away:	5-0	1-0	1-0	3-0	0-0
Neutral:	6-5	3-1	0-0	3-4	0-0

As #8	Overall: 40-6	UMass: 11-2	UM: 6-0	UK: 23-4	ARK: 0-0
Home:	21-1	4-0	2-0	15-1	0-0
Away:	10-3	4-1	4-0	2-2	0-0
Neutral:	9-2	3-1	0-0	6-1	0-0

As #9	Overall: 17-3	UMass: 5-0	UM: 3-0	UK: 9-3	ARK: 0-0
Home:	9-0	1-0	2-0	6-0	0-0
Away:	5-1	1-0	1-0	3-1	0-0
Neutral:	3-2	3-0	0-0	0-2	0-0

As #10	Overall: 20-12	UMass: 2-1	UM: 0-0	UK: 18-11	ARK: 0-0
Home:	17-3	2-0	0-0	15-3	0-0
Away:	2-7	0-1	0-0	2-6	0-0
Neutral:	12	0-0	0-0	1-2	0-0

As #11	Overall: 21-6	UMass: 5-2	UM: 5-1	UK: 11-3	ARK: 0-0
Home:	10-0	3-0	3-0	4-0	0-0
Away:	5-3	1-1	1-0	3-2	0-0
Neutral:	6-3	1-1	1-1	4-1	0-0

As #12	Overall: 19-7	UMass: 0-0	UM: 8-3	UK: 11-4	ARK: 0-0
Home:	9-1	0-0	5-0	4-1	0-0
Away:	7-2	0-0	1-0	6-2	0-0
Neutral:	3-4	0-0	2-3	1-1	0-0

As #13	Overall: 16-5	UMass: 2-0	UM: 5-1	UK: 9-4	ARK: 0-0
Home:	12-0	1-0	3-0	8-0	0-0
Away:	2-3	1-0	0-0	1-3	0-0
Neutral:	2	0-0	2-1	0-1	0-0

As #14	Overall: 16-4	UMass: 1-1	UM: 4-0	UK: 11-3	ARK: 0-0
Home:	9-1	0-0	2-0	7-1	0-0
Away:	5-2	0-0	2-0	3-2	0-0
Neutral:	2-1	1-1	0-0	1-0	0-0

As #15	Overall: 12-0	UMass: 0-0	UM: 0-0	UK: 12-0	ARK: 0-0
Home:	5-0	0-0	0-0	5-0	0-0
Away:	4-0	0-0	0-0	4-0	0-0
Neutral:	3-0	0-0	0-0	3-0	0-0

As #16	Overall: 20-5	UMass: 0-0	UM: 3-2	UK: 16-2	ARK: 1-1
Home:	13-0	0-0	2-0</		



# CALIPARI'S ALL-TIME COLLEGIATE PLAYER HONORS

<b>NATIONAL PLAYER OF THE YEAR</b> ..... 4	<b>MEMPHIS</b> ..... 1
1996 Marcus Camby <i>AP, UPI, USBWA, Wooden, Naismith, NABC, Rupp, Basketball Times, Sporting News, CBS</i>	
<b>KENTUCKY</b> ..... 3	
2010 John Wall <i>Adolph Rupp, Yahoo!, Rivals</i>	
2012 Anthony Davis <i>Adolph Rupp, AP, CBS, Basketball Times, Naismith, Sporting News, USBWA, Wooden</i>	
2022 Oscar Tshiebwe <i>AP, CBS, College Hoops Today, NABC, Naismith, Sporting News, The Athletic, Field of 68, USBWA, USA Today, Wooden</i>	
<b>NATIONAL FRESHMAN OF THE YEAR</b> ..... 2	<b>MEMPHIS</b> ..... 1
2009 Tyreke Evans <i>USBWA, CBS, ESPN, Fox, Sporting News</i>	
<b>KENTUCKY</b> ..... 1	
2024 Reed Sheppard <i>USBWA, NABC, CBS, SI</i>	
<b>ALL-AMERICANS</b> ..... 25	<b>UMASS</b> ..... 3
1994 Lou Roe <i>Sporting News (2), Basketball Weekly (2), NABC (3)</i>	
1995 Lou Roe <i>Wooden (1), Sporting News (1), AP (2), USBWA (2), NABC (2), UPI (2), Basketball Times (2)</i>	
1996 Marcus Camby <i>AP (1), USBWA (1), Wooden, NABC (1), UPI (1), Basketball Times (1), Basketball Weekly (1)</i>	
<b>MEMPHIS</b> ..... 8	
2002 Dajuan Wagner <i>AP (HM)</i>	
2003 Chris Masse <i>Fox (3), CNN SI (HM)</i>	
2004 Antonio Burks <i>AP (HM)</i>	
2006 Rodney Carney <i>USBWA (2), ESPN (2)</i>	
2007 Chris Douglas-Roberts <i>AP (HM)</i>	
2008 Chris Douglas-Roberts <i>Wooden, USBWA (1), AP (1), NABC (1), ESPN (1), Sporting News (1), Basketball Times (2)</i>	
Derrick Rose <i>Wooden, AP (3), NABC (3), Basketball Times (3)</i>	
2009 Tyreke Evans <i>CBS (3), SI (3), AP (HM)</i>	
<b>KENTUCKY</b> ..... 14	
2010 DeMarcus Cousins <i>AP (1), NABC (2), USBWA (2), SN (2)</i>	
John Wall <i>AP (1), NABC (1), USBWA (1), SN (1)</i>	
2012 Anthony Davis <i>AP (1), NABC (1), USBWA (1), SN (1)</i>	
Michael Kidd-Gilchrist <i>USBWA (2), SN (2), AP (3), NABC (3)</i>	
2014 Julius Randle <i>AP (3), NABC (3)</i>	
2015 Willie Cauley-Stein <i>AP (1), NABC (1), USBWA (1), SN (1)</i>	
Karl-Anthony Towns <i>AP (2), NABC (2), SN (3)</i>	
2016 Jamal Murray <i>AP (3)</i>	
Tyler Ulis <i>AP (1), SN (1), USBWA (2), NABC (2)</i>	
2017 Malik Monk <i>SN (2), USBWA (2), NABC (2), AP (2)</i>	
2019 PJ Washington <i>SN (3), USBWA (3), NABC (3), AP (3)</i>	
2022 Oscar Tshiebwe <i>SN (1), USBWA (1), NABC (1), AP (1)</i>	
2023 Oscar Tshiebwe <i>SN (3), USBWA (2), NABC (2), AP (2)</i>	
2024 Antonio Reeves <i>SN (3)</i>	
<b>COSIDA ACADEMIC ALL-AMERICA</b> ..... 1	
2016 Alex Poynthress (Kentucky) 2nd Team	

<b>CONFERENCE PLAYER OF THE YEAR</b> ..... 12	<b>UMASS</b> ..... 3
1992 Harper Williams	
1995 Lou Roe	
1996 Marcus Camby	
<b>MEMPHIS</b> ..... 3	
2004 Antonio Burks	
2006 Rodney Carney	
2008 Chris Douglas-Roberts	
<b>KENTUCKY</b> ..... 6	
2010 John Wall Coaches AP	
2012 Anthony Davis Coaches AP	
2016 Tyler Ulis Coaches AP	
2017 Malik Monk AP	
2020 Immanuel Quickley Coaches AP	
2022 Oscar Tshiebwe Coaches AP	
<b>CONF. FROSH/NEWCOMER OF THE YEAR</b> ..... 20	<b>UMASS</b> ..... 2
1989 Jim McCoy Freshman	
1994 Marcus Camby Freshman & Newcomer	
<b>MEMPHIS</b> ..... 6	
2002 Dajuan Wagner Freshman	
2004 Sean Banks Freshman	
2005 Darius Washington Freshman	
2006 Shawne Williams Freshman	
2008 Derrick Rose Freshman	
2009 Tyreke Evans Freshman	
<b>KENTUCKY (Coaches - Frosh - AP - Newcomer)</b> ..... 12	
2010 DeMarcus Cousins Coaches	
2010 John Wall AP	
2011 Terrence Jones Coaches / AP	
2012 Anthony Davis Coaches / AP	
2013 Nerlens Noel Coaches / AP	
2014 Julius Randle Coaches / AP	
2015 Karl-Anthony Towns Coaches / AP	
2017 Malik Monk Coaches / AP	
2018 Kevin Knox Coaches	
2019 Tyler Herro AP	
2019 Keldon Johnson Coaches	
2024 Reed Sheppard Coaches	
<b>CONFERENCE SIXTH MAN OF THE YEAR</b> ..... 7	<b>UMASS (A10 Did Not Select a Sixth Man of the Year)</b> ..... 2
<b>MEMPHIS</b> ..... 2	
2007 Jeremy Hunt	
2009 Wesley Witherspoon	
<b>KENTUCKY</b> ..... 5	
2012 Darius Miller Coaches	
2013 Kyle Wiltjer Coaches	
2015 Devin Booker Coaches	
2023 Antonio Reeves Coaches	
2024 Rob Dillingham Coaches	
<b>CONFERENCE DEFENSIVE PLAYER OF THE YEAR</b> ..... 9	<b>UMASS (A10 Did Not Select a Defensive POY)</b> ..... 3
<b>MEMPHIS</b> ..... 3	
2007 Joey Dorsey	
2008 Joey Dorsey	
2009 Antonio Anderson	
<b>KENTUCKY</b> ..... 6	
2010 John Wall Coaches/AP	
2012 Anthony Davis Coaches/AP	
2016 Tyler Ulis Coaches/AP	
2017 Malik Monk AP	
2020 Immanuel Quickley Coaches	
2022 Oscar Tshiebwe Coaches/AP	

<b>ALL-CONFERENCE</b> ..... 80	<b>UMASS</b> ..... 22
1989 Jim McCoy 3rd	
1990 Jim McCoy 1st	
William Herndon 3rd	
1991 Jim McCoy 1st	
Harper Williams 3rd	
1992 Jim McCoy 1st	
Harper Williams 1st	
1993 Lou Roe 1st	
Harper Williams 1st	
Tony Barbee 2nd	
1994 Lou Roe 1st	
Marcus Camby 3rd	
Mike Williams 3rd	
1995 Marcus Camby 1st	
Lou Roe 1st	
Donta Bright 2nd	
Derek Kellogg 2nd	
1996 Marcus Camby 1st	
Donta Bright 1st	
Edgar Paila 2nd	
Carmelo Travieso 2nd	
Dana Dingle 3rd	
<b>MEMPHIS</b> ..... 22	
2001 Kelly Wise 1st	
2002 Dajuan Wagner 1st	
Kelly Wise 1st	
2003 Chris Massie 1st	
Antonio Burks 3rd	
2004 Sean Banks 1st	
Antonio Burks 1st	
2005 Rodney Carney 2nd	
Darius Washington Jr. 3rd	
2006 Rodney Carney 1st	
Darius Washington Jr. 1st	
Shawne Williams 3rd	
2007 Joey Dorsey 1st	
Chris Douglas-Roberts 1st	
Jeremy Hunt 2nd	
2008 Chris Douglas-Roberts 1st	
Derrick Rose 1st	
Joey Dorsey 2nd	
Robert Dozier 3rd	
2009 Tyreke Evans 1st	
Antonio Anderson 2nd	
Robert Dozier 2nd	
<b>KENTUCKY</b> ..... 36	
2010 DeMarcus Cousins 1st AP	
Patrick Patterson 1st Coaches 2nd AP	
John Wall 1st Coaches 1st AP	
2011 Terrence Jones 1st Coaches 1st AP	
Brandon Knight 1st Coaches 2nd AP	
2012 Anthony Davis 1st Coaches 1st AP	
Michael Kidd-Gilchrist 1st Coaches 1st AP	
Terrence Jones 2nd Coaches 2nd AP	
Doron Lamb 2nd Coaches	
2013 Nerlens Noel 1st Coaches 1st AP	
2014 Julius Randle 1st Coaches 1st AP	
James Young 2nd Coaches	
2015 Willie Cauley-Stein 1st Coaches 1st AP	
Karl-Anthony Towns 1st Coaches 1st AP	
Aaron Harrison 2nd Coaches 2nd AP	
2016 Devin Booker 2nd Coaches	
Jamal Murray 1st Coaches 1st AP	
Tyler Ulis 1st Coaches 1st AP	
2017 De'Aaron Fox 1st Coaches 1st AP	
Malik Monk 1st Coaches 1st AP	
Bam Adebayo 2nd Coaches 2nd AP	
2018 Kevin Knox 1st Coaches	
Shai Gilgeous-Alexander 2nd Coaches	
2019 PJ Washington 1st Coaches 1st AP	
Tyler Herro 2nd Coaches	
Keldon Johnson 2nd Coaches	
2020 Nick Richards 1st Coaches 1st AP	
Immanuel Quickley 1st Coaches 1st AP	
Tyrese Maxey 2nd Coaches	
2022 Oscar Tshiebwe 1st Coaches 1st AP	
TyTy Washington Jr. 2nd Coaches	
Sahvir Wheeler 2nd Coaches	
2023 Oscar Tshiebwe 1st Coaches 1st AP	
Antonio Reeves 1st Coaches 1st AP	
2024 Reed Sheppard 2nd Coaches 2nd AP	
Rob Dillingham 2nd Coaches	

<b>CONFERENCE ALL-DEFENSIVE TEAM</b> ..... 19	<b>UMASS (A10 Did Not Select an All-Defensive Team)</b> ..... 6
<b>MEMPHIS (C-USA Started Team in 2007)</b> ..... 6	
2007 Antonio Anderson	
Joey Dorsey	
2008 Antonio Anderson	
Joey Dorsey	
2009 Antonio Anderson	
Robert Dozier	
<b>KENTUCKY</b> ..... 13	
2010 Patrick Patterson	
2011 DeAndre Liggins	
2012 Anthony Davis	
Michael Kidd-Gilchrist	
2013 Nerlens Noel	
2014 Willie Cauley-Stein	
2015 Willie Cauley-Stein	
2016 Tyler Ulis	
2019 Ashton Hagans	
2020 Ashton Hagans	
Nick Richards	
2021 Isaiah Jackson	
2022 Oscar Tshiebwe	
<b>CONFERENCE ALL-ROOKIE/FRESHMAN TEAM</b> ..... 51	<b>UMASS</b> ..... 7
1990 Tony Barbee	
Harper Williams	
1992 Lou Roe	
1993 Dana Dingle	
1994 Marcus Camby	
1995 Derek Kellogg	
Gary Lumpkin	
<b>MEMPHIS</b> ..... 10	
2001 Scooter McFadgon	
2002 Dajuan Wagner	
2003 Rodney Carney	
2004 Sean Banks	
2005 Joey Dorsey	
Darius Washington	
2006 Chris Douglas-Roberts	
Derrick Rose	
Shawne Williams	
2008 Derrick Rose	
2009 Tyreke Evans	
<b>KENTUCKY</b> ..... 34	
2010 Eric Bledsoe	
DeMarcus Cousins	
John Wall	
2011 Brandon Knight	
Terrence Jones	
Doron Lamb	
2012 Anthony Davis	
Michael Kidd-Gilchrist	
2013 Willie Cauley-Stein	
Archie Goodwin	
Nerlens Noel	
Alex Poynthress	
2014 Julius Randle	
James Young	
2015 Devin Booker	
Trey Lyles	
Karl-Anthony Towns	
Tyler Ulis	
2016 Jamal Murray	
Bam Adebayo	
De'Aaron Fox	
Malik Monk	
2018 Shai Gilgeous-Alexander	
Kevin Knox	
2019 Tyler Herro	
Keldon Johnson	
2020 Tyrese Maxey	
2021 Isaiah Jackson	
2022 TyTy Washington Jr.	
Chris Livingston	
Cason Wallace	
2024 Rob Dillingham	
Reed Sheppard	
D.J. Wagner	

# MOST POINTS BY..

**CAL'S COLLEGE TEAMS (46 gms) 46-0**

PTS	TEAM	OPPONENT	DATE	RESULT
118	Kentucky	Marshall	11/24/23	W, 118-82
117	Kentucky	Alabama	02/24/24	W, 1147-95
115	Kentucky	vs Arizona State (Atlantis)	11/28/16	W, 115-69
112	Memphis	Howard	01/03/01	W, 112/42
111	Kentucky	Arkansas	03/02/24	W, 111-102
111	Kentucky	Tennessee-Martin	11/25/16	W, 111-76
111	Memphis	Jackson State	11/16/06	W, 111-69
111	Memphis	Eastern Kentucky	12/01/01	W, 111-74
110	Kentucky	Auburn	02/21/15	W, 110-75
109	Arkansas	Maryland Eastern Shore	11/25/24	W, 109-35
109	Kentucky	at Vanderbilt	02/06/24	W, 109-77
109	Memphis	Austin Peay	02/22/01	W, 109-68
108	Kentucky	Marist	11/11/11	W, 108-58
108	Memphis	Lamar	01/03/09	W, 108-75
108	Memphis	Lamar	11/28/05	W, 108-83
107	Kentucky	Tennessee	01/15/22	W, 107-79
107	Kentucky	UIC	11/26/17	W, 107-73
106	Kentucky	South Carolina State	11/17/22	W, 106-63
106	UMass	vs Rutgers (A-10)	03/08/92	W, 106-94
105	Kentucky	Georgia	01/20/24	W, 105-96
105	Kentucky	Texas-Arlington	11/19/13	W, 105-76
105	Memphis	at Tulane	02/18/06	W, 105-65
105	UMass	Rutgers	01/28/89	W, 105-89
104	Kentucky	Long Island	11/23/12	W, 104-75
104	Kentucky	Hartford	12/29/09	W, 104-61
104	Memphis	Austin Peay	11/27/07	W, 104-82
104	UMass	vs Arkansas (Tipoff Classic)	11/25/94	W, 104-80
104	UMass	St. Bonaventure	02/22/92	W, 104-67
103	Kentucky	vs. North Carolina (Brooklyn)	12/17/16	W, 103-100
103	Memphis	Tulane	02/12/05	W, 103-71
103	UMass	at Dugesne	11/25/64	W, 103-53
102	Kentucky	vs Indiana (NCAA)	03/23/12	W, 102-90
102	Kentucky	Sam Houston	11/19/09	W, 102-92
102	Memphis	Siena	01/03/08	W, 102-58
102	Memphis	Tennessee-Martin	11/05/07	W, 102-71
102	Memphis	Savannah State	11/11/04	W, 102-40
102	Memphis	UAB	01/23/02	W, 102-81
101	Kentucky	Stonehill	11/17/23	W, 101-67
101	Kentucky	Cleveland State	11/23/16	W, 101-70
101	Kentucky	Lafayette	11/16/12	W, 101-49
101	Kentucky	Arkansas	01/23/10	W, 101-70
100	Kentucky	Robert Morris	11/12/21	W, 100-60
100	Kentucky	Texas A&M	01/03/17	W, 100-58
100	Kentucky	vs ETSU (NCAA)	03/18/10	W, 100-71
100	Memphis	Marist	12/02/08	W, 100-61
100	Memphis	at South Florida	02/07/01	W, 100-89

**CAL'S COLLEGE OPPONENTS (12 gms) 2-10**

PTS	TEAM	OPPONENT	DATE	RESULT
118	Kentucky	vs Duke	11/06/18	L, 84-118
109	UMass	at Penn State	01/05/89	L, 79-109
105	UMass	at Duquesne	02/18/89	L, 74-105
104	UMass	at UConn	01/30/89	L, 75-104
103	Kentucky	Tennessee	02/03/24	L, 92-103
103	UMass	at Rutgers	02/24/91	L, 96-103
103	UMass	at George Washington	01/21/89	L, 77-103
102	Kentucky	Arkansas	03/02/24	W, 111-102
102	Memphis	vs Missouri	03/26/09	L, 91-102
101	UMass	at George Washington	02/15/90	L, 95-101
100	Kentucky	vs North Carolina	12/17/16	W, 103-100
100	UMass	at Rhode Island	02/09/89	L, 76-100

# FEWEST POINTS BY....

**CAL'S COLLEGE TEAMS**

PTS	TEAM	OPPONENT	DATE	RESULT
44	Memphis	Louisville	02/26/05	L, 44-53
44	UMass	at Temple	01/09/93	L, 44-52
45	Memphis	vs UCLA	03/25/06	L, 45-50
46	Memphis	at UAB	02/08/02	L, 46-64
48	Kentucky	vs Vanderbilt	03/15/13	L, 48-64
50	Kentucky	at Notre Dame	11/29/12	L, 50-64
50	UMass	at Maryland	12/02/95	W, 50-47

**CAL'S COLLEGE OPPONENTS**

PTS	TEAM	OPPONENT	DATE	RESULT
28	Kentucky	Montana State	11/23/14	W, 86-28
35	Arkansas	Maryland Eastern Shore	11/25/24	W, 109-35
35	UMass	at Temple	01/01/96	W, 59-35
37	Kentucky	Missouri	01/13/15	W, 86-37
37	Memphis	Tulsa	02/11/09	W, 63-37
38	Kentucky	Providence	11/30/14	W, 58-38
39	Kentucky	vs West Virginia	03/26/15	W, 78-39
39	Memphis	Tulsa	03/14/09	W, 64-39

# ARKANSAS PLAYER GAME HIGHS • CAL ERA:

**MOST POINTS:**

26	Adou Thiero vs UTSA 12/07/24
26	Adou Thiero vs Illinois 11/28/24
24	Boogie Fland vs Oakland 12/30/24
24	Adou Thiero vs Baylor 11/09/24

Season Opener: 17, Boogie Fland vs Lipscomb 11/06/24  
SEC Opener:  
SEC Game:  
SEC Tourney:  
NCAA Tourney:  
Bud Walton: 26, Adou Thiero vs UTSA 12/07/24  
Road Game: 18, Boogie Fland at Miami 12/03/24  
Neutral Site: 26, Adou Thiero vs Illinois 11/28/24  
Ranked Opp: 24, Adou Thiero vs #8 Baylor 11/09/24  
Freshman: 24, Boogie Fland vs Oakland 12/30/24  
Sophomore: 19, Zvonimir Ivicic vs Troy 11/13/24  
Junior: 26 (2x), Adou Thiero vs Illinois and UTSA  
Senior: 17, Jonas Aidoo vs NC A&T 12/21/24  
5th-Yr SR/Grad: 16 Johnell Davis vs UMES 11/25/24

**MOST POINTS IN AN SEC GAME:**

---

**MOST POINTS IN A HALF:**

23	Boogie Fland (2nd) vs Oakland 12/30/24
18	Adou Thiero (2nd) vs Illinois 11/28/24
17	Adou Thiero (2nd) vs UTSA 12/07/24

**MOST POINTS OFF THE BENCH:**

21	Karter Knox vs UMES 11/25/24
19	Zvonimir Ivicic (2nd) vs Troy 11/13/24
15	Trevon Brazile vs Michigan 12/10/24

**MOST FIELD GOALS MADE:**

10 (10-15)	Adou Thiero vs Baylor 11/09/24
9 (9-16)	Boogie Fland vs Oakland 12/30/24
8 (8-10)	Adou Thiero vs UTSA 12/07/24
8 (8-14)	Karter Knox vs UMES 11/25/24
8 (8-15)	Adou Thiero vs Troy 11/13/24

**BEST FIELD GOAL PERCENTAGE:**

6-9 FGA	1.000 (6-6) Jonas Aidoo vs UCA 12/14/24
	.778 (7-9) Adou Thiero vs Little Rock 11/22/24
10-15 FGA	.800 (8-10) Adou Thiero vs UTSA 12/07/24
	.667 (10-15) Adou Thiero vs Baylor 11/09/24
	.936 (7-11) Adou Thiero vs Oakland 12/30/24
16-20 FGA	.563 (9-16) Boogie Fland vs Oakland 12/30/24
	.389 (7-18) Boogie Fland vs Lipscomb 11/06/24
20 PLUS FGA	--

**MOST 3-POINTERS MADE:**

6 (6-7)	Zvonimir Ivicic vs Troy 11/13/24
5 (5-8)	Boogie Fland vs Oakland 12/30/24

**BEST 3-POINT PERCENTAGE:**

MIN 5 3PTA	.857 (6-7) Zvonimir Ivicic vs Troy 11/13/24
	.625 (5-8) Boogie Fland vs Oakland 12/30/24
	.600 (3-5) Johnell Davis vs UTSA 12/07/24
	.600 (3-5) Boogie Fland vs Little Rock 11/22/24
	.600 (3-5) Boogie Fland vs Baylor 11/09/24
10 PLUS 3PTA	--

**MOST FREE THROWS MADE:**

12 (12-21)	Adou Thiero vs Illinois 11/28/24
10 (10-13)	Adou Thiero vs UTSA 12/07/24
9 (9-10)	Adou Thiero vs Little Rock 11/22/24

**MOST FREE THROWS ATTEMPTED:**

21 (12-21)	Adou Thiero vs Illinois 11/28/24
13 (10-13)	Adou Thiero vs UTSA 12/07/24
10 (9-10)	Adou Thiero vs Little Rock 11/22/24

**BEST FREE THROW PERCENTAGE:**

6-9 FTA	1.000 (6-6) Boogie Fland vs Michigan 12/10/24
	1.000 (6-6) Boogie Fland vs Pacific 11/18/24
10-15 FTA	.900 (9-10) Boogie Fland vs Little Rock 11/22/24
	.769 (10-13) Adou Thiero vs UTSA 12/07/24
16 PLUS FTA	.571 (12-21) Adou Thiero vs Illinois 11/28/24

**MOST REBOUNDS:**

11	Jonas Aidoo vs NC A&T 12/21/24
10	Adou Thiero vs UTSA 12/07/24
9	Trevon Brazile vs NC A&T 12/21/24
9	Billy Richmond III vs UMES 11/25/24

Season Opener: 8, Trevon Brazile vs Lipscomb 11/06/24  
SEC Opener:  
SEC Game:

SEC Tourney:  
NCAA Tourney:  
Bud Walton: 11, Jonas Aidoo vs NC A&T 12/21/24  
Road Game: 5, Brazile and Davis at Miami 12/03/24  
Neutral Site: 7 (2x), LAST Trevon Brazile vs UCA 12/14/24  
Ranked Opp: 7, Jonas Aidoo vs #14 Michigan 12/10/24  
Freshman: 9, Billy Richmond III vs UMES 11/25/24  
Sophomore: 6 (5x), LAST Zvonimir Ivicico vs UCA 12/14/24  
Junior: 10, Adou Thiero vs UTSA 12/07/24  
Senior: 11, Jonas Aidoo vs NC A&T 12/21/24  
5th-Yr SR/Grad: 6 (2x), LAST: Johnell Davis vs Pacific 11/18/24

**MOST OFFENSIVE REBOUNDS:**

5	Jonas Aidoo vs NC A&T 12/21/24
3 (7x)	LAST Trevon Brazile vs NC A&T 12/21/24

**MOST DEFENSIVE REBOUNDS:**

7	Adou Thiero vs UTSA 12/07/24
7	Trevon Brazile vs UCA 12/14/24
7	Trevon Brazile vs Lipscomb 11/06/24

**MOST ASSISTS:**

11	Boogie Fland vs NC A&T 12/21/24
9	Boogie Fland vs UCA 12/14/24
7 (5x)	All by Boogie Fland LAST vs Michigan 12/10/24

Season Opener: 3, Boogie Fland vs Lipscomb 11/06/24  
SEC Opener:  
SEC Game:  
SEC Tourney:  
NCAA Tourney:

Bud Walton: 11, Boogie Fland vs NC A&T 12/21/24  
Road Game: 6, Boogie Fland at Miami 12/03/24  
Neutral Site: 9, Boogie Fland vs UCA 12/14/24  
Ranked Opp: 7 (2x), Boogie Fland LAST vs #14 Michigan 12/10/24  
Freshman: 9, Boogie Fland vs UCA 12/14/24  
Sophomore: 6, D.J. Wagner vs UCA 12/14/24  
Junior: 6, Adou Thiero vs Oakland 12/30/24  
Senior: 2 (2x), Jonas Aidoo vs NC A&T 12/21/24  
5th-Yr SR/Grad: 6, Johnell Davis vs Illinois 11/28/24

**MOST POINTS-REBOUNDS-ASSISTS:**

39 (26-10-3)	Adou Thiero vs UTSA 12/07/24
33 (26-6-1)	Adou Thiero vs Illinois 11/28/24
32 (24-6-2)	Boogie Fland vs Oakland 12/30/24
32 (24-6-2)	Adou Thiero vs Baylor 11/09/24

**MOST STEALS:**

6	Adou Thiero vs Little Rock 11/22/24
5	Boogie Fland vs UCA 12/14/24
4	Adou Thiero vs UMES 11/25/24
4	Adou Thiero vs Pacific 11/18/24
4	Boogie Fland vs Pacific 11/18/24
4	D.J. Wagner vs Troy 11/13/24

Season Opener: 3, Adou Thiero vs Lipscomb 11/06/24  
SEC Opener:  
SEC Game:  
SEC Tourney:  
NCAA Tourney:

Bud Walton: 6, Adou Thiero vs Little Rock 11/22/24  
Road Game: 2 (2x), LAST Davis and Wagner at Miami 12/03/24  
Neutral Site: 5, Boogie Fland vs UCA 12/14/24  
Ranked Opp: 3, Trevon Brazile vs #14 Michigan 12/10/24  
Freshman: 5, Boogie Fland vs UCA 12/14/24  
Sophomore: 4, D.J. Wagner vs Troy 11/13/24  
Junior: 6, Adou Thiero vs Little Rock 11/22/24  
Senior: 1, Jonas Aidoo vs UTSA 12/07/24  
5th-Yr SR/Grad: 2 (3x) LAST: Johnell Davis at Miami 12/03/24

**MOST BLOCKED SHOTS:**

6	Trevon Brazile vs Oakland 12/30/24
5	Trevon Brazile vs UCA 12/14/24
5	Zvonimir Ivicic vs Troy 11/13/24

Season Opener: 3, Zvonimir Ivicic vs Lipscomb 11/06/24  
SEC Opener:  
SEC Game:  
SEC Tourney:  
NCAA Tourney:

Bud Walton: 6, Trevon Brazile vs Oakland 12/30/24  
Road Game: 2, Zvonimir Ivicic at Miami 12/03/24  
Neutral Site: 5, Trevon Brazile vs UCA 12/14/24  
Ranked Opp: 2 (2x), LAST: Jonas Aidoo vs #14Michigan 12/10/24  
Freshman: 2, Billy Richmond III vs Troy 11/13/24  
Sophomore: 5, Zvonimir Ivicic vs Troy 11/13/24  
Junior: 6, Trevon Brazile vs Oakland 12/30/24  
Senior: 3, Jonas Aidoo vs NC A&T 12/21/24  
5th-Yr SR/Grad: 1, Johnell Davis vs Lipscomb 11/06/24

**MOST MINUTES:**

39:01	Boogie Fland vs Baylor 11/09/24
38:22	D.J. Wagner vs Little Rock 11/22/24
38:03	Boogie Fland vs Little Rock 11/22/24
37:50	D.J. Wagner vs Baylor 11/09/24
37:41	Adou Thiero at Miami 12/03/24
Season Opener:	36:15, Johnnell Davis vs Lipscomb 11/06/24
SEC Opener:	
SEC Game:	
SEC Tourney:	
NCAA Tourney:	
Bud Walton:	38:22, D.J. Wagner vs Little Rock 11/22/24
Road Game:	27:41, Adou Thiero at Miami 12/03/24
Neutral Site:	39:01, Boogie Fland vs Baylor 11/09/24
Ranked Opp:	39:01, Boogie Fland vs #8 Baylor 11/09/24
Freshman:	39:01, Boogie Fland vs Baylor 11/09/24
Sophomore:	38:22, D.J. Wagner vs Little Rock 11/22/24
Junior:	37:41, Adou Thiero at Miami 12/03/24
Senior:	26:34, Jonas Aidoo vs UTSA 12/07/24
5th-Yr SR/Grad:	36:15, Johnnell Davis vs Lipscomb 11/06/24

**ARKANSAS TEAM HIGHS/LOWS • CAL ERA:****MOST POINTS:**

109	vs UMES 11/25/24	W, 109-35
95	vs NC A&T 12/21/24	W, 95-67
92	vs Oakland 12/30/24	W, 92-62
91	vs Pacific 11/18/24	W, 91-72

**FEWEST POINTS:**

65	vs Troy 11/13/24	W, 65-49
67	vs Baylor 11/09/24	L, 67-72

**LARGEST MARGIN OF VICTORY:**

74	vs UMES 11/25/24	W, 109-35
30	vs Oakland 12/30/24	W, 92-62
28	vs NC A&T 12/21/24	W, 95-67
25	vs UCA 12/14/24	W, 82-57

**SEC - LARGEST MARGIN OF VICTORY:****LARGEST MARGIN OF VICTORY @ BWA:**

74	vs UMES 11/25/24	W, 109-35
30	vs Oakland 12/30/24	W, 92-62
28	vs NC A&T 12/21/24	W, 95-67

**SEC - LARGEST MARGIN OF VICTORY @ BWA:****LARGEST MARGIN IN ROAD VICTORY:**

3	at Miami 12/03/24	W, 76-73
---	-------------------	----------

**SEC - LARGEST MARGIN IN ROAD VICTORY:****LARGEST MARGIN IN NEUTRAL SITE VICTORY:**

25	vs UCA 12/14/24	W, 82-57
----	-----------------	----------

**LARGEST MARGIN OF VICTORY SEC TOURNEY:****LARGEST MARGIN OF VICTORY NCAA TOURNEY:****LARGEST MARGIN OF DEFEAT:**

13	vs Illinois 11/28/24	L, 77-90
5	vs Baylor 11/09/24	L, 67-72

**SEC - LARGEST MARGIN OF DEFEAT:****SEC - LARGEST MARGIN OF DEFEAT:****LARGEST MARGIN OF DEFEAT @ BWA:****SEC - LARGEST MARGIN OF DEFEAT @ BWA:****LARGEST MARGIN OF DEFEAT IN ROAD GAME:****SEC - LARGEST MARGIN OF DEFEAT IN ROAD GM:****LARGEST MARGIN OF DEFEAT NEUTRAL SITE:****LARGEST MARGIN OF DEFEAT SEC TOURNEY:****LARGEST MARGIN OF DEFEAT NCAA TOURNEY:****MOST FIELD GOALS MADE:**

40	(40-72)	vs UMES 11/25/24
37	(37-74)	vs NC A&T 12/21/24
35	(35-58)	vs Oakland 12/30/24

**MOST FIELD GOALS ATTEMPTED:**

74	(37-74)	vs NC A&T 12/21/24
72	(40-72)	vs UMES 11/25/24
66	(33-66)	vs Michigan 12/10/24

**BEST FIELD GOAL PERCENTAGE:**

30-49 FGA	--	
50-59 FGA	.603 (35-58)	vs Oakland 12/30/24
	.600 (33-55)	vs UCA 12/14/24
	.596 (31-52)	vs Pacific 11/18/24
60-69 FGA	.540 (34-63)	vs Lipscomb 11/06/24
	.500 (33-66)	vs Michigan 12/10/24
70 PLUS FGA	.556 (40-72)	vs UMES 11/25/24
	.500 (37-74)	vs NC A&T 12/21/24

**FEWEST FIELD GOALS MADE:**

24	(24-56)	vs Troy 11/13/24
24	(24-58)	vs Baylor 11/09/24
25	(25-53)	vs Little Rock 11/22/24

**FEWEST FIELD GOALS ATTEMPTED:**

52	(31-52)	vs Pacific 11/18/24
53	(28-53)	vs UTSA 12/07/24
53	(25-53)	vs Little Rock 11/22/24

**WORST FIELD GOAL PERCENTAGE:**

.414	(24-58)	vs Baylor 11/09/24
.429	(24-56)	vs Troy 11/13/24

**MOST 3-POINTERS MADE:**

14	(14-34)	vs UMES 11/25/24
11	(11-23)	at Miami 12/03/24
10	(10-22)	vs Oakland 12/30/24
10	(10-23)	vs Troy 11/13/24

**MOST 3-POINTERS ATTEMPTED:**

34	(14-34)	vs UMES 11/25/24
24	(6-24)	vs NC A&T 12/21/24
24	(7-24)	vs Little Rock 11/22/24

**BEST 3-POINT PERCENTAGE:**

10-19 3PTA	.429 (9-21)	vs Pacific 11/18/24
20-29 3PTA	.478 (11-23)	at Miami 12/03/24
	.455 (10-22)	vs Oakland 12/30/24
	.455 (9-20)	vs UCA 12/14/24
30-PLUS 3PTA	.441 (15-34)	vs UMES 11/25/24

**FEWEST 3-POINTERS MADE:**

4	(4-19)	vs Lipscomb 11/06/24
5	(5-15)	vs UTSA 12/07/24
5	(5-17)	vs Illinois 11/28/24
5	(5-20)	vs Baylor 11/09/24

**FEWEST 3-POINTERS ATTEMPTED:**

15	(5-15)	vs UTSA 12/07/24
17	(5-17)	vs Illinois 11/28/24
19	(4-19)	vs Baylor 11/09/24

**WORST 3-POINT PERCENTAGE:**

.211	(4-19)	vs Lipscomb 11/06/24
.250	(6-24)	vs NC A&T 12/21/24
.250	(5-20)	vs Baylor 11/09/24

**MOST FREE THROWS MADE:**

22	(22-27)	vs Little Rock 11/22/24
20	(20-25)	vs Pacific 11/18/24

**MOST FREE THROWS ATTEMPTED:**

27	(16-27)	vs Illinois 11/28/24
27	(22-27)	vs Little Rock 11/22/24
25	(20-25)	vs Pacific 11/18/24

**BEST FREE THROW PERCENTAGE:**

10-19 FTA	.824 (14-17)	vs Baylor 11/09/24
20-29 FTA	.800 (20-25)	vs Pacific 11/18/24
30-PLUS FTA		

**FEWEST FREE THROWS MADE:**

4	(4-7)	vs Lipscomb 11/06/24
5	(5-9)	at Miami 12/03/24
7	(7-9)	vs UCA 12/14/24
7	(7-14)	vs Troy 11/13/24

**FEWEST FREE THROWS ATTEMPTED:**

7	(4-7)	vs Lipscomb 11/06/24
9	(7-9)	vs UCA 12/14/24
9	(5-9)	at Miami 12/03/24

**WORST FREE THROW PERCENTAGE:**

.500	(7-14)	vs Troy 11/13/24
.556	(5-9)	at Miami 12/03/24
.571	(4-7)	vs Lipscomb 11/06/24
.593	(16-27)	vs Illinois 11/28/24

**MOST REBOUNDS:**

49	vs UMES 11/25/24
47	vs NC A&T 12/21/24
38	vs UTSA 12/07/24
38	vs Little Rock 11/22/24

**MOST OFFENSIVE REBOUNDS:**

14	vs NC A&T 12/21/24
12	vs Michigan 12/10/24
12	vs Baylor 11/09/24

**MOST DEFENSIVE REBOUNDS:**

40	vs UMES 11/25/24
30	vs Little Rock 11/22/24
29 (3x)	LAST vs UCA 12/14/24

**FEWEST REBOUNDS:**

30	vs Pacific 11/18/24
30	vs Troy 11/13/24
31	vs Illinois 11/28/24

**FEWEST OFFENSIVE REBOUNDS:**

3	vs Pacific 11/18/24
6	vs Oakland 12/30/24
6	vs Lipscomb 11/06/24

**FEWEST DEFENSIVE REBOUNDS:**

21	vs Illinois 11/28/24
21	vs Troy 11/13/24
22	vs Michigan 12/10/24

**MOST ASSISTS:**

26	vs NC A&T 12/21/24
23	vs UCA 12/14/24
23	vs UMES 11/25/24
21	vs Oakland 12/30/24

**FEWEST ASSISTS:**

10	vs Lipscomb 11/06/24
12	vs Illinois 11/28/24
12	vs Little Rock 11/22/24

**MOST STEALS:**

16	vs Troy 11/13/24
15	vs Little Rock 11/22/24
11	vs Lipscomb 11/06/24
10	vs Pacific 11/18/24

**FEWEST STEALS:**

4	vs NC A&T 12/21/24
5	vs UCA 12/14/24
5	vs UTSA 12/07/24
5	vs Baylor 11/09/24

**MOST BLOCKED SHOTS:**

11	vs Troy 11/13/24
10	vs Oakland 12/30/24

**FEWEST BLOCKED SHOTS:**

2	at Miami 12/03/24
2	vs Illinois 11/28/24
3	vs Michigan 12/10/24
3	vs Pacific 11/18/24

**MOST TURNOVERS:**

19	vs Little Rock 11/22/24
15	vs UTSA 12/07/24
15	vs Pacific 11/18/24

**FEWEST TURNOVERS:**

4	vs UMES 11/25/24
6	vs NC A&T 12/21/24
11	vs Illinois 11/28/24
11	vs Baylor 11/09/24

**OPPONENT PLAYER GAME HIGHS • CAL ERA:**

POINTS	23	Kasparas Jakucionis vs Illinois 11/28/24
	23	Elijah Fisher vs Pacific 11/18/24
	22	Nijel Pack at Miami 12/03/24
	21	Tomislav Ivisic vs Illinois 11/28/24
FIELD GOALS	9	Tuburu Naivalurua vs Oakland 12/30/214
	9	Nijel Pack at Miami 12/03/24
FG ATT	28	Ryan Forrest vs NC A&T 12/21/24
	21	Landon Gasper vs NC A&T 12/21/24
	19	Primo Spears vs UTSA 12/07/24
3-POINTERS	6	Tomislav Ivisic vs Illinois 11/28/24
	4	Jalen Blackmon at Miami 12/03/24
	4	Jefferson Koulibaly vs Pacific 11/18/24
	4	Jayden Nunn vs Baylor 11/09/24
3PT ATT	11	Landon Gasper vs NC A&T 12/21/24
	9	Marcus Millender vs UTSA 12/07/24
	9	Tomislav Ivisic vs Illinois 11/28/24
	9	Elias Ralph vs Pacific 11/18/24
FREE THROWS	7	Kasparas Jakucionis vs Illinois 11/28/24
	6	Ante Bejlan vs Little Rock 11/22/24
	6	Mwani Wilkinson vs Little Rock 11/22/24
	5	Elias Ralph vs Pacific 11/18/24
	5	Jacob Ognacevic vs Lipscomb 11/06/24
FT ATT	10	Ante Bejlan vs Little Rock 11/22/24
	8	Kasparas Jakucionis vs Illinois 11/28/24
	6	Mwani Wilkinson vs Little Rock 11/22/24
	6	Elias Ralph vs Pacific 11/18/24
	6	V.J. Edgecombe vs Baylor 11/09/24
	6	Jacob Ognacevic vs Lipscomb 11/06/24
REBOUNDS	12	Johnathan Lawson vs Little Rock 11/22/24
	12	Norchad Omier vs Baylor 11/09/24
	10	Matthew Cleveland at Miami 12/03/24
	10	Tomislav Ivisic vs Illinois 11/28/24
	10	Elias Ralph vs Pacific 11/18/24
OFF REB	4	Camian Shell vs NC A&T 12/21/24
	4	Elias Ralph vs Pacific 11/18/24
	4	Jackson Fields vs Troy 11/13/24
DEF REB	10	Tomislav Ivisic vs Illinois 11/28/24
	9	Johnathan Lawson vs Little Rock 11/22/24
	9	Norchad Omier vs Baylor 11/09/24
ASSISTS	9	Danny Wolf vs Michigan 12/10/24
	6	Nijel Pack at Miami 12/03/24
	6	Kylan Boswell vs Illinois 11/28/24
	6	Tayton Conerway vs Troy 11/13/24
TURNOVERS	7	Lamar Washington vs Pacific 11/18/24
	7	Marcus Rigsby Jr. vs Troy 11/13/24
	6	Isalah Lewis vs Little Rock 11/22/24
	6	Victor Baldes vs Troy 11/13/24
BLK SHOTS	4	Mo Njije vs UTSA 12/07/24
	3	Tomislav Ivisic vs Illinois 11/28/24
STEALS	3	Brayden Fagbemim, vs UCA 12/14/24
	3	Tre Donaldson vs Michigan 12/10/24
	3	Tai'Reon Joseph vs UTSA 12/07/24
	3	Tayton Conerway vs Troy 11/13/24
	3	Jayden Nunn vs Baylor 11/09/24
	3	Joe Anderson vs Lipscomb 11/06/24

**OPPONENT TEAM HIGHS/LOWS • CAL ERA:****MOST POINTS:**

90	vs Illinois 11/28/24	L, 77-90
87	vs Michigan 12/10/24	W, 89-87
73	at Miami 12/03/24	W, 76-73

**FEWEST POINTS:**

35	(109-35)	vs UMES 11/25/24
49	(65-49)	vs Troy 11/13/24

**MOST FIELD GOALS MADE:**

34	(34-59)	vs Michigan 12/10/24
30	(30-57)	vs Illinois 11/28/24
29	(29-60)	at Miami 12/03/24

**MOST FIELD GOALS ATTEMPTED:**

75	(27-75)	vs NC A&T 12/21/24
61	(14-61)	vs UMES 11/25/24
60	(24-60)	vs Oakland 12/30/214
60	(29-60)	at Miami 12/03/24
60	(24-60)	vs Pacific 11/18/24

**BEST FIELD GOAL PERCENTAGE:**

MIN 30 FGA	--	
50-PLUS FGA	.576 (34-59)	vs Michigan 12/10/24
	.520 (30-57)	vs Illinois 11/28/24
60-PLUS FGA	.483 (29-60)	at Miami 12/03/24
	.400 (24-60)	vs Pacific 11/18/24

**FEWEST FIELD GOALS MADE:**

14	(14-61)	vs UMES 11/25/24
18	(18-54)	vs UCA 12/14/24
21	(21-55)	vs Troy 11/13/24

**FEWEST FIELD GOALS ATTEMPTED:**

54	(18-54)	vs UCA 12/14/24
55	(21-55)	vs Troy 11/13/24
57	(30-57)	at Miami 12/03/24
58	(22-58)	vs Lipscomb 11/06/24

**WORST FIELD GOAL PERCENTAGE:**

.230	(14-61)	vs UMES 11/25/24
.333	(18/54)	vs UCA 12/14/24
.360	(27-75)	vs NC A&T 12/21/24

**MOST 3-POINTERS MADE:**

15	(15-31)	vs Illinois 11/28/24
12	(12-35)	vs Pacific 11/18/24
9	(9-29)	at Miami 12/03/24
9	(9-27)	vs Lipscomb 11/06/24

**MOST 3-POINTERS ATTEMPTED:**

35	(12-35)	vs Pacific 11/18/24
31	(15-31)	vs Illinois 11/28/24
29	(9-29)	at Miami 12/03/24

**BEST 3-POINT PERCENTAGE:**

10-19 3PTA	.444 (8-18)	vs Michigan 12/10/24
	.333 (9-27)	vs Lipscomb 11/06/24
20-29 3PTA	.310 (9-29)	at Miami 12/03/24
30-PLUS 2PTA	.484 (15-31)	vs Illinois 11/28/24
	.343 (12-35)	vs Pacific 11/18/24

**FEWEST 3-POINTERS MADE:**

2	(2-17)	vs Oakland 12/30/214
3	(3-19)	vs Troy 11/13/24
4	(4-22)	vs NC A&T 12/21/24
4	(4-26)	vs UMES 11/25/24

**FEWEST 3-POINTERS ATTEMPTED:**

17	(2-17)	vs Oakland 12/30/214
18	(8-18)	vs Michigan 12/10/24
19	(3-19)	vs Troy 11/13/24

**WORST 3-POINT PERCENTAGE:**

.111	(2-17)	vs Oakland 12/30/214
.154	(4-26)	vs UMES 11/25/24
.158	(3-19)	vs Troy 11/13/24
.182	(4-22)	vs NC A&T 12/21/24

**MOST FREE THROWS MADE:**

17	(17-23)	vs Little Rock 11/22/24
15	(15-22)	vs Illinois 11/28/24
14	(14-18)	vs UCA 12/14/24

**MOST FREE THROWS ATTEMPTED:**

23	(17-23)	vs Little Rock 11/22/24
22	(15-22)	vs Illinois 11/28/24

**BEST FREE THROW PERCENTAGE:**

10-19 FTA	.923 (12-13)	vs Pacific 11/18/24
20-29 FTA	.739 (17-23)	vs Little Rock 11/22/24
30 PLUS FTA	--	

**FEWEST FREE THROWS MADE:**

3	(3-8)	vs UMES 11/25/24
4	(4-7)	vs Troy 11/13/24
5	(5-5)	vs UTSA 12/07/24
6	(6-8)	at Miami 12/03/24

**FEWEST FREE THROWS ATTEMPTED:**

5	(5-5)	vs UTSA 12/07/24
7	(4-7)	vs Troy 11/13/24
8	(6-8)	at Miami 12/03/24
8	(3-8)	vs UMES 11/25/24

**WORST FREE THROW PERCENTAGE:**

.375	(3-8)	vs UMES 11/25/24
.529	(9-17)	vs NC A&T 12/21/24
.571	(4-7)	vs Troy 11/13/24

**MOST REBOUNDS:**

41	vs NC A&T 12/21/24
37	vs Troy 11/13/24
36	vs Little Rock 11/22/24

**MOST OFFENSIVE REBOUNDS:**

17	vs NC A&T 12/21/24
13	vs Little Rock 11/22/24
13	vs Troy 11/13/24

**MOST DEFENSIVE REBOUNDS:**

28	vs Illinois 11/28/24
25	at Miami 12/03/24
24	(4x) LAST vs NC A&T 12/21/24

**FEWEST REBOUNDS:**

22	vs UCA 12/14/24
22	vs UTSA 12/07/24
28	vs Oakland 12/30/214
28	vs Pacific 11/18/24

**FEWEST OFFENSIVE REBOUNDS:**

4	vs UTSA 12/07/24
5	vs Lipscomb 11/06/24
6	vs UCA 12/14/24
6	vs Illinois 11/28/24

**FEWEST DEFENSIVE REBOUNDS:**

16	vs UCA 12/14/24
17	vs Oakland 12/30/214
18	vs UTSA 12/07/24

**MOST ASSISTS:**

18	vs Michigan 12/10/24
16	vs Illinois 11/28/24
14	at Miami 12/03/24
14	vs Pacific 11/18/24

**FEWEST ASSISTS:**

3	vs UMES 11/25/24
7	vs NC A&T 12/21/24
7	vs UTSA 12/07/24

**MOST STEALS:**

10	vs Pacific 11/18/24
8	vs UTSA 12/07/24
8	vs Troy 11/13/24
8	vs Lipscomb 11/06/24

**FEWEST STEALS:**

3	at Miami 12/03/24
4	vs UMES 11/25/24
5	vs NC A&T 12/21/24

**MOST BLOCKED SHOTS:**

5	vs Troy 11/13/24
4	vs UTSA 12/07/24
4	at Miami 12/03/24
4	vs Illinois 11/28/24

**FEWEST BLOCKED SHOTS:**

0	vs Pacific 11/18/24
1	(6x) LAST vs NC A&T 12/21/24

**MOST TURNOVERS:**


24	vs Troy 11/13/24
19	vs UMES 11/25/24
19	vs Little Rock 11/22/24
19	vs Lipscomb 11/06/24

**FEWEST TURNOVERS:**

8	vs NC A&T 12/21/24
8	vs Baylor 11/09/24
9	vs UCA 12/14/24
9	vs UTSA 12/07/24

# 1 JOHNNELL DAVIS

6-4, 205, G, Grad. Sr. || Gary, Ind. || 21st Century Charter HS || Florida Atlantic



- First Name is Pronounced: john-ELL ... Known as "Nelly"
- Graduated from FAU in the summer of 2024 with a degree in Business ... Is pursuing a second undergraduate degree in Arts & Sciences at Arkansas
- Son of John and Lucrecia Davis ... Older siblings: Sister Jaunesia ... Brothers Jonathan and Jeffrey.

- 2024 NABC All-District 24 first team || • 2024 AAC co-Player of the Year || • 2024 All-AAC first team || • 2023 NABC All-District 17 first team || • 2023 Conference USA Sixth Player of the Year || • 2023 All-C-USA first team || • 2023 C-USA All-Tournament Team

•1st 5 GAMES 4-19 3PT .211  
LAST 6 GAMES 15-30 3PT .500

### 2024-25 HIGHLIGHTS

- **LIPCOMB:** 2nd on the team with 15 points and 2nd in six rebounds
- **PACIFIC:** Tied for the team lead with six rebounds and made 2-of-3 from deep.
- **LITTLE ROCK:** Was a team-best +20 in his 31:21 played with two assists and two steals
- **UMES:** Got on track, hitting his first 3-point attempt and finishing 4-of-7 from deep for 16 points ... Added five rebounds, four assists and two steals.
- **vs ILLINOIS:** Dished out a season-high six assists (6 of the team's 12 for the game)
- **at MIAMI:** Tied for the team lead with five rebounds and twp steals ... Sank 3-of-6 from deep and scored 11 of his 12 points in the second half in the come-from-behind win.
- **vs UTSA:** Once again had a strong second half to help the Hogs in the come-from-behind win ... Scored 13 points, 10 in the second half ... Was 4-of-5 from the field (2-of-3 3PT) in the period.
- **vs MICHIGAN:** Only scored six points (2-of-8 FG; 1-of-4 3PT) with four rebounds but made a big defensive play inside the final three seconds to help preserve the win as he tipped away a pass to a player at the basket to force a last-second shot, turn-around jumper at the free throw line.

### PRESEASON HONORS

- John R. Wooden Award Preseason Top 50 List
- 1 of 20 on NABC Division I Player of the Year List
- 1 of 50 on Naismith Trophy Player of the Year List
- 1 of 50 on Lute Olson Player of the Year Watch List
- 1 of 20 on Jerry West Shooting Guard of the Year List
- All-America (3rd Team) - CBS Sports
- All-America (3rd Team) - Sports Illustrated
- All-America (3rd Team) - Fox Sports
- All-America (HM) - AP
- All-American (votes) by The Athletic
- All-SEC (2nd Team) - SEC Media
- All-SEC (2nd Team) - SEC Coaches
- All-SEC (2nd Team) - USA TODAY Network
- #1 overall transfer - On3
- #1 "Impact Transfer" by Field of 68
- #2 overall transfer - NCAA.com
- #2 overall transfer - CBS Sports
- 1 of 30 "Impact Transfers" - College Hoops Today
- #22 on Top 100 Players for '24-25 - ESPN
- #49 on Top 100 Players for '24-25 - CBS Sports



### DOUBLE-DOUBLES (6)

JUNIOR (at FAU)	(3)
11/14/22 • at Florida	19 pts 10 reb
12/17/22 • FIU	13 pts 10 reb
03/19/23 • vs Fairleigh-Dickinson	29 pts 12 reb
SENIOR (at FAU)	(3)
11/18/23 • BYRANT	17 pts 12 reb
12/02/23 • COLL OF CHARLESTON	24 pts 10 reb
02/08/24 • at UAB	17 pts 11 reb

### DAVIS' PERSONAL BESTS

POINTS	
Season: 16	vs UMES (11/25/24)
Career: 35	vs Arizona (12/03/23)

FG MADE	
Season: 7	vs Lipscomb (11/06/24)
Career: 15	vs Arizona (12/03/23)

FG ATTEMPTED	
Season: 12	vs Lipscomb (11/06/24)
Career: 27	vs Arizona (12/03/23)

3-POINT FG MADE	
Season: 4	vs UMES (11/25/24)
Career: 6 (2x)	LAST vs North Texas (01/28/24)

3-PT FG ATTEMPTS	
Season: 7	vs UMES (11/25/24)
Career: 9 (3x)	LAST vs North Texas (01/28/24)

FT MADE	
Season: 4	vs Baylor (11/09/24)
Career: 10	vs UAB (01/05/23)

FT ATTEMPTED	
Season: 4	vs Baylor (11/09/24)
Career: 11	vs UAB (01/05/23)

REBOUNDS	
Season: 6 (2x)	LAST vs Pacific (11/18/24)
Career: 12 (2x)	LAST vs Bryant (11/19/23)

ASSISTS	
Season: 6	vs Illinois (11/28/24)
Career: 8	vs Tulane (01/11/24)

STEALS	
Season: 2 (3x)	LAST at Miami (12/03/24)
Career: 5	vs Fairleigh Dickinson (03/19/23)

BLOCKED SHOTS	
Season: 1 (2x)	LAST vs UTSA (12/07/24)
Career: 2 (2x)	LAST vs La. Tech (02/03/22)

MINUTES	
Season: 36:15	vs Lipscomb (11/06/24)
Career: 48:32	vs Arizona (12/23/23)



JOHNNELL DAVIS 2024-25 GAME STATS																									
Opponent	Date	GS	Min	FG	FGA	Pct	3FG	3A	Pct	FT	FTA	Pct	O	D	Tot	Avg	PF	FO	A	TO	Blk	Stl	Pts	Avg	
LIPSCOMB	11/06/24	*	36	7	12	.583	1	4	.250	0	0	.000	1	5	6	6.0	0	0	1	2	1	1	15	15.0	
vs Baylor	11/09/24	*	22	2	9	.222	0	5	.000	4	4	1.000	2	1	3	4.5	3	0	1	1	0	0	8	11.5	
TROY	11/13/24	*	32	3	9	.333	1	4	.250	0	0	.000	1	4	5	4.7	3	0	0	1	0	0	7	10.0	
PACIFIC	11/18/24	*	33	3	5	.600	2	3	.667	0	0	.000	0	6	6	5.0	3	0	1	3	0	0	8	9.5	
LITTLE ROCK	11/22/24	*	31	1	5	.200	0	3	.000	0	0	.000	1	2	3	4.6	2	0	2	2	0	2	2	8.0	
UMES	11/25/24	*	26	5	8	.625	4	7	.571	2	2	1.000	0	6	6	4.8	0	0	4	1	0	2	16	9.3	
vs Illinois	11/28/24	*	32	1	3	.333	1	2	.500	0	0	.000	1	1	2	4.4	2	0	6	1	0	2	3	8.4	
at Miami (FL)	12/03/24	*	27	4	7	.571	3	6	.500	1	2	.500	1	4	5	4.5	4	0	0	1	0	2	12	8.9	
UTSA	12/07/24	*	34	5	7	.714	3	5	.600	0	0	.000	0	1	1	4.1	1	0	3	4	1	0	13	9.3	
vs Michigan	12/10/24	*	31	2	8	.250	1	4	.250	1	1	1.000	0	4	4	4.1	3	0	1	2	0	0	6	9.0	
vs Central Arkansas	12/14/24	*	30	4	7	.571	3	6	.500	0	0	.000	0	1	1	3.8	1	0	1	1	0	0	11	9.2	
N.C. A&T	12/21/24																								
OAKLAND	12/30/24																								
Totals			11	334	37	80	.463	19	49	.388	8	9	.889	7	35	42	3.8	22	0	20	19	2	9	101	9.2

JOHNNELL DAVIS CAREER STATISTICS																									
Year	GP	GS	Min	Avg	FG	FGA	Pct	3FG	3FGA	Pct	FT	FTA	Pct	Off	Def	Tot	Avg	PF	FO	Ast	TO	Blk	Stl	Pts	Avg
2020-21 (FAU)	23	0	224	9.7	29	61	.475	6	26	.231	10	13	.769	25	39	64	2.8	27	0	24	17	4	13	74	3.2
2021-22 (FAU)	34	3	646	19.0	81	175	.463	23	69	.333	45	56	.804	37	106	143	4.2	70	0	34	44	7	37	230	6.8
2022-23 (FAU)	37	16	962	26.0	176	362	.486	45	126	.357	112	131	.855	43	158	201	5.4	66	1	61	68	5	56	509	13.8
2023-24 (FAU)	34	34	1098	32.3	214	443	.483	58	140	.414	132	154	.857	47	166	213	6.3	96	1	100	97	7	49	618	18.2
2024-25 (ARK)	11	11	334	30.4	37	80	.463	19	49	.388	8	9	.889	7	35	42	3.8	22	0	20	19	2	9	101	9.2
TOTAL	139	64	3264	23.5	537	1121	.479	151	410	.368	307	363	.846	159	504	663	4.8	281	2	239	245	25	164	1532	11.0

# 2 BOOGIE FLAND

6-2, 185, G, Fr. || Bronx, N.Y. | Archbishop Stepinac HS

@boogiefland

@boogieee

- **First name is Johnuel (pronounced JOHN-well) but has been called "Boogie" since he was six as he was always dancing ... Major: Arts & Sciences**
- **Son of Johnuel Fland and Shakima Smith ... • Has three younger siblings, Brother, RJ Archer, and Sisters Aly Fland and Riley Archer.**

- **HIGH SCHOOL:** 2024 McDonald's All-American || • 2024 Jordan Brand Classic || • 2024 USA Basketball Nike Hoop Summit selection || • Voted Mr. New York Basketball
- **TEAM USA:** 2024 USA Basketball Men's Junior National Select Team || **Played for 2022 USA Basketball U17 National Team and helped team to a gold medal at the 2022 FIBA U17 World Cup**

## LEADS ALL NCAA FROSH IN ASSISTS (6.2) LEADS ALL NCAA Frosh in Assist/TO Ratio (3.33)

### IN THE SEC / NCAA:

- **Assists (6.2):** 2nd SEC / 18th NCAA
- **AST/TO (3.33):** 2nd SEC / 18th NCAA
- **FG% (44.8%):** 16th SEC
- **FT% (83.3%):** 11th SEC
- **Scoring (15.9):** 13th SEC
- **Minutes (33:35):** 2nd SEC
- **Steals (1.69):** 15th SEC

### 2024-25 HIGHLIGHTS

- **LIPSCOMB:** In his collegiate debut, led the Hogs in scoring with 17 while adding a team-best three assists.
- **vs BAYLOR:** Pumped in 17 points, making 3-of-5 from deep and 4-of-4 at the line) with a **team-best seven assists** ... His five rebounds were second best on the team ... Five of his assist and four of his rebounds were in the second half.
- **TROY:** Scored 12 points, going 2-of-3 from deep) with **seven assists** and three steals .. Had five second-half assists ... In a decisive 7-0 run, Fland had two assists, a steal and capped the run with a 3-pointer.
- **PACIFIC:** Scored a then season-high 20-points, going 2-of-4 from deep and 6-of-6 at the line ... Added a season-high four steals.
- **LITTLE ROCK:** For the second game in a row, eclipsed 20 points with 21, scoring 13 in the first half (5-of-5 FG, 2-of-2 3PT) ... For the third time, dished out a **season-high seven assists** while adding three steals.
- **UMES:** Led the team with six assists and scored 16 points (second-best on the team) with five rebounds ... Was 5-of-7 from the field (2-od-2 from 3PT) and 4-of-4 at the line.
- **at MIAMI:** Led Arkansas with 18 points and six assists in the come-from behind win ... Had 10 points and four assists in the second half ... More specifically, he scored five points in a decisive 8-0 run at the end of the game **to help secure the win including two free throws with 2:25 left to tie the game at 71 and, after getting a key defensive rebound, sank a 3-pointer with 1:47 left to give the Hogs a lead it wouldn't surrender ... After Miami scored to get within one, Fland drilled a jumper off the left elbow to provide the 76-73 final score.**
- **SEC FROSH OF THE WEEK:** Led Arkansas in both scoring and assists in victories over #14 Michigan and UCA ... Averaged 18.0 points, 8.0 assists and 3.5 steals ... **vs MICHIGAN:** Returned to his hometown ... Scored 20 points with seven assists, against just one turnover, and two steals ... **Scored 16 of his 20 points and dished out five of his seven assists as Arkansas turned a 15-point deficit into an 18-point lead ... vs UCA:** Had 16 points, a **career-high nine assists**, a **career-high five steals** and five rebounds .. Set the tone early with back-to-back steals and layups to put the Razorbacks up 22-7 ... Finished the first half with 13 points ... In the second half, Fland only took three shots but had six assists.
- **NC A&T:** Recorded his **first career double-double** with 12 points and 11 assists.
- **OAKLAND:** Scored a **career-best 24 points** while making a **career-high five 3-pointers** ... Scored 23 of his 24 points in the second half (Note, Oakland only scored 23 in the half) ... Was 9-of-10 from the field in the period including 5-of-5 from 3-point range.



SEC SEC FROSH OF THE WEEK 12/16



### PRESEASON HONORS

- **1 of 20 on Jerry West Shooting Guard of the Year Watch List**
- **#8 "Impact Freshman" by Field of 68**

### DOUBLE-DOUBLES (1)

FRESHMAN (1)  
12/21/24 • vs NC A&T 12 pts 11 asts

BOOGIE FLAND 2024-25 GAME STATS																								
Opponent	Date	GS	Min	FG	FGA	Pct	3FG	3A	Pct	FT	FTA	Pct	O	D	Tot	Avg	PF	FO	A	TO	Blk	Stl	Pts	Avg
LIPSCOMB	11/06/24	*	36	7	18	.389	1	8	.125	2	2	1.000	0	3	3	3.0	0	0	3	1	0	1	17	17.0
vs Baylor	11/09/24	*	39	5	13	.385	3	5	.600	4	4	1.000	1	4	5	4.0	2	0	7	0	0	1	17	17.0
TROY	11/13/24	*	33	3	7	.429	2	3	.667	4	8	.500	0	0	0	2.7	0	0	7	4	0	3	12	15.3
PACIFIC	11/18/24	*	31	6	10	.600	2	4	.500	6	6	1.000	1	2	3	2.8	3	0	3	2	0	4	20	16.5
LITTLE ROCK	11/22/24	*	38	6	11	.545	3	5	.600	6	7	.857	1	3	4	3.0	3	0	7	4	0	3	21	17.4
UMES	11/25/24	*	27	5	7	.714	2	2	1.000	4	4	1.000	0	5	5	3.3	1	0	6	0	0	1	16	17.2
vs Illinois	11/28/24	*	25	2	12	.167	0	3	.000	4	5	.800	0	4	4	3.4	4	0	1	2	0	0	8	15.9
at Miami (FL)	12/03/24	*	33	6	13	.462	4	9	.444	2	2	1.000	0	4	4	3.5	3	0	6	2	0	0	18	16.1
UTSA	12/07/24	*	31	3	11	.273	0	3	.000	0	1	.000	1	5	6	3.8	1	0	7	4	0	1	6	15.0
vs Michigan	12/10/24	*	37	6	18	.333	2	7	.286	6	6	1.000	0	1	1	3.5	0	0	7	2	0	2	20	15.5
vs Central Arkansas	12/14/24	*	34	7	11	.636	2	4	.500	0	0	.000	0	5	5	3.6	2	0	9	1	0	5	16	15.5
N.C. A&T	12/21/24	*	36	5	10	.500	1	6	.167	1	1	1.000	0	3	3	3.6	1	0	11	2	0	1	12	15.3
OAKLAND	12/30/24	*	36	9	16	.563	5	8	.625	1	2	.500	0	2	2	3.5	0	0	6	0	0	0	24	15.9
<b>Totals</b>			<b>13</b>	<b>436</b>	<b>70</b>	<b>.446</b>	<b>27</b>	<b>67</b>	<b>.403</b>	<b>40</b>	<b>48</b>	<b>.833</b>	<b>4</b>	<b>41</b>	<b>45</b>	<b>3.5</b>	<b>20</b>	<b>0</b>	<b>80</b>	<b>24</b>	<b>0</b>	<b>22</b>	<b>207</b>	<b>15.9</b>

### FLAND'S PERSONAL BESTS

- POINTS**  
Career: 24 vs Oakland (12/30/24)  
SEC:
- FG MADE**  
Career: 9 vs Oakland (12/30/24)  
SEC:
- FG ATTEMPTED**  
Career: 18 (2x) LAST vs Michigan (12/10/24)  
SEC:
- 3-POINT FG MADE**  
Career: 5 vs Oakland (12/30/24)  
SEC:
- 3-PT FG ATTEMPTS**  
Career: 9 at Miami (12/03/24)  
SEC:
- FT MADE**  
Career: 6 (3x) LAST vs Michigan (12/10/24)  
SEC:
- FT ATTEMPTED**  
Career: 8 vs Troy (11/13/24)  
SEC:
- REBOUNDS**  
Career: 6 vs UTSA (12/07/24)  
SEC:
- ASSISTS**  
Career: 11 vs NC A&T (12/21/24)  
SEC:
- STEALS**  
Career: 5 vs UCA (12/14/24)  
SEC:
- BLOCKED SHOTS**  
Career: --  
SEC:
- MINUTES**  
Career: 39:01 vs Baylor (11/09/24)  
SEC:

### BOOGIE FLAND CAREER STATISTICS

Year	GP	GS	Min	Avg	FG	FGA	Pct	3FG	3FGA	Pct	FT	FTA	Pct	Off	Def	Tot	Avg	PF	FO	Ast	TO	Blk	Stl	Pts	Avg
2024-25	13	13	436	33.5	70	157	.446	27	67	.403	40	48	.833	4	41	45	3.5	20	0	80	24	0	22	207	15.9

# 3 ADOU THIERO

6-8, 220, F, Jr. || Pittsburgh, Pa. || Quaker Valley HS || Kentucky

@Adou\_Thiero

@adou\_thiero

• Name is Pronounced: uh-DEW thEErow (like Hero) ... Major: Communications ... Son of Almaly Thiero and Mariam Sy, both natives of Mali ... Has three sisters, Oumou, Yassa, Nudiya ... Chose No. 3 because it was the same number his father wore ... His father played for Coach Calipari at Memphis (2002-06) ... His mother was a star at NAIA Oklahoma City University before being drafted No. 33 overall in the 2006 WNBA Draft by the Washington Mystics.

• Has tied or set a career-bests in almost every stat (except rebounds and blocks) in 10 of the 12 games he played this season

• IN THE SEC/NCAA RANKINGS:

- FG% (.621): 2nd SEC / 19th NCAA
- FT Att (68 \*): 4th SEC / 68th NCAA
- FT Made (54): 6th SEC
- Scoring (17.8): 7th SEC / 76th NCAA
- Steals (2.0): 9th SEC / 64th NCAA
- FG Made (77 \*): 7th SEC

\* - missed one game due to illness

2024-25 HIGHLIGHTS

- **LIPSCOMB:** Tied his then career high with three steals
- **vs BAYLOR:** Had a then career-high 24 points, making career-highs with 10 FG and 3 3PT ... Also led the team with six rebounds while adding two assists and two blocked shots ... Scored six of Arkansas' 11 points in an 11-2 run to start the second half to tie the game at 42.
- **TROY:** Tied for the team lead with 19 points and led the team with seven rebounds ... 12 of the points and six of the rebounds came in the second half ... During a decisive 7-0 run, Thiero had an alley-oop dunk, a fastbreak layup and assist on a Boogie Fland 3-pointer.
- **PACIFIC:** Led the team with 23 points and tied for the team lead with six rebounds and four steals ... The four steals were then a career high ... Was 8-of-10 from the field with six dunks and going 1-of-2 from 3-point range ... Was 6-of-7 from the line.
- **LITTLE ROCK:** Led the team with 23 points - thanks to career-highs in free throws made (9) and attempts (10) ... Also led the team with eight rebounds and a career-high six steals ... Was 7-of-9 from the field with four dunks ... Scored 16 of his points in the second half,
- **UMES:** Dished out a then career-high five assists with four steals and 11 points ... Was a team-best +66 in 26:01 played.
- **vs ILLINOIS:** Scored a career-high 26 points, including 18 in the second half ... Also made a career-high 12 free throws while attempting a career-high 21 free throws ... Also tied for the team lead with six rebounds ... Tied his career-high with five assists ... Played all 20 minutes of the second half.
- **UTSA:** Led an impressive second-half charge in the come-from-behind win ... Recorded his first double-double of the season as he tied his career high with 26 points while grabbing 10 rebounds ... Did not miss a shot in the second half (5-of-5 FG and 7-of-7 FT) while scoring 17 of his 26 points ... Added six rebounds and two assists in the second half.
- **vs MICHIGAN:** Despite battling severe illness, started, played 22 minutes and scored 13 points with four rebounds ... Also had a key steal and deflection in the run to start the second half.
- **OAKLAND:** Scored 20 points (16 in the first half) ... Had a career-high six assists ... Added six rebounds, three steals and tied a season-high with two blocked shots.



### DOUBLE-DOUBLES (2)

<b>SOPHOMORE (at Kentucky)</b>	(1)
11/14/23 • vs Kansas	16 pts 13 reb
<b>JUNIOR (at Arkansas)</b>	(1)
12/07/24 • vs UTSA	26 pts 10 reb

### THIERO'S PERSONAL BESTS

<b>POINTS</b>	Season: 26 (2x) LAST vs UTSA (12/07/24)
<b>Career: 26 (2x) LAST vs UTSA (12/07/24)</b>	
SEC: 14	at Auburn (02/17/24)
<b>FG MADE</b>	Season: 10 vs Baylor (11/09/24)
<b>Career: 10 vs Baylor (11/09/24)</b>	
SEC: 5 (2x)	LAST at Miss State (02/27/24)
<b>FG ATTEMPTED</b>	Season: 15 (2x) LAST vs Troy (11/13/24)
<b>Career: 15 (2x) LAST vs Troy (11/13/24)</b>	
SEC: 9 (2x)	LAST at Miss State (02/27/24)
<b>3-POINT FG MADE</b>	Season: 2 vs Baylor (11/09/24)
<b>Career: 2 vs Baylor (11/09/24)</b>	
SEC: 1 (6x)	LAST at Miss State (02/27/24)
<b>3-PT FG ATTEMPTS</b>	Season: 4 (2x) LAST vs Troy (11/13/24)
<b>Career: 4 (2x) LAST at Troy (11/13/24)</b>	
SEC: 4	LAST at Miss State (02/27/24)
<b>FT MADE</b>	Season: 12 vs Illinois (11/28/24)
<b>Career: 12 vs Illinois (11/28/24)</b>	
SEC: 7	vs Tennessee (02/03/24)
<b>FT ATTEMPTED</b>	Season: 21 vs Illinois (11/28/24)
<b>Career: 21 vs Illinois (11/28/24)</b>	
SEC: 8	vs Tennessee (02/03/24)
<b>REBOUNDS</b>	Season: 10 vs UTSA (12/07/24)
<b>Career: 13 vs Kansas (11/14/23)</b>	
SEC: 9	at LSU (02/21/24)
<b>ASSISTS</b>	Season: 6 vs Oakland (12/20/24)
<b>Career: 6 vs Oakland (12/20/24)</b>	
SEC: 3 (3x)	LAST vs Arkansas (03/02/24)
<b>STEALS</b>	Season: 4 vs Pacific (11/18/24)
<b>Career: 4 vs Pacific (11/18/24)</b>	
SEC: 2 (3x)	LAST at Miss State (02/27/24)
<b>BLOCKED SHOTS</b>	Season: 2 (3x) LAST vs Oakland (12/30/24)
<b>Career: 4 (2x) LAST at LSU (02/21/24)</b>	
SEC: 4 (2x)	at LSU (02/21/24)
<b>MINUTES</b>	Season: 37:41 at Miami (12/03/24)
<b>Career: 37:41 at Miami (12/03/24)</b>	
SEC: 32:36	at Auburn (02/17/24)

### ADOU THIERO 2024-25 GAME STATS

Opponent	Date	GS	Min	FG	FGA	Pct	3FG	3A	Pct	FT	FTA	Pct	O	D	Tot	Avg	PF	FO	A	TO	Blk	Stl	Pts	Avg	
LIPSCOMB	11/06/24	*	19	4	6	.667	0	1	.000	0	2	.000	1	3	4	4.0	3	0	1	0	0	3	8	8.0	
vs Baylor	11/09/24	*	31	10	15	.667	2	4	.500	2	4	.500	2	4	6	5.0	4	0	2	2	2	1	24	16.0	
TROY	11/13/24	*	33	8	15	.533	1	4	.250	2	4	.500	2	5	7	5.7	2	0	1	3	1	1	19	17.0	
PACIFIC	11/18/24	*	29	8	10	.800	1	2	.500	6	7	.857	1	5	6	5.8	3	0	2	1	0	4	23	18.5	
LITTLE ROCK	11/22/24	*	29	7	9	.778	0	1	.000	9	10	.900	2	6	8	6.2	4	0	0	5	2	6	23	19.4	
UMES	11/25/24	*	26	4	8	.500	0	2	.000	3	3	1.000	1	3	4	5.8	1	0	5	1	0	4	11	18.0	
vs Illinois	11/28/24	*	35	7	13	.538	0	2	.000	12	21	.571	1	5	6	5.9	3	0	1	2	0	1	26	19.1	
at Miami (FL)	12/03/24	*	37	3	10	.300	0	2	.000	1	3	.333	1	3	4	5.6	0	0	5	1	0	0	7	17.6	
UTSA	12/07/24	*	30	8	10	.800	0	1	.000	10	13	.769	3	7	10	6.1	1	0	3	2	1	0	26	18.6	
vs Michigan	12/10/24	*	22	6	9	.667	1	2	.500	0	0	.000	2	2	4	5.9	1	0	0	2	0	1	13	18.0	
vs Central Arkansas	12/14/24	DNP-illness																							
N.C. A&T	12/21/24	*	19	5	8	.625	1	1	1.000	3	4	.750	2	2	4	5.7	2	0	0	0	1	0	14	17.6	
OAKLAND	12/30/24	*	30	7	11	.636	0	1	.000	6	6	1.000	1	5	6	5.8	3	0	6	3	2	3	20	17.8	
<b>Totals</b>			12	340	77	124	.621	6	23	.261	54	77	.701	19	50	69	5.8	27	0	26	22	9	24	214	17.8

### ADOU THIERO CAREER STATISTICS

Year	GP	GS	Min	Avg	FG	FGA	Pct	3FG	3FGA	Pct	FT	FTA	Pct	Off	Def	Tot	Avg	PF	FO	Ast	TO	Blk	Stl	Pts	Avg
2022-23 (UK)	20	0	190	9.5	10	29	.345	3	9	.333	23	33	.697	16	21	37	1.9	26	0	8	13	6	9	46	2.3
2023-24 (UK)	25	19	536	21.4	65	132	.492	7	22	.318	44	55	.800	38	86	124	5.0	52	0	28	17	27	17	181	7.2
2024-25 (ARK)	12	12	340	28.3	77	124	.621	6	23	.261	54	77	.701	19	50	69	5.8	27	0	26	22	9	24	214	17.8
<b>TOTAL</b>	57	31	1066	18.7	152	285	.533	16	54	.296	121	165	.733	73	157	230	4.0	105	0	62	52	42	50	441	7.7

# 4 TREVON BRAZILE

6-10, 230, F, Jr. // Springfield, Mo. // Kickapoo HS // Missouri

@trevonbrazile2  
@thetrevonbrazile

- Name is Pronounced: Trev-In "Brazil" ... Major: Communications
- The son of Phillip Brazile and Melissa Baldwin
- Siblings: Phillip Brazile II, Brittany Brazile, Reece Winn, Tamia Brazile, Mariah Fuller, Prince Fuller.

• Only played nine games in 2022-23 before suffering a season-ending knee injury to redshirt  
• PARTICIPATED IN THE 2024 NBA DRAFT COMBINE

- Missed two-plus games after rolling his ankle early in the Troy win ... Returned vs UMES.
- Team is 3-0 in his three starts (Troy, Miami, UCA) and 6-0 when he is the first sub
- Ranks 6th (SEC) and 44th (NCAA) in blocked shots at 1.82 ... Has 14 BLKS in last 3 GMS

	G/GS	MIN / AVG	FG	Pct	3PT	FT	O-D = REB	AVG	A	BLK	ST	PTS/AVG
Last 4 GMS	4/1	99 / 24.8	19-27	.704	2-8	6-12	9-21 = 30	7.5	6	15	3	48 / 11.5

## 2024-25 HIGHLIGHTS

- **LIPSCOMB:** Led the team with eight rebounds ... Added two steals
- **vs BAYLOR:** Only Razorback with a positive plus/minus at 1 in 21:46 played.
- **TROY:** Got his first start of the season but **only played 9:25 before exiting with an ankle injury in the first half .. Still managed to grab five rebounds, get two steals and block two shots.**
- **at MIAMI:** In his second start of the season, tied for the team with five rebounds, adding six points (3-of-4 shooting) and a steal.
- **vs MICHIGAN:** Had his best overall game of the season ... Had a **career-high three steals** with a **season-high 13 points** (6-of-8 FG; 1-3 3PT) ... His highlight-reel dunk was #4 Play of the Day on ESPN ... Came up with a huge blocked shot with 15 seconds left and hit a free throw with 14 ticks left to provide the eventual 89-87 final score.
- **vs UCA:** Continued his strong play with 11 points, team-best seven rebound and a **season-best five blocked shots.**
- **NC A&T:** Just missed a double-double with 11 points (5-of-6 FG) and a **season-high nine rebounds ... Tied a career-high with three assists** and added three blocked shots.
- **OAKLAND:** Continued his strong play with a career-high six blocked shots and leading the team with eight rebounds ... Added nine points.

## CAREER DOUBLE-DOUBLES (6)

SOPHOMORE (at ARK)	(2)
11/07/22 • NORTH DAKOTA STATE	21 pts 12 reb
11/16/22 • SOUTH DAKOTA STATE	13 pts 10 reb
R-SOPHOMORE (at ARK)	(4)
11/22/23 • vs Stanford	# 14 pts 17 reb
11/23/23 • vs Memphis	# 13 pts 10 reb
11/29/23 • DUKE	19 pts 11 reb
03/13/24 • vs Vanderbilt (SEC)	13 pts 12 reb

# - back-to-back games



## BRAZILE'S PERSONAL BESTS

POINTS	
Season:	13 vs Michigan (12/10/24)
Career:	23 vs San Jose State (12/03/22)
SEC:	11 (2x) LAST vs Auburn (01/06/24)
FG MADE	
Season:	6 vs Michigan (12/10/24)
Career:	8 vs San Jose State (12/03/22)
SEC:	6 at Alabama (01/30/24)
FG ATTEMPTED	
Season:	8 vs Michigan (12/10/24)
Career:	14 (2x) LAST vs San Diego St (11/23/22)
SEC:	12 at Alabama (01/30/24)
3-POINT FG MADE	
Season:	1 (3x) LAST vs NC A&T (12/21/24)
Career:	4 vs Duke (11/29/23)
SEC:	1 (9x) LAST vs Vanderbilt (02/27/24)
3-PT FG ATTEMPTS	
Season:	3 vs Michigan (12/10/24)
Career:	8 vs San Diego State (11/23/22)
SEC:	5 vs Auburn (01/06/24)
FT MADE	
Season:	3 vs UCA (12/14/24)
Career:	6 (3x) LAST vs Texas A&M (01/16/24)
SEC:	6 vs Texas A&M (01/16/24)
FT ATTEMPTED	
Season:	6 vs Michigan (12/10/24)
Career:	8 (2x) LAST vs Texas A&M (01/16/24)
SEC:	8 vs Texas A&M (01/16/24)
REBOUNDS	
Season:	9 vs NC A&T (12/21/24)
Career:	17 vs Stanford (11/22/23)
SEC:	10 vs Georgia (03/05/22)
ASSISTS	
Season:	3 vs NC A&T (12/21/24)
Career:	3 (2x) LAST vs NC A&T (12/21/24)
SEC:	3 vs Alabama (01/08/22)
STEALS	
Season:	3 vs Michigan (12/10/24)
Career:	3 vs Michigan (12/10/24)
SEC:	2 vs Texas A&M (01/15/22)
BLOCKED SHOTS	
Season:	5 vs UCA (12/14/24)
Career:	6 vs Illinois (12/22/21)
SEC:	4 (2x) LAST vs Georgia (03/05/22)
MINUTES	
Season:	26:51 vs NC A&T (12/21/24)
Career:	45:52 vs Stanford (11/23/23)
SEC:	34:20 vs Texas A&M (01/16/24)

### TREVON BRAZILE 2024-25 GAME STATS

Opponent	Date	GS	Min	FG	FGA	Pct	3FG	3A	Pct	FT	FTA	Pct	O	D	Tot	PF	FO	A	TO	Blk	Stl	Pts	Avg	
LIPSCOMB	11/06/24		23	3	5	.600	0	0	.000	0	0	.000	1	7	8	8.0	2	0	1	1	0	2	6	6.0
vs Baylor	11/09/24		22	2	3	.667	0	1	.000	0	1	.000	1	2	3	5.5	3	0	1	1	1	4	5.0	
TROY	11/13/24	*	9	2	4	.500	0	1	.000	0	0	.000	2	3	5	5.3	0	0	0	0	2	2	4	4.7
PACIFIC	11/18/24		DNP-Inj																					
LITTLE ROCK	11/22/24		DNP-Inj																					
UMES	11/25/24		12	1	2	.500	0	0	.000	0	0	.000	0	1	1	4.3	2	0	1	0	1	0	2	4.0
vs Illinois	11/28/24		6	2	2	1.000	1	1	1.000	0	0	.000	1	1	2	3.8	2	0	1	0	0	0	5	4.2
at Miami (FL)	12/03/24	*	19	3	4	.750	0	0	.000	0	0	.000	1	4	5	4.0	2	0	0	1	0	1	6	4.5
UTSA	12/07/24		15	3	4	.750	0	0	.000	0	0	.000	0	4	4	4.0	1	0	0	0	1	1	6	4.7
vs Michigan	12/10/24		26	6	8	.750	1	3	.333	2	6	.333	1	5	6	4.3	4	0	1	1	1	3	15	6.0
vs Central Arkansas	12/14/24	*	21	4	6	.667	0	1	.000	3	4	.750	3	4	7	4.6	3	0	1	3	5	0	11	6.6
N.C. A&T	12/21/24		27	5	6	.833	1	2	.500	0	0	.000	3	6	9	5.0	2	0	3	1	3	0	11	7.0
OAKLAND	12/30/24		25	4	7	.571	0	2	.000	1	2	.500	2	6	8	5.3	3	0	1	3	6	0	9	7.2
<b>Totals</b>			<b>3</b>	<b>205</b>	<b>35</b>	<b>.686</b>	<b>3</b>	<b>11</b>	<b>.273</b>	<b>6</b>	<b>13</b>	<b>.462</b>	<b>15</b>	<b>43</b>	<b>58</b>	<b>5.3</b>	<b>24</b>	<b>0</b>	<b>10</b>	<b>11</b>	<b>20</b>	<b>10</b>	<b>79</b>	<b>7.2</b>

### TREVON BRAZILE CAREER STATISTICS

Year	GP	GS	Min	Avg	FG	FGA	Pct	3FG	3FGA	Pct	FT	FTA	Pct	Off	Def	Tot	Avg	PF	FO	Ast	TO	Blk	Stl	Pts	Avg
2021-22 (MIZZOU)	24	22	507	21.1	57	105	.543	10	31	.323	27	46	.587	28	92	120	5.0	30	0	18	27	46	10	151	6.3
2022-23 (ARK)	* 9	0	243	27.0	37	77	.481	11	29	.379	21	31	.677	9	45	54	6.0	23	1	9	20	11	9	106	11.8
2023-24 (ARK)	26	23	665	25.6	79	162	.488	24	68	.353	41	59	.695	44	109	153	5.9	61	3	12	39	32	17	223	8.6
2024-25 (ARK)	11	3	205	18.6	35	51	.686	3	11	.273	6	13	.462	15	43	58	5.3	24	0	10	11	20	10	79	7.2
<b>TOTAL</b>	<b>70</b>	<b>48</b>	<b>1620</b>	<b>23.1</b>	<b>208</b>	<b>395</b>	<b>.527</b>	<b>48</b>	<b>139</b>	<b>.345</b>	<b>95</b>	<b>149</b>	<b>.638</b>	<b>96</b>	<b>289</b>	<b>385</b>	<b>5.5</b>	<b>138</b>	<b>4</b>	<b>49</b>	<b>97</b>	<b>109</b>	<b>37</b>	<b>559</b>	<b>8.0</b>

\* - Received a medical redshirt



# 9 JONAS AIDOO

6-11, 240, F, Grad Sr. || Durham, N.C. || Liberty Heights Athletic Institute || Tennessee

@Jonasaidoo  
@jonasaidoo

- Last is pronounced **AY-doo**
- Graduated from Tennessee in August 2024 (B.S. in Journalism & Electronic Media) ... Is pursuing a second undergraduate degree in Arts & Sciences from Arkansas.
- The son of Regina Parker-Aidoo and Tony Aidoo ... Brother: Billy

- 2024 NABC 2nd Team All-District || • 2024 1st Team All-SEC (AP) || • 2024 2nd Team All-SEC (Coaches) || • 2024 SEC All-Defensive Team
- 2022-23 Winter SEC Academic Honor Roll || • 2021-22 First-Year SEC Academic Honor Roll

• Missed most the summer/preseason and was slowed in the first 8 gms with a right foot injury  
 ^ **Played despite an illness vs Oakland; Only played 15:39 with 6 pts and 3 rebs**

	G/GS	MIN / AVG	FG	Pct	3PT	FT	O-D = REB	AVG	A	BLK	ST	PTS/AVG
GMS 1-8	5/0	43 / 8.6	4-9	.444	0-0	0-0	2-7 = 9	1.8	0	0	1	8 / 1.6
<b>GMS 9-12</b>	<b>4/4</b>	<b>100 / 25.0</b>	<b>19-34</b>	<b>.559</b>	<b>0-1</b>	<b>11-15</b>	<b>10-19 = 29</b>	<b>7.3</b>	<b>4</b>	<b>9</b>	<b>4</b>	<b>49 / 12.3</b>
GM 13 ^	1/1	15:39	3-4	.750	0-0	0-0	0-2 = 2	-	-	1	1	6

## 2024-25 HIGHLIGHTS

- **vs ILLINOIS:** Played his first extended minutes of the season, playing 10:54 ... Scored two points off an offensive rebound ... Finished with three rebounds.
- **at MIAMI:** Extended those minutes to 12:19 and was the first sub off the bench ... Scored four points, both dunks.
- **UTSA:** Got his first start of the year ... Just missed a double-double with seven points and eight rebounds .. Had two blocked shots, two assists and a steal in 26:34.
- **vs MICHIGAN:** Got his second start and once again just missed a double-double with 11 points and seven rebounds ... Added two steals and two blocked shots.
- **vs UCA:** Was 6-of-6 from the field and blocked two shots and his +24 was second-best on the team.
- **NC A&T:** Lead the team in scoring and rebounds while recording his **first double-double as a Razorback** ... Scored a **season-high 17 points** and grabbed a **season-high 11 rebounds** ... Also tied for the team lead with a **season-high three blocked shots**.

## PRESEASON HONORS

- 1 of 20 on Kareem Abdul-Jabbar Center of the Year List
- All-SEC (2nd Team) - SEC Media
- All-SEC (2nd Team) - SEC Coaches
- All-SEC (2nd Team) - USATODAY Sports Net
- #10 overall transfer - On3
- #11 player - CBS Sports transfer rankings
- #23 "Impact Transfer" - Field of 68
- 1 of 30 "Impact Transfers" - College Hoops Today
- #59 - CBS Sports Top 100 Players for '24-25
- #64 - ESPN Top 100 Players for '24-25



## DOUBLE-DOUBLES (10)

SOPHOMORE (at Tennessee)	(1)
02/15/23 • at Alabama	12 pts 11 reb
JUNIOR (at Tennessee)	(8)
11/20/23 • vs Syracuse	14 pts 11 reb
12/12/23 • GA SOUTHERN	29 pts 11 reb
01/06/24 • OLE MISS	24 pts 10 reb
01/13/24 • at Georgia	# 10 pts 15 reb
01/16/24 • FLORIDA	# 19 pts 10 reb
02/03/24 • at Kentucky	11 pts 11 reb
02/14/24 • at Arkansas	23 pts 12 reb
02/24/24 • TEXAS A&M	18 pts 14 reb
SENIOR (at Arkansas)	(1)
12/21/24 • vs NC A&T	17 pts 11 reb

# - back-to-back games

## AIDOO'S PERSONAL BESTS

POINTS	
Season: 17	vs NC A&T (12/21/24)
<b>Career: 29</b>	<b>vs Georgia Southern (12/12/23)</b>
SEC: 24	vs Ole Miss (01/06/24)
FG MADE	
Season: 7	vs NC A&T (12/21/24)
<b>Career: 11</b>	<b>at Arkansas (02/15/24)</b>
SEC: 11	at Arkansas (02/15/24)
FG ATTEMPTED	
Season: 13	vs NC A&T (12/21/24)
<b>Career: 19</b>	<b>vs Ole Miss (01/06/24)</b>
SEC: 19	vs Ole Miss (01/06/24)
3-POINT FG MADE	
Season: --	
<b>Career: 2 (2x)</b>	<b>LAST vs George Mason (12/05/23)</b>
SEC: 2	at South Carolina (01/07/23)
3-PT FG ATTEMPTS	
Season: 1	vs NC A&T (12/21/24)
<b>Career: 3 (2x)</b>	<b>LAST vs Ga Southern (12/12/23)</b>
SEC: 2	at South Carolina (01/07/23)
FT MADE	
Season: 5	vs Michigan (12/10/24)
<b>Career: 8</b>	<b>vs Georgia Southern (12/12/23)</b>
SEC: 6	at Alabama (03/02/24)
FT ATTEMPTED	
Season: 8	vs Michigan (12/10/24)
<b>Career: 11</b>	<b>vs Georgia Southern (12/12/23)</b>
SEC: 9	at Alabama (03/02/24)
REBOUNDS	
Season: 11	vs NC A&T (12/21/24)
<b>Career: 15</b>	<b>at Georgia (01/13/24)</b>
SEC: 15	at Georgia (01/13/24)
ASSISTS	
Season: 2 (2x)	LAST vs NC A&T (12/21/24)
<b>Career: 4 (4x)</b>	<b>LAST vs Georgia Mason (12/05/23)</b>
SEC: 4	vs Mississippi State (01/02/23)
STEALS	
Season: 2	vs Michigan (12/10/24)
<b>Career: 3 (2x)</b>	<b>LAST vs Kansas (11/22/23)</b>
SEC: 2 (2x)	LAST at South Carolina (03/06/24)
BLOCKED SHOTS	
Season: 3	vs NC A&T (12/21/24)
<b>Career: 5 (3x)</b>	<b>LAST vs Kentucky (03/09/24)</b>
SEC: 5 (2x)	LAST vs Kentucky (03/09/24)
MINUTES	
Season: 26:34	vs UTSA (12/07/24)
<b>Career: 34:04</b>	<b>at Georgia (01/13/24)</b>
SEC: 34:04	at Georgia (01/13/24)

## JONAS AIDOO 2024-25 GAME STATS

Opponent	Date	GS	Min	FG	FGA	Pct	3FG	3A	Pct	FT	FTA	Pct	O	D	Tot	Avg	PF	FO	A	TO	Blk	Stl	Pts	Avg
LIPSCOMB	11/06/24	7	1	2	.500	0	0	.000	0	0	.000	1	2	3	3.0	0	0	0	2	0	0	0	2	2.0
vs Baylor	11/09/24	9	0	1	.000	0	0	.000	0	0	.000	0	1	1	2.0	0	0	0	1	0	0	0	1.0	
TROY	11/13/24	4	0	0	.000	0	0	.000	0	0	.000	0	0	0	1.3	0	0	0	0	0	0	0	0	0.7
PACIFIC	11/18/24	DNP	Inj																					
LITTLE ROCK	11/22/24	DNP	Inj																					
UMES	11/25/24	DNP	Inj																					
vs Illinois	11/28/24	11	1	1	1.000	0	0	.000	0	0	.000	1	2	3	1.8	0	0	0	0	0	0	0	2	1.0
at Miami (FL)	12/03/24	12	2	5	.400	0	0	.000	0	0	.000	0	2	2	1.8	0	0	0	0	0	1	4	1.6	
UTSA	12/07/24	*	27	3	9	.333	0	0	.000	2	2	1.000	2	5	7	2.7	0	0	2	0	2	1	8	2.7
vs Michigan	12/10/24	*	26	3	6	.500	0	0	.000	5	8	.625	3	4	7	3.3	3	0	0	2	2	2	11	3.9
vs Central Arkansas	12/14/24	*	25	6	6	1.000	0	0	.000	1	2	.500	0	4	4	3.4	1	0	0	0	2	0	13	5.0
N.C. A&T	12/21/24	*	22	7	13	.538	0	1	.000	3	3	1.000	5	6	11	4.2	0	0	2	1	3	1	17	6.3
OAKLAND	12/30/24	*	16	3	4	.750	0	0	.000	0	0	.000	0	2	2	4.0	1	0	0	1	1	1	6	6.3
<b>Totals</b>		<b>5</b>	<b>159</b>	<b>26</b>	<b>47</b>	<b>.553</b>	<b>0</b>	<b>1</b>	<b>.000</b>	<b>11</b>	<b>15</b>	<b>.733</b>	<b>12</b>	<b>28</b>	<b>40</b>	<b>4.0</b>	<b>5</b>	<b>0</b>	<b>4</b>	<b>7</b>	<b>10</b>	<b>6</b>	<b>63</b>	<b>6.3</b>

## JONAS AIDOO CAREER STATISTICS

Year	GP	GS	Min	Avg	FG	FGA	Pct	3FG	3FGA	Pct	FT	FTA	Pct	Off	Def	Tot	Avg	PF	FO	Ast	TO	Blk	Stl	Pts	Avg
2021-22 (TENN)	19	0	148	7.8	13	40	.325	0	0	.000	14	17	.824	19	23	42	2.2	19	0	3	5	10	4	40	2.1
2022-23 (TENN)	25	9	637	18.2	76	150	.507	5	18	.278	21	28	.750	63	108	171	4.9	69	1	33	28	44	17	178	5.1
2023-24 (TENN)	36	36	895	24.9	173	336	.515	3	15	.20	62	99	.626	100	163	263	7.3	78	4	35	36	66	26	411	11.4
2024-25 (ARK)	10	5	159	15.9	26	47	.553	0	1	.000	11	15	.733	12	28	40	4.0	5	0	4	7	10	6	63	6.3
<b>TOTAL</b>	<b>90</b>	<b>50</b>	<b>1839</b>	<b>20.4</b>	<b>288</b>	<b>573</b>	<b>.503</b>	<b>8</b>	<b>34</b>	<b>.235</b>	<b>108</b>	<b>159</b>	<b>.679</b>	<b>194</b>	<b>322</b>	<b>516</b>	<b>5.7</b>	<b>171</b>	<b>5</b>	<b>75</b>	<b>76</b>	<b>130</b>	<b>53</b>	<b>692</b>	<b>7.7</b>

# 11 KARTER KNOX

6-6, 220, F, Fr. || Tampa, Fla. || Overtime Elite - RWE

@thekarterknokx  
@karterknokx

• Major: Communications ... Son of Kevin and Michell Knox ... Siblings are Kevin and Kobe ... His father, Kevin Sr., played wide receiver at Florida State and later with the Arizona Cardinals ... His older brother, Kevin II, was the ninth pick of the 2018 draft and played for Calipari at Kentucky where he was the 2018 SEC Freshman of the Year ... His older brother, Kobe, plays basketball at South Florida.

• **HIGH SCHOOL:** 2024 McDonald's All-American

^ 5 Star by 247 Composite (#22 national)

^ Consensus top 30 player in the 2024 recruiting class.

• **TEAM USA:** Played for 2022 USA Basketball U17 National Team and helped team to a gold medal at the 2022 FIBA U17 World Cup .

## PRESEASON HONORS

• #9 "Impact Freshman" by Field of 68

	G/GS	MIN / AVG	FG	Pct	3PT	FT	O-D = REB	AVG	A	BLK	ST	PTS/AVG
1st 8 GMS *	8/0	115 / 14.4	13-42	.310	4-23	6-8	6-17 = 23	2.9	5	1	2	36 / 4.5
Last 5 GMS	5/2	105 / 21.0	18-31	.581	7-16	11-13	1-15 = 16	3.2	7	1	2	54 / 10.8

\* - includes UMES game where he scored 21 points (8-of-14 FG; 3-of-8 3PT) with six rebounds

## 2024-25 HIGHLIGHTS

- **LIPSCOMB:** Only scored five points, but it came in the final 1:08 of the first half with a 3-pointer and a dunk to turn a six-point lead into an 11-point lead at the break.
- **vs BAYLOR:** Grabbed four boards.
- **LITTLE ROCK:** Tied a season-high four rebounds.
- **UMES:** Had a breakout game, leading the team in scoring with a **career-best 21 points** ... Was 8-of-014 from the field including 3-of-8 from 3-point ... Added a **career-best six rebounds** ... Also got his first career blocked shot ... Was +44 in 24:10 played.
- **MICHIGAN:** Scored six points including s 3-pointer in the first half and a key driving basket in the second ... Added three boards.
- **UCA:** Scored 14 points (second best on the team) with four rebounds and a **career-high three assists**.
- **NC A&T:** Got his first career start and responded with 11 points.
- **OAKLAND:** Had his most efficient game shooting, going 6-of-8 from the field, 3-of-5 from 3PT and 2-of-2 at the line ... Finished with 17 points.



## KARTER KNOX 2024-25 GAME STATS

Opponent	Date	GS	Min	FG	FGA	Pct	3FG	3A	Pct	FT	FTA	Pct	O	D	Tot	Avg	PF	FO	A	TO	Blk	Stl	Pts	Avg
LIPSCOMB	11/06/24	11	2	4	.500	1	3	.333	0	0	.000	1	1	2	2.0	1	0	0	0	0	1	5	5.0	
vs Baylor	11/09/24	10	0	3	.000	0	2	.000	0	0	.000	1	3	4	3.0	2	0	1	1	0	0	0	2.5	
TROY	11/13/24	15	0	5	.000	0	2	.000	0	0	.000	2	0	2	2.7	2	0	0	1	0	1	0	1.7	
PACIFIC	11/18/24	22	0	2	.000	0	2	.000	2	2	1.000	0	3	3	2.8	3	0	2	0	0	0	2	1.8	
LITTLE ROCK	11/22/24	18	2	11	.182	0	6	.000	2	4	.500	0	4	4	3.0	2	0	1	2	0	0	6	2.6	
UMES	11/25/24	24	8	14	.571	3	8	.375	2	2	1.000	1	5	6	3.5	2	0	1	0	1	0	21	5.7	
vs Illinois	11/28/24	7	0	0	.000	0	0	.000	0	0	.000	0	1	1	3.1	1	0	0	1	0	0	0	4.9	
at Miami (FL)	12/03/24	8	1	3	.333	0	0	.000	0	0	.000	1	0	1	2.9	1	0	0	1	0	0	2	4.5	
UTSA	12/07/24	19	2	4	.500	1	3	.333	2	3	.667	0	2	2	2.8	0	0	0	1	0	1	7	4.8	
vs Michigan	12/10/24	13	2	2	1.000	1	1	1.000	0	1	1.000	0	3	3	2.8	1	0	0	0	0	0	5	4.8	
vs Central Arkansas	12/14/24	22	5	8	.625	1	2	.500	3	3	1.000	1	3	4	2.9	1	0	3	2	0	0	14	5.6	
N.C. A&T	12/21/24	*	23	3	9	.333	1	5	.200	4	4	1.000	0	4	4	3.0	2	0	2	0	1	0	11	6.1
OAKLAND	12/30/24	*	28	6	8	.750	3	5	.600	2	2	1.000	0	3	3	3.0	1	0	2	1	0	1	17	6.9
<b>Totals</b>		<b>2</b>	<b>220</b>	<b>31</b>	<b>73</b>	<b>.425</b>	<b>11</b>	<b>39</b>	<b>.282</b>	<b>17</b>	<b>21</b>	<b>.810</b>	<b>7</b>	<b>32</b>	<b>39</b>	<b>3.0</b>	<b>19</b>	<b>0</b>	<b>12</b>	<b>10</b>	<b>2</b>	<b>4</b>	<b>90</b>	<b>6.9</b>

## KNOX'S PERSONAL BESTS

<b>POINTS</b>	Career: 21	vs UMES (11/25/24)
SEC:		
<b>FG MADE</b>	Career: 9	vs UMES (11/25/24)
SEC:		
<b>FG ATTEMPTED</b>	Career: 14	vs UMES (11/25/24)
SEC:		
<b>3-POINT FG MADE</b>	Career: 3 (2x)	LAST vs Oakland (12/30/24)
SEC:		
<b>3-PT FG ATTEMPTS</b>	Career: 8	vs UMES (11/25/24)
SEC:		
<b>FT MADE</b>	Career: 4	vs NC A&T (12/21/24)
SEC:		
<b>FT ATTEMPTED</b>	Career: 4 (2x)	LAST vs NC A&T (12/21/24)
SEC:		
<b>REBOUNDS</b>	Career: 6	vs UMES (11/25/24)
SEC:		
<b>ASSISTS</b>	Career: 3	vs UCA (12/14/24)
SEC:		
<b>STEALS</b>	Career: 1 (4x)	LAST vs Oakland (12/30/24)
SEC:		
<b>BLOCKED SHOTS</b>	Career: 1 (2x)	LAST vs NC A&T (12/21/24)
SEC:		
<b>MINUTES</b>	Career: 27:59	vs Oakland (12/30/24)
SEC:		

## KARTER KNOX CAREER STATISTICS

Year	GP	GS	Min	Avg	FG	FGA	Pct	3FG	3FGA	Pct	FT	FTA	Pct	Off	Def	Tot	Avg	PF	FO	Ast	TO	Blk	Stl	Pts	Avg
2024-25	13	2	220	16.9	31	73	.425	11	39	.282	17	21	.810	7	32	39	3.0	19	0	12	10	2	4	90	6.9

# 21 D.J. WAGNER

6-4, 195, G, So. // Camden, N.J. // Camden HS // Kentucky



• Major: Communications ... Son of Syreeta Brittingham and Dajuan Wagner ... His father played college basketball at Memphis for John Calipari and was drafted sixth overall by the Cleveland Cavaliers in 2002 ... Grandfather is Milt Wagner who won a national championship at Louisville in 1986 (with Kenny Payne) and was a second round pick by the Dallas Mavericks in 1986 ... Siblings are Dayonni Wagner and current Razorback Kareem Watkins.

- **TEAM USA:** Played for 2022 USA Basketball U17 National Team and helped team to a gold medal at the 2022 FIBA U17 World Cup .
- 2024 SEC All-Freshman Team // • Three-Time SEC Freshman of the Week in 2023-24

## PRESEASON HONORS

- 1 of 30 "Impact Transfers" - College Hoops Today
- #38 player - CBS Sports transfer rankings
- #92 - ESPN Top 100 Players for 2024-25

## Leads in the SEC in minutes (33:45)

• **1st 7 GAMES**      **8-of-24 3PT**    **.333**  
**LAST 6 GAMES**    **11-of-22 3PT**    **.500** ... Overall: 27-of-55 (49.1%) from the field & has 21 assists (3.5/gm)

## 2024-25 HIGHLIGHTS

- **vs BAYLOR:** Played a **career-high 37:50** vs Baylor and grabbed four rebounds.
- **TROY:** Had a **career-high four steals** while adding five assists and a blocked shot.
- **PACIFIC:** Posted a season-high in points (14) while tying season-highs in rebounds (4) and assists (5).
- **LITTLE ROCK:** Had season high in 3-pointers made (3) and rebounds (5) ... Made two 3's inside the final seven minutes to put the Hogs up 13 and later 17.
- **UMES:** Had 13 points, making 5-of-11 from the field and a **season-best 3-of-7 from 3-point** ... Had a **career-high six rebounds** ... Added two steals.
- **at MIAMI:** Tied his season high with **14 points** while making and attempting season highs in field goals (6) and attempts (12) ... Scored nine of his 14 points in the second half, including a 3-pointer to start the frame, in the come-from-behind win ... Finished with five assists and two steals with four assists and both steals coming in the second half.
- **UTSA:** Tied his career high with **six rebounds**.
- **vs MICHIGAN:** Played a key role in Arkansas' second-half surge, going from down eight at halftime to up 18 midway through the second ... Led the team with a +12 and was the only Hog in double-digits for +/- ... Scored a **season-high 16**, including 14 in the second half ... Was 7-of-12 from the field and 2-of-3 from 3PT ... Tied his second-high with **five assists**.
- **vs UCA:** Scored 13 points (3-of-4 from 3PT) with six assists ... Had a team-best +31.



## DOUBLE-DOUBLES (1)

**FRESHMAN (at Kentucky)** (1)  
 01/20/24 • vs GEORGIA      18 pts    10 asts

## WAGNER'S PERSONAL BESTS

### POINTS

Season: 16 vs Michigan (12/10/24)  
**Career: 28 vs Marshall (11/24/23)**  
 SEC: 19 vs Arkansas (03/02/24)

### FG MADE

Season: 7 vs Michigan (12/10/24)  
**Career: 10 vs Marshall (11/24/23)**  
 SEC: 8 vs Georgia (01/20/24)

### FG ATTEMPTED

Season: 12 (2x) LAST vs Michigan (12/10/24)  
**Career: 15 at Texas A&M (01/13/24)**  
 SEC: 15 at Texas A&M (01/13/24)

### 3-POINT FG MADE

Season: 3 (2x) LAST vs UCA (12/14/24)  
**Career: 4 vs Arkansas (03/02/24)**  
 SEC: 4 vs Arkansas (03/02/24)

### 3-PT FG ATTEMPTS

Season: 7 vs UMES (11/25/24)  
**Career: 8 vs Stonehill (11/17/23)**  
 SEC: 5 (3x) LAST vs Vanderbilt (03/06/24)

### FT MADE

Season: 2 vs Pacific (11/18/24)  
**Career: 7 vs St. Joseph's (11/20/23)**  
 SEC: 6 at Auburn (02/17/24)

### FT ATTEMPTED

Season: 3 vs Pacific (11/18/24)  
**Career: 8 vs St. Joseph's (11/20/23)**  
 SEC: 7 vs Missouri (01/09/24)

### REBOUNDS

Season: 6 (2x) LAST vs UTSA (12/07/24)  
**Career: 6 (3x) LAST vs UTSA (12/07/24)**  
 SEC: 4 (2x) LAST vs Texas A&M (03/15/24)

### ASSISTS

Season: 6 vs UCA (12/14/24)  
**Career: 10 vs Georgia (01/20/24)**  
 SEC: 10 vs Georgia (01/20/24)

### STEALS

Season: 4 vs Troy (11/13/24)  
**Career: 4 vs Troy (11/13/24)**  
 SEC: 3 at South Carolina (01/23/24)

### BLOCKED SHOTS

Season: 1 (2x) vs Troy (11/13/24)  
**Career: 2 vs Stonehill (11/17/23)**  
 SEC: -

### MINUTES

Season: 37:50 vs Baylor (11/09/24)  
**Career: 37:50 vs Baylor (11/09/24)**  
 SEC: 36:02 at Florida (01/06/24)

## D.J. WAGNER 2024-25 GAME STATS

Opponent	Date	GS	Min	FG	FGA	Pct	3FG	3A	Pct	FT	FTA	Pct	O	D	Tot	Avg	PF	FO	A	TO	Blk	Stl	Pts	Avg
IPSCOMB	11/06/24	*	32	3	7	.429	0	1	.000	1	1	1.000	0	2	2	2.0	2	0	2	3	0	1	7	7.0
vs Baylor	11/09/24	*	38	4	10	.400	0	3	.000	0	0	.000	0	4	4	3.0	3	0	1	3	1	1	8	7.5
TROY	11/13/24	*	37	0	4	.000	0	2	.000	0	0	.000	0	2	2	2.7	0	0	5	1	1	4	0	5.0
PACIFIC	11/18/24	*	35	5	9	.556	2	4	.500	2	3	.667	1	3	4	3.0	0	0	5	1	0	2	14	7.3
LITTLE ROCK	11/22/24	*	39	4	10	.400	3	6	.500	0	0	.000	0	5	5	3.4	1	0	1	3	0	3	11	8.0
UMES	11/25/24	*	25	5	11	.455	3	7	.429	0	0	.000	1	5	6	3.8	0	0	3	0	0	2	13	8.8
vs Illinois	11/28/24	*	30	4	9	.444	0	1	.000	0	0	.000	0	0	3	3	2	0	3	2	0	0	8	8.7
at Miami (FL)	12/03/24	*	36	6	12	.500	1	2	.500	1	2	.500	0	2	2	3.1	0	0	5	1	0	2	14	9.4
UTSA	12/07/24	*	33	3	7	.429	1	3	.333	0	0	.000	1	5	6	3.4	2	0	0	3	0	1	7	9.1
vs Michigan	12/10/24	*	35	7	12	.583	2	3	.667	0	0	.000	2	1	3	3.4	3	0	5	2	0	0	16	9.8
vs Central Arkansas	12/14/24	*	30	5	9	.556	3	4	.750	0	0	.000	0	1	1	3.2	2	0	6	3	0	0	13	10.1
N.C. A&T	12/21/24	*	36	3	8	.375	2	5	.400	2	2	1.000	0	4	4	3.3	1	0	3	1	0	0	10	10.1
OAKLAND	12/30/24	*	35	3	7	.429	2	5	.400	0	0	.000	1	4	5	3.4	2	0	2	2	0	2	8	9.9
<b>Totals</b>			<b>13</b>	<b>441</b>	<b>52</b>	<b>.452</b>	<b>19</b>	<b>46</b>	<b>.413</b>	<b>6</b>	<b>8</b>	<b>.750</b>	<b>6</b>	<b>38</b>	<b>44</b>	<b>3.4</b>	<b>18</b>	<b>0</b>	<b>41</b>	<b>25</b>	<b>2</b>	<b>18</b>	<b>129</b>	<b>9.9</b>

## D.J. WAGNER CAREER STATISTICS

Year	GP	GS	Min	Avg	FG	FGA	Pct	3FG	3FGA	Pct	FT	FTA	Pct	Off	Def	Tot	Avg	PF	FO	Ast	TO	Blk	Stl	Pts	Avg
2023-24 (UK)	29	28	748	25.8	105	259	.405	28	96	.292	49	64	.766	5	49	54	1.7	45	1	96	43	5	24	287	9.9
2024-25 (ARK)	13	13	441	33.9	52	115	.452	19	46	.413	6	8	.750	6	38	44	3.4	18	0	41	25	2	18	129	9.9
<b>TOTAL</b>	<b>42</b>	<b>41</b>	<b>1189</b>	<b>28.3</b>	<b>157</b>	<b>374</b>	<b>.420</b>	<b>47</b>	<b>115</b>	<b>.409</b>	<b>55</b>	<b>72</b>	<b>.764</b>	<b>11</b>	<b>87</b>	<b>98</b>	<b>2.3</b>	<b>63</b>	<b>1</b>	<b>137</b>	<b>68</b>	<b>7</b>	<b>42</b>	<b>416</b>	<b>9.9</b>

# 24 BILLY RICHMOND III

6-5, 205, F, Fr. || Memphis, Tenn. || Camden (N.J.) HS

[@BillyRichmondI](#)

[@billyyyz](#)

- Major: Communications ... • Son of Billy Richmond Jr. and Kimberly Thomas ... Siblings: Brother, Trevor Richmond ... Sisters: Kristian Richmond and McKenzie Thomas
- His father, Billy Jr., began his career at Vanderbilt before transferring to Memphis and playing for John Calipari with the Tigers (2002-04).

- **HIGH SCHOOL:** 2024 Jordan Brand Classic National Team || 2024 Iverson Classic
- ^ 5 Star by 247 Composite (#25 national)
- ^ Consensus top 40 player in the 2024 recruiting class.

- Stat sheet doesn't show his impact through his high energy
- **Only played one minute vs Michigan due to illness.**
- **Has 14 assists for the season ... 7 over the last two games**

## 2024-25 HIGHLIGHTS

- **TROY:** Had three rebounds, two steals, two blocked shots and an assist in 14:47 played.
- **PACIFIC:** Had a breakout game with 9 points, including an alley-oop dunk.
- **LITTLE ROCK:** Was 2-of-2 from the field and 2-of-2 at the line ... Grabbed a season-high six rebounds.
- **UMES:** Led the team with a **career-high nine rebounds** (had three of the team's nine offensive boards) ... Also scored in double figures for the first time with 14 points (6-of-8 FG and 2-of-4 FT).
- **vs ILLINOIS:** For the second straight game, scored double figures with 12 on 6-of-9 shooting ... Added four rebounds.
- **NC A&T:** Scored 10 points with five rebounds while dishing out a then career-high three assists and tying a **career-high with two steals**.
- **OAKLAND:** Handed out a **career-best four assists**.



## BILLY RICHMOND III 2024-25 GAME STATS

Opponent	Date	GS	Min	FG	FGA	Pct	3FG	3A	Pct	FT	FTA	Pct	O	D	Tot	Avg	PF	FO	A	TO	Blk	Stl	Pts	Avg
LIPSCOMB	11/06/24	15	2	3	.667	0	0	.000	0	0	.000	0	2	2	2.0	1	0	2	1	1	1	4	4.0	
vs Baylor	11/09/24	12	1	1	1.000	0	0	.000	2	2	1.000	0	2	2	2.0	2	0	0	1	1	0	4	4.0	
TROY	11/13/24	15	2	4	.500	0	0	.000	0	0	.000	1	2	3	2.3	0	0	1	1	2	2	4	4.0	
PACIFIC	11/18/24	23	4	7	.571	0	1	.000	1	3	.333	0	3	3	2.5	0	0	1	1	0	0	9	5.3	
LITTLE ROCK	11/22/24	20	2	2	1.000	0	0	.000	2	2	1.000	1	5	6	3.2	4	0	1	0	0	0	6	5.4	
UMES	11/25/24	21	6	8	.750	0	0	.000	2	4	.500	3	6	9	4.2	2	0	1	1	0	0	14	6.8	
vs Illinois	11/28/24	32	6	9	.667	0	2	.000	0	1	.000	2	2	4	4.1	3	0	0	1	0	2	12	7.6	
at Miami (FL)	12/03/24	14	1	3	.333	0	0	.000	0	0	.000	1	1	2	3.9	2	0	0	1	0	1	2	6.9	
UTSA	12/07/24	11	1	1	1.000	0	0	.000	0	0	.000	0	0	3.4	1	0	0	0	0	0	0	2	6.3	
vs Michigan	12/10/24	1	0	0	.000	0	0	.000	0	0	.000	0	0	3.1	0	0	0	0	0	0	0	0	5.7	
vs Central Arkansas	12/14/24	19	2	4	.500	0	0	.000	0	0	.000	3	2	5	3.3	3	0	1	1	0	0	4	5.5	
N.C. A&T	12/21/24	19	4	6	.667	0	0	.000	2	5	.400	1	4	5	3.4	3	0	3	1	1	2	10	5.9	
OAKLAND	12/30/24	23	3	4	.750	0	0	.000	2	2	1.000	1	3	4	3.5	3	0	4	2	0	1	8	6.1	
<b>Totals</b>		<b>0</b>	<b>225</b>	<b>34</b>	<b>52</b>	<b>.654</b>	<b>0</b>	<b>3</b>	<b>.000</b>	<b>11</b>	<b>19</b>	<b>.579</b>	<b>13</b>	<b>32</b>	<b>45</b>	<b>3.5</b>	<b>24</b>	<b>0</b>	<b>14</b>	<b>11</b>	<b>5</b>	<b>9</b>	<b>79</b>	<b>6.1</b>

## RICHMOND'S PERSONAL BESTS

<b>POINTS</b>	Career: 14	vs UMES (11/25/24)
SEC:		
<b>FG MADE</b>	Career: 6 (2x)	LAST vs Illinois (11/28/24)
SEC:		
<b>FG ATTEMPTED</b>	Career: 9	vs Illinois (11/28/24)
SEC:		
<b>3-POINT FG MADE</b>	Career: --	
SEC:		
<b>3-PT FG ATTEMPTS</b>	Career: 2	vs Illinois (11/28/24)
SEC:		
<b>FT MADE</b>	Career: 2 (4x)	LAST vs NC A&T (12/21/24)
SEC:		
<b>FT ATTEMPTED</b>	Career: 5	vs NC A&T (12/21/24)
SEC:		
<b>REBOUNDS</b>	Career: 9	vs UMES (11/25/24)
SEC:		
<b>ASSISTS</b>	Career: 4	vs OAKLAND (12/30/24)
SEC:		
<b>STEALS</b>	Career: 2 (23x)	LAST vs NC A&T (12/21/24)
SEC:		
<b>BLOCKED SHOTS</b>	Career: 2	vs Troy (11/13/24)
SEC:		
<b>MINUTES</b>	Career: 25:44	vs Illinois (11/28/24)
SEC:		

## BILLY RICHMOND III CAREER STATISTICS

Year	GP	GS	Min	Avg	FG	FGA	Pct	3FG	3FGA	Pct	FT	FTA	Pct	Off	Def	Tot	Avg	PF	FO	Ast	TO	Blk	Stl	Pts	Avg
2024-25	13	0	225	17.3	34	52	.654	0	3	.000	11	19	.579	13	32	45	3.5	24	0	14	11	5	9	79	6.1

# 44 ZVONIMIR IVIŠIĆ

7-2, 235, F, So. // Vodice, Croatia // Kentucky

@zvonimir\_ivisic

@zvonimir\_ivisic

- Name is pronounced ZVON-uh-meer EE-Vee-sitch ... Major: Communications ... Son of Mladenko and Marina Ivisic
- Has three siblings, Nikola, Jelena and Tomislav ... His twin (younger by four minutes) brother, Tomislav, plays at Illinois and is his life's greatest influence.

• **THE FIRST PLAYER** (on record) **IN NCAA HISTORY** to make six 3-pointers, have five blocked shots and have three steals in a single game (vs Troy) - according to Jonathan Wesserman (@NBADraftWass)

- Has at least one blocked shot in 10 of his 12 games played.
  - His **2.00 blocks per game** ranks **25th** in the **NCAA** / **2nd** in the **SEC** ... **24 Total Blks** ranks **34th** **NCAA** / **4th** **SEC**
- Made at least one 3-pointer in 8 of his 12 games played.
  - Is 1 of 5 players in the **NCAA** have at least **20 blocked shots** and have made at least **20 3-pointers**.

20-20 Club	3's Made	Blks
Zvonimir Ivisic, Arkansas	20-44	24
Connor Withers, Bryant	33-91	24
Rasheer Fleming, Saint Joseph's	25-61	22
Alex Karaban, UConn	36-84	20
Jevon Porter, LMU	20-74	20

## 2024-25 HIGHLIGHTS

- LIPSCOMB:** Scored 12 points, including a personal 8-0 run that helped turn a four-point lead to an 11-0 point cushion late in the game ... Specifically, hit a 3-pointer and later converted an old-fashioned 3-point play to start the run.
- TROY:** Tied for the team lead with a **career-high 19 points** (going a **career-high 6-of-7 from 3-point range**) while adding **career highs in both blocked shots (5) and steals (3)** ... Played a key role in the Hogs second half dominance, out-scoring Troy 39-22 to erase a one-point halftime deficit) ... Scored 16 of his 19 points in the second half, going 5-of-6 from the field - all 3-pointers ... Also, four of his blocked shots and two of his steals came in the second half.
- PACIFIC:** Dished out a **career-high three assists** ... Had 15 points and three blocked shots ... 10 points (2 3-pointers) came in the first half to keep the Hogs close at the break.
- UMES:** Had 14 points, making 3-of-6 from deep, with a **season-high six rebounds**, three blocked shots and two assists.
- vs ILLINOIS:** Facing his twin brother Tomislav, played a strong game with 13 points, making 3-of-6 from 3-point, with two blocked shots (both against Tomislav) and two steals ... Also tied for the team lead with six rebounds.
- at MIAMI:** Scored 11 points off the bench and was 3-of-3 from the field (2-of-2 3PT in the second half ... Made a key 3-pointer with 3:59 left to start an 8-0 run that gave Arkansas its first lead and a lead it would not relinquish.
- vs MICHIGAN:** Only played 8:38 due to a lingering ankle injury, but hit a key 3-pointer in the first half and dished out two assists.
- vs UCA:** Played just 15 minutes and was 0-for but had six rebounds (one shy of the team leader) with two blocked shots and two assists.



## IVISIC'S PERSONAL BESTS

<b>POINTS</b>	Season: 19 vs Troy (11/13/24)
<b>Career: 19</b>	vs Troy (11/13/24)
<b>SEC: 18</b>	vs Alabama (02/24/24)
<b>FG MADE</b>	Season: 6 vs Troy (11/13/24)
<b>Career: 7</b>	vs Alabama (02/24/24)
<b>SEC: 7</b>	vs Alabama (02/24/24)
<b>FG ATTEMPTED</b>	Season: 8 vs Troy (11/13/24)
<b>Career: 11</b>	vs Alabama (02/24/24)
<b>SEC: 11</b>	vs Alabama (02/24/24)
<b>3-POINT FG MADE</b>	Season: 6 vs Troy (11/13/24)
<b>Career: 6</b>	vs Troy (11/13/24)
<b>SEC: 3</b>	vs Georgia (01/20/24)
<b>3-PT FG ATTEMPTS</b>	Season: 7 vs Troy (11/13/24)
<b>Career: 7</b>	vs Troy (11/13/24)
<b>SEC: 4</b>	vs Georgia (01/20/24)
<b>FT MADE</b>	Season: 2 vs Baylor (11/09/24)
<b>Career: 2</b>	vs Arkansas (03/02/24)
<b>SEC: 6</b>	vs Arkansas (03/02/24)
<b>FT ATTEMPTED</b>	Season: 2 (3x) LAST vs Troy (11/13/24)
<b>Career: 7</b>	vs Arkansas (03/02/24)
<b>SEC: 7</b>	vs Arkansas (03/02/24)
<b>REBOUNDS</b>	Season: 6 vs UMES (11/25/24)
<b>Career: 9</b>	vs Arkansas (03/02/24)
<b>SEC: 9</b>	vs Arkansas (03/02/24)
<b>ASSISTS</b>	Season: 3 vs Pacific (11/18/24)
<b>Career: 3</b>	vs Pacific (11/18/24)
<b>SEC: 2 (2x)</b>	LAST at Vanderbilt (01/06/24)
<b>STEALS</b>	Season: 3 vs Troy (11/13/24)
<b>Career: 3</b>	vs Troy (11/13/24)
<b>SEC: 2</b>	vs Georgia (01/20/24)
<b>BLOCKED SHOTS</b>	Season: 5 vs Troy (11/13/24)
<b>Career: 5</b>	vs Troy (11/13/24)
<b>SEC: 4</b>	vs Alabama (02/24/24)
<b>MINUTES</b>	Season: 27:19 vs Pacific (11/18/24)
<b>Career: 27:19</b>	vs Pacific (11/18/24)
<b>SEC: 21:25</b>	at Mississippi State (02/27/24)

## ZVONIMIR IVISIC 2024-25 GAME STATS

Opponent	Date	GS	Min	FG	FGA	Pct	3FG	3A	Pct	FT	FTA	Pct	O	D	Tot	Avg	PF	FO	A	TO	Blk	Stl	Pts	Avg	
LIPSCOMB	11/06/24	*	21	5	6	.833	1	2	.500	1	2	.500	1	2	3	3.0	2	0	0	2	3	1	12	12.0	
vs Baylor	11/09/24	*	17	0	3	.000	0	0	.000	2	2	1.000	3	2	5	4.0	0	0	0	1	1	1	2	7.0	
TROY	11/13/24		22	6	8	.750	6	7	.857	1	2	.500	0	2	2	3.3	4	0	0	3	5	3	19	11.0	
PACIFIC	11/18/24	*	27	5	9	.556	2	5	.400	3	4	.750	0	5	5	3.8	2	0	3	7	3	0	15	12.0	
LITTLE ROCK	11/22/24	*	25	3	5	.600	1	3	.333	3	4	.750	0	3	3	3.6	4	0	0	3	2	1	10	11.6	
UMES	11/25/24	*	27	5	8	.625	3	6	.500	1	2	.500	1	5	6	4.0	2	0	2	0	3	0	14	12.0	
vs Illinois	11/28/24	*	22	5	9	.556	3	6	.500	0	0	.000	2	4	6	4.3	3	0	0	2	2	2	13	12.1	
at Miami (FL)	12/03/24		14	4	5	.800	3	4	.750	0	0	.000	1	1	2	4.0	2	0	1	2	2	0	11	12.0	
UTSA	12/07/24																								
vs Michigan	12/10/24		9	1	3	.333	1	3	.333	0	0	.000	0	1	1	3.7	2	0	2	2	0	0	3	11.0	
vs Central Arkansas	12/14/24		15	0	4	.000	0	3	.000	0	0	.000	0	6	6	3.9	0	0	2	1	2	0	0	9.9	
N.C. A&T	12/21/24		13	4	12	.333	0	4	.000	0	0	.000	2	1	3	3.8	4	0	1	0	0	0	8	9.7	
OAKLAND	12/30/24		7	0	1	.000	0	1	.000	0	0	.000	0	2	2	3.7	2	0	0	1	1	0	0	8.9	
<b>Totals</b>			<b>6</b>	<b>219</b>	<b>38</b>	<b>73</b>	<b>.521</b>	<b>20</b>	<b>44</b>	<b>.455</b>	<b>11</b>	<b>16</b>	<b>.688</b>	<b>10</b>	<b>34</b>	<b>44</b>	<b>3.7</b>	<b>27</b>	<b>0</b>	<b>11</b>	<b>24</b>	<b>24</b>	<b>8</b>	<b>107</b>	<b>8.9</b>

## ZVONIMIR IVISIC CAREER STATISTICS

Year	GP	GS	Min	Avg	FG	FGA	Pct	3FG	3FGA	Pct	FT	FTA	Pct	Off	Def	Tot	Avg	PF	FO	Ast	TO	Blk	Stl	Pts	Avg
2023-24 (UK)	15	0	1476	11.7	30	52	.577	6	16	.375	17	22	.723	16	33	49	3.3	23	1	9	15	20	5	83	5.5
2024-25 (ARK)	12	6	219	18.3	38	73	.521	20	44	.455	11	16	.688	10	34	44	3.7	27	0	11	24	24	8	107	8.9
<b>TOTAL</b>	<b>27</b>	<b>6</b>	<b>395</b>	<b>14.6</b>	<b>68</b>	<b>125</b>	<b>.544</b>	<b>26</b>	<b>60</b>	<b>.433</b>	<b>28</b>	<b>38</b>	<b>.737</b>	<b>26</b>	<b>67</b>	<b>93</b>	<b>3.4</b>	<b>50</b>	<b>1</b>	<b>20</b>	<b>39</b>	<b>44</b>	<b>13</b>	<b>190</b>	<b>7.0</b>

# 0 JADEN KARULETWA

6-5, 185, G, Fr. || Sun Valley, Calif. || Village Christian HS

- First Name is Pronounced: Car-RUE-leh-Twah
- Son of Arthur and Amy Karuletwa ... His dad played basketball at Master's University in Ventura, Calif.
- Has a younger sister, Zuri

- Missed the first 10 games of the season with a wrist injury.

## 2024-25 HIGHLIGHTS

- 



### JADEN KARULETWA 2024-25 GAME STATS

Opponent	Date	GS	Min	FG	FGA	Pct	3FG	3A	Pct	FT	FTA	Pct	O	D	Tot	Avg	PF	FO	A	TO	Blk	Stl	Pts	Avg
LIPSCOMB	11/06/24	DNP	Inj																					
vs Baylor	11/09/24	DNP	Inj																					
TROY	11/13/24	DNP	Inj																					
PACIFIC	11/18/24	DNP	Inj																					
LITTLE ROCK	11/22/24	DNP	Inj																					
UMES	11/25/24	DNP	Inj																					
vs Illinois	11/28/24	DNP	Inj																					
at Miami (FL)	12/03/24	DNP	Inj																					
UTSA	12/07/24	DNP	Inj																					
vs Michigan	12/10/24	DNP	Inj																					
vs Central Arkansas	12/14/24	1	0	0	.000	0	0	.000	0	0	.000	0	0	0	0.0	0	0	0	0	0	0	0	0	0.0
N.C. A&T	12/21/24	2	0	1	.000	0	0	.000	0	0	.000	0	0	0	0.0	1	0	0	0	0	0	0	0	0.0
OAKLAND	12/30/24	DNP																						
<b>Totals</b>		<b>0</b>	<b>3</b>	<b>0</b>	<b>1</b>	<b>.000</b>	<b>0</b>	<b>0</b>	<b>.000</b>	<b>0</b>	<b>0</b>	<b>.000</b>	<b>0</b>	<b>0</b>	<b>0</b>	<b>0.0</b>	<b>1</b>	<b>0</b>	<b>0</b>	<b>0</b>	<b>0</b>	<b>0</b>	<b>0</b>	<b>0.0</b>

### KARULETWA'S PERSONAL BESTS

<b>POINTS</b>	Career:	
	SEC:	
<b>FG MADE</b>	Career:	
	SEC:	
<b>FG ATTEMPTED</b>	Career:	1 vs NC A&T (12/21/24)
	SEC:	
<b>3-POINT FG MADE</b>	Career:	
	SEC:	
<b>3-PT FG ATTEMPTS</b>	Career:	
	SEC:	
<b>FT MADE</b>	Career:	
	SEC:	
<b>FT ATTEMPTED</b>	Career:	
	SEC:	
<b>REBOUNDS</b>	Career:	
	SEC:	
<b>ASSISTS</b>	Career:	
	SEC:	
<b>STEALS</b>	Career:	
	SEC:	
<b>BLOCKED SHOTS</b>	Career:	
	SEC:	
<b>MINUTES</b>	Career:	1:33 vs NC A&T (12/21/24)
	SEC:	

### JADEN KARULETWA CAREER STATISTICS

Year	GP	GS	Min	Avg	FG	FGA	Pct	3FG	3FGA	Pct	FT	FTA	Pct	Off	Def	Tot	Avg	PF	FO	Ast	TO	Blk	Stl	Pts	Avg
2024-25	2	0	3	1.5	0	1	.000	0	0	.000	0	0	.000	0	0	0	0.0	1	0	0	0	0	0	0	0.0

# 5 CASMIR CHAVIS

6-0, 185, G, Fr. || Minneapolis, Minn. || Park Center Senior HS

@casmirchavis11

@jiggy.cash11

- Name is pronounced CASH-mere CHAY-vis ... Likes to be called "Cash" ... Originally signed with Washington (Fall 2023) but was released from his NLI.
- Major: Recreation and Sport Management ... Son of Tiarra Chavisi • Siblings, Christette Chambers and Chaing Ring

## CASMIR CHAVIS 2024-25 GAME STATS

Opponent	Date	GS	Min	FG	FGA	Pct	3FG	3A	Pct	FT	FTA	Pct	O	D	Tot	Avg	PF	FO	A	TO	Blk	Stl	Pts	Avg
LIPSCOMB	11/06/24		DNP																					
vs Baylor	11/09/24		DNP																					
TROY	11/13/24		DNP																					
PACIFIC	11/18/24		DNP																					
LITTLE ROCK	11/22/24		DNP																					
UMES	11/25/24	6	1	3	.333	0	0	.000	0	0	.000	0	1	1	1.0	0	0	0	1	0	0	2	2.0	
vs Illinois	11/28/24		DNP																					
at Miami (FL)	12/03/24		DNP																					
UTSA	12/07/24		DNP																					
vs Michigan	12/10/24		DNP																					
vs Central Arkansas	12/14/24		DNP																					
N.C. A&T	12/21/24		DNP																					
OAKLAND	12/30/24		DNP																					
<b>Totals</b>		<b>0</b>	<b>6</b>	<b>1</b>	<b>3</b>	<b>.333</b>	<b>0</b>	<b>0</b>	<b>.000</b>	<b>0</b>	<b>0</b>	<b>.000</b>	<b>0</b>	<b>1</b>	<b>1</b>	<b>1.0</b>	<b>0</b>	<b>0</b>	<b>0</b>	<b>1</b>	<b>0</b>	<b>0</b>	<b>2</b>	<b>2.0</b>

## CHAVIS' PERSONAL BESTS

<b>POINTS</b>	Career: 2	vs UMES (11/25/24)
<b>FG MADE</b>	Career: 1	vs UMES (11/25/24)
<b>FG ATTEMPTED</b>	Career: 3	vs UMES (11/25/24)
<b>3-POINT FG MADE</b>	Career: --	
<b>3-PT FG ATTEMPTS</b>	Career: --	
<b>FT MADE</b>	Career: --	
<b>FT ATTEMPTED</b>	Career: --	
<b>REBOUNDS</b>	Career: 1	vs UMES (11/25/24)
<b>ASSISTS</b>	Career: --	
<b>STEALS</b>	Career: --	
<b>BLOCKED SHOTS</b>	Career: --	
<b>MINUTES</b>	Career: 5:44	vs UMES (11/25/24)

## CASMIR CHAVIS CAREER STATISTICS

Year	GP	GS	Min	Avg	FG	FGA	Pct	3FG	3FGA	Pct	FT	FTA	Pct	Off	Def	Tot	Avg	PF	FO	Ast	TO	Blk	Stl	Pts	Avg
2024-25	1	0	6	6.0	1	3	.333	0	0	.000	0	0	.000	0	1	1	1.0	0	0	0	1	0	0	2	2.0

# 8 MELO SANCHEZ

6-4, 185, G, Jr. || San Diego, Calif. || Veritas Academy || Hawai'i Pacific

@MeloSanchez23

@melo...

- First Name is Emilio ... Major: Communications ... Selected for the Mexican National Team for 2024-25 FIBA competition
- Son of Javier and Marisol Sanchez ... Siblings: Brothers: J.J. and Alek and Sister: Datalia

## MELO SANCHEZ 2024-25 GAME STATS

Opponent	Date	GS	Min	FG	FGA	Pct	3FG	3A	Pct	FT	FTA	Pct	O	D	Tot	Avg	PF	FO	A	TO	Blk	Stl	Pts	Avg
LIPSCOMB	11/06/24		DNP																					
vs Baylor	11/09/24		DNP																					
TROY	11/13/24		DNP																					
PACIFIC	11/18/24		DNP																					
LITTLE ROCK	11/22/24		DNP																					
UMES	11/25/24	2	0	1	.000	0	1	.000	0	0	.000	0	0	0	0.0	0	0	0	0	0	0	0	0	0.0
vs Illinois	11/28/24		DNP																					
at Miami (FL)	12/03/24		DNP																					
UTSA	12/07/24		DNP																					
vs Michigan	12/10/24		DNP																					
vs Central Arkansas	12/14/24	1	0	0	.000	0	0	.000	0	0	.000	0	0	0	0.0	0	0	0	0	0	0	0	0	0.0
N.C. A&T	12/21/24		DNP																					
OAKLAND	12/30/24		DNP																					
<b>Totals</b>		<b>0</b>	<b>3</b>	<b>0</b>	<b>1</b>	<b>.000</b>	<b>0</b>	<b>1</b>	<b>.000</b>	<b>0</b>	<b>0</b>	<b>.000</b>	<b>0</b>	<b>0</b>	<b>0</b>	<b>0.0</b>	<b>0</b>	<b>0</b>	<b>0</b>	<b>0</b>	<b>0</b>	<b>0</b>	<b>0</b>	<b>0.0</b>

## DOUBLE-DOUBLES (2)

<b>FRESHMAN</b> (at Hawai'i Pacific)	(1)
07/03/23 • CONCORDIA-IRVINE	16 pts 12 rebs
<b>SOPHOMORE</b> (at Hawai'i Pacific)	(1)
02/08/24 • CONCORDIA-IRVINE	16 pts 10 rebs

## SANCHEZ'S PERSONAL BESTS

<b>POINTS</b>	Career: 32	vs Slippery Rock (11/26/23)
<b>FG MADE</b>	Career: 11	at Holy Names (01/26/23)
<b>FG ATTEMPTED</b>	Career: 18 (2x)	LAST vs Point Loma (01/25/24)
<b>3-POINT FG MADE</b>	Career: 6 (3x)	LAST vs Slippery Rock (11/26/23)
<b>3-PT FG ATTEMPTS</b>	Career: 11 (3x)	LAST vs Acad of Art (01/11/24)
<b>FT MADE</b>	Career: 10 (3x)	LAST vs CSUSB (12/17/23)
<b>FT ATTEMPTED</b>	Career: 11 (2x)	LAST vs CSUSB (12/17/23)
<b>REBOUNDS</b>	Career: 12	vs Concordia-Irvine (01/03/23)
<b>ASSISTS</b>	Career: 5	vs Azusa Pacific (01/23/24)
<b>STEALS</b>	Career: 4 (2x)	LAST vs CSUSB (12/17/23)
<b>BLOCKED SHOTS</b>	Career: 2 (4x)	at Academy of Art (01/24/23)
<b>MINUTES</b>	Career: 41:37	vs Lincoln (CA) (12/18/23)

## MELO SANCHEZ CAREER STATISTICS

Year	GP	GS	Min	Avg	FG	FGA	Pct	3FG	3FGA	Pct	FT	FTA	Pct	Off	Def	Tot	Avg	PF	FO	Ast	TO	Blk	Stl	Pts	Avg
2022-23 (HPU)	28	28	1964	34.4	144	293	.491	74	158	.468	42	55	.764	21	90	111	4.0	60	0	40	49	17	29	404	14.4
2023-24 (HPU)	29	29	996	34.3	130	361	.360	73	211	.346	91	114	.798	14	126	140	4.8	60	0	49	46	9	26	424	14.6
2024-25 (ARK)	2	0	3	1.5	0	1	.000	0	1	.000	0	0	.000	0	0	0	0.0	0	0	0	0	0	0	0	0.0
<b>Total</b>	<b>59</b>	<b>57</b>	<b>1963</b>	<b>34.3</b>	<b>274</b>	<b>655</b>	<b>.417</b>	<b>147</b>	<b>370</b>	<b>.396</b>	<b>133</b>	<b>169</b>	<b>.787</b>	<b>35</b>	<b>216</b>	<b>251</b>	<b>4.4</b>	<b>120</b>	<b>0</b>	<b>89</b>	<b>95</b>	<b>26</b>	<b>55</b>	<b>828</b>	<b>14.3</b>

# 14 AYDEN KELLEY

5-10, 170, G, Fr. || Memphis, Tenn. || Northpoint (Miss.) Christian HS

@AydenKelley18

• Major: Business ... Son of Antonio Burks and Ayena Harris ... Siblings, Adrielle Harris, Antonio Harris, Breanna Burks ... His father, Antonio, played three seasons at Memphis under John Calipari at Memphis from 2001-04 ... Stepfather Tony Harris, a former Tennessee Volunteers star point guard from 1997-01.

## AYDEN KELLEY 2024-25 GAME STATS

Opponent	Date	GS	Min	FG	FGA	Pct	3FG	3A	Pct	FT	FTA	Pct	O	D	Tot	Avg	PF	FO	A	TO	Blk	Stl	Pts	Avg
LIPSCOMB	11/06/24		DNP																					
vs Baylor	11/09/24		DNP																					
TROY	11/13/24		DNP																					
PACIFIC	11/18/24		DNP																					
LITTLE ROCK	11/22/24		DNP																					
UMES	11/25/24	2	0	2	.000	0	1	.000	0	0	.000	1	0	1	1.0	0	0	0	0	0	0	0	0	0.0
vs Illinois	11/28/24		DNP																					
at Miami (FL)	12/03/24		DNP																					
UTSA	12/07/24		DNP																					
vs Michigan	12/10/24		DNP																					
vs Central Arkansas	12/14/24		DNP																					
N.C. A&T	12/21/24	2	1	1	1.000	0	0	.000	0	0	.000	0	0	0	0.5	0	0	0	0	0	0	0	2	1.0
OAKLAND	12/30/24		DNP																					
<b>Totals</b>		<b>0</b>	<b>4</b>	<b>1</b>	<b>3</b>	<b>.333</b>	<b>0</b>	<b>1</b>	<b>.000</b>	<b>0</b>	<b>0</b>	<b>.000</b>	<b>1</b>	<b>0</b>	<b>1</b>	<b>1.0</b>	<b>0</b>	<b>0</b>	<b>0</b>	<b>0</b>	<b>0</b>	<b>0</b>	<b>2</b>	<b>1.0</b>

## KELLEY'S PERSONAL BESTS

<b>POINTS</b>	Career: 2	vs NC A&T (12/21/24)
SEC:		
<b>FG MADE</b>	Career: 1	vs NC A&T (12/21/24)
SEC:		
<b>FG ATTEMPTED</b>	Career: 2	vs UMES (11/25/24)
SEC:		
<b>3-POINT FG MADE</b>	Career:	
SEC:		
<b>3-PT FG ATTEMPTS</b>	Career: 1	vs UMES (11/25/24)
SEC:		
<b>FT MADE</b>	Career:	
SEC:		
<b>FT ATTEMPTED</b>	Career:	
SEC:		
<b>REBOUNDS</b>	Career: 1	vs UMES (11/25/24)
SEC:		
<b>ASSISTS</b>	Career:	
SEC:		
<b>STEALS</b>	Career:	
SEC:		
<b>BLOCKED SHOTS</b>	Career:	
SEC:		
<b>MINUTES</b>	Career: 2	vs UMES (11/25/24)
SEC:		

## AYDEN KELLEY CAREER STATISTICS

Year	GP	GS	Min	Avg	FG	FGA	Pct	3FG	3FGA	Pct	FT	FTA	Pct	Off	Def	Tot	Avg	PF	FO	Ast	TO	Blk	Stl	Pts	Avg
2024-25	2	0	4	2.0	1	3	.333	0	1	.000	0	0	.000	1	0	1	0.5	0	0	0	0	0	0	2	1.0

# 25 KAREEM WATKINS

5-8, 175, G, Grd. Sr.. || Camden, N.J. || Kingsway Regional HS || Kentucky

@reemwat

• Mother is Syreeta Brittingham and his stepfather is Dajuan Wagner, who played at Memphis for John Calipari and was drafted sixth overall by the Cleveland Cavaliers in 2002 ... Siblings are Dayonni Wagner and current Razorback Dajuan (D.J.) Wagner Jr.

## KAREEM WATKINS 2024-25 GAME STATS

Opponent	Date	GS	Min	FG	FGA	Pct	3FG	3A	Pct	FT	FTA	Pct	O	D	Tot	Avg	PF	FO	A	TO	Blk	Stl	Pts	Avg
LIPSCOMB	11/06/24		DNP																					
vs Baylor	11/09/24		DNP																					
TROY	11/13/24		DNP																					
PACIFIC	11/18/24		DNP																					
LITTLE ROCK	11/22/24		DNP																					
UMES	11/25/24	2	0	0	.000	0	0	.000	0	0	.000	0	1	1	1.0	0	0	0	0	0	0	0	0	0.0
vs Illinois	11/28/24		DNP																					
at Miami (FL)	12/03/24		DNP																					
UTSA	12/07/24		DNP																					
vs Michigan	12/10/24		DNP																					
vs Central Arkansas	12/14/24	2	0	0	.000	0	0	.000	0	0	.000	0	0	0	0.5	0	0	0	0	0	0	0	0	0.0
N.C. A&T	12/21/24	1	0	0	.000	0	0	.000	0	0	.000	0	0	0	0.3	0	0	1	0	0	0	0	0	0.0
OAKLAND	12/30/24		DNP																					
<b>Totals</b>		<b>0</b>	<b>5</b>	<b>0</b>	<b>0</b>	<b>.000</b>	<b>0</b>	<b>0</b>	<b>.000</b>	<b>0</b>	<b>0</b>	<b>.000</b>	<b>0</b>	<b>1</b>	<b>1</b>	<b>0.3</b>	<b>0</b>	<b>0</b>	<b>1</b>	<b>0</b>	<b>0</b>	<b>0</b>	<b>0</b>	<b>0.0</b>

## WATKINS' PERSONAL BESTS

<b>POINTS</b>	Career: --
SEC:	--
<b>FG MADE</b>	Career: --
SEC:	--
<b>FG ATTEMPTED</b>	Career: 1 (4x) Last at Vanderbilt (02/06/24)
SEC:	1 (2x) Last at Vanderbilt (02/06/24)
<b>3-POINT FG MADE</b>	Career: --
SEC:	--
<b>3-PT FG ATTEMPTS</b>	Career: 1 (3x) Last at Vanderbilt (02/06/24)
SEC:	1 (2x) Last at Vanderbilt (02/06/24)
<b>FT MADE</b>	Career: --
SEC:	--
<b>FT ATTEMPTED</b>	Career: --
SEC:	--
<b>REBOUNDS</b>	Career: 1 (4x) LAST vs Vanderbilt (03/06/24)
SEC:	1 vs Vanderbilt (03/06/24)
<b>ASSISTS</b>	Career: 1 (5x) Last vs NC A&T (12.21/23)
SEC:	--
<b>STEALS</b>	Career: 1 (2x) Last vs High Point (12/31/21)
SEC:	--
<b>BLOCKED SHOTS</b>	Career: --
SEC:	--
<b>MINUTES</b>	Career: 2:14 vs North Florida (11/23/22)
SEC:	2:02 vs Auburn (01/25/23)

## KAREEM WATKINS CAREER STATISTICS

Year	GP	GS	Min	Avg	FG	FGA	Pct	3FG	3FGA	Pct	FT	FTA	Pct	Off	Def	Tot	Avg	PF	FO	Ast	TO	Blk	Stl	Pts	Avg
2020-21 (UK)	1	0	2	2.0	0	0	.000	0	0	.000	0	0	.000	0	0	0	0.0	0	0	0	0	0	0	0	0.0
2021-22 (UK)	9	0	13	1.4	0	1	.000	0	0	.000	0	0	.000	1	2	3	0.3	2	0	2	3	0	2	0	0.0
2022-23 (UK)	4	0	8	2.0	0	1	.000	0	1	.000	0	0	.000	0	0	0	0.0	0	0	1	1	0	0	0	0.0
2023-24 (UK)	5	1	5	0.8	0	2	.000	0	2	.000	0	0	.000	0	1	1	0.0	0	0	1	0	0	0	0	0.0
2024-25 (ARK)	3	0	5	1.7	0	0	.000	0	0	.000	0	0	.000	0	1	1	0.3	0	0	1	0	0	0	0	0.0
<b>TOTAL</b>	<b>22</b>	<b>1</b>	<b>33</b>	<b>1.5</b>	<b>0</b>	<b>4</b>	<b>.000</b>	<b>0</b>	<b>3</b>	<b>.000</b>	<b>0</b>	<b>0</b>	<b>.000</b>	<b>1</b>	<b>4</b>	<b>5</b>	<b>0.2</b>	<b>2</b>	<b>0</b>	<b>5</b>	<b>4</b>	<b>0</b>	<b>2</b>	<b>0</b>	<b>0.0</b>



# ARKANSAS RAZORBACKS

## 2024-25 SEASON RESULTS & LEADERS

RECORD:	OVERALL	HOME	AWAY	NEUTRAL
ALL GAMES	11-2	8-0	1-0	2-2
CONFERENCE	0-0	0-0	0-0	0-0
NON-CONFERENCE	11-2	8-0	1-0	2-2

DATE	TIME (CT)	RANK	OPPONENT	TV	RESULT	ATTEND	RECORD (SEC)	HIGH POINTS	HIGH REBOUNDS
11/06/24	7:00 pm	16/16	LIPSCOMB	SEC Network Plus	W 76-60	19200	1-0	(17)Boogie Fland	(8)Trevon Brazile
11/09/24	6:30 pm	16/16	vs Baylor	ESPNU	67-72 L	10207	1-1	(24)Adou Thiero	(6)Adou Thiero
11/13/24	7:00 pm	18/21	TROY	SEC Network Plus	W 65-49	19200	2-1	(19)Adou Thiero (19)Zvonimir Ivisic	(7)Adou Thiero
11/18/24	7:00 pm	20/24	PACIFIC	SEC Network Plus	W 91-72	19200	3-1	(23)Adou Thiero	(6)Adou Thiero (6)Johnell Davis
11/22/24	8:00 pm	20/24	LITTLE ROCK	SEC Network	W 79-67	19200	4-1	(23)Adou Thiero	(8)Adou Thiero
11/25/24	7:00 pm	19/21	MD-EASTERN SHORE	SEC Network Plus	W 109-35	19200	5-1	(21)Karter Knox	(9)Billy Richmond III
11/28/24	3:00 pm	@ 19/21	RV/RV vs Illinois	CBS	77-90 L	5707	5-2	(26)Adou Thiero	(6)Adou Thiero (6)Zvonimir Ivisic
12/03/24	6:00 pm	% RV/RV	-/- at Miami (Fla.)	ESPN2	W 76-73	6389	6-2	(18)Boogie Fland	(5)Johnell Davis (5)Trevon Brazile
12/07/24	1:00 pm	RV/RV	-/- UTSA	SEC Network Plus	W 75-60	19200	7-2	(26)Adou Thiero	(10)Adou Thiero
12/10/24	8:00 pm	! RV/RV	14/14 vs Michigan	ESPN	W 89-87	14846	8-2	(20)Boogie Fland	(7)Jonas Aidoo
12/14/24	3:00 pm	& RV/RV	-/- vs Central Arkansas	SEC Network Plus	W 82-57	15535	9-2	(16)Boogie Fland	(7)Trevon Brazile
12/21/24	1:30 pm	RV/RV	-/- NORTH CAROLINA A&T	SEC Network	W 95-67	19200	10-2	(17)Jonas Aidoo	(11)Jonas Aidoo
12/30/24	7:00 pm	TBD	-/- OAKLAND	ESPN2	W 92-62	19200	11-2	(24)Boogie Fland	(8)Trevon Brazile
01/04/25	Noon	* 23/RV	1/1 at Tennessee	ESPN					
01/08/25	6:00 pm	*	OLE MISS	ESPN2					
01/11/25	3:00 pm	*	FLORIDA	ESPN/2					
01/14/25	8:00 pm	*	at LSU	SEC Network					
01/18/25	5:00 pm	*	at Missouri	SEC Network					
01/22/25	8:00 pm	*	GEORGIA	SEC Network					
01/25/25	7:30 pm	*	OKLAHOMA	ESPN/2/U					
02/01/25	8:30 pm	*	at Kentucky	ESPN					
02/05/25	8:00 pm	*	at Texas	ESPN2					
02/08/25	7:00 pm	*	ALABAMA	ESPN					
02/12/25	8:00 pm	*	LSU	ESPN2/U					
02/15/25	11:00 am	*	at Texas A&M	ESPN/2					
02/19/25	8:00 pm	*	at Auburn	ESPN/2					
02/22/25	7:00 pm	*	MISSOURI	ESPN/2					
02/26/25	8:00 pm	*	TEXAS	ESPN2/U					
03/01/25	Noon	*	at South Carolina	SEC Network					
03/04/25	9:00 pm	*	at Vanderbilt	SEC Network					
03/08/25	11:00 am	*	MISSISSIPPI STATE	ESPN/SEC					
03/12-16/25		^	SEC Tournament						

Home Games in CAPS | \* - Southeastern Conference game | ^ played in Dallas (American Airlines Center) | @ - played in Kansas City (T-Mobile Center) | % - SEC/ACC Challenge | ! - Jimmy V Classic (New York - Madison Square Gardner) | & - played in North Little Rock (Simmons Bank Arena) | ^ - SEC Tournament (Nashville, Tenn. - Bridgestone Arena) |

ATTENDANCE SUMMARY	GAMES	TOTALS	AVG/GAME
HOME	8	153600	19200
AWAY	1	6389	6389
NEUTRAL	4	46295	11574
TOTAL	13	206284	15868

# ARKANSAS RAZORBACKS

## 2024-25 COMBINED REPORT

RECORD:	OVERALL	HOME	AWAY	NEUTRAL
ALL GAMES	11-2	8-0	1-0	2-2
CONFERENCE	0-0	0-0	0-0	0-0
NON-CONFERENCE	11-2	8-0	1-0	2-2

##	Player	GPGS	Min	Avg	• TOTAL •			• 3-PTS •			• REBOUNDS •				PFFO	A	TO	Blk	Stl	Pts	Avg					
					FG	FGA	Pct	3FG	FGA	Pct	FT	FTA	Pct	Off								Def	Tot	Avg		
3	Adou Thiero	12	12	340	28.3	77	124	.621	6	23	.261	54	77	.701	19	50	69	5.8	27	0	26	22	9	24	214	17.8
2	Boogie Fland	13	13	436	33.5	70	157	.446	27	67	.403	40	48	.833	4	41	45	3.5	20	0	80	24	0	22	207	15.9
21	D.J. Wagner	13	13	441	33.9	52	115	.452	19	46	.413	6	8	.750	6	38	44	3.4	18	0	41	25	2	18	129	9.9
1	Johnell Davis	11	11	334	30.4	37	80	.463	19	49	.388	8	9	.889	7	35	42	3.8	22	0	20	19	2	9	101	9.2
44	Zvonimir Ivisic	12	6	219	18.3	38	73	.521	20	44	.455	11	16	.688	10	34	44	3.7	27	0	11	24	24	8	107	8.9
4	Trevon Brazile	11	3	205	18.6	35	51	.686	3	11	.273	6	13	.462	15	43	58	5.3	24	0	10	11	20	10	79	7.2
11	Karter Knox	13	2	220	16.9	31	73	.425	11	39	.282	17	21	.810	7	32	39	3.0	19	0	12	10	2	4	90	6.9
9	Jonas Aidoo	10	5	159	15.9	26	47	.553	0	1	.000	11	15	.733	12	28	40	4.0	5	0	4	7	10	6	63	6.3
24	Billy Richmond III	13	0	225	17.3	34	52	.654	0	3	.000	11	19	.579	13	32	45	3.5	24	0	14	11	5	9	79	6.1
5	Casmir Chavis	1	0	6	6.0	1	3	.333	0	0	.000	0	0	.000	0	1	1	1.0	0	0	0	1	0	0	2	2.0
14	Ayden Kelley	2	0	4	2.0	1	3	.333	0	1	.000	0	0	.000	1	0	1	0.5	0	0	0	0	0	0	2	1.0
25	Kareem Watkins	3	0	5	1.7	0	0	.000	0	0	.000	0	0	.000	0	1	1	0.3	0	0	1	0	0	0	0	0.0
8	Melo Sanchez	2	0	3	1.5	0	1	.000	0	1	.000	0	0	.000	0	0	0	0.0	0	0	0	0	0	0	0	0.0
0	Jaden Karuletwa	2	0	3	1.5	0	1	.000	0	0	.000	0	0	.000	0	0	0	0.0	1	0	0	0	0	0	0	0.0
TEAM.....															<b>20</b>	<b>22</b>	<b>42</b>	<b>3.2</b>	<b>0</b>		<b>3</b>				<b>0</b>	
THE HOGS.....		<b>13</b>				<b>402</b>	<b>780</b>	<b>.515</b>	<b>105</b>	<b>285</b>	<b>.368</b>	<b>164</b>	<b>226</b>	<b>.726</b>	<b>114</b>	<b>357</b>	<b>471</b>	<b>36.2</b>	<b>187</b>	<b>0</b>	<b>219</b>	<b>157</b>	<b>74</b>	<b>110</b>	<b>1073</b>	<b>82.5</b>
Opponents.....		<b>13</b>				<b>316</b>	<b>775</b>	<b>.408</b>	<b>93</b>	<b>322</b>	<b>.289</b>	<b>126</b>	<b>183</b>	<b>.689</b>	<b>115</b>	<b>289</b>	<b>404</b>	<b>31.1</b>	<b>197</b>	<b>4</b>	<b>141</b>	<b>184</b>	<b>28</b>	<b>85</b>	<b>851</b>	<b>65.5</b>

### Team Statistics

	ARK	OPP
<b>SCORING</b>	<b>1073</b>	<b>851</b>
Points per game	82.5	65.5
Scoring margin	+17.1	-
<b>FIELD GOALS-ATT</b>	<b>402-780</b>	<b>316-775</b>
Field goal pct	.515	.408
<b>3 POINT FG-ATT</b>	<b>105-285</b>	<b>93-322</b>
3-point FG pct	.368	.289
3-pt FG made per game	8.1	7.2
<b>FREE THROWS-ATT</b>	<b>164-226</b>	<b>126-183</b>
Free throw pct	.726	.689
F-Throws made per game	12.6	9.7
<b>REBOUNDS</b>	<b>471</b>	<b>404</b>
Rebounds per game	36.2	31.1
Rebounding margin	+5.2	-
<b>ASSISTS</b>	<b>219</b>	<b>141</b>
Assists per game	16.8	10.8
<b>TURNOVERS</b>	<b>157</b>	<b>184</b>
Turnovers per game	12.1	14.2
Turnover margin	+2.1	-
Assist/turnover ratio	1.4	0.8
<b>STEALS</b>	<b>110</b>	<b>85</b>
Steals per game	8.5	6.5
<b>BLOCKS</b>	<b>74</b>	<b>28</b>
Blocks per game	5.7	2.2
<b>ATTENDANCE</b>	<b>153600</b>	<b>52684</b>
Home games-Avg/Game	8-19200	1-6389
Neutral site-Avg/Game	-	4-11574

SCORE BY PERIODS:	1st	2nd	Total
Arkansas	524	549	1073
Opponents	441	410	851

Date	Ark. Rank	Opponent	Result	Score	Attend
11/06/24	<b>16/16</b>	LISPCOMB	W	76-60	19200
<sup>^</sup> 11/09/24	<b>16/16</b>	vs <b>8/8</b> Baylor	L	67-72	10207
11/13/24	<b>18/21</b>	TROY	W	65-49	19200
11/18/24	<b>20/24</b>	PACIFIC	W	91-72	19200
11/22/24	<b>20/24</b>	LITTLE ROCK	W	79-67	19200
11/25/24	<b>19/21</b>	UMES	W	109-35	19200
<sup>@</sup> 11/28/24	<b>19/21</b>	vs Illinois	L	77-90	5707
<sup>%</sup> 12/03/24	<b>RV/RV</b>	at Miami (FL)	W	76-73	6389
12/07/24	<b>RV/RV</b>	UTSA	W	75-60	19200
<sup>!</sup> 12/10/24	<b>RV/RV</b>	vs <b>14/14</b> Michigan	W	89-87	14846
<sup>&amp;</sup> 12/14/24	<b>RV/RV</b>	vs Central Arkansas	W	82-57	15535
12/21/24	<b>RV/RV</b>	N.C. A&T	W	95-67	19200
12/30/24	<b>23/RV</b>	OAKLAND	W	92-62	19200

\* = SEC game | <sup>^</sup> played in Dallas (American Airlines Center) | <sup>@</sup> - played in Kansas City (T-Mobile Center) | <sup>%</sup> - SEC/ACC Challenge | <sup>!</sup> - Jimmy V Classic (New York - Madison Square Garden) | <sup>&</sup> - played in North Little Rock (Simmons Bank Arena) | <sup>^</sup> - SEC Tournament (Nashville, Tenn. - Bridgestone Arena)

# ARKANSAS RAZORBACKS

## 2024-25 SEASON STATISTICS • ALL GAMES



RECORD:	OVERALL	HOME	AWAY	NEUTRAL
ALL GAMES	11-2	8-0	1-0	2-2
CONFERENCE	0-0	0-0	0-0	0-0
NON-CONFERENCE	11-2	8-0	1-0	2-2

#	Player	GPGS	Min	Avg	• TOTAL •			• 3-PTS •			• REBOUNDS •				PF	FO	A	TO	Blk	St	Pts	Avg				
					FG	FGA	Pct	3FG	FGA	Pct	FT	FTA	Pct	Off									Def	Tot	Avg	
3	Adou Thiero	12	12	340	28.3	77	124	.621	6	23	.261	54	77	.701	19	50	69	5.8	27	0	26	22	9	24	214	17.8
2	Boogie Fland	13	13	436	33.5	70	157	.446	27	67	.403	40	48	.833	4	41	45	3.5	20	0	80	24	0	22	207	15.9
21	D.J. Wagner	13	13	441	33.9	52	115	.452	19	46	.413	6	8	.750	6	38	44	3.4	18	0	41	25	2	18	129	9.9
1	Johnell Davis	11	11	334	30.4	37	80	.463	19	49	.388	8	9	.889	7	35	42	3.8	22	0	20	19	2	9	101	9.2
44	Zvonimir Ivisic	12	6	219	18.3	38	73	.521	20	44	.455	11	16	.688	10	34	44	3.7	27	0	11	24	24	8	107	8.9
4	Trevon Brazile	11	3	205	18.6	35	51	.686	3	11	.273	6	13	.462	15	43	58	5.3	24	0	10	11	20	10	79	7.2
11	Karter Knox	13	2	220	16.9	31	73	.425	11	39	.282	17	21	.810	7	32	39	3.0	19	0	12	10	2	4	90	6.9
9	Jonas Aidoo	10	5	159	15.9	26	47	.553	0	1	.000	11	15	.733	12	28	40	4.0	5	0	4	7	10	6	63	6.3
24	Billy Richmond III	13	0	225	17.3	34	52	.654	0	3	.000	11	19	.579	13	32	45	3.5	24	0	14	11	5	9	79	6.1
5	Casmir Chavis	1	0	6	6.0	1	3	.333	0	0	.000	0	0	.000	0	1	1	1.0	0	0	0	1	0	0	2	2.0
14	Ayden Kelley	2	0	4	2.0	1	3	.333	0	1	.000	0	0	.000	1	0	1	0.5	0	0	0	0	0	0	2	1.0
25	Kareem Watkins	3	0	5	1.7	0	0	.000	0	0	.000	0	0	.000	0	1	1	0.3	0	0	1	0	0	0	0	0.0
8	Melo Sanchez	2	0	3	1.5	0	1	.000	0	1	.000	0	0	.000	0	0	0	0.0	0	0	0	0	0	0	0	0.0
0	Jaden Karuletwa	2	0	3	1.5	0	1	.000	0	0	.000	0	0	.000	0	0	0	0.0	1	0	0	0	0	0	0	0.0
TEAM.....															20	22	42	3.2	0		3			0		
<b>ARKANSAS.....</b>		<b>13</b>				<b>402</b>	<b>780</b>	<b>.515</b>	<b>105</b>	<b>285</b>	<b>.368</b>	<b>164</b>	<b>226</b>	<b>.726</b>	<b>114</b>	<b>357</b>	<b>471</b>	<b>36.2</b>	<b>187</b>	<b>0</b>	<b>219</b>	<b>157</b>	<b>74</b>	<b>110</b>	<b>1073</b>	<b>82.5</b>
Opponents.....		13				316	775	.408	93	322	.289	126	183	.689	115	289	404	31.1	197	4	141	184	28	85	851	65.5

SCORE BY PERIODS:	1st	2nd	Total
Arkansas	524	549	1073
Opponents	441	410	851

DEADBALL REBOUNDS:	OFF	DEF	TOTAL
Arkansas	25	10	35
Opponents	34	11	45

## 2024-25 RAZORBACK GAME-BY-GAME STATISTICS

Opponent	Date	Score	W/L	• TOTAL •			• 3-PTRS •			FT			• REBOUNDS •				PF	A	TO	Blk	Stl	Pts	Avg
				FG	FGA	Pct	3FG	FGA	Pct	FT	FTA	Pct	Off	Def	Tot	Avg							
LIPSCOMB	11/06/24	76-60	W	34	63	.540	4	19	.211	4	7	.571	6	29	35	35.0	11	10	12	5	11	76	76.0
vs Baylor	11/09/24	67-72	L	24	58	.414	5	20	.250	14	17	.824	12	25	37	36.0	19	13	11	6	5	67	71.5
TROY	11/13/24	65-49	W	24	56	.429	10	23	.435	7	14	.500	9	21	30	34.0	11	14	14	11	16	65	69.3
PACIFIC	11/18/24	91-72	W	31	52	.596	9	21	.429	20	25	.800	3	27	30	33.0	14	17	15	3	10	91	74.8
LITTLE ROCK	11/22/24	79-67	W	25	53	.472	7	24	.292	22	27	.815	8	30	38	34.0	20	12	19	4	15	79	75.6
UMES	11/25/24	109-35	W	40	72	.556	15	34	.441	14	17	.824	9	40	49	36.5	10	23	4	5	9	109	81.2
vs Illinois	11/28/24	77-90	L	28	58	.483	5	17	.294	16	27	.593	10	21	31	35.7	20	12	11	2	7	77	80.6
at Miami (FL)	12/03/24	76-73	W	30	62	.484	11	23	.478	5	9	.556	9	24	33	35.4	14	17	11	2	7	76	80.0
UTSA	12/07/24	75-60	W	28	53	.528	5	15	.333	14	19	.737	9	29	38	35.7	7	15	15	5	5	75	79.4
vs Michigan	12/10/24	89-87	W	33	66	.500	9	23	.391	14	22	.636	12	22	34	35.5	17	16	14	3	8	89	80.4
vs Central Arkansas	12/14/24	82-57	W	33	55	.600	9	20	.450	7	9	.778	7	29	36	35.5	13	23	12	9	5	82	80.5
N.C. A&T	12/21/24	95-67	W	37	74	.500	6	24	.250	15	19	.789	14	33	47	36.5	16	26	6	9	4	95	81.8
OAKLAND	12/30/24	92-62	W	35	58	.603	10	22	.455	12	14	.857	6	27	33	36.2	15	21	13	10	8	92	82.5
Arkansas		1073		402	780	.515	105	285	.368	164	226	.726	114	357	471	36.2	187	219	157	74	110	1073	82.5
Opponents		851		316	775	.408	93	322	.289	126	183	.689	115	289	404	31.1	197	141	184	28	85	851	65.5

Games played: 13  
Points/game: 82.5  
FG Pct: 51.5  
3FG Pct: 36.8  
FT Pct: 72.6

Rebounds/game: 36.2  
Assists/game: 16.8  
Turnovers/game: 12.1  
Assist/turnover ratio: 1.4  
Steals/game: 8.5  
Blocks/game: 5.7

## 2023-24 OPPONENT GAME-BY-GAME STATISTICS

Opponent	Date	Score	W/L	•TOTAL•			•3-PTRS•			•REBOUNDS•				PF	A	TO	Blk	Stl	Pts	Avg			
				FG	FGA	Pct	3FG	FGA	Pct	FT	FTA	Pct	Off								Def	Tot	Avg
LIPSCOMB	11/06/24	76-60	W	22	58	.379	9	27	.333	7	9	.778	5	24	29	29.0	12	8	19	1	8	60	60.0
vs Baylor	11/09/24	67-72	L	27	58	.466	7	24	.292	11	17	.647	9	23	32	30.5	16	12	8	1	6	72	66.0
TROY	11/13/24	65-49	W	21	55	.382	3	19	.158	4	7	.571	13	24	37	32.7	16	12	24	5	8	49	60.3
PACIFIC	11/18/24	91-72	W	24	60	.400	12	35	.343	12	13	.923	8	20	28	31.5	20	14	17	0	10	72	63.2
LITTLE ROCK	11/22/24	79-67	W	22	59	.373	6	22	.273	17	23	.739	13	23	36	32.4	19	13	19	1	7	67	64.0
UMES	11/25/24	109-35	W	14	61	.230	4	26	.154	3	8	.375	7	23	30	32.0	9	3	19	1	4	35	59.2
vs Illinois	11/28/24	77-90	L	30	57	.526	15	31	.484	15	22	.682	6	28	34	32.3	22	16	11	4	7	90	63.6
at Miami (FL)	12/03/24	76-73	W	29	60	.483	9	29	.310	6	8	.750	8	25	33	32.4	12	14	11	4	3	73	64.8
UTSA	12/07/24	75-60	W	24	59	.407	7	24	.292	5	5	1.000	4	18	22	31.2	17	7	9	4	8	60	64.2
vs Michigan	12/10/24	89-87	W	34	59	.576	8	18	.444	11	18	.611	8	24	32	31.3	19	18	17	2	7	87	66.5
vs Central Arkansas	12/14/24	82-57	W	18	54	.333	7	28	.250	14	18	.778	6	16	22	30.5	9	8	9	1	6	57	65.6
N.C. A&T	12/21/24	95-67	W	27	75	.360	4	22	.182	9	17	.529	17	24	41	31.3	13	7	8	1	5	67	65.8
OAKLAND	12/30/24	92-62	W	24	60	.400	2	17	.118	12	18	.667	11	17	28	31.1	13	9	13	3	6	62	65.5
Opponents		851		316	775	.408	93	322	.289	126	183	.689	115	289	404	31.1	197	141	184	28	85	851	65.5
Arkansas		1073		402	780	.515	105	285	.368	164	226	.726	114	357	471	36.2	187	219	157	74	110	1073	82.5

Games played: 13  
 Points/game: 65.5  
 FG Pct: 40.8  
 3FG Pct: 28.9  
 FT Pct: 68.9

Rebounds/game: 31.1  
 Assists/game: 10.8  
 Turnovers/game: 14.2  
 Assist/turnover ratio: 0.8  
 Steals/game: 6.5  
 Blocks/game: 2.2

# 2024-25 ARKANSAS RAZORBACKS GAME HIGHS AND LEADERS

Opponent	DATE	SCORE	RESULT	POINTS	REBOUNDS	ASSISTS	STEALS	BLOCKED SHOTS
LIPSCOMB	11/06/24	76-60	W	17-Boogie Fland	8-Trevon Brazile	3-Boogie Fland	3-Adou Thiero	3-Zvonimir Ivisic
vs Baylor	11/09/24	67-72	L	24-Adou Thiero	6-Adou Thiero	7-Boogie Fland	1-Trevon Brazile Adou Thiero Boogie Fland Zvonimir Ivisic D.J. Wagner	2-Adou Thiero
TROY	11/13/24	65-49	W	19-Zvonimir Ivisic Adou Thiero	7-Adou Thiero	7-Boogie Fland	4-D.J. Wagner	5-Zvonimir Ivisic
PACIFIC	11/18/24	91-72	W	23-Adou Thiero	6-Adou Thiero Johnell Davis	5-D.J. Wagner	4-Boogie Fland Adou Thiero	3-Zvonimir Ivisic
LITTLE ROCK	11/22/24	79-67	W	23-Adou Thiero	8-Adou Thiero	7-Boogie Fland	6-Adou Thiero	2-Zvonimir Ivisic Adou Thiero
UMES	11/25/24	109-35	W	21-Karter Knox	9-Billy Richmond III	6-Boogie Fland	4-Adou Thiero	3-Zvonimir Ivisic
vs Illinois	11/28/24	77-90	L	26-Adou Thiero	6-Zvonimir Ivisic Adou Thiero	6-Johnell Davis	2-Billy Richmond III Zvonimir Ivisic Johnell Davis	2-Zvonimir Ivisic
at Miami (FL)	12/03/24	76-73	W	18-Boogie Fland	5-Trevon Brazile Johnell Davis	6-Boogie Fland	2-D.J. Wagner Johnell Davis	2-Zvonimir Ivisic
UTSA	12/07/24	75-60	W	26-Adou Thiero	10-Adou Thiero	7-Boogie Fland	1-Boogie Fland Karter Knox Trevon Brazile D.J. Wagner Jonas Aidoo	2-Jonas Aidoo
vs Michigan	12/10/24	89-87	W	20-Boogie Fland	7-Jonas Aidoo	7-Boogie Fland	3-Trevon Brazile	2-Jonas Aidoo
vs Central Arkansas	12/14/24	82-57	W	16-Boogie Fland	7-Trevon Brazile	9-Boogie Fland	5-Boogie Fland	5-Trevon Brazile
N.C. A&T	12/21/24	95-67	W	17-Jonas Aidoo	11-Jonas Aidoo	11-Boogie Fland	2-Billy Richmond III	3-Jonas Aidoo Trevon Brazile
OAKLAND	12/30/24	92-62	W	24-Boogie Fland	8-Trevon Brazile	6-Adou Thiero Boogie Fland	3-Adou Thiero	6-Trevon Brazile

LED TEAM IN POINTS (including ties)	
Thiero	6
Fland	5
Ivisic	1
Aidoo	1
Knox	1

LED TEAM IN REBS (including ties)	
Thiero	6
Brazile	4
Davis	2
Aidoo	2
Ivisic	1
Richmond	1

LED TEAM IN ASSISTS (including ties)	
Fland	11
Wagner	1
Davis	1
Thiero	1

LED TEAM IN STEALS (including ties)	
Thiero	6
Fland	5
Wagner	4
Davis	2
Brazile	2
Richmond	2
Ivisic	1
Ivisic	1
Knox	1
Brazile	1
Aidoo	1

LED TEAM IN BLKS (including ties)	
Ivisic	7
Aidoo	3
Brazile	3
Thiero	2

# ARKANSAS RAZORBACKS

## 2024-25 GAME-BY-GAME POINTS-ASSISTS-REBOUNDS

Opponent	Date	Score	WL	0	1	2	3	4	5	8	9	11	14	21	24	25	44	45
				Karuletwa	Davis	Fland	Thiero	Brazile	Chavis	Sanchez	Aidoo	Knox	Kelley	Wagner	Richmond	Watkins	Ivisic	Blake
LIPSCOMB	11/06/24	76-60	W	DNP-Inj	15-6-1	17-3-3	8-4-1	6-8-1	DNP	DNP	2-3-0	5-2-0	DNP	7-2-2	4-2-2	DNP	12-3-0	DNP-Inj
vs Baylor	11/09/24	67-72	L	DNP-Inj	8-3-1	17-5-7	24-6-2	4-3-1	DNP	DNP	0-1-0	0-4-1	DNP	8-4-1	4-2-0	DNP	2-5-0	DNP-Inj
TROY	11/13/24	65-49	W	DNP-Inj	7-5-0	12-0-7	19-7-1	4-5-0	DNP	DP	0-0-0	0-2-0	DNP	0-2-5	4-3-1	DNP	19-2-0	DNP-Inj
PACIFIC	11/18/24	91-72	W	DNP-Inj	8-6-1	20-3-3	23-6-2	DNP-Inj	DNP	DNP	DNP-Inj	2-3-2	DNP	14-4-5	9-3-1	DNP	15-5-3	DNP-Inj
LITTLE ROCK	11/22/24	79-67	W	DNP-Inj	2-3-2	21-4-7	23-8-0	DNP-Inj	DNP	DNP	DNP-Inj	6-4-1	DNP	11-5-1	6-6-1	DNP	10-3-0	DNP-Inj
UMES	11/25/24	109-35	W	DNP-Inj	16-6-4	16-5-6	11-4-5	2-1-1	2-1-0	0-0-0	DNP-Inj	21-6-1	0-1-0	13-6-3	14-9-1	0-1-0	14-6-2	DNP-Inj
vs Illinois	11/28/24	77-90	L	DNP-Inj	3-2-6	8-4-1	26-6-1	5-2-1	DNP	DNP	2-3-0	0-1-0	DNP	8-0-3	12-4-0	DNP	13-6-0	DNP-Inj
at Miami	12/03/24	76-73	W	DNP-Inj	12-5-0	18-4-6	7-4-5	6-5-0	DNP	DNP	4-2-0	2-1-0	DNP	14-2-5	2-2-0	DNP	11-2-1	DNP-Inj
UTSA	12/07/24	75-60	W	DNP-Inj	13-1-3	6-6-7	26-10-3	6-4-0	DNP	DNP	8-7-2	7-2-0	DNP	7-6-0	2-0-0	DNP	DNP-Inj	DNP-Inj
vs MICH	12/10/24	89-87	W	DNP-Inj	6-4-1	20-1-7	13-4-0	15-6-1	DNP	DNP	11-7-0	5-3-0	DNP	16-3-5	0-0-0	DNP	3-1-2	DNP-Inj
vs UCA	12/14/24	82-57	W	0-0-0	11-1-1	16-5-9	DNP-III	11-7-1	DNP	0-0-0	13-4-0	14-4-3	DNP	13-1-6	4-5-1	0-0-0	0-6-2	DNP-Inj
NCA&T	12/21/24	95-67	W	0-0-0	DNP-Inj	12-3-11	14-4-0	11-9-3	DNP	DNP	17-11-2	11-4-2	2-0-0	10-4-3	10-5-3	0-0-1	8-3-1	DNP-Inj
OAK	12/30/24	92-62	W	DNP	DNP-Inj	24-2-6	20-6-6	9-8-1	DNP	DNP	6-2-0	17-3-2	DNP	8-5-2	8-4-4	DNP	0-2-0	DNP-Inj

# ARKANSAS RAZORBACKS

## 2024-25 STARTING LINEUPS

Date	Opponent	1st SUB(S)	Outcome
Nov. 6	Lipscomb	Fland Wagner Davis Thiero Ivisic Brazile/Aidoo	W, 76-60
Nov. 9	vs Baylor	Fland Wagner Davis Thiero Ivisic Knox	L, 67-72
Nov. 13	Troy	Fland Wagner Davis Thiero Brazile Knox	W, 65-49
Nov. 18	Pacific	Fland Wagner Davis Thiero Ivisic Richmond/Knox	W, 91-72
Nov. 22	Little Rock	Fland Wagner Davis Thiero Ivisic Knox	W, 79-67
Nov. 25	UMES	Fland Wagner Davis Thiero Ivisic Brazile/Richmond	W, 109-35
Nov. 28	vs Illinois	Fland Wagner Davis Thiero Ivisic Richmond	L, 77-90
Dec. 3	at Miami	Fland Wagner Davis Thiero Brazile Aidoo	W, 76-73
Dec. 7	UTSA	Fland Wagner Davis Thiero Aidoo Knox/Brazile	W, 75-60
Dec. 10	vs Michigan	Fland Wagner Davis Thiero Aidoo Brazile	W, 89-87
Dec. 14	vs UCA	Fland Wagner Davis Brazile Aidoo Knox/Ivisic	W, 82-57
Dec. 21	NC A&T	Fland Wagner Knox Thiero Aidoo Brazile/Ivisic	W, 95-67
Dec. 30	Oakland	Fland Wagner Knox Thiero Aidoo Brazile	W, 92-62

### RECORD BY LINEUP:

Fland	Wagner	Davis	Thiero	Ivisic	4-2
Fland	Wagner	Davis	Thiero	Brazile	2-0
Fland	Wagner	Davis	Thiero	Aidoo	2-0
Fland	Wagner	Davis	Brazile	Aidoo	1-0
Fland	Wagner	Knox	Thiero	Aidoo	2-0

### RECORD BY STARTER

Fland	13	11-2
Wagner	13	11-2
Davis	12	10-2
Thiero	12	10-2
Ivisic	6	4-2
Aidoo	5	5-0
Brazile	3	3-0
Knox	2	2-0

### RECORD BY 1ST SUB (including ties)

Brazile	6	6-0
Knox	6	5-1
Richmond	3	2-1
Aidoo	2	2-0
Ivisic	2	2-0

# ARKANSAS RAZORBACKS

## 2024-25 SPECIALTY STATS (ARKANSAS/OPPONENT)

Opponent	Pts Off TO	Pts In Paint	2nd Chance	Fast Break	Bench	Lead Chng	Ties	Ark Largest Lead			Best Ark Run	Opp Largest Lead			Best Opp Run	Ark Led	Opp Led	Gm Tied
LIPSCOMB	25 / 13	<b>54</b> / 22	6 / <b>18</b>	23 / 5	17 / 11	2	5	17	2:04	2nd	11-0	5	10:01	1st	11-0	30:50	5:25	3:45
vs Baylor	10 / 10	28 / 38	10 / 11	15 / 13	8 / 13	0	3	--	--	--	9-0	11	3x (last 11:18 2nd)	6-0	--	<b>38:07</b>	1:41	
TROY	24 / 15	22 / 34	4 / 12	15 / 8	23 / 11	3	7	17	4:05	2nd	8-0	6	13:58	1st	5-0	16:59	16:47	6:40
PACIFIC	22 / 9	40 / 20	2 / 6	20 / 10	11 / 0	0	0	22	0:34	2nd	10-0	--	--	--	11-0	39:02	--	0:58
LITTLE ROCK	28 / <b>17</b>	32 / 24	12 / 11	22 / 9	12 / 11	0	0	22	3:46	2nd	9-0	--	--	--	10-0	37:10	--	1:07
UMES	<b>31</b> / 0	46 / 20	15 / 8	18 / 5	39 / 18	0	0	<b>74</b>	<b>6:32</b>	<b>2nd</b>	<b>29-0</b>	--	--	--	4-0	39:44	--	0:16
vs Illinois	11 / 9	42 / 28	<b>18</b> / 9	16 / 9	19 / 19	0	0	--	--	-	6-0	<b>17</b>	<b>1:01</b>	<b>1st</b>	11-0	--	39:18	0:42
at Miami	11 / <b>17</b>	36 / 30	11 / 8	9 / 11	19 / <b>29</b>	1	2	3	1:47	2nd	8-0	11	7:33	1st	8-0	1:47	36:15	1:58
UTSA	18 / 12	40 / 22	13 / 0	12 / 13	15 / 11	4	6	16	4:59	2nd	11-0	8	0:25	1st	8-0	24:54	6:15	<b>8:57</b>
vs Michigan	21 / <b>17</b>	42 / <b>46</b>	12 / 9	10 / 4	23 / 24	4	2	18	10:15	2nd	12-0	<b>15</b>	<b>8:58</b>	<b>1st</b>	<b>12-0</b>	21:22	15:18	3:20
vs UCA	11 / 9	44 / 18	11 / 8	21 / 0	18 / 8	0	0	31	10:34	2nd	9-0	--	--	--	5-0	39:38	--	0:22
NC A&T	12 / 6	52 / 40	14 / 12	11 / <b>18</b>	<b>31</b> / 19	0	0	37	9:14	2nd	9-0	--	--	--	8-0	<b>39:48</b>	--	0:12
OAKLAND	21 / 11	38 / 42	8 / 2	<b>28</b> / 10	17 / 6	7	7	30	0:26	2nd	11-0	2	19:08	1st	6-0	32:31	1:35	5:44

**BOLD** INDICATES SEASON HIGHS

**BLACK BOX** INDICATES LARGEST UA LEAD IN A LOSS

**RED BOX** INDICATES LARGEST UA DEFICIT IN A WIN



## LAST TIME AN ARKANSAS PLAYER...

### • SCORING •

Scored 30 Points: 34 Khalif Battle at Kentucky (03/02/24)  
Scored 40 Points: 42 Khalif Battle vs Missouri (02/24/24)  
Scored 50 Points: 51 Rotnei Clarke vs. Alcorn State (11/13/09)  
**RECORD: 51 Rotnei Clarke vs. Alcorn State (11/13/09)**

### • FIELD GOALS MADE •

Made 15 Field Goals: 15 (15-21) Rotnei Clarke vs. Alcorn State (11/13/09)  
Made 20 Field Goals: 20 (2-30) Dean Tolson vs. Texas A&M (03/02/74)  
**RECORD: 20 (20-30) Dean Tolson vs. Texas A&M (03/02/74)**

### • FIELD GOALS ATTEMPTED •

Attempted 20 Field Goals: 20 (10-20) Tramon Mark at Kentucky (03/02/24)  
Attempted 25 Field Goals: 26 (11-26) JD Notae vs Mercer (11/09/21)  
**RECORD: 30 (20-30) Dean Tolson vs. Texas A&M (03/02/74)**

### • FIELD GOAL PERCENTAGE •

Shot 100% FG (Min. 8 att): 100% Moses Kingsley (8-8) at Missouri (01/12/16)  
**RECORD (min 10 att): 100% Daryll Saulsberry (10-10) (01/14/75)**

### • 3-POINTERS MADE •

Made 7 3-pointers: 8 (8-11) Mason Jones at Texas A&M (03/07/20)  
Made 10 3-pointers: 10 (10-13) by Isaiah Joe vs. FIU (12/01/18)  
Made 11-Plus 3-pointers: 13 (13-17) by Rotnei Clarke vs. Alcorn State (11/13/09)  
**RECORD: 13 (13-17) by Rotnei Clarke vs. Alcorn State (11/13/09) (SEC record)**

### • 3-POINTERS ATTEMPTED •

Attempted 15 3-Pointers: 15 (6-15) Isaiah Joe at Texas A&M (03/07/20)  
Attempted 20 3-Pointers: 24 (10-24) Pat Bradley vs. North Texas (12/30/98)  
**RECORD: 24 (10-24) Pat Bradley vs. North Texas (12/30/98) (SEC record)**

### • FREE THROWS MADE •

**Made 10 Free Throws: 12 (12-21) Adou Thiero vs Illinois (11/28/24)**  
Made 15 Free Throws: 17 (17-18) Khalif Battle (03/02/24)  
Made 20 Plus Free Throws: 22 (22-24) Martin Terry vs. Texas A&M (01/22/72)  
**RECORD: 22 (22-24) by Martin Terry vs. Texas A&M (01/22/72)**

### • FREE THROWS ATTEMPTED •

Attempted 15 Free Throws: 18 (17-18) Khalif Battle at Kentucky (03/02/24)  
**Attempted 20 Free Throws: 21 (12-21) Adou Thiero vs Illinois (11/28/24)**  
Attempted 24 Plus Free Throws: 24 (22-24) Martin Terry vs. Texas A&M (01/22/72)  
**RECORD: 24 (22-24) Martin Terry vs. Texas A&M (01/22/72)**

### • FREE THROW PERCENTAGE •

Shot 94% FT (min 15 att): 94.4% (17-18) Khalif Battle at Kentucky (03/02/24)  
Shot 100% FT (min 10 att): 100% (11-11) Khalif Battle at Alabama (03/09/24)  
**RECORD (min. 11 att): 9x - Best: Tommy Boyer (18-18) in 1963**

### • REBOUNDS •

Grabbed 15-19 Rebounds: 17 Trevon Brazile vs Stanford (11/22/23)  
Grabbed 20-Plus Rebounds: 23 Nick Davis vs. Jackson State (11/21/97)  
**RECORD: 23 by Nick Davis vs. Jackson State (11/21/97)**  
• Grabbed 10 Offensive Rebounds: 11 Justin Smith vs Oral Roberts (03/27/21)  
• Grabbed 10 Defensive Rebounds: 14 Khii Mitchell & Devo Davis vs UCG (12/06/22)

### • ASSISTS •

**Had 10 Assists: 11 by Boogie Fland vs NC A&T (12/21/24)**  
Had 15 Assists: 15 by Dontell Jefferson vs. Portland State (11/18/05)  
**RECORD: 15 by Dontell Jefferson vs. Portland State (11/18/05)**

### • STEALS •

**Had 5 Steals: 5 Boogie Fland vs UCA (12/14/24)**  
**Had 6-7 Steals: 6 Adou Thiero vs Little Rock (11/22/24)**  
Had 8-9 Steals: 8 JD Notae vs New Mexico State (03/19/22)  
**RECORD: 9 by Robert Shepard at Arizona (12/06/92)**

### • BLOCKED SHOTS •

**Had 5 Blocks: 5 Trevon Brazile vs UCA (12/14/24)**  
Had 6-9 Blocks: 7 Makhel Mitchell vs Texas A&M (01/31/23)  
Had 10 Blocks: 10 Steven Hill vs. Texas State (12/06/05)  
**RECORD: 10 Steven Hill vs. Texas St. (12/06/05) & Oliver Miller vs. Texas (02/04/90)**

### • TURNOVERS •

**Committed 5-9 Turnovers: 7 Zvonimir Ivisic vs Pacific (11/18/24)**  
Committed 10 Plus Turnovers: 10 Courtney Fortson at South Carolina (02/21/09)

### • MINUTES PLAYED •

40 Minutes (Regulation): 40:00 Khalif Battle vs South Carolina (03/14/24)  
40+ Min w/OT: 42:17 Trevon Brazile & 40:24 Khalif Battle vs Vandy (03/13/24)  
45+ Minutes: 2 vs Stanford (11/22/23) - Brazile (45:52) - Davis (45:14)

## • MISCELLANEOUS •

### 2 Players Scored 20+ Pts In Same Game:

**Boogie Fland (24) and Adou Thiero (20) vs Oakland (12/30/24)**

### 3 Players Scored 20+ Pts In Same Game: at Alabama (02/25/23)

Nick Smith Jr. (24), Davonte Davis (21) and Ricky Council IV (20)

### 2 Players Scored 20+ Pts In Back-To-Back Gms: Nick Smith Jr. (26/24) & Ricky Council IV (22/20) vs Georgia (02/21/23) and at Alabama (02/25/23)

### 2 Players Scored 20+ Pts In 3 Straight: Mason Jones (41/20/21) & Isaiah Joe (20/21/24) vs Tulsa (12/14/19), Valpo (12/21/19) and Indiana (12/29/19)

### 8 Players Scored in Double Digits: Mississippi Valley State (11/25/20)

Connor Vanover (25), Desi Sills (19), Moses Moody (16), Vance Jackson (15), Khaleen Robinson (15), Justin Smith (13), JD Notae (13), Jalen Tate (12)

### Scored 20-Plus in 5+ Consecutive Gms: (7) Khalif Battle 42, 36, 34, 29, 22, 24, 20 (02/24 to 03/14/24)

### Scored 20 or More Points in 10-Plus Consecutive Games: (11) Todd Day

20, 23, 26, 26, 22, 31, 23, 21, 27, 21, 20 (12/01/90 to 01/12/91)

### Scored 30-plus Points in 3 Straight Games: Khalif Battle and Mason Jones (only Razorbacks)

LAST - Battle: 42 vs. Mizzou (02/24/24), 36 vs Vandy (02/27/24), 34 at UK (03/02/24)

### Most Pts Consecutive Gms: 82 Martin Terry 35 at TCU (02/20/73) & 47 vs. SMU (02/24/73)

### Most Pts 3-Straight: 112 Khalif Battle 2024 43 vs MIZ (2/24), 36 vs VU (2/27) & 34 at UK (3/2)

### Most Pts 4-Straight: 141 Khalif Battle 2024 - 43 vs MIZ (2/24), 36 vs VU (2/27), 34 at UK (3/2), 29 vs LSU (3/6)

### Consecutive Free Throws Made: 48 Ricky Medlock (20 gms): 12/21/74 to 03/04/75)

### Double-Double: Pts/Rebs: Jonas Aidoo (17 & 11) vs NC A&T (12/21/24)

### Double-Double: Pts/Assists: Boogie Fland (12 & 11) vs NC A&T (12/21/24)

### Two Players with Double-Double in Same Game: vs NC A&T (12/21/24)

**Jonas Aidoo (17 pts & 11 rebs) and Boogie Fland (12 pts & 11 rebs)**

### 5 Straight Double-Doubles: (7) Jaylin Williams 13 & 11 vs AUB); 22 & 10 at BAMA;

13 & 11 at MIZ; 13 & 16 vs TENN; 15 & 10 at FLA; 16 & 12 vs UK; 19 & 10 vs LSU

### 3+ Straight Double-Doubles in SEC: (5) Jaylin Williams (AUB/@Bama/@MIZ/TEN/@FLA/UK/LSU)

### Most Consecutive Double-Doubles: 9 Dean Tolson (1973-74) and 6 by Derek Hood (1998-99)

### Three Players with Double-Double in Same Game: vs Alabama (01/16/10) - Marshawn Powell

18 pts, 10 rebs), Mike Washington (17 pts, 13 rebs) and Courtney Fortson (12 pts, 10 assists)

### Had 5-Plus Assists in 5-Plus Consecutive Games: (6) Boogie Fland

6, 7, 7, 9, 11, 6 (12/03/24 thru 12/30/24)

### Had 10 or More Assists in Back-to-Back Games: Jalen Harris

10 vs. FIU (12/01/18) and 12 at Colorado State (12/05/18)

### Three-Plus Players with 5-Plus Assists in a Game: at Miami (12/03/24)

Boogie Fland (6), Adou Thiero (5) and D.J. Wagner (5)

### Had 5 or More Steals in Back-to-Back Games: Ronnie Brewer

5 vs. Western Illinois (01/01/06) and 5 vs. Mississippi State (01/07/06)

## LAST TIME AN OPPONENT PLAYER...

### • SCORING •

Scored 30 Points: 33 Shawn East II vs Missouri (02/24/24)  
Scored 40 Points: 41 Wade Taylor IV vs Texas A&M (01/16/24)  
Scored 50 Points: 56 Oscar Robertson vs. Cincinnati (03/15/58) **(most on record)**

### • FIELD GOALS MADE •

Made 15 Field Goals: 17 (17-24) Jodie Meeks vs. Kentucky (02/14/09)  
Made 20 Field Goals: 21 Oscar Robertson vs. Cincinnati (03/15/58) **(most on record)**

### • FIELD GOALS ATTEMPTED •

Att 30 Field Goals: 32 (13-32) Wade Taylor IV vs Texas A&M (01/16/24) **(record)**  
Attempted 35 Field Goals: 36 Oscar Robertson vs. Cincinnati (03/15/58) **(most on record)**

### • FIELD GOAL PERCENTAGE •

Shot 100% FG (Min. 7 att): Adam Wing (8-8) vs. Evansville (12/08/15)

### • 3-POINTERS MADE •

Made 7 3-pointers: 7 (7-15) Tyler Hall vs. Montana State (11/21/18)  
Made 10 3-pointers: 10 (10-19) Lance Weems at Auburn (01/06/96)

### • 3-POINTERS ATTEMPTED •

Attempted 15 3-pointers: 15 (7-15) Tyler Hall vs. Montana State (11/21/18)  
Attempted 20 3-pointers: 22 (5-22) Jeff Fryer vs. Loyola Marymount (03/16/89)

### • FREE THROWS MADE •

Made 10 Free Throws: 11 (11-12) Justin Hill vs Georgia (02/10/24)  
Made 15 Free Throws: 15 (15-16) Shawn East II (02/24/24)

### • FREE THROWS ATTEMPTED •

Attempted 15 Free Throws: 15 (9-15) Trazarien White UNCW (12/30/23)  
Attempted 20 Free Throws: 24 (18-24) Frank Williams vs. Illinois (12/08/01)

### • FREE THROW PERCENTAGE •

Shot 100% FT (min 10 att): 10-10 Tamar Bates at Missouri (01/31/24)

### • REBOUNDS •

Grabbed 15-19 Rebounds: 15 Anderson Garcia at Texas A&M (02/20/24)  
Grabbed 20 Rebounds: 20 Antonio McDyeess vs. Alabama (03/11/95)  
• Grabbed 10 Offensive Rebounds: 11 Tyler Davis at Texas A&M (01/30/18)  
• **Grabbed 10 Defensive Rebounds: 10 Tomislav Ivisic vs Illinois (11/28/24)**

### • ASSISTS •

Had 10 Assists: 11 Tremont Waters vs. LSU (01/12/19)  
Had 13 Assists: 13 Chuck Evans at Mississippi State (01/27/93) **(most on record)**

• **STEALS** •

Had 5 Steals: 6 Alpha Diallo at Providence (03/19/19)  
Had 8 Steals: 8 Terry Conerway vs. Texas State (12/21/02)

• **BLOCKED SHOTS** •

Had 6-9 Blocks: 6 Johni Broome at Auburn (01/07/23)  
Had 10 Plus Blocks: 10 P.J. Roberson vs. Grambling State (11/26/11)

• **TURNOVERS** •

**Committed 7-9 Turnovers: 7 Lamar Washington vs Pacific (11/18/24)**  
Committed 10 Plus Turnovers: 12 Devin Gibson vs. UTSA (12/12/07)

**LAST TIME ARKANSAS HIGHS...**

• **SCORING** •

**Scored 100-119 Points: 109 vs UMES (11/26/24)**  
Scored 120-Plus Points: 142 vs. Mississippi Valley State (11/25/20)  
**Scored 50 Points in 1st Half: 54 vs NC A&T (12/21/24)**  
**Scored 50 Points in 2nd Half: 50 vs Oakland (12/30/24)**  
**Scored 60 or More Points in a Half: 60 (1st) vs UMES (11/26/24)**  
Scored 70 or More Points in a Half: 71 (1st) vs. Alcorn (11/13/09)  
Scored 80 or More Points in a Half: 81 (2nd) vs. Miss Valley State (11/25/20)  
Most Points in a Half: 88 (2nd) vs. U.S. International (12/09/89)

• **FIELD GOALS MADE** •

**Made 40 Field Goals: 40 (40-72) vs UMES (11/26/24)**  
Made 50 Field Goals: 57 (57-99) vs. Troy (12/10/96)  
**RECORD: 68 (68-101) vs. U.S. International (12/09/89)**

• **FIELD GOALS ATTEMPTED** •

Attempted 80 Field Goals: 86 (48-86) vs Miss Valley State (11/25/20)  
Attempted 90 Field Goals: 99 (57-99) vs. Troy (12/10/96)  
Attempted 100 Field Goals: 101 (68-101) vs. US International (12/09/89)  
**RECORD: 101 (68-101) vs. U.S. International (12/09/89)**

• **FIELD GOAL PERCENTAGE** •

**Shot 60% FG: 60.3 (35-58) vs Oakland (12/30/24)**  
Shot 70% or Better FG: 72.7 (32-44) vs. Alabama State (12/21/83)  
**RECORD: 79.4 (27-34) vs. Texas Tech (1979)**

• **3-POINTERS MADE** •

**Made 15 3-pointers: 15 (15-34) vs UMES (11/26/24)**  
Made 20 3-pointers: 20 (20-40) vs Miss Valley State (11/25/20)  
**RECORD: 21 (21-37) vs. Troy (12/10/96)**

• **3-POINTERS ATTEMPTED** •

**Attempted 30 3-pointers: 34 (15-34) vs UMES (11/26/24)**  
Attempted 40 3-pointers: 40 (20-40) vs Miss Valley State (11/25/20)  
**RECORD: 54 (19-54) vs. North Texas (12/30/98)**

• **3-POINT PERCENTAGE** •

Shot 50% 3PT FG (min. 15 att): 55.0 (11-22) vs Georgia (02/21/23)  
Shot 60% or Better 3PT FG (min. 15 att): 61.1 (11-18) at Vanderbilt (03/06/19)  
**RECORD (min. 15 att): 66.7 (16-24) vs. Mississippi State (01/09/16)**

• **FREE THROWS MADE** •

Made 30 Free Throws: 31 (31-40) vs Texas A&M (01/16/24)  
Made 40 Free Throws: 41 (41-49) at Kentucky (01/25/92)  
**RECORD: 48 (48-53) vs. Ole Miss (01/17/04)**

• **FREE THROW ATTEMPTS** •

Attempted 40 Free Throws: 40 (31-40) vs Texas A&M (01/16/24)  
Attempted 50 Free Throws: 54 (36-54) vs LSU (03/04/20)  
Attempted 60 Free Throws: 65 vs. TCU (1955)  
**RECORD: 65 vs. TCU (1955)**

• **FREE THROW PERCENTAGE** •

Shot 85% FT (min. 20 att): 88.9 (24-27) at Alabama (03/09/24)  
Shot 90% or Better FT (min. 20 att): 96.4 (27-28) at Kentucky (03/02/24)  
**RECORD (min 10 att): 100 3x - Best 16-16 at Kentucky (02/27/14)**

• **REBOUNDS** •

**Grabbed 45 Rebounds: 47 vs NC A&T (12/21/24)**  
Grabbed 50 Rebounds: 52 vs Stanford (11/22/23)  
Grabbed 55-Plus Rebounds: 58 vs Oral Roberts (12/20/20)  
**RECORD: 77 vs. Jackson State (01/22/02)**

• **ASSISTS** •

**Had 25 Assists: 26 vs NC A&T (12/21/24)**  
Had 30 Assists: 32 vs. Jackson State (11/22/96)  
Had 40 Assists: 40 vs. Troy (12/10/96)  
**RECORD: 47 vs. U.S. International (12/09/89)**

• **STEALS** •

**Had 15 Steals: 15 vs Little Rock (11/22/24)**  
Had 20 Steals: 24 vs. Maryland-Eastern Shore (01/02/01)  
Had 25 Steals: 26 vs. Louisiana-Monroe (11/25/00)  
**RECORD: 26 vs. Louisiana-Monroe (11/25/00)**

• **BLOCKED SHOTS** •

**Had 10 Blocks: 10 vs Oakland (12/30/24)**  
Had 13 Blocks: 13 vs Texas A&M (01/31/23)  
Had 15 Blocks: 15 vs Gardner-Webb (11/10/23)  
**RECORD: 18 vs. Missouri (12/05/95)**

• **MOST TURNOVERS** •

Had 25 Turnovers: 25 at South Carolina (02/21/09)  
Had 30 Turnovers: 32 vs. Providence (11/16/07)  
**RECORD: 32 vs. Providence (11/16/07)**

• **FOULS** •

**Committed 25 Fouls: 27 at Texas A&M (02/20/24)**  
Committed 30 Fouls: 33 at Missouri (01/18/23)  
**RECORD: 38 vs. Missouri (12/04/61)**

**LAST TIME ARKANSAS LOWS...**

• **SCORING** •

Held to 40-45 Points: 43 at Florida (01/22/11)  
Held to 46-49 Points: 46 at Mississippi State (02/09/16)  
Held to 50-55 Points: 51 at Ole Miss (01/24/24)  
Held to 56-59 Points: 57 vs Kentucky (01/27/24)  
Held to 19 Points or Less in a Half: 19 (1st half) at LSU (12/28/22)

• **FIELD GOALS** •

Held to Below 20 Field Goals Made: 17 (17-51) at Ole Miss (01/24/24)

• **FIELD GOAL PERCENTAGE** •

Held to 20-29% FG: 27.5 (14-51) vs New Mexico State (03/19/22)  
Held to 30-35% FG: .333 (20-60) vs Kentucky (01/27/24)

• **3-POINTERS** •

Did not Make a 3-pointer: 0 (0-1) vs South Carolina (01/18/22)  
Held to 1-2 3-PT FG Made: 2 (2-16) at Auburn (01/07/23)  
Attempted Single-Digit 3-pointers: 6 (4-6) at Missouri (01/31/24)

• **3-POINT PERCENTAGE** •

Shot 10% or Worse 3PT FG: 0.0 (0-11) vs South Carolina (01/18/22)  
Shot 11-19% 3PT FG: 19.0 (2-16) at Auburn (01/07/23)

• **FREE THROWS** •

**Made 5 or Less Free Throws: 5 (5-9) vs Miami (12/03/24)**  
**Attempted Single Digit Free Throws: 9 (5-9) vs Miami (12/03/24)**

• **FREE THROW PERCENTAGE** •

Shot 40-49% FT: 47.1 (8-17) vs Southern (12/09/20)  
Shot Below 40% FT: 26.7 (4-15) at Texas A&M (01/09/13)

• **REBOUNDING** •

Had 19 or Fewer Rebounds: 19 at Missouri (03/05/13)  
Had 20-25 Rebounds: 25 vs Oklahoma (12/10/22)

• **ASSISTS** •

Held to 6 Assists or less: 6 vs Stanford (11/22/23)

• **STEALS** •

Had 0 Steals: vs Texas Tech (03/21/21) (**only time on record**)  
Had 1 Steal: 1 vs Texas A&M (01/16/24)  
Had 2-3 Steals: 3 at Vanderbilt (01/14/23)

• **BLOCKED SHOTS** •

Had No Blocked Shots: 0 vs Missouri (1/23/19)

• **FEWEST TURNOVERS** •

**Had 1-4 Turnovers: 4 vs UMES (11/26/24)**  
Had 5 Turnovers: 5 vs South Carolina 013/20/24)

• **FOULS** •

**Had Single Digit Fouls: 7 vs UTSA (12/07/24)**

**ARKANSAS IN OVERTIME...**

Overall Record	71-60	Cal Era: 0-0
• Single OT	62-57	Cal Era: --
• Double OT	9-2	Cal Era: --
• Triple OT	0-1	Cal Era: --

LAST TIME:		
Played in a Single OT game:	03/13/24 vs Vanderbilt	W, 80-85 (OT)
• Cal Era	--	
Played in a 2OT game:	11/22/23 vs Stanford	W, 77-74 (2 OT)
• Cal Era	--	
Played in a 3OT game:	02/09/80 vs Houston	L, 90-84 (3 OT)
• Cal Era	--	

## LAST TIME AN OPPONENT HIGHS...

### • SCORING •

Scored 100 Points: 106 at Tennessee (01/15/19)  
Scored 111 Points: 111 at Kentucky (03/02/24)  
Scored 50 Points in 1st Half: 53 at Kentucky (03/02/24)  
Scored 50 Points in 2nd Half: 58 at Kentucky (03/02/24)  
Scored 60 or More Points in a Half: 63 (2nd half) at Vanderbilt (01/14/23)

### • FIELD GOALS MADE •

Made 40 Field Goals: 40 (40-68) by Texas (01/05/10)  
Made 45 Field Goals: 45 (45-80) vs. Pittsburgh (12/29/86)

### • FIELD GOALS ATTEMPTED •

Attempted 70 Field Goals: 75 (25-75) vs NC A&T (12/21/24)  
Attempted 80 Field Goals: 80 (30-80) by Auburn (02/08/22)

### • FIELD GOAL PERCENTAGE •

Shot 60% FG: 61.1 (15-23) vs. Auburn (02/17/16)  
Shot 65% FG: 67.7 (4-65) vs. North Carolina (03/23/08)  
Shot 69% FG: 69.8 (37-53) at Auburn (01/14/95)

### • 3-POINTERS MADE •

Made 15 3-pointers: 15 (15-31) vs Illinois (11/28/24)  
Made 17 3-pointers: 17 (17-37) vs UNI (11/17/21) - **TIES RECORD BY OPP (3x)**

### • 3-POINTERS ATTEMPTED •

Attempted 30 3-pointers: 31 (15-31) vs Illinois (11/28/24)  
Attempted 35 3-pointers: 37 (17-7) vs UNI (11/17/21)

### • 3-POINT PERCENTAGE •

Shot 50% 3PT FG (min 15 att): 52.2 (12-23) at LSU (02/03/24)  
Shot 60% or Better 3PT FG (min 15 att): 66.7 (12-18) at Tennessee (03/05/22)

### • FREE THROWS •

Made 30 Free Throws: 34 (34-42) at Kentucky (03/02/24)  
Made 40 Free Throws: 40 (40-50) vs. UMass (11/25/94)

### • FREE THROW ATTEMPTS •

Attempted 35 Free Throws: 39 (25-39) at Texas A&M (02/20/24)  
Attempted 40 Free Throws: 42 (34-42) at Kentucky (03/02/24)  
Attempted 50 Free Throws: 50 (39-50) vs. South Carolina (03/11/04)

### • FREE THROW PERCENTAGE •

Shot 85% FT (min. 10 att): .875 (21-24) vs Tennessee (02/14/24)  
Shot 90% or Better FT (min. 10 att): .909 (20-22) at Missouri (01/31/24)  
Shot 100% (min. 10 att): 1.000 (14-14) vs Florida (02/16/21)

### • REBOUNDING •

Grabbed 45 Rebounds: 47 at Texas A&M (02/20/24)  
Grabbed 50 Rebounds: 51 vs Missouri (01/02/21)  
Grabbed 55-Plus Rebounds: 60 vs Auburn (02/08/22)  
• Grabbed 20 Offensive Rebounds: 20 at Texas A&M (02/20/24)

### • ASSISTS •

Had 25 Assists: 25 vs. Louisville (11/17/09)  
Had 30 Assists: 30 at UAB (01/27/90)

### • STEALS •

Had 15 Steals: 15 at LSU (02/24/10)  
Had 18 Steals: 18 vs. Alcorn State (12/02/95)

### • BLOCKED SHOTS •

Had 10 Blocks: 10 at Tennessee (01/22/14)  
Had 13 Blocks: 13 at Mississippi State (01/14/10)

### • MOST TURNOVERS •

Had 20 Turnovers: 24 vs Troy (11/13/24)  
Had 25 Turnovers: 27 vs Bradley (12/17/22)  
Had 30 Turnovers: 30 vs. Fordham (11/11/22)  
**MOST ON RECORD: 42 vs. Grambling (12/31/00) and Bethune-Cookman (12/02/97)**

### • FOULS •

Committed 30-plus Fouls: 32 vs Alabama (02/24/21)  
**RECORD: 36 vs. Centenary (12/04/82)**

## LAST TIME AN OPPONENT LOWS

### • SCORING •

Held to 30-39 Points: 35 vs UMES (11/26/24)  
Held to 40-45 Points: 40 vs LSU (01/24/23)  
Held to 46-49 Points: 49 vs Troy (11/13/24)  
Held to 50-55 Points: 50 vs Lipscomb (12/05/20)  
Held to 56-59 Points: 57 vs UCA (12/14/24)  
Held Below 20 Points in 1st Half: 15 vs UMES (11/26/24)  
Held Below 20 Points in 2nd Half: 18 vs Savannah State (12/12/13)  
**No Opponent Player Scored in Double-Digits: vs UMES (11/26/24)**

### • FIELD GOAL PERCENTAGE •

Held to 21% or Worse FG: .209 (13-62) vs. Jackson State (11/22/02)  
Held to 20-29% FG: .230 (14-61) vs UMES (11/26/24)  
Held to 30-35% FG: .333 (18-54) vs UCA (12/14/24)

### • 3-POINTERS •

Did not Make a 3-pointer: 0 (0-10) by Mississippi State (02/07/15)  
Held to 1 3-PT FG Made: 1 (1-10) vs Texas A&M (03/10/23)  
Held to 2 3-PT FG Made: 2 (2-17) vs Oakland (12/30/24)

### • 3-POINT PERCENTAGE •

Shot 10% or Worse 3PT FG: .100 (1-10) vs Texas A&M (03/10/22)  
Shot 11-16% 3PT FG: .118 (2-17) vs Oakland (12/30/24)  
Shot 17-19% 3PT FG: .182 (4-22) vs NCA & T (12/21/24)

### • FREE THROWS •

Made Fewer than 5 Free Throws: 3 (3-8) vs UMES (11/25/24)  
Made 5-9 Free Throws: 5 (5-5) vs UTSA (12/07/24)

### • FREE THROW ATTEMPTS •

Attempted Single Digit Free Throws: 5 (5-5) vs UTSA (12/07/24)

### • FREE THROW PERCENTAGE •

Shot Below 40% FT: 38.1 (8-21) vs. Texas State (12/22/18)  
Shot 40-49% FT: 46.2 (5-13) vs Ole Miss (01/21/23)

### • REBOUNDING •

Had 19 or Fewer Rebounds: 19 vs Auburn (03/09/23)  
Had 20-25 Rebounds: 22 vs UTSA (12/07/23)

### • ASSISTS •

Held 5 Assists or Fewer: 3 vs UMES (11/26/24)

### • STEALS •

Had No Steals: 0 vs Vanderbilt (01/15/20)  
Had 1 Steal: 1 vs South Carolina (01/20/24)  
Had 2 Steals: 2 vs UNCW (12/30/23)

### • BLOCKED SHOTS •

Had No Blocked Shots: 0 vs Pacific (11/18/24)

### • FEWEST TURNOVERS •

Had 0-2 Turnovers: 2 vs Texas A&M (01/16/24)  
Had 3-5 Turnovers: 5 at Tennessee (01/06/21)

### • FOULS •

Had Single Digit Fouls: 9 vs UMES (11/26/24)  
Committed 10-14 Fouls: 14 vs UNI (11/17/21)

**GAME 1** **L** **60** Lipscomb **28 32 60 76** **#16/16 ARKANSAS** **39 37 76**  
 Nov. 6, 2024 • Fayetteville, Ark. • Bud Walton Arena

**Lipscomb 60 • 1-1**

#	Player	Total			3-Ptr			Rebounds			PF	TP	A	TO	Blk	Stl	Min
		FG-FGA	FT-FTA	Off	Def	Tot	FG-FGA	FT-FTA	Off	Def							
06	Charlie Williams	f	1-5	1-2	0-0	0	0	0	0	3	2	2	0	0	0	17	
41	Jacob Ognacevic	f	5-12	1-5	5-6	0	6	6	3	16	1	4	0	0	0	35	
02	Will Pruitt	g	4-12	3-6	1-1	1	7	8	2	12	0	2	1	0	0	32	
10	Gyasi Powell	g	5-12	2-6	0-1	0	2	2	1	12	1	1	0	0	2	32	
22	Joe Anderson	g	2-5	2-5	0-0	0	5	5	2	6	3	3	0	0	3	33	
01	Rylan Houck	g	1-2	0-0	0-0	1	1	2	0	2	0	0	0	0	0	8	
05	Miles White	g	0-1	0-1	0-0	0	0	0	0	0	0	1	0	0	0	13	
11	Logan Suber	g	2-3	0-0	1-1	1	0	1	2	5	0	2	0	0	2	11	
35	Grant Asman	g	2-6	0-2	0-0	1	1	2	2	4	1	3	0	0	1	19	
	Team					1	2	3			1						
	Totals		22-58	9-27	7-9	5	24	29	12	60	8	19	1	8	200		

FG % 1st Half: 10-27 37.0% 2nd half: 12-31 38.7% Game: 22-58 37.9% Deadball Rebounds 4  
 3FG % 1st Half: 4-13 30.8% 2nd half: 5-14 35.7% Game: 9-27 33.3%  
 FT % 1st Half: 4-5 80.0% 2nd half: 3-4 75.0% Game: 7-9 77.8%

**Arkansas 76 • 1-0**

#	Player	Total			3-Ptr			Rebounds			PF	TP	A	TO	Blk	Stl	Min
		FG-FGA	FT-FTA	Off	Def	Tot	FG-FGA	FT-FTA	Off	Def							
03	Adou Thiero	f	4-6	0-1	0-2	1	3	4	3	8	1	0	0	3	19		
44	Zvonimir Ivisic	f	5-6	1-2	1-2	1	2	3	2	12	0	2	3	1	21		
01	Johnell Davis	g	7-12	1-4	0-0	1	5	6	0	15	1	2	1	0	1	36	
02	Boogie Fland	g	7-18	1-8	2-2	0	3	3	0	17	3	1	0	1	36		
21	D.J. Wagner	g	3-7	0-1	1-1	0	2	2	7	2	3	0	0	1	32		
04	Trevon Brazile	g	3-5	0-0	0-0	1	7	8	2	6	1	1	0	0	23		
09	Jonas Aidoo	g	1-2	0-0	0-0	1	2	3	0	2	0	2	0	0	7		
11	Karter Knox	g	2-4	1-3	0-0	1	1	2	1	5	0	0	0	0	11		
24	Billy Richmond III	g	2-3	0-0	0-0	0	2	2	1	4	2	1	1	1	15		
	Team					0	2	2									
	Totals		34-63	4-19	4-7	6	29	35	11	76	10	12	5	11	200		

FG % 1st Half: 17-33 51.5% 2nd half: 17-30 56.7% Game: 34-63 54.0% Deadball Rebounds 2  
 3FG % 1st Half: 2-11 18.2% 2nd half: 2-8 25.0% Game: 4-19 21.1%  
 FT % 1st Half: 3-3 100.0% 2nd half: 1-4 25.0% Game: 4-7 57.1%

Officials: Devyn Page, James Breeding, Joe Lindsay  
 Technical fouls: Lipscomb-None, Arkansas-None.  
 Attendance: 19200

Score by periods	1st	2nd	Total
Lipscomb	28	32	60
Arkansas	39	37	76

Last FG - LIPS 2nd-00:41, ARK 2nd-00:18.  
 Largest lead - LIPS by 5 1st-10:01, ARK by 17 2nd-02:04.  
 LIPS led for 05:25, ARK led for 30:50. Game was tied for 03:45.

Score tied - 5 times.  
 Lead changed - 2 times.

**GAME 3** **T** **49** Troy **27 22 49 65** **#18/21 ARKANSAS** **26 39 65**  
 Nov. 13, 2024 • Fayetteville, Ark. • Bud Walton Arena

**Troy 49 • 2-1**

#	Player	Total			3-Ptr			Rebounds			PF	TP	A	TO	Blk	Stl	Min
		FG-FGA	FT-FTA	Off	Def	Tot	FG-FGA	FT-FTA	Off	Def							
01	Thomas Dowd	f	1-4	1-4	0-0	2	5	7	0	3	1	1	0	2	27		
04	Myles Rigbsby	f	5-15	0-4	2-3	1	3	4	3	12	0	0	1	1	31		
15	Jackson Fields	f	6-8	0-1	1-2	4	2	6	1	13	1	2	1	0	30		
02	Marcus Rigbsby Jr.	g	3-6	2-5	0-0	0	1	1	4	8	0	7	1	1	22		
12	Tayton Conerway	g	1-11	0-3	0-0	1	1	2	5	2	6	4	1	3	28		
00	Kerrington Kiel	g	0-0	0-0	0-0	0	2	2	0	0	0	1	0	0	8		
03	Cooper Campbell	g	0-1	0-1	0-0	0	1	1	0	0	2	2	0	0	14		
10	Jerrell Bellamy	g	4-7	0-0	1-2	1	1	2	2	9	0	0	1	0	10		
11	Victor Valdes	g	0-1	0-1	0-0	0	3	3	1	0	2	6	0	1	17		
33	Theo Seng	g	1-2	0-0	0-0	1	3	4	0	2	0	1	0	0	13		
	Team					3	2	5									
	Totals		21-55	3-19	4-7	13	24	37	16	49	12	24	5	8	200		

FG % 1st Half: 11-27 40.7% 2nd half: 10-28 35.7% Game: 21-55 38.2% Deadball Rebounds 3,3  
 3FG % 1st Half: 3-11 27.3% 2nd half: 0-8 0.0% Game: 3-19 15.8%  
 FT % 1st Half: 2-3 66.7% 2nd half: 2-4 50.0% Game: 4-7 57.1%

**Arkansas 65 • 2-1**

#	Player	Total			3-Ptr			Rebounds			PF	TP	A	TO	Blk	Stl	Min
		FG-FGA	FT-FTA	Off	Def	Tot	FG-FGA	FT-FTA	Off	Def							
03	Adou Thiero	f	8-15	1-4	2-4	2	5	7	2	19	1	3	1	1	33		
04	Trevon Brazile	f	2-4	0-1	0-0	2	3	5	0	4	0	0	2	2	9		
01	Johnell Davis	g	3-9	1-4	0-0	1	4	5	3	7	0	1	0	0	32		
02	Boogie Fland	g	3-7	2-3	4-8	0	0	0	0	12	7	4	0	0	33		
21	D.J. Wagner	g	0-4	0-2	0-0	0	2	2	0	0	5	1	1	4	37		
09	Jonas Aidoo	g	0-0	0-0	0-0	0	0	0	0	0	0	0	0	0	4		
11	Karter Knox	g	0-5	0-2	0-0	2	0	2	0	0	0	1	0	1	15		
24	Billy Richmond III	g	2-4	0-0	0-0	1	2	3	0	4	1	1	2	2	15		
44	Zvonimir Ivisic	g	6-8	6-7	1-2	0	2	2	4	19	0	3	5	3	22		
	Team					1	3	4									
	Totals		24-56	10-23	7-14	9	21	30	11	65	14	14	11	16	200		

FG % 1st Half: 10-34 29.4% 2nd half: 14-22 63.6% Game: 24-56 42.9% Deadball Rebounds 3  
 3FG % 1st Half: 2-11 18.2% 2nd half: 8-12 66.7% Game: 10-23 43.5%  
 FT % 1st Half: 4-5 80.0% 2nd half: 3-9 33.3% Game: 7-14 50.0%

Officials: Shaun Seales, Rob Rorke, Owen Shortt  
 Technical fouls: Troy-None, Arkansas-None.  
 Attendance: 19200

Score by periods	1st	2nd	Total
Troy	27	22	49
Arkansas	26	39	65

Last FG - TROY 2nd-02:16, AR 2nd-01:17.  
 Largest lead - TROY by 6 1st-13:58, AR by 17 2nd-04:05.  
 TROY led for 16:21, AR led for 16:59. Game was tied for 06:40.

Score tied - 7 times.  
 Lead changed - 3 times.

**GAME 2** **60** #16/16 ARKANSAS **33 34 67 72** **#8/8 Lipscomb** **42 30 72 72** **BU**  
 Nov. 9, 2024 • Dallas, Texas • American Airlines Center

**Arkansas 67 • 1-1**

#	Player	Total			3-Ptr			Rebounds			PF	TP	A	TO	Blk	Stl	Min
		FG-FGA	FT-FTA	Off	Def	Tot	FG-FGA	FT-FTA	Off	Def							
03	Adou Thiero	f	10-15	2-4	2-4	2	4	6	4	24	2	2	2	1	31		
44	Zvonimir Ivisic	f	0-3	0-0	2-2	3	2	5	0	2	0	1	1	1	17		
01	Johnell Davis	g	2-9	0-5	4-4	2	1	3	3	8	1	1	0	0	22		
02	Boogie Fland	g	5-13	3-5	4-4	1	4	5	2	17	7	0	0	1	39		
21	D.J. Wagner	g	4-10	0-3	0-0	0	4	4	3	8	1	3	1	1	38		
04	Trevon Brazile	g	2-3	0-1	0-1	1	2	3	4	4	1	1	1	0	22		
09	Jonas Aidoo	g	0-1	0-0	0-0	0	1	1	0	0	0	0	1	0	9		
11	Karter Knox	g	0-3	0-2	0-0	1	3	4	2	0	1	1	0	0	10		
24	Billy Richmond III	g	1-1	0-0	2-2	0	2	2	2	4	0	1	1	0	12		
	Team					2	2	4									
	Totals		24-58	5-20	14-17	12	25	37	19	67	13	11	6	5	200		

FG % 1st Half: 11-30 36.7% 2nd half: 13-28 46.4% Game: 24-58 41.4% Deadball Rebounds 2  
 3FG % 1st Half: 2-12 16.7% 2nd half: 3-8 37.5% Game: 5-20 25.0%  
 FT % 1st Half: 9-11 81.8% 2nd half: 5-6 83.3% Game: 14-17 82.4%

**Baylor 72 • 1-1**

#	Player	Total			3-Ptr			Rebounds			PF	TP	A	TO	Blk	Stl	Min
		FG-FGA	FT-FTA	Off	Def	Tot	FG-FGA	FT-FTA	Off	Def							
15	Norchad Omier	f	7-10	0-1	1-2	3	9	12	4	15	1	0	0	0	29		
17	Josh Ojjanwuna	f	2-2	0-0	0-0	0	3	3	2	4	0	2	0	1	20		
02	Jayden Nunn	g	6-13	4-7	0-0	2	0	2	1	16	0	1	0	3	35		
03	Jeremy Roach	g	5-10	1-4	2-4	0	1	1	2	13	2	2	0	0	30		
07	V.J. Edgewood	g	3-12	1-7	4-6	2	6	8	2	11	5	1	1	1	36		
01	Robert Wright	g	3-4	0-0	4-5	0	1	1	3	10	2	2	0	0	17		
05	Jason Asemota	g	0-1	0-0	0-0	0	0	0	0	0	0	0	0	0	2		
32	Jalen Celestine	g	1-6	1-5	0-0	2	3	5	2	3	2	0	0	1	31		
	Team					0	0	0									
	Totals		27-58	7-24	11-17	9	23	32	16	72	12	8	1	6	200		

FG % 1st Half: 16-32 50.0% 2nd half: 11-26 42.3% Game: 27-58 46.6% Deadball Rebounds 3  
 3FG % 1st Half: 3-9 33.3% 2nd half: 4-15 26.7% Game: 7-24 29.2%  
 FT % 1st Half: 7-9 77.8% 2nd half: 4-8 50.0% Game: 11-17 64.7%

Officials: Doug Simons, Bryon Jarrett, Tony Padilla  
 Technical fouls: Arkansas-Billy Richmond III, Baylor-Jeremy Roach.  
 Attendance: 10207

Score by periods	1st	2nd	Total
Arkansas	33	34	67
Baylor	42	30	72

Last FG - ARK 2nd-00:24, BAYLOR 2nd-02:33.  
 Largest lead - ARK None, BAYLOR by 11 1st-07:46.  
 ARK led for 00:00, BAYLOR led for 38:08. Game was tied for 01:41.

Score tied - 3 times.  
 Lead changed - 0 times.

**GAME 4** **72** Pacific **37 35 72 91** **#20/24 ARKANSAS** **44 47 91 91** **BU**  
 Nov. 18, 2024 • Fayetteville, Ark. • Bud Walton Arena

**Pacific 72 • 3**

**GAME 5** **67** Little Rock **24 43 67 79**   
**#20/24 ARKANSAS** **42 37 79**  
 Nov. 22, 2024 • Fayetteville, Ark. • Bud Walton Arena

**Little Rock 67 • 3-3**

#	Player	Total			3-Ptr			Rebounds			PF	TP	A	TO	Blk	Stl	Min
		FG-FGA	FT-FTA	FT-FTA	FG-FGA	FT-FTA	Off	Def	Tot								
05	Mwani Wilkinson	f	5-14	2-8	6-6	3	2	5	5	18	1	2	0	2	37		
21	Ante Beljan	f	2-6	0-0	6-10	1	3	4	4	10	2	2	0	1	31		
32	Tuonghach Gatkek	f	0-1	0-0	0-0	0	0	0	0	0	0	0	0	0	5		
03	Isaiah Lewis	g	5-14	2-5	1-2	1	5	6	4	13	1	6	0	2	29		
11	Johnathan Lawson	g	5-14	2-8	3-3	3	9	12	3	15	5	3	1	2	40		
00	Christian Hughes	g	3-5	0-1	0-0	3	2	5	1	6	2	1	0	0	30		
10	Caleb Pennyfeather	g	1-3	0-0	1-2	0	1	1	1	3	2	1	0	0	12		
12	Jordan Jefferson	g	1-2	0-0	0-0	0	1	1	1	2	0	2	0	0	15		
13	Kristiyan Popov	g	0-0	0-0	0-0	0	0	0	0	0	0	0	0	0	1		
	<b>Team</b>					<b>2</b>	<b>0</b>	<b>2</b>				<b>2</b>					
	<b>Totals</b>		<b>22-59</b>	<b>6-22</b>	<b>17-23</b>	<b>13</b>	<b>23</b>	<b>36</b>	<b>19</b>	<b>67</b>	<b>13</b>	<b>19</b>	<b>1</b>	<b>7</b>	<b>200</b>		
	FG % 1st Half:	8-27	29.6%	2nd half:	14-32	43.8%	Game:	22-59	37.3%						Deadball Rebounds		
	3FG % 1st Half:	1-11	9.1%	2nd half:	5-11	45.5%	Game:	6-22	27.3%						0.1		
	FT % 1st Half:	7-8	87.5%	2nd half:	10-15	66.7%	Game:	17-23	73.9%								

**Arkansas 79 • 4-1**

#	Player	Total			3-Ptr			Rebounds			PF	TP	A	TO	Blk	Stl	Min
		FG-FGA	FT-FTA	FT-FTA	FG-FGA	FT-FTA	Off	Def	Tot								
03	Adou Thiero	f	7-9	0-1	9-10	2	6	8	4	23	0	5	2	6	29		
44	Zvonimir Ivisic	f	3-5	1-3	3-4	0	3	3	4	10	0	3	2	1	25		
01	Johnehl Davis	g	1-5	0-3	0-0	1	2	3	2	2	2	2	0	2	31		
02	Boogie Fland	g	6-11	3-5	6-7	1	3	4	3	21	7	4	0	3	38		
21	D.J. Wagner	g	4-10	3-6	0-0	0	5	5	1	11	1	3	0	3	39		
11	Karter Knox	g	2-11	0-6	2-4	0	4	4	2	6	1	2	0	0	18		
24	Billy Richmond III	g	2-2	0-0	2-2	1	5	6	4	6	1	0	0	0	20		
	<b>Team</b>					<b>3</b>	<b>2</b>	<b>5</b>									
	<b>Totals</b>		<b>25-53</b>	<b>7-24</b>	<b>22-27</b>	<b>8</b>	<b>30</b>	<b>38</b>	<b>20</b>	<b>79</b>	<b>12</b>	<b>19</b>	<b>4</b>	<b>15</b>	<b>200</b>		
	FG % 1st Half:	18-31	58.1%	2nd half:	7-22	31.8%	Game:	25-53	47.2%						Deadball Rebounds		
	3FG % 1st Half:	4-14	28.6%	2nd half:	3-10	30.0%	Game:	7-24	29.2%						1		
	FT % 1st Half:	2-2	100.0%	2nd half:	20-25	80.0%	Game:	22-27	81.5%								

Officials: Jason Deering, William Covington, Mike Nance  
 Technical fouls: Little Rock-None. Arkansas-None.  
 Attendance: 19200

Score by periods	1st	2nd	Total
Little Rock	24	43	67
Arkansas	42	37	79

Last FG - LR OT2-00:45, AR OT2-00:19.  
 Largest lead - LR None, AR by 22 1st-03:46.  
 LR led for 00:00. AR led for 48:53. Game was tied for 01:07.

Score tied - 0 times.  
 Lead changed - 0 times.

**GAME 6** **35** Maryland Eastern Shore **15 20 35 109**   
**#19/21 ARKANSAS** **60 49 119**  
 Nov. 25, 2024 • Fayetteville, Ark. • Bud Walton Arena

**UMES 35 • 2-7**

#	Player	Total			3-Ptr			Rebounds			PF	TP	A	TO	Blk	Stl	Min
		FG-FGA	FT-FTA	FT-FTA	FG-FGA	FT-FTA	Off	Def	Tot								
24	Jalen Ware	f	0-5	0-1	1-2	0	4	4	2	1	0	4	0	0	24		
35	Christopher Flippin	f	3-7	0-0	0-0	3	2	5	1	6	0	2	0	0	19		
00	Ketron Shaw	g	3-11	0-2	1-2	0	4	4	0	7	0	3	0	1	26		
03	Evan Johnson	g	0-5	0-5	0-0	0	2	2	2	0	0	4	0	0	22		
05	Cardell Bailey	g	1-7	1-5	0-0	0	3	3	1	3	1	2	1	1	24		
01	Ralph Martino Jr.	g	1-4	0-2	0-0	0	1	1	0	2	1	0	0	0	16		
02	Hassan Perkins	g	0-4	0-1	0-0	0	0	0	0	1	0	0	0	0	12		
04	Kyrell Shaw	g	2-7	2-7	0-0	0	1	1	0	6	1	0	0	0	20		
10	Jose Cuello	g	3-7	1-3	0-0	1	1	2	1	7	0	2	0	0	21		
22	Maurice Vassel	g	1-4	0-0	1-4	2	3	5	1	3	0	0	0	1	16		
	<b>Team</b>					<b>2</b>	<b>2</b>	<b>3</b>				<b>2</b>					
	<b>Totals</b>		<b>14-61</b>	<b>4-26</b>	<b>3-8</b>	<b>7</b>	<b>23</b>	<b>30</b>	<b>9</b>	<b>35</b>	<b>3</b>	<b>19</b>	<b>1</b>	<b>4</b>	<b>200</b>		
	FG % 1st Half:	6-28	21.4%	2nd half:	8-33	24.2%	Game:	14-61	23.0%						Deadball Rebounds		
	3FG % 1st Half:	2-14	14.3%	2nd half:	2-12	16.7%	Game:	4-26	15.4%						5.2		
	FT % 1st Half:	1-2	50.0%	2nd half:	2-6	33.3%	Game:	3-8	37.5%								

**Arkansas 109 • 5-1**

#	Player	Total			3-Ptr			Rebounds			PF	TP	A	TO	Blk	Stl	Min
		FG-FGA	FT-FTA	FT-FTA	FG-FGA	FT-FTA	Off	Def	Tot								
03	Adou Thiero	f	4-8	0-2	3-3	1	3	4	1	11	5	1	0	4	26		
44	Zvonimir Ivisic	f	5-8	3-6	1-2	1	5	6	2	14	2	0	3	0	27		
01	Johnehl Davis	g	5-8	4-7	2-2	0	6	6	0	16	4	1	0	2	26		
02	Boogie Fland	g	5-7	2-2	4-4	0	5	5	1	16	6	0	0	1	27		
21	D.J. Wagner	g	5-11	3-7	0-0	1	5	6	0	13	3	0	0	2	25		
04	Trevon Brazile	g	1-2	0-0	0-0	0	1	1	2	2	1	0	1	0	12		
05	Casmir Chavis	g	1-3	0-0	0-0	0	1	1	0	2	0	1	0	0	6		
08	Melo Sanchez	g	0-1	0-1	0-0	0	0	0	0	0	0	0	0	0	2		
11	Karter Knox	g	8-14	3-8	2-2	1	5	6	2	21	1	0	1	0	24		
14	Ayden Kelley	g	0-2	0-1	0-0	0	1	1	0	0	0	0	0	0	2		
24	Billy Richmond III	g	6-8	0-0	2-4	3	6	9	2	14	1	1	0	0	21		
25	Kareem Watkins	g	0-0	0-0	0-0	0	1	1	0	0	0	0	0	0	2		
	<b>Team</b>					<b>1</b>	<b>2</b>	<b>3</b>									
	<b>Totals</b>		<b>40-72</b>	<b>15-34</b>	<b>14-17</b>	<b>9</b>	<b>40</b>	<b>49</b>	<b>10</b>	<b>109</b>	<b>23</b>	<b>4</b>	<b>5</b>	<b>9</b>	<b>200</b>		
	FG % 1st Half:	22-33	66.7%	2nd half:	18-39	46.2%	Game:	40-72	55.6%						Deadball Rebounds		
	3FG % 1st Half:	7-13	53.8%	2nd half:	8-21	38.1%	Game:	15-34	44.1%						1		
	FT % 1st Half:	9-11	81.8%	2nd half:	5-6	83.3%	Game:	14-17	82.4%								

Officials: Matt Jarman, Ron Groover, Don Daily  
 Technical fouls: UMES-None. Arkansas-None.  
 Attendance: 19200

Score by periods	1st	2nd	Total
UMES	15	20	35
Arkansas	60	49	109

Last FG - UMES OT-01:53, AR OT-02:25.  
 Largest lead - UMES None, AR by 75 OT-03:58.  
 UMES led for 00:00. AR led for 44:44. Game was tied for 00:16.

Score tied - 0 times.  
 Lead changed - 0 times.

**GAME 7** **90** RV/RV Illinois **49 41 90 77**   
**#19/21 ARKANSAS** **34 43 77**  
 Nov. 28, 2024 • Kansas City, Mo. • T-Mobile Center

**Illinois 90 • 6-1**

#	Player	Total			3-Ptr			Rebounds			PF	TP	A	TO	Blk	Stl	Min
		FG-FGA	FT-FTA	FT-FTA	FG-FGA	FT-FTA	Off	Def	Tot								
03	Ben Humrichous	f	3-4	3-4	0-0	1	1	2	4	9	1	0	0	1	29		
13	Tomislav Ivisic	c	7-14	6-9	1-2	0	10	10	5	21	2	2	3	2	30		
04	Kylan Boswell	g	6-10	1-4	5-7	1	4	5	2	18	6	3	1	1	31		
22	Tre White	g	0-1	0-1	0-0	0	2	2	0	0	0	0	0	1	11		
32	Kasparas Jakucionis	g	7-13	2-5	7-8	2	4	6	3	23	4	5	0	0	34		
00	Carey Booth	g	0-0	0-0	0-0	0	0	0	0	0	0	0	0	0	1		
02	Dra Gibbs-Lawhorn	g	2-3	1-2	0-0	0	1	1	0	5	0	0	0	0	13		
07	Will Riley	g	2-9	1-5	0-1	0	0	0	0	5	2	0	0	1	30		
15	Jake Davis	g	1-1	1-1	0-0	0	0	0	3	3	1	0	0	0	6		
21	Morez Johnson Jr.	g	2-2	0-0	2-4	1	3	4	3	6	0	0	0	2	15		
	<b>Team</b>					<b>1</b>	<b>3</b>	<b>4</b>									
	<b>Totals</b>		<b>30-57</b>	<b>15-31</b>	<b>15-22</b>	<b>6</b>	<b>28</b>	<b>34</b>	<b>22</b>	<b>90</b>	<b>16</b>	<b>11</b>	<b>4</b>	<b>7</b>	<b>200</b>		
	FG % 1st Half:	16-29	55.2%	2nd half:	14-28	50.0%	Game:	30-57	52.6%						Deadball Rebounds		
	3FG % 1st Half:	9-16	56.3%	2nd half:	6-15	40.0%	Game:	15-31	48.4%						5		
	FT % 1st Half:	8-12	66.7%	2nd half:	7-10	70.0%	Game:	15-22	68.2%								

**Arkansas 77 • 5-2**

#	Player	Total			3-Ptr			Rebounds			PF	TP	A	TO	Blk	Stl	Min
		FG-FGA	FT-FTA	FT-FTA	FG-FGA	FT-FTA	Off	Def	Tot								
03	Adou Thiero	f	7-13	0-2	12-21	1	5	6	3	26	1	2	0	1	35		
44	Zvonimir Ivisic	f	5-9	3-6	0-0	2	4	6	3	13	0	2	2	2	22		
01	Johnehl Davis	g	1-3	1-2	0-0	1	1	2	2	3	6	1	0	2	32		
02	Boogie Fland	g	2-12	0-3	4-5	0	4	4	8	1	2	0	0	0	25		
21	D.J. Wagner	g	4-9	0-1	0-0	0	0	0	2	8	3	2	0	0	30		
04	Trevon Brazile	g	2-2	1-1	0-0	1	1	2	2	5	1	0	0	0	6		
09	Jonas Aidoo	g	1-1	0-0	0-0	1	2	3	0	2	0	0	0	0	11		
11	Karter Knox	g	0-0	0-0													

**GAME 9** **60** **UTSA** **32 28** **60 75**  
**RV/RV ARKANSAS** **27 48** **75**  
 Dec. 7, 2024 • Fayetteville, Ark. • Bud Walton Arena

**UTSA 60 • 3-5**

#	Player	Total			3-Ptr			Rebounds			PF	TP	A	TO	Blk	Stl	Min
		FG-FGA	FT-FTA	Off	Def	FG-FGA	FT-FTA	Off	Def	Tot							
05	Raekwon Horton	f	2-4	0-1	2-2	2	3	5	1	6	2	1	0	1	33		
06	Mo Njie	c	1-3	0-1	0-0	1	2	3	2	2	0	0	4	0	9		
01	Primo Spears	g	8-19	3-6	0-0	0	0	0	3	19	2	3	0	1	37		
03	Tai'Reon Joseph	g	2-6	0-2	0-0	0	2	2	1	4	0	1	0	3	21		
04	Marcus Millender	g	6-14	3-9	3-3	1	1	2	0	18	2	1	0	1	36		
02	Jaquan Scott	g	2-7	0-2	0-0	0	1	1	4	4	0	1	0	1	17		
12	Damari Monsanto	g	1-2	1-2	0-0	0	4	4	2	3	1	0	0	0	19		
15	Jonnivius Smith	g	2-3	0-0	0-0	0	4	4	4	4	0	1	0	1	22		
88	Skylar Wicks	g	0-1	0-1	0-0	0	1	1	0	0	0	0	0	0	6		
Team																	
Totals			24-59	7-24	5-5	4	18	22	17	60	7	9	4	8	200		

FG % 1st Half: 13-31 41.9% 2nd half: 11-28 39.3% Game: 24-59 40.7%  
 3FG % 1st Half: 4-12 33.3% 2nd half: 3-12 25.0% Game: 7-24 29.2%  
 FT % 1st Half: 2-2 100.0% 2nd half: 3-3 100.0% Game: 5-5 100.0%

Deadball Rebounds: 0.1

**Arkansas 75 • 7-2**

#	Player	Total			3-Ptr			Rebounds			PF	TP	A	TO	Blk	Stl	Min
		FG-FGA	FT-FTA	Off	Def	FG-FGA	FT-FTA	Off	Def	Tot							
03	Adou Thiero	f	8-10	0-1	10-13	3	7	10	1	26	3	2	1	0	30		
09	Jonas Aidoo	f	3-9	0-0	2-2	2	5	7	0	8	2	0	2	1	27		
01	Johnell Davis	g	5-7	3-5	0-0	0	1	1	1	13	3	4	1	0	34		
02	Boogie Fland	g	3-11	0-3	0-1	1	5	6	1	6	7	4	0	1	31		
21	D.J. Wagner	g	3-7	1-3	0-0	1	5	6	2	7	0	3	0	1	33		
04	Trevon Brazile	g	3-4	0-0	0-0	0	4	4	1	6	0	0	1	1	15		
11	Karter Knox	g	2-4	1-3	2-3	0	2	2	0	7	0	1	0	1	19		
24	Billy Richmond III	g	1-1	0-0	0-0	0	0	0	1	2	0	0	0	0	11		
Team																	
Totals			28-53	5-15	14-19	9	29	38	7	75	15	15	5	5	200		

FG % 1st Half: 10-26 38.5% 2nd half: 18-27 66.7% Game: 28-53 52.8%  
 3FG % 1st Half: 3-9 33.3% 2nd half: 2-6 33.3% Game: 5-15 33.3%  
 FT % 1st Half: 4-8 50.0% 2nd half: 10-11 90.9% Game: 14-19 73.7%

Deadball Rebounds: 1.2

Officials: Bharat Ramnanan, Steven Anderson, Doug Shaws  
 Technical fouls: UTSA-None. Arkansas-None.  
 Attendance: 19200

Score by periods	1st	2nd	Total
UTSA	32	28	60
Arkansas	27	48	75

Last FG - UTSA 2nd-02:25, AR 2nd-01:17.  
 Largest lead - UTSA by 8 1st-00:25, AR by 16 2nd-04:59.  
 UTSA led for 05:43. AR led for 25:20. Game was tied for 08:57.

Score tied - 6 times.  
 Lead changed - 4 times.

**GAME 10** **87** **14/14 Michigan** **49 38** **87 89**  
**RV/RV ARKANSAS** **45 44** **89**  
 Dec. 10, 2024 • New York, N.Y. • Madison Square Garden

**Michigan 87 • 8-2**

#	Player	Total			3-Ptr			Rebounds			PF	TP	A	TO	Blk	Stl	Min
		FG-FGA	FT-FTA	Off	Def	FG-FGA	FT-FTA	Off	Def	Tot							
01	Danny Wolf	f	6-11	0-2	2-3	2	7	9	3	14	9	3	0	0	33		
50	Vladislav Goldin	c	7-9	0-0	3-5	1	8	9	2	17	1	1	2	0	28		
03	Tre Donaldson	g	3-7	1-3	2-4	0	2	2	3	9	3	4	0	3	32		
04	Nimari Burnett	g	4-8	1-3	1-2	2	1	3	4	10	0	3	0	0	25		
11	Roddy Gayle Jr.	g	6-13	0-2	1-2	0	3	3	2	13	2	3	0	2	29		
10	Justin Pippen	g	1-1	1-1	0-0	0	0	0	1	3	0	0	0	0	3		
15	Rubin Jones	g	1-3	0-1	0-0	0	1	1	0	2	3	1	0	2	19		
24	Sam Walters	g	2-2	2-2	0-0	0	0	0	1	6	0	0	0	0	14		
42	Will Tschetter	g	4-5	3-4	2-2	0	0	0	3	13	0	2	0	0	17		
Team																	
Totals			34-59	8-18	11-18	8	24	32	19	87	18	17	2	7	200		

FG % 1st Half: 19-31 61.3% 2nd half: 15-28 53.6% Game: 34-59 57.6%  
 3FG % 1st Half: 7-12 58.3% 2nd half: 1-6 16.7% Game: 8-18 44.4%  
 FT % 1st Half: 4-5 80.0% 2nd half: 7-13 53.8% Game: 11-18 61.1%

Deadball Rebounds: 2

**Arkansas 89 • 8-2**

#	Player	Total			3-Ptr			Rebounds			PF	TP	A	TO	Blk	Stl	Min
		FG-FGA	FT-FTA	Off	Def	FG-FGA	FT-FTA	Off	Def	Tot							
03	Adou Thiero	f	6-9	1-2	0-0	2	2	4	1	13	0	2	0	1	22		
09	Jonas Aidoo	f	3-6	0-0	5-8	3	4	7	3	11	0	2	2	2	26		
01	Johnell Davis	g	2-8	1-4	1-1	0	4	4	3	6	1	2	0	0	31		
02	Boogie Fland	g	6-18	2-7	6-6	0	1	1	0	20	7	2	0	2	37		
21	D.J. Wagner	g	7-12	2-3	0-0	2	1	3	3	16	5	2	0	0	35		
04	Trevon Brazile	g	6-8	1-3	2-6	1	5	6	4	15	1	1	1	3	26		
11	Karter Knox	g	2-2	1-1	0-1	0	3	3	1	5	0	0	0	0	13		
24	Billy Richmond III	g	0-0	0-0	0-0	0	0	0	0	0	0	0	0	0	1		
44	Zvonimir Ivisic	g	1-3	1-3	0-0	0	1	1	2	3	2	2	0	0	9		
Team																	
Totals			33-66	9-23	14-22	12	22	34	17	89	16	14	3	8	200		

FG % 1st Half: 17-33 51.5% 2nd half: 16-33 48.5% Game: 33-66 50.0%  
 3FG % 1st Half: 4-11 36.4% 2nd half: 5-12 41.7% Game: 9-23 39.1%  
 FT % 1st Half: 7-8 87.5% 2nd half: 7-14 50.0% Game: 14-22 63.6%

Deadball Rebounds: 5

Officials: Owen Shortt, Paul Szelc, Keith Kimble  
 Technical fouls: Michigan-Will Tschetter. Arkansas-D.J. Wagner.  
 Attendance: 14846

Score by periods	1st	2nd	Total
Michigan	49	38	87
Arkansas	45	44	89

Last FG - MICH 2nd-01:28, AR 2nd-03:01.  
 Largest lead - MICH by 15 1st-08:58, AR by 18 2nd-10:15.  
 MICH led for 15:18. AR led for 21:22. Game was tied for 03:20.

Score tied - 2 times.  
 Lead changed - 4 times.

**GAME 11** **57** **UCA** **28 29** **57 82**  
**RV/RV ARKANSAS** **46 36** **82**  
 Dec. 14, 2024 • North Little Rock, Ark. • Simmons Bank Arena

**Central Arkansas 57 • 2-8**

#	Player	Total			3-Ptr			Rebounds			PF	TP	A	TO	Blk	Stl	Min
		FG-FGA	FT-FTA	Off	Def	FG-FGA	FT-FTA	Off	Def	Tot							
00	Ubong Abasi Etim	f	0-0	0-0	0-0	0	1	1	0	0	0	0	0	1	16		
03	Brayden Fagbemi	g	3-11	2-5	1-2	2	0	2	0	9	2	2	0	3	34		
13	Ben Fox	g	2-7	2-6	6-8	0	2	2	2	12	0	0	0	0	30		
25	Elias Cato	g	4-11	0-5	7-8	0	2	2	3	15	0	1	1	0	33		
32	Layne Taylor	g	5-13	3-8	0-0	0	3	3	1	13	3	2	0	0	36		
04	Nehemiah Turner	g	0-1	0-0	0-0	0	1	1	0	1	1	0	0	0	8		
10	Owen Derhmann	g	0-0	0-0	0-0	0	0	0	0	0	0	0	0	0	1		
15	Michael Ebagharu	g	2-6	1-1	0-0	1	4	5	1	4	2	0	0	0	18		
17	Ethan Thomas	g	0-0	0-0	0-0	0	0	0	0	0	0	0	0	0	1		
23	Diogo Seixas	g	0-0	0-0	0-0	0	1	1	0	0	0	0	0	0	6		
24	Cole McCormick	g	2-5	0-3	0-0	0	1	1	1	4	0	1	0	2	17		
Team																	
Totals			18-54	7-28	14-18	6	16	22	9	57	8	9	1	6	200		

FG % 1st Half: 9-27 33.3% 2nd half: 9-27 33.3% Game: 18-54 33.3%  
 3FG % 1st Half: 3-15 20.0% 2nd half: 4-13 30.8% Game: 7-28 25.0%  
 FT % 1st Half: 7-8 87.5% 2nd half: 7-10 70.0% Game: 14-18 77.8%

Deadball Rebounds: 1

**Arkansas 82 • 9-2**

#	Player	Total			3-Ptr			Rebounds			PF	TP	A	TO	Blk	Stl	Min
		FG-FGA	FT-FTA	Off	Def	FG-FGA	FT-FTA	Off	Def	Tot							
04	Trevon Brazile	f	4-6	0-1	3-4	3	4	7	3	11	1	3	5	0	21		
09	Jonas Aidoo	f	6-6	0-0	1-2	0	4	4	1	13	0	0	2	0	25		
01	Johnell Davis	g	4-7	3-6	0-0	0	1	1	1	11	1	1	0	0	30		
02	Boogie Fland	g	7-11	2-4	0-0	0	5	5	2	16	9	1	0	5	34		
21	D.J. Wagner	g	5-9	3-4	0-0	0	1	1	2	13	6	3	0	0	30		
00	Jaden Karuletwa	g	0-0	0-0	0-0	0	0	0	0	0	0	0	0	0	1		
08	Melo Sanchez	g	0-0	0-0	0-0	0	0	0	0	0	0	0	0	0	1		
11	Karter Knox	g	5-8	1-2	3-3	1	3	4	1	14	3	2	0	0	22		
24	Billy Richmond III	g	2-4	0-0	0-0	3	2	5	3	4	1	1	0	0	19		
25	Kareem Watkins	g	0-0	0-0	0-0	0	0	0	0	0	0	0	0	0	2		
44	Zvonimir Ivisic	g	0-4	0-3	0-0	0	6	6	0	0	2	1	2	0	15		
Team																	
Totals			33-55	9-20	7-9	7	29	36	13	82	23	12	9	5	200		

FG % 1st Half: 19-28 67.9% 2nd half: 14-27 51.9% Game: 33-55 60.0%  
 3FG % 1st Half: 5-11 45.5% 2nd half: 4-9 44.4% Game: 9-20 45.0%  
 FT % 1st Half: 3-3 100.0% 2nd half: 4-6 66.7% Game: 7-9 77.8%

Deadball Rebounds: 1.4

Officials: Michael Swoboda, Michael Wallace, Garrick Shannon  
 Technical fouls: Central Arkansas-None. Arkansas-None.  
 Attendance: 15535

Score by periods	1st	2nd	Total
Central Arkansas	28	29	57
Arkansas	46	36	82

Last FG - UCA 2nd-00:29, AR 2nd-04:44.  
 Largest lead - UCA None, AR by 31 2nd-10:34.  
 UCA led for 00:00. AR led for 39:38. Game was tied for 00:22.

Score tied - 0 times.  
 Lead changed - 0 times.

**GAME 12** **66** **North Carolina A&T** **31 36** **67 95**  
**RV/RV ARKANSAS** **54 41** **95**  
 Dec. 21, 2024 • Fayetteville, Ark. • Bud Walton Arena

**N.C. A&T 67 • 3-10**

#	Player	Total			3-Ptr			Rebounds			PF	TP	A	TO	Blk	Stl	Min
		FG-FGA	FT-FTA	Off	Def	FG-FGA	FT-FTA</										

<b>GAME 13</b> <b>ESPN 2</b>		<b>62</b> Oakland	<b>39</b> 23	<b>62</b> 92	
		<b>23/RV</b> ARKANSAS	<b>42</b> 50	<b>92</b>	
Dec. 30, 2024 • Fayetteville, Ark. • Bud Walton Arena					

**Oakland 62 • 4-10**

#	Player	Total			3-Ptr			Rebounds			PF	TP	A	TO	Blk	Stl	Min
		FG-FGA	FG-FGA	FT-FTA	FG-FGA	FG-FGA	FT-FTA	Off	Def	Tot							
10	DQ Cole	f	4-7	1-4	0-0	2	1	3	1	9	2	2	1	2	34		
12	Tuburu Naivalurua	f	9-15	0-0	0-0	2	7	9	2	18	0	1	0	0	37		
23	Allen David Mukeba	f	7-13	0-0	3-6	1	5	6	4	17	2	5	1	2	32		
06	Malcolm Christie	g	1-10	1-8	3-4	0	0	0	1	6	2	0	0	0	30		
07	Isaiah Jones	g	1-5	0-3	4-6	2	3	5	3	6	0	1	0	0	20		
00	Nassim Mashhour		0-1	0-0	0-0	0	0	0	0	0	0	1	0	0	5		
01	Jaylen Jones		1-4	0-0	2-2	0	0	0	0	4	3	1	0	2	18		
02	Jeremiah Bembry		1-3	0-0	0-0	0	0	0	0	2	0	1	0	0	3		
11	Jayson Woodrich		0-1	0-1	0-0	0	0	0	1	0	0	0	0	0	9		
13	Warren Marshall IV		0-0	0-0	0-0	0	0	0	0	0	0	0	0	0	1		
22	Deng Majak		0-0	0-0	0-0	1	0	1	1	0	0	0	0	0	5		
25	Cooper Craggs		0-1	0-1	0-0	0	0	0	0	0	0	1	0	0	6		
Team						3	1	4			1						
Totals			24-60	2-17	12-18	11	17	28	13	62	9	13	3	6	200		
FG % 1st Half: 16-29		55.2%	2nd half: 8-31	25.8%	Game: 24-60	40.0%									Deadball		
3FG % 1st Half: 1-5		20.0%	2nd half: 1-12	8.3%	Game: 2-17	11.8%									Rebounds		
FT % 1st Half: 6-8		75.0%	2nd half: 6-10	60.0%	Game: 12-18	66.7%									3.1		

**Arkansas 92 • 11-2**

#	Player	Total			3-Ptr			Rebounds			PF	TP	A	TO	Blk	Stl	Min
		FG-FGA	FG-FGA	FT-FTA	FG-FGA	FG-FGA	FT-FTA	Off	Def	Tot							
03	Adou Thiero	f	7-11	0-1	6-6	1	5	6	3	20	6	3	2	3	30		
09	Jonas Aidoo	f	3-4	0-0	0-0	0	2	2	1	6	0	1	1	1	16		
11	Karter Knox	f	6-8	3-5	2-2	0	3	3	1	17	2	1	0	1	28		
02	Boogie Fland	g	9-16	5-8	1-2	0	2	2	0	24	6	0	0	0	36		
21	D.J. Wagner	g	3-7	2-5	0-0	1	4	5	2	8	2	2	0	2	35		
04	Trevon Brazile		4-7	0-2	1-2	2	6	8	3	9	1	3	6	0	25		
24	Billy Richmond III		3-4	0-0	2-2	1	3	4	3	8	4	2	0	1	23		
44	Zvonimir Ivisic		0-1	0-1	0-0	0	2	2	2	0	0	1	1	0	7		
Team						1	0	1									
Totals			35-58	10-22	12-14	6	27	33	15	92	21	13	10	8	200		
FG % 1st Half: 16-28		57.1%	2nd half: 19-30	63.3%	Game: 35-58	60.3%									Deadball		
3FG % 1st Half: 3-9		33.3%	2nd half: 7-13	53.8%	Game: 10-22	45.5%									Rebounds		
FT % 1st Half: 7-8		87.5%	2nd half: 5-6	83.3%	Game: 12-14	85.7%									1.1		

Officials: Josue Nieves, Vladimir Toyard-Tadal, Chuck Jones  
 Technical fouls: Oakland-None. Arkansas-None.  
 Attendance: 19200

Score by periods	1st	2nd	Total
Oakland	39	23	62
Arkansas	42	50	92

Points	In Paint	Off T/O	2nd Chance	Fast Break	Bench
OAK	42	11	2	10	5
AR	38	21	8	28	17

Last FG - OAK 2nd-02:55, AR 2nd-00:26. Score tied - 7 times.  
 Largest lead - OAK by 2 1st-19:08, AR by 30 2nd-00:26. Lead changed - 7 times.  
 OAK led for 01:45, AR led for 32:31. Game was tied for 05:44.